

**KENTUCKY-AMERICAN WATER COMPANY  
CASE NO. 2012-00520  
COMMISSION STAFF'S FIRST REQUEST FOR INFORMATION**

---

**Witness:** Cheryl D. Norton/Keith L. Cartier

1. List each of Kentucky-American's sewer facilities.

**Response:**

Kentucky American has two treatment facilities – the Owenton Waste Water Treatment Facility and the Rockwell Village Waste Water Treatment facility.

For the electronic version, refer to KAW\_R\_PSCDR1\_NUM01\_012313.pdf.

**KENTUCKY-AMERICAN WATER COMPANY  
CASE NO. 2012-00520  
COMMISSION STAFF'S FIRST REQUEST FOR INFORMATION**

**Witness:** Cheryl D. Norton/Keith L. Cartier

2. List each Kentucky-American facility and contract operation that is not subject to the Commission's regulation.

**Response:**

Kentucky American does not have any facility or contract operations that are not subject to Commission regulation.

For the electronic version, refer to KAW\_R\_PSCDR1\_NUM02\_012313.pdf.

**KENTUCKY-AMERICAN WATER COMPANY**  
**CASE NO. 2012-00520**  
**COMMISSION STAFF'S FIRST REQUEST FOR INFORMATION**

---

**Witness:**     **Linda Bridwell**

- 3.**     a.     Provide a copy of the workpapers and calculations that Kentucky-American used to develop its forecasted test-period financial information.
- b.     State all assumptions that Kentucky-American used to develop its forecasted test-period financial information.
- c.     Provide the workpapers, calculations, and assumptions requested in Item 3(a) in Microsoft Excel format.

**Response:**

- 3.**     a.     The workpapers and calculations are attached. Certain of the workpapers and calculations contain confidential information. Therefore, the Company has filed a Petition for Confidential Treatment contemporaneously with these responses. The Company will provide copies of the requested documents to all parties in this case upon execution of an appropriate confidentiality agreement.
- b.     The base period is calculated using 6 months actual and six months budget. The Company's forecasted test-year started with actual data for the period of April 2012 through September 2012 and budget information for October 2012 through March 2013. This data was adjusted for all known and measurable changes and all adjustments are detailed in the workpapers.
- c.     The workpapers and calculations in Excel format have been provided on a separate CD-ROM. Certain of the workpapers and calculations contain confidential information. Therefore, the Company has filed a Petition for Confidential Treatment contemporaneously with these responses. The Company will provide copies of the requested documents to all parties in this case upon execution of an appropriate confidentiality agreement.

For the electronic version, refer to KAW\_R\_PSCDR1\_NUM03\_012313.pdf.

**Kentucky-American Water Company  
Case No. 2012-00520  
Forecasted Test Period Ending July 31, 2014**

**Table of Contents - Workpapers**

<b><u>Description</u></b>	<b><u>Reference</u></b>
Rate Base	W/P - 1
Revenues	W/P - 2
O & M Expense	W/P - 3
Depreciation & Amortization	W/P - 4
General Taxes	W/P - 5
Income Taxes	W/P - 6
Capitalization	W/P - 7
Tariff Filings	W/P - 8



**Kentucky-American Water Company**  
**Case No. 2012-00520**  
**Forecasted Test Period Ending July 31, 2014**

**Table of Contents - Workpapers for Rate Base**

<b><u>Description</u></b>	<b><u>Reference</u></b>
UPIS	W/P - 1-1
Accumulated Depreciation	W/P - 1-2
Construction Work in Progress	W/P - 1-3
AFUDC for CWIP	W/P - 1-4
Working Capital - Materials & Supplies	W/P - 1-5
Customer Advances	W/P - 1-6
Contributions in Aid of Construction	W/P - 1-7
Deferred Taxes	W/P - 1-8
Deferred Income Tax Credit	W/P - 1-9
Deferred Maintenance	W/P - 1-10
Deferred Debits	W/P - 1-11
Other Rate Base	W/P - 1-12
Lead Lag Study	W/P - 1-13

Kentucky American Water Company  
 Case No. 2012-00520  
 Pro Forma Adjustment of Utility Plant in Service  
 For the 13 Month Average July 31, 2013 - July 31, 2014

Witness Responsible: \_\_\_\_\_  
 Type of Filing:  Original  Updated  Revised

Line No.	Description	Base Year at 3/31/2013	Adjustments	Forecast Year at 7/31/2014	Reference
1	Base Year for the 12 Months Ended 3/31/2013	\$ 598,439,504		\$ 598,439,504	
2					
3					
4	<b>Adjustments:</b>				
5	Net of Additions and Retirements		\$ 29,100,874		
7	<b>Total Adjustments:</b>		<u>\$ 29,100,874</u>	<u>29,100,874</u>	
8					
9					
10	<b>Forecasted Year at Present Rates</b>			<u>\$ 627,540,378</u>	Exhibits\Rate Base\Rate Base KY Capital through 12_31_14.xlsx]Bal UPIS
11					



Kentucky American Water Company  
Case No. 2012-00520  
UPIS Balances by Month, September 2012 - December 2014

Automatically calculates: Prior Month Balance + Placed in Service Activity - Removals Activity  
Worksheet #: W/P - 1-1

Exhibits\Rate Base\Rate Base KY  
Capital through 12\_31\_14.xlsx\Bal UPIS

Line #	Utility	Account	JDE / Util Plant Account	SAP GL Account	NARUC Acct	UPIS Balance	Sep-12	Oct-12	Nov-12	Dec-12	Jan-13	Feb-13	Mar-13	Apr-13
							\$ 587,304,590	\$ 588,681,634	\$ 590,388,802	\$ 593,667,977	\$ 594,700,853	\$ 597,082,286	\$ 598,439,504	\$ 603,196,255
50	Water	340210-Comp & Periph Mainframe	340210	10134010	340.5	\$ 88,984	\$ 88,546	\$ 88,108	\$ 87,670	\$ 87,232	\$ 86,794	\$ 86,355	\$ 85,917	\$ 85,479
51	Water	340220-Comp & Periph Personal	340220	10134010	340.5	\$ 977,328	\$ 969,234	\$ 961,140	\$ 953,046	\$ 944,952	\$ 936,858	\$ 928,764	\$ 920,670	\$ 912,576
52	Water	340230-Comp & Periph Other	340230	10134010	340.5	\$ 751,175	\$ 750,255	\$ 749,335	\$ 748,415	\$ 747,495	\$ 746,575	\$ 745,655	\$ 744,735	\$ 743,815
53	Water	340240-Comp & Periph Capital Lease	340240	10134010	340.5	\$ -	\$ -	\$ -	\$ -	\$ -	\$ -	\$ -	\$ -	\$ -
54	Water	340300-Computer Software	340300	10134010	340.5	\$ 3,805,919	\$ 3,799,581	\$ 3,785,349	\$ 3,771,117	\$ 3,756,885	\$ 3,742,653	\$ 3,728,421	\$ 3,714,189	\$ 3,699,957
55	Water	340320-Comp Software Personal	340320	10134010	340.5	\$ 3,481	\$ 3,481	\$ 3,481	\$ 3,481	\$ 3,481	\$ 3,481	\$ 3,481	\$ 3,481	\$ 3,481
56	Water	340325-Comp Software Customized	340325	10134010	340.5	\$ 700,218	\$ 700,218	\$ 700,218	\$ 700,218	\$ 700,218	\$ 700,218	\$ 700,218	\$ 700,218	\$ 700,218
57	Water	340330-Comp Software Other	340330	10134010	340.5	\$ 765,081	\$ 765,081	\$ 765,081	\$ 765,081	\$ 765,081	\$ 765,081	\$ 765,081	\$ 765,081	\$ 765,081
58	Water	340500-Other Office Equipment	340500	10134010	340.5	\$ 73,838	\$ 73,329	\$ 72,819	\$ 72,310	\$ 71,800	\$ 71,291	\$ 70,781	\$ 70,272	\$ 69,763
59	Water	341100-Trans Equip Lt Duty Trks	341100	10134100	341.5	\$ 2,119,633	\$ 2,128,472	\$ 2,113,261	\$ 2,111,250	\$ 2,085,919	\$ 2,060,587	\$ 2,035,255	\$ 2,009,923	\$ 1,984,591
60	Water	341200-Trans Equip Hwy Duty Trks	341200	10134100	341.5	\$ 1,737,108	\$ 1,765,796	\$ 1,770,228	\$ 1,787,861	\$ 1,782,172	\$ 1,776,484	\$ 1,770,795	\$ 1,765,107	\$ 1,759,419
61	Water	341300-Trans Equip Autos	341300	10134100	341.5	\$ 127,965	\$ 160,216	\$ 167,637	\$ 188,659	\$ 185,653	\$ 182,648	\$ 179,642	\$ 176,636	\$ 173,630
62	Water	341400-Trans Equip Other	341400	10134100	341.5	\$ 602,305	\$ 601,000	\$ 599,695	\$ 598,391	\$ 597,086	\$ 595,781	\$ 594,476	\$ 593,172	\$ 589,867
63	Water	342000-Stores Equipment	342000	10134200	342.5	\$ 38,109	\$ 38,070	\$ 38,032	\$ 37,994	\$ 37,955	\$ 37,917	\$ 37,878	\$ 37,840	\$ 37,801
64	Water	343000-Tools,Shop,Garage Equip	343000	10134300	343.5	\$ 2,145,935	\$ 2,151,192	\$ 2,209,909	\$ 2,298,625	\$ 2,298,213	\$ 2,308,306	\$ 2,321,550	\$ 2,368,411	\$ 2,415,272
65	Water	344000-Laboratory Equipment	344000	10134400	344.5	\$ 1,300,396	\$ 1,297,752	\$ 1,302,266	\$ 1,299,622	\$ 1,296,978	\$ 1,294,334	\$ 1,291,690	\$ 1,289,046	\$ 1,286,402
66	Water	345000-Power Operated Equipment	345000	10134500	345.5	\$ 1,465,286	\$ 1,463,795	\$ 1,462,305	\$ 1,460,814	\$ 1,459,324	\$ 1,457,833	\$ 1,456,342	\$ 1,454,852	\$ 1,453,361
67	Water	346100-Comm Equip Non-Telephone	346100	10134600	346.5	\$ 1,783,664	\$ 1,872,626	\$ 1,868,119	\$ 1,863,613	\$ 1,859,107	\$ 1,854,601	\$ 1,850,095	\$ 1,845,588	\$ 1,841,082
68	Water	346190-Remote Control & Instrument	346190	10134600	346.5	\$ 1,528,986	\$ 1,528,986	\$ 1,528,986	\$ 1,528,986	\$ 1,528,986	\$ 1,528,986	\$ 1,528,986	\$ 1,528,986	\$ 1,528,986
69	Water	346200-Comm Equip Telephone	346200	10134600	346.5	\$ 283,749	\$ 283,749	\$ 283,749	\$ 283,749	\$ 283,749	\$ 283,749	\$ 283,749	\$ 283,749	\$ 283,749
70	Water	347000-Misc Equipment	347000	10134700	347.5	\$ 1,283,663	\$ 1,295,171	\$ 1,294,347	\$ 1,293,524	\$ 1,292,700	\$ 1,291,876	\$ 1,291,052	\$ 1,290,228	\$ 1,289,404
71	Water	348000-Other Tangible Property	348000	10134800	348.5	\$ 138,485	\$ 138,485	\$ 138,485	\$ 138,485	\$ 138,485	\$ 138,485	\$ 138,485	\$ 138,485	\$ 138,485
72	Water	354200-WW Struct & Imp Collection	354200	10135420	354.2	\$ -	\$ -	\$ -	\$ -	\$ -	\$ -	\$ -	\$ -	\$ -
73	Water	340315-Comp Software Specia	340315	10134010	C3405	\$ 4,601,216	\$ 4,667,721	\$ 4,724,754	\$ 4,781,691	\$ 4,855,356	\$ 4,929,011	\$ 5,002,666	\$ 5,076,321	\$ 5,149,976
74	Water	339300-Other P/E-Treatment	339300	10133930	C3393	\$ -	\$ -	\$ -	\$ -	\$ -	\$ -	\$ -	\$ -	\$ -
							\$ 587,304,590	\$ 588,681,634	\$ 590,388,802	\$ 593,667,977	\$ 594,700,853	\$ 597,082,286	\$ 598,439,504	\$ 603,196,255



Kentucky American Water Company  
Case No. 2012-00520  
UPIs Balances by Month, September 2012 - December 2014

Automatically calculates: Prior Month Balance + Placed in Service Activity - Removals Activity  
Worksheet #: W/P - 1-1

Exhibits\Rate Base\Rate Base KY  
Capital through 12\_31\_14.xlsx\Bal UPIs

Line #	Utility	Account	JDE / Util Plant Account	SAP GL Account	NARUC Acct	May-13	Jun-13	Jul-13	Aug-13	Sep-13	Oct-13	Nov-13	Dec-13
50	Water	340210-Comp & Periph Mainframe	340210	10134010	340.5	\$ 85,479	\$ 85,041	\$ 84,603	\$ 84,165	\$ 83,726	\$ 83,288	\$ 82,850	\$ 82,412
51	Water	340220-Comp & Periph Personal	340220	10134010	340.5	\$ 912,576	\$ 904,482	\$ 896,388	\$ 888,294	\$ 880,200	\$ 872,106	\$ 864,012	\$ 855,918
52	Water	340230-Comp & Periph Other	340230	10134010	340.5	\$ 743,815	\$ 742,895	\$ 741,975	\$ 741,055	\$ 740,135	\$ 739,215	\$ 738,295	\$ 737,375
53	Water	340240-Comp & Periph Capital Lease	340240	10134010	340.5	\$ -	\$ -	\$ -	\$ -	\$ -	\$ -	\$ -	\$ -
54	Water	340300-Computer Software	340300	10134010	340.5	\$ 3,699,957	\$ 3,685,725	\$ 3,671,492	\$ 3,657,260	\$ 3,643,028	\$ 3,628,796	\$ 3,614,564	\$ 3,600,332
55	Water	340320-Comp Software Personal	340320	10134010	340.5	\$ 3,481	\$ 3,481	\$ 3,481	\$ 3,481	\$ 3,481	\$ 3,481	\$ 3,481	\$ 3,481
56	Water	340325-Comp Software Customized	340325	10134010	340.5	\$ 700,218	\$ 700,218	\$ 700,218	\$ 700,218	\$ 700,218	\$ 700,218	\$ 700,218	\$ 700,218
57	Water	340330-Comp Software Other	340330	10134010	340.5	\$ 765,081	\$ 765,081	\$ 765,081	\$ 765,081	\$ 765,081	\$ 765,081	\$ 765,081	\$ 765,081
58	Water	340500-Other Office Equipment	340500	10134010	340.5	\$ 69,762	\$ 69,253	\$ 68,743	\$ 68,234	\$ 67,724	\$ 67,215	\$ 66,705	\$ 66,196
59	Water	341100-Trans Equip Lt Duty Trks	341100	10134100	341.5	\$ 2,001,924	\$ 1,976,592	\$ 2,060,460	\$ 2,035,128	\$ 2,009,796	\$ 1,984,464	\$ 2,011,132	\$ 1,985,800
60	Water	341200-Trans Equip Hwy Duty Trks	341200	10134100	341.5	\$ 1,776,751	\$ 1,771,063	\$ 1,874,574	\$ 1,868,885	\$ 1,863,197	\$ 1,857,508	\$ 1,903,820	\$ 1,898,131
61	Water	341300-Trans Equip Autos	341300	10134100	341.5	\$ 191,488	\$ 188,483	\$ 297,985	\$ 294,980	\$ 291,974	\$ 288,968	\$ 339,537	\$ 336,532
62	Water	341400-Trans Equip Other	341400	10134100	341.5	\$ 591,867	\$ 590,562	\$ 589,257	\$ 587,953	\$ 586,648	\$ 585,343	\$ 584,038	\$ 582,733
63	Water	342000-Stores Equipment	342000	10134200	342.5	\$ 37,802	\$ 37,763	\$ 37,725	\$ 37,686	\$ 37,648	\$ 37,610	\$ 37,571	\$ 37,533
64	Water	343000-Tools,Shop,Garage Equip	343000	10134300	343.5	\$ 2,483,555	\$ 2,493,648	\$ 2,498,489	\$ 2,603,125	\$ 2,602,713	\$ 2,602,301	\$ 2,601,889	\$ 2,601,477
65	Water	344000-Laboratory Equipment	344000	10134400	344.5	\$ 1,286,402	\$ 1,283,758	\$ 1,281,114	\$ 1,278,470	\$ 1,275,826	\$ 1,273,182	\$ 1,270,538	\$ 1,267,894
66	Water	345000-Power Operated Equipment	345000	10134500	345.5	\$ 1,453,361	\$ 1,451,871	\$ 1,450,380	\$ 1,448,890	\$ 1,447,399	\$ 1,445,908	\$ 1,444,418	\$ 1,442,927
67	Water	346100-Comm Equip Non-Telephone	346100	10134600	346.5	\$ 1,841,082	\$ 1,836,576	\$ 1,832,070	\$ 1,827,564	\$ 1,823,058	\$ 1,818,551	\$ 1,814,045	\$ 1,809,539
68	Water	346190-Remote Control & Instrument	346190	10134600	346.5	\$ 2,317,899	\$ 2,809,727	\$ 2,822,227	\$ 2,824,727	\$ 3,146,385	\$ 3,156,890	\$ 3,161,617	\$ 3,226,628
69	Water	346200-Comm Equip Telephone	346200	10134600	346.5	\$ 283,749	\$ 283,749	\$ 283,749	\$ 283,749	\$ 283,749	\$ 283,749	\$ 283,749	\$ 283,749
70	Water	347000-Misc Equipment	347000	10134700	347.5	\$ 1,501,581	\$ 1,513,257	\$ 1,524,933	\$ 1,526,609	\$ 1,525,786	\$ 1,524,962	\$ 1,524,138	\$ 1,523,315
71	Water	348000-Other Tangible Property	348000	10134800	348.5	\$ 372,118	\$ 375,026	\$ 375,026	\$ 375,026	\$ 375,026	\$ 375,026	\$ 375,026	\$ 375,026
72	Water	354200-WW Struct & Imp Collection	354200	10135420	354.2	\$ -	\$ -	\$ -	\$ -	\$ -	\$ -	\$ -	\$ -
73	Water	340315-Comp Software Specia	340315	10134010	C3405	\$ 10,778,826	\$ 10,888,473	\$ 11,016,436	\$ 11,140,084	\$ 11,257,880	\$ 11,371,845	\$ 11,437,463	\$ 11,501,736
74	Water	339300-Other P/E-Treatment	339300	10133930	C3393	\$ 210,464	\$ 222,964	\$ 235,464	\$ 237,964	\$ 237,964	\$ 237,964	\$ 237,964	\$ 237,964
<b>Total Water UPIs</b>						<b>\$ 610,353,372</b>	<b>\$ 612,208,698</b>	<b>\$ 613,654,441</b>	<b>\$ 614,895,916</b>	<b>\$ 616,311,144</b>	<b>\$ 617,359,286</b>	<b>\$ 618,454,497</b>	<b>\$ 632,951,596</b>
<b>Water</b>						<b>\$ 610,353,372</b>	<b>\$ 612,208,698</b>	<b>\$ 613,654,441</b>	<b>\$ 614,895,916</b>	<b>\$ 616,311,144</b>	<b>\$ 617,359,286</b>	<b>\$ 618,454,497</b>	<b>\$ 632,951,596</b>

Kentucky American Water Company  
Case No. 2012-00520  
UPIS Balances by Month, September 2012 - December 2014

Automatically calculates: Prior Month Balance + Placed in Service Activity - Removals Activity  
Worksheet #: W/P - 1-1

Exhibits\Rate Base\Rate Base KY  
Capital through 12\_31\_14.xlsx\Bal UPIS

Line #	Utility	Account	JDE / Util Plant Account	SAP GL Account	NARUC Acct	Jan-14	Feb-14	Mar-14	Apr-14	May-14	Jun-14	Jul-14	Oct-Dec 2012
1	Water	301000-Organization	301000	10130100	301.1	\$ 37,450	\$ 37,450	\$ 37,450	\$ 37,450	\$ 37,450	\$ 37,450	\$ 37,450	\$ -
2	Water	302000-Franchises	302000	10130200	302.1	\$ 70,261	\$ 70,261	\$ 70,261	\$ 70,261	\$ 70,261	\$ 70,261	\$ 70,261	\$ -
3	Water	303200-Land & Land Rights-Supply	303200	10130320	303.2	\$ 1,077,363	\$ 1,077,363	\$ 1,077,363	\$ 1,077,363	\$ 1,077,363	\$ 1,077,363	\$ 1,077,363	\$ -
4	Water	303300-Land & Land Rights-Pumping	303300	10130330	303.3	\$ 195,966	\$ 195,966	\$ 195,966	\$ 195,966	\$ 195,966	\$ 195,966	\$ 195,966	\$ -
5	Water	303400-Land & Land Rights-Treatment	303400	10130340	303.4	\$ 800,183	\$ 800,183	\$ 800,183	\$ 800,183	\$ 800,183	\$ 800,183	\$ 800,183	\$ -
6	Water	303500-Land & Land Rights-T&D	303500	10130350	303.5	\$ 7,833,806	\$ 7,835,390	\$ 7,836,568	\$ 7,825,600	\$ 7,825,600	\$ 7,825,600	\$ 7,825,600	\$ -
7	Water	304100-Struct & Imp-Supply	304100	10130410	304.2	\$ 6,958,361	\$ 6,958,178	\$ 6,957,994	\$ 6,957,811	\$ 6,957,628	\$ 6,957,445	\$ 6,957,262	\$ 6,939
8	Water	304200-Struct & Imp-Pumping	304200	10130420	304.2	\$ 9,602,924	\$ 9,600,459	\$ 9,597,994	\$ 9,595,528	\$ 9,593,063	\$ 9,590,597	\$ 9,588,132	\$ (7,396)
9	Water	304300-Struct & Imp-Treatment	304300	10130430	304.3	\$ 26,489,697	\$ 26,485,270	\$ 26,480,843	\$ 26,476,416	\$ 26,486,696	\$ 26,549,501	\$ 26,605,774	\$ 111,221
10	Water	304400-Struct & Imp-T&D	304400	10130440	304.4	\$ 915,117	\$ 915,117	\$ 915,117	\$ 895,487	\$ 895,487	\$ 895,487	\$ 895,487	\$ -
11	Water	304500-Struct & Imp-General	304500	10130450	304.5	\$ 4,315,172	\$ 4,315,172	\$ 4,315,172	\$ 4,315,172	\$ 4,336,182	\$ 4,346,687	\$ 4,378,202	\$ 72,828
12	Water	304600-Struct & Imp-Offices	304600	10130460	304.5	\$ 5,744,299	\$ 5,743,962	\$ 5,743,624	\$ 5,743,287	\$ 5,742,949	\$ 5,742,612	\$ 5,742,275	\$ (1,012)
13	Water	304610-Struct & Imp-HVAC	304610	10130460	304.5	\$ 10,570	\$ 10,570	\$ 10,570	\$ 10,570	\$ 10,570	\$ 10,570	\$ 10,570	\$ -
14	Water	304700-Struct & Imp-Store,Shop,Gar	304700	10130450	304.5	\$ 1,786,124	\$ 1,785,923	\$ 1,785,722	\$ 1,785,521	\$ 1,785,321	\$ 1,785,120	\$ 1,784,919	\$ (602)
15	Water	304800-Struct & Imp-Misc	304800	10130450	304.5	\$ 1,675,985	\$ 1,671,228	\$ 1,666,471	\$ 1,585,680	\$ 1,580,923	\$ 1,576,165	\$ 1,571,408	\$ (14,272)
16	Water	305000-Collect & Impound Reservoirs	305000	10130500	305.2	\$ 986,753	\$ 986,401	\$ 986,048	\$ 985,696	\$ 985,343	\$ 984,990	\$ 984,638	\$ (1,058)
17	Water	306000-Lake, River & Other Intakes	306000	10130600	306.2	\$ 7,475,843	\$ 7,475,622	\$ 7,475,400	\$ 7,475,179	\$ 7,480,472	\$ 7,505,463	\$ 7,528,004	\$ 47,518
18	Water	309000-Supply Mains	309000	10130900	309.2	\$ 27,882,254	\$ 27,882,243	\$ 27,882,231	\$ 27,882,220	\$ 27,882,208	\$ 27,882,197	\$ 27,882,185	\$ (34)
19	Water	310000-Power Generation Equip	310000	10131000	310.2	\$ 3,374,873	\$ 3,373,794	\$ 3,372,714	\$ 3,371,635	\$ 3,370,555	\$ 3,369,476	\$ 3,368,396	\$ (3,238)
20	Water	311200-Pump Equip Electric	311200	10131200	311.2	\$ 12,087,834	\$ 12,084,994	\$ 12,081,615	\$ 12,076,964	\$ 12,081,205	\$ 12,118,274	\$ 12,151,261	\$ 77,704
21	Water	311300-Pump Equip Diesel	311300	10131130	311.2	\$ 698,587	\$ 698,204	\$ 697,822	\$ 697,439	\$ 697,057	\$ 696,674	\$ 696,292	\$ (1,147)
22	Water	311400-Pump Equip Hydraulic	311400	10131140	311.2	\$ 7,728	\$ 7,728	\$ 7,728	\$ 7,728	\$ 7,728	\$ 7,728	\$ 7,728	\$ -
23	Water	311500-Pump Equip Other	311500	10131150	311.2	\$ -	\$ -	\$ -	\$ (4,813)	\$ (4,813)	\$ -	\$ (4,813)	\$ -
24	Water	311520-Pump Equip S&S & Pumping	311520	10131152	311.2	\$ 14,746,691	\$ 14,742,385	\$ 14,738,079	\$ 14,711,688	\$ 14,707,382	\$ 14,703,076	\$ 14,698,770	\$ (12,918)
25	Water	311530-Pump Equip Wtr Treatment	311530	10131153	311.3	\$ -	\$ -	\$ -	\$ -	\$ -	\$ -	\$ -	\$ -
26	Water	311540-Pumping Equipment TD	311540	10131154	311.4	\$ 411,134	\$ 411,991	\$ 412,174	\$ 410,768	\$ 408,986	\$ 407,205	\$ 405,423	\$ (5,344)
27	Water	320100-WT Equip Non-Media	320100	10132010	320.3	\$ 53,413,678	\$ 53,383,520	\$ 53,353,361	\$ 50,704,057	\$ 50,677,576	\$ 50,664,226	\$ 50,649,242	\$ (59,349)
28	Water	320200-WT Equip Filter Media	320200	10132010	320.3	\$ 508,588	\$ 508,588	\$ 508,588	\$ 508,588	\$ 508,588	\$ 508,588	\$ 508,588	\$ -
29	Water	330000-Dist Reservoirs & Standpipes	330000	10133000	330.4	\$ 1,771,358	\$ 1,771,358	\$ 1,771,358	\$ 1,771,358	\$ 1,771,358	\$ 1,771,358	\$ 1,771,358	\$ -
30	Water	330100-Elevated Tanks & Standpipes	330100	10133000	330.4	\$ 13,515,462	\$ 13,540,560	\$ 13,558,917	\$ 12,984,850	\$ 12,983,561	\$ 12,982,271	\$ 12,980,981	\$ (3,869)
31	Water	330200-Ground Level Tanks	330200	10133000	330.4	\$ 3,600,360	\$ 3,600,360	\$ 3,600,360	\$ 3,600,360	\$ 3,600,360	\$ 3,620,844	\$ 3,636,019	\$ 743,975
32	Water	330400-Clearwell	330400	10133000	330.4	\$ 2,581,757	\$ 2,581,757	\$ 2,581,757	\$ 2,581,757	\$ 2,581,757	\$ 2,581,757	\$ 2,581,757	\$ -
33	Water	331001-TD Mains Not Classified	331001	10133100	331.4	\$ 167,841,322	\$ 168,202,348	\$ 168,392,334	\$ 168,591,770	\$ 168,848,253	\$ 169,134,028	\$ 169,529,563	\$ 1,235,038
34	Water	331100-TD Mains 4in & Less	331100	10133100	331.4	\$ 5,575,195	\$ 5,575,195	\$ 5,575,194	\$ 5,575,193	\$ 5,575,192	\$ 5,575,191	\$ 5,575,190	\$ (3)
35	Water	331200-TD Mains 6in to 8in	331200	10133100	331.4	\$ 20,848,506	\$ 20,848,463	\$ 20,848,420	\$ 20,848,377	\$ 20,848,334	\$ 20,848,290	\$ 20,848,247	\$ (130)
36	Water	331300-TD Mains 10in to 16in	331300	10133100	331.4	\$ 9,097,048	\$ 9,097,048	\$ 9,097,048	\$ 9,097,048	\$ 9,097,048	\$ 9,097,048	\$ 9,097,048	\$ -
37	Water	331400-TD Mains 18in & Grtr	331400	10133100	331.4	\$ 72,803,256	\$ 72,803,224	\$ 72,803,193	\$ 72,803,161	\$ 72,803,130	\$ 72,803,098	\$ 72,803,066	\$ (95)
38	Water	333000-Services	333000	10133300	333.4	\$ 50,082,428	\$ 50,225,350	\$ 50,368,272	\$ 50,511,194	\$ 50,654,116	\$ 50,797,038	\$ 50,940,960	\$ 582,880
39	Water	334100-Meters	334100	10133410	334.4	\$ 16,991,706	\$ 17,298,377	\$ 17,416,939	\$ 17,905,123	\$ 18,549,101	\$ 19,011,831	\$ 19,366,970	\$ 2,974,976
40	Water	334110-Meters Bronze Case	334110	10133410	334.4	\$ 2,270,905	\$ 2,270,612	\$ 2,270,318	\$ 2,270,025	\$ 2,269,731	\$ 2,269,437	\$ 2,269,144	\$ (881)
41	Water	334120-Meters Plastic Case	334120	10133410	334.4	\$ 242,892	\$ 230,053	\$ 217,215	\$ 204,377	\$ 191,538	\$ 178,700	\$ 165,862	\$ (38,515)
42	Water	334130-Meters Other	334130	10133410	334.4	\$ 6,082,047	\$ 6,054,502	\$ 6,026,957	\$ 5,999,413	\$ 5,971,868	\$ 5,944,323	\$ 5,916,778	\$ (82,634)
43	Water	334131-Meter Reading Units	334131	10133410	334.4	\$ 314,141	\$ 314,141	\$ 314,141	\$ 314,141	\$ 314,141	\$ 314,141	\$ 314,141	\$ -
44	Water	334200-Meter Installations	334200	10133420	334.4	\$ 18,441,857	\$ 18,441,269	\$ 18,440,682	\$ 18,440,095	\$ 18,439,508	\$ 18,438,921	\$ 18,438,334	\$ 32,898
45	Water	334300-Meter Vaults	334300	10133410	334.4	\$ 503,621	\$ 503,587	\$ 503,553	\$ 503,519	\$ 503,485	\$ 503,450	\$ 503,416	\$ (101)
46	Water	335000-Hydrants	335000	10133500	335.4	\$ 14,580,341	\$ 14,619,201	\$ 14,660,596	\$ 14,700,624	\$ 14,747,091	\$ 14,799,260	\$ 14,864,060	\$ 134,570
47	Water	339100-Other P/E-Intangible	339100	10133910	339.1	\$ 8,375	\$ 8,375	\$ 8,375	\$ 8,375	\$ 8,375	\$ 8,375	\$ 8,375	\$ -
48	Water	339600-Other P/E-CPS	339600	10133910	339.1	\$ 756,084	\$ 765,013	\$ 773,942	\$ 782,871	\$ 791,801	\$ 791,801	\$ 791,801	\$ -
49	Water	340100-Office Furniture & Equip	340100	10134010	340.5	\$ 767,891	\$ 765,324	\$ 762,756	\$ 760,188	\$ 757,620	\$ 755,053	\$ 752,485	\$ 123,363

Oct-Dec 2012

\$ 6,363,387

\$ 637,251,319

\$ 635,619,869

\$ 634,382,790

\$ 633,099,688

\$ 635,556,826

\$ 634,785,002

\$ 633,702,545

\$ 634,785,002

\$ 633,099,688

\$ 634,382,790

\$ 635,619,869

\$ 637,251,319

Kentucky American Water Company  
Case No. 2012-00520  
UPIs Balances by Month, September 2012 - December 2014

Oct-Dec 2012

Automatically calculates: Prior Month Balance + Placed in Service Activity - Removals Activity  
Worksheet #: W/P - 1-1

Exhibits\Rate Base\Rate Base KY  
Capital through 12\_31\_14.xlsx\Bal UPIs

Line #	Utility	Account	JDE / Util Plant Account	SAP GL Account	NARUC Acct	Jan-14	Feb-14	Mar-14	Apr-14	May-14	Jun-14	Jul-14	Oct-Dec 2012
50	Water	340210-Comp & Periph Mainframe	340210	10134010	340.5	\$ 81,974	\$ 81,536	\$ 81,098	\$ 80,659	\$ 80,221	\$ 79,783	\$ 79,345	\$ (1,314)
51	Water	340220-Comp & Periph Personal	340220	10134010	340.5	\$ 847,824	\$ 839,730	\$ 831,636	\$ 823,542	\$ 815,449	\$ 807,355	\$ 799,261	\$ (24,282)
52	Water	340230-Comp & Periph Other	340230	10134010	340.5	\$ 736,455	\$ 735,535	\$ 734,615	\$ 733,695	\$ 732,775	\$ 731,855	\$ 730,935	\$ (2,760)
53	Water	340240-Comp & Periph Capital Lease	340240	10134010	340.5	\$ -	\$ -	\$ -	\$ -	\$ -	\$ -	\$ -	\$ -
54	Water	340300-Computer Software	340300	10134010	340.5	\$ 3,586,100	\$ 3,571,868	\$ 3,557,636	\$ 3,543,404	\$ 3,529,171	\$ 3,514,939	\$ 3,500,707	\$ (34,802)
55	Water	340320-Comp Software Personal	340320	10134010	340.5	\$ 3,481	\$ 3,481	\$ 3,481	\$ 3,481	\$ 3,481	\$ 3,481	\$ 3,481	\$ -
56	Water	340325-Comp Software Customized	340325	10134010	340.5	\$ 700,218	\$ 700,218	\$ 700,218	\$ 700,218	\$ 700,218	\$ 700,218	\$ 700,218	\$ -
57	Water	340330-Comp Software Other	340330	10134010	340.5	\$ 765,081	\$ 765,081	\$ 765,081	\$ 765,081	\$ 765,081	\$ 765,081	\$ 765,081	\$ -
58	Water	340500-Other Office Equipment	340500	10134010	340.5	\$ 65,686	\$ 65,177	\$ 64,667	\$ 64,158	\$ 63,648	\$ 63,139	\$ 62,629	\$ (1,529)
59	Water	341100-Trans Equip Lt Duty Trks	341100	10134100	341.5	\$ 1,960,468	\$ 1,935,136	\$ 1,909,804	\$ 1,884,472	\$ 1,874,393	\$ 1,867,088	\$ 1,957,196	\$ (8,383)
60	Water	341200-Trans Equip Hwy Duty Trks	341200	10134100	341.5	\$ 1,892,442	\$ 1,886,754	\$ 1,881,065	\$ 1,875,377	\$ 1,884,942	\$ 1,897,280	\$ 2,007,031	\$ 50,753
61	Water	341300-Trans Equip Autos	341300	10134100	341.5	\$ 333,526	\$ 330,520	\$ 327,514	\$ 324,508	\$ 337,218	\$ 352,785	\$ 468,717	\$ 60,694
62	Water	341400-Trans Equip Other	341400	10134100	341.5	\$ 581,429	\$ 580,124	\$ 578,819	\$ 577,514	\$ 576,210	\$ 574,905	\$ 573,600	\$ (3,914)
63	Water	342000-Stores Equipment	342000	10134200	342.5	\$ 37,494	\$ 37,456	\$ 37,417	\$ 37,379	\$ 37,341	\$ 37,302	\$ 37,264	\$ (115)
64	Water	343000-Tools,Shop,Garage Equip	343000	10134300	343.5	\$ 2,601,065	\$ 2,600,653	\$ 2,610,746	\$ 2,619,841	\$ 2,698,217	\$ 2,764,905	\$ 2,853,785	\$ 152,689
65	Water	344000-Laboratory Equipment	344000	10134400	344.5	\$ 1,265,250	\$ 1,262,606	\$ 1,259,962	\$ 1,257,318	\$ 1,254,674	\$ 1,252,030	\$ 1,249,386	\$ (775)
66	Water	345000-Power Operated Equipment	345000	10134500	345.5	\$ 1,441,437	\$ 1,439,946	\$ 1,438,456	\$ 1,435,383	\$ 1,433,892	\$ 1,432,402	\$ 1,430,911	\$ (4,472)
67	Water	346100-Comm Equip Non-Telephone	346100	10134600	346.5	\$ 1,805,033	\$ 1,800,527	\$ 1,796,020	\$ 1,791,514	\$ 1,787,008	\$ 1,782,502	\$ 1,777,996	\$ 79,949
68	Water	346190-Remote Control & Instrument	346190	10134600	346.5	\$ 3,253,989	\$ 3,576,175	\$ 3,683,787	\$ 3,791,081	\$ 3,898,300	\$ 4,005,520	\$ 4,005,520	\$ -
69	Water	346200-Comm Equip Telephone	346200	10134600	346.5	\$ 283,749	\$ 283,749	\$ 283,749	\$ 283,749	\$ 283,749	\$ 283,749	\$ 283,749	\$ -
70	Water	347000-Misc Equipment	347000	10134700	347.5	\$ 1,522,491	\$ 1,521,667	\$ 1,520,843	\$ 1,513,007	\$ 1,512,183	\$ 1,511,359	\$ 1,510,536	\$ 9,861
71	Water	348000-Other Tangible Property	348000	10134800	348.5	\$ 375,026	\$ 376,601	\$ 378,177	\$ 379,753	\$ 381,329	\$ 382,904	\$ 384,479	\$ -
72	Water	354200-WW Struct & Imp Collection	354200	10135420	354.2	\$ -	\$ -	\$ -	\$ -	\$ -	\$ -	\$ -	\$ -
73	Water	340315-Comp Software Specia	340315	10134010	C3405	\$ 11,540,569	\$ 11,578,420	\$ 11,849,596	\$ 11,849,596	\$ 11,849,596	\$ 11,849,596	\$ 11,849,596	\$ 180,475
74	Water	339300-Other P/E-Treatment	339300	10133930	C3393	\$ 237,964	\$ 237,964	\$ 237,964	\$ 237,964	\$ 237,964	\$ 237,964	\$ 237,964	\$ -
<b>Total Water UPIs</b>						<b>\$ 633,702,545</b>	<b>\$ 634,785,002</b>	<b>\$ 635,556,826</b>	<b>\$ 633,099,688</b>	<b>\$ 634,382,790</b>	<b>\$ 635,619,869</b>	<b>\$ 637,251,319</b>	<b>\$ 6,363,387</b>
<b>Water</b>						<b>\$ 633,702,545</b>	<b>\$ 634,785,002</b>	<b>\$ 635,556,826</b>	<b>\$ 633,099,688</b>	<b>\$ 634,382,790</b>	<b>\$ 635,619,869</b>	<b>\$ 637,251,319</b>	<b>\$ 6,363,387</b>



Kentucky American Water Company  
Case No. 2012-00520  
UPIS Balances by Month, September 2012 - December 2014

Automatically calculates: Prior Month Balance + Placed in Service Activity - Removals Activity  
Worksheet #: W/P - 1-1

Exhibits\Rate Base\Rate Base KY  
Capital through 12\_31\_14.xlsx\Bal UPIS

Line #	Utility	Account	JDE / Util Plant Account	SAP GL Account	NARUC Acct	2013 Additions	2014 Additions	Base Period as of 31-Mar-13	Forecast 13-Month Average Jul-13 - Jul-14
1	Water	301000-Organization	301000	10130100	301.1	\$ -	\$ -	\$ 37,450	\$ 37,450
2	Water	302000-Franchises	302000	10130200	302.1	\$ -	\$ -	\$ 70,261	\$ 70,261
3	Water	303200-Land & Land Rights-Supply	303200	10130320	303.2	\$ -	\$ -	\$ 1,077,363	\$ 1,077,363
4	Water	303300-Land & Land Rights-Pumping	303300	10130330	303.3	\$ -	\$ -	\$ 195,966	\$ 195,966
5	Water	303400-Land & Land Rights-Treatment	303400	10130340	303.3	\$ -	\$ -	\$ 800,183	\$ 800,183
6	Water	303500-Land & Land Rights-T&D	303500	10130350	303.4	\$ 356,579	\$ (4,910)	\$ 7,473,931	\$ 7,692,948
7	Water	304100-Struct & Imp-Supply	304100	10130410	304.2	\$ (2,198)	\$ (2,198)	\$ 6,960,192	\$ 6,958,361
8	Water	304200-Struct & Imp-Pumping	304200	10130420	304.2	\$ (29,585)	\$ (29,585)	\$ 9,627,579	\$ 9,602,974
9	Water	304300-Struct & Imp-Treatment	304300	10130430	304.3	\$ 654,947	\$ 554,186	\$ 26,023,192	\$ 26,418,624
10	Water	304400-Struct & Imp-T&D	304400	10130440	304.4	\$ -	\$ (19,630)	\$ 915,117	\$ 909,077
11	Water	304500-Struct & Imp-General	304500	10130450	304.5	\$ 315,150	\$ 283,635	\$ 4,000,022	\$ 4,272,344
12	Water	304600-Struct & Imp-Offices	304600	10130460	304.5	\$ (4,050)	\$ (4,050)	\$ 5,747,674	\$ 5,744,299
13	Water	304610-Struct & Imp-HVAC	304610	10130450	304.5	\$ -	\$ -	\$ 10,570	\$ 10,570
14	Water	304700-Struct & Imp-Store,Shop,Gar	304700	10130450	304.5	\$ (2,409)	\$ (2,409)	\$ 1,788,131	\$ 1,786,124
15	Water	304800-Struct & Imp-Misc	304800	10130450	304.5	\$ (57,088)	\$ (133,121)	\$ 1,723,559	\$ 1,652,591
16	Water	305000-Collect & Impound Reservoirs	305000	10130500	305.2	\$ (4,231)	\$ (4,231)	\$ 990,279	\$ 986,753
17	Water	306000-Lake, River & Other Intakes	306000	10130600	306.2	\$ 262,868	\$ 189,444	\$ 7,286,518	\$ 7,449,191
18	Water	309000-Supply Mains	309000	10130900	309.2	\$ (138)	\$ (138)	\$ 27,882,369	\$ 27,882,254
19	Water	310000-Power Generation Equip	310000	10131000	310.2	\$ (12,954)	\$ (12,954)	\$ 3,385,668	\$ 3,374,873
20	Water	311200-Pump Equip Electric	311200	10131120	311.2	\$ 2,354,565	\$ 779,719	\$ 9,842,282	\$ 11,941,694
21	Water	311300-Pump Equip Diesel	311300	10131130	311.2	\$ (4,590)	\$ (4,590)	\$ 702,411	\$ 698,587
22	Water	311400-Pump Equip Hydraulic	311400	10131140	311.2	\$ -	\$ -	\$ 7,728	\$ 7,728
23	Water	311500-Pump Equip Other	311500	10131150	311.2	\$ -	\$ (4,813)	\$ -	\$ (1,481)
24	Water	311520-Pump Equip-SOS & Pumping	311520	10131152	311.2	\$ (51,670)	\$ (73,756)	\$ 14,789,750	\$ 14,739,896
25	Water	311530-Pump Equip Wtr Treatment	311530	10131153	311.3	\$ -	\$ -	\$ -	\$ -
26	Water	311540-Pumping Equipment TD	311540	10131154	311.4	\$ 303,674	\$ (10,906)	\$ 98,403	\$ 285,667
27	Water	320100-WT Equip Non-Media	320100	10132010	320.3	\$ (184,882)	\$ (2,662,902)	\$ 53,587,567	\$ 52,590,019
28	Water	320200-WT Equip Filter Media	320200	10132010	320.3	\$ -	\$ -	\$ 508,588	\$ 508,588
29	Water	330000-Dist Reservoirs & Standpipes	330000	10133000	330.4	\$ -	\$ -	\$ 1,771,358	\$ 1,771,358
30	Water	330100-Elevated Tanks & Standpipes	330100	10133000	330.4	\$ 3,235,041	\$ (487,281)	\$ 10,222,904	\$ 12,083,404
31	Water	330200-Ground Level Tanks	330200	10133000	330.4	\$ 177,018	\$ 128,068	\$ 3,472,665	\$ 3,582,591
32	Water	330400-Clearwell	330400	10133000	330.4	\$ -	\$ -	\$ 2,581,757	\$ 2,581,757
33	Water	331001-TD Mains Not Classified	331001	10133100	331.4	\$ 17,133,084	\$ 12,641,312	\$ 152,445,040	\$ 163,769,332
34	Water	331100-TD Mains 4in & Less	331100	10133100	331.4	\$ (12)	\$ (12)	\$ 5,575,206	\$ 5,575,196
35	Water	331200-TD Mains 6in to 8in	331200	10133100	331.4	\$ (518)	\$ (518)	\$ 20,848,938	\$ 20,848,506
36	Water	331300-TD Mains 10in to 16in	331300	10133100	331.4	\$ -	\$ -	\$ 9,097,048	\$ 9,097,048
37	Water	331400-TD Mains 18in & Grtr	331400	10133100	331.4	\$ (380)	\$ (380)	\$ 72,803,572	\$ 72,803,256
38	Water	333000-Services	333000	10133300	333.4	\$ 2,098,785	\$ 2,317,902	\$ 48,339,231	\$ 50,133,322
39	Water	334100-Meters	334100	10133410	334.4	\$ 2,920,311	\$ 2,733,439	\$ 14,508,727	\$ 17,509,021
40	Water	334110-Meters Bronze Case	334110	10133410	334.4	\$ (3,523)	\$ (3,523)	\$ 2,273,841	\$ 2,270,905
41	Water	334120-Meters Plastic Case	334120	10133410	334.4	\$ (154,059)	\$ (154,059)	\$ 371,274	\$ 242,892
42	Water	334130-Meters Other	334130	10133410	334.4	\$ (330,536)	\$ (330,536)	\$ 6,357,493	\$ 6,082,047
43	Water	334131-Meter Reading Units	334131	10133410	334.4	\$ -	\$ -	\$ 314,141	\$ 314,141
44	Water	334200-Meter Installations	334200	10133420	334.4	\$ (7,047)	\$ 55,453	\$ 18,447,729	\$ 18,446,208
45	Water	334300-Meter Vaults	334300	10133410	334.4	\$ (404)	\$ (404)	\$ 503,957	\$ 510,582
46	Water	335000-Hydrants	335000	10133500	335.4	\$ 755,590	\$ 880,965	\$ 13,954,412	\$ 14,553,433
47	Water	339100-Other P/E-Intangible	339100	10133910	339.1	\$ -	\$ -	\$ 8,375	\$ 8,375
48	Water	339600-Other P/E-CPs	339600	10133910	339.1	\$ 449,699	\$ 35,717	\$ 706,661	\$ 768,447
49	Water	340100-Office Furniture & Equip	340100	10134010	340.5	\$ (30,813)	\$ (30,813)	\$ 793,569	\$ 767,891

Total Water UPIS \$ 39,283,619 \$ 18,097,275 \$ 598,439,504 \$ 627,540,378

Kentucky American Water Company  
Case No. 2012-00520  
UPIS Balances by Month, September 2012 - December 2014

Automatically calculates: Prior Month Balance + Placed in Service Activity - Removals Activity  
Worksheet #: W/P - 1-1

Exhibits\Rate Base\Rate Base KY  
Capital through 12\_31\_14.xlsx\Bal UPIS

Line #	Utility	Account	JDE / Util Plant Account	SAP GL Account	NARUC Acct	2013		2014		Base Period as of 31-Mar-13	Forecast 13-Month Average
						Additions	2013	Additions	2014		
50	Water	340210-Comp & Periph Mainframe	340210	10134010	340.5	\$ (5,258)	\$ (5,258)	\$ 86,355	\$ 81,974	\$	\$
51	Water	340220-Comp & Periph Personal	340220	10134010	340.5	\$ (97,127)	\$ (97,127)	\$ 928,764	\$ 847,824	\$	\$
52	Water	340230-Comp & Periph Other	340230	10134010	340.5	\$ (11,040)	\$ (11,040)	\$ 745,655	\$ 736,455	\$	\$
53	Water	340240-Comp & Periph Capital Lease	340240	10134010	340.5	\$ -	\$ -	\$ -	\$ -	\$	\$
54	Water	340300-Computer Software	340300	10134010	340.5	\$ (170,785)	\$ (170,785)	\$ 3,728,421	\$ 3,586,100	\$	\$
55	Water	340320-Comp Software Personal	340320	10134010	340.5	\$ -	\$ -	\$ 3,481	\$ 3,481	\$	\$
56	Water	340325-Comp Software Customized	340325	10134010	340.5	\$ -	\$ -	\$ 700,218	\$ 700,218	\$	\$
57	Water	340330-Comp Software Other	340330	10134010	340.5	\$ -	\$ -	\$ 765,081	\$ 765,081	\$	\$
58	Water	340500-Other Office Equipment	340500	10134010	340.5	\$ (6,114)	\$ (6,114)	\$ 70,781	\$ 65,686	\$	\$
59	Water	341100-Trans Equip Lt Duty Trks	341100	10134100	341.5	\$ (125,451)	\$ (118,517)	\$ 2,035,255	\$ 1,959,641	\$	\$
60	Water	341200-Trans Equip Hwy Duty Trks	341200	10134100	341.5	\$ 110,270	\$ 117,203	\$ 1,770,795	\$ 1,891,616	\$	\$
61	Water	341300-Trans Equip Autos	341300	10134100	341.5	\$ 147,872	\$ 155,016	\$ 179,642	\$ 332,674	\$	\$
62	Water	341400-Trans Equip Other	341400	10134100	341.5	\$ (15,657)	\$ (15,657)	\$ 594,476	\$ 581,429	\$	\$
63	Water	342000-Stores Equipment	342000	10134200	342.5	\$ (461)	\$ (461)	\$ 37,878	\$ 37,494	\$	\$
64	Water	343000-Tools,Shop,Garage Equip	343000	10134300	343.5	\$ 302,852	\$ 337,627	\$ 2,321,550	\$ 2,635,323	\$	\$
65	Water	344000-Laboratory Equipment	344000	10134400	344.5	\$ (31,728)	\$ (31,728)	\$ 1,291,690	\$ 1,265,250	\$	\$
66	Water	345000-Power Operated Equipment	345000	10134500	345.5	\$ (17,887)	\$ (19,469)	\$ 1,456,342	\$ 1,440,950	\$	\$
67	Water	346100-Comm Equip Non-Telephone	346100	10134600	346.5	\$ (54,074)	\$ (54,074)	\$ 1,850,095	\$ 1,805,033	\$	\$
68	Water	346190-Remote Control & Instrument	346190	10134600	346.5	\$ 1,697,642	\$ 866,700	\$ 1,988,712	\$ 3,427,142	\$	\$
69	Water	346200-Comm Equip Telephone	346200	10134600	346.5	\$ -	\$ -	\$ 283,749	\$ 283,749	\$	\$
70	Water	347000-Misc Equipment	347000	10134700	347.5	\$ 229,791	\$ 28,889	\$ 1,291,052	\$ 1,520,141	\$	\$
71	Water	348000-Other Tangible Property	348000	10134800	348.5	\$ 236,541	\$ 6,303	\$ 366,304	\$ 377,207	\$	\$
72	Water	354200-WW Struct & Imp Collection	354200	10135420	354.2	\$ -	\$ -	\$ -	\$ -	\$	\$
73	Water	340315-Comp Software Specia	340315	10134010	C3405	\$ 6,720,044	\$ 347,860	\$ 5,012,553	\$ 11,545,570	\$	\$
74	Water	339300-Other P/E-Treatment	339300	10133930	C3393	\$ 237,964	\$ 45,787	\$ -	\$ 237,772	\$	\$
<b>Total Water UPIS</b>					<b>Water</b>	<b>\$ 39,283,619</b>	<b>\$ 18,097,275</b>	<b>\$ 598,439,504</b>	<b>\$ 627,540,378</b>	<b>\$</b>	<b>\$</b>

Kentucky American Water Company  
 Case No. 2012-00520  
 Placed in Service Activity by Month, September 2012 - December 2014  
 Per In-Service Date or Assumed Months in Construction  
 Wo W/P - 1,1 and W/P - 1-3  
 Exc Exhibits\Rate Base\ through 12\_31\_14.xlsx\Actv PlacedInServ

Total Water Placed in Service:

	Oct-12	Nov-12	Dec-12	Jan-13	Feb-13	Mar-13
\$	1,609,136	1,939,260	3,511,267	1,264,968	2,613,525	1,589,311

Line #	FP#	Project Description	JDE / Utility Plant Account	SAP GL Account	NARUC Account	AFUDC Y/N	In-Service Date or # Months Construction	Water CWIP Bal Fwd	Oct-12	Nov-12	Dec-12	Jan-13	Feb-13	Mar-13
1	D12-01-P	Projects Funded by Others	331001-T&D Mains	10133100	331.4	N	2	\$ 407,312	\$ 407,312	\$ 164,849	\$ 164,613	\$ 117,387	\$ 75,636	
2		Projects Funded by Others	335000-Hydrants	10133500	335.4	N	2	\$ 46,967	\$ 46,967	\$ 18,317	\$ 18,290	\$ 13,043	\$ 8,404	
3		Projects Funded by Others	333000-Services	10133300	333.4	N	2	\$ 55,037	\$ 55,037	\$ -	\$ -	\$ -	\$ -	
4		Projects Funded by Others	334100-Meters	10133410	334.4	N	2	\$ 1,861	\$ 1,861	\$ -	\$ -	\$ -	\$ -	
5		Projects Funded by Others	334200-Meter Installations	10133420	334.4	N	2	\$ 34,012	\$ 34,012	\$ -	\$ -	\$ -	\$ -	
6	R12-01-A1	Mains - New	331001-T&D Mains	10133100	331.4	Y	2	\$ 12,092	\$ 12,092	\$ 63,008	\$ 150,988	\$ 684,150	\$ -	
8		Mains - Replaced / Restored	331001-T&D Mains	10133100	331.4	Y	2	\$ 101,600	\$ 101,600	\$ 260,878	\$ 222,990	\$ 462,234	\$ 5,364	
9	R12-01-B1	Mains - Replaced / Restored	333000-Services	10133300	333.4	Y	2	\$ -	\$ -	\$ 26,088	\$ 22,299	\$ 46,223	\$ 536	
10		Mains - Replaced / Restored	334100-Meters	10133410	334.4	Y	2	\$ -	\$ -	\$ 19,566	\$ 16,724	\$ 34,668	\$ 402	
11		Mains - Replaced / Restored	335000-Hydrants	10133500	335.4	Y	2	\$ 2,512	\$ 2,512	\$ 19,566	\$ 16,724	\$ 34,668	\$ 402	
12		Mains - Replaced / Restored	331001-T&D Mains	10133100	331.4	N	1	\$ -	\$ 25,261	\$ 20,428	\$ 32,275	\$ 21,162	\$ 21,010	\$ 34,768
13		Mains - Unscheduled	331001-T&D Mains	10133100	331.4	N	1	\$ -	\$ -	\$ -	\$ -	\$ 90,000	\$ 250,200	\$ -
14	R12-01-D1	Mains - Relocated	331001-T&D Mains	10133100	331.4	Y	2	\$ -	\$ -	\$ -	\$ -	\$ 10,000	\$ 27,800	\$ -
15		Mains - Relocated	335000-Hydrants	10133500	335.4	Y	2	\$ -	\$ -	\$ -	\$ -	\$ -	\$ -	\$ -
16		Mains - Relocated	335000-Hydrants	10133500	335.4	Y	2	\$ -	\$ -	\$ -	\$ -	\$ -	\$ -	\$ -
17		Mains - Relocated	335000-Hydrants	10133500	335.4	Y	2	\$ -	\$ -	\$ -	\$ -	\$ -	\$ -	\$ -
18		Mains - Relocated	335000-Hydrants	10133500	335.4	Y	2	\$ -	\$ -	\$ -	\$ -	\$ -	\$ -	\$ -
19	R12-01-E1	Hydrants, Valves, and Manholes - New	331001-T&D Mains	10133100	331.4	N	1	\$ 12,901	\$ 26,245	\$ 8,599	\$ 6,738	\$ -	\$ 3,152	\$ 6,303
20		Hydrants, Valves, and Manholes - New	331001-T&D Mains	10133100	331.4	N	1	\$ -	\$ 8,896	\$ 5,733	\$ 4,492	\$ -	\$ 2,101	\$ 4,202
21		Hydrants, Valves, and Manholes - Replaced	331001-T&D Mains	10133100	331.4	N	1	\$ (228)	\$ (2,351)	\$ (3,383)	\$ (3,435)	\$ 10,715	\$ 10,715	\$ 20,170
22	R12-01-F1	Hydrants, Valves, and Manholes - Replaced	331001-T&D Mains	10133100	331.4	N	1	\$ -	\$ (1,415)	\$ (2,255)	\$ (2,290)	\$ 7,144	\$ 7,144	\$ 13,447
23		Hydrants, Valves, and Manholes - Replaced	331001-T&D Mains	10133100	331.4	N	1	\$ -	\$ -	\$ -	\$ -	\$ -	\$ -	\$ -
24		Hydrants, Valves, and Manholes - Replaced	331001-T&D Mains	10133100	331.4	N	1	\$ -	\$ -	\$ -	\$ -	\$ -	\$ -	\$ -
25	R12-01-G1	Services and Laterals - New	333000-Services	10133300	333.4	N	1	\$ -	\$ 103,881	\$ 105,830	\$ 85,268	\$ 69,333	\$ 73,535	\$ 93,495
26		Services and Laterals - New	333000-Services	10133300	333.4	N	1	\$ -	\$ -	\$ -	\$ -	\$ -	\$ -	\$ -
27	R12-01-H1	Services and Laterals - Replaced	333000-Services	10133300	333.4	N	1	\$ 2,609	\$ 83,950	\$ 69,371	\$ 90,886	\$ 64,040	\$ 79,798	\$ 89,555
28		Services and Laterals - Replaced	334200-Meter Installations	10133420	334.4	N	1	\$ 962	\$ 962	\$ -	\$ -	\$ -	\$ -	\$ -
29		Services and Laterals - Replaced	334200-Meter Installations	10133420	334.4	N	1	\$ -	\$ -	\$ -	\$ -	\$ -	\$ -	\$ -
30	R12-01-I1	Meters - New	334100-Meters	10133410	334.4	N	1	\$ 168,382	\$ 272,768	\$ 93,880	\$ 111,581	\$ 24,267	\$ 25,737	\$ 31,620
31		Meters - Replaced	334100-Meters	10133410	334.4	N	1	\$ 2,523	\$ 493,490	\$ 460,866	\$ 1,431,975	\$ 15,758	\$ 309,855	\$ 81,939
32	R12-01-J1	Meters - Replaced	334200-Meter Installations	10133420	334.4	N	1	\$ (314)	\$ (314)	\$ -	\$ -	\$ -	\$ -	\$ -
33		Meters - Replaced	334200-Meter Installations	10133420	334.4	N	1	\$ -	\$ -	\$ -	\$ -	\$ -	\$ -	\$ -
34		Meters - Replaced	334200-Meter Installations	10133420	334.4	N	1	\$ -	\$ -	\$ -	\$ -	\$ -	\$ -	\$ -
35	R12-01-K1	ITS Equipment and Systems	334100-Meters	10133410	334.4	N	1	\$ 8,111	\$ 26,431	\$ 53,320	\$ 113,320	\$ -	\$ -	\$ 16,000
36		ITS Equipment and Systems	334100-Meters	10133410	334.4	N	1	\$ -	\$ -	\$ -	\$ -	\$ -	\$ -	\$ -
37	R12-01-L1	SCADA Equipment and Systems	346190-Remote Control & Instrum	10134600	346.5	Y	6	\$ 459,726	\$ -	\$ -	\$ -	\$ -	\$ -	\$ 459,726
38		SCADA Equipment and Systems	346190-Remote Control & Instrum	10134600	346.5	Y	6	\$ -	\$ -	\$ -	\$ -	\$ -	\$ -	\$ -
39	R12-01-M1	Security Equipment and Systems	304500-Struct & Imp-General	10130450	304.5	N	1	\$ -	\$ 3,502	\$ 14,007	\$ 3,502	\$ -	\$ -	\$ -
40		Security Equipment and Systems	304500-Struct & Imp-General	10130450	304.5	N	1	\$ -	\$ -	\$ -	\$ -	\$ -	\$ -	\$ -
41	R12-01-N1	Offices and Operations Centers	304500-Struct & Imp-General	10130450	304.5	N	1	\$ 68,165	\$ 12,716	\$ 44,551	\$ (5,449)	\$ -	\$ -	\$ -
42		Offices and Operations Centers	304100-Struct & Imp-Supply	10130410	304.2	N	1	\$ 7,489	\$ 7,489	\$ -	\$ -	\$ -	\$ -	\$ -
43		Offices and Operations Centers	340100-Office Furniture & Equip	10134010	340.5	N	1	\$ 131,066	\$ 131,066	\$ -	\$ -	\$ -	\$ -	\$ -
44		Offices and Operations Centers	340300-Computer Software	10134010	340.5	N	1	\$ 7,894	\$ 7,894	\$ -	\$ -	\$ -	\$ -	\$ -
45		Offices and Operations Centers	346100-Comm Equip Non-Telepho	10134600	346.5	N	1	\$ 93,467	\$ 93,467	\$ -	\$ -	\$ -	\$ -	\$ -
46		Offices and Operations Centers	347000-Misc Equipment	10134700	347.5	N	1	\$ 12,332	\$ 12,332	\$ -	\$ -	\$ -	\$ -	\$ -
47		Offices and Operations Centers	347000-Misc Equipment	10134700	347.5	N	1	\$ -	\$ -	\$ -	\$ -	\$ -	\$ -	\$ -
48	R12-01-O1	Vehicles	341100-Trans Equip Lt Duty Trks	10134100	341.5	N	1	\$ (206)	\$ 34,171	\$ 10,121	\$ 23,321	\$ -	\$ -	\$ -
49		Vehicles	341200-Trans Equip Hwy Duty Trks	10134100	341.5	N	1	\$ -	\$ 34,377	\$ 10,121	\$ 23,321	\$ -	\$ -	\$ -
50		Vehicles	341300-Trans Equip Auto Car	10134100	341.5	N	1	\$ (162)	\$ 35,256	\$ 10,428	\$ 24,028	\$ -	\$ -	\$ -
51		Vehicles	341300-Trans Equip Auto Car	10134100	341.5	N	1	\$ -	\$ -	\$ -	\$ -	\$ -	\$ -	\$ -
52	R12-01-P1	Tools and Equipment	343000-Tools,Shop,Garage Equip	10134300	343.5	N	1	\$ -	\$ 5,669	\$ 59,128	\$ 89,128	\$ -	\$ 10,505	\$ 13,887
53		Tools and Equipment	343000-Tools,Shop,Garage Equip	10134300	343.5	N	1	\$ -	\$ -	\$ -	\$ -	\$ -	\$ -	\$ -
54	R12-01-Q1	Process Plant Facilities and Equipment	304300-Struct & Imp-Treatment	10130430	304.3	Y	2	\$ -	\$ -	\$ 124,502	\$ 106,502	\$ 99,196	\$ 37,199	\$ 39,938
55		Process Plant Facilities and Equipment	306000-Lake, River & Other Intake	10130600	306.2	Y	2	\$ 1,494	\$ 1,494	\$ 46,688	\$ 39,938	\$ 37,199	\$ 39,938	\$ 37,199
56		Process Plant Facilities and Equipment	311000-Pumping Equipment	10131120	311.2	Y	2	\$ 14,743	\$ 14,743	\$ 77,814	\$ 66,564	\$ 61,998	\$ 24,999	\$ 24,999
57		Process Plant Facilities and Equipment	320100-Wt Equip Non-Media	10132010	320.3	Y	2	\$ -	\$ -	\$ -	\$ -	\$ -	\$ -	\$ -
58		Process Plant Facilities and Equipment	330200-Ground Level Tanks	10133000	330.4	Y	2	\$ 203,702	\$ 203,702	\$ 31,126	\$ 26,626	\$ 24,799	\$ 24,799	\$ 24,799
59		Process Plant Facilities and Equipment	344000-Laboratory Equipment	10134400	344.5	Y	2	\$ 7,157	\$ 7,157	\$ -	\$ -	\$ -	\$ -	\$ -
60		Process Plant Facilities and Equipment	344000-Laboratory Equipment	10134400	344.5	Y	2	\$ -	\$ -	\$ -	\$ -	\$ -	\$ -	\$ -
61	R12-01-S1	Engineering Studies	339600-Other P/E Cps	10133910	339.1	Y	6	\$ 400,277	\$ -	\$ -	\$ -	\$ -	\$ -	\$ 400,277
62		Engineering Studies	348000-Other Tangible Property	10134800	348.5	Y	6	\$ 227,819	\$ -	\$ -	\$ -	\$ -	\$ -	\$ 227,819
63		Engineering Studies	348000-Other Tangible Property	10134800	348.5	Y	6	\$ -	\$ -	\$ -	\$ -	\$ -	\$ -	\$ -
64	T12-0102-P	Business Transformation 2010 - 2014	340315-Comp Software Specia	10134010	340.5	Y	5/1/2013	\$ 3,772,437	\$ -	\$ -	\$ -	\$ -	\$ -	\$ -

Kentucky American Water Company  
Case No. 2012-00520  
Placed in Service Activity by Month, September 2012 - December 2014  
Per In-Service Date or Assumed Months in Construction  
Wo W/P - 1-1 and W/P - 1-3  
Exc Exhibits\Rate Base\Rate Base through 12\_31\_14.xlsx\Actv PlacedInService

Total Water Placed in Service:

Line #	FP#	Project Description	JDE / Utility Plant Account	SAP GL Account	NARUC Account	AFUDC Y/N	In-Service Date or Construction	Water CWIP Bal Fwd	Oct-12	Nov-12	Dec-12	Jan-13	Feb-13	Mar-13
x	x	x	x	x	x	x	x	x	\$	\$	\$	\$	\$	\$
65		Business Transformation 2010 - 2014	340315-Comp Software Specia	10134010	340.5	Y	5/1/2013							
66	T12-0103-P	Business Transformation 2010 - 2014	340315-Comp Software Specia	10134010	340.5	Y	5/1/2013	286,481	57,033	56,937	73,664	151,610		5,587
68		New WTP On Pool 3 of Kentucky	331001-T&D Mains	10133100	331.4	N	9/20/2010	5,484	23,894					
70	I12-020001	Russell Cave Rd Main Extension	330200-Ground Level Tanks	10133000	330.4	N	7/15/2012	553,227		509,148				
72		US 25 Relocation	331001-T&D Mains	10133100	331.4	N	7/30/2012		82,395	26,395				
73	I12-020009	US 25 Relocation	333000-Services	10133300	333.4	N	7/30/2012		10,299	3,299				
74		US 25 Relocation	335000-Hydrants	10133500	335.4	N	7/30/2012		10,299	3,299				
75		Leestown Road	331001-T&D Mains	10133100	331.4	Y	4/15/2013	995,789						
76	I12-020010	Leestown Road	333000-Services	10133300	333.4	Y	4/15/2013							
78		Leestown Road	335000-Hydrants	10133500	335.4	Y	4/15/2013							
79		Pump Efficiency Replacement	311000-Pumping Equipment	10131120	311.2	Y	4/15/2013	31,380						
80	I12-020025	Pump Efficiency Replacement	311200-Pump Equip Electric	10131120	311.2	Y	4/15/2013	54,201						
81		Pump Efficiency Replacement	339300-Other P/E-Treatment	10133930	339.3	Y	4/15/2013	5,705						
82		Pump Efficiency Replacement	346190-Remote Control & Instrum	10134600	346.5	Y	4/15/2013	1,141						
83		Pump Efficiency Replacement	347000-Misc Equipment	10134700	347.5	Y	4/15/2013	7,417						
84		Northern Division Connection	303500-Land & Land Rights-T&D	10130350	303.4	Y	12/28/2013	161,548						
85	I12-300003	Northern Division Connection	331001-T&D Mains	10133100	331.4	Y	12/28/2013	552,969						
86		Northern Division Connection	311540-Pumping Equipment Td	10131154	311.4	Y	12/28/2013							
87		Northern Division Connection	311200-Pump Equip Electric	10131120	311.2	Y	12/28/2013							
88		Northern Division Connection	346190-Remote Control & Instrum	10134600	346.5	Y	12/28/2013							
89		Northern Division Connection	330100-Elevated Tanks & Standpic	10133000	330.4	Y	12/28/2013							
90		Todds and Cleveland Rd Main Extension	331001-T&D Mains	10133100	331.4	Y	11/15/2014							
91	IP-1202-9	Todds and Cleveland Rd Main Extension	335000-Hydrants	10133500	335.4	Y	11/15/2014							
92		KRS Cleanwell Improvements (332)	304300-Struct & Imp-Treatment	10130430	304.3	Y	6/15/2015							
93	IP-1202-10	I-75 Main Extension	331001-T&D Mains	10133100	331.4	Y	11/15/2014							
94		I-75 Main Extension	335000-Hydrants	10133500	335.4	Y	11/15/2014							
95		Greenwich Rd Main Extension	331001-T&D Mains	10133100	331.4	Y	10/15/2014							
96	IP-1202-11	Greenwich Rd Main Extension	335000-Hydrants	10133500	335.4	Y	10/15/2014							
97		North Upper St Main Replacement (343)	331001-T&D Mains	10133100	331.4	Y	12/15/2014							
98	IP-1202-12	North Upper St Main Replacement (343)	333000-Services	10133300	333.4	Y	12/15/2014							
99		North Upper St Main Replacement (343)	335000-Hydrants	10133500	335.4	Y	12/15/2014							
100		KY Major Highway	331001-T&D Mains	10133100	331.4	Y	12/15/2014							
101	IP-1202-13	KY Major Highway	333000-Services	10133300	333.4	Y	12/15/2014							
102		KY Major Highway	335000-Hydrants	10133500	335.4	Y	12/15/2014							
103		RRS Carbon and Pre-Chlorine Feed	304300-Struct & Imp-Treatment	10130430	304.3	Y	9/15/2014							
104	IP-1202-16	RRS Carbon and Pre-Chlorine Feed	311000-Pumping Equipment	10131120	311.2	Y	9/15/2014							
105		RRS Carbon and Pre-Chlorine Feed	311200-Pump Equip Electric	10131120	311.2	Y	9/15/2014							
106		RRS Carbon and Pre-Chlorine Feed	320100-Wt Equip Non-Media	10132010	320.3	Y	9/15/2014							
107		RRS Carbon and Pre-Chlorine Feed	334100-Meters	10133410	334.4	Y	7/30/2014							
108	IP-1202-20	RRS Carbon and Pre-Chlorine Feed	334200-Meter Installations	10133420	334.4	Y	7/30/2014							
109		RRS Carbon and Pre-Chlorine Feed	334300-Meter Vaults	10133410	334.4	Y	7/30/2014							
110		RRS Carbon and Pre-Chlorine Feed	311000-Pumping Equipment	10131120	311.2	Y	9/25/2014							
111	IP-1202-23	RRS Carbon and Pre-Chlorine Feed	311200-Pump Equip Electric	10131120	311.2	Y	9/25/2014							
112		RRS Carbon and Pre-Chlorine Feed	339300-Other P/E-Treatment	10133930	339.3	Y	9/25/2014							
113		RRS Carbon and Pre-Chlorine Feed	346190-Remote Control & Instrum	10134600	346.5	Y	9/25/2014							
114		RRS Carbon and Pre-Chlorine Feed	347000-Misc Equipment	10134700	347.5	Y	9/25/2014							
115		KRS Hydrotreater Valve & Flow Meter	334100-Meters	10133410	334.4	Y	7/30/2014							
116	IP-1202-27	KRS Hydrotreater Valve & Flow Meter	334200-Meter Installations	10133420	334.4	Y	7/30/2014							
117		KRS Hydrotreater Valve & Flow Meter	334300-Meter Vaults	10133410	334.4	Y	7/30/2014							
118		Pump Efficiency Repl	311000-Pumping Equipment	10131120	311.2	Y	9/25/2014							
119	IP-1202-39	Pump Efficiency Repl	311200-Pump Equip Electric	10131120	311.2	Y	9/25/2014							
120		Pump Efficiency Repl	339300-Other P/E-Treatment	10133930	339.3	Y	9/25/2014							
121		Pump Efficiency Repl	346190-Remote Control & Instrum	10134600	346.5	Y	9/25/2014							
122		Pump Efficiency Repl	347000-Misc Equipment	10134700	347.5	Y	9/25/2014							

Kentucky American Water Company

Case No. 2012-00520  
Placed in Service Activity by Month, September 2012 - December 2014

Per In-Service Date or Assumed Months in Construction

Wo W/P - 1,1 and W/P - 1,3

Exc Exhibits\Rate Base\Rate Base\12\_31\_14.xlsx\Actv PlacedInServc

Line #	FP#	Project Description	JDE / Utility Plant Account	SAP GL Account	NARUC Account	AFUDC Y/N	In-Service Date or # Months Construction	May-13	Jun-13	Jul-13	Aug-13	Sep-13	Oct-13		
								Total Water Placed in Service: \$	4,988,843 \$	7,389,209 \$	2,087,418 \$	1,677,835 \$	1,473,567 \$	1,647,321 \$	1,280,234 \$
1	D12-01-P	Projects Funded by Others	331001-T&D Mains	10133100	331.4	N	2	137,091	146,545	156,000	184,363	186,263	179,636		
2		Projects Funded by Others	335000-Hydrants	10133500	335.4	N	2	15,232	16,283	17,333	20,485	20,695	19,960		
3		Projects Funded by Others	333000-Services	10133300	333.4	N	2	-	-	-	-	-	-		
4		Projects Funded by Others	334100-Meters	10133410	334.4	N	2	-	-	-	-	-	-		
5		Projects Funded by Others	334200-Meter Installations	10133420	334.4	N	2	-	-	-	-	-	-		
6	R12-01-A1	Mains - New	331001-T&D Mains	10133100	331.4	Y	2	-	10,505	26,263	31,516	57,778	52,526		
8		Mains - Replaced / Restored	331001-T&D Mains	10133100	331.4	Y	2	70,222	88,242	150,464	200,080	221,494	222,706		
9	R12-01-B1	Mains - Replaced / Restored	333000-Services	10133300	333.4	Y	2	7,022	8,824	15,046	20,008	22,149	22,271		
10		Mains - Replaced / Restored	334100-Meters	10133410	334.4	Y	2	5,267	6,618	11,285	15,006	16,612	16,703		
11		Mains - Replaced / Restored	335000-Hydrants	10133500	335.4	Y	2	945	6,618	11,285	15,006	16,612	16,703		
12		Mains - Replaced / Restored	331001-T&D Mains	10133100	331.4	N	1	10,085	16,388	17,648	13,867	16,388	41,600		
13		Mains - Unscheduled	331001-T&D Mains	10133100	331.4	N	1	6,724	10,926	11,766	9,245	10,926	27,734		
14	R12-01-C1	Mains - Relocated	331001-T&D Mains	10133100	331.4	Y	2	-	4,728	9,455	28,364	55,782	75,636		
15		Mains - Relocated	335000-Hydrants	10133500	335.4	Y	2	-	525	1,051	3,152	6,198	8,404		
16	R12-01-D1	Hydrants, Valves, and Manholes - New	335000-Hydrants	10133500	335.4	N	1	15,758	12,606	15,758	16,798	12,606	7,312		
17		Hydrants, Valves, and Manholes - New	331001-T&D Mains	10133100	331.4	N	1	9,034	8,404	10,505	11,198	8,404	4,874		
18	R12-01-E1	Hydrants, Valves, and Manholes - Replaced	335000-Hydrants	10133500	335.4	N	1	10,085	16,388	17,648	13,867	16,388	41,600		
19		Hydrants, Valves, and Manholes - Replaced	331001-T&D Mains	10133100	331.4	N	1	6,724	10,926	11,766	9,245	10,926	27,734		
20	R12-01-F1	Services and Laterals - New	333000-Services	10133300	333.4	N	1	95,324	103,724	95,742	101,318	94,545	78,788		
21		Services and Laterals - Replaced	333000-Services	10133300	333.4	N	1	86,654	91,981	99,121	92,818	71,434	85,518		
22	R12-01-G1	Services and Laterals - Replaced	334200-Meter Installations	10133420	334.4	N	1	-	-	-	-	-	-		
23		Services and Laterals - Replaced	334100-Meters	10133410	334.4	N	1	48,639	65,131	59,879	46,747	36,768	40,969		
24	R12-01-H1	Meters - New	334100-Meters	10133410	334.4	N	1	576,443	513,845	221,468	97,697	22,061	23,112		
25		Meters - Replaced	334200-Meter Installations	10133420	334.4	N	1	-	-	-	-	-	-		
26		Meters - Replaced	334100-Meters	10133410	334.4	N	1	112,227	70,703	43,087	-	73,788	-		
27	R12-01-I1	ITS Equipment and Systems	346190-Remote Control & Instrum	10134600	346.5	Y	6	82,654	479,328	-	-	321,658	10,505		
28		ITS Equipment and Systems	304500-Struct & Imp-General	10130450	304.5	N	1	-	21,010	26,263	26,263	52,525	52,525		
29	R12-01-J1	Security Equipment and Systems	304500-Struct & Imp-General	10130450	304.5	N	1	-	-	21,010	-	-	21,010		
30		Security Equipment and Systems	304100-Struct & Imp-Supply	10130410	304.2	N	1	-	-	-	-	-	-		
31	R12-01-K1	Offices and Operations Centers	340100-Office Furniture & Equip	10134010	340.5	N	1	-	-	-	-	-	-		
32		Offices and Operations Centers	340300-Computer Software	10134030	340.5	N	1	-	-	-	-	-	-		
33	R12-01-L1	Offices and Operations Centers	346100-Comm Equip Non-Telepho	10134600	346.5	N	1	-	-	-	-	-	-		
34		Offices and Operations Centers	347000-Misc Equipment	10134700	347.5	N	1	-	-	-	-	-	-		
35	R12-01-M1	Offices and Operations Centers	341100-Trans Equip Lt Duty Trks	10134100	341.5	N	1	17,333	-	109,200	-	-	-		
36		Offices and Operations Centers	341200-Trans Equip Hwy Duty Trks	10134100	341.5	N	1	17,333	-	109,200	-	-	-		
37	R12-01-N1	Tools and Equipment	341300-Trans Equip Auto Car	10134100	341.5	N	1	17,859	-	112,509	-	-	-		
38		Tools and Equipment	343000-Tools,Shop,Garage Equip	10134300	343.5	N	1	115,556	10,505	5,253	105,048	-	-		
39	R12-01-O1	Process Plant Facilities and Equipment	304300-Struct & Imp-Treatment	10130430	304.3	Y	2	16,598	76,698	21,010	104,711	73,535	50,835		
40		Process Plant Facilities and Equipment	306000-Lake, River & Other Intake	10130600	306.2	Y	2	6,224	28,762	7,879	39,267	27,576	18,822		
41	R12-01-Q1	Process Plant Facilities and Equipment	311000-Pumping Equipment	10131120	311.2	Y	2	10,374	47,936	13,131	65,445	45,960	34,288		
42		Process Plant Facilities and Equipment	320100-Wt Equip Non-Media	10132010	320.3	Y	2	4,150	19,175	5,253	26,178	18,384	14,201		
43	R12-01-R1	Process Plant Facilities and Equipment	330200-Ground Level Tanks	10133000	330.4	Y	2	4,150	19,175	5,253	26,178	18,384	14,201		
44		Process Plant Facilities and Equipment	344000-Laboratory Equipment	10134400	344.5	Y	2	-	-	-	-	-	-		
45	R12-01-S1	Engineering Studies	339600-Other P/E Cps	10133910	339.1	Y	6	16,474	16,474	-	-	-	-		
46		Engineering Studies	348000-Other Tangible Property	10134800	348.5	Y	6	2,907	2,907	-	-	-	-		
47	T12-0102-P	Business Transformation 2010 - 2014	340315-Comp Software Specia	10134010	340.5	Y	5/1/2013	5,758,461	107,421	125,738	121,423	115,572	111,740		

Kentucky American Water Company														
Case No. 2012-00520														
Placed in Service Activity by Month, September 2012 - December 2014														
Per In-Service Date or Assumed Months in Construction														
Wo W/P - 1-1 and W/P - 1-3														
Exc Exhibits\Rate Base\Rate Base KY Capital through 12_31_14.xlsx\Actv PlacedInServ														
Line #	FP#	Project Description	JDE / Utility Plant Account	SAP GL Account	NARUC Account	AFUDC Y/N	In-Service Date or Construction	May-13	Jun-13	Jul-13	Aug-13	Sep-13	Oct-13	Total Water Placed in Service:
x	x	x	x	x	x	x	5/1/2013	7,389,209 \$	2,087,418 \$	1,677,835 \$	1,473,835 \$	1,647,321 \$	1,280,234 \$	
65		Business Transformation 2010 - 2014	340315-Comp Software Specia	10134010	340.5	Y								
66	T12-0103-P	Business Transformation 2010 - 2014	340315-Comp Software Specia	10134010	340.5	Y	5/1/2013	2,225 \$	2,225 \$	2,225 \$	2,225 \$	2,225 \$	2,225 \$	2,225 \$
68		New WTP On Pool 3 of Kentucky	331001-T&D Mains	10133100	331.4	N	9/20/2010							
69	I12-020001	Russell Cave Rd Main Extension	330200-Ground Level Tanks	10133000	330.4	N	7/15/2012							
70		US 25 Relocation	331001-T&D Mains	10133100	331.4	N	7/30/2012							
71	I12-020027	US 25 Relocation	333000-Services	10133300	333.4	N	7/30/2012							
72		US 25 Relocation	335000-Hydrants	10133500	335.4	N	7/30/2012							
73	I12-020009	Leestown Road	331001-T&D Mains	10133100	331.4	Y	4/15/2013	34,000 \$						
74		Leestown Road	333000-Services	10133300	333.4	Y	4/15/2013	4,000 \$						
75		Leestown Road	335000-Hydrants	10133500	335.4	Y	4/15/2013	2,000 \$						
76	I12-020010	Pump Efficiency Replacement	311000-Pumping Equipment	10131120	311.2	Y	4/15/2013	20,000 \$	50,000 \$	50,000 \$	50,000 \$	50,000 \$	50,000 \$	10,000 \$
77		Pump Efficiency Replacement	311200-Pump Equip Electric	10131120	311.2	Y	4/15/2013	15,000 \$	37,500 \$	37,500 \$	37,500 \$	37,500 \$	37,500 \$	7,500 \$
78		Pump Efficiency Replacement	339300-Other P/E-Treatment	10133930	339.3	Y	4/15/2013	5,000 \$	12,500 \$	12,500 \$	12,500 \$	12,500 \$	12,500 \$	2,500 \$
79		Pump Efficiency Replacement	346190-Remote Control & Instrum	10134600	346.5	Y	4/15/2013	200,900 \$	12,500 \$	12,500 \$	12,500 \$	12,500 \$	12,500 \$	2,500 \$
80		Pump Efficiency Replacement	347000-Misc Equipment	10134700	347.5	Y	4/15/2013	5,000 \$	5,000 \$	5,000 \$	5,000 \$	5,000 \$	5,000 \$	2,500 \$
81	I12-020025	Northern Division Connection	303500-Land & Land Rights-T&D	10130350	303.4	Y	12/28/2013							
82		Northern Division Connection	331001-T&D Mains	10133100	331.4	Y	12/28/2013							
83		Northern Division Connection	311540-Pumping Equipment Td	10131154	311.4	Y	12/28/2013							
84		Northern Division Connection	311200-Pump Equip Electric	10131120	311.2	Y	12/28/2013							
85		Northern Division Connection	346190-Remote Control & Instrum	10134600	346.5	Y	12/28/2013							
86		Northern Division Connection	330100-Elevated Tanks & Standpic	10133000	330.4	Y	12/28/2013							
87	I12-300003	Todds and Cleveland Rd Main Extension	331001-T&D Mains	10133100	331.4	Y	11/15/2014							
88		Todds and Cleveland Rd Main Extension	335000-Hydrants	10133500	335.4	Y	11/15/2014							
89	IP-1202-9	KRS Cleanwell Improvements (332)	304300-Struct & Imp-Treatment	10130430	304.3	Y	6/15/2015							
90	IP-1202-11	I-75 Main Extension	331001-T&D Mains	10133100	331.4	Y	11/15/2014							
91		I-75 Main Extension	335000-Hydrants	10133500	335.4	Y	11/15/2014							
92	IP-1202-13	Greenwich Rd Main Extension	331001-T&D Mains	10133100	331.4	Y	10/15/2014							
93		Greenwich Rd Main Extension	335000-Hydrants	10133500	335.4	Y	10/15/2014							
94	IP-1202-16	North Upper St Main Replacement (343)	331001-T&D Mains	10133100	331.4	Y	12/15/2014							
95		North Upper St Main Replacement (343)	333000-Services	10133300	333.4	Y	12/15/2014							
96		North Upper St Main Replacement (343)	335000-Hydrants	10133500	335.4	Y	12/15/2014							
97	IP-1202-20	KY Major Highway	331001-T&D Mains	10133100	331.4	Y	12/15/2014							
98		KY Major Highway	333000-Services	10133300	333.4	Y	12/15/2014							
99		KY Major Highway	335000-Hydrants	10133500	335.4	Y	12/15/2014							
100	IP-1202-23	RRS Carbon and Pre-Chlorine Feed	304300-Struct & Imp-Treatment	10130430	304.3	Y	9/15/2014							
101		RRS Carbon and Pre-Chlorine Feed	311000-Pumping Equipment	10131120	311.2	Y	9/15/2014							
102		RRS Carbon and Pre-Chlorine Feed	311200-Pump Equip Electric	10131120	311.2	Y	9/15/2014							
103		RRS Carbon and Pre-Chlorine Feed	320100-Wt Equip Non-Media	10132010	320.3	Y	9/15/2014							
104	IP-1202-27	KRS Hydrotreater Valve & Flow Meter	334100-Meters	10133410	334.4	Y	7/30/2014							
105		KRS Hydrotreater Valve & Flow Meter	334200-Meter Installations	10133420	334.4	Y	7/30/2014							
106		KRS Hydrotreater Valve & Flow Meter	334300-Meter Vaults	10133410	334.4	Y	7/30/2014							
107	IP-1202-39	Pump Efficiency Repl	311000-Pumping Equipment	10131120	311.2	Y	9/25/2014							
108		Pump Efficiency Repl	311200-Pump Equip Electric	10131120	311.2	Y	9/25/2014							
109		Pump Efficiency Repl	339300-Other P/E-Treatment	10133930	339.3	Y	9/25/2014							
110		Pump Efficiency Repl	346190-Remote Control & Instrum	10134600	346.5	Y	9/25/2014							
111		Pump Efficiency Repl	347000-Misc Equipment	10134700	347.5	Y	9/25/2014							

Kentucky American Water Company		Total Water Placed in Service: \$																		
Case No. 2012-00520		Nov-13	Dec-13	Jan-14	Feb-14	Mar-14	Apr-14	May-14					May-14							
Placed in Service Activity by Month, September 2012 - December 2014		\$ 1,327,303	\$ 14,729,191	\$ 983,041	\$ 1,314,549	\$ 1,003,916	\$ 1,113,975	\$ 1,515,194					\$ 1,515,194							
Per In-Service Date or Assumed Months in Construction		Nov-13	Dec-13	Jan-14	Feb-14	Mar-14	Apr-14	May-14					May-14							
Wo W/P - 1,1 and W/P - 1,3		\$ 1,327,303	\$ 14,729,191	\$ 983,041	\$ 1,314,549	\$ 1,003,916	\$ 1,113,975	\$ 1,515,194					\$ 1,515,194							
Exc Exhibits\Rate Base\ through 12_31_14.xlsx\Actv PlacedInServc		\$ 1,327,303	\$ 14,729,191	\$ 983,041	\$ 1,314,549	\$ 1,003,916	\$ 1,113,975	\$ 1,515,194					\$ 1,515,194							
Line #	FP#	x	Project Description	x	JDE / Utility Plant Account	x	SAP GL Account	x	NARUC Account	x	AFUDC Y/N	x	Nov-13	Dec-13	Jan-14	Feb-14	Mar-14	Apr-14	May-14	
1	D12-01-P		Projects Funded by Others		331001-T&D Mains		10133100		331.4		N		\$ 156,000	\$ 176,381	\$ 208,182	\$ 157,542	\$ 75,636	\$ 118,182	\$ 137,091	
2			Projects Funded by Others		335000-Hydrants		10133500		335.4		N		\$ 17,333	\$ 19,598	\$ 23,131	\$ 17,505	\$ 8,404	\$ 13,131	\$ 15,232	
3			Projects Funded by Others		333000-Services		10133300		333.4		N		\$ -	\$ -	\$ -	\$ -	\$ -	\$ -	\$ -	\$ -
4			Projects Funded by Others		10133410-Meters		10133410		334.4		N		\$ -	\$ -	\$ -	\$ -	\$ -	\$ -	\$ -	\$ -
5			Projects Funded by Others		334200-Meter Installations		10133420		334.4		N		\$ -	\$ -	\$ -	\$ -	\$ -	\$ -	\$ -	\$ -
6													\$ 34,667	\$ 15,736	\$ 10,505	\$ 10,503	\$ -	\$ -	\$ -	\$ 10,505
8	R12-01-A1		Mains - New		331001-T&D Mains		10133100		331.4		Y		\$ 231,110	\$ 163,878	\$ 136,340	\$ 76,982	\$ 12,202	\$ 48,606	\$ 74,222	\$ 74,222
9			Mains - Replaced / Restored		333000-Services		10133300		333.4		Y		\$ 23,111	\$ 16,388	\$ 13,634	\$ 7,698	\$ 1,220	\$ 4,861	\$ 7,422	\$ 7,422
10			Mains - Replaced / Restored		334100-Meters		10133410		334.4		Y		\$ 17,333	\$ 12,291	\$ 10,225	\$ 5,774	\$ 915	\$ 3,645	\$ 5,567	\$ 5,567
11			Mains - Replaced / Restored		335000-Hydrants		10133500		335.4		Y		\$ 17,333	\$ 12,291	\$ 10,225	\$ 5,774	\$ 915	\$ 3,645	\$ 5,567	\$ 5,567
12													\$ 17,333	\$ 12,291	\$ 10,225	\$ 5,774	\$ 915	\$ 3,645	\$ 5,567	\$ 5,567
13													\$ 25,212	\$ 19,957	\$ 21,162	\$ 21,010	\$ 34,768	\$ 14,707	\$ 21,010	\$ 21,010
14	R12-01-C1		Mains - Unscheduled		331001-T&D Mains		10133100		331.4		N		\$ 94,545	\$ 94,545	\$ 47,273	\$ 21,744	\$ -	\$ -	\$ -	\$ 4,728
15			Mains - Relocated		331001-T&D Mains		10133100		331.4		Y		\$ 10,505	\$ 10,505	\$ 5,253	\$ 2,416	\$ -	\$ -	\$ -	\$ 525
16	R12-01-D1		Mains - Relocated		335000-Hydrants		10133500		335.4		Y		\$ 4,003	\$ 3,150	\$ -	\$ 3,152	\$ 12,606	\$ 8,404	\$ 13,867	\$ 15,758
17													\$ 2,668	\$ 2,100	\$ -	\$ 2,101	\$ 8,404	\$ 9,244	\$ 10,505	\$ 10,505
18			Hydrants, Valves, and Manholes - New		331001-T&D Mains		10133100		331.4		N		\$ 6,304	\$ 6,297	\$ 10,715	\$ 10,715	\$ 20,170	\$ 10,085	\$ 10,085	\$ 10,085
19	R12-01-E1		Hydrants, Valves, and Manholes - New		335000-Hydrants		10133500		335.4		N		\$ 4,202	\$ 4,198	\$ 7,144	\$ 7,144	\$ 13,447	\$ 6,724	\$ 6,724	\$ 6,724
20			Hydrants, Valves, and Manholes - Replaced		331001-T&D Mains		10133100		331.4		N		\$ 66,180	\$ 52,525	\$ 69,333	\$ 73,535	\$ 90,343	\$ 110,161	\$ 115,565	\$ 115,565
21			Services and Laterals - New		333000-Services		10133300		333.4		N		\$ 63,030	\$ 85,897	\$ 64,040	\$ 79,798	\$ 94,555	\$ 94,654	\$ 101,071	\$ 101,071
22	R12-01-F1		Services and Laterals - Replaced		333000-Services		10133300		333.4		N		\$ -	\$ -	\$ -	\$ -	\$ -	\$ -	\$ -	\$ -
23			Services and Laterals - Replaced		334200-Meter Installations		10133420		334.4		N		\$ -	\$ -	\$ -	\$ -	\$ -	\$ -	\$ -	\$ -
24													\$ 38,868	\$ 25,736	\$ 24,267	\$ 25,737	\$ 31,620	\$ 48,639	\$ 59,879	\$ 59,879
25	R12-01-G1		Meters - New		334100-Meters		10133410		334.4		N		\$ 19,960	\$ 21,007	\$ 15,758	\$ 309,855	\$ 81,939	\$ 459,594	\$ 580,611	\$ 580,611
26			Meters - Replaced		334100-Meters		10133410		334.4		N		\$ -	\$ -	\$ -	\$ -	\$ -	\$ -	\$ -	\$ -
27	R12-01-H1		Meters - Replaced		334200-Meter Installations		10133420		334.4		N		\$ -	\$ -	\$ -	\$ -	\$ -	\$ -	\$ -	\$ -
28													\$ -	\$ -	\$ -	\$ -	\$ -	\$ -	\$ -	\$ -
29													\$ -	\$ -	\$ -	\$ -	\$ -	\$ -	\$ -	\$ -
30	R12-01-I1		ITS Equipment and Systems		334100-Meters		10133410		334.4		N		\$ -	\$ -	\$ -	\$ -	\$ -	\$ -	\$ -	\$ -
31													\$ 4,727	\$ -	\$ 26,263	\$ 321,658	\$ 107,219	\$ 107,219	\$ 107,219	\$ 107,219
32	R12-01-J1		SCADA Equipment and Systems		346190-Remote Control & Instrum		10134600		346.5		Y		\$ -	\$ -	\$ -	\$ -	\$ -	\$ -	\$ -	\$ -
33													\$ 26,263	\$ 5,251	\$ -	\$ -	\$ -	\$ -	\$ -	\$ -
34													\$ 21,010	\$ 21,010	\$ -	\$ -	\$ -	\$ -	\$ -	\$ 21,010
35	R12-01-K1		Security Equipment and Systems		304500-Struct & Imp-General		10130450		304.5		N		\$ -	\$ -	\$ -	\$ -	\$ -	\$ -	\$ -	\$ -
36													\$ -	\$ -	\$ -	\$ -	\$ -	\$ -	\$ -	\$ -
37	R12-01-L1		Offices and Operations Centers		304500-Struct & Imp-General		10130450		304.5		N		\$ -	\$ -	\$ -	\$ -	\$ -	\$ -	\$ -	\$ -
38													\$ -	\$ -	\$ -	\$ -	\$ -	\$ -	\$ -	\$ -
39	R12-01-M1		Offices and Operations Centers		304100-Struct & Imp-Supply		10130410		304.2		N		\$ -	\$ -	\$ -	\$ -	\$ -	\$ -	\$ -	\$ -
40													\$ -	\$ -	\$ -	\$ -	\$ -	\$ -	\$ -	\$ -
41	R12-01-N1		Offices and Operations Centers		340300-Computer Software		10134010		340.5		N		\$ -	\$ -	\$ -	\$ -	\$ -	\$ -	\$ -	\$ -
42													\$ -	\$ -	\$ -	\$ -	\$ -	\$ -	\$ -	\$ -
43			Offices and Operations Centers		346100-Comm Equip Non-Telepho		10134600		346.5		N		\$ -	\$ -	\$ -	\$ -	\$ -	\$ -	\$ -	\$ -
44													\$ -	\$ -	\$ -	\$ -	\$ -	\$ -	\$ -	\$ -
45			Offices and Operations Centers		347000-Misc Equipment		10134700		347.5		N		\$ -	\$ -	\$ -	\$ -	\$ -	\$ -	\$ -	\$ -
46													\$ 52,000	\$ -	\$ -	\$ -	\$ -	\$ -	\$ -	\$ 15,253
47	R12-01-O1		Vehicles		341200-Trans Equip Hvy Duty Trks		10134100		341.5		N		\$ 52,000	\$ -	\$ -	\$ -	\$ -	\$ -	\$ -	\$ -
48													\$ 53,576	\$ -	\$ -	\$ -	\$ -	\$ -	\$ -	\$ 15,715
49			Vehicles		341300-Trans Equip Auto Car		10134100		341.5		N		\$ -	\$ -	\$ -	\$ -	\$ -	\$ -	\$ -	\$ -
50													\$ -	\$ -	\$ -	\$ -	\$ -	\$ -	\$ -	\$ -
51													\$ -	\$ -	\$ -	\$ -	\$ -	\$ -	\$ -	\$ -
52	R12-01-P1		Tools and Equipment		343000-Tools,Shop,Garage Equip		10134300		343.5		N		\$ -	\$ -	\$ -	\$ -	\$ -	\$ -	\$ -	\$ 78,788
53													\$ -	\$ -	\$ -	\$ -	\$ -	\$ -	\$ -	\$ -
54	R12-01-Q1		Process Plant Facilities and Equipment		304300-Struct & Imp-Treatment		10130430		304.3		Y		\$ 87,898	\$ 71,838	\$ 8,403	\$ -	\$ -	\$ -	\$ -	\$ 14,707
55													\$ 32,962	\$ 26,939	\$ 3,151	\$ -	\$ -	\$ -	\$ -	\$ 5,515
56			Process Plant Facilities and Equipment		306000-Lake, River & Other Intake		10130600		306.2		Y		\$ 54,936	\$ 44,899	\$ 5,252	\$ -	\$ -	\$ -	\$ -	\$ 9,192
57													\$ 21,975	\$ 17,960	\$ 2,101	\$ -	\$ -	\$ -	\$ -	\$ 3,677
58			Process Plant Facilities and Equipment		320100-WT Equip Non-Media		10132010		320.3		Y		\$ 21,975	\$ 17,960	\$ 2,101	\$ -	\$ -	\$ -	\$ -	\$ 3,677
59													\$ 21,975	\$ 17,960	\$ 2,101	\$ -	\$ -	\$ -	\$ -	\$ 3,677
60			Process Plant Facilities and Equipment		330200-Ground Level Tanks		10133000		330.4		Y		\$ -	\$ -	\$ -	\$ -	\$ -	\$ -	\$ -	\$ -
61	R12-01-S1		Engineering Studies		344000-Laboratory Equipment		10134400		344.5		Y		\$ -	\$ -	\$ -	\$ -	\$ -	\$ -	\$ -	\$ -
62													\$ -	\$ -	\$ -	\$ -	\$ -	\$ -	\$ -	\$ -
63			Engineering Studies		339600-Other P/E Cps		10133910		339.1		Y		\$ -	\$ -	\$ -	\$ -	\$ -	\$ -	\$ -	\$ 8,929
64	T12-0102-P		Business Transformation 2010 - 2014		348000-Other Tangible Property		10134800		348.5		Y		\$ -	\$ -	\$ -	\$ -	\$ -	\$ -	\$ -	\$ 1,576
													\$ 65,618	\$ 64,273	\$ 38,834	\$ 37,851	\$ 271,176	\$ 8,929	\$ 1,576	\$ 1,576

Kentucky American Water Company																	
Case No. 2012-00520																	
Placed in Service Activity by Month, September 2012 - December 2014																	
Per In-Service Date or Assumed Months in Construction																	
Wo W/P - 1-1 and W/P - 1-3																	
Exc Exhibits\Rate Base\Rate Base KY Capital through 12_31_14.xlsx\Actv PlacedInServc																	
Line #	FPH	x	Project Description	x	IDE / Utility Plant Account	SAP GL Account	NARUC Account	AFUDC Y/N	x	In-Service Date or # Months Construction	Total Water Placed in Service: \$						
											Nov-13	Dec-13	Jan-14	Feb-14	Mar-14	Apr-14	May-14
65			Business Transformation 2010 - 2014		340315-Comp Software Specia	10134010	340.5	Y		5/1/2013	1,327,303	14,729,191	983,041	1,314,549	1,009,916	1,113,975	1,515,194
66	T12-0103-P		Business Transformation 2010 - 2014		340315-Comp Software Specia	10134010	340.5	Y		5/1/2013							
67			Business Transformation 2010 - 2014		340315-Comp Software Specia	10134010	340.5	Y		5/1/2013							
68			Business Transformation 2010 - 2014		340315-Comp Software Specia	10134010	340.5	Y		5/1/2013							
69	I12-020001		New WTP On Pool 3 of Kentucky		331001-T&D Mains	10133100	331.4	N		9/20/2010							
70			Business Transformation 2010 - 2014		340315-Comp Software Specia	10134010	340.5	Y		5/1/2013							
71	I12-020027		Russell Cave Rd Main Extension		330200-Ground Level Tanks	10133000	330.4	N		7/15/2012							
72			Business Transformation 2010 - 2014		340315-Comp Software Specia	10134010	340.5	Y		5/1/2013							
73	I12-020009		US 25 Relocation		331001-T&D Mains	10133100	331.4	N		7/30/2012							
74			Business Transformation 2010 - 2014		340315-Comp Software Specia	10134010	340.5	Y		5/1/2013							
75			US 25 Relocation		335000-Hydrants	10133500	335.4	N		7/30/2012							
76			Business Transformation 2010 - 2014		340315-Comp Software Specia	10134010	340.5	Y		5/1/2013							
77	I12-020010		Leestown Road		331001-T&D Mains	10133100	331.4	Y		4/15/2013							
78			Business Transformation 2010 - 2014		340315-Comp Software Specia	10134010	340.5	Y		5/1/2013							
79			Leestown Road		333000-Services	10133300	333.4	Y		4/15/2013							
80			Business Transformation 2010 - 2014		340315-Comp Software Specia	10134010	340.5	Y		5/1/2013							
81	I12-020025		Pump Efficiency Replacement		311000-Pumping Equipment	10131120	311.2	Y		4/15/2013							
82			Business Transformation 2010 - 2014		340315-Comp Software Specia	10134010	340.5	Y		5/1/2013							
83			Pump Efficiency Replacement		311200-Pump Eqp Electric	10131120	311.2	Y		4/15/2013							
84			Business Transformation 2010 - 2014		340315-Comp Software Specia	10134010	340.5	Y		5/1/2013							
85			Pump Efficiency Replacement		339300-Other P/E-Treatment	10133930	339.3	Y		4/15/2013							
86			Business Transformation 2010 - 2014		340315-Comp Software Specia	10134010	340.5	Y		5/1/2013							
87	I12-300003		Northern Division Connection		346190-Remote Control & Instrum	10134600	346.5	Y		4/15/2013							
88			Business Transformation 2010 - 2014		340315-Comp Software Specia	10134010	340.5	Y		5/1/2013							
89			Northern Division Connection		347500-Misc Equipment	10134700	347.5	Y		4/15/2013							
90			Business Transformation 2010 - 2014		340315-Comp Software Specia	10134010	340.5	Y		5/1/2013							
91			Northern Division Connection		303500-Land & Land Rights-T&D	10130350	303.4	Y		12/28/2013							
92			Business Transformation 2010 - 2014		340315-Comp Software Specia	10134010	340.5	Y		5/1/2013							
93			Northern Division Connection		331001-T&D Mains	10133100	331.4	Y		11/15/2014							
94	IP-1202-9		Todds and Cleveland Rd Main Extension		335000-Hydrants	10133500	335.4	Y		11/15/2014							
95			Business Transformation 2010 - 2014		340315-Comp Software Specia	10134010	340.5	Y		5/1/2013							
96			Todds and Cleveland Rd Main Extension		335000-Hydrants	10133500	335.4	Y		11/15/2014							
97	IP-1202-10		KRS Cleanwell Improvements (332)		304300-Struct & Imp-Treatment	10130430	304.3	Y		6/15/2015							
98			Business Transformation 2010 - 2014		340315-Comp Software Specia	10134010	340.5	Y		5/1/2013							
99	IP-1202-11		I-75 Main Extension		331001-T&D Mains	10133100	331.4	Y		11/15/2014							
100			Business Transformation 2010 - 2014		340315-Comp Software Specia	10134010	340.5	Y		5/1/2013							
101			I-75 Main Extension		335000-Hydrants	10133500	335.4	Y		11/15/2014							
102	IP-1202-13		Greenwich Rd Main Extension		331001-T&D Mains	10133100	331.4	Y		10/15/2014							
103			Business Transformation 2010 - 2014		340315-Comp Software Specia	10134010	340.5	Y		5/1/2013							
104			Greenwich Rd Main Extension		335000-Hydrants	10133500	335.4	Y		10/15/2014							
105	IP-1202-16		North Upper St Main Replacement (343)		331001-T&D Mains	10133100	331.4	Y		12/15/2014							
106			Business Transformation 2010 - 2014		340315-Comp Software Specia	10134010	340.5	Y		5/1/2013							
107			North Upper St Main Replacement (343)		333000-Services	10133300	333.4	Y		12/15/2014							
108			Business Transformation 2010 - 2014		340315-Comp Software Specia	10134010	340.5	Y		5/1/2013							
109	IP-1202-20		KY Major Highway		330100-Wt Equip Non-Media	10132010	320.3	Y		9/15/2014							
110			Business Transformation 2010 - 2014		340315-Comp Software Specia	10134010	340.5	Y		5/1/2013							
111			KY Major Highway		333000-Services	10133300	333.4	Y		12/15/2014							
112			Business Transformation 2010 - 2014		340315-Comp Software Specia	10134010	340.5	Y		5/1/2013							
113	IP-1202-23		KRS Carbon and Pre-Chlorine Feed		304300-Struct & Imp-Treatment	10130430	304.3	Y		9/15/2014							
114			Business Transformation 2010 - 2014		340315-Comp Software Specia	10134010	340.5	Y		5/1/2013							
115			KRS Carbon and Pre-Chlorine Feed		311200-Pump Eqp Electric	10131120	311.2	Y		9/15/2014							
116			Business Transformation 2010 - 2014		340315-Comp Software Specia	10134010	340.5	Y		5/1/2013							
117			KRS Carbon and Pre-Chlorine Feed		320100-Wt Equip Non-Media	10132010	320.3	Y		9/15/2014							
118			Business Transformation 2010 - 2014		340315-Comp Software Specia	10134010	340.5	Y		5/1/2013							
119	IP-1202-27		KRS Hydrotreater Valve & Flow Meter		334100-Meters	10133410	334.4	Y		7/30/2014							
120			Business Transformation 2010 - 2014		340315-Comp Software Specia	10134010	340.5	Y		5/1/2013							
121			KRS Hydrotreater Valve & Flow Meter		334200-Meter Installations	10133420	334.4	Y		7/30/2014							
122	IP-1202-39		Pump Efficiency Repl		334300-Meter Vaults	10133410	334.4	Y		7/30/2014							
123			Business Transformation 2010 - 2014		340315-Comp Software Specia	10134010	340.5	Y		5/1/2013							
124			Pump Efficiency Repl		311000-Pumping Equipment	10131120	311.2	Y		9/25/2014							
125			Business Transformation 2010 - 2014		340315-Comp Software Specia	10134010	340.5	Y		5/1/2013							
126			Pump Efficiency Repl		311200-Pump Eqp Electric	10131120	311.2	Y		9/25/2014							
127			Business Transformation 2010 - 2014		340315-Comp Software Specia	10134010	340.5	Y		5/1/2013							
128			Pump Efficiency Repl		339300-Other P/E-Treatment	10133930	339.3	Y		9/25/2014							
129			Business Transformation 2010 - 2014		340315-Comp Software Specia	10134010	340.5	Y		5/1/2013							
130			Pump Efficiency Repl		346190-Remote Control & Instrum	10134600	346.5	Y		9/25/2014							
131			Business Transformation 2010 - 2014		340315-Comp Software Specia	10134010	340.5	Y		5/1/2013							
132			Pump Efficiency Repl		347500-Misc Equipment	10134700	347.5	Y		9/25/2014							



Kentucky American Water Company  
Case No. 2012-00520  
Placed in Service Activity by Month, September 2012 - December 2014  
Per In-Service Date or Assumed Months in Construction  
Wo W/P - 1,1 and W/P - 1-3  
Exc Exhibits\Rate Base\Rate Base\Actv PlacedInServ

Line #	FP#	Project Description	JDE / Utility Plant Account	SAP GL Account	NARUC Account	AFUDC Y/N	Construction # Months	In-Service Date or	Jun-14		Jul-14		Oct-Dec 12		2013		2014	
									Amount	%	Amount	%	In-Service	In-Service	In-Service	In-Service	In-Service	In-Service
1	D12-01-P	Projects Funded by Others	331001-T&D Mains	10133100	331.4	N	2		146,545	165,000	572,161	1,798,085	7,059,663	42,068,725	24,221,401			
2		Projects Funded by Others	335000-Hydrants	10133500	335.4	N	2		16,283	18,333	65,283	199,787						
3		Projects Funded by Others	333000-Services	10133300	333.4	N	2				55,037							
4		Projects Funded by Others	334100-Meters	10133410	334.4	N	2				1,861							
5		Projects Funded by Others	334200-Meter Installations	10133420	334.4	N	2				34,012							
6	R12-01-A1	Mains - New	331001-T&D Mains	10133100	331.4	Y	2		10,505	26,263	75,100	1,064,129						270,605
8		Mains - Replaced / Restored	331001-T&D Mains	10133100	331.4	Y	2		87,233	162,464	362,478	2,051,392						1,594,849
9	R12-01-B1	Mains - Replaced / Restored	333000-Services	10133300	333.4	Y	2		8,723	16,246	26,088	205,139						159,485
10		Mains - Replaced / Restored	334100-Meters	10133410	334.4	Y	2		6,542	12,185	19,566	153,854						119,614
11		Mains - Replaced / Restored	335000-Hydrants	10133500	335.4	Y	2		6,542	12,185	22,078	153,854						119,614
12		Mains - Replaced / Restored	331001-T&D Mains	10133100	331.4	N	1		21,010	13,657	77,965	270,231						270,231
13	R12-01-C1	Mains - Unscheduled	331001-T&D Mains	10133100	331.4	N	1											
14		Mains - Relocated	331001-T&D Mains	10133100	331.4	Y	2		9,455	14,182		703,255						461,679
15	R12-01-D1	Mains - Relocated	335000-Hydrants	10133500	335.4	Y	2		1,051	1,576		78,139						51,298
16		Hydrants, Valves, and Manholes - New	335000-Hydrants	10133500	335.4	N	1		12,606	15,758	41,583	110,996						120,900
17	R12-01-E1	Hydrants, Valves, and Manholes - New	331001-T&D Mains	10133100	331.4	N	1		8,404	10,505	19,121	73,997						80,600
18		Hydrants, Valves, and Manholes - Replaced	335000-Hydrants	10133500	335.4	N	1		16,388	17,648	(9,169)	180,266						180,266
19	R12-01-F1	Hydrants, Valves, and Manholes - Replaced	331001-T&D Mains	10133100	331.4	N	1		10,926	11,766	(5,960)	120,177						120,177
20		Services and Laterals - New	333000-Services	10133300	333.4	N	1		111,565	116,565	294,980	1,026,132						1,085,116
21	R12-01-G1	Services and Laterals - Replaced	333000-Services	10133300	333.4	N	1		96,981	102,121	244,207	1,002,917						1,040,590
22	R12-01-H1	Services and Laterals - Replaced	334200-Meter Installations	10133420	334.4	N	1				962							
23		Meters - New	334100-Meters	10133410	334.4	N	1		65,131	59,879	478,229	504,240						504,241
24	R12-01-I1	Meters - Replaced	334200-Meter Installations	10133420	334.4	N	1		417,379	238,580	2,386,331	2,362,739						2,320,552
25		Meters - Replaced	334100-Meters	10133410	334.4	N	1				(314)							
26	R12-01-J1	ITS Equipment and Systems	334100-Meters	10133410	334.4	N	1		8,371		193,071	315,805						117,860
27	R12-01-K1	SCADA Equipment and Systems	346190-Remote Control & Instrum	10134600	346.5	Y	6		107,220			1,399,232						818,819
28	R12-01-L1	Security Equipment and Systems	304500-Struct & Imp-General	10130450	304.5	N	1		10,505	10,505	21,010	210,100						157,575
29	R12-01-M1	Offices and Operations Centers	304500-Struct & Imp-General	10130450	304.5	N	1			21,010	51,818	105,050						126,060
30	R12-01-N1	Offices and Operations Centers	304100-Struct & Imp-Supply	10130410	304.2	N	1				7,489							
31	R12-01-O1	Offices and Operations Centers	340300-Computer Software	10134010	340.5	N	1				13,066							
32	R12-01-P1	Offices and Operations Centers	346100-Comm Equip Non-Telepho	10134600	346.5	N	1				93,467							
33	R12-01-Q1	Offices and Operations Centers	347000-Misc Equipment	10134700	347.5	N	1				12,332							
34	R12-01-R1	Vehicles	341100-Trans Equip Lt Duty Trks	10134100	341.5	N	1		18,027	115,440	67,613	178,533						185,466
35	R12-01-S1	Vehicles	341200-Trans Equip Hwy Duty Trks	10134100	341.5	N	1		18,027	115,440	67,613	178,533						185,466
36	R12-01-T1	Tools and Equipment	341300-Trans Equip Auto Car	10134100	341.5	N	1		18,573	118,938	69,712	183,943						191,086
37	R12-01-U1	Process Plant Facilities and Equipment	343000-Tools,Shop,Garage Equip	10134300	343.5	N	1		67,100	89,292	153,926	307,797						343,569
38	R12-01-V1	Process Plant Facilities and Equipment	304300-Struct & Imp-Treatment	10130430	304.3	Y	2		67,232	60,700	124,502	708,072						512,274
39	R12-01-W1	Process Plant Facilities and Equipment	306000-Lake, River & Other Intake	10130600	306.2	Y	2		25,212	22,763	48,182	265,527						192,103
40	R12-01-X1	Process Plant Facilities and Equipment	311000-Pumping Equipment	10131120	311.2	Y	2		42,020	37,938	92,557	442,545						320,171
41	R12-01-Y1	Process Plant Facilities and Equipment	320100-Wt Equip Non-Media	10132010	320.3	Y	2		16,808	15,175	31,126	177,018						128,069
42	R12-01-Z1	Process Plant Facilities and Equipment	330200-Ground Level Tanks	10133000	330.4	Y	2		16,808	15,175	234,828	177,018						128,069
43	R12-01-AA1	Engineering Studies	344000-Laboratory Equipment	10134400	344.5	Y	2				7,157							
44	R12-01-AB1	Engineering Studies	339600-Other P/E Cps	10133910	339.1	Y	6					449,699						35,717
45	R12-01-AC1	Business Transformation 2010 - 2014	348000-Other Tangible Property	10134800	348.5	Y	6					236,541						6,303
46	T12-0102-P	Business Transformation 2010 - 2014	340315-Comp Software Specia	10134010	340.5	Y						6,470,245						347,860

Kentucky American Water Company

Case No. 2012-00520  
 Placed in Service Activity by Month, September 2012 - December 2014

Per In-Service Date or Assumed Months in Construction

Wo W/P - 1-1 and W/P - 1-3

Exc Exhibits\Rate Base\Rate Base\12\_31\_14.xlsx\Actv PlacedInServ

Line #	FPH	Project Description	JDE / Utility Plant Account	SAP GL Account	NARUC Account	AFUDC Y/N	In-Service Date or # Months Construction	Total Water Placed in Service:		2013		2014	
								Jun-14	Jul-14	Oct-Dec 12 In-Serviced	Jan-13 In-Serviced	Oct-Dec 12 In-Serviced	Jan-13 In-Serviced
65		Business Transformation 2010 - 2014	340315-Comp Software Specia	10134010	340.5	Y	5/1/2013	\$	\$	\$	\$	\$	\$
66	T12-0103-P	Business Transformation 2010 - 2014	340315-Comp Software Specia	10134010	340.5	Y	5/1/2013	\$	\$	180,475	\$	249,799	\$
68	I12-020001	New WTP On Pool 3 of Kentucky	331001-T&D Mains	10133100	331.4	N	9/20/2010	\$	\$	23,894	\$	\$	\$
70	I12-020027	Russell Cave Rd Main Extension	330200-Ground Level Tanks	10133000	330.4	N	7/15/2012	\$	\$	509,148	\$	\$	\$
72	I12-020009	US 25 Relocation	331001-T&D Mains	10133100	331.4	N	7/30/2012	\$	\$	135,184	\$	\$	\$
73	I12-020009	US 25 Relocation	333000-Services	10133300	333.4	N	7/30/2012	\$	\$	16,898	\$	\$	\$
74	I12-020009	US 25 Relocation	335000-Hydrants	10133500	335.4	N	7/30/2012	\$	\$	16,898	\$	\$	\$
75	I12-020010	Leestown Road	331001-T&D Mains	10133100	331.4	Y	4/15/2013	\$	\$	\$	1,692,056	\$	\$
76	I12-020010	Leestown Road	333000-Services	10133300	333.4	Y	4/15/2013	\$	\$	\$	81,914	\$	\$
77	I12-020010	Leestown Road	335000-Hydrants	10133500	335.4	Y	4/15/2013	\$	\$	\$	40,957	\$	\$
78	I12-020025	Pump Efficiency Replacement	311000-Pumping Equipment	10131120	311.2	Y	4/15/2013	\$	\$	\$	960,414	\$	\$
81	I12-020025	Pump Efficiency Replacement	311200-Pump Equip Electric	10131120	311.2	Y	4/15/2013	\$	\$	\$	750,977	\$	\$
82	I12-020025	Pump Efficiency Replacement	339300-Other P/E-Treatment	10133930	339.3	Y	4/15/2013	\$	\$	\$	237,964	\$	\$
83	I12-020025	Pump Efficiency Replacement	346190-Remote Control & Instrum	10134600	346.5	Y	4/15/2013	\$	\$	\$	233,400	\$	\$
84	I12-020025	Pump Efficiency Replacement	347000-Misc Equipment	10134700	347.5	Y	4/15/2013	\$	\$	\$	239,676	\$	\$
85	I12-020003	Northern Division Connection	303500-Land & Land Rights-T&D	10130350	303.4	Y	12/28/2013	\$	\$	\$	356,579	\$	6,283
86	I12-020003	Northern Division Connection	331001-T&D Mains	10133100	331.4	Y	12/28/2013	\$	\$	\$	9,459,385	\$	286,936
87	I12-020003	Northern Division Connection	311540-Pumping Equipment Td	10131154	311.4	Y	12/28/2013	\$	\$	\$	325,052	\$	10,472
88	I12-020011	Northern Division Connection	311200-Pump Equip Electric	10131120	311.2	Y	12/28/2013	\$	\$	\$	260,041	\$	8,378
89	I12-020011	Northern Division Connection	346190-Remote Control & Instrum	10134600	346.5	Y	12/28/2013	\$	\$	\$	65,010	\$	2,094
90	I12-020011	Northern Division Connection	330100-Elevated Tanks & Standpic	10133000	330.4	Y	12/28/2013	\$	\$	\$	3,250,517	\$	104,721
91	I12-020011	Todds and Cleveland Rd Main Extension	331001-T&D Mains	10133100	331.4	Y	11/15/2014	\$	\$	\$	\$	2,340,000	\$
92	I12-020011	Todds and Cleveland Rd Main Extension	335000-Hydrants	10133500	335.4	Y	11/15/2014	\$	\$	\$	\$	60,000	\$
93	I12-020010	KRS Cleanwell Improvements (332)	304300-Struct & Imp-Treatment	10130430	304.3	Y	6/15/2015	\$	\$	\$	\$	\$	\$
94	I12-020011	I-75 Main Extension	331001-T&D Mains	10133100	331.4	Y	11/15/2014	\$	\$	\$	\$	\$	1,950,000
95	I12-020011	I-75 Main Extension	335000-Hydrants	10133500	335.4	Y	11/15/2014	\$	\$	\$	\$	\$	50,000
96	I12-020013	Greenwich Rd Main Extension	331001-T&D Mains	10133100	331.4	Y	10/15/2014	\$	\$	\$	\$	\$	1,267,500
97	I12-020013	Greenwich Rd Main Extension	335000-Hydrants	10133500	335.4	Y	10/15/2014	\$	\$	\$	\$	\$	32,500
98	I12-020016	North Upper St Main Replacement (343)	331001-T&D Mains	10133100	331.4	Y	12/15/2014	\$	\$	\$	\$	\$	1,312,747
99	I12-020016	North Upper St Main Replacement (343)	333000-Services	10133300	333.4	Y	12/15/2014	\$	\$	\$	\$	\$	150,028
100	I12-020016	North Upper St Main Replacement (343)	335000-Hydrants	10133500	335.4	Y	12/15/2014	\$	\$	\$	\$	\$	37,507
101	I12-020020	KY Major Highway	331001-T&D Mains	10133100	331.4	Y	12/15/2014	\$	\$	\$	\$	\$	875,000
102	I12-020020	KY Major Highway	333000-Services	10133300	333.4	Y	12/15/2014	\$	\$	\$	\$	\$	100,000
103	I12-020020	KY Major Highway	335000-Hydrants	10133500	335.4	Y	12/15/2014	\$	\$	\$	\$	\$	25,000
104	I12-020023	RRS Carbon and Pre-Chlorine Feed	304300-Struct & Imp-Treatment	10130430	304.3	Y	9/15/2014	\$	\$	\$	\$	\$	95,038
105	I12-020023	RRS Carbon and Pre-Chlorine Feed	311000-Pumping Equipment	10131120	311.2	Y	9/15/2014	\$	\$	\$	\$	\$	95,038
106	I12-020023	RRS Carbon and Pre-Chlorine Feed	311200-Pump Equip Electric	10131120	311.2	Y	9/15/2014	\$	\$	\$	\$	\$	190,075
107	I12-020027	RRS Carbon and Pre-Chlorine Feed	320100-Wt Equip Non-Media	10132010	320.3	Y	9/15/2014	\$	\$	\$	\$	\$	87,500
108	I12-020027	RRS Carbon and Pre-Chlorine Feed	334100-Meters	10133410	334.4	Y	7/30/2014	\$	79,189	\$	\$	\$	87,500
109	I12-020027	RRS Carbon and Pre-Chlorine Feed	334200-Meter Installations	10133420	334.4	Y	7/30/2014	\$	56,564	\$	\$	\$	62,500
110	I12-020027	RRS Carbon and Pre-Chlorine Feed	334300-Meter Vaults	10133410	334.4	Y	7/30/2014	\$	90,502	\$	\$	\$	100,000
111	I12-020039	Pump Efficiency Repl	311000-Pumping Equipment	10131120	311.2	Y	9/25/2014	\$	\$	\$	\$	\$	183,146
112	I12-020039	Pump Efficiency Repl	311200-Pump Equip Electric	10131120	311.2	Y	9/25/2014	\$	\$	\$	\$	\$	137,360
113	I12-020039	Pump Efficiency Repl	339300-Other P/E-Treatment	10133930	339.3	Y	9/25/2014	\$	\$	\$	\$	\$	45,787
114	I12-020039	Pump Efficiency Repl	346190-Remote Control & Instrum	10134600	346.5	Y	9/25/2014	\$	\$	\$	\$	\$	45,787
115	I12-020039	Pump Efficiency Repl	347000-Misc Equipment	10134700	347.5	Y	9/25/2014	\$	\$	\$	\$	\$	45,787

Kentucky American Water Company  
Case No. 2012-00520  
Removals by Month, September 2012 - December 2014

Three Year Average by Account Used, Except in April 2014, When  
Owenton WTP Assets Retired, Pending Result of Case No. 2012-00096  
Worksheet #: W/P - 1-1 & W/P - 1-2

Line #	Utility	Account	JDE / Utility Plant Account	SAP GL Account	NARUC Acct	UPIS Balance Sep-12	Total Water Retirements											
							Oct-12	Nov-12	Dec-12	Jan-13	Feb-13	Mar-13	Apr-13	May-13				
1	Water	301000-Organization	301000	10130100	301.1	37,450.43	-	-	-	-	-	-	-	-	-	-	-	
2	Water	302000-Franchises	302000	10130200	302.1	70,260.82	-	-	-	-	-	-	-	-	-	-	-	
3	Water	303200-Land & Land Rights-Supply	303200	10130320	303.2	1,077,363.07	-	-	-	-	-	-	-	-	-	-	-	
4	Water	303300-Land & Land Rights-Pumping	303300	10130330	303.2	195,966.13	-	-	-	-	-	-	-	-	-	-	-	
5	Water	303400-Land & Land Rights-Treatment	303400	10130340	303.3	800,183.34	-	-	-	-	-	-	-	-	-	-	-	
6	Water	303500-Land & Land Rights-T&D	303500	10130350	303.4	7,473,930.66	-	-	-	-	-	-	-	-	-	-	-	
7	Water	304100-Struct & Imp-Supply	304100	10130410	304.2	6,953,802.03	(183)	(183)	(183)	(183)	(183)	(183)	(183)	(183)	(183)	(183)	(183)	
8	Water	304200-Struct & Imp-Pumping	304200	10130420	304.2	9,642,371.20	(2,465)	(2,465)	(2,465)	(2,465)	(2,465)	(2,465)	(2,465)	(2,465)	(2,465)	(2,465)	(2,465)	
9	Water	304300-Struct & Imp-Treatment	304300	10130430	304.3	25,719,553.50	(4,427)	(4,427)	(4,427)	(4,427)	(4,427)	(4,427)	(4,427)	(4,427)	(4,427)	(4,427)	(4,427)	
10	Water	304400-Struct & Imp-T&D	304400	10130440	304.4	915,117.31	-	-	-	-	-	-	-	-	-	-	-	
11	Water	304500-Struct & Imp-General	304500	10130450	304.5	3,927,194.43	-	-	-	-	-	-	-	-	-	-	-	
12	Water	304600-Struct & Imp-Offices	304600	10130450	304.5	5,749,699.26	(337)	(337)	(337)	(337)	(337)	(337)	(337)	(337)	(337)	(337)	(337)	
13	Water	304610-Struct & Imp-HVAC	304610	10130450	304.5	10,570.37	-	-	-	-	-	-	-	-	-	-	-	
14	Water	304700-Struct & Imp-Store,Shop,Gar	304700	10130450	304.5	1,789,335.26	(201)	(201)	(201)	(201)	(201)	(201)	(201)	(201)	(201)	(201)	(201)	
15	Water	304800-Struct & Imp-Misc	304800	10130450	304.5	1,752,102.96	(4,757)	(4,757)	(4,757)	(4,757)	(4,757)	(4,757)	(4,757)	(4,757)	(4,757)	(4,757)	(4,757)	
16	Water	305000-Collect & Impound Reservoirs	305000	10130500	305.2	992,394.03	(353)	(353)	(353)	(353)	(353)	(353)	(353)	(353)	(353)	(353)	(353)	
17	Water	306000-Lake, River & Other Intakes	306000	10130600	306.2	7,162,527.82	(222)	(222)	(222)	(222)	(222)	(222)	(222)	(222)	(222)	(222)	(222)	
18	Water	309000-Supply Mains	309000	10130900	309.2	27,882,437.69	(11)	(11)	(11)	(11)	(11)	(11)	(11)	(11)	(11)	(11)	(11)	
19	Water	310000-Power Generation Equip	310000	10131000	310.2	3,392,144.81	(1,079)	(1,079)	(1,079)	(1,079)	(1,079)	(1,079)	(1,079)	(1,079)	(1,079)	(1,079)	(1,079)	
20	Water	311200-Pump Eq Electric	311200	10131120	311.2	9,650,869.17	(4,951)	(4,951)	(4,951)	(4,951)	(4,951)	(4,951)	(4,951)	(4,951)	(4,951)	(4,951)	(4,951)	
21	Water	311300-Pump Eq Diesel	311300	10131130	311.2	704,706.41	(382)	(382)	(382)	(382)	(382)	(382)	(382)	(382)	(382)	(382)	(382)	
22	Water	311400-Pump Eq Hydraulic	311400	10131140	311.2	7,727.88	-	-	-	-	-	-	-	-	-	-	-	
23	Water	311500-Pump Eq Other	311500	10131150	311.2	0.00	-	-	-	-	-	-	-	-	-	-	-	
24	Water	311520-Pump Eq-SOS & Pumping	311520	10131152	311.2	14,815,585.11	(4,306)	(4,306)	(4,306)	(4,306)	(4,306)	(4,306)	(4,306)	(4,306)	(4,306)	(4,306)	(4,306)	
25	Water	311530-Pump Eq Wtr Treatment	311530	10131153	311.3	0.00	-	-	-	-	-	-	-	-	-	-	-	
26	Water	311540-Pumping Equipment TD	311540	10131154	311.4	109,092.25	(1,781)	(1,781)	(1,781)	(1,781)	(1,781)	(1,781)	(1,781)	(1,781)	(1,781)	(1,781)	(1,781)	
27	Water	320100-WT Equip Non-Media	320100	10132010	320.3	53,685,966.90	(30,158)	(30,158)	(30,158)	(30,158)	(30,158)	(30,158)	(30,158)	(30,158)	(30,158)	(30,158)	(30,158)	
28	Water	320200-WT Equip Filter Media	320200	10132010	320.3	508,587.92	-	-	-	-	-	-	-	-	-	-	-	
29	Water	330000-Dist Reservoirs & Standpipes	330000	10133000	330.4	1,771,358.24	-	-	-	-	-	-	-	-	-	-	-	
30	Water	330100-Elevated Tanks & Standpipes	330100	10133000	330.4	10,230,642.36	(1,290)	(1,290)	(1,290)	(1,290)	(1,290)	(1,290)	(1,290)	(1,290)	(1,290)	(1,290)	(1,290)	
31	Water	330200-Ground Level Tanks	330200	10133000	330.4	2,677,265.30	-	-	-	-	-	-	-	-	-	-	-	
32	Water	330400-Cleanwell	330400	10133000	330.4	2,581,756.90	-	-	-	-	-	-	-	-	-	-	-	
33	Water	331001-TD Mains Not Classified	331001	10133100	331.4	148,900,368.78	(8,302)	(8,302)	(8,302)	(8,302)	(8,302)	(8,302)	(8,302)	(8,302)	(8,302)	(8,302)	(8,302)	
34	Water	331100-TD Mains 4in & Less	331100	10133100	331.4	5,575,212.33	(1)	(1)	(1)	(1)	(1)	(1)	(1)	(1)	(1)	(1)	(1)	
35	Water	331200-TD Mains 6in to 8in	331200	10133100	331.4	20,849,197.12	(43)	(43)	(43)	(43)	(43)	(43)	(43)	(43)	(43)	(43)	(43)	
36	Water	331300-TD Mains 10in to 16in	331300	10133100	331.4	9,097,047.79	-	-	-	-	-	-	-	-	-	-	-	
37	Water	331400-TD Mains 18in & Grtr	331400	10133100	331.4	72,803,762.30	(32)	(32)	(32)	(32)	(32)	(32)	(32)	(32)	(32)	(32)	(32)	
38	Water	333000-Services	333000	10133300	333.4	47,271,865.89	(18,110)	(18,110)	(18,110)	(18,110)	(18,110)	(18,110)	(18,110)	(18,110)	(18,110)	(18,110)	(18,110)	
39	Water	334100-Meters	334100	10133410	334.4	11,080,862.29	(34,694)	(34,694)	(34,694)	(34,694)	(34,694)	(34,694)	(34,694)	(34,694)	(34,694)	(34,694)	(34,694)	
40	Water	334110-Meters Bronze Case	334110	10133410	334.4	2,275,602.62	(294)	(294)	(294)	(294)	(294)	(294)	(294)	(294)	(294)	(294)	(294)	

Exhibits\Rate Base\Rate Base KY Capital through  
12\_31\_14.xlsx\Actv Retire

Kentucky American Water Company

Case No. 2012-00520

Removals by Month, September 2012 - December 2014

Three Year Average by Account Used, Except in April 2014, When  
Owenton WTP Assets Retired, Pending Result of Case No. 2012-00096

Worksheet #: W/P - 1-1 & W/P - 1-2

Exhibits\Rate Base\Rate Base KY Capital through  
12\_31\_14.xlsx\Actv Retire

Excel Reference:

Line #	Utility	Account	JDE / Utility Plant Account	SAP GL Account	NARUC Acct	UPIS Balance Sep-12	Total Water Retirements					May-13	
							Oct-12	Nov-12	Dec-12	Jan-13	Feb-13		Mar-13
41	Water	334120-Meters Plastic Case	334120	10133410	334.4	448,303.98	(12,838)	(12,838)	(12,838)	(12,838)	(12,838)	(12,838)	(12,838)
42	Water	334130-Meters Other	334130	10133410	334.4	6,522,761.35	(27,545)	(27,545)	(27,545)	(27,545)	(27,545)	(27,545)	(27,545)
43	Water	334131-Meter Reading Units	334131	10133410	334.4	314,140.65	-	-	-	-	-	-	-
44	Water	334200-Meter Installations	334200	10133420	334.4	18,416,592.56	(587)	(587)	(587)	(587)	(587)	(587)	(587)
45	Water	334300-Meter Vaults	334300	10133410	334.4	504,159.50	(34)	(34)	(34)	(34)	(34)	(34)	(34)
46	Water	335000-Hydrants	335000	10133500	335.4	13,641,556.27	(701)	(701)	(701)	(701)	(701)	(701)	(701)
47	Water	339100-Other P/E-Intangible	339100	10133910	339.1	8,374.81	-	-	-	-	-	-	-
48	Water	339600-Other P/E-CPS	339600	10133910	339.1	544,636.46	-	-	-	-	-	-	-
49	Water	340100-Office Furniture & Equip	340100	10134010	340.5	677,909.10	(2,568)	(2,568)	(2,568)	(2,568)	(2,568)	(2,568)	(2,568)
50	Water	340210-Comp & Periph Mainframe	340210	10134010	340.5	88,984.25	(438)	(438)	(438)	(438)	(438)	(438)	(438)
51	Water	340220-Comp & Periph Personal	340220	10134010	340.5	977,327.64	(8,094)	(8,094)	(8,094)	(8,094)	(8,094)	(8,094)	(8,094)
52	Water	340230-Comp & Periph Other	340230	10134010	340.5	751,175.15	(920)	(920)	(920)	(920)	(920)	(920)	(920)
53	Water	340240-Comp & Periph Capital Lease	340240	10134010	340.5	0.00	-	-	-	-	-	-	-
54	Water	340300-Computer Software	340300	10134010	340.5	8,168,883.62	(14,232)	(14,232)	(14,232)	(14,232)	(14,232)	(14,232)	(14,232)
55	Water	340320-Comp Software Personal	340320	10134010	340.5	3,480.99	-	-	-	-	-	-	-
56	Water	340325-Comp Software Customized	340325	10134010	340.5	700,218.12	-	-	-	-	-	-	-
57	Water	340330-Comp Software Other	340330	10134010	340.5	765,081.18	-	-	-	-	-	-	-
58	Water	340500-Other Office Equipment	340500	10134010	340.5	73,838.24	(510)	(510)	(510)	(510)	(510)	(510)	(510)
59	Water	341100-Trans Equip Lt Duty Trks	341100	10134100	341.5	2,119,633.24	(25,332)	(25,332)	(25,332)	(25,332)	(25,332)	(25,332)	(25,332)
60	Water	341200-Trans Equip Hvy Duty Trks	341200	10134100	341.5	1,737,107.84	(5,689)	(5,689)	(5,689)	(5,689)	(5,689)	(5,689)	(5,689)
61	Water	341300-Trans Equip Autos	341300	10134100	341.5	127,964.99	(3,006)	(3,006)	(3,006)	(3,006)	(3,006)	(3,006)	(3,006)
62	Water	341400-Trans Equip Other	341400	10134100	341.5	602,305.00	(1,305)	(1,305)	(1,305)	(1,305)	(1,305)	(1,305)	(1,305)
63	Water	342000-Stores Equipment	342000	10134200	342.5	38,108.86	(38)	(38)	(38)	(38)	(38)	(38)	(38)
64	Water	343000-Tools,Shop,Garage Equip	343000	10134300	343.5	2,145,935.38	(412)	(412)	(412)	(412)	(412)	(412)	(412)
65	Water	344000-Laboratory Equipment	344000	10134400	344.5	1,300,396.29	(2,644)	(2,644)	(2,644)	(2,644)	(2,644)	(2,644)	(2,644)
66	Water	345000-Power Operated Equipment	345000	10134500	345.5	1,465,285.86	(1,491)	(1,491)	(1,491)	(1,491)	(1,491)	(1,491)	(1,491)
67	Water	346100-Comm Equip Non-Telephone	346100	10134600	346.5	1,783,664.42	(4,506)	(4,506)	(4,506)	(4,506)	(4,506)	(4,506)	(4,506)
68	Water	346190-Remote Control & Instrument	346190	10134600	346.5	1,528,985.53	-	-	-	-	-	-	-
69	Water	346200-Comm Equip Telephone	346200	10134600	346.5	283,748.77	-	-	-	-	-	-	-
70	Water	347000-Misc Equipment	347000	10134700	347.5	1,283,662.63	(824)	(824)	(824)	(824)	(824)	(824)	(824)
71	Water	348000-Other Tangible Property	348000	10134800	348.5	138,484.58	-	-	-	-	-	-	-
72	Water	354200-WW Struct & Imp Collection	354200	10135420	354.2	0.00	-	-	-	-	-	-	-



Kentucky American Water Company  
Case No. 2012-00520  
Removals by Month, September 2012 - December 2014

Three Year Average by Account Used, Except in April 2014, When  
Owenton WTP Assets Retired, Pending Result of Case No. 2012-00096  
Worksheet #: W/P - 1-1 & W/P - 1-2

Excel Reference: Exhibits\Rate Base\Rate Base KY Capital through  
12\_31\_14.xlsx\Actv Retire

Line #	Utility	Account	JDE / Utility Plant Account	SAP GL Account	NARUC Acct	Total											
						Jun-13	Jul-13	Aug-13	Sep-13	Oct-13	Nov-13	Dec-13	Jan-14	Feb-14			
41	Water	334120-Meters Plastic Case	334120	10133410	334.4	(12,838)	(12,838)	(12,838)	(12,838)	(12,838)	(12,838)	(12,838)	(12,838)	(12,838)	(12,838)	(12,838)	
42	Water	334130-Meters Other	334130	10133410	334.4	(27,545)	(27,545)	(27,545)	(27,545)	(27,545)	(27,545)	(27,545)	(27,545)	(27,545)	(27,545)	(27,545)	
43	Water	334131-Meter Reading Units	334131	10133410	334.4	-	-	-	-	-	-	-	-	-	-	-	
44	Water	334200-Meter Installations	334200	10133420	334.4	(587)	(587)	(587)	(587)	(587)	(587)	(587)	(587)	(587)	(587)	(587)	
45	Water	334300-Meter Vaults	334300	10133410	334.4	(34)	(34)	(34)	(34)	(34)	(34)	(34)	(34)	(34)	(34)	(34)	
46	Water	335000-Hydrants	335000	10133500	335.4	(701)	(701)	(701)	(701)	(701)	(701)	(701)	(701)	(701)	(701)	(701)	
47	Water	339100-Other P/E-Intangible	339100	10133910	339.1	-	-	-	-	-	-	-	-	-	-	-	
48	Water	339600-Other P/E-CPS	339600	10133910	339.1	-	-	-	-	-	-	-	-	-	-	-	
49	Water	340100-Office Furniture & Equip	340100	10134010	340.5	(2,568)	(2,568)	(2,568)	(2,568)	(2,568)	(2,568)	(2,568)	(2,568)	(2,568)	(2,568)	(2,568)	
50	Water	340210-Comp & Periph Mainframe	340210	10134010	340.5	(438)	(438)	(438)	(438)	(438)	(438)	(438)	(438)	(438)	(438)	(438)	
51	Water	340220-Comp & Periph Personal	340220	10134010	340.5	(8,094)	(8,094)	(8,094)	(8,094)	(8,094)	(8,094)	(8,094)	(8,094)	(8,094)	(8,094)	(8,094)	
52	Water	340230-Comp & Periph Other	340230	10134010	340.5	(920)	(920)	(920)	(920)	(920)	(920)	(920)	(920)	(920)	(920)	(920)	
53	Water	340240-Comp & Periph Capital Lease	340240	10134010	340.5	-	-	-	-	-	-	-	-	-	-	-	
54	Water	340300-Computer Software	340300	10134010	340.5	(14,232)	(14,232)	(14,232)	(14,232)	(14,232)	(14,232)	(14,232)	(14,232)	(14,232)	(14,232)	(14,232)	
55	Water	340320-Comp Software Personal	340320	10134010	340.5	-	-	-	-	-	-	-	-	-	-	-	
56	Water	340325-Comp Software Customized	340325	10134010	340.5	-	-	-	-	-	-	-	-	-	-	-	
57	Water	340330-Comp Software Other	340330	10134010	340.5	-	-	-	-	-	-	-	-	-	-	-	
58	Water	340500-Other Office Equipment	340500	10134010	340.5	(510)	(510)	(510)	(510)	(510)	(510)	(510)	(510)	(510)	(510)	(510)	
59	Water	341100-Trans Equip Lt Duty Trks	341100	10134100	341.5	(25,332)	(25,332)	(25,332)	(25,332)	(25,332)	(25,332)	(25,332)	(25,332)	(25,332)	(25,332)	(25,332)	
60	Water	341200-Trans Equip Hvy Duty Trks	341200	10134100	341.5	(5,689)	(5,689)	(5,689)	(5,689)	(5,689)	(5,689)	(5,689)	(5,689)	(5,689)	(5,689)	(5,689)	
61	Water	341300-Trans Equip Autos	341300	10134100	341.5	(3,006)	(3,006)	(3,006)	(3,006)	(3,006)	(3,006)	(3,006)	(3,006)	(3,006)	(3,006)	(3,006)	
62	Water	341400-Trans Equip Other	341400	10134100	341.5	(1,305)	(1,305)	(1,305)	(1,305)	(1,305)	(1,305)	(1,305)	(1,305)	(1,305)	(1,305)	(1,305)	
63	Water	342000-Stores Equipment	342000	10134200	342.5	(38)	(38)	(38)	(38)	(38)	(38)	(38)	(38)	(38)	(38)	(38)	
64	Water	343000-Tools,Shop,Garage Equip	343000	10134300	343.5	(412)	(412)	(412)	(412)	(412)	(412)	(412)	(412)	(412)	(412)	(412)	
65	Water	344000-Laboratory Equipment	344000	10134400	344.5	(2,644)	(2,644)	(2,644)	(2,644)	(2,644)	(2,644)	(2,644)	(2,644)	(2,644)	(2,644)	(2,644)	
66	Water	345000-Power Operated Equipment	345000	10134500	345.5	(1,491)	(1,491)	(1,491)	(1,491)	(1,491)	(1,491)	(1,491)	(1,491)	(1,491)	(1,491)	(1,491)	
67	Water	346100-Comm Equip Non-Telephone	346100	10134600	346.5	(4,506)	(4,506)	(4,506)	(4,506)	(4,506)	(4,506)	(4,506)	(4,506)	(4,506)	(4,506)	(4,506)	
68	Water	346190-Remote Control & Instrument	346190	10134600	346.5	-	-	-	-	-	-	-	-	-	-	-	
69	Water	346200-Comm Equip Telephone	346200	10134600	346.5	-	-	-	-	-	-	-	-	-	-	-	
70	Water	347000-Misc Equipment	347000	10134700	347.5	(824)	(824)	(824)	(824)	(824)	(824)	(824)	(824)	(824)	(824)	(824)	
71	Water	348000-Other Tangible Property	348000	10134800	348.5	-	-	-	-	-	-	-	-	-	-	-	
72	Water	354200-WW Struct & Imp Collection	354200	10135420	354.2	-	-	-	-	-	-	-	-	-	-	-	

Kentucky American Water Company  
Case No. 2012-00520  
Removals by Month, September 2012 - December 2014

Three Year Average by Account Used, Except in April 2014, When  
Owenton WTP Assets Retired, Pending Result of Case No. 2012-00096  
Worksheet #: W/P - 1-1 & W/P - 1-2

Line #	Utility	Account	JDE / Utility Plant Account	SAP GL Account	NARUC Acct	Retirements												
						Mar-14	Apr-14	May-14	Jun-14	Jul-14	2012	2013	2014	Oct-Dec 2012	2013 Additions	2014 Additions		
1	Water	301000-Organization	301000	10130100	301.1	-	-	-	-	-	-	-	-	-	-	-	-	-
2	Water	302000-Franchises	302000	10130200	302.1	-	-	-	-	-	-	-	-	-	-	-	-	-
3	Water	303200-Land & Land Rights-Supply	303200	10130320	303.2	-	-	-	-	-	-	-	-	-	-	-	-	-
4	Water	303300-Land & Land Rights-Pumping	303300	10130330	303.2	-	-	-	-	-	-	-	-	-	-	-	-	-
5	Water	303400-Land & Land Rights-Treatment	303400	10130340	303.3	-	-	-	-	-	-	-	-	-	-	-	-	-
6	Water	303500-Land & Land Rights-T&D	303500	10130350	303.4	-	-	-	-	-	-	-	-	-	-	-	-	-
7	Water	304100-Struct & Imp-Supply	304100	10130410	304.2	(183)	(183)	(183)	(183)	(183)	(183)	(183)	(183)	(183)	(183)	(183)	(183)	(183)
8	Water	304200-Struct & Imp-Pumping	304200	10130420	304.2	(2,465)	(2,465)	(2,465)	(2,465)	(2,465)	(2,465)	(2,465)	(2,465)	(2,465)	(2,465)	(2,465)	(2,465)	(2,465)
9	Water	304300-Struct & Imp-Treatment	304300	10130430	304.3	(4,427)	(4,427)	(4,427)	(4,427)	(4,427)	(4,427)	(4,427)	(4,427)	(4,427)	(4,427)	(4,427)	(4,427)	(4,427)
10	Water	304400-Struct & Imp-T&D	304400	10130440	304.4	-	(19,630)	-	-	-	-	-	-	-	-	-	-	-
11	Water	304500-Struct & Imp-General	304500	10130450	304.5	-	-	-	-	-	-	-	-	-	-	-	-	-
12	Water	304600-Struct & Imp-Offices	304600	10130450	304.5	(337)	(337)	(337)	(337)	(337)	(337)	(337)	(337)	(337)	(337)	(337)	(337)	(337)
13	Water	304610-Struct & Imp-HVAC	304610	10130450	304.5	-	-	-	-	-	-	-	-	-	-	-	-	-
14	Water	304700-Struct & Imp-Store,Shop,Gr	304700	10130450	304.5	(201)	(201)	(201)	(201)	(201)	(201)	(201)	(201)	(201)	(201)	(201)	(201)	(201)
15	Water	304800-Struct & Imp-Misc	304800	10130450	304.5	(4,757)	(80,791)	(4,757)	(4,757)	(4,757)	(4,757)	(4,757)	(4,757)	(4,757)	(4,757)	(4,757)	(4,757)	(4,757)
16	Water	305000-Collect & Impound Reservoirs	305000	10130500	305.2	(353)	(353)	(353)	(353)	(353)	(353)	(353)	(353)	(353)	(353)	(353)	(353)	(353)
17	Water	306000-Lake, River & Other Intakes	306000	10130600	306.2	(222)	(222)	(222)	(222)	(222)	(222)	(222)	(222)	(222)	(222)	(222)	(222)	(222)
18	Water	309000-Supply Mains	309000	10130900	309.2	(11)	(11)	(11)	(11)	(11)	(11)	(11)	(11)	(11)	(11)	(11)	(11)	(11)
19	Water	310000-Power Generation Equip	310000	10131000	310.2	(1,079)	(1,079)	(1,079)	(1,079)	(1,079)	(1,079)	(1,079)	(1,079)	(1,079)	(1,079)	(1,079)	(1,079)	(1,079)
20	Water	311200-Pump Equip Electric	311200	10131120	311.2	(4,951)	(4,951)	(4,951)	(4,951)	(4,951)	(4,951)	(4,951)	(4,951)	(4,951)	(4,951)	(4,951)	(4,951)	(4,951)
21	Water	311300-Pump Equip Diesel	311300	10131130	311.2	(382)	(382)	(382)	(382)	(382)	(382)	(382)	(382)	(382)	(382)	(382)	(382)	(382)
22	Water	311400-Pump Equip Hydraulic	311400	10131140	311.2	-	-	-	-	-	-	-	-	-	-	-	-	-
23	Water	311500-Pump Equip Other	311500	10131150	311.2	-	(4,813)	-	-	-	-	-	-	-	-	-	-	-
24	Water	311520-Pump Equip-SOS & Pumping	311520	10131152	311.2	(4,306)	(26,392)	(4,306)	(4,306)	(4,306)	(4,306)	(4,306)	(4,306)	(4,306)	(4,306)	(4,306)	(4,306)	(4,306)
25	Water	311530-Pump Equip Wtr Treatment	311530	10131153	311.3	-	-	-	-	-	-	-	-	-	-	-	-	-
26	Water	311540-Pumping Equipment TD	311540	10131154	311.4	(1,781)	(1,781)	(1,781)	(1,781)	(1,781)	(1,781)	(1,781)	(1,781)	(1,781)	(1,781)	(1,781)	(1,781)	(1,781)
27	Water	320100-WT Equip Non-Media	320100	10132010	320.3	(30,158)	(2,649,304)	(30,158)	(30,158)	(30,158)	(30,158)	(30,158)	(30,158)	(30,158)	(30,158)	(30,158)	(30,158)	(30,158)
28	Water	320200-WT Equip Filter Media	320200	10132010	320.3	-	-	-	-	-	-	-	-	-	-	-	-	-
29	Water	330000-Dist Reservoirs & Standpipes	330000	10133000	330.4	-	-	-	-	-	-	-	-	-	-	-	-	-
30	Water	330100-Elevated Tanks & Standpipes	330100	10133000	330.4	(1,290)	(577,816)	(1,290)	(1,290)	(1,290)	(1,290)	(1,290)	(1,290)	(1,290)	(1,290)	(1,290)	(1,290)	(1,290)
31	Water	330200-Ground Level Tanks	330200	10133000	330.4	-	-	-	-	-	-	-	-	-	-	-	-	-
32	Water	330400-Cleanwell	330400	10133000	330.4	-	-	-	-	-	-	-	-	-	-	-	-	-
33	Water	331001-TD Mains Not Classified	331001	10133100	331.4	(8,302)	(8,302)	(8,302)	(8,302)	(8,302)	(8,302)	(8,302)	(8,302)	(8,302)	(8,302)	(8,302)	(8,302)	(8,302)
34	Water	331100-TD Mains 4in & Less	331100	10133100	331.4	(1)	(1)	(1)	(1)	(1)	(1)	(1)	(1)	(1)	(1)	(1)	(1)	(1)
35	Water	331200-TD Mains 6in to 8in	331200	10133100	331.4	(43)	(43)	(43)	(43)	(43)	(43)	(43)	(43)	(43)	(43)	(43)	(43)	(43)
36	Water	331300-TD Mains 10in to 16in	331300	10133100	331.4	-	-	-	-	-	-	-	-	-	-	-	-	-
37	Water	331400-TD Mains 18in & Grtr	331400	10133100	331.4	(32)	(32)	(32)	(32)	(32)	(32)	(32)	(32)	(32)	(32)	(32)	(32)	(32)
38	Water	333000-Services	333000	10133300	333.4	(18,110)	(18,110)	(18,110)	(18,110)	(18,110)	(18,110)	(18,110)	(18,110)	(18,110)	(18,110)	(18,110)	(18,110)	(18,110)
39	Water	334100-Meters	334100	10133410	334.4	(34,694)	(34,694)	(34,694)	(34,694)	(34,694)	(34,694)	(34,694)	(34,694)	(34,694)	(34,694)	(34,694)	(34,694)	(34,694)
40	Water	334110-Meters Bronze Case	334110	10133410	334.4	(294)	(294)	(294)	(294)	(294)	(294)	(294)	(294)	(294)	(294)	(294)	(294)	(294)
<b>Total</b>						(232,092)	(3,571,113)	(232,092)	(232,092)	(232,092)	(232,092)	(232,092)	(232,092)	(232,092)	(232,092)	(232,092)	(232,092)	(232,092)

Exhibits\Rate Base\Rate Base KY Capital through  
12\_31\_14.xlsx\Actv Retire



Kentucky American Water Company  
Case No. 2012-00520  
Removals by Month, September 2012 - December 2014

Oct-Dec 2013 2014

Three Year Average by Account Used, Except in April 2014, When  
Owenton WTP Assets Retired, Pending Result of Case No. 2012-00096  
Worksheet #: W/P - 1-1 & W/P - 1-2

Excel Reference: Exhibits\Rate Base\Rate Base KY Capital through  
12\_31\_14.xlsx\Actv Retire

Line #	Utility	Account	JDE / Utility Plant Account	SAP GL Account	NARUC Acct	Retirements											
						Mar-14	Apr-14	May-14	Jun-14	Jul-14	2012 Oct-Dec	2013 Additions	2014 Additions				
41	Water	334120-Meters Plastic Case	334120	10133410	334.4	(12,838)	(12,838)	(12,838)	(12,838)	(12,838)	(12,838)	(154,059.32)	(154,059.32)	(154,059.32)	(154,059.32)		
42	Water	334130-Meters Other	334130	10133410	334.4	(27,545)	(27,545)	(27,545)	(27,545)	(27,545)	(27,545)	(330,536.11)	(330,536.11)	(330,536.11)			
43	Water	334131-Meter Reading Units	334131	10133410	334.4	-	-	-	-	-	-	-	-	-			
44	Water	334200-Meter Installations	334200	10133420	334.4	(587)	(587)	(587)	(587)	(587)	(1,761.74)	(7,046.95)	(7,046.95)				
45	Water	334300-Meter Vaults	334300	10133410	334.4	(34)	(34)	(34)	(34)	(34)	(101.06)	(404.24)	(404.24)				
46	Water	335000-Hydrants	335000	10133500	335.4	(701)	(701)	(701)	(701)	(701)	(2,102.22)	(8,408.87)	(8,408.87)				
47	Water	339100-Other P/E-Intangible	339100	10133910	339.1	-	-	-	-	-	-	-	-				
48	Water	339600-Other P/E-CPS	339600	10133910	339.1	-	-	-	-	-	-	-	-				
49	Water	340100-Office Furniture & Equip	340100	10134010	340.5	(2,568)	(2,568)	(2,568)	(2,568)	(2,568)	(7,703.25)	(30,813.00)	(30,813.00)				
50	Water	340210-Comp & Periph Mainframe	340210	10134010	340.5	(438)	(438)	(438)	(438)	(438)	(1,314.44)	(5,257.76)	(5,257.76)				
51	Water	340220-Comp & Periph Personal	340220	10134010	340.5	(8,094)	(8,094)	(8,094)	(8,094)	(8,094)	(24,281.87)	(97,127.47)	(97,127.47)				
52	Water	340230-Comp & Periph Other	340230	10134010	340.5	(920)	(920)	(920)	(920)	(920)	(2,760.00)	(11,039.99)	(11,039.99)				
53	Water	340240-Comp & Periph Capital Lease	340240	10134010	340.5	-	-	-	-	-	-	-	-				
54	Water	340300-Computer Software	340300	10134010	340.5	(14,232)	(14,232)	(14,232)	(14,232)	(14,232)	(42,696.30)	(170,785.21)	(170,785.21)				
55	Water	340320-Comp Software Personal	340320	10134010	340.5	-	-	-	-	-	-	-	-				
56	Water	340325-Comp Software Customized	340325	10134010	340.5	-	-	-	-	-	-	-	-				
57	Water	340330-Comp Software Other	340330	10134010	340.5	-	-	-	-	-	-	-	-				
58	Water	340500-Other Office Equipment	340500	10134010	340.5	(510)	(510)	(510)	(510)	(510)	(1,528.53)	(6,114.11)	(6,114.11)				
59	Water	341100-Trans Equip Lt Duty Trks	341100	10134100	341.5	(25,332)	(25,332)	(25,332)	(25,332)	(25,332)	(75,995.84)	(303,983.36)	(303,983.36)				
60	Water	341200-Trans Equip Hvy Duty Trks	341200	10134100	341.5	(5,689)	(5,689)	(5,689)	(5,689)	(5,689)	(17,065.62)	(68,262.48)	(68,262.48)				
61	Water	341300-Trans Equip Autos	341300	10134100	341.5	(3,006)	(3,006)	(3,006)	(3,006)	(3,006)	(9,017.59)	(36,070.36)	(36,070.36)				
62	Water	341400-Trans Equip Other	341400	10134100	341.5	(1,305)	(1,305)	(1,305)	(1,305)	(1,305)	(3,914.31)	(15,657.24)	(15,657.24)				
63	Water	342000-Stores Equipment	342000	10134200	342.5	(38)	(38)	(38)	(38)	(38)	(115.23)	(460.92)	(460.92)				
64	Water	343000-Tools,Shop,Garage Equip	343000	10134300	343.5	(412)	(412)	(412)	(412)	(412)	(1,236.25)	(4,944.99)	(4,944.99)				
65	Water	344000-Laboratory Equipment	344000	10134400	344.5	(2,644)	(2,644)	(2,644)	(2,644)	(2,644)	(7,931.93)	(31,727.71)	(31,727.71)				
66	Water	345000-Power Operated Equipment	345000	10134500	345.5	(1,491)	(3,073)	(1,491)	(1,491)	(1,491)	(4,471.71)	(17,886.84)	(17,886.84)				
67	Water	346100-Comm Equip Non-Telephone	346100	10134600	346.5	(4,506)	(4,506)	(4,506)	(4,506)	(4,506)	(13,518.54)	(54,074.16)	(54,074.16)				
68	Water	346190-Remote Control & Instrument	346190	10134600	346.5	-	-	-	-	-	-	-	-				
69	Water	346200-Comm Equip Telephone	346200	10134600	346.5	-	-	-	-	-	-	-	-				
70	Water	347000-Misc Equipment	347000	10134700	347.5	(824)	(7,837)	(824)	(824)	(824)	(2,471.14)	(9,884.54)	(9,884.54)				
71	Water	348000-Other Tangible Property	348000	10134800	348.5	-	-	-	-	-	-	-	-				
72	Water	354200-WW Struct & Imp Collection	354200	10135420	354.2	-	-	-	-	-	-	-	-				



Kentucky American Water  
Owenton WTP Assets Which Would Be Retired 4/2014  
(Pending Approval of Facilities in 2012 - 00096)

Estimated Cost of Removal \$ 100,000

W/P - 1-1 & W/P - 1-2  
Exhibits\Rate Base\Rate Base KY Capital through 12\_31\_14.xlsx\Data-Owenton WTP

SUMMARY BY UTILITY PLANT ACCOUNT

Utility Account or Sub Account	Sum of accum_cost	Sign Flip for Retirement	Allocated Cost of Removal Debit
303500	\$11,194		\$-11,194 \$ 335.24
304400	\$19,630		\$-19,630 \$ 587.91
304800	\$76,033		\$-76,033 \$ 2,277.11
311520	\$22,086		\$-22,086 \$ 661.44
311500	\$4,813		\$-4,813 \$ 144.15
320100	\$2,619,146		\$-2,619,146 \$ 78,440.53
330100	\$576,527		\$-576,527 \$ 17,266.34
343000	\$998		-\$998 \$ 29.87
345000	\$1,582		-\$1,582 \$ 47.38
347000	\$7,013		-\$7,013 \$ 210.03
Grand Total	\$3,339,021		-\$3,339,021 \$100,000

DETAIL BY ASSET

asset_id	in_service_year	Asset Description	accum_qty	accum_cost	utility_acco unt_id	sub_account t_id
17013503	06/01/85	Alum Feeder Tank : Owenton Acq	1	\$ 2,887.91	347000	1
17013521	10/1/1986 0:00	Chlorinator Equipment : Owenton Acq	1	\$ 3,370.00	347000	1
17013606	11/01/86	Two Cylinder Scale : Owenton Acq	1	\$ 755.00	347000	1
2754399	06/01/89	HIT ork mixer : Owenton Acq	1	\$ 1,582.00	345000	1
2754349	06/01/90	400000 Gallon Tank : Owenton Acq	1	\$ 576,526.56	330100	1
2754347	06/01/96	New Water Treatment Plant : Owenton Acq	1	\$ 2,262,216.60	320100	1
2754394	11/01/02	Gas Detector : Owenton Acq	1	\$ 997.50	343000	1
2754485	10/26/05	PUMP/MOTOR/MOTOR STARTER : RAW WATER IF	1	\$ 23,126.55	304800	1
2754493	10/28/05	PUMP-RAW WATER 1 & 2 (REBUILD) : @ LAKE BE:	1	\$ 11,193.63	303500	1
2754492	10/28/05	VALVE-HS 12 DISCHARGE 14" GATE	1	\$ 11,570.17	304400	1
3069052	11/22/05	CHLORINE BOOSTER STA RENOVATN : OWENTO	1	\$ 18,499.58	304800	1
3069067	03/08/06	MOTOR CONTROL CTR UPSIZE : 150 AMP BREAK	1	\$ 8,060.14	304400	1
3080950	11/22/06	PUMP SHAFT SEVERN CREEK	1	\$ 34,407.13	304800	1
4096700	06/01/07	Chemical Feed - Liquid-Transfer Pump	1	\$ 2,724.02	320100	1
4803592	11/01/07	Chemical Feed - Gas-Dispenser	1	\$ 177,102.49	320100	1
4803600	11/01/07	Chemical Feed - Ejector/Inductor	1	\$ 177,102.46	320100	1
7139275	10/01/08	Process Pumping Equipment - Submersible Centrifug	1	\$ 15,770.49	311000	311520
7879613	12/01/08	Chemical Feed - Liquid-Metering Pump/Feeder	5	\$ 6,315.16	311000	311520
21679141	01/01/11	Chemical Feed - Liquid-Metering Pump/Feeder	2	\$ 4,813.27	311500	1

\$ 3,339,020.66

Worksheet #: Exhibits\Rate Base\Rate Base KY Capital through 12\_31\_14.xlsx\Exh Accum Dep COR  
W/P - 1-2

Kentucky American Water Company  
Case No. 2012-00520  
Pro Forma Adjustment of Accumulated Depreciation and Cost of Removal  
For the 13 Month Average July 31, 2013 - July 31, 2014

Witness Responsible: \_\_\_\_\_  
Type of Filing: \_\_\_X\_\_\_ Original \_\_\_ \_\_\_ Updated \_\_\_ \_\_\_ Revised

Line No.	Description	Base Year at 3/31/2013	Adjustments	Forecast Year at 7/31/2014	Reference
1	Base Year for the 12 Months Ended 3/31/2013	\$ (128,073,154)		\$ (128,073,154)	
2					
3					
4	Adjustments:				
5	Net of Accrued Depreciation & Cost of Removal, Retirements, Salvage, and Removal Expenditures		\$ (8,528,732)		
7	Total Adjustments:		\$ (8,528,732)	(8,528,732)	
8					
9					
10	Forecasted Year at Present Rates			\$ (136,601,886)	
11					
12					



Kentucky American Water Company  
Case No. 2012-00520  
Accumulated Depreciation & COR Balances by Month, September 2012 - December 2014

Automatically calculates Accum. Depr. & COR: Prior Month Balance -  
Current Month Depr. & COR Expense + Retirements - Monthly Salvage  
Credit + Monthly Cost of Removal Debit

Excel Ref	Monthly Salvage Credit	Monthly COR Debit	Utility	Account	Util. Plant Account	SAP G/L Account	NARUC Acct	Total Life Dep Total COR \$	Accum Dep Bal Sep-12	Oct-12	Nov-12	Dec-12	Jan-13	Feb-13	Mar-13
	\$ -	\$ -	Water	340300-Computer Software	340300	10134010	340.5	\$ (122,735,598)	(4,841,945)	(4,825,223)	(4,808,395)	(4,791,330)	(4,774,028)	(4,756,488)	(4,738,712)
	\$ -	\$ -	Water	340320-Comp Software Personal	340320	10134010	340.5	\$ (108,020,666)	(375,396)	(368,367)	(361,337)	(354,308)	(347,279)	(340,249)	(333,220)
	\$ -	\$ -	Water	340325-Comp Software Customizer	340325	10134010	340.5	\$ (14,714,933)	(333,728)	(345,398)	(357,068)	(368,739)	(380,409)	(392,079)	(403,750)
	\$ -	\$ -	Water	340330-Comp Software Other	340330	10134010	340.5	\$ (123,613,797)	(704,670)	(706,864)	(709,058)	(711,252)	(713,446)	(715,640)	(717,834)
	\$ -	\$ -	Water	340500-Other Office Equipment	340500	10134010	340.5	\$ (108,020,666)	(70,314)	(69,935)	(69,554)	(69,170)	(68,782)	(68,392)	(67,997)
	\$ (3,986)	\$ -	Water	341100-Trans Equip Lt Duty Trks	341100	10134100	341.5	\$ (14,839,853)	(1,147,630)	(1,128,987)	(1,110,355)	(1,091,704)	(1,073,051)	(1,054,365)	(1,035,646)
	\$ (529)	\$ -	Water	341200-Trans Equip Hwy Duty Trks	341200	10134100	341.5	\$ (108,020,666)	(712,549)	(710,777)	(709,062)	(707,354)	(705,681)	(703,997)	(702,302)
	\$ (338)	\$ -	Water	341300-Trans Equip Autos	341300	10134100	341.5	\$ (123,613,797)	(222,740)	(220,296)	(218,081)	(215,918)	(213,904)	(211,868)	(209,812)
	\$ -	\$ -	Water	341400-Trans Equip Other	341400	10134100	341.5	\$ (122,735,598)	(189,922)	(191,796)	(193,664)	(195,526)	(197,382)	(199,233)	(201,077)
	\$ -	\$ -	Water	342000-Stores Equipment	342000	10134200	342.5	\$ (122,735,598)	(34,332)	(34,375)	(34,418)	(34,461)	(34,504)	(34,547)	(34,590)
	\$ -	\$ 29.59	Water	343000-Tools,Shop, Garage Equip	343000	10134300	343.5	\$ (122,735,598)	(1,088,211)	(1,094,312)	(1,100,435)	(1,106,803)	(1,113,540)	(1,120,276)	(1,127,054)
	\$ -	\$ 381.46	Water	344000-Laboratory Equipment	344000	10134400	344.5	\$ (122,735,598)	(725,872)	(727,288)	(728,729)	(730,155)	(731,566)	(732,963)	(734,350)
	\$ (236)	\$ 14.59	Water	345000-Power Operated Equipment	345000	10134500	345.5	\$ (122,735,598)	(912,967)	(914,309)	(915,648)	(916,985)	(918,318)	(919,649)	(920,980)
	\$ -	\$ 88.02	Water	346100-Comm Equip Non-Telephor	346100	10134600	346.5	\$ (122,735,598)	(1,193,177)	(1,204,843)	(1,217,004)	(1,229,139)	(1,241,250)	(1,253,336)	(1,265,396)
	\$ -	\$ 295.28	Water	346190-Remote Control & Instrumt	346190	10134600	346.5	\$ (122,735,598)	(104,367)	(112,583)	(120,799)	(129,015)	(137,230)	(145,446)	(153,662)
	\$ -	\$ -	Water	346200-Comm Equip Telephone	346200	10134600	346.5	\$ (122,735,598)	(64,943)	(66,696)	(68,449)	(70,202)	(71,955)	(73,708)	(75,462)
	\$ -	\$ 28.81	Water	347000-Misc Equipment	347000	10134700	347.5	\$ (122,735,598)	(601,117)	(606,016)	(610,963)	(615,906)	(620,846)	(625,782)	(630,715)
	\$ -	\$ -	Water	348000-Other Tangible Property	348000	10134800	348.5	\$ (122,735,598)	(252,321)	(249,623)	(246,925)	(244,228)	(241,530)	(238,832)	(236,135)
	\$ -	\$ -	Water	354200-WW Struct & Imp Collectio	354200	10135420	354.2	\$ (122,735,598)	3,168	3,168	3,168	3,168	3,168	3,168	3,168
	\$ -	\$ -	Water	340315-Comp Software Specia	340315	10134010	340.5	\$ (122,735,598)	0	(76,687)	(154,482)	(233,228)	(312,923)	(393,846)	(477,295)
	\$ (11,358)	\$ 43,878	Water	339300-Other P/E-Treatment	339300	10133930	339.3	\$ (122,735,598)	0	0	0	0	0	0	0
							<b>Total Unadjusted Balances</b>			<b>(123,613,797)</b>	<b>(124,496,401)</b>	<b>(125,382,748)</b>	<b>(126,276,053)</b>	<b>(127,171,727)</b>	<b>(128,073,154)</b>

Kentucky American Water Company  
Case No. 2012-00520  
Accumulated Depreciation & COR Balances by Month, September 2012 - December 2014

Automatically calculates Accum. Depr. & COR: Prior Month Balance -  
Current Month Depr. & COR Expense + Retirements - Monthly Salvage  
Credit + Monthly Cost of Removal Debit

Excel Ref	Monthly Salvage Credit	Monthly COR Debit	Utility	Account	Util. Plant Account	SAP G/L Account	NARUC Acct	Total Accum Life Dep & COR											
								Apr-13	May-13	Jun-13	Jul-13	Aug-13	Sep-13	Oct-13					
	\$ -	\$ -	Water	301000-Organization	301000	10130100	301.1	0	0	0	0	0	0	0	0	0	0		
	\$ -	\$ -	Water	302000-Franchises	302000	10130200	302.1	0	0	0	0	0	0	0	0	0	0		
	\$ -	\$ -	Water	303200-Land & Land Rights-Supply	303200	10130320	303.2	0	0	0	0	0	0	0	0	0	0		
	\$ -	\$ -	Water	303300-Land & Land Rights-Pumpir	303300	10130330	303.2	0	0	0	0	0	0	0	0	0	0		
	\$ -	\$ -	Water	303400-Land & Land Rights-Treatm	303400	10130340	303.3	0	0	0	0	0	0	0	0	0	0		
	\$ -	\$ -	Water	303500-Land & Land Rights-T&D	303500	10130350	303.4	0	0	0	0	0	0	0	0	0	0		
	\$ -	\$ 16.52	Water	304100-Struct & Imp-Supply	304100	10130410	304.2	(727,229)	(744,835)	(762,441)	(780,047)	(797,652)	(815,256)	(832,860)					
	\$ -	\$ 213.33	Water	304200-Struct & Imp-Pumping	304200	10130420	304.2	(2,182,971)	(2,203,152)	(2,223,327)	(2,243,496)	(2,263,659)	(2,283,817)	(2,303,968)					
	\$ (0)	\$ 668.68	Water	304300-Struct & Imp-Treatment	304300	10130430	304.3	(3,173,578)	(3,232,446)	(3,291,342)	(3,350,232)	(3,409,132)	(3,468,032)	(3,528,426)					
	\$ -	\$ -	Water	304400-Struct & Imp-T&D	304400	10130440	304.4	(594,264)	(596,270)	(598,276)	(600,281)	(602,287)	(604,293)	(606,298)					
	\$ (12)	\$ 101.02	Water	304500-Struct & Imp-General	304500	10130450	304.5	(271,994)	(281,771)	(291,600)	(301,481)	(311,479)	(321,541)	(331,733)					
	\$ -	\$ 72.36	Water	304600-Struct & Imp-Offices	304600	10130460	304.5	(1,418,280)	(1,427,497)	(1,436,713)	(1,445,929)	(1,455,145)	(1,464,359)	(1,473,573)					
	\$ -	\$ -	Water	304610-Struct & Imp-HVAC	304610	10130460	304.5	(1,041)	(1,041)	(1,041)	(1,041)	(1,041)	(1,041)	(1,041)					
	\$ -	\$ -	Water	304700-Struct & Imp-Store,Shop,G.	304700	10130450	304.5	(391,178)	(394,002)	(396,825)	(399,649)	(402,471)	(405,294)	(408,116)					
	\$ -	\$ 42.57	Water	304800-Struct & Imp-Misc	304800	10130450	304.5	(384,831)	(387,164)	(389,478)	(391,771)	(394,045)	(396,299)	(398,534)					
	\$ -	\$ 21.20	Water	305000-Collect & Impound Reservc	305000	10130500	305.2	(382,561)	(383,284)	(384,008)	(384,730)	(385,452)	(386,174)	(386,896)					
	\$ -	\$ 995.47	Water	306000-Lake, River & Other Intake:	306000	10130600	306.2	(382,164)	(393,394)	(404,635)	(415,876)	(427,117)	(438,356)	(450,012)					
	\$ -	\$ 32.68	Water	309000-Supply Mains	309000	10130900	309.2	(2,791,428)	(2,842,501)	(2,893,575)	(2,944,648)	(2,995,721)	(3,046,795)	(3,097,868)					
	\$ -	\$ 17.57	Water	310000-Power Generation Equip	310000	10131000	310.2	(509,866)	(509,866)	(517,031)	(524,193)	(531,352)	(538,508)	(545,662)					
	\$ -	\$ 1,333.97	Water	311200-Pump Exp Electric	311200	10131120	311.2	(5,308,145)	(5,323,087)	(5,338,106)	(5,353,068)	(5,368,011)	(5,384,399)	(5,400,064)					
	\$ -	\$ 27.27	Water	311300-Pump Exp Diesel	311300	10131130	311.2	(881,000)	(889,012)	(897,024)	(905,036)	(913,048)	(921,060)	(929,072)					
	\$ -	\$ -	Water	311400-Pump Exp Hydraulic	311400	10131140	311.2	(8,950)	(8,950)	(8,950)	(8,950)	(8,950)	(8,950)	(8,950)					
	\$ -	\$ -	Water	311500-Pump Exp Other	311500	10131150	311.2	(8,950)	(8,950)	(8,950)	(8,950)	(8,950)	(8,950)	(8,950)					
	\$ -	\$ 1,849.78	Water	311520-Pump Exp-SOS & Pumping	311520	10131152	311.2	(972,432)	(996,217)	(1,019,993)	(1,043,769)	(1,067,519)	(1,091,269)	(1,115,010)					
	\$ -	\$ -	Water	311530-Pump Exp Wtr Treatment	311530	10131153	311.3	242	242	242	242	242	242	242					
	\$ -	\$ 27.58	Water	311540-Pumping Equipment TD	311540	10131154	311.4	57,154	58,767	60,384	62,005	63,629	65,257	66,888					
	\$ -	\$ 1,185.78	Water	320100-WT Equip Non-Media	320100	10132010	320.3	(17,375,852)	(17,460,102)	(17,544,352)	(17,628,602)	(17,712,852)	(17,797,102)	(17,881,352)					
	\$ -	\$ -	Water	320200-WT Equip Filter Media	320200	10132010	320.3	(305,527)	(305,527)	(305,527)	(305,527)	(305,527)	(305,527)	(305,527)					
	\$ -	\$ 182.84	Water	330000-Dist Reservoirs & Standpip	330000	10133000	330.4	(291,817)	(294,085)	(296,352)	(298,620)	(300,888)	(303,155)	(305,423)					
	\$ -	\$ 130.74	Water	330100-Elevated Tanks & Standpip	330100	10133000	330.4	(3,853,804)	(3,869,675)	(3,885,546)	(3,901,417)	(3,917,275)	(3,933,138)	(3,948,998)					
	\$ -	\$ -	Water	330200-Ground Level Tanks	330200	10133000	330.4	(123,469)	(123,469)	(123,469)	(123,469)	(123,469)	(123,469)	(123,469)					
	\$ -	\$ -	Water	330400-Cleanwell	330400	10133000	330.4	(110,434)	(110,434)	(110,434)	(110,434)	(110,434)	(110,434)	(110,434)					
	\$ (9)	\$ 2,289.84	Water	331001-TD Mains Not Classified	331001	10133100	331.4	(35,197,452)	(35,400,257)	(35,603,062)	(35,805,867)	(36,008,672)	(36,211,477)	(36,414,282)					
	\$ (3)	\$ 740.62	Water	331100-TD Mains 4in & Less	331100	10133100	331.4	(881,742)	(888,716)	(895,690)	(902,664)	(909,638)	(916,612)	(923,586)					
	\$ (6)	\$ 2,108.39	Water	331200-TD Mains 6in to 8in	331200	10133100	331.4	(1,452,020)	(1,425,716)	(1,400,412)	(1,375,108)	(1,349,804)	(1,324,500)	(1,299,196)					
	\$ -	\$ 74.80	Water	331300-TD Mains 10in to 16in	331300	10133100	331.4	(508,850)	(521,359)	(533,868)	(546,377)	(558,886)	(571,395)	(583,904)					
	\$ -	\$ 268.00	Water	331400-TD Mains 18in & Grtr	331400	10133100	331.4	(3,745,551)	(3,845,963)	(3,946,375)	(4,046,787)	(4,147,199)	(4,247,611)	(4,348,022)					
	\$ (592)	\$ 8,380.58	Water	333000-Services	333000	10133300	333.4	(19,837,276)	(19,932,833)	(20,028,390)	(20,123,947)	(20,219,504)	(20,315,061)	(20,410,618)					
	\$ (3,037)	\$ 7,739.95	Water	334100-Meters	334100	10133410	334.4	885,928	891,612	897,296	902,980	908,664	914,348	920,032					
	\$ (234)	\$ 72.04	Water	334110-Meters Bronze Case	334110	10133410	334.4	(381,028)	(386,087)	(391,146)	(396,204)	(401,261)	(406,317)	(411,374)					
	\$ (961)	\$ 1,242.67	Water	334120-Meters Plastic Case	334120	10133410	334.4	231,392	243,542	255,692	267,842	279,992	292,142	304,292					
	\$ (730)	\$ 3,550.05	Water	334130-Meters Other	334130	10133410	334.4	(91,299)	(76,232)	(61,165)	(46,099)	(31,032)	(15,965)	(1,000)					
	\$ -	\$ -	Water	334131-Meter Reading Units	334131	10133410	334.4	(43,570)	(44,330)	(45,090)	(45,850)	(46,610)	(47,370)	(48,130)					
	\$ (262)	\$ 4,788.03	Water	334200-Meter Installations	334200	10133420	334.4	(6,096,546)	(6,134,168)	(6,171,790)	(6,209,412)	(6,247,034)	(6,284,656)	(6,322,278)					
	\$ -	\$ 2,407.95	Water	334300-Meter Vaults	334300	10133410	334.4	73,903	75,198	76,493	77,788	79,083	80,378	81,673					
	\$ -	\$ 2,371.59	Water	335000-Hydrants	335000	10133500	335.4	(3,653,383)	(3,682,140)	(3,710,897)	(3,739,654)	(3,768,411)	(3,797,168)	(3,825,925)					
	\$ -	\$ -	Water	339100-Other P/E-Intangible	339100	10133910	339.1	(122,535)	(122,535)	(122,535)	(122,535)	(122,535)	(122,535)	(122,535)					
	\$ -	\$ -	Water	339600-Other P/E-CPS	339600	10133910	339.1	(158,686)	(165,146)	(171,606)	(178,066)	(184,526)	(190,986)	(197,446)					
	\$ -	\$ -	Water	340100-Office Furniture & Equip	340100	10134010	340.5	(540,199)	(539,864)	(539,529)	(539,194)	(538,859)	(538,524)	(538,189)					
	\$ -	\$ -	Water	340210-Comp & Periph Mainframe	340210	10134010	340.5	(74,046)	(75,168)	(76,290)	(77,412)	(78,534)	(79,656)	(80,778)					
	\$ (9)	\$ (1,05)	Water	340220-Comp & Periph Personal	340220	10134010	340.5	(1,114,481)	(1,103,168)	(1,091,855)	(1,080,542)	(1,069,229)	(1,057,916)	(1,046,603)					

Kentucky American Water Company  
Case No. 2012-00520  
Accumulated Depreciation & COR Balances by Month, September 2012 - December 2014

Automatically calculates Accum. Depr. & COR: Prior Month Balance -  
Current Month Depr. & COR Expense + Retirements - Monthly Salvage  
Credit + Monthly Cost of Removal Debit

Excel Ref	Monthly Salvage Credit	Monthly COR Debit	Utility	Account	Util. Plant Account	SAP G/L Account	NARUC Acct	Total Accum Life Dep & COR											
								Apr-13	May-13	Jun-13	Jul-13	Aug-13	Sep-13	Oct-13					
	\$ -	\$ -	Water	340300-Computer Software	340300	10134010	340.5	(4,720,698)	(4,702,447)	(4,683,959)	(4,665,234)	(4,646,271)	(4,627,071)	(4,607,634)					
	\$ -	\$ -	Water	340320-Comp Software Personal	340320	10134010	340.5	(326,191)	(319,161)	(312,132)	(305,103)	(298,074)	(291,044)	(284,015)					
	\$ -	\$ -	Water	340325-Comp Software Customizer	340325	10134010	340.5	(415,420)	(427,090)	(438,761)	(450,431)	(462,101)	(473,771)	(485,442)					
	\$ -	\$ -	Water	340330-Comp Software Other	340330	10134010	340.5	(720,028)	(722,223)	(724,417)	(726,611)	(728,805)	(730,999)	(733,193)					
	\$ -	\$ -	Water	340500-Other Office Equipment	340500	10134010	340.5	(66,000)	(67,604)	(67,206)	(66,804)	(66,400)	(65,993)	(65,583)					
	\$ (3,986)	\$ -	Water	341100-Trans Equip Lt Duty Trks	341100	10134100	341.5	(1,016,896)	(998,113)	(979,320)	(960,495)	(941,776)	(923,026)	(904,243)					
	\$ (529)	\$ -	Water	341200-Trans Equip Hwy Duty Trks	341200	10134100	341.5	(700,596)	(698,879)	(697,184)	(695,479)	(693,975)	(692,460)	(690,934)					
	\$ (338)	\$ -	Water	341300-Trans Equip Autos	341300	10134100	341.5	(207,734)	(205,634)	(203,640)	(201,625)	(199,124)	(197,842)						
	\$ -	\$ -	Water	341400-Trans Equip Other	341400	10134100	341.5	(202,915)	(204,747)	(206,573)	(208,394)	(210,208)	(212,016)						
	\$ -	\$ -	Water	342000-Stores Equipment	342000	10134200	342.5	(34,633)	(34,675)	(34,717)	(34,760)	(34,802)	(34,844)	(34,885)					
	\$ -	\$ 29.59	Water	343000-Tools,Shop, Garage Equip	343000	10134300	343.5	(1,133,887)	(1,140,915)	(1,148,423)	(1,155,973)	(1,163,544)	(1,171,550)	(1,179,554)					
	\$ -	\$ 381.46	Water	344000-Laboratory Equipment	344000	10134400	344.5	(734,345)	(735,712)	(737,065)	(738,403)	(739,726)	(741,035)	(742,329)					
	\$ (236)	\$ 14.59	Water	345000-Power Operated Equipment	345000	10134500	345.5	(920,978)	(922,303)	(923,626)	(924,947)	(926,265)	(927,580)	(928,892)					
	\$ -	\$ 88.02	Water	346100-Comm Equip Non-Telephor	346100	10134600	346.5	(1,277,432)	(1,289,442)	(1,301,428)	(1,313,388)	(1,325,323)	(1,337,234)	(1,349,119)					
	\$ -	\$ 295.28	Water	346190-Remote Control & Instrumt	346190	10134600	346.5	(164,433)	(176,547)	(189,148)	(204,483)	(219,887)	(235,305)	(252,511)					
	\$ -	\$ -	Water	346200-Comm Equip Telephone	346200	10134600	346.5	(77,215)	(78,968)	(80,721)	(82,474)	(84,227)	(85,981)	(87,734)					
	\$ -	\$ 28.81	Water	347000-Misc Equipment	347000	10134700	347.5	(635,645)	(641,434)	(647,241)	(653,096)	(658,901)	(664,712)	(670,519)					
	\$ -	\$ -	Water	348000-Other Tangible Property	348000	10134800	348.5	(234,386)	(232,650)	(230,926)	(229,214)	(227,502)	(225,790)	(224,077)					
	\$ -	\$ -	Water	354200-WW Struct & Imp Collectio	354200	10135420	354.2	3,168	3,168	3,168	3,168	3,168	3,168	3,168					
	\$ -	\$ -	Water	340315-Comp Software Specia	340315	10134010	340.5	(560,838)	(644,473)	(824,120)	(1,005,595)	(1,097,399)	(1,190,233)	(1,284,048)					
	\$ -	\$ -	Water	339300-Other P/E-Treatment	339300	10133930	339.3	0	0	0	0	0	0	0					
	\$ (11,358)	\$ 43,878					<b>Total Unadjusted Balances</b>	<b>(128,981,893)</b>	<b>(129,899,825)</b>	<b>(130,916,958)</b>	<b>(131,940,901)</b>	<b>(132,877,836)</b>	<b>(133,817,653)</b>	<b>(134,761,518)</b>					

Kentucky American Water Company  
Case No. 2012-00520  
Accumulated Depreciation & COR Balances by Month, September 2012 - December 2014

Automatically calculates Accum. Depr. & COR: Prior Month Balance -  
Current Month Depr. & COR Expense + Retirements - Monthly Salvage  
Credit + Monthly Cost of Removal Debit

Excel Ref	Monthly Salvage Credit	Monthly COR Debit	Utility	Account	Util. Plant Account	SAP G/L Account	NARUC Acct	Total Accum Life Dep & COR											
								Nov-13	Dec-13	Jan-14	Feb-14	Mar-14	Apr-14	May-14					
	\$	\$	Water	301000-Organization	301000	10130100	301.1	0	0	0	0	0	0	0	0	0	0		
	\$	\$	Water	302000-Franchises	302000	10130200	302.1	0	0	0	0	0	0	0	0	0	0		
	\$	\$	Water	303200-Land & Land Rights-Supply	303200	10130320	303.2	0	0	0	0	0	0	0	0	0	0		
	\$	\$	Water	303300-Land & Land Rights-Pumpir	303300	10130330	303.2	0	0	0	0	0	0	0	0	0	0		
	\$	\$	Water	303400-Land & Land Rights-Treatm	303400	10130340	303.3	0	0	0	0	0	0	0	0	0	0		
	\$	\$	Water	303500-Land & Land Rights-T&D	303500	10130350	303.4	0	0	0	0	0	0	0	0	0	0		
	\$	\$	Water	304100-Struct & Imp-Supply	304100	10130410	304.2	(850,464)	(868,067)	(885,669)	(903,272)	(920,873)	(938,474)	(956,075)					
	\$	\$	Water	304200-Struct & Imp-Pumping	304200	10130420	304.2	(2,324,114)	(2,344,254)	(2,364,388)	(2,384,516)	(2,404,639)	(2,424,755)	(2,444,866)					
	\$	\$	Water	304300-Struct & Imp-Treatment	304300	10130430	304.3	(3,588,070)	(3,647,919)	(3,707,934)	(3,767,959)	(3,827,973)	(3,887,976)	(3,947,968)					
	\$	\$	Water	304400-Struct & Imp-T&D	304400	10130440	304.4	(608,304)	(610,309)	(612,315)	(614,321)	(616,326)	(618,331)	(620,336)					
	\$	\$	Water	304500-Struct & Imp-General	304500	10130450	304.5	(342,106)	(352,596)	(363,151)	(373,705)	(384,260)	(394,815)	(405,369)					
	\$	\$	Water	304600-Struct & Imp-Offices	304600	10130450	304.5	(1,482,787)	(1,492,000)	(1,501,212)	(1,510,424)	(1,519,635)	(1,528,846)	(1,538,056)					
	\$	\$	Water	304610-Struct & Imp-HVAC	304610	10130450	304.5	(1,041)	(1,041)	(1,041)	(1,041)	(1,041)	(1,041)	(1,041)					
	\$	\$	Water	304700-Struct & Imp-Store,Shop,G.	304700	10130450	304.5	(410,938)	(413,759)	(416,580)	(419,401)	(422,222)	(425,042)	(427,862)					
	\$	\$	Water	304800-Struct & Imp-Misc	304800	10130450	304.5	(400,748)	(402,943)	(405,118)	(407,274)	(409,410)	(411,546)	(413,682)					
	\$	\$	Water	305000-Collect & Impound Reservc	305000	10130500	305.2	(387,617)	(388,338)	(389,058)	(389,778)	(390,497)	(391,215)	(391,935)					
	\$	\$	Water	306000-Lake, River & Other Intake:	306000	10130600	306.2	(461,459)	(472,963)	(484,512)	(496,066)	(507,620)	(519,174)	(530,727)					
	\$	\$	Water	309000-Supply Mains	309000	10130900	309.2	(3,148,942)	(3,200,015)	(3,251,088)	(3,302,162)	(3,353,235)	(3,404,308)	(3,455,381)					
	\$	\$	Water	310000-Power Generation Equip	310000	10131000	310.2	(552,813)	(559,962)	(567,108)	(574,251)	(581,391)	(588,529)	(595,665)					
	\$	\$	Water	311200-Pump Exp Electric	311200	10131120	311.2	(5,415,779)	(5,431,588)	(5,447,397)	(5,463,206)	(5,479,015)	(5,494,824)	(5,510,633)					
	\$	\$	Water	311300-Pump Exp Diesel	311300	10131130	311.2	(394,471)	(395,379)	(396,287)	(397,191)	(398,096)	(399,001)	(399,905)					
	\$	\$	Water	311400-Pump Exp Hydraulic	311400	10131140	311.2	(9,053)	(9,068)	(9,083)	(9,097)	(9,112)	(9,127)	(9,141)					
	\$	\$	Water	311500-Pump Exp Other	311500	10131150	311.2	(8)	(8)	(8)	(8)	(8)	(8)	(8)					
	\$	\$	Water	311520-Pump Exp-SOS & Pumping	311520	10131152	311.2	(1,138,743)	(1,162,467)	(1,186,182)	(1,209,888)	(1,233,586)	(1,258,163)						
	\$	\$	Water	311530-Pump Exp Wtr Treatment	311530	10131153	311.3	242	242	242	242	242	242	242					
	\$	\$	Water	311540-Pumping Equipment TD	311540	10131154	311.4	68,523	70,162	71,146	72,123	73,097	74,072	75,049					
	\$	\$	Water	320100-WT Equip Non-Media	320100	10132010	320.3	(17,964,821)	(18,048,848)	(18,132,849)	(18,216,790)	(18,300,665)	(18,384,589)	(18,468,464)					
	\$	\$	Water	320200-WT Equip Filter Media	320200	10132010	320.3	(377,560)	(387,850)	(398,141)	(408,431)	(418,722)	(429,012)	(439,302)					
	\$	\$	Water	330000-Dist Reservoirs & Standpip	330000	10133000	330.4	(307,690)	(309,958)	(312,225)	(314,493)	(316,760)	(319,028)	(321,295)					
	\$	\$	Water	330100-Elevated Tanks & Standpip	330100	10133000	330.4	(3,964,856)	(3,980,712)	(4,002,064)	(4,023,508)	(4,044,953)	(4,067,397)	(4,089,841)					
	\$	\$	Water	330200-Ground Level Tanks	330200	10133000	330.4	(151,734)	(155,852)	(159,990)	(164,130)	(168,270)	(172,411)	(176,551)					
	\$	\$	Water	330400-Cleanwell	330400	10133000	330.4	(135,735)	(139,350)	(142,964)	(146,579)	(150,193)	(153,808)	(157,422)					
	\$	\$	Water	331001-TD Mains Not Classified	331001	10133100	331.4	(36,627,668)	(36,834,739)	(37,055,544)	(37,277,142)	(37,499,239)	(37,721,598)	(37,944,234)					
	\$	\$	Water	331100-TD Mains 4in & Less	331100	10133100	331.4	(930,555)	(937,528)	(944,502)	(951,475)	(958,448)	(965,421)	(972,395)					
	\$	\$	Water	331200-TD Mains 6in to 8in	331200	10133100	331.4	(1,585,887)	(1,639,278)	(1,692,667)	(1,746,057)	(1,799,446)	(1,852,835)	(1,906,224)					
	\$	\$	Water	331300-TD Mains 10in to 16in	331300	10133100	331.4	(596,416)	(608,926)	(621,435)	(633,945)	(646,454)	(658,963)	(671,473)					
	\$	\$	Water	331400-TD Mains 18in & Grtr	331400	10133100	331.4	(4,548,434)	(4,649,257)	(4,749,669)	(4,849,669)	(4,949,669)	(5,049,669)	(5,149,669)					
	\$	\$	Water	333000-Services	333000	10133300	333.4	(20,515,984)	(20,614,628)	(20,713,614)	(20,812,922)	(20,912,673)	(21,012,673)	(21,112,673)					
	\$	\$	Water	334100-Meters	334100	10133410	334.4	906,346	907,884	909,368	910,817	911,581	912,081	911,490					
	\$	\$	Water	334110-Meters Bronze Case	334110	10133410	334.4	(411,373)	(416,429)	(421,483)	(426,537)	(431,591)	(436,644)	(441,695)					
	\$	\$	Water	334120-Meters Plastic Case	334120	10133410	334.4	317,170	329,653	341,950	354,453	366,950	379,442	391,935					
	\$	\$	Water	334130-Meters Other	334130	10133410	334.4	15,567	31,100	46,700	62,366	78,098	93,898	109,763					
	\$	\$	Water	334131-Meter Reading Units	334131	10133410	334.4	(48,885)	(49,644)	(50,403)	(51,162)	(51,921)	(52,680)	(53,439)					
	\$	\$	Water	334200-Meter Installations	334200	10133420	334.4	(6,359,876)	(6,397,489)	(6,435,101)	(6,472,711)	(6,509,321)	(6,546,931)	(6,584,541)					
	\$	\$	Water	334300-Meter Vaults	334300	10133410	334.4	82,971	84,267	85,563	86,858	88,154	89,450	90,747					
	\$	\$	Water	335000-Hydrants	335000	10133500	335.4	(3,750,268)	(3,770,268)	(3,790,268)	(3,810,268)	(3,830,268)	(3,850,268)	(3,870,268)					
	\$	\$	Water	339100-Other P/E-Intangible	339100	10133910	339.1	(123,347)	(123,482)	(123,617)	(123,753)	(123,889)	(124,024)	(124,159)					
	\$	\$	Water	339600-Other P/E-CPS	339600	10133910	339.1	(205,525)	(212,279)	(219,033)	(225,787)	(232,541)	(239,295)	(246,049)					
	\$	\$	Water	340100-Office Furniture & Equip	340100	10134010	340.5	(538,028)	(537,629)	(537,230)	(536,831)	(536,432)	(536,033)	(535,634)					
	\$	\$	Water	340210-Comp & Periph Mainframe	340210	10134010	340.5	(80,666)	(81,744)	(82,821)	(83,898)	(84,975)	(86,052)	(87,129)					
	\$	\$	Water	340220-Comp & Periph Personal	340220	10134010	340.5	(1,032,453)	(1,020,196)	(1,007,939)	(995,682)	(983,425)	(971,168)	(958,911)					

Kentucky American Water Company  
Case No. 2012-00520  
Accumulated Depreciation & COR Balances by Month, September 2012 - December 2014

Automatically calculates Accum. Depr. & COR: Prior Month Balance -  
Current Month Depr. & COR Expense + Retirements - Monthly Salvage  
Credit + Monthly Cost of Removal Debit

Excel Ref	Monthly Salvage Credit	Monthly COR Debit	Utility	Account	Util. Plant Account	SAP G/L Account	NARUC Acct	Total Accum Life Dep & COR					Total Life Dep Total COR	NARUC Acct
								Nov-13	Dec-13	Jan-14	Feb-14	Mar-14		
	\$ -	\$ -	Water	340300-Computer Software	340300	10134010	340.5	(4,587,960)	(4,568,049)	(4,547,900)	(4,527,515)	(4,506,892)	(4,486,031)	(4,464,934)
	\$ -	\$ -	Water	340320-Comp Software Personal	340320	10134010	340.5	(276,986)	(269,956)	(262,927)	(255,898)	(248,868)	(241,839)	(234,810)
	\$ -	\$ -	Water	340325-Comp Software Customizer	340325	10134010	340.5	(497,112)	(508,782)	(520,453)	(532,123)	(543,793)	(555,464)	(567,134)
	\$ -	\$ -	Water	340330-Comp Software Other	340330	10134010	340.5	(735,387)	(737,581)	(739,775)	(741,969)	(744,163)	(746,357)	(748,551)
	\$ -	\$ -	Water	340500-Other Office Equipment	340500	10134010	340.5	(65,171)	(64,755)	(64,337)	(63,916)	(63,492)	(63,065)	(62,636)
	\$ (3,986)	\$ -	Water	341100-Trans Equip Lt Duty Trks	341100	10134100	341.5	(885,427)	(866,646)	(847,832)	(828,987)	(810,108)	(791,198)	(772,255)
	\$ (529)	\$ -	Water	341200-Trans Equip Hwy Duty Trks	341200	10134100	341.5	(689,397)	(687,950)	(686,492)	(685,024)	(683,543)	(682,052)	(680,550)
	\$ (338)	\$ -	Water	341300-Trans Equip Autos	341300	10134100	341.5	(196,538)	(195,593)	(194,626)	(193,639)	(192,629)	(191,599)	(190,547)
	\$ -	\$ -	Water	341400-Trans Equip Other	341400	10134100	341.5	(215,615)	(217,405)	(219,189)	(220,967)	(222,740)	(224,506)	(226,266)
	\$ -	\$ -	Water	342000-Stores Equipment	342000	10134200	342.5	(34,927)	(34,969)	(35,010)	(35,051)	(35,093)	(35,134)	(35,175)
	\$ -	\$ 29.59	Water	343000-Tools,Shop,Garage Equip	343000	10134300	343.5	(1,187,557)	(1,195,558)	(1,203,558)	(1,211,555)	(1,219,551)	(1,226,562)	(1,234,638)
	\$ -	\$ 381.46	Water	344000-Laboratory Equipment	344000	10134400	344.5	(743,608)	(744,872)	(746,122)	(747,357)	(748,578)	(749,783)	(750,974)
	\$ (236)	\$ 14.59	Water	345000-Power Operated Equipment	345000	10134500	345.5	(930,202)	(931,509)	(932,813)	(934,115)	(935,414)	(935,881)	(936,372)
	\$ -	\$ 88.02	Water	346100-Comm Equip Non-Telephor	346100	10134600	346.5	(1,360,979)	(1,372,814)	(1,384,624)	(1,396,409)	(1,408,169)	(1,419,904)	(1,431,614)
	\$ -	\$ 295.28	Water	346190-Remote Control & Instrumt	346190	10134600	346.5	(269,775)	(287,066)	(304,718)	(322,522)	(342,117)	(362,310)	(383,099)
	\$ -	\$ -	Water	346200-Comm Equip Telephone	346200	10134600	346.5	(89,487)	(91,240)	(92,993)	(94,746)	(96,500)	(98,253)	(100,006)
	\$ -	\$ 28.81	Water	347000-Misc Equipment	347000	10134700	347.5	(676,723)	(682,624)	(688,521)	(694,415)	(700,306)	(698,970)	(704,824)
	\$ -	\$ -	Water	348000-Other Tangible Property	348000	10134800	348.5	(222,365)	(220,653)	(218,941)	(217,229)	(215,524)	(213,825)	(212,132)
	\$ -	\$ -	Water	354200-WW Struct & Imp Collectio	354200	10135420	354.2	3,168	3,168	3,168	3,168	3,168	3,168	3,168
	\$ -	\$ -	Water	340315-Comp Software Specia	340315	10134010	340.5	(1,378,814)	(1,474,126)	(1,569,974)	(1,666,145)	(1,762,632)	(1,861,379)	(1,960,125)
	\$ -	\$ -	Water	339300-Other P/E-Treatment	339300	10133930	339.3	0	0	0	0	0	0	0
	\$ (11,358)	\$ 43,878					<b>Total Unadjusted Balances</b>	<b>(135,707,519)</b>	<b>(136,655,687)</b>	<b>(137,625,260)</b>	<b>(138,595,913)</b>	<b>(139,569,641)</b>	<b>(137,107,614)</b>	<b>(136,079,409)</b>



Kentucky American Water Company  
 Case No. 2012-00520  
 Accumulated Depreciation & COR Balances by Month, September 2012 - December 2014

Automatically calculates Accum. Depr. & COR: Prior Month Balance -  
 Current Month Depr. & COR Expense + Retirements - Monthly Salvage  
 Credit + Monthly Cost of Removal Debit

Worksheet #: W/P - 1-2

Exhibits(Rate Base\Rate Base KV Capital through  
 12\_31\_14.xlsx)Bal Accum Dep&COR

Monthly Salvage Credit	Monthly COR Debit	Utility	Account	Util. Plant Account	SAP G/L Account	NARUC Acc't	Total Accum Life Dep & COR	2012				2013				2014				Base Per. as of 31-Mar-13	Forecast Per. 13-Month Average				
								Jun-14	Jul-14	Oct-Dec 2012	Additions	Jun-14	Jul-14	Oct-Dec 2012	Additions	Jun-14	Jul-14	Oct-Dec 2012	Additions						
\$ -	\$ -	Water	301000-Organization	301000	10130100	301.1	\$ -	0	\$ -	\$ -	\$ -	\$ -	\$ -	\$ -	\$ -	\$ -	\$ -	\$ -	\$ -	\$ -	\$ -	\$ -	\$ -	\$ -	
\$ -	\$ -	Water	302000-Franchises	302000	10130200	302.1	\$ -	0	\$ -	\$ -	\$ -	\$ -	\$ -	\$ -	\$ -	\$ -	\$ -	\$ -	\$ -	\$ -	\$ -	\$ -	\$ -	\$ -	\$ -
\$ -	\$ -	Water	303200-Land & Land Rights-Supply	303200	10130320	303.2	\$ -	0	\$ -	\$ -	\$ -	\$ -	\$ -	\$ -	\$ -	\$ -	\$ -	\$ -	\$ -	\$ -	\$ -	\$ -	\$ -	\$ -	\$ -
\$ -	\$ -	Water	303300-Land & Land Rights-Pumpir	303300	10130330	303.3	\$ -	0	\$ -	\$ -	\$ -	\$ -	\$ -	\$ -	\$ -	\$ -	\$ -	\$ -	\$ -	\$ -	\$ -	\$ -	\$ -	\$ -	\$ -
\$ -	\$ -	Water	303400-Land & Land Rights-Treatm	303400	10130340	303.4	\$ -	0	\$ -	\$ -	\$ -	\$ -	\$ -	\$ -	\$ -	\$ -	\$ -	\$ -	\$ -	\$ -	\$ -	\$ -	\$ -	\$ -	\$ -
\$ -	\$ -	Water	303500-Land & Land Rights-T&D	303500	10130350	303.5	\$ -	11,529	\$ -	\$ -	\$ -	\$ -	\$ -	\$ -	\$ -	\$ -	\$ -	\$ -	\$ -	\$ -	\$ -	\$ -	\$ -	\$ -	\$ -
\$ -	\$ -	Water	304100-Struct & Imp-Supply	304100	10130410	304.1	\$ -	993,675	\$ (35,218)	\$ (228,877)	\$ (228,877)	\$ (228,877)	\$ (228,877)	\$ (228,877)	\$ (228,877)	\$ (228,877)	\$ (228,877)	\$ (228,877)	\$ (228,877)	\$ (228,877)	\$ (228,877)	\$ (228,877)	\$ (228,877)	\$ (228,877)	\$ (228,877)
\$ -	\$ -	Water	304200-Struct & Imp-Pumping	304200	10130420	304.2	\$ (2,464,970)	(2,465,069)	\$ (40,426)	\$ (262,276)	\$ (262,276)	\$ (262,276)	\$ (262,276)	\$ (262,276)	\$ (262,276)	\$ (262,276)	\$ (262,276)	\$ (262,276)	\$ (262,276)	\$ (262,276)	\$ (262,276)	\$ (262,276)	\$ (262,276)	\$ (262,276)	\$ (262,276)
\$ -	\$ -	Water	304300-Struct & Imp-Treatment	304300	10130430	304.3	\$ (4,007,985)	(4,008,157)	\$ (116,230)	\$ (767,278)	\$ (767,278)	\$ (767,278)	\$ (767,278)	\$ (767,278)	\$ (767,278)	\$ (767,278)	\$ (767,278)	\$ (767,278)	\$ (767,278)	\$ (767,278)	\$ (767,278)	\$ (767,278)	\$ (767,278)	\$ (767,278)	\$ (767,278)
\$ -	\$ -	Water	304400-Struct & Imp-T&D	304400	10130440	304.4	\$ (602,039)	(604,002)	\$ (4,011)	\$ (26,073)	\$ (26,073)	\$ (26,073)	\$ (26,073)	\$ (26,073)	\$ (26,073)	\$ (26,073)	\$ (26,073)	\$ (26,073)	\$ (26,073)	\$ (26,073)	\$ (26,073)	\$ (26,073)	\$ (26,073)	\$ (26,073)	\$ (26,073)
\$ -	\$ -	Water	304500-Struct & Imp-General	304500	10130450	304.5	\$ (415,976)	(426,608)	\$ (19,420)	\$ (129,494)	\$ (129,494)	\$ (129,494)	\$ (129,494)	\$ (129,494)	\$ (129,494)	\$ (129,494)	\$ (129,494)	\$ (129,494)	\$ (129,494)	\$ (129,494)	\$ (129,494)	\$ (129,494)	\$ (129,494)	\$ (129,494)	\$ (129,494)
\$ -	\$ -	Water	304600-Struct & Imp-Offices	304600	10130460	304.6	\$ (1,547,266)	(1,556,475)	\$ (18,440)	\$ (119,813)	\$ (119,813)	\$ (119,813)	\$ (119,813)	\$ (119,813)	\$ (119,813)	\$ (119,813)	\$ (119,813)	\$ (119,813)	\$ (119,813)	\$ (119,813)	\$ (119,813)	\$ (119,813)	\$ (119,813)	\$ (119,813)	\$ (119,813)
\$ -	\$ -	Water	304610-Struct & Imp-HVAC	304610	10130460	304.6	\$ (1,041)	(1,041)	\$ -	\$ -	\$ -	\$ -	\$ -	\$ -	\$ -	\$ -	\$ -	\$ -	\$ -	\$ -	\$ -	\$ -	\$ -	\$ -	\$ -
\$ -	\$ -	Water	304700-Struct & Imp-Store,Shop,G.	304700	10130450	304.7	\$ (430,681)	(433,500)	\$ (5,651)	\$ (36,706)	\$ (36,706)	\$ (36,706)	\$ (36,706)	\$ (36,706)	\$ (36,706)	\$ (36,706)	\$ (36,706)	\$ (36,706)	\$ (36,706)	\$ (36,706)	\$ (36,706)	\$ (36,706)	\$ (36,706)	\$ (36,706)	\$ (36,706)
\$ -	\$ -	Water	304800-Struct & Imp-Misc	304800	10130450	304.8	\$ (336,757)	(338,498)	\$ (4,883)	\$ (30,074)	\$ (30,074)	\$ (30,074)	\$ (30,074)	\$ (30,074)	\$ (30,074)	\$ (30,074)	\$ (30,074)	\$ (30,074)	\$ (30,074)	\$ (30,074)	\$ (30,074)	\$ (30,074)	\$ (30,074)	\$ (30,074)	\$ (30,074)
\$ -	\$ -	Water	305000-Collect & Impound Reservc	305000	10130500	305.2	\$ (392,653)	(393,371)	\$ (1,451)	\$ (9,399)	\$ (9,399)	\$ (9,399)	\$ (9,399)	\$ (9,399)	\$ (9,399)	\$ (9,399)	\$ (9,399)	\$ (9,399)	\$ (9,399)	\$ (9,399)	\$ (9,399)	\$ (9,399)	\$ (9,399)	\$ (9,399)	\$ (9,399)
\$ -	\$ -	Water	306000-Lake, River & Other Intake:	306000	10130600	306.2	\$ (542,289)	(553,894)	\$ (22,039)	\$ (146,550)	\$ (146,550)	\$ (146,550)	\$ (146,550)	\$ (146,550)	\$ (146,550)	\$ (146,550)	\$ (146,550)	\$ (146,550)	\$ (146,550)	\$ (146,550)	\$ (146,550)	\$ (146,550)	\$ (146,550)	\$ (146,550)	\$ (146,550)
\$ -	\$ -	Water	309000-Supply Mains	309000	10130900	309.0	\$ (3,506,455)	(3,552,528)	\$ (102,147)	\$ (663,955)	\$ (663,955)	\$ (663,955)	\$ (663,955)	\$ (663,955)	\$ (663,955)	\$ (663,955)	\$ (663,955)	\$ (663,955)	\$ (663,955)	\$ (663,955)	\$ (663,955)	\$ (663,955)	\$ (663,955)	\$ (663,955)	\$ (663,955)
\$ -	\$ -	Water	310000-Power Generation Equip	310000	10131000	310.2	\$ (602,798)	(609,928)	\$ (14,363)	\$ (93,137)	\$ (93,137)	\$ (93,137)	\$ (93,137)	\$ (93,137)	\$ (93,137)	\$ (93,137)	\$ (93,137)	\$ (93,137)	\$ (93,137)	\$ (93,137)	\$ (93,137)	\$ (93,137)	\$ (93,137)	\$ (93,137)	\$ (93,137)
\$ -	\$ -	Water	311200-Pump Exp Electric	311200	10131120	311.2	\$ (5,299,807)	(5,446,244)	\$ (23,621)	\$ (183,638)	\$ (183,638)	\$ (183,638)	\$ (183,638)	\$ (183,638)	\$ (183,638)	\$ (183,638)	\$ (183,638)	\$ (183,638)	\$ (183,638)	\$ (183,638)	\$ (183,638)	\$ (183,638)	\$ (183,638)	\$ (183,638)	\$ (183,638)
\$ -	\$ -	Water	311300-Pump Exp Diesel	311300	10131130	311.3	\$ (400,808)	(401,710)	\$ (1,833)	\$ (10,832)	\$ (10,832)	\$ (10,832)	\$ (10,832)	\$ (10,832)	\$ (10,832)	\$ (10,832)	\$ (10,832)	\$ (10,832)	\$ (10,832)	\$ (10,832)	\$ (10,832)	\$ (10,832)	\$ (10,832)	\$ (10,832)	\$ (10,832)
\$ -	\$ -	Water	311400-Pump Exp Hydraulic	311400	10131140	311.4	\$ (9,156)	(9,171)	\$ (29)	\$ (191)	\$ (191)	\$ (191)	\$ (191)	\$ (191)	\$ (191)	\$ (191)	\$ (191)	\$ (191)	\$ (191)	\$ (191)	\$ (191)	\$ (191)	\$ (191)	\$ (191)	\$ (191)
\$ -	\$ -	Water	311500-Pump Exp Other	311500	10131150	311.5	\$ 4,949	4,949	\$ -	\$ -	\$ -	\$ -	\$ -	\$ -	\$ -	\$ -	\$ -	\$ -	\$ -	\$ -	\$ -	\$ -	\$ -	\$ -	\$ -
\$ -	\$ -	Water	311520-Pump Exp-SOS & Pumping	311520	10131152	311.2	\$ (1,281,790)	(1,305,408)	\$ (47,666)	\$ (309,090)	\$ (309,090)	\$ (309,090)	\$ (309,090)	\$ (309,090)	\$ (309,090)	\$ (309,090)	\$ (309,090)	\$ (309,090)	\$ (309,090)	\$ (309,090)	\$ (309,090)	\$ (309,090)	\$ (309,090)	\$ (309,090)	\$ (309,090)
\$ -	\$ -	Water	311530-Pump Exp Wtr Treatment	311530	10131153	311.3	\$ 242	242	\$ -	\$ -	\$ -	\$ -	\$ -	\$ -	\$ -	\$ -	\$ -	\$ -	\$ -	\$ -	\$ -	\$ -	\$ -	\$ -	\$ -
\$ -	\$ -	Water	311540-Pumping Equipment TD	311540	10131154	311.4	\$ 76,030	77,015	\$ 3,187	\$ 21,021	\$ 21,021	\$ 21,021	\$ 21,021	\$ 21,021	\$ 21,021	\$ 21,021	\$ 21,021	\$ 21,021	\$ 21,021	\$ 21,021	\$ 21,021	\$ 21,021	\$ 21,021	\$ 21,021	\$ 21,021
\$ -	\$ -	Water	320100-WT Equip Non-Media	320100	10132010	320.3	\$ (15,843,016)	(15,921,022)	\$ (168,861)	\$ (1,094,884)	\$ (1,094,884)	\$ (1,094,884)	\$ (1,094,884)	\$ (1,094,884)	\$ (1,094,884)	\$ (1,094,884)	\$ (1,094,884)	\$ (1,094,884)	\$ (1,094,884)	\$ (1,094,884)	\$ (1,094,884)	\$ (1,094,884)	\$ (1,094,884)	\$ (1,094,884)	\$ (1,094,884)
\$ -	\$ -	Water	320200-WT Equip Filter Media	320200	10132010	320.3	\$ (449,593)	(459,883)	\$ (133,776)	\$ (133,776)	\$ (133,776)	\$ (133,776)	\$ (133,776)	\$ (133,776)	\$ (133,776)	\$ (133,776)	\$ (133,776)	\$ (133,776)	\$ (133,776)	\$ (133,776)	\$ (133,776)	\$ (133,776)	\$ (133,776)	\$ (133,776)	\$ (133,776)
\$ -	\$ -	Water	330000-Dist Reservoirs & Standpip	330000	10133000	330.4	\$ (323,563)	(325,830)	\$ (4,535)	\$ (29,478)	\$ (29,478)	\$ (29,478)	\$ (29,478)	\$ (29,478)	\$ (29,478)	\$ (29,478)	\$ (29,478)	\$ (29,478)	\$ (29,478)	\$ (29,478)	\$ (29,478)	\$ (29,478)	\$ (29,478)	\$ (29,478)	\$ (29,478)
\$ -	\$ -	Water	330100-Elevated Tanks & Standpip	330100	10133000	330.4	\$ (3,513,806)	(3,534,348)	\$ (31,766)	\$ (206,297)	\$ (206,297)	\$ (206,297)	\$ (206,297)	\$ (206,297)	\$ (206,297)	\$ (206,297)	\$ (206,297)	\$ (206,297)	\$ (206,297)	\$ (206,297)	\$ (206,297)	\$ (206,297)	\$ (206,297)	\$ (206,297)	\$ (206,297)
\$ -	\$ -	Water	330200-Ground Level Tanks	330200	10133000	330.4	\$ (180,696)	(184,696)	\$ (6,392)	\$ (51,582)	\$ (51,582)	\$ (51,582)	\$ (51,582)	\$ (51,582)	\$ (51,582)	\$ (51,582)	\$ (51,582)	\$ (51,582)	\$ (51,582)	\$ (51,582)	\$ (51,582)	\$ (51,582)	\$ (51,582)	\$ (51,582)	\$ (51,582)
\$ -	\$ -	Water	330400-Cleanwell	330400	10133000	330.4	\$ (161,036)	(164,651)	\$ (7,229)	\$ (46,988)	\$ (46,988)	\$ (46,988)	\$ (46,988)	\$ (46,988)	\$ (46,988)	\$ (46,988)	\$ (46,988)	\$ (46,988)	\$ (46,988)	\$ (46,988)	\$ (46,988)	\$ (46,988)	\$ (46,988)	\$ (46,988)	\$ (46,988)
\$ -	\$ -	Water	331001-TD Mains Not Classified	331001	10133100	331.4	\$ (38,167,224)	(38,390,610)	\$ (391,932)	\$ (2,629,174)	\$ (2,629,174)	\$ (2,629,174)	\$ (2,629,174)	\$ (2,629,174)	\$ (2,629,174)	\$ (2,629,174)	\$ (2,629,174)	\$ (2,629,174)	\$ (2,629,174)	\$ (2,629,174)	\$ (2,629,174)	\$ (2,629,174)	\$ (2,629,174)	\$ (2,629,174)	\$ (2,629,174)
\$ (9)	\$ 2,289.84	Water	331100-TD Mains 4in & Less	331100	10133100	331.4	\$ (979,368)	(986,341)	\$ (13,947)	\$ (83,652)	\$ (83,652)	\$ (83,652)	\$ (83,652)	\$ (83,652)	\$ (83,652)	\$ (83,652)	\$ (83,652)	\$ (83,652)	\$ (83,652)	\$ (83,652)	\$ (83,652)	\$ (83,652)	\$ (83,652)	\$ (83,652)	\$ (83,652)
\$ (3)	\$ 740.62	Water	331200-TD Mains 6in to 8in	331200	10133100	331.4	\$ (1,772,752)	(1,799,447)	\$ (53,392)	\$ (347,041)	\$ (347,041)	\$ (347,041)	\$ (347,041)	\$ (347,041)	\$ (347,041)	\$ (347,041)	\$ (347,041)	\$ (347,041)	\$ (347,041)	\$ (347,041)	\$ (347,041)	\$ (347,041)	\$ (347,041)	\$ (347,041)	\$ (347,041)
\$ (6)	\$ 2,108.39	Water	331300-TD Mains 10in to 16in	331300	10133100	331.4	\$ (683,982)	(696,492)	\$ (25,019)	\$ (162,623)	\$ (162,623)	\$ (162,623)	\$ (162,623)	\$ (162,623)	\$ (162,623)	\$ (162,623)	\$ (162,623)	\$ (162,623)	\$ (162,623)	\$ (162,623)	\$ (162,623)	\$ (162,623)	\$ (162,623)	\$ (162,623)	\$ (162,623)
\$ -	\$ -	Water	331400-TD Mains 18in & Grtr	331400	10133100	331.4	\$ (5,151,314)	(5,251,726)	\$ (200,824)	\$ (1,305,355)	\$ (1,305,355)	\$ (1,305,355)	\$ (1,305,355)	\$ (1,305,355)	\$ (1,305,355)	\$ (1,305,355)	\$ (1,305,355)	\$ (1,305,355)	\$ (1,305,355)	\$ (1,305,355)	\$ (1,305,355)	\$ (1,305,355)	\$ (1,305,355)	\$ (1,305,355)	\$ (1,305,355)
\$ (592)	\$ 8,380.58	Water	33300																						



Kentucky American Water Company  
 Case No. 2012-00520  
 Pro Forma Adjustment of Construction Work in Progress  
 For the 13 Month Average July 31, 2013 - July 31, 2014

Witness Responsible: \_\_\_\_\_  
 Type of Filing:  Original  Updated  Revised

Line No.	Description	Base Year at 3/31/2013	Adjustments	Forecast Year at 7/31/2014	Reference
1	Base Year for the 12 Months Ended 3/31/2013	\$ 15,575,022		\$ 15,575,022	
2					
3					
4	<b>Adjustments:</b>				
5	Net of Additions and Retirements		\$ (8,723,755)		
7	<b>Total Adjustments:</b>		\$ (8,723,755)	(8,723,755)	
8					
9					
10	<b>Forecasted Year at Present Rates</b>			\$ 6,851,268	Exhibits\Rate Base\Rate Base KY Capital through 12_31_14.xlsx]Bal CWIP
11					

Kentucky American Water Company  
Case No. 2012-00520  
CWIP Balance by Month, September 2012 - December 2014  
Automatically calculated: Prior month balance + Capital Additions - Placed in Service Amounts  
Worksheet: W/P - 1-3

Excel: Exhibits\Rate Base\Rate Base KY Capital through 12\_31\_14.xlsx\Bal CWIP

FP#	Project Description	JDE / Utility Plant Account	SAP GL Acct	MARUC Account	AFUDC?	IP In-Service Date Non-IP Months in Construx	Water CWIP					Water CWIP Balance
							Bal Sep-12	Oct-12	Nov-12	Dec-12	Jan-13	
D12-01-P	Projects Funded by Others	331001-T&D Mains	10133300	331.4	N	2	407,312	572,161	329,462	281,999	193,023	193,818
	Projects Funded by Others	335000-Hydrants	10133500	335.4	N	2	46,967	65,283	36,607	31,333	21,447	21,535
	Projects Funded by Others	333000-Services	10133300	333.4	N	2	55,037	55,037	-	-	-	-
	Projects Funded by Others	334100-Meters	10133410	334.4	N	2	1,861	1,861	-	-	-	-
	Projects Funded by Others	334200-Meter Installations	10133420	334.4	N	2	34,012	34,012	-	-	-	-
R12-01-A1	Mains - New	331001-T&D Mains	10133100	331.4	Y	2	12,092	75,100	213,997	835,138	684,150	-
R12-01-B1	Mains - Replaced / Restored	331001-T&D Mains	10133100	331.4	Y	2	101,600	362,478	483,868	685,224	467,598	17,970
	Mains - Replaced / Restored	333000-Services	10133300	333.4	Y	2	26,088	48,387	68,522	68,522	46,760	1,797
	Mains - Replaced / Restored	334100-Meters	10133410	334.4	Y	2	19,566	36,290	51,392	35,070	35,070	1,348
	Mains - Replaced / Restored	335000-Hydrants	10133500	335.4	Y	2	2,512	22,078	36,290	51,392	35,070	1,348
R12-01-C1	Mains - Unscheduled	331001-T&D Mains	10133100	331.4	N	1	-	-	-	-	-	-
R12-01-D1	Mains - Relocated	331001-T&D Mains	10133100	331.4	Y	2	-	-	90,000	340,200	250,200	-
	Mains - Relocated	335000-Hydrants	10133500	335.4	Y	2	-	-	10,000	37,800	27,800	-
R12-01-E1	Hydrants, Valves, and Manholes - New	335000-Hydrants	10133500	335.4	N	1	12,901	-	-	-	-	-
	Hydrants, Valves, and Manholes - New	331001-T&D Mains	10133100	331.4	N	1	-	-	-	-	-	-
R12-01-F1	Hydrants, Valves, and Manholes - Replaced	335000-Hydrants	10133500	335.4	N	1	(228)	-	-	-	-	-
	Hydrants, Valves, and Manholes - Replaced	331001-T&D Mains	10133100	331.4	N	1	-	-	-	-	-	-
R12-01-G1	Services and Laterals - New	333000-Services	10133300	333.4	N	1	-	-	-	-	-	-
R12-01-H1	Services and Laterals - Replaced	333000-Services	10133300	333.4	N	1	2,609	-	-	-	-	-
	Services and Laterals - Replaced	334200-Meter Installations	10133420	334.4	N	1	962	-	-	-	-	-
R12-01-I1	Meters - New	334100-Meters	10133410	334.4	N	1	168,382	-	-	-	-	-
R12-01-J1	Meters - Replaced	334100-Meters	10133410	334.4	N	1	2,523	-	-	-	-	-
	Meters - Replaced	334200-Meter Installations	10133420	334.4	N	1	(314)	-	-	-	-	-
R12-01-K1	ITS Equipment and Systems	334100-Meters	10133410	334.4	N	1	8,111	-	-	-	-	-
R12-01-L1	SCADA Equipment and Systems	346190-Remote Control & Instrum	10134600	346.5	Y	6	459,726	500,360	583,014	1,062,342	1,062,342	1,062,342
R12-01-M1	Security Equipment and Systems	304500-Struct & Imp-General	10130450	304.5	N	1	-	-	-	-	-	-
R12-01-N1	Offices and Operations Centers	304500-Struct & Imp-General	10130450	304.5	N	1	68,165	-	-	-	-	-
	Offices and Operations Centers	304100-Struct & Imp-Supply	10130410	304.2	N	1	7,489	-	-	-	-	-
	Offices and Operations Centers	340100-Office Furniture & Equip	10134010	340.5	N	1	131,066	-	-	-	-	-
	Offices and Operations Centers	340300-Computer Software	10134010	340.5	N	1	7,894	-	-	-	-	-
	Offices and Operations Centers	346100-Comm Equip Non-Telephc	10134600	346.5	N	1	93,467	-	-	-	-	-
	Offices and Operations Centers	347000-Misc Equipment	10134700	347.5	N	1	12,332	-	-	-	-	-
R12-01-O1	Vehicles	341100-Trans Equip Lt Duty Trks	10134100	341.5	N	1	(206)	-	-	-	-	-
	Vehicles	341200-Trans Equip Hwy Duty Trks	10134100	341.5	N	1	-	-	-	-	-	-
	Vehicles	341300-Trans Equip Auto Car	10134100	341.5	N	1	(162)	-	-	-	-	-
R12-01-P1	Tools and Equipment	343000-Tools,Shop,Garage Equip	10134300	343.5	N	1	-	-	-	-	-	-
R12-01-Q1	Process Plant Facilities and Equipment	304300-Struct & Imp-Treatment	10130430	304.3	Y	2	-	124,502	231,005	205,699	99,196	-
	Process Plant Facilities and Equipment	306000-Lake, River & Other Intake	10130600	306.2	Y	2	1,494	48,182	86,627	77,137	37,199	-
	Process Plant Facilities and Equipment	311000-Pumping Equipment	10131120	311.2	Y	2	14,743	92,557	144,378	128,562	61,998	-
	Process Plant Facilities and Equipment	320100-Wt Equip Non-Media	10132010	320.3	Y	2	-	31,126	57,751	51,425	24,799	-
	Process Plant Facilities and Equipment	330200-Ground Level Tanks	10133000	330.4	Y	2	203,702	234,828	57,751	51,425	24,799	-
	Process Plant Facilities and Equipment	344000-Laboratory Equipment	10134400	344.5	Y	2	7,157	7,157	-	-	-	-
R12-01-S1	Engineering Studies	339600-Other P/E-Cps	10133910	339.1	Y	6	400,277	416,751	433,225	449,699	449,699	449,699
	Engineering Studies	348000-Other Tangible Property	10134800	348.5	Y	6	227,819	230,727	233,634	236,541	236,541	236,541
T12-0102-P	Business Transformation 2010 - 2014	340200-Comp & Periph Equip	10134010	340.5	Y	5/1/2013	3,772,437	4,342,640	4,612,631	4,857,415	5,179,845	5,535,646

Kentucky American Water Company  
Case No. 2012-00520  
CWIP Balance by Month, September 2012 - December 2014  
Automatically calculated: Prior month balance + Capital Additions - Placed in Service Amounts  
Worksheet: W/P - 1-3

FP#	Project Description	JDE / Utility Plant Account	SAP GL Acct	NARUC Account	AFUDC?	IP In-Service Date Non-IP Months in Construc	Water CWIP Bal Sep-12	Oct-12	Nov-12	Dec-12	Jan-13	Feb-13
	Business Transformation 2010 - 2014	340300-Computer Software	10134010	340.5	Y	5/1/2013						
T12-0103-P	Business Transformation 2010 - 2014	340315-Comp Software Specia	10134010	340.5	Y	8/1/2012	\$ 286,481	\$ 231,977	\$ 188,943	\$ 145,608	\$ 81,189	\$ (61,152)
I12-020001	New WTP On Pool 3 of Kentucky	331001-T&D Mains	10133100	331.4	N	9/20/2010	\$ 5,484					
I12-020027	Russell Cave Rd Main Extension	330200-Ground Level Tanks	10133000	330.4	N	7/15/2012	\$ 553,227	\$ 529,137	\$ 505,046			
I12-020009	US 25 Relocation	331001-T&D Mains	10133100	331.4	N	7/30/2012						
	US 25 Relocation	333000-Services	10133300	333.4	N	7/30/2012						
	US 25 Relocation	335000-Hydrants	10133500	335.4	N	7/30/2012						
I12-020010	Leestown Road	331001-T&D Mains	10133100	331.4	Y	4/15/2013	\$ 995,789	\$ 994,442	\$ 1,143,989	\$ 1,318,056	\$ 1,360,556	\$ 1,403,056
	Leestown Road	333000-Services	10133300	333.4	Y	4/15/2013		\$ (159)	\$ 17,436	\$ 37,914	\$ 42,914	\$ 47,914
	Leestown Road	335000-Hydrants	10133500	335.4	Y	4/15/2013		\$ (79)	\$ 8,718	\$ 18,957	\$ 21,457	\$ 23,957
I12-020025	Pump Efficiency Replacement	311000-Pumping Equipment	10131120	311.2	Y	4/15/2013	\$ 31,380	\$ 68,458	\$ 152,739	\$ 627,775	\$ 722,414	\$ 802,414
	Pump Efficiency Replacement	311200-Pump Exp Electric	10131120	311.2	Y	4/15/2013	\$ 54,201	\$ 82,010	\$ 145,220	\$ 501,498	\$ 572,477	\$ 632,477
	Pump Efficiency Replacement	339300-Other P/E-Treatment	10133930	339.3	Y	4/15/2013	\$ 5,705	\$ 14,975	\$ 36,045	\$ 154,804	\$ 178,464	\$ 198,464
	Pump Efficiency Replacement	346150-Remote Control & Instrum	10134600	346.5	Y	4/15/2013	\$ 1,141	\$ 10,411	\$ 31,481	\$ 150,240	\$ 173,900	\$ 193,900
	Pump Efficiency Replacement	347000-Misc Equipment	10134700	347.5	Y	4/15/2013	\$ 7,417	\$ 16,686	\$ 37,757	\$ 156,516	\$ 180,176	\$ 200,176
I12-300003	Northern Division Connection	303500-Land & Land Rights-T&D	10130350	303.4	Y	12/28/2013	\$ 161,548	\$ 161,340	\$ 161,131	\$ 209,673	\$ 212,901	\$ 216,651
	Northern Division Connection	331001-T&D Mains	10133100	331.4	Y	12/28/2013	\$ 552,969	\$ 543,440	\$ 533,912	\$ 2,750,634	\$ 2,898,070	\$ 3,069,320
	Northern Division Connection	311540-Pumping Equipment Td	10131154	311.4	Y	12/28/2013	\$ -	\$ (348)	\$ (696)	\$ 80,207	\$ 85,588	\$ 91,838
	Northern Division Connection	311200-Pump Exp Electric	10131120	311.2	Y	12/28/2013	\$ -	\$ (278)	\$ (556)	\$ 64,165	\$ 68,470	\$ 73,470
	Northern Division Connection	346190-Remote Control & Instrum	10134600	346.5	Y	12/28/2013	\$ -	\$ (70)	\$ (139)	\$ 16,041	\$ 17,118	\$ 18,368
	Northern Division Connection	330100-Elevated Tanks & Standpil	10133000	330.4	Y	12/28/2013	\$ -	\$ (3,478)	\$ (6,955)	\$ 802,067	\$ 855,876	\$ 918,376
IP-1202-9	Todds and Cleveland Rd Main Extension	331001-T&D Mains	10133100	331.4	Y	11/15/2014	\$ -	\$ -	\$ -	\$ -	\$ -	\$ -
	Todds and Cleveland Rd Main Extension	335000-Hydrants	10133500	335.4	Y	11/15/2014	\$ -	\$ -	\$ -	\$ -	\$ -	\$ -
IP-1202-10	KRS Clearwell Improvements (332)	304300-Struct & Imp-Treatment	10130430	304.3	Y	6/15/2015	\$ -	\$ -	\$ -	\$ -	\$ -	\$ -
IP-1202-11	I-75 Main Extension	331001-T&D Mains	10133100	331.4	Y	11/15/2014	\$ -	\$ -	\$ -	\$ -	\$ -	\$ -
	I-75 Main Extension	335000-Hydrants	10133500	335.4	Y	11/15/2014	\$ -	\$ -	\$ -	\$ -	\$ -	\$ -
IP-1202-13	Greenwich Rd Main Extension	331001-T&D Mains	10133100	331.4	Y	10/15/2014	\$ -	\$ -	\$ -	\$ -	\$ -	\$ -
	Greenwich Rd Main Extension	335000-Hydrants	10133500	335.4	Y	10/15/2014	\$ -	\$ -	\$ -	\$ -	\$ -	\$ -
IP-1202-16	North Upper St Main Replacement (343)	331001-T&D Mains	10133100	331.4	Y	12/15/2014	\$ -	\$ -	\$ -	\$ -	\$ -	\$ -
	North Upper St Main Replacement (343)	333000-Services	10133300	333.4	Y	12/15/2014	\$ -	\$ -	\$ -	\$ -	\$ -	\$ -
	North Upper St Main Replacement (343)	335000-Hydrants	10133500	335.4	Y	12/15/2014	\$ -	\$ -	\$ -	\$ -	\$ -	\$ -
IP-1202-20	KY Major Highway	331001-T&D Mains	10133100	331.4	Y	12/15/2014	\$ -	\$ -	\$ -	\$ -	\$ -	\$ -
	KY Major Highway	333000-Services	10133300	333.4	Y	12/15/2014	\$ -	\$ -	\$ -	\$ -	\$ -	\$ -
	KY Major Highway	335000-Hydrants	10133500	335.4	Y	12/15/2014	\$ -	\$ -	\$ -	\$ -	\$ -	\$ -
IP-1202-23	RRS Carbon and Pre-Chlorine Feed	304300-Struct & Imp-Treatment	10130430	304.3	Y	9/15/2014	\$ -	\$ -	\$ -	\$ -	\$ -	\$ -
	RRS Carbon and Pre-Chlorine Feed	311000-Pumping Equipment	10131120	311.2	Y	9/15/2014	\$ -	\$ -	\$ -	\$ -	\$ -	\$ -
	RRS Carbon and Pre-Chlorine Feed	311200-Pump Exp Electric	10131120	311.2	Y	9/15/2014	\$ -	\$ -	\$ -	\$ -	\$ -	\$ -
	RRS Carbon and Pre-Chlorine Feed	320100-Wt Equip Non-Media	10132010	320.3	Y	9/15/2014	\$ -	\$ -	\$ -	\$ -	\$ -	\$ -
IP-1202-27	KRS Hydrotreater Valve & Flow Meter	334100-Meters	10133410	334.4	Y	7/30/2014	\$ -	\$ -	\$ -	\$ -	\$ -	\$ -
	KRS Hydrotreater Valve & Flow Meter	334200-Meter Installations	10133420	334.4	Y	7/30/2014	\$ -	\$ -	\$ -	\$ -	\$ -	\$ -
	KRS Hydrotreater Valve & Flow Meter	334300-Meter Vaults	10133410	334.4	Y	7/30/2014	\$ -	\$ -	\$ -	\$ -	\$ -	\$ -
IP-1202-39	Pump Efficiency Repl	311000-Pumping Equipment	10131120	311.2	Y	9/25/2014	\$ -	\$ -	\$ -	\$ -	\$ -	\$ -
	Pump Efficiency Repl	311200-Pump Exp Electric	10131120	311.2	Y	9/25/2014	\$ -	\$ -	\$ -	\$ -	\$ -	\$ -
	Pump Efficiency Repl	339300-Other P/E-Treatment	10133930	339.3	Y	9/25/2014	\$ -	\$ -	\$ -	\$ -	\$ -	\$ -
	Pump Efficiency Repl	346150-Remote Control & Instrum	10134600	346.5	Y	9/25/2014	\$ -	\$ -	\$ -	\$ -	\$ -	\$ -
	Pump Efficiency Repl	347000-Misc Equipment	10134700	347.5	Y	9/25/2014	\$ -	\$ -	\$ -	\$ -	\$ -	\$ -

Kentucky American Water Company  
Case No. 2012-00520  
CWIP Balance by Month, September 2012 - December 2014  
Automatically calculates: Prior month balance + Capital Additions - Placed in Service Amounts  
Worksheet: W/P - 1-3

Excel: Exhibits\Rate Base\Rate Base KY Capital through 12\_31\_14.xlsx\Bal CWIP

FP#	Project Description	JDE / Utility Plant Account	SAP GL Acct	NARUC Account	AFUDC?	Mar-13	Apr-13	May-13	Jun-13	Jul-13	Aug-13	Sep-13
D12-**01-P	Projects Funded by Others	331001-T&D Mains	101333100	331.4	N	255,272	283,636	302,545	340,363	370,616	365,889	335,635
	Projects Funded by Others	335000-Hydrants	101333500	335.4	N	28,364	31,515	33,616	37,818	41,180	40,654	37,293
	Projects Funded by Others	333000-Services	101333300	333.4	N	-	-	-	-	-	-	-
	Projects Funded by Others	334100-Meters	101334110	334.4	N	-	-	-	-	-	-	-
	Projects Funded by Others	334200-Meter Installations	101334210	334.4	N	-	-	-	-	-	-	-
R12-**A1	Mains - New	331001-T&D Mains	101333100	331.4	Y	-	10,505	36,768	57,779	89,294	110,304	87,193
R12-**B1	Mains - Replaced / Restored	331001-T&D Mains	101333100	331.4	Y	82,829	158,465	238,706	350,544	421,574	444,200	453,817
	Mains - Replaced / Restored	333000-Services	101333300	333.4	Y	8,283	15,846	23,871	35,054	42,157	44,420	45,382
	Mains - Replaced / Restored	334100-Meters	101334110	334.4	Y	6,212	11,885	17,903	26,291	31,618	33,315	34,036
	Mains - Replaced / Restored	335000-Hydrants	101333500	335.4	Y	6,212	11,885	17,903	26,291	31,618	33,315	34,036
R12-**C1	Mains - Unscheduled	331001-T&D Mains	101333100	331.4	N	-	-	-	-	-	-	-
R12-**D1	Mains - Relocated	331001-T&D Mains	101333100	331.4	Y	-	4,728	14,182	37,819	84,146	131,418	170,181
	Mains - Relocated	335000-Hydrants	101333500	335.4	Y	-	525	1,576	4,202	9,350	14,602	18,909
R12-**E1	Hydrants, Valves, and Manholes - New	335000-Hydrants	101333500	335.4	N	-	-	-	-	-	-	-
	Hydrants, Valves, and Manholes - New	331001-T&D Mains	101333100	331.4	N	-	-	-	-	-	-	-
R12-**F1	Hydrants, Valves, and Manholes - Replaced	335000-Hydrants	101333500	335.4	N	-	-	-	-	-	-	-
	Hydrants, Valves, and Manholes - Replaced	331001-T&D Mains	101333100	331.4	N	-	-	-	-	-	-	-
R12-**G1	Services and Laterals - New	333000-Services	101333300	333.4	N	-	-	-	-	-	-	-
R12-**H1	Services and Laterals - Replaced	333000-Services	101333300	333.4	N	-	-	-	-	-	-	-
	Services and Laterals - Replaced	334200-Meter Installations	101334210	334.4	N	-	-	-	-	-	-	-
R12-**I1	Meters - New	334100-Meters	101334110	334.4	N	-	-	-	-	-	-	-
R12-**J1	Meters - Replaced	334100-Meters	101334110	334.4	N	-	-	-	-	-	-	-
	Meters - Replaced	334200-Meter Installations	101334210	334.4	N	-	-	-	-	-	-	-
R12-**K1	ITS Equipment and Systems	334100-Meters	101334110	334.4	N	-	-	-	-	-	-	-
R12-**L1	SCADA Equipment and Systems	346190-Remote Control & Instru	101346000	346.5	Y	924,274	894,145	816,218	336,890	363,153	684,811	470,372
R12-**M1	Security Equipment and Systems	304500-Struct & Imp-General	101304500	304.5	N	-	-	-	-	-	-	-
R12-**N1	Offices and Operations Centers	304500-Struct & Imp-General	101304500	304.5	N	-	-	-	-	-	-	-
	Offices and Operations Centers	304100-Struct & Imp-Supply	101304100	304.2	N	-	-	-	-	-	-	-
	Offices and Operations Centers	340100-Office Furniture & Equip	101340110	340.5	N	-	-	-	-	-	-	-
	Offices and Operations Centers	340300-Computer Software	101340310	340.5	N	-	-	-	-	-	-	-
	Offices and Operations Centers	346100-Comm Equip Non-Telephc	101346000	346.5	N	-	-	-	-	-	-	-
	Offices and Operations Centers	347000-Misc Equipment	101347000	347.5	N	-	-	-	-	-	-	-
R12-**O1	Vehicles	341100-Trans Equip Lt Duty Trks	101341000	341.5	N	-	-	-	-	-	-	-
	Vehicles	341200-Trans Equip Hwy Trks	101342000	341.5	N	-	-	-	-	-	-	-
	Vehicles	341300-Trans Equip Auto Car	101343000	341.5	N	-	-	-	-	-	-	-
R12-**P1	Tools and Equipment	343000-Tools,Shop,Garage Equip	101343000	343.5	N	-	-	-	-	-	-	-
R12-**Q1	Process Plant Facilities and Equipment	304300-Struct & Imp-Treatment	101304300	304.3	Y	16,598	93,296	97,708	125,721	178,246	123,620	137,983
	Process Plant Facilities and Equipment	306000-Lake, River & Other Intake	101306000	306.2	Y	6,224	34,986	36,641	47,145	66,842	46,358	51,744
	Process Plant Facilities and Equipment	311000-Pumping Equipment	101311210	311.2	Y	10,374	58,310	61,068	78,576	111,404	77,263	86,239
	Process Plant Facilities and Equipment	320100-Wt Equip Non-Media	101320110	320.3	Y	4,150	23,324	24,427	31,430	44,562	30,905	34,496
	Process Plant Facilities and Equipment	330200-Ground Level Tanks	101330000	330.4	Y	4,150	23,324	24,427	31,430	44,562	30,905	34,496
	Process Plant Facilities and Equipment	344000-Laboratory Equipment	101344000	344.5	Y	-	-	-	-	-	-	-
R12-**S1	Engineering Studies	339600-Other P/E-Cps	101339100	339.1	Y	49,422	32,948	16,474	-	-	8,929	17,859
	Engineering Studies	348000-Other Tangible Property	101348000	348.5	Y	8,722	5,814	2,907	(0)	(0)	1,576	3,151
T12-0102-P	Business Transformation 2010 - 2014	340200-Comp & Periph Equip	101340100	340.5	Y	5,740,156	5,943,239	294,209	294,209	294,209	294,209	294,209

Kentucky American Water Company  
Case No. 2012-00520  
CWIP Balance by Month, September 2012 - December 2014  
Automatically calculated: Prior month balance + Capital Additions - Placed in Service Amounts  
Worksheet: W/P - 1-3

Excel: Exhibits\Rate Base\KY Capital through 12\_31\_14.xlsx|Bal CWIP

FP#	Project Description	JDE / Utility Plant Account	SAP GL Acct	NARUC Account	AFUDC?	Mar-13	Apr-13	May-13	Jun-13	Jul-13	Aug-13	Sep-13
	Business Transformation 2010 - 2014	340300-Computer Software	10134010	340.5	Y	\$ 15,575,022	\$ 13,431,927	\$ 8,927,188	\$ 9,827,138	\$ 11,275,156	\$ 12,652,367	\$ 13,567,755
T12-0103-P	Business Transformation 2010 - 2014	340315-Comp Software Specia	10134010	340.5	Y		(60,809)	(60,809)	(60,809)	(60,809)	(60,809)	(60,809)
I12-020001	New WTP On Pool 3 of Kentucky	331001-T&D Mains	10133100	331.4	N							
I12-020027	Russell Cave Rd Main Extension	330200-Ground Level Tanks	10133000	330.4	N							
I12-020009	US 25 Relocation	331001-T&D Mains	10133100	331.4	N							
	US 25 Relocation	333000-Services	10133300	333.4	N							
	US 25 Relocation	335000-Hydrants	10133500	335.4	N							
I12-020010	Leestown Road	331001-T&D Mains	10133100	331.4	Y	\$ 1,530,556						
	Leestown Road	333000-Services	10133300	333.4	Y	\$ 62,914						
	Leestown Road	335000-Hydrants	10133500	335.4	Y	\$ 31,457						
I12-020025	Pump Efficiency Replacement	311000-Pumping Equipment	10131120	311.2	Y	\$ 810,414						
	Pump Efficiency Replacement	311200-Pump Exp Electric	10131120	311.2	Y	\$ 638,477						
	Pump Efficiency Replacement	339300-Other P/E-Treatment	10133930	339.3	Y	\$ 200,464						
	Pump Efficiency Replacement	346190-Remote Control & Instrum	10134600	346.5	Y	\$ 195,900						
	Pump Efficiency Replacement	347000-Misc Equipment	10134700	347.5	Y	\$ 202,176						
I12-300003	Northern Division Connection	303500-Land & Land Rights-T&D	10130350	303.4	Y	\$ 222,964	\$ 238,646	\$ 254,733	\$ 271,226	\$ 287,502	\$ 303,778	\$ 320,054
	Northern Division Connection	331001-T&D Mains	10133100	331.4	Y	\$ 3,357,603	\$ 4,073,761	\$ 4,808,416	\$ 5,561,598	\$ 6,304,857	\$ 7,048,116	\$ 7,791,375
	Northern Division Connection	311540-Pumping Equipment Td	10131154	311.4	Y	\$ 102,359	\$ 128,496	\$ 155,308	\$ 182,797	\$ 209,923	\$ 237,049	\$ 264,175
	Northern Division Connection	311200-Pump Exp Electric	10131120	311.2	Y	\$ 81,887	\$ 102,797	\$ 124,247	\$ 146,237	\$ 167,938	\$ 189,639	\$ 211,340
	Northern Division Connection	346190-Remote Control & Instrum	10134600	346.5	Y	\$ 20,472	\$ 25,699	\$ 31,062	\$ 36,559	\$ 41,985	\$ 47,410	\$ 52,835
	Northern Division Connection	330100-Elevated Tanks & Standpil	10133000	330.4	Y	\$ 1,023,589	\$ 1,284,961	\$ 1,553,083	\$ 1,827,967	\$ 2,099,229	\$ 2,370,492	\$ 2,641,754
IP-1202-9	Todds and Cleveland Rd Main Extension	331001-T&D Mains	10133100	331.4	Y							
	Todds and Cleveland Rd Main Extension	335000-Hydrants	10133500	335.4	Y							
IP-1202-10	KRS Clearwell Improvements (332)	304300-Struct & Imp-Treatment	10130430	304.3	Y							
IP-1202-11	I-75 Main Extension	331001-T&D Mains	10133100	331.4	Y							
	I-75 Main Extension	335000-Hydrants	10133500	335.4	Y							
IP-1202-13	Greenwich Rd Main Extension	331001-T&D Mains	10133100	331.4	Y							
	Greenwich Rd Main Extension	335000-Hydrants	10133500	335.4	Y							
IP-1202-16	North Upper St Main Replacement (343)	331001-T&D Mains	10133100	331.4	Y							
	North Upper St Main Replacement (343)	333000-Services	10133300	333.4	Y							
	North Upper St Main Replacement (343)	335000-Hydrants	10133500	335.4	Y							
IP-1202-20	KY Major Highway	331001-T&D Mains	10133100	331.4	Y							
	KY Major Highway	333000-Services	10133300	333.4	Y							
	KY Major Highway	335000-Hydrants	10133500	335.4	Y							
IP-1202-23	RRS Carbon and Pre-Chlorine Feed	304300-Struct & Imp-Treatment	10130430	304.3	Y							
	RRS Carbon and Pre-Chlorine Feed	311000-Pumping Equipment	10131120	311.2	Y							
	RRS Carbon and Pre-Chlorine Feed	311200-Pump Exp Electric	10131120	311.2	Y							
	RRS Carbon and Pre-Chlorine Feed	320100-Wt Equip Non-Media	10132010	320.3	Y							
IP-1202-27	KRS Hydrotreater Valve & Flow Meter	334100-Meters	10133410	334.4	Y							
	KRS Hydrotreater Valve & Flow Meter	334200-Meter Installations	10133420	334.4	Y							
	KRS Hydrotreater Valve & Flow Meter	334300-Meter Vaults	10133410	334.4	Y							
IP-1202-39	Pump Efficiency Repl	311000-Pumping Equipment	10131120	311.2	Y							
	Pump Efficiency Repl	311200-Pump Exp Electric	10131120	311.2	Y							
	Pump Efficiency Repl	339300-Other P/E-Treatment	10133930	339.3	Y							
	Pump Efficiency Repl	346190-Remote Control & Instrum	10134600	346.5	Y							
	Pump Efficiency Repl	347000-Misc Equipment	10134700	347.5	Y							

Kentucky American Water Company  
 Case No. 2012-00520  
 CWIP Balance by Month, September 2012 - December 2014  
 Automatically calculates: Prior month balance + Capital Additions - Placed in Service Amounts  
 Worksheet: W/P - 1-3

Excell: Exhibits\Rate Base\Rate Base KY Capital through 12\_31\_14.xlsx|Bal CWIP

FP#	Project Description	JDE / Utility Plant Account	SAP GL Acct	NARUC Account	AFUDC?	Oct-13	Nov-13	Dec-13	Jan-14	Feb-14	Mar-14	Apr-14	May-14
D12-**01-P	Projects Funded by Others	331001-T&D Mains	10133300	331.4	N	332,381	384,563	365,724	233,178	193,818	255,272	283,636	311,545
	Projects Funded by Others	335000-Hydrants	10133500	335.4	N	36,931	42,729	40,636	25,909	21,535	28,364	31,515	34,616
	Projects Funded by Others	333000-Services	10133300	333.4	N	-	-	-	-	-	-	-	-
	Projects Funded by Others	334100-Meters	10133410	334.4	N	-	-	-	-	-	-	-	-
	Projects Funded by Others	334200-Meter Installations	10133420	334.4	N	-	-	-	-	-	-	-	-
R12-**A1	Mains - New	331001-T&D Mains	10133100	331.4	Y	50,403	26,241	21,008	10,503	-	10,505	21,010	36,768
R12-**B1	Mains - Replaced / Restored	331001-T&D Mains	10133100	331.4	Y	394,989	300,218	213,322	89,185	60,809	122,829	161,455	249,697
	Mains - Replaced / Restored	333000-Services	10133300	333.4	Y	39,499	30,022	21,332	8,918	6,081	12,283	16,146	24,970
	Mains - Replaced / Restored	334100-Meters	10133410	334.4	Y	29,624	22,516	15,999	6,689	4,561	9,212	12,109	18,727
	Mains - Replaced / Restored	335000-Hydrants	10133500	335.4	Y	29,624	22,516	15,999	6,689	4,561	9,212	12,109	18,727
R12-**C1	Mains - Unscheduled	331001-T&D Mains	10133100	331.4	N	-	-	-	-	-	-	-	-
R12-**D1	Mains - Relocated	331001-T&D Mains	10133100	331.4	Y	189,090	141,818	69,017	21,744	-	4,728	14,182	23,637
	Mains - Relocated	335000-Hydrants	10133500	335.4	Y	21,010	15,758	7,669	2,416	-	525	1,576	2,626
R12-**E1	Hydrants, Valves, and Manholes - New	335000-Hydrants	10133500	335.4	N	-	-	-	-	-	-	-	-
	Hydrants, Valves, and Manholes - New	331001-T&D Mains	10133100	331.4	N	-	-	-	-	-	-	-	-
R12-**F1	Hydrants, Valves, and Manholes - Replaced	335000-Hydrants	10133500	335.4	N	-	-	-	-	-	-	-	-
	Hydrants, Valves, and Manholes - Replaced	331001-T&D Mains	10133100	331.4	N	-	-	-	-	-	-	-	-
R12-**G1	Services and Laterals - New	333000-Services	10133300	333.4	N	-	-	-	-	-	-	-	-
R12-**H1	Services and Laterals - Replaced	333000-Services	10133300	333.4	N	-	-	-	-	-	-	-	-
	Services and Laterals - Replaced	334200-Meter Installations	10133420	334.4	N	-	-	-	-	-	-	-	-
R12-**I1	Meters - New	334100-Meters	10133410	334.4	N	-	-	-	-	-	-	-	-
R12-**J1	Meters - Replaced	334100-Meters	10133410	334.4	N	-	-	-	-	-	-	-	-
	Meters - Replaced	334200-Meter Installations	10133420	334.4	N	-	-	-	-	-	-	-	-
R12-**K1	ITS Equipment and Systems	334100-Meters	10133410	334.4	N	-	-	-	-	-	-	-	-
R12-**L1	SCADA Equipment and Systems	346190-Remote Control & Instrum	10134600	346.5	Y	567,086	669,578	776,798	750,535	428,877	321,658	230,197	122,978
R12-**M1	Security Equipment and Systems	304500-Struct & Imp-General	10130450	304.5	N	-	-	-	-	-	-	-	-
R12-**N1	Offices and Operations Centers	304500-Struct & Imp-General	10130450	304.5	N	-	-	-	-	-	-	-	-
	Offices and Operations Centers	304100-Office Furniture & Equip	10130410	304.2	N	-	-	-	-	-	-	-	-
	Offices and Operations Centers	340300-Computer Software	10134010	340.5	N	-	-	-	-	-	-	-	-
	Offices and Operations Centers	346100-Comm Equip Non-Telephc	10134600	346.5	N	-	-	-	-	-	-	-	-
	Offices and Operations Centers	347000-Misc Equipment	10134700	347.5	N	-	-	-	-	-	-	-	-
R12-**O1	Vehicles	341100-Trans Equip Lt Duty Trks	10134100	341.5	N	-	-	-	-	-	-	-	-
	Vehicles	341200-Trans Equip Hwy Trks	10134100	341.5	N	-	-	-	-	-	-	-	-
	Vehicles	341300-Trans Equip Auto Car	10134100	341.5	N	-	-	-	-	-	-	-	-
R12-**P1	Tools and Equipment	343000-Tools,Shop,Garage Equip	10134300	343.5	N	-	-	-	-	-	-	-	-
R12-**Q1	Process Plant Facilities and Equipment	304300-Struct & Imp-Treatment	10130430	304.3	Y	159,736	80,241	8,403	-	-	14,707	81,939	127,932
	Process Plant Facilities and Equipment	306000-Lake, River & Other Intake	10130600	306.2	Y	59,901	30,090	3,151	-	-	5,515	30,727	47,975
	Process Plant Facilities and Equipment	311000-Pumping Equipment	10131120	311.2	Y	99,835	50,151	5,252	-	-	9,192	51,212	79,958
	Process Plant Facilities and Equipment	320100-Wt Equip Non-Media	10132010	320.3	Y	39,934	20,060	2,101	-	-	3,677	20,485	31,983
	Process Plant Facilities and Equipment	330200-Ground Level Tanks	10133000	330.4	Y	39,934	20,060	2,101	-	-	3,677	20,485	31,983
	Process Plant Facilities and Equipment	344000-Laboratory Equipment	10134400	344.5	Y	-	-	-	-	-	-	-	-
R12-**S1	Engineering Studies	339600-Other P/E-Cps	10133910	339.1	Y	26,788	35,717	35,717	35,717	26,788	17,859	8,929	-
	Engineering Studies	348000-Other Tangible Property	10134800	348.5	Y	4,727	6,303	6,303	6,303	4,727	3,151	1,576	(0)
T12-0102-P	Business Transformation 2010 - 2014	340200-Comp & Periph Equip	10134010	340.5	Y	294,209	294,209	294,209	294,209	294,209	60,809	60,809	60,809





Kentucky American Water Company  
Case No. 2012-00520  
CWIP Balance by Month, September 2012 - December 2014  
Automatically calculated: Prior month balance + Capital Additions - Placed in Service Amounts  
Worksheet: W/P - 1-3

Excel: Exhibits\Rate Base\Rate Base KY Capital through 12\_31\_14.xlsx\Bal CWIP

FP#	Project Description	JDE / Utility Plant Account	SAP GL Acct	MARUC Account	AFUDC?	2012		2013		2014		Forecast Per. 13-Month Avg
						Jun-14	Jul-14	Oct-Dec 2012 Net Change	Net Change	Net Change	Net Change	
D12-01-P	Projects Funded by Others	331001-T&D Mains	10133100	331.4	N	3,985,200	5,769,198	7,618,315	(14,693,467)	2,200,432	15,575,022	6,851,268
	Projects Funded by Others	335000-Hydrants	10133500	335.4	N	353,863	375,117	(125,313)	83,725	-	255,272	320,095.18
	Projects Funded by Others	333000-Services	10133300	333.4	N	39,318	41,680	(15,633)	9,303	-	28,364	35,566.13
	Projects Funded by Others	334100-Meters	10133410	334.4	N	-	-	(5,037)	-	-	-	-
	Projects Funded by Others	334200-Meter Installations	10133420	334.4	N	-	-	(1,861)	-	-	-	-
	Projects Funded by Others	334200-Meter Installations	10133420	334.4	N	-	-	(34,012)	-	-	-	-
R12-01-A1	Mains - New	331001-T&D Mains	10133100	331.4	Y	57,779	89,294	823,046	(814,130)	4,351	-	46,946.31
R12-01-B1	Mains - Replaced / Restored	331001-T&D Mains	10133100	331.4	Y	367,586	426,942	583,624	(471,902)	(24,747)	82,829	285,124.76
	Mains - Replaced / Restored	333000-Services	10133300	333.4	Y	36,759	42,694	68,522	(47,190)	(2,475)	8,283	28,512.48
	Mains - Replaced / Restored	334100-Meters	10133410	334.4	Y	27,569	32,021	51,392	(35,393)	(1,856)	6,212	21,384.36
	Mains - Replaced / Restored	335000-Hydrants	10133500	335.4	Y	27,569	32,021	48,880	(35,393)	(1,856)	6,212	21,384.36
R12-01-C1	Mains - Unscheduled	331001-T&D Mains	10133100	331.4	N	-	-	-	-	-	-	-
R12-01-D1	Mains - Relocated	331001-T&D Mains	10133100	331.4	Y	66,182	115,346	340,200	(271,184)	1,891	-	79,345.25
	Mains - Relocated	335000-Hydrants	10133500	335.4	Y	7,354	12,816	37,800	(30,132)	210	-	8,816.14
R12-01-E1	Hydrants, Valves, and Manholes - New	335000-Hydrants	10133500	335.4	N	-	-	(12,901)	-	-	-	-
	Hydrants, Valves, and Manholes - New	331001-T&D Mains	10133100	331.4	N	-	-	-	-	-	-	-
R12-01-F1	Hydrants, Valves, and Manholes - Replaced	335000-Hydrants	10133500	335.4	N	-	-	228	-	-	-	-
	Hydrants, Valves, and Manholes - Replaced	331001-T&D Mains	10133100	331.4	N	-	-	-	-	-	-	-
R12-01-G1	Services and Laterals - New	333000-Services	10133300	333.4	N	-	-	-	-	-	-	-
R12-01-H1	Services and Laterals - Replaced	333000-Services	10133300	333.4	N	-	-	(2,609)	-	-	-	-
	Services and Laterals - Replaced	334200-Meter Installations	10133420	334.4	N	-	-	(962)	-	-	-	-
R12-01-I1	Meters - New	334100-Meters	10133410	334.4	N	-	-	(168,382)	-	-	-	-
R12-01-J1	Meters - Replaced	334100-Meters	10133410	334.4	N	-	-	(2,523)	-	-	-	-
	Meters - Replaced	334200-Meter Installations	10133420	334.4	N	-	-	314	-	-	-	-
R12-01-K1	ITS Equipment and Systems	334100-Meters	10133410	334.4	N	-	-	(8,111)	-	-	-	-
R12-01-L1	SCADA Equipment and Systems	346190-Remote Control & Instrum	10134600	346.5	Y	42,021	84,042	602,616	(285,544)	(687,506)	924,274	424,008.15
R12-01-M1	Security Equipment and Systems	304500-Struct & Imp-General	10130450	304.5	N	-	-	-	-	-	-	-
R12-01-N1	Offices and Operations Centers	304500-Struct & Imp-General	10130450	304.5	N	-	-	(68,165)	-	-	-	-
	Offices and Operations Centers	304100-Struct & Imp-Supply	10130410	304.2	N	-	-	(7,489)	-	-	-	-
	Offices and Operations Centers	340100-Office Furniture & Equip	10134010	340.5	N	-	-	(131,066)	-	-	-	-
	Offices and Operations Centers	340300-Computer Software	10134010	340.5	N	-	-	(7,894)	-	-	-	-
	Offices and Operations Centers	346100-Comm Equip Non-Telephc	10134600	346.5	N	-	-	(93,467)	-	-	-	-
	Offices and Operations Centers	347000-Misc Equipment	10134700	347.5	N	-	-	(12,332)	-	-	-	-
R12-01-O1	Vehicles	341100-Trans Equip Lt Duty Trks	10134100	341.5	N	-	-	206	-	-	-	-
	Vehicles	341200-Trans Equip Hwy Duty Trks	10134100	341.5	N	-	-	-	-	-	-	-
	Vehicles	341300-Trans Equip Auto Car	10134100	341.5	N	-	-	162	-	-	-	-
R12-01-P1	Tools and Equipment	343000-Tools,Shop,Garage Equip	10134300	343.5	N	-	-	-	-	-	-	-
R12-01-Q1	Process Plant Facilities and Equipment	304300-Struct & Imp-Treatment	10130430	304.3	Y	142,639	156,949	205,699	(197,296)	48,403	16,598	93,261.26
	Process Plant Facilities and Equipment	306000-Lake, River & Other Intake	10130600	306.2	Y	53,490	58,856	75,643	(73,986)	18,151	6,224	34,972.97
	Process Plant Facilities and Equipment	320100-Pumping Equipment	10132010	320.2	Y	89,150	98,093	113,819	(123,310)	30,252	10,374	58,288.29
	Process Plant Facilities and Equipment	320100-Wt Equip Non-Media	10132010	320.3	Y	35,660	39,237	51,425	(49,324)	12,101	4,150	23,315.32
	Process Plant Facilities and Equipment	330200-Ground Level Tanks	10133000	330.4	Y	35,660	39,237	(152,278)	(49,324)	12,101	4,150	23,315.32
	Process Plant Facilities and Equipment	344000-Laboratory Equipment	10134400	344.5	Y	-	-	(7,157)	-	-	-	-
R12-01-S1	Engineering Studies	339600-Other P/E-Cps	10133910	339.1	Y	-	-	49,422	(413,982)	-	49,422	16,484.77
	Engineering Studies	348000-Other Tangible Property	10134800	348.5	Y	(0)	(0)	8,722	(230,238)	-	8,722	2,909.08
T12-0102-P	Business Transformation 2010 - 2014	340200-Comp & Periph Equip	10134010	340.5	Y	60,809	60,809	1,084,978	(4,563,205)	(233,400)	5,740,156	204,440.18

Kentucky American Water Company  
Case No. 2012-00520  
CWIP Balance by Month, September 2012 - December 2014  
Automatically calculated: Prior month balance + Capital Additions - Placed in Service Amounts  
Worksheet: W/P - 1-3

Excel :	Exhibits\Rate Base\Rate Base KY Capital through 12_31_14.xlsx\Bal CWIP	AFUC?	AFU \$	2012		2013		2014		Base Per. as of 31-Mar-13	Forecast Per. 13-Month Avg Jul-13 - Jul-14
				Jun-14	Jul-14	Oct-Dec 2012	Net Change	Net Change	Net Change		
FP#	Project Description	JDE / Utility Plant Account	SAP GL Acct	NARUC Account	2012	2013	2014	2014	2014	2014	2014
	Business Transformation 2010 - 2014	340300-Computer Software	10134010	340.5	\$ 3,985,200	\$ 5,769,198	\$ 7,618,315	\$ (14,693,467)	\$ 2,200,432	\$ 15,575,022	\$ 6,851,268
T12-0103-P	Business Transformation 2010 - 2014	340315-Comp Software Specia	10134010	340.5	\$ (60,809)	\$ (60,809)	\$ (140,874)	\$ (206,417)	\$ -	\$ (57,447)	\$ (60,809.41)
I12-020001	New WTP On Pool 3 of Kentucky	331001-T&D Mains	10133100	331.4	\$ -	\$ -	\$ (5,484)	\$ -	\$ -	\$ -	\$ -
I12-020027	Russell Cave Rd Main Extension	330200-Ground Level Tanks	10133000	330.4	\$ -	\$ -	\$ (553,227)	\$ -	\$ -	\$ -	\$ -
I12-020009	US 25 Relocation	331001-T&D Mains	10133100	331.4	\$ -	\$ -	\$ -	\$ -	\$ -	\$ -	\$ -
	US 25 Relocation	333000-Services	10133300	333.4	\$ -	\$ -	\$ -	\$ -	\$ -	\$ -	\$ -
	US 25 Relocation	335000-Hydrants	10133500	335.4	\$ -	\$ -	\$ -	\$ -	\$ -	\$ -	\$ -
I12-020010	Leestown Road	331001-T&D Mains	10133100	331.4	\$ -	\$ -	\$ 322,267	\$ (1,318,056)	\$ -	\$ 1,530,556	\$ -
	Leestown Road	333000-Services	10133300	333.4	\$ -	\$ -	\$ 37,914	\$ (37,914)	\$ -	\$ 62,914	\$ -
	Leestown Road	335000-Hydrants	10133500	335.4	\$ -	\$ -	\$ 18,957	\$ (18,957)	\$ -	\$ 31,457	\$ -
I12-020025	Pump Efficiency Replacement	311000-Pumping Equipment	10131120	311.2	\$ -	\$ -	\$ 596,396	\$ (627,775)	\$ -	\$ 810,414	\$ -
	Pump Efficiency Replacement	311200-Pump Exp Electric	10131120	311.2	\$ -	\$ -	\$ 447,297	\$ (501,498)	\$ -	\$ 638,477	\$ -
	Pump Efficiency Replacement	339300-Other P/E-Treatment	10133930	339.3	\$ -	\$ -	\$ 149,099	\$ (154,804)	\$ -	\$ 200,464	\$ -
	Pump Efficiency Replacement	346190-Remote Control & Instrum	10134600	346.5	\$ -	\$ -	\$ 149,099	\$ (150,240)	\$ -	\$ 195,900	\$ -
	Pump Efficiency Replacement	347000-Misc Equipment	10134700	347.5	\$ -	\$ -	\$ 149,099	\$ (156,516)	\$ -	\$ 202,176	\$ -
I12-300003	Northern Division Connection	303500-Land & Land Rights-T&D	10130350	303.4	\$ -	\$ -	\$ 48,124	\$ (209,673)	\$ -	\$ 222,964	\$ 122,826.37
	Northern Division Connection	331001-T&D Mains	10133100	331.4	\$ -	\$ -	\$ 2,197,665	\$ (2,750,634)	\$ -	\$ 3,357,603	\$ 2,984,297.53
	Northern Division Connection	311540-Pumping Equipment Td	10131154	311.4	\$ -	\$ -	\$ 80,207	\$ (80,207)	\$ -	\$ 102,359	\$ 101,153.91
	Northern Division Connection	311200-Pump Exp Electric	10131120	311.2	\$ -	\$ -	\$ 64,165	\$ (64,165)	\$ -	\$ 81,887	\$ 80,923.13
	Northern Division Connection	346190-Remote Control & Instrum	10134600	346.5	\$ -	\$ -	\$ 16,041	\$ (16,041)	\$ -	\$ 20,472	\$ 20,230.78
	Northern Division Connection	330100-Elevated Tanks & Standpil	10133000	330.4	\$ -	\$ -	\$ 802,067	\$ (802,067)	\$ -	\$ 1,023,589	\$ 1,011,539.13
IP-1202-9	Todds and Cleveland Rd Main Extension	331001-T&D Mains	10133100	331.4	\$ 381,409	\$ 645,121	\$ -	\$ -	\$ -	\$ -	\$ 161,518.95
	Todds and Cleveland Rd Main Extension	335000-Hydrants	10133500	335.4	\$ 9,780	\$ 16,542	\$ -	\$ -	\$ -	\$ -	\$ 4,141.51
IP-1202-10	KRS Clearwell Improvements (332)	304300-Struct & Imp-Treatment	10130430	304.3	\$ 327,735	\$ 597,800	\$ -	\$ -	\$ 3,000,000	\$ -	\$ 121,193.69
IP-1202-11	I-75 Main Extension	331001-T&D Mains	10133100	331.4	\$ 308,874	\$ 571,929	\$ -	\$ -	\$ -	\$ -	\$ 109,196.93
	I-75 Main Extension	335000-Hydrants	10133500	335.4	\$ 7,920	\$ 14,665	\$ -	\$ -	\$ -	\$ -	\$ 2,799.92
IP-1202-13	Greenwich Rd Main Extension	331001-T&D Mains	10133100	331.4	\$ 483,063	\$ 721,747	\$ -	\$ -	\$ -	\$ -	\$ 141,264.68
	Greenwich Rd Main Extension	335000-Hydrants	10133500	335.4	\$ 12,386	\$ 18,506	\$ -	\$ -	\$ -	\$ -	\$ 3,622.17
IP-1202-16	North Upper St Main Replacement (343)	331001-T&D Mains	10133100	331.4	\$ 335,340	\$ 515,064	\$ -	\$ -	\$ -	\$ -	\$ 103,363.28
	North Upper St Main Replacement (343)	333000-Services	10133300	333.4	\$ 38,325	\$ 58,864	\$ -	\$ -	\$ -	\$ -	\$ 11,812.95
	North Upper St Main Replacement (343)	335000-Hydrants	10133500	335.4	\$ 9,581	\$ 14,716	\$ -	\$ -	\$ -	\$ -	\$ 2,953.24
IP-1202-20	KY Major Highway	331001-T&D Mains	10133100	331.4	\$ 200,819	\$ 321,302	\$ -	\$ -	\$ -	\$ -	\$ 76,688.84
	KY Major Highway	333000-Services	10133300	333.4	\$ 22,951	\$ 36,720	\$ -	\$ -	\$ -	\$ -	\$ 8,764.44
	KY Major Highway	335000-Hydrants	10133500	335.4	\$ 5,738	\$ 9,180	\$ -	\$ -	\$ -	\$ -	\$ 2,191.11
IP-1202-23	RFS Carbon and Pre-Chlorine Feed	304300-Struct & Imp-Treatment	10130430	304.3	\$ 21,899	\$ 50,539	\$ -	\$ -	\$ 4,962	\$ -	\$ 8,447.26
	RFS Carbon and Pre-Chlorine Feed	311000-Pumping Equipment	10131120	311.2	\$ 21,899	\$ 50,539	\$ -	\$ -	\$ 4,962	\$ -	\$ 8,447.26
	RFS Carbon and Pre-Chlorine Feed	311200-Pump Exp Electric	10131120	311.2	\$ 21,899	\$ 50,539	\$ -	\$ -	\$ 4,962	\$ -	\$ 8,447.26
	RFS Carbon and Pre-Chlorine Feed	320100-Wt Equip Non-Media	10132010	320.3	\$ 43,797	\$ 101,079	\$ -	\$ -	\$ 9,925	\$ -	\$ 16,894.52
IP-1202-27	KRS Hydrotreater Valve & Flow Meter	334100-Meters	10133410	334.4	\$ 50,466	\$ -	\$ -	\$ -	\$ -	\$ -	\$ 7,550.33
	KRS Hydrotreater Valve & Flow Meter	334200-Meter Installations	10133420	334.4	\$ 36,047	\$ -	\$ -	\$ -	\$ -	\$ -	\$ 5,393.10
	KRS Hydrotreater Valve & Flow Meter	334300-Meter Vaults	10133410	334.4	\$ 57,676	\$ -	\$ -	\$ -	\$ -	\$ -	\$ 8,628.95
IP-1202-39	Pump Efficiency Repl	311000-Pumping Equipment	10131120	311.2	\$ 82,000	\$ 132,000	\$ -	\$ -	\$ -	\$ -	\$ 19,846.15
	Pump Efficiency Repl	311200-Pump Exp Electric	10131120	311.2	\$ 61,500	\$ 99,000	\$ -	\$ -	\$ -	\$ -	\$ 14,884.62
	Pump Efficiency Repl	339300-Other P/E-Treatment	10133930	339.3	\$ 20,500	\$ 33,000	\$ -	\$ -	\$ -	\$ -	\$ 4,961.54
	Pump Efficiency Repl	346190-Remote Control & Instrum	10134600	346.5	\$ 20,500	\$ 33,000	\$ -	\$ -	\$ -	\$ -	\$ 4,961.54
	Pump Efficiency Repl	347000-Misc Equipment	10134700	347.5	\$ 20,500	\$ 33,000	\$ -	\$ -	\$ -	\$ -	\$ 4,961.54

Kentucky American Water Company  
 Case No. 2012-00520  
 Capital In-Servicing Activity by Month, September 2012 - December 2014  
 Per In-Service Date or Assumed Months in Construction  
 W/P - 1-1 and W/P - 1-3  
 Excel: Exhibit\Rate Base\Rate Base KY Capital through 12\_31\_14.xlsx\Actv PlacedInServ

Total Placed In Service:

Line #	FP#	Project Description	JDE / Utility Plant Account	SAP GL Account	NARUC Account	AFUDC Y/N	In-Service Date or # Months Construction	Water CWIP Bal Fwd	Total Placed In Service					
									Oct-12	Nov-12	Dec-12	Jan-13	Feb-13	Mar-13
1	D12-01-P	Projects Funded by Others	331001-T&D Mains	10133100	331.4	N	2	\$ 407,312	\$ 1,609,136	\$ 1,939,260	\$ 3,511,267	\$ 1,264,968	\$ 2,613,525	\$ 1,589,311
2		Projects Funded by Others	335000-Hydrants	10133500	335.4	N	2	\$ 46,967		\$ 18,317	\$ 18,290	\$ 13,043	\$ 75,636	\$ 8,404
3		Projects Funded by Others	333000-Valves	10133300	333.4	N	2	\$ 55,037		\$ 1,861	\$ 1,861	\$ -	\$ -	\$ -
4		Projects Funded by Others	334100-Meters	10133410	334.4	N	2	\$ 34,012		\$ 34,012	\$ -	\$ -	\$ -	\$ -
5		Projects Funded by Others	334200-Meter Installations	10133420	334.4	N	2	\$ 34,012		\$ 34,012	\$ -	\$ -	\$ -	\$ -
6	R12-01-A1	Mains - New	331001-T&D Mains	10133100	331.4	Y	2	\$ 12,092		\$ 63,008	\$ 150,988	\$ 684,150	\$ -	\$ -
8		Mains - Replaced / Restored	331001-T&D Mains	10133100	331.4	Y	2	\$ 101,600		\$ 260,878	\$ 222,990	\$ 462,234	\$ 5,364	\$ 5,364
9	R12-01-B1	Mains - Replaced / Restored	333000-Valves	10133300	333.4	Y	2	\$ 26,088		\$ 26,088	\$ 22,299	\$ 46,223	\$ 536	\$ 536
10		Mains - Replaced / Restored	334100-Meters	10133410	334.4	Y	2	\$ 19,566		\$ 19,566	\$ 16,724	\$ 34,668	\$ 402	\$ 402
11		Mains - Replaced / Restored	335000-Hydrants	10133500	335.4	Y	2	\$ 2,512		\$ 19,566	\$ 16,724	\$ 34,668	\$ 402	\$ 402
12		Mains - Replaced / Restored	331001-T&D Mains	10133100	331.4	N	1	\$ -	\$ 25,261	\$ 20,428	\$ 32,275	\$ 21,162	\$ 21,010	\$ 34,768
13		Mains - Unscheduled	331001-T&D Mains	10133100	331.4	N	1	\$ -	\$ -	\$ -	\$ -	\$ 90,000	\$ 250,200	\$ -
14	R12-01-D1	Mains - Relocated	331001-T&D Mains	10133100	331.4	Y	2	\$ -	\$ -	\$ -	\$ -	\$ 10,000	\$ 27,800	\$ -
15		Mains - Relocated	335000-Hydrants	10133500	335.4	Y	2	\$ -	\$ -	\$ -	\$ -	\$ -	\$ -	\$ -
16		Mains - Relocated	335000-Hydrants	10133500	335.4	Y	2	\$ -	\$ -	\$ -	\$ -	\$ -	\$ -	\$ -
17		Mains - Relocated	335000-Hydrants	10133500	335.4	Y	2	\$ -	\$ -	\$ -	\$ -	\$ -	\$ -	\$ -
18		Hydrants, Valves, and Manholes - New	335000-Hydrants	10133500	335.4	N	1	\$ 12,901	\$ 26,245	\$ 8,599	\$ 6,738	\$ -	\$ 3,152	\$ 6,303
19	R12-01-E1	Hydrants, Valves, and Manholes - New	331001-T&D Mains	10133100	331.4	N	1	\$ -	\$ 8,896	\$ 5,733	\$ 4,492	\$ -	\$ 2,101	\$ 4,202
20		Hydrants, Valves, and Manholes - Replaced	335000-Hydrants	10133500	335.4	N	1	\$ (228)	\$ (2,383)	\$ (3,383)	\$ (3,435)	\$ 10,715	\$ 10,715	\$ 20,170
21	R12-01-F1	Hydrants, Valves, and Manholes - Replaced	331001-T&D Mains	10133100	331.4	N	1	\$ -	\$ (1,415)	\$ (2,255)	\$ (2,290)	\$ 7,144	\$ 7,144	\$ 13,447
22		Services and Laterals - New	333000-Valves	10133300	333.4	N	1	\$ -	\$ 103,881	\$ 105,830	\$ 85,268	\$ 69,333	\$ 73,535	\$ 93,495
23		Services and Laterals - Replaced	333000-Valves	10133300	333.4	N	1	\$ 2,609	\$ 83,950	\$ 69,371	\$ 90,886	\$ 64,040	\$ 79,798	\$ 89,555
24	R12-01-H1	Services and Laterals - Replaced	334200-Meter Installations	10133420	334.4	N	1	\$ 962	\$ 962	\$ -	\$ -	\$ -	\$ -	\$ -
25		Meters - New	334100-Meters	10133410	334.4	N	1	\$ 168,382	\$ 272,768	\$ 93,880	\$ 111,581	\$ 24,267	\$ 25,737	\$ 31,620
26		Meters - Replaced	334100-Meters	10133410	334.4	N	1	\$ 2,523	\$ 493,490	\$ 460,866	\$ 1,431,975	\$ 15,758	\$ 309,855	\$ 81,939
27	R12-01-I1	Meters - Replaced	334200-Meter Installations	10133420	334.4	N	1	\$ (314)	\$ (314)	\$ -	\$ -	\$ -	\$ -	\$ -
28		IT'S Equipment and Systems	334100-Meters	10133410	334.4	N	1	\$ 8,111	\$ 26,431	\$ 53,320	\$ 113,320	\$ -	\$ -	\$ 16,000
29	R12-01-K1	SCADA Equipment and Systems	346190-Remote Control & Instrum	10134600	346.5	Y	6	\$ 459,726	\$ -	\$ -	\$ -	\$ -	\$ -	\$ 459,726
30		Security Equipment and Systems	304500-Struct & Imp-General	10130450	304.5	N	1	\$ -	\$ 3,502	\$ 14,007	\$ 3,502	\$ -	\$ -	\$ -
31	R12-01-M1	Offices and Operations Centers	304500-Struct & Imp-General	10130450	304.5	N	1	\$ 68,165	\$ 12,716	\$ 44,551	\$ (5,449)	\$ -	\$ -	\$ -
32		Offices and Operations Centers	304100-Struct & Imp-Supply	10130410	304.2	N	1	\$ 7,489	\$ -	\$ -	\$ -	\$ -	\$ -	\$ -
33		Offices and Operations Centers	340100-Office Furniture & Equip	10134010	340.5	N	1	\$ 131,066	\$ 131,066	\$ -	\$ -	\$ -	\$ -	\$ -
34		Offices and Operations Centers	340300-Computer Software	10134010	340.5	N	1	\$ 7,894	\$ -	\$ -	\$ -	\$ -	\$ -	\$ -
35	R12-01-N1	Offices and Operations Centers	346100-Comm Equip Non-Telepho	10134600	346.5	N	1	\$ 93,467	\$ 93,467	\$ -	\$ -	\$ -	\$ -	\$ -
36		Offices and Operations Centers	347000-Misc Equipment	10134700	347.5	N	1	\$ 12,332	\$ -	\$ -	\$ -	\$ -	\$ -	\$ -
37	R12-01-O1	Vehicles	341100-Trans Equip Lt Duty Trks	10134100	341.5	N	1	\$ (206)	\$ 34,171	\$ 10,121	\$ 23,321	\$ -	\$ -	\$ -
38		Vehicles	341200-Trans Equip Hwy Duty Trks	10134100	341.5	N	1	\$ -	\$ 34,377	\$ 10,121	\$ 23,321	\$ -	\$ -	\$ -
39		Vehicles	341300-Trans Equip Auto Car	10134100	341.5	N	1	\$ (162)	\$ 35,256	\$ 10,428	\$ 24,028	\$ -	\$ -	\$ -
40	R12-01-P1	Tools and Equipment	343000-Tools,Shop,Garage Equip	10134300	343.5	N	1	\$ -	\$ 5,669	\$ 59,128	\$ 89,128	\$ -	\$ 10,505	\$ 13,655
41		Process Plant Facilities and Equipment	304300-Struct & Imp-Treatment	10130430	304.3	Y	2	\$ -	\$ -	\$ -	\$ 124,502	\$ 106,502	\$ 99,196	\$ -
42	R12-01-Q1	Process Plant Facilities and Equipment	306000-Lake, River & Other Intake	10130600	306.2	Y	2	\$ 1,494	\$ 46,688	\$ 14,944	\$ 46,688	\$ 39,938	\$ 37,199	\$ -
43		Process Plant Facilities and Equipment	311000-Pumping Equipment	10131120	311.2	Y	2	\$ 14,743	\$ 77,814	\$ 14,743	\$ 77,814	\$ 66,564	\$ 61,998	\$ -
44		Process Plant Facilities and Equipment	320100-Wt Equip Non-Media	10132010	320.3	Y	2	\$ -	\$ -	\$ -	\$ 31,126	\$ 26,626	\$ 24,799	\$ -
45		Process Plant Facilities and Equipment	330200-Ground Level Tanks	10133000	330.4	Y	2	\$ 203,702	\$ 203,702	\$ 31,126	\$ 26,626	\$ 24,799	\$ 24,799	\$ -
46		Process Plant Facilities and Equipment	344000-Laboratory Equipment	10134400	344.5	Y	2	\$ 7,157	\$ 7,157	\$ -	\$ -	\$ -	\$ -	\$ -
47		Engineering Studies	339600-Other P/E Cps	10133910	339.1	Y	6	\$ 400,277	\$ -	\$ -	\$ -	\$ -	\$ -	\$ 400,277
48	R12-01-S1	Engineering Studies	348000-Other Tangible Property	10134800	348.5	Y	6	\$ 227,819	\$ -	\$ -	\$ -	\$ -	\$ -	\$ 227,819
49		Business Transformation 2010 - 2014	340315-Comp Software Specia	10134010	340.5	Y	5/1/2013	\$ -	\$ -	\$ -	\$ -	\$ -	\$ -	\$ -
50	T12-0102-P	Business Transformation 2010 - 2014	340315-Comp Software Specia	10134010	340.5	Y	5/1/2013	\$ 3,772,437	\$ -	\$ -	\$ -	\$ -	\$ -	\$ -











Kentucky American Water Company

Case No. 2012-00520  
Capital In-Servicing Activity by Month, September 2012 - December 2014

Per In-Service Date or Assumed Months in Construction

Worksheet #: W/P - 1-1 and W/P - 1-3

Excel: Exhibit\Rate Base\12\_31\_14.xlsx\Actv PlacedInServ

Total Placed In Service: \$ 1,327,303 \$ 1,4729,191 \$ 983,041 \$ 1,314,549 \$ 1,003,916 \$ 1,113,975 \$ 1,515,194

Line #	FP#	x	Project Description	JDE / Utility Plant Account	SAP GL Account	NARUC Account	AFUDC Y/N	x	In-Service Date or # Months Construction	Nov-13	Dec-13	Jan-14	Feb-14	Mar-14	Apr-14	May-14
66	T12-0103-P		Business Transformation 2010 - 2014	340315-Comp Software Specia	10134010	340.5	Y		5/1/2013							
67	I12-020001	331001-T&D Mains	New WTP On Pool 3 of Kentucky	10133100	331.4	N			9/20/2010				1,314,549	1,003,916	1,113,975	1,515,194
68	I12-020027	330200-Ground Level Tanks	Russell Cave Rd Main Extension	10133000	330.4	N			7/15/2012							
69	I12-020009	331001-T&D Mains	US 25 Relocation	10133100	331.4	N			7/30/2012							
70	I12-020009	333000-Services	US 25 Relocation	10133300	333.4	N			7/30/2012							
71	I12-020009	335000-Hydrants	US 25 Relocation	10133500	335.4	N			7/30/2012							
72	I12-020010	331001-T&D Mains	Leestown Road	10133100	331.4	Y			4/15/2013							
73	I12-020010	333000-Services	Leestown Road	10133300	333.4	Y			4/15/2013							
74	I12-020010	335000-Hydrants	Leestown Road	10133500	335.4	Y			4/15/2013							
75	I12-020025	311000-Pumping Equipment	Pump Efficiency Replacement	10131120	311.2	Y			4/15/2013							
76	I12-020025	311200-Pump Equip Electric	Pump Efficiency Replacement	10131120	311.2	Y			4/15/2013							
77	I12-020025	339300-Other P/E-Treatment	Pump Efficiency Replacement	10133930	339.3	Y			4/15/2013							
78	I12-020025	346190-Remote Control & Instrum	Pump Efficiency Replacement	10134600	346.5	Y			4/15/2013							
79	I12-020025	347000-Misc Equipment	Pump Efficiency Replacement	10134700	347.5	Y			4/15/2013							
80	I12-300003	303500-Land & Land Rights-T&D	Northern Division Connection	10130350	303.4	Y			12/28/2013							
81	I12-300003	331001-T&D Mains	Northern Division Connection	10133100	331.4	Y			12/28/2013							
82	I12-300003	311540-Pumping Equipment Td	Northern Division Connection	10131154	311.4	Y			12/28/2013							
83	I12-300003	311200-Pump Equip Electric	Northern Division Connection	10131120	311.2	Y			12/28/2013							
84	I12-300003	346190-Remote Control & Instrum	Northern Division Connection	10134600	346.5	Y			12/28/2013							
85	I12-300003	330100-Elevated Tanks & Standpip	Northern Division Connection	10133000	330.4	Y			12/28/2013							
86	IP-1202-9	331001-T&D Mains	Todd's and Cleveland Rd Main Extension	10133100	331.4	Y			11/15/2014							
87	IP-1202-9	335000-Hydrants	Todd's and Cleveland Rd Main Extension	10133500	335.4	Y			11/15/2014							
88	IP-1202-10	304300-Struct & Imp-Treatment	KRS Clearwell Improvements (332)	10130430	304.3	Y			6/15/2015							
89	IP-1202-11	331001-T&D Mains	I-75 Main Extension	10133100	331.4	Y			11/15/2014							
90	IP-1202-11	335000-Hydrants	I-75 Main Extension	10133500	335.4	Y			11/15/2014							
91	IP-1202-13	331001-T&D Mains	Greenwich Rd Main Extension	10133100	331.4	Y			10/15/2014							
92	IP-1202-13	335000-Hydrants	Greenwich Rd Main Extension	10133500	335.4	Y			10/15/2014							
93	IP-1202-16	331001-T&D Mains	North Upper St Main Replacement (343)	10133100	331.4	Y			12/15/2014							
94	IP-1202-16	333000-Services	North Upper St Main Replacement (343)	10133300	333.4	Y			12/15/2014							
95	IP-1202-16	335000-Hydrants	North Upper St Main Replacement (343)	10133500	335.4	Y			12/15/2014							
96	IP-1202-20	331001-T&D Mains	KY Major Highway	10133100	331.4	Y			12/15/2014							
97	IP-1202-20	333000-Services	KY Major Highway	10133300	333.4	Y			12/15/2014							
98	IP-1202-20	335000-Hydrants	KY Major Highway	10133500	335.4	Y			12/15/2014							
99	IP-1202-23	304300-Struct & Imp-Treatment	RRS Carbon and Pre-Chlorine Feed	10130430	304.3	Y			9/15/2014							
100	IP-1202-23	311000-Pumping Equipment	RRS Carbon and Pre-Chlorine Feed	10131120	311.2	Y			9/15/2014							
101	IP-1202-23	311200-Pump Equip Electric	RRS Carbon and Pre-Chlorine Feed	10131120	311.2	Y			9/15/2014							
102	IP-1202-23	320100-Wt Equip Non-Media	RRS Carbon and Pre-Chlorine Feed	10132010	320.3	Y			9/15/2014							
103	IP-1202-27	334100-Meters	KRS Hydrotreater Valve & Flow Meter	10133410	334.4	Y			7/30/2014							
104	IP-1202-27	334200-Meter Installations	KRS Hydrotreater Valve & Flow Meter	10133420	334.4	Y			7/30/2014							
105	IP-1202-27	334300-Meter Vaults	KRS Hydrotreater Valve & Flow Meter	10133410	334.4	Y			7/30/2014							
106	IP-1202-39	311000-Pumping Equipment	Pump Efficiency Repl	10131120	311.2	Y			9/25/2014							
107	IP-1202-39	311200-Pump Equip Electric	Pump Efficiency Repl	10131120	311.2	Y			9/25/2014							
108	IP-1202-39	339300-Other P/E-Treatment	Pump Efficiency Repl	10133930	339.3	Y			9/25/2014							
109	IP-1202-39	346190-Remote Control & Instrum	Pump Efficiency Repl	10134600	346.5	Y			9/25/2014							
110	IP-1202-39	347000-Misc Equipment	Pump Efficiency Repl	10134700	347.5	Y			9/25/2014							



Kentucky American Water Company

Case No. 2012-00520  
 Capital In-Servicing Activity by Month, September 2012 - December 2014

Per In-Service Date or Assumed Months in Construction

Worksheet #: W/P - 1-1 and W/P - 1-3

Excel: Exhibit\Rate Base\Rate Base KY Capital through 12\_31\_14.xlsx\Actv PlacedInServ

Line #	FP#	Project Description	JDE / Utility Plant Account	SAP GL Account	NARUC Account	AFUDC Y/N	In-Service Date or # Months Construction	Jun-14		Oct-Dec 12		2013		2014	
								Total Placed In Service: \$	In-Service	Total Placed In Service: \$	In-Service	Total Placed In Service: \$	In-Service	Total Placed In Service: \$	In-Service
66	T12-0103-P	Business Transformation 2010 - 2014	340315-Comp Software Specia	10134010	340.5	Y	5/1/2013	\$	\$	\$	\$	\$	\$	\$	\$
67	I12-020001	New WTP On Pool 3 of Kentucky	331001-T&D Mains	10133100	331.4	N	9/20/2010	\$	\$	\$	\$	\$	\$	\$	\$
68	I12-020027	Russell Cave Rd Main Extension	330200-Ground Level Tanks	10133000	330.4	N	7/15/2012	\$	\$	\$	\$	\$	\$	\$	\$
69	I12-020009	US 25 Relocation	331001-T&D Mains	10133100	331.4	N	7/30/2012	\$	\$	\$	\$	\$	\$	\$	\$
70	I12-020009	US 25 Relocation	333000-Services	10133300	333.4	N	7/30/2012	\$	\$	\$	\$	\$	\$	\$	\$
71	I12-020009	US 25 Relocation	335000-Hydrants	10133500	335.4	N	7/30/2012	\$	\$	\$	\$	\$	\$	\$	\$
72	I12-020010	Leestown Road	331001-T&D Mains	10133100	331.4	Y	4/15/2013	\$	\$	\$	\$	\$	\$	\$	\$
73	I12-020010	Leestown Road	333000-Services	10133300	333.4	Y	4/15/2013	\$	\$	\$	\$	\$	\$	\$	\$
74	I12-020010	Leestown Road	335000-Hydrants	10133500	335.4	Y	4/15/2013	\$	\$	\$	\$	\$	\$	\$	\$
75	I12-020025	Pump Efficiency Replacement	311000-Pumping Equipment	10131120	311.2	Y	4/15/2013	\$	\$	\$	\$	\$	\$	\$	\$
76	I12-020025	Pump Efficiency Replacement	311200-Pump Equip Electric	10131120	311.2	Y	4/15/2013	\$	\$	\$	\$	\$	\$	\$	\$
77	I12-020025	Pump Efficiency Replacement	339300-Other P/E-Treatment	10133930	339.3	Y	4/15/2013	\$	\$	\$	\$	\$	\$	\$	\$
78	I12-020025	Pump Efficiency Replacement	346190-Remote Control & Instrum	10134600	346.5	Y	4/15/2013	\$	\$	\$	\$	\$	\$	\$	\$
79	I12-020025	Pump Efficiency Replacement	347000-Misc Equipment	10134700	347.5	Y	4/15/2013	\$	\$	\$	\$	\$	\$	\$	\$
80	I12-300003	Northern Division Connection	303500-Land & Land Rights-T&D	10130350	303.4	Y	12/28/2013	\$	\$	\$	\$	\$	\$	\$	\$
81	I12-300003	Northern Division Connection	331001-T&D Mains	10133100	331.4	Y	12/28/2013	\$	\$	\$	\$	\$	\$	\$	\$
82	I12-300003	Northern Division Connection	311500-Pumping Equipment Td	10131150	311.4	Y	12/28/2013	\$	\$	\$	\$	\$	\$	\$	\$
83	I12-300003	Northern Division Connection	311200-Pump Equip Electric	10131120	311.2	Y	12/28/2013	\$	\$	\$	\$	\$	\$	\$	\$
84	I12-300003	Northern Division Connection	346190-Remote Control & Instrum	10134600	346.5	Y	12/28/2013	\$	\$	\$	\$	\$	\$	\$	\$
85	I12-300003	Northern Division Connection	330100-Elevated Tanks & Standpip	10133000	330.4	Y	12/28/2013	\$	\$	\$	\$	\$	\$	\$	\$
86	IP-1202-9	Todds and Cleveland Rd Main Extension	331001-T&D Mains	10133100	331.4	Y	11/15/2014	\$	\$	\$	\$	\$	\$	\$	\$
87	IP-1202-9	Todds and Cleveland Rd Main Extension	335000-Hydrants	10133500	335.4	Y	11/15/2014	\$	\$	\$	\$	\$	\$	\$	\$
88	IP-1202-10	KRS Clearwell Improvements (332)	304300-Struct & Imp-Treatment	10130430	304.3	Y	6/15/2015	\$	\$	\$	\$	\$	\$	\$	\$
89	IP-1202-11	I-75 Main Extension	331001-T&D Mains	10133100	331.4	Y	11/15/2014	\$	\$	\$	\$	\$	\$	\$	\$
90	IP-1202-11	I-75 Main Extension	335000-Hydrants	10133500	335.4	Y	11/15/2014	\$	\$	\$	\$	\$	\$	\$	\$
91	IP-1202-13	Greenwich Rd Main Extension	331001-T&D Mains	10133100	331.4	Y	10/15/2014	\$	\$	\$	\$	\$	\$	\$	\$
92	IP-1202-13	Greenwich Rd Main Extension	335000-Hydrants	10133500	335.4	Y	10/15/2014	\$	\$	\$	\$	\$	\$	\$	\$
93	IP-1202-16	North Upper St Main Replacement (343)	331001-T&D Mains	10133100	331.4	Y	12/15/2014	\$	\$	\$	\$	\$	\$	\$	\$
94	IP-1202-16	North Upper St Main Replacement (343)	333000-Services	10133300	333.4	Y	12/15/2014	\$	\$	\$	\$	\$	\$	\$	\$
95	IP-1202-16	North Upper St Main Replacement (343)	335000-Hydrants	10133500	335.4	Y	12/15/2014	\$	\$	\$	\$	\$	\$	\$	\$
96	IP-1202-20	KY Major Highway	331001-T&D Mains	10133100	331.4	Y	12/15/2014	\$	\$	\$	\$	\$	\$	\$	\$
97	IP-1202-20	KY Major Highway	333000-Services	10133300	333.4	Y	12/15/2014	\$	\$	\$	\$	\$	\$	\$	\$
98	IP-1202-20	KY Major Highway	335000-Hydrants	10133500	335.4	Y	12/15/2014	\$	\$	\$	\$	\$	\$	\$	\$
99	IP-1202-23	RRS Carbon and Pre-Chlorine Feed	304300-Struct & Imp-Treatment	10130430	304.3	Y	9/15/2014	\$	\$	\$	\$	\$	\$	\$	\$
100	IP-1202-23	RRS Carbon and Pre-Chlorine Feed	311000-Pumping Equipment	10131120	311.2	Y	9/15/2014	\$	\$	\$	\$	\$	\$	\$	\$
101	IP-1202-23	RRS Carbon and Pre-Chlorine Feed	311200-Pump Equip Electric	10131120	311.2	Y	9/15/2014	\$	\$	\$	\$	\$	\$	\$	\$
102	IP-1202-23	RRS Carbon and Pre-Chlorine Feed	320100-Wt Equip Non-Media	10132010	320.3	Y	9/15/2014	\$	\$	\$	\$	\$	\$	\$	\$
103	IP-1202-27	KRS Hydrotreater Valve & Flow Meter	334100-Meters	10133410	334.4	Y	7/30/2014	\$	\$	\$	\$	\$	\$	\$	\$
104	IP-1202-27	KRS Hydrotreater Valve & Flow Meter	334200-Meter Installations	10133420	334.4	Y	7/30/2014	\$	\$	\$	\$	\$	\$	\$	\$
105	IP-1202-27	KRS Hydrotreater Valve & Flow Meter	334300-Meter Vaults	10133410	334.4	Y	7/30/2014	\$	\$	\$	\$	\$	\$	\$	\$
106	IP-1202-39	Pump Efficiency Repl	311000-Pumping Equipment	10131120	311.2	Y	9/25/2014	\$	\$	\$	\$	\$	\$	\$	\$
107	IP-1202-39	Pump Efficiency Repl	311200-Pump Equip Electric	10131120	311.2	Y	9/25/2014	\$	\$	\$	\$	\$	\$	\$	\$
108	IP-1202-39	Pump Efficiency Repl	339300-Other P/E-Treatment	10133930	339.3	Y	9/25/2014	\$	\$	\$	\$	\$	\$	\$	\$
109	IP-1202-39	Pump Efficiency Repl	346190-Remote Control & Instrum	10134600	346.5	Y	9/25/2014	\$	\$	\$	\$	\$	\$	\$	\$
110	IP-1202-39	Pump Efficiency Repl	347000-Misc Equipment	10134700	347.5	Y	9/25/2014	\$	\$	\$	\$	\$	\$	\$	\$

Total Placed In Service: \$ 1,469,171 \$ 1,863,542 \$ 7,059,663 \$ 42,068,725 \$ 24,221,401

Line #	F#	Project Description	JDE / Utility Plant Account	SAP GL Account	NARUC Account	AFUDC Y/N	IP In-Service Date Non-IP Months in Construc	Water CWIP Bal Fwd Sep-12	Total Capital Additions					May-13		
									Oct-12	Nov-12	Dec-12	Jan-13	Feb-13		Mar-13	Apr-13
1	D12-***01-P	Projects Funded by Others	331001-T&D Mains	10133100	331.4	N	2	\$ 407,312	\$ 164,849	\$ 164,613	\$ 117,387	\$ 75,636	\$ 118,182	\$ 137,091	\$ 146,545	\$ 156,000
2		Projects Funded by Others	335000-Hydrants	10133500	335.4	N	2	\$ 46,967	\$ 18,317	\$ 13,043	\$ 13,043	\$ 8,404	\$ 13,131	\$ 15,232	\$ 16,283	\$ 17,333
3		Projects Funded by Others	333000-Services	10133300	333.4	N	2	\$ 55,037	\$ -	\$ -	\$ -	\$ -	\$ -	\$ -	\$ -	\$ -
4		Projects Funded by Others	334100-Meters	10133410	334.4	N	2	\$ 1,861	\$ -	\$ -	\$ -	\$ -	\$ -	\$ -	\$ -	\$ -
5		Projects Funded by Others	334200-Meter Installations	10133420	334.4	N	2	\$ 34,012	\$ -	\$ -	\$ -	\$ -	\$ -	\$ -	\$ -	\$ -
6	R12-***A1	Mains - New	331001-T&D Mains	10133100	331.4	Y	2	\$ 12,092	\$ 63,008	\$ 150,988	\$ 684,150	\$ -	\$ -	\$ -	\$ 10,505	\$ 26,263
8		Mains - Replaced / Restored	331001-T&D Mains	10133100	331.4	Y	2	\$ 101,600	\$ 260,878	\$ 222,990	\$ 462,234	\$ 5,364	\$ 12,606	\$ 70,222	\$ 88,242	\$ 150,464
10	R12-***B1	Mains - Replaced / Restored	333000-Services	10133300	333.4	Y	2	\$ 26,088	\$ 22,299	\$ 46,223	\$ 536	\$ 1,261	\$ 7,022	\$ 8,824	\$ 15,046	\$ -
11		Mains - Replaced / Restored	10133410-Meters	10133410	334.4	Y	2	\$ 19,566	\$ 16,724	\$ 34,668	\$ 402	\$ 945	\$ 5,267	\$ 6,618	\$ 11,285	\$ -
12		Mains - Replaced / Restored	335000-Hydrants	10133500	335.4	Y	2	\$ 2,512	\$ 19,566	\$ 16,724	\$ 34,668	\$ 402	\$ 945	\$ 5,267	\$ 6,618	\$ 11,285
13		Mains - Unscheduled	331001-T&D Mains	10133100	331.4	N	1	\$ -	\$ 25,261	\$ 20,428	\$ 32,275	\$ 21,162	\$ 21,010	\$ 34,768	\$ 14,707	\$ 21,010
15		Mains - Relocated	331001-T&D Mains	10133100	331.4	Y	2	\$ -	\$ -	\$ 90,000	\$ 250,200	\$ -	\$ -	\$ -	\$ 4,728	\$ 9,455
17	R12-***D1	Mains - Relocated	335000-Hydrants	10133500	335.4	Y	2	\$ -	\$ -	\$ 10,000	\$ 27,800	\$ -	\$ -	\$ -	\$ 525	\$ 1,051
18		Hydrants, Valves, and Manholes - New	10133500-Hydrants	10133500	335.4	N	1	\$ 12,901	\$ 13,344	\$ 8,599	\$ 6,738	\$ -	\$ 3,152	\$ 6,303	\$ 13,552	\$ 15,758
19	R12-***E1	Hydrants, Valves, and Manholes - New	331001-T&D Mains	10133100	331.4	N	1	\$ -	\$ 8,896	\$ 5,733	\$ 4,492	\$ -	\$ 2,101	\$ 4,202	\$ 9,034	\$ 10,505
21		Hydrants, Valves, and Manholes - Repla	335000-Hydrants	10133500	335.4	N	1	\$ (228)	\$ (2,123)	\$ (3,383)	\$ (3,435)	\$ 10,715	\$ 10,715	\$ 20,170	\$ 10,085	\$ 10,085
22	R12-***F1	Hydrants, Valves, and Manholes - Repla	331001-T&D Mains	10133100	331.4	N	1	\$ -	\$ (1,415)	\$ (2,255)	\$ (2,290)	\$ 7,144	\$ 7,144	\$ 13,447	\$ 6,724	\$ 6,724
23		Services and Laterals - New	333000-Services	10133300	333.4	N	1	\$ -	\$ 103,881	\$ 105,830	\$ 85,268	\$ 69,333	\$ 73,535	\$ 93,495	\$ 95,324	\$ 101,623
25	R12-***G1	Services and Laterals - Replaced	333000-Services	10133300	333.4	N	1	\$ 2,609	\$ 81,340	\$ 69,371	\$ 90,886	\$ 64,040	\$ 79,798	\$ 89,555	\$ 86,654	\$ 93,071
26		Services and Laterals - Replaced	334200-Meter Installations	10133420	334.4	N	1	\$ 962	\$ -	\$ -	\$ -	\$ -	\$ -	\$ -	\$ -	\$ -
28		Meters - New	334100-Meters	10133410	334.4	N	1	\$ 168,382	\$ 104,386	\$ 93,880	\$ 111,581	\$ 24,267	\$ 25,737	\$ 31,620	\$ 48,639	\$ 59,879
31		Meters - Replaced	334100-Meters	10133410	334.4	N	1	\$ 2,523	\$ 490,967	\$ 460,866	\$ 1,431,975	\$ 15,758	\$ 309,855	\$ 81,939	\$ 459,594	\$ 576,443
32	R12-***J1	Meters - Replaced	334200-Meter Installations	10133420	334.4	N	1	\$ (314)	\$ -	\$ -	\$ -	\$ -	\$ -	\$ -	\$ -	\$ -
33		ITS Equipment and Systems	334100-Meters	10133410	334.4	N	1	\$ 8,111	\$ 18,320	\$ 53,320	\$ 113,320	\$ -	\$ -	\$ 16,000	\$ 112,227	\$ 70,703
34	R12-***K1	SCADA Equipment and Systems	346190-Remote Control & Instru	10134600	346.5	Y	6	\$ 459,726	\$ 40,634	\$ 82,654	\$ 479,328	\$ -	\$ -	\$ 321,658	\$ 10,505	\$ 4,727
35		Security Equipment and Systems	304500-Struct & Imp-General	10130450	304.5	N	1	\$ -	\$ 3,502	\$ 14,007	\$ 3,502	\$ -	\$ -	\$ -	\$ -	\$ -
37	R12-***M1	Offices and Operations Centers	304500-Struct & Imp-General	10130450	304.5	N	1	\$ 68,165	\$ (55,449)	\$ 44,551	\$ (5,449)	\$ -	\$ -	\$ -	\$ -	\$ 21,010
38		Offices and Operations Centers	304100-Office Furniture & Equip	10134010	340.5	N	1	\$ 131,066	\$ -	\$ -	\$ -	\$ -	\$ -	\$ -	\$ -	\$ -
39		Offices and Operations Centers	340300-Computer Software	10134010	340.5	N	1	\$ 7,894	\$ -	\$ -	\$ -	\$ -	\$ -	\$ -	\$ -	\$ -
40		Offices and Operations Centers	346100-Comm Equip Non-Teleph	10134600	346.5	N	1	\$ 93,467	\$ -	\$ -	\$ -	\$ -	\$ -	\$ -	\$ -	\$ -
41		Offices and Operations Centers	347000-Misc Equipment	10134700	347.5	N	1	\$ 12,332	\$ -	\$ -	\$ -	\$ -	\$ -	\$ -	\$ -	\$ -
42	R12-***O1	Vehicles	341100-Trans Equip Lt Duty Trks	10134100	341.5	N	1	\$ (206)	\$ 34,377	\$ 10,121	\$ 23,321	\$ -	\$ -	\$ -	\$ -	\$ 17,333
43		Vehicles	341200-Trans Equip Hwy Duty Trk	10134100	341.5	N	1	\$ -	\$ 34,377	\$ 10,121	\$ 23,321	\$ -	\$ -	\$ -	\$ -	\$ 17,333
44		Vehicles	341300-Trans Equip Auto Car	10134100	341.5	N	1	\$ (162)	\$ 35,418	\$ 10,428	\$ 24,028	\$ -	\$ -	\$ -	\$ -	\$ 17,859
45		Tools and Equipment	343000-Tools,Shop, Garage Equip	10134300	343.5	N	1	\$ -	\$ 5,669	\$ 59,128	\$ 89,128	\$ -	\$ 10,505	\$ 47,273	\$ 47,273	\$ 115,555
46	R12-***Q1	Process Plant Facilities and Equipment	304300-Struct & Imp-Treatment	10130430	304.3	Y	2	\$ -	\$ 124,502	\$ 106,502	\$ 99,196	\$ -	\$ -	\$ 16,598	\$ 76,698	\$ 21,010
47		Process Plant Facilities and Equipment	306000-Lake, River & Other Intak	10130600	306.2	Y	2	\$ 1,494	\$ 46,688	\$ 39,938	\$ 37,199	\$ -	\$ 6,224	\$ 28,762	\$ 7,879	\$ 13,133
48		Process Plant Facilities and Equipment	311000-Pumping Equipment	10131120	311.2	Y	2	\$ 14,743	\$ 77,814	\$ 66,564	\$ 61,998	\$ -	\$ -	\$ 10,374	\$ 47,936	\$ 13,133
49		Process Plant Facilities and Equipment	320100-Wt Equip Non-Media	10132010	320.3	Y	2	\$ -	\$ 31,126	\$ 26,626	\$ 24,799	\$ -	\$ -	\$ 4,150	\$ 19,175	\$ 5,258
50		Process Plant Facilities and Equipment	330200-Ground Level Tanks	10133000	330.4	Y	2	\$ 203,702	\$ 31,126	\$ 26,626	\$ 24,799	\$ -	\$ -	\$ 4,150	\$ 19,175	\$ 5,258
51		Process Plant Facilities and Equipment	340000-Laboratory Equipment	10134000	344.5	Y	2	\$ 7,157	\$ -	\$ -	\$ -	\$ -	\$ -	\$ -	\$ -	\$ -
52	R12-***S1	Engineering Studies	339600-Other P/E-Cps	10133910	339.1	Y	6	\$ 400,277	\$ 16,474	\$ 16,474	\$ 16,474	\$ -	\$ -	\$ -	\$ -	\$ -
53		Engineering Studies	348000-Other Tangible Property	10134800	348.5	Y	6	\$ 227,819	\$ 2,907	\$ 2,907	\$ 2,907	\$ -	\$ -	\$ -	\$ -	\$ -











Kentucky American Water Company  
Case No. 2012-00520  
Capital Addition Activity by Month, September 2012 - December 2014  
Worksheet #: W/P - 1-3  
Excel Reference: Exhibits\Rate Base\Rate Base KY Capital through 12\_31\_14.xlsx\Actv Cap\Addtn

Line #	FP#	Project Description	JDE / Utility Plant Account	SAP GL Account	NARUC Account	May-14	Jun-14	Jul-14	Sep-Dec 2012	2013 Additions	2014 Additions
66						\$ 2,034,918	\$ 2,668,441	\$ 3,647,540	\$ 14,677,978	\$ 27,375,257	\$ 26,421,833
67	T12-0103-P	Business Transformation 2010 - 2014	340315-Comp Software Specia	10134010	340.5	\$ -	\$ -	\$ -	\$ 39,602	\$ 43,382	\$ -
68						\$ -	\$ -	\$ -	\$ -	\$ -	\$ -
69	I12-020001	New WTP On Pool 3 of Kentucky	331001-T&D Mains	10133100	331.4	\$ -	\$ -	\$ -	\$ 18,410	\$ -	\$ -
70						\$ -	\$ -	\$ -	\$ -	\$ -	\$ -
71	I12-020027	Russell Cave Rd Main Extension	330200-Ground Level Tanks	10133000	330.4	\$ -	\$ -	\$ -	\$ (44,080)	\$ -	\$ -
72						\$ -	\$ -	\$ -	\$ -	\$ -	\$ -
73	I12-020009	US 25 Relocation	331001-T&D Mains	10133100	331.4	\$ -	\$ -	\$ -	\$ 135,184	\$ -	\$ -
74						\$ -	\$ -	\$ -	\$ 16,898	\$ -	\$ -
75						\$ -	\$ -	\$ -	\$ 16,898	\$ -	\$ -
76						\$ -	\$ -	\$ -	\$ -	\$ -	\$ -
77	I12-020010	Leestown Road	331001-T&D Mains	10133100	331.4	\$ -	\$ -	\$ -	\$ 322,267	\$ 374,000	\$ -
78						\$ -	\$ -	\$ -	\$ 37,914	\$ 44,000	\$ -
79						\$ -	\$ -	\$ -	\$ 18,957	\$ 22,000	\$ -
80						\$ -	\$ -	\$ -	\$ -	\$ -	\$ -
81	I12-020025	Pump Efficiency Replacement	311000-Pumping Equipment	10131120	311.2	\$ -	\$ -	\$ -	\$ 596,396	\$ 332,639	\$ -
82						\$ -	\$ -	\$ -	\$ 447,297	\$ 249,479	\$ -
83						\$ -	\$ -	\$ -	\$ -	\$ -	\$ -
84						\$ -	\$ -	\$ -	\$ 149,099	\$ 83,160	\$ -
85						\$ -	\$ -	\$ -	\$ 149,099	\$ 83,160	\$ -
86						\$ -	\$ -	\$ -	\$ 149,099	\$ 83,160	\$ -
87	I12-300003	Northern Division Connection	303500-Land & Land Rights-T&D	10130350	303.4	\$ -	\$ -	\$ -	\$ 48,124	\$ 146,907	\$ 6,283
88						\$ -	\$ -	\$ -	\$ 2,197,665	\$ 6,708,751	\$ 286,936
89						\$ -	\$ -	\$ -	\$ 80,207	\$ 244,845	\$ 10,472
90						\$ -	\$ -	\$ -	\$ 64,165	\$ 195,876	\$ 8,378
91						\$ -	\$ -	\$ -	\$ 16,041	\$ 48,969	\$ 2,094
92						\$ -	\$ -	\$ -	\$ 802,067	\$ 2,448,449	\$ 104,721
93						\$ -	\$ -	\$ -	\$ -	\$ -	\$ -
94	IP-1202-9	Todds and Cleveland Rd Main Extension	331001-T&D Mains	10133100	331.4	\$ 2,074	\$ 57,831	\$ 263,712	\$ -	\$ -	\$ 2,340,000
95						\$ 53	\$ 1,483	\$ 6,762	\$ -	\$ -	\$ 60,000
96						\$ -	\$ -	\$ -	\$ -	\$ -	\$ -
97	IP-1202-10	KRS Clearwell Improvements (832)	304300-Struct & Imp-Treatment	10130430	304.3	\$ 20,100	\$ 58,907	\$ 270,065	\$ -	\$ -	\$ 3,000,000
98						\$ -	\$ -	\$ -	\$ -	\$ -	\$ -
99	IP-1202-11	I-75 Main Extension	331001-T&D Mains	10133100	331.4	\$ 35,917	\$ 132,601	\$ 263,055	\$ -	\$ -	\$ 1,950,000
100						\$ 921	\$ 3,400	\$ 6,745	\$ -	\$ -	\$ 50,000
101						\$ -	\$ -	\$ -	\$ -	\$ -	\$ -
102	IP-1202-13	Greenwich Rd Main Extension	331001-T&D Mains	10133100	331.4	\$ 108,011	\$ 237,150	\$ 238,684	\$ -	\$ -	\$ 1,267,500
103						\$ 2,770	\$ 6,081	\$ 6,120	\$ -	\$ -	\$ 32,500
104						\$ -	\$ -	\$ -	\$ -	\$ -	\$ -
105	IP-1202-16	North Upper St Main Replacement	3343331001-T&D Mains	10133100	331.4	\$ 92,864	\$ 141,922	\$ 179,723	\$ -	\$ -	\$ 1,312,747
106						\$ 10,613	\$ 16,220	\$ 20,540	\$ -	\$ -	\$ 150,028
107						\$ 2,653	\$ 4,055	\$ 5,135	\$ -	\$ -	\$ 37,507
108						\$ -	\$ -	\$ -	\$ -	\$ -	\$ -
109	IP-1202-20	KY Major Highway	331001-T&D Mains	10133100	331.4	\$ 960	\$ 50,993	\$ 120,483	\$ -	\$ -	\$ 875,000
110						\$ 110	\$ 5,828	\$ 13,770	\$ -	\$ -	\$ 100,000
111						\$ 27	\$ 1,457	\$ 3,442	\$ -	\$ -	\$ 25,000
112						\$ -	\$ -	\$ -	\$ -	\$ -	\$ -
113	IP-1202-23	RRS Carbon and Pre-Chlorine Feed	304300-Struct & Imp-Treatment	10130430	304.3	\$ 69	\$ 11,146	\$ 28,641	\$ -	\$ -	\$ 100,000
114						\$ 69	\$ 11,146	\$ 28,641	\$ -	\$ -	\$ 100,000
115						\$ 69	\$ 11,146	\$ 28,641	\$ -	\$ -	\$ 100,000
116						\$ 138	\$ 22,292	\$ 57,282	\$ -	\$ -	\$ 200,000
117						\$ -	\$ -	\$ -	\$ -	\$ -	\$ -
118	IP-1202-27	KRS Hydrotreater Valve & Flow Meter	334100-Meters	10133410	334.4	\$ 9,616	\$ 28,748	\$ 28,723	\$ -	\$ -	\$ 87,500
119						\$ 6,869	\$ 20,534	\$ 20,517	\$ -	\$ -	\$ 62,500
120						\$ 10,990	\$ 32,855	\$ 32,826	\$ -	\$ -	\$ 100,000
121						\$ -	\$ -	\$ -	\$ -	\$ -	\$ -
122	IP-1202-39	Pump Efficiency Repl	311000-Pumping Equipment	10131120	311.2	\$ 20,000	\$ 50,000	\$ 50,000	\$ -	\$ -	\$ 183,146
123						\$ 15,000	\$ 37,500	\$ 37,500	\$ -	\$ -	\$ 137,360
124						\$ 5,000	\$ 12,500	\$ 12,500	\$ -	\$ -	\$ 45,787
125						\$ 5,000	\$ 12,500	\$ 12,500	\$ -	\$ -	\$ 45,787
126						\$ 5,000	\$ 12,500	\$ 12,500	\$ -	\$ -	\$ 45,787
127						\$ -	\$ -	\$ -	\$ -	\$ -	\$ -







Kentucky American Water Company  
Case No. 2012-00520  
AFUDC Rate (Approved Case No. 2010-00036 til Jul. 2013 & Proposed Aug. 2013 on):  
7.74% 7.74% 7.74% 8.20% 8.20% 8.20% 8.20% 8.20% 8.20% 8.20%

AFUDC Activity by Month, September 2012 - December 2014  
Automatically calculates: For Projects Deemed AFUDC Eligible, Prior Month CWIP Balance x Annual AFUDC Rate / 12  
Worksheet: W/P - 1-4

JDE Account	FP#	Project Description	JDE / Utility Plant Account	SAP GL Account	NARUC Account	AFUDC?	Mos Till In-Svc In-Service Date	May-13	Jun-13	Jul-13	Aug-13	Sep-13	Oct-13	Nov-13	Dec-13
331001	D12-**01P	Projects Funded by Others	331001-T&D Mains	10133100	331.4	N	2	\$ -	\$ -	\$ -	\$ -	\$ -	\$ -	\$ -	\$ -
335000		Projects Funded by Others	335000-Hydrants	10133500	335.4	N	2	\$ -	\$ -	\$ -	\$ -	\$ -	\$ -	\$ -	\$ -
333000		Projects Funded by Others	333000-Services	10133300	333.4	N	2	\$ -	\$ -	\$ -	\$ -	\$ -	\$ -	\$ -	\$ -
334100		Projects Funded by Others	334100-Meters	10133410	334.4	N	2	\$ -	\$ -	\$ -	\$ -	\$ -	\$ -	\$ -	\$ -
334200		Projects Funded by Others	334200-Meter Installations	10133420	334.4	N	2	\$ -	\$ -	\$ -	\$ -	\$ -	\$ -	\$ -	\$ -
331001	R12-**A1	Mains - New	331001-T&D Mains	10133100	331.4	Y	2	\$ 237	\$ 373	\$ 576	\$ 754	\$ 596	\$ 344	\$ 179	\$ 144
331001	R12-**B1	Mains - Replaced / Restored	331001-T&D Mains	10133100	331.4	Y	2	\$ 1,540	\$ 2,261	\$ 2,719	\$ 3,035	\$ 3,101	\$ 2,699	\$ 2,051	\$ 1,458
333000		Mains - Replaced / Restored	333000-Services	10133300	333.4	Y	2	\$ 154	\$ 226	\$ 272	\$ 304	\$ 310	\$ 270	\$ 205	\$ 146
334100		Mains - Replaced / Restored	334100-Meters	10133410	334.4	Y	2	\$ 115	\$ 170	\$ 204	\$ 228	\$ 233	\$ 202	\$ 154	\$ 109
335000		Mains - Replaced / Restored	335000-Hydrants	10133500	335.4	Y	2	\$ 115	\$ 170	\$ 204	\$ 228	\$ 233	\$ 202	\$ 154	\$ 109
331001	R12-**C1	Mains - Unscheduled	331001-T&D Mains	10133100	331.4	N	1	\$ -	\$ -	\$ -	\$ -	\$ -	\$ -	\$ -	\$ -
331001	R12-**D1	Mains - Relocated	331001-T&D Mains	10133100	331.4	Y	2	\$ 91	\$ 244	\$ 543	\$ 898	\$ 1,163	\$ 1,292	\$ 969	\$ 472
335000		Mains - Relocated	335000-Hydrants	10133500	335.4	Y	2	\$ 10	\$ 27	\$ 60	\$ 100	\$ 129	\$ 144	\$ 108	\$ 52
335000	R12-**E1	Hydrants, Valves, and Manholes - New	335000-Hydrants	10133500	335.4	N	1	\$ -	\$ -	\$ -	\$ -	\$ -	\$ -	\$ -	\$ -
331001		Hydrants, Valves, and Manholes - New	331001-T&D Mains	10133100	331.4	N	1	\$ -	\$ -	\$ -	\$ -	\$ -	\$ -	\$ -	\$ -
335000	R12-**F1	Hydrants, Valves, and Manholes - Replac	335000-Hydrants	10133500	335.4	N	1	\$ -	\$ -	\$ -	\$ -	\$ -	\$ -	\$ -	\$ -
331001		Hydrants, Valves, and Manholes - Replac	331001-T&D Mains	10133100	331.4	N	1	\$ -	\$ -	\$ -	\$ -	\$ -	\$ -	\$ -	\$ -
333000	R12-**G1	Services and Laterals - New	333000-Services	10133300	333.4	N	1	\$ -	\$ -	\$ -	\$ -	\$ -	\$ -	\$ -	\$ -
333000	R12-**H1	Services and Laterals - Replaced	333000-Services	10133300	333.4	N	1	\$ -	\$ -	\$ -	\$ -	\$ -	\$ -	\$ -	\$ -
334200		Services and Laterals - Replaced	334200-Meter Installations	10133420	334.4	N	1	\$ -	\$ -	\$ -	\$ -	\$ -	\$ -	\$ -	\$ -
334100	R12-**I1	Meters - New	334100-Meters	10133410	334.4	N	1	\$ -	\$ -	\$ -	\$ -	\$ -	\$ -	\$ -	\$ -
334100	R12-**J1	Meters - Replaced	334100-Meters	10133410	334.4	N	1	\$ -	\$ -	\$ -	\$ -	\$ -	\$ -	\$ -	\$ -
334200		Meters - Replaced	334200-Meter Installations	10133420	334.4	N	1	\$ -	\$ -	\$ -	\$ -	\$ -	\$ -	\$ -	\$ -
334100	R12-**K1	ITS Equipment and Systems	334100-Meters	10133410	334.4	N	1	\$ -	\$ -	\$ -	\$ -	\$ -	\$ -	\$ -	\$ -
346190	R12-**L1	SCADA Equipment and Systems	346190-Remote Control & Ir	10134600	346.5	Y	6	\$ 5,265	\$ 2,173	\$ 2,342	\$ 4,680	\$ 3,214	\$ 3,875	\$ 4,575	\$ 5,308
304500	R12-**M1	Security Equipment and Systems	304500-Struct & Imp-Gener	10130450	304.5	N	1	\$ -	\$ -	\$ -	\$ -	\$ -	\$ -	\$ -	\$ -
304500	R12-**N1	Offices and Operations Centers	304500-Struct & Imp-Gener	10130450	304.5	N	1	\$ -	\$ -	\$ -	\$ -	\$ -	\$ -	\$ -	\$ -
304100		Offices and Operations Centers	304100-Struct & Imp-Supply	10130410	304.2	N	1	\$ -	\$ -	\$ -	\$ -	\$ -	\$ -	\$ -	\$ -
340100		Offices and Operations Centers	340100-Office Furniture & E	10134010	340.5	N	1	\$ -	\$ -	\$ -	\$ -	\$ -	\$ -	\$ -	\$ -
340300		Offices and Operations Centers	340300-Computer Software	10134010	340.5	N	1	\$ -	\$ -	\$ -	\$ -	\$ -	\$ -	\$ -	\$ -
346100		Offices and Operations Centers	346100-Comm Equip Non-T	10134600	346.5	N	1	\$ -	\$ -	\$ -	\$ -	\$ -	\$ -	\$ -	\$ -
347000		Offices and Operations Centers	347000-Misc Equipment	10134700	347.5	N	1	\$ -	\$ -	\$ -	\$ -	\$ -	\$ -	\$ -	\$ -
341100	R12-**O1	Vehicles	341100-Trans Equip Lt Duty	10134100	341.5	N	1	\$ -	\$ -	\$ -	\$ -	\$ -	\$ -	\$ -	\$ -
341200		Vehicles	341200-Trans Equip Hwy Dut	10134100	341.5	N	1	\$ -	\$ -	\$ -	\$ -	\$ -	\$ -	\$ -	\$ -
341300		Vehicles	341300-Trans Equip Auto Ca	10134100	341.5	N	1	\$ -	\$ -	\$ -	\$ -	\$ -	\$ -	\$ -	\$ -
343000	R12-**P1	Tools and Equipment	343000-Tools,Shop,Garage f	10134300	343.5	N	1	\$ -	\$ -	\$ -	\$ -	\$ -	\$ -	\$ -	\$ -
304300	R12-**Q1	Process Plant Facilities and Equipment	304300-Struct & Imp-Treatn	10130430	304.3	Y	2	\$ 630	\$ 811	\$ 1,150	\$ 845	\$ 943	\$ 1,092	\$ 548	\$ 57
306000		Process Plant Facilities and Equipment	306000-Lake, River & Other	10130600	306.2	Y	2	\$ 236	\$ 304	\$ 431	\$ 317	\$ 354	\$ 409	\$ 206	\$ 22
311000		Process Plant Facilities and Equipment	311000-Pumping Equipment	10131120	311.2	Y	2	\$ 394	\$ 507	\$ 719	\$ 528	\$ 589	\$ 682	\$ 343	\$ 36
320100		Process Plant Facilities and Equipment	320100-Wt Equip Non-Medi	10132010	320.3	Y	2	\$ 158	\$ 203	\$ 287	\$ 211	\$ 236	\$ 273	\$ 137	\$ 14
330200		Process Plant Facilities and Equipment	330200-Ground Level Tanks	10133000	330.4	Y	2	\$ 158	\$ 203	\$ 287	\$ 211	\$ 236	\$ 273	\$ 137	\$ 14
344000		Process Plant Facilities and Equipment	344000-Laboratory Equipme	10134400	344.5	Y	2	\$ -	\$ -	\$ -	\$ -	\$ -	\$ -	\$ -	\$ -

AFUDC Begin Balance & Activity: \$ 82,085 \$ 88,570 \$ 96,478 \$ 100,367 \$ 8,229  
Additional Equity Gross Up: \$ 31,738 \$ 34,245 \$ 37,303 \$ 38,806 \$ 3,182

Kentucky American Water Company  
Case No. 2012-00520  
AFUDC Rate (Approved Case No. 2010-00036 tl Jul. 2013 & Proposed Aug. 2013 on):  
AFUDC Activity by Month, September 2012 - December 2014  
Automatically calculates: For Projects Deemed AFUDC Eligible, Prior Month CWIP Balance x Annual AFUDC Rate / 12  
Worksheet: W/P - 1-4

7.74% 7.74% 7.74% 8.20% 8.20% 8.20% 8.20% 8.20% 8.20%

JDE Account	FF#	Project Description	JDE / Utility Plant Account	SAP GL Account	NARUC Account	AFUDC?	Mos Till In-Svc In-Service Date	May-13	Jun-13	Jul-13	Aug-13	Sep-13	Oct-13	Nov-13	Dec-13
339600	R12-**51	Engineering Studies	339600-Other P/E Cps	10133910	339.1	Y	6	\$ 106	\$ -	\$ -	\$ -	\$ -	\$ -	\$ -	\$ -
348000		Engineering Studies	348000-Other Tangible Prof	10134800	348.5	Y	6	\$ 19	\$ (0)	\$ (0)	\$ 11	\$ 22	\$ 32	\$ 43	\$ 43
340200	T12-0102-P	Business Transformation 2010 - 2014	340200-Comp & Periph Equi	10134010	340.5	Y	5/1/2013	\$ 1,898	\$ -	\$ -	\$ -	\$ -	\$ -	\$ -	\$ -
340300		Business Transformation 2010 - 2014	340300-Computer Software	10134010	340.5	Y	5/1/2013	\$ -	\$ -	\$ -	\$ -	\$ -	\$ -	\$ -	\$ -
340315	T12-0103-P	Business Transformation 2010 - 2014	340315-Comp Software Spe	10134010	340.5	N	8/1/2012	\$ -	\$ -	\$ -	\$ -	\$ -	\$ -	\$ -	\$ -
331001	I12-020001	New WTP On Pool 3 of Kentucky	331001-T&D Mains	10133100	331.4	N	9/20/2010	\$ -	\$ -	\$ -	\$ -	\$ -	\$ -	\$ -	\$ -
330200	I12-020027	Russell Cave Rd Main Extension	330200-Ground Level Tanks	10133000	330.4	Y	7/15/2012	\$ -	\$ -	\$ -	\$ -	\$ -	\$ -	\$ -	\$ -
331001	I12-020009	US 25 Relocation	331001-T&D Mains	10133100	331.4	N	7/30/2012	\$ -	\$ -	\$ -	\$ -	\$ -	\$ -	\$ -	\$ -
333000		US 25 Relocation	333000-Hydrants	10133300	333.4	N	7/30/2012	\$ -	\$ -	\$ -	\$ -	\$ -	\$ -	\$ -	\$ -
335000		US 25 Relocation	335000-Services	10133500	335.4	N	7/30/2012	\$ -	\$ -	\$ -	\$ -	\$ -	\$ -	\$ -	\$ -
331001	I12-020010	Leestown Road	331001-T&D Mains	10133100	331.4	Y	4/15/2013	\$ -	\$ -	\$ -	\$ -	\$ -	\$ -	\$ -	\$ -
333000		Leestown Road	333000-Services	10133300	333.4	Y	4/15/2013	\$ -	\$ -	\$ -	\$ -	\$ -	\$ -	\$ -	\$ -
335000		Leestown Road	335000-Hydrants	10133500	335.4	Y	4/15/2013	\$ -	\$ -	\$ -	\$ -	\$ -	\$ -	\$ -	\$ -
311000	I12-020025	Pump Efficiency Replacement	311000-Pumping Equipment	10131120	311.2	Y	4/15/2013	\$ -	\$ -	\$ -	\$ -	\$ -	\$ -	\$ -	\$ -
311200		Pump Efficiency Replacement	311200-Pump Equip Electric	10131120	311.2	Y	4/15/2013	\$ -	\$ -	\$ -	\$ -	\$ -	\$ -	\$ -	\$ -
339300		Pump Efficiency Replacement	339300-Other P/E-Treater	10133930	339.3	Y	4/15/2013	\$ -	\$ -	\$ -	\$ -	\$ -	\$ -	\$ -	\$ -
346190		Pump Efficiency Replacement	346190-Remote Control & Ir	10134600	346.5	Y	4/15/2013	\$ -	\$ -	\$ -	\$ -	\$ -	\$ -	\$ -	\$ -
347000		Pump Efficiency Replacement	347000-Misc Equipment	10134700	347.5	Y	4/15/2013	\$ -	\$ -	\$ -	\$ -	\$ -	\$ -	\$ -	\$ -
303500	I12-300003	Northern Division Connection	303500-Land & Land Rights-	10130350	303.4	Y	12/28/2013	\$ 1,643	\$ 1,749	\$ 1,854	\$ 2,076	\$ 2,187	\$ 2,298	\$ 2,385	\$ -
331001		Northern Division Connection	331001-T&D Mains	10133100	331.4	Y	12/28/2013	\$ 31,014	\$ 35,872	\$ 40,666	\$ 48,162	\$ 53,241	\$ 58,320	\$ 62,299	\$ -
311540		Northern Division Connection	311540-Pumping Equipment	10131154	311.4	Y	12/28/2013	\$ 1,002	\$ 1,179	\$ 1,354	\$ 1,620	\$ 1,805	\$ 1,991	\$ 2,136	\$ -
311200		Northern Division Connection	311200-Pump Equip Electric	10131120	311.2	Y	12/28/2013	\$ 801	\$ 943	\$ 1,083	\$ 1,296	\$ 1,444	\$ 1,592	\$ 1,709	\$ -
346190		Northern Division Connection	346190-Remote Control & Ir	10134600	346.5	Y	12/28/2013	\$ 200	\$ 236	\$ 271	\$ 324	\$ 361	\$ 398	\$ 427	\$ -
330100		Northern Division Connection	330100-Elevated Tanks & St	10133000	330.4	Y	12/28/2013	\$ 10,017	\$ 11,790	\$ 13,540	\$ 16,198	\$ 18,052	\$ 19,906	\$ 21,358	\$ -
331001	IP-1202-9	Todds and Cleveland Rd Main Extension	331001-T&D Mains	10133100	331.4	Y	11/15/2014	\$ -	\$ -	\$ -	\$ -	\$ -	\$ -	\$ -	\$ -
335000		Todds and Cleveland Rd Main Extension	335000-Hydrants	10133500	335.4	Y	11/15/2014	\$ -	\$ -	\$ -	\$ -	\$ -	\$ -	\$ -	\$ -
304300	IP-1202-10	KRS Clearwell Improvements (332)	304300-Struct & Imp-Treat	10130430	304.3	Y	6/15/2015	\$ -	\$ -	\$ -	\$ -	\$ -	\$ -	\$ -	\$ -
331001	IP-1202-11	I-75 Main Extension	331001-T&D Mains	10133100	331.4	Y	11/15/2014	\$ -	\$ -	\$ -	\$ -	\$ -	\$ -	\$ -	\$ -
335000		I-75 Main Extension	335000-Hydrants	10133500	335.4	Y	11/15/2014	\$ -	\$ -	\$ -	\$ -	\$ -	\$ -	\$ -	\$ -
331001	IP-1202-13	Greenwich Rd Main Extension	331001-T&D Mains	10133100	331.4	Y	10/15/2014	\$ -	\$ -	\$ -	\$ -	\$ -	\$ -	\$ -	\$ -
335000		Greenwich Rd Main Extension	335000-Hydrants	10133500	335.4	Y	10/15/2014	\$ -	\$ -	\$ -	\$ -	\$ -	\$ -	\$ -	\$ -
331001	IP-1202-16	North Upper St Main Replacement (343)	331001-T&D Mains	10133100	331.4	Y	12/15/2014	\$ -	\$ -	\$ -	\$ -	\$ -	\$ -	\$ -	\$ -
333000		North Upper St Main Replacement (343)	333000-Services	10133300	333.4	Y	12/15/2014	\$ -	\$ -	\$ -	\$ -	\$ -	\$ -	\$ -	\$ -
335000		North Upper St Main Replacement (343)	335000-Hydrants	10133500	335.4	Y	12/15/2014	\$ -	\$ -	\$ -	\$ -	\$ -	\$ -	\$ -	\$ -
331001	IP-1202-20	KY Major Highway	331001-T&D Mains	10133100	331.4	Y	12/15/2014	\$ -	\$ -	\$ -	\$ -	\$ -	\$ -	\$ -	\$ -
333000		KY Major Highway	333000-Services	10133300	333.4	Y	12/15/2014	\$ -	\$ -	\$ -	\$ -	\$ -	\$ -	\$ -	\$ -
335000		KY Major Highway	335000-Hydrants	10133500	335.4	Y	12/15/2014	\$ -	\$ -	\$ -	\$ -	\$ -	\$ -	\$ -	\$ -
304300	IP-1202-23	RRS Carbon and Pre-Chlorine Feed	304300-Struct & Imp-Treat	10130430	304.3	Y	9/15/2014	\$ -	\$ -	\$ -	\$ -	\$ -	\$ -	\$ -	\$ -
311000		RRS Carbon and Pre-Chlorine Feed	311000-Pumping Equipment	10131120	311.2	Y	9/15/2014	\$ -	\$ -	\$ -	\$ -	\$ -	\$ -	\$ -	\$ -
311200		RRS Carbon and Pre-Chlorine Feed	311200-Pump Equip Electric	10131120	311.2	Y	9/15/2014	\$ -	\$ -	\$ -	\$ -	\$ -	\$ -	\$ -	\$ -
320100		RRS Carbon and Pre-Chlorine Feed	320100-Wt Equip Non-Medi	10132010	320.3	Y	9/15/2014	\$ -	\$ -	\$ -	\$ -	\$ -	\$ -	\$ -	\$ -
334100	IP-1202-27	KRS Hydrotreater Valve & Flow Meter	334100-Meters	10133410	334.4	Y	7/30/2014	\$ -	\$ -	\$ -	\$ -	\$ -	\$ -	\$ -	\$ -

Excl: Exhibits\Rate Base\KY Capital through 12\_31\_14.xlsx\AFUDC Activity

AFUDC Begin Balance & Activity: \$

Additional Equity Gross Up: \$

55,804 \$ 59,440 \$ 68,563 \$ 82,085 \$ 88,570 \$ 96,478 \$ 100,367 \$ 8,229 \$  
 19,960 \$ 21,260 \$ 24,523 \$ 31,738 \$ 34,245 \$ 37,303 \$ 38,806 \$ 3,182 \$







Kentucky American Water Company  
Case No. 2012-00520  
AFUDC Rate (Approved Case No. 2010-00036 til Jul. 2013 & Proposed Aug. 2013 on):  
8.20% 8.20% 8.20% 8.20% 8.20% 8.20% 8.20% 8.20%

AFUDC Activity by Month, September 2012 - December 2014

Automatically calculates: For Projects Deemed AFUDC Eligible, Prior Month CWIP Balance x Annual AFUDC Rate / 12  
Worksheet: W/P - 1-4

JDE Account	FF#	Project Description	JDE / Utility Plant Account	SAP GL Account	NARUC Account	AFUDC?	Mos Till In-Svc In-Service Date	Jan-14	Feb-14	Mar-14	Apr-14	May-14	Jun-14	Jul-14	Oct-Dec-12 Activity
339600	R12-**51	Engineering Studies	339600-Other P/E Cps	10133910	339.1	Y	6	7,767	6,992	10,017	13,332	16,672	24,545	36,575	226,737
348000		Engineering Studies	348000-Other Tangible Prof	10134800	348.5	Y	6	3,003	2,703	3,873	5,155	6,446	9,490	14,141	
340200	T12-0102-P	Business Transformation 2010 - 2014	340200-Comp & Periph Equi	10134010	340.5	Y	5/1/2013								
340300		Business Transformation 2010 - 2014	340300-Computer Software	10134010	340.5	Y	5/1/2013								89,092
340315	T12-0103-P	Business Transformation 2010 - 2014	340315-Comp Software Spe	10134010	340.5	N	8/1/2012								
331001	I12-020001	New WTP On Pool 3 of Kentucky	331001-T&D Mains	10133100	331.4	N	9/20/2010								
330200	I12-020027	Russell Cave Rd Main Extension	330200-Ground Level Tanks	10133000	330.4	Y	7/15/2012								6,670
331001	I12-020009	US 25 Relocation	331001-T&D Mains	10133100	331.4	N	7/30/2012								
333000		US 25 Relocation	333000-Hydrants	10133300	333.4	N	7/30/2012								
335000		US 25 Relocation	335000-Hydrants	10133500	335.4	N	7/30/2012								
331001	I12-020010	Leestown Road	331001-T&D Mains	10133100	331.4	Y	4/15/2013								22,294
333000		Leestown Road	333000-Services	10133300	333.4	Y	4/15/2013								356
335000		Leestown Road	335000-Hydrants	10133500	335.4	Y	4/15/2013								178
311000	I12-020025	Pump Efficiency Replacement	311000-Pumping Equipment	10131120	311.2	Y	4/15/2013								5,476
311200		Pump Efficiency Replacement	311200-Pump Equip Electric	10131120	311.2	Y	4/15/2013								4,700
339300		Pump Efficiency Replacement	339300-Other P/E-Treater	10133930	339.3	Y	4/15/2013								1,328
346190		Pump Efficiency Replacement	346190-Remote Control & Ir	10134600	346.5	Y	4/15/2013								1,239
347000		Pump Efficiency Replacement	347000-Misc Equipment	10134700	347.5	Y	4/15/2013								1,361
303500	I12-300003	Northern Division Connection	303500-Land & Land Rights	10130350	303.4	Y	12/28/2013								3,432
331001		Northern Division Connection	331001-T&D Mains	10133100	331.4	Y	12/28/2013								24,691
311540		Northern Division Connection	311540-Pumping Equipment	10131154	311.4	Y	12/28/2013								511
311200		Northern Division Connection	311200-Pump Equip Electric	10131120	311.2	Y	12/28/2013								408
346190		Northern Division Connection	346190-Remote Control & Ir	10134600	346.5	Y	12/28/2013								102
330100		Northern Division Connection	330100-Elevated Tanks & St	10133000	330.4	Y	12/28/2013								5,106
331001	IP-1202-9	Todds and Cleveland Rd Main Extension	331001-T&D Mains	10133100	331.4	Y	11/15/2014	369	740	1,816	2,197	2,211	2,606	4,408	
335000		Todds and Cleveland Rd Main Extension	335000-Hydrants	10133500	335.4	Y	11/15/2014	9	19	47	56	57	67	113	
304300	IP-1202-10	KRS Clearwell Improvements (332)	304300-Struct & Imp-Treat	10130430	304.3	Y	6/15/2015	90	217	597	1,700	1,837	2,240	4,085	
331001	IP-1202-11	I-75 Main Extension	331001-T&D Mains	10133100	331.4	Y	11/15/2014	193	564	761	959	1,205	2,111	3,908	
335000		I-75 Main Extension	335000-Hydrants	10133500	335.4	Y	11/15/2014	5	14	20	25	31	54	100	
331001	IP-1202-13	Greenwich Rd Main Extension	331001-T&D Mains	10133100	331.4	Y	10/15/2014	193	564	936	942	1,680	3,301	4,932	
335000		Greenwich Rd Main Extension	335000-Hydrants	10133500	335.4	Y	10/15/2014	5	14	24	24	43	85	126	
331001	IP-1202-16	North Upper St Main Replacement (343)	331001-T&D Mains	10133100	331.4	Y	12/15/2014	174	506	683	687	1,322	2,291	3,520	
333000		North Upper St Main Replacement (343)	333000-Services	10133300	333.4	Y	12/15/2014	20	58	78	79	151	262	402	
335000		North Upper St Main Replacement (343)	335000-Hydrants	10133500	335.4	Y	12/15/2014	5	14	20	20	38	65	101	
331001	IP-1202-20	KY Major Highway	331001-T&D Mains	10133100	331.4	Y	12/15/2014	174	348	682	1,017	1,024	1,372	2,196	
333000		KY Major Highway	333000-Services	10133300	333.4	Y	12/15/2014	20	40	78	116	117	157	251	
335000		KY Major Highway	335000-Hydrants	10133500	335.4	Y	12/15/2014	5	10	19	29	29	39	63	
304300	IP-1202-23	RRS Carbon and Pre-Chlorine Feed	304300-Struct & Imp-Treat	10130430	304.3	Y	9/15/2014	18	36	55	73	73	150	345	
311000		RRS Carbon and Pre-Chlorine Feed	311000-Pumping Equipment	10131120	311.2	Y	9/15/2014	18	36	55	73	73	150	345	
311200		RRS Carbon and Pre-Chlorine Feed	311200-Pump Equip Electric	10131120	311.2	Y	9/15/2014	18	36	55	73	73	150	345	
320100		RRS Carbon and Pre-Chlorine Feed	320100-Wt Equip Non-Medi	10132010	320.3	Y	9/15/2014	36	73	109	146	147	299	691	
334100	IP-1202-27	KRS Hydrotreater Valve & Flow Meter	334100-Meters	10133410	334.4	Y	7/30/2014		13	82	83	148	345		

AFUDC Rate (Approved Case No.2010-00036 til Jul. 2013 & Proposed Aug. 2013 on):

	Jan-14	Feb-14	Mar-14	Apr-14	May-14	Jun-14	Jul-14	Oct-Dec-12
	8.20%	8.20%	8.20%	8.20%	8.20%	8.20%	8.20%	Activity

AFUDC Activity by Month, September 2012 - December 2014

Automatically calculates: For Projects Deemed AFUDC Eligible, Prior Month CWIP Balance x Annual AFUDC Rate / 12)  
Worksheet: W/P - 1-4

JDE Account	FP#	Project Description	JDE / Utility Plant Account	SAP GL Account	NARUC Account	AFUDC?	Mos Till In-Svc In-Service Date	Jan-14	Feb-14	Mar-14	Apr-14	May-14	Jun-14	Jul-14	Oct-Dec-12
334200		KRS Hydrotreater Valve & Flow Meter	334200-Meter Installations	10133420	334.4	Y	7/30/2014	\$ 7,767	\$ 6,992	\$ 10,017	\$ 13,332	\$ 16,672	\$ 24,545	\$ 36,575	\$ 226,737
334300		KRS Hydrotreater Valve & Flow Meter	334300-Meter Vaults	10133410	334.4	Y	7/30/2014	\$ 3,003	\$ 2,703	\$ 3,873	\$ 5,155	\$ 6,446	\$ 9,490	\$ 14,141	
311000	IP-1202-39	Pump Efficiency Repl	311000-Pumping Equipment	10131120	311.2	Y	9/25/2014	\$ 9	\$ 14	\$ 59	\$ 95	\$ 106	\$ 246	\$ -	\$ -
311200		Pump Efficiency Repl	311200-Pump Equip Electric	10131120	311.2	Y	9/25/2014	\$ -	\$ -	\$ 94	\$ -	\$ 170	\$ 394	\$ -	\$ -
339300		Pump Efficiency Repl	339300-Other P/E-Treater	10133930	339.3	Y	9/25/2014	\$ -	\$ -	\$ -	\$ 82	\$ 219	\$ 560	\$ 902	\$ -
346190		Pump Efficiency Repl	346190-Remote Control & Ir	10134600	346.5	Y	9/25/2014	\$ -	\$ -	\$ -	\$ 62	\$ 164	\$ 420	\$ 677	\$ -
347000		Pump Efficiency Repl	347000-Misc Equipment	10134700	347.5	Y	9/25/2014	\$ -	\$ -	\$ -	\$ 21	\$ 55	\$ 140	\$ 226	\$ -
								\$ -	\$ -	\$ -	\$ 21	\$ 55	\$ 140	\$ 226	\$ -
								\$ -	\$ -	\$ -	\$ 21	\$ 55	\$ 140	\$ 226	\$ -

Excl: Exhibits\Rate Base\KY Capital through 12\_31\_14.xlsx\AFUDC Activity

AFUDC Begin Balance & Activity: \$ 7,767 \$ 6,992 \$ 10,017 \$ 13,332 \$ 16,672 \$ 24,545 \$ 36,575 \$ 226,737  
Additional Equity Gross Up: \$ 3,003 \$ 2,703 \$ 3,873 \$ 5,155 \$ 6,446 \$ 9,490 \$ 14,141

AFUDC Rate (Approved Case No.2010-00036 tl Jul. 2013 & Proposed Aug. 2013 on):

Kentucky American Water Company  
Case No. 2012-00520  
AFUDC Activity by Month, September 2012 - December 2014  
Automatically calculates: For Projects Deemed AFUDC Eligible, Prior Month CWIP Balance x Annual AFUDC Rate / 12)  
Worksheet: W/P - 1-4

JDE Account	FP#	Project Description	JDE / Utility Plant Account	SAP GL Account	NARUC Account	AFUDC?	Mos Till In-Svc In-Service Date	2013 Activity	2014 Activity	Base Per. as of 31-Mar-13	Forecast Aug-13-July 14
331001	D12-**01-P	Projects Funded by Others	331001-T&D Mains	10133100	331.4	N	2	\$ -	\$ -	\$ -	\$ -
335000		Projects Funded by Others	335000-Hydrants	10133500	335.4	N	2	\$ -	\$ -	\$ -	\$ -
333000		Projects Funded by Others	333000-Services	10133300	333.4	N	2	\$ -	\$ -	\$ -	\$ -
334100		Projects Funded by Others	334100-Meters	10133410	334.4	N	2	\$ -	\$ -	\$ -	\$ -
334200		Projects Funded by Others	334200-Meter Installations	10133420	334.4	N	2	\$ -	\$ -	\$ -	\$ -
331001	R12-**A1	Mains - New	331001-T&D Mains	10133100	331.4	Y	2	\$ 7,683	\$ 3,764	\$ -	\$ 3,560
331001	R12-**B1	Mains - Replaced / Restored	331001-T&D Mains	10133100	331.4	Y	2	\$ 23,553	\$ 21,550	\$ -	\$ 22,448
333000		Mains - Replaced / Restored	333000-Services	10133300	333.4	Y	2	\$ 2,355	\$ 2,155	\$ -	\$ 2,245
334100		Mains - Replaced / Restored	334100-Meters	10133410	334.4	Y	2	\$ 1,766	\$ 1,616	\$ -	\$ 1,684
335000		Mains - Replaced / Restored	335000-Hydrants	10133500	335.4	Y	2	\$ 1,766	\$ 1,616	\$ -	\$ 1,684
331001	R12-**C1	Mains - Unscheduled	331001-T&D Mains	10133100	331.4	N	1	\$ -	\$ -	\$ -	\$ -
331001	R12-**D1	Mains - Relocated	331001-T&D Mains	10133100	331.4	Y	2	\$ 7,316	\$ 6,323	\$ -	\$ 6,474
335000		Mains - Relocated	335000-Hydrants	10133500	335.4	Y	2	\$ 813	\$ 703	\$ -	\$ 719
335000	R12-**E1	Hydrants, Valves, and Manholes - New	335000-Hydrants	10133500	335.4	N	1	\$ -	\$ -	\$ -	\$ -
331001		Hydrants, Valves, and Manholes - New	331001-T&D Mains	10133100	331.4	N	1	\$ -	\$ -	\$ -	\$ -
335000	R12-**F1	Hydrants, Valves, and Manholes - Replac	335000-Hydrants	10133500	335.4	N	1	\$ -	\$ -	\$ -	\$ -
331001		Hydrants, Valves, and Manholes - Replac	331001-T&D Mains	10133100	331.4	N	1	\$ -	\$ -	\$ -	\$ -
333000	R12-**G1	Services and Laterals - New	333000-Services	10133300	333.4	N	1	\$ -	\$ -	\$ -	\$ -
333000	R12-**H1	Services and Laterals - Replaced	333000-Services	10133300	333.4	N	1	\$ -	\$ -	\$ -	\$ -
334200		Services and Laterals - Replaced	334200-Meter Installations	10133420	334.4	N	1	\$ -	\$ -	\$ -	\$ -
334100	R12-**I1	Meters - New	334100-Meters	10133410	334.4	N	1	\$ -	\$ -	\$ -	\$ -
334100	R12-**J1	Meters - Replaced	334100-Meters	10133410	334.4	N	1	\$ -	\$ -	\$ -	\$ -
334200		Meters - Replaced	334200-Meter Installations	10133420	334.4	N	1	\$ -	\$ -	\$ -	\$ -
334100	R12-**K1	ITS Equipment and Systems	334100-Meters	10133410	334.4	N	1	\$ -	\$ -	\$ -	\$ -
346190	R12-**L1	SCADA Equipment and Systems	346190-Remote Control & Ir	10134600	346.5	Y	6	\$ 56,865	\$ 16,906	\$ -	\$ 35,185
304500	R12-**M1	Security Equipment and Systems	304500-Struct & Imp-Gener	10130450	304.5	N	1	\$ -	\$ -	\$ -	\$ -
304500	R12-**N1	Offices and Operations Centers	304500-Struct & Imp-Gener	10130450	304.5	N	1	\$ -	\$ -	\$ -	\$ -
304100		Offices and Operations Centers	304100-Struct & Imp-Supply	10130410	304.2	N	1	\$ -	\$ -	\$ -	\$ -
340100		Offices and Operations Centers	340100-Office Furniture & E	10134010	340.5	N	1	\$ -	\$ -	\$ -	\$ -
340300		Offices and Operations Centers	340300-Computer Software	10134010	340.5	N	1	\$ -	\$ -	\$ -	\$ -
346100		Offices and Operations Centers	346100-Comm Equip Non-T	10134600	346.5	N	1	\$ -	\$ -	\$ -	\$ -
347000		Offices and Operations Centers	347000-Misc Equipment	10134700	347.5	N	1	\$ -	\$ -	\$ -	\$ -
341100	R12-**O1	Vehicles	341100-Trans Equip Lt Duty	10134100	341.5	N	1	\$ -	\$ -	\$ -	\$ -
341200		Vehicles	341200-Trans Equip Hwy Dut	10134100	341.5	N	1	\$ -	\$ -	\$ -	\$ -
341300		Vehicles	341300-Trans Equip Auto Ca	10134100	341.5	N	1	\$ -	\$ -	\$ -	\$ -
343000	R12-**P1	Tools and Equipment	343000-Tools,Shop,Garage f	10134300	343.5	N	1	\$ -	\$ -	\$ -	\$ -
304300	R12-**Q1	Process Plant Facilities and Equipment	304300-Struct & Imp-Treatn	10130430	304.3	Y	2	\$ 7,424	\$ 7,605	\$ -	\$ 7,067
306000		Process Plant Facilities and Equipment	306000-Lake, River & Other	10130600	306.2	Y	2	\$ 2,784	\$ 2,852	\$ -	\$ 2,650
311000		Process Plant Facilities and Equipment	311000-Pumping Equipmen	10131120	311.2	Y	2	\$ 4,640	\$ 4,753	\$ -	\$ 4,417
320100		Process Plant Facilities and Equipment	320100-Wt Equip Non-Medi	10132010	320.3	Y	2	\$ 1,856	\$ 1,901	\$ -	\$ 1,767
330200		Process Plant Facilities and Equipment	330200-Ground Level Tanks	10133000	330.4	Y	2	\$ 1,856	\$ 1,901	\$ -	\$ 1,767
344000		Process Plant Facilities and Equipment	344000-Laboratory Equipm	10134400	344.5	Y	2	\$ -	\$ -	\$ -	\$ -

Excel: Exhibits\Rate Base\Rate Base KY Capital through 12\_31\_14.xlsx\AFUDC Activity Additional Equity Gross Up: AFUDC Begin Balance & Activity: \$ 945,485 \$ 349,689 \$ 491,629

Kentucky American Water Company  
Case No. 2012-00520  
AFUDC Rate (Approved Case No. 2010-00036 tl Jul. 2013 & Proposed Aug. 2013 on):

AFUDC Activity by Month, September 2012 - December 2014

Automatically calculates: For Projects Deemed AFUDC Eligible, Prior Month CWIP Balance x

Annual AFUDC Rate / 12)

Worksheet: W/P - 1-4

JDE Account	FF#	Project Description	JDE / Utility Plant Account	SAP GL Account	NARUC Account	AFUDC?	Mos Till In-Svc In-Service Date	2013 Activity	2014 Activity	Base Per. as of 31-Mar-13	Forecast Aug-13-July 14
339600	R12-**51	Engineering Studies	339600-Other P/E Cps	10133910	339.1	Y	6	\$ 7,293	\$ 1,464	\$ -	\$ 1,464
348000		Engineering Studies	348000-Other Tangible Prof	10134800	348.5	Y	6	\$ 3,315	\$ 258	\$ -	\$ 258
340200	T12-0102-P	Business Transformation 2010 - 2014	340200-Comp & Periph Equi	10134010	340.5	Y	5/1/2013	\$ 146,370	\$ -	\$ -	\$ -
340300		Business Transformation 2010 - 2014	340300-Computer Software	10134010	340.5	Y	5/1/2013	\$ -	\$ -	\$ -	\$ -
340315	T12-0103-P	Business Transformation 2010 - 2014	340315-Comp Software Spe	10134010	340.5	N	8/1/2012	\$ -	\$ -	\$ -	\$ -
331001	I12-020001	New WTP On Pool 3 of Kentucky	331001-T&D Mains	10133100	331.4	N	9/20/2010	\$ -	\$ -	\$ -	\$ -
330200	I12-020027	Russell Cave Rd Main Extension	330200-Ground Level Tanks	10133000	330.4	Y	7/15/2012	\$ -	\$ -	\$ -	\$ -
331001	I12-020009	US 25 Relocation	331001-T&D Mains	10133100	331.4	N	7/30/2012	\$ -	\$ -	\$ -	\$ -
333000		US 25 Relocation	333000-Hydrants	10133300	333.4	N	7/30/2012	\$ -	\$ -	\$ -	\$ -
335000		US 25 Relocation	335000-Hydrants	10133500	335.4	N	7/30/2012	\$ -	\$ -	\$ -	\$ -
331001	I12-020010	Leestown Road	331001-T&D Mains	10133100	331.4	Y	4/15/2013	\$ 27,697	\$ -	\$ -	\$ -
333000		Leestown Road	333000-Services	10133300	333.4	Y	4/15/2013	\$ 992	\$ -	\$ -	\$ -
335000		Leestown Road	335000-Hydrants	10133500	335.4	Y	4/15/2013	\$ 496	\$ -	\$ -	\$ -
311000	I12-020025	Pump Efficiency Replacement	311000-Pumping Equipment	10131120	311.2	Y	4/15/2013	\$ 15,062	\$ -	\$ -	\$ -
311200		Pump Efficiency Replacement	311200-Pump Equip Electric	10131120	311.2	Y	4/15/2013	\$ 11,890	\$ -	\$ -	\$ -
339300		Pump Efficiency Replacement	339300-Other P/E-Treater	10133930	339.3	Y	4/15/2013	\$ 3,724	\$ -	\$ -	\$ -
346190		Pump Efficiency Replacement	346190-Remote Control & Ir	10134600	346.5	Y	4/15/2013	\$ 3,636	\$ -	\$ -	\$ -
347000		Pump Efficiency Replacement	347000-Misc Equipment	10134700	347.5	Y	4/15/2013	\$ 3,757	\$ -	\$ -	\$ -
303500	I12-300003	Northern Division Connection	303500-Land & Land Rights-	10130350	303.4	Y	12/28/2013	\$ 19,941	\$ -	\$ -	\$ 8,946
331001		Northern Division Connection	331001-T&D Mains	10133100	331.4	Y	12/28/2013	\$ 415,997	\$ -	\$ -	\$ 222,022
311540		Northern Division Connection	311540-Pumping Equipment	10131154	311.4	Y	12/28/2013	\$ 13,720	\$ -	\$ -	\$ 7,551
311200		Northern Division Connection	311200-Pump Equip Electric	10131120	311.2	Y	12/28/2013	\$ 10,976	\$ -	\$ -	\$ 6,041
346190		Northern Division Connection	346190-Remote Control & Ir	10134600	346.5	Y	12/28/2013	\$ 2,744	\$ -	\$ -	\$ 1,510
330100		Northern Division Connection	330100-Elevated Tanks & St	10133000	330.4	Y	12/28/2013	\$ 137,196	\$ -	\$ -	\$ 75,514
331001	IP-1202-9	Todds and Cleveland Rd Main Extension	331001-T&D Mains	10133100	331.4	Y	11/15/2014	\$ -	\$ 42,763	\$ -	\$ 14,348
335000		Todds and Cleveland Rd Main Extension	335000-Hydrants	10133500	335.4	Y	11/15/2014	\$ -	\$ 1,096	\$ -	\$ 368
304300	IP-1202-10	KRS Clearwell Improvements (332)	304300-Struct & Imp-Treat	10130430	304.3	Y	6/15/2015	\$ -	\$ 79,119	\$ -	\$ 10,766
331001	IP-1202-11	I-75 Main Extension	331001-T&D Mains	10133100	331.4	Y	11/15/2014	\$ -	\$ 34,441	\$ -	\$ 9,700
335000		I-75 Main Extension	335000-Hydrants	10133500	335.4	Y	11/15/2014	\$ -	\$ 883	\$ -	\$ 249
331001	IP-1202-13	Greenwich Rd Main Extension	331001-T&D Mains	10133100	331.4	Y	10/15/2014	\$ -	\$ 26,822	\$ -	\$ 12,549
335000		Greenwich Rd Main Extension	335000-Hydrants	10133500	335.4	Y	10/15/2014	\$ -	\$ 688	\$ -	\$ 322
331001	IP-1202-16	North Upper St Main Replacement (343)	331001-T&D Mains	10133100	331.4	Y	12/15/2014	\$ -	\$ 36,656	\$ -	\$ 9,182
333000		North Upper St Main Replacement (343)	333000-Services	10133300	333.4	Y	12/15/2014	\$ -	\$ 4,189	\$ -	\$ 1,049
335000		North Upper St Main Replacement (343)	335000-Hydrants	10133500	335.4	Y	12/15/2014	\$ -	\$ 1,047	\$ -	\$ 262
331001	IP-1202-20	KY Major Highway	331001-T&D Mains	10133100	331.4	Y	12/15/2014	\$ -	\$ 26,771	\$ -	\$ 6,813
333000		KY Major Highway	333000-Services	10133300	333.4	Y	12/15/2014	\$ -	\$ 3,060	\$ -	\$ 779
335000		KY Major Highway	335000-Hydrants	10133500	335.4	Y	12/15/2014	\$ -	\$ 765	\$ -	\$ 195
304300	IP-1202-23	RRS Carbon and Pre-Chlorine Feed	304300-Struct & Imp-Treat	10130430	304.3	Y	9/15/2014	\$ -	\$ 1,386	\$ -	\$ 750
311000		RRS Carbon and Pre-Chlorine Feed	311000-Pumping Equipment	10131120	311.2	Y	9/15/2014	\$ -	\$ 1,386	\$ -	\$ 750
311200		RRS Carbon and Pre-Chlorine Feed	311200-Pump Equip Electric	10131120	311.2	Y	9/15/2014	\$ -	\$ 1,386	\$ -	\$ 750
320100		RRS Carbon and Pre-Chlorine Feed	320100-Wt Equip Non-Medi	10132010	320.3	Y	9/15/2014	\$ -	\$ 2,772	\$ -	\$ 1,501
334100	IP-1202-27	KRS Hydrotreater Valve & Flow Meter	334100-Meters	10133410	334.4	Y	7/30/2014	\$ -	\$ 671	\$ -	\$ 671

AFUDC Begin Balance & Activity: \$ 945,485 \$ 349,689 \$ 491,629  
Additional Equity Gross Up:

AFUDC Rate (Approved Case No.2010-00036 til Jul. 2013 & Proposed Aug. 2013 on):

Kentucky American Water Company  
Case No. 2012-00520  
AFUDC Activity by Month, September 2012 - December 2014  
Automatically calculates: For Projects Deemed AFUDC Eligible, Prior Month CWIP Balance x Annual AFUDC Rate / 12)  
Worksheet: W/P - 1-4

JDE Account	FP#	Project Description	JDE / Utility Plant Account	SAP GL Account	NARUC Account	AFUDC?	Mos Till In-Svc In-Service Date	2013 Activity	2014 Activity	Base Per. as of 31-Mar-13	Forecast Aug-13-July 14
334200		KRS Hydrotreater Valve & Flow Meter	334200-Meter Installations	10133420	334.4	Y	7/30/2014	\$ -	\$ 479	\$ -	\$ 479
334300		KRS Hydrotreater Valve & Flow Meter	334300-Meter Vaults	10133410	334.4	Y	7/30/2014	\$ -	\$ 767	\$ -	\$ 767
311000	IP-1202-39	Pump Efficiency Repl	311000-Pumping Equipment	10131120	311.2	Y	9/25/2014	\$ -	\$ -	\$ -	\$ -
311200		Pump Efficiency Repl	311200-Pump Equip Electric	10131120	311.2	Y	9/25/2014	\$ -	\$ 2,870	\$ -	\$ 1,763
339300		Pump Efficiency Repl	339300-Other P/E-Treater	10133930	339.3	Y	9/25/2014	\$ -	\$ 2,153	\$ -	\$ 1,322
346190		Pump Efficiency Repl	346190-Remote Control & Ir	10134600	346.5	Y	9/25/2014	\$ -	\$ 718	\$ -	\$ 441
347000		Pump Efficiency Repl	347000-Misc Equipment	10134700	347.5	Y	9/25/2014	\$ -	\$ 718	\$ -	\$ 441

Excel: Exhibits\Rate Base\KY Capital through 12\_31\_14.xlsx\AFUDC Activity  
AFUDC Begin Balance & Activity: \$ 945,485 \$ 349,689 \$ 491,629  
Additional Equity Gross Up:

Kentucky American Water Company  
Case No. 2012-00520  
CWIP by Month, September 2012 - December 2014  
Automatically calculates: Prior month balance (Beginning w/ Dec. 11 balance) + Capital Additions - Placed in Service Amounts  
Worksheet #: W/P - 1-4  
Excel: Exhibits\Rate Base\12\_31\_14.xlsx\AFUDC In-Service

JDE Account		FP#	Project Description	JDE / Utility Plant Account	SAP GL Account	NARUC Account	AFUDC?	Months till In-Service or In-Service Date	AFUDC	Bal Sep-12	Oct-12	Nov-12	Dec-12	Jan-13	Feb-13	Mar-13	Apr-13					
331001	D12-01-P		Projects Funded by Others	331001-T&D Mains	10133100	331.4	N	2	\$	\$	\$	\$	\$	\$	\$	\$	\$					
335000			Projects Funded by Others	335000-Hydrants	10133500	335.4	N	2	\$	\$	\$	\$	\$	\$	\$	\$	\$					
333000			Projects Funded by Others	333000-Hydrants	10133300	333.4	N	2	\$	\$	\$	\$	\$	\$	\$	\$	\$					
334100			Projects Funded by Others	334100-Meters	10133410	334.4	N	2	\$	\$	\$	\$	\$	\$	\$	\$	\$					
334200			Projects Funded by Others	334200-Meter Installations	10133420	334.4	N	2	\$	\$	\$	\$	\$	\$	\$	\$	\$					
331001	R12-01-A1		Mains - New	331001-T&D Mains	10133100	331.4	Y	2	\$	226	\$	226	\$	484	\$	1,380	\$	5,387	\$	4,413	\$	
331001	R12-01-B1		Mains - Replaced / Restored	331001-T&D Mains	10133100	331.4	Y	2	\$	155	\$	155	\$	2,338	\$	3,121	\$	4,420	\$	3,016	\$	
334100	R12-01-F1		Mains - Replaced / Restored	334100-Meters	10133410	334.4	Y	2	\$	168	\$	168	\$	312	\$	442	\$	302	\$	302	\$	
335000	R12-01-E1		Mains - Replaced / Restored	335000-Hydrants	10133500	335.4	Y	2	\$	134	\$	134	\$	126	\$	234	\$	331	\$	226	\$	
331001	R12-01-C1		Mains - Unscheduled	331001-T&D Mains	10133100	331.4	N	1	\$	\$	\$	\$	\$	\$	\$	\$	\$	\$	\$	\$	\$	
331001	R12-01-D1		Mains - Relocated	331001-T&D Mains	10133100	331.4	Y	2	\$	\$	\$	\$	\$	581	\$	2,194	\$	1,614	\$	1,614	\$	
335000			Mains - Relocated	335000-Hydrants	10133500	335.4	Y	2	\$	\$	\$	\$	\$	65	\$	244	\$	179	\$	179	\$	
335000	R12-01-E1		Hydrants, Valves, and Manholes - N	335000-Hydrants	10133500	335.4	N	1	\$	42	\$	42	\$	\$	\$	\$	\$	\$	\$	\$	\$	
335000	R12-01-F1		Hydrants, Valves, and Manholes - R	335000-Hydrants	10133500	335.4	N	1	\$	\$	\$	\$	\$	\$	\$	\$	\$	\$	\$	\$	\$	
331001	R12-01-G1		Hydrants, Valves, and Manholes - R	331001-T&D Mains	10133100	331.4	N	1	\$	\$	\$	\$	\$	\$	\$	\$	\$	\$	\$	\$	\$	
333000			Services and Laterals - New	333000-Services	10133300	333.4	N	1	\$	\$	\$	\$	\$	\$	\$	\$	\$	\$	\$	\$	\$	
333000	R12-01-H1		Services and Laterals - Replaced	333000-Services	10133300	333.4	N	1	\$	37	\$	37	\$	\$	\$	\$	\$	\$	\$	\$	\$	
334200			Services and Laterals - Replaced	334200-Meter Installations	10133420	334.4	N	1	\$	4	\$	4	\$	\$	\$	\$	\$	\$	\$	\$	\$	
334100	R12-01-I1		Meters - New	334100-Meters	10133410	334.4	N	1	\$	\$	\$	\$	\$	\$	\$	\$	\$	\$	\$	\$	\$	
334100	R12-01-J1		Meters - Replaced	334100-Meters	10133410	334.4	N	1	\$	\$	\$	\$	\$	\$	\$	\$	\$	\$	\$	\$	\$	
334200			Meters - Replaced	334200-Meter Installations	10133420	334.4	N	1	\$	2	\$	2	\$	\$	\$	\$	\$	\$	\$	\$	\$	
334100	R12-01-K1		ITS Equipment and Systems	334100-Meters	10133410	334.4	N	1	\$	2	\$	2	\$	\$	\$	\$	\$	\$	\$	\$	\$	
346190	R12-01-L1		SCADA Equipment and Systems	346190-Remote Control & Ins	10134600	346.5	Y	6	\$	2,744	\$	2,744	\$	\$	\$	2,744	\$	\$	\$	2,744	\$	
304500	R12-01-M1		Security Equipment and Systems	304500-Struct & Imp-General	10130450	304.5	N	1	\$	\$	\$	\$	\$	\$	\$	\$	\$	\$	\$	\$	\$	
304500	R12-01-N1		Offices and Operations Centers	304500-Struct & Imp-General	10130450	304.5	N	1	\$	778	\$	778	\$	\$	\$	\$	\$	\$	\$	\$	\$	
304100			Offices and Operations Centers	304100-Office Furniture & Eq	10134010	340.5	N	1	\$	\$	\$	\$	\$	\$	\$	\$	\$	\$	\$	\$	\$	
340300			Offices and Operations Centers	340300-Computer Software	10134010	340.5	N	1	\$	\$	\$	\$	\$	\$	\$	\$	\$	\$	\$	\$	\$	
346100			Offices and Operations Centers	346100-Comm Equip Non-Tel	10134600	346.5	N	1	\$	1	\$	1	\$	\$	\$	\$	\$	\$	\$	\$	\$	
347000			Offices and Operations Centers	347000-Misc Equipment	10134700	347.5	N	1	\$	\$	\$	\$	\$	\$	\$	\$	\$	\$	\$	\$	\$	
341100	R12-01-O1		Vehicles	341100-Trans Equip Lt Duty T	10134100	341.5	N	1	\$	\$	\$	\$	\$	\$	\$	\$	\$	\$	\$	\$	\$	
341200			Vehicles	341200-Trans Equip Hwy Duty	10134100	341.5	N	1	\$	\$	\$	\$	\$	\$	\$	\$	\$	\$	\$	\$	\$	
341300			Vehicles	341300-Trans Equip Auto Car	10134100	341.5	N	1	\$	\$	\$	\$	\$	\$	\$	\$	\$	\$	\$	\$	\$	
343000	R12-01-P1		Tools and Equipment	343000-Tools,Shop,Garage Ec	10134300	343.5	N	1	\$	\$	\$	\$	\$	\$	\$	\$	\$	\$	\$	\$	\$	
304300	R12-01-Q1		Process Plant Facilities and Equipm	304300-Struct & Imp-Treatm	10130430	304.3	Y	2	\$	\$	\$	\$	803	\$	1,490	\$	1,327	\$	640	\$	640	\$
306000			Process Plant Facilities and Equipm	306000-Lake, River & Other Ir	10130600	306.2	Y	2	\$	12	\$	12	\$	311	\$	559	\$	498	\$	240	\$	
311000			Process Plant Facilities and Equipm	311000-Pumping Equipment	10131120	311.2	Y	2	\$	\$	\$	\$	597	\$	931	\$	829	\$	400	\$	400	\$
320100			Process Plant Facilities and Equipm	320100-Wt Equip Non-Media	10132010	320.3	Y	2	\$	\$	\$	\$	201	\$	372	\$	332	\$	160	\$	160	\$
330200			Process Plant Facilities and Equipm	330200-Ground Level Tanks	10133000	330.2	Y	2	\$	273	\$	273	\$	1,515	\$	372	\$	332	\$	160	\$	
344000			Process Plant Facilities and Equipm	344000-Laboratory Equipmer	10134400	344.5	Y	2	\$	\$	\$	\$	46	\$	\$	\$	\$	\$	\$	\$	\$	
339600	R12-01-S1		Engineering Studies	339600-Other P/F-Cnc	10139600	339.6	Y	6	\$	18,071	\$	18,071	\$	\$	\$	18,071	\$	\$	\$	18,071	\$	







Kentucky American Water Company  
 Case No. 2012-00520  
 CWIP by Month, September 2012 - December 2014

Automatically calculates: Prior month balance (Beginning w/ Dec. 11 balance) + Capital Additions - Placed in Service Amounts

Worksheet #: W/P - 1-4  
 Exhibit\Rate Base\12\_31\_14.xlsx\AFUDC In-Service

AFUDC Element of CWIP \$ \$ 514,385 \$ 14,162 \$ 15,117 \$ 16,776 \$ 13,789 \$ 13,675 \$ 13,511 \$ 667,158 \$ 7,534

JDE Account	FP#	Project Description	JDE / Utility Plant Account	SAP GL Account	NARUC Account	AFUDC?	Months till In-Service or In-Service Date	May-13	Jun-13	Jul-13	Aug-13	Sep-13	Oct-13	Nov-13	Dec-13	Jan-14
331001	D12-01-P	Projects Funded by Others	331001-T&D Mains	10133100	331.4	N	2	-	-	-	-	-	-	-	-	-
335000		Projects Funded by Others	335000-Hydrants	10133500	335.4	N	2	-	-	-	-	-	-	-	-	-
333000		Projects Funded by Others	333000-Services	10133300	333.4	N	2	-	-	-	-	-	-	-	-	-
334100		Projects Funded by Others	334100-Meters	10133410	334.4	N	2	-	-	-	-	-	-	-	-	-
334200		Projects Funded by Others	334200-Meter Installations	10133420	334.4	N	2	-	-	-	-	-	-	-	-	-
331001	R12-01-A1	Mains - New	331001-T&D Mains	10133100	331.4	Y	2	-	68	237	373	576	754	596	344	179
331001	R12-01-B1	Mains - Replaced / Restored	331001-T&D Mains	10133100	331.4	Y	2	534	1,022	1,540	2,261	2,719	3,035	3,101	2,699	2,051
333000		Mains - Replaced / Restored	333000-Services	10133300	333.4	Y	2	53	102	154	226	272	304	310	270	205
334100		Mains - Replaced / Restored	334100-Meters	10133410	334.4	Y	2	40	77	115	170	204	228	233	202	154
335000		Mains - Replaced / Restored	335000-Hydrants	10133500	335.4	Y	2	40	77	115	170	204	228	233	202	154
331001	R12-01-C1	Mains - Unscheduled	331001-T&D Mains	10133100	331.4	N	1	-	-	-	-	-	-	-	-	-
331001	R12-01-D1	Mains - Relocated	331001-T&D Mains	10133100	331.4	Y	2	-	30	91	244	543	898	1,163	1,292	969
335000		Mains - Relocated	335000-Hydrants	10133500	335.4	Y	2	-	3	10	27	60	100	129	144	108
335000	R12-01-E1	Hydrants, Valves, and Manholes - N	335000-Hydrants	10133500	335.4	N	1	-	-	-	-	-	-	-	-	-
331001	R12-01-F1	Hydrants, Valves, and Manholes - R	331001-T&D Mains	10133100	331.4	N	1	-	-	-	-	-	-	-	-	-
333000	R12-01-G1	Services and Laterals - New	333000-Services	10133300	333.4	N	1	-	-	-	-	-	-	-	-	-
333000	R12-01-H1	Services and Laterals - Replaced	333000-Services	10133300	333.4	N	1	-	-	-	-	-	-	-	-	-
334200		Services and Laterals - Replaced	334200-Meter Installations	10133420	334.4	N	1	-	-	-	-	-	-	-	-	-
334100	R12-01-I1	Meters - New	334100-Meters	10133410	334.4	N	1	-	-	-	-	-	-	-	-	-
334100	R12-01-J1	Meters - Replaced	334100-Meters	10133410	334.4	N	1	-	-	-	-	-	-	-	-	-
334200		Meters - Replaced	334200-Meter Installations	10133420	334.4	N	1	-	-	-	-	-	-	-	-	-
334100	R12-01-K1	ITS Equipment and Systems	334100-Meters	10133410	334.4	N	1	-	-	-	-	-	-	-	-	-
346190	R12-01-L1	SCADA Equipment and Systems	346190-Remote Control & Ins	10134600	346.5	Y	6	3,760	6,852	6,852	6,852	5,962	5,767	5,265	2,173	2,342
304500	R12-01-M1	Security Equipment and Systems	304500-Struct & Imp-General	10130450	304.5	N	1	-	-	-	-	-	-	-	-	-
304500	R12-01-N1	Offices and Operations Centers	304500-Struct & Imp-General	10130450	304.5	N	1	-	-	-	-	-	-	-	-	-
340100		Offices and Operations Centers	340100-Struct & Imp-Supply	10130410	304.2	N	1	-	-	-	-	-	-	-	-	-
340300		Offices and Operations Centers	340300-Office Furniture & Eq	10134010	340.5	N	1	-	-	-	-	-	-	-	-	-
346100		Offices and Operations Centers	346100-Computer Software	10134010	346.5	N	1	-	-	-	-	-	-	-	-	-
347000		Offices and Operations Centers	347000-Comm Equip Non-Tel	10134600	347.5	N	1	-	-	-	-	-	-	-	-	-
341100	R12-01-O1	Vehicles	341100-Trans Equip Lt Duty T	10134100	341.5	N	1	-	-	-	-	-	-	-	-	-
341200		Vehicles	341200-Trans Equip Hwy Duty	10134100	341.5	N	1	-	-	-	-	-	-	-	-	-
341300		Vehicles	341300-Trans Equip Auto Car	10134100	341.5	N	1	-	-	-	-	-	-	-	-	-
343000	R12-01-P1	Tools and Equipment	343000-Tools,Shop,Garage Ec	10134300	343.5	N	1	-	-	-	-	-	-	-	-	-
304300	R12-01-Q1	Process Plant Facilities and Equipm	304300-Struct & Imp-Treatm	10130430	304.3	Y	2	107	602	630	811	1,150	845	943	1,092	548
306000		Process Plant Facilities and Equipm	306000-Lake, River & Other Ir	10130600	306.2	Y	2	40	226	236	304	304	317	354	409	206
311000		Process Plant Facilities and Equipm	311000-Pumping Equipment	10131120	311.2	Y	2	67	376	394	507	719	528	589	682	346
320100		Process Plant Facilities and Equipm	320100-Wt Equip Non-Media	10132010	320.3	Y	2	27	150	158	203	287	211	236	273	131
330200		Process Plant Facilities and Equipm	330200-Ground Level Tanks	10133000	330.4	Y	2	27	150	158	203	287	211	236	273	131
344000		Process Plant Facilities and Equipm	344000-Laboratory Equipmer	10134400	344.5	Y	2	-	-	-	-	-	-	-	-	-
339600	R12-01-S1	Engineering Studies	339600-Other P/F-Cnc	10139600	339.6	Y	6	2,794	2,901	2,901	2,901	3,19	2,713	106	-	-

Kentucky American Water Company  
Case No. 2012-00520  
CWIP by Month, September 2012 - December 2014  
Automatically calculates: Prior month balance (Beginning w/ Dec. 11 balance) + Capital Additions - Placed in Service Amounts  
Worksheet #: W/P - 1-4  
Excel: Exhibits\Rate Base\Rate Base KY Capital through 12\_31\_14.xlsx\AFUDC In-Service

Account		FP#	Project Description	JDE / Utility Plant Account	SAP GL Account	NARUC Account	AFUDC?	Months til In-Service or In-Service Date	May-13	Jun-13	Jul-13	Aug-13	Sep-13	Oct-13	Nov-13	Dec-13	Jan-14
340200	T12-0102-P		Business Transformation 2010 - 201340200-Comp & Periph Equip		10134010	340.5	Y	5/1/2013									
340300			Business Transformation 2010 - 201340300-Computer Software		10134010	340.5	Y	5/1/2013									
340315	T12-0103-P		Business Transformation 2010 - 201340315-Comp Software Spec		10134010	340.5	N	8/1/2012									
331001	I12-020001		New WTP On Pool 3 of Kentucky	331001-T&D Mains	10133100	331.4	N	9/20/2010									
330200	I12-020027		Russell Cave Rd Main Extension	330200-Ground Level Tanks	10133000	330.4	Y	7/15/2012									
331001	I12-020009		US 25 Relocation	331001-T&D Mains	10133100	331.4	N	7/30/2012									
333000			US 25 Relocation	333000-Services	10133300	333.4	N	7/30/2012									
335000			US 25 Relocation	335000-Hydrants	10133500	335.4	N	7/30/2012									
331001	I12-020010		Leestown Road	331001-T&D Mains	10133100	331.4	Y	4/15/2013									
333000			Leestown Road	333000-Services	10133300	333.4	Y	4/15/2013									
335000			Leestown Road	335000-Hydrants	10133500	335.4	Y	4/15/2013									
311000	I12-020025		Pump Efficiency Replacement	311000-Pumping Equipment	10131120	311.2	Y	4/15/2013									
311200			Pump Efficiency Replacement	311200-Pump Eqp Electric	10131120	311.2	Y	4/15/2013									
339300			Pump Efficiency Replacement	339300-Other P/E-Treatment	10133930	339.3	Y	4/15/2013									
346190			Pump Efficiency Replacement	346190-Remote Control & Ins	10134600	346.5	Y	4/15/2013									
347000			Pump Efficiency Replacement	347000-Misc Equipment	10134700	347.5	Y	4/15/2013									
303500	I12-300003		Northern Division Connection	303500-Land & Land Rights-T	10130350	303.4	Y	12/28/2013									
331001			Northern Division Connection	331001-T&D Mains	10133100	331.4	Y	12/28/2013									
311540			Northern Division Connection	311540-Pumping Equipment	10131154	311.4	Y	12/28/2013									
311200			Northern Division Connection	311200-Pump Eqp Electric	10131120	311.2	Y	12/28/2013									
346190			Northern Division Connection	346190-Remote Control & Ins	10134600	346.5	Y	12/28/2013									
330100			Northern Division Connection	330100-Elevated Tanks & Sta	10133000	330.4	Y	12/28/2013									
331001	IP-1202-9		Todds and Cleveland Rd Main Exter	331001-T&D Mains	10133100	331.4	Y	11/15/2014									
335000			Todds and Cleveland Rd Main Exter	335000-Hydrants	10133500	335.4	Y	11/15/2014									
304300	IP-1202-10		KRS Clearwell Improvements (332)	304300-Struct & Imp-Treatm	10130430	304.3	Y	6/15/2015									
331001	IP-1202-11		I-75 Main Extension	331001-T&D Mains	10133100	331.4	Y	11/15/2014									
335000			I-75 Main Extension	335000-Hydrants	10133500	335.4	Y	11/15/2014									
331001	IP-1202-13		Greenwich Rd Main Extension	331001-T&D Mains	10133100	331.4	Y	10/15/2014									
335000			Greenwich Rd Main Extension	335000-Hydrants	10133500	335.4	Y	10/15/2014									
331001	IP-1202-16		North Upper St Main Replacement	331001-T&D Mains	10133100	331.4	Y	12/15/2014									
333000			North Upper St Main Replacement	333000-Services	10133300	333.4	Y	12/15/2014									
335000			North Upper St Main Replacement	335000-Hydrants	10133500	335.4	Y	12/15/2014									
331001	IP-1202-20		KY Major Highway	331001-T&D Mains	10133100	331.4	Y	12/15/2014									
333000			KY Major Highway	333000-Services	10133300	333.4	Y	12/15/2014									
335000			KY Major Highway	335000-Hydrants	10133500	335.4	Y	12/15/2014									
304300	IP-1202-23		RRS Carbon and Pre-Chlorine Feed	304300-Struct & Imp-Treatm	10130430	304.3	Y	9/15/2014									
311000			RRS Carbon and Pre-Chlorine Feed	311000-Pumping Equipment	10131120	311.2	Y	9/15/2014									
311200			RRS Carbon and Pre-Chlorine Feed	311200-Pump Eqp Electric	10131120	311.2	Y	9/15/2014									
320100			RRS Carbon and Pre-Chlorine Feed	320100-Wt Equip Non-Media	10132010	320.3	Y	9/15/2014									
334100	IP-1202-27		KRS Hydrotreater Valve & Flow Met	334100-Meters	10133410	334.4	Y	7/30/2014									
334200			KRS Hydrotreater Valve & Flow Met	334200-Meter Installations	10133420	334.4	Y	7/30/2014									
334300			KRS Hydrotreater Valve & Flow Met	334300-Meter Vaults	10133410	334.4	Y	7/30/2014									
311000	IP-1202-39		Pump Efficiency Repl	311000-Pumping Equipment	10131120	311.2	Y	9/25/2014									
311200			Pump Efficiency Repl	311200-Pump Eqp Electric	10131120	311.2	Y	9/25/2014									

AFUDC Element of CWIP \$ \$ 514,385 \$ 14,162 \$ 15,117 \$ 16,776 \$ 13,789 \$ 13,675 \$ 13,511 \$ 667,158 \$ 7,534



Kentucky American Water Company  
Case No. 2012-00520  
CWIP by Month, September 2012 - December 2014  
Automatically calculates: Prior month balance (Beginning w/ Dec. 11 balance) + Capital Additions - Placed in Service Amounts  
Worksheet #: W/P - 1-4  
Excel: Exhibits\Rate Base\12\_31\_14.xlsx\AFUDC In-Service

2013

Oct-Dec 2012

JDE Account	FP#	Project Description	JDE / Utility Plant Account	SAP GL Account	NARUC Account	AFUDC?	Months till In-Service or In-Service Date	AFUDC Element of CWIP \$											
								Feb-14	Mar-14	Apr-14	May-14	Jun-14	Jul-14	Oct-Dec 2012 In-Service	2013 In-Service				
331001	D12-01-P	Projects Funded by Others	331001-T&D Mains	10133100	331.4	N	2	\$ -	\$ -	\$ -	\$ -	\$ -	\$ -	\$ -	\$ -	\$ -	\$ -		
335000		Projects Funded by Others	335000-Hydrants	10133500	335.4	N	2	\$ -	\$ -	\$ -	\$ -	\$ -	\$ -	\$ -	\$ -	\$ -	\$ -		
333000		Projects Funded by Others	333000-Services	10133300	333.4	N	2	\$ -	\$ -	\$ -	\$ -	\$ -	\$ -	\$ -	\$ -	\$ -	\$ -		
334100		Projects Funded by Others	334100-Meters	10133410	334.4	N	2	\$ -	\$ -	\$ -	\$ -	\$ -	\$ -	\$ -	\$ -	\$ -	\$ -		
334200		Projects Funded by Others	334200-Meter Installations	10133420	334.4	N	2	\$ -	\$ -	\$ -	\$ -	\$ -	\$ -	\$ -	\$ -	\$ -	\$ -		
331001	R12-01-A1	Mains - New	331001-T&D Mains	10133100	331.4	Y	2	\$ 144	\$ 72	\$ -	\$ 72	\$ 144	\$ 251	\$ -	\$ 710	\$ -	\$ 14,127		
331001	R12-01-B1	Mains - Replaced / Restored	331001-T&D Mains	10133100	331.4	Y	2	\$ 1,458	\$ 609	\$ 416	\$ 839	\$ 1,103	\$ 1,706	\$ -	\$ 2,493	\$ -	\$ 27,584		
333000		Mains - Replaced / Restored	333000-Services	10133300	333.4	Y	2	\$ 146	\$ 61	\$ 42	\$ 84	\$ 110	\$ 171	\$ -	\$ 168	\$ -	\$ 2,758		
334100		Mains - Replaced / Restored	334100-Meters	10133410	334.4	Y	2	\$ 109	\$ 46	\$ 31	\$ 63	\$ 83	\$ 128	\$ -	\$ 126	\$ -	\$ 2,069		
335000		Mains - Replaced / Restored	335000-Hydrants	10133500	335.4	Y	2	\$ 109	\$ 46	\$ 31	\$ 63	\$ 83	\$ 128	\$ -	\$ 276	\$ -	\$ 2,069		
331001	R12-01-C1	Mains - Unscheduled	331001-T&D Mains	10133100	331.4	N	1	\$ -	\$ -	\$ -	\$ -	\$ -	\$ -	\$ -	\$ -	\$ -	\$ -		
331001	R12-01-D1	Mains - Relocated	331001-T&D Mains	10133100	331.4	Y	2	\$ 472	\$ 149	\$ -	\$ 32	\$ 97	\$ 162	\$ -	\$ -	\$ -	\$ 8,650		
335000		Mains - Relocated	335000-Hydrants	10133500	335.4	Y	2	\$ 52	\$ 17	\$ -	\$ 4	\$ 11	\$ 18	\$ -	\$ -	\$ -	\$ 961		
335000	R12-01-E1	Hydrants, Valves, and Manholes - N	335000-Hydrants	10133500	335.4	N	1	\$ -	\$ -	\$ -	\$ -	\$ -	\$ -	\$ -	\$ -	\$ -	\$ -		
331001	R12-01-F1	Hydrants, Valves, and Manholes - R	331001-T&D Mains	10133100	331.4	N	1	\$ -	\$ -	\$ -	\$ -	\$ -	\$ -	\$ -	\$ -	\$ -	\$ -		
335000	R12-01-F1	Hydrants, Valves, and Manholes - R	335000-Hydrants	10133500	335.4	N	1	\$ -	\$ -	\$ -	\$ -	\$ -	\$ -	\$ -	\$ -	\$ -	\$ -		
331001	R12-01-G1	Services and Laterals - New	331001-T&D Mains	10133100	331.4	N	1	\$ -	\$ -	\$ -	\$ -	\$ -	\$ -	\$ -	\$ -	\$ -	\$ -		
333000	R12-01-H1	Services and Laterals - Replaced	333000-Services	10133300	333.4	N	1	\$ -	\$ -	\$ -	\$ -	\$ -	\$ -	\$ -	\$ -	\$ -	\$ -		
334200		Services and Laterals - Replaced	334200-Meter Installations	10133420	334.4	N	1	\$ -	\$ -	\$ -	\$ -	\$ -	\$ -	\$ -	\$ -	\$ -	\$ -		
334100	R12-01-I1	Meters - New	334100-Meters	10133410	334.4	N	1	\$ -	\$ -	\$ -	\$ -	\$ -	\$ -	\$ -	\$ -	\$ -	\$ -		
334100	R12-01-J1	Meters - Replaced	334100-Meters	10133410	334.4	N	1	\$ -	\$ -	\$ -	\$ -	\$ -	\$ -	\$ -	\$ -	\$ -	\$ -		
334200		Meters - Replaced	334200-Meter Installations	10133420	334.4	N	1	\$ -	\$ -	\$ -	\$ -	\$ -	\$ -	\$ -	\$ -	\$ -	\$ -		
334100	R12-01-K1	ITS Equipment and Systems	334100-Meters	10133410	334.4	N	1	\$ -	\$ -	\$ -	\$ -	\$ -	\$ -	\$ -	\$ -	\$ -	\$ -		
346190	R12-01-L1	SCADA Equipment and Systems	346190-Remote Control & Ins	10134600	346.5	Y	6	\$ 4,680	\$ 3,214	\$ 3,875	\$ 4,575	\$ 5,308	\$ 5,129	\$ -	\$ -	\$ -	\$ 49,454		
304500	R12-01-M1	Security Equipment and Systems	304500-Struct & Imp-General	10130450	304.5	N	1	\$ -	\$ -	\$ -	\$ -	\$ -	\$ -	\$ -	\$ -	\$ -	\$ -		
304500	R12-01-N1	Offices and Operations Centers	304500-Struct & Imp-General	10130450	304.5	N	1	\$ -	\$ -	\$ -	\$ -	\$ -	\$ -	\$ -	\$ -	\$ -	\$ -		
304100		Offices and Operations Centers	304100-Struct & Imp-Supply	10130410	304.2	N	1	\$ -	\$ -	\$ -	\$ -	\$ -	\$ -	\$ -	\$ -	\$ -	\$ -		
340100		Offices and Operations Centers	340100-Office Furniture & Eq	10134010	340.5	N	1	\$ -	\$ -	\$ -	\$ -	\$ -	\$ -	\$ -	\$ -	\$ -	\$ -		
340300		Offices and Operations Centers	340300-Computer Software	10134030	340.5	N	1	\$ -	\$ -	\$ -	\$ -	\$ -	\$ -	\$ -	\$ -	\$ -	\$ -		
346100		Offices and Operations Centers	346100-Comm Equip Non-Tel	10134600	346.5	N	1	\$ -	\$ -	\$ -	\$ -	\$ -	\$ -	\$ -	\$ -	\$ -	\$ -		
347000		Offices and Operations Centers	347000-Misc Equipment	10134700	347.5	N	1	\$ -	\$ -	\$ -	\$ -	\$ -	\$ -	\$ -	\$ -	\$ -	\$ -		
341100	R12-01-O1	Vehicles	341100-Trans Equip Lt Duty T	10134100	341.5	N	1	\$ -	\$ -	\$ -	\$ -	\$ -	\$ -	\$ -	\$ -	\$ -	\$ -		
341200		Vehicles	341200-Trans Equip Hwy Duty	10134100	341.5	N	1	\$ -	\$ -	\$ -	\$ -	\$ -	\$ -	\$ -	\$ -	\$ -	\$ -		
341300		Vehicles	341300-Trans Equip Auto Car	10134100	341.5	N	1	\$ -	\$ -	\$ -	\$ -	\$ -	\$ -	\$ -	\$ -	\$ -	\$ -		
343000	R12-01-P1	Tools and Equipment	343000-Tools,Shop,Garage Ec	10134300	343.5	N	1	\$ -	\$ -	\$ -	\$ -	\$ -	\$ -	\$ -	\$ -	\$ -	\$ -		
304300	R12-01-Q1	Process Plant Facilities and Equipm	304300-Struct & Imp-Treatm	10130430	304.3	Y	2	\$ 57	\$ -	\$ -	\$ 100	\$ 560	\$ 874	\$ -	\$ 803	\$ -	\$ 9,635		
306000		Process Plant Facilities and Equipm	306000-Lake, River & Other Ir	10130600	306.2	Y	2	\$ 22	\$ -	\$ -	\$ 38	\$ 210	\$ 328	\$ -	\$ 323	\$ -	\$ 3,613		
311000		Process Plant Facilities and Equipm	311000-Pumping Equipment	10131120	311.2	Y	2	\$ 36	\$ -	\$ -	\$ 63	\$ 350	\$ 546	\$ -	\$ 597	\$ -	\$ 6,022		
320100		Process Plant Facilities and Equipm	320100-Wt Equip Non-Media	10132010	320.3	Y	2	\$ 14	\$ -	\$ -	\$ 25	\$ 140	\$ 219	\$ -	\$ 201	\$ -	\$ 2,409		
330200		Process Plant Facilities and Equipm	330200-Ground Level Tanks	10133000	330.4	Y	2	\$ 14	\$ -	\$ -	\$ 25	\$ 140	\$ 219	\$ -	\$ 1,787	\$ -	\$ 2,409		
344000		Process Plant Facilities and Equipm	344000-Laboratory Equipmer	10134400	344.5	Y	2	\$ -	\$ -	\$ -	\$ -	\$ -	\$ -	\$ -	\$ 46	\$ -	\$ -		
339600	R12-01-S1	Engineering Studies	339600-Other P/F-Cnc	10139600	339.1	Y	6	\$ 61	\$ 122	\$ 183	\$ 244	\$ 244	\$ 244	\$ -	\$ -	\$ -	\$ 32,893		





Kentucky American Water Company  
Case No. 2012-00520  
CWIP by Month, September 2012 - December 2014  
Automatically calculates: Prior month balance (beginning w/ Dec. 11 balance) + Capital Additions - Placed in Service Amounts  
Worksheet #: W/P - 1-4  
Excel: Exhibits\Rate Base\12\_31\_14.xlsx\AFUDC In-Service

JDE Account	FP#	Project Description	JDE / Utility Plant Account	SAP GL Account	NARUC Account	AFUDC?	Months till In-Service or In-Service Date	2014		Forecast Per. 13-Month Avg Jul-13 -Jul-14
								In-Serviced	In-Service	
331001	D12-01-P	Projects Funded by Others	331001-T&D Mains	10133100	331.4	N	2			\$ -
335000		Projects Funded by Others	335000-Hydrants	10133500	335.4	N	2			\$ -
333000		Projects Funded by Others	333000-Services	10133300	333.4	N	2			\$ -
334100		Projects Funded by Others	334100-Meters	10133410	334.4	N	2			\$ -
334200		Projects Funded by Others	334200-Meter Installations	10133420	334.4	N	2			\$ -
331001	R12-01-A1	Mains - New	331001-T&D Mains	10133100	331.4	Y	2	3,644		\$ 3,504
331001	R12-01-B1	Mains - Replaced / Restored	331001-T&D Mains	10133100	331.4	Y	2	21,802		\$ 21,999
333000		Mains - Replaced / Restored	333000-Services	10133300	333.4	Y	2	2,180		\$ 2,200
334100		Mains - Replaced / Restored	334100-Meters	10133410	334.4	Y	2	1,635		\$ 1,650
335000		Mains - Replaced / Restored	335000-Hydrants	10133500	335.4	Y	2	1,635		\$ 1,650
331001	R12-01-C1	Mains - Unscheduled	331001-T&D Mains	10133100	331.4	N	1			\$ -
331001	R12-01-D1	Mains - Relocated	331001-T&D Mains	10133100	331.4	Y	2	6,633		\$ 6,020
335000		Mains - Relocated	335000-Hydrants	10133500	335.4	Y	2	737		\$ 669
335000	R12-01-E1	Hydrants, Valves, and Manholes - N	335000-Hydrants	10133500	335.4	N	1			\$ -
331001	R12-01-F1	Hydrants, Valves, and Manholes - R	331001-T&D Mains	10133100	331.4	N	1			\$ -
335000	R12-01-G1	Services and Laterals - New	335000-Services	10133500	335.4	N	1			\$ -
333000	R12-01-H1	Services and Laterals - Replaced	333000-Services	10133300	333.4	N	1			\$ -
334200		Services and Laterals - Replaced	334200-Meter Installations	10133420	334.4	N	1			\$ -
334100	R12-01-I1	Meters - New	334100-Meters	10133410	334.4	N	1			\$ -
334100	R12-01-J1	Meters - Replaced	334100-Meters	10133410	334.4	N	1			\$ -
334200		Meters - Replaced	334200-Meter Installations	10133420	334.4	N	1			\$ -
334100	R12-01-K1	ITS Equipment and Systems	334100-Meters	10133410	334.4	N	1			\$ -
346190	R12-01-L1	SCADA Equipment and Systems	346190-Remote Control & Ins	10134600	346.5	Y	6	36,953		\$ 55,142
304500	R12-01-M1	Security Equipment and Systems	304500-Struct & Imp-General	10130450	304.5	N	1			\$ -
304500	R12-01-N1	Offices and Operations Centers	304500-Struct & Imp-General	10130450	304.5	N	1			\$ -
304100		Offices and Operations Centers	304100-Struct & Imp-Supply	10130410	304.2	N	1			\$ -
340100		Offices and Operations Centers	340100-Office Furniture & Eq	10134010	340.5	N	1			\$ -
340300		Offices and Operations Centers	340300-Computer Software	10134010	340.5	N	1			\$ -
346100		Offices and Operations Centers	346100-Comm Equip Non-Tel	10134600	346.5	N	1			\$ -
347000		Offices and Operations Centers	347000-Misc Equipment	10134700	347.5	N	1			\$ -
341100	R12-01-O1	Vehicles	341100-Trans Equip Lt Duty T	10134100	341.5	N	1			\$ -
341200		Vehicles	341200-Trans Equip Hwy Duty	10134100	341.5	N	1			\$ -
341300		Vehicles	341300-Trans Equip Auto Car	10134100	341.5	N	1			\$ -
343000	R12-01-P1	Tools and Equipment	343000-Tools,Shop,Garage Ec	10134300	343.5	N	1			\$ -
304300	R12-01-Q1	Process Plant Facilities and Equipm	304300-Struct & Imp-Treatm	10130430	304.3	Y	2	7,091		\$ 6,980
306000		Process Plant Facilities and Equipm	306000-Lake, River & Other Ir	10130600	306.2	Y	2	2,659		\$ 2,618
311000		Process Plant Facilities and Equipm	311000-Pumping Equipment	10131120	311.2	Y	2	4,432		\$ 4,363
320100		Process Plant Facilities and Equipm	320100-Wt Equip Non-Media	10132010	320.3	Y	2	1,773		\$ 1,745
330200		Process Plant Facilities and Equipm	330200-Ground Level Tanks	10133000	330.4	Y	2	1,773		\$ 1,745
344000		Process Plant Facilities and Equipm	344000-Laboratory Equipment	10134400	344.5	Y	2			\$ -
339600	R12-01-S1	Engineering Studies	339600-Other P/F-Cnc	10133910	339.1	Y	6	1,464		\$ 4,636

Kentucky American Water Company  
Case No. 2012-00520  
CWIP by Month, September 2012 - December 2014  
Automatically calculates: Prior month balance (beginning w/ Dec. 11 balance) + Capital Additions - Placed in Service Amounts  
Worksheet #: W/P - 1-4  
Excel: Exhibits\Rate Base\12\_31\_14.xlsx\AFUDC In-Service

JDE Account	FP#	Project Description	JDE / Utility Plant Account	SAP GL Account	NARUC Account	AFUDC?	Months til In-Service or In-Service Date	2014		Forecast Per. 13-Month Avg Jul-13 -Jul-14
								In-Service	AFUDC Element of CWIP \$	
340200	T12-0102-P	Business Transformation 2010 - 201340200-Comp & Periph Equip		10134010	340.5	Y	5/1/2013			
340300		Business Transformation 2010 - 201340300-Computer Software		10134010	340.5	Y	5/1/2013			
340315	T12-0103-P	Business Transformation 2010 - 201340315-Comp Software Spec		10134010	340.5	N	8/1/2012			
331001	I12-020001	New WTP On Pool 3 of Kentucky	331001-T&D Mains	10133100	331.4	N	9/20/2010			
330200	I12-020027	Russell Cave Rd Main Extension	330200-Ground Level Tanks	10133000	330.4	Y	7/15/2012			
331001	I12-020009	US 25 Relocation	331001-T&D Mains	10133100	331.4	N	7/30/2012			
333000		US 25 Relocation	333000-Services	10133300	333.4	N	7/30/2012			
335000		US 25 Relocation	335000-Hydrants	10133500	335.4	N	7/30/2012			
331001	I12-020010	Leestown Road	331001-T&D Mains	10133100	331.4	Y	4/15/2013			
333000		Leestown Road	333000-Services	10133300	333.4	Y	4/15/2013			
335000		Leestown Road	335000-Hydrants	10133500	335.4	Y	4/15/2013			
311000	I12-020025	Pump Efficiency Replacement	311000-Pumping Equipment	10131120	311.2	Y	4/15/2013			
311200		Pump Efficiency Replacement	311200-Pump Eqp Electric	10131120	311.2	Y	4/15/2013			
339300		Pump Efficiency Replacement	339300-Other P/E-Treatment	10133930	339.3	Y	4/15/2013			
346190		Pump Efficiency Replacement	346190-Remote Control & Ins	10134600	346.5	Y	4/15/2013			
347000		Pump Efficiency Replacement	347000-Misc Equipment	10134700	347.5	Y	4/15/2013			
303500	I12-300003	Northern Division Connection	303500-Land & Land Rights-T	10130350	303.4	Y	12/28/2013			23,374
331001		Northern Division Connection	331001-T&D Mains	10133100	331.4	Y	12/28/2013			462,967
311540		Northern Division Connection	311540-Pumping Equipment	10131154	311.4	Y	12/28/2013			14,230
311200		Northern Division Connection	311200-Pump Eqp Electric	10131120	311.2	Y	12/28/2013			11,384
346190		Northern Division Connection	346190-Remote Control & Ins	10134600	346.5	Y	12/28/2013			2,846
330100		Northern Division Connection	330100-Elevated Tanks & Sta	10133000	330.4	Y	12/28/2013			142,302
331001	IP-1202-9	Todds and Cleveland Rd Main Exter	331001-T&D Mains	10133100	331.4	Y	11/15/2014		42,763	
335000		Todds and Cleveland Rd Main Exter	335000-Hydrants	10133500	335.4	Y	11/15/2014		1,096	
304300	IP-1202-10	KRS Clearwell Improvements (332)	304300-Struct & Imp-Treatm	10130430	304.3	Y	6/15/2015			
331001	IP-1202-11	I-75 Main Extension	331001-T&D Mains	10133100	331.4	Y	11/15/2014		34,441	
335000		I-75 Main Extension	335000-Hydrants	10133500	335.4	Y	11/15/2014		883	
331001	IP-1202-13	Greenwich Rd Main Extension	331001-T&D Mains	10133100	331.4	Y	10/15/2014		26,822	
335000		Greenwich Rd Main Extension	335000-Hydrants	10133500	335.4	Y	10/15/2014		688	
331001	IP-1202-16	North Upper St Main Replacement	331001-T&D Mains	10133100	331.4	Y	12/15/2014		36,656	
333000		North Upper St Main Replacement	333000-Services	10133300	333.4	Y	12/15/2014		4,189	
335000		North Upper St Main Replacement	335000-Hydrants	10133500	335.4	Y	12/15/2014		1,047	
331001	IP-1202-20	KY Major Highway	331001-T&D Mains	10133100	331.4	Y	12/15/2014		26,771	
333000		KY Major Highway	333000-Services	10133300	333.4	Y	12/15/2014		3,060	
335000		KY Major Highway	335000-Hydrants	10133500	335.4	Y	12/15/2014		765	
304300	IP-1202-23	RRS Carbon and Pre-Chlorine Feed	304300-Struct & Imp-Treatm	10130430	304.3	Y	9/15/2014		1,284	
311000		RRS Carbon and Pre-Chlorine Feed	311000-Pumping Equipment	10131120	311.2	Y	9/15/2014		1,284	
311200		RRS Carbon and Pre-Chlorine Feed	311200-Pump Eqp Electric	10131120	311.2	Y	9/15/2014		1,284	
320100		RRS Carbon and Pre-Chlorine Feed	320100-Wt Equip Non-Media	10132010	320.3	Y	9/15/2014		2,568	
334100	IP-1202-27	KRS Hydrotreater Valve & Flow Met	334100-Meters	10133410	334.4	Y	7/30/2014		671	671
334200		KRS Hydrotreater Valve & Flow Met	334200-Meter Installations	10133420	334.4	Y	7/30/2014		479	479
334300		KRS Hydrotreater Valve & Flow Met	334300-Meter Vaults	10133410	334.4	Y	7/30/2014		767	767
311000	IP-1202-39	Pump Efficiency Repl	311000-Pumping Equipment	10131120	311.2	Y	9/25/2014		2,870	
311200		Pump Efficiency Repl	311200-Pump Eqp Electric	10131120	311.2	Y	9/25/2014		715	



Kentucky American Water Company  
Case No. 2012-00520  
CWIP by Month, September 2012 - December 2014  
Automatically calculates: Prior month balance (beginning w/ Dec. 11 balance) + Capital Additions - Placed in Service Amounts  
Worksheet #: W/P - 1-4  
Excel: Exhibits\Rate Base\Rate Base KY Capital through 12\_31\_14.xlsx\AFUDC In-Service

JDE Account	FP#	Project Description	JDE / Utility Plant Account	SAP GL Account	NARUC Account	AFUDC?	Months til In-Service or In-Service Date	2014 In-Service	AFUDC Element of CWIP \$	2014 In-Service	Forecast Per. 13-Month Avg Jul-13 -Jul-14
346190		Pump Efficiency Repl	346190-Remote Control & Ins	10134600	346.5	Y	9/25/2014	718	\$	289,362	775,770
347000		Pump Efficiency Repl	347000-Misc Equipment	10134700	347.5	Y	9/25/2014	718	\$		

Kentucky American Water Company

Case No. 2012-00520

Pro Forma Adjustment of Materials & Supplies

For the 13 Month Average July 31, 2013 - July 31, 2014

Witness Responsible:

Type of Filing:  Original  Updated  Revised

Line No.	Description	Base Year at 3/31/2013	Adjustments	Forecast Year at 7/31/2014	Reference
1	Base Year for the 12 Months Ended 3/31/2013	\$ 727,081		\$ 727,081	
2					
3					
4	Adjustments:		\$ -		
5			\$ -		
7	Total Adjustments:		\$ -	0	
8					
9					
10	Forecasted Year at Present Rates			\$ 727,081	Exhibits\Rate Base\[KY M&S.xlsx]linkout
11					
12					
13					
14					
15					
16					
17					
18					
19					
20					
21					
22					

Kentucky American Water Company  
Case No. 2012-00520  
Twenty-four Month Average Materials & Supplies

W/P - 1-5

Exhibits\Rate Base\[KY M&S.xlsx]linkout

Month	STOCK E		STOCK C		OTHER		PRICE DIFFERENCE	INVENTORY CONVERSION	Total
	PLANT MATERIALS	MATERIALS & SUPPLIES	CHEMICALS	MATERIALS & SUPPLIES					
Oct-10	\$ -	\$ -	\$ -	\$ -	\$ -	\$ -	\$ -	771,513	771,513
Nov-10	\$ -	\$ -	\$ -	\$ -	\$ -	\$ -	\$ -	761,006	761,006
Dec-10	\$ -	\$ -	\$ -	\$ -	\$ -	\$ -	\$ -	747,354	747,354
Jan-11	\$ -	\$ -	\$ -	\$ -	\$ -	\$ -	\$ -	720,540	720,540
Feb-11	\$ -	\$ -	\$ -	\$ -	\$ -	\$ -	\$ -	684,047	684,047
Mar-11	\$ -	\$ -	\$ -	\$ -	\$ -	\$ -	\$ -	701,994	701,994
Apr-11	\$ -	\$ -	\$ -	\$ -	\$ -	\$ -	\$ -	641,274	641,274
May-11	\$ -	\$ -	\$ -	\$ -	\$ -	\$ -	\$ -	664,837	664,837
Jun-11	\$ -	\$ -	\$ -	\$ -	\$ -	\$ -	\$ -	626,534	626,534
Jul-11	\$ -	\$ -	\$ -	\$ -	\$ -	\$ -	\$ -	671,739	671,739
Aug-11	\$ -	\$ -	\$ -	\$ -	\$ -	\$ -	\$ -	729,936	729,936
Sep-11	\$ -	\$ -	\$ -	\$ -	\$ -	\$ -	\$ -	710,396	710,396
Oct-11	\$ -	\$ -	\$ -	\$ -	\$ -	\$ -	\$ -	657,795	657,795
Nov-11	\$ -	\$ -	\$ -	\$ -	\$ -	\$ -	\$ -	655,132	655,132
Dec-11	\$ -	\$ -	\$ -	\$ -	\$ -	\$ -	\$ -	691,214	691,214
Jan-12	\$ -	\$ -	\$ -	\$ -	\$ -	\$ -	\$ -	676,208	676,208
Feb-12	\$ -	\$ -	\$ -	\$ -	\$ -	\$ -	\$ -	675,198	675,198
Mar-12	\$ -	\$ -	\$ -	\$ -	\$ -	\$ -	\$ -	728,753	728,753
Apr-12	\$ -	\$ -	\$ -	\$ -	\$ -	\$ -	\$ -	769,588	769,588
May-12	\$ -	\$ -	\$ -	\$ -	\$ -	\$ -	\$ -	760,588	760,588
Jun-12	\$ -	\$ -	\$ -	\$ -	\$ -	\$ -	\$ -	916,918	916,918
Jul-12	\$ 544,854	\$ -	\$ 260,148	\$ -	\$ -	\$ -	\$ -	683	805,685
Aug-12	\$ 549,952	\$ -	\$ 274,261	\$ -	\$ -	\$ -	\$ -	683	824,896
Sep-12	\$ 557,972	\$ -	\$ 284,163	\$ 13,979	\$ -	\$ (1)	\$ -	683	856,797
	\$ 68,866								727,081

Account #: 241234

Workpaper #: W/P - 1-6  
 Excel Reference: Exhibits\Rate Base\Rate Base KY Capital through 12\_31\_14.xlsx\Exh DevAdv

Kentucky American Water Company  
 Case No. 2012-00520  
 Pro Forma Adjustment of Contributions in Aid of Construction  
 For the 13 Month Average July 31, 2013 - July 31, 2014

Witness Responsible: \_\_\_\_\_  
 Type of Filing:  Original  Updated  Revised

Line No.	Description	Base Year at 3/31/2013	Adjustments	Forecast Year at 7/31/2014	Reference
1	Base Year for the 12 Months Ended 3/31/2013	\$ (13,545,381)		\$ (13,545,381)	
2					
3					
4	Adjustments:				
5	Net of Additions and Retirements		\$ (452,462)		
7	Total Adjustments:		\$ (452,462)	(452,462)	
8					
9					
10	Forecasted Year at Present Rates			\$ (13,997,843)	





Kentucky American Water Company  
Case No. 2012-00520  
Developer Advances by Month, September 2012 - December 2014

**Calculated:**  
**Prior Month Balance + Each Month's Net Activity**  
Worksheet #W/P - 1-6

	Base Period			Forecast Period	
	as of				
	31-Mar-13			13-Month Avg	
				Jul-13 - Jul-14	
Grand Total Customer Advances:	(14,159,381)	(14,184,381)	(14,239,381)	(126,696)	(654,000)
				(486,000)	(13,997,843)

Exhibits \Rate Base \Rate Base KY Capital  
through 12\_31\_14.xlsx\Bal and Actv DevAdv

Line #	Utility	SAP GL		JDE / Util		NARUC		Oct-Dec 2012	2013 Additions	2014 Additions	as of 31-Mar-13	13-Month Avg Jul-13 - Jul-14	
		Account	25212000	Account	252120	Account	96 Acct						
1	Water	25212000	Adv Constr-NT ExtDep	252120	252.2	Balance	96 Acct	(14,159,381)	(14,184,381)	(14,239,381)	(126,696)	(654,000)	(486,000)
2								(14,159,381)	(14,184,381)	(14,239,381)	(126,696)	(654,000)	(486,000)
3						Advances		(145,000)	(125,000)	(155,000)	(560,000)	(1,559,000)	(1,486,000)
4						Refunds		115,000	100,000	100,000	433,304	905,000	1,000,000
5						Net Activity		(30,000)	(25,000)	(55,000)	(126,696)	(654,000)	(486,000)
						(Line 3 +							
						Line 4)							

Workpaper #: W/P - 1-7  
Excel Reference: Exhibits\Rate Base\Rate Base KY Capital through 12\_31\_14.xlsx\Exh CIAC

Kentucky American Water Company  
Case No. 2012-00520  
Pro Forma Adjustment of Contributions in Aid of Construction  
For the 13 Month Average July 31, 2013 - July 31, 2014

Witness Responsible: \_\_\_\_\_  
Type of Filing:  Original  Updated  Revised

Line No.	Description	Base Year at 3/31/2013	Adjustments	Forecast Year at 7/31/2014	Reference
1	Base Year for the 12 Months Ended 3/31/2013	\$ <u>(52,036,709)</u>		\$ (52,036,709)	
2					
3					
4	<b>Adjustments:</b>				
5	Net of Additions & Amortizations		\$ (201,981)		
7	<b>Total Adjustments:</b>		<u>\$ (201,981)</u>	<u>(201,981)</u>	
8					
9					
10	<b>Forecasted Year at Present Rates</b>			<u>\$ (52,238,690)</u>	





Kentucky American Water Company  
Case No. 2012-00520  
CIAC Balances by Month, September 2012 - December 2014  
Calculated: Prior Month Balance + CIAC  
Additions or CIAC Amortizations

Monthly Life Rate	Monthly COR	Utility	SAP GL Account	Account Description	JDE / Util Acct	Jun-13	Jul-13	Aug-13	Sep-13	Oct-13	Nov-13	Dec-13	Jan-14	Feb-14	Mar-14
-0.1200%	-0.0183%	Water	27111000	CIAC-NT Mains	271110	(18,386,825)	(18,405,575)	(18,428,075)	(18,450,575)	(18,473,075)	(18,512,075)	(18,528,575)	(18,545,825)	(18,562,325)	(18,579,575)
-0.1200%	-0.0183%	Water	27112000	CIAC-NT Ext Dep	271120	(13,380,411)	(13,408,411)	(13,442,011)	(13,475,611)	(13,509,211)	(13,567,451)	(13,592,091)	(13,617,851)	(13,642,491)	(13,668,251)
-0.1250%	-0.0142%	Water	27113000	CIAC-NT Svcs	271130	(20,375,222)	(20,420,347)	(20,474,497)	(20,528,647)	(20,582,797)	(20,676,657)	(20,716,367)	(20,757,882)	(20,797,592)	(20,839,107)
-0.2208%	-0.0142%	Water	27114000	CIAC-NT Meters	271140	(1,150,018)	(1,155,893)	(1,162,943)	(1,169,993)	(1,177,043)	(1,189,433)	(1,194,433)	(1,199,838)	(1,205,008)	(1,210,413)
-0.0992%	-0.0250%	Water	27115000	CIAC-NT Hydrants	271150	(1,853,503)	(1,856,878)	(1,860,928)	(1,864,978)	(1,869,028)	(1,876,048)	(1,879,018)	(1,882,123)	(1,885,093)	(1,888,198)
-0.1567%	-0.0317%	Water	27116000	CIAC-NT Other	271160	(3,537,560)	(3,537,810)	(3,538,110)	(3,538,410)	(3,538,710)	(3,539,230)	(3,539,450)	(3,539,680)	(3,539,900)	(3,540,130)
0.0000%	0.0000%	Water	27117000	CIAC-NT WIP	271170	(1,192,541)	(1,208,416)	(1,227,466)	(1,246,516)	(1,265,566)	(1,298,586)	(1,312,556)	(1,327,161)	(1,341,131)	(1,355,736)
0.0000%	0.0000%	Water	27118000	CIAC-NT NUP Property	271180	(249,725)	(249,725)	(249,725)	(249,725)	(249,725)	(249,725)	(249,725)	(249,725)	(249,725)	(249,725)
-0.1200%	-0.0183%	Water	27121000	CIAC-Tax Mains	271210	(1,998,493)	(1,998,493)	(1,998,493)	(1,998,493)	(1,998,493)	(1,998,493)	(1,998,493)	(1,998,493)	(1,998,493)	(1,998,493)
-0.1200%	-0.0183%	Water	27122000	CIAC-Tax Ext Dep	271220	(766,586)	(766,586)	(766,586)	(766,586)	(766,586)	(766,586)	(766,586)	(766,586)	(766,586)	(766,586)
-0.1250%	-0.0150%	Water	27123000	CIAC-Tax Svcs	271230	(7,389,965)	(7,397,715)	(7,407,015)	(7,416,315)	(7,425,615)	(7,441,735)	(7,448,555)	(7,455,685)	(7,462,505)	(7,469,635)
-0.2208%	-0.0142%	Water	27124000	CIAC-Tax Meters	271240	(3,299)	(3,299)	(3,299)	(3,299)	(3,299)	(3,299)	(3,299)	(3,299)	(3,299)	(3,299)
-0.0992%	-0.0250%	Water	27125000	CIAC-Tax Hydrants	271250	(487,487)	(487,487)	(487,487)	(487,487)	(487,487)	(487,487)	(487,487)	(487,487)	(487,487)	(487,487)
-0.1567%	-0.0317%	Water	27126000	CIAC-Tax Other	271260	(440,903)	(440,903)	(440,903)	(440,903)	(440,903)	(440,903)	(440,903)	(440,903)	(440,903)	(440,903)
0.0000%	0.0000%	Water	27127000	CIAC-Tax WIP	271270	(868)	(868)	(868)	(868)	(868)	(868)	(868)	(868)	(868)	(868)
0.0000%	0.0000%	Water	27206000	AccAmort CIAC-Other	272060	17,098,196	17,204,745	17,311,490	17,418,471	17,525,686	17,633,136	17,740,995	17,849,025	17,957,236	18,065,619
		Water	27210000	AccAmort CIAC-Tax	272100	1,737,990	1,761,733	1,785,496	1,809,282	1,833,091	1,856,924	1,880,796	1,904,686	1,928,594	1,952,519
					<b>Net</b>	<b>(52,377,219)</b>	<b>(52,371,927)</b>	<b>(52,391,419)</b>	<b>(52,410,653)</b>	<b>(52,429,628)</b>	<b>(52,558,345)</b>	<b>(52,536,614)</b>	<b>(52,519,694)</b>	<b>(52,497,576)</b>	<b>(52,480,268)</b>
					<b>Less Non Utility</b>	<b>(249,725)</b>	<b>(249,725)</b>	<b>(249,725)</b>	<b>(249,725)</b>	<b>(249,725)</b>	<b>(249,725)</b>	<b>(249,725)</b>	<b>(249,725)</b>	<b>(249,725)</b>	<b>(249,725)</b>
		Sewer	27111000	CIAC-NT Mains	271110	-	-	-	-	-	-	-	-	-	-
		Sewer	27112000	CIAC-NT Ext Dep	271120	(80,703)	(80,703)	(80,703)	(80,703)	(80,703)	(80,703)	(80,703)	(80,703)	(80,703)	(80,703)
		Sewer	27113000	CIAC-NT Svcs	271130	(14,190)	(14,190)	(14,190)	(14,190)	(14,190)	(14,190)	(14,190)	(14,190)	(14,190)	(14,190)
		Sewer	27114000	CIAC-NT Meters	271140	(884)	(884)	(884)	(884)	(884)	(884)	(884)	(884)	(884)	(884)
		Sewer	27115000	CIAC-NT Hydrants	271150	-	-	-	-	-	-	-	-	-	-
		Sewer	27116000	CIAC-NT Other	271160	(1,193,557)	(1,193,557)	(1,193,557)	(1,193,557)	(1,193,557)	(1,193,557)	(1,193,557)	(1,193,557)	(1,193,557)	(1,193,557)
		Sewer	27117000	CIAC-NT WIP	271170	-	-	-	-	-	-	-	-	-	-
		Sewer	27118000	CIAC-NT NUP Property	271180	-	-	-	-	-	-	-	-	-	-
		Sewer	27121000	CIAC-Tax Mains	271210	-	-	-	-	-	-	-	-	-	-
		Sewer	27122000	CIAC-Tax Ext Dep	271220	-	-	-	-	-	-	-	-	-	-
		Sewer	27123000	CIAC-Tax Svcs	271230	-	-	-	-	-	-	-	-	-	-
		Sewer	27124000	CIAC-Tax Meters	271240	-	-	-	-	-	-	-	-	-	-
		Sewer	27125000	CIAC-Tax Hydrants	271250	-	-	-	-	-	-	-	-	-	-
		Sewer	27126000	CIAC-Tax Other	271260	-	-	-	-	-	-	-	-	-	-
		Sewer	27127000	CIAC-Tax WIP	271270	-	-	-	-	-	-	-	-	-	-
		Sewer	27206000	AccAmort CIAC-Other	272060	582,628	582,628	582,628	582,628	582,628	582,628	582,628	582,628	582,628	582,628
		Sewer	27210000	AccAmort CIAC-Tax	272100	-	-	-	-	-	-	-	-	-	-
					<b>Net</b>	<b>(706,706)</b>	<b>(706,706)</b>	<b>(706,706)</b>	<b>(706,706)</b>	<b>(706,706)</b>	<b>(706,706)</b>	<b>(706,706)</b>	<b>(706,706)</b>	<b>(706,706)</b>	<b>(706,706)</b>

Exhibits\Rate Base KY Capital through 12\_31\_14.xlsx|Bal  
CIAC



Kentucky American Water Company  
Case No. 2012-00520  
CIAC Activity by Month, September 2012 - December 2014  
Calculation: Account Activity Per SCEP for CIAC Additions, Amortization Activity  
Per Amortization Rates & Prior Month CIAC Balances  
Worksheet # W/P - 1-7 & W/P - 4-1 & W/P - 4-3

Exhibits\Rate Base\Rate Base KY Capital through 12\_31\_14.xlsx\Actv  
Excel Referent CIAC

Monthly Life Rate	Monthly COR Rate	Monthly Utility	SAP GL Account	Account Description	Plant Account	NARUC 96 Account	Balance Forward					Bal Fwd	
							Sep-12	Oct-12	Nov-12	Dec-12	Jan-13		Feb-13
-0.1200%	-0.0183%	Water	27111000	CIAC-NT Mains	271110	271.1	\$ (17,981,825)	(24,000)	(24,000)	(24,000)	(24,000)	(17,250)	(17,250)
-0.1200%	-0.0183%	Water	27112000	CIAC-NT Ext Dep	271120	271.1	\$ (12,775,611)	(35,840)	(35,840)	(35,840)	(35,840)	(25,760)	(25,760)
-0.1250%	-0.1250%	Water	27113000	CIAC-NT Svcs	271130	271.1	\$ (19,400,522)	(57,760)	(57,760)	(57,760)	(57,760)	(41,515)	(41,515)
-0.2208%	-0.0142%	Water	27114000	CIAC-NT Meters	271140	271.1	\$ (1,023,118)	(7,520)	(7,520)	(7,520)	(7,520)	(70,970)	(5,405)
-0.0992%	-0.0250%	Water	27115000	CIAC-NT Hydrants	271150	271.1	\$ (1,780,603)	(4,320)	(4,320)	(4,320)	(4,320)	(3,105)	(3,105)
-0.1567%	-0.0317%	Water	27116000	CIAC-NT Other	271160	271.1	\$ (3,532,160)	(320)	(320)	(320)	(320)	(3,020)	(230)
0.0000%	0.0000%	Water	27117000	CIAC-NT WIP	271170	271.1	\$ (849,641)	(20,320)	(20,320)	(20,320)	(191,770)	(14,605)	(14,605)
0.0000%	0.0000%	Water	27118000	CIAC-NT NUP Property	271180	271.1	\$ (249,725)						
-0.1200%	-0.0183%	Water	27121000	CIAC-Tax Mains	271210	271.1	\$ (1,998,493)						
-0.1200%	-0.0183%	Water	27122000	CIAC-Tax Ext Dep	271220	271.1	\$ (766,586)						
-0.1250%	-0.1250%	Water	27123000	CIAC-Tax Svcs	271230	271.1	\$ (7,222,565)	(9,920)	(9,920)	(9,920)	(9,920)	(7,130)	(93,620)
-0.2208%	-0.0142%	Water	27124000	CIAC-Tax Meters	271240	271.1	\$ (3,299)						
-0.0992%	-0.0250%	Water	27125000	CIAC-Tax Hydrants	271250	271.1	\$ (487,487)						
-0.1567%	-0.0317%	Water	27126000	CIAC-Tax Other	271260	271.1	\$ (440,903)						
0.0000%	0.0000%	Water	27127000	CIAC-Tax WIP	271270	271.1	\$ (868)						
		Water	27206000	AccAmort CIAC-Other	272060	272.2	\$ 16,160,425	102,317	102,567	102,818	103,069	103,249	105,616
		Water	27210000	AccAmort CIAC-Tax	272100	272.2	\$ 1,526,393	23,325	23,350	23,374	23,399	23,417	23,651
				<b>Net Activity</b>				(34,359)	(34,083)	(33,807)	11,468	(1,383,334)	14,268
		Sewer	27111000	CIAC-NT Mains	271110	271.1	\$ -						
		Sewer	27112000	CIAC-NT Ext Dep	271120	271.1	\$ (80,703)						
		Sewer	27113000	CIAC-NT Svcs	271130	271.1	\$ (14,190)						
		Sewer	27114000	CIAC-NT Meters	271140	271.1	\$ (884)						
		Sewer	27115000	CIAC-NT Hydrants	271150	271.1	\$ -						
		Sewer	27116000	CIAC-NT Other	271160	271.1	\$ (1,193,557)						
		Sewer	27117000	CIAC-NT WIP	271170	271.1	\$ -						
		Sewer	27118000	CIAC-NT NUP Property	271180	271.1	\$ -						
		Sewer	27121000	CIAC-Tax Mains	271210	271.1	\$ -						
		Sewer	27122000	CIAC-Tax Ext Dep	271220	271.1	\$ -						
		Sewer	27123000	CIAC-Tax Svcs	271230	271.1	\$ -						
		Sewer	27124000	CIAC-Tax Meters	271240	271.1	\$ -						
		Sewer	27125000	CIAC-Tax Hydrants	271250	271.1	\$ -						
		Sewer	27126000	CIAC-Tax Other	271260	271.1	\$ -						
		Sewer	27127000	CIAC-Tax WIP	271270	271.1	\$ -						
		Sewer	27206000	AccAmort CIAC-Other	272060	272.2	\$ 582,628						
		Sewer	27210000	AccAmort CIAC-Tax	272100	272.2	\$ -						
				<b>Net CIAC:</b>			\$ (706,706)						

Kentucky American Water Company

Case No. 2012-00520

CIAC Activity by Month, September 2012 - December 2014

Calculation: Account Activity Per SCEP for CIAC Additions, Amortization Activity

Per Amortization Rates & Prior Month CIAC Balances

Worksheet # W/P - 1-7 & W/P - 4-1 & W/P - 4-3

Exhibits\Rate Base\Rate Base KY Capital through 12\_31\_14.xlsx\Actv

Excel Referent CIAC

	Apr-13	May-13	Jun-13	Jul-13	Aug-13	Sep-13	Oct-13	Nov-13
Non-Tax CIAC Depr. Credit	73,013	73,179	73,339	73,510	73,639	73,794	73,949	74,104
Tax CIAC Depr. Credit	13,700	13,712	13,724	13,737	13,747	13,758	13,770	13,782
Non-Tax CIAC COR Credit	32,783	32,869	32,951	33,040	33,106	33,186	33,266	33,347
Tax CIAC COR Credit	9,969	9,982	9,994	10,006	10,016	10,028	10,039	10,051

Monthly Life Rate	Monthly COR Rate	Utility	SAP GL Account	Account Description	Plant	NARUC 96 Account	Apr-13	May-13	Jun-13	Jul-13	Aug-13	Sep-13	Oct-13	Nov-13
-0.1200%	-0.0183%	Water	27111000	CIAC-NT Mains	271110	271.1	(24,000)	(23,250)	(24,750)	(18,750)	(22,500)	(22,500)	(22,500)	(39,000)
-0.1200%	-0.0183%	Water	27112000	CIAC-NT Ext Dep	271120	271.1	(35,840)	(34,720)	(36,960)	(28,000)	(33,600)	(33,600)	(33,600)	(58,240)
-0.1250%	-0.1250%	Water	27113000	CIAC-NT Svcs	271130	271.1	(57,760)	(55,955)	(59,565)	(45,125)	(54,150)	(54,150)	(54,150)	(93,860)
-0.2208%	-0.0142%	Water	27114000	CIAC-NT Meters	271140	271.1	(7,520)	(7,285)	(7,755)	(5,875)	(7,050)	(7,050)	(7,050)	(12,220)
-0.0992%	-0.0250%	Water	27115000	CIAC-NT Hydrants	271150	271.1	(4,320)	(4,185)	(4,455)	(3,375)	(4,050)	(4,050)	(4,050)	(7,020)
-0.1567%	-0.0317%	Water	27116000	CIAC-NT Other	271160	271.1	(320)	(310)	(330)	(250)	(300)	(300)	(300)	(520)
0.0000%	0.0000%	Water	27117000	CIAC-NT WIP	271170	271.1	(20,320)	(19,685)	(20,955)	(15,875)	(19,050)	(19,050)	(19,050)	(33,020)
0.0000%	0.0000%	Water	27118000	CIAC-NT NUP Property	271180	271.1								
-0.1200%	-0.0183%	Water	27121000	CIAC-Tax Mains	271210	271.1								
-0.1200%	-0.0183%	Water	27122000	CIAC-Tax Ext Dep	271220	271.1								
-0.1250%	-0.1250%	Water	27123000	CIAC-Tax Svcs	271230	271.1	(9,920)	(9,610)	(10,230)	(7,750)	(9,300)	(9,300)	(9,300)	(16,120)
-0.2208%	-0.0142%	Water	27124000	CIAC-Tax Meters	271240	271.1								
-0.0992%	-0.0250%	Water	27125000	CIAC-Tax Hydrants	271250	271.1								
-0.1567%	-0.0317%	Water	27126000	CIAC-Tax Other	271260	271.1								
0.0000%	0.0000%	Water	27127000	CIAC-Tax WIP	271270	271.1								
		Water	27206000	AccAmort CIAC-Other	272060	272.2	105,797	106,047	106,290	106,549	106,745	106,980	107,215	107,450
		Water	27210000	AccAmort CIAC-Tax	272100	272.2	23,669	23,694	23,718	23,743	23,763	23,786	23,809	23,832
							<b>Net Activity</b>	<b>(30,534)</b>	<b>(25,259)</b>	<b>(34,992)</b>	<b>5,292</b>	<b>(19,234)</b>	<b>(18,975)</b>	<b>(128,717)</b>
		Sewer	27111000	CIAC-NT Mains	271110	271.1								
		Sewer	27112000	CIAC-NT Ext Dep	271120	271.1								
		Sewer	27113000	CIAC-NT Svcs	271130	271.1								
		Sewer	27114000	CIAC-NT Meters	271140	271.1								
		Sewer	27115000	CIAC-NT Hydrants	271150	271.1								
		Sewer	27116000	CIAC-NT Other	271160	271.1								
		Sewer	27117000	CIAC-NT WIP	271170	271.1								
		Sewer	27118000	CIAC-NT NUP Property	271180	271.1								
		Sewer	27121000	CIAC-Tax Mains	271210	271.1								
		Sewer	27122000	CIAC-Tax Ext Dep	271220	271.1								
		Sewer	27123000	CIAC-Tax Svcs	271230	271.1								
		Sewer	27124000	CIAC-Tax Meters	271240	271.1								
		Sewer	27125000	CIAC-Tax Hydrants	271250	271.1								
		Sewer	27126000	CIAC-Tax Other	271260	271.1								
		Sewer	27127000	CIAC-Tax WIP	271270	271.1								
		Sewer	27206000	AccAmort CIAC-Other	272060	272.2								
		Sewer	27210000	AccAmort CIAC-Tax	272100	272.2								
							<b>Net CIAC:</b>							

Kentucky American Water Company

Case No. 2012-00520

CIAC Activity by Month, September 2012 - December 2014

Calculation: Account Activity Per SCEP for CIAC Additions, Amortization Activity

Per Amortization Rates & Prior Month CIAC Balances

Worksheet # W/P - 1-7 & W/P - 4-1 & W/P - 4-3

Exhibits\Rate Base\Rate Base KY Capital through 12\_31\_14.xlsx\Actv

Excel Referent CIAC

	Dec-13	Jan-14	Feb-14	Mar-14	Apr-14	May-14	Jun-14	Jul-14
Non-Tax CIAC Depr. Credit	74,373	74,486	74,605	74,719	74,838	75,003	75,164	75,334
Tax CIAC Depr. Credit	13,802	13,810	13,819	13,828	13,837	13,849	13,861	13,874
Non-Tax CIAC COR Credit	33,485	33,544	33,605	33,664	33,726	33,811	33,894	33,982
Tax CIAC COR Credit	10,071	10,080	10,088	10,097	10,106	10,118	10,130	10,143

Monthly Life Rate	Monthly COR Rate	Utility	SAP GL Account	Account Description	Plant	NARUC 96 Account	Dec-13	Jan-14	Feb-14	Mar-14	Apr-14	May-14	Jun-14	Jul-14
-0.1200%	-0.0183%	Water	27111000	CIAC-NT Mains	271110	271.1	(16,500)	(17,250)	(16,500)	(17,250)	(24,000)	(23,250)	(24,750)	(18,750)
-0.1200%	-0.0183%	Water	27112000	CIAC-NT Ext Dep	271120	271.1	(24,640)	(25,760)	(24,640)	(25,760)	(35,840)	(34,720)	(36,960)	(28,000)
-0.1250%	-0.1250%	Water	27113000	CIAC-NT Svcs	271130	271.1	(39,710)	(41,515)	(39,710)	(41,515)	(57,760)	(55,955)	(59,565)	(45,125)
-0.2208%	-0.0142%	Water	27114000	CIAC-NT Meters	271140	271.1	(5,170)	(5,405)	(5,170)	(5,405)	(7,520)	(7,285)	(7,755)	(5,875)
-0.0992%	-0.0250%	Water	27115000	CIAC-NT Hydrants	271150	271.1	(2,970)	(3,105)	(2,970)	(3,105)	(4,320)	(4,185)	(4,455)	(3,375)
-0.1567%	-0.0317%	Water	27116000	CIAC-NT Other	271160	271.1	(220)	(230)	(220)	(230)	(320)	(310)	(330)	(250)
0.0000%	0.0000%	Water	27117000	CIAC-NT WIP	271170	271.1	(13,970)	(14,605)	(13,970)	(14,605)	(20,320)	(19,685)	(20,955)	(15,875)
0.0000%	0.0000%	Water	27118000	CIAC-NT NUP Property	271180	271.1								
-0.1200%	-0.0183%	Water	27121000	CIAC-Tax Mains	271210	271.1								
-0.1200%	-0.0183%	Water	27122000	CIAC-Tax Ext Dep	271220	271.1								
-0.1250%	-0.1250%	Water	27123000	CIAC-Tax Svcs	271230	271.1	(6,820)	(7,130)	(6,820)	(7,130)	(9,920)	(9,610)	(10,230)	(7,750)
-0.2208%	-0.0142%	Water	27124000	CIAC-Tax Meters	271240	271.1								
-0.0992%	-0.0250%	Water	27125000	CIAC-Tax Hydrants	271250	271.1								
-0.1567%	-0.0317%	Water	27126000	CIAC-Tax Other	271260	271.1								
0.0000%	0.0000%	Water	27127000	CIAC-Tax WIP	271270	271.1								
		Water	27206000	AccAmort CIAC-Other	272060	272.2	107,858	108,031	108,211	108,383	108,563	108,814	109,057	109,316
		Water	27210000	AccAmort CIAC-Tax	272100	272.2	23,873	23,890	23,908	23,925	23,943	23,967	23,991	24,017
						<b>Net Activity</b>	21,731	16,920	22,118	17,308	(27,494)	(22,218)	(31,951)	8,333
														#
		Sewer	27111000	CIAC-NT Mains	271110	271.1								
		Sewer	27112000	CIAC-NT Ext Dep	271120	271.1								
		Sewer	27113000	CIAC-NT Svcs	271130	271.1								
		Sewer	27114000	CIAC-NT Meters	271140	271.1								
		Sewer	27115000	CIAC-NT Hydrants	271150	271.1								
		Sewer	27116000	CIAC-NT Other	271160	271.1								
		Sewer	27117000	CIAC-NT WIP	271170	271.1								
		Sewer	27118000	CIAC-NT NUP Property	271180	271.1								
		Sewer	27121000	CIAC-Tax Mains	271210	271.1								
		Sewer	27122000	CIAC-Tax Ext Dep	271220	271.1								
		Sewer	27123000	CIAC-Tax Svcs	271230	271.1								
		Sewer	27124000	CIAC-Tax Meters	271240	271.1								
		Sewer	27125000	CIAC-Tax Hydrants	271250	271.1								
		Sewer	27126000	CIAC-Tax Other	271260	271.1								
		Sewer	27127000	CIAC-Tax WIP	271270	271.1								
		Sewer	27206000	AccAmort CIAC-Other	272060	272.2								
		Sewer	27210000	AccAmort CIAC-Tax	272100	272.2								
						<b>Net CIAC:</b>								



Kentucky American Water Company  
Case No. 2012-00520  
Pro Forma Adjustment of Deferred Income Taxes  
For the 13 Month Average July 31, 2013 - July 31, 2014

Witness Responsible: \_\_\_\_\_  
Type of Filing:  Original \_\_\_\_\_ Updated \_\_\_\_\_ Revised \_\_\_\_\_

Line No.	Description	Base Year at 3/31/2013	Adjustments	Reference	Forecast Year at 7/31/2014
1	Deferred Taxes on UPIS	\$53,412,795			
2	Deferred Taxes on Deferred Debits	616,164		W/P - 1-11	
3	Deferred Taxes on Deferred Maintenance	1,255,149		W/P - 1-10	
4	<b>Base Year for the 12 Months Ended 3/31/2013</b>	<u>\$ 55,284,108</u>			\$ 55,284,108
5					
7					
8	<b>Adjustments:</b>				
9	Adjustment due to change in account balance - UPIS		3,151,400		
10	Adjustment due to change in account balance - Deferred Debits		(645,770)	W/P - 1-11	
11	Adjustment due to change in account balance - Deferred Maintenance		(782,695)	W/P - 1-10	
12	<b>Total Adjustments:</b>		<u>\$ 1,722,936</u>		1,722,936
13					
14					
15	<b>Forecasted Year at Present Rates</b>				<u>\$ 57,007,044</u>
16					
17					
18					
19					
20					
21					
22					



W/P - 1-8

Exhibits\Taxes\[KY Deferred Taxes 2012-2014.xlsx]Summary

**KENTUCKY-AMERICAN WATER COMPANY**  
**DEFERRED INCOME TAXES**  
**Case No. 2012-00520**

**Deferred Debits**

	<u>Base</u>	<u>Forecasted</u>	<u>Avg Forecast</u>
Deferred Taxes			
SIT Liability	95,038	(6,279)	(4,567)
FIT Liability	521,126	(34,429)	(25,039)
Total	616,164	(40,708)	(29,606)

**Deferred Maintenance**

	<u>Base</u>	<u>Forecasted</u>	<u>Avg Forecast</u>
Deferred Taxes			
SIT Liability	193,596	97,900	72,872
FIT Liability	1,061,553	536,819	399,582
Total	1,255,149	634,719	472,454

**Deferred Tax Info for UPIS**

	<u>Base</u>	<u>Forecasted</u>	<u>Avg Forecast</u>
Deferred Taxes			
SIT & FIT Liability	57,698,193	62,716,810	60,688,406
Subtotal	57,698,193	62,716,810	60,688,406
Reg Assets/Liab	(4,285,398)	(3,951,545)	(4,124,211)
Total	53,412,795	58,765,265	56,564,195

W/P - 1-8  
Exhibits\Taxes\KY Deferred Taxes 2012-2014.xlsx\Deferred Taxes UPIS

Kentucky-American Water Company  
Deferred Taxes and Regulatory Assets/Liabilities  
Related to UPIS Investment  
Case No. 2012-00520

Change in Balances

Month	Book Basis	Tax Basis Federal	Net Change vs Book Federal	Net Change vs Book State	Net Change vs Book State	Resulting SIT Deferred Expense	Resulting FIT Deferred Expense	Accumulated Deferred SIT	Accumulated Deferred FIT	Total Accumulated Deferred Taxes	Regulatory Assets / Liability
Balance 09/12								\$7,309,097	\$48,124,320	55,433,418	(4,319,010)
Oct-12	\$551,407	(\$397,458)	\$948,865	(\$488,070)	\$1,039,478	\$62,369	\$310,274	7,371,466	48,434,594	55,806,061	(4,303,419)
Nov-12	998,920	(164,559)	1,163,479	(268,584)	\$1,267,504	\$76,050	380,600	7,447,516	48,815,194	56,262,711	(4,290,535)
Dec-12	2,623,556	371,703	2,251,853	\$226,068	\$2,397,488	\$143,849	737,802	7,591,365	49,552,996	57,144,362	(4,291,388)
Jan-13	302,104	(76,791)	378,895	(231,449)	\$533,553	\$32,013	121,409	7,623,378	49,674,405	57,297,784	(4,290,684)
Feb-13	313,363	(406,615)	719,978	(\$561,176)	\$874,539	\$52,472	233,627	7,675,850	49,908,032	57,583,883	(4,287,866)
Mar-13	672,187	393,825	278,361	239,264	\$432,923	\$25,975	88,335	7,701,825	49,996,367	57,698,193	(4,285,398)
Apr-13	4,029,756	3,512,087	517,669	\$3,357,525	\$672,231	\$40,334	167,067	7,742,159	50,163,434	57,905,594	(4,277,921)
May-13	6,409,858	5,456,717	953,141	5,302,206	\$1,107,653	\$66,459	310,339	7,808,618	50,473,773	58,282,392	(4,260,003)
Jun-13	971,635	334,394	637,241	\$180,033	\$791,603	\$47,496	206,411	7,856,114	50,680,184	58,536,299	(4,248,385)
Jul-13	601,969	31,768	570,201	(122,472)	\$724,441	\$43,466	184,357	7,899,580	50,864,541	58,764,122	(4,230,030)
Aug-13	484,031	(175,193)	659,224	(406,473)	\$890,504	\$53,430	212,028	7,953,010	51,076,569	59,029,580	(4,223,890)
Sep-13	643,278	(12,246)	655,523	(243,997)	\$887,275	\$53,236	210,801	8,006,246	51,287,370	59,293,617	(4,220,257)
Oct-13	281,023	(430,169)	711,192	(662,538)	\$943,561	\$56,614	229,102	8,062,860	51,516,472	59,579,333	(4,219,682)
Nov-13	215,083	(501,867)	716,951	(735,249)	\$950,332	\$57,020	230,976	8,119,880	51,747,448	59,867,329	(4,220,610)
Dec-13	13,729,856	12,196,286	1,533,570	11,961,436	\$1,768,420	\$106,105	499,613	8,225,985	52,247,061	60,473,047	(4,185,914)
Jan-14	(74,909)	(769,119)	694,210	(995,672)	\$920,762	\$55,246	223,637	8,281,231	52,470,698	60,751,930	(4,149,034)
Feb-14	315,529	(468,246)	783,775	(694,798)	\$1,010,327	\$60,620	253,104	8,341,851	52,723,802	61,065,654	(4,111,854)
Mar-14	13,924	(653,521)	667,445	(880,073)	\$893,997	\$53,640	214,832	8,395,491	52,938,694	61,334,126	(4,075,844)
Apr-14	65,386	(765,899)	831,286	(992,452)	\$1,057,838	\$63,470	268,736	8,458,961	53,207,370	61,666,332	(4,041,116)
May-14	477,437	(437,425)	914,862	(663,930)	\$1,141,367	\$68,482	296,233	8,527,443	53,503,603	62,031,047	(4,007,679)
Jun-14	428,028	(436,958)	864,986	(663,344)	\$1,091,372	\$65,482	279,826	8,592,925	53,783,429	62,376,355	(3,977,287)
Jul-14	832,779	(19,746)	852,524	(245,967)	\$1,078,746	\$64,725	275,730	8,657,650	54,059,159	62,716,810	(3,951,545)
Aug-14	226,998	(608,686)	835,684	(834,730)	\$1,061,728	\$63,704	270,193	8,721,354	54,329,352	63,050,707	(3,931,131)
Sep-14	1,098,485	263,009	835,475	37,422	\$1,061,063	\$63,664	270,134	8,785,018	54,599,486	63,384,505	(3,913,752)
Oct-14	1,624,857	705,117	919,740	479,766	\$1,145,090	\$68,705	297,862	8,853,723	54,897,348	63,751,072	(3,897,179)
Nov-14	3,880,552	2,946,768	933,784	2,721,607	\$1,158,945	\$69,537	302,486	8,923,260	55,199,834	64,123,095	(3,872,794)
Dec-14	2,872,809	1,294,907	1,577,902	1,069,842	\$1,802,967	\$108,178	514,403	9,031,438	55,714,237	64,745,676	(3,842,523)

Forecasted Deferred Tax Expense UPIS	Total Def Taxes
\$758,070	\$3,194,618
\$7,701,825	\$49,996,367
\$8,657,650	\$54,059,159
\$8,271,009	\$52,417,397
	\$57,698,193
	\$62,716,810
	\$60,688,406
	\$4,285,398
	\$3,951,545
	\$4,124,211
	\$58,765,265
	\$56,564,195

Balance Deferred Income Taxes - End of Base Period  
Balance Deferred Income Taxes - End of Forecasted Period  
Average Balance Deferred Income Taxes - Forecasted Period

Kentucky-American Water Company										Exhibits\Taxes\KY\Deferred Taxes 2012-2014.xlsx\Book Basis		W/P - 1-8	
Book Basis Property													
Case No. 2012-00520													
Book Basis:													
Utility Plant in Service										Regulatory Assets		Regulatory Liabilities	
Account	101000	108xxx	Accumulated Reserve	Equity Grossup	Plant Flow Through	Other	Advances	CIAC	ITC	Deferred Taxes	Gross-up ITC	Total	
Balance 09/12	587,304,590	(109,885,531)	186030/035/055	5,338,512	1,799,981	186045	252xxx	271xxx/272000	255xxx	256212/256220	256310/311/312	417,157,495	
Net Change	1,377,044	(657,673)	9,459	5,347,971	(44,592)	2,008	(135,000)	(24,439)	7,066	(1,995,469)	13,494	551,407	
Oct-12	588,681,634	(110,543,204)	5,347,971	5,347,971	1,755,389	(360,754)	(13,323,685)	(50,601,301)	(807,960)	(1,981,975)	(457,212)	417,708,930	
Net Change	1,707,168	(661,571)	12,166	5,360,137	(44,592)	2,008	(16,696)	(24,163)	7,066	(1,968,481)	13,494	998,920	
Nov-12	590,388,802	(111,204,775)	5,360,137	5,360,137	1,710,797	(358,746)	(13,340,381)	(50,625,464)	(800,894)	(1,968,481)	(453,172)	418,707,823	
Net Change	3,279,175	(664,650)	25,903	5,386,040	(44,592)	2,008	25,000	(50,649,352)	(793,828)	(1,954,987)	(449,132)	421,331,379	
Dec-12	593,667,977	(111,869,426)	25,984	5,386,040	1,666,205	(356,738)	(13,315,381)	(50,649,352)	7,066	(1,954,987)	13,494	421,331,379	
Net Change	1,032,876	(670,732)	25,984	5,386,040	(46,230)	2,008	(85,000)	18,598	7,066	(1,954,987)	13,494	421,331,379	
Jan-13	594,700,853	(112,540,158)	5,412,024	5,412,024	1,619,975	(354,730)	(13,400,381)	(50,630,753)	(786,762)	(1,941,493)	(445,092)	421,633,483	
Net Change	2,381,433	(672,604)	23,870	5,435,894	(46,230)	2,008	(110,000)	(1,289,714)	7,066	(1,927,999)	13,494	421,946,846	
Feb-13	597,082,286	(113,212,762)	5,435,894	5,435,894	1,573,745	(352,722)	(13,510,381)	(51,920,467)	(779,696)	(1,927,999)	(441,052)	421,946,846	
Net Change	1,357,219	(676,028)	24,220	5,460,114	(46,230)	2,008	(35,000)	(21,398)	7,066	(1,914,505)	13,494	422,619,032	
Mar-13	598,439,504	(113,888,790)	5,460,114	5,460,114	1,527,515	(350,714)	(13,545,381)	(51,899,069)	(772,630)	(1,914,505)	(437,012)	422,619,032	
Net Change	4,756,751	(682,969)	19,211	5,479,325	(46,230)	2,008	(23,000)	(20,614)	7,066	(1,914,505)	13,494	422,619,032	
Apr-13	603,196,255	(114,571,758)	5,479,325	5,479,325	1,481,285	(348,706)	(13,568,381)	(51,919,684)	(765,564)	(1,901,011)	(432,972)	426,648,789	
Net Change	7,157,117	(690,758)	8,770	5,488,095	(46,230)	2,008	(30,000)	(15,649)	7,066	(1,887,517)	13,494	426,648,789	
May-13	610,353,372	(115,262,516)	5,488,095	5,488,095	1,435,055	(346,698)	(13,598,381)	(51,935,333)	(758,498)	(1,887,517)	(428,932)	433,058,647	
Net Change	1,855,326	(789,378)	10,070	5,498,165	(46,230)	2,008	(60,000)	(24,762)	7,066	(1,874,023)	13,494	433,058,647	
Jun-13	612,208,698	(116,051,894)	5,498,165	5,498,165	1,388,825	(344,690)	(13,658,381)	(51,960,094)	(751,432)	(1,874,023)	(424,892)	434,030,282	
Net Change	1,445,743	(795,528)	13,333	5,511,499	(46,230)	2,008	(55,000)	(13,042)	7,066	(1,860,529)	13,494	434,030,282	
Jul-13	613,654,441	(116,847,422)	5,511,499	5,511,499	1,342,595	(342,682)	(13,713,381)	(51,947,052)	(744,366)	(1,860,529)	(420,852)	434,632,251	
Net Change	1,241,475	(708,177)	20,548	5,532,046	(46,230)	2,008	(40,000)	(10,192)	7,066	(1,847,035)	13,494	435,116,282	
Aug-13	614,895,916	(117,555,599)	5,532,046	5,532,046	1,296,365	(340,674)	(13,753,381)	(51,957,244)	(737,300)	(1,847,035)	(416,812)	435,116,282	
Net Change	1,415,228	(710,450)	23,055	5,555,101	(46,230)	2,008	(55,000)	(9,934)	7,066	(1,833,541)	13,494	435,116,282	
Sep-13	616,311,144	(118,266,049)	5,555,101	5,555,101	1,250,135	(338,666)	(13,808,381)	(51,967,178)	(730,234)	(1,833,541)	(412,772)	435,116,282	
Net Change	1,048,142	(713,934)	26,113	5,581,214	(46,230)	2,008	(50,000)	(9,675)	7,066	(1,820,047)	13,494	435,116,282	
Oct-13	617,359,286	(118,979,984)	5,581,214	5,581,214	1,203,905	(336,658)	(13,858,381)	(51,976,853)	(723,168)	(1,820,047)	(408,732)	436,040,582	
Net Change	1,095,211	(715,525)	27,616	5,608,830	(46,230)	2,008	(60,000)	(11,259)	7,066	(1,806,553)	13,494	436,040,582	
Nov-13	618,454,497	(119,695,508)	5,608,830	5,608,830	1,157,675	(334,650)	(13,913,381)	(52,089,450)	(716,102)	(1,806,553)	(404,692)	436,255,666	
Net Change	1,497,099	(717,163)	(8,008)	5,629,635	(46,230)	2,008	(51,000)	(28,551)	7,066	(1,793,059)	13,494	436,255,666	
Dec-13	632,951,596	(120,412,672)	5,629,635	5,629,635	1,111,445	(332,642)	(13,969,381)	(52,060,900)	(709,036)	(1,793,059)	(400,652)	449,985,522	
Net Change	750,949	(735,095)	(8,187)	5,684,149	(48,235)	2,008	(85,000)	(24,050)	7,066	(1,779,565)	13,494	449,985,522	
Jan-14	633,702,545	(121,147,767)	5,684,149	5,684,149	1,063,210	(330,634)	(14,054,381)	(52,036,849)	(701,970)	(1,779,565)	(396,612)	449,985,522	
Net Change	1,082,456	(735,752)	(8,487)	5,738,394	(48,235)	2,008	(30,000)	(28,938)	7,066	(1,766,071)	13,494	450,226,141	
Feb-14	634,785,002	(121,883,519)	5,738,394	5,738,394	1,014,975	(328,626)	(14,084,381)	(52,007,911)	(694,904)	(1,766,071)	(392,572)	450,226,141	
Net Change	635,556,826	(122,621,913)	5,738,394	5,738,394	966,740	(326,618)	(14,099,381)	(51,983,473)	(687,838)	(1,766,071)	(388,532)	450,226,141	
Net Change	(2,457,138)	2,597,760	(6,035)	5,770,796	(48,235)	2,008	(30,000)	(17,574)	7,066	(1,752,577)	13,494	450,226,141	
Apr-14	633,099,688	(120,024,153)	5,770,796	5,770,796	918,505	(324,610)	(14,129,381)	(52,001,047)	(680,772)	(1,739,083)	(384,492)	450,305,452	
Net Change	1,283,102	(736,685)	(4,744)	5,766,053	(48,235)	2,008	(30,000)	(12,608)	7,066	(1,739,083)	13,494	450,305,452	
May-14	634,382,790	(120,760,838)	5,766,053	5,766,053	870,270	(322,602)	(14,159,381)	(52,013,655)	(673,706)	(1,725,589)	(380,452)	450,782,888	
Net Change	1,237,079	(739,003)	(1,700)	5,766,353	(48,235)	2,008	(25,000)	(21,721)	7,066	(1,712,095)	13,494	450,782,888	
Jun-14	635,619,869	(121,499,841)	5,766,353	5,766,353	822,035	(320,594)	(14,184,381)	(52,035,377)	(666,640)	(1,712,095)	(376,412)	451,210,917	
Net Change	1,631,450	(741,078)	2,951	5,767,304	(48,235)	2,008	(55,000)	(16,083)	7,066	(1,698,601)	13,494	451,210,917	
Jul-14	637,251,319	(122,240,919)	5,767,304	5,767,304	773,800	(318,586)	(14,239,381)	(52,019,294)	(659,574)	(1,698,601)	(372,372)	452,043,696	
Net Change	1,031,683	(744,184)	8,279	5,775,583	(48,235)	2,008	(40,000)	(7,152)	7,066	(1,685,107)	13,494	452,043,696	
Aug-14	638,283,001	(122,985,103)	5,775,583	5,775,583	725,565	(316,578)	(14,279,381)	(52,026,446)	(652,508)	(1,685,107)	(368,332)	452,270,694	
Net Change	1,895,794	(745,103)	11,315	5,786,898	(48,235)	2,008	(35,000)	(6,893)	7,066	(1,671,613)	13,494	452,270,694	
Sep-14	640,178,795	(123,730,207)	5,786,898	5,786,898	677,330	(314,570)	(14,314,381)	(52,033,339)	(645,442)	(1,671,613)	(364,292)	453,369,179	
Net Change	2,458,565	(747,566)	12,120	5,799,018	(48,235)	2,008	(70,000)	(6,635)	7,066	(1,658,119)	13,494	453,369,179	
Oct-14	642,637,360	(124,477,773)	5,799,018	5,799,018	629,095	(312,562)	(14,384,381)	(52,039,974)	(638,376)	(1,658,119)	(360,252)	454,994,036	
Net Change	4,817,961	(750,534)	4,308	5,803,325	(48,235)	2,008	(60,000)	(109,557)	7,066	(1,644,625)	13,494	454,994,036	
Nov-14	647,455,321	(125,228,306)	5,803,325	5,803,325	580,860	(310,554)	(14,444,381)	(52,149,531)	(631,310)	(1,644,625)	(356,212)	458,874,588	
Net Change	3,593,550	(755,648)	(1,578)	5,801,747	(48,235)	2,008	(11,000)	(69,111)	7,066	(1,631,131)	13,494	458,874,588	
Dec-14	651,048,872	(125,983,954)	5,801,747	5,801,747	532,625	(308,546)	(14,455,381)	(52,080,419)	(624,244)	(1,631,131)	(352,172)	461,747,396	

Kentucky-American Water Company		Inverted Data for Calculation of Tax Basis Property										Exhibits \ Taxes \ [KY Deferred Taxes 2012-2014.xlsx] Book Basis				W/P - 1.8
Month	Bk Basis	Retirements	Net	Bk Depr.	Retirements	Bk Reserve	NT Customer Advances	NT	Amort.	Net						
			Bk Basis	(889,766)		(657,673)	(135,000)	CIAC	CIAC	Net						
Oct-12	1,609,136	232,092	1,377,044	(893,663)	232,092	(661,571)	(16,696)	(150,080)	125,641	(24,439)						
Nov-12	1,939,260	232,092	1,707,168	(896,743)	232,092	(664,650)	(16,696)	(150,080)	125,917	(24,163)						
Dec-12	3,511,267	232,092	3,279,175	(902,824)	232,092	(670,732)	(85,000)	(107,870)	126,193	(23,887)						
Jan-13	1,264,968	232,092	1,032,876	(904,696)	232,092	(672,604)	(110,000)	(1,416,380)	126,468	18,598						
Feb-13	2,613,525	232,092	2,381,433	(908,120)	232,092	(676,028)	(35,000)	(107,870)	129,268	21,398						
Mar-13	1,589,311	232,092	1,357,219	(915,061)	232,092	(682,969)	(23,000)	(150,080)	129,466	(20,614)						
Apr-13	4,988,843	232,092	4,756,751	(922,850)	232,092	(690,758)	(30,000)	(145,390)	129,741	(15,649)						
May-13	7,389,209	232,092	7,157,117	(1,021,470)	232,092	(789,378)	(60,000)	(154,770)	130,008	(24,762)						
Jun-13	2,087,418	232,092	1,855,326	(1,027,620)	232,092	(795,528)	(55,000)	(117,250)	130,292	13,042						
Jul-13	1,677,835	232,092	1,445,743	(940,269)	232,092	(708,177)	(40,000)	(140,700)	130,508	(10,192)						
Aug-13	1,473,567	232,092	1,241,475	(946,027)	232,092	(710,450)	(50,000)	(140,700)	130,766	(9,934)						
Sep-13	1,280,234	232,092	1,048,142	(947,617)	232,092	(715,525)	(60,000)	(243,880)	131,025	(9,675)						
Oct-13	1,327,303	232,092	1,095,211	(949,256)	232,092	(717,163)	(60,000)	(103,180)	131,283	(112,597)						
Nov-13	14,729,191	232,092	14,497,099	(967,844)	232,092	(735,095)	(85,000)	(107,870)	131,731	28,551						
Jan-14	983,041	232,092	750,949	(970,486)	232,092	(735,752)	(30,000)	(103,180)	131,920	24,050						
Feb-14	1,314,549	232,092	1,082,456	(973,352)	232,092	(736,394)	(30,000)	(107,870)	132,118	28,938						
Mar-14	1,003,916	232,092	771,824	(968,778)	232,092	(736,685)	(30,000)	(150,080)	132,308	24,438						
Apr-14	1,113,975	3,571,113	(2,457,138)	(971,095)	3,571,113	2,597,760	(30,000)	(145,390)	132,506	(17,574)						
May-14	1,515,194	232,092	1,283,102	(973,171)	232,092	(741,078)	(25,000)	(154,770)	132,782	(12,608)						
Jun-14	1,469,171	232,092	1,237,079	(976,277)	232,092	(744,184)	(55,000)	(117,250)	133,049	(21,721)						
Jul-14	1,863,542	232,092	1,631,450		232,092		(40,000)	(140,700)	133,333	16,083						
Aug-14	1,263,775	232,092	1,031,683		232,092		(40,000)	(140,700)	133,548	(7,152)						

Exhibits\Taxes\KRW Deferred Taxes 2012-2014.xlsx\Tax Basis State

Kentucky-American Water Company  
Tax Basis Property  
Case No. 2011-00220

Month	Utility Plant in Service		Accumulated Reserve		Equity Gross-up		Regulatory Assets		Customer Advances		Regulatory Liabilities		Total
	100000	100000	100000	100000	185040	185040	271000/272000	255xxx	255xxx	255xxx	255xxx	255xxx	
Balance 09/12	481,426,968	24,428,458	24,428,458	24,428,458	0	0	0	0	0	0	0	0	267,298,449
Net Change Oct-12	482,120,021	(215,293,643)	(215,293,643)	(215,293,643)	0	0	0	0	0	0	0	0	266,910,379
Net Change Nov-12	482,659,101	(807,663)	(807,663)	(807,663)	0	0	0	0	0	0	0	0	266,541,795
Net Change Dec-12	483,774,349	(889,180)	(889,180)	(889,180)	0	0	0	0	0	0	0	0	266,068,216
Net Change Jan-13	484,394,055	(851,804)	(851,804)	(851,804)	0	0	0	0	0	0	0	0	265,636,414
Net Change Feb-13	484,690,537	(218,615,299)	(218,615,299)	(218,615,299)	0	0	0	0	0	0	0	0	265,075,239
Net Change Mar-13	485,789,646	(859,846)	(859,846)	(859,846)	0	0	0	0	0	0	0	0	264,264,393
Net Change Apr-13	490,017,122	(869,950)	(869,950)	(869,950)	0	0	0	0	0	0	0	0	263,394,443
Net Change May-13	496,432,632	(1,113,285)	(1,113,285)	(1,113,285)	0	0	0	0	0	0	0	0	262,281,158
Net Change Jun-13	497,467,487	(1,325,375)	(1,325,375)	(1,325,375)	0	0	0	0	0	0	0	0	260,955,783
Net Change Jul-13	498,755,427	(1,142,911)	(1,142,911)	(1,142,911)	0	0	0	0	0	0	0	0	259,812,872
Net Change Aug-13	499,580,609	(825,183)	(825,183)	(825,183)	0	0	0	0	0	0	0	0	258,987,689
Net Change Sep-13	500,383,748	(1,247,136)	(1,247,136)	(1,247,136)	0	0	0	0	0	0	0	0	258,740,553
Net Change Oct-13	501,622,075	(1,266,613)	(1,266,613)	(1,266,613)	0	0	0	0	0	0	0	0	258,473,940
Net Change Nov-13	501,747,463	(1,296,888)	(1,296,888)	(1,296,888)	0	0	0	0	0	0	0	0	258,177,052
Net Change Dec-13	515,293,976	(1,546,513)	(1,546,513)	(1,546,513)	0	0	0	0	0	0	0	0	256,630,539
Net Change Jan-14	515,700,312	(1,402,007)	(1,402,007)	(1,402,007)	0	0	0	0	0	0	0	0	255,228,532
Net Change Feb-14	516,699,937	(1,406,796)	(1,406,796)	(1,406,796)	0	0	0	0	0	0	0	0	253,821,736
Net Change Mar-14	516,945,059	(1,414,331)	(1,414,331)	(1,414,331)	0	0	0	0	0	0	0	0	252,407,405
Net Change Apr-14	514,029,866	(1,922,741)	(1,922,741)	(1,922,741)	0	0	0	0	0	0	0	0	250,484,664
Net Change May-14	514,785,660	(1,419,724)	(1,419,724)	(1,419,724)	0	0	0	0	0	0	0	0	249,064,940
Net Change Jun-14	515,346,025	(1,423,778)	(1,423,778)	(1,423,778)	0	0	0	0	0	0	0	0	247,641,162
Net Change Jul-14	516,738,654	(1,434,339)	(1,434,339)	(1,434,339)	0	0	0	0	0	0	0	0	246,206,823
Net Change Aug-14	517,345,846	(1,441,718)	(1,441,718)	(1,441,718)	0	0	0	0	0	0	0	0	244,765,105
Net Change Sep-14	518,832,361	(1,449,093)	(1,449,093)	(1,449,093)	0	0	0	0	0	0	0	0	243,316,012
Net Change Oct-14	520,781,556	(1,469,429)	(1,469,429)	(1,469,429)	0	0	0	0	0	0	0	0	241,846,583
Net Change Nov-14	523,016,082	(1,486,515)	(1,486,515)	(1,486,515)	0	0	0	0	0	0	0	0	240,360,068
Net Change Dec-14	527,654,448	(1,568,525)	(1,568,525)	(1,568,525)	0	0	0	0	0	0	0	0	238,791,543

Month	Regulatory Assets		Regulatory Liabilities		Total
	Equity Gross-up	Plant Flow Through	Deferred Taxes	Gross-up ITC	
Balance 09/12	24,428,458	185,040	271,000/272,000	0	267,298,449
Net Change Oct-12	(215,293,643)	0	0	0	266,910,379
Net Change Nov-12	(807,663)	0	0	0	266,541,795
Net Change Dec-12	(889,180)	0	0	0	266,068,216
Net Change Jan-13	(851,804)	0	0	0	265,636,414
Net Change Feb-13	(218,615,299)	0	0	0	265,075,239
Net Change Mar-13	(859,846)	0	0	0	264,264,393
Net Change Apr-13	(869,950)	0	0	0	263,394,443
Net Change May-13	(1,113,285)	0	0	0	262,281,158
Net Change Jun-13	(1,325,375)	0	0	0	260,955,783
Net Change Jul-13	(1,142,911)	0	0	0	259,812,872
Net Change Aug-13	(825,183)	0	0	0	258,987,689
Net Change Sep-13	(1,247,136)	0	0	0	258,740,553
Net Change Oct-13	(1,266,613)	0	0	0	258,473,940
Net Change Nov-13	(1,296,888)	0	0	0	258,177,052
Net Change Dec-13	(1,546,513)	0	0	0	256,630,539
Net Change Jan-14	(1,402,007)	0	0	0	255,228,532
Net Change Feb-14	(1,406,796)	0	0	0	253,821,736
Net Change Mar-14	(1,414,331)	0	0	0	252,407,405
Net Change Apr-14	(1,922,741)	0	0	0	250,484,664
Net Change May-14	(1,419,724)	0	0	0	249,064,940
Net Change Jun-14	(1,423,778)	0	0	0	247,641,162
Net Change Jul-14	(1,434,339)	0	0	0	246,206,823
Net Change Aug-14	(1,441,718)	0	0	0	244,765,105
Net Change Sep-14	(1,449,093)	0	0	0	243,316,012
Net Change Oct-14	(1,469,429)	0	0	0	241,846,583
Net Change Nov-14	(1,486,515)	0	0	0	240,360,068
Net Change Dec-14	(1,568,525)	0	0	0	238,791,543

Kentucky-American Water Company  
Incremental Data for Calculation of Tax Basis Property

Month	Tx Basis	Retirements	Tx Change	Net Retirements	Net Reserve
Oct-12	525,206	232,092	(1,013,276)	232,092	(781,184)
Nov-12	771,172	232,092	(1,039,756)	232,092	(807,663)
Dec-12	1,347,441	232,092	(1,121,273)	232,092	(889,180)
Jan-13	1,822,411	232,092	(1,083,896)	232,092	(857,804)
Feb-13	524,324	232,092	(1,091,898)	232,092	(859,846)
Mar-13	1,331,001	232,092	(1,102,042)	232,092	(869,950)
Apr-13	4,459,568	232,092	(1,345,377)	232,092	(1,113,285)
May-13	6,647,583	232,092	(1,354,434)	232,092	(1,122,342)
Jun-13	1,534,467	232,092	(1,375,003)	232,092	(1,142,911)
Jul-13	1,057,275	232,092	(1,463,748)	232,092	(1,247,136)
Sep-13	1,235,311	232,092	(1,479,228)	232,092	(1,233,650)
Oct-13	1,424,656	232,092	(1,528,880)	232,092	(1,286,888)
Nov-13	793,732	232,092	(1,538,960)	232,092	(1,286,888)
Dec-13	13,778,605	232,092	(1,634,100)	232,092	(1,585,077)
Jan-14	638,428	232,092	(1,636,888)	232,092	(1,404,796)
Feb-14	942,889	232,092	(1,646,915)	232,092	(1,434,823)
Mar-14	766,642	232,092	(1,648,372)	3,577,113	1,922,741
Apr-14	655,520	232,092	(1,651,816)	232,092	(1,439,724)
May-14	987,886	232,092	(1,670,823)	232,092	(1,440,718)
Jun-14	1,424,656	232,092	(1,673,810)	232,092	(1,441,718)
Jul-14	839,080	232,092	(1,681,185)	232,092	(1,449,093)
Aug-14	1,718,607	232,092	(1,701,521)	232,092	(1,469,429)
Sep-14	2,181,888	232,092	(1,745,011)	232,092	(1,512,919)
Oct-14	4,466,617	232,092	(1,800,617)	232,092	(1,568,525)
Nov-14	2,870,458	232,092	(1,800,617)	232,092	(1,568,525)
Dec-14	54,433,048	9,605,507	(39,548,854)	9,605,507	(29,943,346)



Kentucky-American Water Company		W/P - 1-8	
Equity Gross-up Detail			
Case No. 2012-00520			
		Exhibits\Taxes\[KY Deferred Taxes 2012-2014.xlsx]Equity Grossup	
<u>Month</u>	<u>Grossup</u>	<u>Amort</u>	<u>Net</u>
Oct-12	20,649	(11,190)	9,459
Nov-12	23,356	(11,190)	12,166
Dec-12	37,093	(11,190)	25,903
Jan-13	37,174	(11,190)	25,984
Feb-13	35,060	(11,190)	23,870
Mar-13	35,410	(11,190)	24,220
Apr-13	30,401	(11,190)	19,211
May-13	19,960	(11,190)	8,770
Jun-13	21,260	(11,190)	10,070
Jul-13	24,523	(11,190)	13,333
Aug-13	31,738	(11,190)	20,548
Sep-13	34,245	(11,190)	23,055
Oct-13	37,303	(11,190)	26,113
Nov-13	38,806	(11,190)	27,616
Dec-13	3,182	(11,190)	(8,008)
Jan-14	3,003	(11,190)	(8,187)
Feb-14	2,703	(11,190)	(8,487)
Mar-14	3,873	(11,190)	(7,317)
Apr-14	5,155	(11,190)	(6,035)
May-14	6,446	(11,190)	(4,744)
Jun-14	9,490	(11,190)	(1,700)
Jul-14	14,141	(11,190)	2,951
Aug-14	19,469	(11,190)	8,279
Sep-14	22,505	(11,190)	11,315
Oct-14	23,310	(11,190)	12,120
Nov-14	15,498	(11,190)	4,308
Dec-14	9,612	(11,190)	(1,578)











1	2	3	4	5	6	7	8	9	10			11			12	13	
									Exhibits\Taxes\KY			Deferred Taxes 2012-2014.xls\Amort					RAL 2013
1	2	3	4	5	6	7	8	9	10	11	12	13	14	15	16	17	
1	2	3	4	5	6	7	8	9	10	11	12	13	14	15	16	17	
1	2013	2013	2013	2013	2013	2013	2013	2013	2013	2013	2013	2013	2013	2013	2013	2013	
2	JAN	FEB	MAR	APR	MAY	JUN	JUL	AUG	SEP	OCT	NOV	DEC	TOTAL				
3	REGULATORY ASSET AMORTIZATION																
4	REGULATORY ASSET AMORTIZATION																
5	Federal Income Tax rate																
6	State Income Tax Rate																
7	Combined Income Tax Rate																
8	35.00%																
9	6.00%																
10	38.90%																
11	Net Income																
12	State Income Taxes																
13	Federal Income Taxes																
14	State Income Taxes																
15	Federal Income Taxes																
16	Net Income Before Taxes																
17	Book depreciation																
18	Tax basis depreciation																
19	168-27																
20	Change in Regulatory Assets/Liabilities:																
21	Reg Asset-State																
22	(a)																
23	Reg Asset-Flow Through Depreciation																
24	(b)																
25	Reg Asset-Other Flow Through Items																
26	(b)																
27	Reg Asset-Other																
28	(b)																
29	Reg Asset-Tax Rate Change																
30	(a)																
31	Reg Liab-Excess Deferred Tax-Depreciation																
32	(c)																
33	Reg Liab-Excess Deferred Tax-AF/JDC																
34	(c)																
35	Reg Liab-Excess Deferred Tax-Other																
36	(c)																
37	Reg Liab-Deficit Deferred Tax																
38	(c)																
39	Reg Liab-Tax Rate Change																
40	(c)																
41	Reg Liab-Unamortized ITC (3%)																
42	(d)																
43	Reg Liab-Unamortized ITC (4%)																
44	(d)																
45	Reg Liab-Unamortized ITC (5%)																
46	(d)																
47	Reg Liab-Unamortized ITC (6%)																
48	(d)																
49	Reg Liab-Unamortized ITC (7%)																
50	(d)																
51	Reg Liab-Unamortized ITC (8%)																
52	(d)																
53	Reg Liab-Unamortized ITC (9%)																
54	(d)																
55	Reg Liab-Unamortized ITC (10%)																
56	(d)																
57	Reg Liab-Unamortized ITC (11%)																
58	(d)																
59	Reg Liab-Unamortized ITC (12%)																
60	(d)																
61	Reg Liab-Unamortized ITC (13%)																
62	(d)																
63	Reg Liab-Unamortized ITC (14%)																
64	(d)																
65	Reg Liab-Unamortized ITC (15%)																
66	(d)																
67	Reg Liab-Unamortized ITC (16%)																
68	(d)																
69	Reg Liab-Unamortized ITC (17%)																
70	(d)																
71	Reg Liab-Unamortized ITC (18%)																
72	(d)																
73	Reg Liab-Unamortized ITC (19%)																
74	(d)																
75	Reg Liab-Unamortized ITC (20%)																
76	(d)																
77	Reg Liab-Unamortized ITC (21%)																
78	(d)																
79	Reg Liab-Unamortized ITC (22%)																
80	(d)																
81	Reg Liab-Unamortized ITC (23%)																
82	(d)																
83	Reg Liab-Unamortized ITC (24%)																
84	(d)																
85	Reg Liab-Unamortized ITC (25%)																
86	(d)																
87	Reg Liab-Unamortized ITC (26%)																
88	(d)																
89	Reg Liab-Unamortized ITC (27%)																
90	(d)																
91	Reg Liab-Unamortized ITC (28%)																
92	(d)																
93	Reg Liab-Unamortized ITC (29%)																
94	(d)																
95	Reg Liab-Unamortized ITC (30%)																
96	(d)																
97	Reg Liab-Unamortized ITC (31%)																
98	(d)																
99	Reg Liab-Unamortized ITC (32%)																
100	(d)																
101	Reg Liab-Unamortized ITC (33%)																
102	(d)																
103	Reg Liab-Unamortized ITC (34%)																
104	(d)																
105	Reg Liab-Unamortized ITC (35%)																
106	(d)																
107	Reg Liab-Unamortized ITC (36%)																
108	(d)																
109	Reg Liab-Unamortized ITC (37%)																
110	(d)																
111	Reg Liab-Unamortized ITC (38%)																
112	(d)																
113	Reg Liab-Unamortized ITC (39%)																
114	(d)																
115	Reg Liab-Unamortized ITC (40%)																
116	(d)																
117	Reg Liab-Unamortized ITC (41%)																
118	(d)																
119	Reg Liab-Unamortized ITC (42%)																
120	(d)																
121	Reg Liab-Unamortized ITC (43%)																
122	(d)																
123	Reg Liab-Unamortized ITC (44%)																
124	(d)																
125	Reg Liab-Unamortized ITC (45%)																
126	(d)																
127	Reg Liab-Unamortized ITC (46%)																
128	(d)																
129	Reg Liab-Unamortized ITC (47%)																
130	(d)																
131	Reg Liab-Unamortized ITC (48%)																
132	(d)																
133	Reg Liab-Unamortized ITC (49%)																
134	(d)																
135	Reg Liab-Unamortized ITC (50%)																
136	(d)																
137	Reg Liab-Unamortized ITC (51%)																
138	(d)																
139	Reg Liab-Unamortized ITC (52%)																
140	(d)																
141	Reg Liab-Unamortized ITC (53%)																
142	(d)																
143	Reg Liab-Unamortized ITC (54%)																
144	(d)																
145	Reg Liab-Unamortized ITC (55%)																
146	(d)																
147	Reg Liab-Unamortized ITC (56%)																
148	(d)																
149	Reg Liab-Unamortized ITC (57%)																
150	(d)																
151	Reg Liab-Unamortized ITC (58%)																
152	(d)																
153	Reg Liab-Unamortized ITC (59%)																
154	(d)																
155	Reg Liab-Unamortized ITC (60%)																
156	(d)																
157	Reg Liab-Unamortized ITC (61%)																
158	(d)																
159	Reg Liab-Unamortized ITC (62%)																
160	(d)																
161	Reg Liab-Unamortized ITC (63%)																
162	(d)																
163	Reg Liab-Unamortized ITC (64%)																
164	(d)																
165	Reg Liab-Unamortized ITC (65%)																
166	(d)																
167	Reg Liab-Unamortized ITC (66%)																
168	(d)																
169	Reg Liab-Unamortized ITC (67%)																
170	(d)																
171	Reg Liab-Unamortized ITC (68%)																
172	(d)																
173	Reg Liab-Unamortized ITC (69%)																
174	(d)																
175	Reg Liab-Unamortized ITC (70%)																
176	(d)																
177	Reg Liab-Unamortized ITC (71%)																
178	(d)																
179	Reg Liab-Unamortized ITC (72%)																
180	(d)																
181	Reg Liab-Unamortized ITC (73%)																
182	(d)																
183	Reg Liab-Unamortized ITC (74%)																
184	(d)																
185	Reg Liab-Unamortized ITC (75%)																
186	(d)																
187	Reg Liab-Unamortized ITC (76%)																
188	(d)																
189	Reg Liab-Unamortized ITC (77%)																
190	(d)																
191	Reg Liab-Unamortized ITC (78%)																
192	(d)																
193	Reg Liab-Unamortized ITC (79%)																
194	(d)																
195	Reg Liab-Unamortized ITC (80%)																
196	(d)																
197	Reg Liab-Unamortized ITC (81%)																
198	(d)																
199	Reg Liab-Unamortized ITC (82%)																
200	(d)																
201	Reg Liab-Unamortized ITC (83%)																
202	(d)																
203	Reg Liab-Unamortized ITC (84%)																
204	(d)																
205	Reg Liab-Unamortized ITC (85%)																
206	(d)																
207	Reg Liab-Unamortized ITC (86%)																
208	(d)																
209	Reg Liab-Unamortized ITC (87%)																
210	(d)																
211	Reg Liab-Unamortized ITC (88%)																
212	(d)																
213	Reg Liab-Unamortized ITC (89%)																
214	(d)																
215	Reg Liab-Unamortized ITC (90%)																
216	(d)																
217	Reg Liab-Unamortized ITC (91%)																
218	(d)																
219	Reg Liab-Unamortized ITC (92%)																
220	(d)																
221	Reg Liab-Unamortized ITC (93%)																
222	(d)																
223	Reg Liab-Unamortized ITC (94%)																
224	(d)																
225	Reg Liab-Unamortized ITC (95%)																
226	(d)																
227	Reg Liab-Unamortized ITC (96%)																
228	(d)																
229	Reg Liab-Unamortized ITC (97%)																
230	(d)																
231	Reg Liab-Unamortized ITC (98%)																
232	(d)																
233	Reg Liab-Unamortized ITC (99%)																
234	(d)																
235	Reg Liab-Unamortized ITC (100%)																
236	(d)																
237	Reg Liab-Unamortized ITC (101%)																
238	(d)																
239	Reg Liab-Unamortized ITC (102%)																
240	(d)																
241	Reg Liab-Unamortized ITC (103%)																
242	(d)																
243	Reg Liab-Unamortized ITC (104%)																
244	(d)																
245	Reg Liab-Unamortized ITC (105%)																
246	(d)																
247	Reg Liab-Unamortized ITC (106%)																
248	(d)																
249	Reg Liab-Unamortized ITC (107%)																
250	(d)																
251	Reg Liab-Unamortized ITC (108%)																
252	(d)																
253	Reg Liab-Unamortized ITC (109%)																
254	(d)																
255	Reg Liab-Unamortized ITC (110%)																
256	(d)																
257	Reg Liab-Unamortized ITC (111%)																
258	(d)																
259	Reg Liab-Unamortized ITC (112%)																
260	(d)																
261	Reg Liab-Unamortized ITC (113%)																
262	(d)																
263	Reg Liab-Unamortized ITC (114%)																
264	(d)																
265	Reg Liab-Unamortized ITC (115%)																
266	(d)																
267	Reg Liab-Unamortized ITC (116%)																
268	(d)																
269	Reg Liab-Unamortized ITC (117%)																
270	(d)																
271	Reg Liab-Unamortized ITC (118%)																
272	(d)																
273	Reg Liab-Unamortized ITC (119%)																
274	(d)																
275	Reg Liab-Unamortized ITC (120%)																
276	(d)																
277	Reg Liab-Unamortized ITC (121%)																
278	(d)																
279	Reg Liab-Unamortized ITC (122%)																
280	(d)																
281	Reg Liab-Unamortized ITC (123%)																
282	(d)																
283	Reg Liab-Unamortized ITC (124%)																
284	(d)																
285	Reg Liab-Unamortized ITC (125%)																
286	(d)																
287	Reg Liab-Unamortized ITC (126%)																
288	(d)																
289	Reg Liab-Unamortized ITC (127%)																
290	(d)																
291	Reg Liab-Unamortized ITC (128%)																
292	(d)																
293	Reg Liab-Unamortized ITC (129%)																
294	(d)																
295	Reg Liab-Unamortized ITC (130%)																
296	(d)																
297	Reg Liab-Unamortized ITC (131%)																
298	(d)																
299	Reg Liab-Unamortized ITC (132%)																
300	(d)																
301	Reg Liab-Unamortized ITC (133%)																
302	(d)																
303	Reg Liab-Unamortized ITC (134%)																
304	(d)																
305	Reg Liab-Unamortized ITC (135%)																
306	(d)																
307	Reg Liab-Unamortized ITC (136%)																
308	(d)																
309	Reg Liab-Unamortized ITC (137%)																
310	(d)																
311	Reg Liab-Unamortized ITC (138%)																
312	(d)																
313	Reg Liab-Unamortized ITC (139%)																
314	(d)																
315	Reg Liab-Unamortized ITC (140%)																
316	(d)																
317	Reg Liab-Unamortized ITC (141%)																
318	(d)																
319	Reg Liab-Unamortized ITC (142%)																
320	(d)																
321	Reg Liab-Unamortized ITC (143%)																
322	(d)																
323	Reg Liab-Unamortized ITC (144%)																
324	(d)																
325	Reg Liab-Unamortized ITC (145%)																
326	(d)																
327	Reg Liab-Unamortized ITC (146%)																
328	(d)																
329	Reg Liab-Unamortized ITC (147%)																
330	(d)																
331	Reg Liab-Unamortized ITC (148%)																
332	(d)																
333	Reg Liab-Unamortized ITC (149%)																
334	(d)																
335	Reg Liab-Unamortized ITC (150%)																
336	(d)																
337	Reg Liab-Unamortized ITC (151%)																
338	(d)																
339	Reg Liab-Unamortized ITC (152%)																
340	(d)																
341	Reg Liab-Unamortized ITC (153%)																
342	(d)																
343	Reg Liab-Unamortized ITC (154%)																
344	(d)																
345	Reg Liab-Unamortized ITC (155%)																
346	(d)																
347	Reg Liab-Unamortized ITC (156%)																
348	(d)																
349	Reg Liab-Unamortized ITC (157%)																
350	(d)																
351	Reg Liab-Unamortized ITC (158%)																
352	(d)																
353	Reg Liab-Unamortized ITC (159%)																
354	(d)																







KENTUCKY-AMERICAN WATER COMPANY  
TAX BASIS WATER PROPERTY - DEPRECIATION EXPENSE - FEDERAL  
CASE NO. XXX  
For the year 2012-2014

	Oct-2012	Nov-2012	Dec-2012	Jan-2013	Feb-2013	Mar-2013	Apr-2013	May-2013	Jun-2013	Jul-2013	Aug-2013	Sep-2013	Oct-2013	Nov-2013	Dec-2013
<b>TWENTY-FIVE YEAR PROPERTY</b>															
WATER PROPERTY	0	668,763	1,160,982	672,281	277,117	1,325,614	4,453,980	796,764	1,327,113	725,377	802,653	991,374	596,582	435,368	13,259,654
N.D.B. (LINES 8 @100%)	0	300,131	1,160,982	672,281	277,117	1,325,614	4,453,980	796,764	1,327,113	725,377	802,653	991,374	596,582	435,368	13,259,654
ACCUMULATED	0	300,131	2,129,876	2,802,157	3,079,274	4,404,888	8,858,869	9,655,633	10,982,745	11,708,122	12,510,775	13,502,150	14,098,732	14,534,100	27,793,754
REGULAR DEPRECIATION	0	6,003	13,375	23,220	13,446	26,512	89,080	15,935	26,542	14,508	16,053	19,827	11,932	8,707	265,193
ACCUM DEPRECIATION	0	6,003	19,378	42,598	56,044	88,098	177,178	193,113	219,655	234,163	250,216	270,043	281,975	290,682	555,875

	Oct-2012	Nov-2012	Dec-2012	Jan-2013	Feb-2013	Mar-2013	Apr-2013	May-2013	Jun-2013	Jul-2013	Aug-2013	Sep-2013	Oct-2013	Nov-2013	Dec-2013
<b>SEVEN YEAR PROPERTY</b>															
OFFICE FURN. & FIX.	0	65,533	0	0	0	0	0	0	0	0	0	0	0	0	0
N.D.B. (LINES 17-19 @100%)	0	65,533	0	0	0	0	0	0	0	0	0	0	0	0	0
ACCUMULATED	0	65,533	65,533	65,533	65,533	65,533	65,533	65,533	65,533	65,533	65,533	65,533	65,533	65,533	65,533
DEPRECIATION	0	9,365	0	0	0	0	0	0	0	0	0	0	0	0	0
ACCUM DEPRECIATION	0	9,365	9,365	9,365	9,365	9,365	9,365	9,365	9,365	9,365	9,365	9,365	9,365	9,365	9,365

	Oct-2012	Nov-2012	Dec-2012	Jan-2013	Feb-2013	Mar-2013	Apr-2013	May-2013	Jun-2013	Jul-2013	Aug-2013	Sep-2013	Oct-2013	Nov-2013	Dec-2013
<b>FIVE YEAR PROPERTY</b>															
LIGHT TRUCKS	0	17,086	5,060	11,660	0	0	0	0	17,333	0	109,200	0	0	0	52,000
CARS	0	17,628	5,214	12,014	0	0	0	0	17,859	0	112,509	0	0	0	53,576
HEAVY TRUCKS	0	17,188	5,060	11,660	0	0	0	0	17,333	0	109,200	0	0	0	52,000
OFFICE EQUIPMENT	0	46,734	0	0	0	0	0	0	0	0	0	0	0	0	0
COMPUTER EQUIPMENT	0	0	0	0	0	0	0	0	0	0	0	0	0	0	0
N.D.B. (LINES 17-19 @100%)	0	98,636	15,335	35,335	0	0	0	0	52,525	0	330,908	0	0	0	157,575
ACCUMULATED	0	98,636	113,971	149,305	149,305	149,305	149,305	149,305	201,830	201,830	532,738	532,738	532,738	690,313	690,313
DEPRECIATION	0	19,727	3,067	7,067	0	0	0	0	10,505	0	66,182	0	0	0	31,515
ACCUM DEPRECIATION	0	19,727	22,794	29,861	29,861	29,861	29,861	29,861	40,366	40,366	106,548	106,548	106,548	138,063	

	Oct-2012	Nov-2012	Dec-2012	Jan-2013	Feb-2013	Mar-2013	Apr-2013	May-2013	Jun-2013	Jul-2013	Aug-2013	Sep-2013	Oct-2013	Nov-2013	Dec-2013
<b>THREE YEAR PROPERTY</b>															
SOFTWARE	0	37,200	28,517	28,469	73,664	151,610	5,587	5,587	5,760,686	109,646	127,963	123,648	113,965	65,618	64,273
N.D.B. (LINES 17-19 @100%)	0	37,200	28,517	28,469	73,664	151,610	5,587	5,587	5,760,686	109,646	127,963	123,648	113,965	65,618	64,273
ACCUMULATED	0	37,200	65,716	94,185	167,849	319,459	325,047	330,634	6,091,320	6,200,966	6,328,930	6,452,577	6,570,374	6,684,339	6,799,957
DEPRECIATION	0	12,999	9,505	9,489	24,552	50,532	1,862	1,862	1,920,037	36,545	42,650	41,212	39,262	37,985	21,870
ACCUM DEPRECIATION	0	12,999	21,904	31,393	55,945	106,477	108,339	110,201	2,030,238	2,066,783	2,109,433	2,150,645	2,189,907	2,227,892	2,271,181

	Oct-2012	Nov-2012	Dec-2012	Jan-2013	Feb-2013	Mar-2013	Apr-2013	May-2013	Jun-2013	Jul-2013	Aug-2013	Sep-2013	Oct-2013	Nov-2013	Dec-2013
<b>REAL PROPERTY</b>															
BUILDINGS	0	23,707	58,557	122,555	106,502	99,196	0	0	37,608	97,708	68,283	130,974	123,620	135,171	98,099
ACCUMULATED	0	23,707	82,264	204,819	311,321	410,518	410,518	410,518	448,126	545,834	614,117	745,091	871,151	1,129,942	1,228,041
DEPRECIATION	0	127	188	131	2,621	2,229	0	0	604	1,359	804	1,261	944	661	434
ACCUM DEPRECIATION	0	127	315	446	3,067	5,296	5,296	5,296	5,900	7,259	8,063	9,324	10,268	11,363	11,468

	Oct-2012	Nov-2012	Dec-2012	Jan-2013	Feb-2013	Mar-2013	Apr-2013	May-2013	Jun-2013	Jul-2013	Aug-2013	Sep-2013	Oct-2013	Nov-2013	Dec-2013
TOTAL ACCUM. DEPR.	0	47,621	73,756	113,663	154,282	212,585	240,959	331,901	2,278,982	2,343,428	2,467,572	2,526,098	2,586,131	2,636,709	2,985,955
LESS: PROV. YEAR TO DATE	0	0	15,874	44,815	0	12,857	31,014	52,008	83,108	357,592	641,283	945,664	1,261,751	1,592,846	2,320,018
SUBTOTAL	0	47,621	57,882	68,848	154,282	199,728	209,945	279,893	2,195,874	1,985,836	1,826,289	1,580,434	1,324,380	1,043,863	665,937
REMAINING PERIODS	5	3	2	1	12	11	10	9	8	7	6	5	4	3	2
MONTHLY PROV.	0	15,874	28,941	68,848	12,857	18,157	20,995	31,099	274,484	283,691	304,382	316,087	331,095	347,954	379,217
ON CURRENT ADDITIONS															

	Oct-2012	Nov-2012	Dec-2012	Jan-2013	Feb-2013	Mar-2013	Apr-2013	May-2013	Jun-2013	Jul-2013	Aug-2013	Sep-2013	Oct-2013	Nov-2013	Dec-2013
DEPRECIATION ON PROPERTY @															
2011&Prior UPIS Projected	0	906,790	906,790	906,790	839,735	839,735	839,735	839,735	839,735	839,735	839,735	839,735	839,735	839,735	839,735
Current Year Regular Depreciation	0	15,874	28,941	68,848	12,857	18,157	20,995	31,099	274,484	283,691	304,382	316,087	331,095	347,954	379,217
Current Year Bonus Depreciation	0	0	0	0	0	0	0	0	0	0	0	0	0	0	0
Year 2 & 3 Depreciation	0	0	0	0	0	0	0	0	0	0	0	0	0	0	0
TOTAL DEPRECIATION	0	922,663	935,731	975,638	929,239	934,539	937,376	947,481	1,190,866	1,200,073	1,220,763	1,232,468	1,247,477	1,264,336	1,519,191
ACCUMULATED	0	922,663	1,858,394	2,834,032	3,763,271	4,697,810	5,635,186	6,582,667	7,773,532	8,973,605	10,194,368	11,426,837	12,674,313	13,938,649	16,806,671

Accum Depr on 2008-09 Additions  
Numeric Month

	8	10	11	12	1	2	3	4	5	6	7	8	9	10	11	12
0	15,874	44,815	113,663	126,520	144,677	165,671	196,771	471,255	754,946	1,059,327	1,375,414	1,706,509	2,054,463	2,433,681	3,099,618	



**KENTUCKY-AMERICAN WATER COMP**  
**TAX BASIS WATER PROPERTY - DEPRECIATION**  
CASE NO. XXX  
For the year 2012-2014

TWENTY-FIVE YEAR PROPERTY	Jan-2014	Feb-2014	Mar-2014	Apr-2014	May-2014	Jun-2014	Jul-2014	Aug-2014	Sep-2014	Oct-2014	Nov-2014	Dec-2014
WATER PROPERTY	587,895	902,655	494,487	655,695	905,947	860,163	982,824	746,636	1,475,024	1,936,884	4,348,961	2,780,318
N.D.B. (LINES 8 @ 100%)	587,895	902,655	494,487	655,695	905,947	860,163	982,824	746,636	1,475,024	1,936,884	4,348,961	2,780,318
ACCUMULATED	28,381,649	29,284,304	29,778,791	30,434,487	31,340,434	32,200,597	33,183,421	33,930,057	35,405,081	37,341,965	41,690,927	44,471,244
REGULAR DEPRECIATION	11,758	18,053	9,890	13,114	18,119	17,203	19,656	14,933	29,500	38,738	86,979	55,606
ACCUM DEPRECIATION	567,633	585,686	595,576	608,690	626,809	644,012	663,668	678,601	708,101	746,839	833,818	889,424

SEVEN YEAR PROPERTY	Jan-2014	Feb-2014	Mar-2014	Apr-2014	May-2014	Jun-2014	Jul-2014	Aug-2014	Sep-2014	Oct-2014	Nov-2014	Dec-2014
OFFICE FURN. & FIX.	0	0	0	0	0	0	0	0	0	0	0	0
N.D.B. (LINES 17-19 @ 100%)	0	0	0	0	0	0	0	0	0	0	0	0
ACCUMULATED	65,533	65,533	65,533	65,533	65,533	65,533	65,533	65,533	65,533	65,533	65,533	65,533
DEPRECIATION	0	0	0	0	0	0	0	0	0	0	0	0
ACCUM DEPRECIATION	9,365	9,365	9,365	9,365	9,365	9,365	9,365	9,365	9,365	9,365	9,365	9,365

FIVE YEAR PROPERTY	Jan-2014	Feb-2014	Mar-2014	Apr-2014	May-2014	Jun-2014	Jul-2014	Aug-2014	Sep-2014	Oct-2014	Nov-2014	Dec-2014
LIGHT TRUCKS	0	0	0	0	0	0	0	0	0	0	0	0
CARS	0	0	0	0	0	0	0	0	0	0	0	0
HEAVY TRUCKS	0	0	0	0	0	0	0	0	0	0	0	0
OFFICE EQUIPMENT	0	0	0	0	0	0	0	0	0	0	0	0
COMPUTER EQUIPMENT	0	0	0	0	0	0	0	0	0	0	0	0
N.D.B. (LINES 17-19 @ 100%)	0	0	0	0	0	0	0	0	0	0	0	0
ACCUMULATED	690,313	690,313	690,313	690,313	736,535	791,161	1,140,978	1,140,978	1,140,978	1,252,331	1,252,331	1,252,331
DEPRECIATION	0	0	0	0	9,244	10,925	69,963	0	0	22,271	0	0
ACCUM DEPRECIATION	138,063	138,063	138,063	138,063	147,307	158,232	228,195	228,195	228,195	250,466	250,466	250,466

THREE YEAR PROPERTY	Jan-2014	Feb-2014	Mar-2014	Apr-2014	May-2014	Jun-2014	Jul-2014	Aug-2014	Sep-2014	Oct-2014	Nov-2014	Dec-2014
SOFTWARE	38,834	37,851	271,176	0	0	0	0	0	0	0	0	0
N.D.B. (LINES 17-19 @ 100%)	38,834	37,851	271,176	0	0	0	0	0	0	0	0	0
ACCUMULATED	6,853,063	6,890,913	7,162,089	7,162,089	7,162,089	7,162,089	7,162,089	7,162,089	7,162,089	7,162,089	7,162,089	7,162,089
DEPRECIATION	12,943	12,616	90,383	0	0	0	0	0	0	0	0	0
ACCUM DEPRECIATION	2,284,127	2,296,743	2,387,126	2,387,126	2,387,126	2,387,126	2,387,126	2,387,126	2,387,126	2,387,126	2,387,126	2,387,126

REAL PROPERTY	Jan-2014	Feb-2014	Mar-2014	Apr-2014	May-2014	Jun-2014	Jul-2014	Aug-2014	Sep-2014	Oct-2014	Nov-2014	Dec-2014
BUILDINGS	8,403	0	0	0	35,717	77,737	92,215	92,444	243,583	133,050	117,656	90,141
ACCUMULATED	1,236,444	1,236,444	1,236,444	1,236,444	1,272,161	1,349,898	1,442,113	1,534,557	1,778,140	1,911,190	2,028,846	2,118,987
DEPRECIATION	207	0	0	0	573	1,081	1,085	890	1,824	712	378	96
ACCUM DEPRECIATION	11,675	11,675	11,675	11,675	12,248	13,329	14,414	15,304	17,128	17,840	18,218	18,314

TOTAL ACCUM. DEPR.	Jan-2014	Feb-2014	Mar-2014	Apr-2014	May-2014	Jun-2014	Jul-2014	Aug-2014	Sep-2014	Oct-2014	Nov-2014	Dec-2014
LESS: PROV. YEAR TO DATE	0	250,905	504,599	768,319	1,033,497	1,302,167	1,575,009	1,862,969	2,154,093	2,453,049	2,772,578	3,135,785
SUBTOTAL	3,010,863	2,790,627	2,637,206	2,388,600	2,149,358	1,909,897	1,727,759	1,455,622	1,195,822	958,587	726,415	418,910
REMAINING PERIODS	12	11	10	9	8	7	6	5	4	3	2	1
MONTHLY PROV.	250,905	253,693	263,721	265,178	268,670	272,842	287,960	291,124	298,955	319,529	363,208	418,910
ON CURRENT ADDITIONS												

DEPRECIATION ON PROPERTY @	Jan-2014	Feb-2014	Mar-2014	Apr-2014	May-2014	Jun-2014	Jul-2014	Aug-2014	Sep-2014	Oct-2014	Nov-2014	Dec-2014
2011&Prior UPIS Projected	794,040	794,040	794,040	794,040	794,040	794,040	794,040	794,040	794,040	794,040	794,040	794,040
Current Year Regular Depreciation	250,905	253,693	263,721	265,178	268,670	272,842	287,960	291,124	298,955	319,529	363,208	418,910
Current Year Bonus Depreciation	0	0	0	0	0	0	0	0	0	0	0	0
Year 2 & 3 Depreciation	362,602	362,602	362,602	362,602	362,602	362,602	362,602	362,602	362,602	362,602	362,602	362,602
TOTAL DEPRECIATION	1,407,547	1,410,335	1,420,362	1,421,820	1,425,312	1,429,484	1,444,602	1,447,766	1,455,597	1,476,171	1,519,849	1,575,551
ACCUMULATED	18,224,114	19,634,449	21,054,812	22,476,631	23,901,943	25,331,477	26,776,029	28,223,795	29,679,392	31,155,563	32,675,412	34,250,963

Accum Depr on 2008-09 Additions  
Numeric Month

3,350,523	3,604,217	3,867,937	4,133,115	4,401,785	4,674,627	4,962,587	5,253,711	5,552,667	5,872,196	6,235,403	6,654,313
1	2	3	4	5	6	7	8	9	10	11	12

Total Tax Basis Additions 55,070,185

**KENTUCKY-AMERICAN WATER COMPANY**  
**TAX BASIS WATER PROPERTY - DEPRECIATION EXPENSE - FEDERAL Years 2 & 3**  
**CASE NO. XXX**

W/P - 1-8  
Exhibits\Taxes\[KY Tax Depreciation 2012-2014.xlsx]Yrs 2 and 3 FED

	2012 UPIS Additions		2013 UPIS Additions	
	2013 2nd Year	2014 3rd Year	2014 2nd Year	2015 3rd Year
<b>TWENTY YEAR PROPERTY</b>				
WATER PROPERTY				
UPIS Additions	2,716,781	2,716,781	25,663,878	25,663,878
Depreciation Rate	4.000%	4.000%	4.000%	4.000%
Tax Dep Expense	108,671	108,671	1,026,555	1,026,555
<b>SEVEN YEAR PROPERTY</b>				
OFFICE FURN. & FIX.				
UPIS Additions	131,066	131,066	0	0
Depreciation Rate	24.490%	17.490%	24.490%	17.490%
Tax Dep Expense	32,098	22,923	0	0
<b>FIVE YEAR PROPERTY</b>				
LIGHT TRUCKS				
CARS				
HEAVY TRUCKS				
OFFICE EQUIPMENT				
COMPUTER EQUIPMENT				
UPIS Additions	195,855	195,855	541,008	541,008
Depreciation Rate	32.000%	19.200%	32.000%	19.200%
Tax Dep Expense	62,674	37,604	173,123	103,874
<b>THREE YEAR PROPERTY</b>				
Software				
UPIS Additions	2,127,591	2,127,591	6,720,044	6,720,044
Depreciation Rate	33.330%	33.330%	33.330%	33.330%
Tax Dep Expense	709,126	709,126	2,239,791	2,239,791
<b>REAL PROPERTY</b>				
BUILDINGS				
UPIS Additions	280,473	280,473	1,023,222	1,023,222
Depreciation Rate	2.564%	2.564%	2.564%	2.564%
Tax Dep Expense	7,191	7,191	26,235	26,235
<b>Annual Depreciation</b>	919,760	885,515	3,465,704	3,396,455
<b>Monthly Depreciation</b>	76,647	73,793	288,809	283,038

KENTUCKY-AMERICAN WATER COMPANY  
TAX BASIS WATER PROPERTY - DEPRECIATION EXPENSE - STATE  
CASE NO. XXX  
For the year 2012-2014

TWENTY-FIVE YEAR PROPERTY	Oct-2012	Nov-2012	Dec-2012	Jan-2013	Feb-2013	Mar-2013	Apr-2013	May-2013	Jun-2013	Jul-2013	Aug-2013	Sep-2013	Oct-2013	Nov-2013
WATER PROPERTY	0	600,262	1,337,525	2,321,965	2,771,117	1,325,614	4,453,980	796,764	1,327,113	725,377	802,653	991,374	596,582	435,368
N.D.B. (LINES 8 @100%)	0	600,262	1,337,525	2,321,965	2,771,117	1,325,614	4,453,980	796,764	1,327,113	725,377	802,653	991,374	596,582	435,368
ACCUMULATED	0	600,262	1,937,787	4,259,752	4,932,033	5,209,150	10,988,795	11,785,509	13,111,621	13,837,998	14,640,651	15,632,026	16,228,608	16,663,976
REGULAR DEPRECIATION	0	12,005	26,751	46,439	13,446	26,512	89,080	15,935	26,542	14,508	16,053	19,827	11,932	8,707
ACCUM DEPRECIATION	0	12,005	38,756	85,195	98,641	104,183	130,695	219,775	235,710	262,252	292,813	312,640	324,572	333,279

SEVEN YEAR PROPERTY	Oct-2012	Nov-2012	Dec-2012	Jan-2013	Feb-2013	Mar-2013	Apr-2013	May-2013	Jun-2013	Jul-2013	Aug-2013	Sep-2013	Oct-2013	Nov-2013
OFFICE FURN. & FIX.	0	131,066	0	0	0	0	0	0	0	0	0	0	0	0
N.D.B. (LINES 17-19 @100%)	0	131,066	0	0	0	0	0	0	0	0	0	0	0	0
ACCUMULATED	0	131,066	131,066	131,066	131,066	131,066	131,066	131,066	131,066	131,066	131,066	131,066	131,066	131,066
DEPRECIATION	0	18,729	0	0	0	0	0	0	0	0	0	0	0	0
ACCUM DEPRECIATION	0	18,729	18,729	18,729	18,729	18,729	18,729	18,729	18,729	18,729	18,729	18,729	18,729	18,729

FIVE YEAR PROPERTY	Oct-2012	Nov-2012	Dec-2012	Jan-2013	Feb-2013	Mar-2013	Apr-2013	May-2013	Jun-2013	Jul-2013	Aug-2013	Sep-2013	Oct-2013	Nov-2013
LIGHT TRUCKS	0	34,171	10,121	23,321	0	0	0	0	0	0	0	0	0	0
CARS	0	35,256	10,428	24,028	0	0	0	0	0	0	0	0	0	0
HEAVY TRUCKS	0	34,377	10,121	23,321	0	0	0	0	0	0	0	0	0	0
OFFICE EQUIPMENT	0	93,467	0	0	0	0	0	0	0	0	0	0	0	0
COMPUTER EQUIPMENT	0	0	0	0	0	0	0	0	0	0	0	0	0	0
N.D.B. (LINES 17-19 @100%)	0	197,272	30,670	70,670	298,611	298,611	298,611	298,611	351,136	330,908	682,044	682,044	682,044	839,619
ACCUMULATED	0	197,272	227,941	298,611	298,611	298,611	298,611	298,611	351,136	682,044	682,044	682,044	682,044	839,619
DEPRECIATION	0	39,454	6,134	14,134	0	0	0	0	10,505	66,182	0	0	0	31,515
ACCUM DEPRECIATION	0	39,454	45,588	59,722	59,722	59,722	59,722	70,227	70,227	136,409	136,409	136,409	136,409	167,924

THREE YEAR PROPERTY	Oct-2012	Nov-2012	Dec-2012	Jan-2013	Feb-2013	Mar-2013	Apr-2013	May-2013	Jun-2013	Jul-2013	Aug-2013	Sep-2013	Oct-2013	Nov-2013
SOFTWARE	0	74,399	57,033	56,937	73,664	5,587	5,587	5,587	109,646	127,963	123,648	117,797	113,965	65,618
N.D.B. (LINES 17-19 @100%)	0	74,399	57,033	56,937	73,664	5,587	5,587	5,587	109,646	127,963	123,648	117,797	113,965	65,618
ACCUMULATED	0	74,399	131,432	188,370	262,034	413,644	419,232	424,819	6,185,505	6,423,114	6,546,762	6,664,559	6,778,524	6,844,141
DEPRECIATION	0	24,797	19,009	18,977	24,552	1,862	1,862	1,920,037	36,545	42,650	41,212	39,262	37,985	21,870
ACCUM DEPRECIATION	0	24,797	43,806	62,783	87,335	137,867	139,729	141,591	2,061,628	2,140,823	2,182,035	2,221,297	2,259,282	2,281,152

REAL PROPERTY	Oct-2012	Nov-2012	Dec-2012	Jan-2013	Feb-2013	Mar-2013	Apr-2013	May-2013	Jun-2013	Jul-2013	Aug-2013	Sep-2013	Oct-2013	Nov-2013
BUILDINGS	0	23,707	58,557	122,555	106,502	99,196	0	37,608	97,708	68,283	130,974	126,060	123,620	135,171
ACCUMULATED	0	23,707	82,264	204,819	311,321	410,518	410,518	448,126	545,834	614,117	745,091	871,151	994,771	1,129,942
DEPRECIATION	0	482	1,065	1,967	1,481	1,168	0	201	314	73	3,223	2,833	2,513	2,459
ACCUM DEPRECIATION	0	482	1,547	3,514	4,995	6,163	6,163	6,364	6,678	6,751	9,974	12,807	15,320	17,779

TOTAL ACCUM. DEPR.	Oct-2012	Nov-2012	Dec-2012	Jan-2013	Feb-2013	Mar-2013	Apr-2013	May-2013	Jun-2013	Jul-2013	Aug-2013	Sep-2013	Oct-2013	Nov-2013
LESS: PROV. YEAR TO DATE	0	95,467	148,426	229,943	269,422	326,664	355,038	445,980	2,392,658	2,579,472	2,639,960	2,701,882	2,754,312	2,818,863
SUBTOTAL	0	95,467	116,604	139,819	269,422	304,212	304,931	365,379	2,271,460	2,050,928	1,881,352	1,364,547	1,075,840	781,778
REMAINING PERIODS	5	3	2	1	12	11	10	9	8	7	6	5	4	3
MONTHLY PROV.	0	31,822	58,302	139,819	22,452	27,656	30,493	40,598	283,932	292,990	313,559	341,137	358,613	390,889
ON CURRENT ADDITIONS														

DEPRECIATION ON PROPERTY @	Oct-2012	Nov-2012	Dec-2012	Jan-2013	Feb-2013	Mar-2013	Apr-2013	May-2013	Jun-2013	Jul-2013	Aug-2013	Sep-2013	Oct-2013	Nov-2013
2011&Prior UPIS Projected	0	981,454	981,454	981,454	908,751	908,751	908,751	908,751	908,751	908,751	908,751	908,751	908,751	908,751
Current Year Regular Depreciation	0	31,822	58,302	139,819	22,452	27,656	30,493	40,598	283,932	292,990	313,559	341,137	358,613	390,889
Current Year Bonus Depreciation	0	0	0	0	0	0	0	0	0	0	0	0	0	0
Year 2 & 3 Depreciation	0	1,013,276	1,039,756	1,121,273	1,083,896	1,089,100	1,091,938	1,102,042	1,345,377	1,351,434	1,375,003	1,439,228	1,496,705	1,528,980
ACCUMULATED	0	1,013,276	2,053,032	3,174,304	4,258,201	5,347,301	6,439,239	7,541,281	8,886,658	10,241,092	11,616,095	13,000,323	14,407,028	15,835,908

Accum Depr on 2008-09 Additions  
Numeric Month

8 10 11 12 1 2 3 4 5 6 7 8 9 10 11

W/P - 1-8  
Exhibits\Taxes\KY Tax Depreciation 2012-2014.xlsx\Tax Depr STATE

KENTUCKY-AMERICAN WATER COMP  
TAX BASIS WATER PROPERTY - DEPRECIATIO  
CASE NO. XXX  
For the year 2012-2014

TWENTY-FIVE YEAR PROPERTY	Dec-2013	Jan-2014	Feb-2014	Mar-2014	Apr-2014	May-2014	Jun-2014	Jul-2014	Aug-2014	Sep-2014	Oct-2014	Nov-2014	Dec-2014
WATER PROPERTY	13,259,654	587,895	902,655	494,487	655,695	905,947	860,163	982,824	746,636	1,475,024	1,936,884	4,348,961	2,780,318
N.D.B. (LINES 8 @100%)	13,259,654	587,895	902,655	494,487	655,695	905,947	860,163	982,824	746,636	1,475,024	1,936,884	4,348,961	2,780,318
ACCUMULATED	29,923,630	30,511,525	31,414,180	31,908,667	32,564,363	33,470,310	34,330,473	35,313,297	36,059,936	37,534,957	39,471,841	43,820,803	46,601,120
REGULAR DEPRECIATION	265,193	11,758	18,053	9,890	13,114	18,119	17,203	19,656	14,933	29,500	38,738	86,979	55,606
ACCUM DEPRECIATION	598,472	610,230	628,283	638,173	651,287	669,406	686,609	706,265	721,198	750,698	789,436	876,415	932,021

2,129,876

SEVEN YEAR PROPERTY	Dec-2013	Jan-2014	Feb-2014	Mar-2014	Apr-2014	May-2014	Jun-2014	Jul-2014	Aug-2014	Sep-2014	Oct-2014	Nov-2014	Dec-2014
OFFICE FURN. & FIX.	0	0	0	0	0	0	0	0	0	0	0	0	0
N.D.B. (LINES 17-19 @100%)	0	0	0	0	0	0	0	0	0	0	0	0	0
ACCUMULATED	131,066	131,066	131,066	131,066	131,066	131,066	131,066	131,066	131,066	131,066	131,066	131,066	131,066
DEPRECIATION	0	0	0	0	0	0	0	0	0	0	0	0	0
ACCUM DEPRECIATION	18,729	18,729	18,729	18,729	18,729	18,729	18,729	18,729	18,729	18,729	18,729	18,729	18,729

65,533

FIVE YEAR PROPERTY	Dec-2013	Jan-2014	Feb-2014	Mar-2014	Apr-2014	May-2014	Jun-2014	Jul-2014	Aug-2014	Sep-2014	Oct-2014	Nov-2014	Dec-2014
LIGHT TRUCKS	0	0	0	0	0	0	0	0	0	0	0	0	0
CARS	0	0	0	0	0	0	0	0	0	0	0	0	0
HEAVY TRUCKS	0	0	0	0	0	0	0	0	0	0	0	0	0
OFFICE EQUIPMENT	0	0	0	0	0	0	0	0	0	0	0	0	0
COMPUTER EQUIPMENT	0	0	0	0	0	0	0	0	0	0	0	0	0
N.D.B. (LINES 17-19 @100%)	0	0	0	0	0	0	0	0	0	0	0	0	0
ACCUMULATED	839,619	839,619	839,619	839,619	839,619	839,619	839,619	839,619	839,619	839,619	839,619	839,619	839,619
DEPRECIATION	0	0	0	0	0	0	0	0	0	0	0	0	0
ACCUM DEPRECIATION	167,924	167,924	167,924	167,924	167,924	167,924	167,924	167,924	167,924	167,924	167,924	167,924	167,924

149,305

THREE YEAR PROPERTY	Dec-2013	Jan-2014	Feb-2014	Mar-2014	Apr-2014	May-2014	Jun-2014	Jul-2014	Aug-2014	Sep-2014	Oct-2014	Nov-2014	Dec-2014
SOFTWARE	64,273	38,834	37,851	271,176	0	0	0	0	0	0	0	0	0
N.D.B. (LINES 17-19 @100%)	64,273	38,834	37,851	271,176	0	0	0	0	0	0	0	0	0
ACCUMULATED	6,908,414	6,947,248	6,985,098	7,256,274	7,256,274	7,256,274	7,256,274	7,256,274	7,256,274	7,256,274	7,256,274	7,256,274	7,256,274
DEPRECIATION	21,422	12,943	12,616	90,383	0	0	0	0	0	0	0	0	0
ACCUM DEPRECIATION	2,302,574	2,315,517	2,328,133	2,418,516	2,418,516	2,418,516	2,418,516	2,418,516	2,418,516	2,418,516	2,418,516	2,418,516	2,418,516

94,185

REAL PROPERTY	Dec-2013	Jan-2014	Feb-2014	Mar-2014	Apr-2014	May-2014	Jun-2014	Jul-2014	Aug-2014	Sep-2014	Oct-2014	Nov-2014	Dec-2014
BUILDINGS	98,099	8,403	0	0	0	35,717	77,737	92,215	92,444	243,583	133,050	117,656	90,141
ACCUMULATED	1,228,041	1,236,444	1,236,444	1,236,444	1,236,444	1,272,161	1,349,898	1,442,113	1,534,557	1,778,140	1,911,190	2,028,846	2,118,987
DEPRECIATION	1,574	117	0	0	0	191	250	99	0	0	0	0	0
ACCUM DEPRECIATION	19,353	19,470	19,470	19,470	19,470	19,661	19,911	20,010	20,010	20,010	20,010	20,010	20,010

0

TOTAL ACCUM. DEPR.	Dec-2013	Jan-2014	Feb-2014	Mar-2014	Apr-2014	May-2014	Jun-2014	Jul-2014	Aug-2014	Sep-2014	Oct-2014	Nov-2014	Dec-2014
LESS: PROV. YEAR TO DATE	2,427,974	0	260,989	524,766	798,571	1,073,833	1,352,539	1,635,298	1,933,011	2,233,711	2,541,785	2,870,196	3,242,097
SUBTOTAL	679,078	3,131,870	2,901,550	2,738,046	2,477,355	2,229,647	1,979,319	1,786,278	1,503,498	1,232,298	985,233	743,801	427,506
REMAINING PERIODS	1	12	11	10	9	8	7	6	5	4	3	2	1
MONTHLY PROV.	679,078	260,989	263,777	273,805	275,262	278,706	282,760	297,713	300,700	308,075	328,411	371,900	427,506
ON CURRENT ADDITIONS													7,006,598

Total Tax Basis Additions 57,509,084

DEPRECIATION ON PROPERTY @	Dec-2013	Jan-2014	Feb-2014	Mar-2014	Apr-2014	May-2014	Jun-2014	Jul-2014	Aug-2014	Sep-2014	Oct-2014	Nov-2014	Dec-2014
2011&Prior UPIS Projected	908,751	860,667	860,667	860,667	860,667	860,667	860,667	860,667	860,667	860,667	860,667	860,667	860,667
Current Year Regular Depreciation	679,078	260,989	263,777	273,805	275,262	278,706	282,760	297,713	300,700	308,075	328,411	371,900	427,506
Current Year Bonus Depreciation	76,647	76,647	76,647	76,647	76,647	76,647	76,647	76,647	76,647	76,647	76,647	76,647	76,647
Year 2 & 3 Depreciation	152,694	435,796	435,796	435,796	435,796	435,796	435,796	435,796	435,796	435,796	435,796	435,796	435,796
TOTAL DEPRECIATION	1,817,169	1,634,100	1,636,888	1,646,915	1,648,372	1,651,816	1,655,870	1,670,823	1,673,810	1,681,185	1,701,521	1,745,011	1,800,617
ACCUMULATED	4,842,855	6,476,954	8,113,842	9,760,757	11,409,129	13,060,945	14,716,816	16,387,639	18,061,449	19,742,634	21,444,155	23,189,166	24,989,782

Accum Depr on 2008-09 Additions  
Numeric Month

3,336,995	3,597,984	3,861,761	4,135,566	4,410,828	4,689,534	4,972,293	5,270,006	5,570,706	5,878,780	6,207,191	6,579,092	7,006,598
12	1	2	3	4	5	6	7	8	9	10	11	12

**KENTUCKY-AMERICAN WATER COMPANY**  
**TAX BASIS WATER PROPERTY - DEPRECIATION EXPENSE - STATE Years 2 & 3**  
**CASE NO. XXX**

W/P - 1-8  
Exhibits\Taxes\[KY Tax Depreciation 2012-2014.xlsx]Yrs 2 and 3 STATE

	2012 UPIS Additions		2013 UPIS Additions	
	2013 2nd Year	2014 3rd Year	2014 2nd Year	2015 3rd Year
<b>TWENTY YEAR PROPERTY</b>				
WATER PROPERTY				
UPIS Additions	5,433,561	5,433,561	25,663,878	25,663,878
Depreciation Rate	4.000%	4.000%	4.000%	4.000%
Tax Dep Expense	217,342	217,342	1,026,555	1,026,555
<b>SEVEN YEAR PROPERTY</b>				
OFFICE FURN. & FIX.				
UPIS Additions	262,132	262,132	0	0
Depreciation Rate	24.490%	17.490%	24.490%	17.490%
Tax Dep Expense	64,196	45,847	0	0
<b>FIVE YEAR PROPERTY</b>				
LIGHT TRUCKS				
CARS				
HEAVY TRUCKS				
OFFICE EQUIPMENT				
COMPUTER EQUIPMENT				
UPIS Additions	391,711	391,711	541,008	541,008
Depreciation Rate	32.000%	19.200%	32.000%	19.200%
Tax Dep Expense	125,347	75,208	173,123	103,874
<b>THREE YEAR PROPERTY</b>				
Software				
UPIS Additions	4,255,182	4,255,182	6,720,044	6,720,044
Depreciation Rate	33.330%	33.330%	33.330%	33.330%
Tax Dep Expense	1,418,252	1,418,252	2,239,791	2,239,791
<b>REAL PROPERTY</b>				
BUILDINGS				
UPIS Additions	280,473	280,473	1,023,222	1,023,222
Depreciation Rate	2.564%	2.564%	2.564%	2.564%
Tax Dep Expense	7,191	7,191	26,235	26,235
<b>Annual Depreciation</b>	<b>1,832,328</b>	<b>1,763,840</b>	<b>3,465,704</b>	<b>3,396,455</b>
<b>Monthly Depreciation</b>	<b>152,694</b>	<b>146,987</b>	<b>288,809</b>	<b>283,038</b>









Kentucky-American Water Company UPIS Additions per Construction File	W/P - 18																		
	Jul-2013	Aug-2013	Sep-2013	Oct-2013	Nov-2013	Dec-2013	Jan-2014	Feb-2014	Mar-2014	Apr-2014	May-2014	Jun-2014	Jul-2014	Aug-2014	Sep-2014	Oct-2014	Nov-2014	Dec-2014	
10130100 30100-Organization	0	0	0	0	0	0	0	0	0	0	0	0	0	0	0	0	0	0	0
10130200 30200-Franchises	0	0	0	0	0	0	0	0	0	0	0	0	0	0	0	0	0	0	0
10130300 30300-Land & Land Rights-S	0	0	0	0	0	0	0	0	0	0	0	0	0	0	0	0	0	0	0
10130320 30320-Land & Land Rights-S	0	0	0	0	0	0	0	0	0	0	0	0	0	0	0	0	0	0	0
10130330 30330-Land & Land Rights-P	0	0	0	0	0	0	0	0	0	0	0	0	0	0	0	0	0	0	0
10130340 30340-Land & Land Rights-T	0	0	0	0	0	0	0	0	0	0	0	0	0	0	0	0	0	0	0
10130350 30350-Land & Land Rights-T	0	0	0	0	0	356,579	3,296	1,553	1,179	225	0	0	0	0	0	0	0	0	0
10130410 30410-Struct & Imp-Supply	0	0	0	0	0	0	0	0	0	0	0	0	0	0	0	0	0	0	0
10130420 30420-Struct & Imp-Pumping	0	0	0	0	0	0	0	0	0	0	0	0	0	0	0	0	0	0	0
10130430 30430-Struct & Imp-Treatme	21,000	104,711	73,535	50,085	89,898	71,838	8,403	0	0	0	14,707	67,232	60,700	81,939	170,048	59,515	86,141	58,626	0
10130440 30440-Struct & Imp-T&D	0	0	0	0	0	0	0	0	0	0	0	0	0	0	0	0	0	0	0
10130450 30450-Struct & Imp-General	47,273	26,263	52,525	73,535	47,273	26,261	0	0	0	0	21,010	10,505	31,515	10,505	73,535	73,535	31,515	31,515	0
10130460 30460-Struct & Imp-Offices	0	0	0	0	0	0	0	0	0	0	0	0	0	0	0	0	0	0	0
10130470 30470-Struct & Imp-HVAC	0	0	0	0	0	0	0	0	0	0	0	0	0	0	0	0	0	0	0
10130480 30480-Struct & Imp-Misc	0	0	0	0	0	0	0	0	0	0	0	0	0	0	0	0	0	0	0
10130490 30490-Struct & Imp-Misc	0	0	0	0	0	0	0	0	0	0	0	0	0	0	0	0	0	0	0
10130500 30500-Collect & Impound R	0	0	0	0	0	0	0	0	0	0	0	0	0	0	0	0	0	0	0
10130600 30600-Lake, River & Other I	7,879	39,267	27,576	18,782	32,962	26,939	3,151	0	0	0	5,515	25,212	22,763	30,727	28,129	22,318	32,303	21,985	0
10130900 30900-Supply Mains	0	0	0	0	0	0	0	0	0	0	0	0	0	0	0	0	0	0	0
10131000 31000-Power Generation Eq	0	0	0	0	0	0	0	0	0	0	0	0	0	0	0	0	0	0	0
10131100 31100-Pump Exp	0	0	0	0	0	0	0	0	0	0	0	0	0	0	0	0	0	0	0
10131120 31120-Pump Exp Electric	100,631	82,945	45,960	31,303	54,936	304,940	9,647	2,111	1,572	300	9,192	42,020	37,938	51,212	543,463	51,197	53,838	36,641	0
10131130 31130-Pump Exp Diesel	0	0	0	0	0	0	0	0	0	0	0	0	0	0	0	0	0	0	0
10131140 31140-Pump Exp Hydraulic	0	0	0	0	0	0	0	0	0	0	0	0	0	0	0	0	0	0	0
10131150 31150-Pump Exp Other	0	0	0	0	0	0	0	0	0	0	0	0	0	0	0	0	0	0	0
10131152 31152-Pump Exp-SOS & Pur	0	0	0	0	0	0	0	0	0	0	0	0	0	0	0	0	0	0	0
10131153 31153-Pump Exp-Wir Fresh	0	0	0	0	0	0	0	0	0	0	0	0	0	0	0	0	0	0	0
10131154 31154-Pumping Equipment	0	0	0	0	0	325,052	5,494	2,659	1,965	375	0	0	0	0	0	0	0	0	0
10132010 32010-WT Equip Non-Medial	5,263	26,178	18,384	12,521	21,975	17,960	2,101	0	0	0	3,677	16,808	15,175	20,485	208,838	14,879	21,535	14,657	0
10132010 32010-WT Equip Filter Media	0	0	0	0	0	0	0	0	0	0	0	0	0	0	0	0	0	0	0
10132000 32000-Dist Reservoir & Sta	0	0	0	0	0	0	0	0	0	0	0	0	0	0	0	0	0	0	0
10132000 32000-Elevated Tanks & Sta	0	0	0	0	0	0	0	0	0	0	0	0	0	0	0	0	0	0	0
10132000 32000-Ground Level Tanks	5,253	26,178	18,384	12,521	21,975	17,960	2,101	0	0	0	3,677	16,808	15,175	20,485	18,753	14,879	21,535	14,657	0
10133000 33000-Clearwell	0	0	0	0	0	0	0	0	0	0	0	0	0	0	0	0	0	0	0
10133100 33100-ID Mains Not Classifi	380,210	488,929	561,646	595,678	548,405	9,936,180	581,133	369,328	198,288	207,738	264,785	294,077	403,837	524,355	569,557	1,863,490	4,427,313	3,037,054	0
10133100 33100-ID Mains 4in & Less	0	0	0	0	0	0	0	0	0	0	0	0	0	0	0	0	0	0	0
10133100 33100-ID Mains 6in to 8in	0	0	0	0	0	0	0	0	0	0	0	0	0	0	0	0	0	0	0
10133100 33100-ID Mains 10in to 16in	0	0	0	0	0	0	0	0	0	0	0	0	0	0	0	0	0	0	0
10133100 33100-ID Mains 18in & Gtr	0	0	0	0	0	0	0	0	0	0	0	0	0	0	0	0	0	0	0
10133000 33000-Services	209,909	214,144	188,128	186,577	152,321	154,809	147,007	161,031	186,118	209,676	224,058	217,269	234,932	217,188	185,161	195,940	148,081	408,756	0
10133410 33410-Meters	335,719	159,450	149,229	80,784	76,161	59,033	50,250	341,366	153,255	522,878	678,672	497,423	389,833	171,139	122,558	90,440	72,979	58,972	0
10133410 33410-Meters Bronze Case	0	0	0	0	0	0	0	0	0	0	0	0	0	0	0	0	0	0	0
10133410 33410-Meters Plastic Case	0	0	0	0	0	0	0	0	0	0	0	0	0	0	0	0	0	0	0
10133410 33410-Meters Other	0	0	0	0	0	0	0	0	0	0	0	0	0	0	0	0	0	0	0
10133410 33413-Meter Reading Units	0	0	0	0	0	0	0	0	0	0	0	0	0	0	0	0	0	0	0
10133420 33420-Meter Installations	0	0	0	0	0	0	0	0	0	0	0	0	0	0	0	0	0	0	0
10133410 33430-Meter Vaults	0	0	0	0	0	0	0	0	0	0	0	0	0	0	0	0	0	0	0
10133500 33500-Hydrants	63,075	69,307	72,499	93,978	55,478	51,841	49,325	39,562	42,095	40,729	47,167	52,870	65,500	73,032	76,516	131,248	154,812	116,518	0
10133910 33910-Other P/E-Intangible	0	0	0	0	0	0	0	0	0	0	0	0	0	0	0	0	0	0	0
10133910 33960-Other P/E-CPIS	0	0	0	0	0	0	0	0	0	0	0	0	0	0	0	0	0	0	0
10134010 34010-Office Furniture & Eq	0	0	0	0	0	0	0	0	0	0	0	0	0	0	0	0	0	0	0
10134010 34020-Comp & Periph Maint	0	0	0	0	0	0	0	0	0	0	0	0	0	0	0	0	0	0	0
10134010 34020-Comp & Periph Pers	0	0	0	0	0	0	0	0	0	0	0	0	0	0	0	0	0	0	0
10134010 34020-Comp & Periph Other	0	0	0	0	0	0	0	0	0	0	0	0	0	0	0	0	0	0	0
10134010 34020-Computer Software	0	0	0	0	0	0	0	0	0	0	0	0	0	0	0	0	0	0	0
10134010 34020-Computer Software	0	0	0	0	0	0	0	0	0	0	0	0	0	0	0	0	0	0	0
10134010 34025-Comp Software Oth	0	0	0	0	0	0	0	0	0	0	0	0	0	0	0	0	0	0	0
10134010 34030-Comp Software Oth	0	0	0	0	0	0	0	0	0	0	0	0	0	0	0	0	0	0	0
10134010 34050-Other Office Equipm	0	0	0	0	0	0	0	0	0	0	0	0	0	0	0	0	0	0	0
10134100 34100-Trans Equip LT Duty	109,200	0	0	0	52,000	0	0	0	0	0	15,253	38,027	115,440	0	0	0	36,746	0	0
10134100 34120-Trans Equip Hwy Duty	109,200	0	0	0	52,000	0	0	0	0	0	15,253	38,027	115,440	0	0	0	36,746	0	0

Kentucky-American Water Company UPIS Additions per Construction File CASE NO. XXX	W/P - 18																	
	Jul-2013	Aug-2013	Sep-2013	Oct-2013	Nov-2013	Dec-2013	Jan-2014	Feb-2014	Mar-2014	Apr-2014	May-2014	Jun-2014	Jul-2014	Aug-2014	Sep-2014	Oct-2014	Nov-2014	Dec-2014
10134100	341300-Trans Equip Autos	0	0	0	53,576	0	0	0	0	0	15,715	18,573	118,938	0	0	37,860	0	0
10134100	341400-Trans Equip Other	0	0	0	0	0	0	0	0	0	0	0	0	0	0	0	0	0
10134200	342000-Stores Equipment	0	0	0	0	0	0	0	0	0	0	0	0	0	0	0	0	0
10134300	343000-Tools/Shop/Garage Eq	5,253	105,048	0	0	0	0	10,505	78,788	0	0	67,100	89,292	47,273	0	40,106	0	0
10134400	344000-Laboratory Equipment	0	0	0	0	0	0	0	0	0	0	0	0	0	0	0	0	0
10134500	345000-Power Operated Equip	0	0	0	0	0	0	0	0	0	0	0	0	0	0	0	0	0
10134600	346000-Comm Equip Non-Tele	12,500	2,500	321,658	10,505	4,727	65,010	27,352	322,186	107,612	107,294	107,220	0	0	0	43,787	17,758	0
10134600	346200-Remote Control & Ins	0	0	0	0	0	0	0	0	0	0	0	0	0	0	0	0	0
10134700	347000-Wire Equipment	12,500	2,500	0	0	0	0	0	0	0	0	0	0	0	0	0	0	0
10134800	348000-Other Tangible Prop	0	0	0	0	0	0	1,576	1,576	0	0	0	0	0	0	43,787	2,000	0
10135420	354200-WW Struct & Imp Co	0	0	0	0	0	0	0	0	0	0	0	0	0	0	0	0	0
10134010	340315-Comp Software Spced	127,963	123,648	117,797	113,965	65,618	64,273	38,834	37,851	271,176	0	0	0	0	0	0	0	0
10133930	339300-Other P/E Treatment	12,500	2,500	0	0	0	0	0	0	0	0	0	0	0	0	43,787	2,000	0
	TOTAL UTILITY PLANT IN SERV	1,677,835	1,473,567	1,647,321	1,280,234	1,327,303	14,729,191	983,041	1,314,569	1,003,916	1,113,975	1,515,194	1,863,542	1,263,775	2,127,886	2,690,657	5,050,053	3,825,643
							Total Additions 2013		18,484,598									
							Total Land		6,283		18,478,314							
Kentucky-American Water Company Segregation of Tax Basis Property CASE NO. XXX																		
	WATER PROPERTY	5725,377	5802,653	5991,374	5596,482	5435,368	513,259,654	5387,895	5902,655	5494,487	5655,695	5905,947	5982,824	5746,636	51,475,024	51,936,884	54,348,961	52,780,318
	OFFICE FURN. & FIX.	0	0	0	0	0	0	0	0	0	0	0	0	0	0	0	0	0
	SOFTWARE	127,963	123,648	117,797	113,965	65,618	64,273	38,834	37,851	271,176	0	0	0	0	0	0	0	0
	LIGHT/BULBS	109,200	0	0	0	52,000	0	0	0	0	0	18,027	115,440	0	0	36,746	0	0
	CARS	115,509	0	0	0	53,576	0	0	0	0	15,253	18,573	118,938	0	0	37,860	0	0
	HEAVY TRUCKS	109,200	0	0	0	52,000	0	0	0	0	15,253	18,027	115,440	0	0	36,746	0	0
	OFFICE EQUIPMENT	0	0	0	0	0	0	0	0	0	0	0	0	0	0	0	0	0
	COMPUTER EQUIPMENT	0	0	0	0	0	0	0	0	0	0	0	0	0	0	0	0	0
	BUILDINGS	68,283	130,974	126,060	123,620	135,171	98,099	8,403	1,583	1,179	225	77,737	92,215	92,444	243,583	133,050	117,656	90,141
	Land	0	0	0	0	0	356,579	3,296	1,953	1,179	225	0	0	0	0	0	0	0
	Total Tax Basis Property	1,252,532	1,057,275	1,235,231	854,167	793,732	13,778,605	638,428	942,089	766,842	655,920	987,886	992,526	1,424,856	839,080	1,718,607	4,466,617	2,870,458
	Check Total before Temporary D	425,304	416,292	412,090	446,067	533,571	950,586	344,614	372,459	237,074	458,055	527,308	476,645	438,686	424,695	409,279	583,436	955,184
	Book AFUDC	15,117	16,776	13,789	13,675	13,511	667,158	7,534	7,385	4,356	4,610	6,271	8,625	12,081	9,620	23,751	37,227	88,129
	Tax AFUDC	911	1,011	831	799	787	60,043	437	420	248	262	357	491	687	547	1,352	2,118	5,015
	Net Non-taxable Cust Advy/Clia	172,250	180,700	195,700	190,700	303,880	154,180	192,870	133,180	122,870	180,080	179,390	179,770	172,250	180,700	210,700	303,880	76,660
	Repairs	238,848	219,828	203,432	242,491	216,967	189,291	144,647	232,315	110,096	273,627	346,004	288,740	255,042	234,923	211,180	263,561	196,442
	Bonus Depreciation																	
	Total Net Temporary Differer	186,456	196,464	208,657	203,576	316,604	761,295	199,967	140,144	126,979	184,428	181,304	187,905	183,644	189,772	198,100	245,809	386,954
	Check Total	238,848	219,828	203,432	242,491	216,967	189,291	144,647	232,315	110,096	273,627	346,004	288,740	255,042	234,923	211,180	263,561	196,442

W/P - 1-9  
Exhibits\Rate Base\KY ITC.xlsx\summary

**Kentucky American Water Company**  
Case No. 2012-00520  
**Pro Forma Adjustment of Deferred Investment Tax Credits**  
For the 13 Month Average July 31, 2013 - July 31, 2014

Witness Responsible: \_\_\_\_\_  
Type of Filing:  Original \_\_\_\_\_ Updated \_\_\_\_\_ Revised \_\_\_\_\_

Line No.	Description	Base Year at 3/31/2013	Adjustments	Forecast Year at 7/31/2014	Adjustments
1	<b>Base Year for the 12 Months Ended 3/31/2013</b>	<u>\$ 61,653</u>		\$ 61,653	
2					
3					
4	<b>Adjustments:</b>				
5	Amortization		\$ (6,377)		
7	<b>Total Adjustments:</b>		<u>\$ (6,377)</u>	(6,377)	Exhibits\Rate Base\KY ITC.xlsx\linkout
8					
9					
10	<b>Forecasted Year at Present Rates</b>			<u>\$ 55,276</u>	
11					
12					
13					
14					
15					
16					
17					
18					
19					
20					
21					
22					



Kentucky American Water Company  
Case No. 2012-00520  
Pro Forma Adjustment of Deferred Maintenance  
For the 13 Month Average July 31, 2013 - July 31, 2014

Witness Responsible: \_\_\_\_\_  
Type of Filing: \_\_\_X\_\_\_ Original \_\_\_\_\_ Updated \_\_\_\_\_ Revised \_\_\_\_\_

Line No.	Description	Base Year at 3/31/2013	Adjustments	Forecast Year at 7/31/2014	Reference
1	Base Year for the 12 Months Ended 3/31/2013	\$ 3,226,606		\$ 3,226,606	
2					
3					
4	<b>Adjustments:</b>				
5	Amortization		(480,698.71)		
7	Adjustment due to 13 month average of deferred maintenance		(551,674.29)		
8	Tank painting & rehabs from 3/31/13 to 7/31/14		2,450,000		
9	<b>Total Adjustments:</b>		\$ 1,417,627	1,417,627	
10					
11					
12	<b>Forecasted Year at Present Rates</b>			\$ 4,644,233	
13					
14					
15					
16					
17					
18					
19					
20					
21					
22					

Exhibits\Rate Base\2012 Rate Case Deferred Maintenance 10.xlsx\FDMaintB



W/P - 1-10 Exhibits\Rate Base\2012 Rate Case Deferred Maintenance 10.xlsx\Def Maint

**CALCULATION OF AVERAGE RATE BASE ELEMENTS  
DEFERRED MAINTENANCE**  
Case No. 2012-00520

Work Order No.	Hydrant painting	Tri-Village Paint Long Ridge Tank	Paint Sparta Tank	Paint Owenton (Perry) Tank	Paint Hydrotreater # 5	Paint Hydrotreater # 6	Hall Tank Rehab	Paint Muddy Ford Tank	Sadleville painting	Mercer Road painting	Hydrotreater #2
50127181	\$ 157,804.02	\$ 72,878.40	\$ 76,825.44	\$ 277,600.04	\$ 706,871.49	\$ 646,236.96					
B12-02-0003	(809.76)	(809.76)	(619.56)	(2,238.71)	(2,238.71)	(4,145.22)					
Starting Date	Jun-2009	Feb-2005	Dec-2007	Dec-2007	Apr-2012	Nov-2011	Aug-2013	Dec-2013	Aug-2013	Dec-2013	Aug-2013
Ending Date	May-2014	Jan-2020	11/31/2022	11/31/2022	Mar-2027	Oct-2026	Jul-2028	Nov-2028	Nov-2025	Nov-2028	Jul-2028
Amort. Period	60	180	180	180	180	180	180	180	144	180	180
Total Cost	\$ 430,374.57	\$ 145,755.96	\$ 111,521.26	\$ 402,968.44	\$ 746,139.72	\$ 636,304.19	\$ 250,000.00	\$ 400,000.00	\$ 100,000.00	\$ 750,000.00	\$ 550,000.00
Amort. Amount	7,172.91	809.76	619.56	2,238.71	4,145.22	3,535.02	1,388.89	2,222.22	694.44	4,166.67	3,055.56
Last Month Amort	7,172.91	809.76	619.56	2,238.71	4,145.22	3,535.02	1,388.89	2,222.22	694.44	4,166.67	3,055.56
Unamort. Bal.	\$ 157,804.02	\$ 72,878.40	\$ 76,825.44	\$ 277,600.04	\$ 706,871.49	\$ 646,236.96					
Amort. Exp.	(7,172.91)	(809.76)	(619.56)	(2,238.71)	(2,238.71)	(4,145.22)					
Unamort. Bal.	\$ 150,631.11	\$ 72,068.64	\$ 76,205.88	\$ 275,361.33	\$ 702,726.27	\$ 642,101.94					
Amort. Exp.	(7,172.91)	(809.76)	(619.56)	(2,238.71)	(4,145.22)	(3,535.02)					
Unamort. Bal.	\$ 143,458.20	\$ 71,258.88	\$ 75,586.31	\$ 273,122.62	\$ 698,581.05	\$ 639,166.92					
Amort. Exp.	(7,172.91)	(809.76)	(619.56)	(2,238.71)	(4,145.22)	(3,535.02)					
Unamort. Bal.	\$ 136,285.29	\$ 70,449.12	\$ 74,966.75	\$ 270,883.91	\$ 694,435.83	\$ 635,631.90					
Amort. Exp.	(7,172.91)	(809.76)	(619.56)	(2,238.71)	(4,145.22)	(3,535.02)					
Unamort. Bal.	\$ 129,112.38	\$ 69,639.36	\$ 74,347.19	\$ 268,645.20	\$ 690,290.61	\$ 632,096.88					
Amort. Exp.	(7,172.91)	(809.76)	(619.56)	(2,238.71)	(4,145.22)	(3,535.02)					
Unamort. Bal.	\$ 121,939.47	\$ 68,829.60	\$ 73,727.63	\$ 266,406.49	\$ 686,145.39	\$ 628,561.86					
Amort. Exp.	(7,172.91)	(809.76)	(619.56)	(2,238.71)	(4,145.22)	(3,535.02)					
Unamort. Bal.	\$ 114,766.56	\$ 68,019.84	\$ 73,108.06	\$ 264,167.78	\$ 682,000.17	\$ 625,026.84					
Amort. Exp.	(7,172.91)	(809.76)	(619.56)	(2,238.71)	(4,145.22)	(3,535.02)					
Unamort. Bal.	\$ 107,593.65	\$ 67,210.08	\$ 72,488.50	\$ 261,929.07	\$ 677,854.95	\$ 621,491.82					
Amort. Exp.	(7,172.91)	(809.76)	(619.56)	(2,238.71)	(4,145.22)	(3,535.02)					
Unamort. Bal.	\$ 100,420.74	\$ 66,407.32	\$ 71,868.94	\$ 259,690.36	\$ 673,709.73	\$ 617,956.80					
Amort. Exp.	(7,172.91)	(809.76)	(619.56)	(2,238.71)	(4,145.22)	(3,535.02)					
Unamort. Bal.	\$ 93,247.83	\$ 65,590.56	\$ 71,249.38	\$ 257,451.65	\$ 669,564.51	\$ 614,421.78					
Amort. Exp.	(7,172.91)	(809.76)	(619.56)	(2,238.71)	(4,145.22)	(3,535.02)					
Unamort. Bal.	\$ 86,074.92	\$ 64,780.80	\$ 70,629.81	\$ 255,212.94	\$ 665,419.29	\$ 610,886.76					
Amort. Exp.	(7,172.91)	(809.76)	(619.56)	(2,238.71)	(4,145.22)	(3,535.02)					
Unamort. Bal.	\$ 78,902.01	\$ 63,971.04	\$ 70,010.25	\$ 252,974.23	\$ 661,274.07	\$ 607,351.74					
Amort. Exp.	(7,172.91)	(809.76)	(619.56)	(2,238.71)	(4,145.22)	(3,535.02)					
Unamort. Bal.	\$ 71,729.10	\$ 63,161.28	\$ 69,390.69	\$ 250,735.52	\$ 657,128.85	\$ 603,816.72					
Amort. Exp.	(7,172.91)	(809.76)	(619.56)	(2,238.71)	(4,145.22)	(3,535.02)					
Unamort. Bal.	\$ 64,556.19	\$ 62,351.52	\$ 68,771.13	\$ 248,496.81	\$ 652,983.63	\$ 600,281.70					
Amort. Exp.	(7,172.91)	(809.76)	(619.56)	(2,238.71)	(4,145.22)	(3,535.02)					
Unamort. Bal.	\$ 57,383.28	\$ 61,541.76	\$ 68,151.56	\$ 246,258.10	\$ 648,838.41	\$ 596,746.68					
Amort. Exp.	(7,172.91)	(809.76)	(619.56)	(2,238.71)	(4,145.22)	(3,535.02)					
Unamort. Bal.	\$ 50,210.37	\$ 60,732.00	\$ 67,532.00	\$ 244,019.39	\$ 644,693.19	\$ 593,211.66					
Amort. Exp.	(7,172.91)	(809.76)	(619.56)	(2,238.71)	(4,145.22)	(3,535.02)					
Unamort. Bal.	\$ 43,037.46	\$ 59,922.24	\$ 66,912.44	\$ 241,780.68	\$ 640,547.97	\$ 589,676.64					
Amort. Exp.	(7,172.91)	(809.76)	(619.56)	(2,238.71)	(4,145.22)	(3,535.02)					
Unamort. Bal.	\$ 35,864.55	\$ 59,112.48	\$ 66,292.88	\$ 239,541.97	\$ 636,402.75	\$ 586,141.62					
Amort. Exp.	(7,172.91)	(809.76)	(619.56)	(2,238.71)	(4,145.22)	(3,535.02)					
Unamort. Bal.	\$ 28,691.64	\$ 58,302.72	\$ 65,673.31	\$ 237,303.26	\$ 632,257.53	\$ 582,606.60					
Amort. Exp.	(7,172.91)	(809.76)	(619.56)	(2,238.71)	(4,145.22)	(3,535.02)					
Unamort. Bal.	\$ 21,518.73	\$ 57,492.96	\$ 65,053.75	\$ 235,064.55	\$ 628,112.31	\$ 579,071.58					
Amort. Exp.	(7,172.91)	(809.76)	(619.56)	(2,238.71)	(4,145.22)	(3,535.02)					
Unamort. Bal.	\$ 14,345.82	\$ 56,683.20	\$ 64,434.19	\$ 232,825.84	\$ 623,967.09	\$ 575,536.56					
Amort. Exp.	(7,172.91)	(809.76)	(619.56)	(2,238.71)	(4,145.22)	(3,535.02)					
Unamort. Bal.	\$ 7,172.91	\$ 55,873.44	\$ 63,814.63	\$ 230,587.13	\$ 619,821.87	\$ 572,001.54					
Amort. Exp.	(7,172.91)	(809.76)	(619.56)	(2,238.71)	(4,145.22)	(3,535.02)					
Unamort. Bal.	\$ (0.00)	\$ 55,063.68	\$ 63,195.06	\$ 228,348.42	\$ 615,676.65	\$ 568,466.52					
Amort. Exp.	(0.00)	(809.76)	(619.56)	(2,238.71)	(4,145.22)	(3,535.02)					
Unamort. Bal.	\$ (0.00)	\$ 54,253.92	\$ 62,575.50	\$ 226,109.71	\$ 611,531.43	\$ 564,931.50					
Amort. Exp.	(0.00)	(809.76)	(619.56)	(2,238.71)	(4,145.22)	(3,535.02)					
Unamort. Bal.	\$ (0.00)	\$ 53,444.16	\$ 61,955.94	\$ 223,871.00	\$ 607,386.21	\$ 561,396.48					
Amort. Exp.	(0.00)	(809.76)	(619.56)	(2,238.71)	(4,145.22)	(3,535.02)					
Unamort. Bal.	\$ (0.00)	\$ 53,444.16	\$ 61,955.94	\$ 223,871.00	\$ 607,386.21	\$ 561,396.48					
Amort. Exp.	(0.00)	(809.76)	(619.56)	(2,238.71)	(4,145.22)	(3,535.02)					
Unamort. Bal.	\$ (0.00)	\$ 53,444.16	\$ 61,955.94	\$ 223,871.00	\$ 607,386.21	\$ 561,396.48					
Amort. Exp.	(0.00)	(809.76)	(619.56)	(2,238.71)	(4,145.22)	(3,535.02)					
Unamort. Bal.	\$ (0.00)	\$ 53,444.16	\$ 61,955.94	\$ 223,871.00	\$ 607,386.21	\$ 561,396.48					
Amort. Exp.	(0.00)	(809.76)	(619.56)	(2,238.71)	(4,145.22)	(3,535.02)					
Unamort. Bal.	\$ (0.00)	\$ 53,444.16	\$ 61,955.94	\$ 223,871.00	\$ 607,386.21	\$ 561,396.48					
Amort. Exp.	(0.00)	(809.76)	(619.56)	(2,238.71)	(4,145.22)	(3,535.02)					
Unamort. Bal.	\$ (0.00)	\$ 53,444.16	\$ 61,955.94	\$ 223,871.00	\$ 607,386.21	\$ 561,396.48					
Amort. Exp.	(0.00)	(809.76)	(619.56)	(2,238.71)	(4,145.22)	(3,535.02)					
Unamort. Bal.	\$ (0.00)	\$ 53,444.16	\$ 61,955.94	\$ 223,871.00	\$ 607,386.21	\$ 561,396.48					
Amort. Exp.	(0.00)	(809.76)	(619.56)	(2,238.71)	(4,145.22)	(3,535.02)					
Unamort. Bal.	\$ (0.00)	\$ 53,444.16	\$ 61,955.94	\$ 223,871.00	\$ 607,386.21	\$ 561,396.48					
Amort. Exp.	(0.00)	(809.76)	(619.56)	(2,238.71)	(4,145.22)	(3,535.02)					
Unamort. Bal.	\$ (0.00)	\$ 53,444.16	\$ 61,955.94	\$ 223,871.00	\$ 607,386.21	\$ 561,396.48					
Amort. Exp.	(0.00)	(809.76)	(619.56)	(2,238.71)	(4,145.22)	(3,535.02)					
Unamort. Bal.	\$ (0.00)	\$ 53,444.16	\$ 61,955.94	\$ 223,871.00	\$ 607,386.21	\$ 561,396.48					
Amort. Exp.	(0.00)	(809.76)	(619.56)	(2,238.71)	(4,145.22)	(3,535.02)					
Unamort. Bal.	\$ (0.00)	\$ 53,444.16	\$ 61,955.94	\$ 223,871.00	\$ 607,386.21	\$ 561,396.48					
Amort. Exp.	(0.00)	(809.76)	(619.56)	(2,238.71)	(4,145.22)	(3,535.02)					
Unamort. Bal.	\$ (0.00)	\$ 53,444.16	\$ 61,955.94	\$ 223,871.00	\$ 607,386.21	\$ 561,396.48					
Amort. Exp.	(0.00)	(809.76)	(619.56)	(2,238.71)	(4,145.22)	(3,535.02)					
Unamort. Bal.	\$ (0.00)	\$ 53,444.16	\$ 61,955.94	\$ 223,871.00	\$ 607,386.21	\$ 561,396.48					
Amort. Exp.	(0.00)	(809.76)	(619.56)	(2,238.71)	(4,145.22)	(3,535.02)					
Unamort. Bal.	\$ (0.00)	\$ 53,444.16	\$ 61,955.94	\$ 223,871.00	\$ 607,386.21	\$ 561,396.48					
Amort. Exp.	(0.00)	(809.76)	(619.56)	(2,238.71)	(4,145.22)	(3,535.02)					
Unamort. Bal.	\$ (0.00)	\$ 53,444.16	\$ 61,955.94	\$ 223,871.00	\$ 607,386.21	\$ 561,396.48					
Amort. Exp.	(0.00)	(809.76)	(619.56)	(2,238.71)	(4,145.22)	(3,535.02)					
Unamort. Bal.	\$ (0.00)	\$ 53,444.16	\$ 61,955.94	\$ 223,871.00	\$ 607,386.21	\$ 561,396.48					
Amort. Exp.	(0.00)	(809.76)	(619.56)	(2,238.71)	(4,145.22)	(3,535.02)					
Unamort. Bal.	\$ (0.00)	\$ 53,444.16	\$ 61,955.94	\$ 223,871.00	\$ 607,386.21	\$ 561,396.48					
Amort. Exp.	(0.00)	(809.76)	(619.56)	(2,238.71)	(4,145.22)	(3,535.02)					
Unamort. Bal.	\$ (0.00)	\$ 53,444.16	\$ 61,955.94	\$ 223,871.00							

W/P - 1-10 Exhibits(Rate Base)\2012 Rate Case Deferred Maintenance 10.xlsx]Def Maint

**CALCULATION OF AVERAGE RATE BASE ELEMENTS  
DEFERRED MAINTENANCE  
Case No. 2012-00520**

Work Order No. WBS Starting Date Ending Date Amort. Period Total Cost	Fairgrounds painting		Totals	Deferred State Income Taxes	Deferred Federal Income Taxes
Amort. Amount Last Month Amort					
Jul-2012	Unamort.Bal.		\$ 3,502,021.10	\$ 210,121.27	\$ 1,152,164.94
Aug-2012	Amort. Exp.		\$ (36,161.43)	\$ (2,169.69)	\$ (11,897.11)
Aug-2012	Unamort.Bal.		\$ 3,465,859.67	\$ 207,951.58	\$ 1,140,267.83
Sep-2012	Amort. Exp.		\$ (36,161.43)	\$ (2,169.69)	\$ (11,897.11)
Sep-2012	Unamort.Bal.		\$ 3,429,698.23	\$ 205,781.89	\$ 1,128,370.72
Oct-2012	Amort. Exp.		\$ (34,917.02)	\$ (2,095.02)	\$ (11,487.70)
Oct-2012	Unamort.Bal.		\$ 3,394,781.21	\$ 203,686.87	\$ 1,116,883.02
Nov-2012	Amort. Exp.		\$ (33,635.09)	\$ (2,018.11)	\$ (11,065.94)
Nov-2012	Unamort.Bal.		\$ 3,361,146.12	\$ 201,668.77	\$ 1,105,817.07
Dec-2012	Amort. Exp.		\$ (33,635.09)	\$ (2,018.11)	\$ (11,065.94)
Dec-2012	Unamort.Bal.		\$ 3,327,511.03	\$ 199,650.66	\$ 1,094,751.13
Jan-2013	Amort. Exp.		\$ (33,635.09)	\$ (2,018.11)	\$ (11,065.94)
Jan-2013	Unamort.Bal.		\$ 3,293,875.93	\$ 197,632.56	\$ 1,083,685.18
Feb-2013	Amort. Exp.		\$ (33,635.09)	\$ (2,018.11)	\$ (11,065.94)
Feb-2013	Unamort.Bal.		\$ 3,260,240.84	\$ 195,614.45	\$ 1,072,619.24
Mar-2013	Amort. Exp.		\$ (33,635.09)	\$ (2,018.11)	\$ (11,065.94)
Mar-2013	Unamort.Bal.		\$ 3,226,605.75	\$ 193,596.34	\$ 1,061,553.29
Apr-2013	Amort. Exp.		\$ (33,635.09)	\$ (2,018.11)	\$ (11,065.94)
Apr-2013	Unamort.Bal.		\$ 3,192,970.66	\$ 191,578.24	\$ 1,050,487.35
May-2013	Amort. Exp.		\$ (33,635.09)	\$ (2,018.11)	\$ (11,065.94)
May-2013	Unamort.Bal.		\$ 3,159,335.56	\$ 189,560.13	\$ 1,039,421.40
Jun-2013	Amort. Exp.		\$ (33,635.09)	\$ (2,018.11)	\$ (11,065.94)
Jun-2013	Unamort.Bal.		\$ 3,125,700.47	\$ 187,542.03	\$ 1,028,355.45
Jul-2013	Amort. Exp.		\$ (33,635.09)	\$ (2,018.11)	\$ (11,065.94)
Jul-2013	Unamort.Bal.		\$ 3,092,065.38	\$ 239,523.92	\$ 1,313,389.51
Aug-2013	Amort. Exp.		\$ (36,624.08)	\$ (2,197.44)	\$ (12,049.32)
Aug-2013	Unamort.Bal.		\$ 3,955,441.30	\$ 237,326.48	\$ 1,301,340.19
Sep-2013	Amort. Exp.		\$ (36,624.08)	\$ (2,197.44)	\$ (12,049.32)
Sep-2013	Unamort.Bal.		\$ 3,918,817.22	\$ 235,129.03	\$ 1,289,290.87
Oct-2013	Amort. Exp.		\$ (36,624.08)	\$ (2,197.44)	\$ (12,049.32)
Oct-2013	Unamort.Bal.		\$ 3,882,193.14	\$ 232,931.59	\$ 1,277,241.54
Nov-2013	Amort. Exp.		\$ (36,624.08)	\$ (2,197.44)	\$ (12,049.32)
Nov-2013	Unamort.Bal.		\$ 4,995,569.05	\$ 299,734.14	\$ 1,643,542.22
Dec-2013	Amort. Exp.		\$ (43,012.97)	\$ (2,580.78)	\$ (14,151.27)
Dec-2013	Unamort.Bal.		\$ 4,952,556.08	\$ 297,153.36	\$ 1,629,390.95
Jan-2014	Amort. Exp.		\$ (43,012.97)	\$ (2,580.78)	\$ (14,151.27)
Jan-2014	Unamort.Bal.		\$ 4,909,543.11	\$ 294,572.59	\$ 1,615,239.68
Feb-2014	Amort. Exp.		\$ (43,012.97)	\$ (2,580.78)	\$ (14,151.27)
Feb-2014	Unamort.Bal.		\$ 4,866,530.14	\$ 291,991.81	\$ 1,601,088.42
Mar-2014	Amort. Exp.		\$ (43,012.97)	\$ (2,580.78)	\$ (14,151.27)
Mar-2014	Unamort.Bal.		\$ 4,823,517.17	\$ 289,411.03	\$ 1,586,937.15
Apr-2014	Amort. Exp.		\$ (43,012.97)	\$ (2,580.78)	\$ (14,151.27)
Apr-2014	Unamort.Bal.		\$ 4,780,504.20	\$ 286,830.25	\$ 1,572,785.88
May-2014	Amort. Exp.		\$ (43,012.97)	\$ (2,580.78)	\$ (14,151.27)
May-2014	Unamort.Bal.	\$ 400,000.00	\$ 5,137,491.23	\$ 308,249.47	\$ 1,690,234.62
Jun-2014	Amort. Exp.	\$ (2,222.22)	\$ (38,062.28)	\$ (2,283.74)	\$ (12,522.49)
Jun-2014	Unamort.Bal.	\$ 397,777.78	\$ 5,099,428.95	\$ 305,965.74	\$ 1,677,712.12
Jul-2014	Amort. Exp.	\$ (2,222.22)	\$ (38,062.28)	\$ (2,283.74)	\$ (12,522.49)
Jul-2014	Unamort.Bal.	\$ 395,555.56	\$ 5,061,366.67	\$ 303,682.00	\$ 1,665,189.63



W/P - 1-10  
Exhibits\Rate Base\2012 Rate Case Deferred Maintenance 10.xlsx\FDMaintB

Deferred Maintenance Balance  
Kentucky American Water Company  
Case No. 2012-00520

Work Order No. WBS Starting Date Ending Date Amort. Period Total Cost	Paint Hydrotreater # 4	Paint Hydrotreater # 7	Blast & Paint Hume Road Tank	Paint Hydrotreater # 1	Paint Hydrotreater # 2	Repair Cox Street Tank	York Street Tank Repairs
	1038 B12-02-0018 Oct-1997 Sep-2012 180	1039 B12-02-0019 Nov-1997 Oct-2012 180	1061 B12-02-0020 Aug-1998 Jul-2013 180	1090 B12-02-0022 Nov-2015 180	1103 B12-02-0009 Dec-2000 Nov-2015 180	1094 B12-02-0010 Dec-2000 Nov-2015 180	1104 B12-02-0010 Dec-2000 Nov-2015 180
\$ 223,993.80	\$ 230,747.40	\$ 386,982.00	\$ 264,466.80	\$ 324,178.20	\$ 74,998.80	\$ 49,703.40	\$ 276.13
Amort. Amount Last Month Amort	1,244.41 1,244.41	1,281.93 1,281.93	2,149.90 2,149.90	1,469.26 1,469.26	1,800.99 1,800.99	416.66 416.66	276.13 276.13
Sep-2012	0.00	1,281.93	21,499.00	55,831.88	68,437.62	15,833.08	10,492.94
Oct-2012	0.00	0.00	19,349.10	54,362.62	66,636.63	15,416.42	10,216.81
Nov-2012	0.00	0.00	17,199.20	52,893.36	64,835.64	14,999.76	9,940.68
Dec-2012	0.00	0.00	15,049.30	51,424.10	63,034.65	14,583.10	9,664.55
Jan-2013	0.00	0.00	12,899.40	49,954.84	61,233.66	14,166.44	9,388.42
Feb-2013	0.00	0.00	10,749.50	48,485.58	59,432.67	13,749.78	9,112.29
Mar-2013	0.00	0.00	8,599.60	47,016.32	57,631.68	13,333.12	8,836.16
Apr-2013	0.00	0.00	6,449.70	45,547.06	55,830.69	12,916.46	8,560.03
May-2013	0.00	0.00	4,299.80	44,077.80	54,029.70	12,499.80	8,283.90
Jun-2013	0.00	0.00	2,149.90	42,608.54	52,228.71	12,083.14	8,007.77
Jul-2013	0.00	0.00	0.00	41,139.28	50,427.72	11,666.48	7,731.64
Aug-2013	0.00	0.00	0.00	39,670.02	48,626.73	11,249.82	7,455.51
Sep-2013	0.00	0.00	0.00	38,200.76	46,825.74	10,833.16	7,179.38
Oct-2013	0.00	0.00	0.00	36,731.50	45,024.75	10,416.50	6,903.25
Nov-2013	0.00	0.00	0.00	35,262.24	43,223.76	9,999.84	6,627.12
Dec-2013	0.00	0.00	0.00	33,792.98	41,422.77	9,583.18	6,350.99
Jan-2014	0.00	0.00	0.00	32,323.72	39,621.78	9,166.52	6,074.86
Feb-2014	0.00	0.00	0.00	30,854.46	37,820.79	8,749.86	5,798.73
Mar-2014	0.00	0.00	0.00	29,385.20	36,019.80	8,333.20	5,522.60
Apr-2014	0.00	0.00	0.00	27,915.94	34,218.81	7,916.54	5,246.47
May-2014	0.00	0.00	0.00	26,446.68	32,417.82	7,499.88	4,970.34
Jun-2014	0.00	0.00	0.00	24,977.42	30,616.83	7,083.22	4,694.21
Jul-2014	0.00	0.00	0.00	23,508.16	28,815.84	6,666.56	4,418.08
Balance at End of Base Period	\$ - \$	- \$	8,600 \$	47,016 \$	57,632 \$	13,333 \$	8,836
Balance at End of Forecasted Period	\$ - \$	- \$	- \$	23,508 \$	28,816 \$	6,667 \$	4,418
Average Balance for the Forecasted Period	\$ - \$	- \$	- \$	32,324 \$	39,622 \$	9,167 \$	6,075

W/P - 1-10  
Exhibits\Rate Base\2012 Rate Case Deferred Maintenance 10.xlsx\FDMaintB

Deferred Maintenance Balance  
Kentucky American Water Company  
Case No. 2012-00520

Work Order No.	Repair Tates Creek	Sadleville Standpipe Repairs	Cox Street Tank Repairs	Paint Hydrotreater # 9	Paint Cox Street Tank (elev)	Hydrant Painting	Tri-Village Paint Long Ridge Tank	Paint Sparta Tank
1105		1106	50030635	45809700	46419700	50127181	50030636	50100567
B12-02-0011	B12-02-0012	B12-02-0002	B12-01-0002	B12-01-0003	B12-01-0003	B12-02-0003	B12-30-0002	B12-30-0003
Dec-2004	Dec-2004	Dec-2004	Oct-2010	Oct-2010	Jun-2009	Jun-2009	Feb-2005	Dec-2007
Nov-2019	Nov-2019	Nov-2019	Sep-2025	Sep-2025	Sep-2025	May-2014	Jan-2020	11/31/2022
180	180	180	180	180	180	60	180	180
\$ 68,801.78	\$ 26,720.05	\$ 34,193.78	\$ 543,593.80	\$ 946,863.98	\$ 430,374.57	\$ 145,755.96	\$ 111,521.26	
Amort. Amount	382.23	148.44	3,019.97	5,260.36	7,172.91	809.76	619.56	
Last Month Amort	382.23	148.44	3,019.97	5,260.36	7,172.91	809.76	619.56	
Sep-2012	13,062.72	16,717.36	471,115.32	820,616.16	143,458.20	71,258.88	75,586.31	
Oct-2012	12,914.28	16,527.39	468,095.35	815,355.80	136,285.29	70,449.12	74,966.75	
Nov-2012	12,765.84	16,337.42	465,075.38	810,095.44	129,112.38	69,639.36	74,347.19	
Dec-2012	12,617.40	16,147.45	462,055.41	804,835.08	121,939.47	68,829.60	73,727.63	
Jan-2013	12,468.96	15,957.48	459,035.44	799,574.72	114,766.56	68,019.84	73,108.06	
Feb-2013	12,320.52	15,767.51	456,015.47	794,314.36	107,593.65	67,210.08	72,488.50	
Mar-2013	12,172.08	15,577.54	452,995.50	789,054.00	100,420.74	66,400.32	71,868.94	
Apr-2013	12,023.64	15,387.57	449,975.53	783,793.64	93,247.83	65,590.56	71,249.38	
May-2013	11,875.20	15,197.60	446,955.56	778,533.28	86,074.92	64,780.80	70,629.81	
Jun-2013	11,726.76	15,007.63	443,935.59	773,272.92	78,902.01	63,971.04	70,010.25	
Jul-2013	11,578.32	14,817.66	440,915.62	768,012.56	71,729.10	63,161.28	69,390.69	
Aug-2013	11,429.88	14,627.69	437,895.65	762,752.20	64,556.19	62,351.52	68,771.13	
Sep-2013	11,281.44	14,437.72	434,875.68	757,491.84	57,383.28	61,541.76	68,151.56	
Oct-2013	11,133.00	14,247.75	431,855.71	752,231.48	50,210.37	60,732.00	67,532.00	
Nov-2013	10,984.56	14,057.78	428,835.74	746,971.12	43,037.46	59,922.24	66,912.44	
Dec-2013	10,836.12	13,867.81	425,815.77	741,710.76	35,864.55	59,112.48	66,292.88	
Jan-2014	10,687.68	13,677.84	422,795.80	736,450.40	28,691.64	58,302.72	65,673.31	
Feb-2014	10,539.24	13,487.87	419,775.83	731,190.04	21,518.73	57,492.96	65,053.75	
Mar-2014	10,390.80	13,297.90	416,755.86	725,929.68	14,345.82	56,683.20	64,434.19	
Apr-2014	10,242.36	13,107.93	413,735.89	720,669.32	7,172.91	55,873.44	63,814.63	
May-2014	10,093.92	12,917.96	410,715.92	715,408.96	(0.00)	55,063.68	63,195.06	
Jun-2014	9,945.48	12,727.99	407,695.95	710,148.60	(0.00)	54,253.92	62,575.50	
Jul-2014	9,797.04	12,538.02	404,675.98	704,888.24	(0.00)	53,444.16	61,955.94	
Balance at End of Base Period	\$ 31,343 \$	12,172 \$	15,578 \$	452,996 \$	789,054 \$	100,421 \$	66,400 \$	71,869
Balance at End of Forecasted Period	\$ 25,227 \$	9,797 \$	12,538 \$	404,676 \$	704,888 \$	- \$	53,444 \$	61,956
Average Balance for the Forecasted Period	\$ 27,521 \$	10,688 \$	13,678 \$	422,796 \$	736,450 \$	30,347 \$	58,303 \$	65,673

W/P - 1-10 Exhibits\Rate Base\2012 Rate Case Deferred Maintenance 10.xlsx]FDMaintB

Deferred Maintenance Balance  
Kentucky American Water Company  
Case No. 2012-00520

Work Order No. WBS Starting Date Ending Date Amort. Period Total Cost	Paint Owenton (Perry) Tank	Paint Hydrotreater # 5	Paint Hydrotreater # 6	Hall Tank Rehab	Paint Muddy Ford Tank	Sadleville painting	Mercer Road painting	Hydrotreater # 2	Fairgrounds painting
	50100566	54056600	52214000						
	812-30-0005	812-01-0010	812-01-0004						
	Dec-2007	Apr-2011	Nov-2011						
	11/31/2022	Mar-2027	Oct-2026						
	180	180	180						
	402,968.44	746,139.72	636,304.19						
Amort. Amount	2,238.71	4,145.22	3,535.02						
Last Month Amort	2,238.71	4,145.22	3,535.02						
Sep-2012	273,122.62	698,581.05	639,166.92						
Oct-2012	270,883.91	694,435.83	635,631.90						
Nov-2012	268,645.20	690,290.61	632,096.88						
Dec-2012	266,406.49	686,145.39	628,561.86						
Jan-2013	264,167.78	682,000.17	625,026.84						
Feb-2013	261,929.07	677,854.95	621,491.82						
Mar-2013	259,690.36	673,709.73	617,956.80						
Apr-2013	257,451.65	669,564.51	614,421.78						
May-2013	255,212.94	665,419.29	610,886.76						
Jun-2013	252,974.23	661,274.07	607,351.74						
Jul-2013	250,735.52	657,128.85	603,816.72						
Aug-2013	248,496.81	652,983.63	600,281.70						
Sep-2013	246,258.10	648,838.41	596,746.68						
Oct-2013	244,019.39	644,693.19	593,211.66						
Nov-2013	241,780.68	640,547.97	589,676.64						
Dec-2013	239,541.97	636,402.75	586,141.62						
Jan-2014	237,303.26	632,257.53	582,606.60						
Feb-2014	235,064.55	628,112.31	579,071.58						
Mar-2014	232,825.84	623,967.09	575,536.56						
Apr-2014	230,587.13	619,821.87	572,001.54						
May-2014	228,348.42	615,676.65	568,466.52						
Jun-2014	226,109.71	611,531.43	564,931.50						
Jul-2014	223,871.00	607,386.21	561,396.48						
Balance at End of Base Period	\$ 259,690	\$ 673,710	\$ 617,957	\$ -	\$ -	\$ -	\$ -	\$ -	\$ -
Balance at End of Forecasted Period	\$ 223,871	\$ 607,386	\$ 561,396	\$ 233,333	\$ 382,222	\$ 91,667	\$ 716,667	\$ 513,333	\$ 395,556
Average Balance for the Forecasted Period	\$ 237,303	\$ 632,258	\$ 582,607	\$ 241,667	\$ 270,769	\$ 95,833	\$ 507,692	\$ 531,667	\$ 91,795

W/P - 1-10  
Exhibits\Rate Base\2012 Rate Case Deferred Maintenance 10.xlsx\FDMaintB

**Deferred Maintenance Balance  
Kentucky American Water Company  
Case No. 2012-00520**

Work Order No. WBS Starting Date Ending Date Amort. Period Total Cost	Deferred Maintenance Totals	Deferred State Income Taxes	Deferred Federal Income Taxes	Amort.	Deferred Sit Expense	Deferred Fit Expense
Amort. Amount Last Month Amort						
Sep-2012	\$3,429,698.23	\$ 205,781.89	\$ 1,128,370.72	\$ (36,161.43)	\$ (2,170.00)	\$ (11,897.00)
Oct-2012	\$3,394,781.21	\$ 203,686.87	\$ 1,116,883.02	\$ (34,917.02)	\$ (2,095.00)	\$ (11,488.00)
Nov-2012	\$3,361,146.12	\$ 201,668.77	\$ 1,105,817.07	\$ (33,635.09)	\$ (2,018.00)	\$ (11,066.00)
Dec-2012	\$3,327,511.03	\$ 199,650.66	\$ 1,094,751.13	\$ (33,635.09)	\$ (2,018.00)	\$ (11,066.00)
Jan-2013	\$3,293,875.93	\$ 197,632.56	\$ 1,083,685.18	\$ (33,635.09)	\$ (2,018.00)	\$ (11,066.00)
Feb-2013	\$3,260,240.84	\$ 195,614.45	\$ 1,072,619.24	\$ (33,635.09)	\$ (2,018.00)	\$ (11,066.00)
Mar-2013	\$3,226,605.75	\$ 193,596.34	\$ 1,061,553.29	\$ (33,635.09)	\$ (2,018.00)	\$ (11,066.00)
Apr-2013	\$3,192,970.66	\$ 191,578.24	\$ 1,050,487.35	\$ (33,635.09)	\$ (2,018.00)	\$ (11,066.00)
May-2013	\$3,159,335.56	\$ 189,560.13	\$ 1,039,421.40	\$ (33,635.09)	\$ (2,018.00)	\$ (11,066.00)
Jun-2013	\$3,125,700.47	\$ 187,542.03	\$ 1,028,355.45	\$ (33,635.09)	\$ (2,018.00)	\$ (11,066.00)
Jul-2013	\$3,092,065.38	\$ 239,523.92	\$ 1,313,389.51	\$ (33,635.09)	\$ (2,018.00)	\$ (11,066.00)
Aug-2013	\$3,955,441.30	\$ 237,326.48	\$ 1,301,340.19	\$ (36,624.08)	\$ (2,197.00)	\$ (12,049.00)
Sep-2013	\$3,882,193.14	\$ 235,129.03	\$ 1,289,290.87	\$ (36,624.08)	\$ (2,197.00)	\$ (12,049.00)
Oct-2013	\$4,995,569.05	\$ 299,734.14	\$ 1,643,542.22	\$ (36,624.08)	\$ (2,197.00)	\$ (12,049.00)
Nov-2013	\$4,952,556.08	\$ 297,153.36	\$ 1,629,390.95	\$ (43,012.97)	\$ (2,581.00)	\$ (14,151.00)
Dec-2013	\$4,909,543.11	\$ 294,572.59	\$ 1,615,239.68	\$ (43,012.97)	\$ (2,581.00)	\$ (14,151.00)
Jan-2014	\$4,866,530.14	\$ 291,991.81	\$ 1,601,088.42	\$ (43,012.97)	\$ (2,581.00)	\$ (14,151.00)
Feb-2014	\$4,823,517.17	\$ 289,411.03	\$ 1,586,937.15	\$ (43,012.97)	\$ (2,581.00)	\$ (14,151.00)
Mar-2014	\$4,780,504.20	\$ 286,830.25	\$ 1,572,785.88	\$ (43,012.97)	\$ (2,581.00)	\$ (14,151.00)
Apr-2014	\$5,137,491.23	\$ 308,249.47	\$ 1,690,234.62	\$ (43,012.97)	\$ (2,581.00)	\$ (14,151.00)
May-2014	\$5,099,428.95	\$ 305,965.74	\$ 1,677,712.12	\$ (38,062.28)	\$ (2,284.00)	\$ (12,522.00)
Jun-2014	\$5,061,366.67	\$ 303,682.00	\$ 1,665,189.63	\$ (38,062.28)	\$ (2,284.00)	\$ (12,522.00)
Jul-2014				\$ (480,698.71)	\$ (28,842.00)	\$ (158,146.00)
Balance at End of Base Period	\$ 3,226,606	\$ 193,596	\$ 1,061,553	\$ (33,635)	\$ (2,018)	\$ (11,066)
Balance at End of Forecasted Period	\$ 5,061,367	\$ 303,682	\$ 1,665,190	\$ (38,062)	\$ (2,284)	\$ (12,522)
Average Balance for the Forecasted Period	\$ 4,644,233	\$ 278,654	\$ 1,527,953	\$ (39,564)	\$ (2,374)	\$ (13,016)





W/P - 1-10  
E:\khbits\Rate Base\2012 Rate Case Deferred Maintenance 10.xlsx\Amort

Deferred Operation & Maintenance Amortizations  
Kentucky American Water Company  
Case No. 2012-00520

Work Order No.	WBS	Description	AWW	SAP	Period		Amortization		Monthly Amount	Ending Amount	Jul-2014	Jun-2014	May-2014	Apr-2014	Total Forecasted	Total 2013	Total 2014 Thru July			
					Beginning	Ending	Months	Months												
45809700	B12-01-0002	Paint Hydrotreator # 9	651120	62510000	Oct-2010	Sep-2025	180	180	\$ 3,019.97	\$ 3,019.97	3,019.97	3,019.97	3,019.97	3,019.97	36,239.64	36,239.64	21,139.79			
			651120	62510000	Dec-2000	Nov-2015	180	180	\$ 1,469.26	\$ 1,469.26	1,469.26	1,469.26	1,469.26	1,469.26	17,631.12	17,631.12	10,284.82			
			651120	62510000	Feb-2005	Nov-2015	180	180	\$ 1,800.99	\$ 1,800.99	1,800.99	1,800.99	1,800.99	1,800.99	21,611.88	21,611.88	12,606.93			
			651120	62510000	Feb-2005	Jan-2020	180	180	\$ 382.23	\$ 382.23	382.23	382.23	382.23	382.23	4,586.76	4,586.76	2,675.61			
			651120	62510000	Feb-2005	Jan-2020	180	180	\$ 148.44	\$ 148.44	148.44	148.44	148.44	148.44	1,781.28	1,781.28	1,039.08			
			651120	62510000	Dec-2007	Nov-2022	180	180	\$ 619.56	\$ 619.56	619.56	619.56	619.56	619.56	7,434.75	7,434.75	4,336.94			
			651120	62510000	Dec-2007	Nov-2022	180	180	\$ 2,238.71	\$ 2,238.71	2,238.71	2,238.71	2,238.71	2,238.71	26,864.52	26,864.52	15,670.97			
			651120	62510000	Oct-1997	Sep-2012	180	180	\$ 1,244.41	\$ 1,244.41	1,244.41	1,244.41	1,244.41	1,244.41	0.00	0.00	0.00			
			651120	62510000	Nov-1997	Oct-2012	180	180	\$ 1,281.93	\$ 1,281.93	1,281.93	1,281.93	1,281.93	1,281.93	0.00	0.00	0.00			
			651120	62510000	Aug-2013	Nov-2025	144	144	\$ 694.44	\$ 694.44	694.44	694.44	694.44	694.44	8,333.33	8,333.33	4,861.11			
46419700	B12-01-0003	Paint Cox Street Tank - elevated	651120	62510000	Dec-2013	Nov-2028	180	180	\$ 4,166.67	\$ 4,166.67	4,166.67	4,166.67	4,166.67	4,166.67	33,333.33	33,333.33	29,166.67			
			651120	62510000	Aug-2013	Jul-2028	180	180	\$ 3,055.56	\$ 3,055.56	3,055.56	3,055.56	3,055.56	3,055.56	15,277.78	15,277.78	21,388.89			
			651120	62510000	Jun-2014	May-2029	180	180	\$ 2,222.22	\$ 2,222.22	2,222.22	2,222.22	2,222.22	2,222.22	4,444.44	4,444.44	4,444.44			
			651120	62510000	Bus.Unit	Object	Sub.	23	23	\$ 17,595.83	\$ 17,595.83	17,595.83	17,595.83	17,595.83	17,595.83	198,927.73	198,927.73	127,615.25		
			651120	62510000	Feb-2005	Jan-2020	180	180	\$ 5,260.36	\$ 5,260.36	5,260.36	5,260.36	5,260.36	5,260.36	63,124.32	63,124.32	36,822.52			
			651120	62510000	Bus.Unit	Object	Sub.	24	24	\$ 5,260.36	\$ 5,260.36	5,260.36	5,260.36	5,260.36	5,260.36	63,124.32	63,124.32	36,822.52		
			672120	62510000	Feb-2005	Jan-2020	180	180	\$ 809.76	\$ 809.76	809.76	809.76	809.76	809.76	809.76	809.76	9,717.12	9,717.12	5,668.32	
			672120	62510000	Bus.Unit	Object	Sub.	24	24	\$ 809.76	\$ 809.76	809.76	809.76	809.76	809.76	809.76	809.76	9,717.12	9,717.12	5,668.32
			50030636	B12-30-0002	Paint Long Ridge Tank	672120	62510000	Aug-1998	Jul-2013	180	180	\$ 2,149.90	\$ 2,149.90	2,149.90	2,149.90	2,149.90	2,149.90	15,049.30	15,049.30	0.00
						672120	62510000	Dec-2000	Nov-2015	180	180	\$ 276.13	\$ 276.13	276.13	276.13	276.13	276.13	3,313.56	3,313.56	1,932.91
672120	62510000	Apr-2012				Mar-2027	180	180	\$ 4,145.22	\$ 4,145.22	4,145.22	4,145.22	4,145.22	4,145.22	49,742.64	49,742.64	29,016.54			
672120	62510000	Nov-2011				Oct-2026	180	180	\$ 3,535.02	\$ 3,535.02	3,535.02	3,535.02	3,535.02	3,535.02	42,420.24	42,420.24	24,745.14			
672120	62510000	Feb-2005				Jan-2020	180	180	\$ 189.97	\$ 189.97	189.97	189.97	189.97	189.97	2,279.64	2,279.64	1,329.79			
672120	62510000	Dec-2000				Nov-2015	180	180	\$ 416.66	\$ 416.66	416.66	416.66	416.66	416.66	4,999.92	4,999.92	2,916.62			
672120	62510000	Jun-2009				May-2014	60	60	\$ 7,172.91	\$ 7,172.91	7,172.91	7,172.91	7,172.91	7,172.91	86,074.92	86,074.92	35,864.55			
672120	62510000	Aug-2013				Jul-2028	180	180	\$ 1,388.89	\$ 1,388.89	1,388.89	1,388.89	1,388.89	1,388.89	16,666.67	16,666.67	9,722.22			
672120	62510000	Dec-2013				Nov-2028	180	180	\$ 2,222.22	\$ 2,222.22	2,222.22	2,222.22	2,222.22	2,222.22	17,777.78	17,777.78	15,555.56			
672120	62510000	Bus.Unit				Object	Sub.	24	24	\$ 19,347.02	\$ 19,347.02	19,347.02	19,347.02	19,347.02	19,347.02	208,929.54	208,929.54	121,083.33		
50127181	B12-02-0003	Paint Muddy Ford tank	651120	62510000	Feb-2005	Jan-2020	180	180	\$ 38,062.28	\$ 38,062.28	38,062.28	38,062.28	38,062.28	38,062.28	480,696.71	480,696.71	291,189.42			
			651120	62510000	Bus.Unit	Object	Sub.	24	24	\$ 38,062.28	\$ 38,062.28	38,062.28	38,062.28	38,062.28	38,062.28	480,696.71	480,696.71	291,189.42		
			651120	62510000	Bus.Unit	Object	Sub.	24	24	\$ 0.00	\$ 0.00	0.00	0.00	0.00	0.00	0.00	0.00			
			651120	62510000	Bus.Unit	Object	Sub.	24	24	\$ 0.00	\$ 0.00	0.00	0.00	0.00	0.00	0.00	0.00	0.00		
			651120	62510000	Bus.Unit	Object	Sub.	24	24	\$ 0.00	\$ 0.00	0.00	0.00	0.00	0.00	0.00	0.00	0.00		
			651120	62510000	Bus.Unit	Object	Sub.	24	24	\$ 0.00	\$ 0.00	0.00	0.00	0.00	0.00	0.00	0.00	0.00		
			651120	62510000	Bus.Unit	Object	Sub.	24	24	\$ 0.00	\$ 0.00	0.00	0.00	0.00	0.00	0.00	0.00	0.00		
			651120	62510000	Bus.Unit	Object	Sub.	24	24	\$ 0.00	\$ 0.00	0.00	0.00	0.00	0.00	0.00	0.00	0.00		
			651120	62510000	Bus.Unit	Object	Sub.	24	24	\$ 0.00	\$ 0.00	0.00	0.00	0.00	0.00	0.00	0.00	0.00		
			651120	62510000	Bus.Unit	Object	Sub.	24	24	\$ 0.00	\$ 0.00	0.00	0.00	0.00	0.00	0.00	0.00	0.00		

Total Def. Maintenance  
Check "0"

43,012.97	43,012.97	0.00	0.00	0.00	0.00	0.00	0.00	0.00	0.00	0.00	0.00	0.00	0.00	480,696.71	424,954.94	291,189.42
-----------	-----------	------	------	------	------	------	------	------	------	------	------	------	------	------------	------------	------------

Kentucky American Water Company  
Case No. 2012-00520  
Pro Forma Adjustment of Deferred Debits  
For the 13 Month Average July 31, 2013 - July 31, 2014

Line No.	Description	Base Year at 3/31/2013	Adjustments	Forecast Year at 7/31/2014	Reference
1	Base Year for the 12 Months Ended 3/31/2013	\$ 1,583,971		\$ 1,583,971	
2					
3					
4	Adjustments:				
5	Amortization		\$ (47,567)		
7	Total Adjustments:		\$ (47,567)	(47,567)	
8					
9					
10	Forecasted Year at Present Rates	\$ 1,536,404		\$ 1,536,404	Exhibits\Rate Base\2012 Rate Case Deferred Debits.xlsx\FDDebitB
11					
12					
13					
14					
15					
16					
17					
18					
19					
20					
21					
22					

Witness Responsible:  
Type of Filing: \_\_\_X\_\_\_ Original \_\_\_ \_\_\_ Updated \_\_\_ \_\_\_ Revised



W/P - 1-11  
Exhibits\Rate Base [2012 Rate Case Deferred Debits.xlsx]Def Debits

KENTUCKY-AMERICAN WATER COMPANY  
CALCULATION OF AVERAGE RATE BASE ELEMENTS  
DEFERRED DEBITS  
Case No. 2012-00520

Starting Date Ending Date Amort. Period	Source Of Supply	Totals	Deferred State Income Taxes	Deferred Federal Income Taxes
Total Cost	\$2,283,202.35			
Amort. Amount	4,756.67			
Last Month Amort	4,757.42			
Sep-2012 Unamort. Bal.	\$ 1,612,511.13	\$ 1,612,511.13	\$ 96,750.67	\$ 530,516.16
Oct-2012 Amort. Exp.	(4,756.67)	(4,756.67)	(285.40)	(1,564.94)
Oct-2012 Unamort. Bal.	\$ 1,607,754.46	\$ 1,607,754.46	\$ 96,465.27	\$ 528,951.22
Nov-2012 Amort. Exp.	(4,756.67)	(4,756.67)	(285.40)	(1,564.94)
Nov-2012 Unamort. Bal.	\$ 1,602,997.79	\$ 1,602,997.79	\$ 96,179.87	\$ 527,386.27
Dec-2012 Amort. Exp.	(4,756.67)	(4,756.67)	(285.40)	(1,564.94)
Dec-2012 Unamort. Bal.	\$ 1,598,241.12	\$ 1,598,241.12	\$ 95,894.47	\$ 525,821.33
Jan-2013 Amort. Exp.	(4,756.67)	(4,756.67)	(285.40)	(1,564.94)
Jan-2013 Unamort. Bal.	\$ 1,593,484.45	\$ 1,593,484.45	\$ 95,609.07	\$ 524,256.38
Feb-2013 Amort. Exp.	(4,756.67)	(4,756.67)	(285.40)	(1,564.94)
Feb-2013 Unamort. Bal.	\$ 1,588,727.78	\$ 1,588,727.78	\$ 95,323.67	\$ 522,691.44
Mar-2013 Amort. Exp.	(4,756.67)	(4,756.67)	(285.40)	(1,564.94)
Mar-2013 Unamort. Bal.	\$ 1,583,971.11	\$ 1,583,971.11	\$ 95,038.27	\$ 521,126.49
Apr-2013 Amort. Exp.	(4,756.67)	(4,756.67)	(285.40)	(1,564.94)
Apr-2013 Unamort. Bal.	\$ 1,579,214.44	\$ 1,579,214.44	\$ 94,752.87	\$ 519,561.55
May-2013 Amort. Exp.	(4,756.67)	(4,756.67)	(285.40)	(1,564.94)
May-2013 Unamort. Bal.	\$ 1,574,457.77	\$ 1,574,457.77	\$ 94,467.47	\$ 517,996.61
Jun-2013 Amort. Exp.	(4,756.67)	(4,756.67)	(285.40)	(1,564.94)
Jun-2013 Unamort. Bal.	\$ 1,569,701.10	\$ 1,569,701.10	\$ 94,182.07	\$ 516,431.66
Jul-2013 Amort. Exp.	(4,756.67)	(4,756.67)	(285.40)	(1,564.94)
Jul-2013 Unamort. Bal.	\$ 1,564,944.43	\$ 1,564,944.43	\$ 93,896.67	\$ 514,866.72
Aug-2013 Amort. Exp.	(4,756.67)	(4,756.67)	(285.40)	(1,564.94)
Aug-2013 Unamort. Bal.	\$ 1,560,187.76	\$ 1,560,187.76	\$ 93,611.27	\$ 513,301.77
Sep-2013 Amort. Exp.	(4,756.67)	(4,756.67)	(285.40)	(1,564.94)
Sep-2013 Unamort. Bal.	\$ 1,555,431.09	\$ 1,555,431.09	\$ 93,325.87	\$ 511,736.83
Oct-2013 Amort. Exp.	(4,756.67)	(4,756.67)	(285.40)	(1,564.94)
Oct-2013 Unamort. Bal.	\$ 1,550,674.42	\$ 1,550,674.42	\$ 93,040.47	\$ 510,171.88
Nov-2013 Amort. Exp.	(4,756.67)	(4,756.67)	(285.40)	(1,564.94)
Nov-2013 Unamort. Bal.	\$ 1,545,917.75	\$ 1,545,917.75	\$ 92,755.07	\$ 508,606.94
Dec-2013 Amort. Exp.	(4,756.67)	(4,756.67)	(285.40)	(1,564.94)
Dec-2013 Unamort. Bal.	\$ 1,541,161.08	\$ 1,541,161.08	\$ 92,469.66	\$ 507,042.00

W/P - 1-11  
Exhibits\Rate Base [2012 Rate Case Deferred Debits.xlsx]Def Debits

KENTUCKY-AMERICAN WATER COMPANY  
CALCULATION OF AVERAGE RATE BASE ELEMENTS  
DEFERRED DEBITS  
Case No. 2012-00520

Starting Date Ending Date Amort. Period	Source Of Supply	Totals	Deferred State Income Taxes	Deferred Federal Income Taxes
Total Cost	\$2,283,202.35			
Amort. Amount	4,756.67			
Last Month Amort	4,757.42			
		(4,756.67)	(285.40)	(1,564.94)
Jan-2014 Amort. Exp.		\$ (4,756.67)	\$ (285.40)	\$ (1,564.94)
Jan-2014 Unamort. Bal.	1,536,404.41	\$ 1,536,404.41	\$ 92,184.26	\$ 505,477.05
Feb-2014 Amort. Exp.	(4,756.67)	\$ (4,756.67)	\$ (285.40)	\$ (1,564.94)
Feb-2014 Unamort. Bal.	1,531,647.74	\$ 1,531,647.74	\$ 91,898.86	\$ 503,912.11
Mar-2014 Amort. Exp.	(4,756.67)	\$ (4,756.67)	\$ (285.40)	\$ (1,564.94)
Mar-2014 Unamort. Bal.	1,526,891.07	\$ 1,526,891.07	\$ 91,613.46	\$ 502,347.16
Apr-2014 Amort. Exp.	(4,756.67)	\$ (4,756.67)	\$ (285.40)	\$ (1,564.94)
Apr-2014 Unamort. Bal.	1,522,134.40	\$ 1,522,134.40	\$ 91,328.06	\$ 500,782.22
May-2014 Amort. Exp.	(4,756.67)	\$ (4,756.67)	\$ (285.40)	\$ (1,564.94)
May-2014 Unamort. Bal.	1,517,377.73	\$ 1,517,377.73	\$ 91,042.66	\$ 499,217.27
Jun-2014 Amort. Exp.	(4,756.67)	\$ (4,756.67)	\$ (285.40)	\$ (1,564.94)
Jun-2014 Unamort. Bal.	1,512,621.06	\$ 1,512,621.06	\$ 90,757.26	\$ 497,652.33
Jul-2014 Amort. Exp.	(4,756.67)	\$ (4,756.67)	\$ (285.40)	\$ (1,564.94)
Jul-2014 Unamort. Bal.	1,507,864.39	\$ 1,507,864.39	\$ 90,471.86	\$ 496,087.39

KENTUCKY-AMERICAN WATER COMPANY		Exhibits\Rate Base\2012 Rate Case Deferred Debits.xlsx\FDDebitB	W/P - 1-11	
Case No. 2012-00520				
CALCULATION OF AVERAGE RATE BASE ELEMENTS				
DEFERRED DEBITS				
AGDR#19(2)				
	Source			
	Of			
	Supply			
Starting Date	Jan-2001			
Ending Date	Dec-2040			
Amort. Period	480			
Total Cost	\$2,283,202.35	Deferred	Deferred	
Amort. Amount	\$ 4,756.67	Debits	State	
Last Month Amort	\$ 4,756.67	Total	Income Taxes	
Sep-2012	\$ 1,612,511.13	\$ 1,612,511.13	\$ 96,750.67	\$ 530,516.16
Oct-2012	\$ 1,607,754.46	\$ 1,607,754.46	\$ 96,465.27	\$ 528,951.22
Nov-2012	\$ 1,602,997.79	\$ 1,602,997.79	\$ 96,179.87	\$ 527,386.27
Dec-2012	\$ 1,598,241.12	\$ 1,598,241.12	\$ 95,894.47	\$ 525,821.33
Jan-2013	\$ 1,593,484.45	\$ 1,593,484.45	\$ 95,609.07	\$ 524,256.38
Feb-2013	\$ 1,588,727.78	\$ 1,588,727.78	\$ 95,323.67	\$ 522,691.44
Mar-2013	\$ 1,583,971.11	\$ 1,583,971.11	\$ 95,038.27	\$ 521,126.49
Apr-2013	\$ 1,579,214.44	\$ 1,579,214.44	\$ 94,752.87	\$ 519,561.55
May-2013	\$ 1,574,457.77	\$ 1,574,457.77	\$ 94,467.47	\$ 517,996.61
Jun-2013	\$ 1,569,701.10	\$ 1,569,701.10	\$ 94,182.07	\$ 516,431.66
Jul-2013	\$ 1,564,944.43	\$ 1,564,944.43	\$ 93,896.67	\$ 514,866.72
Aug-2013	\$ 1,560,187.76	\$ 1,560,187.76	\$ 93,611.27	\$ 513,301.77
Sep-2013	\$ 1,555,431.09	\$ 1,555,431.09	\$ 93,325.87	\$ 511,736.83
Oct-2013	\$ 1,550,674.42	\$ 1,550,674.42	\$ 93,040.47	\$ 510,171.88
Nov-2013	\$ 1,545,917.75	\$ 1,545,917.75	\$ 92,755.07	\$ 508,606.94
Dec-2013	\$ 1,541,161.08	\$ 1,541,161.08	\$ 92,469.66	\$ 507,042.00
Jan-2014	\$ 1,536,404.41	\$ 1,536,404.41	\$ 92,184.26	\$ 505,477.05
Feb-2014	\$ 1,531,647.74	\$ 1,531,647.74	\$ 91,898.86	\$ 503,912.11
Mar-2014	\$ 1,526,891.07	\$ 1,526,891.07	\$ 91,613.46	\$ 502,347.16
Apr-2014	\$ 1,522,134.40	\$ 1,522,134.40	\$ 91,328.06	\$ 500,782.22
May-2014	\$ 1,517,377.73	\$ 1,517,377.73	\$ 91,042.66	\$ 499,217.27
Jun-2014	\$ 1,512,621.06	\$ 1,512,621.06	\$ 90,757.26	\$ 497,652.33
Jul-2014	\$ 1,507,864.39	\$ 1,507,864.39	\$ 90,471.86	\$ 496,087.39
Balance at End of				
Base Year	\$ 1,583,971	\$ 1,583,971	\$ 95,038	\$ 521,126
Balance at End of				
Forecasted Year	\$ 1,507,864	\$ 1,507,864	\$ 90,472	\$ 496,087
Average Balance for the				
Forecasted Period	\$ 1,536,404	\$ 1,536,404	\$ 92,184	\$ 505,477







Kentucky American Water Company  
Case No. 2012-00520  
Pro Forma Adjustment of Other Rate Base  
For the 13 Month Average July 31, 2013 - July 31, 2014

Witness Responsible: \_\_\_\_\_  
Type of Filing:  Original  Updated  Revised

Line No.	Description	Base Year at 3/31/2013	Adjustments	Forecast Year at 7/31/2014	Reference
1	Base Year for the 12 Months Ended 3/31/2013	\$ 739,176		\$ 739,176	
2					
3					
4	<b>Adjustments:</b>				
5	Accrued Pensions - fundings & amortizations		\$ (89,095)		
7	Contract Retentions -		\$ -		
8	External Deposit Refunds - disbursements & deposits		0		
9	<b>Total Adjustments:</b>		<u>\$ (89,095)</u>	<u>(89,095)</u>	Exhibits\Rate Base\Other Rate Base.xls\Summary
10					
11					
12	<b>Forecasted Year at Present Rates</b>			<u>\$ 650,081</u>	
13					
14					
15					
16					
17					
18					
19					
20					
21					
22					

				W/P - 1-12
			Exhibits\Rate Base\[Other Rate Base.xls]Summary	
<b>Kentucky-American Water Company</b>				
<b>Other Net Rate Base Elements - Summary</b>				
<b>Case No. 2012-00520</b>				
		End of	<b><u>Forecasted Period</u></b>	
		Base Period	End of Period	Average for
		Amount	Amount	Period
Contract Retentions		\$ (410,067)	\$ (410,067)	\$ (410,067)
Unclaimed Extension Dep Refunds		(8,936)	(8,936)	(8,936)
Accrued Pensions, Net of Tax		1,158,179	981,834	1,069,084
<b>Total Other Net Rate Base Elements</b>		<b>\$ 739,176</b>	<b>\$ 562,831</b>	<b>\$ 650,081</b>



					W/P - 1-12
		Exhibits\Rate Base\[Other Rate Base.xls]Contract Retentions			
<b>Kentucky-American Water Company</b>					
<b>Other Net Rate Base Elements</b>					
<b>Contract Retentions</b>					
<b>Case No. 2012-00520</b>					
SAP account	23420000				
Month	Amount				
Oct-10	\$ (3,461,543)				
Nov-10	\$ (1,820,609)				
Dec-10	\$ (957,282)		24 month average		(410,067)
Jan-11	\$ (249,804)				
Feb-11	\$ (254,253)				
Mar-11	\$ (271,210)				
Apr-11	\$ (286,628)				
May-11	\$ (166,594)				
Jun-11	\$ (151,038)				
Jul-11	\$ (145,890)				
Aug-11	\$ (157,208)				
Sep-11	\$ (196,045)				
Oct-11	\$ (209,709)				
Nov-11	\$ (225,364)				
Dec-11	\$ (206,247)				
Jan-12	\$ (96,744)				
Feb-12	\$ (91,762)				
Mar-12	\$ (97,142)				
Apr-12	\$ (147,974)				
May-12	\$ (162,442)				
Jun-12	\$ (118,826)				
Jul-12	\$ (113,073)				
Aug-12	\$ (127,116)				
Sep-12	\$ (127,116)				

						W/P - 1-12
		Exhibits\Rate Base\[Other Rate Base.xls]Ext Dep Refunds				
<b>Kentucky-American Water Company</b>						
<b>Other Net Rate Base Elements</b>						
<b>Unclaimed Extension Deposit Refunds</b>						
<b>Case No. 2012-00520</b>						
SAP account	24133200					
Month	Amount	Reserved				
Oct-10	\$ (3,978)	\$ -				
Nov-10	\$ (3,978)	0				
Dec-10	\$ (3,978)	0		24 month average		(8,936)
Jan-11	\$ (3,978)	0				
Feb-11	\$ (3,978)	0				
Mar-11	\$ (3,978)	0				
Apr-11	\$ (3,978)	0				
May-11	\$ (9,529)	0				
Jun-11	\$ (9,544)	0				0
Jul-11	\$ (10,044)	0				
Aug-11	\$ (10,044)	0				
Sep-11	\$ (10,044)	0				
Oct-11	\$ (8,440)	0				
Nov-11	\$ (8,440)	0				
Dec-11	\$ (8,440)	0				
Jan-12	\$ (8,440)	0				
Feb-12	\$ (12,647)	0				
Mar-12	\$ (12,647)	0				
Apr-12	\$ (12,647)	0				
May-12	\$ (13,103)	0				
Jun-12	\$ (13,103)	0				
Jul-12	\$ (13,168)	0				
Aug-12	\$ (13,168)	0				
Sep-12	\$ (13,168)	0				

							W/P - 1-12	
							Exhibits\Rate Base\[Other Rate Base.xls]Accrued Pensions	
<b>Kentucky-American Water Company</b>								
<b>Other Net Rate Base Elements</b>								
<b>Accrued Pensions</b>								
<b>Case No. 2012-00520</b>								
	<u>SAP Account</u>	<u>26212000</u>				AWWS	KAWC	Total
Month	AWWS	KAWC	End of Base Period		\$	-	\$ 1,895,546	1,895,546
						Net of Tax Amount		1,158,179
Aug-12	\$0	\$1,956,247						
Sep-12	0	1,854,686	End of Forecasted Period			0	1,606,930	1,606,930
Oct-12	0	1,753,095				Net of Tax Amount		981,834
Nov-12	0	1,651,504						
Dec-12	0	1,549,913	Average for Forecasted Period			0	1,749,728	1,749,728
Jan-13	0	1,776,211				Net of Tax Amount		1,069,084
Feb-13	0	1,669,248						
Mar-13	0	1,895,546						
Apr-13	0	1,788,583						
May-13	0	2,014,881			AWWS	0	2013	2014
Jun-13	0	1,907,918	Mo Accrual - 2012			101,591	333,261	217,650
Jul-13	0	1,800,955	Mo Accrual - 2013	0		106,963		
Aug-13	0	2,027,253	Mo Accrual - 2014			92,203		
Sep-13	0	1,920,290						
Oct-13	0	1,813,327	State Income Tax Rate			6.00%		
Nov-13	0	1,706,364	Federal Income Tax Rate			35.00%		
Dec-13	0	1,599,401	Effective Tax Rate			38.9000%		
Jan-14	0	1,724,848						
Feb-14	0	1,632,645						
Mar-14	0	1,758,092						
Apr-14	0	1,665,889						
May-14	0	1,791,336						
Jun-14	0	1,699,133						
Jul-14	0	1,606,930						

Line No.	SAP P&L Category	JDE P&L Category	Expense Lag (Lead) Days	% Checks vs Wires	Clear Time Days	Clear Time Check Days **	Total Expense Lag (Lead) Days
1	OPERATIONS & MAINTENANCE						
2							
3	Purchased Water	Purchased Water	40.7002	100.00%	7.7349	7.7349	48.4351
4	Fuel & Power	Fuel & Power	28.0913	0.00%	0.0000	0.0000	28.0913
5	Chemicals	Chemicals	29.2381	Mix	2.5200	2.5200	31.7581
6	Waste Disposal	Waste Disposal	31.6631	Mix	2.5200	2.5200	34.1831
7	Salaries & Wages	Labor	12.0000	2.00%	0.1400	0.0028	12.0028
8	Pensions	Pensions	8.4765	0.00%	0.0000	0.0000	8.4765
9	Group Insurance	Group Insurance	(7.3969)	0.00%	0.0000	0.0000	(7.3969)
10	PBOP's	PBOP's	(1.5585)	0.00%	0.0000	0.0000	(1.5585)
11	Other Benefits	Miscellaneous	25.0434	Mix	2.5200	2.5200	27.5634
12	Service Company Costs	Management Fees	(9.5588)	0.00%	0.0000	0.0000	(9.5588)
13	Contracted Services	Miscellaneous	25.0434	Mix	2.5200	2.5200	27.5634
14	Building Maintenance & Services	Miscellaneous	25.0434	Mix	2.5200	2.5200	27.5634
15	Telecommunication Expenses	Miscellaneous	25.0434	Mix	2.5200	2.5200	27.5634
16	Postage, Printing & Stationery	Miscellaneous	25.0434	Mix	2.5200	2.5200	27.5634
17	Office Supplies & Services	General Office Expense	9.5186	Mix	2.5200	2.5200	12.0386
18	Advertising & Marketing Expenses	Miscellaneous	25.0434	Mix	2.5200	2.5200	27.5634
19	Employee Related Exp, Travel & Ent	General Office Expense	9.5186	Mix	2.5200	2.5200	12.0386
20	Miscellaneous	Miscellaneous	25.0434	Mix	2.5200	2.5200	27.5634
21	Rents	Rents	(30.7346)	Mix	2.5200	2.5200	(28.2146)
22	Transportation	Miscellaneous	25.0434	Mix	2.5200	2.5200	27.5634
23	Customer Accounting	Customer Accounting	45.0815	Mix	2.5200	2.5200	47.6015
24	Regulatory Expense *	Regulatory Expense *	(76.0576)	0.00%	0.0000	0.0000	(76.0576)
25	Insurance Other	Insurance Other	29.5485	Mix	2.5200	2.5200	32.0685
26	Maintenance Service & Supplies	Maintenance					
27	OPERATING EXPENSES & OTHERS						
28	Property Taxes	Property Taxes	182.0000	100.00%	7.7349	7.7349	189.7349
29	Utility Tax	Utility Tax	(186.0000)	100.00%	7.7349	7.7349	(178.2651)
30	Payroll Taxes	Payroll Taxes	12.0000	0.00%	0.0000	0.0000	12.0000
31							
32	Long-Term Debt	Long-Term Debt	90.0128	0.00%	0.0000	0.0000	90.0128
33	Short-Term Debt	Short-Term Debt	15.2054	0.00%	0.0000	0.0000	15.2054
34	State Income Tax	State Income Tax	52.0000	0.00%	0.0000	0.0000	52.0000
35	Federal Income Tax	Federal Income Tax	36.7400	0.00%	0.0000	0.0000	36.7400
36	Preferred Stock	Preferred Stock	47.7500	0.00%	0.0000	0.0000	47.7500
37							
38							

\* All regulatory expense is from amortizations, so the result is zero.

\*\* An entry of zero indicates wire transfers, one indicates ACH's

Line No.		Days
1	REVENUE LAG	
2		
3		
4	Service Lag	15.29
5		
6	Billing Lag	4.73
7		
9	Avg. Daily Balance Accts. Receivable	
10	Total Annual Revenues	4,218,343
11	Average Daily Revenues	80,902,356
12		221,650
13	Avg. No. Days of Revenue Receivable/Collection Lag Days	19.03
14	LockBox Collection Lag	0.76
15	Total Revenue Lag Days	39.81

Kentucky American Water  
Test Year Ending 06/30/2012  
Lead Lag Study

SERVICE & BILLING LAG

Line No.	Bill ID	Revenue Period	Previous Read	Current Read	Billing Date	Service Lag	Billing Lag
1	42523829	201107	5/26/2011	6/30/2011	7/1/2011	18.00	1.00
2	42522452	201107	5/26/2011	6/30/2011	7/1/2011	18.00	1.00
3	42524385	201107	5/26/2011	6/30/2011	7/1/2011	18.00	1.00
4	42522513	201107	5/26/2011	6/30/2011	7/1/2011	18.00	1.00
5	42524615	201107	5/26/2011	6/30/2011	7/1/2011	18.00	1.00
6	42523707	201107	5/27/2011	6/30/2011	7/1/2011	17.50	1.00
7	42524102	201107	5/27/2011	6/30/2011	7/1/2011	17.50	1.00
8	42522002	201107	6/6/2011	6/30/2011	7/1/2011	12.50	1.00
9	42523721	201107	6/6/2011	6/30/2011	7/1/2011	12.50	1.00
10	42523790	201107	6/6/2011	6/30/2011	7/1/2011	12.50	1.00
11	42524240	201107	6/7/2011	6/30/2011	7/1/2011	12.00	1.00
12	42522521	201107	6/7/2011	6/30/2011	7/1/2011	12.00	1.00
13	:	:	:	:	:	:	:
14	:	:	:	:	:	:	:
15	45129049	201201	11/29/2011	12/28/2011	1/3/2012	15.00	6.00
16	45130948	201201	11/29/2011	12/28/2011	1/3/2012	15.00	6.00
17	45130949	201201	11/29/2011	12/28/2011	1/3/2012	15.00	6.00
18	45130950	201201	11/29/2011	12/28/2011	1/3/2012	15.00	6.00
19	45128018	201201	11/28/2011	12/28/2011	1/3/2012	15.50	6.00
20	45128466	201201	11/28/2011	12/28/2011	1/3/2012	15.50	6.00
21	45128433	201201	11/28/2011	12/28/2011	1/3/2012	15.50	6.00
22	45128438	201201	11/28/2011	12/28/2011	1/3/2012	15.50	6.00
23	45128455	201201	11/28/2011	12/28/2011	1/3/2012	15.50	6.00
24	45128507	201201	11/28/2011	12/28/2011	1/3/2012	15.50	6.00
25	45128560	201201	11/28/2011	12/28/2011	1/3/2012	15.50	6.00
26	45128643	201201	11/28/2011	12/28/2011	1/3/2012	15.50	6.00
27	:	:	:	:	:	:	:
28	:	:	:	:	:	:	:
29	47668264	201206	5/25/2012	6/26/2012	6/29/2012	16.50	3.00
30	47668256	201206	5/25/2012	6/26/2012	6/29/2012	16.50	3.00
31	47668283	201206	5/25/2012	6/26/2012	6/29/2012	16.50	3.00
32	47668286	201206	5/25/2012	6/26/2012	6/29/2012	16.50	3.00
33	47668210	201206	5/25/2012	6/26/2012	6/29/2012	16.50	3.00
34	47668287	201206	5/25/2012	6/26/2012	6/29/2012	16.50	3.00
35	47668265	201206	5/25/2012	6/26/2012	6/29/2012	16.50	3.00
36	47669244	201206	5/25/2012	6/26/2012	6/29/2012	16.50	3.00
37	47668557	201206	5/25/2012	6/26/2012	6/29/2012	16.50	3.00
38	47668618	201206	5/25/2012	6/26/2012	6/29/2012	16.50	3.00
39	47669156	201206	5/25/2012	6/26/2012	6/29/2012	16.50	3.00
40	47669155	201206	5/25/2012	6/26/2012	6/29/2012	16.50	3.00
41	47669219	201206	5/25/2012	6/26/2012	6/29/2012	16.50	3.00
42							
43							
44							
45							
46							
					Total No of Bills	1,526,617	
					<b>Average Service Lag</b>		<b>15.29</b>
					<b>Average Billing Lag</b>		<b>4.73</b>



**Kentucky American Water  
Test Year Ending 06/30/2012  
Lead Lag Study**

Line No.		Service Period Lag	Payment Lag	Total Lag	Payroll	Ratio	Adjusted Lag
1	LABOR						
2							
3							
4	All KYAW company employees are paid for a two week period						
5							
6	Pay date is five days following the end of the payroll period						
7							
8							
9							
10	Non - Union Salaries	LAG 14/2 = 7 Days	5 Days	12	3,608,430	51.7%	6.20
11							
12	Union Labor	LAG 14/2 = 7 Days	5 Days	12	3,369,300	48.3%	5.80
13							
14							
15	Total				6,977,730	100.0%	12.00
16							
17	Average Lag for Labor						12.00



Kentucky American Water  
 Test Year Ending 06/30/2012  
 Lead Lag Study

Line No.	Account	Doc Type	GL Document	Paid	Amount	Service Period From	Service Period To	Avg Service Period	Lag (Lead)	Dollars Days	Cumulative Total	Percent to Total
1	510100	PV	43055909	3/22/2012	11,652.21	2/3/2012	3/5/2012	16.00	33.00	384,522.93	138,651.75	100.00%
2	510100	PV	42870365	8/9/2011	1,301.97	6/22/2011	7/22/2011	15.50	33.50	43,616.00	126,999.54	91.60%
3	510100	PV	43079657	4/25/2012	9,038.41	3/5/2012	4/3/2012	15.00	37.00	334,421.17	125,697.57	90.66%
4	510100	PV	43022522	2/6/2012	2,742.15	12/15/2011	1/15/2012	16.00	38.00	104,201.70	116,659.16	84.14%
5	510100	PV	43004965	1/12/2012	1,621.77	11/18/2011	12/21/2011	17.00	39.00	63,249.03	113,917.01	82.16%
6	510100	PV	43087383	5/8/2012	3,023.36	3/15/2012	4/15/2012	16.00	39.00	117,911.04	112,295.24	80.99%
7	510100	PV	43123840	6/27/2012	16,473.56	5/2/2012	6/4/2012	17.00	40.00	658,942.40	109,271.88	78.81%
8	510100	PV	42849474	7/15/2011	11,748.08	5/20/2011	6/21/2011	16.50	40.50	475,797.24	92,798.32	66.93%
9	510100	PV	42849475	7/15/2011	1,498.61	5/19/2011	6/22/2011	17.50	40.50	60,693.71	81,050.24	58.46%
10	510100	PV	42870348	8/9/2011	2,775.19	6/15/2011	7/15/2011	15.50	40.50	112,395.20	79,551.63	57.38%
11	510100	PV	42953292	11/18/2011	9,315.66	9/23/2011	10/24/2011	16.00	41.00	381,942.06	76,776.44	55.37%
12	510100	PV	43069376	4/10/2012	2,192.53	2/15/2012	3/15/2012	15.00	41.00	89,893.73	67,460.78	48.65%
13	510100	PV	43018729	1/31/2012	18,555.15	12/2/2011	1/9/2012	19.50	41.50	770,038.73	65,268.25	47.07%
14	510100	PV	42910408	9/28/2011	3,908.36	8/1/2011	9/2/2011	16.50	42.50	166,105.30	46,713.10	33.69%
15	510100	PV	43111014	6/11/2012	2,696.67	4/15/2012	5/15/2012	15.50	42.50	114,608.48	42,804.74	30.87%
16	510100	PV	42925911	10/18/2011	1,831.43	8/19/2011	9/23/2011	18.00	43.00	78,751.49	40,108.07	28.93%
17	510100	PV	42972987	12/12/2011	2,684.55	10/15/2011	11/15/2011	16.00	43.00	115,435.65	38,276.64	27.61%
18	510100	PV	42977123	12/16/2011	1,335.90	10/20/2011	11/18/2011	15.00	43.00	57,443.70	35,592.09	25.67%
19	510100	PV	42963705	12/2/2011	10,800.41	10/4/2011	11/4/2011	16.00	44.00	475,218.04	34,256.19	24.71%
20	510100	PV	43041745	3/5/2012	8,989.75	1/9/2012	2/3/2012	13.00	44.00	395,549.00	23,455.78	16.92%
21	510100	PV	43049116	3/14/2012	2,628.44	1/15/2012	2/15/2012	16.00	44.00	115,651.36	14,466.03	10.43%
22	510100	PV	43056303	3/22/2012	11,837.59	1/23/2012	2/22/2012	15.50	44.50	526,772.76	11,837.59	8.54%
23												
24												
25												
26												
27												
28												
29												
30												
31					138,651.75						5,643,160.72	
32												
33												

Total  
 138,651.75  
 Average Lag for Purchased Water  
 40.70

Kentucky American Water  
 Test Year Ending 06/30/2012  
 Lead Lag Study

Line No.	Account	Doc Type	Doc Number	Paid	Amount	Service Period From	Service Period To	Avg Service Period	Lag (Lead)	Dollars Days	Cumulative Total	Percent to Total
1	POWER											
2												
3												
4	Account	Doc Type	Doc Number	Paid	Amount	Service Period From	Service Period To	Avg Service Period	Lag (Lead)	Dollars Days	Cumulative Total	Percent to Total
5												
6	515100	EE	4377039	07/07/2011	8,599.05	05/25/2011	06/28/2011	17.50	26.50	227,874.83	1,395,198.67	100.00%
7	515100	EE	4379107	07/08/2011	23,206.21	05/27/2011	06/28/2011	16.50	26.50	614,964.57	1,386,599.62	99.38%
8	515100	EE	4377179	07/08/2011	18,723.99	05/24/2011	06/24/2011	16.00	30.00	561,719.70	1,363,393.41	97.72%
9	515100	EE	4389729	08/03/2011	21,295.13	06/28/2011	07/26/2011	14.50	22.50	479,140.43	1,344,669.42	96.38%
10	515100	EE	4390861	08/08/2011	12,659.69	06/28/2011	07/27/2011	15.00	27.00	341,811.63	1,323,374.29	94.85%
11	515100	EE	4389712	08/08/2011	8,563.63	06/28/2011	07/26/2011	14.50	27.50	235,499.83	1,310,714.60	93.94%
12	515100	EE	4389712	08/08/2011	11,674.18	06/28/2011	07/26/2011	14.50	27.50	320,957.45	1,302,150.97	93.33%
13	515100	EE	4389712	08/08/2011	12,893.79	06/28/2011	07/26/2011	14.50	27.50	354,579.23	1,290,479.79	92.49%
14	515100	EE	4389712	08/08/2011	18,403.77	06/28/2011	07/26/2011	14.50	27.50	506,103.68	1,277,586.00	91.57%
15	515100	EE	4389788	08/08/2011	19,791.90	06/28/2011	07/26/2011	14.50	27.50	544,277.25	1,259,182.23	90.25%
16	515100	EE	4389712	08/08/2011	77,554.44	06/28/2011	07/26/2011	14.50	27.50	2,132,747.10	1,239,390.33	88.83%
17	515100	EE	4403273	09/06/2011	19,926.29	07/26/2011	08/24/2011	15.00	28.00	557,936.12	1,161,835.89	83.27%
18	515100	EE	4405092	09/07/2011	20,961.46	07/26/2011	08/26/2011	16.00	28.00	586,920.88	1,141,909.60	81.85%
19	515100	EE	4404826	09/07/2011	8,563.63	07/26/2011	08/24/2011	15.00	29.00	248,345.27	1,120,948.14	80.34%
20	515100	EE	4404826	09/07/2011	11,291.40	07/26/2011	08/24/2011	15.00	29.00	327,450.60	1,112,384.51	79.73%
21	515100	EE	4404826	09/07/2011	17,569.73	07/26/2011	08/24/2011	15.00	29.00	509,522.17	1,101,093.11	78.92%
22	515100	EE	4404826	09/07/2011	25,995.63	07/26/2011	08/24/2011	15.00	29.00	753,873.27	1,083,523.38	77.66%
23	515100	EE	4404826	09/07/2011	108,688.92	07/26/2011	08/24/2011	15.00	29.00	3,151,978.68	1,057,527.75	75.80%
24	515100	EE	4418070	10/05/2011	17,316.00	08/24/2011	09/26/2011	17.00	26.00	450,216.00	948,838.83	68.01%
25	515100	EE	4418264	10/07/2011	25,065.66	08/26/2011	09/28/2011	17.00	26.00	651,707.16	931,522.83	66.77%
26	515100	EE	4418554	10/07/2011	10,281.77	08/25/2011	09/27/2011	17.00	27.00	277,607.79	906,457.17	64.97%
27	515100	EE	4419555	10/07/2011	8,563.63	08/24/2011	09/27/2011	17.50	27.50	235,499.83	896,175.40	64.23%
28	515100	EE	4419555	10/07/2011	9,416.16	08/24/2011	09/27/2011	17.50	27.50	258,944.40	887,611.77	63.62%
29	515100	EE	4419555	10/07/2011	11,291.40	08/24/2011	09/27/2011	17.50	27.50	310,513.50	878,195.61	62.94%
30	515100	EE	4419555	10/07/2011	17,558.81	08/24/2011	09/27/2011	17.50	27.50	482,867.28	866,904.21	62.13%
31	515100	EE	4419555	10/07/2011	22,574.07	08/24/2011	09/27/2011	17.50	27.50	620,704.43	849,345.40	60.88%
32	515100	EE	4419555	10/07/2011	106,293.96	08/24/2011	09/27/2011	17.50	27.50	2,923,083.90	826,774.33	59.26%
33	515100	EE	4432438	11/04/2011	14,433.21	09/26/2011	10/25/2011	15.00	25.00	360,830.25	720,480.37	51.64%
34	515100	EE	4432443	11/08/2011	17,782.91	09/28/2011	10/26/2011	14.50	27.50	489,030.03	706,047.16	50.61%
35	515100	EE	4433912	11/08/2011	13,014.17	09/27/2011	10/27/2011	15.50	27.50	357,889.68	688,264.25	49.36%
36	515100	EE	4434364	11/10/2011	8,563.63	09/27/2011	10/26/2011	15.00	30.00	256,908.50	675,250.08	48.40%
37	515100	EE	4434364	11/10/2011	117,099.95	09/27/2011	10/26/2011	15.00	30.00	3,512,998.50	666,686.45	47.78%
38	515100	EE	4446363	12/07/2011	12,057.25	10/27/2011	11/23/2011	14.00	28.00	337,603.00	549,586.50	39.39%
39	515100	EE	4445897	12/07/2011	17,700.66	10/26/2011	11/23/2011	14.50	28.50	504,468.81	537,529.25	38.53%
40	515100	EE	4445875	12/07/2011	12,534.15	10/25/2011	11/22/2011	14.50	29.50	369,757.43	519,828.59	37.26%
41	515100	EE	4450607	12/15/2011	8,220.96	10/31/2011	11/30/2011	15.50	30.50	250,739.28	507,294.44	36.36%
42	515100	EE	4450607	12/15/2011	24,275.97	10/31/2011	11/30/2011	15.50	30.50	740,417.09	499,073.48	35.77%
43	515100	EE	4459162	01/06/2012	18,222.65	11/23/2011	12/27/2011	17.50	27.50	501,122.88	474,797.51	34.03%
44	515100	EE	4459174	01/06/2012	12,937.99	11/22/2011	12/22/2011	15.50	30.50	394,608.70	456,574.86	32.72%



Kentucky American Water  
Test Year Ending 06/30/2012  
Lead Lag Study

Line No.	Account	Doc.Type	GL Document	Paid	Amount	Service Period From	Service Period To	Avg Service Period	Lag (Lead)	Dollars Days	Cumulative Total	Percent to Total
1	CHEMICALS											
2												
3												
4												
5												
6	241237	PV	42842448	7/22/2011	7,029.54	6/22/2011	6/22/2011	-	30.00	210,886.20	907,431.43	100.00%
7	241237	PV	42842452	7/21/2011	6,970.74	6/21/2011	6/21/2011	-	30.00	209,122.20	900,401.89	99.23%
8	241237	PV	42846965	7/27/2011	7,076.58	6/27/2011	6/27/2011	-	30.00	212,297.40	893,431.15	98.46%
9	241237	PV	42847001	7/27/2011	7,111.86	6/27/2011	6/27/2011	-	30.00	213,355.80	886,354.57	97.68%
10	241237	PV	42847005	7/22/2011	7,006.02	6/24/2011	6/24/2011	-	28.00	196,168.56	879,242.71	96.89%
11	241237	PV	42848145	7/29/2011	7,000.14	7/1/2011	7/1/2011	-	28.00	196,003.92	872,236.69	96.12%
12	241237	PV	42848146	8/1/2011	6,809.04	7/2/2011	7/2/2011	-	30.00	204,271.20	865,236.55	95.35%
13	241237	PV	42848300	8/4/2011	7,739.60	7/5/2011	7/5/2011	-	30.00	232,188.00	858,427.51	94.60%
14	241237	PV	42853349	8/5/2011	6,853.14	7/6/2011	7/6/2011	-	30.00	205,594.20	850,687.91	93.75%
15	241237	PV	42853350	8/8/2011	7,141.26	7/8/2011	7/8/2011	-	31.00	221,379.06	843,834.77	92.99%
16	241237	PV	42853938	8/10/2011	462.00	7/11/2011	7/11/2011	-	30.00	13,860.00	836,693.51	92.20%
17	241237	PV	42853939	8/10/2011	1,663.20	7/11/2011	7/11/2011	-	30.00	49,896.00	836,231.51	92.15%
18	241237	PV	42854793	8/10/2011	2,404.08	7/13/2011	7/13/2011	-	28.00	67,314.24	834,568.31	91.97%
19	241237	PV	42854802	8/10/2011	147.68	7/11/2011	7/11/2011	-	30.00	4,430.40	832,164.23	91.71%
20	241237	PV	42854804	8/10/2011	1,901.76	7/11/2011	7/11/2011	-	30.00	57,052.80	832,016.55	91.69%
21	241237	PV	42857971	8/17/2011	6,029.28	7/20/2011	7/20/2011	-	28.00	168,819.84	830,114.79	91.48%
22	241237	PV	42858189	8/12/2011	7,329.42	7/13/2011	7/13/2011	-	30.00	219,882.60	824,085.51	90.82%
23	241237	PV	42859512	8/15/2011	3,205.44	7/20/2011	7/20/2011	-	26.00	83,341.44	816,756.09	90.01%
24	241237	PV	42860417	8/17/2011	7,141.26	7/18/2011	7/18/2011	-	30.00	214,237.80	813,550.65	89.65%
25	241237	PV	42864972	8/24/2011	7,273.56	7/25/2011	7/25/2011	-	30.00	218,206.80	806,409.39	88.87%
26	241237	PV	42864973	8/19/2011	7,258.86	7/22/2011	7/22/2011	-	28.00	203,248.08	799,135.83	88.07%
27	241237	PV	42864979	8/19/2011	2,404.08	7/26/2011	7/26/2011	-	24.00	57,697.92	791,876.97	87.27%
28	241237	PV	42864981	8/15/2011	6,735.00	7/22/2011	7/22/2011	-	24.00	161,640.00	789,472.89	87.00%
29	241237	PV	42864985	8/15/2011	2,003.40	7/22/2011	7/22/2011	-	24.00	48,081.60	782,737.89	86.26%
30	241237	PV	42867320	8/26/2011	7,061.88	7/28/2011	7/28/2011	-	29.00	204,794.52	780,734.49	86.04%
31	241237	PV	42867324	8/26/2011	6,973.68	7/28/2011	7/28/2011	-	29.00	202,236.72	773,672.61	85.26%
32	241237	PV	42867376	8/19/2011	1,455.00	7/27/2011	7/27/2011	-	23.00	33,465.00	766,698.93	84.49%
33	241237	PV	42867381	8/19/2011	1,108.80	7/27/2011	7/27/2011	-	23.00	25,502.40	765,243.93	84.33%
34	241237	PV	42867384	8/19/2011	478.59	7/27/2011	7/27/2011	-	23.00	11,007.57	764,135.13	84.21%
35	241237	PV	42870154	8/31/2011	7,017.78	8/1/2011	8/1/2011	-	30.00	210,533.40	763,656.54	84.16%
36	241237	PV	42871855	8/17/2011	4,900.48	7/25/2011	7/25/2011	-	23.00	112,711.04	756,638.76	83.38%
37	241237	PV	42876481	8/29/2011	6,873.72	7/30/2011	7/30/2011	-	30.00	206,211.60	751,738.28	82.84%
38	241237	PV	42877032	9/2/2011	7,264.40	8/4/2011	8/4/2011	-	29.00	210,667.60	744,864.56	82.08%
39	241237	PV	42877917	9/2/2011	7,247.10	8/5/2011	8/5/2011	-	28.00	202,918.80	737,600.16	81.28%
40	241237	PV	42877919	9/2/2011	7,114.80	8/5/2011	8/5/2011	-	28.00	199,214.40	730,353.06	80.49%
41	241237	PV	42882530	9/9/2011	6,744.36	8/12/2011	8/12/2011	-	28.00	188,842.08	723,238.26	79.70%
42	241237	PV	42882531	9/9/2011	7,008.96	8/12/2011	8/12/2011	-	28.00	196,250.88	716,493.90	78.96%
43	241237	PV	42882532	9/8/2011	6,935.46	8/9/2011	8/9/2011	-	30.00	208,063.80	709,484.94	78.19%

Kentucky American Water  
 Test Year Ending 06/30/2012  
 Lead Lag Study

Line No.	Account	Doc.Type	GL Document	Paid	Amount	Service Period From	Service Period To	Avg Service Period	Lag (Lead)	Dollars Days	Cumulative Total	Percent to Total
44	241237	PV	42883552	9/13/2011	2,404.08	8/15/2011	8/15/2011	-	29.00	69,718.32	702,549.48	77.42%
45	241237	PV	42888255	9/16/2011	7,176.54	8/18/2011	8/18/2011	-	29.00	208,119.66	700,145.40	77.16%
46	241237	PV	42888263	9/15/2011	5,863.44	8/17/2011	8/17/2011	-	29.00	170,039.76	692,968.86	76.37%
47	241237	PV	42888264	9/15/2011	5,910.96	8/17/2011	8/17/2011	-	29.00	171,417.84	687,105.42	75.72%
48	241237	PV	42888265	9/15/2011	1,663.20	8/22/2011	8/22/2011	-	24.00	39,916.80	681,194.46	75.07%
49	241237	PV	42888266	9/15/2011	693.00	8/22/2011	8/22/2011	-	24.00	16,632.00	679,531.26	74.89%
50	241237	PV	42888267	9/15/2011	1,901.76	8/22/2011	8/22/2011	-	24.00	45,642.24	678,838.26	74.81%
51	241237	PV	42888268	9/20/2011	410.22	8/22/2011	8/22/2011	-	29.00	11,896.38	676,936.50	74.60%
52	241237	PV	42890966	9/15/2011	2,461.32	8/19/2011	8/19/2011	-	27.00	66,455.64	676,526.28	74.55%
53	241237	PV	42892231	9/20/2011	3,205.44	8/24/2011	8/24/2011	-	27.00	86,546.88	674,064.96	74.28%
54	241237	PV	42896529	9/23/2011	7,397.04	8/24/2011	8/24/2011	-	30.00	221,911.20	670,859.52	73.93%
55	241237	PV	42896539	9/20/2011	3,205.44	8/31/2011	8/31/2011	-	20.00	64,108.80	663,462.48	73.11%
56	241237	PV	42896545	9/28/2011	7,047.18	8/29/2011	8/29/2011	-	30.00	211,415.40	660,257.04	72.76%
57	241237	PV	42896546	9/28/2011	7,114.80	8/29/2011	8/29/2011	-	30.00	213,444.00	653,209.86	71.98%
58	241237	PV	42896547	9/28/2011	6,929.58	8/29/2011	8/29/2011	-	30.00	207,887.40	646,095.06	71.20%
59	241237	PV	42900733	9/21/2011	7,017.78	8/22/2011	8/22/2011	-	30.00	210,533.40	639,165.48	70.44%
60	241237	PV	42903979	10/12/2011	5,175.63	9/12/2011	9/12/2011	-	30.00	155,268.90	632,147.70	69.66%
61	241237	PV	42904024	10/7/2011	7,411.74	9/7/2011	9/7/2011	-	30.00	222,352.20	626,972.07	69.09%
62	241237	PV	42904030	10/3/2011	7,255.92	9/2/2011	9/2/2011	-	31.00	224,933.52	619,560.33	68.28%
63	241237	PV	42904113	10/7/2011	8,778.00	9/7/2011	9/7/2011	-	30.00	263,340.00	612,304.41	67.48%
64	241237	PV	42911251	10/19/2011	7,094.22	9/19/2011	9/19/2011	-	30.00	212,826.60	603,526.41	66.51%
65	241237	PV	42911265	10/14/2011	7,188.30	9/16/2011	9/16/2011	-	28.00	201,272.40	596,432.19	65.73%
66	241237	PV	42917862	10/21/2011	7,017.78	9/22/2011	9/22/2011	-	29.00	203,515.62	589,243.89	64.94%
67	241237	PV	42922995	10/28/2011	7,211.82	9/30/2011	9/30/2011	-	28.00	201,930.96	582,226.11	64.16%
68	241237	PV	42922996	10/14/2011	7,317.66	9/14/2011	9/14/2011	-	30.00	219,529.80	575,014.29	63.37%
69	241237	PV	42922998	10/28/2011	6,885.48	9/29/2011	9/29/2011	-	29.00	199,678.92	567,696.63	62.56%
70	241237	PV	42927091	11/4/2011	7,344.12	10/7/2011	10/7/2011	-	28.00	205,635.36	560,811.15	61.80%
71	241237	PV	42927092	11/3/2011	7,029.54	10/4/2011	10/4/2011	-	30.00	210,886.20	553,467.03	60.99%
72	241237	PV	42930468	11/11/2011	7,321.60	10/12/2011	10/12/2011	-	30.00	219,648.00	546,437.49	60.22%
73	241237	PV	42932296	11/11/2011	6,594.42	10/14/2011	10/14/2011	-	28.00	184,643.76	539,115.89	59.41%
74	241237	PV	42932308	11/10/2011	6,738.48	10/11/2011	10/11/2011	-	30.00	202,154.40	532,521.47	58.68%
75	241237	PV	42939987	11/18/2011	7,267.68	10/20/2011	10/20/2011	-	29.00	210,762.72	525,782.99	57.94%
76	241237	PV	42942185	11/23/2011	6,979.56	10/26/2011	10/26/2011	-	28.00	195,427.68	518,515.31	57.14%
77	241237	PV	42942186	11/23/2011	6,964.86	10/26/2011	10/26/2011	-	28.00	195,016.08	511,535.75	56.37%
78	241237	PV	42942187	11/23/2011	7,150.08	10/24/2011	10/24/2011	-	30.00	214,502.40	504,570.89	55.60%
79	241237	PV	42954183	12/7/2011	7,347.06	11/7/2011	11/7/2011	-	30.00	220,411.80	497,420.81	54.82%
80	241237	PV	42959045	12/1/2011	7,176.54	11/1/2011	11/1/2011	-	30.00	215,296.20	490,073.75	54.01%
81	241237	PV	42959404	12/9/2011	6,914.88	11/10/2011	11/10/2011	-	29.00	200,531.52	482,897.21	53.22%

Kentucky American Water  
 Test Year Ending 06/30/2012  
 Lead Lag Study

Line No.	Account	Doc.Type	GL Document	Paid	Amount	Service Period From	Service Period To	Avg Service Period	Lag (Lead)	Dollars Days	Cumulative Total	Percent to Total
82	241237	PV	42959431	12/9/2011	6,094.00	11/10/2011	11/10/2011	-	29.00	176,726.00	475,982.33	52.45%
83	241237	PV	42964100	12/16/2011	7,144.20	11/17/2011	11/17/2011	-	29.00	207,181.80	469,888.33	51.78%
84	241237	PV	42964101	12/16/2011	7,117.74	11/18/2011	11/18/2011	-	28.00	199,296.72	462,744.13	50.99%
85	241237	PV	42964102	12/15/2011	7,111.86	11/15/2011	11/15/2011	-	30.00	213,355.80	455,626.39	50.21%
86	241237	PV	42974672	12/21/2011	6,958.98	11/21/2011	11/21/2011	-	30.00	208,769.40	448,514.53	49.43%
87	241237	PV	42974673	12/28/2011	7,235.34	11/28/2011	11/28/2011	-	30.00	217,060.20	441,555.55	48.66%
88	241237	PV	42974675	12/23/2011	6,985.44	11/26/2011	11/26/2011	-	27.00	188,606.88	434,320.21	47.86%
89	241237	PV	42975796	12/30/2011	6,380.00	12/1/2011	12/1/2011	-	29.00	185,020.00	427,334.77	47.09%
90	241237	PV	42976981	12/28/2011	7,126.56	11/28/2011	11/28/2011	-	30.00	213,796.80	420,954.77	46.39%
91	241237	PV	42977516	1/4/2012	7,203.00	12/5/2011	12/5/2011	-	30.00	216,090.00	413,828.21	45.60%
92	241237	PV	42981376	1/6/2012	7,053.06	12/8/2011	12/8/2011	-	29.00	204,538.74	406,625.21	44.81%
93	241237	PV	42984379	1/11/2012	7,203.00	12/12/2011	12/12/2011	-	30.00	216,090.00	399,572.15	44.03%
94	241237	PV	42989377	1/12/2012	7,167.72	12/13/2011	12/13/2011	-	30.00	215,031.60	392,369.15	43.24%
95	241237	PV	42995439	1/18/2012	7,194.18	12/19/2011	12/19/2011	-	30.00	215,825.40	385,201.43	42.45%
96	241237	PV	42999218	1/26/2012	6,498.80	12/27/2011	12/27/2011	-	30.00	194,964.00	378,007.25	41.66%
97	241237	PV	43005145	1/20/2012	7,029.54	12/21/2011	12/21/2011	-	30.00	210,886.20	371,508.45	40.94%
98	241237	PV	43008391	1/27/2012	7,056.00	12/28/2011	12/28/2011	-	30.00	211,680.00	364,478.91	40.17%
99	241237	PV	43008401	1/27/2012	7,188.30	12/28/2011	12/28/2011	-	30.00	215,649.00	357,422.91	39.39%
100	241237	PV	43021134	2/23/2012	7,502.00	1/24/2012	1/24/2012	-	30.00	225,060.00	350,234.61	38.60%
101	241237	PV	43023845	2/24/2012	9,811.80	1/26/2012	1/26/2012	-	29.00	284,542.20	342,732.61	37.77%
102	241237	PV	43036440	3/1/2012	7,666.30	1/31/2012	1/31/2012	-	30.00	229,989.00	332,920.81	36.69%
103	241237	PV	43041363	3/22/2012	7,493.20	2/21/2012	2/21/2012	-	30.00	224,796.00	325,254.51	35.84%
104	241237	PV	43043490	3/30/2012	15,436.80	2/29/2012	2/29/2012	-	30.00	463,104.00	317,761.31	35.02%
105	241237	PV	43043520	3/9/2012	7,219.90	2/10/2012	2/10/2012	-	28.00	202,157.20	302,324.51	33.32%
106	241237	PV	43056934	4/2/2012	7,350.10	3/2/2012	3/2/2012	-	31.00	227,853.10	295,104.61	32.52%
107	241237	PV	43057821	4/2/2012	7,281.90	3/3/2012	3/3/2012	-	30.00	218,457.00	287,754.51	31.71%
108	241237	PV	43061914	4/13/2012	7,469.45	3/16/2012	3/16/2012	-	28.00	209,144.60	280,472.61	30.91%
109	241237	PV	43061915	4/11/2012	7,619.80	3/12/2012	3/12/2012	-	30.00	228,594.00	273,003.16	30.09%
110	241237	PV	43061917	4/6/2012	7,458.60	3/9/2012	3/9/2012	-	28.00	208,840.80	265,383.36	29.25%
111	241237	PV	43065258	4/20/2012	7,725.20	3/22/2012	3/22/2012	-	29.00	224,030.80	257,924.76	28.42%
112	241237	PV	43065259	4/27/2012	13,996.80	3/29/2012	3/29/2012	-	29.00	405,907.20	250,199.56	27.57%
113	241237	PV	43065664	4/20/2012	7,488.80	3/22/2012	3/22/2012	-	29.00	217,175.20	236,202.76	26.03%
114	241237	PV	43074765	5/2/2012	7,626.00	4/2/2012	4/2/2012	-	30.00	228,780.00	228,713.96	25.20%
115	241237	PV	43077242	5/10/2012	7,554.70	4/10/2012	4/10/2012	-	30.00	226,641.00	221,087.96	24.36%
116	241237	PV	43079667	5/23/2012	10,078.60	4/23/2012	4/23/2012	-	30.00	302,358.00	213,533.26	23.53%
117	241237	PV	43079679	5/3/2012	7,387.30	4/3/2012	4/3/2012	-	30.00	221,619.00	203,454.66	22.42%
118	241237	PV	43085641	5/23/2012	10,212.00	4/23/2012	4/23/2012	-	30.00	306,360.00	196,067.36	21.61%
119	241237	PV	43085642	5/18/2012	16,272.00	4/20/2012	4/20/2012	-	28.00	455,616.00	185,855.36	20.48%



W/P - 1-13  
Exhibits\Rate Base\2012 RC KY Lead-Lag Study (SAP Format)-Revised.xlsx\WasteDisp

Kentucky American Water  
Test Year Ending 06/30/2012  
Lead Lag Study

Line No.	Account	Doc Type	GL Document	Paid	Amount	Service Period From	Service Period To	Avg Service Period	Lag/Lead	Dollars/Days	Cumulative Total	Percent to Total
1	511100	EE	4379113	7/8/2011	1,059.18	5/27/2011	6/28/2011	16.50	26.50	28,068.27	37,203.35	100.00%
2	511100	EE	4404825	9/7/2011	1,048.05	7/26/2011	8/26/2011	16.00	28.00	29,345.40	36,144.17	97.15%
3	511100	EE	4418135	10/7/2011	1,176.25	8/26/2011	9/28/2011	17.00	26.00	30,582.50	35,096.12	94.34%
4	511100	EE	4418139	10/7/2011	1,067.79	8/26/2011	9/28/2011	17.00	26.00	27,762.54	33,919.87	91.17%
5	511100	EE	4432422	11/8/2011	1,191.04	9/28/2011	10/26/2011	14.50	27.50	32,753.60	32,852.08	88.30%
6	511100	EE	4432424	11/8/2011	1,025.62	9/28/2011	10/26/2011	14.50	27.50	28,204.55	31,661.04	85.10%
7	511100	EE	4445902	12/7/2011	1,799.91	10/26/2011	11/23/2011	14.50	28.50	51,297.44	30,635.42	82.35%
8	511100	PV	42974128	12/12/2011	1,400.00	9/29/2011	9/29/2011	0.50	74.50	104,300.00	28,835.51	77.51%
9	511100	EE	4459342	1/6/2012	2,346.37	11/23/2011	12/27/2011	17.50	27.50	64,525.18	27,435.51	73.74%
10	511100	EE	4459345	1/6/2012	1,058.89	11/23/2011	12/27/2011	17.50	27.50	29,119.48	25,089.14	67.44%
11	511100	EE	4474173	2/8/2012	2,293.25	12/27/2011	1/26/2012	15.50	28.50	65,357.63	24,030.25	64.59%
12	511100	EE	4474167	2/8/2012	1,110.31	12/27/2011	1/26/2012	15.50	28.50	31,643.84	21,737.00	58.43%
13	511100	PV	43022458	2/14/2012	1,998.75	12/20/2011	12/20/2011	0.50	56.50	112,929.38	20,626.69	55.44%
14	511100	EE	70001417	3/8/2012	2,357.81	1/26/2012	2/24/2012	15.00	28.00	66,018.68	18,627.94	50.07%
15	511100	EE	70001416	3/8/2012	1,091.47	1/26/2012	2/24/2012	15.00	28.00	30,561.16	16,270.13	43.73%
16	511100	EE	70006612	4/6/2012	1,175.85	2/24/2012	3/27/2012	16.50	26.50	31,160.03	15,178.66	40.80%
17	511100	EE	70007269	4/11/2012	1,544.21	2/24/2012	3/27/2012	16.50	31.50	48,642.62	14,002.81	37.64%
18	511100	EE	70011813	5/9/2012	1,137.12	3/27/2012	4/27/2012	16.00	28.00	31,839.36	12,458.60	33.49%
19	511100	EE	70011812	5/9/2012	1,100.98	3/27/2012	4/27/2012	16.00	28.00	30,827.44	11,321.48	30.43%
20	511100	EE	70016623	6/7/2012	1,205.67	4/27/2012	5/30/2012	17.00	25.00	30,141.75	10,220.50	27.47%
21	511100	EE	70016885	6/8/2012	1,313.75	4/27/2012	5/30/2012	17.00	26.00	34,157.50	9,014.83	24.23%
22	511100	ID	738773	7/16/2012	7,701.08	6/1/2012	6/30/2012	15.00	31.00	238,733.48	7,701.08	20.70%
23												
24												
25												
26												
27												
28												
29					37,203.35					1,177,971.83		
30												
31										31.66		

Average Lag for Waste Disposal



**Kentucky American Water**  
**Test Year Ending 06/30/2012**  
**Lead Lag Study**

Line No.	Account	Document	Date	Amount	Service Period From	To	Avg Service Period	Lag (Lead)	Dollars	Cumulative Total	Percent to Total
MANAGEMENT FEES											
1	234400	30972230	7/7/2011	938,879	7/1/2011	7/31/2011	15.50	(8.50)	\$ (7,980,471.76)	\$ 13,265,670.82	100.00%
2	234400	30975353	8/4/2011	1,034,374	8/1/2011	8/31/2011	15.50	(11.50)	\$ (11,895,306.52)	\$ 12,326,791.79	92.92%
3	234400	30978692	9/7/2011	1,122,951	9/1/2011	9/30/2011	15.00	(8.00)	\$ (8,983,606.16)	\$ 11,292,417.31	85.13%
4	234400	30981725	10/6/2011	999,440	10/1/2011	10/31/2011	15.50	(9.50)	\$ (9,494,684.56)	\$ 10,169,466.54	76.66%
5	234400	30984638	11/4/2011	986,263	11/1/2011	11/30/2011	15.00	(11.00)	\$ (10,848,893.22)	\$ 9,170,026.06	69.13%
6	234400	30988204	12/6/2011	1,312,125	12/1/2011	12/31/2011	15.50	(9.50)	\$ (12,465,190.16)	\$ 8,183,763.04	61.69%
7	234400	30991421	1/6/2012	1,393,747	1/1/2012	1/31/2012	15.50	(9.50)	\$ (13,240,593.65)	\$ 6,871,637.76	51.80%
8	234400	30994936	2/6/2012	1,118,672	2/1/2012	2/29/2012	14.50	(8.50)	\$ (9,508,713.79)	\$ 5,477,891.06	41.29%
9	234400	31000716	3/6/2012	1,139,165	3/1/2012	3/31/2012	15.50	(9.50)	\$ (10,822,063.32)	\$ 4,359,218.85	32.86%
10	234400	31009013	4/4/2012	1,183,365	4/1/2012	4/30/2012	15.00	(11.00)	\$ (13,017,020.39)	\$ 3,220,054.29	24.27%
11	234400	31024440	5/7/2012	1,212,770	5/1/2012	5/31/2012	15.50	(8.50)	\$ (10,308,544.75)	\$ 2,036,688.80	15.35%
12	234400	31071584	6/5/2012	823,919	6/1/2012	6/30/2012	15.00	(10.00)	\$ (8,239,188.30)	\$ 823,918.83	6.21%
13											
14											
15											
16											
17											
18											
19											
20											
21											
22											

13,265,671  
\$ (126,804,276.58)  
(9.56)  
 Average Lag for Management Fees

**Kentucky American Water**  
**Test Year Ending 06/30/2012**  
**Lead Lag Study**

Line No.	Account	Voucher	Paid	Amount	Service Period From	To	Avg Service Period	Lag (Lead)	Dollars	Cumulative Total	Percent to Total	
1	GROUP INSURANCE											
2												
3												
4	Account	Voucher	Paid	Amount	Service Period From	To	Avg Service Period	Lag (Lead)	Dollars	Cumulative Total	Percent to Total	
5												
6	504100	42867746	8/5/2011	177,698.76	8/1/2011	8/31/2011	15.50	(10.50)	(1,865,836.98)	1,366,862.68	100.00%	
7	504100	42895644	9/7/2011	178,388.96	9/1/2011	9/30/2011	15.00	(8.00)	(1,427,111.68)	1,189,163.92	87.00%	
8	504100	42942688	11/7/2011	168,489.94	11/1/2011	11/30/2011	15.00	(8.00)	(1,347,919.52)	1,010,774.96	73.95%	
9	504100	42972011	12/9/2011	174,239.37	12/1/2011	12/31/2011	15.50	(6.50)	(1,132,555.91)	842,285.02	61.62%	
10	504100	43046038	3/9/2012	169,893.16	3/1/2012	3/31/2012	15.50	(6.50)	(1,104,305.54)	668,045.65	48.87%	
11	504100	43067674	4/9/2012	168,589.01	4/1/2012	4/30/2012	15.00	(6.00)	(1,011,534.06)	498,152.49	36.44%	
12	504100	43089098	5/10/2012	166,104.32	5/1/2012	5/31/2012	15.50	(5.50)	(913,573.76)	329,563.48	24.11%	
13	504100	43109993	6/7/2012	163,459.16	6/1/2012	6/30/2012	15.00	(8.00)	(1,307,673.28)	163,459.16	11.96%	
14												
15												
16				<u>\$ 1,366,863</u>					<u>\$ (10,110,511)</u>			
17												
18									<u>(7.40)</u>			

Average Lag for Group Insurance



**Kentucky American Water  
Test Year Ending 06/30/2012  
Lead Lag Study**

Line No.	Account	Voucher	Paid	Amount	Service Period From	Service Period To	Avg Service Period	Lag (Lead)	Dollars Days	Cumulative Total	Percent to Total
1	PENSIONS										
2											
3											
4											
5											
6	262120	42883477	8/15/2011	569,589.00	1/1/2011	12/31/2011	182.50	44.50	25,346,710.50	2,524,338.00	100.00%
7	262120	42912374	9/21/2011	569,589.00	1/1/2011	12/31/2011	182.50	81.50	46,421,503.50	1,954,749.00	77.44%
8	262120	42925476	10/14/2011	466,746.00	1/1/2011	12/31/2011	182.50	104.50	48,774,957.00	1,385,160.00	54.87%
9	262120	43030372	2/15/2012	622,001.00	1/1/2012	12/31/2012	183.00	(137.00)	(85,214,137.00)	918,414.00	36.38%
10	262120	43094580	5/15/2012	296,413.00	1/1/2012	12/31/2012	183.00	(47.00)	(13,931,411.00)	296,413.00	11.74%
11											
12											
13											
14				<u>2,524,338.00</u>					<u>\$ 21,397,623.00</u>		
15											
16									<u>8.48</u>		

Average Lag for Pensions

**Kentucky American Water**  
**Test Year Ending 06/30/2012**  
**Lead Lag Study**

Line No.	Account	Voucher	Date	Amount	Service Period From	To	Avg Service Period	Lag (Lead)	Dollars Days	Cumulative Total	Percent to Total	
1	INSURANCE OTHER THAN GROUP											
2												
3												
4												
5												
6	165200	42842740	7/1/2011	111,122.32	1/1/2011	1/1/2012	183.00	(1.00)	(111,122.32)	637,305.41	100.00%	
7	165200	42891341	9/2/2011	101.80	10/24/2011	10/24/2012	183.50	(234.50)	(23,872.10)	526,183.09	82.56%	
8	165200	42918352	10/3/2011	111,122.32	1/1/2011	1/1/2012	183.00	93.00	10,334,375.76	526,081.29	82.55%	
9	165200	43015267	1/27/2012	9,899.86	1/1/2012	1/1/2013	183.50	(156.50)	(1,549,328.09)	414,958.97	65.11%	
10	165200	43015798	1/26/2012	9,393.37	1/1/2012	1/1/2013	183.50	(157.50)	(1,479,455.78)	405,059.11	63.56%	
11	165200	43016733	1/24/2012	54,125.68	1/1/2012	1/1/2013	183.50	(159.50)	(8,633,045.96)	395,665.74	62.08%	
12	165200	43017612	1/26/2012	104,230.75	1/1/2012	1/1/2013	183.50	(157.50)	(16,416,343.13)	341,540.06	53.59%	
13	165200	43017656	1/26/2012	4,955.41	1/1/2012	1/1/2013	183.50	(157.50)	(780,477.08)	237,309.31	37.24%	
14	165200	43018304	1/26/2012	797.03	1/3/2012	1/3/2013	183.50	(159.50)	(127,126.29)	232,353.90	36.46%	
15	165200	43019174	1/24/2012	114,738.21	12/31/2011	12/31/2012	183.50	(158.50)	(18,186,006.29)	231,556.87	36.33%	
16	165200	43077748	4/3/2012	104,230.97	1/1/2012	1/1/2013	183.50	(89.50)	(9,328,671.82)	116,818.66	18.33%	
17	165200	43081427	4/25/2012	2,776.41	4/22/2012	4/22/2013	183.00	(179.00)	(496,977.39)	12,587.69	1.98%	
18	165200	43081436	4/25/2012	1,749.14	4/22/2012	4/22/2013	183.00	(179.00)	(313,096.06)	9,811.28	1.54%	
19	165200	43081933	4/25/2012	765.91	4/22/2012	4/22/2013	183.00	(179.00)	(137,097.89)	8,062.14	1.27%	
20	165200	43081934	4/25/2012	475.23	4/22/2012	4/22/2013	183.00	(179.00)	(85,066.17)	7,296.23	1.14%	
21	165200	43086226	5/7/2012	708.00	4/22/2012	4/22/2013	183.00	(167.00)	(118,236.00)	6,821.00	1.07%	
22	165200	43086331	5/7/2012	479.00	4/22/2012	4/22/2013	183.00	(167.00)	(79,993.00)	6,113.00	0.96%	
23	165200	43086334	5/7/2012	479.00	4/22/2012	4/22/2013	183.00	(167.00)	(79,993.00)	5,634.00	0.88%	
24	165200	43086337	5/7/2012	1,120.00	4/22/2012	4/22/2013	183.00	(167.00)	(187,040.00)	5,155.00	0.81%	
25	165200	43086340	5/7/2012	2,608.00	4/22/2012	4/22/2013	183.00	(167.00)	(435,536.00)	4,035.00	0.63%	
26	165200	43086342	5/7/2012	479.00	4/22/2012	4/22/2013	183.00	(167.00)	(79,993.00)	1,427.00	0.22%	
27	165200	43086344	5/7/2012	469.00	4/22/2012	4/22/2013	183.00	(167.00)	(78,323.00)	948.00	0.15%	
28	165200	43088049	5/8/2012	479.00	4/22/2012	4/22/2013	183.00	(166.00)	(79,514.00)	479.00	0.08%	
29												
30												
31		Total		<u>637,305.41</u>					<u>(48,471,938.61)</u>			
32												
33									<u>(76.06)</u>			

(48,471,938.61)  
(76.06)

Average Lag for Insurance Other than Group

**Kentucky American Water**  
**Test Year Ending 06/30/2012**  
**Lead Lag Study**

Line No.	Account	Voucher	Paid	Amount	Service Period From	Service Period To	Avg Service Period	Lag (Lead)	Dollars Days	Cumulative Total	Percent to Total	
1	CUSTOMER ACCOUNTING											
2												
3												
4	Account	Voucher	Paid	Amount	Service Period From	Service Period To	Avg Service Period	Lag (Lead)	Dollars Days	Cumulative Total	Percent to Total	
5												
6	575420	42856569	7/29/2011	11,550.35	6/1/2011	6/30/2011	15.00	44.00	508,215.40	227,601.59	100.00%	
7	575420	42856860	7/29/2011	4,130.83	6/1/2011	6/30/2011	15.00	44.00	181,756.52	216,051.24	94.93%	
8	575420	42856876	7/29/2011	1,864.13	6/1/2011	6/30/2011	15.00	44.00	82,021.72	211,920.41	93.11%	
9	575420	42873021	8/30/2011	11,357.79	7/1/2011	7/31/2011	15.50	45.50	516,779.45	210,056.28	92.29%	
10	575420	42873026	8/30/2011	3,390.60	7/1/2011	7/31/2011	15.50	45.50	154,272.30	198,698.49	87.30%	
11	575420	42874792	8/30/2011	1,654.03	7/1/2011	7/31/2011	15.50	45.50	75,258.37	195,307.89	85.81%	
12	575100	42889874	9/1/2011	6,870.52	7/1/2011	7/31/2011	15.50	47.50	326,349.70	193,653.86	85.08%	
13	575420	42910232	9/30/2011	1,931.75	8/1/2011	8/31/2011	15.50	45.50	87,894.63	186,783.34	82.07%	
14	575420	42910239	9/30/2011	4,214.45	8/1/2011	8/31/2011	15.50	45.50	191,757.48	184,851.59	81.22%	
15	575420	42912246	9/30/2011	11,613.98	8/1/2011	8/31/2011	15.50	45.50	528,436.09	180,637.14	79.37%	
16	575420	42933548	10/28/2011	3,456.76	9/1/2011	9/30/2011	15.00	43.00	148,640.68	169,023.16	74.26%	
17	575420	42935180	10/28/2011	1,866.96	9/1/2011	9/30/2011	15.00	43.00	80,279.28	165,566.40	72.74%	
18	575420	42935189	10/28/2011	11,378.88	9/1/2011	9/30/2011	15.00	43.00	489,291.84	163,699.44	71.92%	
19	575420	42963350	12/1/2011	3,239.55	10/1/2011	10/31/2011	15.50	46.50	150,639.08	152,320.56	66.92%	
20	575420	42963745	12/2/2011	11,343.25	10/1/2011	10/31/2011	15.50	47.50	538,804.38	149,081.01	65.50%	
21	575420	42963750	12/2/2011	1,769.89	10/1/2011	10/31/2011	15.50	47.50	84,069.78	137,737.76	60.52%	
22	575420	42983915	12/30/2011	3,172.31	11/1/2011	11/30/2011	15.00	45.00	142,753.95	135,967.87	59.74%	
23	575420	42983944	12/30/2011	1,607.65	11/1/2011	11/30/2011	15.00	45.00	72,344.25	132,795.56	58.35%	
24	575420	42986123	12/30/2011	11,324.65	11/1/2011	11/30/2011	15.00	45.00	509,609.25	131,187.91	57.64%	
25	575200	43013692	1/27/2012	6,166.66	12/1/2011	12/31/2011	15.50	42.50	262,083.05	119,863.26	52.66%	
26	575420	43036522	3/1/2012	11,289.67	1/1/2012	1/31/2012	15.50	45.50	513,679.99	113,696.60	49.95%	
27	575420	43036539	3/1/2012	3,450.31	1/1/2012	1/31/2012	15.50	45.50	156,989.11	102,406.93	44.99%	
28	575420	43037563	3/1/2012	1,548.15	1/1/2012	1/31/2012	15.50	45.50	70,440.83	98,956.62	43.48%	
29	575100	43039219	3/2/2012	8,883.48	1/1/2012	1/31/2012	15.50	46.50	413,081.82	97,408.47	42.80%	
30	575100	43056700	3/26/2012	7,090.72	2/1/2012	2/29/2012	14.50	40.50	287,174.16	88,524.99	38.89%	
31	575420	43057913	3/30/2012	11,394.73	2/1/2012	2/29/2012	14.50	44.50	507,065.49	81,434.27	35.78%	
32	575420	43057914	3/30/2012	3,166.16	2/1/2012	2/29/2012	14.50	44.50	140,894.12	70,039.54	30.77%	
33	575420	43059871	3/30/2012	1,572.35	2/1/2012	2/29/2012	14.50	44.50	69,969.58	66,873.38	29.38%	
34	575420	43077652	4/30/2012	11,414.22	3/1/2012	3/31/2012	15.50	45.50	519,347.01	65,301.03	28.69%	
35	575420	43077657	4/30/2012	1,848.70	3/1/2012	3/31/2012	15.50	45.50	84,115.85	53,886.81	23.68%	
36	575420	43077662	4/30/2012	3,404.07	3/1/2012	3/31/2012	15.50	45.50	154,885.19	52,038.11	22.86%	

**Kentucky American Water  
Test Year Ending 06/30/2012  
Lead Lag Study**

Line No.	Account	Voucher	Paid	Amount	Service Period From	To	Avg Service Period	Lag (Lead)	Dollars Days	Cumulative Total	Percent to Total	
1	CUSTOMER ACCOUNTING											
2												
3												
4	Account	Voucher	Paid	Amount	Service Period From	To	Avg Service Period	Lag (Lead)	Dollars Days	Cumulative Total	Percent to Total	
5												
37	575420	43094351	5/30/2012	1,594.09	4/1/2012	4/30/2012	15.00	45.00	71,734.05	48,634.04	21.37%	
38	575420	43094523	5/30/2012	11,333.38	4/1/2012	4/30/2012	15.00	45.00	510,002.10	47,039.95	20.67%	
39	575420	43096382	5/30/2012	3,802.36	4/1/2012	4/30/2012	15.00	45.00	171,106.20	35,706.57	15.69%	
40	575100	43103115	6/1/2012	8,071.28	4/1/2012	4/30/2012	15.00	47.00	379,350.16	31,904.21	14.02%	
41	575100	43103576	6/1/2012	7,582.59	4/1/2012	4/30/2012	15.00	47.00	356,381.73	23,832.93	10.47%	
42	575420	43115029	6/29/2012	4,005.95	5/1/2012	5/31/2012	15.50	44.50	178,264.78	16,250.34	7.14%	
43	575420	43115102	6/29/2012	705.17	5/1/2012	5/31/2012	15.50	44.50	31,380.07	12,244.39	5.38%	
44	575420	43116109	6/29/2012	11,539.22	5/1/2012	5/31/2012	15.50	44.50	513,495.29	11,539.22	5.07%	
45												
46												
47	Total			227,601.59					10,260,614.73			
48												
49									45.08			

Average Lag for Customer Accounting





W/P - 1-13  
Exhibits\Rate Base\2012 RC KY Lead-Lag Study (SAP Format)-Revised.xlsx\GenOfc

**Kentucky American Water  
Test Year Ending 06/30/2012  
Lead Lag Study**

Line No.	Account	Voucher	Date	Amount	Service Period From	Service Period To	Avg Service Period	Lag (Lead)	Dollars Days	Cumulative Total	Percent to Total
1	General Office Expense										
2											
3											
4											
5											
6	575320	4378877	7/8/2011	4,906.65	5/26/2011	6/28/2011	17.00	27.00	132,479.55	179,437.60	100.00%
7	575320	4390479	8/8/2011	4,796.87	6/28/2011	7/26/2011	14.50	27.50	131,913.93	174,530.95	97.27%
8	575320	4404786	9/7/2011	4,951.46	7/26/2011	8/26/2011	16.00	28.00	138,640.88	169,734.08	94.59%
9	575320	4418557	10/7/2011	4,897.27	8/26/2011	9/27/2011	16.50	26.50	129,777.66	164,782.62	91.83%
10	575320	4431578	11/8/2011	3,928.97	9/27/2011	10/26/2011	15.00	28.00	110,011.16	159,885.35	89.10%
11	575320	4445967	12/7/2011	3,669.83	10/26/2011	11/23/2011	14.50	28.50	104,590.16	155,956.38	86.91%
12	575320	4460930	1/9/2012	4,389.08	11/23/2011	12/27/2011	17.50	30.50	133,866.94	152,286.55	84.87%
13	575320	4474051	2/8/2012	4,494.16	12/27/2011	1/26/2012	15.50	28.50	128,083.56	147,897.47	82.42%
14	575741	30980708	10/28/2011	2,027.56	9/8/2011	10/7/2011	15.00	36.00	72,992.16	143,403.31	79.92%
15	575741	30983124	11/21/2011	2,330.73	10/8/2011	11/7/2011	15.50	29.50	68,756.54	141,375.75	78.79%
16	575741	30989548	1/20/2012	2,064.19	12/8/2011	1/7/2012	15.50	28.50	58,829.42	139,045.02	77.49%
17	575740	30992846	2/22/2012	2,000.04	2/7/2012	3/6/2012	14.50	1.50	3,000.06	136,980.83	76.34%
18	575740	30996174	3/21/2012	2,001.03	3/7/2012	4/6/2012	15.50	(0.50)	(1,000.52)	134,980.79	75.22%
19	575740	31002061	4/23/2012	2,000.55	4/7/2012	5/6/2012	15.00	2.00	4,001.10	132,979.76	74.11%
20	575741	31014337	5/23/2012	2,015.46	4/8/2012	5/7/2012	15.00	31.00	62,479.26	130,979.21	72.99%
21	575740	31017385	5/25/2012	2,000.12	5/7/2012	6/6/2012	15.50	3.50	7,000.42	128,963.75	71.87%
22	575741	31048606	6/19/2012	2,183.89	5/8/2012	6/7/2012	15.50	27.50	60,056.98	126,963.63	70.76%
23	575740	31048820	6/25/2012	2,000.12	6/7/2012	7/6/2012	15.00	4.00	8,000.48	122,779.62	69.54%
24	575500	42839512	7/5/2012	5,633.33	7/1/2011	7/31/2011	15.50	(10.50)	(59,149.97)	117,146.29	68.42%
25	520100	42851531	8/12/2011	982.00	6/27/2011	7/31/2011	17.50	29.50	28,969.00	117,146.29	65.29%
26	575500	42866322	8/5/2011	7,583.33	8/1/2011	8/31/2011	15.50	(10.50)	(79,624.97)	116,164.29	64.74%
27	520100	42880080	9/16/2011	1,047.00	8/1/2011	8/28/2011	14.00	33.00	34,551.00	108,580.96	60.51%
28	575500	42891500	9/6/2011	7,583.33	9/1/2011	9/30/2011	15.00	(9.00)	(68,249.97)	107,533.96	59.93%
29	520100	42899713	9/30/2011	2,911.37	8/31/2011	8/31/2011	-	30.00	87,341.10	99,950.63	55.70%
30	520100	42904498	10/14/2011	975.00	8/29/2011	9/25/2011	14.00	33.00	32,175.00	97,039.26	54.08%
31	575500	42914389	10/4/2011	7,583.33	10/1/2011	10/31/2011	15.50	(11.50)	(87,208.30)	96,064.26	53.54%
32	575500	42922569	10/17/2011	3,219.25	9/1/2011	9/30/2011	15.00	32.00	103,016.00	88,480.93	49.31%
33	575660	42924244	10/14/2011	1,515.00	9/20/2011	9/20/2011	-	24.00	36,360.00	85,261.68	47.52%
34	575500	42938955	11/4/2011	7,583.33	11/1/2011	11/30/2011	15.00	(11.00)	(83,416.63)	83,746.68	46.67%
35	520100	42939725	11/11/2011	1,037.00	9/26/2011	10/30/2011	17.50	29.50	30,591.50	76,163.35	42.45%
36	520100	42955724	12/16/2011	1,004.00	10/31/2011	11/27/2011	14.00	33.00	33,132.00	75,126.35	41.87%
37	575500	42963439	12/16/2011	7,583.33	12/1/2011	12/31/2011	15.50	(9.50)	(72,041.64)	74,122.35	41.31%
38	575500	42995836	1/4/2012	7,583.33	1/1/2012	1/31/2012	15.50	(11.50)	(87,208.30)	66,539.02	37.08%
39	575500	43019797	2/2/2012	7,583.33	2/1/2012	2/29/2012	14.50	(12.50)	(94,791.63)	58,955.69	32.86%
40	520100	43020557	2/22/2012	1,724.31	1/23/2012	1/23/2012	-	30.00	51,729.30	51,372.36	28.63%
41	520100	43026699	3/14/2012	1,025.50	1/30/2012	2/26/2012	14.00	31.00	31,790.50	49,648.05	27.67%
42	575500	43040121	3/2/2012	7,583.33	3/1/2012	3/31/2012	15.50	(13.50)	(102,374.96)	48,622.55	27.10%
43	575500	43062078	4/3/2012	7,583.33	4/1/2012	4/30/2012	15.00	(12.00)	(90,999.96)	41,039.22	22.87%
44	575660	43070786	4/12/2012	1,515.00	3/23/2012	3/23/2012	-	20.00	30,300.00	33,455.89	18.64%
45	520100	43076382	5/9/2012	1,000.25	3/26/2012	4/29/2012	17.50	27.50	27,506.88	31,940.89	17.80%

Exhibits\Rate Base\2012 RC KY Lead-Lag Study (SAP Format)-Revised.xlsx\GenOfc  
W/P - 1-13

**Kentucky American Water  
Test Year Ending 06/30/2012  
Lead Lag Study**

Line No.	General Office Expense	Account	Voucher	Date	Amount	Service Period From	Service Period To	Avg Service Period	Lag (Lead)	Dollars Days	Cumulative Total	Percent to Total
46	575500	43085369		5/4/2012	5,403.33	5/1/2012	5/31/2012	15.50	(11.50)	(62,138.30)	30,940.64	17.24%
47	520100	43097229		6/13/2012	1,154.43	4/30/2012	5/27/2012	14.00	31.00	35,787.33	25,537.31	14.23%
48	575480	70001373		3/8/2012	1,049.23	1/30/2012	2/28/2012	15.00	24.00	25,181.52	24,382.88	13.59%
49	575320	70001991		3/12/2012	5,682.97	1/26/2012	2/24/2012	15.00	32.00	181,855.04	23,333.65	13.00%
50	575320	70006882		4/6/2012	5,763.80	2/24/2012	3/27/2012	16.50	26.50	152,740.70	17,650.68	9.84%
51	575320	70012280		5/10/2012	5,380.83	3/27/2012	4/27/2012	16.00	29.00	156,044.07	11,886.88	6.62%
52	575320	70016627		6/7/2012	6,506.05	4/27/2012	5/30/2012	17.00	25.00	162,651.25	6,506.05	3.63%
53												
54		Total			<u>\$179,437.60</u>					<u>\$1,707,997.30</u>		
55												
56										<u>9.52</u>		

Average Lag for General Office Expenses

Exhibits\Rate Base\2012 RC KY Lead-Lag Study (SAP Format)-Revised.xlsx\Misc W/P - 1-13

Kentucky American Water  
Test Year Ending 06/30/2012  
Lead Lag Study

Line No.	Account	Voucher	Date	Amount	Service Period From	Service Period To	Avg Service Period	Lag (Lead)	Dollars Days	Cumulative Total	Percent to Total
1	Miscellaneous										
2											
3											
4											
5											
6	575130	42842813	7/22/2011	3,527.68	6/9/2011	6/9/2011	-	43.00	151,690.24	492,096.34	100.00%
7	535000	42843854	7/11/2011	2,187.38	6/6/2011	6/11/2011	3.00	33.00	72,183.54	488,568.66	99.28%
8	575711	42843868	7/8/2011	2,668.64	5/20/2011	5/26/2011	3.50	46.50	124,091.76	486,381.28	98.84%
9	575711	42843870	7/22/2011	2,668.64	6/3/2011	6/9/2011	3.50	46.50	124,091.76	483,712.64	98.30%
10	535000	42847864	8/1/2011	2,700.00	6/1/2011	6/30/2011	15.00	47.00	126,900.00	481,044.00	97.75%
11	535000	42847864	8/1/2011	6,120.00	6/1/2011	6/30/2011	15.00	47.00	287,640.00	478,344.00	97.21%
12	535000	42847864	8/1/2011	4,560.00	6/1/2011	6/30/2011	15.00	47.00	214,320.00	472,224.00	95.96%
13	535000	42847864	8/1/2011	3,660.00	6/1/2011	6/30/2011	15.00	47.00	172,020.00	467,664.00	95.04%
14	535000	42847864	8/1/2011	2,160.00	6/1/2011	6/30/2011	15.00	47.00	101,520.00	464,004.00	94.29%
15	575711	42848184	8/8/2011	2,668.64	6/17/2011	6/23/2011	3.50	49.50	132,097.68	461,844.00	93.85%
16	575711	42851005	7/29/2011	2,668.64	6/10/2011	6/16/2011	3.50	46.50	124,091.76	459,175.36	93.31%
17	575711	42851232	8/12/2011	2,668.64	6/24/2011	6/30/2011	3.50	46.50	124,091.76	456,506.72	92.77%
18	550003	42851480	8/1/2011	6,478.94	7/1/2011	7/31/2011	15.50	16.50	106,902.51	453,838.08	92.23%
19	550003	42851480	8/1/2011	6,006.75	7/1/2011	7/31/2011	15.50	16.50	99,111.38	447,359.14	90.91%
20	535001	42853928	7/21/2011	1,897.38	6/5/2011	6/11/2011	3.50	43.50	82,536.03	441,352.39	89.69%
21	575130	42861639	8/1/2011	2,059.38	6/16/2011	6/16/2011	-	46.00	94,773.48	439,455.01	89.30%
22	575130	42861648	8/1/2011	2,543.28	6/16/2011	6/16/2011	-	46.00	116,990.88	437,395.63	88.88%
23	575790	42861799	8/1/2011	6,000.00	6/27/2011	6/27/2011	-	35.00	210,000.00	434,852.35	88.37%
24	575790	42862385	8/1/2011	4,240.00	6/23/2011	6/22/2012	183.00	(143.00)	(606,320.00)	428,852.35	87.15%
25	575711	42865175	8/19/2011	2,506.28	7/1/2011	7/7/2011	3.50	46.50	116,542.02	422,106.07	86.29%
26	575711	42865205	8/26/2011	2,668.64	7/8/2011	7/14/2011	3.50	46.50	124,091.76	422,106.07	86.29%
27	535000	42871610	8/11/2011	3,625.73	7/1/2011	7/31/2011	15.50	26.50	96,081.85	419,437.43	85.23%
28	568010	42875924	9/23/2011	15,000.00	8/10/2011	8/10/2011	-	44.00	660,000.00	415,811.70	84.50%
29	535000	42878620	8/31/2011	2,190.00	7/1/2011	7/31/2011	15.50	46.50	101,835.00	400,811.70	81.45%
30	535000	42878620	8/31/2011	8,930.00	7/1/2011	7/31/2011	15.50	46.50	415,245.00	398,621.70	81.00%
31	535000	42878620	8/31/2011	2,100.00	7/1/2011	7/31/2011	15.50	46.50	97,650.00	389,691.70	79.19%
32	535000	42882584	8/29/2011	4,185.31	8/1/2011	8/31/2011	15.50	13.50	56,501.69	387,591.70	78.76%
33	575711	42891162	9/2/2011	2,668.64	7/15/2011	7/21/2011	3.50	46.50	124,091.76	383,406.39	77.91%
34	575711	42891172	9/9/2011	2,668.64	7/22/2011	7/28/2011	3.50	46.50	124,091.76	380,737.75	77.37%
35	575711	42891177	9/16/2011	2,668.64	7/29/2011	8/4/2011	3.50	46.50	124,091.76	378,069.11	76.83%
36	575711	42891346	9/23/2011	2,668.64	8/5/2011	8/11/2011	3.50	46.50	124,091.76	375,400.47	76.29%
37	504670	42893274	9/6/2011	2,970.00	8/16/2011	8/17/2011	1.00	21.00	62,370.00	372,731.83	75.74%
38	535000	42898855	9/21/2011	6,353.00	9/1/2011	8/31/2012	183.00	(162.00)	(1,029,186.00)	369,761.83	75.14%
39	575490	42898892	9/13/2011	2,404.01	7/28/2011	7/28/2011	-	47.00	112,988.47	363,408.83	73.85%
40	575711	42898893	10/3/2011	2,668.64	8/12/2011	8/18/2011	3.50	49.50	132,097.68	361,004.82	73.36%
41	575711	42898901	10/7/2011	2,668.64	8/19/2011	8/25/2011	3.50	46.50	124,091.76	358,336.18	72.82%
42	535000	42902107	10/6/2011	2,550.00	8/1/2011	8/31/2011	15.50	51.50	131,325.00	355,667.54	72.28%
43	575790	42905685	9/22/2011	4,240.00	9/10/2011	6/6/2012	135.50	(122.50)	(519,400.00)	353,117.54	71.76%
44	575711	42912994	10/14/2011	2,668.64	8/26/2011	9/1/2011	3.50	46.50	124,091.76	348,877.54	70.90%
45	575711	42913022	10/21/2011	2,506.28	9/2/2011	9/8/2011	3.50	46.50	116,542.02	346,208.90	70.35%
46	535000	42913195	9/30/2011	3,399.95	9/1/2011	9/30/2011	15.00	15.00	50,999.25	343,702.62	69.84%
47	535000	42919234	10/21/2011	4,000.00	9/20/2011	9/20/2011	6.50	37.50	150,000.00	340,302.67	69.15%
48	575711	42919238	10/28/2011	2,668.64	9/9/2011	9/15/2011	3.50	46.50	124,091.76	336,302.67	68.34%
49	575711	42919331	11/4/2011	2,668.64	9/16/2011	9/22/2011	3.50	46.50	124,091.76	333,634.03	67.80%
50	575130	42919558	10/10/2011	1,970.72	9/2/2011	9/2/2011	-	38.00	74,887.36	330,965.39	67.26%
51	575490	42919562	10/10/2011	2,434.55	8/17/2011	8/17/2011	-	54.00	131,465.70	328,994.67	66.86%
52	535000	42922587	10/28/2011	15,800.00	9/1/2011	9/30/2011	15.00	43.00	679,400.00	326,560.12	66.36%
53	535000	42922587	10/28/2011	2,580.00	9/1/2011	9/30/2011	15.00	43.00	110,940.00	310,760.12	63.15%

W/P - 1-13 Exhibits\Rate Base\2012 RC KY Lead-Lag Study (SAP Format)-Revised.xlsx\Misc

Kentucky American Water  
 Test Year Ending 06/30/2012  
 Lead Lag Study

Line No.	Account	Voucher	Date	Amount	Service Period From	Service Period To	Avg Service Period	Lag (Lead)	Dollars Days	Cumulative Total	Percent to Total
1	Miscellaneous										
2											
3											
4											
5											
54	535000	42922587	10/28/2011	2,565.00	9/1/2011	9/30/2011	15.00	43.00	110,295.00	308,180.12	62.63%
55	575500	42922587	10/28/2011	2,175.00	9/1/2011	9/30/2011	15.00	43.00	93,525.00	305,615.12	62.10%
56	535000	42927562	10/31/2011	4,835.00	9/1/2011	9/30/2011	15.00	46.00	222,410.00	303,440.12	61.66%
57	575030	42931235	11/14/2011	1,964.00	9/24/2011	9/28/2011	2.50	49.50	97,218.00	298,605.12	60.68%
58	535000	42933635	10/28/2011	2,919.76	10/1/2011	10/31/2011	15.50	12.50	36,497.00	296,641.12	60.28%
59	575715	42939219	11/28/2011	3,241.64	12/1/2011	11/30/2012	183.00	(185.00)	(599,703.40)	293,721.36	59.69%
60	575711	42945791	11/11/2011	2,668.64	9/23/2011	9/29/2011	3.50	46.50	124,091.76	290,479.72	59.03%
61	575711	42945799	11/18/2011	2,668.64	9/30/2011	10/6/2011	3.50	46.50	124,091.76	287,811.08	58.49%
62	575711	42945803	11/23/2011	2,668.64	10/7/2011	10/13/2011	3.50	44.50	118,754.48	285,142.44	57.94%
63	535000	42952207	12/1/2011	6,795.00	10/1/2011	10/31/2011	15.50	46.50	315,967.50	282,473.80	57.40%
64	535000	42952207	12/1/2011	1,860.00	10/1/2011	10/31/2011	15.50	46.50	86,490.00	275,678.80	56.02%
65	575711	42952833	12/2/2011	2,668.64	10/14/2011	10/20/2011	3.50	46.50	124,091.76	273,818.80	55.64%
66	575711	42952835	12/9/2011	2,668.64	10/21/2011	10/27/2011	3.50	46.50	124,091.76	271,150.16	55.10%
67	575545	42955615	11/22/2011	6,233.85	10/4/2011	10/4/2011	-	49.00	305,458.65	268,481.52	54.56%
68	535000	42960373	11/30/2011	2,030.35	11/1/2011	11/30/2011	15.00	15.00	30,455.25	262,247.67	53.29%
69	533000	42970953	12/21/2011	20,590.18	10/17/2011	11/16/2011	15.50	50.50	1,039,804.09	260,217.32	52.88%
70	575711	42974141	12/16/2011	2,668.64	10/28/2011	11/3/2011	3.50	46.50	124,091.76	239,627.14	48.70%
71	575711	42974191	12/23/2011	2,682.17	11/4/2011	11/10/2011	3.50	46.50	124,720.91	236,958.50	48.15%
72	575711	42974218	1/3/2012	2,668.64	11/11/2011	11/17/2011	3.50	50.50	134,766.32	234,276.33	47.61%
73	575545	42977464	12/23/2011	2,786.90	11/23/2011	11/23/2011	-	30.00	83,607.00	231,607.69	47.07%
74	575545	42977468	12/23/2011	3,411.03	11/23/2011	11/23/2011	-	30.00	102,330.90	228,820.79	46.50%
75	575545	42977471	12/30/2011	1,924.00	11/30/2011	11/30/2011	-	30.00	57,720.00	225,409.76	45.81%
76	575545	42977473	12/30/2011	2,330.00	11/30/2011	11/30/2011	-	30.00	69,900.00	223,485.76	45.42%
77	535000	42978299	1/3/2012	5,310.00	11/1/2011	11/30/2011	15.00	49.00	260,190.00	221,155.76	44.94%
78	535000	42978299	1/3/2012	3,420.00	11/1/2011	11/30/2011	15.00	49.00	167,580.00	215,845.76	43.86%
79	568010	42980689	12/28/2011	2,120.97	11/28/2011	11/28/2011	-	30.00	63,629.10	212,425.76	43.17%
80	575130	42980693	12/28/2011	3,083.42	11/28/2011	11/28/2011	-	30.00	92,502.60	210,304.79	42.74%
81	575545	42980723	12/21/2011	13,717.40	11/11/2011	11/11/2011	-	40.00	548,696.00	207,221.37	42.11%
82	575545	42980723	12/21/2011	3,919.26	11/11/2011	11/11/2011	-	40.00	156,770.40	193,503.97	39.32%
83	575545	42980723	12/21/2011	1,959.63	11/11/2011	11/11/2011	-	40.00	78,385.20	189,584.71	38.53%
84	575242	42984032	12/22/2011	6,385.30	1/1/2012	12/31/2012	183.00	(192.00)	(1,225,977.60)	187,625.08	38.13%
85	575220	42985422	12/28/2011	4,730.46	12/12/2011	12/12/2011	-	16.00	75,687.36	181,239.78	36.83%
86	535000	42991398	1/3/2012	3,764.66	12/1/2011	12/31/2011	15.50	18.50	69,646.21	176,509.32	35.87%
87	575711	42992103	1/6/2012	2,506.28	11/18/2011	11/24/2011	3.50	46.50	116,542.02	172,744.66	35.10%
88	575711	42992107	1/13/2012	2,506.28	11/25/2011	12/1/2011	3.50	46.50	116,542.02	170,238.38	34.59%
89	575711	42992113	1/20/2012	2,668.64	12/2/2011	12/8/2011	3.50	46.50	124,091.76	167,732.10	34.09%
90	550003	42993582	1/3/2012	3,785.83	12/1/2011	12/31/2011	15.50	18.50	70,037.86	165,063.46	33.54%
91	575000	42995415	1/3/2012	2,606.44	1/1/2012	12/31/2012	183.00	(180.00)	(469,159.20)	161,277.63	32.77%
92	575711	43002119	1/27/2012	2,668.64	12/9/2011	12/15/2011	3.50	46.50	124,091.76	158,671.19	32.24%
93	575711	43002135	2/3/2012	2,668.64	12/16/2011	12/22/2011	3.50	46.50	124,091.76	156,002.55	31.70%
94	535000	43008144	2/1/2012	2,340.00	12/1/2011	12/31/2011	15.50	47.50	111,150.00	153,333.91	31.16%
95	535000	43008144	2/1/2012	5,370.00	12/1/2011	12/31/2011	15.50	47.50	255,075.00	150,993.91	30.68%
96	575711	43009523	2/10/2012	2,343.92	12/23/2011	12/29/2011	3.50	46.50	108,992.28	145,623.91	29.59%
97	550003	43009584	1/31/2012	3,322.26	1/1/2012	1/31/2012	15.50	15.50	51,495.03	143,279.99	29.12%
98	535001	43020544	2/24/2012	2,526.50	12/26/2011	12/31/2011	3.00	58.00	146,537.00	139,957.73	28.44%
99	575711	43025442	2/17/2012	2,506.28	12/30/2011	1/5/2012	3.50	46.50	116,542.02	137,431.23	27.93%
100	535000	43026653	3/2/2012	5,580.00	1/1/2012	1/31/2012	15.50	46.50	259,470.00	134,924.95	27.42%
101	535000	43026653	3/2/2012	2,040.00	1/1/2012	1/31/2012	15.50	46.50	94,860.00	129,344.95	26.28%

Exhibits\Rate Base\2012 RC KY Lead-Lag Study (SAP Format)-Revised.xlsx\Misc W/P - 1-13

Kentucky American Water  
Test Year Ending 06/30/2012  
Lead Lag Study

Line No.	Account	Voucher	Date	Amount	Service Period From	Service Period To	Avg Service Period	Lag (Lead)	Dollars Days	Cumulative Total	Percent to Total	
1	Miscellaneous											
2												
3												
4												
5												
102	535000	43029643	3/2/2012	3,242.77	2/2/2012	2/2/2012	-	29.00	94,040.33	127,304.95	25.87%	
103	550003	43030181	3/2/2012	2,207.22	2/1/2012	2/29/2012	14.50	16.50	36,419.13	124,062.18	25.21%	
104	550003	43030181	3/2/2012	2,817.43	2/1/2012	2/29/2012	14.50	16.50	46,487.60	121,854.96	24.76%	
105	550003	43030181	3/2/2012	2,800.50	2/1/2012	2/29/2012	14.50	16.50	46,208.25	119,037.53	24.19%	
106	535000	43034822	2/28/2012	5,897.59	2/1/2012	2/28/2012	14.00	14.00	82,566.26	116,237.03	23.62%	
107	575000	43035467	3/22/2012	2,265.75	2/17/2012	2/17/2012	-	34.00	77,035.50	110,339.44	22.42%	
108	575000	43038617	3/14/2012	4,200.00	2/13/2012	2/13/2012	-	30.00	126,000.00	108,073.69	21.96%	
109	535000	43048623	3/30/2012	2,415.00	2/1/2012	2/29/2012	14.50	44.50	107,467.50	103,873.69	21.11%	
110	520100	43054370	3/21/2012	3,029.93	2/24/2012	2/24/2012	-	26.00	78,778.18	101,458.69	20.62%	
111	535000	43059906	3/29/2012	11,977.61	3/1/2012	3/31/2012	15.50	13.50	161,697.74	98,428.76	20.00%	
112	575000	43060404	4/6/2012	2,500.00	3/7/2012	3/7/2012	-	30.00	75,000.00	86,451.15	17.57%	
113	520100	43065349	4/5/2012	3,062.72	4/1/2012	3/31/2013	182.50	(177.50)	(543,632.80)	83,951.15	17.06%	
114	535000	43070796	4/27/2012	5,490.00	3/1/2012	3/31/2012	15.50	42.50	233,325.00	80,888.43	16.44%	
115	550003	43077046	5/1/2012	2,395.23	4/1/2012	4/30/2012	15.00	16.00	38,323.68	75,398.43	15.32%	
116	550003	43077046	5/1/2012	2,420.72	4/1/2012	4/30/2012	15.00	16.00	38,731.52	73,003.20	14.84%	
117	575120	43079582	4/25/2012	4,993.16	3/19/2012	3/19/2012	-	37.00	184,746.92	70,582.48	14.34%	
118	520100	43079606	5/18/2012	2,668.64	3/30/2012	4/5/2012	3.50	46.50	124,091.76	65,589.32	13.33%	
119	575711	43087980	5/25/2012	2,506.28	4/6/2012	4/12/2012	3.50	46.50	116,542.02	62,920.68	12.79%	
120	575120	43087984	5/18/2012	3,666.56	4/1/2012	4/30/2012	15.00	33.00	120,996.48	60,414.40	12.28%	
121	550003	43094647	5/31/2012	2,323.49	5/1/2012	5/31/2012	15.50	15.50	36,014.10	56,747.84	11.53%	
122	550003	43094647	5/31/2012	2,200.61	5/1/2012	5/31/2012	15.50	15.50	34,109.46	54,424.35	11.06%	
123	535000	43095945	5/23/2012	4,056.38	4/1/2012	4/30/2012	15.00	38.00	154,142.44	52,223.74	10.61%	
124	535000	43104307	6/4/2012	7,038.74	5/1/2012	5/31/2012	15.50	19.50	137,255.43	48,167.36	9.79%	
125	533000	43109264	6/8/2012	9,178.33	4/10/2012	4/30/2012	10.50	49.50	454,327.34	41,128.62	8.36%	
126	535000	43114119	6/13/2012	10,185.00	5/8/2012	5/8/2012	-	36.00	366,660.00	31,950.29	6.49%	
127	550003	43114591	7/2/2012	2,745.52	6/1/2012	6/30/2012	15.00	17.00	46,673.84	21,765.29	4.42%	
128	550003	43114591	7/2/2012	5,724.84	6/1/2012	6/30/2012	15.00	17.00	97,322.28	19,019.77	3.87%	
129	550003	43114591	7/2/2012	2,406.56	6/1/2012	6/30/2012	15.00	17.00	40,911.52	13,294.93	2.70%	
130	550003	43114591	7/2/2012	2,174.90	6/1/2012	6/30/2012	15.00	17.00	36,973.30	10,888.37	2.21%	
131	550003	43114591	7/2/2012	2,053.47	6/1/2012	6/30/2012	15.00	17.00	34,908.99	8,713.47	1.77%	
132	504670	43119282	7/13/2012	2,160.00	5/29/2012	5/29/2012	-	45.00	97,200.00	6,660.00	1.35%	
133	575000	43123288	7/13/2012	4,500.00	6/14/2012	6/14/2012	-	29.00	130,500.00	4,500.00	0.91%	
134												
135												
136												
137												
138												
				<u>\$492,096.34</u>								<u>\$12,323,769.51</u>
				Average Lag for Miscellaneous Expenses							<u>25.04</u>	

W/P - 1-13  
Exhibits\Rate Base\2012 RC KY Lead-Lag Study (SAP Format)-Revised.xlsx\Mntnce

**Kentucky American Water**  
**Test Year Ending 06/30/2012**  
**Lead Lag Study**

Line No.	Account	Voucher	Date	Amount	Service Period From	Service Period To	Avg Service Period	Lag (Lead)	Dollars Days	Cumulative Total	Percent to Total
1	Maintenance										
2											
3											
4											
5											
6	620000	42842786	7/18/2011	3,591.42	6/22/2011	6/22/2011	-	26.00	93,376.92	277,754.29	100.00%
7	620000	42842986	7/7/2011	1,938.50	6/10/2011	6/10/2011	-	27.00	52,339.50	274,162.87	98.71%
8	620000	42842989	7/8/2011	8,008.02	6/6/2011	6/8/2011	1.50	31.50	252,252.63	272,224.37	98.01%
9	620000	42844788	7/29/2011	3,618.55	6/29/2011	6/29/2011	-	30.00	108,556.50	264,216.35	95.13%
10	620000	42851619	7/25/2011	2,570.57	6/23/2011	6/23/2011	-	32.00	82,258.24	260,597.80	93.82%
11	620000	42861491	8/5/2011	1,962.69	7/6/2011	7/6/2011	-	30.00	58,880.70	258,027.23	92.90%
12	620000	42872806	8/18/2011	2,128.61	7/19/2011	7/19/2011	-	30.00	63,858.30	256,064.54	92.19%
13	675650	42896511	9/21/2011	6,045.80	8/12/2011	8/19/2011	4.00	37.00	223,694.60	253,935.93	91.42%
14	620000	42898858	9/23/2011	6,871.87	8/25/2011	8/25/2011	-	29.00	199,284.23	247,890.13	89.25%
15	620000	42903730	9/20/2011	2,651.11	8/15/2011	8/20/2011	3.00	34.00	90,137.74	241,018.26	86.77%
16	620000	42907077	10/7/2011	2,222.60	9/8/2011	9/8/2011	-	29.00	64,455.40	238,367.15	85.82%
17	620000	42909540	10/3/2011	2,007.42	8/29/2011	9/2/2011	2.50	33.50	67,248.57	236,144.55	85.02%
18	675650	42909672	9/29/2011	5,615.60	8/24/2011	8/26/2011	1.50	35.50	199,353.80	234,137.13	84.30%
19	675650	42912984	10/14/2011	2,028.30	9/12/2011	9/14/2011	1.50	31.50	63,891.45	228,521.53	82.27%
20	620000	42919248	10/17/2011	4,149.33	9/21/2011	9/21/2011	-	26.00	107,882.58	226,493.23	81.54%
21	675000	42921815	10/12/2011	5,524.20	9/12/2011	9/12/2011	-	30.00	165,726.00	222,343.90	80.05%
22	620000	42930210	11/3/2011	6,513.08	10/4/2011	10/4/2011	-	30.00	195,392.40	216,819.70	78.06%
23	675000	42931212	10/26/2011	1,971.60	9/26/2011	9/26/2011	-	30.00	59,148.00	210,306.62	75.72%
24	620000	42938024	11/7/2011	3,087.03	10/13/2011	10/13/2011	-	25.00	77,175.75	208,335.02	75.01%
25	620000	42938497	11/4/2011	2,556.48	9/28/2011	10/4/2011	3.50	34.50	88,198.56	205,247.99	73.90%
26	620000	42945809	11/16/2011	2,405.44	10/17/2011	10/17/2011	-	30.00	72,163.20	202,691.51	72.98%
27	620000	42946007	11/17/2011	4,600.00	10/18/2011	10/18/2011	-	30.00	138,000.00	200,286.07	72.11%
28	675650	42946030	11/18/2011	2,221.80	10/7/2011	10/15/2011	4.50	38.50	85,539.30	195,686.07	70.45%
29	620000	42946053	11/23/2011	1,959.52	10/13/2011	10/19/2011	3.50	38.50	75,441.52	193,464.27	69.65%
30	620000	42946053	11/23/2011	2,400.00	10/13/2011	10/19/2011	3.50	38.50	92,400.00	191,504.75	68.95%
31	620000	42963706	12/15/2011	3,975.00	11/15/2011	11/15/2011	-	30.00	119,250.00	189,104.75	68.08%
32	620000	42963728	12/16/2011	2,900.46	11/21/2011	11/21/2011	-	25.00	72,511.50	185,129.75	66.65%
33	675000	42971037	12/9/2011	7,803.00	11/1/2011	11/30/2011	15.00	24.00	187,272.00	182,229.29	65.61%
34	620000	42978340	12/30/2011	2,581.87	11/30/2011	11/30/2011	-	30.00	77,456.10	174,426.29	62.80%
35	620000	42984677	1/3/2012	26,501.01	12/9/2011	12/9/2011	-	25.00	662,525.25	171,844.42	61.87%
36	620000	42995355	1/13/2012	2,406.31	12/19/2011	12/19/2011	-	25.00	60,157.75	145,343.41	52.33%
37	620000	42996885	1/12/2012	6,437.59	12/13/2011	12/13/2011	-	30.00	193,127.70	142,937.10	51.46%
38	675000	42996902	1/6/2012	2,342.00	12/9/2011	12/9/2011	-	28.00	65,576.00	136,499.51	49.14%
39	620000	42996906	1/12/2012	1,949.91	12/13/2011	12/13/2011	-	30.00	58,497.30	134,157.51	48.30%
40	620000	42996924	1/11/2012	5,536.24	12/12/2011	12/12/2011	-	30.00	166,087.20	132,207.60	47.60%
41	620000	42996934	1/20/2012	3,196.00	12/21/2011	12/21/2011	-	30.00	95,880.00	126,671.36	45.61%
42	620000	42996938	1/13/2012	3,265.32	12/16/2011	12/16/2011	-	28.00	91,428.96	123,475.36	44.45%
43	620000	43003416	1/26/2012	10,881.61	12/27/2011	12/27/2011	-	30.00	326,448.30	120,210.04	43.28%
44	675650	43005035	1/20/2012	3,680.60	12/13/2011	12/20/2011	4.00	35.00	128,821.00	109,328.43	39.36%
45	620000	43018680	1/31/2012	2,540.00	12/31/2011	12/31/2011	-	31.00	78,740.00	105,647.83	38.04%

W/P - 1-13  
Exhibits\Rate Base\2012 RC KY Lead-Lag Study (SAP Format)-Revised.xlsx\Mntnce

**Kentucky American Water  
Test Year Ending 06/30/2012  
Lead Lag Study**

Line No.	Account	Voucher	Date	Amount	Service Period From	Service Period To	Avg Service Period	Lag (Lead)	Dollars Days	Cumulative Total	Percent to Total
1	Maintenance										
2											
3											
4											
5											
46	675000	43026621	2/20/2012	2,934.42	1/20/2012	1/20/2012	-	31.00	90,967.02	103,107.83	37.12%
47	675650	43026638	2/29/2012	5,662.40	1/24/2012	1/28/2012	2.50	34.50	195,352.80	100,173.41	36.07%
48	620000	43029649	3/1/2012	2,207.08	1/31/2012	1/31/2012	-	30.00	66,212.40	94,511.01	34.03%
49	620000	43035349	3/9/2012	3,019.44	2/8/2012	2/8/2012	-	30.00	90,583.20	92,303.93	33.23%
50	620000	43035368	3/5/2012	2,670.41	2/9/2012	2/9/2012	-	25.00	66,760.25	89,284.49	32.15%
51	675650	43046253	3/26/2012	5,024.80	2/20/2012	2/23/2012	2.00	34.00	170,843.20	86,614.08	31.18%
52	620000	43048608	3/29/2012	4,229.78	2/28/2012	2/28/2012	-	30.00	126,893.40	81,589.28	29.37%
53	620000	43051804	4/4/2012	1,980.24	3/5/2012	3/5/2012	-	30.00	59,407.20	77,359.50	27.85%
54	620000	43066292	4/18/2012	2,183.54	3/19/2012	3/19/2012	-	30.00	65,506.20	75,379.26	27.14%
55	635000	43070791	5/4/2012	2,583.33	4/1/2012	4/30/2012	15.00	19.00	49,083.27	73,195.72	26.35%
56	620000	43075732	5/8/2012	4,202.88	4/13/2012	4/13/2012	-	25.00	105,072.00	70,612.39	25.42%
57	620000	43080986	5/18/2012	2,772.92	4/18/2012	4/18/2012	-	30.00	83,187.60	66,409.51	23.91%
58	675650	43084423	5/17/2012	5,309.40	4/4/2012	4/13/2012	5.00	39.00	207,066.60	63,636.59	22.91%
59	635000	43093706	5/31/2012	2,583.33	5/1/2012	5/31/2012	15.50	15.50	40,041.62	58,327.19	21.00%
60	620000	43096257	5/30/2012	5,765.47	4/30/2012	4/30/2012	-	30.00	172,964.10	55,743.86	20.07%
61	620000	43096326	5/29/2012	3,890.20	5/3/2012	5/3/2012	-	26.00	101,145.20	49,978.39	17.99%
62	675650	43109210	6/11/2012	7,807.30	4/27/2012	5/9/2012	6.50	39.50	308,388.35	46,088.19	16.59%
63	675650	43109212	6/13/2012	5,116.90	5/10/2012	5/14/2012	2.50	32.50	166,299.25	38,280.89	13.78%
64	620000	43109283	6/7/2012	1,926.94	5/8/2012	5/8/2012	-	30.00	57,808.20	33,163.99	11.94%
65	620000	43109283	6/7/2012	3,943.88	5/8/2012	5/8/2012	-	30.00	118,316.40	31,237.05	11.25%
66	620000	43109298	6/12/2012	2,200.72	5/18/2012	5/18/2012	-	25.00	55,018.00	27,293.17	9.83%
67	620000	43109300	6/12/2012	7,206.77	5/18/2012	5/18/2012	-	25.00	180,169.25	25,092.45	9.03%
68	620000	43109345	6/8/2012	8,530.01	5/11/2012	5/11/2012	-	28.00	238,840.28	17,885.68	6.44%
69	675650	43111931	6/22/2012	3,943.20	5/23/2012	5/23/2012	-	30.00	118,296.00	9,355.67	3.37%
70	620000	43114836	6/25/2012	2,829.14	5/29/2012	5/29/2012	-	27.00	76,386.78	5,412.47	1.95%
71	635000	43126974	6/29/2012	2,583.33	6/1/2012	6/30/2012	15.00	14.00	36,166.62	2,583.33	0.93%
72											
73											
74											
75											
				<b>Total</b>						<b>58,207,210.14</b>	
											<b>29.55</b>

Average Lag for Maintenance

W/P - 1-13  
 Exhibits\Rate Base\[2012 RC KY Lead-Lag Study (SAP Format)-Revised.xlsx]PropTax

**Kentucky American Water  
 Test Year Ending 06/30/2012  
 Lead Lag Study**

Line NO.	PROPERTY TAX	Payment Date	From	Through	Avg Service Period	Lag (Lead)	Annual Payment
1		12/31/2011	1/1/2011	12/31/2011	182.00	182.0	100%
2							
3							
4							
5							
6							
7							
8							
9							
10							
11							
12							
13							
14							
Average Lag for Property Tax							182.00



**Kentucky American Water  
 Test Year Ending 06/30/2012  
 Lead Lag Study**

Line No.	Account	Voucher	Date	Amount	Service Period From	To	Avg Service Period	Lag/ Lead	Dollars Dollar Days	Cumulative Total	Percent to Total	
1	UTILITY TAX											
4	165300	42831910	6/27/2011	113,257.26	7/1/2011	6/30/2012	183.00	(186.00)	(21,065,850.36)	113,257.26	100.00%	
5												
6												
5				<u>113,257.26</u>					<u>(21,065,850.36)</u>			
6									<u>(186.00)</u>			
7												

Average Lag for Utility Tax

Exhibits\Rate Base\2012 RC KY Lead-Lag Study (SAP Format)-Revised.xlsx\Payroll Taxes  
 W/P - 1-13

**Kentucky American Water**  
**Test Year Ending 06/30/2012**  
**Lead Lag Study**

Line NO.		<u>Service Period Lag</u>	<u>Payment Lag</u>	<u>Total Lag</u>	<u>Taxes</u>	<u>Ratio</u>	<u>Adjusted Lag</u>
1	PAYROLL TAXES						
2							
3							
4	All company employees are paid for a two week period						
5							
6	Pay date is five days following the end of the payroll period						
7							
8							
9							
10	685320 FUTA	LAG 14/2 =	5 Days	12	8,974	1.6%	0.19
11	685325 FICA	LAG 14/2 =	5 Days	12	531,124	95.5%	11.46
12	685350 SUTA	LAG 14/2 =	5 Days	12	16,108	2.9%	0.35
13							
14							
15	Total Payroll Taxes				556,206	100.0%	12.00



**Kentucky American Water**  
**Test Year Ending 06/30/2012**  
**Lead Lag Study**

Line No.	Account	Payment Date	Amount	From	Thru	Avg Service Period	Lag (Lead)	Dollars Days	Cumulative Total	Percent to Total
1	Long-Term Debt									
2										
3										
4										
5										
6	810400	8/1/2011	268,125.00	2/1/2011	7/31/2011	90.00	91.00	24,399,375.00	11,236,090.56	100.00%
7	810400	9/1/2011	95,287.50	6/1/2011	8/31/2011	45.50	46.50	4,430,868.75	10,967,965.56	97.61%
8	810400	9/1/2011	731,250.00	3/1/2011	8/31/2011	91.50	92.50	67,640,625.00	10,872,678.06	96.77%
9	810400	10/17/2011	1,549,355.00	4/16/2011	10/15/2011	91.00	93.00	144,090,015.00	10,141,428.06	90.26%
10	810400	12/1/2011	95,287.50	9/1/2011	11/30/2011	45.00	46.00	4,383,225.00	8,592,073.06	76.47%
11	810100	12/1/2011	243,600.00	6/1/2011	11/30/2011	91.00	92.00	22,411,200.00	8,496,785.56	75.62%
12	810100	12/1/2011	314,550.00	6/1/2011	11/30/2011	91.00	92.00	28,938,600.00	8,253,185.56	73.45%
13	810100	12/1/2011	698,750.00	6/1/2011	11/30/2011	91.00	92.00	64,285,000.00	7,938,635.56	70.65%
14	810100	12/1/2011	1,418,437.50	6/1/2011	11/30/2011	91.00	92.00	130,496,250.00	7,239,885.56	64.43%
15	810400	2/1/2012	268,125.00	8/1/2011	1/31/2012	91.50	92.50	24,801,562.50	5,821,448.06	51.81%
16	810100	3/1/2012	95,287.50	12/1/2011	2/29/2012	45.00	46.00	4,383,225.00	5,553,323.06	49.42%
17	810100	3/1/2012	731,250.00	9/1/2011	2/29/2012	90.50	91.50	66,909,375.00	5,458,035.56	48.58%
18	810100	4/16/2012	406,805.56	11/1/2011	4/30/2012	90.50	76.50	31,120,625.34	4,726,785.56	42.07%
19	810100	4/16/2012	1,549,355.00	10/16/2011	4/15/2012	91.00	92.00	142,540,660.00	4,319,980.00	38.45%
20	810400	6/1/2012	95,287.50	3/1/2012	5/31/2012	45.50	46.50	4,430,868.75	2,770,625.00	24.66%
21	810400	6/1/2012	243,600.00	12/1/2011	5/31/2012	91.00	92.00	22,411,200.00	2,675,337.50	23.81%
22	810400	6/1/2012	314,550.00	12/1/2011	5/31/2012	91.00	92.00	28,938,600.00	2,431,737.50	21.64%
23	810400	6/1/2012	1,418,437.50	12/1/2011	5/31/2012	91.00	92.00	130,496,250.00	2,117,187.50	18.84%
24	810400	6/1/2012	698,750.00	12/1/2011	5/31/2012	91.00	92.00	64,285,000.00	698,750.00	6.22%
25										
26										
27			<u>11,236,090.56</u>						<u>1,011,392,525.34</u>	
28										
29										

Average Lag for Long-Term Debt

90.01



**Kentucky American Water**  
**Test Year Ending 06/30/2012**  
**Lead Lag Study**

Line No.	Account	Payment Date	Amount	From	Thru	Avg Service Period	Lag (Lead)	Dollars Days	Cumulative Total	Percent to Total
1	Preferred Stock									
2										
3										
4										
5										
6	860100	7/1/2011	5,589.00	4/1/2011	6/30/2011	45.50	46.50	259,888.50	77,626.00	100.00%
7	860100	7/1/2011	6,682.50	4/1/2011	6/30/2011	45.50	46.50	310,736.25	72,037.00	92.80%
8	860100	7/1/2011	7,135.00	4/1/2011	6/30/2011	45.50	46.50	331,777.50	65,354.50	84.19%
9	860100	10/3/2011	5,589.00	7/1/2011	9/30/2011	46.00	49.00	273,861.00	58,219.50	75.00%
10	860100	10/3/2011	6,682.50	7/1/2011	9/30/2011	46.00	49.00	327,442.50	52,630.50	67.80%
11	860100	10/3/2011	7,135.00	7/1/2011	9/30/2011	46.00	49.00	349,615.00	45,948.00	59.19%
12	860100	1/2/2012	5,589.00	10/1/2011	12/31/2011	46.00	48.00	268,272.00	38,813.00	50.00%
13	860100	1/2/2012	6,682.50	10/1/2011	12/31/2011	46.00	48.00	320,760.00	33,224.00	42.80%
14	860100	1/2/2012	7,135.00	10/1/2011	12/31/2011	46.00	48.00	342,480.00	26,541.50	34.19%
15	860100	4/2/2012	5,589.00	1/1/2012	3/31/2012	45.50	47.50	265,477.50	19,406.50	25.00%
16	860100	4/2/2012	6,682.50	1/1/2012	3/31/2012	45.50	47.50	317,418.75	13,817.50	17.80%
17	860100	4/2/2012	7,135.00	1/1/2012	3/31/2012	45.50	47.50	338,912.50	7,135.00	9.19%
18										
19										
20			<u>77,626.00</u>					<u>3,706,641.50</u>		
21										
22								<u>47.75</u>		

Average Lag for Preferred Stock

W/P - 1-13

Exhibits\Rate Base\[KY Service & Billing Ending 063012.xlsx]Summary

<b>Period</b>	<b>Total Bills</b>	<b>Service Lag</b>	<b>Billing Lag</b>
Jul-Oct 2011	517,153	7,841,778.00	2,553,433.00
Nov-Feb 2012	506,085	7,732,147.50	2,471,552.00
Mar-Jun 2012	503,379	7,767,696.50	2,195,342.00
	1,526,617	23,341,622.00	7,220,327.00

Average Service Lag 15.29  
Average Billing Lag 4.73

W/P - 1-13

Exhibits\Rate Base\[KY Service & Billing Ending 063012.xlsx]201107 - 201110 pivot

Revenue month	Previous Read date	Current Read date	Values		
			Sum of Service Days	Sum of Billing Days	Count of Service Days2
201107	4/19/2011	6/24/2011	34	31	1
	4/26/2011	6/22/2011	29	33	1
	4/28/2011	6/29/2011	32	6	1
	4/29/2011	6/30/2011	63	12	2
	4/30/2011	6/30/2011	62	12	2
	5/1/2011	6/30/2011	31	19	1
	5/2/2011	7/1/2011	92	18	3
	5/3/2011	7/5/2011	32	3	1
	5/5/2011	6/2/2011	15	40	1
		7/7/2011	32	5	1
	5/6/2011	7/8/2011	64	10	2
		7/15/2011	36	6	1
	5/9/2011	6/8/2011	16	28	1
		7/8/2011	31	6	1
		7/9/2011	31	5	1
	5/10/2011	6/9/2011	31	54	2
		6/29/2011	26	7	1
		7/11/2011	32	3	1
	5/11/2011	6/10/2011	16	26	1
		6/28/2011	49	25	2
		7/12/2011	32	3	1
		7/13/2011	32	5	1
	5/12/2011	7/13/2011	32	5	1
	5/13/2011	7/14/2011	32	5	1
	5/16/2011	7/8/2011	27	10	1
	5/17/2011	6/17/2011	16	20	1
		7/14/2011	30	5	1
		7/15/2011	30	6	1
		7/18/2011	95	9	3
	5/18/2011	6/17/2011	171	219	11
		7/14/2011	116	40	4
		7/19/2011	158	27	5
	5/19/2011	6/20/2011	17	17	1
		6/24/2011	37	62	2
		6/28/2011	21	3	1
		7/20/2011	158	25	5
	5/20/2011	6/21/2011	330	328	20
		6/29/2011	267	26	13
		7/5/2011	24	7	1
	5/23/2011	6/30/2011	39	12	2
		7/1/2011	20	13	1
		7/5/2011	22	23	1
		7/22/2011	31	5	1
	5/24/2011	6/23/2011	16	14	1
		6/28/2011	18	3	1
		7/9/2011	24	5	1
		7/25/2011	32	3	1
	5/25/2011	6/27/2011	51	31	3
		6/28/2011	53	27	3
		6/29/2011	270	123	15
		6/30/2011	56	20	3
		7/1/2011	38	12	2
		7/6/2011	22	6	1
		7/26/2011	32	3	1
	5/26/2011	6/2/2011	4	33	1
		6/6/2011	6	25	1
		6/7/2011	26	96	4
		6/8/2011	21	69	3
		6/14/2011	20	38	2
		6/15/2011	84	160	8
		6/16/2011	33	57	3
		6/17/2011	12	14	1
		6/20/2011	78	85	6
		6/21/2011	14	14	1
		6/22/2011	14	9	1
		6/24/2011	15	28	1
		6/27/2011	17	11	1
		6/28/2011	112,387	24,805	6,611
		6/29/2011	368	86	21
		6/30/2011	702	210	39
		7/1/2011	19	5	1
		7/5/2011	62	6	3
		7/6/2011	21	5	1
		7/19/2011	28	3	1
	5/27/2011	6/8/2011	1,898	7,884	292
		6/9/2011	1,610	5,980	230
		6/10/2011	893	2,975	119
		6/11/2011	8	24	1
		6/13/2011	1,746	4,276	194
		6/14/2011	2,271	5,035	239
		6/15/2011	260	520	26
		6/16/2011	3,045	5,521	290
		6/17/2011	1,309	2,142	119
		6/18/2011	35	51	3
		6/20/2011	2,825	3,390	226
		6/21/2011	1,209	1,304	93
		6/22/2011	203	204	15
		6/23/2011	14	8	1
		6/27/2011	16	23	1
		6/28/2011	165	38	10
		6/29/2011	40,256	14,303	2,368
		6/30/2011	88	19	5
		7/1/2011	108	28	6
		7/5/2011	300	41	15
		7/6/2011	21	5	1
		7/11/2011	23	3	1
		7/14/2011	25	6	1



W/P - 1-13

Exhibits\Rate Base\KY Service & Billing Ending 063012.xlsx\201107 - 201110 pivot

Revenue month	Previous Read date	Current Read date	Values		
			Sum of Service Days	Sum of Billing Days	Count of Service Days2
	5/28/2011	6/2/2011	3	34	1
		6/29/2011	5,643	2,389	342
		6/30/2011	12,529	4,419	737
		7/5/2011	39	3	2
		7/6/2011	160	40	8
	5/29/2011	6/30/2011	4,059	1,476	246
		7/6/2011	59	16	3
	5/30/2011	6/30/2011	4,048	1,523	253
	5/31/2011	6/7/2011	20	145	5
		6/13/2011	7	22	1
		6/14/2011	15	42	2
		6/16/2011	9	19	1
		6/23/2011	36	39	3
		6/28/2011	247	59	17
		6/29/2011	6,435	2,964	429
		6/30/2011	65,193	25,468	4,206
		7/1/2011	7,136	2,693	446
		7/5/2011	180	20	10
		7/6/2011	537	146	29
		7/7/2011	38	9	2
		7/12/2011	22	6	1
		7/13/2011	22	2	1
	6/1/2011	6/1/2011	2	111	3
		6/7/2011	4	31	1
		6/8/2011	20	139	5
		6/9/2011	9	57	2
		6/10/2011	5	25	1
		6/16/2011	8	19	1
		6/23/2011	12	14	1
		6/24/2011	60	65	5
		6/27/2011	14	10	1
		6/28/2011	294	85	21
		6/29/2011	334	88	23
		6/30/2011	14,340	6,662	956
		7/1/2011	78,415	31,637	5,059
		7/5/2011	12,110	2,073	692
		7/6/2011	396	59	22
		7/7/2011	463	87	25
		7/8/2011	76	14	4
		7/22/2011	26	6	1
	6/2/2011	6/8/2011	11	87	3
		6/9/2011	12	84	3
		6/13/2011	6	22	1
		6/14/2011	7	21	1
		6/16/2011	8	22	1
		6/17/2011	8	21	1
		6/20/2011	10	18	1
		6/23/2011	11	27	1
		6/24/2011	12	14	1
		6/28/2011	230	59	17
		6/29/2011	154	56	11
		6/30/2011	464	186	32
		7/1/2011	255	102	17
		7/2/2011	31	12	2
		7/4/2011	7,574	1,846	459
		7/5/2011	86,054	15,207	5,062
		7/6/2011	25,813	7,264	1,475
		7/7/2011	180	41	10
		7/8/2011	259	56	14
		7/11/2011	160	17	8
		7/12/2011	21	2	1
		7/13/2011	21	2	1
	6/3/2011	6/5/2011	2	36	1
		6/6/2011	4	70	2
		6/8/2011	15	148	5
		6/16/2011	7	25	1
		6/28/2011	208	52	16
		6/29/2011	95	38	7
		6/30/2011	700	303	50
		7/1/2011	363	150	25
		7/5/2011	7,343	2,592	445
		7/6/2011	60,554	17,789	3,562
		7/7/2011	665	107	38
		7/8/2011	126	26	7
		7/11/2011	254	26	13
		7/12/2011	100	10	5
	6/4/2011	6/30/2011	27	10	2
		7/1/2011	42	15	3
		7/6/2011	17	2	1
		7/7/2011	5,661	1,665	333
		7/8/2011	18	4	1
		7/12/2011	98	10	5
	6/6/2011	6/6/2011	2	82	3
		6/8/2011	2	27	1
		6/9/2011	2	26	1
		6/14/2011	9	42	2
		6/16/2011	6	29	1
		6/17/2011	6	27	1
		6/20/2011	8	15	1
		6/24/2011	10	7	1
		6/28/2011	127	33	11
		6/29/2011	132	46	11
		6/30/2011	350	147	28
		7/1/2011	325	138	25
		7/4/2011	15	22	1
		7/5/2011	330	56	22
		7/6/2011	9,982	3,674	644

W/P - 1-13

Exhibits\Rate Base\KY Service & Billing Ending 063012.xlsx\201107 - 201110 pivot

Revenue month	Previous Read date	Current Read date	Values		
			Sum of Service Days	Sum of Billing Days	Count of Service Days2
6/6/2011		7/7/2011	80,240	25,112	5,015
		7/8/2011	5,198	1,263	315
		7/11/2011	8,676	1,452	482
		7/12/2011	278	30	15
		7/18/2011	22	10	1
		7/19/2011	44	6	2
		7/22/2011	24	5	1
6/7/2011		6/8/2011	2	54	2
		6/9/2011	3	52	2
		6/10/2011	2	32	1
		6/13/2011	14	119	4
		6/14/2011	4	21	1
		6/15/2011	5	40	1
		6/16/2011	10	55	2
		6/27/2011	11	18	1
		6/28/2011	198	66	18
		6/29/2011	173	89	15
		6/30/2011	216	101	18
		7/1/2011	213	98	17
		7/3/2011	14	10	1
		7/4/2011	56	16	4
		7/5/2011	450	114	31
		7/6/2011	360	115	24
		7/7/2011	12,726	4,540	821
	7/8/2011	49,072	15,475	3,067	
	7/9/2011	7,574	2,295	459	
	7/11/2011	140	17	8	
	7/12/2011	14,886	2,469	827	
	7/13/2011	500	67	27	
	7/14/2011	19	4	1	
	7/19/2011	22	3	1	
6/8/2011		6/8/2011	1	30	1
		6/16/2011	18	103	4
		6/17/2011	10	45	2
		6/20/2011	7	15	1
		6/21/2011	14	37	2
		6/28/2011	179	105	17
		6/29/2011	3,377	1,840	307
		6/30/2011	207	103	18
		7/1/2011	180	88	15
		7/4/2011	14	4	1
		7/5/2011	280	68	20
		7/6/2011	334	101	23
		7/7/2011	375	119	25
		7/8/2011	18,538	7,167	1,196
		7/9/2011	55,520	17,388	3,470
		7/11/2011	102	16	6
		7/12/2011	263	32	15
	7/13/2011	36	4	2	
	7/14/2011	204	44	11	
	7/15/2011	57	12	3	
	7/19/2011	378	57	18	
	7/21/2011	22	4	1	
6/9/2011		6/13/2011	30	372	12
		6/14/2011	15	132	5
		6/15/2011	4	29	1
		6/16/2011	4	28	1
		6/20/2011	6	24	1
		6/21/2011	7	14	1
		6/27/2011	599	1,061	63
		6/28/2011	650	987	65
		6/29/2011	2,961	2,074	282
		6/30/2011	319	234	29
		7/1/2011	276	166	24
		7/4/2011	26	8	2
		7/5/2011	311	83	23
		7/6/2011	140	41	10
		7/7/2011	348	117	24
		7/8/2011	105	32	7
		7/9/2011	62	20	4
	7/11/2011	125,021	23,894	7,577	
	7/12/2011	238	38	14	
	7/13/2011	193	22	11	
	7/15/2011	222	50	12	
	7/19/2011	349	58	17	
6/10/2011		6/14/2011	3	21	1
		6/16/2011	4	19	1
		6/17/2011	4	28	1
		6/20/2011	11	40	2
		6/21/2011	798	3,174	133
		6/22/2011	949	3,350	146
		6/23/2011	483	1,530	69
		6/24/2011	98	273	13
		6/27/2011	999	1,983	111
		6/28/2011	1,577	2,393	166
		6/29/2011	1,770	1,552	177
		6/30/2011	357	397	34
		7/1/2011	176	158	16
		7/5/2011	195	35	15
		7/6/2011	243	115	18
		7/7/2011	378	122	27
		7/8/2011	116	38	8
	7/9/2011	120	40	8	
	7/11/2011	400	91	25	
	7/12/2011	39,534	7,194	2,396	
	7/13/2011	51	6	3	
	7/14/2011	18	1	1	

W/P - 1-13

Exhibits\Rate Base\KY Service & Billing Ending 063012.xlsx\201107 - 201110 pivot

Revenue month	Previous Read date	Current Read date	Values		
			Sum of Service Days	Sum of Billing Days	Count of Service Days2
	6/10/2011	7/15/2011	144	37	8
		7/19/2011	220	51	11
		7/21/2011	21	6	1
	6/11/2011	6/29/2011	19	12	2
		6/30/2011	10	6	1
	6/12/2011	7/21/2011	20	5	1
	6/13/2011	6/13/2011	1	29	1
		6/15/2011	2	33	1
		6/16/2011	2	32	1
		6/20/2011	4	25	1
		6/21/2011	9	54	2
		6/22/2011	10	52	2
		6/23/2011	506	2,295	92
		6/24/2011	390	1,565	65
		6/27/2011	353	992	47
		6/28/2011	128	121	16
		6/29/2011	1,794	1,303	211
		6/30/2011	189	148	21
		7/1/2011	295	338	31
		7/5/2011	150	28	13
		7/6/2011	192	57	16
		7/7/2011	275	102	22
		7/8/2011	442	162	34
		7/9/2011	27	10	2
		7/11/2011	406	88	28
		7/12/2011	90	16	6
		7/13/2011	70,959	22,901	4,578
		7/14/2011	112	28	7
		7/15/2011	50	12	3
		7/18/2011	3,960	645	220
		7/19/2011	148	27	8
		7/20/2011	95	5	5
		7/21/2011	20	4	1
		7/22/2011	20	3	1
		7/26/2011	22	3	1
	6/14/2011	6/14/2011	1	58	2
		6/16/2011	2	19	1
		6/20/2011	4	29	1
		6/22/2011	9	46	2
		6/23/2011	10	48	2
		6/25/2011	6	24	1
		6/27/2011	14	43	2
		6/28/2011	60	28	8
		6/29/2011	2,072	1,536	259
		6/30/2011	128	89	15
		7/1/2011	171	124	19
		7/4/2011	42	16	4
		7/5/2011	231	60	21
		7/6/2011	161	55	14
		7/7/2011	96	41	8
		7/8/2011	138	55	11
		7/9/2011	65	25	5
		7/10/2011	14	9	1
		7/11/2011	182	47	13
		7/12/2011	131	40	9
		7/13/2011	3,030	1,007	202
		7/14/2011	61,690	20,047	3,980
		7/15/2011	128	32	8
		7/18/2011	263	34	15
		7/19/2011	11,556	1,913	642
		7/20/2011	222	21	12
		7/21/2011	285	18	15
	6/15/2011	6/15/2011	1	28	1
		6/20/2011	6	62	2
		6/21/2011	7	58	2
		6/22/2011	8	56	2
		6/28/2011	133	128	19
		6/29/2011	300	230	40
		6/30/2011	160	67	20
		7/1/2011	255	178	30
		7/5/2011	221	114	21
		7/6/2011	275	91	25
		7/7/2011	161	65	14
		7/8/2011	216	79	18
		7/9/2011	25	10	2
		7/10/2011	13	11	1
		7/11/2011	203	61	15
		7/12/2011	322	120	23
		7/13/2011	160	46	11
		7/14/2011	150	55	10
		7/15/2011	37,464	14,179	2,417
		7/16/2011	11,712	3,417	732
		7/18/2011	21,335	4,098	1,255
		7/19/2011	1,033	198	59
		7/20/2011	36	4	2
		7/21/2011	222	36	12
		7/22/2011	589	119	31
		7/26/2011	21	1	1
		7/27/2011	22	2	1
	6/16/2011	6/16/2011	1	29	1
		6/22/2011	21	148	6
		6/23/2011	4	25	1
		6/24/2011	5	24	1
		6/27/2011	6	18	1
		6/28/2011	78	106	12
		6/29/2011	2,156	1,936	308
		6/30/2011	83	140	11

W/P - 1-13

Exhibits\Rate Base\KY Service & Billing Ending 063012.xlsx\201107 - 201110 pivot

Revenue month	Previous Read date	Current Read date	Values			
			Sum of Service Days	Sum of Billing Days	Count of Service Days2	
6/16/2011		7/1/2011	56	57	7	
		7/5/2011	140	54	14	
		7/6/2011	158	58	15	
		7/7/2011	88	39	8	
		7/8/2011	104	48	9	
		7/9/2011	144	60	12	
		7/11/2011	299	100	23	
		7/12/2011	257	53	19	
		7/13/2011	308	99	22	
		7/14/2011	44	13	3	
		7/15/2011	1,305	571	87	
		7/16/2011	775	313	50	
		7/18/2011	71,165	15,598	4,313	
		7/19/2011	16,864	4,357	992	
		7/20/2011	70	13	4	
		7/21/2011	180	39	10	
		7/22/2011	111	24	6	
		7/26/2011	123	12	6	
		7/27/2011	147	14	7	
	6/17/2011		6/17/2011	1	38	1
			6/21/2011	3	14	1
			6/24/2011	4	31	1
			6/27/2011	33	144	6
		6/28/2011	60	38	10	
		6/29/2011	891	847	137	
		6/30/2011	210	169	30	
		7/1/2011	195	137	26	
		7/5/2011	95	27	10	
		7/6/2011	210	78	21	
		7/7/2011	168	76	16	
		7/8/2011	187	81	17	
		7/9/2011	81	35	7	
		7/10/2011	12	15	1	
		7/11/2011	238	100	19	
		7/12/2011	169	31	13	
		7/13/2011	203	63	15	
		7/14/2011	308	109	22	
		7/15/2011	1,262	591	87	
		7/16/2011	6,795	2,760	453	
		7/17/2011	16	8	1	
		7/18/2011	2,544	639	159	
		7/19/2011	83,177	27,699	5,041	
	7/20/2011	476	68	28		
	7/21/2011	788	172	45		
	7/22/2011	198	38	11		
	7/25/2011	273	28	14		
	7/27/2011	41	4	2		
6/18/2011		6/29/2011	18	18	3	
		7/6/2011	10	5	1	
		7/8/2011	11	5	1	
6/19/2011		6/19/2011	1	12	1	
		6/28/2011	5	7	1	
	6/20/2011		6/20/2011	2	100	4
		6/21/2011	1	29	1	
		6/22/2011	3	56	2	
		6/23/2011	4	57	2	
		6/24/2011	43	503	17	
		6/27/2011	8	32	2	
		6/28/2011	68	124	15	
		6/29/2011	1,230	1,424	246	
		6/30/2011	143	157	26	
		7/1/2011	186	202	31	
		7/4/2011	8	4	1	
		7/5/2011	232	75	29	
		7/6/2011	119	60	14	
		7/7/2011	90	46	10	
		7/8/2011	181	89	19	
		7/9/2011	70	36	7	
		7/11/2011	231	56	21	
		7/12/2011	138	32	12	
		7/13/2011	96	22	8	
		7/14/2011	150	52	12	
		7/15/2011	338	132	26	
		7/16/2011	203	62	15	
		7/18/2011	189	46	13	
	7/19/2011	1,140	429	76		
	7/20/2011	114,189	36,849	7,367		
	7/21/2011	5,184	1,647	324		
	7/22/2011	132	47	8		
	7/25/2011	54	8	3		
6/21/2011		6/21/2011	1	30	2	
		6/22/2011	1	23	1	
		6/28/2011	24	22	6	
		6/29/2011	450	598	100	
		6/30/2011	85	97	17	
		7/1/2011	77	102	14	
		7/5/2011	90	34	12	
		7/6/2011	88	35	11	
		7/7/2011	119	67	14	
		7/8/2011	99	55	11	
		7/9/2011	38	20	4	
		7/11/2011	200	51	19	
		7/12/2011	1,452	401	132	
		7/13/2011	150	56	13	
		7/14/2011	132	52	11	
		7/15/2011	75	34	6	
		7/16/2011	13	6	1	

W/P - 1-13

Exhibits\Rate Base\[KY Service &amp; Billing Ending 063012.xlsx]201107 - 201110 pivot

Revenue month	Previous Read date	Current Read date	Values		
			Sum of Service Days	Sum of Billing Days	Count of Service Days2
		7/18/2011	182	37	13
		7/19/2011	174	51	12
		7/20/2011	165	46	11
		7/21/2011	68,185	21,968	4,399
		7/22/2011	80	20	5
		7/25/2011	105	11	6
		7/27/2011	19	2	1
	6/22/2011	6/22/2011	1	72	2
		6/23/2011	1	25	1
		6/24/2011	3	31	2
		6/27/2011	9	90	3
		6/28/2011	32	35	9
		6/29/2011	108	144	27
		6/30/2011	113	144	25
		7/1/2011	100	117	20
		7/5/2011	119	65	17
		7/6/2011	180	87	24
		7/7/2011	120	68	15
		7/8/2011	60	37	7
		7/9/2011	18	10	2
		7/11/2011	270	68	27
		7/12/2011	1,649	474	157
		7/13/2011	231	81	21
		7/14/2011	127	54	11
		7/15/2011	156	55	13
		7/16/2011	38	14	3
		7/18/2011	446	98	33
		7/19/2011	224	51	16
		7/20/2011	218	44	15
		7/21/2011	75	24	5
		7/22/2011	99,092	32,798	6,393
		7/23/2011	7,072	1,768	442
		7/25/2011	204	27	12
		7/26/2011	70	7	4
		7/27/2011	432	47	24
	6/23/2011	6/23/2011	1	25	1
		6/27/2011	3	21	1
		6/28/2011	12	12	4
		6/29/2011	648	5,195	185
		6/30/2011	1,116	7,666	279
		7/1/2011	684	3,808	152
		7/2/2011	5	26	1
		7/3/2011	6	25	1
		7/5/2011	1,612	5,522	248
		7/6/2011	1,554	4,753	222
		7/7/2011	1,695	4,641	226
		7/8/2011	192	339	24
		7/9/2011	51	30	6
		7/10/2011	9	18	1
		7/11/2011	570	920	60
		7/12/2011	810	351	81
		7/13/2011	1,124	535	107
		7/14/2011	165	152	15
		7/15/2011	69	37	6
		7/18/2011	130	65	10
		7/19/2011	311	156	23
		7/20/2011	224	77	16
		7/21/2011	44	12	3
		7/22/2011	210	69	14
		7/25/2011	53,048	9,655	3,215
		7/27/2011	18	1	1
	6/24/2011	6/28/2011	18	21	7
		6/29/2011	21	36	7
		6/30/2011	63	109	18
		7/1/2011	64	96	16
		7/4/2011	6	4	1
		7/5/2011	66	32	11
		7/6/2011	59	36	9
		7/7/2011	42	31	6
		7/8/2011	30	19	4
		7/9/2011	40	25	5
		7/11/2011	45	14	5
		7/12/2011	162	49	17
		7/13/2011	860	542	86
		7/14/2011	242	285	23
		7/15/2011	143	147	13
		7/18/2011	325	226	26
		7/19/2011	156	72	12
		7/20/2011	419	150	31
		7/21/2011	70	23	5
		7/22/2011	131	49	9
		7/25/2011	64	11	4
		7/26/2011	9,587	1,743	581
	6/25/2011	7/1/2011	4	6	1
		7/8/2011	14	8	2
		7/11/2011	94	191	11
		7/12/2011	126	238	14
		7/13/2011	266	412	28
		7/14/2011	150	215	15
		7/15/2011	32	42	3
		7/18/2011	108	81	9
		7/19/2011	38	30	3
		7/20/2011	13	2	1
		7/22/2011	28	8	2
		7/25/2011	16	2	1
		7/26/2011	11,584	2,172	724
	6/27/2011	6/27/2011	2	33	3

W/P - 1-13

Exhibits\Rate Base\[KY Service & Billing Ending 063012.xlsx]201107 - 201110 pivot

Revenue month	Previous Read date	Current Read date	Values			
			Sum of Service Days	Sum of Billing Days	Count of Service Days2	
6/27/2011		6/28/2011	10	44	10	
		6/29/2011	11	35	7	
		6/30/2011	42	135	21	
		7/1/2011	70	166	28	
		7/5/2011	86	113	19	
		7/6/2011	175	525	35	
		7/7/2011	226	748	41	
		7/8/2011	96	154	16	
		7/9/2011	26	35	4	
		7/11/2011	1,590	2,721	212	
		7/12/2011	2,304	3,257	288	
		7/13/2011	1,998	3,038	235	
		7/14/2011	1,629	2,619	181	
		7/15/2011	1,454	2,055	153	
		7/17/2011	11	12	1	
		7/18/2011	814	740	74	
		7/19/2011	322	228	28	
		7/20/2011	264	121	22	
		7/21/2011	100	34	8	
		7/22/2011	299	111	23	
		7/23/2011	41	12	3	
		7/25/2011	102	18	7	
		7/26/2011	57,420	11,556	3,828	
		7/27/2011	109	14	7	
	6/28/2011		6/28/2011	1	31	2
			6/29/2011	5	63	5
			6/30/2011	15	62	10
		7/1/2011	52	197	26	
		7/2/2011	3	5	1	
		7/4/2011	4	4	1	
		7/5/2011	80	70	20	
		7/6/2011	144	131	32	
		7/7/2011	85	94	17	
		7/8/2011	44	37	8	
		7/9/2011	18	15	3	
		7/11/2011	546	264	78	
		7/12/2011	1,118	446	149	
		7/13/2011	88	54	11	
		7/14/2011	85	45	10	
		7/15/2011	162	88	18	
		7/16/2011	19	13	2	
		7/18/2011	231	66	22	
		7/19/2011	143	53	13	
		7/20/2011	219	64	19	
		7/21/2011	192	77	16	
		7/22/2011	100	39	8	
		7/23/2011	13	4	1	
		7/25/2011	406	82	29	
		7/26/2011	247	41	17	
		7/27/2011	270	34	18	
6/29/2011			7/28/2011	16	-	1
		6/30/2011	7	46	7	
		7/1/2011	20	78	13	
		7/4/2011	3	4	1	
		7/5/2011	35	23	10	
		7/6/2011	84	77	21	
		7/7/2011	68	68	15	
		7/8/2011	35	34	7	
		7/9/2011	11	10	2	
		7/11/2011	364	180	56	
		7/12/2011	413	173	59	
		7/13/2011	90	87	12	
		7/14/2011	72	53	9	
		7/15/2011	111	58	13	
		7/16/2011	18	15	2	
		7/18/2011	220	64	22	
		7/19/2011	189	89	18	
		7/20/2011	187	52	17	
		7/21/2011	702	298	61	
		7/22/2011	120	44	10	
		7/25/2011	2,565	563	190	
		7/26/2011	238	44	17	
	6/30/2011		7/27/2011	305	41	21
			6/30/2011	3	81	5
			7/1/2011	16	96	16
			7/4/2011	3	8	1
			7/5/2011	51	47	17
		7/6/2011	88	79	25	
		7/7/2011	144	168	36	
		7/8/2011	81	77	18	
		7/9/2011	25	25	5	
		7/11/2011	228	134	38	
		7/12/2011	189	98	29	
		7/13/2011	126	83	18	
		7/14/2011	105	63	14	
		7/15/2011	176	100	22	
		7/16/2011	9	6	1	
		7/18/2011	295	81	31	
		7/19/2011	230	110	23	
		7/20/2011	189	84	18	
		7/21/2011	187	74	17	
		7/22/2011	322	137	28	
		7/25/2011	3,835	882	295	
		7/26/2011	689	107	51	
		7/27/2011	56	8	4	
7/1/2011			6/30/2011	-	7	1
			7/1/2011	3	50	5

W/P - 1-13

Exhibits\Rate Base\KY Service & Billing Ending 063012.xlsx\201107 - 201110 pivot

Revenue month	Previous Read date	Current Read date	Values		
			Sum of Service Days	Sum of Billing Days	Count of Service Days2
	7/1/2011	7/4/2011	2	4	1
		7/5/2011	28	32	11
		7/6/2011	42	46	14
		7/7/2011	116	139	33
		7/8/2011	64	74	16
		7/9/2011	41	45	9
		7/11/2011	116	61	21
		7/12/2011	132	56	22
		7/13/2011	182	116	28
		7/14/2011	126	78	18
		7/15/2011	113	76	15
		7/16/2011	32	18	4
		7/18/2011	297	104	33
		7/19/2011	295	146	31
		7/20/2011	190	83	19
		7/21/2011	84	36	8
		7/22/2011	264	123	24
		7/23/2011	12	4	1
		7/25/2011	1,813	429	145
		7/26/2011	221	47	17
		7/27/2011	41	6	3
	7/2/2011	7/5/2011	2	3	1
		7/6/2011	3	2	1
		7/8/2011	4	4	1
		7/25/2011	12	3	1
	7/3/2011	7/8/2011	3	5	1
	7/4/2011	7/7/2011	2	5	1
		7/8/2011	5	8	2
		7/11/2011	4	2	1
		7/12/2011	5	2	1
		7/15/2011	12	8	2
		7/18/2011	23	6	3
		7/19/2011	8	3	1
		7/22/2011	10	4	1
		7/25/2011	11	2	1
		7/26/2011	12	2	1
	7/5/2011	7/5/2011	2	56	4
		7/6/2011	7	26	7
		7/7/2011	27	90	18
		7/8/2011	34	79	17
		7/9/2011	23	45	9
		7/11/2011	67	52	19
		7/12/2011	76	71	19
		7/13/2011	81	81	18
		7/14/2011	55	60	11
		7/15/2011	121	109	22
		7/16/2011	18	12	3
		7/18/2011	175	71	25
		7/19/2011	165	91	22
		7/20/2011	64	34	8
		7/21/2011	111	55	13
		7/22/2011	135	67	15
		7/23/2011	10	4	1
		7/25/2011	2,657	749	253
		7/26/2011	110	25	10
		7/27/2011	58	10	5
	7/6/2011	7/6/2011	3	49	6
		7/7/2011	12	60	12
		7/8/2011	20	59	13
		7/9/2011	8	20	4
		7/11/2011	27	39	9
		7/12/2011	32	23	9
		7/13/2011	68	76	17
		7/14/2011	72	71	16
		7/15/2011	100	121	20
		7/16/2011	22	18	4
		7/18/2011	111	61	17
		7/19/2011	119	61	17
		7/20/2011	120	65	16
		7/21/2011	56	30	7
		7/22/2011	102	58	12
		7/23/2011	27	12	3
		7/25/2011	2,300	679	230
		7/26/2011	389	104	37
		7/27/2011	55	10	5
	7/7/2011	7/7/2011	4	103	7
		7/8/2011	10	57	10
		7/9/2011	6	20	4
		7/11/2011	15	34	6
		7/12/2011	33	33	11
		7/13/2011	39	40	11
		7/14/2011	28	29	7
		7/15/2011	77	74	17
		7/18/2011	156	60	26
		7/19/2011	117	62	18
		7/20/2011	112	53	16
		7/21/2011	75	47	10
		7/22/2011	88	47	11
		7/23/2011	9	4	1
		7/25/2011	2,147	671	226
		7/26/2011	410	115	41
		7/27/2011	116	21	11
	7/8/2011	7/8/2011	1	17	2
		7/9/2011	3	16	3
		7/11/2011	12	17	6
		7/12/2011	25	51	10
		7/13/2011	36	62	12

W/P - 1-13

Exhibits\Rate Base\[KY Service & Billing Ending 063012.xlsx]201107 - 201110 pivot

Revenue month	Previous Read date	Current Read date	Values		
			Sum of Service Days	Sum of Billing Days	Count of Service Days2
	7/8/2011	7/14/2011	25	31	7
		7/15/2011	52	75	13
		7/16/2011	5	6	1
		7/18/2011	99	37	18
		7/19/2011	138	77	23
		7/20/2011	78	45	12
		7/21/2011	56	36	8
		7/22/2011	53	31	7
		7/25/2011	252	74	28
		7/26/2011	143	43	15
	7/9/2011	7/14/2011	6	9	2
		7/15/2011	11	12	3
		7/18/2011	25	10	5
		7/19/2011	22	8	4
		7/21/2011	20	12	3
		7/22/2011	21	12	3
		7/25/2011	34	9	4
		7/26/2011	9	3	1
		7/27/2011	57	12	6
	7/10/2011	7/14/2011	3	5	1
		7/18/2011	5	3	1
		7/19/2011	5	6	1
		7/25/2011	8	3	1
	7/11/2011	7/11/2011	1	3	1
		7/12/2011	2	6	2
		7/13/2011	14	45	9
		7/14/2011	22	60	11
		7/15/2011	35	70	14
		7/16/2011	9	12	3
		7/18/2011	68	37	17
		7/19/2011	108	90	24
		7/20/2011	100	73	20
		7/21/2011	66	53	12
		7/22/2011	132	106	22
		7/23/2011	7	4	1
		7/25/2011	480	186	64
		7/26/2011	1,272	472	159
		7/27/2011	60	14	7
	7/12/2011	7/12/2011	1	16	2
		7/13/2011	8	39	8
		7/14/2011	8	27	5
		7/15/2011	10	28	5
		7/18/2011	53	41	15
		7/19/2011	72	105	18
		7/20/2011	27	21	6
		7/21/2011	30	27	6
		7/22/2011	17	15	3
		7/25/2011	91	35	13
		7/26/2011	1,440	571	192
		7/27/2011	24	6	3
	7/13/2011	7/13/2011	1	9	1
		7/14/2011	1	5	1
		7/15/2011	5	17	3
		7/16/2011	4	8	2
		7/18/2011	45	34	15
		7/19/2011	56	56	16
		7/20/2011	60	57	15
		7/21/2011	41	40	9
		7/22/2011	60	55	12
		7/23/2011	6	4	1
		7/25/2011	72	40	11
		7/26/2011	1,547	678	221
		7/27/2011	90	24	12
	7/14/2011	7/15/2011	11	69	11
		7/16/2011	2	4	1
		7/18/2011	10	10	4
		7/19/2011	27	42	9
		7/20/2011	60	55	17
		7/21/2011	12	13	3
		7/22/2011	50	50	11
		7/25/2011	96	44	16
		7/26/2011	1,391	638	214
		7/27/2011	28	8	4
	7/15/2011	7/18/2011	14	23	7
		7/19/2011	40	84	16
		7/20/2011	24	37	8
		7/21/2011	21	28	6
		7/22/2011	52	67	13
		7/23/2011	5	4	1
		7/25/2011	39	18	7
		7/26/2011	978	489	163
		7/27/2011	7	2	1
	7/16/2011	7/19/2011	2	6	1
		7/26/2011	11	6	2
	7/17/2011	7/26/2011	5	3	1
	7/18/2011	7/18/2011	1	10	2
		7/19/2011	17	98	17
		7/20/2011	15	44	10
		7/21/2011	20	49	10
		7/22/2011	35	62	14
		7/23/2011	6	8	2
		7/25/2011	40	26	10
		7/26/2011	468	309	104
		7/27/2011	30	12	6
	7/19/2011	7/19/2011	2	15	4
		7/20/2011	12	60	12
		7/21/2011	8	25	5



W/P - 1-13

Exhibits\Rate Base\[KY Service & Billing Ending 063012.xlsx]201107 - 201110 pivot

Revenue month	Previous Read date	Current Read date	Values		
			Sum of Service Days	Sum of Billing Days	Count of Service Days2
	7/19/2011	7/22/2011	24	55	12
		7/23/2011	3	4	1
		7/25/2011	77	56	22
		7/26/2011	156	107	39
		7/27/2011	59	26	13
	7/20/2011	7/20/2011	2	8	4
		7/21/2011	5	25	5
		7/22/2011	11	28	7
		7/23/2011	4	9	2
		7/25/2011	42	28	14
		7/26/2011	53	42	15
		7/27/2011	32	16	8
	7/21/2011	7/21/2011	4	35	7
		7/22/2011	2	10	2
		7/26/2011	18	17	6
		7/27/2011	7	4	2
	7/22/2011	7/22/2011	1	4	1
		7/25/2011	16	24	8
		7/26/2011	33	37	13
		7/27/2011	15	18	5
	7/23/2011	7/25/2011	2	3	1
		7/27/2011	3	2	1
	7/25/2011	7/25/2011	1	3	1
		7/26/2011	6	18	6
		7/27/2011	3	4	2
		7/28/2011	2	-	1
	7/26/2011	7/26/2011	1	5	2
	7/27/2011	7/27/2011	2	6	3
		7/28/2011	1	1	1
201108	5/10/2011	7/21/2011	73	44	2
	5/12/2011	7/21/2011	36	14	1
	5/18/2011	7/22/2011	33	10	1
	5/20/2011	7/22/2011	32	10	1
	5/23/2011	8/8/2011	39	4	1
	5/26/2011	6/28/2011	17	38	1
		7/27/2011	95	15	3
		8/1/2011	34	3	1
	5/31/2011	7/1/2011	16	40	1
		7/29/2011	60	10	2
	6/1/2011	8/1/2011	186	18	6
	6/2/2011	8/2/2011	124	12	4
	6/3/2011	8/3/2011	62	10	2
		8/10/2011	35	6	1
	6/8/2011	7/9/2011	16	25	1
		8/8/2011	62	6	2
	6/9/2011	7/11/2011	33	46	2
		7/13/2011	18	30	1
		7/19/2011	21	15	1
		7/25/2011	24	8	1
		7/28/2011	25	5	1
		8/9/2011	62	6	2
	6/10/2011	7/19/2011	20	22	1
		8/10/2011	93	15	3
	6/12/2011	8/9/2011	30	3	1
	6/13/2011	7/13/2011	31	42	2
		7/21/2011	20	26	1
		8/9/2011	29	3	1
	6/14/2011	7/14/2011	47	81	3
		7/27/2011	22	9	1
		7/29/2011	23	19	1
		8/1/2011	25	3	1
		8/12/2011	30	5	1
	6/15/2011	7/12/2011	14	34	1
		7/15/2011	31	34	2
		7/19/2011	18	23	1
		8/8/2011	28	3	1
		8/15/2011	186	18	6
		8/18/2011	33	5	1
	6/16/2011	7/18/2011	231	212	14
		7/19/2011	17	15	1
		7/22/2011	19	10	1
		7/27/2011	42	15	2
		7/28/2011	65	15	3
		7/29/2011	154	25	7
		8/8/2011	27	3	1
	6/17/2011	6/28/2011	6	34	1
		6/29/2011	7	33	1
		7/19/2011	611	798	37
		7/20/2011	17	16	1
		7/28/2011	189	47	9
		7/29/2011	86	61	4
		8/1/2011	69	9	3
		8/4/2011	25	4	1
		8/9/2011	27	3	1
		8/10/2011	28	5	1
		8/17/2011	62	12	2
	6/20/2011	7/20/2011	264	260	17
		7/21/2011	416	596	26
		7/22/2011	17	33	1
		7/27/2011	57	15	3
		7/28/2011	351	84	18
		8/4/2011	23	7	1
		8/5/2011	47	8	2
		8/9/2011	26	3	1
	6/21/2011	7/21/2011	651	585	42
		7/28/2011	19	8	1
		8/1/2011	21	3	1

W/P - 1-13

Exhibits\Rate Base\KY Service & Billing Ending 063012.xlsx\201107 - 201110 pivot

Revenue month	Previous Read date	Current Read date	Values		
			Sum of Service Days	Sum of Billing Days	Count of Service Days2
	6/21/2011	8/5/2011	23	4	1
	6/22/2011	7/14/2011	12	19	1
		7/18/2011	14	15	1
		7/22/2011	109	147	7
		7/25/2011	17	17	1
		7/28/2011	19	6	1
		8/1/2011	62	9	3
		8/4/2011	66	15	3
		8/9/2011	49	6	2
	6/23/2011	6/30/2011	4	40	1
		7/5/2011	13	56	2
		7/7/2011	8	25	1
		7/12/2011	10	22	1
		7/19/2011	14	21	1
		7/25/2011	33	31	2
		7/28/2011	342	117	19
		7/29/2011	37	33	2
		8/1/2011	80	21	4
		8/4/2011	22	6	1
		8/5/2011	22	21	1
		8/8/2011	24	10	1
		8/18/2011	29	5	1
	6/24/2011	7/14/2011	11	20	1
		7/18/2011	13	16	1
		7/22/2011	15	33	1
		7/28/2011	35	15	2
		7/29/2011	54	13	3
		8/2/2011	20	3	1
		8/3/2011	21	7	1
		8/16/2011	27	3	1
	6/25/2011	7/29/2011	70	12	4
	6/27/2011	7/11/2011	8	22	1
		7/12/2011	8	21	1
		7/14/2011	9	19	1
		7/15/2011	10	31	1
		7/21/2011	38	67	3
		7/26/2011	90	96	6
		7/27/2011	16	5	1
		7/28/2011	96	25	6
		7/29/2011	116	27	7
		8/1/2011	162	20	9
		8/9/2011	44	14	2
		8/12/2011	24	4	1
	6/28/2011	7/12/2011	8	20	1
		7/13/2011	16	38	2
		7/17/2011	10	15	1
		7/19/2011	22	45	2
		7/20/2011	12	12	1
		7/21/2011	12	11	1
		7/26/2011	29	14	2
		7/27/2011	93,765	32,568	6,251
		7/28/2011	6,355	2,037	410
		7/29/2011	672	175	42
		8/1/2011	560	112	32
		8/2/2011	36	6	2
		8/3/2011	74	11	4
		8/4/2011	76	17	4
		8/5/2011	20	4	1
		8/8/2011	21	4	1
		8/11/2011	68	15	3
		8/18/2011	104	31	4
	6/29/2011	7/1/2011	5	96	3
		7/5/2011	4	28	1
		7/7/2011	5	28	1
		7/8/2011	5	25	1
		7/15/2011	9	18	1
		7/18/2011	200	320	20
		7/19/2011	798	1,140	76
		7/20/2011	363	462	33
		7/26/2011	28	14	2
		7/27/2011	319	121	22
		7/28/2011	61,140	20,438	4,076
		7/29/2011	4,759	1,519	307
		7/30/2011	6,672	1,668	417
		8/1/2011	1,088	210	64
		8/2/2011	263	88	15
		8/3/2011	90	18	5
		8/4/2011	93	21	5
	6/30/2011	7/4/2011	3	32	1
		7/12/2011	13	50	2
		7/18/2011	684	1,172	72
		7/19/2011	1,100	1,649	110
		7/20/2011	231	314	22
		7/22/2011	23	24	2
		7/25/2011	793	610	61
		7/26/2011	41	27	3
		7/27/2011	518	186	37
		7/28/2011	189	79	13
		7/29/2011	67,845	22,807	4,523
		7/30/2011	4,232	1,092	273
		8/1/2011	21,318	3,631	1,292
		8/2/2011	204	25	12
		8/3/2011	525	86	30
		8/4/2011	234	59	13
		8/5/2011	93	21	5
		8/16/2011	24	7	1
	7/1/2011	7/7/2011	11	83	3

W/P - 1-13

Exhibits\Rate Base\KY Service & Billing Ending 063012.xlsx\201107 - 201110 pivot

Revenue month	Previous Read date	Current Read date	Values		
			Sum of Service Days	Sum of Billing Days	Count of Service Days2
	7/1/2011	7/8/2011	4	27	1
		7/11/2011	44	199	8
		7/14/2011	7	21	1
		7/18/2011	99	202	11
		7/20/2011	20	30	2
		7/21/2011	53	75	5
		7/22/2011	11	19	1
		7/25/2011	538	418	43
		7/26/2011	390	276	30
		7/27/2011	243	93	18
		7/28/2011	308	103	22
		7/29/2011	261	88	18
		7/30/2011	30	8	2
		8/1/2011	86,704	16,539	5,419
		8/2/2011	231	29	14
		8/3/2011	153	20	9
		8/4/2011	263	39	15
		8/5/2011	126	29	7
		8/10/2011	82	36	4
		8/11/2011	42	11	2
		8/15/2011	23	4	1
		8/23/2011	27	2	1
	7/2/2011	8/2/2011	48	9	3
		8/4/2011	17	5	1
	7/4/2011	7/28/2011	13	4	1
		7/29/2011	13	4	1
		8/2/2011	6,825	1,371	455
		8/3/2011	31	4	2
		8/4/2011	96	27	6
		8/10/2011	19	5	1
	7/5/2011	7/7/2011	2	29	1
		7/8/2011	2	32	1
		7/11/2011	4	24	1
		7/18/2011	7	18	1
		7/20/2011	8	15	1
		7/25/2011	42	39	4
		7/26/2011	33	30	3
		7/27/2011	207	99	18
		7/28/2011	468	185	39
		7/29/2011	338	135	27
		7/30/2011	13	4	1
		8/1/2011	10,206	2,173	729
		8/2/2011	73,892	15,534	5,096
		8/3/2011	6,420	2,110	428
		8/4/2011	140	34	9
		8/5/2011	64	18	4
		8/8/2011	53	7	3
		8/11/2011	19	5	1
		8/16/2011	22	3	1
	7/6/2011	7/6/2011	1	30	1
		7/13/2011	16	104	4
		7/14/2011	23	125	5
		7/15/2011	20	100	4
		7/18/2011	7	21	1
		7/19/2011	42	120	6
		7/20/2011	60	147	8
		7/25/2011	10	10	1
		7/26/2011	515	632	49
		7/27/2011	2,519	2,640	229
		7/28/2011	725	659	63
		7/29/2011	888	466	74
		7/30/2011	25	8	2
		8/1/2011	608	120	45
		8/2/2011	11,774	2,503	841
		8/3/2011	55,724	19,237	3,843
		8/4/2011	9,825	3,010	655
		8/5/2011	47	13	3
		8/8/2011	255	56	15
		8/9/2011	35	5	2
		8/18/2011	22	5	1
	7/7/2011	7/11/2011	3	30	1
		7/12/2011	9	98	3
		7/14/2011	8	56	2
		7/15/2011	5	25	1
		7/19/2011	7	23	1
		7/20/2011	1,253	3,572	179
		7/21/2011	585	1,485	78
		7/22/2011	312	712	39
		7/25/2011	162	247	17
		7/26/2011	130	182	13
		7/27/2011	63	30	6
		7/28/2011	2,574	2,726	234
		7/29/2011	564	439	49
		8/1/2011	884	193	68
		8/2/2011	338	71	25
		8/3/2011	182	33	13
		8/4/2011	75,632	26,145	5,216
		8/5/2011	6,240	2,067	416
		8/8/2011	132	17	8
		8/9/2011	306	48	18
		8/15/2011	20	3	1
		8/18/2011	22	6	1
		8/23/2011	24	3	1
		8/24/2011	25	7	1
	7/8/2011	7/8/2011	1	33	1
		7/9/2011	1	32	1
		7/13/2011	3	28	1

W/P - 1-13

Exhibits\Rate Base\KY Service & Billing Ending 063012.xlsx\201107 - 201110 pivot

Revenue month	Previous Read date	Current Read date	Values		
			Sum of Service Days	Sum of Billing Days	Count of Service Days2
		7/14/2011	21	164	6
		7/16/2011	23	125	5
		7/18/2011	50	203	9
		7/20/2011	7	20	1
		7/21/2011	1,036	2,812	148
		7/22/2011	413	990	55
		7/25/2011	261	437	29
		7/26/2011	209	308	22
		7/27/2011	80	48	8
		7/28/2011	95	49	9
		7/29/2011	110	46	10
		8/1/2011	400	84	32
		8/2/2011	572	164	44
		8/3/2011	162	45	12
		8/4/2011	1,008	379	72
		8/5/2011	45,226	16,241	3,119
		8/8/2011	19,104	3,581	1,194
		8/9/2011	132	17	8
		8/11/2011	158	28	9
	7/9/2011	7/9/2011	1	71	2
		7/19/2011	11	46	2
		7/20/2011	66	287	11
		7/21/2011	7	21	1
		7/28/2011	10	4	1
		7/29/2011	42	40	4
		8/1/2011	96	17	8
		8/2/2011	100	26	8
		8/3/2011	117	51	9
		8/4/2011	27	8	2
		8/5/2011	84	26	6
		8/8/2011	60,869	11,813	3,927
		8/9/2011	96	19	6
		8/10/2011	50	6	3
		8/11/2011	153	34	9
	7/11/2011	7/19/2011	23	120	5
		7/21/2011	11	44	2
		7/22/2011	36	119	6
		7/25/2011	23	43	3
		7/26/2011	24	29	3
		7/27/2011	119	98	14
		7/28/2011	99	71	11
		7/29/2011	190	107	20
		8/1/2011	308	75	28
		8/2/2011	184	45	16
		8/3/2011	312	107	26
		8/4/2011	200	73	16
		8/5/2011	247	102	19
		8/6/2011	14	6	1
		8/8/2011	7,091	1,457	489
		8/9/2011	117,390	27,519	7,826
		8/10/2011	326	71	21
		8/11/2011	160	44	10
		8/17/2011	19	5	1
		8/18/2011	20	6	1
		8/22/2011	43	12	2
	7/12/2011	7/14/2011	3	60	2
		7/20/2011	23	106	5
		7/21/2011	5	19	1
		7/25/2011	7	15	1
		7/26/2011	23	28	3
		7/27/2011	48	30	6
		7/28/2011	94	47	11
		7/29/2011	45	21	5
		8/1/2011	315	164	30
		8/2/2011	198	93	18
		8/3/2011	138	45	12
		8/4/2011	264	113	22
		8/5/2011	75	30	6
		8/8/2011	196	50	14
		8/9/2011	17,893	4,924	1,234
		8/10/2011	40,845	13,632	2,723
		8/11/2011	62	7	4
		8/12/2011	112	32	7
		8/15/2011	228	35	13
		8/16/2011	54	7	3
	7/13/2011	7/17/2011	5	60	2
		7/21/2011	5	26	1
		7/22/2011	30	150	6
		7/25/2011	13	25	2
		7/26/2011	7	21	1
		7/27/2011	60	46	8
		7/28/2011	56	31	7
		7/29/2011	85	45	10
		7/30/2011	9	17	1
		8/1/2011	170	42	17
		8/2/2011	252	56	24
		8/3/2011	110	41	10
		8/4/2011	127	58	11
		8/5/2011	408	192	34
		8/8/2011	162	34	12
		8/9/2011	210	36	15
		8/10/2011	406	94	28
		8/11/2011	75,270	25,212	5,018
		8/12/2011	78	22	5
		8/15/2011	170	22	10
		8/16/2011	193	16	11
	7/14/2011	7/15/2011	1	33	1

W/P - 1-13

Exhibits\Rate Base\[KY Service & Billing Ending 063012.xlsx]201107 - 201110 pivot

Revenue month	Previous Read date	Current Read date	Values		
			Sum of Service Days	Sum of Billing Days	Count of Service Days2
	7/14/2011	7/22/2011	14	78	3
		7/25/2011	12	32	2
		7/26/2011	46	141	7
		7/27/2011	70	114	10
		7/28/2011	135	237	18
		7/29/2011	576	1,287	72
		8/1/2011	314	247	33
		8/2/2011	210	185	21
		8/3/2011	221	171	21
		8/4/2011	209	126	19
		8/5/2011	81	40	7
		8/8/2011	208	46	16
		8/9/2011	149	32	11
		8/10/2011	42	6	3
		8/11/2011	87	26	6
		8/12/2011	57,945	19,423	3,863
		8/15/2011	215	30	13
		8/17/2011	385	37	22
		8/19/2011	74	12	4
		8/22/2011	40	12	2
		8/23/2011	21	8	1
	7/15/2011	7/20/2011	3	20	1
		7/21/2011	4	19	1
		7/22/2011	4	28	1
		7/25/2011	28	125	5
		7/26/2011	6	24	1
		7/27/2011	65	67	10
		7/28/2011	70	49	10
		7/29/2011	255	525	34
		8/1/2011	180	165	20
		8/2/2011	171	128	18
		8/3/2011	320	483	32
		8/4/2011	242	294	23
		8/5/2011	66	84	6
		8/7/2011	24	24	2
		8/8/2011	138	32	11
		8/9/2011	364	118	28
		8/10/2011	378	131	28
		8/11/2011	126	42	9
		8/12/2011	102	35	7
		8/15/2011	35,920	9,567	2,245
		8/16/2011	2,294	848	139
		8/17/2011	3,077	906	181
		8/18/2011	105	15	6
		8/19/2011	54	14	3
		8/22/2011	20	2	1
		8/25/2011	21	6	1
	7/16/2011	8/1/2011	9	3	1
		8/2/2011	9	2	1
		8/3/2011	10	27	1
		8/4/2011	240	615	24
		8/5/2011	53	101	5
		8/8/2011	48	66	4
		8/9/2011	50	55	4
		8/11/2011	14	4	1
		8/12/2011	28	8	2
		8/14/2011	15	8	1
		8/15/2011	10,277	2,346	663
		8/16/2011	1,520	566	95
		8/17/2011	3,152	985	191
		8/18/2011	4,862	1,141	286
		8/19/2011	18	5	1
		8/22/2011	38	4	2
	7/17/2011	7/27/2011	6	5	1
		8/4/2011	10	5	1
		8/11/2011	13	5	1
	7/18/2011	7/18/2011	1	28	1
		7/20/2011	2	30	1
		7/21/2011	4	30	2
		7/22/2011	5	31	2
		7/25/2011	4	23	1
		7/26/2011	5	24	1
		7/27/2011	45	46	9
		7/28/2011	105	117	19
		7/29/2011	378	318	63
		7/30/2011	358	220	55
		8/1/2011	315	114	42
		8/2/2011	184	99	23
		8/3/2011	145	340	17
		8/4/2011	225	361	25
		8/5/2011	532	697	56
		8/8/2011	165	85	15
		8/9/2011	230	121	20
		8/10/2011	108	30	9
		8/11/2011	450	173	36
		8/12/2011	78	27	6
		8/15/2011	18,241	4,981	1,258
		8/16/2011	60,045	17,929	4,003
		8/17/2011	10,339	3,365	667
		8/18/2011	32	5	2
		8/19/2011	165	36	10
		8/22/2011	18	2	1
		8/25/2011	20	6	1
	7/19/2011	7/19/2011	3	93	5
		7/20/2011	2	46	2
		7/21/2011	2	29	1
		7/27/2011	18	21	4

W/P - 1-13

Exhibits\Rate Base\KY Service & Billing Ending 063012.xlsx\201107 - 201110 pivot

Revenue month	Previous Read date	Current Read date	Values		
			Sum of Service Days	Sum of Billing Days	Count of Service Days2
		7/28/2011	115	159	23
		7/29/2011	1,078	980	196
		7/30/2011	144	101	24
		8/1/2011	462	165	66
		8/2/2011	435	142	58
		8/3/2011	744	1,366	93
		8/4/2011	850	1,743	100
		8/5/2011	1,179	2,318	131
		8/8/2011	294	129	28
		8/9/2011	385	218	35
		8/10/2011	184	93	16
		8/11/2011	288	104	24
		8/12/2011	288	116	23
		8/15/2011	1,526	702	109
		8/16/2011	11,557	2,836	797
		8/17/2011	82,140	32,953	5,476
		8/18/2011	2,775	762	179
		8/19/2011	128	35	8
		8/22/2011	315	28	18
		8/23/2011	18	2	1
		8/26/2011	20	5	1
	7/20/2011	7/20/2011	1	35	2
		7/27/2011	56	83	14
		7/28/2011	77	102	17
		7/29/2011	355	340	71
		8/1/2011	208	116	32
		8/2/2011	203	60	29
		8/3/2011	143	68	19
		8/4/2011	1,576	980	197
		8/5/2011	136	79	16
		8/8/2011	240	72	24
		8/9/2011	210	64	20
		8/10/2011	110	35	10
		8/11/2011	150	71	13
		8/12/2011	132	53	11
		8/15/2011	297	79	22
		8/16/2011	238	36	17
		8/17/2011	392	100	27
		8/18/2011	110,610	36,948	7,374
		8/19/2011	403	104	26
		8/22/2011	238	33	14
	7/21/2011	7/25/2011	3	10	1
		7/27/2011	28	66	8
		7/28/2011	56	179	14
		7/29/2011	95	257	21
		7/30/2011	5	4	1
		8/1/2011	210	319	35
		8/2/2011	117	81	18
		8/3/2011	126	109	18
		8/4/2011	1,905	1,394	254
		8/5/2011	112	114	14
		8/8/2011	105	30	11
		8/9/2011	190	49	19
		8/10/2011	74	29	7
		8/11/2011	132	65	12
		8/12/2011	368	345	32
		8/15/2011	442	261	34
		8/16/2011	392	108	29
		8/17/2011	644	260	46
		8/18/2011	4,321	1,942	298
		8/19/2011	66,525	22,182	4,435
		8/22/2011	17	2	1
		8/23/2011	187	22	11
		8/24/2011	105	10	6
		8/26/2011	19	5	1
		8/29/2011	20	2	1
	7/22/2011	7/27/2011	21	36	7
		7/28/2011	46	61	13
		7/29/2011	112	140	28
		7/30/2011	5	4	1
		8/1/2011	226	103	41
		8/2/2011	156	182	26
		8/3/2011	130	58	20
		8/4/2011	847	621	121
		8/5/2011	75	42	10
		8/8/2011	108	30	12
		8/9/2011	228	87	24
		8/10/2011	80	28	8
		8/11/2011	200	90	19
		8/12/2011	264	197	24
		8/15/2011	575	175	46
		8/16/2011	130	42	10
		8/17/2011	284	108	21
		8/18/2011	224	76	16
		8/19/2011	116	38	8
		8/22/2011	101,824	19,830	6,364
		8/23/2011	50	6	3
		8/25/2011	18	5	1
		8/26/2011	126	23	7
		8/29/2011	59	6	3
	7/23/2011	7/26/2011	2	24	1
		7/29/2011	4	4	1
		8/2/2011	28	94	5
		8/3/2011	24	68	4
		8/4/2011	13	8	2
		8/5/2011	7	4	1
		8/8/2011	9	2	1

W/P - 1-13

Exhibits\Rate Base\KY Service & Billing Ending 063012.xlsx\201107 - 201110 pivot

Revenue month	Previous Read date	Current Read date	Values		
			Sum of Service Days	Sum of Billing Days	Count of Service Days2
	7/23/2011	8/9/2011	9	2	1
		8/12/2011	11	5	1
		8/15/2011	12	2	1
		8/17/2011	52	32	4
		8/22/2011	6,805	1,317	439
		8/29/2011	19	2	1
	7/24/2011	8/2/2011	5	3	1
	7/25/2011	7/25/2011	1	38	2
		7/26/2011	1	6	1
		7/27/2011	9	30	6
		7/28/2011	28	71	14
		7/29/2011	58	106	23
		8/1/2011	496	436	124
		8/2/2011	99	83	22
		8/3/2011	50	54	10
		8/4/2011	341	343	62
		8/5/2011	30	24	5
		8/8/2011	68	25	9
		8/9/2011	88	30	11
		8/10/2011	60	32	7
		8/11/2011	99	77	11
		8/12/2011	76	38	8
		8/15/2011	110	40	10
		8/16/2011	46	21	4
		8/17/2011	276	139	23
		8/18/2011	213	108	17
		8/19/2011	91	33	7
		8/22/2011	334	76	23
		8/23/2011	68,970	13,820	4,598
		8/24/2011	31	10	2
		8/25/2011	80	23	5
		8/26/2011	83	15	5
	7/26/2011	7/26/2011	2	126	4
		7/27/2011	11	66	11
		7/28/2011	14	45	9
		7/29/2011	124	291	62
		8/1/2011	235	218	67
		8/2/2011	260	1,389	65
		8/3/2011	315	512	70
		8/4/2011	260	325	52
		8/5/2011	72	56	13
		8/6/2011	6	5	1
		8/8/2011	77	42	11
		8/9/2011	83	49	11
		8/10/2011	24	15	3
		8/11/2011	85	47	10
		8/12/2011	117	61	13
		8/15/2011	42	12	4
		8/16/2011	165	71	15
		8/17/2011	92	35	8
		8/18/2011	108	45	9
		8/19/2011	75	22	6
		8/22/2011	112	20	8
		8/23/2011	58	8	4
		8/24/2011	92,685	30,957	6,179
		8/25/2011	78	20	5
		8/26/2011	144	42	9
	7/27/2011	7/26/2011	-	10	1
		7/27/2011	4	150	7
		7/28/2011	12	68	12
		7/29/2011	15	62	10
		8/1/2011	312	393	104
		8/2/2011	203	145	58
		8/3/2011	1,016	1,166	254
		8/4/2011	261	237	58
		8/5/2011	220	200	44
		8/8/2011	163	59	25
		8/9/2011	273	94	39
		8/10/2011	98	27	13
		8/11/2011	104	49	13
		8/12/2011	221	110	26
		8/15/2011	170	39	17
		8/16/2011	221	65	21
		8/17/2011	143	85	13
		8/18/2011	92	38	8
		8/19/2011	144	51	12
		8/22/2011	486	106	36
		8/23/2011	98	16	7
		8/24/2011	203	44	14
		8/25/2011	45	12	3
		8/26/2011	62	16	4
		8/29/2011	102	12	6
		8/30/2011	105	6	6
	7/28/2011	7/27/2011	-	6	1
		7/28/2011	6	100	11
		7/29/2011	6	27	6
		8/1/2011	45	54	18
		8/2/2011	147	91	49
		8/3/2011	200	203	57
		8/4/2011	1,188	1,431	297
		8/5/2011	176	177	39
		8/8/2011	120	43	20
		8/9/2011	150	49	23
		8/10/2011	91	32	13
		8/11/2011	128	98	17
		8/12/2011	160	91	20
		8/15/2011	95	30	10

W/P - 1-13

Exhibits\Rate Base\[KY Service & Billing Ending 063012.xlsx]201107 - 201110 pivot

Revenue month	Previous Read date	Current Read date	Values		
			Sum of Service Days	Sum of Billing Days	Count of Service Days2
	7/28/2011	8/16/2011	170	38	17
		8/17/2011	231	117	22
		8/18/2011	297	143	27
		8/19/2011	161	63	14
		8/20/2011	12	3	1
		8/22/2011	143	31	11
		8/23/2011	365	76	27
		8/24/2011	98	25	7
		8/26/2011	45	12	3
		8/29/2011	50	6	3
		8/30/2011	51	3	3
	7/29/2011	7/29/2011	2	81	4
		7/30/2011	2	8	2
		8/1/2011	58	86	29
		8/2/2011	45	50	18
		8/3/2011	105	154	35
		8/4/2011	238	340	68
		8/5/2011	84	90	21
		8/8/2011	132	54	24
		8/9/2011	198	96	33
		8/10/2011	137	73	21
		8/11/2011	98	78	14
		8/12/2011	608	405	81
		8/15/2011	315	102	35
		8/16/2011	209	61	22
		8/17/2011	350	174	35
		8/18/2011	221	113	21
		8/19/2011	132	54	12
		8/22/2011	188	42	15
		8/23/2011	130	24	10
		8/24/2011	446	148	33
		8/25/2011	112	32	8
		8/26/2011	44	12	3
		8/29/2011	112	14	7
		8/30/2011	50	3	3
	7/30/2011	8/3/2011	5	4	2
		8/4/2011	6	8	2
		8/5/2011	4	4	1
		8/10/2011	6	2	1
		8/11/2011	7	5	1
		8/12/2011	14	8	2
		8/15/2011	9	2	1
		8/17/2011	10	6	1
		8/26/2011	14	4	1
	8/1/2011	8/1/2011	4	51	8
		8/2/2011	11	57	11
		8/3/2011	15	48	10
		8/4/2011	84	176	42
		8/5/2011	85	145	34
		8/8/2011	108	64	27
		8/9/2011	176	107	39
		8/10/2011	155	105	31
		8/11/2011	72	60	13
		8/12/2011	210	161	35
		8/15/2011	270	89	36
		8/16/2011	144	60	18
		8/17/2011	451	274	53
		8/18/2011	153	89	17
		8/19/2011	266	126	28
		8/22/2011	253	63	23
		8/23/2011	265	68	23
		8/24/2011	276	109	23
		8/25/2011	25	9	2
		8/26/2011	130	40	10
		8/29/2011	102	14	7
		8/30/2011	75	5	5
	8/2/2011	8/2/2011	4	112	7
		8/3/2011	12	60	12
		8/4/2011	35	110	23
		8/5/2011	54	118	27
		8/8/2011	105	74	30
		8/9/2011	168	98	42
		8/10/2011	90	94	20
		8/11/2011	90	83	18
		8/12/2011	154	138	28
		8/15/2011	168	63	24
		8/16/2011	60	22	8
		8/17/2011	320	222	40
		8/18/2011	145	91	17
		8/19/2011	171	88	19
		8/22/2011	431	110	41
		8/23/2011	66	12	6
		8/24/2011	725	301	63
		8/25/2011	12	4	1
		8/26/2011	75	25	6
		8/29/2011	70	10	5
	8/3/2011	8/3/2011	2	23	4
		8/4/2011	12	60	12
		8/5/2011	11	33	7
		8/8/2011	36	27	12
		8/9/2011	56	43	16
		8/10/2011	60	54	15
		8/11/2011	41	44	9
		8/12/2011	125	131	25
		8/15/2011	306	288	47
		8/16/2011	196	297	28
		8/17/2011	593	696	79



W/P - 1-13

Exhibits\Rate Base\[KY Service & Billing Ending 063012.xlsx]201107 - 201110 pivot

Revenue month	Previous Read date	Current Read date	Values		
			Sum of Service Days	Sum of Billing Days	Count of Service Days2
	8/3/2011	8/18/2011	144	101	18
		8/19/2011	128	67	15
		8/22/2011	190	56	19
		8/23/2011	21	5	2
		8/24/2011	154	67	14
		8/25/2011	12	4	1
		8/26/2011	12	4	1
		8/29/2011	41	6	3
	8/4/2011	8/4/2011	2	26	3
		8/5/2011	2	10	2
		8/8/2011	30	32	12
		8/9/2011	75	60	25
		8/10/2011	32	24	9
		8/11/2011	64	72	16
		8/12/2011	50	45	11
		8/15/2011	300	327	50
		8/16/2011	455	735	70
		8/17/2011	420	423	60
		8/18/2011	293	360	39
		8/19/2011	136	76	17
		8/22/2011	162	53	17
		8/23/2011	100	24	10
		8/24/2011	116	43	11
		8/25/2011	55	20	5
		8/26/2011	104	36	9
		8/29/2011	104	16	8
		8/30/2011	54	4	4
	8/5/2011	8/5/2011	2	66	4
		8/8/2011	12	18	6
		8/9/2011	53	67	21
		8/10/2011	33	62	11
		8/11/2011	56	76	16
		8/12/2011	64	69	16
		8/13/2011	5	2	1
		8/15/2011	182	342	33
		8/16/2011	522	794	87
		8/17/2011	520	619	80
		8/18/2011	280	272	40
		8/19/2011	98	61	13
		8/22/2011	162	54	18
		8/23/2011	48	12	5
		8/24/2011	70	32	7
		8/25/2011	32	14	3
		8/26/2011	55	21	5
		8/29/2011	75	12	6
		8/30/2011	65	5	5
	8/6/2011	8/9/2011	4	5	2
	8/7/2011	8/15/2011	9	8	2
	8/8/2011	8/8/2011	3	22	5
		8/9/2011	8	30	8
		8/10/2011	14	42	9
		8/11/2011	42	95	21
		8/12/2011	28	59	11
		8/15/2011	64	41	16
		8/16/2011	86	70	19
		8/17/2011	135	164	27
		8/18/2011	116	100	21
		8/19/2011	60	42	10
		8/22/2011	53	29	7
		8/23/2011	24	42	3
		8/24/2011	102	42	12
		8/25/2011	27	12	3
		8/26/2011	19	9	2
		8/29/2011	66	12	6
		8/30/2011	35	3	3
	8/9/2011	8/9/2011	3	26	5
		8/10/2011	4	17	4
		8/11/2011	20	64	13
		8/12/2011	30	61	15
		8/15/2011	77	82	22
		8/16/2011	88	124	22
		8/17/2011	171	189	38
		8/18/2011	85	100	17
		8/19/2011	39	34	7
		8/22/2011	91	40	13
		8/23/2011	68	26	9
		8/24/2011	72	39	9
		8/25/2011	34	17	4
		8/26/2011	54	25	6
		8/29/2011	116	22	11
		8/30/2011	55	5	5
	8/10/2011	8/10/2011	3	34	6
		8/11/2011	8	40	8
		8/12/2011	9	29	6
		8/15/2011	36	28	12
		8/16/2011	42	44	12
		8/17/2011	116	132	29
		8/18/2011	59	53	13
		8/19/2011	70	66	14
		8/22/2011	91	34	14
		8/23/2011	14	5	2
		8/24/2011	53	17	7
		8/25/2011	40	20	5
		8/26/2011	51	26	6
		8/29/2011	60	12	6
		8/30/2011	63	6	6
	8/11/2011	8/11/2011	3	44	6

W/P - 1-13

Exhibits\Rate Base\[KY Service & Billing Ending 063012.xlsx]201107 - 201110 pivot

Revenue month	Previous Read date	Current Read date	Values		
			Sum of Service Days	Sum of Billing Days	Count of Service Days2
	8/11/2011	8/12/2011	6	30	6
		8/15/2011	25	37	10
		8/16/2011	57	39	19
		8/17/2011	60	80	17
		8/18/2011	44	47	11
		8/19/2011	18	16	4
		8/22/2011	264	103	44
		8/23/2011	26	9	4
		8/24/2011	56	28	8
		8/25/2011	8	4	1
		8/26/2011	56	27	7
		8/29/2011	48	10	5
		8/30/2011	20	2	2
	8/12/2011	8/12/2011	2	34	3
		8/15/2011	16	26	8
		8/16/2011	13	21	5
		8/17/2011	87	136	29
		8/18/2011	39	51	11
		8/19/2011	32	36	8
		8/22/2011	88	51	16
		8/23/2011	54	33	9
		8/24/2011	33	25	5
		8/25/2011	28	16	4
		8/26/2011	15	9	2
		8/29/2011	9	2	1
		8/30/2011	38	4	4
	8/13/2011	8/17/2011	3	6	1
	8/14/2011	8/17/2011	2	5	1
	8/15/2011	8/15/2011	2	15	3
		8/16/2011	6	21	6
		8/17/2011	21	82	14
		8/18/2011	28	65	14
		8/19/2011	20	37	8
		8/22/2011	48	35	12
		8/23/2011	45	26	10
		8/24/2011	10	4	2
		8/25/2011	17	14	3
		8/26/2011	42	28	7
		8/29/2011	38	32	5
		8/30/2011	48	6	6
	8/16/2011	8/15/2011	-	7	1
		8/16/2011	1	6	2
		8/17/2011	20	118	20
		8/18/2011	12	41	8
		8/19/2011	16	35	8
		8/22/2011	32	22	9
		8/23/2011	12	11	3
		8/24/2011	27	24	6
		8/25/2011	15	12	3
		8/26/2011	28	20	5
		8/29/2011	35	10	5
		8/30/2011	23	24	3
		8/31/2011	8	-	1
	8/17/2011	8/17/2011	5	66	9
		8/18/2011	7	36	7
		8/19/2011	6	17	4
		8/22/2011	45	41	15
		8/23/2011	28	15	8
		8/24/2011	16	10	4
		8/25/2011	9	8	2
		8/26/2011	50	42	10
		8/29/2011	65	47	10
		8/30/2011	42	14	6
	8/18/2011	8/18/2011	1	12	1
		8/19/2011	8	40	8
		8/22/2011	20	22	8
		8/23/2011	39	29	13
		8/24/2011	49	39	14
		8/25/2011	16	16	4
		8/26/2011	23	20	5
		8/29/2011	54	18	9
		8/30/2011	33	5	5
	8/19/2011	8/22/2011	6	9	3
		8/23/2011	8	9	3
		8/24/2011	21	32	7
		8/25/2011	14	16	4
		8/26/2011	12	12	3
		8/29/2011	17	6	3
		8/30/2011	42	7	7
	8/22/2011	8/22/2011	3	20	5
		8/23/2011	2	6	2
		8/24/2011	9	30	6
		8/25/2011	4	8	2
		8/26/2011	20	33	8
		8/29/2011	44	22	11
		8/30/2011	23	5	5
	8/23/2011	8/23/2011	1	3	1
		8/24/2011	5	25	5
		8/25/2011	2	4	1
		8/26/2011	6	12	3
		8/29/2011	4	2	1
	8/24/2011	8/24/2011	2	19	3
		8/25/2011	1	1	1
		8/26/2011	3	8	2
		8/29/2011	39	26	13
		8/30/2011	18	5	5
	8/25/2011	8/25/2011	1	5	1

W/P - 1-13

Exhibits\Rate Base\[KY Service & Billing Ending 063012.xlsx]201107 - 201110 pivot

Revenue month	Previous Read date	Current Read date	Values		
			Sum of Service Days	Sum of Billing Days	Count of Service Days2
201108	8/25/2011	8/29/2011	3	2	1
201109	6/7/2011	8/11/2011	33	26	1
	6/15/2011	8/30/2011	39	7	1
	6/28/2011	8/29/2011	32	3	1
	6/29/2011	8/30/2011	32	3	1
		8/31/2011	32	6	1
	6/30/2011	8/31/2011	32	6	1
	7/1/2011	8/29/2011	30	3	1
		8/31/2011	31	14	1
		9/1/2011	32	6	1
	7/5/2011	8/2/2011	15	37	1
		8/31/2011	29	2	1
		9/2/2011	30	6	1
		9/6/2011	32	3	1
	7/6/2011	9/6/2011	63	6	2
	7/7/2011	9/1/2011	29	6	1
		9/7/2011	63	10	2
	7/8/2011	8/29/2011	53	6	2
		9/8/2011	32	5	1
		9/9/2011	256	40	8
	7/9/2011	8/11/2011	17	34	1
		9/9/2011	347	55	11
	7/11/2011	8/9/2011	15	28	1
		9/12/2011	32	3	1
	7/12/2011	8/10/2011	60	111	4
		9/13/2011	32	3	1
	7/13/2011	8/10/2011	15	30	1
		8/11/2011	45	79	3
		8/16/2011	18	35	1
		9/8/2011	87	37	3
	7/14/2011	7/27/2011	7	36	1
		8/12/2011	15	31	1
		9/8/2011	143	25	5
	7/15/2011	8/15/2011	16	23	1
		9/7/2011	28	8	1
	7/16/2011	8/15/2011	16	25	1
		8/17/2011	17	26	1
		9/8/2011	165	60	6
		9/12/2011	30	2	1
	7/18/2011	8/17/2011	31	41	2
		9/19/2011	96	9	3
	7/19/2011	8/3/2011	8	36	1
		8/17/2011	1,365	1,988	91
		8/23/2011	18	27	1
		8/29/2011	21	8	1
		8/31/2011	22	6	1
		9/12/2011	28	3	1
		9/20/2011	32	6	1
	7/20/2011	8/18/2011	15	19	1
		8/29/2011	21	3	1
		8/31/2011	22	2	1
		9/9/2011	52	10	2
	7/21/2011	8/18/2011	421	617	29
		8/19/2011	30	31	2
		8/24/2011	18	13	1
		8/29/2011	20	3	1
		9/21/2011	32	5	1
	7/22/2011	8/22/2011	32	40	2
		9/14/2011	55	11	2
	7/25/2011	8/18/2011	25	40	2
		8/29/2011	36	7	2
		8/31/2011	57	18	3
		9/2/2011	40	16	2
		9/6/2011	22	7	1
	7/26/2011	8/24/2011	45	78	3
		8/29/2011	35	7	2
		8/30/2011	36	6	2
		9/6/2011	22	3	1
	7/27/2011	7/27/2011	1	36	1
		8/1/2011	3	37	1
		8/2/2011	35	300	10
		8/10/2011	83	242	11
		8/11/2011	8	22	1
		8/12/2011	43	102	5
		8/15/2011	20	35	2
		8/17/2011	11	15	1
		8/22/2011	14	10	1
		8/26/2011	16	11	1
		8/29/2011	101,881	19,036	5,993
		8/30/2011	105	14	6
		8/31/2011	126	24	7
		9/1/2011	148	24	8
		9/2/2011	76	19	4
		9/6/2011	21	2	1
		9/15/2011	51	18	2
	7/28/2011	8/1/2011	3	32	1
		8/3/2011	4	29	1
		8/11/2011	53	154	7
		8/12/2011	32	84	4
		8/15/2011	29	54	3
		8/16/2011	60	106	6
		8/17/2011	32	62	3
		8/18/2011	22	30	2
		8/19/2011	12	14	1
		8/23/2011	81	60	6
		8/24/2011	14	9	1
		8/25/2011	29	22	2

W/P - 1-13

Exhibits\Rate Base\[KY Service & Billing Ending 063012.xlsx]201107 - 201110 pivot

Revenue month	Previous Read date	Current Read date	Values		
			Sum of Service Days	Sum of Billing Days	Count of Service Days2
	7/28/2011	8/29/2011	264	77	16
		8/30/2011	73,695	13,029	4,335
		8/31/2011	140	15	8
		9/1/2011	144	52	8
		9/2/2011	93	26	5
		9/8/2011	22	5	1
		9/13/2011	24	3	1
	7/29/2011	8/7/2011	5	30	1
		8/8/2011	792	4,176	144
		8/9/2011	1,050	4,896	175
		8/10/2011	1,638	6,804	252
		8/11/2011	1,967	7,306	281
		8/12/2011	450	1,500	60
		8/14/2011	17	46	2
		8/15/2011	324	792	36
		8/16/2011	143	313	15
		8/17/2011	90	180	9
		8/18/2011	42	76	4
		8/19/2011	44	72	4
		8/20/2011	23	34	2
		8/22/2011	63	75	5
		8/23/2011	117	128	9
		8/24/2011	41	39	3
		8/29/2011	544	102	34
		8/30/2011	446	100	27
		8/31/2011	68,323	24,165	4,019
		9/1/2011	158	47	9
		9/2/2011	378	150	21
		9/6/2011	60	6	3
		9/7/2011	21	9	1
		9/12/2011	23	3	1
		9/13/2011	24	6	1
		9/20/2011	54	9	2
		9/21/2011	83	15	3
	7/30/2011	8/8/2011	265	1,537	53
		8/9/2011	61	308	11
		8/10/2011	12	54	2
		8/11/2011	7	26	1
		8/12/2011	252	900	36
		8/15/2011	162	418	19
		8/16/2011	27	63	3
		8/17/2011	10	20	1
		8/29/2011	16	8	1
		8/31/2011	10,527	3,817	638
		9/1/2011	17	5	1
		9/2/2011	53	16	3
	7/31/2011	8/30/2011	16	7	1
	8/1/2011	8/2/2011	1	30	1
		8/5/2011	10	132	4
		8/8/2011	60	435	15
		8/9/2011	387	2,408	86
		8/10/2011	245	1,323	49
		8/11/2011	132	647	24
		8/12/2011	78	327	13
		8/15/2011	938	2,869	125
		8/16/2011	1,456	3,997	182
		8/17/2011	1,726	4,268	203
		8/18/2011	1,494	3,320	166
		8/19/2011	779	1,558	82
		8/22/2011	1,727	2,512	157
		8/23/2011	2,059	2,684	179
		8/24/2011	2,052	2,391	171
		8/25/2011	1,300	1,352	104
		8/26/2011	26	24	2
		8/28/2011	28	20	2
		8/29/2011	1,465	328	101
		8/30/2011	810	211	54
		8/31/2011	1,922	721	124
		9/1/2011	95,136	36,142	5,946
		9/2/2011	528	163	32
		9/6/2011	204	21	11
		9/7/2011	19	1	1
		9/9/2011	20	5	1
		9/12/2011	22	7	1
		9/19/2011	25	8	1
		9/20/2011	51	12	2
	8/2/2011	8/4/2011	2	35	1
		8/5/2011	2	34	1
		8/8/2011	4	36	1
		8/9/2011	8	60	2
		8/10/2011	9	62	2
		8/11/2011	5	26	1
		8/12/2011	6	27	1
		8/17/2011	8	22	1
		8/20/2011	10	19	1
		8/22/2011	11	17	1
		8/23/2011	11	15	1
		8/25/2011	24	28	2
		8/26/2011	13	13	1
		8/29/2011	700	176	50
		8/30/2011	798	207	55
		8/31/2011	330	123	22
		9/1/2011	450	155	29
		9/2/2011	100,784	37,797	6,299
		9/6/2011	216	25	12
		9/7/2011	167	13	9
		9/8/2011	171	31	9

W/P - 1-13

Exhibits\Rate Base\[KY Service & Billing Ending 063012.xlsx]201107 - 201110 pivot

Revenue month	Previous Read date	Current Read date	Values		
			Sum of Service Days	Sum of Billing Days	Count of Service Days2
	8/2/2011	9/9/2011	78	17	4
		9/12/2011	42	6	2
		9/13/2011	22	6	1
		9/14/2011	44	4	2
		9/27/2011	57	6	2
	8/3/2011	8/8/2011	12	119	4
		8/9/2011	14	114	4
		8/11/2011	5	26	1
		8/12/2011	5	28	1
		8/15/2011	7	22	1
		8/17/2011	8	22	1
		8/18/2011	16	44	2
		8/23/2011	21	29	2
		8/24/2011	11	16	1
		8/25/2011	288	372	25
		8/26/2011	636	742	53
		8/29/2011	3,024	2,064	224
		8/30/2011	392	87	28
		8/31/2011	450	192	31
		9/1/2011	345	126	23
		9/2/2011	217	81	14
		9/6/2011	74,900	12,910	4,280
		9/7/2011	918	111	51
		9/8/2011	19	4	1
		9/9/2011	342	80	18
		9/13/2011	21	8	1
		9/20/2011	25	6	1
	8/4/2011	8/4/2011	1	29	1
		8/6/2011	2	37	1
		8/9/2011	6	56	2
		8/11/2011	4	26	1
		8/12/2011	5	25	1
		8/15/2011	12	46	2
		8/16/2011	221	936	34
		8/18/2011	23	70	3
		8/24/2011	32	42	3
		8/25/2011	33	54	3
		8/26/2011	23	34	2
		8/29/2011	494	116	38
		8/30/2011	1,161	795	86
		8/31/2011	756	378	54
		9/1/2011	580	283	40
		9/2/2011	840	330	56
		9/6/2011	4,233	737	249
		9/7/2011	113,050	32,364	6,460
		9/8/2011	90	21	5
		9/9/2011	130	35	7
		9/12/2011	500	47	25
		9/13/2011	41	12	2
		9/15/2011	86	20	4
		9/16/2011	22	7	1
		9/19/2011	24	2	1
		9/21/2011	25	5	1
		9/22/2011	25	6	1
	8/5/2011	8/5/2011	1	34	1
		8/10/2011	3	27	1
		8/11/2011	4	33	1
		8/12/2011	4	25	1
		8/16/2011	6	27	1
		8/23/2011	10	21	1
		8/24/2011	10	14	1
		8/25/2011	158	310	15
		8/26/2011	66	106	6
		8/28/2011	12	16	1
		8/29/2011	500	137	40
		8/30/2011	455	113	35
		8/31/2011	230	86	17
		9/1/2011	420	173	30
		9/2/2011	290	118	20
		9/6/2011	165	27	10
		9/7/2011	323	80	19
		9/8/2011	60,340	17,311	3,448
		9/9/2011	18	4	1
		9/12/2011	20	3	1
		9/13/2011	240	21	12
		9/14/2011	41	3	2
		9/16/2011	22	7	1
		9/20/2011	141	24	6
		9/22/2011	25	6	1
	8/6/2011	9/7/2011	17	5	1
		9/13/2011	20	3	1
	8/7/2011	8/31/2011	13	6	1
	8/8/2011	8/8/2011	1	30	1
		8/10/2011	2	35	1
		8/12/2011	8	91	3
		8/15/2011	44	331	11
		8/16/2011	5	29	1
		8/17/2011	20	110	4
		8/19/2011	12	52	2
		8/23/2011	16	60	2
		8/24/2011	9	21	1
		8/25/2011	9	15	1
		8/26/2011	10	14	1
		8/29/2011	264	92	24
		8/30/2011	299	90	26
		8/31/2011	2,772	1,402	231
		9/1/2011	325	141	26

W/P - 1-13

Exhibits\Rate Base\KY Service & Billing Ending 063012.xlsx\201107 - 201110 pivot

Revenue month	Previous Read date	Current Read date	Values		
			Sum of Service Days	Sum of Billing Days	Count of Service Days2
		9/2/2011	169	75	13
		9/6/2011	7,485	2,904	499
		9/7/2011	155	38	10
		9/8/2011	240	62	15
		9/9/2011	84,332	25,583	5,111
		9/12/2011	90	12	5
		9/13/2011	19	2	1
		9/14/2011	133	8	7
		9/16/2011	60	11	3
		9/20/2011	66	19	3
		9/21/2011	23	7	1
		9/23/2011	24	3	1
	8/9/2011	8/9/2011	1	38	1
		8/11/2011	2	35	1
		8/12/2011	2	35	1
		8/15/2011	4	25	1
		8/16/2011	8	58	2
		8/17/2011	5	29	1
		8/18/2011	5	20	1
		8/19/2011	6	13	1
		8/24/2011	8	14	1
		8/25/2011	9	21	1
		8/29/2011	305	88	29
		8/30/2011	253	76	23
		8/31/2011	3,508	1,777	305
		9/1/2011	252	110	21
		9/2/2011	225	97	18
		9/6/2011	116	21	8
		9/7/2011	12,555	4,979	837
		9/8/2011	310	96	20
		9/9/2011	416	116	26
		9/12/2011	143,605	26,349	8,206
		9/13/2011	756	115	42
		9/14/2011	185	17	10
		9/15/2011	76	7	4
		9/16/2011	234	46	12
		9/19/2011	105	12	5
		9/20/2011	65	9	3
		9/22/2011	23	5	1
		9/23/2011	23	5	1
	8/10/2011	8/11/2011	1	26	1
		8/12/2011	3	57	2
		8/16/2011	4	22	1
		8/22/2011	7	25	1
		8/23/2011	7	24	1
		8/25/2011	8	13	1
		8/29/2011	290	87	29
		8/30/2011	147	67	14
		8/31/2011	3,531	1,916	321
		9/1/2011	184	99	16
		9/2/2011	192	92	16
		9/6/2011	126	48	9
		9/7/2011	232	106	16
		9/8/2011	450	138	30
		9/9/2011	388	108	25
		9/12/2011	238	49	14
		9/13/2011	46,918	8,076	2,681
		9/14/2011	126	20	7
		9/15/2011	37	5	2
		9/16/2011	95	15	5
		9/19/2011	41	6	2
		9/20/2011	63	9	3
		9/23/2011	45	10	2
		9/27/2011	25	3	1
	8/11/2011	8/11/2011	1	35	1
		8/16/2011	3	34	1
		8/17/2011	7	49	2
		8/18/2011	4	32	1
		8/22/2011	6	28	1
		8/23/2011	7	27	1
		8/26/2011	16	42	2
		8/29/2011	133	61	14
		8/30/2011	340	301	34
		8/31/2011	3,402	1,959	324
		9/1/2011	275	141	25
		9/2/2011	161	74	14
		9/6/2011	216	46	16
		9/7/2011	196	63	14
		9/8/2011	377	110	26
		9/9/2011	420	141	28
		9/12/2011	264	46	16
		9/13/2011	119	16	7
		9/14/2011	87,588	25,198	5,005
		9/15/2011	108	54	6
		9/16/2011	37	11	2
		9/19/2011	300	23	15
		9/21/2011	21	5	1
	8/12/2011	8/12/2011	1	21	1
		8/16/2011	8	92	3
		8/17/2011	9	81	3
		8/18/2011	18	172	5
		8/22/2011	6	16	1
		8/23/2011	6	28	1
		8/26/2011	8	32	1
		8/29/2011	315	178	35
		8/30/2011	190	176	20
		8/31/2011	1,220	738	122

W/P - 1-13

Exhibits\Rate Base\[KY Service & Billing Ending 063012.xlsx]201107 - 201110 pivot

Revenue month	Previous Read date	Current Read date	Values		
			Sum of Service Days	Sum of Billing Days	Count of Service Days2
	8/12/2011	9/1/2011	168	90	16
		9/2/2011	165	93	15
		9/6/2011	143	52	11
		9/7/2011	149	43	11
		9/8/2011	140	88	10
		9/9/2011	131	44	9
		9/12/2011	320	50	20
		9/13/2011	215	49	13
		9/14/2011	238	64	14
		9/15/2011	69,738	19,982	3,985
		9/16/2011	72	19	4
		9/19/2011	20	2	1
		9/20/2011	280	28	14
		9/21/2011	349	92	17
		9/22/2011	42	10	2
		9/23/2011	151	36	7
		9/26/2011	23	1	1
	8/14/2011	8/31/2011	27	18	3
	8/15/2011	8/15/2011	1	61	2
		8/16/2011	1	27	1
		8/17/2011	2	35	1
		8/19/2011	3	34	1
		8/21/2011	4	31	1
		8/24/2011	5	28	1
		8/25/2011	28	136	5
		8/26/2011	24	114	4
		8/27/2011	7	6	1
		8/29/2011	143	91	19
		8/30/2011	120	74	15
		8/31/2011	697	468	82
		9/1/2011	1,242	827	138
		9/2/2011	133	78	14
		9/6/2011	207	43	18
		9/7/2011	228	86	19
		9/8/2011	75	43	6
		9/9/2011	286	109	22
		9/12/2011	3,234	872	223
		9/13/2011	285	78	19
		9/14/2011	295	91	19
		9/15/2011	176	50	11
		9/16/2011	67,898	23,779	4,115
		9/17/2011	17	4	1
		9/19/2011	468	74	26
		9/20/2011	537	86	29
		9/21/2011	323	75	17
		9/22/2011	273	46	14
		9/23/2011	140	35	7
		9/26/2011	22	3	1
	8/16/2011	8/16/2011	1	38	1
		8/23/2011	4	15	1
		8/24/2011	5	29	1
		8/29/2011	119	51	17
		8/30/2011	158	73	21
		8/31/2011	320	203	40
		9/1/2011	1,624	1,159	191
		9/2/2011	135	101	15
		9/6/2011	55	27	5
		9/7/2011	506	224	44
		9/8/2011	84	27	7
		9/9/2011	113	64	9
		9/12/2011	210	58	15
		9/13/2011	9,512	1,968	656
		9/14/2011	720	155	48
		9/15/2011	155	39	10
		9/16/2011	11,232	4,900	702
		9/19/2011	66,430	13,192	3,796
		9/20/2011	738	135	41
		9/21/2011	56	9	3
		9/22/2011	342	30	18
		9/23/2011	20	4	1
	8/17/2011	8/17/2011	2	78	3
		8/19/2011	3	76	2
		8/21/2011	3	33	1
		8/24/2011	4	33	1
		8/25/2011	32	209	7
		8/26/2011	15	72	3
		8/29/2011	52	52	8
		8/30/2011	105	162	15
		8/31/2011	255	196	34
		9/1/2011	1,824	1,376	228
		9/2/2011	170	146	20
		9/6/2011	200	65	19
		9/7/2011	352	247	32
		9/8/2011	299	240	26
		9/9/2011	264	179	22
		9/12/2011	162	36	12
		9/13/2011	350	129	25
		9/14/2011	363	135	25
		9/15/2011	840	376	56
		9/16/2011	1,101	478	71
		9/19/2011	18,241	4,309	1,073
		9/20/2011	96,215	29,867	5,498
		9/21/2011	954	263	53
		9/22/2011	241	38	13
		9/23/2011	19	4	1
		9/26/2011	410	21	20
	8/18/2011	8/22/2011	8	86	3

W/P - 1-13

Exhibits\Rate Base\KY Service & Billing Ending 063012.xlsx\201107 - 201110 pivot

Revenue month	Previous Read date	Current Read date	Values		
			Sum of Service Days	Sum of Billing Days	Count of Service Days2
	8/18/2011	8/25/2011	28	224	7
		8/26/2011	27	186	6
		8/29/2011	72	236	12
		8/30/2011	189	439	29
		8/31/2011	168	136	24
		9/1/2011	1,478	1,285	197
		9/2/2011	96	82	12
		9/3/2011	9	23	1
		9/6/2011	190	47	19
		9/7/2011	273	245	26
		9/8/2011	209	237	19
		9/9/2011	138	52	12
		9/12/2011	169	31	13
		9/13/2011	189	73	14
		9/14/2011	154	61	11
		9/15/2011	174	63	12
		9/16/2011	450	180	30
		9/19/2011	462	96	28
		9/20/2011	8,653	1,712	509
		9/21/2011	132,528	38,164	7,573
		9/22/2011	144	32	8
		9/23/2011	148	36	8
		9/26/2011	240	14	12
		9/27/2011	21	1	1
	8/19/2011	8/19/2011	2	83	3
		8/24/2011	3	14	1
		8/25/2011	4	33	1
		8/26/2011	4	32	1
		8/29/2011	66	88	12
		8/30/2011	108	101	18
		8/31/2011	156	92	24
		9/1/2011	721	613	103
		9/2/2011	98	87	13
		9/6/2011	143	55	15
		9/7/2011	120	54	12
		9/8/2011	74	59	7
		9/9/2011	176	74	16
		9/12/2011	100	45	8
		9/13/2011	143	55	11
		9/14/2011	41	15	3
		9/15/2011	196	66	14
		9/16/2011	232	90	16
		9/19/2011	192	49	12
		9/20/2011	347	104	21
		9/21/2011	595	166	35
		9/22/2011	77,753	22,264	4,443
		9/23/2011	72	17	4
		9/26/2011	59	6	3
		9/27/2011	180	14	9
		9/28/2011	21	2	1
	8/20/2011	8/30/2011	6	3	1
		8/31/2011	12	12	2
		9/2/2011	7	6	1
		9/7/2011	10	2	1
	8/21/2011	9/16/2011	14	5	1
		9/20/2011	16	3	1
	8/22/2011	8/22/2011	1	61	2
		8/29/2011	56	43	14
		8/30/2011	45	44	10
		8/31/2011	155	362	31
		9/1/2011	1,012	1,087	184
		9/2/2011	162	171	27
		9/6/2011	48	17	6
		9/7/2011	136	89	16
		9/8/2011	63	34	7
		9/9/2011	48	36	5
		9/12/2011	88	24	8
		9/13/2011	161	36	14
		9/14/2011	168	67	14
		9/15/2011	88	31	7
		9/16/2011	143	64	11
		9/19/2011	160	30	11
		9/20/2011	495	178	33
		9/21/2011	357	118	23
		9/22/2011	80	20	5
		9/23/2011	113,256	35,127	6,864
		9/26/2011	342	49	19
		9/27/2011	148	16	8
		9/29/2011	78	4	4
	8/23/2011	8/23/2011	1	57	2
		8/24/2011	1	14	1
		8/26/2011	2	11	1
		8/29/2011	28	25	8
		8/30/2011	60	39	15
		8/31/2011	99	118	22
		9/1/2011	1,080	1,752	216
		9/2/2011	39	47	7
		9/6/2011	38	31	5
		9/7/2011	80	64	10
		9/8/2011	68	39	8
		9/9/2011	72	96	8
		9/12/2011	53	22	5
		9/13/2011	88	20	8
		9/14/2011	104	75	9
		9/15/2011	84	32	7
		9/16/2011	163	71	13
		9/19/2011	42	9	3



W/P - 1-13

Exhibits\Rate Base\[KY Service & Billing Ending 063012.xlsx]201107 - 201110 pivot

Revenue month	Previous Read date	Current Read date	Values		
			Sum of Service Days	Sum of Billing Days	Count of Service Days2
		9/20/2011	87	39	6
		9/21/2011	120	37	8
		9/22/2011	202	66	13
		9/23/2011	128	40	8
		9/26/2011	77,088	13,287	4,405
		9/27/2011	3,492	388	194
	8/24/2011	8/24/2011	1	42	2
		8/29/2011	24	24	8
		8/30/2011	18	14	5
		8/31/2011	84	98	21
		9/1/2011	882	1,169	196
		9/2/2011	45	50	9
		9/6/2011	133	242	19
		9/7/2011	83	47	11
		9/8/2011	72	41	9
		9/9/2011	68	36	8
		9/12/2011	90	23	9
		9/13/2011	95	24	9
		9/14/2011	154	64	14
		9/15/2011	35	12	3
		9/16/2011	132	46	11
		9/19/2011	41	16	3
		9/20/2011	84	26	6
		9/21/2011	87	30	6
		9/22/2011	150	48	10
		9/23/2011	78	22	5
		9/26/2011	34	3	2
		9/27/2011	109,655	18,838	6,266
		9/28/2011	54	6	3
	8/25/2011	8/29/2011	20	30	8
		8/30/2011	6	6	2
		8/31/2011	28	44	8
		9/1/2011	444	665	111
		9/2/2011	27	35	6
		9/6/2011	189	91	29
		9/7/2011	63	60	9
		9/8/2011	113	74	15
		9/9/2011	32	35	4
		9/12/2011	38	13	4
		9/13/2011	50	25	5
		9/14/2011	42	20	4
		9/15/2011	44	20	4
		9/16/2011	115	69	10
		9/19/2011	26	8	2
		9/20/2011	176	86	13
		9/21/2011	154	55	11
		9/22/2011	73	24	5
		9/23/2011	45	15	3
		9/26/2011	50	9	3
		9/27/2011	85	15	5
	8/26/2011	8/26/2011	1	7	1
		8/29/2011	22	34	11
		8/30/2011	8	9	3
		8/31/2011	24	48	8
		9/1/2011	60	133	17
		9/2/2011	36	51	9
		9/6/2011	324	168	54
		9/7/2011	91	70	14
		9/8/2011	56	40	8
		9/9/2011	23	14	3
		9/12/2011	54	20	6
		9/13/2011	57	21	6
		9/14/2011	80	40	8
		9/16/2011	121	70	11
		9/19/2011	88	23	7
		9/20/2011	117	45	9
		9/21/2011	203	75	15
		9/22/2011	42	14	3
		9/23/2011	276	95	19
		9/26/2011	176	33	11
		9/27/2011	198	36	12
	8/27/2011	9/8/2011	7	5	1
		9/16/2011	11	5	1
		9/21/2011	13	5	1
	8/28/2011	9/1/2011	8	18	3
		9/16/2011	10	5	1
	8/29/2011	8/29/2011	3	128	6
		8/30/2011	3	9	3
		8/31/2011	18	72	12
		9/1/2011	58	178	29
		9/2/2011	43	100	17
		9/6/2011	846	571	188
		9/7/2011	65	51	13
		9/8/2011	66	65	12
		9/9/2011	72	54	12
		9/12/2011	83	25	11
		9/13/2011	72	45	9
		9/14/2011	102	53	12
		9/15/2011	54	29	6
		9/16/2011	57	26	6
		9/19/2011	77	15	7
		9/20/2011	92	35	8
		9/21/2011	204	77	17
		9/22/2011	100	33	8
		9/23/2011	182	67	14
		9/26/2011	145	21	10
		9/27/2011	195	30	13

W/P - 1-13

Exhibits\Rate Base\[KY Service & Billing Ending 063012.xlsx]201107 - 201110 pivot

Revenue month	Previous Read date	Current Read date	Values		
			Sum of Service Days	Sum of Billing Days	Count of Service Days2
	8/29/2011	9/28/2011	186	22	12
	8/30/2011	8/30/2011	3	64	5
		8/31/2011	8	48	8
		9/1/2011	15	60	10
		9/2/2011	20	70	10
		9/6/2011	20	7	5
		9/7/2011	315	348	70
		9/8/2011	60	61	12
		9/9/2011	39	32	7
		9/12/2011	98	41	14
		9/13/2011	75	26	10
		9/14/2011	144	78	18
		9/15/2011	85	39	10
		9/16/2011	54	35	6
		9/19/2011	53	14	5
		9/20/2011	132	61	12
		9/21/2011	357	144	31
		9/22/2011	132	49	11
		9/23/2011	88	32	7
		9/26/2011	126	24	9
		9/27/2011	44	9	3
		9/28/2011	90	12	6
		9/29/2011	16	1	1
	8/31/2011	8/31/2011	5	76	10
		9/1/2011	15	88	15
		9/2/2011	20	72	13
		9/6/2011	53	36	15
		9/7/2011	144	166	36
		9/8/2011	50	48	11
		9/9/2011	90	77	18
		9/12/2011	78	34	12
		9/13/2011	98	34	14
		9/14/2011	113	72	15
		9/15/2011	80	44	10
		9/16/2011	119	65	14
		9/19/2011	170	43	17
		9/20/2011	158	62	15
		9/21/2011	165	69	15
		9/22/2011	92	40	8
		9/23/2011	312	129	26
		9/26/2011	135	22	10
		9/27/2011	224	36	16
		9/28/2011	73	10	5
	9/1/2011	9/1/2011	2	79	4
		9/2/2011	15	90	15
		9/6/2011	45	42	15
		9/7/2011	88	87	25
		9/8/2011	64	66	16
		9/9/2011	140	169	31
		9/12/2011	204	82	34
		9/13/2011	72	23	11
		9/14/2011	126	75	18
		9/15/2011	128	74	17
		9/16/2011	72	45	9
		9/19/2011	86	28	9
		9/20/2011	240	92	24
		9/21/2011	252	108	24
		9/22/2011	77	32	7
		9/23/2011	184	75	16
		9/26/2011	338	82	26
		9/27/2011	392	63	29
		9/28/2011	70	10	5
		9/29/2011	15	1	1
	9/2/2011	9/2/2011	2	63	4
		9/6/2011	10	12	4
		9/7/2011	54	90	18
		9/8/2011	56	63	16
		9/9/2011	36	40	9
		9/12/2011	61	28	11
		9/13/2011	78	31	13
		9/14/2011	98	66	15
		9/15/2011	42	36	6
		9/16/2011	113	71	15
		9/19/2011	81	26	9
		9/20/2011	171	71	18
		9/21/2011	150	54	15
		9/22/2011	63	27	6
		9/23/2011	165	77	15
		9/26/2011	150	27	12
		9/27/2011	156	29	12
		9/28/2011	54	8	4
	9/6/2011	9/6/2011	1	16	2
		9/7/2011	8	54	8
		9/8/2011	5	31	3
		9/9/2011	18	57	9
		9/12/2011	60	40	17
		9/13/2011	40	22	10
		9/14/2011	99	92	22
		9/15/2011	45	49	9
		9/16/2011	44	42	8
		9/19/2011	35	13	5
		9/20/2011	98	62	13
		9/21/2011	96	57	12
		9/22/2011	111	62	13
		9/23/2011	144	73	16
		9/26/2011	63	13	6
		9/27/2011	187	47	17

W/P - 1-13

Exhibits\Rate Base\KY Service & Billing Ending 063012.xlsx\201107 - 201110 pivot

Revenue month	Previous Read date	Current Read date	Values		
			Sum of Service Days	Sum of Billing Days	Count of Service Days2
		9/28/2011	46	8	4
	9/7/2011	9/7/2011	2	54	4
		9/8/2011	5	25	5
		9/9/2011	11	35	7
		9/12/2011	57	55	19
		9/13/2011	46	59	13
		9/14/2011	84	78	21
		9/15/2011	59	59	13
		9/16/2011	80	65	16
		9/19/2011	176	80	27
		9/20/2011	231	135	33
		9/21/2011	143	88	19
		9/22/2011	40	18	5
		9/23/2011	102	49	12
		9/26/2011	110	21	11
		9/27/2011	147	32	14
		9/28/2011	11	1	1
		9/29/2011	23	2	2
	9/8/2011	9/8/2011	3	30	5
		9/9/2011	3	15	3
		9/12/2011	10	12	4
		9/13/2011	36	31	12
		9/14/2011	46	58	13
		9/15/2011	24	40	6
		9/16/2011	54	62	12
		9/19/2011	42	24	7
		9/20/2011	104	46	16
		9/21/2011	133	77	19
		9/22/2011	60	40	8
		9/23/2011	40	23	5
		9/26/2011	48	11	5
		9/27/2011	90	24	9
		9/28/2011	11	2	1
	9/9/2011	9/9/2011	2	38	3
		9/12/2011	10	15	5
		9/13/2011	8	8	3
		9/14/2011	42	58	14
		9/15/2011	39	48	11
		9/16/2011	48	70	12
		9/19/2011	77	41	14
		9/20/2011	96	76	16
		9/21/2011	91	55	14
		9/22/2011	63	41	9
		9/23/2011	98	63	13
		9/26/2011	72	20	8
		9/27/2011	105	30	11
		9/28/2011	30	5	3
	9/10/2011	9/14/2011	3	5	1
	9/12/2011	9/12/2011	2	7	3
		9/13/2011	2	6	2
		9/14/2011	8	22	5
		9/15/2011	24	54	12
		9/16/2011	20	39	8
		9/19/2011	32	24	8
		9/20/2011	36	41	8
		9/21/2011	60	41	12
		9/22/2011	44	38	8
		9/23/2011	30	21	5
		9/26/2011	68	19	9
		9/27/2011	80	24	10
		9/28/2011	68	14	8
	9/13/2011	9/13/2011	2	27	4
		9/14/2011	4	20	4
		9/15/2011	18	64	12
		9/16/2011	14	34	7
		9/19/2011	32	32	9
		9/20/2011	44	46	11
		9/21/2011	77	70	17
		9/22/2011	30	27	6
		9/23/2011	88	85	16
		9/26/2011	77	21	11
		9/27/2011	90	26	12
		9/28/2011	48	12	6
		9/29/2011	9	1	1
	9/14/2011	9/14/2011	2	33	3
		9/15/2011	1	5	1
		9/16/2011	9	38	6
		9/19/2011	24	23	8
		9/20/2011	42	59	12
		9/21/2011	148	98	37
		9/22/2011	23	21	5
		9/23/2011	40	56	8
		9/26/2011	52	20	8
		9/27/2011	49	18	7
	9/15/2011	9/16/2011	8	55	8
		9/19/2011	10	15	4
		9/20/2011	24	38	8
		9/21/2011	46	41	13
		9/22/2011	40	44	10
		9/23/2011	32	33	7
		9/26/2011	24	10	4
		9/27/2011	33	14	5
		9/28/2011	42	29	6
	9/16/2011	9/16/2011	1	26	2
		9/19/2011	12	16	6
		9/20/2011	23	48	9
		9/21/2011	33	44	11

W/P - 1-13

Exhibits\Rate Base\[KY Service & Billing Ending 063012.xlsx]201107 - 201110 pivot

Revenue month	Previous Read date	Current Read date	Values		
			Sum of Service Days	Sum of Billing Days	Count of Service Days2
	9/16/2011	9/22/2011	28	32	8
		9/23/2011	28	35	7
		9/26/2011	61	30	11
		9/27/2011	96	40	16
		9/28/2011	20	6	3
	9/18/2011	9/20/2011	2	6	1
	9/19/2011	9/19/2011	5	35	9
		9/20/2011	6	21	6
		9/21/2011	14	36	9
		9/22/2011	12	28	6
		9/23/2011	28	52	11
		9/26/2011	20	14	5
		9/27/2011	36	21	8
		9/28/2011	15	6	3
		9/29/2011	6	1	1
	9/20/2011	9/20/2011	1	8	1
		9/21/2011	10	47	10
		9/22/2011	6	19	4
		9/23/2011	14	37	7
		9/26/2011	11	5	3
		9/27/2011	72	38	18
		9/28/2011	14	4	3
		9/29/2011	5	1	1
		9/30/2011	6	-	1
	9/21/2011	9/22/2011	3	15	3
		9/23/2011	6	21	4
		9/26/2011	18	11	6
		9/27/2011	56	56	16
		9/28/2011	12	6	3
		9/29/2011	5	1	1
	9/22/2011	9/22/2011	1	5	1
		9/23/2011	5	27	5
		9/26/2011	18	12	7
		9/27/2011	30	21	10
		9/28/2011	11	6	3
	9/23/2011	9/23/2011	1	7	1
		9/26/2011	2	3	1
		9/27/2011	15	18	6
		9/28/2011	12	7	4
		9/29/2011	4	1	1
	9/26/2011	9/27/2011	2	6	2
		9/28/2011	2	2	1
	9/27/2011	9/27/2011	1	2	1
		9/30/2011	14	-	7
	9/28/2011	9/28/2011	1	2	1
	7/21/2011	9/29/2011	71	54	2
	7/27/2011	9/15/2011	26	18	1
	7/28/2011	9/29/2011	64	10	2
	7/29/2011	9/23/2011	29	12	1
		9/26/2011	60	18	2
		9/28/2011	31	5	1
	8/1/2011	10/3/2011	128	12	4
	8/2/2011	10/4/2011	64	6	2
	8/3/2011	9/20/2011	25	23	1
		10/5/2011	32	5	1
	8/5/2011	9/16/2011	22	20	1
		9/28/2011	28	14	1
		10/7/2011	96	15	3
	8/8/2011	9/19/2011	22	16	1
		10/3/2011	29	3	1
		10/10/2011	64	6	2
		10/19/2011	37	6	1
	8/9/2011	9/12/2011	105	144	6
		9/27/2011	25	17	1
		9/29/2011	26	6	1
		10/11/2011	128	12	4
	8/10/2011	9/30/2011	26	17	1
		10/12/2011	32	5	1
	8/11/2011	9/14/2011	53	60	3
		10/7/2011	29	5	1
		10/13/2011	96	21	3
	8/12/2011	9/21/2011	21	14	1
		9/26/2011	23	8	1
		9/27/2011	47	14	2
		9/30/2011	25	5	1
		10/12/2011	31	2	1
	8/15/2011	9/16/2011	17	18	1
		9/21/2011	19	16	1
		10/13/2011	30	8	1
		10/17/2011	64	6	2
		10/18/2011	33	3	1
	8/16/2011	9/19/2011	35	33	2
		10/5/2011	26	6	1
	8/17/2011	9/20/2011	158	127	9
		9/21/2011	18	14	1
		9/23/2011	19	10	1
		9/27/2011	21	7	1
		10/4/2011	25	6	1
	8/18/2011	9/8/2011	11	32	1
		9/20/2011	34	37	2
		9/21/2011	595	688	34
		9/27/2011	21	10	1
		9/28/2011	21	9	1
		9/30/2011	22	6	1
		10/3/2011	24	9	1
		10/6/2011	25	4	1
		10/10/2011	27	15	1

201110

W/P - 1-13

Exhibits\Rate Base\[KY Service & Billing Ending 063012.xlsx]201107 - 201110 pivot

Revenue month	Previous Read date	Current Read date	Values		
			Sum of Service Days	Sum of Billing Days	Count of Service Days2
	8/18/2011	10/20/2011	128	20	4
	8/19/2011	9/21/2011	17	16	1
		9/22/2011	70	77	4
		9/29/2011	21	27	1
		9/30/2011	22	6	1
	8/20/2011	9/20/2011	16	17	1
	8/22/2011	9/21/2011	16	14	1
		9/23/2011	50	68	3
		9/27/2011	19	8	1
		9/28/2011	19	5	1
		9/29/2011	78	19	4
		9/30/2011	20	4	1
		10/4/2011	22	6	1
		10/5/2011	23	5	1
		10/7/2011	47	39	2
		10/10/2011	25	8	1
	8/23/2011	9/20/2011	29	34	2
		9/21/2011	15	16	1
		9/26/2011	70	78	4
		9/30/2011	137	28	7
		10/4/2011	22	6	1
		10/13/2011	26	5	1
		10/14/2011	27	11	1
	8/24/2011	9/27/2011	105	85	6
		9/30/2011	57	12	3
		10/3/2011	41	6	2
	8/25/2011	9/27/2011	17	7	1
		10/3/2011	100	15	5
		10/4/2011	41	6	2
		10/8/2011	23	17	1
		10/19/2011	84	16	3
	8/26/2011	9/1/2011	4	33	1
		9/20/2011	26	34	2
		10/5/2011	21	5	1
		10/7/2011	22	13	1
		10/11/2011	24	3	1
		10/27/2011	32	1	1
	8/29/2011	8/29/2011	1	36	1
		9/6/2011	36	216	8
		9/7/2011	60	312	12
		9/8/2011	33	151	6
		9/13/2011	16	40	2
		9/14/2011	26	57	3
		9/15/2011	9	18	1
		9/16/2011	86	153	9
		9/18/2011	11	15	1
		9/20/2011	46	64	4
		9/27/2011	75	30	5
		9/28/2011	98,828	32,900	6,376
		9/29/2011	96	27	6
		9/30/2011	198	54	12
		10/3/2011	216	13	12
		10/10/2011	22	3	1
		10/13/2011	23	5	1
		10/19/2011	26	6	1
		10/20/2011	80	16	3
	8/30/2011	9/6/2011	36	252	9
		9/7/2011	5	26	1
		9/11/2011	7	23	1
		9/13/2011	8	21	1
		9/15/2011	9	19	1
		9/16/2011	9	18	1
		9/19/2011	11	15	1
		9/20/2011	11	14	1
		9/22/2011	12	12	1
		9/23/2011	25	24	2
		9/28/2011	165	65	11
		9/29/2011	71,889	23,219	4,638
		9/30/2011	192	48	12
		10/3/2011	88	13	5
		10/4/2011	126	13	7
		10/5/2011	19	2	1
		10/6/2011	95	15	5
		10/7/2011	20	4	1
		10/14/2011	23	5	1
	8/31/2011	9/2/2011	2	33	1
		9/6/2011	35	289	10
		9/7/2011	8	56	2
		9/8/2011	59	349	13
		9/9/2011	15	78	3
		9/12/2011	7	23	1
		9/14/2011	8	21	1
		9/20/2011	53	75	5
		9/21/2011	11	16	1
		9/22/2011	35	39	3
		9/23/2011	168	168	14
		9/25/2011	13	10	1
		9/26/2011	68	45	5
		9/27/2011	42	24	3
		9/28/2011	102	36	7
		9/29/2011	90	29	6
		9/30/2011	95,201	31,069	6,142
		10/1/2011	16	4	1
		10/3/2011	204	26	12
		10/5/2011	180	16	10
		10/6/2011	204	22	11
		10/7/2011	57	12	3

W/P - 1-13

Exhibits\Rate Base\KY Service & Billing Ending 063012.xlsx\201107 - 201110 pivot

Revenue month	Previous Read date	Current Read date	Values		
			Sum of Service Days	Sum of Billing Days	Count of Service Days2
	8/31/2011	10/8/2011	39	28	2
		10/13/2011	22	8	1
		10/19/2011	25	6	1
		10/20/2011	26	6	1
	9/1/2011	9/1/2011	1	33	1
		9/2/2011	1	34	1
		9/6/2011	18	180	6
		9/7/2011	11	84	3
		9/8/2011	196	1,378	49
		9/9/2011	18	109	4
		9/12/2011	12	52	2
		9/13/2011	72	253	11
		9/14/2011	133	421	19
		9/16/2011	64	166	8
		9/19/2011	95	172	10
		9/20/2011	100	158	10
		9/22/2011	22	28	2
		9/23/2011	12	13	1
		9/26/2011	39	36	3
		9/27/2011	54	36	4
		9/28/2011	378	136	27
		9/29/2011	363	119	25
		9/30/2011	540	167	36
		10/1/2011	248	125	16
		10/3/2011	109,742	22,554	6,651
		10/4/2011	85	11	5
		10/5/2011	35	4	2
		10/6/2011	12,816	2,844	712
		10/7/2011	37	9	2
		10/11/2011	21	3	1
		10/13/2011	22	7	1
	9/2/2011	9/2/2011	1	68	2
		9/5/2011	2	29	1
		9/6/2011	3	31	1
		9/7/2011	3	26	1
		9/8/2011	18	139	5
		9/9/2011	12	83	3
		9/20/2011	10	17	1
		9/22/2011	32	45	3
		9/23/2011	11	14	1
		9/24/2011	23	26	2
		9/26/2011	150	132	12
		9/27/2011	26	20	2
		9/28/2011	162	61	12
		9/29/2011	224	75	16
		9/30/2011	566	192	39
		10/1/2011	15	5	1
		10/3/2011	240	32	15
		10/4/2011	91,658	16,880	5,555
		10/5/2011	68	14	4
		10/6/2011	15,330	3,528	876
		10/10/2011	59	6	3
		10/13/2011	21	6	1
	9/3/2011	9/30/2011	14	4	1
		10/6/2011	17	1	1
		10/7/2011	18	4	1
		10/20/2011	24	5	1
	9/5/2011	10/13/2011	20	7	1
	9/6/2011	9/9/2011	172	2,666	86
		9/12/2011	718	5,740	205
		9/13/2011	768	5,184	192
		9/14/2011	738	4,259	164
		9/15/2011	780	3,901	156
		9/16/2011	242	1,056	44
		9/18/2011	7	22	1
		9/19/2011	189	567	27
		9/20/2011	8	20	1
		9/24/2011	10	19	1
		9/26/2011	21	28	2
		9/27/2011	11	7	1
		9/28/2011	184	87	16
		9/29/2011	252	119	21
		9/30/2011	400	166	32
		10/3/2011	504	115	36
		10/4/2011	247	42	17
		10/5/2011	58,380	19,514	3,892
		10/6/2011	124	32	8
		10/7/2011	48	12	3
		10/10/2011	8,330	1,413	476
		10/11/2011	54	7	3
		10/12/2011	93	6	5
		10/13/2011	19	11	1
		10/18/2011	22	3	1
	9/7/2011	9/7/2011	1	68	2
		9/9/2011	2	32	1
		9/12/2011	12	112	4
		9/13/2011	130	999	37
		9/15/2011	54	306	12
		9/16/2011	380	1,900	76
		9/18/2011	204	775	34
		9/19/2011	533	1,804	82
		9/20/2011	826	2,479	118
		9/21/2011	368	974	49
		9/22/2011	928	2,198	116
		9/23/2011	884	1,865	104
		9/24/2011	441	833	49
		9/26/2011	70	105	7

W/P - 1-13

Exhibits\Rate Base\[KY Service & Billing Ending 063012.xlsx]201107 - 201110 pivot

Revenue month	Previous Read date	Current Read date	Values		
			Sum of Service Days	Sum of Billing Days	Count of Service Days2
		9/27/2011	294	392	28
		9/28/2011	264	128	24
		9/29/2011	138	84	12
		9/30/2011	288	105	24
		10/3/2011	432	85	32
		10/4/2011	196	34	14
		10/5/2011	116	28	8
		10/6/2011	88,875	29,695	5,925
		10/7/2011	140	43	9
		10/10/2011	136	16	8
		10/11/2011	14,298	2,422	817
		10/12/2011	180	20	10
		10/19/2011	22	7	1
	9/8/2011	9/15/2011	4	20	1
		9/19/2011	6	23	1
		9/20/2011	7	21	1
		9/21/2011	14	32	2
		9/26/2011	29	48	3
		9/28/2011	126	71	12
		9/29/2011	209	175	19
		9/30/2011	391	196	34
		10/3/2011	845	201	65
		10/4/2011	243	53	18
		10/5/2011	112	28	8
		10/6/2011	174	57	12
		10/7/2011	51,885	17,384	3,459
		10/9/2011	16	3	1
		10/10/2011	528	82	32
		10/11/2011	187	30	11
		10/12/2011	403	31	23
		10/18/2011	21	3	1
		10/19/2011	84	21	4
		10/20/2011	86	19	4
		10/21/2011	22	4	1
	9/9/2011	9/13/2011	3	30	1
		9/14/2011	3	26	1
		9/15/2011	7	50	2
		9/18/2011	5	25	1
		9/21/2011	7	22	1
		9/27/2011	10	6	1
		9/28/2011	50	25	5
		9/29/2011	53	20	5
		9/30/2011	308	136	28
		10/3/2011	338	88	27
		10/4/2011	247	60	19
		10/5/2011	1,445	523	107
		10/6/2011	238	81	17
		10/7/2011	131	40	9
		10/10/2011	82,768	15,612	5,173
		10/11/2011	132	24	8
		10/12/2011	510	71	30
		10/13/2011	18	7	1
		10/14/2011	18	4	1
		10/17/2011	59	3	3
		10/18/2011	20	7	1
		10/19/2011	21	5	1
		10/20/2011	42	9	2
	9/11/2011	9/29/2011	10	5	1
		10/11/2011	16	3	1
	9/12/2011	9/12/2011	1	29	1
		9/19/2011	32	189	8
		9/20/2011	45	237	10
		9/21/2011	55	253	11
		9/22/2011	28	98	5
		9/24/2011	20	50	3
		9/26/2011	45	108	6
		9/27/2011	8	17	1
		9/28/2011	60	60	7
		9/29/2011	81	49	9
		9/30/2011	228	113	24
		10/3/2011	264	60	24
		10/4/2011	265	84	23
		10/5/2011	2,604	1,073	217
		10/6/2011	488	203	39
		10/7/2011	130	44	10
		10/10/2011	232	40	16
		10/11/2011	122,460	29,386	8,164
		10/12/2011	326	81	21
		10/13/2011	128	25	8
		10/14/2011	50	12	3
		10/17/2011	4,194	713	233
		10/18/2011	19	6	1
		10/19/2011	38	10	2
	9/13/2011	9/16/2011	2	31	1
		9/19/2011	7	56	2
		9/22/2011	5	19	1
		9/23/2011	11	30	2
		9/26/2011	84	249	12
		9/27/2011	75	187	10
		9/28/2011	80	106	10
		9/29/2011	77	84	9
		9/30/2011	144	83	16
		10/1/2011	10	16	1
		10/3/2011	273	85	26
		10/4/2011	264	122	24
		10/5/2011	2,818	1,189	245
		10/6/2011	168	64	14

W/P - 1-13

Exhibits\Rate Base\[KY Service & Billing Ending 063012.xlsx]201107 - 201110 pivot

Revenue month	Previous Read date	Current Read date	Values		
			Sum of Service Days	Sum of Billing Days	Count of Service Days2
	9/13/2011	10/7/2011	213	82	17
		10/10/2011	84	21	6
		10/11/2011	580	204	40
		10/12/2011	39,945	13,352	2,663
		10/13/2011	62	17	4
		10/14/2011	48	15	3
		10/17/2011	228	28	13
		10/18/2011	11,124	1,854	618
		10/19/2011	111	18	6
		10/20/2011	19	5	1
	9/14/2011	9/14/2011	1	35	1
		9/19/2011	3	22	1
		9/21/2011	4	27	1
		9/22/2011	5	26	1
		9/23/2011	5	27	1
		9/27/2011	119	357	17
		9/28/2011	98	95	13
		9/29/2011	80	90	10
		9/30/2011	85	51	10
		10/1/2011	9	17	1
		10/3/2011	380	105	38
		10/4/2011	126	30	12
		10/5/2011	1,914	848	174
		10/6/2011	138	56	12
		10/7/2011	1,344	1,189	112
		10/8/2011	1,138	912	91
		10/10/2011	608	264	45
		10/11/2011	700	160	50
		10/12/2011	87	28	6
		10/13/2011	72,165	24,281	4,811
		10/17/2011	289	49	17
		10/18/2011	333	47	19
		10/19/2011	234	32	13
		10/20/2011	130	27	7
		10/24/2011	41	10	2
	9/15/2011	9/19/2011	3	30	1
		9/20/2011	3	31	1
		9/22/2011	4	19	1
		9/28/2011	14	10	2
		9/29/2011	68	79	9
		9/30/2011	112	64	14
		10/3/2011	219	73	23
		10/4/2011	50	23	5
		10/5/2011	1,754	823	167
		10/6/2011	275	132	25
		10/7/2011	104	48	9
		10/10/2011	130	34	10
		10/11/2011	324	95	24
		10/12/2011	84	24	6
		10/13/2011	87	31	6
		10/14/2011	60,105	20,158	4,007
		10/17/2011	66	18	4
		10/18/2011	85	13	5
		10/19/2011	263	68	15
		10/20/2011	36	9	2
		10/21/2011	241	53	13
	9/16/2011	9/19/2011	2	29	1
		9/23/2011	4	18	1
		9/26/2011	6	24	1
		9/28/2011	85	65	13
		9/29/2011	63	149	9
		9/30/2011	120	103	16
		10/3/2011	207	62	23
		10/4/2011	143	41	15
		10/5/2011	460	230	46
		10/6/2011	987	467	94
		10/7/2011	165	99	15
		10/10/2011	88	18	7
		10/11/2011	533	211	41
		10/12/2011	338	131	25
		10/13/2011	70	20	5
		10/14/2011	116	36	8
		10/17/2011	63,280	17,934	3,955
		10/18/2011	14,487	3,377	878
		10/19/2011	357	109	21
		10/20/2011	665	153	38
		10/21/2011	18	4	1
		10/24/2011	215	16	11
		10/25/2011	20	2	1
	9/17/2011	10/11/2011	13	3	1
		10/17/2011	16	3	1
	9/18/2011	9/28/2011	6	5	1
		9/30/2011	7	4	1
		10/6/2011	323	170	34
		10/7/2011	10	5	1
		10/10/2011	12	3	1
	9/19/2011	9/19/2011	1	25	1
		9/21/2011	2	30	1
		9/22/2011	2	32	1
		9/27/2011	5	21	1
		9/28/2011	20	20	4
		9/29/2011	39	71	7
		9/30/2011	96	91	16
		10/3/2011	158	76	21
		10/4/2011	80	21	10
		10/5/2011	281	156	33
		10/6/2011	855	468	95



W/P - 1-13

Exhibits\Rate Base\[KY Service & Billing Ending 063012.xlsx]201107 - 201110 pivot

Revenue month	Previous Read date	Current Read date	Values		
			Sum of Service Days	Sum of Billing Days	Count of Service Days2
		10/7/2011	57	27	6
		10/8/2011	20	26	2
		10/10/2011	979	864	89
		10/11/2011	242	92	21
		10/12/2011	120	41	10
		10/13/2011	338	141	27
		10/14/2011	39	14	3
		10/17/2011	725	285	50
		10/18/2011	63,375	19,603	4,225
		10/19/2011	8,494	2,755	548
		10/20/2011	432	118	27
		10/21/2011	33	10	2
		10/24/2011	36	4	2
		10/25/2011	130	10	7
	9/20/2011	9/20/2011	2	70	3
		9/27/2011	44	291	11
		9/28/2011	54	249	12
		9/29/2011	45	124	9
		9/30/2011	143	136	26
		10/3/2011	182	86	26
		10/4/2011	113	108	15
		10/5/2011	96	36	12
		10/6/2011	1,241	805	146
		10/7/2011	99	74	11
		10/8/2011	10	17	1
		10/9/2011	10	15	1
		10/10/2011	126	91	12
		10/11/2011	165	46	15
		10/12/2011	242	127	21
		10/13/2011	156	108	13
		10/14/2011	213	81	17
		10/17/2011	1,190	569	85
		10/18/2011	1,044	363	72
		10/19/2011	85,365	32,865	5,691
		10/20/2011	4,061	1,172	262
		10/21/2011	32	14	2
		10/24/2011	298	34	17
		10/25/2011	288	29	16
		10/26/2011	19	2	1
	9/21/2011	9/21/2011	1	66	2
		9/22/2011	1	34	1
		9/27/2011	4	28	1
		9/28/2011	24	119	6
		9/29/2011	68	198	15
		9/30/2011	195	414	39
		10/3/2011	117	112	18
		10/4/2011	147	186	21
		10/5/2011	75	80	10
		10/6/2011	528	439	66
		10/7/2011	136	84	16
		10/10/2011	120	54	12
		10/11/2011	326	135	31
		10/12/2011	110	40	10
		10/13/2011	184	84	16
		10/14/2011	144	102	12
		10/17/2011	284	68	21
		10/18/2011	406	63	29
		10/19/2011	696	290	48
		10/20/2011	114,615	38,272	7,641
		10/21/2011	16	4	1
		10/24/2011	272	33	16
		10/25/2011	175	10	10
		10/26/2011	18	2	1
		10/27/2011	19	1	1
	9/22/2011	9/27/2011	12	99	4
		9/28/2011	14	20	4
		9/29/2011	28	142	7
		9/30/2011	63	81	14
		10/3/2011	150	187	25
		10/4/2011	78	49	12
		10/5/2011	70	32	10
		10/6/2011	1,005	683	134
		10/7/2011	72	41	9
		10/10/2011	67	17	7
		10/11/2011	1,870	2,744	187
		10/12/2011	1,565	2,068	149
		10/13/2011	1,177	1,313	107
		10/14/2011	23	9	2
		10/17/2011	260	113	20
		10/18/2011	432	115	32
		10/19/2011	112	34	8
		10/20/2011	232	72	16
		10/21/2011	60,225	20,085	4,015
		10/24/2011	17	2	1
		10/25/2011	51	8	3
		10/26/2011	105	18	6
		10/28/2011	19	3	1
	9/23/2011	9/23/2011	1	14	1
		9/26/2011	2	31	1
		9/27/2011	3	7	1
		9/28/2011	12	44	4
		9/29/2011	25	56	7
		9/30/2011	148	202	37
		10/1/2011	5	6	1
		10/3/2011	138	87	25
		10/4/2011	60	66	10
		10/5/2011	65	68	10

W/P - 1-13

Exhibits\Rate Base\[KY Service & Billing Ending 063012.xlsx]201107 - 201110 pivot

Revenue month	Previous Read date	Current Read date	Values		
			Sum of Service Days	Sum of Billing Days	Count of Service Days2
		10/6/2011	847	600	121
		10/7/2011	75	52	10
		10/10/2011	108	46	12
		10/11/2011	86	25	9
		10/12/2011	60	32	6
		10/13/2011	168	77	16
		10/14/2011	121	58	11
		10/17/2011	188	57	15
		10/18/2011	286	70	22
		10/19/2011	149	48	11
		10/20/2011	154	54	11
		10/21/2011	87	27	6
		10/24/2011	95,296	17,874	5,956
		10/25/2011	15,609	2,626	946
		10/26/2011	17	5	1
		10/27/2011	88	8	5
		10/28/2011	54	9	3
	9/24/2011	10/4/2011	11	6	2
		10/6/2011	325	250	50
		10/11/2011	9	3	1
		10/12/2011	10	1	1
		10/17/2011	12	7	1
		10/24/2011	31	4	2
	9/25/2011	9/30/2011	3	5	1
	9/26/2011	9/26/2011	1	30	1
		9/28/2011	9	32	6
		9/29/2011	16	37	8
		9/30/2011	63	134	25
		10/1/2011	3	5	1
		10/3/2011	56	35	14
		10/4/2011	104	81	23
		10/5/2011	35	32	7
		10/6/2011	105	91	19
		10/7/2011	60	46	10
		10/10/2011	68	30	9
		10/11/2011	104	40	13
		10/12/2011	162	92	19
		10/13/2011	54	26	6
		10/14/2011	38	18	4
		10/17/2011	44	13	4
		10/18/2011	150	39	13
		10/19/2011	324	155	27
		10/20/2011	275	110	22
		10/21/2011	104	39	8
		10/24/2011	131	27	9
		10/25/2011	66,675	13,338	4,445
		10/26/2011	31	4	2
		10/27/2011	16	4	1
		10/28/2011	50	9	3
	9/27/2011	9/27/2011	2	20	3
		9/28/2011	9	67	9
		9/29/2011	3	9	2
		9/30/2011	52	117	26
		10/3/2011	88	66	25
		10/4/2011	40	24	10
		10/5/2011	23	43	5
		10/6/2011	195	186	39
		10/7/2011	66	68	12
		10/10/2011	28	11	4
		10/11/2011	75	41	10
		10/12/2011	248	290	31
		10/13/2011	264	170	31
		10/14/2011	36	18	4
		10/17/2011	189	104	18
		10/18/2011	979	1,099	89
		10/19/2011	138	67	12
		10/20/2011	180	66	15
		10/21/2011	188	72	15
		10/24/2011	140	27	10
		10/25/2011	3,016	621	208
		10/26/2011	92,985	30,997	6,199
		10/27/2011	62	16	4
		10/28/2011	16	3	1
	9/28/2011	9/28/2011	2	43	4
		9/29/2011	3	15	3
		9/30/2011	11	34	7
		10/3/2011	57	63	19
		10/4/2011	42	52	12
		10/5/2011	44	36	11
		10/6/2011	54	46	12
		10/7/2011	40	45	8
		10/10/2011	52	23	8
		10/11/2011	98	48	14
		10/12/2011	98	57	13
		10/13/2011	80	46	10
		10/14/2011	43	22	5
		10/17/2011	90	38	9
		10/18/2011	105	37	10
		10/19/2011	99	43	9
		10/20/2011	115	49	10
		10/21/2011	48	18	4
		10/24/2011	135	25	10
		10/25/2011	112	16	8
		10/26/2011	87	18	6
	9/29/2011	9/29/2011	4	134	8
		9/30/2011	2	10	2
		10/3/2011	28	32	11

W/P - 1-13

Exhibits\Rate Base\[KY Service & Billing Ending 063012.xlsx]201107 - 201110 pivot

Revenue month	Previous Read date	Current Read date	Values		
			Sum of Service Days	Sum of Billing Days	Count of Service Days2
	9/29/2011	10/4/2011	30	25	10
		10/5/2011	42	46	12
		10/6/2011	60	69	15
		10/7/2011	72	88	16
		10/10/2011	66	41	11
		10/11/2011	85	42	13
		10/12/2011	42	27	6
		10/13/2011	60	38	8
		10/14/2011	80	48	10
		10/17/2011	152	63	16
		10/18/2011	90	29	9
		10/19/2011	84	43	8
		10/20/2011	132	59	12
		10/21/2011	127	53	11
		10/24/2011	130	27	10
		10/25/2011	135	21	10
		10/26/2011	56	11	4
		10/27/2011	15	1	1
	9/30/2011	9/30/2011	3	50	5
		10/3/2011	50	75	25
		10/4/2011	55	68	22
		10/5/2011	42	59	14
		10/6/2011	102	132	29
		10/7/2011	80	83	20
		10/8/2011	23	64	5
		10/10/2011	99	80	18
		10/11/2011	120	73	20
		10/12/2011	111	59	17
		10/13/2011	140	97	20
		10/14/2011	83	49	11
		10/15/2011	8	16	1
		10/17/2011	180	68	20
		10/18/2011	152	56	16
		10/19/2011	140	65	14
		10/20/2011	315	148	30
		10/21/2011	121	52	11
		10/24/2011	113	21	9
		10/25/2011	286	63	22
		10/26/2011	459	131	34
		10/27/2011	28	8	2
	10/1/2011	10/3/2011	2	2	1
		10/4/2011	2	3	1
		10/12/2011	6	5	1
		10/13/2011	7	5	1
		10/19/2011	10	9	1
		10/21/2011	11	10	1
		10/24/2011	12	3	1
		10/26/2011	13	5	1
	10/3/2011	10/4/2011	10	30	10
		10/5/2011	15	44	10
		10/6/2011	46	104	23
		10/7/2011	30	53	12
		10/8/2011	3	10	1
		10/10/2011	100	63	25
		10/11/2011	68	42	15
		10/12/2011	80	64	16
		10/13/2011	99	83	18
		10/14/2011	138	99	23
		10/17/2011	240	99	32
		10/18/2011	184	77	23
		10/19/2011	85	36	10
		10/20/2011	126	68	14
		10/21/2011	200	98	21
		10/24/2011	121	26	11
		10/25/2011	127	26	11
		10/26/2011	156	44	13
		10/27/2011	100	32	8
		10/28/2011	13	3	1
	10/4/2011	10/4/2011	2	21	3
		10/5/2011	10	50	10
		10/6/2011	18	59	12
		10/7/2011	12	29	6
		10/10/2011	63	44	18
		10/11/2011	108	87	27
		10/12/2011	59	68	13
		10/13/2011	40	36	8
		10/14/2011	105	88	19
		10/17/2011	77	40	11
		10/18/2011	135	43	18
		10/19/2011	64	37	8
		10/20/2011	128	72	15
		10/21/2011	90	45	10
		10/24/2011	116	28	11
		10/25/2011	154	33	14
		10/26/2011	92	26	8
		10/27/2011	192	64	16
	10/5/2011	10/6/2011	4	20	4
		10/7/2011	12	41	8
		10/8/2011	2	10	1
		10/10/2011	21	21	7
		10/11/2011	46	43	13
		10/12/2011	64	74	16
		10/13/2011	36	39	8
		10/14/2011	100	91	20
		10/17/2011	59	28	9
		10/18/2011	49	24	7
		10/19/2011	60	41	8

W/P - 1-13

Exhibits\Rate Base\[KY Service & Billing Ending 063012.xlsx]201107 - 201110 pivot

Revenue month	Previous Read date	Current Read date	Values			
			Sum of Service Days	Sum of Billing Days	Count of Service Days2	
10/5/2011		10/20/2011	112	68	14	
		10/21/2011	43	29	5	
		10/24/2011	50	13	5	
		10/25/2011	42	8	4	
		10/26/2011	44	11	4	
		10/27/2011	12	4	1	
	10/6/2011		10/6/2011	5	96	10
		10/7/2011	8	37	8	
		10/10/2011	23	24	9	
		10/11/2011	87	58	29	
		10/12/2011	39	33	11	
		10/13/2011	32	36	8	
		10/14/2011	59	54	13	
		10/17/2011	72	42	12	
		10/18/2011	91	44	14	
		10/19/2011	70	49	10	
		10/20/2011	135	85	18	
		10/21/2011	104	64	13	
		10/24/2011	114	24	12	
10/7/2011		10/25/2011	140	29	14	
		10/26/2011	63	12	6	
		10/27/2011	44	10	4	
		10/7/2011	1	17	1	
		10/10/2011	22	43	11	
		10/11/2011	28	33	11	
		10/12/2011	12	14	4	
		10/13/2011	392	568	112	
		10/14/2011	20	33	5	
		10/17/2011	94	64	17	
		10/18/2011	54	24	9	
		10/19/2011	104	75	16	
		10/20/2011	112	79	16	
10/8/2011		10/21/2011	45	26	6	
		10/24/2011	72	25	8	
		10/25/2011	29	8	3	
		10/26/2011	100	44	10	
		10/27/2011	21	8	2	
		10/8/2011	1	16	1	
		10/12/2011	3	2	1	
		10/13/2011	279	465	93	
		10/14/2011	7	8	2	
		10/17/2011	5	2	1	
		10/18/2011	17	7	3	
		10/19/2011	6	6	1	
		10/20/2011	13	9	2	
10/10/2011		10/25/2011	9	2	1	
		10/10/2011	3	25	6	
		10/11/2011	9	39	9	
		10/12/2011	8	22	5	
		10/13/2011	80	191	40	
		10/14/2011	23	38	9	
		10/17/2011	36	23	9	
		10/18/2011	410	271	91	
		10/19/2011	85	83	17	
		10/20/2011	72	61	13	
		10/21/2011	54	38	9	
		10/24/2011	98	33	13	
		10/25/2011	40	12	5	
	10/26/2011	60	20	7		
10/11/2011		10/27/2011	18	8	2	
		10/11/2011	2	26	4	
		10/12/2011	5	22	5	
		10/13/2011	26	85	17	
		10/14/2011	34	72	17	
		10/17/2011	49	39	14	
		10/18/2011	72	44	18	
		10/19/2011	54	46	12	
		10/20/2011	50	49	10	
		10/21/2011	1,084	978	197	
		10/24/2011	84	26	12	
		10/25/2011	60	15	8	
		10/26/2011	96	36	12	
	10/27/2011	26	9	3		
10/12/2011		10/12/2011	1	12	1	
		10/13/2011	8	54	8	
		10/14/2011	8	24	5	
		10/17/2011	9	6	3	
		10/18/2011	28	19	8	
		10/19/2011	88	94	22	
		10/20/2011	45	45	10	
		10/21/2011	785	782	157	
		10/24/2011	26	8	4	
		10/25/2011	63	20	9	
		10/26/2011	135	81	18	
		10/27/2011	40	20	5	
	10/13/2011		10/13/2011	2	33	3
		10/14/2011	1	5	1	
		10/17/2011	13	27	5	
		10/18/2011	33	36	11	
		10/19/2011	39	44	11	
		10/20/2011	28	34	7	
		10/21/2011	495	546	110	
		10/24/2011	78	31	13	
		10/25/2011	72	26	11	
		10/26/2011	63	27	9	
		10/27/2011	45	21	6	
10/14/2011			10/17/2011	8	19	4

W/P - 1-13

Exhibits\Rate Base\[KY Service & Billing Ending 063012.xlsx]201107 - 201110 pivot

Revenue month	Previous Read date	Current Read date	Values			
			Sum of Service Days	Sum of Billing Days	Count of Service Days2	
10/14/2011		10/18/2011	10	11	4	
		10/19/2011	36	49	12	
		10/20/2011	18	24	5	
		10/21/2011	20	22	5	
		10/24/2011	50	22	9	
		10/25/2011	42	19	7	
		10/26/2011	20	12	3	
		10/27/2011	21	12	3	
		10/15/2011	10/27/2011	7	4	1
		10/17/2011		10/17/2011	3	27
10/18/2011	3			12	3	
10/19/2011	5			16	3	
10/20/2011	16			40	8	
10/21/2011	20			39	8	
10/24/2011	36			23	9	
10/25/2011	23			11	5	
10/26/2011	30			15	6	
10/27/2011	11			5	2	
10/18/2011				10/18/2011	4	29
		10/19/2011	7	37	7	
		10/20/2011	15	47	10	
		10/21/2011	20	47	10	
		10/24/2011	49	37	14	
		10/25/2011	52	31	13	
		10/26/2011	392	424	87	
		10/27/2011	20	16	4	
		10/28/2011	6	3	1	
		10/19/2011		10/20/2011	1	5
10/21/2011	2			4	1	
10/24/2011	15			15	5	
10/25/2011	46			26	13	
10/26/2011	28			20	7	
10/27/2011	18			16	4	
10/20/2011	10/20/2011			2	38	4
10/20/2011		10/21/2011	2	10	2	
		10/24/2011	13	12	5	
		10/25/2011	30	18	10	
		10/26/2011	18	19	5	
		10/27/2011	32	29	8	
		10/21/2011	10/21/2011	1	6	1
		10/24/2011	2	3	1	
10/21/2011		10/25/2011	8	7	3	
		10/26/2011	12	17	4	
		10/27/2011	4	4	1	
		10/24/2011	1	7	1	
		10/25/2011	5	15	5	
		10/26/2011	9	27	6	
		10/27/2011	2	4	1	
10/25/2011		10/25/2011	1	9	2	
		10/26/2011	2	10	2	
		10/28/2011	2	-	1	
		10/26/2011	1	5	1	
10/26/2011	10/26/2011	1	5	1		
<b>Grand Total</b>			<b>7,841,778</b>	<b>2,553,433</b>	<b>517,153</b>	

W/P - 1-13

Exhibits\Rate Base\[KY Service & Billing Ending 063012.xlsx]201111 - 201202 pivot

Values					
Revenue month	Previous read date	Current read date	Sum of Service Days	Sum of Billing Days	Count of Service Days2
201111	7/29/2011	9/27/2011	31	37	1
	8/3/2011	10/4/2011	32	35	1
	8/22/2011	10/25/2011	33	13	1
	8/24/2011	11/1/2011	35	6	1
	8/26/2011	10/25/2011	31	14	1
	8/29/2011	10/27/2011	30	5	1
	8/30/2011	10/28/2011	60	10	2
	8/31/2011	9/26/2011	14	38	1
		9/27/2011	42	111	3
		10/31/2011	31	23	1
	9/1/2011	10/5/2011	18	30	1
		11/1/2011	31	3	1
	9/2/2011	10/27/2011	28	5	1
	9/6/2011	10/4/2011	15	35	1
		11/18/2011	37	5	1
	9/7/2011	10/6/2011	15	34	1
		11/4/2011	30	5	1
	9/8/2011	10/31/2011	27	3	1
	9/9/2011	10/28/2011	25	5	1
		11/7/2011	60	6	2
	9/12/2011	10/17/2011	36	40	2
		11/8/2011	87	14	3
	9/13/2011	10/11/2011	15	30	1
		10/12/2011	15	21	1
		11/9/2011	145	25	5
	9/14/2011	10/10/2011	14	36	1
		10/13/2011	15	20	1
		11/10/2011	87	15	3
	9/15/2011	10/14/2011	30	44	2
		10/17/2011	17	28	1
		11/11/2011	29	5	1
	9/16/2011	10/7/2011	11	28	1
		10/19/2011	17	14	1
		11/2/2011	24	6	1
		11/9/2011	28	9	1
		11/14/2011	120	12	4
	9/19/2011	10/18/2011	15	15	1
		10/19/2011	16	26	1
		11/15/2011	87	9	3
	9/20/2011	10/19/2011	30	29	2
		10/20/2011	16	21	1
		10/25/2011	18	7	1
		11/2/2011	22	5	1
		11/16/2011	58	12	2
	9/21/2011	10/20/2011	30	54	2
		10/25/2011	35	32	2
		10/27/2011	19	5	1
		10/28/2011	38	16	2
		11/17/2011	145	25	5
	9/22/2011	10/15/2011	12	26	1
		11/1/2011	21	6	1
	9/23/2011	10/5/2011	7	35	1
		10/26/2011	17	15	1
		11/1/2011	20	8	1
		11/3/2011	21	4	1
		11/5/2011	22	4	1
	9/26/2011	10/25/2011	15	14	1
		10/28/2011	17	4	1
		11/8/2011	44	6	2
		11/22/2011	29	7	1
	9/27/2011	10/4/2011	4	28	1
		10/21/2011	13	14	1
		10/27/2011	16	5	1
		10/28/2011	144	39	9
		10/31/2011	210	33	12
		11/1/2011	18	3	1
		11/2/2011	74	31	4
		11/7/2011	21	3	1
		11/17/2011	26	5	1
	9/28/2011	10/4/2011	539	4,312	154
		10/5/2011	540	3,650	135
		10/6/2011	540	3,123	120
		10/7/2011	95	475	19
		10/9/2011	6	23	1
		10/10/2011	7	22	1
		10/13/2011	8	19	1
		10/18/2011	11	15	1
		10/19/2011	11	13	1
		10/21/2011	60	61	5
		10/27/2011	77,115	25,772	5,141
		10/28/2011	13,423	4,327	866
		10/31/2011	238	35	14
		11/1/2011	210	51	12
		11/2/2011	126	29	7
		11/4/2011	19	5	1
		11/5/2011	20	4	1
		11/7/2011	21	2	1
		11/11/2011	23	10	1
		11/15/2011	25	7	1
	9/29/2011	10/3/2011	5	60	2
		10/4/2011	3	29	1
		10/5/2011	4	28	1
	10/6/2011	4	27	1	
	10/7/2011	9	52	2	
	10/27/2011	73	25	5	
	10/28/2011	69,720	23,372	4,648	
	10/31/2011	50	6	3	

W/P - 1-13

Exhibits\Rate Base\[KY Service & Billing Ending 063012.xlsx]201111 - 201202 pivot

Values						
Revenue month	Previous read date	Current read date	Sum of Service Days	Sum of Billing Days	Count of Service Days2	
9/29/2011		11/1/2011	51	8	3	
		11/2/2011	193	20	11	
		11/4/2011	241	48	13	
		11/7/2011	40	10	2	
		11/8/2011	82	28	4	
		11/14/2011	24	3	1	
		11/15/2011	24	7	1	
	9/30/2011		10/4/2011	3	28	1
			10/5/2011	6	58	2
			10/8/2011	680	3,924	151
			10/9/2011	5	25	1
			10/12/2011	13	44	2
			10/13/2011	7	21	1
			10/15/2011	1,104	2,634	138
			10/17/2011	18	34	2
		10/20/2011	21	34	2	
		10/21/2011	11	14	1	
		10/25/2011	13	9	1	
		10/26/2011	14	7	1	
		10/27/2011	98	46	7	
		10/28/2011	290	92	20	
		10/31/2011	93,760	17,735	5,860	
10/1/2011		11/1/2011	660	80	40	
		11/2/2011	85	10	5	
		11/3/2011	403	59	23	
		11/4/2011	18	5	1	
		11/5/2011	56	42	3	
		11/9/2011	21	6	1	
		11/15/2011	47	21	2	
		11/16/2011	24	5	1	
		11/21/2011	27	1	1	
	10/2/2011		11/1/2011	256	90	16
			11/3/2011	17	5	1
			11/7/2011	19	3	1
			11/9/2011	20	5	1
			11/11/2011	42	9	2
			11/16/2011	24	9	1
10/3/2011			11/2/2011	16	5	1
			10/4/2011	1	28	1
			10/5/2011	2	30	1
			10/6/2011	22	351	11
			10/12/2011	5	23	1
			10/14/2011	6	21	1
			10/24/2011	22	19	2
			10/27/2011	225	90	18
			10/28/2011	169	65	13
		10/31/2011	290	53	20	
		11/1/2011	100,455	21,286	6,697	
		11/2/2011	217	34	14	
		11/3/2011	128	36	8	
		11/4/2011	248	46	15	
		11/8/2011	19	21	1	
10/4/2011		11/9/2011	19	2	1	
		11/10/2011	20	4	1	
		11/11/2011	40	17	2	
		10/5/2011	1	33	1	
		10/6/2011	2	28	1	
		10/7/2011	2	31	1	
		10/11/2011	4	27	1	
		10/12/2011	5	26	1	
		10/13/2011	5	25	1	
		10/17/2011	14	42	2	
		10/27/2011	1,932	805	161	
		10/28/2011	225	84	18	
		10/31/2011	210	30	15	
		11/1/2011	232	40	16	
		11/2/2011	83,205	27,792	5,547	
10/5/2011		11/3/2011	124	34	8	
		11/4/2011	352	86	22	
		11/7/2011	18	1	1	
		11/8/2011	18	3	1	
		11/10/2011	38	14	2	
		11/11/2011	20	6	1	
		11/14/2011	21	8	1	
		11/15/2011	22	7	1	
		11/17/2011	45	18	2	
		10/5/2011	1	33	1	
		10/6/2011	2	66	2	
		10/8/2011	6	78	3	
		10/11/2011	4	24	1	
		10/12/2011	4	27	1	
		10/24/2011	10	15	1	
	10/27/2011	1,668	733	145		
	10/28/2011	108	43	9		
	10/31/2011	351	71	26		
10/6/2011		11/1/2011	196	33	14	
		11/2/2011	160	40	11	
		11/3/2011	72,345	24,179	4,823	
		11/4/2011	93	24	6	
		11/7/2011	255	30	15	
		11/9/2011	36	2	2	
		11/11/2011	19	5	1	
		11/15/2011	21	7	1	
		11/18/2011	23	7	1	
		11/28/2011	28	2	1	
	10/6/2011		10/6/2011	3	156	5
			10/8/2011	2	26	1

W/P - 1-13

Exhibits\Rate Base\[KY Service &amp; Billing Ending 063012.xlsx]201111 - 201202 pivot

Revenue month	Previous read date	Current read date	Values		
			Sum of Service Days	Sum of Billing Days	Count of Service Days2
	10/6/2011	10/11/2011	3	24	1
		10/12/2011	18	140	5
		10/14/2011	9	53	2
		10/21/2011	32	76	4
		10/24/2011	10	16	1
		10/27/2011	1,419	650	129
		10/28/2011	184	72	16
		10/31/2011	468	123	36
		11/1/2011	9,909	2,222	734
		11/2/2011	11,732	4,187	838
		11/3/2011	653	114	45
		11/4/2011	99,780	33,333	6,652
		11/5/2011	31	38	2
		11/7/2011	198	18	12
		11/8/2011	34	18	2
		11/9/2011	158	11	9
		11/10/2011	72	8	4
		11/11/2011	19	6	1
		11/14/2011	20	2	1
		11/15/2011	82	22	4
		11/22/2011	24	3	1
	10/7/2011	10/10/2011	2	30	1
		10/14/2011	24	156	6
		10/15/2011	14	57	3
		10/17/2011	11	41	2
		10/20/2011	35	100	5
		10/21/2011	38	97	5
		10/23/2011	9	17	1
		10/27/2011	221	105	21
		10/28/2011	121	51	11
		10/31/2011	125	27	10
		11/1/2011	156	43	12
		11/2/2011	149	43	11
		11/3/2011	18,046	7,720	1,289
		11/4/2011	9,860	3,392	680
		11/5/2011	17,730	4,904	1,182
		11/7/2011	6,048	756	378
		11/8/2011	50	10	3
		11/9/2011	85	9	5
		11/10/2011	35	9	2
		11/11/2011	126	60	7
		11/14/2011	20	3	1
		11/15/2011	20	7	1
	10/8/2011	10/31/2011	1,848	460	154
		11/1/2011	13	2	1
	10/9/2011	10/31/2011	35	9	3
		11/4/2011	14	5	1
		11/15/2011	19	7	1
	10/10/2011	10/12/2011	2	29	1
		10/21/2011	6	20	1
		10/24/2011	8	17	1
		10/26/2011	17	22	2
		10/27/2011	18	10	2
		10/28/2011	95	43	10
		10/29/2011	10	3	1
		10/31/2011	187	36	17
		11/1/2011	207	49	18
		11/2/2011	228	64	19
		11/3/2011	200	74	16
		11/4/2011	169	62	13
		11/5/2011	24,381	9,027	1,806
		11/7/2011	55,695	11,541	3,841
		11/8/2011	180	42	12
		11/9/2011	78	12	5
		11/10/2011	272	32	17
		11/11/2011	50	13	3
		11/14/2011	18	3	1
		11/15/2011	19	7	1
		11/16/2011	19	5	1
		11/17/2011	98	25	5
	10/11/2011	10/11/2011	1	54	2
		10/18/2011	4	27	1
		10/21/2011	17	68	3
		10/25/2011	8	17	1
		10/26/2011	8	16	1
		10/27/2011	26	15	3
		10/28/2011	81	41	9
		10/31/2011	210	45	20
		11/1/2011	297	61	27
		11/2/2011	161	55	14
		11/3/2011	108	43	9
		11/4/2011	500	213	40
		11/5/2011	65	23	5
		11/7/2011	112	18	8
		11/8/2011	111,955	24,027	7,721
		11/9/2011	19,095	6,334	1,273
		11/10/2011	403	82	26
		11/11/2011	288	66	18
		11/14/2011	70	11	4
		11/15/2011	216	14	12
		11/16/2011	19	5	1
		11/17/2011	76	26	4
		11/18/2011	20	11	1
		11/22/2011	22	3	1
	10/12/2011	10/13/2011	47	1,497	47
		10/14/2011	3	62	2
		10/15/2011	2	20	1



W/P - 1-13

Exhibits\Rate Base\[KY Service & Billing Ending 063012.xlsx]201111 - 201202 pivot

			Values			
Revenue month	Previous read date	Current read date	Sum of Service Days	Sum of Billing Days	Count of Service Days2	
10/12/2011		10/17/2011	384	3,573	128	
		10/18/2011	123	948	35	
		10/27/2011	8	5	1	
		10/31/2011	180	51	18	
		11/1/2011	116	28	11	
		11/2/2011	110	38	10	
		11/3/2011	138	66	12	
		11/4/2011	204	80	17	
		11/5/2011	125	42	10	
		11/7/2011	243	53	18	
		11/8/2011	280	58	20	
		11/9/2011	36,743	12,648	2,534	
		11/10/2011	330	58	22	
		11/11/2011	62	18	4	
		11/14/2011	204	34	12	
		11/15/2011	263	16	15	
		11/16/2011	18	6	1	
		11/17/2011	19	5	1	
		11/18/2011	19	11	1	
		11/22/2011	21	7	1	
		11/23/2011	22	7	1	
	10/13/2011		10/13/2011	1	53	2
			10/21/2011	5	25	1
		10/26/2011	7	9	1	
		10/27/2011	15	10	2	
		10/28/2011	64	34	8	
		10/31/2011	209	57	22	
		11/1/2011	130	33	13	
		11/2/2011	158	51	15	
		11/3/2011	187	125	17	
		11/4/2011	115	46	10	
		11/5/2011	60	28	5	
		11/7/2011	143	19	11	
		11/8/2011	176	34	13	
		11/9/2011	826	296	59	
		11/10/2011	73,370	25,554	5,060	
		11/11/2011	540	147	36	
		11/14/2011	50	7	3	
		11/15/2011	408	47	24	
10/14/2011			10/21/2011	4	20	1
			10/25/2011	6	14	1
			10/27/2011	21	17	3
			10/28/2011	75	76	10
			10/31/2011	144	39	16
		11/1/2011	209	64	22	
		11/2/2011	140	52	14	
		11/3/2011	242	167	23	
		11/4/2011	231	99	21	
		11/5/2011	35	26	3	
		11/7/2011	1,388	956	111	
		11/8/2011	247	64	19	
		11/9/2011	135	50	10	
		11/10/2011	112	38	8	
		11/11/2011	56,347	19,632	3,886	
		11/14/2011	112	25	7	
		11/15/2011	99	23	6	
		11/16/2011	153	9	9	
		11/17/2011	490	56	28	
		11/21/2011	39	11	2	
		11/22/2011	20	8	1	
		11/23/2011	41	14	2	
		11/29/2011	24	1	1	
10/15/2011		10/27/2011	7	7	1	
		10/28/2011	7	4	1	
		10/31/2011	1,165	425	137	
		11/1/2011	27	7	3	
		11/2/2011	10	5	1	
		11/18/2011	18	5	1	
		10/17/2011	2	48	3	
10/17/2011		10/22/2011	6	60	2	
		10/26/2011	30	143	6	
		10/27/2011	39	96	7	
		10/28/2011	54	44	9	
		10/29/2011	13	48	2	
		10/31/2011	143	72	19	
		11/1/2011	88	31	11	
		11/2/2011	102	69	12	
		11/3/2011	99	52	11	
		11/4/2011	190	171	20	
		11/7/2011	308	118	28	
		11/8/2011	426	210	37	
		11/9/2011	1,848	761	154	
		11/10/2011	100	40	8	
		11/11/2011	26	9	2	
		11/14/2011	58,058	17,923	4,004	
		11/15/2011	2,460	1,037	164	
	11/16/2011	2,077	787	134		
	11/17/2011	256	69	16		
	11/18/2011	215	52	13		
	11/21/2011	18	4	1		
10/18/2011		10/18/2011	1	23	1	
		10/20/2011	2	28	1	
		10/21/2011	2	17	1	
		10/27/2011	25	25	5	
		10/28/2011	66	73	12	
		10/29/2011	78	287	13	
		10/31/2011	133	43	19	

W/P - 1-13

Exhibits\Rate Base\[KY Service & Billing Ending 063012.xlsx]201111 - 201202 pivot

Revenue month	Previous read date	Current read date	Values			
			Sum of Service Days	Sum of Billing Days	Count of Service Days2	
10/18/2011		11/1/2011	135	48	18	
		11/2/2011	128	95	16	
		11/3/2011	51	40	6	
		11/4/2011	81	41	9	
		11/5/2011	29	13	3	
		11/7/2011	116	41	11	
		11/8/2011	55	13	5	
		11/9/2011	437	181	38	
		11/10/2011	240	101	20	
		11/11/2011	63	20	5	
		11/14/2011	14,798	7,808	1,057	
		11/15/2011	67,585	18,221	4,661	
		11/16/2011	2,415	880	161	
		11/17/2011	481	135	31	
		11/18/2011	64	17	4	
		11/21/2011	53	12	3	
	10/19/2011		10/19/2011	2	73	3
			10/22/2011	16	246	8
			10/25/2011	18	117	5
			10/27/2011	32	182	7
			10/28/2011	110	234	22
		10/29/2011	22	92	4	
		10/31/2011	748	2,233	115	
		11/1/2011	938	2,395	134	
		11/2/2011	203	273	27	
		11/3/2011	72	53	9	
		11/4/2011	128	115	15	
		11/5/2011	27	12	3	
		11/7/2011	90	60	9	
		11/8/2011	536	563	51	
		11/9/2011	319	311	29	
		11/10/2011	322	285	28	
		11/11/2011	84	46	7	
		11/14/2011	5,036	2,832	373	
		11/15/2011	15,120	7,439	1,080	
		11/16/2011	61,582	25,465	4,247	
		11/17/2011	3,360	1,136	224	
	11/18/2011	1,504	390	97		
	11/21/2011	34	9	2		
	11/22/2011	595	80	34		
	11/23/2011	108	36	6		
10/20/2011		10/20/2011	1	32	1	
		10/22/2011	75	1,501	50	
		10/25/2011	6	54	2	
		10/26/2011	63	468	18	
		10/27/2011	52	294	13	
		10/28/2011	41	148	9	
		10/29/2011	70	325	14	
		10/31/2011	114	159	19	
		11/1/2011	611	1,662	94	
		11/2/2011	1,211	3,296	173	
		11/3/2011	105	78	14	
		11/4/2011	296	472	37	
		11/5/2011	94	64	11	
		11/6/2011	9	16	1	
		11/7/2011	238	194	25	
		11/8/2011	90	20	9	
		11/9/2011	147	114	14	
		11/10/2011	242	226	22	
		11/11/2011	81	50	7	
		11/14/2011	468	238	36	
		11/15/2011	54	8	4	
	11/16/2011	1,638	657	117		
	11/17/2011	108,634	37,558	7,492		
	11/18/2011	210	60	14		
	11/20/2011	16	2	1		
	11/21/2011	116	20	7		
	11/22/2011	374	36	22		
	11/23/2011	70	12	4		
10/21/2011		10/21/2011	1	17	1	
		10/26/2011	9	62	3	
		10/27/2011	11	15	3	
		10/28/2011	16	18	4	
		10/31/2011	50	21	9	
		11/1/2011	96	46	16	
		11/2/2011	33	22	5	
		11/3/2011	49	33	7	
		11/4/2011	105	66	14	
		11/5/2011	72	40	9	
		11/7/2011	54	14	6	
		11/8/2011	76	21	8	
		11/9/2011	50	19	5	
		11/10/2011	74	25	7	
		11/11/2011	308	132	28	
		11/14/2011	138	42	11	
		11/15/2011	117	33	9	
		11/16/2011	68	22	5	
		11/17/2011	154	52	11	
		11/18/2011	64,902	22,403	4,476	
		11/21/2011	48	6	3	
	11/22/2011	17	3	1		
	11/23/2011	272	92	16		
10/22/2011		11/1/2011	6	3	1	
		11/3/2011	7	6	1	
		11/4/2011	7	5	1	
		11/14/2011	636	371	53	
		11/15/2011	88	49	7	

W/P - 1-13

Exhibits\Rate Base\[KY Service & Billing Ending 063012.xlsx]201111 - 201202 pivot

Values					
Revenue month	Previous read date	Current read date	Sum of Service Days	Sum of Billing Days	Count of Service Days2
	10/23/2011	11/4/2011	7	5	1
		11/14/2011	12	3	1
	10/24/2011	10/24/2011	1	23	1
		10/27/2011	4	10	2
		10/28/2011	18	40	7
		10/31/2011	40	65	10
		11/1/2011	90	91	20
		11/2/2011	70	61	14
		11/3/2011	28	23	5
		11/4/2011	96	76	16
		11/5/2011	13	10	2
		11/7/2011	45	30	6
		11/8/2011	56	19	7
		11/9/2011	68	27	8
		11/10/2011	72	38	8
		11/11/2011	48	24	5
		11/14/2011	253	109	23
		11/15/2011	150	56	13
		11/16/2011	252	129	21
		11/17/2011	263	115	21
		11/18/2011	91	37	7
		11/21/2011	86,681	23,955	5,978
		11/22/2011	45	14	3
		11/23/2011	78	33	5
		11/28/2011	72	5	4
	10/25/2011	10/25/2011	2	68	3
		10/27/2011	3	10	2
		10/28/2011	18	95	9
		10/29/2011	3	23	1
		10/31/2011	49	53	14
		11/1/2011	136	105	34
		11/2/2011	50	40	11
		11/3/2011	35	28	7
		11/4/2011	105	106	19
		11/5/2011	12	10	2
		11/7/2011	35	11	5
		11/8/2011	75	43	10
		11/9/2011	112	66	14
		11/10/2011	51	23	6
		11/11/2011	72	40	8
		11/14/2011	242	212	23
		11/15/2011	231	79	21
		11/16/2011	219	106	19
		11/17/2011	228	95	19
		11/18/2011	125	70	10
		11/21/2011	2,982	838	213
		11/22/2011	77,169	37,257	5,322
		11/23/2011	660	307	44
		11/28/2011	53	6	3
	10/26/2011	10/26/2011	3	104	5
		10/27/2011	4	20	4
		10/28/2011	5	15	3
		10/31/2011	63	49	21
		11/1/2011	39	28	11
		11/2/2011	52	137	13
		11/3/2011	869	5,045	193
		11/4/2011	205	845	41
		11/7/2011	195	524	30
		11/8/2011	84	57	12
		11/9/2011	105	81	14
		11/10/2011	104	88	13
		11/11/2011	26	13	3
		11/14/2011	300	199	30
		11/15/2011	1,775	2,370	169
		11/16/2011	1,716	2,116	156
		11/17/2011	69	38	6
		11/18/2011	84	34	7
		11/21/2011	135	22	10
		11/22/2011	70	27	5
		11/23/2011	83,216	40,273	5,739
		11/28/2011	34	4	2
		11/29/2011	88	5	5
	10/27/2011	10/27/2011	2	48	3
		10/28/2011	2	10	2
		10/31/2011	15	18	6
		11/1/2011	39	28	13
		11/2/2011	35	35	10
		11/3/2011	44	39	11
		11/4/2011	63	60	14
		11/5/2011	10	10	2
		11/7/2011	48	13	8
		11/8/2011	39	12	6
		11/9/2011	77	46	11
		11/10/2011	90	55	12
		11/11/2011	24	13	3
		11/14/2011	190	116	20
		11/15/2011	120	53	12
		11/16/2011	63	33	6
		11/17/2011	110	50	10
		11/18/2011	58	21	5
		11/21/2011	156	36	12
		11/22/2011	108	26	8
		11/23/2011	70	34	5
		11/28/2011	99	10	6
		11/29/2011	34	2	2
	10/28/2011	10/28/2011	1	11	1
		10/31/2011	20	30	10

W/P - 1-13

Exhibits\Rate Base\[KY Service & Billing Ending 063012.xlsx]201111 - 201202 pivot

Values						
Revenue month	Previous read date	Current read date	Sum of Service Days	Sum of Billing Days	Count of Service Days2	
10/28/2011		11/1/2011	23	26	9	
		11/2/2011	45	48	15	
		11/3/2011	42	145	12	
		11/4/2011	52	60	13	
		11/5/2011	9	8	2	
		11/7/2011	77	47	14	
		11/8/2011	72	48	12	
		11/9/2011	13	3	2	
		11/10/2011	63	42	9	
		11/11/2011	60	52	8	
		11/14/2011	126	92	14	
		11/15/2011	105	41	11	
		11/16/2011	140	68	14	
		11/17/2011	74	27	7	
		11/18/2011	88	37	8	
		11/21/2011	175	49	14	
		11/22/2011	156	68	12	
		11/23/2011	162	81	12	
		11/28/2011	48	5	3	
	10/29/2011		11/4/2011	4	5	1
			11/14/2011	213	175	25
			11/15/2011	36	12	4
			11/16/2011	48	30	5
		11/21/2011	12	4	1	
10/31/2011		10/31/2011	4	84	7	
		11/1/2011	8	21	8	
		11/2/2011	30	97	20	
		11/3/2011	14	35	7	
		11/4/2011	60	113	24	
		11/5/2011	30	48	10	
		11/7/2011	44	43	11	
		11/8/2011	68	45	15	
		11/9/2011	60	45	12	
		11/10/2011	61	51	11	
		11/11/2011	90	85	15	
		11/14/2011	128	87	17	
		11/15/2011	88	42	11	
		11/16/2011	961	694	113	
		11/17/2011	153	88	17	
		11/18/2011	143	67	15	
		11/21/2011	88	22	8	
	11/22/2011	104	43	9		
	11/23/2011	156	88	13		
	11/28/2011	102	19	7		
11/1/2011		11/1/2011	4	82	7	
		11/2/2011	12	60	12	
		11/3/2011	17	53	11	
		11/4/2011	46	103	23	
		11/5/2011	13	34	5	
		11/7/2011	42	25	12	
		11/8/2011	88	64	22	
		11/9/2011	54	36	12	
		11/10/2011	70	62	14	
		11/11/2011	66	52	12	
		11/14/2011	119	63	17	
		11/15/2011	120	58	16	
		11/16/2011	960	698	120	
		11/17/2011	808	471	95	
		11/18/2011	126	62	14	
		11/21/2011	231	83	22	
		11/22/2011	88	34	8	
	11/23/2011	161	112	14		
	11/28/2011	70	10	5		
11/2/2011		11/2/2011	2	21	3	
		11/3/2011	9	47	9	
		11/4/2011	11	34	7	
		11/5/2011	4	10	2	
		11/7/2011	39	32	13	
		11/8/2011	42	36	12	
		11/9/2011	56	49	14	
		11/10/2011	126	132	28	
		11/11/2011	60	54	12	
		11/14/2011	98	52	15	
		11/15/2011	91	42	13	
		11/16/2011	195	145	26	
		11/17/2011	1,440	892	180	
		11/18/2011	60	32	7	
		11/21/2011	180	48	18	
		11/22/2011	42	20	4	
		11/23/2011	88	55	8	
	11/28/2011	81	12	6		
11/3/2011		11/4/2011	12	59	12	
		11/5/2011	6	17	4	
		11/7/2011	8	8	3	
		11/8/2011	18	21	6	
		11/9/2011	60	51	17	
		11/10/2011	72	81	18	
		11/11/2011	50	50	11	
		11/14/2011	54	31	9	
		11/15/2011	85	31	13	
		11/16/2011	42	23	6	
		11/17/2011	98	67	13	
		11/18/2011	16	8	2	
		11/19/2011	9	3	1	
		11/21/2011	76	22	8	
		11/22/2011	10	7	1	
		11/23/2011	2,048	1,363	195	

W/P - 1-13

Exhibits\Rate Base\[KY Service & Billing Ending 063012.xlsx]201111 - 201202 pivot

Values					
Revenue month	Previous read date	Current read date	Sum of Service Days	Sum of Billing Days	Count of Service Days2
	11/3/2011	11/28/2011	39	6	3
		11/29/2011	14	1	1
	11/4/2011	11/4/2011	1	18	1
		11/5/2011	5	62	5
		11/7/2011	4	6	2
		11/8/2011	18	21	7
		11/9/2011	63	76	21
		11/10/2011	53	84	15
		11/11/2011	76	86	19
		11/14/2011	127	133	23
		11/15/2011	96	64	16
		11/16/2011	124	56	19
		11/17/2011	168	113	24
		11/18/2011	105	61	14
		11/21/2011	198	63	22
		11/22/2011	86	45	9
		11/23/2011	410	281	41
		11/28/2011	75	11	6
		11/29/2011	39	3	3
	11/5/2011	11/9/2011	5	4	2
		11/10/2011	9	15	3
		11/11/2011	18	22	5
		11/14/2011	25	15	5
		11/15/2011	28	10	5
		11/16/2011	36	19	6
		11/17/2011	26	18	4
		11/18/2011	7	4	1
		11/21/2011	34	8	4
		11/22/2011	18	6	2
		11/23/2011	10	6	1
		11/28/2011	60	10	5
	11/6/2011	11/17/2011	6	5	1
	11/7/2011	11/8/2011	7	25	7
		11/9/2011	12	33	8
		11/10/2011	22	56	11
		11/11/2011	330	650	132
		11/14/2011	108	141	27
		11/15/2011	32	29	7
		11/16/2011	40	42	8
		11/17/2011	94	96	17
		11/18/2011	24	19	4
		11/21/2011	53	20	7
		11/22/2011	32	16	4
		11/23/2011	255	209	30
		11/28/2011	44	8	4
	11/8/2011	11/8/2011	2	36	4
		11/9/2011	2	10	2
		11/10/2011	11	34	7
		11/11/2011	10	25	5
		11/14/2011	91	127	26
		11/15/2011	144	189	36
		11/16/2011	122	125	27
		11/17/2011	50	44	10
		11/18/2011	61	46	11
		11/21/2011	84	24	12
		11/22/2011	98	63	13
		11/23/2011	40	32	5
		11/28/2011	53	8	5
	11/9/2011	11/9/2011	1	7	1
		11/10/2011	4	20	4
		11/11/2011	6	19	4
		11/14/2011	36	54	12
		11/15/2011	81	121	23
		11/16/2011	108	78	27
		11/17/2011	27	29	6
		11/18/2011	15	14	3
		11/21/2011	78	28	12
		11/22/2011	49	29	7
		11/23/2011	75	68	10
		11/28/2011	50	10	5
	11/10/2011	11/10/2011	1	25	2
		11/11/2011	3	15	3
		11/14/2011	33	80	13
		11/15/2011	108	170	36
		11/16/2011	53	46	15
		11/17/2011	48	53	12
		11/18/2011	27	27	6
		11/21/2011	72	32	12
		11/22/2011	163	91	25
		11/23/2011	42	38	6
		11/28/2011	67	14	7
	11/11/2011	11/11/2011	1	16	2
		11/14/2011	6	12	3
		11/15/2011	13	16	5
		11/16/2011	21	32	7
		11/17/2011	35	46	10
		11/18/2011	28	34	7
		11/21/2011	28	9	5
		11/22/2011	36	35	6
		11/23/2011	39	39	6
		11/28/2011	36	8	4
	11/14/2011	11/14/2011	1	10	2
		11/15/2011	3	13	3
		11/16/2011	20	77	13
		11/17/2011	16	35	8
		11/18/2011	13	24	5
		11/21/2011	32	32	8

W/P - 1-13

Exhibits\Rate Base\[KY Service & Billing Ending 063012.xlsx]201111 - 201202 pivot

			Values		
Revenue month	Previous read date	Current read date	Sum of Service Days	Sum of Billing Days	Count of Service Days2
	11/14/2011	11/22/2011	32	23	7
		11/23/2011	100	124	20
		11/28/2011	45	9	6
	11/15/2011	11/15/2011	1	6	1
		11/16/2011	7	43	7
		11/17/2011	6	20	4
		11/18/2011	8	19	4
		11/21/2011	32	30	9
		11/22/2011	32	40	8
		11/23/2011	765	1,185	170
		11/28/2011	49	14	7
		11/29/2011	15	2	2
	11/16/2011	11/16/2011	3	26	5
		11/17/2011	7	35	7
		11/18/2011	6	19	4
		11/21/2011	6	12	2
		11/22/2011	28	36	8
		11/23/2011	648	1,127	162
		11/28/2011	33	10	5
	11/17/2011	11/18/2011	4	20	4
		11/21/2011	15	22	6
		11/22/2011	18	22	6
		11/23/2011	14	25	4
		11/28/2011	24	8	4
	11/18/2011	11/21/2011	8	12	4
		11/22/2011	20	43	8
		11/23/2011	9	19	3
		11/28/2011	11	4	2
	11/21/2011	11/22/2011	5	35	5
		11/23/2011	21	97	14
		11/28/2011	24	12	6
	11/22/2011	11/22/2011	1	14	2
		11/23/2011	1	7	1
		11/25/2011	2	-	1
	11/28/2011	11/28/2011	1	2	1
<b>201111 Total</b>			<b>1,809,707</b>	<b>648,859</b>	<b>127,377</b>
<b>201112</b>	9/16/2011	11/28/2011	37	22	1
	9/20/2011	12/1/2011	37	13	1
	9/22/2011	11/30/2011	35	5	1
	9/27/2011	11/30/2011	33	5	1
	9/28/2011	11/1/2011	18	35	1
		11/28/2011	62	12	2
	9/30/2011	11/15/2011	24	17	1
		11/30/2011	341	59	11
	10/1/2011	12/2/2011	32	5	1
	10/3/2011	12/13/2011	36	3	1
	10/4/2011	12/2/2011	30	5	1
	10/6/2011	11/9/2011	18	29	1
		12/5/2011	61	14	2
	10/7/2011	11/11/2011	18	26	1
		11/30/2011	28	5	1
		12/5/2011	30	2	1
	10/8/2011	11/30/2011	27	5	1
	10/10/2011	11/28/2011	25	3	1
		12/15/2011	34	5	1
	10/11/2011	11/21/2011	21	18	1
		12/8/2011	30	5	1
		12/9/2011	30	5	1
	10/12/2011	11/9/2011	15	30	1
		12/1/2011	26	5	1
		12/9/2011	30	5	1
	10/13/2011	11/10/2011	58	113	4
		11/11/2011	15	34	1
		11/17/2011	18	26	1
		11/28/2011	24	3	1
		11/30/2011	25	5	1
		12/12/2011	31	3	1
	10/14/2011	11/11/2011	44	84	3
		11/23/2011	41	21	2
		11/28/2011	23	3	1
	10/17/2011	11/23/2011	19	8	1
		11/28/2011	22	3	1
		12/1/2011	23	4	1
	10/18/2011	11/15/2011	15	30	1
		11/17/2011	16	34	1
		11/28/2011	21	11	1
		12/5/2011	25	4	1
	10/19/2011	11/17/2011	30	39	2
		11/18/2011	16	28	1
		11/22/2011	53	63	3
		11/28/2011	41	14	2
		12/15/2011	29	6	1
		12/16/2011	89	17	3
	10/20/2011	11/7/2011	10	30	1
		11/15/2011	14	24	1
		11/17/2011	29	42	2
		11/28/2011	20	7	1
		11/29/2011	41	17	2
		12/1/2011	22	4	1
		12/19/2011	31	3	1
	10/21/2011	11/18/2011	15	14	1
		11/28/2011	137	25	7
		11/29/2011	20	6	1
		11/30/2011	21	5	1
		12/2/2011	43	11	2
		12/5/2011	69	9	3
		12/12/2011	27	2	1

W/P - 1-13

Exhibits\Rate Base\[KY Service & Billing Ending 063012.xlsx]201111 - 201202 pivot

Values					
Revenue month	Previous read date	Current read date	Sum of Service Days	Sum of Billing Days	Count of Service Days2
	10/21/2011	12/20/2011	92	21	3
	10/24/2011	11/21/2011	44	64	3
		11/29/2011	19	6	1
		12/1/2011	20	6	1
		12/3/2011	21	4	1
		12/5/2011	22	3	1
	10/25/2011	11/18/2011	13	20	1
		11/19/2011	13	32	1
		11/22/2011	44	61	3
		11/23/2011	45	67	3
		11/29/2011	18	2	1
		12/6/2011	22	22	1
		12/7/2011	22	14	1
	10/26/2011	11/10/2011	8	21	1
		11/23/2011	131	203	9
		11/29/2011	123	14	7
		12/1/2011	37	15	2
		12/6/2011	21	6	1
		12/27/2011	32	3	1
	10/27/2011	11/4/2011	18	109	4
		11/7/2011	12	48	2
		11/15/2011	10	16	1
		11/16/2011	11	15	1
		11/28/2011	91,542	16,855	5,548
		11/29/2011	17	2	1
		11/30/2011	175	33	10
		12/1/2011	270	30	15
		12/2/2011	148	30	8
		12/6/2011	21	2	1
		12/8/2011	22	12	1
	10/28/2011	10/28/2011	1	35	1
		11/8/2011	18	85	3
		11/11/2011	15	42	2
		11/14/2011	9	18	1
		11/28/2011	16	3	1
		11/29/2011	90,849	16,660	5,506
		11/30/2011	68	11	4
		12/1/2011	140	30	8
		12/2/2011	234	43	13
		12/6/2011	20	1	1
		12/7/2011	41	14	2
		12/8/2011	21	5	1
		12/9/2011	22	7	1
		12/12/2011	46	15	2
	10/29/2011	11/30/2011	215	65	13
		12/2/2011	18	4	1
	10/30/2011	11/30/2011	16	5	1
	10/31/2011	10/31/2011	1	36	1
		11/7/2011	4	28	1
		11/9/2011	30	156	6
		11/11/2011	6	25	1
		11/14/2011	8	18	1
		11/16/2011	34	76	4
		11/17/2011	18	36	2
		11/21/2011	11	14	1
		11/23/2011	12	12	1
		11/28/2011	174	71	12
		11/29/2011	165	62	11
		11/30/2011	95,713	31,116	6,175
		12/1/2011	160	37	10
		12/2/2011	297	63	18
		12/5/2011	36	5	2
		12/7/2011	38	4	2
		12/12/2011	22	7	1
		12/13/2011	22	3	1
		12/15/2011	23	6	1
		12/16/2011	24	6	1
		12/19/2011	50	6	2
		12/21/2011	26	7	1
	11/1/2011	11/7/2011	4	30	1
		11/14/2011	7	22	1
		11/17/2011	9	20	1
		11/18/2011	9	18	1
		11/22/2011	11	14	1
		11/23/2011	35	60	3
		11/28/2011	252	54	18
		11/29/2011	247	54	17
		11/30/2011	870	261	58
		12/1/2011	114,452	37,336	7,384
		12/2/2011	160	40	10
		12/5/2011	298	38	17
		12/6/2011	342	34	19
		12/7/2011	19	2	1
		12/12/2011	42	16	2
		12/19/2011	74	9	3
		12/21/2011	26	7	1
		12/22/2011	26	7	1
	11/2/2011	11/2/2011	1	30	1
		11/10/2011	5	27	1
		11/16/2011	8	21	1
		11/17/2011	8	20	1
		11/18/2011	26	56	3
		11/22/2011	42	60	4
		11/23/2011	22	29	2
		11/26/2011	13	20	1
		11/28/2011	68	35	5
		11/29/2011	266	59	19

W/P - 1-13

Exhibits\Rate Base\[KY Service & Billing Ending 063012.xlsx]201111 - 201202 pivot

		Values			
Revenue month	Previous read date	Current read date	Sum of Service Days	Sum of Billing Days	Count of Service Days2
	<b>11/2/2011</b>	11/30/2011	189	44	13
		12/1/2011	345	108	23
		12/2/2011	98,255	31,790	6,339
		12/3/2011	416	127	26
		12/5/2011	170	36	10
		12/6/2011	245	25	14
		12/7/2011	216	21	12
		12/8/2011	93	5	5
		12/9/2011	57	9	3
		12/12/2011	82	31	4
		12/13/2011	63	11	3
		12/15/2011	22	6	1
		12/19/2011	72	17	3
		12/27/2011	56	6	2
	<b>11/3/2011</b>	11/10/2011	44	297	11
		11/11/2011	9	50	2
		11/14/2011	24	97	4
		11/17/2011	8	22	1
		11/18/2011	8	19	1
		11/23/2011	11	15	1
		11/28/2011	13	3	1
		11/29/2011	14	2	1
		11/30/2011	392	112	28
		12/1/2011	17,299	7,210	1,193
		12/2/2011	22,065	7,345	1,471
		12/3/2011	34,379	8,974	2,218
		12/5/2011	149	15	9
		12/6/2011	22,219	3,932	1,307
		12/7/2011	53	5	3
		12/8/2011	18	4	1
		12/9/2011	37	11	2
		12/13/2011	21	7	1
	<b>11/4/2011</b>	11/4/2011	2	130	4
		11/5/2011	129	4,257	129
		11/7/2011	2	31	1
		11/8/2011	3	30	1
		11/10/2011	672	5,374	192
		11/11/2011	72	485	18
		11/15/2011	30	115	5
		11/16/2011	7	22	1
		11/18/2011	8	21	1
		11/23/2011	10	15	1
		11/28/2011	50	12	4
		11/29/2011	221	46	17
		11/30/2011	297	63	22
		12/1/2011	448	156	32
		12/2/2011	841	284	58
		12/3/2011	75	20	5
		12/5/2011	100,976	19,362	6,311
		12/6/2011	11,204	2,050	679
		12/7/2011	85	10	5
		12/8/2011	525	58	30
		12/9/2011	18	3	1
		12/12/2011	39	10	2
		12/13/2011	60	21	3
		12/14/2011	62	18	3
		12/19/2011	115	30	5
		12/20/2011	24	10	1
	<b>11/5/2011</b>	11/7/2011	2	24	1
		11/10/2011	9	87	3
		11/11/2011	49	392	14
		11/23/2011	10	16	1
		11/29/2011	25	4	2
		11/30/2011	65	10	5
		12/1/2011	108	32	8
		12/5/2011	2,139	410	138
		12/6/2011	18,528	3,607	1,158
		12/7/2011	29,651	8,979	1,797
		12/9/2011	368	66	21
		12/15/2011	21	15	1
	<b>11/7/2011</b>	11/10/2011	2	28	1
		11/11/2011	238	2,919	95
		11/14/2011	656	4,594	164
		11/15/2011	5	16	1
		11/17/2011	594	2,692	108
		11/18/2011	6	24	1
		11/19/2011	20	69	3
		11/22/2011	8	20	1
		11/28/2011	22	6	2
		11/29/2011	69	15	6
		11/30/2011	120	35	10
		12/1/2011	213	80	17
		12/2/2011	338	126	26
		12/3/2011	95	28	7
		12/5/2011	7,192	3,418	496
		12/6/2011	5,670	1,140	378
		12/7/2011	45,958	14,867	2,965
		12/8/2011	32	8	2
		12/9/2011	330	81	20
		12/12/2011	18	3	1
		12/13/2011	74	16	4
		12/19/2011	22	11	1
		12/22/2011	23	7	1
	<b>11/8/2011</b>	11/11/2011	4	64	2
		11/14/2011	4	29	1
		11/17/2011	50	260	10
		11/18/2011	11	45	2



W/P - 1-13

Exhibits\Rate Base\[KY Service & Billing Ending 063012.xlsx]201111 - 201202 pivot

Values					
Revenue month	Previous read date	Current read date	Sum of Service Days	Sum of Billing Days	Count of Service Days2
	11/8/2011	11/23/2011	56	146	7
		11/28/2011	11	15	1
		11/29/2011	176	75	16
		11/30/2011	127	31	11
		12/1/2011	144	52	12
		12/2/2011	138	43	11
		12/5/2011	154	43	11
		12/6/2011	11,876	5,691	819
		12/7/2011	180	57	12
		12/8/2011	103,571	33,553	6,682
		12/9/2011	4,000	1,244	250
		12/12/2011	35	6	2
		12/13/2011	522	38	29
		12/14/2011	3,700	994	200
		12/16/2011	20	14	1
		12/19/2011	42	13	2
		12/20/2011	86	34	4
11/9/2011		11/9/2011	1	29	1
		11/10/2011	2	56	2
		11/14/2011	3	36	1
		11/21/2011	7	23	1
		11/28/2011	10	3	1
		11/29/2011	21	15	2
		11/30/2011	132	51	12
		12/1/2011	127	66	11
		12/2/2011	204	78	17
		12/3/2011	50	16	4
		12/5/2011	473	169	35
		12/6/2011	392	158	28
		12/7/2011	44	8	3
		12/8/2011	90	26	6
		12/9/2011	61,597	19,980	3,974
		12/12/2011	153	20	9
		12/13/2011	473	66	27
		12/14/2011	18	5	1
		12/15/2011	19	4	1
		12/16/2011	95	25	5
		12/19/2011	41	6	2
		12/20/2011	21	10	1
		12/21/2011	43	13	2
11/10/2011		11/10/2011	1	39	1
		11/15/2011	9	90	3
		11/28/2011	38	12	4
		11/29/2011	70	37	7
		11/30/2011	105	31	10
		12/1/2011	264	134	24
		12/2/2011	207	81	18
		12/3/2011	36	12	3
		12/5/2011	2,769	640	213
		12/6/2011	500	247	37
		12/7/2011	364	110	26
		12/8/2011	145	49	10
		12/9/2011	105	32	7
		12/10/2011	16	3	1
		12/12/2011	83,193	15,342	5,042
		12/13/2011	102	14	6
		12/14/2011	35	3	2
		12/15/2011	432	32	24
		12/19/2011	320	70	16
		12/20/2011	41	20	2
		12/21/2011	21	7	1
		12/28/2011	25	2	1
11/11/2011		11/14/2011	2	28	1
		11/17/2011	133	1,091	38
		11/18/2011	64	448	16
		11/22/2011	24	99	4
		11/23/2011	13	59	2
		11/28/2011	27	13	3
		11/29/2011	114	93	12
		11/30/2011	140	99	14
		12/1/2011	179	84	17
		12/2/2011	88	36	8
		12/3/2011	23	7	2
		12/5/2011	450	106	36
		12/6/2011	468	162	36
		12/7/2011	1,418	520	105
		12/8/2011	322	111	23
		12/9/2011	87	28	6
		12/12/2011	576	107	36
		12/13/2011	64,763	11,996	3,925
		12/14/2011	34	3	2
		12/15/2011	35	8	2
		12/19/2011	605	56	31
		12/20/2011	40	4	2
		12/21/2011	21	1	1
11/13/2011		12/5/2011	12	3	1
11/14/2011		11/14/2011	2	128	4
		11/17/2011	168	2,673	84
		11/18/2011	328	4,043	131
		11/19/2011	321	3,190	107
		11/21/2011	356	2,470	89
		11/22/2011	72	432	16
		11/23/2011	5	26	1
		11/28/2011	23	9	3
		11/29/2011	40	51	5
		11/30/2011	68	24	8
		12/1/2011	126	66	14

W/P - 1-13

Exhibits\Rate Base\[KY Service & Billing Ending 063012.xlsx]201111 - 201202 pivot

Revenue month	Previous read date	Current read date	Values		
			Sum of Service Days	Sum of Billing Days	Count of Service Days2
	<b>11/14/2011</b>	12/2/2011	133	69	14
		12/3/2011	10	4	1
		12/5/2011	110	31	10
		12/6/2011	46	15	4
		12/7/2011	2,124	910	177
		12/8/2011	75	39	6
		12/9/2011	117	49	9
		12/10/2011	41	33	3
		12/12/2011	3,103	637	214
		12/13/2011	90	15	6
		12/14/2011	54,374	21,408	3,508
		12/15/2011	3,808	1,413	238
		12/16/2011	18,002	5,451	1,091
		12/19/2011	234	22	13
		12/20/2011	56	6	3
	<b>11/15/2011</b>	11/15/2011	1	30	1
		11/18/2011	6	97	3
		11/19/2011	3	32	1
		11/21/2011	235	1,931	67
		11/22/2011	632	4,391	158
		11/23/2011	5	27	1
		11/27/2011	117	400	18
		11/28/2011	273	820	39
		11/29/2011	1,170	3,014	156
		11/30/2011	200	335	25
		12/1/2011	136	83	16
		12/2/2011	90	77	10
		12/3/2011	19	8	2
		12/5/2011	221	60	21
		12/6/2011	143	36	13
		12/7/2011	230	128	20
		12/8/2011	108	50	9
		12/9/2011	388	152	31
		12/12/2011	490	103	35
		12/13/2011	8,889	1,848	613
		12/14/2011	5,445	2,392	363
		12/15/2011	67,921	24,144	4,382
		12/16/2011	3,152	956	197
		12/19/2011	193	25	11
		12/20/2011	18	2	1
		12/22/2011	19	5	1
	<b>11/16/2011</b>	11/16/2011	2	64	3
		11/17/2011	2	50	2
		11/19/2011	22	352	11
		11/21/2011	3	25	1
		11/23/2011	4	29	1
		11/28/2011	20	9	3
		11/29/2011	56	39	8
		11/30/2011	173	192	23
		12/1/2011	88	66	11
		12/2/2011	68	37	8
		12/5/2011	270	77	27
		12/6/2011	53	15	5
		12/7/2011	55	19	5
		12/8/2011	276	244	24
		12/9/2011	96	69	8
		12/10/2011	50	45	4
		12/12/2011	189	31	14
		12/13/2011	420	89	30
		12/14/2011	566	171	39
		12/15/2011	4,485	1,787	299
		12/16/2011	66,666	25,714	4,301
		12/19/2011	442	72	26
		12/20/2011	3,693	420	211
		12/21/2011	288	20	16
		12/22/2011	19	5	1
	<b>11/17/2011</b>	11/17/2011	3	90	5
		11/21/2011	5	45	2
		11/22/2011	3	28	1
		11/23/2011	18	132	5
		11/28/2011	78	288	13
		11/29/2011	397	1,012	61
		11/30/2011	1,211	3,375	173
		12/1/2011	1,703	4,540	227
		12/2/2011	1,032	2,224	129
		12/3/2011	128	285	15
		12/5/2011	390	481	41
		12/6/2011	130	75	13
		12/7/2011	1,365	728	130
		12/8/2011	506	491	46
		12/9/2011	403	388	35
		12/10/2011	48	47	4
		12/12/2011	130	40	10
		12/13/2011	837	181	62
		12/14/2011	1,484	547	106
		12/15/2011	682	284	47
		12/16/2011	2,970	1,473	198
		12/19/2011	119,394	22,504	7,236
		12/20/2011	119	14	7
		12/21/2011	70	10	4
		12/22/2011	198	65	11
	<b>11/18/2011</b>	11/18/2011	1	53	2
		11/21/2011	12	168	6
		11/23/2011	6	48	2
		11/28/2011	17	30	3
		11/29/2011	60	42	10
		11/30/2011	150	73	23

W/P - 1-13

Exhibits\Rate Base\[KY Service & Billing Ending 063012.xlsx]201111 - 201202 pivot

		Values			
Revenue month	Previous read date	Current read date	Sum of Service Days	Sum of Billing Days	Count of Service Days2
		12/1/2011	133	104	19
		12/2/2011	105	103	14
		12/3/2011	8	4	1
		12/5/2011	144	42	16
		12/6/2011	133	147	14
		12/7/2011	80	25	8
		12/8/2011	105	57	10
		12/9/2011	132	139	12
		12/12/2011	138	30	11
		12/13/2011	247	55	19
		12/14/2011	2,012	774	149
		12/15/2011	294	118	21
		12/16/2011	1,059	365	73
		12/19/2011	176	29	11
		12/20/2011	73,359	31,180	4,446
		12/21/2011	34	14	2
		12/22/2011	560	162	32
		12/27/2011	60	3	3
	11/19/2011	11/29/2011	6	2	1
		12/1/2011	7	5	1
		12/2/2011	7	5	1
		12/7/2011	29	15	3
		12/14/2011	1,430	556	110
		12/15/2011	95	43	7
		12/16/2011	42	13	3
	11/20/2011	12/16/2011	14	5	1
	11/21/2011	11/28/2011	32	24	8
		11/29/2011	23	16	5
		11/30/2011	75	45	15
		12/1/2011	171	246	31
		12/2/2011	564	2,015	94
		12/3/2011	787	2,998	121
		12/5/2011	1,358	3,799	181
		12/6/2011	312	590	39
		12/7/2011	94	55	11
		12/8/2011	90	110	10
		12/9/2011	200	284	21
		12/12/2011	77	19	7
		12/13/2011	104	47	9
		12/14/2011	1,248	515	104
		12/15/2011	913	368	73
		12/16/2011	104	42	8
		12/19/2011	116	21	8
		12/20/2011	105	22	7
		12/21/2011	89,187	40,311	5,754
		12/22/2011	176	63	11
		12/27/2011	56	6	3
	11/22/2011	12/29/2011	78	4	4
		11/22/2011	1	17	1
		11/28/2011	35	72	10
		11/29/2011	44	212	11
		11/30/2011	32	32	7
		12/1/2011	105	137	21
		12/2/2011	83	67	15
		12/3/2011	6	4	1
		12/5/2011	126	84	18
		12/6/2011	930	2,646	124
		12/7/2011	1,368	3,692	171
		12/8/2011	162	271	19
		12/9/2011	414	822	46
		12/10/2011	485	969	51
		12/12/2011	63	47	6
		12/13/2011	132	33	12
		12/14/2011	288	126	25
		12/15/2011	2,052	860	171
		12/16/2011	388	169	31
		12/19/2011	280	57	20
		12/20/2011	305	46	21
		12/21/2011	90	32	6
		12/22/2011	75,873	34,314	4,895
		12/28/2011	37	4	2
		12/29/2011	266	14	14
	11/23/2011	11/28/2011	6	6	2
		11/29/2011	14	64	4
		11/30/2011	20	56	5
		12/1/2011	77	104	17
		12/2/2011	40	37	8
		12/3/2011	11	8	2
		12/5/2011	104	46	16
		12/6/2011	630	1,967	90
		12/7/2011	338	965	45
		12/8/2011	128	247	16
		12/9/2011	85	127	10
		12/10/2011	27	59	3
		12/12/2011	90	38	9
		12/13/2011	158	66	15
		12/14/2011	77	37	7
		12/15/2011	92	38	8
		12/16/2011	252	120	21
		12/19/2011	189	38	14
		12/20/2011	280	134	20
		12/21/2011	73	25	5
		12/22/2011	705	321	47
		12/27/2011	107,993	18,551	6,171
		12/28/2011	54	6	3
		12/29/2011	56	3	3
	11/25/2011	12/16/2011	22	19	2

W/P - 1-13

Exhibits\Rate Base\[KY Service & Billing Ending 063012.xlsx]201111 - 201202 pivot

Values					
Revenue month	Previous read date	Current read date	Sum of Service Days	Sum of Billing Days	Count of Service Days2
	11/25/2011	12/21/2011	14	7	1
	11/26/2011	12/2/2011	4	14	1
	11/27/2011	12/2/2011	3	4	1
		12/15/2011	162	85	17
11/28/2011		11/28/2011	1	29	2
		11/29/2011	3	9	3
		11/30/2011	9	30	6
		12/1/2011	34	74	17
		12/2/2011	43	93	17
		12/3/2011	6	8	2
		12/5/2011	48	32	12
		12/6/2011	50	23	11
		12/7/2011	60	44	12
		12/8/2011	44	31	8
		12/9/2011	54	56	9
		12/12/2011	113	39	15
		12/13/2011	72	19	9
		12/14/2011	26	12	3
		12/15/2011	459	257	51
		12/16/2011	95	53	10
		12/19/2011	275	62	25
		12/20/2011	46	16	4
		12/21/2011	120	55	10
		12/22/2011	138	72	11
		12/27/2011	180	24	12
		12/28/2011	78	5	5
		12/29/2011	32	2	2
11/29/2011		11/29/2011	2	23	3
		11/30/2011	5	25	5
		12/1/2011	21	69	14
		12/2/2011	10	23	5
		12/3/2011	5	8	2
		12/5/2011	60	79	17
		12/6/2011	40	21	10
		12/7/2011	50	42	11
		12/8/2011	35	46	7
		12/9/2011	66	53	12
		12/12/2011	56	22	8
		12/13/2011	83	31	11
		12/14/2011	72	49	9
		12/15/2011	1,292	761	152
		12/16/2011	126	69	14
		12/19/2011	683	191	65
		12/20/2011	77	44	7
		12/21/2011	23	14	2
		12/22/2011	24	12	2
		12/27/2011	247	45	17
		12/28/2011	45	6	3
		12/29/2011	16	1	1
11/30/2011		11/30/2011	1	16	1
		12/1/2011	14	69	14
		12/2/2011	26	109	17
		12/3/2011	6	12	3
		12/5/2011	87	89	29
		12/6/2011	70	55	20
		12/7/2011	48	39	12
		12/8/2011	23	19	5
		12/9/2011	60	55	12
		12/12/2011	117	41	18
		12/13/2011	119	40	17
		12/14/2011	83	30	11
		12/15/2011	416	260	52
		12/16/2011	196	116	23
		12/19/2011	1,590	481	159
		12/20/2011	105	55	10
		12/21/2011	77	43	7
		12/22/2011	58	27	5
		12/27/2011	56	8	4
		12/28/2011	160	22	11
12/1/2011		12/1/2011	3	67	5
		12/2/2011	10	53	10
		12/5/2011	28	51	11
		12/6/2011	42	81	14
		12/7/2011	67	71	19
		12/8/2011	60	73	15
		12/9/2011	86	86	19
		12/12/2011	126	105	21
		12/13/2011	117	73	18
		12/14/2011	105	59	15
		12/15/2011	105	60	14
		12/16/2011	144	85	18
		12/19/2011	2,233	699	235
		12/20/2011	160	82	16
		12/21/2011	221	106	21
		12/22/2011	165	95	15
		12/27/2011	203	39	15
		12/28/2011	168	24	12
12/2/2011		12/2/2011	1	5	1
		12/3/2011	9	52	9
		12/5/2011	12	18	6
		12/6/2011	15	42	6
		12/7/2011	57	63	19
		12/8/2011	63	88	18
		12/9/2011	40	45	10
		12/12/2011	83	39	15
		12/13/2011	114	43	19
		12/14/2011	85	38	13

W/P - 1-13

Exhibits\Rate Base\[KY Service & Billing Ending 063012.xlsx]201111 - 201202 pivot

Values						
Revenue month	Previous read date	Current read date	Sum of Service Days	Sum of Billing Days	Count of Service Days2	
	12/2/2011	12/15/2011	154	102	22	
		12/16/2011	128	79	17	
		12/19/2011	1,053	346	117	
		12/20/2011	124	41	13	
		12/21/2011	860	582	86	
		12/22/2011	74	45	7	
		12/27/2011	156	28	12	
		12/28/2011	14	2	1	
12/3/2011		12/6/2011	2	3	1	
		12/7/2011	3	5	1	
		12/8/2011	6	8	2	
		12/9/2011	4	4	1	
		12/12/2011	5	2	1	
		12/13/2011	11	5	2	
		12/15/2011	13	8	2	
		12/16/2011	21	12	3	
		12/19/2011	153	50	18	
		12/20/2011	27	6	3	
		12/21/2011	1,169	856	123	
		12/22/2011	20	10	2	
		12/27/2011	50	8	4	
		12/28/2011	26	4	2	
		12/29/2011	27	11	2	
12/5/2011		12/5/2011	2	50	4	
		12/6/2011	3	9	3	
		12/7/2011	23	88	15	
		12/8/2011	22	46	11	
		12/9/2011	23	37	9	
		12/12/2011	56	32	14	
		12/13/2011	68	39	15	
		12/14/2011	55	33	11	
		12/15/2011	50	44	9	
		12/16/2011	78	65	13	
		12/19/2011	338	123	45	
		12/20/2011	56	38	7	
		12/21/2011	1,530	1,210	180	
		12/22/2011	117	71	13	
		12/27/2011	127	28	11	
		12/28/2011	36	6	3	
12/6/2011		12/6/2011	1	18	2	
		12/7/2011	2	7	2	
		12/8/2011	8	25	5	
		12/9/2011	18	56	9	
		12/12/2011	14	13	4	
		12/13/2011	32	18	8	
		12/14/2011	63	43	14	
		12/15/2011	35	33	7	
		12/16/2011	61	58	11	
		12/19/2011	63	23	9	
		12/20/2011	158	108	21	
		12/21/2011	248	207	31	
		12/22/2011	1,054	861	124	
		12/27/2011	1,001	265	91	
		12/28/2011	23	4	2	
12/7/2011		12/7/2011	1	2	1	
		12/8/2011	2	10	2	
		12/9/2011	9	29	6	
		12/12/2011	27	24	9	
		12/13/2011	18	14	5	
		12/14/2011	96	83	24	
		12/15/2011	45	52	10	
		12/16/2011	45	47	9	
		12/19/2011	85	36	13	
		12/20/2011	35	9	5	
		12/21/2011	60	41	8	
		12/22/2011	1,432	1,246	179	
		12/27/2011	462	129	44	
12/8/2011		12/9/2011	2	10	2	
		12/12/2011	8	9	3	
		12/13/2011	21	12	7	
		12/14/2011	21	14	6	
		12/15/2011	52	69	13	
		12/16/2011	153	174	34	
		12/19/2011	144	66	24	
		12/20/2011	46	29	7	
		12/21/2011	35	24	5	
		12/22/2011	128	115	17	
		12/27/2011	190	52	19	
		12/28/2011	63	12	6	
12/9/2011		12/12/2011	8	11	4	
		12/13/2011	10	16	4	
		12/14/2011	33	27	11	
		12/15/2011	133	201	38	
		12/16/2011	28	33	7	
		12/19/2011	83	45	15	
		12/20/2011	60	30	10	
		12/21/2011	150	126	23	
		12/22/2011	294	290	42	
		12/27/2011	95	22	10	
12/10/2011		12/15/2011	18	37	6	
		12/16/2011	18	27	5	
		12/22/2011	332	357	51	
		12/27/2011	18	6	2	
12/12/2011		12/12/2011	1	19	2	
		12/13/2011	2	6	2	
		12/14/2011	5	17	3	
		12/15/2011	38	77	19	

W/P - 1-13

Exhibits\Rate Base\[KY Service & Billing Ending 063012.xlsx]201111 - 201202 pivot

			Values		
Revenue month	Previous read date	Current read date	Sum of Service Days	Sum of Billing Days	Count of Service Days2
	12/12/2011	12/16/2011	25	57	10
		12/19/2011	20	12	5
		12/20/2011	68	46	15
		12/21/2011	75	49	15
		12/22/2011	44	48	8
		12/27/2011	64	21	8
		12/28/2011	43	9	5
		12/29/2011	27	3	3
	12/13/2011	12/13/2011	1	14	2
		12/14/2011	3	18	3
		12/15/2011	11	36	7
		12/16/2011	12	32	6
		12/19/2011	25	21	7
		12/20/2011	16	11	4
		12/21/2011	81	70	18
		12/22/2011	45	50	9
		12/27/2011	45	14	6
		12/28/2011	40	10	5
		12/29/2011	9	1	1
	12/14/2011	12/14/2011	2	15	3
		12/15/2011	6	31	6
		12/16/2011	12	50	8
		12/19/2011	12	8	4
		12/20/2011	18	19	5
		12/21/2011	36	42	9
		12/22/2011	32	45	7
		12/27/2011	21	6	3
		12/28/2011	15	4	2
		12/29/2011	16	2	2
	12/15/2011	12/15/2011	1	21	2
		12/16/2011	10	51	10
		12/19/2011	25	30	10
		12/20/2011	39	36	13
		12/21/2011	35	50	10
		12/22/2011	32	50	8
		12/27/2011	33	11	5
		12/28/2011	63	17	9
	12/16/2011	12/16/2011	1	19	2
		12/19/2011	16	23	8
		12/20/2011	10	28	4
		12/21/2011	12	22	4
		12/22/2011	28	56	8
		12/27/2011	60	22	10
		12/28/2011	85	24	13
		12/29/2011	7	1	1
	12/19/2011	12/20/2011	6	28	6
		12/21/2011	11	33	7
		12/22/2011	20	59	10
		12/27/2011	54	27	12
		12/28/2011	60	22	12
		12/29/2011	11	2	2
	12/20/2011	12/20/2011	1	10	1
		12/21/2011	5	35	5
		12/22/2011	6	24	4
		12/27/2011	36	22	9
		12/28/2011	41	18	9
	12/21/2011	12/21/2011	1	18	2
		12/22/2011	3	21	3
		12/27/2011	7	5	2
		12/28/2011	8	3	2
	12/22/2011	12/27/2011	9	9	3
		12/28/2011	4	-	1
	12/27/2011	12/27/2011	1	3	1
		12/28/2011	1	1	1
<b>201112 Total</b>			<b>1,959,577</b>	<b>663,313</b>	<b>128,196</b>
	201201	10/19/2011	37	6	1
		10/27/2011	32	6	1
		10/31/2011	15	36	1
		12/28/2011	30	6	1
		12/30/2011	31	6	1
	11/1/2011	1/3/2012	32	3	1
		1/11/2012	36	5	1
	11/2/2011	12/3/2011	16	33	1
		1/4/2012	32	5	1
	11/3/2011	1/5/2012	96	15	3
		1/9/2012	34	3	1
	11/4/2011	12/5/2011	48	93	3
		12/19/2011	46	37	2
		12/28/2011	110	24	4
	11/5/2011	1/9/2012	99	9	3
	11/7/2011	12/28/2011	26	6	1
		1/10/2012	65	6	2
	11/8/2011	12/8/2011	16	29	1
		12/14/2011	19	20	1
		12/16/2011	39	38	2
		1/11/2012	33	5	1
	11/9/2011	12/19/2011	41	32	2
		12/28/2011	50	21	2
	11/10/2011	12/12/2011	17	24	1
		12/19/2011	100	86	5
		12/21/2011	21	19	1
		12/22/2011	22	12	1
		12/27/2011	24	8	1
		1/9/2012	92	9	3
		1/13/2012	65	10	2
	11/11/2011	12/13/2011	50	71	3
		12/20/2011	40	31	2

W/P - 1-13

Exhibits\Rate Base\[KY Service & Billing Ending 063012.xlsx]201111 - 201202 pivot

Revenue month	Previous read date	Current read date	Sum of Service Days	Sum of Billing Days	Count of Service Days2
	11/11/2011	12/21/2011	41	28	2
		12/22/2011	21	13	1
		1/5/2012	28	8	1
		1/11/2012	31	5	1
		1/20/2012	36	5	1
	11/14/2011	12/7/2011	12	28	1
		12/9/2011	39	96	3
		12/15/2011	16	19	1
		12/22/2011	20	13	1
		12/29/2011	23	11	1
		1/4/2012	26	7	1
		1/10/2012	58	10	2
		1/17/2012	130	12	4
	11/15/2011	12/14/2011	15	20	1
		12/15/2011	31	52	2
		12/28/2011	44	24	2
		1/18/2012	33	5	1
	11/16/2011	12/19/2011	17	25	1
		12/28/2011	22	6	1
		12/29/2011	22	5	1
		1/4/2012	25	2	1
	11/17/2011	11/29/2011	7	35	1
		12/7/2011	11	28	1
		12/9/2011	12	28	1
		12/16/2011	450	677	30
		12/19/2011	858	1,149	52
		12/30/2011	22	6	1
		1/5/2012	25	5	1
		1/20/2012	130	20	4
	11/18/2011	12/20/2011	83	109	5
		1/4/2012	24	5	1
		1/5/2012	25	6	1
		1/11/2012	28	5	1
	11/21/2011	12/15/2011	13	19	1
		12/21/2011	16	16	1
		12/27/2011	56	27	3
		12/29/2011	20	5	1
		12/30/2011	20	28	1
		1/3/2012	22	10	1
		1/4/2012	23	7	1
		1/11/2012	26	6	1
	11/22/2011	12/7/2011	40	135	5
		12/28/2011	19	7	1
		12/29/2011	114	36	6
		1/3/2012	22	3	1
		1/4/2012	44	14	2
		1/5/2012	23	8	1
		1/10/2012	50	9	2
		1/11/2012	26	19	1
		1/25/2012	33	5	1
	11/23/2011	12/20/2011	14	34	1
		12/27/2011	18	15	1
		12/29/2011	278	75	15
		12/30/2011	19	6	1
		1/3/2012	21	3	1
		1/4/2012	22	7	1
		1/5/2012	88	20	4
		1/6/2012	45	12	2
		1/11/2012	100	20	4
		1/12/2012	26	4	1
	11/25/2011	12/16/2011	11	20	1
	11/26/2011	12/28/2011	17	6	1
	11/27/2011	12/30/2011	17	6	1
	11/28/2011	12/6/2011	5	28	1
		12/8/2011	6	26	1
		12/12/2011	8	22	1
		12/16/2011	10	18	1
		12/20/2011	12	14	1
		12/22/2011	13	13	1
		12/27/2011	75	35	5
		12/28/2011	85,266	33,072	5,501
		12/29/2011	16	5	1
		12/30/2011	462	124	28
		1/18/2012	26	5	1
	11/29/2011	12/9/2011	6	27	1
		12/12/2011	7	24	1
		12/14/2011	8	21	1
		12/15/2011	9	20	1
		12/21/2011	12	13	1
		12/28/2011	60	24	4
		12/29/2011	84,847	32,924	5,474
		12/30/2011	256	88	16
		1/3/2012	252	31	14
		1/4/2012	222	23	12
		1/9/2012	42	16	2
		1/10/2012	65	20	3
		1/11/2012	22	6	1
	11/30/2011	11/30/2011	1	72	2
		12/6/2011	4	30	1
		12/7/2011	4	29	1
		12/15/2011	8	21	1
		12/19/2011	10	21	1
		12/22/2011	46	56	4
		12/28/2011	131	55	9
		12/29/2011	135	52	9
		12/30/2011	95,744	37,050	6,177
		1/3/2012	280	33	16

W/P - 1-13

Exhibits\Rate Base\[KY Service & Billing Ending 063012.xlsx]201111 - 201202 pivot

Revenue month	Previous read date	Current read date	Values				
			Sum of Service Days	Sum of Billing Days	Count of Service Days2		
11/30/2011		1/4/2012	396	48	22		
		1/5/2012	111	9	6		
		1/18/2012	25	5	1		
		12/1/2011	12/6/2011	12	124	4	
		12/8/2011	4	29	1		
		12/9/2011	378	2,352	84		
		12/10/2011	505	2,727	101		
		12/12/2011	1,458	6,086	243		
		12/13/2011	468	1,728	72		
		12/14/2011	7	23	1		
		12/19/2011	48	99	5		
		12/21/2011	21	46	2		
		12/22/2011	44	60	4		
		12/28/2011	308	132	22		
		12/29/2011	247	101	17		
		12/30/2011	315	113	21		
		1/1/2012	112	42	7		
		1/2/2012	50	12	3		
		1/3/2012	116,603	21,223	6,859		
		1/4/2012	193	22	11		
1/5/2012	21,600	5,951	1,200				
1/6/2012	130	36	7				
1/12/2012	43	18	2				
12/2/2011		12/9/2011	12	93	3		
		12/10/2011	5	30	1		
		12/13/2011	6	28	1		
		12/15/2011	21	75	3		
		12/20/2011	19	40	2		
		12/28/2011	162	78	12		
		12/29/2011	336	141	24		
		12/30/2011	450	201	31		
		1/3/2012	363	52	22		
		1/4/2012	107,457	31,663	6,321		
		1/5/2012	26,110	7,432	1,492		
		1/6/2012	360	78	20		
		1/9/2012	390	47	20		
		1/10/2012	120	13	6		
		1/12/2012	63	29	3		
		1/16/2012	23	7	1		
		1/20/2012	25	5	1		
		12/3/2011		12/27/2011	13	7	1
				12/30/2011	42	15	3
				1/3/2012	80	10	5
1/4/2012	462			140	28		
1/5/2012	37,638			11,173	2,214		
1/9/2012	38			6	2		
1/10/2012	117			13	6		
1/11/2012	40			4	2		
1/18/2012	47			12	2		
1/23/2012	26			4	1		
12/5/2011		12/5/2011	1	39	1		
		12/7/2011	2	30	1		
		12/12/2011	12	85	3		
		12/13/2011	14	87	3		
		12/14/2011	10	56	2		
		12/20/2011	16	44	2		
		12/28/2011	72	36	6		
		12/29/2011	188	120	15		
		12/30/2011	338	156	26		
		1/3/2012	405	70	27		
		1/4/2012	279	45	18		
		1/5/2012	256	48	16		
		1/6/2012	109,346	33,268	6,627		
		1/9/2012	144	19	8		
		1/10/2012	8,954	1,425	484		
1/11/2012	551	63	29				
1/13/2012	60	30	3				
1/16/2012	22	4	1				
1/17/2012	22	14	1				
1/19/2012	23	7	1				
12/6/2011		12/12/2011	18	125	5		
		12/13/2011	12	78	3		
		12/15/2011	5	28	1		
		12/19/2011	7	16	1		
		12/22/2011	9	18	1		
		12/28/2011	46	24	4		
		12/29/2011	60	28	5		
		12/30/2011	150	101	12		
		1/2/2012	14	14	1		
		1/3/2012	450	95	31		
		1/4/2012	165	51	11		
		1/5/2012	419	126	27		
		1/6/2012	208	63	13		
		1/9/2012	59,063	10,353	3,375		
		1/10/2012	2,592	290	144		
1/11/2012	14,837	3,999	802				
1/12/2012	817	172	43				
1/13/2012	195	40	10				
1/16/2012	84	8	4				
1/19/2012	45	10	2				
1/20/2012	23	7	1				
12/7/2011		12/7/2011	1	30	1		
		12/10/2011	2	34	1		
		12/12/2011	3	25	1		
		12/13/2011	7	68	2		
		12/21/2011	8	23	1		
		12/22/2011	40	60	5		



W/P - 1-13

Exhibits\Rate Base\[KY Service & Billing Ending 063012.xlsx]201111 - 201202 pivot

Revenue month	Previous read date	Current read date	Values			
			Sum of Service Days	Sum of Billing Days	Count of Service Days2	
12/7/2011		12/28/2011	33	18	3	
		12/29/2011	69	34	6	
		12/30/2011	228	134	19	
		1/3/2012	182	30	13	
		1/4/2012	392	115	27	
		1/5/2012	60	18	4	
		1/6/2012	140	44	9	
		1/9/2012	68	9	4	
		1/10/2012	90,248	15,483	5,157	
		1/11/2012	144	31	8	
		1/12/2012	259	32	14	
		1/13/2012	19	5	1	
		1/16/2012	21	3	1	
		1/19/2012	110	26	5	
		1/20/2012	23	6	1	
	12/8/2011		12/12/2011	3	25	1
			12/13/2011	66	749	22
			12/15/2011	4	32	1
			12/27/2011	10	9	1
			12/28/2011	63	44	6
		12/29/2011	132	147	12	
		12/30/2011	138	64	12	
		1/3/2012	95	20	7	
		1/4/2012	196	66	14	
		1/5/2012	44	14	3	
		1/6/2012	510	172	34	
		1/9/2012	50	7	3	
		1/10/2012	34	6	2	
		1/11/2012	116,883	33,567	6,679	
		1/12/2012	108	24	6	
		1/13/2012	389	78	21	
		1/17/2012	246	84	12	
		1/18/2012	42	13	2	
		1/19/2012	430	104	20	
	1/20/2012	22	6	1		
	1/26/2012	50	6	2		
12/9/2011		12/9/2011	1	26	1	
		12/12/2011	2	25	1	
		12/14/2011	3	34	1	
		12/15/2011	11	99	3	
		12/21/2011	13	54	2	
		12/27/2011	10	34	1	
		12/28/2011	20	12	2	
		12/29/2011	84	48	8	
		12/30/2011	176	103	16	
		1/3/2012	1,326	313	102	
		1/4/2012	257	77	19	
		1/5/2012	126	40	9	
		1/6/2012	160	53	11	
		1/9/2012	432	75	27	
		1/10/2012	512	90	31	
		1/11/2012	510	75	30	
		1/12/2012	73,028	20,981	4,173	
		1/13/2012	18	4	1	
		1/16/2012	605	51	31	
	1/17/2012	20	2	1		
	1/19/2012	105	26	5		
	1/23/2012	69	9	3		
	1/24/2012	24	3	1		
12/10/2011		1/3/2012	1,288	309	103	
		1/4/2012	13	5	1	
		1/6/2012	14	5	1	
		1/10/2012	16	3	1	
		1/11/2012	17	5	1	
		1/10/2012	16	3	1	
12/11/2011		1/10/2012	16	3	1	
12/12/2011		12/12/2011	2	83	3	
		12/14/2011	2	35	1	
		12/16/2011	3	33	1	
		12/19/2011	8	60	2	
		12/27/2011	8	22	1	
		12/28/2011	51	36	6	
		12/29/2011	117	88	13	
		12/30/2011	209	132	22	
		1/3/2012	3,220	838	280	
		1/4/2012	144	39	12	
		1/5/2012	88	30	7	
		1/6/2012	130	46	10	
		1/9/2012	73	12	5	
		1/10/2012	150	27	10	
		1/11/2012	372	70	24	
		1/12/2012	22,768	8,510	1,423	
		1/13/2012	59,384	18,077	3,599	
		1/16/2012	36	6	2	
		1/17/2012	3,737	609	202	
		1/18/2012	380	71	20	
	1/19/2012	117	26	6		
	1/20/2012	40	6	2		
12/13/2011		12/13/2011	1	24	1	
		12/28/2011	32	24	4	
		12/29/2011	17	10	2	
		12/30/2011	126	78	14	
		1/3/2012	902	243	82	
		1/4/2012	265	101	23	
		1/5/2012	60	24	5	
		1/6/2012	200	76	16	
		1/9/2012	168	31	12	
		1/10/2012	232	42	16	

W/P - 1-13

Exhibits\Rate Base\[KY Service & Billing Ending 063012.xlsx]201111 - 201202 pivot

Revenue month	Previous read date	Current read date	Values		
			Sum of Service Days	Sum of Billing Days	Count of Service Days2
		1/11/2012	795	258	53
		1/12/2012	481	150	31
		1/13/2012	96	31	6
		1/16/2012	69,808	12,038	3,989
		1/17/2012	36	5	2
		1/18/2012	11,470	3,049	620
		1/19/2012	171	42	9
		1/20/2012	98	20	5
		1/23/2012	63	17	3
		1/24/2012	22	6	1
	12/14/2011	12/14/2011	1	21	1
		12/19/2011	6	52	2
		12/20/2011	7	60	2
		12/27/2011	7	7	1
		12/28/2011	8	6	1
		12/29/2011	48	67	6
		12/30/2011	102	80	12
		1/3/2012	74	19	7
		1/4/2012	99	36	9
		1/5/2012	58	24	5
		1/6/2012	204	107	17
		1/9/2012	122	31	9
		1/10/2012	364	60	26
		1/11/2012	145	45	10
		1/12/2012	195	66	13
		1/13/2012	93	27	6
		1/16/2012	8,007	1,879	471
		1/17/2012	40,408	11,577	2,309
		1/18/2012	30,438	8,974	1,691
		1/19/2012	833	216	45
		1/20/2012	342	73	18
		1/23/2012	62	7	3
		1/24/2012	42	8	2
		1/25/2012	43	8	2
	12/15/2011	12/20/2011	3	34	1
		12/21/2011	7	68	2
		12/22/2011	4	12	1
		12/28/2011	49	89	7
		12/29/2011	53	42	7
		12/30/2011	96	104	12
		1/3/2012	180	43	18
		1/4/2012	137	50	13
		1/5/2012	77	34	7
		1/6/2012	115	84	10
		1/9/2012	182	75	14
		1/10/2012	81	14	6
		1/11/2012	98	32	7
		1/12/2012	203	67	14
		1/13/2012	495	178	33
		1/16/2012	149	37	9
		1/17/2012	11,679	4,713	687
		1/18/2012	75,005	23,100	4,286
		1/19/2012	8,442	2,341	469
		1/20/2012	222	48	12
		1/23/2012	100	7	5
		1/24/2012	41	5	2
		1/25/2012	21	1	1
	12/16/2011	12/16/2011	2	136	4
		12/21/2011	12	76	4
		12/27/2011	12	28	2
		12/28/2011	26	45	4
		12/29/2011	35	33	5
		12/30/2011	188	157	25
		1/3/2012	162	42	17
		1/4/2012	280	300	28
		1/5/2012	137	82	13
		1/6/2012	176	114	16
		1/9/2012	100	30	8
		1/10/2012	104	18	8
		1/11/2012	176	49	13
		1/12/2012	112	43	8
		1/13/2012	102	32	7
		1/16/2012	192	23	12
		1/17/2012	20,031	8,484	1,214
		1/18/2012	1,564	500	92
		1/19/2012	78,715	26,771	4,498
		1/20/2012	828	217	46
		1/23/2012	312	28	16
		1/24/2012	300	29	15
		1/25/2012	21	2	1
		1/26/2012	21	5	1
	12/19/2011	12/19/2011	2	113	4
		12/20/2011	3	84	3
		12/28/2011	35	64	7
		12/29/2011	88	136	16
		12/30/2011	90	79	15
		1/3/2012	208	99	26
		1/4/2012	136	50	16
		1/5/2012	126	87	14
		1/6/2012	162	108	17
		1/9/2012	110	21	10
		1/10/2012	115	22	10
		1/11/2012	120	44	10
		1/12/2012	213	93	17
		1/13/2012	169	62	13
		1/16/2012	580	113	40
		1/17/2012	285	52	19

W/P - 1-13

Exhibits\Rate Base\[KY Service & Billing Ending 063012.xlsx]201111 - 201202 pivot

Revenue month	Previous read date	Current read date	Values		
			Sum of Service Days	Sum of Billing Days	Count of Service Days2
		1/18/2012	310	101	20
		1/19/2012	976	364	61
		1/20/2012	127,892	38,884	7,751
		1/23/2012	306	44	17
		1/24/2012	204	23	11
		1/25/2012	38	3	2
		1/26/2012	39	2	2
		1/27/2012	20	4	1
	<b>12/20/2011</b>	12/20/2011	2	64	3
		12/28/2011	9	12	2
		12/29/2011	25	26	5
		12/30/2011	33	32	6
		12/31/2011	6	4	1
		1/1/2012	7	5	1
		1/3/2012	105	35	14
		1/4/2012	88	43	11
		1/5/2012	68	68	8
		1/6/2012	90	44	10
		1/9/2012	84	32	8
		1/10/2012	1,001	290	91
		1/11/2012	403	94	35
		1/12/2012	120	45	10
		1/13/2012	125	45	10
		1/16/2012	70	13	5
		1/17/2012	232	75	16
		1/18/2012	450	148	30
		1/19/2012	3,255	1,260	210
		1/20/2012	176	54	11
		1/23/2012	76,650	13,191	4,380
		1/25/2012	204	41	11
		1/26/2012	38	9	2
	<b>12/21/2011</b>	12/28/2011	8	12	2
		12/29/2011	36	42	8
		12/30/2011	45	47	9
		1/3/2012	133	69	19
		1/4/2012	90	70	12
		1/5/2012	72	42	9
		1/6/2012	128	140	15
		1/9/2012	130	28	13
		1/10/2012	74	20	7
		1/11/2012	121	90	11
		1/12/2012	92	37	8
		1/13/2012	96	37	8
		1/16/2012	189	36	14
		1/17/2012	98	45	7
		1/18/2012	87	32	6
		1/19/2012	420	161	28
		1/20/2012	155	49	10
		1/23/2012	85	9	5
		1/24/2012	107,590	18,512	6,148
		1/25/2012	72	6	4
		1/26/2012	315	29	17
		1/27/2012	19	4	1
	<b>12/22/2011</b>	12/22/2011	1	13	1
		12/27/2011	15	125	5
		12/28/2011	21	53	6
		12/29/2011	16	21	4
		12/30/2011	77	88	17
		1/3/2012	78	31	12
		1/4/2012	63	33	9
		1/5/2012	53	31	7
		1/6/2012	160	131	20
		1/9/2012	95	79	10
		1/10/2012	110	29	11
		1/11/2012	63	35	6
		1/12/2012	88	41	8
		1/13/2012	81	28	7
		1/16/2012	78	17	6
		1/17/2012	41	13	3
		1/18/2012	126	40	9
		1/19/2012	73	22	5
		1/20/2012	255	84	17
		1/23/2012	479	108	29
		1/24/2012	170	32	10
		1/25/2012	93,380	26,674	5,336
		1/26/2012	54	12	3
		1/27/2012	56	10	3
	<b>12/23/2011</b>	1/12/2012	11	5	1
		1/19/2012	14	8	1
	<b>12/26/2011</b>	1/18/2012	12	5	1
	<b>12/27/2011</b>	12/27/2011	1	8	1
		12/28/2011	6	36	6
		12/29/2011	12	103	8
		12/30/2011	18	48	9
		1/3/2012	56	38	14
		1/4/2012	68	148	15
		1/5/2012	25	24	5
		1/6/2012	72	79	13
		1/9/2012	84	33	12
		1/10/2012	105	130	14
		1/11/2012	48	54	6
		1/12/2012	68	40	8
		1/13/2012	72	34	8
		1/16/2012	53	12	5
		1/17/2012	99	39	9
		1/18/2012	138	82	12
		1/19/2012	84	46	7

W/P - 1-13

Exhibits\Rate Base\[KY Service & Billing Ending 063012.xlsx]201111 - 201202 pivot

			Values		
Revenue month	Previous read date	Current read date	Sum of Service Days	Sum of Billing Days	Count of Service Days2
		1/20/2012	125	47	10
		1/23/2012	84	16	6
		1/24/2012	145	28	10
		1/25/2012	75	21	5
		1/26/2012	97,728	31,686	6,305
		1/27/2012	16	4	1
	12/28/2011	12/28/2011	1	33	1
		12/29/2011	1	6	1
		12/30/2011	20	76	13
		12/31/2011	2	4	1
		1/3/2012	63	43	18
		1/4/2012	12	7	3
		1/5/2012	23	16	5
		1/6/2012	60	57	12
		1/9/2012	46	12	7
		1/10/2012	56	31	8
		1/11/2012	68	38	9
		1/12/2012	40	25	5
		1/13/2012	128	183	15
		1/16/2012	110	26	11
		1/17/2012	74	22	7
		1/18/2012	132	61	12
		1/19/2012	104	53	9
		1/20/2012	192	83	16
		1/23/2012	122	22	9
		1/24/2012	168	27	12
		1/25/2012	87	23	6
		1/26/2012	45	15	3
		1/27/2012	62	16	4
		1/30/2012	51	3	3
	12/29/2011	12/29/2011	1	29	1
		12/30/2011	8	47	8
		1/3/2012	30	26	10
		1/4/2012	18	22	5
		1/5/2012	8	10	2
		1/6/2012	36	40	8
		1/9/2012	18	6	3
		1/10/2012	52	22	8
		1/11/2012	98	46	14
		1/12/2012	30	23	4
		1/13/2012	112	59	14
		1/16/2012	86	21	9
		1/17/2012	60	38	6
		1/18/2012	126	57	12
		1/19/2012	22	10	2
		1/20/2012	81	34	7
		1/23/2012	52	9	4
		1/24/2012	149	32	11
		1/25/2012	336	117	24
		1/26/2012	305	103	21
		1/27/2012	45	12	3
		1/30/2012	33	2	2
	12/30/2011	12/30/2011	2	42	3
		1/3/2012	33	42	13
		1/4/2012	27	41	9
		1/5/2012	39	47	11
		1/6/2012	92	106	23
		1/9/2012	83	40	15
		1/10/2012	48	19	8
		1/11/2012	78	51	12
		1/12/2012	56	43	8
		1/13/2012	75	46	10
		1/16/2012	117	35	13
		1/17/2012	114	56	12
		1/18/2012	80	33	8
		1/19/2012	126	68	12
		1/20/2012	198	85	18
		1/23/2012	88	19	7
		1/24/2012	208	37	16
		1/25/2012	162	45	12
		1/26/2012	112	38	8
		1/27/2012	44	12	3
		1/30/2012	32	2	2
	12/31/2011	1/10/2012	6	3	1
		1/12/2012	7	5	1
		1/13/2012	7	5	1
		1/19/2012	10	6	1
		1/20/2012	11	5	1
		1/24/2012	13	3	1
	1/1/2012	1/1/2012	1	22	1
		1/24/2012	12	3	1
	1/2/2012	1/11/2012	5	5	1
		1/19/2012	9	4	1
	1/3/2012	1/3/2012	1	10	1
		1/4/2012	7	35	7
		1/5/2012	12	39	8
		1/6/2012	38	89	19
		1/9/2012	25	17	7
		1/10/2012	44	27	11
		1/11/2012	50	34	11
		1/12/2012	40	44	8
		1/13/2012	88	68	16
		1/16/2012	70	24	10
		1/17/2012	53	38	7
		1/18/2012	112	53	14
		1/19/2012	68	42	8
		1/20/2012	180	98	20

W/P - 1-13

Exhibits\Rate Base\[KY Service & Billing Ending 063012.xlsx]201111 - 201202 pivot

Revenue month	Previous read date	Current read date	Values		
			Sum of Service Days	Sum of Billing Days	Count of Service Days2
		1/23/2012	105	25	10
		1/24/2012	220	47	20
		1/25/2012	104	30	9
		1/26/2012	84	33	7
		1/27/2012	125	47	10
	1/4/2012	1/4/2012	3	42	6
		1/5/2012	1	5	1
		1/6/2012	20	64	13
		1/9/2012	30	22	10
		1/10/2012	49	37	14
		1/11/2012	32	34	8
		1/12/2012	108	106	24
		1/13/2012	45	62	9
		1/16/2012	98	36	15
		1/17/2012	161	66	23
		1/18/2012	120	62	16
		1/19/2012	200	139	25
		1/20/2012	119	65	14
		1/23/2012	100	22	10
		1/24/2012	147	38	14
		1/25/2012	88	24	8
		1/26/2012	104	40	9
		1/27/2012	48	16	4
	1/5/2012	1/5/2012	1	4	1
		1/6/2012	13	66	13
		1/9/2012	13	12	5
		1/10/2012	24	18	8
		1/11/2012	14	14	4
		1/12/2012	60	81	15
		1/13/2012	23	24	5
		1/16/2012	36	15	6
		1/17/2012	59	31	9
		1/18/2012	84	54	12
		1/19/2012	68	49	9
		1/20/2012	128	77	16
		1/23/2012	57	17	6
		1/24/2012	110	29	11
		1/25/2012	74	29	7
		1/26/2012	44	19	4
		1/27/2012	35	12	3
		1/30/2012	13	1	1
	1/6/2012	1/9/2012	14	21	7
		1/10/2012	20	20	8
		1/11/2012	33	46	11
		1/12/2012	49	53	14
		1/13/2012	40	42	10
		1/16/2012	61	28	11
		1/17/2012	108	52	18
		1/18/2012	111	60	17
		1/19/2012	77	65	11
		1/20/2012	158	100	21
		1/23/2012	63	18	7
		1/24/2012	86	23	9
		1/25/2012	90	33	9
		1/26/2012	137	61	13
		1/27/2012	55	20	5
	1/7/2012	1/11/2012	5	10	2
	1/9/2012	1/9/2012	2	48	3
		1/10/2012	3	8	3
		1/11/2012	11	32	7
		1/12/2012	46	106	23
		1/13/2012	25	44	10
		1/16/2012	48	33	12
		1/17/2012	14	12	3
		1/18/2012	60	81	12
		1/19/2012	28	24	5
		1/20/2012	48	34	8
		1/23/2012	60	24	8
		1/24/2012	72	25	9
		1/25/2012	51	27	6
		1/26/2012	27	11	3
		1/27/2012	29	12	3
	1/10/2012	1/10/2012	1	2	1
		1/11/2012	3	15	3
		1/12/2012	20	88	13
		1/13/2012	18	37	9
		1/16/2012	46	29	13
		1/17/2012	32	31	8
		1/18/2012	41	25	9
		1/19/2012	65	68	13
		1/20/2012	39	32	7
		1/23/2012	595	253	85
		1/24/2012	45	36	6
		1/25/2012	96	45	12
		1/26/2012	102	56	12
		1/27/2012	90	40	10
	1/11/2012	1/11/2012	2	38	3
		1/12/2012	8	42	8
		1/13/2012	2	5	1
		1/16/2012	21	13	7
		1/17/2012	32	18	9
		1/18/2012	24	21	6
		1/19/2012	54	45	12
		1/20/2012	50	44	10
		1/23/2012	189	84	29
		1/24/2012	98	36	14
		1/25/2012	143	56	19

W/P - 1-13

Exhibits\Rate Base\[KY Service & Billing Ending 063012.xlsx]201111 - 201202 pivot

Values					
Revenue month	Previous read date	Current read date	Sum of Service Days	Sum of Billing Days	Count of Service Days2
	1/11/2012	1/26/2012	56	33	7
		1/27/2012	60	28	7
		1/30/2012	30	3	3
	1/12/2012	1/12/2012	2	48	4
		1/13/2012	6	30	6
		1/16/2012	10	22	4
		1/17/2012	18	22	6
		1/18/2012	35	39	10
		1/19/2012	20	25	5
		1/20/2012	36	38	8
		1/23/2012	54	18	9
		1/24/2012	52	19	8
		1/25/2012	70	24	10
		1/26/2012	23	13	3
		1/27/2012	40	20	5
		1/30/2012	10	1	1
	1/13/2012	1/16/2012	4	6	2
		1/17/2012	8	17	3
		1/18/2012	12	30	4
		1/19/2012	28	43	8
		1/20/2012	52	61	13
		1/23/2012	55	29	10
		1/24/2012	36	18	6
		1/25/2012	52	25	8
		1/26/2012	70	41	10
	1/16/2012	1/17/2012	2	6	2
		1/18/2012	11	35	7
		1/19/2012	22	60	11
		1/20/2012	20	38	8
		1/23/2012	40	23	10
		1/24/2012	32	17	7
		1/25/2012	20	11	4
		1/26/2012	22	17	4
		1/27/2012	36	24	6
	1/17/2012	1/17/2012	1	2	1
		1/18/2012	6	18	6
		1/19/2012	6	24	4
		1/20/2012	22	54	11
		1/23/2012	11	9	3
		1/24/2012	16	10	4
		1/25/2012	14	6	3
		1/26/2012	15	14	3
		1/27/2012	11	8	2
		1/30/2012	7	-	1
	1/18/2012	1/19/2012	3	17	3
		1/20/2012	12	41	8
		1/23/2012	9	7	3
		1/24/2012	11	7	3
		1/25/2012	32	25	8
		1/26/2012	32	31	7
		1/27/2012	30	24	6
		1/30/2012	7	-	1
	1/19/2012	1/20/2012	1	5	1
		1/23/2012	3	3	1
		1/24/2012	6	6	2
		1/25/2012	7	10	2
		1/26/2012	4	5	1
		1/27/2012	18	16	4
	1/20/2012	1/20/2012	1	5	1
		1/23/2012	2	3	1
		1/24/2012	5	6	2
		1/25/2012	9	4	3
		1/26/2012	18	23	5
		1/27/2012	24	24	6
		1/30/2012	17	3	3
	1/23/2012	1/23/2012	1	11	2
		1/24/2012	4	12	4
		1/25/2012	3	10	2
		1/26/2012	8	18	4
		1/27/2012	3	4	1
	1/24/2012	1/25/2012	1	5	1
		1/26/2012	5	15	3
		1/27/2012	4	8	2
		1/30/2012	14	4	4
	1/25/2012	1/25/2012	1	7	2
		1/26/2012	1	5	1
		1/30/2012	6	2	2
	1/26/2012	1/30/2012	5	-	2
<b>201201 Total</b>			<b>2,074,005</b>	<b>607,378</b>	<b>125,365</b>
<b>201202</b>	11/23/2011	2/7/2012	39	2	1
	11/28/2011	1/27/2012	61	10	2
	11/30/2011	12/30/2011	16	35	1
	12/2/2011	1/4/2012	17	35	1
		1/5/2012	35	56	2
	12/3/2011	1/5/2012	51	84	3
	12/5/2011	1/6/2012	50	81	3
		2/14/2012	36	2	1
	12/6/2011	1/9/2012	193	267	11
		1/11/2012	19	23	1
		1/31/2012	29	1	1
		2/7/2012	32	3	1
	12/7/2011	2/1/2012	29	5	1
		2/8/2012	32	5	1
	12/8/2011	1/11/2012	123	159	7
		1/23/2012	24	10	1
	12/9/2011	1/12/2012	123	161	7
		2/2/2012	28	5	1

W/P - 1-13

Exhibits\Rate Base\[KY Service & Billing Ending 063012.xlsx]201111 - 201202 pivot

Values						
Revenue month	Previous read date	Current read date	Sum of Service Days	Sum of Billing Days	Count of Service Days2	
	12/10/2011	2/14/2012	34	3	1	
	12/12/2011	1/11/2012	16	23	1	
		1/13/2012	99	129	6	
		1/25/2012	23	8	1	
		1/27/2012	24	5	1	
		2/3/2012	27	4	1	
		2/13/2012	64	6	2	
	12/13/2011	1/16/2012	18	21	1	
		1/23/2012	21	10	1	
		1/24/2012	22	9	1	
		1/30/2012	25	9	1	
	12/14/2011	1/17/2012	140	182	8	
		1/27/2012	23	13	1	
		2/1/2012	25	2	1	
		2/2/2012	26	5	1	
		2/15/2012	32	5	1	
	12/15/2011	1/13/2012	15	21	1	
		1/16/2012	17	18	1	
		1/18/2012	35	35	2	
	12/16/2011	1/17/2012	33	43	2	
		1/19/2012	18	14	1	
		1/23/2012	39	28	2	
		1/27/2012	22	5	1	
		2/2/2012	25	4	1	
		2/6/2012	27	7	1	
		2/15/2012	62	9	2	
		2/17/2012	64	12	2	
	12/19/2011	1/18/2012	16	16	1	
		1/20/2012	198	239	12	
		1/23/2012	18	10	1	
	12/20/2011	1/13/2012	13	26	1	
		1/23/2012	35	38	2	
		1/27/2012	39	10	2	
		1/31/2012	43	9	2	
		2/1/2012	22	6	1	
		2/2/2012	45	14	2	
		2/3/2012	23	4	1	
	12/21/2011	1/6/2012	9	26	1	
		1/24/2012	123	121	7	
		2/22/2012	128	20	4	
	12/22/2011	1/23/2012	33	36	2	
		1/30/2012	60	6	3	
		1/31/2012	62	9	3	
		2/1/2012	105	25	5	
	12/27/2011	1/26/2012	202	255	13	
		1/27/2012	64	20	4	
		1/30/2012	88	11	5	
		1/31/2012	144	8	8	
		2/3/2012	39	12	2	
		2/7/2012	22	15	1	
	12/28/2011	1/3/2012	4	29	1	
		1/9/2012	7	23	1	
		1/10/2012	7	23	1	
		1/13/2012	68	152	8	
		1/18/2012	11	29	1	
		1/19/2012	23	26	2	
		1/20/2012	12	12	1	
		1/26/2012	15	6	1	
		1/27/2012	85,529	27,812	5,518	
		1/30/2012	17	2	1	
		1/31/2012	140	9	8	
		2/1/2012	72	4	4	
		2/13/2012	24	9	1	
	12/29/2011	12/30/2011	2	68	2	
		1/11/2012	7	22	1	
		1/18/2012	11	15	1	
		1/26/2012	15	7	1	
		1/27/2012	45	15	3	
		1/30/2012	90,536	16,531	5,487	
		1/31/2012	85	10	5	
		2/1/2012	193	31	11	
		2/2/2012	54	21	3	
		2/3/2012	93	16	5	
		2/6/2012	120	25	6	
		2/7/2012	21	6	1	
		2/8/2012	21	7	1	
		2/9/2012	86	20	4	
		2/13/2012	24	9	1	
		2/17/2012	26	5	1	
	12/30/2011	12/30/2011	1	33	1	
		1/6/2012	8	56	2	
		1/11/2012	7	23	1	
		1/19/2012	11	15	1	
		1/20/2012	44	56	4	
		1/23/2012	38	50	3	
		1/27/2012	450	155	31	
		1/30/2012	288	48	18	
		1/31/2012	102,581	18,806	6,217	
		2/1/2012	51	9	3	
		2/2/2012	263	85	15	
		2/3/2012	288	61	16	
		2/6/2012	39	6	2	
		2/7/2012	120	17	6	
		2/8/2012	62	15	3	
		2/9/2012	21	13	1	
		2/13/2012	23	4	1	
		2/17/2012	25	5	1	

W/P - 1-13

Exhibits\Rate Base\[KY Service & Billing Ending 063012.xlsx]201111 - 201202 pivot

Values					
Revenue month	Previous read date	Current read date	Sum of Service Days	Sum of Billing Days	Count of Service Days2
	12/31/2011	1/27/2012	14	5	1
	1/1/2012	1/3/2012	2	34	1
		1/30/2012	15	3	1
		2/1/2012	144	63	9
		2/2/2012	17	5	1
		2/3/2012	17	5	1
		2/8/2012	20	5	1
	1/2/2012	2/1/2012	31	10	2
	1/3/2012	1/11/2012	5	26	1
		1/17/2012	8	23	1
		1/23/2012	42	56	4
		1/25/2012	12	12	1
		1/27/2012	575	238	46
		1/30/2012	336	61	24
		1/31/2012	537	95	37
		2/1/2012	111,465	37,866	7,431
		2/2/2012	140	42	9
		2/3/2012	192	47	12
		2/6/2012	18	2	1
		2/10/2012	20	5	1
	1/4/2012	1/4/2012	1	70	2
		1/9/2012	15	145	5
		1/17/2012	7	15	1
		1/19/2012	8	19	1
		1/20/2012	51	108	6
		1/24/2012	21	28	2
		1/26/2012	12	12	1
		1/27/2012	48	20	4
		1/30/2012	338	73	25
		1/31/2012	546	109	39
		2/1/2012	392	93	27
		2/2/2012	94,230	31,488	6,282
		2/3/2012	295	77	19
		2/6/2012	170	22	10
		2/7/2012	263	26	15
		2/9/2012	37	8	2
		2/10/2012	57	13	3
		2/13/2012	62	11	3
		2/14/2012	42	2	2
		2/16/2012	22	7	1
	1/5/2012	1/9/2012	15	180	6
		1/10/2012	3	29	1
		1/11/2012	11	82	3
		1/14/2012	10	48	2
		1/16/2012	6	22	1
		1/18/2012	7	20	1
		1/23/2012	67	106	7
		1/24/2012	20	28	2
		1/25/2012	11	14	1
		1/27/2012	23	10	2
		1/30/2012	65	18	5
		1/31/2012	216	46	16
		2/1/2012	308	98	22
		2/2/2012	609	216	42
		2/3/2012	70,080	23,387	4,672
		2/4/2012	2,806	724	181
		2/6/2012	50	7	3
		2/7/2012	136	16	8
		2/8/2012	35	2	2
		2/13/2012	20	7	1
		2/14/2012	41	16	2
	1/6/2012	1/16/2012	39	164	7
		1/17/2012	30	110	5
		1/18/2012	7	22	1
		1/19/2012	7	19	1
		1/25/2012	30	39	3
		1/27/2012	22	10	2
		1/30/2012	63	10	5
		1/31/2012	156	34	12
		2/1/2012	257	73	19
		2/2/2012	322	105	23
		2/3/2012	145	43	10
		2/6/2012	107,456	20,541	6,716
		2/7/2012	149	18	9
		2/8/2012	68	7	4
		2/9/2012	280	48	16
		2/14/2012	20	6	1
		2/15/2012	21	1	1
		2/20/2012	69	19	3
	1/7/2012	1/31/2012	13	3	1
		2/1/2012	13	2	1
		2/6/2012	47	9	3
	1/9/2012	1/9/2012	1	59	2
		1/12/2012	2	29	1
		1/18/2012	5	28	1
		1/24/2012	8	14	1
		1/27/2012	67	35	7
		1/30/2012	66	15	6
		1/31/2012	92	20	8
		2/1/2012	132	30	11
		2/2/2012	313	121	25
		2/3/2012	221	78	17
		2/6/2012	406	62	28
		2/7/2012	50,535	10,147	3,369
		2/8/2012	16	2	1
		2/9/2012	240	30	15
		2/10/2012	17	5	1



W/P - 1-13

Exhibits\Rate Base\[KY Service & Billing Ending 063012.xlsx]201111 - 201202 pivot

Values						
Revenue month	Previous read date	Current read date	Sum of Service Days	Sum of Billing Days	Count of Service Days2	
	1/9/2012	2/16/2012	98	25	5	
		2/20/2012	22	3	1	
	1/10/2012	1/10/2012	2	102	3	
		1/17/2012	4	29	1	
		1/25/2012	8	7	1	
		1/26/2012	43	90	5	
		1/27/2012	54	30	6	
		1/30/2012	116	26	11	
		1/31/2012	88	28	8	
		2/1/2012	92	28	8	
		2/2/2012	60	24	5	
		2/3/2012	288	124	23	
		2/6/2012	364	67	26	
		2/7/2012	2,045	420	141	
		2/8/2012	84,285	28,124	5,619	
		2/9/2012	171	56	11	
		2/10/2012	144	37	9	
		2/13/2012	35	5	2	
		2/16/2012	38	12	2	
		2/17/2012	20	6	1	
		2/20/2012	21	8	1	
		2/21/2012	22	3	1	
	1/11/2012	1/11/2012	1	34	1	
		1/19/2012	5	26	1	
		1/25/2012	15	38	2	
		1/27/2012	17	10	2	
		1/30/2012	100	68	10	
		1/31/2012	116	47	11	
		2/1/2012	154	52	14	
		2/2/2012	115	65	10	
		2/3/2012	108	45	9	
		2/4/2012	13	4	1	
		2/5/2012	13	5	1	
		2/6/2012	176	36	13	
		2/7/2012	252	79	18	
		2/8/2012	189	54	13	
		2/9/2012	112,485	37,550	7,499	
		2/10/2012	171	45	11	
		2/13/2012	374	40	22	
		2/14/2012	35	4	2	
		2/15/2012	18	1	1	
	1/12/2012	1/12/2012	1	20	1	
		1/16/2012	3	18	1	
		1/17/2012	3	29	1	
		1/19/2012	4	27	1	
		1/25/2012	14	42	2	
		1/27/2012	16	24	2	
		1/30/2012	95	22	10	
		1/31/2012	610	123	61	
		2/1/2012	137	99	13	
		2/2/2012	154	66	14	
		2/3/2012	115	40	10	
		2/5/2012	25	4	2	
		2/6/2012	130	23	10	
		2/7/2012	243	48	18	
		2/8/2012	644	140	46	
		2/9/2012	276	91	19	
		2/10/2012	62,055	20,731	4,137	
		2/12/2012	16	2	1	
		2/13/2012	23,727	4,287	1,438	
		2/14/2012	255	31	15	
		2/15/2012	210	13	12	
		2/17/2012	19	5	1	
		2/20/2012	80	24	4	
	1/13/2012	1/13/2012	1	51	2	
		1/15/2012	3	60	2	
		1/18/2012	3	26	1	
		1/24/2012	6	23	1	
		1/27/2012	53	35	7	
		1/30/2012	90	27	10	
		1/31/2012	86	21	9	
		2/1/2012	140	69	14	
		2/2/2012	84	38	8	
		2/3/2012	154	104	14	
		2/6/2012	150	35	12	
		2/7/2012	65	14	5	
		2/8/2012	216	62	16	
		2/9/2012	560	190	40	
		2/10/2012	261	78	18	
		2/13/2012	56,800	10,870	3,550	
		2/14/2012	1,370	165	83	
		2/15/2012	442	62	26	
		2/17/2012	18	3	1	
		2/20/2012	20	7	1	
		2/22/2012	21	5	1	
	1/14/2012	2/2/2012	20	10	2	
		2/9/2012	14	5	1	
	1/15/2012	2/2/2012	10	5	1	
		2/9/2012	39	15	3	
	1/16/2012	1/16/2012	1	30	1	
		1/19/2012	2	29	1	
		1/23/2012	40	250	10	
		1/24/2012	18	96	4	
		1/25/2012	30	141	6	
		1/26/2012	33	116	6	
		1/27/2012	30	41	5	
		1/30/2012	75	54	10	

W/P - 1-13

Exhibits\Rate Base\[KY Service & Billing Ending 063012.xlsx]201111 - 201202 pivot

Revenue month	Previous read date	Current read date	Values		
			Sum of Service Days	Sum of Billing Days	Count of Service Days2
		1/31/2012	64	20	8
		2/1/2012	68	52	8
		2/2/2012	162	89	18
		2/3/2012	57	36	6
		2/6/2012	110	35	10
		2/7/2012	115	32	10
		2/8/2012	108	30	9
		2/9/2012	125	48	10
		2/10/2012	481	194	37
		2/13/2012	73	12	5
		2/14/2012	59,670	11,988	3,978
		2/15/2012	233	69	15
		2/16/2012	7,696	1,913	481
		2/17/2012	17	6	1
		2/21/2012	19	7	1
		2/22/2012	19	5	1
	1/17/2012	1/17/2012	1	22	1
		1/19/2012	2	29	1
		1/20/2012	2	17	1
		1/27/2012	22	20	4
		1/30/2012	28	9	4
		1/31/2012	83	44	11
		2/1/2012	80	79	10
		2/2/2012	162	162	19
		2/3/2012	63	47	7
		2/6/2012	158	91	15
		2/7/2012	121	54	11
		2/8/2012	69	30	6
		2/9/2012	108	65	9
		2/10/2012	88	38	7
		2/13/2012	56	14	4
		2/14/2012	2,973	1,215	205
		2/15/2012	18,225	8,157	1,215
		2/16/2012	33,728	11,152	2,176
		2/17/2012	13,312	4,157	832
		2/20/2012	18	3	1
		2/21/2012	126	15	7
		2/24/2012	39	10	2
	1/18/2012	1/18/2012	2	72	3
		1/26/2012	5	14	1
		1/27/2012	25	85	5
		1/30/2012	52	24	8
		1/31/2012	56	45	8
		2/1/2012	83	127	11
		2/2/2012	96	88	12
		2/3/2012	60	30	7
		2/6/2012	170	44	17
		2/7/2012	231	60	22
		2/8/2012	99	46	9
		2/9/2012	173	75	15
		2/10/2012	120	44	10
		2/13/2012	270	55	20
		2/14/2012	462	105	33
		2/15/2012	19,227	8,669	1,326
		2/16/2012	79,770	28,125	5,318
		2/17/2012	992	280	64
		2/20/2012	272	29	16
		2/21/2012	105	12	6
	1/19/2012	1/19/2012	2	50	3
		1/23/2012	3	25	1
		1/26/2012	8	56	2
		1/27/2012	14	36	3
		1/30/2012	90	120	15
		1/31/2012	72	107	11
		2/1/2012	77	31	11
		2/2/2012	135	79	18
		2/3/2012	72	74	9
		2/6/2012	105	26	11
		2/7/2012	120	18	12
		2/8/2012	189	64	18
		2/9/2012	231	151	21
		2/10/2012	138	51	12
		2/13/2012	416	147	32
		2/14/2012	284	51	21
		2/15/2012	812	288	58
		2/16/2012	7,076	2,924	488
		2/17/2012	64,095	26,028	4,273
		2/18/2012	7,657	2,470	494
		2/20/2012	479	83	29
		2/21/2012	85	8	5
		2/22/2012	210	28	12
		2/23/2012	18	4	1
		2/24/2012	19	5	1
	1/20/2012	1/20/2012	2	64	3
		1/27/2012	20	25	5
		1/30/2012	17	29	3
		1/31/2012	108	89	18
		2/1/2012	104	53	16
		2/2/2012	189	158	27
		2/3/2012	113	176	15
		2/6/2012	135	30	15
		2/7/2012	143	103	15
		2/8/2012	150	56	15
		2/9/2012	147	64	14
		2/10/2012	143	78	13
		2/13/2012	338	100	27
		2/14/2012	169	34	13

W/P - 1-13

Exhibits\Rate Base\[KY Service & Billing Ending 063012.xlsx]201111 - 201202 pivot

Values							
Revenue month	Previous read date	Current read date	Sum of Service Days	Sum of Billing Days	Count of Service Days2		
1/20/2012		2/15/2012	297	96	22		
		2/16/2012	518	181	37		
		2/17/2012	667	260	46		
		2/18/2012	15	5	1		
		2/20/2012	124,352	23,499	7,772		
		2/21/2012	50	7	3		
		2/22/2012	153	24	9		
	1/23/2012		1/23/2012	1	45	2	
			1/27/2012	10	20	4	
			1/30/2012	28	18	7	
			1/31/2012	45	24	10	
			2/1/2012	80	74	16	
		2/2/2012	88	79	16		
		2/3/2012	48	72	8		
		2/4/2012	7	4	1		
		2/6/2012	83	44	11		
		2/7/2012	56	17	7		
		2/8/2012	43	33	5		
		2/9/2012	90	66	10		
1/24/2012		2/10/2012	133	88	14		
		2/13/2012	110	36	10		
		2/14/2012	173	45	15		
		2/15/2012	240	82	20		
		2/16/2012	200	85	16		
		2/17/2012	117	45	9		
		2/20/2012	131	25	9		
		2/21/2012	67,335	13,516	4,489		
		2/23/2012	176	44	11		
		1/24/2012	3	94	6		
		1/27/2012	8	20	4		
		1/30/2012	18	12	5		
	1/31/2012	60	30	15			
1/25/2012		2/1/2012	50	83	11		
		2/2/2012	80	64	16		
		2/3/2012	55	46	10		
		2/6/2012	84	41	12		
		2/7/2012	53	35	7		
		2/8/2012	48	18	6		
		2/9/2012	85	60	10		
		2/10/2012	72	37	8		
		2/13/2012	74	39	7		
		2/14/2012	187	73	17		
		2/15/2012	127	61	11		
		2/16/2012	60	23	5		
1/26/2012		2/17/2012	225	104	18		
		2/18/2012	39	15	3		
		2/20/2012	308	69	22		
		2/21/2012	58	9	4		
		2/22/2012	92,490	30,921	6,166		
		2/23/2012	47	12	3		
		2/24/2012	208	42	13		
		1/25/2012	2	71	4		
		1/26/2012	1	33	1		
		1/27/2012	9	30	6		
		1/30/2012	6	5	2		
		1/31/2012	28	19	8		
1/27/2012		2/1/2012	48	48	12		
		2/2/2012	41	35	9		
		2/3/2012	30	29	6		
		2/6/2012	39	17	6		
		2/7/2012	56	16	8		
		2/8/2012	68	42	9		
		2/9/2012	88	51	11		
		2/10/2012	60	34	7		
		2/13/2012	110	32	11		
		2/14/2012	74	20	7		
		2/15/2012	77	14	7		
		2/16/2012	127	48	11		
1/28/2012		2/17/2012	72	29	6		
		2/18/2012	13	5	1		
		2/20/2012	54	10	4		
		2/21/2012	224	46	16		
		2/22/2012	58	20	4		
		2/23/2012	80,550	26,894	5,370		
		2/24/2012	31	8	2		
		2/27/2012	170	20	10		
		2/28/2012	35	2	2		
	1/29/2012		1/26/2012	2	72	3	
			1/27/2012	3	15	3	
			1/30/2012	10	39	4	
		1/31/2012	27	20	9		
		2/1/2012	11	12	3		
		2/2/2012	28	50	7		
		2/3/2012	23	21	5		
		2/6/2012	66	38	11		
		2/7/2012	39	12	6		
		2/8/2012	77	49	11		
		2/9/2012	60	50	8		
		2/10/2012	32	17	4		
1/30/2012		2/13/2012	67	22	7		
		2/14/2012	110	32	11		
		2/15/2012	32	10	3		
		2/16/2012	55	22	5		
		2/17/2012	115	46	10		
		2/20/2012	104	19	8		
		2/21/2012	95	23	7		
		2/22/2012	308	102	22		

W/P - 1-13

Exhibits\Rate Base\[KY Service & Billing Ending 063012.xlsx]201111 - 201202 pivot

Values						
Revenue month	Previous read date	Current read date	Sum of Service Days	Sum of Billing Days	Count of Service Days2	
	<b>1/26/2012</b>	2/23/2012	102	32	7	
		2/24/2012	94,620	31,627	6,308	
		2/27/2012	83	10	5	
		2/28/2012	153	9	9	
	<b>1/27/2012</b>	1/27/2012	1	20	1	
		1/30/2012	8	12	4	
		1/31/2012	15	18	6	
		2/1/2012	63	80	21	
		2/2/2012	21	27	6	
		2/3/2012	32	36	8	
		2/6/2012	72	27	13	
		2/7/2012	42	14	7	
		2/8/2012	72	44	11	
		2/9/2012	49	30	7	
		2/10/2012	68	41	9	
		2/13/2012	63	16	7	
		2/14/2012	76	23	8	
		2/15/2012	30	15	3	
		2/16/2012	105	48	10	
		2/17/2012	88	41	8	
		2/20/2012	125	24	10	
		2/21/2012	65	12	5	
		2/22/2012	81	18	6	
		2/23/2012	98	34	7	
		2/24/2012	29	10	2	
		2/27/2012	48	6	3	
		2/28/2012	17	1	1	
	<b>1/28/2012</b>	2/3/2012	4	5	1	
	<b>1/30/2012</b>	1/30/2012	1	32	2	
		1/31/2012	5	14	5	
		2/1/2012	20	62	13	
		2/2/2012	34	93	17	
		2/3/2012	18	29	7	
		2/6/2012	40	24	10	
		2/7/2012	23	13	5	
		2/8/2012	45	43	9	
		2/9/2012	50	32	9	
		2/10/2012	72	58	12	
		2/13/2012	45	15	6	
		2/14/2012	72	22	9	
		2/15/2012	43	17	5	
		2/16/2012	135	65	15	
		2/17/2012	67	42	7	
		2/18/2012	40	20	4	
		2/20/2012	55	14	5	
		2/21/2012	69	12	6	
		2/22/2012	132	34	11	
		2/23/2012	100	39	8	
		2/24/2012	78	29	6	
		2/25/2012	14	4	1	
		2/27/2012	44	3	3	
		2/28/2012	45	3	3	
	<b>1/31/2012</b>	1/31/2012	2	57	4	
		2/1/2012	17	85	17	
		2/2/2012	23	71	15	
		2/3/2012	18	37	9	
		2/6/2012	35	23	10	
		2/7/2012	28	31	7	
		2/8/2012	59	47	13	
		2/9/2012	55	49	11	
		2/10/2012	402	352	73	
		2/13/2012	63	24	9	
		2/14/2012	45	15	6	
		2/15/2012	64	37	8	
		2/16/2012	94	54	11	
		2/17/2012	126	65	14	
		2/20/2012	95	20	9	
		2/21/2012	209	43	19	
		2/22/2012	150	44	13	
		2/23/2012	72	29	6	
		2/24/2012	200	78	16	
		2/27/2012	84	10	6	
		2/28/2012	15	1	1	
	<b>2/1/2012</b>	2/1/2012	5	113	9	
		2/2/2012	14	70	14	
		2/3/2012	11	39	7	
		2/6/2012	57	44	19	
		2/7/2012	67	49	19	
		2/8/2012	60	76	15	
		2/9/2012	50	49	11	
		2/10/2012	40	34	8	
		2/13/2012	117	44	18	
		2/14/2012	63	26	9	
		2/15/2012	38	10	5	
		2/16/2012	152	88	19	
		2/17/2012	111	70	13	
		2/18/2012	9	5	1	
		2/20/2012	150	40	15	
		2/21/2012	63	15	6	
		2/22/2012	165	48	15	
		2/23/2012	104	38	9	
		2/24/2012	216	73	18	
		2/27/2012	149	22	11	
	<b>2/2/2012</b>	2/2/2012	2	52	3	
		2/6/2012	25	29	10	
		2/7/2012	63	39	21	
		2/8/2012	46	35	13	

W/P - 1-13

Exhibits\Rate Base\[KY Service & Billing Ending 063012.xlsx]201111 - 201202 pivot

			Values		
Revenue month	Previous read date	Current read date	Sum of Service Days	Sum of Billing Days	Count of Service Days2
		2/9/2012	28	31	7
		2/10/2012	63	60	14
		2/13/2012	78	33	13
		2/14/2012	59	20	9
		2/15/2012	63	37	9
		2/16/2012	120	75	16
		2/17/2012	112	83	14
		2/18/2012	26	15	3
		2/20/2012	143	41	15
		2/21/2012	100	26	10
		2/22/2012	116	52	11
		2/23/2012	77	31	7
		2/24/2012	81	28	7
		2/27/2012	78	12	6
		2/28/2012	81	6	6
	2/3/2012	2/3/2012	1	42	2
		2/6/2012	18	48	9
		2/7/2012	18	19	7
		2/8/2012	42	43	14
		2/9/2012	21	29	6
		2/10/2012	36	42	9
		2/13/2012	72	34	13
		2/14/2012	60	24	10
		2/15/2012	13	14	2
		2/16/2012	91	66	13
		2/17/2012	45	29	6
		2/18/2012	8	5	1
		2/20/2012	153	49	17
		2/21/2012	48	13	5
		2/22/2012	60	21	6
		2/23/2012	74	31	7
		2/24/2012	33	15	3
		2/27/2012	63	10	5
	2/4/2012	2/18/2012	8	5	1
		2/20/2012	9	2	1
		2/21/2012	9	3	1
	2/5/2012	2/5/2012	1	9	1
		2/10/2012	6	10	2
		2/23/2012	10	5	1
	2/6/2012	2/6/2012	3	49	6
		2/7/2012	5	15	5
		2/8/2012	20	62	13
		2/9/2012	24	50	12
		2/10/2012	43	73	17
		2/13/2012	96	55	24
		2/14/2012	72	37	16
		2/15/2012	25	9	5
		2/16/2012	110	90	20
		2/17/2012	60	51	10
		2/20/2012	158	54	21
		2/21/2012	80	25	10
		2/22/2012	68	21	8
		2/23/2012	81	38	9
		2/24/2012	114	51	12
		2/27/2012	99	18	9
		2/28/2012	35	3	3
	2/7/2012	2/7/2012	2	34	4
		2/8/2012	3	15	3
		2/9/2012	14	40	9
		2/10/2012	26	61	13
		2/13/2012	28	20	8
		2/14/2012	32	21	8
		2/15/2012	27	16	6
		2/16/2012	55	53	11
		2/17/2012	77	99	14
		2/18/2012	12	10	2
		2/20/2012	168	64	24
		2/21/2012	30	11	4
		2/22/2012	64	31	8
		2/23/2012	68	36	8
		2/24/2012	99	49	11
		2/27/2012	53	10	5
		2/28/2012	11	1	1
	2/8/2012	2/8/2012	1	26	2
		2/9/2012	6	30	6
		2/10/2012	27	91	18
		2/11/2012	2	3	1
		2/13/2012	69	65	23
		2/14/2012	39	28	11
		2/15/2012	16	13	4
		2/16/2012	45	49	10
		2/17/2012	70	76	14
		2/18/2012	11	10	2
		2/20/2012	85	38	13
		2/21/2012	14	6	2
		2/22/2012	53	25	7
		2/23/2012	16	9	2
		2/24/2012	43	23	5
		2/27/2012	40	8	4
	2/9/2012	2/9/2012	2	32	3
		2/10/2012	4	20	4
		2/13/2012	13	34	5
		2/14/2012	18	12	6
		2/15/2012	53	88	15
		2/16/2012	44	59	11
		2/17/2012	32	34	7
		2/18/2012	10	10	2

W/P - 1-13

Exhibits\Rate Base\[KY Service & Billing Ending 063012.xlsx]201111 - 201202 pivot

Revenue month	Previous read date	Current read date	Values		
			Sum of Service Days	Sum of Billing Days	Count of Service Days2
	2/9/2012	2/20/2012	54	21	9
		2/21/2012	52	21	8
		2/22/2012	77	29	11
		2/23/2012	68	39	9
		2/24/2012	120	79	15
		2/27/2012	67	13	7
		2/28/2012	10	1	1
	2/10/2012	2/10/2012	1	18	1
		2/13/2012	22	33	11
		2/14/2012	10	11	4
		2/15/2012	12	15	4
		2/16/2012	67	104	19
		2/17/2012	28	38	7
		2/20/2012	55	26	10
		2/21/2012	24	11	4
		2/22/2012	39	17	6
		2/23/2012	35	21	5
		2/24/2012	38	23	5
		2/27/2012	81	17	9
		2/28/2012	10	1	1
	2/13/2012	2/14/2012	3	9	3
		2/15/2012	5	11	3
		2/16/2012	32	86	16
		2/17/2012	33	61	13
		2/18/2012	9	15	3
		2/20/2012	104	63	26
		2/21/2012	41	21	9
		2/22/2012	35	29	7
		2/23/2012	22	17	4
		2/24/2012	30	20	5
		2/27/2012	68	18	9
	2/14/2012	2/15/2012	1	7	1
		2/16/2012	8	25	5
		2/17/2012	10	29	5
		2/18/2012	3	5	1
		2/20/2012	53	39	15
		2/21/2012	16	8	4
		2/22/2012	32	29	7
		2/23/2012	10	9	2
		2/24/2012	28	20	5
		2/27/2012	42	12	6
		2/16/2012	2	10	2
	2/15/2012	2/17/2012	41	155	27
		2/20/2012	21	36	7
		2/21/2012	32	35	9
		2/22/2012	4	5	1
		2/23/2012	14	14	3
		2/24/2012	20	18	4
		2/27/2012	26	8	4
		2/28/2012	7	1	1
	2/16/2012	2/16/2012	1	12	1
		2/17/2012	5	30	5
		2/20/2012	8	8	3
		2/21/2012	21	19	7
		2/22/2012	18	19	5
		2/23/2012	12	15	3
		2/24/2012	32	32	7
		2/27/2012	36	12	6
		2/28/2012	7	1	1
	2/17/2012	2/20/2012	12	18	6
		2/21/2012	3	2	1
		2/22/2012	12	9	4
		2/23/2012	11	14	3
		2/24/2012	60	67	15
		2/27/2012	11	4	2
		2/28/2012	12	2	2
	2/18/2012	2/24/2012	7	8	2
	2/20/2012	2/20/2012	1	8	1
		2/21/2012	1	3	1
		2/22/2012	9	27	6
		2/23/2012	10	23	5
		2/24/2012	25	45	10
		2/27/2012	20	7	5
		2/28/2012	9	2	2
	2/21/2012	2/21/2012	1	6	1
		2/22/2012	2	6	2
		2/23/2012	5	14	3
		2/24/2012	10	22	5
		2/27/2012	11	6	3
	2/22/2012	2/22/2012	2	18	3
		2/24/2012	14	44	9
		2/27/2012	9	6	3
	2/23/2012	2/24/2012	3	15	3
		2/28/2012	3	1	1
	2/27/2012	2/29/2012	2	-	1
<b>201202 Total</b>			<b>1,888,859</b>	<b>552,002</b>	<b>125,147</b>
<b>Grand Total</b>			<b>7,732,148</b>	<b>2,471,552</b>	<b>506,085</b>

W/P - 1-13

Exhibits\Rate Base\[KY Service & Billing Ending 063012.xlsx]201203 - 201206 pivot

Values					
Revenue month	Previous Read date	Current read date	Sum of Service Days	Sum of Billing Days	Count of Service Days2
201203	12/29/2011	2/28/2012	31	3	1
	12/30/2011	1/30/2012	16	36	1
		1/31/2012	17	35	1
		2/29/2012	62	10	2
	1/3/2012	2/27/2012	28	3	1
		3/1/2012	30	5	1
	1/4/2012	3/2/2012	148	44	5
	1/5/2012	2/3/2012	15	28	1
		3/5/2012	366	36	12
	1/6/2012	2/14/2012	20	24	1
		2/29/2012	28	5	1
	1/9/2012	2/7/2012	15	24	1
	1/10/2012	2/8/2012	30	46	2
		3/8/2012	118	20	4
	1/11/2012	2/9/2012	45	75	3
		3/9/2012	59	10	2
		3/26/2012	38	3	1
	1/12/2012	3/12/2012	61	6	2
	1/13/2012	2/21/2012	20	10	1
		2/27/2012	253	48	11
		3/2/2012	25	7	1
	1/16/2012	3/6/2012	128	15	5
	1/17/2012	2/2/2012	9	29	1
		2/16/2012	16	26	1
		3/6/2012	50	6	2
		3/15/2012	148	25	5
	1/18/2012	2/16/2012	120	150	8
		2/29/2012	22	6	1
		3/8/2012	26	-	1
		3/19/2012	62	6	2
	1/19/2012	2/15/2012	14	16	1
		2/17/2012	600	960	40
		2/27/2012	20	3	1
		2/29/2012	42	10	2
		3/1/2012	22	6	1
		3/2/2012	22	6	1
	1/20/2012	2/15/2012	14	15	1
		2/20/2012	272	305	17
		2/21/2012	17	16	1
		3/2/2012	43	12	2
		3/5/2012	23	3	1
		3/21/2012	31	5	1
	1/23/2012	2/21/2012	135	116	9
		2/27/2012	18	8	1
		2/28/2012	19	6	1
		2/29/2012	19	6	1
		3/1/2012	20	5	1
	1/24/2012	2/22/2012	135	154	9
		2/23/2012	16	7	1
		2/28/2012	18	3	1
		3/5/2012	21	4	1
	1/25/2012	2/23/2012	45	45	3
		2/29/2012	18	5	1
		3/5/2012	21	8	1
		3/8/2012	22	6	1
	1/26/2012	2/24/2012	135	135	9
		2/28/2012	34	4	2
		2/29/2012	35	13	2
		3/6/2012	21	9	1
		3/9/2012	44	10	2
		3/14/2012	25	6	1
		3/20/2012	28	6	1
	1/27/2012	2/3/2012	4	27	1
		2/8/2012	20	66	3
		2/15/2012	20	30	2
		2/16/2012	11	14	1
		2/19/2012	36	33	3
		2/20/2012	50	40	4
		2/21/2012	26	18	2
		2/27/2012	89,168	17,230	5,573
		2/28/2012	33	4	2
		2/29/2012	187	29	11
		3/1/2012	210	33	12
		3/2/2012	72	14	4
	1/28/2012	3/20/2012	27	6	1
	1/30/2012	2/3/2012	3	28	1
		2/9/2012	6	22	1
		2/20/2012	11	11	1
		2/27/2012	145	30	10
		2/28/2012	82,395	16,488	5,493
		2/29/2012	78	17	5
		3/1/2012	144	25	9
		3/2/2012	83	18	5
		3/5/2012	36	6	2
		3/7/2012	19	7	1
		3/20/2012	26	3	1
	1/31/2012	2/8/2012	5	26	1
		2/9/2012	10	50	2
		2/15/2012	8	19	1
		2/22/2012	12	12	1
		2/24/2012	100	80	8
		2/27/2012	350	83	25
		2/28/2012	116	20	8
		2/29/2012	92,820	30,989	6,188
		3/1/2012	248	63	16
		3/2/2012	208	49	13
		3/5/2012	210	22	12

W/P - 1-13

Exhibits\Rate Base\[KY Service & Billing Ending 063012.xlsx]201203 - 201206 pivot

Values					
Revenue month	Previous Read date	Current read date	Sum of Service Days	Sum of Billing Days	Count of Service Days2
	1/31/2012	3/8/2012	38	12	2
		3/12/2012	21	3	1
		3/14/2012	22	6	1
	2/1/2012	2/1/2012	1	29	1
		2/2/2012	1	33	1
		2/7/2012	4	28	1
		2/15/2012	23	60	3
		2/23/2012	12	12	1
		2/24/2012	24	22	2
		2/27/2012	432	116	32
		2/28/2012	350	66	25
		2/29/2012	102	19	7
		3/1/2012	111,255	37,178	7,417
		3/2/2012	217	58	14
		3/5/2012	306	28	18
		3/6/2012	18	3	1
		3/7/2012	18	2	1
		3/9/2012	19	5	1
		3/12/2012	21	4	1
		3/14/2012	22	5	1
		3/22/2012	26	5	1
	2/2/2012	2/6/2012	3	30	1
		2/7/2012	6	58	2
		2/8/2012	11	84	3
		2/9/2012	20	135	5
		2/10/2012	14	78	3
		2/13/2012	18	69	3
		2/15/2012	56	168	8
		2/17/2012	8	14	1
		2/21/2012	30	45	3
		2/22/2012	32	42	3
		2/24/2012	35	34	3
		2/27/2012	39	9	3
		2/28/2012	176	36	13
		2/29/2012	350	96	25
		3/1/2012	305	97	21
		3/2/2012	94,650	31,662	6,310
		3/3/2012	16	5	1
		3/5/2012	363	38	22
		3/6/2012	289	41	17
		3/7/2012	123	13	7
		3/9/2012	19	5	1
		3/12/2012	20	7	1
		3/13/2012	21	9	1
		3/19/2012	118	37	5
	2/3/2012	2/10/2012	16	108	4
		2/16/2012	7	29	1
		2/20/2012	9	17	1
		2/22/2012	30	45	3
		2/24/2012	33	36	3
		2/27/2012	38	9	3
		2/28/2012	273	97	21
		2/29/2012	378	122	28
		3/1/2012	406	142	29
		3/2/2012	247	80	17
		3/5/2012	54,592	10,323	3,412
		3/6/2012	20,691	2,537	1,254
		3/7/2012	187	22	11
		3/8/2012	18	1	1
		3/9/2012	54	9	3
		3/13/2012	100	15	5
		3/14/2012	21	5	1
		3/20/2012	24	3	1
	2/4/2012	2/28/2012	25	4	2
		3/2/2012	14	4	1
		3/5/2012	1,070	207	69
		3/6/2012	1,744	218	109
	2/5/2012	3/2/2012	14	26	1
		3/5/2012	15	3	1
		3/9/2012	17	5	1
	2/6/2012	2/6/2012	1	29	1
		2/9/2012	6	87	3
		2/10/2012	3	28	1
		2/20/2012	8	18	1
		2/22/2012	51	96	6
		2/27/2012	55	15	5
		2/28/2012	184	43	16
		2/29/2012	132	37	11
		3/1/2012	225	87	18
		3/2/2012	273	99	21
		3/5/2012	87	13	6
		3/6/2012	100,020	20,420	6,668
		3/7/2012	93	17	6
		3/8/2012	176	43	11
		3/9/2012	198	42	12
		3/13/2012	19	6	1
		3/15/2012	20	5	1
	2/7/2012	2/17/2012	6	25	1
		2/22/2012	64	154	8
		2/23/2012	9	18	1
		2/27/2012	95	82	9
		2/28/2012	55	34	5
		2/29/2012	92	22	8
		3/1/2012	144	58	12
		3/2/2012	350	143	28
		3/5/2012	84	15	6
		3/6/2012	261	54	18



W/P - 1-13

Exhibits\Rate Base\KY Service & Billing Ending 063012.xlsx\201203 - 201206 pivot

			Values		
Revenue month	Previous Read date	Current read date	Sum of Service Days	Sum of Billing Days	Count of Service Days2
		3/7/2012	37,545	12,890	2,503
		3/8/2012	15,779	4,064	1,018
		3/9/2012	160	37	10
		3/12/2012	105	7	6
		3/15/2012	19	8	1
		3/16/2012	20	6	1
		3/19/2012	21	1	1
		3/20/2012	22	3	1
		3/21/2012	22	1	1
		3/27/2012	25	3	1
	2/8/2012	2/8/2012	1	22	1
		2/14/2012	4	28	1
		2/15/2012	4	15	1
		2/20/2012	52	176	8
		2/21/2012	56	168	8
		2/27/2012	110	33	11
		2/28/2012	63	15	6
		2/29/2012	121	38	11
		3/1/2012	207	112	18
		3/2/2012	180	70	15
		3/5/2012	95	18	7
		3/6/2012	252	49	18
		3/7/2012	58	8	4
		3/8/2012	81,960	27,469	5,464
		3/9/2012	3,100	801	200
		3/12/2012	306	20	18
		3/13/2012	18	3	1
		3/16/2012	57	16	3
		3/19/2012	62	13	3
		3/21/2012	22	7	1
	2/9/2012	2/9/2012	1	60	2
		2/13/2012	3	30	1
		2/15/2012	7	56	2
		2/16/2012	12	81	3
		2/19/2012	6	24	1
		2/20/2012	12	45	2
		2/21/2012	7	21	1
		2/23/2012	8	20	1
		2/24/2012	16	39	2
		2/28/2012	60	15	6
		2/29/2012	105	34	10
		3/1/2012	198	119	18
		3/2/2012	207	88	18
		3/5/2012	65	12	5
		3/6/2012	365	110	27
		3/7/2012	434	135	31
		3/8/2012	174	59	12
		3/9/2012	112,635	37,763	7,509
		3/11/2012	16	3	1
		3/12/2012	611	75	37
		3/13/2012	68	8	4
		3/14/2012	18	5	1
		3/15/2012	18	8	1
	2/10/2012	2/10/2012	1	34	1
		2/15/2012	3	29	1
		2/16/2012	11	79	3
		2/22/2012	7	22	1
		2/24/2012	8	20	1
		2/27/2012	81	79	9
		2/28/2012	29	9	3
		2/29/2012	90	45	9
		3/1/2012	179	60	17
		3/2/2012	198	87	18
		3/5/2012	138	27	11
		3/6/2012	260	57	20
		3/7/2012	176	32	13
		3/8/2012	224	77	16
		3/9/2012	363	137	25
		3/12/2012	68,096	13,150	4,256
		3/13/2012	83	11	5
		3/14/2012	68	11	4
		3/15/2012	70	13	4
		3/19/2012	137	7	7
		3/20/2012	40	12	2
	2/11/2012	3/12/2012	16	3	1
	2/12/2012	2/17/2012	3	26	1
		3/2/2012	10	5	1
	2/13/2012	2/13/2012	1	32	1
		2/17/2012	3	28	1
		2/20/2012	4	25	1
		2/27/2012	23	9	3
		2/28/2012	64	20	8
		2/29/2012	60	26	7
		3/1/2012	126	75	14
		3/2/2012	143	79	15
		3/5/2012	77	15	7
		3/6/2012	242	61	21
		3/7/2012	48	14	4
		3/8/2012	125	45	10
		3/9/2012	416	156	32
		3/12/2012	363	55	25
		3/13/2012	72,450	14,618	4,830
		3/14/2012	2,480	323	160
		3/15/2012	160	34	10
		3/19/2012	72	13	4
		3/21/2012	38	11	2
		3/22/2012	20	6	1

W/P - 1-13

Exhibits\Rate Base\KY Service & Billing Ending 063012.xlsx\201203 - 201206 pivot

Revenue month	Previous Read date	Current read date	Values		
			Sum of Service Days	Sum of Billing Days	Count of Service Days2
	2/13/2012	3/23/2012	20	5	1
		3/26/2012	22	4	1
	2/14/2012	2/20/2012	4	28	1
		2/22/2012	9	52	2
		2/27/2012	7	3	1
		2/28/2012	30	10	4
		2/29/2012	72	23	9
		3/1/2012	102	64	12
		3/2/2012	108	55	12
		3/5/2012	63	13	6
		3/6/2012	253	60	23
		3/7/2012	150	54	13
		3/8/2012	144	51	12
		3/9/2012	138	67	11
		3/12/2012	294	57	21
		3/13/2012	1,436	288	99
		3/14/2012	59,970	20,075	3,998
		3/15/2012	3,162	1,013	204
		3/16/2012	112	30	7
		3/19/2012	228	18	13
		3/20/2012	18	2	1
		3/21/2012	19	5	1
	2/15/2012	2/15/2012	1	15	1
		2/21/2012	11	76	3
		2/22/2012	4	27	1
		2/27/2012	26	34	4
		2/28/2012	35	14	5
		2/29/2012	60	40	8
		3/1/2012	96	58	12
		3/2/2012	136	79	16
		3/6/2012	179	47	17
		3/7/2012	33	32	3
		3/8/2012	92	40	8
		3/9/2012	72	43	6
		3/12/2012	216	53	16
		3/13/2012	392	87	28
		3/14/2012	73	20	5
		3/15/2012	5,160	2,282	344
		3/16/2012	47	12	3
		3/19/2012	19,329	3,917	1,137
		3/20/2012	19,915	3,426	1,138
		3/21/2012	90	11	5
		3/22/2012	19	4	1
		3/23/2012	19	5	1
		3/26/2012	41	4	2
	2/16/2012	2/16/2012	1	44	2
		2/17/2012	1	25	1
		2/20/2012	3	31	1
		2/21/2012	3	10	1
		2/22/2012	7	58	2
		2/27/2012	54	112	9
		2/28/2012	78	152	12
		2/29/2012	77	94	11
		3/1/2012	105	62	14
		3/2/2012	136	78	17
		3/4/2012	27	54	3
		3/5/2012	48	10	5
		3/6/2012	190	109	19
		3/7/2012	84	41	8
		3/8/2012	176	100	16
		3/9/2012	104	41	9
		3/11/2012	75	68	6
		3/12/2012	117	31	9
		3/13/2012	162	85	12
		3/14/2012	504	145	36
		3/15/2012	38,237	16,840	2,637
		3/16/2012	45	12	3
		3/19/2012	95,139	19,188	5,766
		3/20/2012	1,275	232	75
		3/21/2012	140	11	8
		3/22/2012	144	33	8
		3/26/2012	20	2	1
	2/17/2012	2/17/2012	3	116	5
		2/21/2012	3	31	1
		2/22/2012	3	30	1
		2/24/2012	28	174	7
		2/27/2012	72	263	13
		2/28/2012	60	157	10
		2/29/2012	78	75	12
		3/1/2012	91	103	13
		3/2/2012	83	49	11
		3/5/2012	45	11	5
		3/6/2012	133	64	14
		3/7/2012	110	107	11
		3/8/2012	189	182	18
		3/9/2012	154	159	14
		3/10/2012	23	15	2
		3/12/2012	163	99	13
		3/13/2012	286	111	22
		3/14/2012	122	29	9
		3/15/2012	6,972	3,965	498
		3/16/2012	145	40	10
		3/19/2012	4,608	1,103	288
		3/20/2012	72,386	25,587	4,387
		3/21/2012	595	183	35
		3/22/2012	53	3	3
		3/23/2012	144	24	8

W/P - 1-13

Exhibits\Rate Base\[KY Service & Billing Ending 063012.xlsx]201203 - 201206 pivot

			Values		
Revenue month	Previous Read date	Current read date	Sum of Service Days	Sum of Billing Days	Count of Service Days2
	2/17/2012	3/26/2012	98	7	5
	2/18/2012	2/18/2012	1	37	1
		3/1/2012	7	4	1
		3/5/2012	17	2	2
		3/6/2012	18	40	2
		3/7/2012	10	2	1
		3/8/2012	20	2	2
		3/13/2012	13	2	1
		3/15/2012	14	4	1
		3/20/2012	8,032	3,008	502
		3/21/2012	33	9	2
		3/26/2012	57	3	3
	2/19/2012	2/27/2012	14	9	3
		3/9/2012	10	5	1
	2/20/2012	2/20/2012	1	68	2
		2/23/2012	20	330	10
		2/24/2012	23	291	9
		2/27/2012	76	421	19
		2/28/2012	18	11	4
		2/29/2012	90	50	18
		3/1/2012	165	342	30
		3/2/2012	102	137	17
		3/5/2012	60	16	8
		3/6/2012	176	58	22
		3/7/2012	136	146	16
		3/8/2012	144	120	16
		3/9/2012	105	51	11
		3/12/2012	99	23	9
		3/13/2012	207	57	18
		3/14/2012	120	47	10
		3/15/2012	88	36	7
		3/16/2012	39	12	3
		3/18/2012	14	8	1
		3/19/2012	450	79	31
		3/20/2012	690	183	46
		3/21/2012	91,807	29,775	5,923
		3/22/2012	16	5	1
		3/23/2012	33	8	2
		3/26/2012	33,354	1,869	1,853
		3/27/2012	19	1	1
	2/21/2012	2/27/2012	14	12	4
		2/28/2012	24	64	6
		2/29/2012	36	31	8
		3/1/2012	50	43	10
		3/2/2012	55	47	10
		3/5/2012	14	6	2
		3/6/2012	83	85	11
		3/7/2012	24	9	3
		3/8/2012	102	57	12
		3/9/2012	27	15	3
		3/11/2012	10	12	1
		3/12/2012	84	94	8
		3/13/2012	132	54	12
		3/14/2012	69	34	6
		3/15/2012	132	99	11
		3/16/2012	75	38	6
		3/19/2012	210	64	15
		3/20/2012	247	66	17
		3/21/2012	45	12	3
		3/22/2012	69,425	22,388	4,479
		3/23/2012	144	29	9
		3/26/2012	35	5	2
		3/27/2012	18	2	1
	2/22/2012	2/27/2012	12	30	4
		2/28/2012	21	16	6
		2/29/2012	72	63	18
		3/1/2012	68	58	15
		3/2/2012	60	54	12
		3/5/2012	78	25	12
		3/6/2012	105	45	15
		3/7/2012	38	19	5
		3/8/2012	80	40	10
		3/9/2012	60	33	7
		3/12/2012	130	73	13
		3/13/2012	126	32	12
		3/14/2012	77	32	7
		3/15/2012	81	26	7
		3/16/2012	60	20	5
		3/19/2012	149	34	11
		3/20/2012	238	84	17
		3/21/2012	261	74	18
		3/22/2012	105	29	7
		3/23/2012	95,527	30,860	6,163
		3/26/2012	170	20	10
		3/27/2012	193	17	11
	2/23/2012	2/23/2012	3	75	5
		2/27/2012	5	6	2
		2/28/2012	12	23	4
		2/29/2012	25	23	7
		3/1/2012	40	45	10
		3/2/2012	50	50	11
		3/5/2012	24	8	4
		3/6/2012	72	31	11
		3/7/2012	35	19	5
		3/8/2012	8	5	1
		3/9/2012	72	44	9
		3/12/2012	48	13	5

W/P - 1-13

Exhibits\Rate Base\[KY Service & Billing Ending 063012.xlsx]201203 - 201206 pivot

Revenue month	Previous Read date	Current read date	Values		
			Sum of Service Days	Sum of Billing Days	Count of Service Days2
		3/13/2012	50	14	5
		3/14/2012	21	10	2
		3/15/2012	22	8	2
		3/16/2012	23	8	2
		3/19/2012	26	5	2
		3/20/2012	81	33	6
		3/21/2012	56	17	4
		3/22/2012	218	70	15
		3/23/2012	165	53	11
		3/26/2012	88,869	16,177	5,386
		3/27/2012	17	2	1
	2/24/2012	3/28/2012	158	33	9
		2/27/2012	4	6	2
		2/28/2012	5	6	2
		2/29/2012	48	95	16
		3/1/2012	105	137	30
		3/2/2012	80	92	20
		3/5/2012	22	9	4
		3/6/2012	84	39	14
		3/7/2012	72	73	11
		3/8/2012	49	45	7
		3/9/2012	120	91	16
		3/12/2012	72	20	8
		3/13/2012	86	21	9
		3/14/2012	50	15	5
		3/15/2012	116	64	11
		3/16/2012	66	24	6
		3/19/2012	188	45	15
		3/20/2012	182	68	14
		3/21/2012	68	22	5
		3/22/2012	126	42	9
		3/23/2012	290	97	20
		3/26/2012	288	29	18
		3/27/2012	103,934	19,028	6,299
		3/28/2012	17	2	1
		3/29/2012	123	7	7
	2/26/2012	3/7/2012	6	5	1
	2/27/2012	2/27/2012	2	52	3
		2/28/2012	3	9	3
		2/29/2012	15	49	10
		3/1/2012	38	81	19
		3/2/2012	28	50	11
		3/5/2012	28	9	7
		3/6/2012	72	37	16
		3/7/2012	45	34	9
		3/8/2012	44	30	8
		3/9/2012	96	74	16
		3/12/2012	83	30	11
		3/13/2012	112	36	14
		3/14/2012	77	39	9
		3/15/2012	117	86	13
		3/16/2012	19	6	2
		3/19/2012	165	44	15
		3/20/2012	138	42	12
		3/21/2012	72	27	6
		3/22/2012	50	18	4
		3/23/2012	117	41	9
		3/26/2012	508	64	35
		3/27/2012	135	25	9
		3/28/2012	31	4	2
	2/28/2012	2/28/2012	1	9	2
		2/29/2012	5	25	5
		3/1/2012	20	62	13
		3/2/2012	28	66	14
		3/5/2012	11	8	3
		3/6/2012	52	32	13
		3/7/2012	32	25	7
		3/8/2012	30	24	6
		3/9/2012	33	29	6
		3/12/2012	21	3	3
		3/13/2012	23	7	3
		3/14/2012	40	22	5
		3/15/2012	43	31	5
		3/16/2012	54	23	6
		3/19/2012	179	57	17
		3/20/2012	165	58	15
		3/21/2012	92	26	8
		3/22/2012	84	31	7
		3/23/2012	38	15	3
		3/26/2012	84	16	6
		3/27/2012	189	39	13
		3/28/2012	15	2	1
	2/29/2012	2/29/2012	2	27	3
		3/1/2012	7	35	7
		3/2/2012	24	80	16
		3/5/2012	39	28	13
		3/6/2012	49	39	14
		3/7/2012	40	35	10
		3/8/2012	59	55	13
		3/9/2012	50	44	10
		3/12/2012	20	7	3
		3/13/2012	63	22	9
		3/14/2012	60	31	8
		3/15/2012	96	68	12
		3/16/2012	34	16	4
		3/19/2012	140	36	14
		3/20/2012	116	45	11

W/P - 1-13

Exhibits\Rate Base\[KY Service & Billing Ending 063012.xlsx]201203 - 201206 pivot

Revenue month	Previous Read date	Current read date	Values		
			Sum of Service Days	Sum of Billing Days	Count of Service Days2
		3/21/2012	44	20	4
		3/22/2012	58	24	5
		3/23/2012	120	53	10
		3/26/2012	149	24	11
		3/27/2012	182	31	13
		3/28/2012	102	13	7
		3/29/2012	15	1	1
	3/1/2012	3/1/2012	2	51	3
		3/2/2012	11	55	11
		3/5/2012	23	25	9
		3/6/2012	51	37	17
		3/7/2012	39	31	11
		3/8/2012	44	49	11
		3/9/2012	99	105	22
		3/12/2012	96	43	16
		3/13/2012	33	13	5
		3/14/2012	91	41	13
		3/15/2012	90	61	12
		3/16/2012	72	36	9
		3/19/2012	124	31	13
		3/20/2012	110	51	11
		3/21/2012	168	59	16
		3/22/2012	121	46	11
		3/23/2012	161	62	14
		3/26/2012	325	43	25
		3/27/2012	473	79	35
		3/28/2012	84	12	6
		3/29/2012	15	1	1
	3/2/2012	3/2/2012	2	57	4
		3/5/2012	4	6	2
		3/6/2012	43	47	17
		3/7/2012	30	28	10
		3/8/2012	39	49	11
		3/9/2012	32	37	8
		3/12/2012	66	29	12
		3/13/2012	66	31	11
		3/14/2012	65	41	10
		3/15/2012	91	67	13
		3/16/2012	53	29	7
		3/19/2012	108	30	12
		3/20/2012	95	45	10
		3/21/2012	190	80	19
		3/22/2012	63	28	6
		3/23/2012	132	53	12
		3/26/2012	113	22	9
		3/27/2012	104	22	8
		3/28/2012	108	16	8
	3/3/2012	3/5/2012	2	2	1
	3/4/2012	3/19/2012	24	9	3
	3/5/2012	3/5/2012	2	30	3
		3/6/2012	4	12	4
		3/7/2012	5	23	3
		3/8/2012	4	9	2
		3/9/2012	20	38	8
		3/12/2012	60	54	15
		3/13/2012	36	24	8
		3/14/2012	30	23	6
		3/15/2012	17	16	3
		3/16/2012	6	4	1
		3/19/2012	60	24	8
		3/20/2012	56	34	7
		3/21/2012	43	19	5
		3/22/2012	36	16	4
		3/23/2012	76	38	8
		3/26/2012	88	21	8
		3/27/2012	92	19	8
		3/28/2012	24	4	2
	3/6/2012	3/6/2012	3	33	6
		3/7/2012	5	25	5
		3/8/2012	12	38	8
		3/9/2012	30	48	15
		3/10/2012	3	20	1
		3/12/2012	46	35	13
		3/13/2012	64	40	16
		3/14/2012	27	18	6
		3/15/2012	55	54	11
		3/16/2012	11	8	2
		3/19/2012	203	72	29
		3/20/2012	120	67	16
		3/21/2012	88	37	11
		3/22/2012	94	48	11
		3/23/2012	108	49	12
		3/26/2012	200	39	19
		3/27/2012	132	25	12
		3/28/2012	81	14	7
	3/7/2012	3/7/2012	1	29	2
		3/8/2012	4	19	4
		3/9/2012	12	39	8
		3/12/2012	57	37	19
		3/13/2012	21	14	6
		3/14/2012	36	36	9
		3/15/2012	41	49	9
		3/16/2012	15	12	3
		3/19/2012	78	36	12
		3/20/2012	91	56	13
		3/21/2012	83	52	11
		3/22/2012	32	23	4

W/P - 1-13

Exhibits\Rate Base\[KY Service & Billing Ending 063012.xlsx]201203 - 201206 pivot

			Values		
Revenue month	Previous Read date	Current read date	Sum of Service Days	Sum of Billing Days	Count of Service Days2
	3/7/2012	3/23/2012	34	18	4
		3/26/2012	90	20	9
		3/27/2012	53	12	5
		3/28/2012	11	2	1
	3/8/2012	3/8/2012	2	32	3
		3/9/2012	3	16	3
		3/12/2012	18	19	7
		3/13/2012	18	14	6
		3/14/2012	14	16	4
		3/15/2012	20	25	5
		3/16/2012	27	25	6
		3/19/2012	66	31	11
		3/20/2012	52	27	8
		3/21/2012	42	21	6
		3/22/2012	38	24	5
		3/23/2012	88	48	11
		3/26/2012	67	15	7
		3/27/2012	80	20	8
		3/28/2012	21	4	2
	3/9/2012	3/9/2012	2	41	4
		3/12/2012	14	19	7
		3/13/2012	25	29	10
		3/14/2012	39	55	13
		3/15/2012	14	18	4
		3/16/2012	24	24	6
		3/19/2012	50	27	9
		3/20/2012	72	44	12
		3/21/2012	13	7	2
		3/22/2012	42	25	6
		3/23/2012	38	21	5
		3/26/2012	36	10	4
		3/27/2012	76	19	8
		3/28/2012	20	4	2
	3/10/2012	3/20/2012	6	3	1
		3/22/2012	7	5	1
		3/28/2012	10	2	1
	3/11/2012	3/14/2012	2	-	1
		3/15/2012	8	24	3
		3/19/2012	18	12	4
	3/12/2012	3/12/2012	1	9	1
		3/13/2012	7	24	7
		3/14/2012	8	20	5
		3/15/2012	32	103	16
		3/16/2012	10	16	4
		3/19/2012	24	16	6
		3/20/2012	45	26	10
		3/21/2012	25	18	5
		3/22/2012	61	49	11
		3/23/2012	78	61	13
		3/26/2012	90	26	12
		3/27/2012	24	9	3
		3/28/2012	34	5	4
	3/13/2012	3/13/2012	1	12	2
		3/14/2012	6	30	6
		3/15/2012	20	95	13
		3/16/2012	8	16	4
		3/19/2012	32	22	9
		3/20/2012	40	38	10
		3/21/2012	32	29	7
		3/22/2012	50	36	10
		3/23/2012	33	27	6
		3/26/2012	77	24	11
		3/27/2012	75	26	10
		3/28/2012	32	8	4
	3/14/2012	3/14/2012	2	33	3
		3/15/2012	3	21	3
		3/16/2012	2	-	1
		3/19/2012	27	25	9
		3/20/2012	18	22	5
		3/21/2012	20	19	5
		3/22/2012	23	19	5
		3/23/2012	20	15	4
		3/26/2012	13	4	2
		3/27/2012	42	16	6
		3/28/2012	30	8	4
	3/15/2012	3/19/2012	18	18	7
		3/20/2012	24	29	8
		3/21/2012	11	14	3
		3/22/2012	28	35	7
		3/23/2012	18	19	4
		3/26/2012	24	10	4
		3/27/2012	26	8	4
		3/28/2012	28	8	4
	3/16/2012	3/19/2012	12	20	6
		3/20/2012	5	9	2
		3/21/2012	9	15	3
		3/22/2012	25	35	7
		3/23/2012	28	35	7
		3/26/2012	17	8	3
		3/27/2012	42	20	7
	3/18/2012	3/21/2012	2	5	1
	3/19/2012	3/20/2012	22	126	22
		3/21/2012	6	17	4
		3/22/2012	12	27	6
		3/23/2012	18	31	7
		3/26/2012	32	19	8
		3/27/2012	54	25	12

W/P - 1-13

Exhibits\Rate Base\KY Service & Billing Ending 063012.xlsx\201203 - 201206 pivot

			Values		
Revenue month	Previous Read date	Current read date	Sum of Service Days	Sum of Billing Days	Count of Service Days2
	3/19/2012	3/28/2012	10	4	2
		3/29/2012	6	1	1
	3/20/2012	3/20/2012	1	3	1
		3/21/2012	13	65	13
		3/22/2012	9	25	6
		3/23/2012	12	27	6
		3/26/2012	25	13	7
		3/27/2012	32	21	8
		3/28/2012	14	5	3
	3/21/2012	3/21/2012	1	2	1
		3/23/2012	8	24	5
		3/26/2012	27	19	9
		3/27/2012	21	13	6
		3/28/2012	8	3	2
		3/29/2012	5	1	1
	3/22/2012	3/23/2012	2	9	2
		3/26/2012	8	10	3
		3/27/2012	24	21	8
		3/28/2012	7	4	2
		3/29/2012	12	3	3
	3/23/2012	3/26/2012	12	18	6
		3/27/2012	23	25	9
		3/28/2012	15	6	5
	3/26/2012	3/26/2012	1	4	1
		3/27/2012	5	15	5
		3/28/2012	6	6	4
	3/27/2012	3/27/2012	1	2	1
		3/29/2012	2	1	1
<b>201203 Total</b>			<b>1,917,039</b>	<b>528,808</b>	<b>125,304</b>
<b>201204</b>	1/25/2012	3/26/2012	62	33	2
	1/27/2012	3/28/2012	744	120	24
		3/30/2012	32	5	1
	1/31/2012	3/30/2012	30	5	1
	2/1/2012	3/28/2012	29	5	1
		4/2/2012	31	3	1
		4/3/2012	32	1	1
	2/2/2012	4/3/2012	31	3	1
	2/3/2012	3/28/2012	28	5	1
	2/6/2012	4/5/2012	30	4	1
	2/7/2012	3/28/2012	306	60	12
		4/9/2012	95	9	3
	2/8/2012	3/28/2012	25	8	1
		4/10/2012	32	3	1
	2/9/2012	3/6/2012	14	37	1
		3/9/2012	105	175	7
	2/14/2012	3/14/2012	15	21	1
	2/15/2012	3/15/2012	75	92	5
		3/20/2012	35	35	2
		3/23/2012	19	13	1
	2/16/2012	3/8/2012	22	56	2
		3/19/2012	17	14	1
		3/20/2012	17	20	1
		3/27/2012	21	8	1
		4/16/2012	31	7	1
	2/17/2012	3/13/2012	13	20	1
		3/20/2012	380	441	23
		3/21/2012	34	39	2
		3/22/2012	18	32	1
	2/20/2012	3/21/2012	279	295	18
		4/3/2012	22	6	1
		4/19/2012	120	20	4
	2/21/2012	3/22/2012	31	31	2
	2/22/2012	3/23/2012	109	104	7
		4/11/2012	25	5	1
	2/23/2012	3/26/2012	17	11	1
		3/28/2012	18	21	1
		3/29/2012	18	4	1
		4/2/2012	20	3	1
		4/4/2012	42	15	2
		4/5/2012	22	7	1
	2/24/2012	3/19/2012	13	14	1
		3/27/2012	182	207	11
	2/27/2012	2/27/2012	1	35	1
		3/9/2012	12	48	2
		3/20/2012	12	13	1
		3/21/2012	228	228	19
		3/22/2012	113	99	9
		3/27/2012	15	10	1
		3/28/2012	86,335	28,093	5,570
		3/29/2012	32	8	2
		3/30/2012	132	30	8
		4/2/2012	144	16	8
		4/5/2012	78	16	4
		4/9/2012	86	20	4
		4/10/2012	22	7	1
	2/28/2012	2/28/2012	2	105	3
		3/9/2012	6	25	1
		3/14/2012	8	20	1
		3/28/2012	30	10	2
		3/29/2012	85,126	27,477	5,492
		3/30/2012	144	37	9
		4/2/2012	560	98	32
		4/5/2012	19	5	1
		4/9/2012	21	8	1
		4/10/2012	22	6	1
		4/20/2012	27	4	1
	2/29/2012	2/29/2012	1	37	1

W/P - 1-13

Exhibits\Rate Base\[KY Service & Billing Ending 063012.xlsx]201203 - 201206 pivot

Values					
Revenue month	Previous Read date	Current read date	Sum of Service Days	Sum of Billing Days	Count of Service Days2
	2/29/2012	3/5/2012	6	60	2
		3/13/2012	7	22	1
		3/22/2012	12	13	1
		3/23/2012	24	25	2
		3/26/2012	14	9	1
		3/28/2012	116	40	8
		3/29/2012	105	38	7
		3/30/2012	96,410	31,242	6,220
		4/2/2012	204	29	12
		4/3/2012	228	26	13
		4/10/2012	21	7	1
		4/11/2012	22	6	1
		4/12/2012	22	6	1
		4/16/2012	24	3	1
	3/1/2012	3/1/2012	1	32	1
		3/2/2012	1	39	1
		3/5/2012	3	31	1
		3/9/2012	14	81	3
		3/13/2012	13	46	2
		3/16/2012	16	39	2
		3/19/2012	10	14	1
		3/26/2012	13	10	1
		3/28/2012	168	60	12
		3/29/2012	203	64	14
		3/30/2012	420	126	28
		4/1/2012	160	40	10
		4/2/2012	122,051	23,330	7,397
		4/3/2012	340	41	20
		4/4/2012	70	11	4
		4/5/2012	198	32	11
		4/9/2012	100	10	5
		4/11/2012	21	5	1
	3/2/2012	3/7/2012	18	180	6
		3/8/2012	32	261	9
		3/9/2012	88	628	22
		3/10/2012	32	189	7
		3/12/2012	6	25	1
		3/13/2012	18	72	3
		3/15/2012	7	22	1
		3/22/2012	11	15	1
		3/28/2012	203	91	15
		3/29/2012	140	47	10
		3/30/2012	406	132	28
		4/2/2012	400	63	25
		4/3/2012	104,511	19,037	6,334
		4/4/2012	170	20	10
		4/5/2012	175	31	10
		4/10/2012	20	3	1
	3/5/2012	3/6/2012	3	90	3
		3/7/2012	14	289	9
		3/8/2012	16	256	8
		3/9/2012	15	175	6
		3/10/2012	3	33	1
		3/13/2012	32	165	7
		3/14/2012	5	22	1
		3/27/2012	35	31	3
		3/28/2012	72	30	6
		3/29/2012	38	14	3
		3/30/2012	338	125	26
		4/2/2012	232	46	16
		4/3/2012	420	70	28
		4/4/2012	53,258	17,208	3,436
		4/5/2012	96	26	6
		4/9/2012	18	2	1
		4/10/2012	37	4	2
		4/11/2012	19	2	1
		4/12/2012	20	15	1
	3/6/2012	3/10/2012	8	81	3
		3/13/2012	4	28	1
		3/14/2012	14	81	3
		3/15/2012	30	156	6
		3/16/2012	6	25	1
		3/18/2012	39	138	6
		3/19/2012	42	132	6
		3/20/2012	38	105	5
		3/21/2012	40	100	5
		3/22/2012	9	19	1
		3/26/2012	63	90	6
		3/27/2012	22	27	2
		3/28/2012	69	30	6
		3/29/2012	84	44	7
		3/30/2012	275	103	22
		4/2/2012	434	71	31
		4/3/2012	609	114	42
		4/4/2012	20,445	6,791	1,363
		4/5/2012	103,184	33,472	6,657
		4/9/2012	193	25	11
		4/10/2012	36	4	2
		4/11/2012	19	1	1
		4/13/2012	39	9	2
		4/16/2012	42	8	2
	3/7/2012	3/9/2012	2	28	1
		3/12/2012	3	31	1
		3/13/2012	4	30	1
		3/16/2012	10	54	2
		3/19/2012	7	24	1
		3/20/2012	7	23	1



W/P - 1-13

Exhibits\Rate Base\KY Service & Billing Ending 063012.xlsx\201203 - 201206 pivot

Revenue month	Previous Read date	Current read date	Values		
			Sum of Service Days	Sum of Billing Days	Count of Service Days2
	3/7/2012	3/21/2012	15	44	2
		3/22/2012	8	21	1
		3/23/2012	9	13	1
		3/26/2012	20	34	2
		3/28/2012	22	10	2
		3/29/2012	35	15	3
		3/30/2012	96	37	8
		4/2/2012	230	46	17
		4/3/2012	518	98	37
		4/4/2012	334	112	23
		4/5/2012	45	9	3
		4/8/2012	17	4	1
		4/9/2012	42,058	7,514	2,474
		4/10/2012	70	17	4
		4/11/2012	126	17	7
		4/12/2012	19	4	1
		4/13/2012	95	15	5
		4/18/2012	22	5	1
	3/8/2012	3/9/2012	1	28	1
		3/12/2012	3	32	1
		3/16/2012	5	28	1
		3/21/2012	7	23	1
		3/23/2012	16	26	2
		3/27/2012	10	17	1
		3/28/2012	42	20	4
		3/29/2012	121	47	11
		3/30/2012	196	73	17
		4/2/2012	91	18	7
		4/3/2012	446	80	33
		4/4/2012	210	69	15
		4/5/2012	334	110	23
		4/9/2012	24,800	4,991	1,503
		4/10/2012	84,286	14,930	4,958
		4/11/2012	245	30	14
		4/12/2012	270	64	15
		4/13/2012	37	8	2
		4/17/2012	21	9	1
		4/18/2012	147	37	7
		4/19/2012	65	15	3
	3/9/2012	3/9/2012	1	72	2
		3/13/2012	5	68	2
		3/15/2012	4	35	1
		3/16/2012	40	310	10
		3/20/2012	6	27	1
		3/21/2012	20	78	3
		3/22/2012	7	25	1
		3/23/2012	8	24	1
		3/27/2012	38	80	4
		3/28/2012	80	68	8
		3/29/2012	74	86	7
		3/30/2012	297	146	27
		4/1/2012	12	15	1
		4/2/2012	175	37	14
		4/3/2012	520	111	40
		4/4/2012	149	55	11
		4/5/2012	350	138	25
		4/9/2012	400	66	25
		4/10/2012	16,632	5,441	1,008
		4/11/2012	113,662	33,493	6,686
		4/12/2012	175	83	10
		4/13/2012	450	83	25
		4/16/2012	59	5	3
		4/17/2012	20	2	1
		4/18/2012	164	40	8
	3/10/2012	4/3/2012	138	33	11
		4/10/2012	80	26	5
		4/12/2012	17	4	1
		4/17/2012	20	3	1
		4/18/2012	20	2	1
	3/12/2012	3/13/2012	1	38	1
		3/14/2012	2	34	1
		3/15/2012	2	35	1
		3/16/2012	8	96	3
		3/19/2012	4	29	1
		3/20/2012	5	28	1
		3/22/2012	6	25	1
		3/23/2012	12	50	2
		3/24/2012	20	72	3
		3/27/2012	16	42	2
		3/28/2012	60	80	7
		3/29/2012	54	56	6
		3/30/2012	76	48	8
		3/31/2012	30	65	3
		4/2/2012	121	28	11
		4/3/2012	127	29	11
		4/4/2012	168	43	14
		4/5/2012	100	38	8
		4/9/2012	566	106	39
		4/10/2012	510	107	34
		4/11/2012	636	189	41
		4/12/2012	67,024	20,963	4,189
		4/13/2012	33	10	2
		4/16/2012	72	14	4
		4/17/2012	259	27	14
	3/13/2012	3/13/2012	1	30	1
		3/14/2012	1	35	1
		3/15/2012	2	18	1

W/P - 1-13

Exhibits\Rate Base\[KY Service & Billing Ending 063012.xlsx]201203 - 201206 pivot

Revenue month	Previous Read date	Current read date	Values			
			Sum of Service Days	Sum of Billing Days	Count of Service Days2	
3/13/2012		3/16/2012	8	132	4	
		3/19/2012	14	120	4	
		3/20/2012	12	87	3	
		3/21/2012	18	112	4	
		3/23/2012	6	26	1	
		3/26/2012	7	29	1	
		3/27/2012	15	44	2	
		3/28/2012	88	135	11	
		3/29/2012	85	92	10	
		3/30/2012	108	68	12	
		3/31/2012	10	18	1	
		4/1/2012	10	17	1	
		4/2/2012	242	137	23	
		4/3/2012	220	98	20	
		4/4/2012	173	42	15	
		4/5/2012	156	56	13	
		4/9/2012	252	47	18	
		4/10/2012	276	41	19	
		4/11/2012	390	90	26	
		4/12/2012	93	27	6	
		4/13/2012	71,952	22,674	4,497	
		4/16/2012	7,245	830	414	
		4/17/2012	360	47	20	
		4/19/2012	19	5	1	
	3/14/2012		3/14/2012	2	75	3
			3/18/2012	3	37	1
			3/19/2012	6	62	2
			3/20/2012	7	60	2
			3/28/2012	15	10	2
			3/29/2012	104	166	13
			3/30/2012	85	75	10
		3/31/2012	18	38	2	
		4/2/2012	230	123	23	
		4/3/2012	126	53	12	
		4/4/2012	88	28	8	
		4/5/2012	115	46	10	
		4/9/2012	122	33	9	
		4/10/2012	84	13	6	
		4/11/2012	261	83	18	
		4/12/2012	180	64	12	
		4/13/2012	2,542	826	164	
		4/16/2012	67,711	11,973	3,983	
		4/17/2012	123	15	7	
		4/18/2012	198	15	11	
	4/19/2012	37	6	2		
	4/24/2012	21	3	1		
3/15/2012		3/15/2012	1	33	1	
		3/25/2012	22	116	4	
		3/26/2012	6	25	1	
		3/28/2012	21	15	3	
		3/29/2012	15	8	2	
		3/30/2012	72	41	9	
		4/2/2012	105	33	11	
		4/3/2012	70	19	7	
		4/4/2012	74	21	7	
		4/5/2012	176	78	16	
		4/9/2012	26	6	2	
		4/10/2012	95	14	7	
		4/11/2012	56	17	4	
		4/12/2012	203	74	14	
		4/13/2012	225	74	15	
		4/16/2012	28,463	12,006	1,725	
		4/17/2012	32,555	5,987	1,915	
		4/18/2012	1,418	389	81	
		4/19/2012	90	20	5	
		4/20/2012	37	8	2	
	4/23/2012	20	1	1		
3/16/2012		3/28/2012	20	15	3	
		3/29/2012	35	25	5	
		3/30/2012	38	25	5	
		4/2/2012	81	27	9	
		4/3/2012	67	21	7	
		4/4/2012	60	21	6	
		4/5/2012	21	10	2	
		4/9/2012	63	15	5	
		4/10/2012	130	30	10	
		4/11/2012	216	80	16	
		4/12/2012	70	25	5	
		4/13/2012	174	60	12	
		4/16/2012	80	15	5	
		4/17/2012	99	18	6	
		4/13/2012	14	5	1	
	3/17/2012		4/5/2012	57	30	6
	3/18/2012		4/16/2012	15	8	1
3/19/2012		3/19/2012	2	86	4	
		3/21/2012	3	60	2	
		3/27/2012	5	9	1	
		3/28/2012	20	43	4	
		3/29/2012	55	44	10	
		3/30/2012	78	75	13	
		4/2/2012	135	57	18	
		4/3/2012	200	96	25	
		4/4/2012	102	42	12	
		4/5/2012	180	92	20	
		4/7/2012	10	16	1	
		4/9/2012	231	85	21	
		4/10/2012	230	67	20	

W/P - 1-13

Exhibits\Rate Base\[KY Service & Billing Ending 063012.xlsx]201203 - 201206 pivot

			Values		
Revenue month	Previous Read date	Current read date	Sum of Service Days	Sum of Billing Days	Count of Service Days2
	3/19/2012	4/11/2012	60	18	5
		4/12/2012	175	66	14
		4/13/2012	169	69	13
		4/16/2012	3,408	1,515	235
		4/17/2012	71,220	16,909	4,748
		4/18/2012	34,612	9,311	2,233
		4/19/2012	208	51	13
		4/20/2012	264	59	16
		4/25/2012	19	5	1
	3/20/2012	3/20/2012	1	13	1
		3/23/2012	2	31	1
		3/27/2012	24	162	6
		3/28/2012	18	62	4
		3/29/2012	25	64	5
		3/30/2012	77	100	14
		4/2/2012	63	18	9
		4/3/2012	105	72	14
		4/4/2012	88	31	11
		4/5/2012	111	63	13
		4/9/2012	252	208	24
		4/10/2012	154	83	14
		4/11/2012	196	148	17
		4/12/2012	216	132	18
		4/13/2012	113	41	9
		4/14/2012	26	18	2
		4/16/2012	728	298	52
		4/17/2012	899	245	62
		4/18/2012	89,610	34,432	5,974
		4/19/2012	496	147	32
		4/20/2012	208	44	13
		4/23/2012	245	26	14
	3/21/2012	3/21/2012	1	26	1
		3/23/2012	2	32	1
		3/28/2012	100	125	25
		3/29/2012	27	28	6
		3/30/2012	65	54	13
		4/2/2012	78	25	12
		4/3/2012	84	24	12
		4/4/2012	98	35	13
		4/5/2012	88	52	11
		4/9/2012	140	78	14
		4/10/2012	32	12	3
		4/11/2012	143	57	13
		4/12/2012	69	34	6
		4/13/2012	156	60	13
		4/16/2012	108	19	8
		4/17/2012	336	64	24
		4/18/2012	580	218	40
		4/19/2012	88,740	29,676	5,916
		4/20/2012	78	19	5
		4/23/2012	136	11	8
		4/24/2012	18	2	1
		4/25/2012	18	2	1
	3/22/2012	3/22/2012	1	15	1
		3/24/2012	2	30	1
		3/25/2012	4	58	2
		3/26/2012	3	21	1
		3/28/2012	49	93	14
		3/29/2012	20	21	5
		3/30/2012	54	55	12
		4/2/2012	78	37	13
		4/3/2012	104	35	16
		4/4/2012	70	32	10
		4/5/2012	128	110	17
		4/6/2012	8	5	1
		4/9/2012	95	66	10
		4/10/2012	20	2	2
		4/11/2012	126	51	12
		4/12/2012	33	13	3
		4/13/2012	35	14	3
		4/16/2012	130	54	10
		4/17/2012	419	95	31
		4/18/2012	84	20	6
		4/19/2012	87	27	6
		4/20/2012	66,990	22,346	4,466
		4/23/2012	33	6	2
		4/24/2012	204	20	12
		4/25/2012	53	4	3
	3/23/2012	3/23/2012	1	19	1
		3/27/2012	3	30	1
		3/28/2012	15	25	5
		3/29/2012	7	8	2
		3/30/2012	64	70	16
		4/2/2012	149	87	27
		4/3/2012	54	46	9
		4/4/2012	65	20	10
		4/5/2012	63	58	9
		4/9/2012	126	31	14
		4/10/2012	105	26	11
		4/11/2012	100	36	10
		4/12/2012	95	39	9
		4/13/2012	99	40	9
		4/16/2012	50	15	4
		4/17/2012	104	20	8
		4/18/2012	135	59	10
		4/19/2012	98	33	7
		4/20/2012	218	62	15

W/P - 1-13

Exhibits\Rate Base\KY Service & Billing Ending 063012.xlsx\201203 - 201206 pivot

			Values		
Revenue month	Previous Read date	Current read date	Sum of Service Days	Sum of Billing Days	Count of Service Days2
	3/23/2012	4/23/2012	98,400	18,489	6,150
		4/24/2012	17	2	1
		4/25/2012	289	22	17
		4/26/2012	158	21	9
	3/24/2012	4/12/2012	30	15	3
		4/16/2012	12	7	1
	3/25/2012	4/16/2012	69	45	6
		4/17/2012	12	3	1
		4/18/2012	13	5	1
	3/26/2012	3/26/2012	1	16	1
		3/28/2012	6	20	4
		3/29/2012	12	28	6
		3/30/2012	50	107	20
		4/2/2012	92	80	23
		4/3/2012	41	23	9
		4/4/2012	70	118	14
		4/5/2012	88	75	16
		4/9/2012	128	58	17
		4/10/2012	72	20	9
		4/11/2012	34	14	4
		4/12/2012	72	32	8
		4/13/2012	133	76	14
		4/16/2012	55	15	5
		4/17/2012	173	46	15
		4/18/2012	204	97	17
		4/19/2012	24,113	9,645	1,929
		4/20/2012	117	38	9
		4/23/2012	73	10	5
		4/24/2012	80,220	16,054	5,348
		4/26/2012	112	22	7
	3/27/2012	3/27/2012	2	95	3
		3/28/2012	8	40	8
		3/29/2012	2	5	1
		3/30/2012	16	32	8
		3/31/2012	3	3	1
		4/2/2012	88	89	25
		4/3/2012	20	13	5
		4/4/2012	59	61	13
		4/5/2012	50	48	10
		4/9/2012	70	23	10
		4/10/2012	45	16	6
		4/11/2012	128	82	16
		4/12/2012	68	34	8
		4/13/2012	117	108	13
		4/16/2012	95	30	9
		4/17/2012	66	20	6
		4/18/2012	150	56	13
		4/19/2012	120	79	10
		4/20/2012	200	90	16
		4/23/2012	238	51	17
		4/24/2012	44	8	3
		4/25/2012	94,365	31,473	6,291
		4/26/2012	62	16	4
	3/28/2012	3/28/2012	2	67	4
		3/29/2012	2	11	2
		3/30/2012	14	45	9
		4/2/2012	72	86	24
		4/3/2012	28	23	8
		4/4/2012	24	23	6
		4/5/2012	59	54	13
		4/9/2012	46	20	7
		4/10/2012	56	21	8
		4/11/2012	30	20	4
		4/12/2012	88	50	11
		4/13/2012	94	49	11
		4/16/2012	130	40	13
		4/17/2012	63	18	6
		4/18/2012	88	40	8
		4/19/2012	81	35	7
		4/20/2012	120	42	10
		4/23/2012	81	14	6
		4/24/2012	238	44	17
		4/25/2012	15	1	1
		4/26/2012	15	4	1
	3/29/2012	3/29/2012	5	162	9
		3/30/2012	5	25	5
		4/2/2012	38	70	15
		4/3/2012	30	39	10
		4/4/2012	32	21	9
		4/5/2012	56	65	14
		4/6/2012	5	5	1
		4/9/2012	54	22	9
		4/10/2012	52	22	8
		4/11/2012	56	41	8
		4/12/2012	45	25	6
		4/13/2012	56	33	7
		4/16/2012	133	49	14
		4/17/2012	140	38	14
		4/18/2012	53	18	5
		4/19/2012	77	35	7
		4/20/2012	23	10	2
		4/23/2012	52	16	4
		4/24/2012	27	4	2
		4/25/2012	140	50	10
		4/26/2012	87	24	6
	3/30/2012	3/30/2012	1	7	1
		4/2/2012	30	45	15

W/P - 1-13

Exhibits\Rate Base\KY Service & Billing Ending 063012.xlsx\201203 - 201206 pivot

Values					
Revenue month	Previous Read date	Current read date	Sum of Service Days	Sum of Billing Days	Count of Service Days2
	3/30/2012	4/3/2012	25	30	10
		4/4/2012	60	68	20
		4/5/2012	74	99	21
		4/9/2012	105	50	19
		4/10/2012	144	53	24
		4/11/2012	130	94	20
		4/12/2012	56	37	8
		4/13/2012	98	58	13
		4/16/2012	162	60	18
		4/17/2012	105	33	11
		4/18/2012	90	38	9
		4/19/2012	189	84	18
		4/20/2012	121	50	11
		4/23/2012	188	38	15
		4/24/2012	195	38	15
		4/25/2012	257	55	19
		4/26/2012	28	5	2
	3/31/2012	4/12/2012	20	29	3
		4/13/2012	7	5	1
		4/16/2012	17	6	2
	4/1/2012	4/11/2012	6	5	1
		4/16/2012	16	5	2
		4/25/2012	13	5	1
	4/2/2012	4/2/2012	2	51	3
		4/3/2012	14	42	14
		4/4/2012	20	56	13
		4/5/2012	58	131	29
		4/9/2012	84	72	21
		4/10/2012	90	50	20
		4/11/2012	85	72	17
		4/12/2012	50	42	9
		4/13/2012	90	71	15
		4/16/2012	233	81	31
		4/17/2012	88	33	11
		4/18/2012	102	31	12
		4/19/2012	126	63	14
		4/20/2012	105	48	11
		4/23/2012	231	55	21
		4/24/2012	173	38	15
		4/25/2012	180	54	15
		4/26/2012	275	85	22
	4/3/2012	4/3/2012	1	38	2
		4/4/2012	2	10	2
		4/5/2012	11	34	7
		4/9/2012	35	29	10
		4/10/2012	32	19	8
		4/11/2012	77	63	17
		4/12/2012	60	56	12
		4/13/2012	88	77	16
		4/16/2012	119	81	17
		4/17/2012	60	24	8
		4/18/2012	128	83	16
		4/19/2012	77	44	9
		4/20/2012	126	63	14
		4/23/2012	63	15	6
		4/24/2012	187	36	17
		4/25/2012	58	16	5
		4/26/2012	48	16	4
	4/4/2012	4/4/2012	2	34	3
		4/5/2012	4	21	4
		4/9/2012	27	17	9
		4/10/2012	39	35	11
		4/11/2012	16	17	4
		4/12/2012	32	34	7
		4/13/2012	70	67	14
		4/16/2012	78	34	12
		4/17/2012	70	27	10
		4/18/2012	68	51	9
		4/19/2012	128	78	16
		4/20/2012	43	22	5
		4/23/2012	70	19	7
		4/24/2012	116	32	11
		4/25/2012	66	24	6
		4/26/2012	46	16	4
	4/5/2012	4/5/2012	2	55	4
		4/9/2012	13	12	5
		4/10/2012	42	34	14
		4/11/2012	39	40	11
		4/12/2012	52	45	13
		4/13/2012	68	63	15
		4/16/2012	102	53	17
		4/17/2012	137	50	21
		4/18/2012	42	23	6
		4/19/2012	68	37	9
		4/20/2012	96	57	12
		4/23/2012	124	32	13
		4/24/2012	170	40	17
		4/25/2012	53	16	5
		4/26/2012	22	8	2
	4/6/2012	4/9/2012	2	3	1
		4/10/2012	3	3	1
		4/11/2012	3	5	1
		4/20/2012	15	10	2
	4/7/2012	4/12/2012	3	4	1
		4/13/2012	4	5	1
		4/18/2012	6	5	1
	4/8/2012	4/10/2012	2	2	1

W/P - 1-13

Exhibits\Rate Base\[KY Service & Billing Ending 063012.xlsx]201203 - 201206 pivot

			Values		
Revenue month	Previous Read date	Current read date	Sum of Service Days	Sum of Billing Days	Count of Service Days2
	4/9/2012	4/9/2012	1	30	2
		4/10/2012	2	6	2
		4/11/2012	11	31	7
		4/12/2012	14	29	7
		4/13/2012	13	23	5
		4/16/2012	88	75	22
		4/17/2012	99	58	22
		4/18/2012	55	56	11
		4/19/2012	61	54	11
		4/20/2012	24	19	4
		4/23/2012	75	43	10
		4/24/2012	72	27	9
		4/25/2012	111	50	13
		4/26/2012	18	8	2
4/10/2012	4/10/2012	4/10/2012	2	48	4
		4/11/2012	3	15	3
		4/12/2012	20	65	13
		4/13/2012	30	73	15
		4/16/2012	49	49	14
		4/17/2012	64	38	16
		4/18/2012	68	85	15
		4/19/2012	75	67	15
		4/20/2012	44	35	8
		4/23/2012	91	31	13
		4/24/2012	143	45	19
		4/25/2012	80	38	10
		4/26/2012	34	16	4
4/11/2012	4/11/2012	4/11/2012	1	22	2
		4/12/2012	8	40	8
		4/13/2012	14	40	9
		4/16/2012	66	92	22
		4/17/2012	46	33	13
		4/18/2012	36	43	9
		4/19/2012	32	33	7
		4/20/2012	25	21	5
		4/23/2012	52	19	8
		4/24/2012	49	16	7
		4/25/2012	30	11	4
		4/26/2012	40	14	5
4/12/2012	4/12/2012	4/12/2012	1	30	2
		4/13/2012	3	16	3
		4/16/2012	35	62	14
		4/17/2012	39	65	13
		4/18/2012	21	14	6
		4/19/2012	52	59	13
		4/20/2012	32	32	7
		4/23/2012	42	16	7
		4/24/2012	26	8	4
		4/25/2012	35	22	5
4/13/2012	4/13/2012	4/13/2012	1	18	2
		4/16/2012	32	59	16
		4/17/2012	8	12	3
		4/18/2012	81	83	27
		4/19/2012	60	77	17
		4/20/2012	24	28	6
		4/23/2012	44	22	8
		4/24/2012	30	14	5
		4/25/2012	59	39	9
		4/26/2012	21	12	3
4/16/2012	4/16/2012	4/16/2012	2	9	3
		4/17/2012	2	6	2
		4/18/2012	11	35	7
		4/19/2012	24	60	12
		4/20/2012	18	30	7
		4/23/2012	28	16	7
		4/24/2012	32	16	7
		4/25/2012	45	28	9
		4/26/2012	22	16	4
4/17/2012	4/17/2012	4/17/2012	1	3	1
		4/18/2012	7	38	7
		4/19/2012	17	50	11
		4/20/2012	14	34	7
		4/23/2012	53	39	15
		4/24/2012	36	20	9
		4/25/2012	27	15	6
		4/26/2012	25	20	5
4/18/2012	4/18/2012	4/18/2012	1	13	2
		4/19/2012	3	14	3
		4/20/2012	5	15	3
		4/23/2012	18	10	6
		4/24/2012	28	21	8
		4/25/2012	36	23	9
		4/26/2012	18	13	4
4/19/2012	4/19/2012	4/19/2012	1	5	1
		4/20/2012	3	15	3
		4/23/2012	10	12	4
		4/24/2012	24	22	8
		4/25/2012	49	45	14
		4/26/2012	12	3	3
4/20/2012	4/20/2012	4/20/2012	1	4	1
		4/23/2012	10	15	5
		4/24/2012	8	9	3
		4/25/2012	36	57	12
		4/26/2012	14	13	4
4/23/2012	4/23/2012	4/23/2012	1	7	1
		4/24/2012	4	12	4
		4/25/2012	8	15	5

W/P - 1-13

Exhibits\Rate Base\[KY Service & Billing Ending 063012.xlsx]201203 - 201206 pivot

Values					
Revenue month	Previous Read date	Current read date	Sum of Service Days	Sum of Billing Days	Count of Service Days2
201204	4/23/2012	4/26/2012	4	8	2
	4/24/2012	4/24/2012	1	5	2
		4/25/2012	4	20	4
	4/25/2012	4/26/2012	2	4	1
		4/26/2012	1	1	1
	4/26/2012	4/26/2012	1	4	1
		4/30/2012	8	-	3
<b>201204 Total</b>			<b>1,941,703</b>	<b>551,014</b>	<b>125,340</b>
201205	2/9/2012	4/27/2012	40	20	1
	2/27/2012	4/26/2012	30	5	1
	2/29/2012	4/30/2012	93	28	3
	3/1/2012	4/3/2012	17	31	1
		5/11/2012	36	5	1
	3/2/2012	5/2/2012	62	10	2
	3/5/2012	5/3/2012	30	5	1
	3/7/2012	4/9/2012	17	28	1
	3/8/2012	5/8/2012	93	9	3
	3/9/2012	5/9/2012	465	75	15
	3/12/2012	3/31/2012	10	34	1
		4/13/2012	17	32	1
		5/3/2012	27	5	1
	3/13/2012	4/13/2012	16	26	1
	3/14/2012	4/16/2012	17	18	1
		4/20/2012	19	26	1
		5/14/2012	31	3	1
	3/15/2012	4/17/2012	34	34	2
	3/18/2012	4/19/2012	17	21	1
	3/19/2012	4/17/2012	45	47	3
		4/25/2012	19	7	1
	3/20/2012	4/18/2012	30	30	2
		4/24/2012	18	8	1
		5/16/2012	58	12	2
	3/21/2012	4/19/2012	90	132	6
		5/1/2012	21	7	1
		5/2/2012	22	6	1
		5/16/2012	29	6	1
		5/17/2012	29	5	1
	3/22/2012	4/20/2012	30	45	2
		4/25/2012	35	18	2
		5/21/2012	31	3	1
	3/23/2012	4/23/2012	32	47	2
		4/27/2012	18	5	1
	3/26/2012	4/13/2012	10	19	1
		5/1/2012	19	3	1
		5/15/2012	26	3	1
		5/24/2012	30	6	1
	3/27/2012	4/25/2012	60	57	4
		4/26/2012	16	5	1
		4/27/2012	208	52	13
		5/1/2012	36	6	2
	3/28/2012	3/29/2012	1	33	1
		4/15/2012	19	32	2
		4/18/2012	22	26	2
		4/19/2012	23	24	2
		4/23/2012	14	8	1
		4/24/2012	14	7	1
		4/25/2012	73	52	5
		4/26/2012	84,405	28,208	5,627
		4/27/2012	47	12	3
		4/30/2012	289	37	17
		5/1/2012	123	7	7
		5/2/2012	18	5	1
		5/7/2012	21	4	1
	3/29/2012	3/29/2012	1	34	1
		4/15/2012	27	51	3
	4/23/2012	13	9	1	
	4/26/2012	87	30	6	
	4/27/2012	81,840	27,277	5,456	
	4/30/2012	198	27	12	
	5/1/2012	459	88	27	
	5/3/2012	36	2	2	
	5/4/2012	37	8	2	
	5/14/2012	47	6	2	
3/30/2012	4/4/2012	3	29	1	
	4/5/2012	4	28	1	
	4/12/2012	42	126	6	
	4/17/2012	29	48	3	
	4/18/2012	10	15	1	
	4/19/2012	11	14	1	
	4/20/2012	11	11	1	
	4/23/2012	38	30	3	
	4/26/2012	182	65	13	
	4/27/2012	203	68	14	
	4/30/2012	91,888	17,389	5,743	
	5/1/2012	8,135	1,006	493	
	5/2/2012	153	18	9	
	5/4/2012	162	32	9	
	5/16/2012	24	8	1	
3/31/2012	4/12/2012	7	22	1	
	4/30/2012	16	3	1	
	5/1/2012	16	3	1	
4/1/2012	4/26/2012	13	5	1	
	4/27/2012	14	5	1	
	5/1/2012	171	33	11	
	5/2/2012	16	6	1	
	5/8/2012	19	3	1	
	5/22/2012	26	3	1	

W/P - 1-13

Exhibits\Rate Base\[KY Service & Billing Ending 063012.xlsx]201203 - 201206 pivot

Revenue month	Previous Read date	Current read date	Values		
			Sum of Service Days	Sum of Billing Days	Count of Service Days2
	4/2/2012	4/2/2012	1	67	2
		4/4/2012	2	28	1
		4/5/2012	4	58	2
		4/9/2012	8	55	2
		4/10/2012	32	171	7
		4/11/2012	15	69	3
		4/12/2012	17	66	3
		4/13/2012	6	21	1
		4/16/2012	8	18	1
		4/20/2012	10	14	1
		4/23/2012	11	22	1
		4/26/2012	138	55	11
		4/27/2012	546	197	42
		4/30/2012	406	69	28
		5/1/2012	110,730	22,950	7,382
		5/2/2012	295	57	19
		5/3/2012	304	68	19
		5/4/2012	165	35	10
		5/7/2012	18	8	1
		5/15/2012	22	3	1
4/3/2012		4/3/2012	1	34	1
		4/5/2012	8	160	5
		4/16/2012	7	28	1
		4/23/2012	21	30	2
		4/24/2012	22	26	2
		4/26/2012	12	5	1
		4/27/2012	125	55	10
		4/30/2012	252	46	18
		5/1/2012	667	111	46
		5/2/2012	96,060	32,168	6,404
		5/3/2012	279	67	18
		5/4/2012	560	142	35
		5/7/2012	53	6	3
		5/8/2012	72	32	4
		5/10/2012	19	11	1
		5/11/2012	20	11	1
4/4/2012		4/4/2012	1	62	2
		4/5/2012	4	132	4
		4/6/2012	8	161	5
		4/9/2012	15	145	5
		4/12/2012	9	52	2
		4/13/2012	5	25	1
		4/14/2012	6	24	1
		4/18/2012	15	40	2
		4/20/2012	9	18	1
		4/22/2012	38	64	4
		4/26/2012	35	15	3
		4/27/2012	168	65	14
		4/30/2012	135	28	10
		5/1/2012	336	71	24
		5/2/2012	189	56	13
		5/3/2012	72,060	24,118	4,804
		5/4/2012	295	65	19
		5/7/2012	102	16	6
		5/8/2012	350	29	20
4/5/2012		4/5/2012	1	52	2
		4/10/2012	3	29	1
		4/19/2012	8	20	1
		4/26/2012	66	30	6
		4/27/2012	184	74	16
		4/30/2012	260	94	20
		5/1/2012	837	169	62
		5/2/2012	392	104	28
		5/3/2012	218	67	15
		5/4/2012	100,140	33,594	6,676
		5/7/2012	116	19	7
		5/8/2012	442	44	26
4/6/2012		5/3/2012	70	26	5
		5/9/2012	17	5	1
4/8/2012		4/30/2012	12	3	1
4/9/2012		4/9/2012	1	32	1
		4/11/2012	17	319	11
		4/12/2012	6	84	3
		4/13/2012	13	136	5
		4/16/2012	12	72	3
		4/17/2012	9	46	2
		4/18/2012	10	52	2
		4/19/2012	6	21	1
		4/23/2012	8	21	1
		4/24/2012	8	17	1
		4/25/2012	9	15	1
		4/26/2012	45	33	5
		4/27/2012	67	32	7
		4/30/2012	99	27	9
		5/1/2012	230	52	20
		5/2/2012	240	55	20
		5/3/2012	338	125	27
		5/4/2012	195	68	15
		5/7/2012	57,304	12,544	3,952
		5/8/2012	285	50	19
		5/9/2012	388	38	25
		5/16/2012	114	36	6
		5/17/2012	59	15	3
4/10/2012		4/10/2012	1	46	2
		4/13/2012	2	28	1
		4/16/2012	21	138	6
		4/17/2012	32	192	8



W/P - 1-13

Exhibits\Rate Base\[KY Service & Billing Ending 063012.xlsx]201203 - 201206 pivot

Revenue month	Previous Read date	Current read date	Values		
			Sum of Service Days	Sum of Billing Days	Count of Service Days2
	4/10/2012	4/18/2012	27	138	6
		4/20/2012	6	21	1
		4/22/2012	13	38	2
		4/24/2012	15	34	2
		4/25/2012	16	32	2
		4/26/2012	43	25	5
		4/27/2012	126	87	14
		4/30/2012	284	66	27
		5/1/2012	363	102	33
		5/2/2012	69	30	6
		5/3/2012	84	32	7
		5/4/2012	250	90	20
		5/7/2012	126	24	9
		5/8/2012	85,753	20,194	5,914
		5/9/2012	210	49	14
		5/10/2012	341	69	22
		5/16/2012	37	10	2
	4/11/2012	4/11/2012	2	77	3
		4/14/2012	2	30	1
		4/18/2012	4	26	1
		4/19/2012	18	100	4
		4/26/2012	16	23	2
		4/27/2012	102	54	12
		4/30/2012	180	66	18
		5/1/2012	200	47	19
		5/2/2012	176	82	16
		5/3/2012	46	11	4
		5/4/2012	168	67	14
		5/7/2012	405	111	30
		5/8/2012	294	87	21
		5/9/2012	97,991	33,962	6,758
		5/10/2012	315	84	21
		5/11/2012	186	57	12
		5/14/2012	17	2	1
		5/16/2012	18	5	1
		5/17/2012	19	6	1
	4/12/2012	4/12/2012	2	61	3
		4/13/2012	1	32	1
		4/16/2012	3	36	1
		4/17/2012	3	23	1
		4/19/2012	4	26	1
		4/20/2012	5	21	1
		4/23/2012	6	22	1
		4/26/2012	15	24	2
		4/27/2012	40	22	5
		4/30/2012	133	50	14
		5/1/2012	120	27	12
		5/2/2012	95	39	9
		5/3/2012	132	59	12
		5/4/2012	138	69	12
		5/7/2012	195	50	15
		5/8/2012	230	48	17
		5/9/2012	56	17	4
		5/10/2012	61,625	21,297	4,250
		5/11/2012	30	9	2
		5/14/2012	314	39	19
		5/15/2012	51	4	3
		5/16/2012	35	11	2
		5/18/2012	19	6	1
		5/22/2012	21	7	1
	4/13/2012	4/13/2012	2	105	4
		4/26/2012	42	46	6
		4/27/2012	23	13	3
		4/30/2012	135	37	15
		5/1/2012	105	39	11
		5/2/2012	100	29	10
		5/3/2012	95	40	9
		5/4/2012	242	105	22
		5/7/2012	250	90	20
		5/8/2012	156	50	12
		5/9/2012	446	155	33
		5/10/2012	112	35	8
		5/11/2012	67,686	23,414	4,668
		5/14/2012	512	68	32
		5/15/2012	132	18	8
		5/25/2012	43	12	2
	4/14/2012	4/30/2012	9	3	1
		5/1/2012	9	3	1
		5/3/2012	10	5	1
		5/7/2012	12	3	1
		5/9/2012	13	5	1
		5/16/2012	50	33	3
	4/15/2012	4/25/2012	6	6	1
		4/26/2012	6	5	1
		4/27/2012	20	15	3
	4/16/2012	4/16/2012	2	94	4
		4/18/2012	2	29	1
		4/19/2012	2	28	1
		4/20/2012	8	82	3
		4/23/2012	24	168	6
		4/24/2012	14	69	3
		4/26/2012	231	230	42
		4/27/2012	54	42	9
		4/29/2012	21	54	3
		4/30/2012	113	83	15
		5/1/2012	200	82	25
		5/2/2012	128	81	15

W/P - 1-13

Exhibits\Rate Base\[KY Service & Billing Ending 063012.xlsx]201203 - 201206 pivot

			Values		
Revenue month	Previous Read date	Current read date	Sum of Service Days	Sum of Billing Days	Count of Service Days2
		5/3/2012	99	52	11
		5/4/2012	228	124	24
		5/7/2012	220	58	20
		5/8/2012	368	99	32
		5/9/2012	264	122	22
		5/10/2012	75	40	6
		5/11/2012	5,681	2,185	437
		5/14/2012	81,766	23,540	5,639
		5/15/2012	4,035	1,558	269
		5/16/2012	1,628	503	105
		5/17/2012	48	13	3
		5/18/2012	33	8	2
		5/21/2012	18	4	1
	4/17/2012	4/17/2012	2	80	4
		4/19/2012	8	145	5
		4/23/2012	4	28	1
		4/25/2012	23	124	5
		4/26/2012	95	322	19
		4/27/2012	50	83	9
		4/29/2012	59	171	9
		4/30/2012	119	71	17
		5/1/2012	143	45	19
		5/2/2012	160	64	20
		5/3/2012	102	50	12
		5/4/2012	135	69	15
		5/7/2012	200	54	19
		5/8/2012	308	163	28
		5/9/2012	253	78	22
		5/10/2012	264	113	22
		5/11/2012	213	80	17
		5/14/2012	3,500	1,043	250
		5/15/2012	86,913	19,462	5,994
		5/16/2012	6,525	2,152	435
		5/17/2012	155	25	10
		5/18/2012	48	11	3
		5/21/2012	18	3	1
	4/18/2012	4/18/2012	1	13	1
		4/20/2012	2	32	1
		4/23/2012	21	194	7
		4/25/2012	28	183	7
		4/26/2012	50	216	11
		4/27/2012	85	233	17
		4/30/2012	111	127	17
		5/1/2012	119	157	17
		5/2/2012	143	65	19
		5/3/2012	112	81	14
		5/4/2012	119	77	14
		5/6/2012	19	32	2
		5/7/2012	160	47	16
		5/8/2012	315	121	30
		5/9/2012	132	39	12
		5/10/2012	127	46	11
		5/11/2012	180	79	15
		5/12/2012	13	9	1
		5/14/2012	689	278	51
		5/15/2012	10,500	2,534	750
		5/16/2012	108,765	42,955	7,501
		5/17/2012	1,290	423	86
		5/18/2012	62	16	4
		5/21/2012	289	42	17
		5/22/2012	35	3	2
		5/24/2012	19	7	1
	4/19/2012	4/19/2012	2	61	3
		4/23/2012	5	58	2
		4/24/2012	6	56	2
		4/25/2012	28	216	8
		4/26/2012	28	57	7
		4/27/2012	54	115	12
		4/28/2012	5	24	1
		4/30/2012	162	237	27
		5/1/2012	130	41	20
		5/2/2012	77	27	11
		5/3/2012	180	325	24
		5/4/2012	72	43	9
		5/7/2012	162	62	17
		5/8/2012	170	38	17
		5/9/2012	158	56	15
		5/10/2012	121	57	11
		5/11/2012	138	54	12
		5/14/2012	299	102	23
		5/15/2012	338	65	25
		5/16/2012	406	161	29
		5/17/2012	113,506	39,532	7,828
		5/18/2012	180	49	12
		5/21/2012	198	16	12
		5/22/2012	17	2	1
		5/24/2012	18	1	1
		5/25/2012	19	5	1
		5/29/2012	21	2	1
	4/20/2012	4/20/2012	1	52	2
		4/23/2012	2	31	1
		4/25/2012	3	6	1
		4/26/2012	32	68	9
		4/27/2012	24	48	6
		4/29/2012	10	50	2
		4/30/2012	61	134	11
		5/1/2012	72	29	12

W/P - 1-13

Exhibits\Rate Base\[KY Service & Billing Ending 063012.xlsx]201203 - 201206 pivot

Revenue month	Previous Read date	Current read date	Values		
			Sum of Service Days	Sum of Billing Days	Count of Service Days2
	4/20/2012	5/2/2012	72	43	11
		5/3/2012	49	34	7
		5/4/2012	90	101	12
		5/7/2012	27	7	3
		5/8/2012	76	24	8
		5/9/2012	80	31	8
		5/10/2012	63	42	6
		5/11/2012	99	41	9
		5/14/2012	150	42	12
		5/15/2012	221	55	17
		5/16/2012	432	124	32
		5/17/2012	182	64	13
		5/18/2012	44	12	3
		5/21/2012	71,472	13,432	4,467
		5/22/2012	297	37	18
		5/23/2012	119	12	7
		5/24/2012	18	5	1
	4/22/2012	5/3/2012	24	20	4
		5/8/2012	17	6	2
	4/23/2012	4/23/2012	2	29	3
		4/25/2012	2	30	1
		4/26/2012	40	124	20
		4/27/2012	18	32	7
		4/30/2012	64	39	16
		5/1/2012	126	216	28
		5/2/2012	95	178	19
		5/3/2012	55	127	10
		5/4/2012	96	174	16
		5/7/2012	75	21	10
		5/8/2012	88	27	11
		5/9/2012	128	124	15
		5/10/2012	63	43	7
		5/11/2012	67	43	7
		5/14/2012	242	131	22
		5/15/2012	230	44	20
		5/16/2012	264	124	22
		5/17/2012	213	80	17
		5/18/2012	26	8	2
		5/21/2012	87	15	6
		5/22/2012	92,070	18,497	6,138
		5/23/2012	47	11	3
		5/24/2012	160	40	10
	4/24/2012	4/24/2012	1	44	2
		4/25/2012	1	6	1
		4/26/2012	11	35	7
		4/27/2012	10	22	5
		4/30/2012	32	23	9
		5/1/2012	128	87	32
		5/2/2012	104	324	23
		5/3/2012	40	35	8
		5/4/2012	94	99	17
		5/7/2012	91	35	13
		5/8/2012	135	62	18
		5/9/2012	40	22	5
		5/10/2012	51	29	6
		5/11/2012	36	18	4
		5/14/2012	95	29	9
		5/15/2012	143	62	13
		5/16/2012	81	28	7
		5/17/2012	96	38	8
		5/18/2012	50	16	4
		5/21/2012	252	52	18
		5/22/2012	44	7	3
		5/23/2012	45	11	3
		5/24/2012	82,879	32,095	5,347
		5/25/2012	96	30	6
		5/29/2012	252	28	14
	4/25/2012	4/25/2012	1	16	1
		4/26/2012	8	40	8
		4/27/2012	5	73	3
		4/30/2012	42	33	14
		5/1/2012	74	53	21
		5/2/2012	76	56	19
		5/3/2012	41	34	9
		5/4/2012	40	82	8
		5/7/2012	46	17	7
		5/8/2012	63	24	9
		5/9/2012	60	71	8
		5/10/2012	16	9	2
		5/11/2012	51	27	6
		5/14/2012	100	54	10
		5/15/2012	221	138	21
		5/16/2012	176	68	16
		5/17/2012	311	168	27
		5/18/2012	144	93	12
		5/21/2012	122	22	9
		5/22/2012	294	61	21
		5/24/2012	15	6	1
		5/25/2012	97,061	37,579	6,262
		5/29/2012	228	26	13
		5/30/2012	144	8	8
	4/26/2012	4/26/2012	1	35	2
		4/27/2012	9	45	9
		4/30/2012	18	18	7
		5/1/2012	72	62	24
		5/2/2012	46	32	13
		5/3/2012	80	76	20

W/P - 1-13

Exhibits\Rate Base\[KY Service & Billing Ending 063012.xlsx]201203 - 201206 pivot

Revenue month	Previous Read date	Current read date	Values				
			Sum of Service Days	Sum of Billing Days	Count of Service Days2		
4/26/2012		5/4/2012	45	45	10		
		5/7/2012	72	28	12		
		5/8/2012	85	45	13		
		5/9/2012	77	39	11		
		5/10/2012	45	20	6		
		5/11/2012	112	64	14		
		5/14/2012	143	50	15		
		5/15/2012	240	72	24		
		5/16/2012	200	78	19		
		5/17/2012	110	42	10		
		5/18/2012	46	16	4		
		5/21/2012	195	28	15		
		5/22/2012	270	53	20		
		5/23/2012	28	4	2		
		5/24/2012	189	72	13		
		5/25/2012	75	26	5		
		5/29/2012	119	12	7		
		4/27/2012		4/27/2012	3	65	5
				4/30/2012	10	15	5
				5/1/2012	43	47	17
				5/2/2012	60	71	20
				5/3/2012	42	47	12
				5/4/2012	76	112	19
				5/7/2012	66	22	12
				5/8/2012	66	29	11
				5/9/2012	65	33	10
				5/10/2012	84	46	12
				5/11/2012	60	37	8
				5/14/2012	99	35	11
5/15/2012	95			27	10		
5/16/2012	190			89	19		
5/17/2012	189			85	18		
5/18/2012	44			18	4		
5/21/2012	75			12	6		
5/22/2012	91			20	7		
5/23/2012	14			1	1		
5/24/2012	168			47	12		
5/25/2012	319			127	22		
5/29/2012	66			5	4		
5/30/2012	34			2	2		
4/28/2012				4/30/2012	2	3	1
				5/17/2012	10	5	1
4/29/2012				5/21/2012	12	3	1
				5/7/2012	5	11	1
4/29/2012				5/14/2012	24	9	3
				5/15/2012	68	24	8
		5/21/2012	23	6	2		
		5/30/2012	3	97	6		
4/30/2012		5/1/2012	18	54	18		
		5/2/2012	8	21	5		
		5/3/2012	12	26	6		
		5/4/2012	58	114	23		
		5/7/2012	32	17	8		
		5/8/2012	77	46	17		
		5/9/2012	95	80	19		
		5/10/2012	44	36	8		
		5/11/2012	114	86	19		
		5/14/2012	83	37	11		
		5/15/2012	88	32	11		
		5/16/2012	153	71	18		
		5/17/2012	198	128	22		
		5/18/2012	95	54	10		
		5/21/2012	132	31	12		
		5/22/2012	150	33	13		
		5/23/2012	60	9	5		
		5/24/2012	113	49	9		
		5/25/2012	182	77	14		
		5/29/2012	120	16	8		
		5/1/2012		5/1/2012	4	84	8
				5/2/2012	16	81	16
				5/3/2012	21	67	14
				5/4/2012	78	182	39
				5/7/2012	53	38	15
				5/8/2012	108	68	27
				5/9/2012	95	90	21
				5/10/2012	90	78	18
				5/11/2012	105	84	19
5/14/2012	105			46	15		
5/15/2012	135			44	18		
5/16/2012	176			83	22		
5/17/2012	119			61	14		
5/18/2012	72			32	8		
5/21/2012	231			52	22		
5/22/2012	264			60	24		
5/23/2012	196			34	17		
5/24/2012	84			37	7		
5/25/2012	325			140	26		
5/29/2012	160			22	11		
5/2/2012				5/2/2012	2	30	3
				5/3/2012	4	20	4
				5/4/2012	26	80	17
				5/7/2012	45	32	15
				5/8/2012	11	26	3
				5/9/2012	52	64	13
				5/10/2012	50	51	11
				5/11/2012	55	55	11
				5/14/2012	130	59	20

W/P - 1-13

Exhibits\Rate Base\[KY Service & Billing Ending 063012.xlsx]201203 - 201206 pivot

			Values		
Revenue month	Previous Read date	Current read date	Sum of Service Days	Sum of Billing Days	Count of Service Days2
	5/2/2012	5/15/2012	91	33	13
		5/16/2012	180	108	24
		5/17/2012	136	78	17
		5/18/2012	34	16	4
		5/21/2012	110	25	11
		5/22/2012	179	46	17
		5/23/2012	44	7	4
		5/24/2012	219	111	19
		5/25/2012	300	137	25
		5/29/2012	224	32	16
	5/3/2012	5/4/2012	9	45	9
		5/7/2012	18	21	7
		5/8/2012	39	46	13
		5/9/2012	18	22	5
		5/10/2012	32	37	8
		5/11/2012	77	76	17
		5/14/2012	78	42	13
		5/15/2012	52	28	8
		5/16/2012	63	41	9
		5/17/2012	98	61	13
		5/18/2012	48	24	6
		5/21/2012	67	16	7
		5/22/2012	80	22	8
		5/23/2012	32	6	3
		5/24/2012	220	119	20
		5/25/2012	173	80	15
		5/29/2012	108	16	8
	5/4/2012	5/4/2012	4	71	7
		5/7/2012	22	33	11
		5/8/2012	35	45	14
		5/9/2012	45	47	15
		5/10/2012	60	76	17
		5/11/2012	80	86	20
		5/14/2012	88	70	16
		5/15/2012	84	45	14
		5/16/2012	78	42	12
		5/17/2012	77	53	11
		5/18/2012	38	20	5
		5/21/2012	99	24	11
		5/22/2012	114	31	12
		5/23/2012	60	16	6
		5/24/2012	105	56	10
		5/25/2012	176	87	16
		5/29/2012	117	18	9
		5/30/2012	14	1	1
	5/5/2012	5/10/2012	3	5	1
	5/6/2012	5/16/2012	11	12	2
	5/7/2012	5/7/2012	3	72	6
		5/8/2012	7	20	7
		5/9/2012	11	24	7
		5/10/2012	20	45	10
		5/11/2012	30	57	12
		5/14/2012	32	28	8
		5/15/2012	50	31	11
		5/16/2012	105	106	21
		5/17/2012	99	90	18
		5/18/2012	12	8	2
		5/21/2012	75	24	10
		5/22/2012	96	32	12
		5/23/2012	17	4	2
		5/24/2012	63	38	7
		5/25/2012	114	67	12
		5/29/2012	92	15	8
	5/8/2012	5/8/2012	3	49	5
		5/9/2012	7	32	7
		5/10/2012	6	20	4
		5/11/2012	28	80	14
		5/14/2012	39	35	11
		5/15/2012	132	98	33
		5/16/2012	122	142	27
		5/17/2012	25	24	5
		5/18/2012	11	8	2
		5/21/2012	56	16	8
		5/22/2012	90	29	12
		5/23/2012	40	8	5
		5/24/2012	60	38	7
		5/25/2012	108	65	12
		5/29/2012	55	10	5
	5/9/2012	5/9/2012	3	63	5
		5/10/2012	2	10	2
		5/11/2012	12	25	8
		5/14/2012	54	46	18
		5/15/2012	18	15	5
		5/16/2012	64	59	16
		5/17/2012	63	66	14
		5/18/2012	35	30	7
		5/21/2012	39	15	6
		5/22/2012	84	33	12
		5/23/2012	38	9	5
		5/24/2012	48	34	6
		5/25/2012	68	42	8
		5/29/2012	74	14	7
	5/10/2012	5/10/2012	1	18	2
		5/11/2012	2	10	2
		5/14/2012	5	6	2
		5/15/2012	51	52	17
		5/16/2012	21	58	6

W/P - 1-13

Exhibits\Rate Base\KY Service & Billing Ending 063012.xlsx\201203 - 201206 pivot

		Values				
Revenue month	Previous Read date	Current read date	Sum of Service Days	Sum of Billing Days	Count of Service Days2	
	5/10/2012	5/17/2012	24	28	6	
		5/18/2012	23	20	5	
		5/21/2012	12	5	2	
		5/22/2012	39	15	6	
		5/23/2012	14	4	2	
		5/24/2012	38	27	5	
		5/25/2012	24	17	3	
		5/29/2012	60	11	6	
	5/11/2012	5/11/2012	1	10	1	
		5/14/2012	18	44	9	
		5/15/2012	23	30	9	
		5/16/2012	54	73	18	
		5/17/2012	39	53	11	
		5/18/2012	32	32	8	
		5/21/2012	77	43	14	
		5/22/2012	36	14	6	
		5/23/2012	26	25	4	
		5/24/2012	49	33	7	
		5/25/2012	113	82	15	
		5/29/2012	48	9	5	
		5/30/2012	10	1	1	
	5/12/2012	5/16/2012	3	5	1	
	5/14/2012	5/14/2012	1	10	1	
		5/15/2012	4	15	4	
		5/16/2012	8	25	5	
		5/17/2012	28	61	14	
		5/18/2012	3	4	1	
		5/21/2012	20	12	5	
		5/22/2012	36	18	8	
		5/23/2012	10	4	2	
		5/24/2012	17	12	3	
		5/25/2012	72	63	12	
		5/29/2012	56	14	7	
	5/15/2012	5/15/2012	2	27	3	
		5/16/2012	14	76	14	
		5/17/2012	11	33	7	
		5/18/2012	12	24	6	
		5/21/2012	28	17	8	
		5/22/2012	60	44	15	
		5/23/2012	27	12	6	
		5/24/2012	65	70	13	
		5/25/2012	50	49	9	
		5/29/2012	53	14	7	
	5/16/2012	5/16/2012	2	30	3	
		5/17/2012	3	15	3	
		5/21/2012	24	18	8	
		5/22/2012	63	40	18	
		5/23/2012	32	14	8	
		5/24/2012	36	39	8	
		5/25/2012	65	71	13	
		5/29/2012	91	25	13	
		5/30/2012	8	1	1	
	5/17/2012	5/17/2012	2	50	4	
		5/18/2012	1	4	1	
		5/21/2012	5	6	2	
		5/22/2012	36	24	12	
		5/23/2012	14	5	4	
		5/24/2012	28	41	7	
		5/25/2012	50	63	11	
		5/29/2012	156	48	24	
	5/18/2012	5/21/2012	8	12	4	
		5/22/2012	10	9	4	
		5/24/2012	18	30	5	
		5/25/2012	60	90	15	
	5/21/2012	5/22/2012	4	12	4	
		5/23/2012	5	14	3	
		5/24/2012	12	34	6	
		5/25/2012	18	39	7	
		5/29/2012	9	4	2	
	5/22/2012	5/22/2012	1	3	1	
		5/23/2012	1	7	1	
		5/24/2012	8	30	5	
		5/25/2012	30	77	15	
		5/29/2012	20	8	5	
		5/30/2012	14	3	3	
	5/23/2012	5/23/2012	1	7	1	
		5/24/2012	2	12	2	
		5/25/2012	2	5	1	
	5/24/2012	5/30/2012	4	-	1	
		5/31/2012	4	-	1	
	5/29/2012	5/29/2012	1	2	1	
<b>201205 Total</b>			<b>1,843,403</b>	<b>569,961</b>	<b>126,279</b>	
201206	3/26/2012	6/12/2012	40	3	1	
	3/28/2012	4/26/2012	15	36	1	
		5/29/2012	32	3	1	
	3/29/2012	4/27/2012	15	35	1	
		5/1/2012	17	37	1	
		5/29/2012	31	3	1	
	3/30/2012	5/31/2012	32	5	1	
	4/2/2012	6/1/2012	31	5	1	
	4/3/2012	5/16/2012	22	27	1	
		6/4/2012	95	21	3	
		6/11/2012	35	2	1	
	4/4/2012	6/5/2012	63	6	2	
	4/5/2012	6/11/2012	34	2	1	
	4/9/2012	6/7/2012	30	5	1	
		6/14/2012	34	5	1	

W/P - 1-13

Exhibits\Rate Base\KY Service & Billing Ending 063012.xlsx\201203 - 201206 pivot

Values					
Revenue month	Previous Read date	Current read date	Sum of Service Days	Sum of Billing Days	Count of Service Days2
	4/10/2012	5/29/2012	25	3	1
		6/6/2012	29	5	1
	4/11/2012	5/9/2012	15	26	1
	4/12/2012	6/7/2012	29	4	1
	4/13/2012	4/30/2012	9	36	1
		6/13/2012	62	10	2
	4/14/2012	5/16/2012	17	27	1
	4/16/2012	5/11/2012	13	24	1
		5/15/2012	15	28	1
		6/14/2012	30	5	1
	4/17/2012	6/15/2012	60	10	2
		6/18/2012	32	2	1
	4/18/2012	5/16/2012	1,088	1,552	75
		5/18/2012	16	38	1
		5/29/2012	42	6	2
		6/6/2012	25	5	1
		6/19/2012	126	24	4
	4/19/2012	5/17/2012	348	475	24
		6/12/2012	55	13	2
		6/14/2012	29	5	1
		6/20/2012	32	5	1
	4/20/2012	5/21/2012	64	62	4
		5/25/2012	18	7	1
		5/30/2012	21	5	1
		6/5/2012	24	6	1
		6/14/2012	28	5	1
	4/23/2012	5/22/2012	135	131	9
		6/4/2012	22	4	1
	4/24/2012	5/24/2012	31	32	2
		5/29/2012	90	22	5
		6/4/2012	21	3	1
		6/25/2012	32	3	1
	4/25/2012	5/3/2012	5	35	1
		5/11/2012	17	42	2
		5/21/2012	41	62	3
		5/25/2012	93	91	6
		5/29/2012	315	54	18
		5/30/2012	36	10	2
	4/26/2012	4/26/2012	2	114	3
		5/1/2012	12	124	4
		5/2/2012	14	120	4
		5/3/2012	8	58	2
		5/4/2012	5	28	1
		5/8/2012	26	96	4
		5/9/2012	7	23	1
		5/11/2012	8	21	1
		5/14/2012	19	36	2
		5/15/2012	100	170	10
		5/16/2012	116	176	11
		5/17/2012	99	135	9
		5/20/2012	25	24	2
		5/23/2012	14	9	1
		5/24/2012	29	16	2
		5/25/2012	15	7	1
		5/29/2012	94,979	17,041	5,587
		5/30/2012	35	7	2
		5/31/2012	216	53	12
		6/1/2012	574	115	31
		6/4/2012	40	4	2
	4/27/2012	4/27/2012	1	35	1
		5/3/2012	4	32	1
		5/10/2012	7	25	1
		5/25/2012	15	10	1
		5/29/2012	83	18	5
		5/30/2012	92,650	27,301	5,450
		5/31/2012	140	14	8
		6/1/2012	360	102	20
		6/4/2012	176	19	9
		6/7/2012	21	4	1
		6/12/2012	24	6	1
		6/19/2012	27	10	1
	4/30/2012	4/30/2012	1	36	1
		5/2/2012	2	34	1
		5/9/2012	5	33	1
		5/15/2012	8	21	1
		5/18/2012	10	20	1
		5/29/2012	240	51	16
		5/30/2012	264	64	17
		5/31/2012	91,328	28,564	5,708
		6/1/2012	248	62	15
		6/4/2012	288	33	16
		6/6/2012	171	36	9
		6/19/2012	77	18	3
		6/21/2012	80	15	3
	5/1/2012	5/4/2012	2	33	1
		5/7/2012	11	88	3
		5/8/2012	8	58	2
		5/9/2012	9	58	2
		5/10/2012	15	81	3
		5/17/2012	17	35	2
		5/24/2012	24	28	2
		5/29/2012	290	60	20
		5/30/2012	570	165	38
		5/31/2012	7,657	2,456	494
		6/1/2012	118,192	37,497	7,387
		6/4/2012	560	65	32
		6/5/2012	234	28	13

W/P - 1-13

Exhibits\Rate Base\[KY Service & Billing Ending 063012.xlsx]201203 - 201206 pivot

			Values		
Revenue month	Previous Read date	Current read date	Sum of Service Days	Sum of Billing Days	Count of Service Days2
	5/1/2012	6/6/2012	19	2	1
		6/7/2012	171	36	9
		6/18/2012	25	3	1
		6/20/2012	26	5	1
	5/2/2012	5/2/2012	1	67	2
		5/7/2012	9	93	3
		5/8/2012	14	120	4
		5/9/2012	4	29	1
		5/10/2012	5	28	1
		5/11/2012	5	27	1
		5/14/2012	20	78	3
		5/16/2012	15	45	2
		5/17/2012	24	63	3
		5/18/2012	9	20	1
		5/21/2012	30	48	3
		5/24/2012	12	13	1
		5/25/2012	12	13	1
		5/29/2012	392	84	28
		5/30/2012	232	65	16
		5/31/2012	435	134	29
		6/1/2012	388	118	25
		6/4/2012	107,474	19,015	6,322
		6/5/2012	560	93	32
		6/6/2012	162	18	9
		6/7/2012	148	32	8
		6/8/2012	114	24	6
		6/18/2012	24	7	1
	5/3/2012	5/3/2012	1	39	1
		5/17/2012	15	44	2
		5/25/2012	23	28	2
		5/29/2012	122	27	9
		5/30/2012	154	53	11
		5/31/2012	174	51	12
		6/1/2012	420	134	28
		6/4/2012	380	53	23
		6/5/2012	81,804	14,498	4,812
		6/6/2012	88	19	5
		6/7/2012	198	46	11
		6/8/2012	93	21	5
		6/13/2012	21	7	1
		6/19/2012	48	12	2
		6/20/2012	147	30	6
		6/22/2012	26	4	1
	5/4/2012	5/4/2012	1	35	1
		5/7/2012	6	97	3
		5/8/2012	3	30	1
		5/9/2012	15	161	5
		5/10/2012	4	28	1
		5/14/2012	11	56	2
		5/16/2012	33	126	5
		5/17/2012	21	75	3
		5/29/2012	91	26	7
		5/30/2012	176	65	13
		5/31/2012	406	148	29
		6/1/2012	566	176	39
		6/4/2012	640	108	40
		6/5/2012	677	87	41
		6/6/2012	113,373	33,436	6,669
		6/7/2012	123	20	7
		6/8/2012	360	93	20
		6/11/2012	20	3	1
		6/14/2012	21	7	1
		6/15/2012	22	7	1
		6/22/2012	25	5	1
	5/5/2012	6/7/2012	17	5	1
	5/7/2012	5/9/2012	3	63	2
		5/10/2012	6	99	3
		5/11/2012	13	160	5
		5/15/2012	14	84	3
		5/17/2012	17	81	3
		5/21/2012	30	88	4
		5/23/2012	17	40	2
		5/29/2012	115	30	10
		5/30/2012	144	54	12
		5/31/2012	150	54	12
		6/1/2012	260	94	20
		6/4/2012	334	62	23
		6/5/2012	120	20	8
		6/6/2012	93	15	6
		6/7/2012	55,376	17,361	3,461
		6/8/2012	8,135	2,461	493
		6/9/2012	238	42	14
		6/11/2012	90	10	5
		6/12/2012	56	6	3
		6/13/2012	95	5	5
		6/20/2012	23	5	1
	5/8/2012	5/10/2012	2	35	1
		5/11/2012	2	35	1
		5/15/2012	4	29	1
		5/16/2012	5	23	1
		5/17/2012	5	27	1
		5/22/2012	8	22	1
		5/24/2012	17	40	2
		5/25/2012	9	17	1
		5/27/2012	40	68	4
		5/29/2012	77	28	7
		5/30/2012	173	60	15



W/P - 1-13

Exhibits\Rate Base\KY Service & Billing Ending 063012.xlsx\201203 - 201206 pivot

			Values		
Revenue month	Previous Read date	Current read date	Sum of Service Days	Sum of Billing Days	Count of Service Days2
	5/8/2012	5/31/2012	168	62	14
		6/1/2012	338	125	27
		6/4/2012	168	31	12
		6/5/2012	551	100	38
		6/6/2012	495	150	33
		6/7/2012	233	68	15
		6/8/2012	82,112	25,781	5,132
		6/11/2012	158	20	9
		6/12/2012	14,472	1,618	804
		6/13/2012	315	58	17
		6/14/2012	171	21	9
		6/20/2012	22	1	1
5/9/2012	5/9/2012	5/9/2012	1	63	2
	5/15/2012	5/15/2012	4	30	1
	5/21/2012	5/21/2012	20	63	3
	5/22/2012	5/22/2012	21	69	3
	5/23/2012	5/23/2012	8	21	1
	5/24/2012	5/24/2012	8	21	1
	5/29/2012	5/29/2012	32	22	3
	5/30/2012	5/30/2012	209	111	19
	5/31/2012	5/31/2012	69	27	6
	6/1/2012	6/1/2012	240	101	20
	6/4/2012	6/4/2012	230	40	17
	6/5/2012	6/5/2012	168	27	12
	6/6/2012	6/6/2012	305	105	21
	6/7/2012	6/7/2012	465	157	31
	6/8/2012	6/8/2012	233	74	15
	6/9/2012	6/9/2012	32	6	2
	6/11/2012	6/11/2012	114,376	20,188	6,728
	6/12/2012	6/12/2012	105	12	6
	6/13/2012	6/13/2012	540	57	30
	6/14/2012	6/14/2012	259	52	14
	6/18/2012	6/18/2012	21	2	1
	6/26/2012	6/26/2012	49	6	2
5/10/2012	5/10/2012	5/10/2012	1	39	1
	5/16/2012	5/16/2012	21	180	6
	5/17/2012	5/17/2012	4	29	1
	5/21/2012	5/21/2012	24	100	4
	5/29/2012	5/29/2012	60	50	6
	5/30/2012	5/30/2012	105	91	10
	5/31/2012	5/31/2012	77	31	7
	6/1/2012	6/1/2012	127	53	11
	6/4/2012	6/4/2012	208	59	16
	6/5/2012	6/5/2012	149	28	11
	6/6/2012	6/6/2012	112	28	8
	6/7/2012	6/7/2012	261	77	18
	6/8/2012	6/8/2012	255	81	17
	6/11/2012	6/11/2012	149	24	9
	6/12/2012	6/12/2012	64,260	11,414	3,780
	6/13/2012	6/13/2012	8,103	925	463
	6/14/2012	6/14/2012	252	44	14
	6/15/2012	6/15/2012	93	20	5
	6/18/2012	6/18/2012	80	15	4
	6/19/2012	6/19/2012	41	11	2
	6/20/2012	6/20/2012	42	12	2
	6/22/2012	6/22/2012	22	5	1
5/11/2012	5/11/2012	5/11/2012	2	77	3
	5/14/2012	5/14/2012	2	21	1
	5/17/2012	5/17/2012	4	32	1
	5/29/2012	5/29/2012	67	21	7
	5/30/2012	5/30/2012	50	16	5
	5/31/2012	5/31/2012	210	93	20
	6/1/2012	6/1/2012	176	71	16
	6/4/2012	6/4/2012	150	39	12
	6/5/2012	6/5/2012	195	38	15
	6/6/2012	6/6/2012	432	113	32
	6/7/2012	6/7/2012	378	123	27
	6/8/2012	6/8/2012	232	72	16
	6/11/2012	6/11/2012	320	43	20
	6/12/2012	6/12/2012	149	25	9
	6/13/2012	6/13/2012	80,053	23,655	4,709
	6/14/2012	6/14/2012	6,528	1,492	373
	6/18/2012	6/18/2012	234	34	12
	6/19/2012	6/19/2012	40	11	2
	6/22/2012	6/22/2012	22	5	1
5/12/2012	6/12/2012	6/12/2012	32	5	2
5/14/2012	5/16/2012	5/16/2012	2	34	1
	5/17/2012	5/17/2012	2	33	1
	5/18/2012	5/18/2012	3	32	1
	5/21/2012	5/21/2012	8	58	2
	5/22/2012	5/22/2012	23	140	5
	5/24/2012	5/24/2012	22	104	4
	5/29/2012	5/29/2012	128	145	16
	5/30/2012	5/30/2012	94	103	11
	5/31/2012	5/31/2012	135	97	15
	6/1/2012	6/1/2012	162	75	17
	6/3/2012	6/3/2012	11	16	1
	6/4/2012	6/4/2012	165	59	15
	6/5/2012	6/5/2012	138	31	12
	6/6/2012	6/6/2012	204	62	17
	6/7/2012	6/7/2012	163	65	13
	6/8/2012	6/8/2012	156	63	12
	6/11/2012	6/11/2012	116	18	8
	6/12/2012	6/12/2012	375	67	25
	6/13/2012	6/13/2012	233	66	15
	6/14/2012	6/14/2012	63,840	19,959	3,990
	6/15/2012	6/15/2012	23,744	9,628	1,439

W/P - 1-13

Exhibits\Rate Base\[KY Service & Billing Ending 063012.xlsx]201203 - 201206 pivot

Revenue month	Previous Read date	Current read date	Values		
			Sum of Service Days	Sum of Billing Days	Count of Service Days2
		6/18/2012	8,136	1,778	452
		6/19/2012	833	132	45
		6/20/2012	171	39	9
		6/22/2012	40	12	2
	5/15/2012	5/15/2012	2	84	3
		5/22/2012	24	180	6
		5/24/2012	5	28	1
		5/25/2012	6	26	1
		5/27/2012	7	24	1
		5/29/2012	113	56	15
		5/30/2012	104	53	13
		5/31/2012	128	86	15
		6/1/2012	108	53	12
		6/3/2012	10	17	1
		6/4/2012	74	17	7
		6/5/2012	132	28	12
		6/6/2012	173	45	15
		6/7/2012	156	57	13
		6/8/2012	175	64	14
		6/11/2012	294	84	21
		6/12/2012	305	59	21
		6/13/2012	300	111	20
		6/14/2012	264	90	17
		6/15/2012	26,240	8,301	1,640
		6/18/2012	84,788	14,944	4,845
		6/19/2012	9,000	1,505	500
		6/20/2012	370	60	20
		6/21/2012	190	16	10
		6/22/2012	20	3	1
		6/26/2012	108	15	5
	5/16/2012	5/16/2012	1	19	1
		5/17/2012	1	15	1
		5/20/2012	3	33	1
		5/21/2012	6	64	2
		5/22/2012	7	64	2
		5/23/2012	44	333	11
		5/24/2012	36	232	8
		5/25/2012	20	112	4
		5/29/2012	189	168	27
		5/30/2012	113	105	15
		5/31/2012	176	80	22
		6/1/2012	281	198	33
		6/2/2012	36	63	4
		6/4/2012	340	221	34
		6/5/2012	210	119	20
		6/6/2012	440	253	40
		6/7/2012	242	149	21
		6/8/2012	144	63	12
		6/11/2012	243	63	18
		6/12/2012	252	39	18
		6/13/2012	145	51	10
		6/14/2012	285	81	19
		6/15/2012	806	340	52
		6/18/2012	41,089	9,641	2,417
		6/19/2012	94,885	30,496	5,422
		6/20/2012	1,782	427	99
		6/21/2012	130	22	7
		6/22/2012	304	54	16
		6/25/2012	62	5	3
	5/17/2012	5/17/2012	1	37	2
		5/21/2012	3	35	1
		5/24/2012	16	128	4
		5/25/2012	14	94	3
		5/29/2012	117	54	18
		5/30/2012	56	28	8
		5/31/2012	158	76	21
		6/1/2012	256	190	32
		6/4/2012	190	67	20
		6/5/2012	180	72	18
		6/6/2012	189	66	18
		6/7/2012	110	71	10
		6/8/2012	230	89	20
		6/9/2012	12	17	1
		6/11/2012	234	90	18
		6/12/2012	176	39	13
		6/13/2012	112	43	8
		6/14/2012	319	110	22
		6/15/2012	225	67	15
		6/18/2012	396	76	24
		6/19/2012	1,156	379	68
		6/20/2012	135,538	38,790	7,745
		6/21/2012	108	24	6
		6/22/2012	148	34	8
		6/25/2012	40	5	2
		6/26/2012	164	16	8
	5/18/2012	5/18/2012	1	37	2
		5/29/2012	48	24	8
		5/30/2012	26	17	4
		5/31/2012	49	35	7
		6/1/2012	75	48	10
		6/4/2012	63	20	7
		6/5/2012	67	21	7
		6/6/2012	80	40	8
		6/7/2012	42	20	4
		6/8/2012	33	15	3
		6/11/2012	50	12	4
		6/12/2012	39	8	3

W/P - 1-13

Exhibits\Rate Base\[KY Service & Billing Ending 063012.xlsx]201203 - 201206 pivot

Revenue month	Previous Read date	Current read date	Values		
			Sum of Service Days	Sum of Billing Days	Count of Service Days2
	5/18/2012	6/13/2012	149	52	11
		6/14/2012	112	40	8
		6/15/2012	116	44	8
		6/18/2012	112	25	7
		6/19/2012	116	42	7
		6/20/2012	204	60	12
		6/22/2012	18	4	1
	5/19/2012	6/7/2012	10	5	1
		6/14/2012	14	5	1
	5/20/2012	5/29/2012	10	6	2
		6/18/2012	15	4	1
	5/21/2012	5/21/2012	2	81	4
		5/23/2012	6	120	4
		5/25/2012	3	32	1
		5/29/2012	32	21	7
		5/30/2012	40	31	8
		5/31/2012	61	49	11
		6/1/2012	198	149	33
		6/4/2012	120	65	16
		6/5/2012	72	19	9
		6/6/2012	111	47	13
		6/7/2012	126	91	14
		6/8/2012	114	54	12
		6/11/2012	99	37	9
		6/12/2012	115	25	10
		6/13/2012	120	50	10
		6/14/2012	150	54	12
		6/15/2012	39	16	3
		6/18/2012	261	61	18
		6/19/2012	390	139	26
		6/20/2012	186	51	12
		6/21/2012	70,848	22,147	4,428
		6/22/2012	50	12	3
		6/26/2012	537	35	29
	5/22/2012	5/22/2012	1	29	1
		5/25/2012	2	31	1
		5/29/2012	24	31	6
		5/30/2012	14	9	3
		5/31/2012	80	71	16
		6/1/2012	105	81	19
		6/4/2012	147	67	21
		6/5/2012	90	28	12
		6/6/2012	144	70	18
		6/7/2012	68	36	8
		6/8/2012	126	80	14
		6/11/2012	95	24	9
		6/12/2012	66	13	6
		6/13/2012	138	48	12
		6/14/2012	168	66	14
		6/15/2012	88	30	7
		6/18/2012	406	85	29
		6/19/2012	174	65	12
		6/20/2012	255	85	17
		6/21/2012	171	54	11
		6/22/2012	97,808	30,561	6,113
		6/25/2012	105	13	6
		6/26/2012	54	9	3
		6/27/2012	167	9	9
		6/28/2012	266	14	14
	5/23/2012	5/29/2012	7	6	2
		5/30/2012	8	7	2
		5/31/2012	27	30	6
		6/1/2012	60	59	12
		6/4/2012	39	16	6
		6/5/2012	21	9	3
		6/6/2012	60	40	8
		6/7/2012	48	29	6
		6/8/2012	51	30	6
		6/11/2012	40	11	4
		6/12/2012	42	12	4
		6/13/2012	66	27	6
		6/14/2012	23	10	2
		6/15/2012	36	15	3
		6/18/2012	216	60	16
		6/19/2012	168	48	12
		6/20/2012	73	25	5
		6/21/2012	180	60	12
		6/22/2012	47	15	3
		6/25/2012	17	3	1
		6/27/2012	18	1	1
	5/24/2012	5/24/2012	3	109	5
		5/29/2012	21	21	7
		5/30/2012	42	45	12
		5/31/2012	72	80	18
		6/1/2012	72	77	16
		6/4/2012	66	25	11
		6/5/2012	33	12	5
		6/6/2012	70	44	10
		6/7/2012	23	15	3
		6/8/2012	104	58	13
		6/11/2012	162	35	17
		6/12/2012	110	26	11
		6/13/2012	126	51	12
		6/14/2012	88	48	8
		6/15/2012	35	15	3
		6/16/2012	12	11	1
		6/18/2012	247	60	19

W/P - 1-13

Exhibits\Rate Base\[KY Service & Billing Ending 063012.xlsx]201203 - 201206 pivot

			Values		
Revenue month	Previous Read date	Current read date	Sum of Service Days	Sum of Billing Days	Count of Service Days2
	5/24/2012	6/19/2012	203	64	15
		6/20/2012	140	41	10
		6/21/2012	58	19	4
		6/22/2012	180	56	12
		6/25/2012	87,912	15,979	5,328
		6/26/2012	34	4	2
		6/27/2012	613	58	35
		6/28/2012	18	1	1
	5/25/2012	5/25/2012	2	67	3
		5/29/2012	25	30	10
		5/30/2012	36	85	12
		5/31/2012	67	85	19
		6/1/2012	112	130	28
		6/4/2012	105	51	19
		6/5/2012	84	37	14
		6/6/2012	104	104	16
		6/7/2012	70	45	10
		6/8/2012	83	52	11
		6/11/2012	108	31	12
		6/12/2012	57	14	6
		6/13/2012	40	20	4
		6/14/2012	105	45	10
		6/15/2012	110	54	10
		6/18/2012	313	71	25
		6/19/2012	130	39	10
		6/20/2012	135	45	10
		6/21/2012	56	20	4
		6/22/2012	247	78	17
		6/25/2012	192	31	12
		6/26/2012	103,604	18,894	6,279
		6/27/2012	51	6	3
		6/28/2012	18	1	1
	5/26/2012	6/1/2012	4	5	1
		6/8/2012	7	5	1
		6/12/2012	9	3	1
	5/27/2012	6/8/2012	26	20	4
		6/15/2012	10	5	1
	5/29/2012	5/29/2012	5	114	9
		5/30/2012	4	17	4
		5/31/2012	17	55	11
		6/1/2012	46	99	23
		6/4/2012	35	23	10
		6/5/2012	104	56	26
		6/6/2012	77	52	17
		6/7/2012	65	53	13
		6/8/2012	88	71	16
		6/11/2012	112	35	16
		6/12/2012	75	24	10
		6/13/2012	56	25	7
		6/14/2012	128	70	15
		6/15/2012	108	54	12
		6/18/2012	483	130	46
		6/19/2012	187	58	17
		6/20/2012	357	138	31
		6/21/2012	108	38	9
		6/22/2012	88	29	7
		6/25/2012	308	62	22
		6/26/2012	189	31	13
		6/27/2012	60	6	4
		6/28/2012	16	1	1
	5/30/2012	5/30/2012	1	33	2
		5/31/2012	6	30	6
		6/1/2012	26	85	17
		6/4/2012	51	33	17
		6/5/2012	53	44	15
		6/6/2012	72	67	18
		6/7/2012	27	26	6
		6/8/2012	45	40	9
		6/11/2012	143	55	22
		6/12/2012	77	20	11
		6/13/2012	60	29	8
		6/14/2012	104	57	13
		6/15/2012	77	40	9
		6/18/2012	140	43	14
		6/19/2012	105	36	10
		6/20/2012	77	23	7
		6/21/2012	58	26	5
		6/22/2012	132	48	11
		6/25/2012	176	23	13
		6/26/2012	350	65	25
		6/27/2012	102	11	7
		6/28/2012	30	2	2
	5/31/2012	5/31/2012	2	63	4
		6/1/2012	14	70	14
		6/4/2012	40	48	16
		6/5/2012	54	44	18
		6/6/2012	74	80	21
		6/7/2012	16	18	4
		6/8/2012	77	75	17
		6/11/2012	108	37	18
		6/12/2012	20	7	3
		6/13/2012	63	35	9
		6/14/2012	98	56	13
		6/15/2012	80	49	10
		6/18/2012	181	47	19
		6/19/2012	200	83	20
		6/20/2012	242	100	23

W/P - 1-13

Exhibits\Rate Base\[KY Service & Billing Ending 063012.xlsx]201203 - 201206 pivot

Revenue month	Previous Read date	Current read date	Values				
			Sum of Service Days	Sum of Billing Days	Count of Service Days2		
5/31/2012		6/21/2012	66	29	6		
		6/22/2012	219	97	13		
		6/25/2012	130	23	10		
		6/26/2012	243	43	18		
		6/27/2012	70	8	5		
		6/1/2012		6/1/2012	6	157	11
				6/4/2012	34	50	17
6/5/2012	30			39	12		
6/6/2012	117			133	39		
6/7/2012	84			109	24		
6/8/2012	92			127	23		
6/11/2012	187			84	34		
6/12/2012	42			16	7		
6/13/2012	104			65	16		
6/14/2012	91			72	13		
6/15/2012	218			134	29		
6/18/2012	351			132	39		
6/19/2012	209			113	22		
6/20/2012	240			105	24		
6/2/2012		6/21/2012	126	58	12		
		6/22/2012	253	106	23		
		6/25/2012	150	30	12		
		6/26/2012	234	44	18		
		6/27/2012	108	16	8		
		6/2/2012		6/18/2012	17	8	2
				6/19/2012	9	3	1
				6/20/2012	10	5	1
		6/3/2012		6/14/2012	6	5	1
				6/4/2012	2	42	3
		6/4/2012		6/5/2012	2	6	2
				6/6/2012	21	67	14
				6/7/2012	30	66	15
				6/8/2012	33	59	13
6/11/2012	76			50	19		
6/12/2012	59			29	13		
6/13/2012	50			32	10		
6/14/2012	66			53	12		
6/15/2012	66			52	11		
6/16/2012	7			3	1		
6/18/2012	158			65	21		
6/19/2012	168			115	21		
6/20/2012	128			63	15		
6/21/2012	72			35	8		
6/5/2012		6/22/2012	152	74	16		
		6/23/2012	10	4	1		
		6/25/2012	77	20	7		
		6/26/2012	115	24	10		
		6/27/2012	60	10	5		
		6/28/2012	50	4	4		
		6/5/2012		6/5/2012	2	44	4
				6/6/2012	17	85	17
				6/7/2012	14	44	9
				6/8/2012	32	76	16
				6/11/2012	42	33	12
				6/12/2012	48	28	12
				6/13/2012	68	63	15
				6/14/2012	25	21	5
6/15/2012	72			63	13		
6/18/2012	112			51	16		
6/19/2012	83			42	11		
6/20/2012	112			70	14		
6/21/2012	68			38	8		
6/22/2012	126			66	14		
6/25/2012	95	21	9				
6/26/2012	99	24	9				
6/27/2012	58	10	5				
6/6/2012		6/28/2012	12	1	1		
		6/6/2012	1	22	1		
		6/7/2012	1	5	1		
		6/8/2012	12	41	8		
		6/11/2012	66	46	22		
		6/12/2012	77	55	22		
		6/13/2012	80	82	20		
		6/14/2012	59	70	13		
		6/15/2012	95	93	19		
		6/18/2012	124	58	19		
		6/19/2012	231	142	33		
		6/20/2012	120	61	16		
		6/21/2012	112	65	14		
		6/22/2012	213	114	25		
6/25/2012	120	27	12				
6/26/2012	158	34	15				
6/7/2012		6/27/2012	66	12	6		
		6/7/2012	1	38	2		
		6/8/2012	6	30	6		
		6/11/2012	43	48	17		
		6/12/2012	33	30	11		
		6/13/2012	49	64	14		
		6/14/2012	32	37	8		
		6/15/2012	41	44	9		
		6/18/2012	90	54	15		
		6/19/2012	78	51	12		
		6/20/2012	112	71	16		
		6/21/2012	38	24	5		
		6/22/2012	32	19	4		
		6/25/2012	57	15	6		
6/26/2012	80	33	8				

W/P - 1-13

Exhibits\Rate Base\[KY Service & Billing Ending 063012.xlsx]201203 - 201206 pivot

Revenue month	Previous Read date	Current read date	Values		
			Sum of Service Days	Sum of Billing Days	Count of Service Days2
	6/8/2012	6/8/2012	3	91	6
		6/12/2012	25	23	10
		6/13/2012	51	56	17
		6/14/2012	25	32	7
		6/15/2012	68	86	17
		6/18/2012	83	37	15
		6/19/2012	72	50	12
		6/20/2012	111	67	17
		6/21/2012	42	29	6
		6/22/2012	68	40	9
		6/25/2012	117	33	13
		6/26/2012	76	18	8
		6/27/2012	30	6	3
		6/28/2012	21	2	2
	6/9/2012	6/20/2012	6	5	1
	6/11/2012	6/11/2012	2	37	4
		6/12/2012	4	11	4
		6/13/2012	14	39	9
		6/14/2012	12	27	6
		6/15/2012	30	56	12
		6/18/2012	92	75	23
		6/19/2012	72	63	16
		6/20/2012	115	101	23
		6/21/2012	6	5	1
		6/22/2012	60	42	10
		6/25/2012	113	39	15
		6/26/2012	104	31	13
		6/27/2012	43	10	5
		6/28/2012	9	-	1
	6/12/2012	6/12/2012	3	56	5
		6/13/2012	6	31	6
		6/14/2012	6	21	4
		6/15/2012	24	61	12
		6/18/2012	35	29	10
		6/19/2012	36	42	9
		6/20/2012	41	27	9
		6/21/2012	45	40	9
		6/22/2012	17	14	3
		6/23/2012	18	9	3
		6/25/2012	70	25	10
		6/26/2012	30	12	4
		6/27/2012	16	4	2
	6/13/2012	6/13/2012	1	15	1
		6/14/2012	2	9	2
		6/15/2012	5	22	3
		6/18/2012	21	27	7
		6/19/2012	28	29	8
		6/20/2012	36	29	9
		6/21/2012	18	16	4
		6/22/2012	35	32	7
		6/23/2012	6	3	1
		6/25/2012	72	24	11
		6/26/2012	77	24	11
		6/27/2012	45	7	6
	6/14/2012	6/14/2012	1	7	1
		6/18/2012	18	20	7
		6/19/2012	45	61	15
		6/20/2012	46	59	13
		6/21/2012	28	33	7
		6/22/2012	36	38	8
		6/23/2012	5	3	1
		6/25/2012	60	25	10
		6/26/2012	33	12	5
		6/27/2012	28	7	4
	6/15/2012	6/15/2012	1	10	1
		6/18/2012	10	16	5
		6/19/2012	18	28	7
		6/20/2012	51	77	17
		6/21/2012	4	5	1
		6/22/2012	16	19	4
		6/25/2012	22	10	4
		6/26/2012	36	18	6
		6/27/2012	26	8	4
		6/28/2012	7	1	1
	6/16/2012	6/25/2012	5	3	1
	6/18/2012	6/19/2012	10	54	10
		6/20/2012	17	55	11
		6/21/2012	22	48	11
		6/22/2012	43	77	17
		6/25/2012	56	35	14
		6/26/2012	81	42	18
		6/27/2012	40	16	8
	6/19/2012	6/19/2012	1	16	2
		6/20/2012	7	35	7
		6/21/2012	9	29	6
		6/22/2012	16	23	8
		6/25/2012	28	17	8
		6/26/2012	40	24	10
		6/27/2012	14	6	3
	6/20/2012	6/20/2012	1	12	2
		6/21/2012	7	38	7
		6/22/2012	2	5	1
		6/23/2012	2	3	1
		6/25/2012	51	40	17
		6/26/2012	32	18	9
		6/27/2012	24	12	6
		6/28/2012	5	1	1

W/P - 1-13

Exhibits\Rate Base\[KY Service & Billing Ending 063012.xlsx]201203 - 201206 pivot

			Values		
Revenue month	Previous Read date	Current read date	Sum of Service Days	Sum of Billing Days	Count of Service Days2
	6/21/2012	6/21/2012	1	13	2
		6/22/2012	3	16	3
		6/25/2012	5	6	2
		6/26/2012	12	9	4
		6/27/2012	25	9	7
	6/22/2012	6/22/2012	1	12	2
		6/25/2012	14	21	7
		6/26/2012	25	29	10
		6/27/2012	9	5	3
	6/23/2012	6/27/2012	3	2	1
	6/25/2012	6/26/2012	5	15	5
		6/28/2012	4	2	2
<b>201206 Total</b>			<b>2,065,551</b>	<b>545,523</b>	<b>126,456</b>
<b>Grand Total</b>			<b>7,767,696</b>	<b>2,195,306</b>	<b>503,379</b>

Kentucky American Water  
Test Year Ending 06/30/2012  
Fire Service Lag  
Case No. 2012-00520

Private Fire

Line No.	Bill ID	Revenue Period	Previous Read	Current Read	Billing Date	Service Lag	Billing Lag
1	42519269	201107	5/26/2011	6/28/2011	7/1/2011	17.00	3.00
2	42522809	201107	5/26/2011	6/28/2011	7/1/2011	17.00	3.00
3	42522311	201107	5/26/2011	6/28/2011	7/1/2011	17.00	3.00
4	42521543	201107	5/26/2011	6/28/2011	7/1/2011	17.00	3.00
5	42523488	201107	5/26/2011	6/28/2011	7/1/2011	17.00	3.00
6	42519246	201107	5/26/2011	6/28/2011	7/1/2011	17.00	3.00
7	.	.	.	.	.	.	.
8	47666701	201206	5/25/2012	6/26/2012	6/29/2012	16.50	3.00
9	47668367	201206	5/25/2012	6/26/2012	6/29/2012	16.50	3.00
10	47664795	201206	5/25/2012	6/26/2012	6/29/2012	16.50	3.00
11	47664796	201206	5/25/2012	6/26/2012	6/29/2012	16.50	3.00
12	47666453	201206	5/25/2012	6/26/2012	6/29/2012	16.50	3.00
13	47664797	201206	5/25/2012	6/26/2012	6/29/2012	16.50	3.00
14							
15							
16							
17							
18							
19							
20							
21							
22							
23							
24							
25							
26							
27							
28							
29							
30							
31							
32							
33							
34							
35							
36							
37							
38							

Average Service Lag - Private Fire 15.86

Public Fire

Line No.	Bill ID	Revenue Period	Previous Read	Current Read	Billing Date	Service Lag	Billing Lag
22	42591088	201107	7/1/2011	8/1/2011	7/7/2011	16.00	(25.00)
23	42591746	201107	7/1/2011	8/1/2011	7/7/2011	16.00	(25.00)
24	42589973	201107	7/1/2011	8/1/2011	7/7/2011	16.00	(25.00)
25	42590091	201107	7/1/2011	8/1/2011	7/7/2011	16.00	(25.00)
26	42590092	201107	7/1/2011	8/1/2011	7/7/2011	16.00	(25.00)
27	42587185	201107	7/1/2011	8/1/2011	7/7/2011	16.00	(25.00)
28	.	.	.	.	.	.	.
29	47339697	201206	6/1/2012	7/1/2012	6/6/2012	15.50	(25.00)
30	47339719	201206	6/1/2012	7/1/2012	6/6/2012	15.50	(25.00)
31	47342564	201206	6/1/2012	7/1/2012	6/6/2012	15.50	(25.00)
32	47342791	201206	6/1/2012	7/1/2012	6/6/2012	15.50	(25.00)
33	47342907	201206	6/1/2012	7/1/2012	6/6/2012	15.50	(25.00)
34	47342908	201206	6/1/2012	7/1/2012	6/6/2012	15.50	(25.00)
35							
36							
37							
38							

Average Service Lag - Public Fire 15.67

Average Service Lag - Total Fire 15.86



**Kentucky-American Water Company**  
**Case No. 2012-00520**  
**Forecasted Test Period Ending July 31, 2014**

**Table of Contents - Workpapers for Operating Revenue**

<b><u>Description</u></b>	<b><u>Reference</u></b>
Bill Analysis	W/P - 2-1
Bill Analysis Support	W/P - 2-2
Other Revenues	W/P - 2-3
Tap Fees	W/P - 2-4

Kentucky American Water  
Case No. 2012-00520  
For the 12 Months Ending July 31, 2014  
Bill Analysis Summary

Class	Base Period			Test Year at Present Rates		
	Billings	Sales	Revenue	Billings	Sales	Revenue
Residential	1,328,685	6,188,565	\$ 44,945,535	1,343,513	6,058,213	\$ 44,433,532
Commercial	107,511	3,888,730	21,767,610	107,153	3,806,938	21,387,839
Industrial	645	539,631	2,194,696	648	527,179	2,147,438
Other Public Authority	9,197	1,488,037	6,910,698	9,192	1,353,437	6,325,482
Sale for Resale	290	457,129	1,978,151	286	421,923	1,829,521
Fire						
<b>Total Water</b>	<b>1,446,327</b>	<b>12,562,092</b>	<b>\$ 77,796,690</b>	<b>1,460,793</b>	<b>12,167,690</b>	<b>\$ 76,123,812</b>

Kentucky American Water  
Case No. 2012-00520  
For the 12 Months Ending July 31, 2014  
Bill Analysis Summary  
Residential

Meter Size	Base Period		Test Year at Present Rates	
	Billings	Rate	Billings	Rate
5/8 "	1,305,223	\$ 8.90	1,320,569	\$ 8.90
3/4 "	12	13.35	12	13.35
1 "	22,332	22.25	21,816	22.25
1 1/2 "	168	44.50	168	44.50
2 "	926	71.20	924	71.20
3 "	0	133.50	0	133.50
4 "	0	222.50	0	222.50
6 "	24	445.00	24	445.00
8 "	0	712.00	0	712.00
<b>Meter</b>	<b>1,328,685</b>		<b>1,343,513</b>	
				<b>\$ 12,322,578</b>

Usage	Base Period		Test Year at Present Rates	
	Sales	Rate	Sales	Rate
Block 1	6,184,664	\$ 5.3004	6,058,213	\$ 5.3004
Block 2				
Block 3				
Block 4				
Block 5				
Block 6				
Credits	3,900			
<b>Usage</b>	<b>6,188,565</b>		<b>6,058,213</b>	
				<b>\$ 32,110,954</b>
<b>Total Revenue</b>				<b>\$ 44,433,532</b>

Kentucky American Water  
Case No. 2012-00520  
For the 12 Months Ending July 31, 2014  
Bill Analysis Summary

Commercial

Meter Size	Base Period		Test Year at Present Rates	
	Billings	Rate	Rate	Revenue
5/8 "	54,525	\$ 8.90	\$ 8.90	\$ 484,433
3/4 "	4	13.35	13.35	-
1 "	28,318	22.25	22.25	624,780
1 1/2 "	2,061	44.50	44.50	92,057
2 "	21,825	71.20	71.20	1,552,445
3 "	167	133.50	133.50	20,873
4 "	337	222.50	222.50	74,930
6 "	141	445.00	445.00	64,226
8 "	132	712.00	712.00	94,198
<b>Meter Revenue</b>	<b>107,511</b>		<b>107,153</b>	<b>\$ 3,007,942</b>

Usage	Base Period		Test Year at Present Rates	
	Sales	Rate	Rate	Revenue
Block 1	3,892,708	\$ 4.8280	\$ 4.8280	\$ 18,379,897
Block 2				
Block 3				
Block 4				
Block 5				
Block 6				
Credits	(3,978)			(41,567)
<b>Usage Revenue</b>	<b>3,888,730</b>		<b>3,806,938</b>	<b>\$ 18,379,897</b>
<b>Total Revenue</b>				<b>\$ 21,387,839</b>

Workpaper #: W/P - 2-1  
Excel Reference: Exhibits\Revenue\[Bill Analysis.xlsx]Summary

Kentucky American Water  
Case No. 2012-00520  
For the 12 Months Ending July 31, 2014  
Bill Analysis Summary

Meter Size	Base Period			Test Year at Present Rates		
	Billings	Rate	Revenue	Billings	Rate	Revenue
5/8 "	87	\$ 8.90	\$ 773	84	\$ 8.90	\$ 748
3/4 "	8	13.35	107	12	13.35	160
1 "	24	22.25	534	24	22.25	534
1 1/2 "	24	44.50	1,068	24	44.50	1,068
2 "	278	71.20	19,794	276	71.20	19,651
3 "	0	133.50	-	0	133.50	-
4 "	128	222.50	28,480	132	222.50	29,370
6 "	96	445.00	42,720	96	445.00	42,720
8 "	0	712.00	-	0	712.00	-
<b>Meter Revenue</b>	<b>645</b>		<b>\$ 93,476</b>	<b>648</b>		<b>\$ 94,251</b>
<b>Usage</b>	<b>Sales</b>	<b>Rate</b>	<b>Revenue</b>	<b>Sales</b>	<b>Rate</b>	<b>Revenue</b>
Block 1	539,631	\$ 3.8947	\$ 2,101,685	527,179	\$ 3.8947	\$ 2,053,187
Block 2						
Block 3						
Block 4						
Block 5						
Block 6						
Credits	0		(465)			
<b>Usage Revenue</b>	<b>539,631</b>		<b>\$ 2,101,220</b>	<b>527,179</b>		<b>\$ 2,053,187</b>
<b>Total Revenue</b>			<b>\$ 2,194,696</b>			<b>\$ 2,147,438</b>

Industrial

Kentucky American Water  
Case No. 2012-00520  
For the 12 Months Ending July 31, 2014  
Bill Analysis Summary  
Other Public Authority

Meter Size	Base Period		Test Year at Present Rates	
	Billings	Rate	Billings	Rate
5/8 "	1,676	\$ 8.90	1,668	\$ 8.90
3/4 "	0	13.35	0	13.35
1 "	2,086	22.25	2,076	22.25
1 1/2 "	338	44.50	336	44.50
2 "	4,437	71.20	4,452	71.20
3 "	12	133.50	12	133.50
4 "	491	222.50	492	222.50
6 "	132	445.00	132	445.00
8 "	24	712.00	24	712.00
<b>Meter Revenue</b>	<b>9,197</b>	<b>\$ 579,142</b>	<b>9,192</b>	<b>\$ 579,870</b>

Usage	Base Period		Test Year at Present Rates	
	Sales	Rate	Sales	Rate
Block 1	1,492,076	\$ 4.2452	1,353,437	\$ 4.2452
Block 2				
Block 3				
Block 4				
Block 5				
Block 6				
Credits	(4,039)			
<b>Usage Revenue</b>	<b>1,488,037</b>	<b>\$ 6,331,556</b>	<b>1,353,437</b>	<b>\$ 5,745,612</b>
<b>Total Revenue</b>		<b>\$ 6,910,698</b>		<b>\$ 6,325,482</b>

Kentucky American Water  
Case No. 2012-00520  
For the 12 Months Ending July 31, 2014  
Bill Analysis Summary  
Sale for Resale

Meter Size	Base Period		Test Year at Present Rates	
	Billings	Revenue	Billings	Revenue
5/8 "	0	\$ -	0	\$ 8.90
3/4 "	0	-	0	13.35
1 "	0	-	0	22.25
1 1/2 "	47	2,104	47	44.50
2 "	100	7,100	99	71.20
3 "	0	-	0	133.50
4 "	83	18,579	83	222.50
6 "	59	26,321	58	445.00
8 "	0	-	0	712.00
<b>Meter Revenue</b>	<b>290</b>	<b>\$ 54,104</b>	<b>286</b>	<b>\$ 53,508</b>

Usage	Base Period		Test Year at Present Rates	
	Sales	Revenue	Sales	Revenue
Block 1	457,129	\$ 1,924,205	421,923	\$ 1,776,013
Block 2				
Block 3				
Block 4				
Block 5				
Block 6				
Credits	0	(158)		
<b>Usage Revenue</b>	<b>457,129</b>	<b>\$ 1,924,047</b>	<b>421,923</b>	<b>\$ 1,776,013</b>
<b>Total Revenue</b>		<b>\$ 1,978,151</b>		<b>\$ 1,829,521</b>

Kentucky American Water  
Case No. 2012-00520  
For the 12 Months Ending July 31, 2014  
Bill Analysis Summary

Fire

Fire	Base Period		Test Year at Present Rates	
	Billings	Rate	Billings	Rate
<b>Private Fire Service:</b>				
Hydrant	13,029	\$ 72.52	13,042	\$ 72.52
2"	770	8.11	771	8.11
4"	4,674	32.63	4,679	32.63
6"	10,329	73.40	10,339	73.40
8"	3,188	130.49	3,191	130.49
10"	95	203.94	95	203.94
12"	48	293.75	48	293.75
14"	2	399.89	2	399.89
16"	10	522.19	10	522.19
<b>Total</b>				
		<b>\$ 2,317,111</b>		<b>\$ 2,319,440</b>

**Public Fire Protection:**

Public Fire Hydrants	88,776	\$ 37.84	88,387	\$ 37.84
Hydrant Fee	0	0.00	0	0.00
<b>Total</b>				
		<b>\$ 3,359,282</b>		<b>\$ 3,344,560</b>
Credits		3,096		
<b>Total Revenue</b>		<b>\$ 5,676,393</b>		<b>\$ 5,664,000</b>





W/P - 2-1  
Exhibits \Revenue [Bill Analysis.xlsx] Residential

Kentucky American Water  
Case No. 2012-00520  
For the 12 Months Ending July 31, 2014  
Bill Analysis

Worksheet #:   
Excel Reference

FIXED CHARGES	Period	Base											
		Apr-12	May-12	Jun-12	Jul-12	Aug-12	Sep-12	Oct-12	Nov-12	Dec-12	Jan-13		
<b>Number of Meters</b>		109,517	110,080	110,379	110,633	120,679	94,560	107,735	107,674	107,645	108,534		
Residential	Rate	8.90											
5/8 "		1	1	1	1	1	1	1	1	1	1		
3/4 "		13.35											
1 "		22.25	1,791	1,874	1,914	2,382	1,515	1,893	1,893	1,893	1,818		
1 1/2 "		44.50	14	14	14	16	12	14	14	14	14		
2 "		71.20	77	77	78	78	73	78	78	78	77		
3 "		133.50	0	0	0	0	0	0	0	0	0		
4 "		222.50	0	0	0	0	0	0	0	0	0		
6 "		445.00	2	2	2	2	2	2	2	2	2		
8 "		712.00	0	0	0	0	0	0	0	0	0		
<b>Total Residential Meters</b>		111,334	111,964	112,347	112,642	123,157	96,163	109,723	109,662	109,633	110,446		

Total Usage (000s Gallons)	Rate	Base											
		Apr-12	May-12	Jun-12	Jul-12	Aug-12	Sep-12	Oct-12	Nov-12	Dec-12	Jan-13		
Residential	5.30040	432,617	454,094	622,979	725,468	655,448	530,072	565,379	477,339	442,404	461,681		
Block 1		0	0	0	0	0	0	0	0	0	0		
Block 2		0	0	0	0	0	0	0	0	0	0		
Block 3		0	0	0	0	0	0	0	0	0	0		
Block 4		0	0	0	0	0	0	0	0	0	0		
<b>Residential Usage</b>		432,617	454,094	622,979	725,468	655,448	530,072	565,379	477,339	442,404	461,681		

Kentucky American Water  
Case No. 2012-00520  
For the 12 Months Ending July 31, 2014  
Bill Analysis

Worksheet #:  
Excel Reference

Base	Feb-13	Mar-13	Apr-13	May-13	Jun-13	Jul-13	Aug-13	Sep-13	Oct-13	Nov-13	Dec-13	Jan-14	Feb-14	Mar-14	Apr-14	May-14	Jun-14	Jul-14
108,757	109,031	109,268	109,414	109,419	109,487	109,671	109,692	109,652	109,582	109,538	109,752	109,975	110,249	110,486	110,632	110,637	110,705	
1	1	1	1	1	1	1	1	1	1	1	1	1	1	1	1	1	1	1
1,818	1,818	1,818	1,818	1,818	1,818	1,818	1,818	1,818	1,818	1,818	1,818	1,818	1,818	1,818	1,818	1,818	1,818	1,818
14	14	14	14	14	14	14	14	14	14	14	14	14	14	14	14	14	14	14
77	77	77	77	77	77	77	77	77	77	77	77	77	77	77	77	77	77	77
0	0	0	0	0	0	0	0	0	0	0	0	0	0	0	0	0	0	0
0	0	0	0	0	0	0	0	0	0	0	0	0	0	0	0	0	0	0
2	2	2	2	2	2	2	2	2	2	2	2	2	2	2	2	2	2	2
0	0	0	0	0	0	0	0	0	0	0	0	0	0	0	0	0	0	0
0	0	0	0	0	0	0	0	0	0	0	0	0	0	0	0	0	0	0
110,669	110,943	111,180	111,326	111,331	111,399	111,583	111,604	111,564	111,494	111,450	111,664	111,887	112,161	112,398	112,544	112,549	112,617	

Base	Feb-13	Mar-13	Apr-13	May-13	Jun-13	Jul-13	Aug-13	Sep-13	Oct-13	Nov-13	Dec-13	Jan-14	Feb-14	Mar-14	Apr-14	May-14	Jun-14	Jul-14
405,600	411,585	436,033	447,919	572,224	616,636	598,945	641,911	550,534	478,472	450,608	459,400	403,392	408,699	433,629	445,390	571,292	615,942	
0	0	0	0	0	0	0	0	0	0	0	0	0	0	0	0	0	0	0
0	0	0	0	0	0	0	0	0	0	0	0	0	0	0	0	0	0	0
0	0	0	0	0	0	0	0	0	0	0	0	0	0	0	0	0	0	0
0	0	0	0	0	0	0	0	0	0	0	0	0	0	0	0	0	0	0
405,600	411,585	436,033	447,919	572,224	616,636	598,945	641,911	550,534	478,472	450,608	459,400	403,392	408,699	433,629	445,390	571,292	615,942	

Kentucky American Water  
Case No. 2012-00520  
For the 12 Months Ending July 31, 2014  
Bill Analysis

Revenue Summary	Period	Apr-12	May-12	Jun-12	Jul-12	Aug-12	Sep-12	Oct-12	Nov-12	Dec-12	Jan-13
<b>Number of Meters</b>											
Residential	Rate										
5/8 "	8.90	974,698	979,710	982,371	984,636	1,074,040	841,581	958,839	958,296	958,041	965,956
3/4 "	13.35	13	13	13	13	13	13	13	13	13	13
1 "	22.25	38,339	39,848	41,697	42,578	52,994	33,713	42,119	42,119	42,119	40,451
1 1/2 "	44.50	639	608	623	623	712	543	623	623	623	623
2 "	71.20	5,482	5,487	5,511	5,584	5,537	5,228	5,554	5,554	5,554	5,482
3 "	133.50	0	0	0	0	0	0	0	0	0	0
4 "	222.50	0	0	0	0	0	0	0	0	0	0
6 "	445.00	890	890	890	890	890	890	890	890	890	890
8 "	712.00	0	0	0	0	0	0	0	0	0	0
<b>Total Residential Meters</b>		1,020,063	1,026,557	1,031,105	1,034,324	1,134,187	881,968	1,008,038	1,007,495	1,007,240	1,013,415

Total Usage (000s Gallons)	Apr-12	May-12	Jun-12	Jul-12	Aug-12	Sep-12	Oct-12	Nov-12	Dec-12	Jan-13
Residential										
Block 1	2,293,044	2,406,881	3,302,039	3,845,268	3,474,134	2,809,595	2,996,734	2,530,088	2,344,916	2,447,093
Block 2	0	0	0	0	0	0	0	0	0	0
Block 3	0	0	0	0	0	0	0	0	0	0
Block 4	0	0	0	0	0	0	0	0	0	0
<b>Residential Usage</b>	2,293,044	2,406,881	3,302,039	3,845,268	3,474,134	2,809,595	2,996,734	2,530,088	2,344,916	2,447,093

<b>Total Revenue</b>	3,313,107	3,433,438	4,333,144	4,879,592	4,608,321	3,691,563	4,004,772	3,537,583	3,352,155	3,460,507
<b>Credits</b>										
Bill Analysis Credits	(\$6,863)	(\$461)	(\$6,366)	(\$10,734)	(\$3,527)	(\$7,031)				
Bill Analysis Variance	\$135	\$248	\$328	\$364	\$541	\$76				
Revenue	(\$6,728)	(\$213)	(\$6,038)	(\$10,370)	(\$2,986)	(\$6,955)				
Usage Credits	-424.5	1076	-1004	-2201	4301.93	2151.76				
<b>Total</b>	\$3,306,379	\$3,433,225	\$4,327,106	\$4,869,222	\$4,605,335	\$3,684,608	\$4,004,772	\$3,537,583	\$3,352,155	\$3,460,507
	3,306,244	3,432,977	4,326,778	4,868,859	4,604,794	3,684,532	4,004,772	3,537,583	3,352,155	3,460,507

Workpaper #: W/P - 2-1  
Excel Reference: Exhibits\Revenue\Bill Analysis.xlsx\Residential

Kentucky American Water  
Case No. 2012-00520  
For the 12 Months Ending July 31, 2014  
Bill Analysis

Base	Feb-13	Mar-13	Apr-13	May-13	Jun-13	Jul-13	Aug-13	Sep-13	Oct-13	Nov-13	Dec-13	Jan-14	Feb-14	Mar-14	Apr-14	May-14	Jun-14	Jul-14	Total
967,940	970,379	972,488	972,488	973,788	973,832	974,437	976,075	976,262	975,903	975,283	974,885	976,790	978,775	981,213	983,322	984,622	984,666	985,272	27,564,097
13	13	13	13	13	13	13	13	13	13	13	13	13	13	13	13	13	13	13	374
40,451	40,451	40,451	40,451	40,451	40,451	40,451	40,451	40,451	40,451	40,451	40,451	40,451	40,451	40,451	40,451	40,451	40,451	40,451	1,144,087
623	623	623	623	623	623	623	623	623	623	623	623	623	623	623	623	623	623	623	17,455
5,482	5,482	5,482	5,482	5,482	5,482	5,482	5,482	5,482	5,482	5,482	5,482	5,482	5,482	5,482	5,482	5,482	5,482	5,482	153,657
0	0	0	0	0	0	0	0	0	0	0	0	0	0	0	0	0	0	0	0
0	0	0	0	0	0	0	0	0	0	0	0	0	0	0	0	0	0	0	0
890	890	890	890	890	890	890	890	890	890	890	890	890	890	890	890	890	890	890	24,920
0	0	0	0	0	0	0	0	0	0	0	0	0	0	0	0	0	0	0	0
0	0	0	0	0	0	0	0	0	0	0	0	0	0	0	0	0	0	0	0
0	0	0	0	0	0	0	0	0	0	0	0	0	0	0	0	0	0	0	0
1,015,400	1,017,838	1,019,947	1,021,247	1,021,247	1,021,291	1,021,897	1,023,534	1,023,721	1,023,362	1,022,742	1,022,344	1,024,249	1,026,234	1,028,672	1,030,782	1,032,081	1,032,126	1,032,731	28,604,589

Base	Feb-13	Mar-13	Apr-13	May-13	Jun-13	Jul-13	Aug-13	Sep-13	Oct-13	Nov-13	Dec-13	Jan-14	Feb-14	Mar-14	Apr-14	May-14	Jun-14	Jul-14	Total
2,149,840	2,181,563	2,311,147	2,311,147	2,374,149	3,033,016	3,268,417	3,174,650	3,402,383	2,918,048	2,536,093	2,388,400	2,435,005	2,138,139	2,166,270	2,298,406	2,360,744	3,028,078	3,264,737	75,878,879
0	0	0	0	0	0	0	0	0	0	0	0	0	0	0	0	0	0	0	0
0	0	0	0	0	0	0	0	0	0	0	0	0	0	0	0	0	0	0	0
0	0	0	0	0	0	0	0	0	0	0	0	0	0	0	0	0	0	0	0
0	0	0	0	0	0	0	0	0	0	0	0	0	0	0	0	0	0	0	0
2,149,840	2,181,563	2,311,147	2,374,149	3,033,016	3,268,417	3,268,417	3,174,650	3,402,383	2,918,048	2,536,093	2,388,400	2,435,005	2,138,139	2,166,270	2,298,406	2,360,744	3,028,078	3,264,737	75,878,879

3,165,239	3,199,401	3,331,095	3,395,396	4,054,307	4,290,314	4,198,184	4,426,104	3,941,410	3,558,835	3,410,745	3,459,254	3,164,372	3,194,942	3,329,187	3,392,825	4,060,204	4,297,468	104,483,468	
																			(34,982)
																			3,900

\$3,165,239 \$3,199,401  
3,165,239 3,199,401



Kentucky American Water  
Case No. 2012-00520  
For the 12 Months Ending July 31, 2014  
Bill Analysis

Base	Jan-13	Feb-13	Mar-13	Apr-13	May-13	Jun-13	Jul-13	Aug-13	Sep-13	Oct-13	Nov-13	Dec-13	Jan-14	Feb-14	Mar-14	Apr-14	May-14	Jun-14	Jul-14
4,499	4,481	4,486	4,518	4,540	4,563	4,564	4,569	4,555	4,540	4,520	4,503	4,485	4,491	4,523	4,545	4,568	4,567		
0	0	0	0	0	0	0	0	0	0	0	0	0	0	0	0	0	0	0	0
2,340	2,340	2,340	2,340	2,340	2,340	2,340	2,340	2,340	2,340	2,340	2,340	2,340	2,340	2,340	2,340	2,340	2,340	2,340	2,340
1,817	1,817	1,817	1,817	1,817	1,817	1,817	1,817	1,817	1,817	1,817	1,817	1,817	1,817	1,817	1,817	1,817	1,817	1,817	1,817
13	13	13	13	13	13	13	13	13	13	13	13	13	13	13	13	13	13	13	13
28	28	28	28	28	28	28	28	28	28	28	28	28	28	28	28	28	28	28	28
12	12	12	12	12	12	12	12	12	12	12	12	12	12	12	12	12	12	12	12
11	11	11	11	11	11	11	11	11	11	11	11	11	11	11	11	11	11	11	11
0	0	0	0	0	0	0	0	0	0	0	0	0	0	0	0	0	0	0	0
0	0	0	0	0	0	0	0	0	0	0	0	0	0	0	0	0	0	0	0
8,892	8,874	8,880	8,912	8,934	8,956	8,957	8,962	8,949	8,934	8,914	8,897	8,879	8,885	8,916	8,939	8,961	8,961	8,961	8,961

Base	Jan-13	Feb-13	Mar-13	Apr-13	May-13	Jun-13	Jul-13	Aug-13	Sep-13	Oct-13	Nov-13	Dec-13	Jan-14	Feb-14	Mar-14	Apr-14	May-14	Jun-14	Jul-14
282,586	256,318	258,531	277,244	286,960	349,113	381,356	391,136	414,251	357,065	315,602	276,974	276,974	276,712	251,025	252,652	271,549	281,059	343,425	375,489
0	0	0	0	0	0	0	0	0	0	0	0	0	0	0	0	0	0	0	0
0	0	0	0	0	0	0	0	0	0	0	0	0	0	0	0	0	0	0	0
0	0	0	0	0	0	0	0	0	0	0	0	0	0	0	0	0	0	0	0
0	0	0	0	0	0	0	0	0	0	0	0	0	0	0	0	0	0	0	0
282,586	256,318	258,531	277,244	286,960	349,113	381,356	391,136	414,251	357,065	315,602	276,974	276,974	276,712	251,025	252,652	271,549	281,059	343,425	375,489

Worksheet #: Exhibits \Revenue \Bill Analysis.xlsx [Commercial] W/P - 2-1  
Excel Reference

Kentucky American Water  
Case No. 2012-00520  
For the 12 Months Ending July 31, 2014  
Bill Analysis

Revenue Summary	Period	Base	Base	Base	Base	Base	Base	Base	Base	Base	Base	Base	Base
Number of Meters		Apr-12	May-12	Jun-12	Jul-12	Aug-12	Sep-12	Oct-12	Nov-12	Dec-12			
Commercial	Rate												
5/8 "	8.90	40,574	40,687	40,859	41,453	46,163	35,540	40,052	40,052	40,052			
3/4 "	13.35	13	0	0	0	0	0	13	13	13			
1 "	22.25	52,068	52,509	53,103	53,048	58,672	47,238	52,414	52,414	52,414			
1 1/2 "	44.50	7,654	7,730	7,712	7,722	9,069	6,355	7,488	7,488	7,488			
2 "	71.20	130,045	129,413	130,319	130,678	143,088	118,607	127,884	127,884	127,884			
3 "	133.50	1,469	1,602	1,869	2,065	1,918	1,816	2,127	2,127	2,127			
4 "	222.50	6,713	5,838	6,230	6,230	6,252	5,785	6,424	6,424	6,424			
6 "	445.00	4,895	5,340	5,785	5,549	5,238	5,340	4,874	4,874	4,874			
8 "	712.00	7,832	7,832	7,832	7,832	7,832	7,832	7,798	7,798	7,798			
		0	0	0	0	0	0	0	0	0			
		0	0	0	0	0	0	0	0	0			
Total Commercial Meters		251,262	250,950	253,709	254,578	278,232	228,512	249,073	249,073	249,073			

Total Usage (000s Gallons)	Apr-12	May-12	Jun-12	Jul-12	Aug-12	Sep-12	Oct-12	Nov-12	Dec-12
Commercial									
Block 1	1,342,815	1,447,162	1,792,040	2,077,424	2,118,933	1,867,904	1,687,824	1,399,829	1,210,047
Block 2	0	0	0	0	0	0	0	0	0
Block 3	0	0	0	0	0	0	0	0	0
Block 4	0	0	0	0	0	0	0	0	0
Commercial Usage	1,342,815	1,447,162	1,792,040	2,077,424	2,118,933	1,867,904	1,687,824	1,399,829	1,210,047

Total Revenue	1,594,078	1,698,112	2,045,750	2,332,002	2,397,165	2,096,416	1,936,897	1,648,902	1,459,119
<b>Credits</b>									
Bill Analysis Credits	(\$6,531)	(\$17,827)	\$20,224	\$1,166	(\$25,770)	(\$12,790)			
Revenue Variance	\$188	\$2,779	(\$2,923)	\$21	(\$56)	(\$48)			
Usage Credits	3474.12	978.2	-1054.92	-2587	-4402.98	-384.99			
	\$1,587,735	\$1,683,063	\$2,063,051	\$2,333,188	\$2,371,340	\$2,083,579	\$1,936,897	\$1,648,902	\$1,459,119
	1,587,547	1,680,285	2,065,974	2,333,167	2,371,395	2,083,626	1,936,897	1,648,902	1,459,119



Kentucky American Water  
 Case No. 2012-00520  
 For the 12 Months Ending July 31, 2014  
 Bill Analysis

Base	Jan-13	Feb-13	Base	Mar-13	Apr-13	May-13	Jun-13	Jul-13	Aug-13	Sep-13	Oct-13	Nov-13	Dec-13	Jan-14	Feb-14	Mar-14	Apr-14	May-14	Jun-14	Test Year	Jul-14
40,038	39,878	39,928	0	40,210	40,409	40,611	40,608	40,617	40,661	40,542	40,409	40,231	40,080	39,919	39,970	40,252	40,450	40,652	40,649	0	0
52,065	52,065	52,065	52,065	52,065	52,065	52,065	52,065	52,065	52,065	52,065	52,065	52,065	52,065	52,065	52,065	52,065	52,065	52,065	52,065	52,065	52,065
7,671	7,671	7,671	7,671	7,671	7,671	7,671	7,671	7,671	7,671	7,671	7,671	7,671	7,671	7,671	7,671	7,671	7,671	7,671	7,671	7,671	7,671
129,370	129,370	129,370	129,370	129,370	129,370	129,370	129,370	129,370	129,370	129,370	129,370	129,370	129,370	129,370	129,370	129,370	129,370	129,370	129,370	129,370	129,370
1,739	1,739	1,739	1,739	1,739	1,739	1,739	1,739	1,739	1,739	1,739	1,739	1,739	1,739	1,739	1,739	1,739	1,739	1,739	1,739	1,739	1,739
6,244	6,244	6,244	6,244	6,244	6,244	6,244	6,244	6,244	6,244	6,244	6,244	6,244	6,244	6,244	6,244	6,244	6,244	6,244	6,244	6,244	6,244
5,352	5,352	5,352	5,352	5,352	5,352	5,352	5,352	5,352	5,352	5,352	5,352	5,352	5,352	5,352	5,352	5,352	5,352	5,352	5,352	5,352	5,352
7,850	7,850	7,850	7,850	7,850	7,850	7,850	7,850	7,850	7,850	7,850	7,850	7,850	7,850	7,850	7,850	7,850	7,850	7,850	7,850	7,850	7,850
0	0	0	0	0	0	0	0	0	0	0	0	0	0	0	0	0	0	0	0	0	0
250,331	250,170	250,221	0	250,503	250,701	250,903	250,900	250,909	250,954	250,835	250,701	250,523	250,372	250,212	250,262	250,544	250,743	250,945	250,942	0	0

Base	Jan-13	Feb-13	Mar-13	Apr-13	May-13	Jun-13	Jul-13	Aug-13	Sep-13	Oct-13	Nov-13	Dec-13	Jan-14	Feb-14	Mar-14	Apr-14	May-14	Jun-14	Test Year	Jul-14
1,364,324	1,237,505	1,248,185	1,338,535	1,385,441	1,685,519	1,841,187	1,888,405	2,000,005	1,723,908	1,523,725	1,337,232	1,335,965	1,211,948	1,219,806	1,311,036	1,356,951	1,658,055	1,812,862	0	0
0	0	0	0	0	0	0	0	0	0	0	0	0	0	0	0	0	0	0	0	0
0	0	0	0	0	0	0	0	0	0	0	0	0	0	0	0	0	0	0	0	0
0	0	0	0	0	0	0	0	0	0	0	0	0	0	0	0	0	0	0	0	0
1,364,324	1,237,505	1,248,185	1,338,535	1,385,441	1,685,519	1,841,187	1,888,405	2,000,005	1,723,908	1,523,725	1,337,232	1,335,965	1,211,948	1,219,806	1,311,036	1,356,951	1,658,055	1,812,862	0	0
1,614,655	1,487,675	1,498,406	1,589,038	1,636,143	1,936,422	2,092,088	2,139,315	2,250,958	1,974,743	1,774,426	1,587,756	1,586,337	1,462,160	1,470,068	1,561,580	1,607,694	1,909,000	2,063,804	0	0

(41,528)

(3,978)

\$1,487,675  
 \$1,498,406

Workpaper #: W/P - 2-1  
Excel Reference Exhibits\Revenue\[Bill Analysis.xlsx]Industrial

Kentucky American Water  
Case No. 2012-00520  
For the 12 Months Ending July 31, 2014  
Bill Analysis

FIXED CHARGES	Period	Base	Apr-12	Base	May-12	Base	Jun-12	Base	Jul-12	Base	Aug-12	Base	Sep-12	Base	Oct-12	Base	Nov-12	Base	Dec-12	Base	Jan-13	Base	Feb-13	
Number of Meters			7	1	2	2	23	0	10	8	0	0	0	0	0	0	0	0	0	0	0	0	0	
Industrial	Rate		8.90	13.35	22.25	44.50	71.20	133.50	222.50	445.00	712.00													
	5/8 "		7	1	2	23	0	10	8	0	0	0	0	0	0	0	0	0	0	0	0	0	0	
	3/4 "		1	2	2	23	0	10	8	0	0	0	0	0	0	0	0	0	0	0	0	0	0	
	1 "		2	2	2	23	0	10	8	0	0	0	0	0	0	0	0	0	0	0	0	0	0	
	1 1/2 "		2	2	2	23	0	10	8	0	0	0	0	0	0	0	0	0	0	0	0	0	0	
	2 "		23	23	23	23	23	23	23	23	23	23	23	23	23	23	23	23	23	23	23	23	23	
	3 "		0	0	0	0	0	0	0	0	0	0	0	0	0	0	0	0	0	0	0	0	0	
	4 "		10	11	11	11	11	11	11	11	11	11	11	11	10	10	10	10	10	10	10	10	11	
	6 "		8	7	7	7	7	7	7	7	7	7	7	7	8	8	8	8	8	8	8	8	8	
	8 "		0	0	0	0	0	0	0	0	0	0	0	0	0	0	0	0	0	0	0	0	0	
Total Industrial Meters			52	54	47	61	55	55	53	53	53	53	53	53	53	53	53	53	53	53	54	54	54	

Total Usage (000s Gallons)	Rate	Apr-12	May-12	Jun-12	Jul-12	Aug-12	Sep-12	Oct-12	Nov-12	Dec-12	Jan-13	Feb-13
Industrial		44,777	42,251	48,716	56,117	55,729	61,499	43,652	36,929	34,866	38,601	38,683
Block 1	3.89467	0	0	0	0	0	0	0	0	0	0	0
Block 2		0	0	0	0	0	0	0	0	0	0	0
Block 3		0	0	0	0	0	0	0	0	0	0	0
Block 4		0	0	0	0	0	0	0	0	0	0	0
Industrial Usage		44,777	42,251	48,716	56,117	55,729	61,499	43,652	36,929	34,866	38,601	38,683

Kentucky American Water  
Case No. 2012-00520  
For the 12 Months Ending July 31, 2014  
Bill Analysis

Worksheet #:  
Excel Reference

Base	Mar-13	Apr-13	May-13	Jun-13	Jul-13	Aug-13	Sep-13	Oct-13	Nov-13	Dec-13	Jan-14	Feb-14	Mar-14	Apr-14	May-14	Jun-14	Jul-14	
7	7	7	7	7	7	7	7	7	7	7	7	7	7	7	7	7	7	7
1	1	1	1	1	1	1	1	1	1	1	1	1	1	1	1	1	1	1
2	2	2	2	2	2	2	2	2	2	2	2	2	2	2	2	2	2	2
23	23	23	23	23	23	23	23	23	23	23	23	23	23	23	23	23	23	23
0	0	0	0	0	0	0	0	0	0	0	0	0	0	0	0	0	0	0
11	11	11	11	11	11	11	11	11	11	11	11	11	11	11	11	11	11	11
8	8	8	8	8	8	8	8	8	8	8	8	8	8	8	8	8	8	8
0	0	0	0	0	0	0	0	0	0	0	0	0	0	0	0	0	0	0
0	0	0	0	0	0	0	0	0	0	0	0	0	0	0	0	0	0	0
54	54	54	54	54	54	54	54	54	54	54	54	54	54	54	54	54	54	54

Mar-13	Apr-13	May-13	Jun-13	Jul-13	Aug-13	Sep-13	Oct-13	Nov-13	Dec-13	Jan-14	Feb-14	Mar-14	Apr-14	May-14	Jun-14	Jul-14
37,810	42,766	42,025	43,547	53,200	51,803	51,752	48,017	40,622	38,353	38,601	38,683	37,810	42,766	42,025	43,547	53,200
0	0	0	0	0	0	0	0	0	0	0	0	0	0	0	0	0
0	0	0	0	0	0	0	0	0	0	0	0	0	0	0	0	0
0	0	0	0	0	0	0	0	0	0	0	0	0	0	0	0	0
0	0	0	0	0	0	0	0	0	0	0	0	0	0	0	0	0
0	0	0	0	0	0	0	0	0	0	0	0	0	0	0	0	0
37,810	42,766	42,025	43,547	53,200	51,803	51,752	48,017	40,622	38,353	38,601	38,683	37,810	42,766	42,025	43,547	53,200



Kentucky American Water  
 Case No. 2012-00520  
 For the 12 Months Ending July 31, 2014  
 Bill Analysis

Base	Mar-13	Apr-13	May-13	Jun-13	Jul-13	Aug-13	Sep-13	Oct-13	Nov-13	Dec-13	Jan-14	Feb-14	Mar-14	Apr-14	May-14	Jun-14	Jul-14	
62	62	62	62	62	62	62	62	62	62	62	62	62	62	62	62	62	62	62
13	13	13	13	13	13	13	13	13	13	13	13	13	13	13	13	13	13	13
45	45	45	45	45	45	45	45	45	45	45	45	45	45	45	45	45	45	45
89	89	89	89	89	89	89	89	89	89	89	89	89	89	89	89	89	89	89
1,638	1,638	1,638	1,638	1,638	1,638	1,638	1,638	1,638	1,638	1,638	1,638	1,638	1,638	1,638	1,638	1,638	1,638	1,638
0	0	0	0	0	0	0	0	0	0	0	0	0	0	0	0	0	0	0
2,448	2,448	2,448	2,448	2,448	2,448	2,448	2,448	2,448	2,448	2,448	2,448	2,448	2,448	2,448	2,448	2,448	2,448	2,448
3,560	3,560	3,560	3,560	3,560	3,560	3,560	3,560	3,560	3,560	3,560	3,560	3,560	3,560	3,560	3,560	3,560	3,560	3,560
0	0	0	0	0	0	0	0	0	0	0	0	0	0	0	0	0	0	0
0	0	0	0	0	0	0	0	0	0	0	0	0	0	0	0	0	0	0
0	0	0	0	0	0	0	0	0	0	0	0	0	0	0	0	0	0	0
7,854	7,854	7,854	7,854	7,854	7,854	7,854	7,854	7,854	7,854	7,854	7,854	7,854	7,854	7,854	7,854	7,854	7,854	7,854

Base	Mar-13	Apr-13	May-13	Jun-13	Jul-13	Aug-13	Sep-13	Oct-13	Nov-13	Dec-13	Jan-14	Feb-14	Mar-14	Apr-14	May-14	Jun-14	Jul-14	
147,258	166,559	163,673	169,599	207,196	207,196	201,756	201,556	187,011	158,211	149,371	150,338	150,659	147,258	166,559	163,673	169,599	207,196	
0	0	0	0	0	0	0	0	0	0	0	0	0	0	0	0	0	0	0
0	0	0	0	0	0	0	0	0	0	0	0	0	0	0	0	0	0	0
0	0	0	0	0	0	0	0	0	0	0	0	0	0	0	0	0	0	0
147,258	166,559	163,673	169,599	207,196	207,196	201,756	201,556	187,011	158,211	149,371	150,338	150,659	147,258	166,559	163,673	169,599	207,196	
155,112	174,413	171,528	177,454	215,050	215,050	209,610	209,410	194,866	166,065	157,225	158,192	158,513	155,112	174,413	171,528	177,454	215,050	

\$155,112  
 \$155,112

(464)

0

Kentucky American Water  
 Case No. 2012-00520  
 For the 12 Months Ending July 31, 2014  
 Bill Analysis

FIXED CHARGES	Period	Base												
		Apr-12	May-12	Jun-12	Jul-12	Aug-12	Sep-12	Oct-12	Nov-12	Dec-12	Jan-13	Feb-13	Mar-13	
<b>Number of Meters</b>		139	139	138	137	164	117	142	142	142	142	139	139	139
Other Public Authority	Rate	8.90												
5/8 "		0	0	0	0	0	0	0	0	0	0	0	0	0
3/4 "		173	173	175	174	198	152	174	174	174	174	173	173	173
1 "		28	28	27	28	29	28	29	29	29	28	28	28	28
1.1/2 "		372	370	371	372	398	346	365	365	365	371	371	371	371
2 "		1	1	1	1	1	1	1	1	1	1	1	1	1
3 "		40	36	46	41	42	42	41	41	41	41	41	41	41
4 "		11	11	11	11	12	11	11	11	11	11	11	11	11
6 "		2	2	2	2	2	2	2	2	2	2	2	2	2
8 "		0	0	0	0	0	0	0	0	0	0	0	0	0
<b>Total Other Public Authority Meters</b>		764	760	771	766	845	699	765	765	765	766	766	766	766

Total Usage (000s Gallons)	Rate	Base											
		Apr-12	May-12	Jun-12	Jul-12	Aug-12	Sep-12	Oct-12	Nov-12	Dec-12	Jan-13	Feb-13	Mar-13
Other Public Authority		96,927	103,588	146,693	169,056	173,250	189,266	150,507	114,440	93,212	88,100	83,025	84,013
Block 1	4.24520	0	0	0	0	0	0	0	0	0	0	0	0
Block 2		0	0	0	0	0	0	0	0	0	0	0	0
Block 3		0	0	0	0	0	0	0	0	0	0	0	0
Block 4		0	0	0	0	0	0	0	0	0	0	0	0
<b>Total Other Public Authority Usage</b>		96,927	103,588	146,693	169,056	173,250	189,266	150,507	114,440	93,212	88,100	83,025	84,013

Kentucky American Water  
Case No. 2012-00520  
For the 12 Months Ending July 31, 2014  
Bill Analysis

Worksheet #:  
Excel Reference

	Apr-13	May-13	Jun-13	Jul-13	Aug-13	Sep-13	Oct-13	Nov-13	Dec-13	Jan-14	Feb-14	Mar-14	Apr-14	May-14	Jun-14	Jul-14
139	139	139	139	139	139	139	139	139	139	139	139	139	139	139	139	139
0	0	0	0	0	0	0	0	0	0	0	0	0	0	0	0	0
173	173	173	173	173	173	173	173	173	173	173	173	173	173	173	173	173
28	28	28	28	28	28	28	28	28	28	28	28	28	28	28	28	28
371	371	371	371	371	371	371	371	371	371	371	371	371	371	371	371	371
1	1	1	1	1	1	1	1	1	1	1	1	1	1	1	1	1
41	41	41	41	41	41	41	41	41	41	41	41	41	41	41	41	41
11	11	11	11	11	11	11	11	11	11	11	11	11	11	11	11	11
2	2	2	2	2	2	2	2	2	2	2	2	2	2	2	2	2
0	0	0	0	0	0	0	0	0	0	0	0	0	0	0	0	0
0	0	0	0	0	0	0	0	0	0	0	0	0	0	0	0	0
766	766	766	766	766	766	766	766	766	766	766	766	766	766	766	766	766

	Apr-13	May-13	Jun-13	Jul-13	Aug-13	Sep-13	Oct-13	Nov-13	Dec-13	Jan-14	Feb-14	Mar-14	Apr-14	May-14	Jun-14	Jul-14
89,918	101,544	117,723	135,991	151,050	173,293	142,265	114,263	87,683	85,844	80,987	81,757	87,734	99,288	115,540	133,735	
0	0	0	0	0	0	0	0	0	0	0	0	0	0	0	0	
0	0	0	0	0	0	0	0	0	0	0	0	0	0	0	0	
0	0	0	0	0	0	0	0	0	0	0	0	0	0	0	0	
0	0	0	0	0	0	0	0	0	0	0	0	0	0	0	0	
0	0	0	0	0	0	0	0	0	0	0	0	0	0	0	0	
89,918	101,544	117,723	135,991	151,050	173,293	142,265	114,263	87,683	85,844	80,987	81,757	87,734	99,288	115,540	133,735	

Kentucky American Water  
Case No. 2012-00520  
For the 12 Months Ending July 31, 2014  
Bill Analysis

Worksheet #:  
Excel Reference

Revenue Summary	Period	Base	Apr-12	May-12	Jun-12	Jul-12	Aug-12	Sep-12	Oct-12	Nov-12	Dec-12	Jan-13	Feb-13	Mar-13
<b>Number of Meters</b>		Base	Base	Base	Base	Base	Base	Base	Base	Base	Base	Base	Base	Base
Other Public Authority	Rate													
5/8 "	8.90	1,233	1,237	1,228	1,222	1,457	1,040	1,264	1,264	1,264	1,264	1,237	1,237	1,237
3/4 "	13.35	0	0	0	0	0	0	0	0	0	0	0	0	0
1 "	22.25	3,849	3,849	3,894	3,867	4,400	3,392	3,872	3,872	3,872	3,872	3,849	3,849	3,849
1 1/2 "	44.50	1,224	1,246	1,202	1,256	1,278	1,228	1,291	1,291	1,291	1,291	1,246	1,246	1,246
2 "	71.20	26,465	26,342	26,413	26,484	28,325	24,668	25,988	25,988	25,988	25,988	26,415	26,415	26,415
3 "	133.50	134	134	134	134	134	164	134	134	134	134	134	134	134
4 "	222.50	8,833	7,959	10,162	9,047	9,309	9,307	9,123	9,123	9,123	9,123	9,123	9,123	9,123
6 "	445.00	4,673	4,895	4,895	4,984	5,238	4,730	4,895	4,895	4,895	4,895	4,895	4,895	4,895
8 "	712.00	1,424	1,424	1,424	1,424	1,424	1,424	1,424	1,424	1,424	1,424	1,424	1,424	1,424
Total Other Public Authority Meters		47,834	47,086	49,351	48,418	51,566	45,954	47,989	47,989	47,989	47,989	48,323	48,323	48,323

Total Usage (000s Gallons)	Apr-12	May-12	Jun-12	Jul-12	Aug-12	Sep-12	Oct-12	Nov-12	Dec-12	Jan-13	Feb-13	Mar-13
Other Public Authority	Rate											
Block 1	4.24520	411,475	439,751	622,739	717,677	735,481	803,473	638,932	395,702	374,003	352,456	356,652
Block 2		0	0	0	0	0	0	0	0	0	0	0
Block 3		0	0	0	0	0	0	0	0	0	0	0
Block 4		0	0	0	0	0	0	0	0	0	0	0
Other Public Authority Usage		411,475	439,751	622,739	717,677	735,481	803,473	638,932	395,702	374,003	352,456	356,652
Total Revenue		459,308	486,836	672,090	766,094	787,047	849,427	686,921	443,691	422,326	400,778	404,975
<b>Credits</b>												
Bill Analysis Credits		(\$5,264)	\$2,560	\$946	(\$258)	(\$2,471)	(\$37)					
Bill Analysis Variance		(\$0)	(\$1)	\$1,917	(\$7)	\$6	\$3					
Revenue		(\$5,264)	\$2,559	\$2,863	(\$266)	(\$2,465)	(\$33)					
Usage Credits		-4074.75	603	297	-81	-776	-7					
		\$454,044	\$489,395	\$674,953	\$765,828	\$784,582	\$849,394	\$686,921	\$443,691	\$422,326	\$400,778	\$404,975
		\$454,044	\$489,396	\$673,035	\$765,836	\$784,576	\$849,391	\$686,921	\$443,691	\$422,326	\$400,778	\$404,975





Kentucky American Water  
Case No. 2012-00520  
For the 12 Months Ending July 31, 2014  
Bill Analysis

FIXED CHARGES	Period	Base																
		Apr-12	May-12	Jun-12	Jul-12	Aug-12	Sep-12	Oct-12	Nov-12	Dec-12	Jan-13	Feb-13	Mar-13					
Number of Meters	Rate	0	0	0	0	0	0	0	0	0	0	0	0	0	0	0	0	0
Sale for Resale	Rate	0	0	0	0	0	0	0	0	0	0	0	0	0	0	0	0	0
5/8 "	8.90	0	0	0	0	0	0	0	0	0	0	0	0	0	0	0	0	0
3/4 "	13.35	0	0	0	0	0	0	0	0	0	0	0	0	0	0	0	0	0
1 "	22.25	0	0	0	0	0	0	0	0	0	0	0	0	0	0	0	0	0
1 1/2 "	44.50	4	4	4	5	3	4	4	4	4	4	4	4	4	4	4	4	4
2 "	71.20	8	8	8	9	7	11	8	8	8	8	8	8	8	8	8	8	8
3 "	133.50	0	0	0	0	0	0	0	0	0	0	0	0	0	0	0	0	0
4 "	222.50	7	7	7	8	6	7	7	7	7	7	7	7	7	7	7	7	7
6 "	445.00	5	5	5	6	4	5	5	5	5	5	5	5	5	5	5	5	5
8 "	712.00	0	0	0	0	0	0	0	0	0	0	0	0	0	0	0	0	0
Total Sale for Resale Meters		24	24	24	27	20	27	24	24	24	24	24	24	24	24	24	24	24

Total Usage (000s Gallons)	Rate	Base											
		Apr-12	May-12	Jun-12	Jul-12	Aug-12	Sep-12	Oct-12	Nov-12	Dec-12	Jan-13	Feb-13	Mar-13
Sale for Resale	Rate	26,986	31,382	46,218	39,683	68,254	52,232	37,783	31,449	32,423	30,839	30,809	29,071
Block 1	4.20933												
Block 2													
Block 3													
Block 4													
Total Sale for Resale Usage		26,986	31,382	46,218	39,683	68,254	52,232	37,783	31,449	32,423	30,839	30,809	29,071



Kentucky American Water  
Case No. 2012-00520  
For the 12 Months Ending July 31, 2014  
Bill Analysis

Revenue Summary	Period	Base	Apr-12	May-12	Jun-12	Jul-12	Aug-12	Sep-12	Oct-12	Nov-12	Dec-12	Jan-13	Feb-13	Mar-13
<b>Number of Meters</b>														
Sale for Resale	Rate													
5/8 "	0.00%	8.90	0	0	0	0	0	0	0	0	0	0	0	0
3/4 "	0.00%	13.35	0	0	0	0	0	0	0	0	0	0	0	0
1 "	0.00%	22.25	0	0	0	0	0	0	0	0	0	0	0	0
1 1/2 "	3.89%	44.50	178	178	178	212	139	178	173	173	173	173	173	173
2 "	13.12%	71.20	570	570	570	617	515	748	585	585	585	585	585	585
3 "	0.00%	133.50	0	0	0	0	0	0	0	0	0	0	0	0
4 "	34.34%	222.50	1,558	1,558	1,558	1,796	1,299	1,624	1,531	1,531	1,531	1,531	1,531	1,531
6 "	48.65%	445.00	2,225	2,225	2,225	2,568	1,838	2,225	2,169	2,169	2,169	2,169	2,169	2,169
8 "	0.00%	712.00	0	0	0	0	0	0	0	0	0	0	0	0
Total Sale for Resale Meters			4,530	4,530	4,530	5,193	3,792	4,775	4,459	4,459	4,459	4,459	4,459	4,459

Total Usage (000s Gallons)	Apr-12	May-12	Jun-12	Jul-12	Aug-12	Sep-12	Oct-12	Nov-12	Dec-12	Jan-13	Feb-13	Mar-13
Sale for Resale												
Block 1	113,592	132,095	194,547	167,040	287,303	219,863	159,042	132,378	136,480	129,810	129,685	122,371
Block 2	0	0	0	0	0	0	0	0	0	0	0	0
Block 3	0	0	0	0	0	0	0	0	0	0	0	0
Block 4	0	0	0	0	0	0	0	0	0	0	0	0
Sale for Resale Usage												
Total Revenue	118,122	136,625	199,077	172,233	291,095	224,638	163,501	136,837	140,939	134,269	134,144	126,830
<b>Credits</b>												
Bill Analysis Credits	\$0	\$0	\$0	\$0	\$0	\$0	\$0	\$0	\$0	\$0	\$0	\$0
Bill Analysis Variance	\$0	\$0	\$0	(\$2)	(\$0)	(\$156)						
Revenue	\$0	\$0	\$0	(\$2)	\$0	(\$156)						
Usage Credits	0	0	0	0	0	0	0	0	0	0	0	0
Total	\$118,122	\$136,625	\$199,077	\$172,231	\$291,095	\$224,482	\$163,501	\$136,837	\$140,939	\$134,269	\$134,144	\$126,830
	\$118,122	\$136,625	\$199,077	\$172,233	\$291,095	\$224,638	\$163,501	\$136,837	\$140,939	\$134,269	\$134,144	\$126,830

















W/P - 2-1  
Exhibits\Revenue\[Bill Analysis.xlsx]Misc

Kentucky American Water  
Case No. 2012-00520  
For the 12 Months Ending July 31, 2014  
Bill Analysis

Revenue Summary	Period	Base	Apr-12	Base	May-12	Base	Jun-12	Base	Jul-12	Base	Aug-12	Base	Sep-12	Base	Oct-12	Base	Nov-12	Base	Dec-12	Base	Jan-13	Base	Feb-13	Base	Mar-13	
<b>Number of Meters</b>																										
Miscellaneous	Rate																									
5/8 "	8.90		0	0	0	0	0	0	0	0	0	0	0	0	0	0	0	0	0	0	0	0	0	0	0	0
3/4 "	13.35		0	0	0	0	0	0	0	0	0	0	0	0	0	0	0	0	0	0	0	0	0	0	0	0
1 "	22.25		0	0	0	0	0	0	0	0	0	0	0	0	0	0	0	0	0	0	0	0	0	0	0	0
1 1/2 "	44.50		0	0	0	0	0	0	0	0	0	0	0	0	0	0	0	0	0	0	0	0	0	0	0	0
2 "	71.20		0	0	0	0	0	0	0	0	0	0	0	0	0	0	0	0	0	0	0	0	0	0	0	0
3 "	133.50		0	0	0	0	0	0	0	0	0	0	0	0	0	0	0	0	0	0	0	0	0	0	0	0
4 "	222.50		0	0	0	0	0	0	0	0	0	0	0	0	0	0	0	0	0	0	0	0	0	0	0	0
6 "	445.00		0	0	0	0	0	0	0	0	0	0	0	0	0	0	0	0	0	0	0	0	0	0	0	0
8 "	712.00		0	0	0	0	0	0	0	0	0	0	0	0	0	0	0	0	0	0	0	0	0	0	0	0
Total Industrial Meters			0	0	0	0	0	0	0	0	0	0	0	0	0	0	0	0	0	0	0	0	0	0	0	0

Total Usage (000s Gallons)	Apr-12	May-12	Jun-12	Jul-12	Aug-12	Sep-12	Oct-12	Nov-12	Dec-12	Jan-13	Feb-13	Mar-13
Miscellaneous												
Block 1	0	0	0	0	0	0	0	0	0	0	0	0
Block 2	0	0	0	0	0	0	0	0	0	0	0	0
Block 3	0	0	0	0	0	0	0	0	0	0	0	0
Block 4	0	0	0	0	0	0	0	0	0	0	0	0
Industrial Usage												
Total Revenue	0	0	0	0	0	0	0	0	0	0	0	0
<b>Credits</b>												
Bill Analysis Credits	\$288	\$867	\$4,668	\$6,095	\$4,494	\$4,842						
Bill Analysis Variance	(\$14)	\$14	\$0	\$0	\$0	\$0						
Revenue	\$274	\$881	\$4,668	\$6,095	\$4,494	\$4,842						
Usage Credits	0	114	1,028	(6,276)	1,308	532						
	\$274	\$881	\$4,668	\$6,095	\$4,494	\$4,842	\$0	\$0	\$0	\$0	\$0	\$0
	\$288	\$867	\$4,668	\$6,095	\$4,494	\$4,842	\$0	\$0	\$0	\$0	\$0	\$0



Kentucky American Water  
Case No. 2012-00520  
W/P - 2.1 Bill Analysis  
Exhibit/Revenue/[Bill Analysis.xlsx]base period data

Ledger	Line #	Line Description	Account	Account Description	NARUC	NARUC Description	Alternate Account - Key	Water / WW	Profit Center	Profit Center Name
Budget	1	Water revenues	40111000	Res Sales Billed	C4611	Metered Sales-Res	40111000/1012/B4611	Water	1201	KY-Corporate
Leading	1	Water revenues	40111000	Res Sales Billed	C4611	Metered Sales-Res	40111000/1012/B4611	Water	1230	KY-North
Leading	1	Water revenues	40111000	Res Sales Billed	C4611	Metered Sales-Res	40111000/1012/B4611	Water	1202	KY-Central
Budget	1	Water revenues	40111000	Res Sales Billed	C4611	Metered Sales-Res	40111000/1012/B4611	Water	1202	KY-Central

Bill Analysis

Variance

Ledger	Line #	Line Description	Account	Account Description	NARUC	NARUC Description	Alternate Account - Key	Water / WW	Profit Center	Profit Center Name
Leading	1	Water revenues	40121000	Com Sales Billed	C4612	Metered Sales-Com	40121000/1012/B4612	Water	1230	KY-North
Budget	1	Water revenues	40121000	Com Sales Billed	C4612	Metered Sales-Com	40121000/1012/B4612	Water	1201	KY-Corporate
Leading	1	Water revenues	40121000	Com Sales Billed	C4612	Metered Sales-Com	40121000/1012/B4612	Water	1202	KY-Central
Budget	1	Water revenues	40121000	Com Sales Billed	C4612	Metered Sales-Com	40121000/1012/B4612	Water	1202	KY-Central

Ledger	Line #	Line Description	Account	Account Description	NARUC	NARUC Description	Alternate Account - Key	Water / WW	Profit Center	Profit Center Name
Leading	1	Water revenues	40131000	Ind Sales Billed	C4613	Metered Sales-Ind	40131000/1012/B4613	Water	1230	KY-North
Leading	1	Water revenues	40131000	Ind Sales Billed	C4613	Metered Sales-Ind	40131000/1012/B4613	Water	1202	KY-Central
Budget	1	Water revenues	40131000	Ind Sales Billed	C4613	Metered Sales-Ind	40131000/1012/B4613	Water	1201	KY-Corporate
Budget	1	Water revenues	40131000	Ind Sales Billed	C4613	Metered Sales-Ind	40131000/1012/B4613	Water	1202	KY-Central

Ledger	Line #	Line Description	Account	Account Description	NARUC	NARUC Description	Alternate Account - Key	Water / WW	Profit Center	Profit Center Name
Leading	1	Water revenues	40141000	Publ Fire Billed	C4621	Public Fire Revenues	40141000/1012/B4621	Water	1202	KY-Central
Leading	1	Water revenues	40141000	Publ Fire Billed	C4621	Public Fire Revenues	40141000/1012/B4621	Water	1201	KY-Corporate
Budget	1	Water revenues	40141000	Publ Fire Billed	C4621	Public Fire Revenues	40141000/1012/B4621	Water	1201	KY-Corporate

Ledger	Line #	Line Description	Account	Account Description	NARUC	NARUC Description	Alternate Account - Key	Water / WW	Profit Center	Profit Center Name
Leading	1	Water revenues	40150000	Priv Fire Billed	C4622	Private Fire Revenue	40150000/1012/B4622	Water	1202	KY-Central
Budget	1	Water revenues	40150000	Priv Fire Billed	C4622	Private Fire Revenue	40150000/1012/B4622	Water	1202	KY-Central
Budget	1	Water revenues	40150000	Priv Fire Billed	C4622	Private Fire Revenue	40150000/1012/B4622	Water	1201	KY-Corporate

Ledger	Line #	Line Description	Account	Account Description	NARUC	NARUC Description	Alternate Account - Key	Water / WW	Profit Center	Profit Center Name
Leading	1	Water revenues	40151000	Publ Auth Billed	C4614	Metered Sales-OPA	40151000/1012/B4614	Water	1230	KY-North
Leading	1	Water revenues	40151000	Publ Auth Billed	C4614	Metered Sales-OPA	40151000/1012/B4614	Water	1202	KY-Central



Kentucky American Water  
Case No. 2012-00520  
W/P - 2.1 Bill Analysis  
Exhibit/Revenue/[Bill Analysis.xlsx]base period data

Budget	1	Water revenues	40151000	Publ Auth Billed	C4614	Metered Sales-OPA	Water	1202 KY-Central	
Budget	1	Water revenues	40151000	Publ Auth Billed	C4614	Metered Sales-OPA	Water	1201 KY-Corporate	
Ledger	Line #	Line Description	Account	Account Description	NARUC	NARUC Description	Water / WW	Profit Center	Profit Center Name
Leading	1	Water revenues	40152000	Publ Auth Unbilled	C4614	Metered Sales-OPA	Water	1202 KY-Central	
Budget	1	Water revenues	40152000	Publ Auth Unbilled	C4614	Metered Sales-OPA	Water	1202 KY-Central	
Leading	1	Water revenues	40152000	Publ Auth Unbilled	C4614	Metered Sales-OPA	Water	1201 KY-Corporate	
Budget	1	Water revenues	40152000	Publ Auth Unbilled	C4614	Metered Sales-OPA	Water	1201 KY-Corporate	

Ledger	Line #	Line Description	Account	Account Description	NARUC	NARUC Description	Water / WW	Profit Center	Profit Center Name
Leading	1	Water revenues	40161000	Sls/Rsle Billed	C466	Sales for Resale	Water	1230 KY-North	
Budget	1	Water revenues	40161000	Sls/Rsle Billed	C466	Sales for Resale	Water	1202 KY-Central	
Leading	1	Water revenues	40161000	Sls/Rsle Billed	C466	Sales for Resale	Water	1202 KY-Central	
Budget	1	Water revenues	40161000	Sls/Rsle Billed	C466	Sales for Resale	Water	1201 KY-Corporate	

Ledger	Line #	Line Description	Account	Account Description	NARUC	NARUC Description	Water / WW	Profit Center	Profit Center Name
Leading	1	Water revenues	40161050	Sls/Rsle Billed I/C	C467	Interdept Sales	Water	1230 KY-North	

Ledger	Line #	Line Description	Account	Account Description	NARUC	NARUC Description	Water / WW	Profit Center	Profit Center Name
Leading	1	Water revenues	40162000	SalesforRsle Unbilld	C466	Sales for Resale	Water	1202 KY-Central	
Budget	1	Water revenues	40162000	SalesforRsle Unbilld	C466	Sales for Resale	Water	1202 KY-Central	
Leading	1	Water revenues	40162000	SalesforRsle Unbilld	C466	Sales for Resale	Water	1201 KY-Corporate	

Ledger	Line #	Line Description	Account	Account Description	NARUC	NARUC Description	Water / WW	Profit Center	Profit Center Name
Leading	1	Water revenues	40171000	Misc Sales Billed	C474	Other Water Revenues	Water	1230 KY-North	
Leading	1	Water revenues	40171000	Misc Sales Billed	C474	Other Water Revenues	Water	1202 KY-Central	
Leading	1	Water revenues	40171000	Misc Sales Billed	C474	Other Water Revenues	Water	1201 KY-Corporate	

Ledger	Line #	Line Description	Account	Account Description	NARUC	NARUC Description	Water / WW	Profit Center	Profit Center Name
Budget	1	Water revenues	40189900	Other Water Revenue	C474	Other Water Revenues	Water	1202 KY-Central	
Leading	1	Water revenues	40189900	Other Water Revenue	C474	Other Water Revenues	Water	1201 KY-Corporate	
Budget	1	Water revenues	40189900	Other Water Revenue	C474	Other Water Revenues	Water	1201 KY-Corporate	























Kentucky American Water Company  
Case No. 2012-00520  
W/P - 2.2 Bill Analysis Support  
Exhibits\Revenue\Support\2012  
Revenue Template - Pass  
3.XLS\Kentucky  
Witness Responsible: Linda Bridwell

**Expand**

Increase to Fixed Rate (Growth on Previous Month)		Jan-12	Feb-12	Mar-12	Apr-12	May-12	Jun-12	Jul-12	Aug-12	Sep-12	Oct-12	Nov-12	Dec-12
Residential		0.0	0.0	0.0	0.0	0.0	0.0	0.0	0.0	0.0	0.0	0.0	0.0
Commercial		0.0	0.0	0.0	0.0	0.0	0.0	0.0	0.0	0.0	0.0	0.0	0.0
Industrial		0.0	0.0	0.0	0.0	0.0	0.0	0.0	0.0	0.0	0.0	0.0	0.0
Municipal		0.0	0.0	0.0	0.0	0.0	0.0	0.0	0.0	0.0	0.0	0.0	0.0
<b>Total Residential Fixed Charges</b>		0.0	0.0	0.0	0.0	0.0	0.0	0.0	0.0	0.0	0.0	0.0	0.0
<b>Total Commercial Fixed Charges</b>		0.0	0.0	0.0	0.0	0.0	0.0	0.0	0.0	0.0	0.0	0.0	0.0
<b>Total Industrial Fixed Charges</b>		0.0	0.0	0.0	0.0	0.0	0.0	0.0	0.0	0.0	0.0	0.0	0.0
<b>Total Municipal Fixed Charges</b>		0.0	0.0	0.0	0.0	0.0	0.0	0.0	0.0	0.0	0.0	0.0	0.0
Sale for Resale		0.0	0.0	0.0	0.0	0.0	0.0	0.0	0.0	0.0	0.0	0.0	0.0
Private Fire		0.0	0.0	0.0	0.0	0.0	0.0	0.0	0.0	0.0	0.0	0.0	0.0
Public Fire		0.0	0.0	0.0	0.0	0.0	0.0	0.0	0.0	0.0	0.0	0.0	0.0
Flat Rate		0.0	0.0	0.0	0.0	0.0	0.0	0.0	0.0	0.0	0.0	0.0	0.0
Miscellaneous		0.0	0.0	0.0	0.0	0.0	0.0	0.0	0.0	0.0	0.0	0.0	0.0
<b>Total Fixed Charges</b>		0.0	0.0	0.0	0.0	0.0	0.0	0.0	0.0	0.0	0.0	0.0	0.0

Total Rate Case Increased Revenue (\$000)		Jan-12	Feb-12	Mar-12	Apr-12	May-12	Jun-12	Jul-12	Aug-12	Sep-12	Oct-12	Nov-12	Dec-12
Residential		0.0	0.0	0.0	0.0	0.0	0.0	0.0	0.0	0.0	0.0	0.0	0.0
Commercial		0.0	0.0	0.0	0.0	0.0	0.0	0.0	0.0	0.0	0.0	0.0	0.0
Industrial		0.0	0.0	0.0	0.0	0.0	0.0	0.0	0.0	0.0	0.0	0.0	0.0
Municipal		0.0	0.0	0.0	0.0	0.0	0.0	0.0	0.0	0.0	0.0	0.0	0.0
Sale for Resale		0.0	0.0	0.0	0.0	0.0	0.0	0.0	0.0	0.0	0.0	0.0	0.0
Private Fire		0.0	0.0	0.0	0.0	0.0	0.0	0.0	0.0	0.0	0.0	0.0	0.0
Public Fire		0.0	0.0	0.0	0.0	0.0	0.0	0.0	0.0	0.0	0.0	0.0	0.0
Flat Rate		0.0	0.0	0.0	0.0	0.0	0.0	0.0	0.0	0.0	0.0	0.0	0.0
Miscellaneous		0.0	0.0	0.0	0.0	0.0	0.0	0.0	0.0	0.0	0.0	0.0	0.0
<b>Other Revenue (P04)</b>		0.0	0.0	0.0	0.0	0.0	0.0	0.0	0.0	0.0	0.0	0.0	0.0
<b>Total</b>		0.0	0.0	0.0	0.0	0.0	0.0	0.0	0.0	0.0	0.0	0.0	0.0

Total Water Revenue (\$000)		Jan-12	Feb-12	Mar-12	Apr-12	May-12	Jun-12	Jul-12	Aug-12	Sep-12	Oct-12	Nov-12	Dec-12
Residential		3,566.2	3,327.4	3,306.8	3,508.4	3,530.7	3,908.2	4,256.9	4,310.7	4,202.5	4,004.8	3,537.6	3,352.2
Commercial		1,621.5	1,535.5	1,451.2	1,647.7	1,703.4	1,816.1	2,027.2	2,067.8	1,942.5	1,936.9	1,648.9	1,459.1
Industrial		144.5	149.5	141.5	159.0	156.4	161.8	196.0	191.0	190.9	177.6	151.5	143.4
Municipal		448.9	419.7	430.0	466.7	496.9	534.6	672.7	706.1	795.2	686.9	533.8	443.7
Sale for Resale		129.8	129.7	122.4	135.5	164.9	169.1	169.8	186.6	161.6	163.5	136.8	140.9
Private Fire		190.0	190.0	190.0	190.0	190.0	190.0	190.0	190.0	190.0	190.0	190.0	190.0
Public Fire		280.0	280.0	280.0	280.0	280.0	280.0	280.0	280.0	280.0	280.0	280.0	280.0
Flat Rate		0.0	0.0	0.0	0.0	0.0	0.0	0.0	0.0	0.0	0.0	0.0	0.0
Miscellaneous		0.0	0.0	0.0	0.0	0.0	0.0	0.0	0.0	0.0	0.0	0.0	0.0
<b>Other Revenue (P04)</b>		0.0	0.0	0.0	0.0	0.0	0.0	0.0	0.0	0.0	0.0	0.0	0.0
<b>Total</b>		6,380.7	6,031.8	5,921.9	6,247.4	6,522.4	7,059.8	7,792.7	7,932.2	7,762.7	7,439.7	6,478.6	6,009.3















Kentucky American Water Company  
Case No. 2012-00520  
W/P - 2.2 Bill Analysis Support  
Exhibits\Revenue\Support\2012  
Revenue Template - Pass  
3.XLS\Kentucky  
Witness Responsible: Linda Bridwell

**Expand**

Group A - Quarterly Customers	Jan-12	Feb-12	Mar-12	Apr-12	May-12	Jun-12	Jul-12	Aug-12	Sep-12	Oct-12	Nov-12	Dec-12
1 - Residential	0.0%											
2 - Commercial	0.0%											
3 - Industrial	0.0%											
4 - Other Public Authority	0.0%											
5 - Other Water Utility	0.0%											
6 - Private Fire Service	0.0%											
7 - Miscellaneous	0.0%											
8 - Public Fire Service	0.0%											
9 - Private Fire Service Metered	0.0%											

Group B - Quarterly Customers	Jan-12	Feb-12	Mar-12	Apr-12	May-12	Jun-12	Jul-12	Aug-12	Sep-12	Oct-12	Nov-12	Dec-12
1 - Residential	0.0%											
2 - Commercial	0.0%											
3 - Industrial	0.0%											
4 - Other Public Authority	0.0%											
5 - Other Water Utility	0.0%											
6 - Private Fire Service	0.0%											
7 - Miscellaneous	0.0%											
8 - Public Fire Service	0.0%											
9 - Private Fire Service Metered	0.0%											

Group C - Quarterly Customers	Jan-12	Feb-12	Mar-12	Apr-12	May-12	Jun-12	Jul-12	Aug-12	Sep-12	Oct-12	Nov-12	Dec-12
1 - Residential	0.0%											
2 - Commercial	0.0%											
3 - Industrial	0.0%											
4 - Other Public Authority	0.0%											
5 - Other Water Utility	0.0%											
6 - Private Fire Service	0.0%											
7 - Miscellaneous	0.0%											
8 - Public Fire Service	0.0%											
9 - Private Fire Service Metered	0.0%											

All Customers Average Usage per Day (000s Gallons)	Jan-12	Feb-12	Mar-12	Apr-12	May-12	Jun-12	Jul-12	Aug-12	Sep-12	Oct-12	Nov-12	Dec-12
1 - Residential	15,618.73	15,138.28	14,029.62	14,871.20	15,370.63	18,255.96	19,785.36	20,099.11	20,089.05	18,238.03	15,911.31	14,271.08
2 - Commercial	9,169.70	9,188.22	8,031.97	9,656.49	9,716.92	10,818.69	11,880.77	12,151.50	11,691.77	11,277.12	9,664.66	8,984.87
3 - Industrial	1,131.99	1,255.96	1,108.80	1,295.93	1,232.40	1,319.59	1,560.11	1,519.15	1,568.24	1,408.13	1,230.98	1,124.71
4 - Other Public Authority	3,946.38	3,019.00	2,902.59	3,287.97	3,411.16	3,821.23	4,747.10	5,000.82	5,867.30	4,855.06	3,814.67	3,006.83
5 - Other Water Utility	960.61	1,025.84	903.60	1,037.90	1,229.71	1,304.03	1,267.00	1,395.74	1,244.06	1,218.81	1,048.29	1,045.91
6 - Private Fire Service												
7 - Miscellaneous												
8 - Public Fire Service												
9 - Private Fire Service Metered												

Unbilled Usage (000s)	Jan-12	Feb-12	Mar-12	Apr-12	May-12	Jun-12	Jul-12	Aug-12	Sep-12	Oct-12	Nov-12	Dec-12
0 1 - Residential	273,328	264,920	245,518	260,246	268,986	319,479	346,244	351,734	351,558	319,165	278,448	249,744
0 2 - Commercial	160,470	160,794	140,359	168,989	170,046	189,327	207,913	212,651	204,606	197,350	169,132	141,485
0 3 - Industrial	19,810	21,979	19,404	22,679	21,567	23,093	27,302	26,585	27,444	24,642	21,542	19,682
0 4 - Other Public Authority	53,312	52,832	50,795	57,539	59,695	66,872	83,074	87,514	102,678	84,964	66,757	52,619



Kentucky American Water Company

Case No. 2012-00520

**Expand**

W/P - 2.2 Bill Analysis Support  
Exhibits\Revenue\Support\2012  
Revenue Template - Pass

3.XLS\Kentucky

Witness Responsible: Linda Bridwell

	Dec-11	Jan-12	Feb-12	Mar-12	Apr-12	May-12	Jun-12	Jul-12	Aug-12	Sep-12	Oct-12	Nov-12	Dec-12
0 1 - Residential	-	273,328	264,920	245,518	260,246	268,986	319,479	346,244	351,734	351,558	319,165	278,448	249,744
0 2 - Commercial	-	160,470	160,794	140,559	168,989	170,046	189,527	207,913	212,651	204,606	197,350	169,132	141,485
0 3 - Industrial	-	19,810	19,404	19,404	22,679	21,567	23,093	27,302	26,585	27,444	24,642	21,542	19,682
0 4 - Other Public Authority	-	53,312	52,832	50,795	57,539	59,695	66,872	83,074	87,514	102,678	84,964	66,757	52,619
0 5 - Other Water Utility	-	16,811	17,952	15,813	18,163	21,520	22,821	22,173	24,425	21,771	21,329	18,345	18,303
0 6 - Private Fire Service	-	-	-	-	-	-	-	-	-	-	-	-	-
0 7 - Miscellaneous	-	-	-	-	-	-	-	-	-	-	-	-	-
0 8 - Public Fire Service	-	-	-	-	-	-	-	-	-	-	-	-	-
0 9 - Private Fire Service Metered	-	-	-	-	-	-	-	-	-	-	-	-	-
<b>Total Unbilled Usage (000s Gallons)</b>		<b>523,730</b>	<b>518,478</b>	<b>472,090</b>	<b>527,616</b>	<b>541,814</b>	<b>621,591</b>	<b>686,706</b>	<b>702,911</b>	<b>708,057</b>	<b>647,450</b>	<b>554,223</b>	<b>481,835</b>

	Dec-11	Jan-12	Feb-12	Mar-12	Apr-12	May-12	Jun-12	Jul-12	Aug-12	Sep-12	Oct-12	Nov-12	Dec-12
Unbilled accrual													
0 1 - Residential		273,328	(8,408)	(19,402)	14,728	8,740	50,493	26,765	5,491	(176)	(32,393)	(40,718)	(28,704)
0 2 - Commercial		160,470	324	(20,234)	28,429	1,057	19,281	18,586	4,738	(8,045)	(7,256)	(28,218)	(27,646)
0 3 - Industrial		19,810	2,169	(2,575)	3,275	(1,112)	1,526	4,209	(717)	859	(2,802)	(3,100)	(1,860)
0 4 - Other Public Authority		53,312	(479)	(2,037)	6,744	2,156	7,176	16,203	4,440	15,163	(17,714)	(18,207)	(14,137)
0 5 - Other Water Utility		16,811	1,142	(2,139)	2,350	3,357	1,501	(648)	2,253	(2,654)	(442)	(2,984)	(42)
0 6 - Private Fire Service		-	-	-	-	-	-	-	-	-	-	-	-
0 7 - Miscellaneous		-	-	-	-	-	-	-	-	-	-	-	-
0 8 - Public Fire Service		-	-	-	-	-	-	-	-	-	-	-	-
0 9 - Private Fire Service Metered		-	-	-	-	-	-	-	-	-	-	-	-
<b>Total Unbilled Usage (000s Gallons)</b>		<b>523,730</b>	<b>(5,252)</b>	<b>(46,388)</b>	<b>55,526</b>	<b>14,198</b>	<b>79,777</b>	<b>65,115</b>	<b>16,205</b>	<b>5,147</b>	<b>(60,607)</b>	<b>(93,227)</b>	<b>(72,389)</b>

	Jan-12	Feb-12	Mar-12	Apr-12	May-12	Jun-12	Jul-12	Aug-12	Sep-12	Oct-12	Nov-12	Dec-12
0 1 - Residential	210,853	447,418	454,320	431,408	467,750	497,185	586,582	617,582	602,848	597,772	518,057	471,107
0 2 - Commercial	123,791	266,134	269,225	261,266	300,167	303,280	349,717	371,959	358,798	356,847	318,158	278,277
0 3 - Industrial	15,282	34,253	36,948	35,603	39,316	38,062	44,154	47,811	46,188	46,454	40,030	36,726
0 4 - Other Public Authority	41,126	88,030	92,017	91,895	103,590	107,461	130,957	150,585	160,856	168,221	132,647	107,349
0 5 - Other Water Utility	12,968	28,608	30,151	28,787	34,764	37,820	39,925	41,015	39,976	38,225	34,433	32,465
0 6 - Private Fire Service	-	-	-	-	-	-	-	-	-	-	-	-
0 7 - Miscellaneous	-	-	-	-	-	-	-	-	-	-	-	-
0 8 - Public Fire Service	-	-	-	-	-	-	-	-	-	-	-	-
0 9 - Private Fire Service Metered	-	-	-	-	-	-	-	-	-	-	-	-
<b>Total Billed Usage (000s Gallons)</b>	<b>404,020</b>	<b>864,443</b>	<b>882,661</b>	<b>848,959</b>	<b>945,587</b>	<b>985,808</b>	<b>1,151,336</b>	<b>1,228,951</b>	<b>1,208,666</b>	<b>1,207,519</b>	<b>1,043,324</b>	<b>925,924</b>

Kentucky American Water Company  
Case No. 2012-00520  
W/P - 2.2 Bill Analysis Support  
Exhibits \Revenue\Support\2012  
Revenue Template - Pass  
3.XLS\Kentucky  
Witness Responsible: Linda Bridwell

**VOLUMETRIC REVENUES**

Number of Customers	Jan-13	Feb-13	Mar-13	Apr-13	May-13	Jun-13	Jul-13	Aug-13	Sep-13	Oct-13	Nov-13	Dec-13	Jan-14	Feb-14
Residential	110,192	110,263	110,386	110,621	110,783	110,798	110,876	111,119	111,118	111,109	111,048	111,019	111,072	111,143
Commercial	8,746	8,746	8,746	8,746	8,746	8,746	8,746	8,746	8,746	8,746	8,746	8,746	8,746	8,746
Industrial	21	21	21	21	21	21	21	21	21	21	21	21	21	21
Municipal	531	531	531	531	531	531	531	531	531	531	531	531	531	531
Sale for Resale	12	12	12	12	12	12	12	12	12	12	12	12	12	12
Private Fire	2,128	2,128	2,128	2,128	2,128	2,128	2,128	2,128	2,128	2,128	2,128	2,128	2,128	2,128
Public Fire	0	0	0	0	0	0	0	0	0	0	0	0	0	0
Flat Rate	0	0	0	0	0	0	0	0	0	0	0	0	0	0
Miscellaneous	0	0	0	0	0	0	0	0	0	0	0	0	0	0
<b>Total No. of Customers</b>	<b>121,630</b>	<b>121,701</b>	<b>121,824</b>	<b>122,059</b>	<b>122,221</b>	<b>122,236</b>	<b>122,314</b>	<b>122,557</b>	<b>122,556</b>	<b>122,547</b>	<b>122,486</b>	<b>122,457</b>	<b>122,510</b>	<b>122,581</b>

Increase in Customers	Jan-13	Feb-13	Mar-13	Apr-13	May-13	Jun-13	Jul-13	Aug-13	Sep-13	Oct-13	Nov-13	Dec-13	Jan-14	Feb-14
Residential	53	71	123	235	162	15	78	243	(1)	(9)	(61)	(29)	53	71
Commercial	0	0	0	0	0	0	0	0	0	0	0	0	0	0
Industrial	0	0	0	0	0	0	0	0	0	0	0	0	0	0
Municipal	0	0	0	0	0	0	0	0	0	0	0	0	0	0
Sale for Resale	0	0	0	0	0	0	0	0	0	0	0	0	0	0
Private Fire	0	0	0	0	0	0	0	0	0	0	0	0	0	0
Public Fire	0	0	0	0	0	0	0	0	0	0	0	0	0	0
Flat Rate	0	0	0	0	0	0	0	0	0	0	0	0	0	0
Miscellaneous	0	0	0	0	0	0	0	0	0	0	0	0	0	0
<b>Total Increase in Customers</b>	<b>53</b>	<b>71</b>	<b>123</b>	<b>235</b>	<b>162</b>	<b>15</b>	<b>78</b>	<b>243</b>	<b>(1)</b>	<b>(9)</b>	<b>(61)</b>	<b>(29)</b>	<b>53</b>	<b>71</b>

Growth from Dec 31 of Previous Year	Jan-13	Feb-13	Mar-13	Apr-13	May-13	Jun-13	Jul-13	Aug-13	Sep-13	Oct-13	Nov-13	Dec-13	Jan-14	Feb-14
Residential	0.0%	0.1%	0.2%	0.4%	0.6%	0.6%	0.7%	0.9%	0.9%	0.9%	0.8%	0.8%	0.9%	0.1%
Commercial	0.0%	0.0%	0.0%	0.0%	0.0%	0.0%	0.0%	0.0%	0.0%	0.0%	0.0%	0.0%	0.0%	0.0%
Industrial	0.0%	0.0%	0.0%	0.0%	0.0%	0.0%	0.0%	0.0%	0.0%	0.0%	0.0%	0.0%	0.0%	0.0%
Municipal	0.0%	0.0%	0.0%	0.0%	0.0%	0.0%	0.0%	0.0%	0.0%	0.0%	0.0%	0.0%	0.0%	0.0%
Sale for Resale	0.0%	0.0%	0.0%	0.0%	0.0%	0.0%	0.0%	0.0%	0.0%	0.0%	0.0%	0.0%	0.0%	0.0%
Private Fire	0.0%	0.0%	0.0%	0.0%	0.0%	0.0%	0.0%	0.0%	0.0%	0.0%	0.0%	0.0%	0.0%	0.0%
Public Fire	0.0%	0.0%	0.0%	0.0%	0.0%	0.0%	0.0%	0.0%	0.0%	0.0%	0.0%	0.0%	0.0%	0.0%
Flat Rate	0.0%	0.0%	0.0%	0.0%	0.0%	0.0%	0.0%	0.0%	0.0%	0.0%	0.0%	0.0%	0.0%	0.0%
Miscellaneous	0.0%	0.0%	0.0%	0.0%	0.0%	0.0%	0.0%	0.0%	0.0%	0.0%	0.0%	0.0%	0.0%	0.0%
<b>Total</b>	<b>0.0%</b>	<b>0.1%</b>	<b>0.2%</b>	<b>0.4%</b>	<b>0.5%</b>	<b>0.5%</b>	<b>0.6%</b>	<b>0.8%</b>	<b>0.8%</b>	<b>0.8%</b>	<b>0.7%</b>	<b>0.7%</b>	<b>0.8%</b>	<b>0.1%</b>

Usage per Bill Day per Customer (000s Gallons)	Jan-13	Feb-13	Mar-13	Apr-13	May-13	Jun-13	Jul-13	Aug-13	Sep-13	Oct-13	Nov-13	Dec-13	Jan-14	Feb-14
Residential Baseline Usage / Bill Day	0.14288	0.13840	0.12812	0.13551	0.13986	0.16609	0.17987	0.18232	0.18223	0.16546	0.14443	0.12957	0.14091	0.13649
Commercial Baseline Usage / Bill Day	1.04844	1.05056	0.91856	1.10410	1.11101	1.23699	1.38948	1.38938	1.36881	1.28940	1.10304	0.92441	1.01563	1.01768
Industrial Baseline Usage / Bill Day	53.90438	59.80740	52.79992	61.71111	58.68387	62.83770	74.29109	72.34052	74.67794	67.05389	58.01812	53.55770	53.90438	59.80740
Municipal Baseline Usage / Bill Day	5.73706	5.68550	5.46626	6.19203	6.42403	7.19630	8.93992	9.41774	11.04953	9.14324	7.18394	5.66258	5.62232	5.6381

Usage Adjustment per Customer (000s Gallons)	Jan-13	Feb-13	Mar-13	Apr-13	May-13	Jun-13	Jul-13	Aug-13	Sep-13	Oct-13	Nov-13	Dec-13	Jan-14	Feb-14
Residential Usage Adjustment														
Commercial Usage Adjustment														
Industrial Usage Adjustment														
Municipal Usage Adjustment														

Adjusted Daily Usage per Customer (000s Gallons)	Jan-13	Feb-13	Mar-13	Apr-13	May-13	Jun-13	Jul-13	Aug-13	Sep-13	Oct-13	Nov-13	Dec-13	Jan-14	Feb-14
Residential Adj Daily Usage	0.14091	0.13649	0.12635	0.13364	0.13793	0.16380	0.17739	0.17981	0.17972	0.16317	0.14243	0.12779	0.14091	0.13649
Commercial Adj Daily Usage	1.01563	1.01768	0.89061	1.06955	1.07624	1.19827	1.31590	1.34589	1.29497	1.24905	1.07045	0.89547	1.01563	1.01768
Industrial Adj Daily Usage	53.90438	59.80740	52.79992	61.71111	58.68387	62.83770	74.29109	72.34052	74.67794	67.05389	58.01812	53.55770	53.90438	59.80740
Municipal Adj Daily Usage	5.62232	5.56381	5.35694	6.06819	6.29555	7.05237	8.76112	9.22939	10.82854	8.96038	7.04027	5.54932	5.50987	5.45254

Calendar Days in Month	Jan-13	Feb-13	Mar-13	Apr-13	May-13	Jun-13	Jul-13	Aug-13	Sep-13	Oct-13	Nov-13	Dec-13	Jan-14	Feb-14
Jan-13	31	28	31	30	31	30	31	31	30	31	30	31	31	28

















Kentucky American Water Company  
Case No. 2012-00520  
W/P - 2.2 Bill Analysis Support  
Exhibits\Revenue\Support\2012  
Revenue Template - Pass  
3.XLS\Kentucky  
Witness Responsible: Linda Bridwell

Increase to Fixed Rate (Growth on Previous Month)														
	Jan-13	Feb-13	Mar-13	Apr-13	May-13	Jun-13	Jul-13	Aug-13	Sep-13	Oct-13	Nov-13	Dec-13	Jan-14	Feb-14
Residential	0.0	0.0	0.0	0.0	0.0	0.0	0.0	0.0	0.0	0.0	0.0	0.0	0.0	0.0
Commercial	0.0	0.0	0.0	0.0	0.0	0.0	0.0	0.0	0.0	0.0	0.0	0.0	0.0	0.0
Industrial	0.0	0.0	0.0	0.0	0.0	0.0	0.0	0.0	0.0	0.0	0.0	0.0	0.0	0.0
Municipal	0.0	0.0	0.0	0.0	0.0	0.0	0.0	0.0	0.0	0.0	0.0	0.0	0.0	0.0
<b>Total Residential Fixed Charges</b>	0.0	0.0	0.0	0.0	0.0	0.0	0.0	0.0	0.0	0.0	0.0	0.0	0.0	0.0
<b>Total Commercial Fixed Charges</b>	0.0	0.0	0.0	0.0	0.0	0.0	0.0	0.0	0.0	0.0	0.0	0.0	0.0	0.0
<b>Total Industrial Fixed Charges</b>	0.0	0.0	0.0	0.0	0.0	0.0	0.0	0.0	0.0	0.0	0.0	0.0	0.0	0.0
<b>Total Municipal Fixed Charges</b>	0.0	0.0	0.0	0.0	0.0	0.0	0.0	0.0	0.0	0.0	0.0	0.0	0.0	0.0
Sale for Resale	0.0	0.0	0.0	0.0	0.0	0.0	0.0	0.0	0.0	0.0	0.0	0.0	0.0	0.0
Private Fire	0.0	0.0	0.0	0.0	0.0	0.0	0.0	0.0	0.0	0.0	0.0	0.0	0.0	0.0
Public Fire	0.0	0.0	0.0	0.0	0.0	0.0	0.0	0.0	0.0	0.0	0.0	0.0	0.0	0.0
Flat Rate	0.0	0.0	0.0	0.0	0.0	0.0	0.0	0.0	0.0	0.0	0.0	0.0	0.0	0.0
Miscellaneous	0.0	0.0	0.0	0.0	0.0	0.0	0.0	0.0	0.0	0.0	0.0	0.0	0.0	0.0
<b>Total Fixed Charges</b>	0.0	0.0	0.0	0.0	0.0	0.0	0.0	0.0	0.0	0.0	0.0	0.0	0.0	0.0
<b>Total Rate Case Increased Revenue (\$000)</b>														
Residential	0.0	0.0	0.0	0.0	0.0	0.0	0.0	0.0	0.0	0.0	0.0	0.0	0.0	0.0
Commercial	0.0	0.0	0.0	0.0	0.0	0.0	0.0	0.0	0.0	0.0	0.0	0.0	0.0	0.0
Industrial	0.0	0.0	0.0	0.0	0.0	0.0	0.0	0.0	0.0	0.0	0.0	0.0	0.0	0.0
Municipal	0.0	0.0	0.0	0.0	0.0	0.0	0.0	0.0	0.0	0.0	0.0	0.0	0.0	0.0
Sale for Resale	0.0	0.0	0.0	0.0	0.0	0.0	0.0	0.0	0.0	0.0	0.0	0.0	0.0	0.0
Private Fire	0.0	0.0	0.0	0.0	0.0	0.0	0.0	0.0	0.0	0.0	0.0	0.0	0.0	0.0
Public Fire	0.0	0.0	0.0	0.0	0.0	0.0	0.0	0.0	0.0	0.0	0.0	0.0	0.0	0.0
Flat Rate	0.0	0.0	0.0	0.0	0.0	0.0	0.0	0.0	0.0	0.0	0.0	0.0	0.0	0.0
Miscellaneous	0.0	0.0	0.0	0.0	0.0	0.0	0.0	0.0	0.0	0.0	0.0	0.0	0.0	0.0
<b>Other Revenue (P04)</b>	0.0	0.0	0.0	0.0	0.0	0.0	0.0	0.0	0.0	0.0	0.0	0.0	0.0	0.0
<b>Total</b>	0.0	0.0	0.0	0.0	0.0	0.0	0.0	0.0	0.0	0.0	0.0	0.0	0.0	0.0
<b>Total Water Revenue (\$000)</b>														
Residential	3,559.0	3,241.9	3,301.1	3,362.3	3,523.6	3,898.9	4,245.6	4,298.9	4,191.4	3,994.8	3,530.4	3,346.1	3,587.2	3,267.5
Commercial	1,578.5	1,452.3	1,413.6	1,603.9	1,657.9	1,767.0	1,971.6	2,010.8	1,889.5	1,884.1	1,605.1	1,421.2	1,578.5	1,452.3
Industrial	144.3	144.6	141.5	159.0	156.4	161.8	196.0	191.0	190.9	177.6	151.5	143.4	144.3	144.6
Municipal	440.9	399.2	422.3	458.4	487.9	524.9	602.2	629.9	780.3	674.1	524.1	435.8	433.0	392.1
Sale for Resale	129.8	129.7	122.4	135.5	164.9	169.1	169.8	186.6	161.6	163.5	136.8	140.9	129.8	129.7
Private Fire	190.0	190.0	190.0	190.0	190.0	190.0	190.0	190.0	190.0	190.0	190.0	190.0	190.0	190.0
Public Fire	280.0	280.0	280.0	280.0	280.0	280.0	280.0	280.0	280.0	280.0	280.0	280.0	280.0	280.0
Flat Rate	0.0	0.0	0.0	0.0	0.0	0.0	0.0	0.0	0.0	0.0	0.0	0.0	0.0	0.0
Miscellaneous	0.0	0.0	0.0	0.0	0.0	0.0	0.0	0.0	0.0	0.0	0.0	0.0	0.0	0.0
<b>Other Revenue (P04)</b>	0.0	0.0	0.0	0.0	0.0	0.0	0.0	0.0	0.0	0.0	0.0	0.0	0.0	0.0
<b>Total</b>	<b>6,322.5</b>	<b>5,837.6</b>	<b>5,870.9</b>	<b>6,189.2</b>	<b>6,460.8</b>	<b>6,991.7</b>	<b>7,713.1</b>	<b>7,850.3</b>	<b>7,683.6</b>	<b>7,364.2</b>	<b>6,417.9</b>	<b>5,957.5</b>	<b>6,342.9</b>	<b>5,856.2</b>





Kentucky American Water Company  
 Case No. 2012-00520  
 W/P - 2.2 Bill Analysis Support  
 Exhibits \Revenue\Support\2012  
 Revenue Template - Pass  
 3.XLS\Kentucky

Witness Responsible: Linda Bridwell

3 - Industrial	17.50	47.50	17.50	47.50	17.50	47.50	17.50	47.50	17.50	47.50	17.50	47.50	17.50	47.50	17.50	47.50
4 - Other Public Authority	17.50	47.50	17.50	47.50	17.50	47.50	17.50	47.50	17.50	47.50	17.50	47.50	17.50	47.50	17.50	47.50
5 - Other Water Utility	17.50	47.50	17.50	47.50	17.50	47.50	17.50	47.50	17.50	47.50	17.50	47.50	17.50	47.50	17.50	47.50
6 - Private Fire Service	17.50	47.50	17.50	47.50	17.50	47.50	17.50	47.50	17.50	47.50	17.50	47.50	17.50	47.50	17.50	47.50
7 - Miscellaneous	17.50	47.50	17.50	47.50	17.50	47.50	17.50	47.50	17.50	47.50	17.50	47.50	17.50	47.50	17.50	47.50
8 - Public Fire Service	17.50	47.50	17.50	47.50	17.50	47.50	17.50	47.50	17.50	47.50	17.50	47.50	17.50	47.50	17.50	47.50
9 - Private Fire Service Metered	17.50	47.50	17.50	47.50	17.50	47.50	17.50	47.50	17.50	47.50	17.50	47.50	17.50	47.50	17.50	47.50

Group A - Quarterly Customers	Jan-13	Feb-13	Mar-13	Apr-13	May-13	Jun-13	Jul-13	Aug-13	Sep-13	Oct-13	Nov-13	Dec-13	Jan-14	Feb-14
1 - Residential	77.50	17.50	47.50	77.50	17.50	47.50	77.50	17.50	47.50	77.50	17.50	47.50	77.50	17.50
2 - Commercial	77.50	17.50	47.50	77.50	17.50	47.50	77.50	17.50	47.50	77.50	17.50	47.50	77.50	17.50
3 - Industrial	77.50	17.50	47.50	77.50	17.50	47.50	77.50	17.50	47.50	77.50	17.50	47.50	77.50	17.50
4 - Other Public Authority	77.50	17.50	47.50	77.50	17.50	47.50	77.50	17.50	47.50	77.50	17.50	47.50	77.50	17.50
5 - Other Water Utility	77.50	17.50	47.50	77.50	17.50	47.50	77.50	17.50	47.50	77.50	17.50	47.50	77.50	17.50
6 - Private Fire Service	77.50	17.50	47.50	77.50	17.50	47.50	77.50	17.50	47.50	77.50	17.50	47.50	77.50	17.50
7 - Miscellaneous	77.50	17.50	47.50	77.50	17.50	47.50	77.50	17.50	47.50	77.50	17.50	47.50	77.50	17.50
8 - Public Fire Service	77.50	17.50	47.50	77.50	17.50	47.50	77.50	17.50	47.50	77.50	17.50	47.50	77.50	17.50
9 - Private Fire Service Metered	77.50	17.50	47.50	77.50	17.50	47.50	77.50	17.50	47.50	77.50	17.50	47.50	77.50	17.50

Group B - Quarterly Customers	Jan-13	Feb-13	Mar-13	Apr-13	May-13	Jun-13	Jul-13	Aug-13	Sep-13	Oct-13	Nov-13	Dec-13	Jan-14	Feb-14
1 - Residential	47.50	77.50	17.50	47.50	77.50	17.50	47.50	77.50	17.50	47.50	77.50	17.50	47.50	77.50
2 - Commercial	47.50	77.50	17.50	47.50	77.50	17.50	47.50	77.50	17.50	47.50	77.50	17.50	47.50	77.50
3 - Industrial	47.50	77.50	17.50	47.50	77.50	17.50	47.50	77.50	17.50	47.50	77.50	17.50	47.50	77.50
4 - Other Public Authority	47.50	77.50	17.50	47.50	77.50	17.50	47.50	77.50	17.50	47.50	77.50	17.50	47.50	77.50
5 - Other Water Utility	47.50	77.50	17.50	47.50	77.50	17.50	47.50	77.50	17.50	47.50	77.50	17.50	47.50	77.50
6 - Private Fire Service	47.50	77.50	17.50	47.50	77.50	17.50	47.50	77.50	17.50	47.50	77.50	17.50	47.50	77.50
7 - Miscellaneous	47.50	77.50	17.50	47.50	77.50	17.50	47.50	77.50	17.50	47.50	77.50	17.50	47.50	77.50
8 - Public Fire Service	47.50	77.50	17.50	47.50	77.50	17.50	47.50	77.50	17.50	47.50	77.50	17.50	47.50	77.50
9 - Private Fire Service Metered	47.50	77.50	17.50	47.50	77.50	17.50	47.50	77.50	17.50	47.50	77.50	17.50	47.50	77.50

Group C - Quarterly Customers	Jan-13	Feb-13	Mar-13	Apr-13	May-13	Jun-13	Jul-13	Aug-13	Sep-13	Oct-13	Nov-13	Dec-13	Jan-14	Feb-14
1 - Residential	17.50	47.50	77.50	17.50	47.50	77.50	17.50	47.50	77.50	17.50	47.50	77.50	17.50	47.50
2 - Commercial	17.50	47.50	77.50	17.50	47.50	77.50	17.50	47.50	77.50	17.50	47.50	77.50	17.50	47.50
3 - Industrial	17.50	47.50	77.50	17.50	47.50	77.50	17.50	47.50	77.50	17.50	47.50	77.50	17.50	47.50
4 - Other Public Authority	17.50	47.50	77.50	17.50	47.50	77.50	17.50	47.50	77.50	17.50	47.50	77.50	17.50	47.50
5 - Other Water Utility	17.50	47.50	77.50	17.50	47.50	77.50	17.50	47.50	77.50	17.50	47.50	77.50	17.50	47.50
6 - Private Fire Service	17.50	47.50	77.50	17.50	47.50	77.50	17.50	47.50	77.50	17.50	47.50	77.50	17.50	47.50
7 - Miscellaneous	17.50	47.50	77.50	17.50	47.50	77.50	17.50	47.50	77.50	17.50	47.50	77.50	17.50	47.50
8 - Public Fire Service	17.50	47.50	77.50	17.50	47.50	77.50	17.50	47.50	77.50	17.50	47.50	77.50	17.50	47.50
9 - Private Fire Service Metered	17.50	47.50	77.50	17.50	47.50	77.50	17.50	47.50	77.50	17.50	47.50	77.50	17.50	47.50

Group M - Monthly Customers	Jan-13	Feb-13	Mar-13	Apr-13	May-13	Jun-13	Jul-13	Aug-13	Sep-13	Oct-13	Nov-13	Dec-13	Jan-14	Feb-14
1 - Residential	2,009	2,026	1,864	1,961	1,989	2,274	2,397	2,427	2,445	2,255	2,059	1,889	2,025	2,042
2 - Commercial	891	908	798	936	936	1,031	1,113	1,135	1,102	1,064	936	802	891	908
3 - Industrial	81	90	80	93	88	94	111	108	111	100	88	81	81	90
4 - Other Public Authority	249	249	238	267	275	306	373	391	465	381	306	246	244	245
5 - Other Water Utility	73	81	69	79	93	99	96	105	94	92	80	80	73	81
6 - Private Fire Service	0	0	0	0	0	0	0	0	0	0	0	0	0	0
7 - Miscellaneous	0	0	0	0	0	0	0	0	0	0	0	0	0	0
8 - Public Fire Service	0	0	0	0	0	0	0	0	0	0	0	0	0	0
9 - Private Fire Service Metered	0	0	0	0	0	0	0	0	0	0	0	0	0	0
<b>Total</b>	<b>3,304</b>	<b>3,355</b>	<b>3,049</b>	<b>3,336</b>	<b>3,382</b>	<b>3,804</b>	<b>4,089</b>	<b>4,166</b>	<b>4,208</b>	<b>3,892</b>	<b>3,470</b>	<b>3,098</b>	<b>3,315</b>	<b>3,366</b>

Group D - Bi-Monthly Customers	Jan-13	Feb-13	Mar-13	Apr-13	May-13	Jun-13	Jul-13	Aug-13	Sep-13	Oct-13	Nov-13	Dec-13	Jan-14	Feb-14
1 - Residential	0	0	0	0	0	0	0	0	0	0	0	0	0	0

**Unbilled Revenue (\$000)**









Kentucky American Water Company  
Case No. 2012-00520  
W/P - 2.2 Bill Analysis Support  
Exhibits\Revenue\Support\2012  
Revenue Template - Pass  
3.XLS\Kentucky  
Witness Responsible: Linda Bridwell

Group A - Quarterly Customers	Jan-13	Feb-13	Mar-13	Apr-13	May-13	Jun-13	Jul-13	Aug-13	Sep-13	Oct-13	Nov-13	Dec-13	Jan-14	Feb-14
1 - Residential	-	-	-	-	-	-	-	-	-	-	-	-	-	-
2 - Commercial	-	-	-	-	-	-	-	-	-	-	-	-	-	-
3 - Industrial	-	-	-	-	-	-	-	-	-	-	-	-	-	-
4 - Other Public Authority	-	-	-	-	-	-	-	-	-	-	-	-	-	-
5 - Other Water Utility	-	-	-	-	-	-	-	-	-	-	-	-	-	-
6 - Private Fire Service	-	-	-	-	-	-	-	-	-	-	-	-	-	-
7 - Miscellaneous	-	-	-	-	-	-	-	-	-	-	-	-	-	-
8 - Public Fire Service	-	-	-	-	-	-	-	-	-	-	-	-	-	-
9 - Private Fire Service Metered	-	-	-	-	-	-	-	-	-	-	-	-	-	-

Group B - Quarterly Customers	Jan-13	Feb-13	Mar-13	Apr-13	May-13	Jun-13	Jul-13	Aug-13	Sep-13	Oct-13	Nov-13	Dec-13	Jan-14	Feb-14
1 - Residential	-	-	-	-	-	-	-	-	-	-	-	-	-	-
2 - Commercial	-	-	-	-	-	-	-	-	-	-	-	-	-	-
3 - Industrial	-	-	-	-	-	-	-	-	-	-	-	-	-	-
4 - Other Public Authority	-	-	-	-	-	-	-	-	-	-	-	-	-	-
5 - Other Water Utility	-	-	-	-	-	-	-	-	-	-	-	-	-	-
6 - Private Fire Service	-	-	-	-	-	-	-	-	-	-	-	-	-	-
7 - Miscellaneous	-	-	-	-	-	-	-	-	-	-	-	-	-	-
8 - Public Fire Service	-	-	-	-	-	-	-	-	-	-	-	-	-	-
9 - Private Fire Service Metered	-	-	-	-	-	-	-	-	-	-	-	-	-	-

Group C - Quarterly Customers	Jan-13	Feb-13	Mar-13	Apr-13	May-13	Jun-13	Jul-13	Aug-13	Sep-13	Oct-13	Nov-13	Dec-13	Jan-14	Feb-14
1 - Residential	-	-	-	-	-	-	-	-	-	-	-	-	-	-
2 - Commercial	-	-	-	-	-	-	-	-	-	-	-	-	-	-
3 - Industrial	-	-	-	-	-	-	-	-	-	-	-	-	-	-
4 - Other Public Authority	-	-	-	-	-	-	-	-	-	-	-	-	-	-
5 - Other Water Utility	-	-	-	-	-	-	-	-	-	-	-	-	-	-
6 - Private Fire Service	-	-	-	-	-	-	-	-	-	-	-	-	-	-
7 - Miscellaneous	-	-	-	-	-	-	-	-	-	-	-	-	-	-
8 - Public Fire Service	-	-	-	-	-	-	-	-	-	-	-	-	-	-
9 - Private Fire Service Metered	-	-	-	-	-	-	-	-	-	-	-	-	-	-

All Customers Average Usage per Day (000s Gallons)	Jan-13	Feb-13	Mar-13	Apr-13	May-13	Jun-13	Jul-13	Aug-13	Sep-13	Oct-13	Nov-13	Dec-13	Jan-14	Feb-14
1 - Residential	15,527	15,049	13,947	14,784	15,280	18,148	19,668	19,980	19,970	18,130	15,817	14,187	15,651	15,170
2 - Commercial	8,883	8,901	7,781	9,354	9,413	10,480	11,509	11,771	11,326	10,924	9,362	7,832	8,883	8,901
3 - Industrial	1,132	1,256	1,109	1,296	1,232	1,320	1,560	1,519	1,368	1,408	1,231	1,125	1,132	1,256
4 - Other Public Authority	2,985	2,954	2,845	3,222	3,343	3,745	4,652	4,901	5,750	4,758	3,738	2,947	2,926	2,895
5 - Other Water Utility	961	1,062	904	1,038	1,230	1,304	1,267	1,396	1,244	1,219	1,048	1,046	961	1,062
6 - Private Fire Service	-	-	-	-	-	-	-	-	-	-	-	-	-	-
7 - Miscellaneous	-	-	-	-	-	-	-	-	-	-	-	-	-	-
8 - Public Fire Service	-	-	-	-	-	-	-	-	-	-	-	-	-	-
9 - Private Fire Service Metered	-	-	-	-	-	-	-	-	-	-	-	-	-	-

Unbilled Usage (000s)	Jan-13	Feb-13	Mar-13	Apr-13	May-13	Jun-13	Jul-13	Aug-13	Sep-13	Oct-13	Nov-13	Dec-13	Jan-14	Feb-14
0 1 - Residential	271,726	263,366	244,076	258,713	267,398	317,393	344,198	349,650	349,975	317,274	276,799	248,265	273,896	265,468
0 2 - Commercial	155,447	155,761	136,160	163,699	164,724	183,400	201,406	205,995	198,202	191,173	163,838	137,057	155,447	155,761
0 3 - Industrial	19,810	21,979	19,404	22,679	23,093	23,093	27,302	26,585	27,444	24,642	21,542	19,682	19,810	21,979
0 4 - Other Public Authority	52,245	51,702	49,779	56,389	58,501	65,534	81,413	85,764	100,024	83,264	65,422	51,567	51,200	50,668



Kentucky American Water Company  
Case No. 2012-00520  
W/P - 2.2 Bill Analysis Support  
Exhibits\Revenue\Support\2012  
Revenue Template - Pass  
3.XLS\Kentucky

Witness Responsible: Linda Bridwell  
0 2 - Commercial  
0 3 - Industrial  
0 4 - Other Public Authority  
0 5 - Other Water Utility  
0 6 - Private Fire Service  
0 7 - Miscellaneous  
0 8 - Public Fire Service  
0 9 - Private Fire Service Metered

Total Unbilled Usage (000s Gallons)	Jan-13	Feb-13	Mar-13	Apr-13	May-13	Jun-13	Jul-13	Aug-13	Sep-13	Oct-13	Nov-13	Dec-13	Jan-14	Feb-14
0 1 - Residential	271,726	263,366	244,076	258,713	267,398	317,593	344,198	349,650	349,475	317,274	276,799	248,265	273,896	263,468
0 2 - Commercial	155,447	155,761	136,160	163,699	164,724	183,401	201,406	205,995	198,202	191,173	163,838	137,057	155,447	155,761
0 3 - Industrial	19,810	21,979	19,404	22,679	21,567	23,093	27,302	26,585	27,444	24,642	21,542	19,682	19,810	21,979
0 4 - Other Public Authority	52,245	51,702	49,779	56,389	58,501	65,534	81,413	85,764	100,024	83,264	65,422	51,567	51,200	50,668
0 5 - Other Water Utility	16,811	18,593	15,813	18,163	21,520	22,821	22,173	24,425	21,771	21,329	18,345	18,303	16,811	18,593
0 6 - Private Fire Service	-	-	-	-	-	-	-	-	-	-	-	-	-	-
0 7 - Miscellaneous	-	-	-	-	-	-	-	-	-	-	-	-	-	-
0 8 - Public Fire Service	-	-	-	-	-	-	-	-	-	-	-	-	-	-
0 9 - Private Fire Service Metered	-	-	-	-	-	-	-	-	-	-	-	-	-	-
<b>Total</b>	<b>516,039</b>	<b>511,401</b>	<b>465,232</b>	<b>519,643</b>	<b>533,710</b>	<b>612,442</b>	<b>676,490</b>	<b>692,419</b>	<b>697,516</b>	<b>637,682</b>	<b>545,945</b>	<b>474,875</b>	<b>517,164</b>	<b>512,469</b>

**Usage Impact**

Total Unbilled Usage (000s Gallons)	Jan-13	Feb-13	Mar-13	Apr-13	May-13	Jun-13	Jul-13	Aug-13	Sep-13	Oct-13	Nov-13	Dec-13	Jan-14	Feb-14
0 1 - Residential	21,982	(8,360)	(19,290)	14,637	8,685	50,195	26,605	5,452	(175)	(32,201)	(40,475)	(28,533)	25,630	(8,428)
0 2 - Commercial	13,962	314	(19,601)	27,539	1,024	18,678	18,005	4,589	(7,933)	(7,029)	(27,335)	(26,781)	18,390	314
0 3 - Industrial	127	2,169	(2,575)	3,275	(1,112)	1,526	4,209	(717)	859	(2,802)	(3,100)	(1,860)	127	2,169
0 4 - Other Public Authority	(374)	(544)	(1,922)	6,609	2,113	7,033	15,879	4,351	14,860	(17,360)	(17,843)	(13,855)	(367)	(533)
0 5 - Other Water Utility	(1,493)	1,783	(2,780)	2,350	3,357	1,301	(648)	2,253	(2,654)	(442)	(2,984)	(42)	(1,493)	1,783
0 6 - Private Fire Service	-	-	-	-	-	-	-	-	-	-	-	-	-	-
0 7 - Miscellaneous	-	-	-	-	-	-	-	-	-	-	-	-	-	-
0 8 - Public Fire Service	-	-	-	-	-	-	-	-	-	-	-	-	-	-
0 9 - Private Fire Service Metered	-	-	-	-	-	-	-	-	-	-	-	-	-	-
<b>Total</b>	<b>34,204</b>	<b>(4,638)</b>	<b>(46,169)</b>	<b>54,410</b>	<b>14,067</b>	<b>78,732</b>	<b>64,049</b>	<b>15,929</b>	<b>5,096</b>	<b>(59,834)</b>	<b>(91,737)</b>	<b>(71,070)</b>	<b>42,289</b>	<b>(4,695)</b>

**Total Billed Usage (000s Gallons)**

Total Billed Usage (000s Gallons)	Jan-13	Feb-13	Mar-13	Apr-13	May-13	Jun-13	Jul-13	Aug-13	Sep-13	Oct-13	Nov-13	Dec-13	Jan-14	Feb-14
0 1 - Residential	459,361	429,745	451,653	428,871	464,991	494,250	583,117	613,927	599,274	594,229	514,987	468,318	459,556	433,176
0 2 - Commercial	261,401	248,994	260,799	253,088	290,772	295,724	338,771	360,316	347,368	345,678	306,200	269,567	256,973	248,994
0 3 - Industrial	34,964	32,997	36,948	35,603	39,316	38,062	44,154	47,811	46,188	46,454	40,030	36,726	34,964	32,997
0 4 - Other Public Authority	92,923	83,266	90,103	90,057	101,518	105,312	128,338	147,574	157,639	164,857	129,994	105,202	91,065	81,601
0 5 - Other Water Utility	31,272	27,967	30,792	28,787	34,764	37,820	39,925	41,015	39,976	38,225	34,433	32,465	31,272	27,967
0 6 - Private Fire Service	-	-	-	-	-	-	-	-	-	-	-	-	-	-
0 7 - Miscellaneous	-	-	-	-	-	-	-	-	-	-	-	-	-	-
0 8 - Public Fire Service	-	-	-	-	-	-	-	-	-	-	-	-	-	-
0 9 - Private Fire Service Metered	-	-	-	-	-	-	-	-	-	-	-	-	-	-
<b>Total</b>	<b>879,922</b>	<b>822,879</b>	<b>870,295</b>	<b>836,406</b>	<b>931,362</b>	<b>971,168</b>	<b>1,134,306</b>	<b>1,210,643</b>	<b>1,190,645</b>	<b>1,189,442</b>	<b>1,027,643</b>	<b>912,278</b>	<b>873,830</b>	<b>824,645</b>

Kentucky American Water Company  
 Case No. 2012-00520  
 W/P - 2.2 Bill Analysis Support  
 Exhibits \Revenue\Support\2012  
 Revenue Template - Pass  
 3.XLS\Kentucky  
 Witness Responsible: Linda Bridwell

**VOLUMETRIC REVENUES**

Number of Customers	Mar-14	Apr-14	May-14	Jun-14	Jul-14	Aug-14	Sep-14	Oct-14	Nov-14	Dec-14	Jan-15	Feb-15	Mar-15	Apr-15	May-15	Jun-15	Jul-15
Residential	111,266	111,501	111,663	111,678	111,756	111,999	111,998	111,989	111,928	111,899	111,952	112,023	112,146	112,381	112,543	112,558	112,636
Commercial	8,746	8,746	8,746	8,746	8,746	8,746	8,746	8,746	8,746	8,746	8,746	8,746	8,746	8,746	8,746	8,746	8,746
Industrial	21	21	21	21	21	21	21	21	21	21	21	21	21	21	21	21	21
Municipal	531	531	531	531	531	531	531	531	531	531	531	531	531	531	531	531	531
Sale for Resale	12	12	12	12	12	12	12	12	12	12	12	12	12	12	12	12	12
Private Fire	2,128	2,128	2,128	2,128	2,128	2,128	2,128	2,128	2,128	2,128	2,128	2,128	2,128	2,128	2,128	2,128	2,128
Public Fire	0	0	0	0	0	0	0	0	0	0	0	0	0	0	0	0	0
Flat Rate	0	0	0	0	0	0	0	0	0	0	0	0	0	0	0	0	0
Miscellaneous	0	0	0	0	0	0	0	0	0	0	0	0	0	0	0	0	0
<b>Total No. of Customers</b>	<b>122,704</b>	<b>122,939</b>	<b>123,101</b>	<b>123,116</b>	<b>123,194</b>	<b>123,437</b>	<b>123,436</b>	<b>123,427</b>	<b>123,366</b>	<b>123,337</b>	<b>123,390</b>	<b>123,461</b>	<b>123,584</b>	<b>123,819</b>	<b>123,981</b>	<b>123,996</b>	<b>124,074</b>

Increase in Customers	Mar-14	Apr-14	May-14	Jun-14	Jul-14	Aug-14	Sep-14	Oct-14	Nov-14	Dec-14	Jan-15	Feb-15	Mar-15	Apr-15	May-15	Jun-15	Jul-15
Residential	123	235	162	15	78	243	(1)	(9)	(61)	(29)	53	71	123	235	162	15	78
Commercial	0	0	0	0	0	0	0	0	0	0	0	0	0	0	0	0	0
Industrial	0	0	0	0	0	0	0	0	0	0	0	0	0	0	0	0	0
Municipal	0	0	0	0	0	0	0	0	0	0	0	0	0	0	0	0	0
Sale for Resale	0	0	0	0	0	0	0	0	0	0	0	0	0	0	0	0	0
Private Fire	0	0	0	0	0	0	0	0	0	0	0	0	0	0	0	0	0
Public Fire	0	0	0	0	0	0	0	0	0	0	0	0	0	0	0	0	0
Flat Rate	0	0	0	0	0	0	0	0	0	0	0	0	0	0	0	0	0
Miscellaneous	0	0	0	0	0	0	0	0	0	0	0	0	0	0	0	0	0
<b>Total Increase in Customers</b>	<b>123</b>	<b>235</b>	<b>162</b>	<b>15</b>	<b>78</b>	<b>243</b>	<b>(1)</b>	<b>(9)</b>	<b>(61)</b>	<b>(29)</b>	<b>53</b>	<b>71</b>	<b>123</b>	<b>235</b>	<b>162</b>	<b>15</b>	<b>78</b>

Growth from Dec 31 of Previous Year	Mar-14	Apr-14	May-14	Jun-14	Jul-14	Aug-14	Sep-14	Oct-14	Nov-14	Dec-14	Jan-15	Feb-15	Mar-15	Apr-15	May-15	Jun-15	Jul-15
Residential	0.2%	0.4%	0.6%	0.6%	0.7%	0.9%	0.9%	0.9%	0.8%	0.8%	0.0%	0.1%	0.2%	0.4%	0.6%	0.6%	0.7%
Commercial	0.0%	0.0%	0.0%	0.0%	0.0%	0.0%	0.0%	0.0%	0.0%	0.0%	0.0%	0.0%	0.0%	0.0%	0.0%	0.0%	0.0%
Industrial	0.0%	0.0%	0.0%	0.0%	0.0%	0.0%	0.0%	0.0%	0.0%	0.0%	0.0%	0.0%	0.0%	0.0%	0.0%	0.0%	0.0%
Municipal	0.0%	0.0%	0.0%	0.0%	0.0%	0.0%	0.0%	0.0%	0.0%	0.0%	0.0%	0.0%	0.0%	0.0%	0.0%	0.0%	0.0%
Sale for Resale	0.0%	0.0%	0.0%	0.0%	0.0%	0.0%	0.0%	0.0%	0.0%	0.0%	0.0%	0.0%	0.0%	0.0%	0.0%	0.0%	0.0%
Private Fire	0.0%	0.0%	0.0%	0.0%	0.0%	0.0%	0.0%	0.0%	0.0%	0.0%	0.0%	0.0%	0.0%	0.0%	0.0%	0.0%	0.0%
Public Fire	0.0%	0.0%	0.0%	0.0%	0.0%	0.0%	0.0%	0.0%	0.0%	0.0%	0.0%	0.0%	0.0%	0.0%	0.0%	0.0%	0.0%
Flat Rate	0.0%	0.0%	0.0%	0.0%	0.0%	0.0%	0.0%	0.0%	0.0%	0.0%	0.0%	0.0%	0.0%	0.0%	0.0%	0.0%	0.0%
Miscellaneous	0.0%	0.0%	0.0%	0.0%	0.0%	0.0%	0.0%	0.0%	0.0%	0.0%	0.0%	0.0%	0.0%	0.0%	0.0%	0.0%	0.0%
<b>Total</b>	<b>0.2%</b>	<b>0.4%</b>	<b>0.5%</b>	<b>0.5%</b>	<b>0.6%</b>	<b>0.8%</b>	<b>0.8%</b>	<b>0.8%</b>	<b>0.7%</b>	<b>0.7%</b>	<b>0.0%</b>	<b>0.1%</b>	<b>0.2%</b>	<b>0.4%</b>	<b>0.5%</b>	<b>0.5%</b>	<b>0.6%</b>

Usage per Bill Day per Customer (000s Gallons)	Mar-14	Apr-14	May-14	Jun-14	Jul-14	Aug-14	Sep-14	Oct-14	Nov-14	Dec-14	Jan-15	Feb-15	Mar-15	Apr-15	May-15	Jun-15	Jul-15
Residential Baseline Usage / Bill Day	0.12635	0.13364	0.13793	0.16380	0.17739	0.17981	0.17972	0.16317	0.14243	0.12779	0.14091	0.13649	0.12635	0.13364	0.13793	0.16380	0.17739
Commercial Baseline Usage / Bill Day	0.88961	1.06955	1.07624	1.19827	1.31590	1.34589	1.29497	1.24905	1.07045	0.89547	1.01563	1.01768	0.88961	1.06955	1.07624	1.19827	1.31590
Industrial Baseline Usage / Bill Day	52.79992	61.71111	58.68587	62.83770	74.29109	72.34052	74.67794	67.05389	58.61812	53.55770	53.90438	59.80740	52.79992	61.71111	58.68587	62.83770	74.29109
Municipal Baseline Usage / Bill Day	5.35694	6.06819	6.29555	7.05237	8.76112	9.22939	10.82854	8.96038	7.04027	5.54932	5.50987	5.45254	5.24980	5.94682	6.10964	6.91132	8.58590

Usage Adjustment per Customer (000s Gallons)	Mar-14	Apr-14	May-14	Jun-14	Jul-14	Aug-14	Sep-14	Oct-14	Nov-14	Dec-14	Jan-15	Feb-15	Mar-15	Apr-15	May-15	Jun-15	Jul-15
Residential Usage Adjustment																	
Commercial Usage Adjustment																	
Industrial Usage Adjustment																	
Municipal Usage Adjustment																	

Adjusted Daily Usage per Customer (000s Gallons)	Mar-14	Apr-14	May-14	Jun-14	Jul-14	Aug-14	Sep-14	Oct-14	Nov-14	Dec-14	Jan-15	Feb-15	Mar-15	Apr-15	May-15	Jun-15	Jul-15
Residential Adj Daily Usage	0.12635	0.13364	0.13793	0.16380	0.17739	0.17981	0.17972	0.16317	0.14243	0.12779	0.14091	0.13649	0.12635	0.13364	0.13793	0.16380	0.17739
Commercial Adj Daily Usage	0.88961	1.06955	1.07624	1.19827	1.31590	1.34589	1.29497	1.24905	1.07045	0.89547	1.01563	1.01768	0.88961	1.06955	1.07624	1.19827	1.31590
Industrial Adj Daily Usage	52.79992	61.71111	58.68587	62.83770	74.29109	72.34052	74.67794	67.05389	58.61812	53.55770	53.90438	59.80740	52.79992	61.71111	58.68587	62.83770	74.29109
Municipal Adj Daily Usage	5.24980	5.94682	6.10964	6.91132	8.58590	9.04480	10.61197	8.78117	6.89946	5.43834	5.39967	5.34349	5.14480	5.82789	6.04625	6.77310	8.41418

Calendar Days in Month	Mar-14	Apr-14	May-14	Jun-14	Jul-14	Aug-14	Sep-14	Oct-14	Nov-14	Dec-14	Jan-15	Feb-15	Mar-15	Apr-15	May-15	Jun-15	Jul-15
Calendar Days in Month	31	30	31	30	31	31	30	31	30	31	31	28	31	30	31	30	31

















Kentucky American Water Company  
Case No. 2012-00520  
W/P - 2.2 Bill Analysis Support  
Exhibits\Revenue\Support\2012  
Revenue Template - Pass  
3.XLS\Kentucky  
Witness Responsible: Linda Bridwell

Increase to Fixed Rate (Growth on Previous Month)	Mar-14	Apr-14	May-14	Jun-14	Jul-14	Aug-14	Sep-14	Oct-14	Nov-14	Dec-14	Jan-15	Feb-15	Mar-15	Apr-15	May-15	Jun-15	Jul-15	
Residential	0.0	0.0	0.0	0.0	0.0	0.0	0.0	0.0	0.0	0.0	0.0	0.0	0.0	0.0	0.0	0.0	0.0	0.0
Commercial	0.0	0.0	0.0	0.0	0.0	0.0	0.0	0.0	0.0	0.0	0.0	0.0	0.0	0.0	0.0	0.0	0.0	0.0
Industrial	0.0	0.0	0.0	0.0	0.0	0.0	0.0	0.0	0.0	0.0	0.0	0.0	0.0	0.0	0.0	0.0	0.0	0.0
Municipal	0.0	0.0	0.0	0.0	0.0	0.0	0.0	0.0	0.0	0.0	0.0	0.0	0.0	0.0	0.0	0.0	0.0	0.0
<b>Total Residential Fixed Charges</b>	0.0	0.0	0.0	0.0	0.0	0.0	0.0	0.0	0.0	0.0	0.0	0.0	0.0	0.0	0.0	0.0	0.0	0.0
<b>Total Commercial Fixed Charges</b>	0.0	0.0	0.0	0.0	0.0	0.0	0.0	0.0	0.0	0.0	0.0	0.0	0.0	0.0	0.0	0.0	0.0	0.0
<b>Total Industrial Fixed Charges</b>	0.0	0.0	0.0	0.0	0.0	0.0	0.0	0.0	0.0	0.0	0.0	0.0	0.0	0.0	0.0	0.0	0.0	0.0
<b>Total Municipal Fixed Charges</b>	0.0	0.0	0.0	0.0	0.0	0.0	0.0	0.0	0.0	0.0	0.0	0.0	0.0	0.0	0.0	0.0	0.0	0.0
Sale for Resale	0.0	0.0	0.0	0.0	0.0	0.0	0.0	0.0	0.0	0.0	0.0	0.0	0.0	0.0	0.0	0.0	0.0	0.0
Private Fire	0.0	0.0	0.0	0.0	0.0	0.0	0.0	0.0	0.0	0.0	0.0	0.0	0.0	0.0	0.0	0.0	0.0	0.0
Public Fire	0.0	0.0	0.0	0.0	0.0	0.0	0.0	0.0	0.0	0.0	0.0	0.0	0.0	0.0	0.0	0.0	0.0	0.0
Flat Rate	0.0	0.0	0.0	0.0	0.0	0.0	0.0	0.0	0.0	0.0	0.0	0.0	0.0	0.0	0.0	0.0	0.0	0.0
Miscellaneous	0.0	0.0	0.0	0.0	0.0	0.0	0.0	0.0	0.0	0.0	0.0	0.0	0.0	0.0	0.0	0.0	0.0	0.0
<b>Total Fixed Charges</b>	0.0	0.0	0.0	0.0	0.0	0.0	0.0	0.0	0.0	0.0	0.0	0.0	0.0	0.0	0.0	0.0	0.0	0.0
<b>Total Rate Case Increased Revenue (\$000)</b>	0.0	0.0	0.0	0.0	0.0	0.0	0.0	0.0	0.0	0.0	0.0	0.0	0.0	0.0	0.0	0.0	0.0	0.0
Residential	0.0	0.0	0.0	0.0	0.0	0.0	0.0	0.0	0.0	0.0	0.0	0.0	0.0	0.0	0.0	0.0	0.0	0.0
Commercial	0.0	0.0	0.0	0.0	0.0	0.0	0.0	0.0	0.0	0.0	0.0	0.0	0.0	0.0	0.0	0.0	0.0	0.0
Industrial	0.0	0.0	0.0	0.0	0.0	0.0	0.0	0.0	0.0	0.0	0.0	0.0	0.0	0.0	0.0	0.0	0.0	0.0
Municipal	0.0	0.0	0.0	0.0	0.0	0.0	0.0	0.0	0.0	0.0	0.0	0.0	0.0	0.0	0.0	0.0	0.0	0.0
Sale for Resale	0.0	0.0	0.0	0.0	0.0	0.0	0.0	0.0	0.0	0.0	0.0	0.0	0.0	0.0	0.0	0.0	0.0	0.0
Private Fire	0.0	0.0	0.0	0.0	0.0	0.0	0.0	0.0	0.0	0.0	0.0	0.0	0.0	0.0	0.0	0.0	0.0	0.0
Public Fire	0.0	0.0	0.0	0.0	0.0	0.0	0.0	0.0	0.0	0.0	0.0	0.0	0.0	0.0	0.0	0.0	0.0	0.0
Flat Rate	0.0	0.0	0.0	0.0	0.0	0.0	0.0	0.0	0.0	0.0	0.0	0.0	0.0	0.0	0.0	0.0	0.0	0.0
Miscellaneous	0.0	0.0	0.0	0.0	0.0	0.0	0.0	0.0	0.0	0.0	0.0	0.0	0.0	0.0	0.0	0.0	0.0	0.0
<b>Other Revenue (P04)</b>	0.0	0.0	0.0	0.0	0.0	0.0	0.0	0.0	0.0	0.0	0.0	0.0	0.0	0.0	0.0	0.0	0.0	0.0
<b>Total</b>	0.0	0.0	0.0	0.0	0.0	0.0	0.0	0.0	0.0	0.0	0.0	0.0	0.0	0.0	0.0	0.0	0.0	0.0
<b>Total Water Revenue (\$000)</b>	3,327.2	3,388.8	3,551.4	3,929.6	4,279.0	4,332.8	4,224.4	4,026.3	3,558.2	3,372.4	3,015.4	3,293.2	3,353.3	3,415.4	3,579.2	3,960.4	4,312.5	
Residential	1,413.6	1,603.9	1,657.9	1,767.0	1,971.6	2,010.8	1,889.5	1,884.1	1,605.1	1,421.2	1,378.5	1,452.3	1,413.6	1,603.9	1,657.9	1,767.0	1,971.6	
Commercial	141.5	150.0	156.4	161.8	196.0	191.0	190.9	177.6	151.5	143.4	144.3	144.6	141.5	159.0	156.4	161.8	196.0	
Industrial	414.8	450.1	479.1	515.4	648.0	680.0	765.6	661.6	514.6	428.0	425.3	385.3	407.5	442.1	470.5	506.0	636.0	
Municipal	122.4	135.5	164.9	169.1	169.8	186.6	161.6	163.5	136.8	140.9	129.8	129.7	122.4	135.5	164.9	169.1	169.8	
Sale for Resale	190.0	190.0	190.0	190.0	190.0	190.0	190.0	190.0	190.0	190.0	190.0	190.0	190.0	190.0	190.0	190.0	190.0	
Private Fire	280.0	280.0	280.0	280.0	280.0	280.0	280.0	280.0	280.0	280.0	280.0	280.0	280.0	280.0	280.0	280.0	280.0	
Public Fire	0.0	0.0	0.0	0.0	0.0	0.0	0.0	0.0	0.0	0.0	0.0	0.0	0.0	0.0	0.0	0.0	0.0	
Flat Rate	0.0	0.0	0.0	0.0	0.0	0.0	0.0	0.0	0.0	0.0	0.0	0.0	0.0	0.0	0.0	0.0	0.0	
Miscellaneous	0.0	0.0	0.0	0.0	0.0	0.0	0.0	0.0	0.0	0.0	0.0	0.0	0.0	0.0	0.0	0.0	0.0	
<b>Other Revenue (P04)</b>	0.0	0.0	0.0	0.0	0.0	0.0	0.0	0.0	0.0	0.0	0.0	0.0	0.0	0.0	0.0	0.0	0.0	
<b>Total</b>	5,889.5	6,207.5	6,479.8	7,013.0	7,734.4	7,871.3	7,702.0	7,383.1	6,436.1	5,976.0	6,363.4	5,875.0	5,908.3	6,226.0	6,498.9	7,034.4	7,755.9	















Kentucky American Water Company  
 Case No. 2012-00520  
 W/P - 2-2 Bill Analysis Support  
 Exhibits\Revenue\Support\2012  
 Revenue Template - Pass  
 3.XLS\Kentucky

Witness Responsible: Linda Bridwell

Group A - Quarterly Customers	Mar-14	Apr-14	May-14	Jun-14	Jul-14	Aug-14	Sep-14	Oct-14	Nov-14	Dec-14	Jan-15	Feb-15	Mar-15	Apr-15	May-15	Jun-15	Jul-15	
1 - Residential	-	-	-	-	-	-	-	-	-	-	-	-	-	-	-	-	-	-
2 - Commercial	-	-	-	-	-	-	-	-	-	-	-	-	-	-	-	-	-	-
3 - Industrial	-	-	-	-	-	-	-	-	-	-	-	-	-	-	-	-	-	-
4 - Other Public Authority	-	-	-	-	-	-	-	-	-	-	-	-	-	-	-	-	-	-
5 - Other Water Utility	-	-	-	-	-	-	-	-	-	-	-	-	-	-	-	-	-	-
6 - Private Fire Service	-	-	-	-	-	-	-	-	-	-	-	-	-	-	-	-	-	-
7 - Miscellaneous	-	-	-	-	-	-	-	-	-	-	-	-	-	-	-	-	-	-
8 - Public Fire Service	-	-	-	-	-	-	-	-	-	-	-	-	-	-	-	-	-	-
9 - Private Fire Service Metered	-	-	-	-	-	-	-	-	-	-	-	-	-	-	-	-	-	-

Group B - Quarterly Customers	Mar-14	Apr-14	May-14	Jun-14	Jul-14	Aug-14	Sep-14	Oct-14	Nov-14	Dec-14	Jan-15	Feb-15	Mar-15	Apr-15	May-15	Jun-15	Jul-15	
1 - Residential	-	-	-	-	-	-	-	-	-	-	-	-	-	-	-	-	-	-
2 - Commercial	-	-	-	-	-	-	-	-	-	-	-	-	-	-	-	-	-	-
3 - Industrial	-	-	-	-	-	-	-	-	-	-	-	-	-	-	-	-	-	-
4 - Other Public Authority	-	-	-	-	-	-	-	-	-	-	-	-	-	-	-	-	-	-
5 - Other Water Utility	-	-	-	-	-	-	-	-	-	-	-	-	-	-	-	-	-	-
6 - Private Fire Service	-	-	-	-	-	-	-	-	-	-	-	-	-	-	-	-	-	-
7 - Miscellaneous	-	-	-	-	-	-	-	-	-	-	-	-	-	-	-	-	-	-
8 - Public Fire Service	-	-	-	-	-	-	-	-	-	-	-	-	-	-	-	-	-	-
9 - Private Fire Service Metered	-	-	-	-	-	-	-	-	-	-	-	-	-	-	-	-	-	-

Group C - Quarterly Customers	Mar-14	Apr-14	May-14	Jun-14	Jul-14	Aug-14	Sep-14	Oct-14	Nov-14	Dec-14	Jan-15	Feb-15	Mar-15	Apr-15	May-15	Jun-15	Jul-15	
1 - Residential	-	-	-	-	-	-	-	-	-	-	-	-	-	-	-	-	-	-
2 - Commercial	-	-	-	-	-	-	-	-	-	-	-	-	-	-	-	-	-	-
3 - Industrial	-	-	-	-	-	-	-	-	-	-	-	-	-	-	-	-	-	-
4 - Other Public Authority	-	-	-	-	-	-	-	-	-	-	-	-	-	-	-	-	-	-
5 - Other Water Utility	-	-	-	-	-	-	-	-	-	-	-	-	-	-	-	-	-	-
6 - Private Fire Service	-	-	-	-	-	-	-	-	-	-	-	-	-	-	-	-	-	-
7 - Miscellaneous	-	-	-	-	-	-	-	-	-	-	-	-	-	-	-	-	-	-
8 - Public Fire Service	-	-	-	-	-	-	-	-	-	-	-	-	-	-	-	-	-	-
9 - Private Fire Service Metered	-	-	-	-	-	-	-	-	-	-	-	-	-	-	-	-	-	-

All Customers Average Usage per Day (000s Gallons)	Mar-14	Apr-14	May-14	Jun-14	Jul-14	Aug-14	Sep-14	Oct-14	Nov-14	Dec-14	Jan-15	Feb-15	Mar-15	Apr-15	May-15	Jun-15	Jul-15	
1 - Residential	14,058	14,901	15,401	18,292	19,825	20,138	20,128	18,274	15,942	14,299	15,775	15,290	14,170	15,019	15,523	18,436	19,981	
2 - Commercial	7,781	9,354	9,413	10,480	11,509	11,771	11,326	10,924	9,362	7,832	8,883	8,901	7,781	9,354	9,413	10,480	11,509	
3 - Industrial	1,109	1,296	1,232	1,320	1,560	1,519	1,568	1,408	1,231	1,125	1,132	1,256	1,109	1,296	1,232	1,320	1,560	
4 - Other Public Authority	2,788	3,158	3,276	3,670	4,359	4,803	5,635	4,663	3,664	2,888	2,867	2,837	2,732	3,095	3,211	3,597	4,468	
5 - Other Water Utility	904	1,038	1,230	1,304	1,267	1,396	1,244	1,219	1,048	1,046	961	1,062	904	1,038	1,230	1,304	1,267	
6 - Private Fire Service	-	-	-	-	-	-	-	-	-	-	-	-	-	-	-	-	-	-
7 - Miscellaneous	-	-	-	-	-	-	-	-	-	-	-	-	-	-	-	-	-	-
8 - Public Fire Service	-	-	-	-	-	-	-	-	-	-	-	-	-	-	-	-	-	-
9 - Private Fire Service Metered	-	-	-	-	-	-	-	-	-	-	-	-	-	-	-	-	-	-

Unbilled Usage (000s)	Mar-14	Apr-14	May-14	Jun-14	Jul-14	Aug-14	Sep-14	Oct-14	Nov-14	Dec-14	Jan-15	Feb-15	Mar-15	Apr-15	May-15	Jun-15	Jul-15
0 1 - Residential	246,022	260,771	269,322	320,115	346,929	352,419	352,242	319,787	273,992	230,233	276,066	267,370	247,968	262,829	271,646	322,638	349,661
0 2 - Commercial	136,160	163,699	164,724	183,401	201,406	205,995	198,202	191,173	163,838	137,057	155,447	155,761	136,160	163,699	164,724	183,401	201,406
0 3 - Industrial	19,404	22,679	21,567	23,093	27,302	26,585	27,444	24,642	21,542	19,682	19,810	21,979	19,404	22,679	21,567	23,093	27,302
0 4 - Other Public Authority	48,784	55,261	57,331	64,223	79,784	84,049	98,612	81,599	64,113	50,536	50,176	49,654	47,808	54,156	56,185	62,939	78,189



Kentucky American Water Company  
Case No. 2012-00520  
W/P - 2.2 Bill Analysis Support  
Exhibits \Revenue\Support\2012  
Revenue Template - Pass  
3.XLS\Kentucky

Witness Responsible: Linda Bridwell  
0 2 - Commercial  
0 3 - Industrial  
0 4 - Other Public Authority  
0 5 - Other Water Utility  
0 6 - Private Fire Service  
0 7 - Miscellaneous  
0 8 - Public Fire Service  
0 9 - Private Fire Service Metered

	Mar-14	Apr-14	May-14	Jun-14	Jul-14	Aug-14	Sep-14	Oct-14	Nov-14	Dec-14	Jan-15	Feb-15	Mar-15	Apr-15	May-15	Jun-15	Jul-15
<b>Total Unbilled Usage (000s Gallons)</b>																	
0 1 - Residential	246,022	260,771	269,322	320,115	346,929	352,419	352,242	319,787	278,992	250,233	276,066	267,570	247,968	262,829	271,646	322,638	349,661
0 2 - Commercial	136,160	163,699	164,724	183,401	201,406	205,595	198,202	191,173	163,838	137,057	155,447	155,761	136,160	163,699	164,724	183,401	201,406
0 3 - Industrial	19,404	22,679	21,567	23,093	27,302	26,585	27,444	24,642	21,542	19,682	19,810	21,979	19,404	22,679	21,567	23,093	27,302
0 4 - Other Public Authority	48,784	55,261	57,331	64,223	79,784	84,049	98,612	81,599	64,113	50,536	50,176	49,654	47,808	54,156	56,185	62,939	78,189
0 5 - Other Water Utility	15,813	18,163	21,520	22,821	22,173	24,425	21,771	21,329	18,345	18,303	16,811	18,593	15,813	18,163	21,520	22,821	22,173
0 6 - Private Fire Service	-	-	-	-	-	-	-	-	-	-	-	-	-	-	-	-	-
0 7 - Miscellaneous	-	-	-	-	-	-	-	-	-	-	-	-	-	-	-	-	-
0 8 - Public Fire Service	-	-	-	-	-	-	-	-	-	-	-	-	-	-	-	-	-
0 9 - Private Fire Service Metered	466,182	520,573	534,664	613,653	677,594	693,473	698,271	638,530	546,830	475,812	518,310	513,558	467,153	521,526	535,641	614,891	678,730

**Usage Impact**

	Mar-14	Apr-14	May-14	Jun-14	Jul-14	Aug-14	Sep-14	Oct-14	Nov-14	Dec-14	Jan-15	Feb-15	Mar-15	Apr-15	May-15	Jun-15	Jul-15
<b>Total Unbilled Usage (000s Gallons)</b>																	
0 1 - Residential	(19,446)	14,749	8,751	50,593	26,814	5,489	(176)	(32,455)	(40,794)	(28,759)	25,833	(8,496)	(19,602)	14,861	8,817	50,992	27,023
0 2 - Commercial	(19,601)	27,539	1,024	18,678	18,005	4,589	(7,793)	(7,029)	(27,335)	(26,781)	18,390	314	(19,601)	27,539	1,024	18,678	18,005
0 3 - Industrial	(2,575)	3,275	(1,112)	1,526	4,209	(717)	859	(2,802)	(3,100)	(18,660)	127	2,169	(2,575)	3,275	(1,112)	1,526	4,209
0 4 - Other Public Authority	(1,884)	6,477	2,071	6,892	15,561	4,264	14,563	(17,013)	(17,486)	(13,577)	(359)	(522)	(1,846)	6,348	2,029	6,754	15,250
0 5 - Other Water Utility	(2,780)	2,350	3,357	1,501	(648)	2,253	(2,654)	(442)	(2,984)	(42)	(1,493)	1,783	(2,780)	2,350	3,357	1,501	(648)
0 6 - Private Fire Service	-	-	-	-	-	-	-	-	-	-	-	-	-	-	-	-	-
0 7 - Miscellaneous	-	-	-	-	-	-	-	-	-	-	-	-	-	-	-	-	-
0 8 - Public Fire Service	-	-	-	-	-	-	-	-	-	-	-	-	-	-	-	-	-
0 9 - Private Fire Service Metered	(46,287)	54,391	14,091	78,989	63,941	15,879	4,798	(59,741)	(91,699)	(71,019)	42,498	(4,752)	(46,405)	54,373	14,116	79,250	63,839

	Mar-14	Apr-14	May-14	Jun-14	Jul-14	Aug-14	Sep-14	Oct-14	Nov-14	Dec-14	Jan-15	Feb-15	Mar-15	Apr-15	May-15	Jun-15	Jul-15
<b>Total Billed Usage (000s Gallons)</b>																	
0 1 - Residential	455,256	432,287	468,688	498,176	587,747	618,795	604,020	598,935	519,067	472,029	463,198	436,608	458,859	435,702	472,385	502,102	592,376
0 2 - Commercial	260,799	253,088	290,772	295,724	338,771	360,316	347,568	345,678	308,200	269,567	256,973	248,904	260,799	253,088	290,772	295,724	338,771
0 3 - Industrial	36,948	35,603	39,316	38,062	44,154	47,811	46,188	46,454	40,030	36,726	34,964	32,997	36,948	35,603	39,316	38,062	44,154
0 4 - Other Public Authority	88,301	88,256	99,488	103,205	125,771	144,622	154,486	161,560	127,394	103,098	89,243	79,969	86,535	86,491	97,498	101,141	123,256
0 5 - Other Water Utility	30,792	28,787	34,764	37,820	39,925	41,015	39,976	38,225	34,433	32,465	31,272	27,967	30,792	28,787	34,764	37,820	39,925
0 6 - Private Fire Service	-	-	-	-	-	-	-	-	-	-	-	-	-	-	-	-	-
0 7 - Miscellaneous	-	-	-	-	-	-	-	-	-	-	-	-	-	-	-	-	-
0 8 - Public Fire Service	-	-	-	-	-	-	-	-	-	-	-	-	-	-	-	-	-
0 9 - Private Fire Service Metered	872,093	838,020	933,028	972,988	1,136,369	1,212,559	1,192,238	1,190,851	1,029,123	913,885	875,651	826,444	873,932	839,671	934,735	974,850	1,138,483

Kentucky American Water Company  
Case No. 2012-00520  
W/P - 2-2 Bill Analysis Support  
Exhibits\Revenue\Support\2012  
Revenue Template - Pass  
3.XLS\Kentucky  
Witness Responsible: Linda Bridwell

**VOLUMETRIC REVENUES**

Number of Customers	Aug-15	Sep-15	Oct-15	Nov-15	Dec-15
Residential	112,879	112,878	112,869	112,808	112,779
Commercial	8,746	8,746	8,746	8,746	8,746
Industrial	21	21	21	21	21
Municipal	531	531	531	531	531
Sale for Resale	12	12	12	12	12
Private Fire	2,128	2,128	2,128	2,128	2,128
Public Fire	0	0	0	0	0
Flat Rate	0	0	0	0	0
Miscellaneous	0	0	0	0	0
<b>Total No. of Customers</b>	<b>124,317</b>	<b>124,316</b>	<b>124,307</b>	<b>124,246</b>	<b>124,217</b>

Increase in Customers	Aug-15	Sep-15	Oct-15	Nov-15	Dec-15
Residential	243	(1)	(9)	(61)	(29)
Commercial	0	0	0	0	0
Industrial	0	0	0	0	0
Municipal	0	0	0	0	0
Sale for Resale	0	0	0	0	0
Private Fire	0	0	0	0	0
Public Fire	0	0	0	0	0
Flat Rate	0	0	0	0	0
Miscellaneous	0	0	0	0	0
<b>Total Increase in Customers</b>	<b>243</b>	<b>(1)</b>	<b>(9)</b>	<b>(61)</b>	<b>(29)</b>

Growth from Dec 31 of Previous Year	Aug-15	Sep-15	Oct-15	Nov-15	Dec-15
Residential	0.9%	0.9%	0.9%	0.8%	0.8%
Commercial	0.0%	0.0%	0.0%	0.0%	0.0%
Industrial	0.0%	0.0%	0.0%	0.0%	0.0%
Municipal	0.0%	0.0%	0.0%	0.0%	0.0%
Sale for Resale	0.0%	0.0%	0.0%	0.0%	0.0%
Private Fire	0.0%	0.0%	0.0%	0.0%	0.0%
Public Fire	0.0%	0.0%	0.0%	0.0%	0.0%
Flat Rate	0.0%	0.0%	0.0%	0.0%	0.0%
Miscellaneous	0.0%	0.0%	0.0%	0.0%	0.0%
<b>Total</b>	<b>0.8%</b>	<b>0.8%</b>	<b>0.8%</b>	<b>0.7%</b>	<b>0.7%</b>

Usage per Bill Day per Customer (000s Gallons)	Aug-15	Sep-15	Oct-15	Nov-15	Dec-15
Residential Baseline Usage / Bill Day	01.7981	0.17972	0.16317	0.14243	0.12779
Commercial Baseline Usage / Bill Day	1.34589	1.29497	1.24905	1.07045	0.89547
Industrial Baseline Usage / Bill Day	72.34052	74.67794	67.05389	58.61812	53.55770
Municipal Baseline Usage / Bill Day	9.04480	10.61197	8.78117	6.89946	5.43854

Usage Adjustment per Customer (000s Gallons)	Aug-15	Sep-15	Oct-15	Nov-15	Dec-15
Residential Usage Adjustment					
Commercial Usage Adjustment					
Industrial Usage Adjustment					
Municipal Usage Adjustment					

Adjusted Daily Usage per Customer (000s Gallons)	Aug-15	Sep-15	Oct-15	Nov-15	Dec-15
Residential Adj Daily Usage	01.7981	0.17972	0.16317	0.14243	0.12779
Commercial Adj Daily Usage	1.34589	1.29497	1.24905	1.07045	0.89547
Industrial Adj Daily Usage	72.34052	74.67794	67.05389	58.61812	53.55770
Municipal Adj Daily Usage	8.86391	10.39973	8.60555	6.76147	5.32957

Calendar Days in Month	Aug-15	Sep-15	Oct-15	Nov-15	Dec-15



Kentucky American Water Company  
Case No. 2012-00520  
W/P - 2-2 Bill Analysis Support  
Exhibits\Revenue\Support\2012  
Revenue Template - Pass  
3.XLS\Kentucky  
Witness Responsible: Linda Bridwell  
Calendar Days 31 30 31 30 31  
Days in Month / Days in Year 8.5% 8.2% 8.5% 8.2% 8.5%

Total Usage (000s Gallons)	Aug-15	Sep-15	Oct-15	Nov-15	Dec-15
Residential Usage	629,190	608,588	570,931	482,033	446,756
Commercial Usage	364,906	339,775	338,649	280,865	242,786
Industrial Usage	47,094	43,652	36,929	34,866	34,866
Municipal Usage	145,909	165,668	141,656	107,710	87,730
Sale for Resale Usage	43,268	37,322	37,783	31,449	32,423
Private Fire Usage	0	0	0	0	0
Public Fire Usage	0	0	0	0	0
Flat Rate Usage	0	0	0	0	0
Miscellaneous Usage	0	0	0	0	0
Total Usage	1,230,366	1,198,400	1,132,670	938,986	844,562

% Usage By Block	Aug-15	Sep-15	Oct-15	Nov-15	Dec-15
Average Residential Tariff	5.3004	5.3004	5.3004	5.3004	5.3004
Average Commercial Tariff	4.8280	4.8280	4.8280	4.8280	4.8280
Average Industrial Tariff	3.8947	3.8947	3.8947	3.8947	3.8947
Average Municipal Tariff	4.2452	4.2452	4.2452	4.2452	4.2452
Sale for Resale	4.2093	4.2093	4.2093	4.2093	4.2093
Private Fire	0.0000	0.0000	0.0000	0.0000	0.0000
Public Fire	0.0000	0.0000	0.0000	0.0000	0.0000
Flat Rate	0.0000	0.0000	0.0000	0.0000	0.0000
Miscellaneous	0.0000	0.0000	0.0000	0.0000	0.0000
Average Tariff per 1000 Gallons	4.9430	4.9314	4.9366	4.9462	4.9551

Usage Charges (\$000)	Aug-15	Sep-15	Oct-15	Nov-15	Dec-15
Residential Volumetric Charges	3,335.0	3,026.2	3,026.2	2,555.0	2,368.0
Commercial Volumetric Charges	1,761.8	1,640.4	1,635.0	1,356.0	1,172.2
Industrial Volumetric Charges	183.4	183.2	170.0	143.8	135.8
Municipal Volumetric Charges	619.4	703.3	601.4	457.3	372.4
Sale for Resale	182.1	157.1	159.0	132.4	136.5
Private Fire	0.0	0.0	0.0	0.0	0.0
Public Fire	0.0	0.0	0.0	0.0	0.0
Flat Rate	0.0	0.0	0.0	0.0	0.0
Miscellaneous	0.0	0.0	0.0	0.0	0.0
Usage Charges	6,081.7	5,909.8	5,591.6	4,644.4	4,184.9

FIXED CHARGES	Aug-15	Sep-15	Oct-15	Nov-15	Dec-15
Number of Meters					
Total Residential Meters	112,373	112,372	112,363	112,302	112,273
Total Commercial Meters	8,888	8,888	8,888	8,888	8,888
Total Industrial Meters	53	53	53	53	53
Total Municipal Meters	765	765	765	765	765
Sale for Resale	23	23	23	23	23
Private Fire	0	0	0	0	0
Public Fire	0	0	0	0	0
Flat Rate	0	0	0	0	0
Miscellaneous	0	0	0	0	0
Total Meters	122,102	122,101	122,092	122,031	122,002

Increase in Meters	Aug-15	Sep-15	Oct-15	Nov-15	Dec-15
Total Iner in Residential Meters	243	(1)	(9)	(61)	(29)
Total Iner in Commercial Meters	0	0	0	0	0

Kentucky American Water Company  
Case No. 2012-00520  
W/P - 2.2 Bill Analysis Support  
Exhibits\Revenue\Support\2012  
Revenue Template - Pass  
3.XLS\Kentucky  
Witness Responsible: Linda Bridwell  
Total Inr in Industrial Meters 0 0 0 0 0 0  
Total Inr in Municipal Meters 0 0 0 0 0 0  
Total Inr in Meters 243 (1) (9) (61) (29)

Monthly Meter Charge (\$ / Meter)	Aug-15	Sep-15	Oct-15	Nov-15	Dec-15
Residential Blended Fixed Charge	9.18	9.18	9.18	9.18	9.18
Commercial Blended Fixed Charge	28.02	28.02	28.02	28.02	28.02
Industrial Blended Fixed Charge	143.91	143.91	143.91	143.91	143.91
Municipal Blended Fixed Charge	62.73	62.73	62.73	62.73	62.73
Sale for Resale	193.87	193.87	193.87	193.87	193.87
Private Fire	0.00	0.00	0.00	0.00	0.00
Public Fire	0.00	0.00	0.00	0.00	0.00
Flat Rate	0.00	0.00	0.00	0.00	0.00
Miscellaneous	0.00	0.00	0.00	0.00	0.00
Blended Fixed Charge per Meter	14.83	14.83	14.83	14.83	14.83

Total Fixed Service Charges (\$000)	Aug-15	Sep-15	Oct-15	Nov-15	Dec-15
Total Residential Fixed Charges	1,031.6	1,031.6	1,031.5	1,031.0	1,030.7
Total Commercial Fixed Charges	249.1	249.1	249.1	249.1	249.1
Total Industrial Fixed Charges	7.6	7.6	7.6	7.6	7.6
Total Municipal Fixed Charges	48.0	48.0	48.0	48.0	48.0
Sale for Resale	4.5	4.5	4.5	4.5	4.5
Private Fire	190.0	190.0	190.0	190.0	190.0
Public Fire	280.0	280.0	280.0	280.0	280.0
Flat Rate	0.0	0.0	0.0	0.0	0.0
Miscellaneous	0.0	0.0	0.0	0.0	0.0
Total Fixed Charges	1,810.8	1,810.8	1,810.7	1,810.1	1,809.9

Total Usage & Fixed Revenue (\$000)	Aug-15	Sep-15	Oct-15	Nov-15	Dec-15
Residential	4,366.6	4,257.4	4,057.7	3,586.0	3,398.7
Commercial	2,010.8	1,889.5	1,884.1	1,605.1	1,421.2
Industrial	191.0	190.9	177.6	151.5	143.4
Municipal	667.4	751.3	649.3	505.2	420.4
Sale for Resale	186.6	161.6	163.5	136.8	140.9
Private Fire	190.0	190.0	190.0	190.0	190.0
Public Fire	280.0	280.0	280.0	280.0	280.0
Flat Rate	0.0	0.0	0.0	0.0	0.0
Miscellaneous	0.0	0.0	0.0	0.0	0.0
Total	7,892.4	7,720.6	7,402.2	6,454.6	5,994.7

DSIC Rate (\$ / 000 Gallons)	Aug-15	Sep-15	Oct-15	Nov-15	Dec-15
Residential	0.0000	0.0000	0.0000	0.0000	0.0000
Commercial	0.0000	0.0000	0.0000	0.0000	0.0000
Industrial	0.0000	0.0000	0.0000	0.0000	0.0000
Municipal	0.0000	0.0000	0.0000	0.0000	0.0000
Sale for Resale	0.0000	0.0000	0.0000	0.0000	0.0000
Private Fire	0.0000	0.0000	0.0000	0.0000	0.0000
Public Fire	0.0000	0.0000	0.0000	0.0000	0.0000
Flat Rate	0.0000	0.0000	0.0000	0.0000	0.0000
Miscellaneous	0.0000	0.0000	0.0000	0.0000	0.0000
	0.000%	0.000%	0.000%	0.000%	0.000%

DSIC Revenue (\$000)	Aug-15	Sep-15	Oct-15	Nov-15	Dec-15
Residential	0.0	0.0	0.0	0.0	0.0
Commercial	0.0	0.0	0.0	0.0	0.0
Industrial	0.0	0.0	0.0	0.0	0.0
Municipal	0.0	0.0	0.0	0.0	0.0

Kentucky American Water Company  
Case No. 2012-00520  
W/P - 2.2 Bill Analysis Support  
Exhibits\Revenue\Support\2012  
Revenue Template - Pass  
3.XLS\Kentucky  
Witness Responsible: Linda Bridwell

	Aug-15	Sep-15	Oct-15	Nov-15	Dec-15
Sale for Resale	0.0	0.0	0.0	0.0	0.0
Private Fire	0.0	0.0	0.0	0.0	0.0
Public Fire	0.0	0.0	0.0	0.0	0.0
Flat Rate	0.0	0.0	0.0	0.0	0.0
Miscellaneous	0.0	0.0	0.0	0.0	0.0
<b>Total</b>	<b>0.0</b>	<b>0.0</b>	<b>0.0</b>	<b>0.0</b>	<b>0.0</b>

<b>Volumetric Surcharge (\$ / 000 Gallons)</b>	Aug-15	Sep-15	Oct-15	Nov-15	Dec-15
Residential	0.00	0.00	0.00	0.00	0.00
Commercial	0.00	0.00	0.00	0.00	0.00
Industrial	0.00	0.00	0.00	0.00	0.00
Municipal	0.00	0.00	0.00	0.00	0.00
Sale for Resale	0.00	0.00	0.00	0.00	0.00
Private Fire	0.00	0.00	0.00	0.00	0.00
Public Fire	0.00	0.00	0.00	0.00	0.00
Flat Rate	0.00	0.00	0.00	0.00	0.00
Miscellaneous	0.00	0.00	0.00	0.00	0.00
<b>Blended Usage Surcharges</b>	<b>0.00</b>	<b>0.00</b>	<b>0.00</b>	<b>0.00</b>	<b>0.00</b>

<b>Surcharge Revenue on Usage (\$000)</b>	Aug-15	Sep-15	Oct-15	Nov-15	Dec-15
Residential	0.0	0.0	0.0	0.0	0.0
Commercial	0.0	0.0	0.0	0.0	0.0
Industrial	0.0	0.0	0.0	0.0	0.0
Municipal	0.0	0.0	0.0	0.0	0.0
Sale for Resale	0.0	0.0	0.0	0.0	0.0
Private Fire	0.0	0.0	0.0	0.0	0.0
Public Fire	0.0	0.0	0.0	0.0	0.0
Flat Rate	0.0	0.0	0.0	0.0	0.0
Miscellaneous	0.0	0.0	0.0	0.0	0.0
<b>Total Surcharge on Usage</b>	<b>0.0</b>	<b>0.0</b>	<b>0.0</b>	<b>0.0</b>	<b>0.0</b>

<b>Fixed Revenue Surcharge (% of Fixed Revenue)</b>	Aug-15	Sep-15	Oct-15	Nov-15	Dec-15
Residential	0.00%	0.00%	0.00%	0.00%	0.00%
Commercial	0.00%	0.00%	0.00%	0.00%	0.00%
Industrial	0.00%	0.00%	0.00%	0.00%	0.00%
Municipal	0.00%	0.00%	0.00%	0.00%	0.00%
Sale for Resale	0.00%	0.00%	0.00%	0.00%	0.00%
Private Fire	0.00%	0.00%	0.00%	0.00%	0.00%
Public Fire	0.00%	0.00%	0.00%	0.00%	0.00%

Kentucky American Water Company  
Case No. 2012-00520  
W/P - 2-2 Bill Analysis Support  
Exhibits\Revenue\Support\2012  
Revenue Template - Pass  
3.XLS\Kentucky  
Witness Responsible: Linda Bridwell

Flat Rate	0.00%	0.00%	0.00%	0.00%	0.00%	0.00%	0.00%	0.00%
Miscellaneous	0.00%	0.00%	0.00%	0.00%	0.00%	0.00%	0.00%	0.00%
<b>Blended Usage Surcharges</b>	0.00%	0.00%	0.00%	0.00%	0.00%	0.00%	0.00%	0.00%

<b>Surcharge Revenue on Fixed Revenue (\$/100)</b>	Aug-15	Sep-15	Oct-15	Nov-15	Dec-15
Residential	0.0	0.0	0.0	0.0	0.0
Commercial	0.0	0.0	0.0	0.0	0.0
Industrial	0.0	0.0	0.0	0.0	0.0
Municipal	0.0	0.0	0.0	0.0	0.0
Slc for Resale	0.0	0.0	0.0	0.0	0.0
Private Fire	0.0	0.0	0.0	0.0	0.0
Public Fire	0.0	0.0	0.0	0.0	0.0
Flat Rate	0.0	0.0	0.0	0.0	0.0
Miscellaneous	0.0	0.0	0.0	0.0	0.0
<b>Total Surcharge on Usage</b>	0.0	0.0	0.0	0.0	0.0

<b>Surcharge on Total Revenue (% of Usage and Fixed R</b>	Aug-15	Sep-15	Oct-15	Nov-15	Dec-15
Residential	0.00%	0.00%	0.00%	0.00%	0.00%

Kentucky American Water Company  
Case No. 2012-00520  
W/P - 2.2 Bill Analysis Support  
Exhibits\Revenue\Support\2012  
Revenue Template - Pass  
3.XLS\Kentucky  
Witness Responsible: Linda Bridwell

Commercial	0.00%	0.00%	0.00%	0.00%	0.00%	0.00%
Industrial	0.00%	0.00%	0.00%	0.00%	0.00%	0.00%
Municipal	0.00%	0.00%	0.00%	0.00%	0.00%	0.00%
Sale for Resale	0.00%	0.00%	0.00%	0.00%	0.00%	0.00%
Private Fire	0.00%	0.00%	0.00%	0.00%	0.00%	0.00%
Public Fire	0.00%	0.00%	0.00%	0.00%	0.00%	0.00%
Flat Rate	0.00%	0.00%	0.00%	0.00%	0.00%	0.00%
Miscellaneous	0.00%	0.00%	0.00%	0.00%	0.00%	0.00%
<b>Blended Usage Surcharges</b>	0.00%	0.00%	0.00%	0.00%	0.00%	0.00%

<b>Surcharge Revenue on Total Revenue (\$000)</b>	Aug-15	Sep-15	Oct-15	Nov-15	Dec-15
Residential	0.0	0.0	0.0	0.0	0.0
Commercial	0.0	0.0	0.0	0.0	0.0
Industrial	0.0	0.0	0.0	0.0	0.0
Municipal	0.0	0.0	0.0	0.0	0.0
Sale for Resale	0.0	0.0	0.0	0.0	0.0
Private Fire	0.0	0.0	0.0	0.0	0.0
Public Fire	0.0	0.0	0.0	0.0	0.0
Flat Rate	0.0	0.0	0.0	0.0	0.0
Miscellaneous	0.0	0.0	0.0	0.0	0.0
<b>Total Surcharge on Usage</b>	0.0	0.0	0.0	0.0	0.0

<b>Other Charges (\$000)</b>	Aug-15	Sep-15	Oct-15	Nov-15	Dec-15
Residential	0.0	0.0	0.0	0.0	0.0
Commercial	0.0	0.0	0.0	0.0	0.0
Industrial	0.0	0.0	0.0	0.0	0.0
Municipal	0.0	0.0	0.0	0.0	0.0
Sale for Resale	0.0	0.0	0.0	0.0	0.0
Private Fire	0.0	0.0	0.0	0.0	0.0
Public Fire	0.0	0.0	0.0	0.0	0.0
Flat Rate	0.0	0.0	0.0	0.0	0.0
Miscellaneous	0.0	0.0	0.0	0.0	0.0
<b>Total</b>	0.0	0.0	0.0	0.0	0.0

<b>Total Pre-Rate Increase Water Revenue (\$000)</b>	Aug-15	Sep-15	Oct-15	Nov-15	Dec-15
Residential	4,366.6	4,257.4	4,057.7	3,586.0	3,398.7
Commercial	2,010.8	1,884.1	1,605.1	1,421.2	1,421.2
Industrial	191.0	190.9	177.6	151.5	143.4
Municipal	667.4	751.3	649.3	505.2	420.4
Sale for Resale	186.6	161.6	163.5	136.8	140.9
Private Fire	190.0	190.0	190.0	190.0	190.0
Public Fire	280.0	280.0	280.0	280.0	280.0
Flat Rate	0.0	0.0	0.0	0.0	0.0
Miscellaneous	0.0	0.0	0.0	0.0	0.0
<b>Total</b>	<b>7,892.4</b>	<b>7,720.6</b>	<b>7,402.2</b>	<b>6,454.6</b>	<b>5,994.7</b>
<b>Monthly Revenue %</b>	<b>0.10</b>	<b>0.10</b>	<b>0.09</b>	<b>0.08</b>	<b>0.07</b>

<b>P04 - Other Revenue (\$000)</b>	Aug-15	Sep-15	Oct-15	Nov-15	Dec-15
Total	0.0	0.0	0.0	0.0	0.0

**REVENUE REQUIREMENTS AND RATE**

<b>Rate Increase in Other Revenue (P04) (\$000)</b>	Aug-15	Sep-15	Oct-15	Nov-15	Dec-15
Total	0.0	0.0	0.0	0.0	0.0

Kentucky American Water Company  
Case No. 2012-00520  
W/P - 2-2 Bill Analysis Support  
Exhibits\Revenue\Support\2012  
Revenue Template - Pass  
3.XLS\Kentucky  
Witness Responsible: Linda Bridwell

Increase to Tariff (Growth on Previous Month)	Aug-15	Sep-15	Oct-15	Nov-15	Dec-15
Residential Rate Increase					

Kentucky American Water Company  
 Case No. 2012-00520  
 W/P - 2-2 Bill Analysis Support  
 Exhibits\Revenue\Support\2012  
 Revenue Template - Pass  
 3.XLS\Kentucky  
 Witness Responsible: Linda Bridwell

	Aug-15	Sep-15	Oct-15	Nov-15	Dec-15
<b>Increase in Usage Charges (\$000)</b>					
Commercial Rate Increase	0.00	0.00	0.00	0.00	0.00
Industrial Rate Increase	0.00	0.00	0.00	0.00	0.00
Municipal Rate Increase	0.00	0.00	0.00	0.00	0.00
Residential Volumetric Charges	0.00	0.00	0.00	0.00	0.00
Commercial Volumetric Charges	0.00	0.00	0.00	0.00	0.00
Industrial Volumetric Charges	0.00	0.00	0.00	0.00	0.00
Municipal Volumetric Charges	0.00	0.00	0.00	0.00	0.00
Sale for Resale	0.00	0.00	0.00	0.00	0.00
Private Fire	0.00	0.00	0.00	0.00	0.00
Public Fire	0.00	0.00	0.00	0.00	0.00
Flat Rate	0.00	0.00	0.00	0.00	0.00
Miscellaneous	0.00	0.00	0.00	0.00	0.00
Usage Charges	0.00	0.00	0.00	0.00	0.00

Kentucky American Water Company  
Case No. 2012-00520  
W/P - 2-2 Bill Analysis Support  
Exhibits\Revenue\Support\2012  
Revenue Template - Pass  
3.XLS\Kentucky  
Witness Responsible: Linda Bridwell

Increase to Fixed Rate (Growth on Previous Month)						
	Aug-15	Sep-15	Oct-15	Nov-15	Dec-15	
Residential						
Commercial						
Industrial						
Municipal						
<b>Increase in Fixed Service Charges (\$000)</b>	<b>Aug-15</b>	<b>Sep-15</b>	<b>Oct-15</b>	<b>Nov-15</b>	<b>Dec-15</b>	<b>Dec-15</b>
Total Residential Fixed Charges	0.0	0.0	0.0	0.0	0.0	0.0
Total Commercial Fixed Charges	0.0	0.0	0.0	0.0	0.0	0.0
Total Industrial Fixed Charges	0.0	0.0	0.0	0.0	0.0	0.0
Total Municipal Fixed Charges	0.0	0.0	0.0	0.0	0.0	0.0
Sale for Resale	0.0	0.0	0.0	0.0	0.0	0.0
Private Fire	0.0	0.0	0.0	0.0	0.0	0.0
Public Fire	0.0	0.0	0.0	0.0	0.0	0.0
Flat Rate	0.0	0.0	0.0	0.0	0.0	0.0
Miscellaneous	0.0	0.0	0.0	0.0	0.0	0.0
<b>Total Fixed Charges</b>	<b>0.0</b>	<b>0.0</b>	<b>0.0</b>	<b>0.0</b>	<b>0.0</b>	<b>0.0</b>

Total Rate Case Increased Revenue (\$000)						
	Aug-15	Sep-15	Oct-15	Nov-15	Dec-15	
Residential	0.0	0.0	0.0	0.0	0.0	0.0
Commercial	0.0	0.0	0.0	0.0	0.0	0.0
Industrial	0.0	0.0	0.0	0.0	0.0	0.0
Municipal	0.0	0.0	0.0	0.0	0.0	0.0
Sale for Resale	0.0	0.0	0.0	0.0	0.0	0.0
Private Fire	0.0	0.0	0.0	0.0	0.0	0.0
Public Fire	0.0	0.0	0.0	0.0	0.0	0.0
Flat Rate	0.0	0.0	0.0	0.0	0.0	0.0
Miscellaneous	0.0	0.0	0.0	0.0	0.0	0.0
Other Revenue (P04)	0.0	0.0	0.0	0.0	0.0	0.0
<b>Total</b>	<b>0.0</b>	<b>0.0</b>	<b>0.0</b>	<b>0.0</b>	<b>0.0</b>	<b>0.0</b>

Total Water Revenue (\$000)						
	Aug-15	Sep-15	Oct-15	Nov-15	Dec-15	
Residential	4,366.6	4,257.4	4,057.7	3,586.0	3,398.7	
Commercial	2,010.8	1,889.5	1,884.1	1,605.1	1,421.2	
Industrial	191.0	190.9	177.6	151.5	143.4	
Municipal	667.4	751.3	649.3	505.2	420.4	
Sale for Resale	186.6	161.6	163.5	136.8	140.9	
Private Fire	190.0	190.0	190.0	190.0	190.0	
Public Fire	280.0	280.0	280.0	280.0	280.0	
Flat Rate	0.0	0.0	0.0	0.0	0.0	
Miscellaneous	0.0	0.0	0.0	0.0	0.0	
Other Revenue (P04)	0.0	0.0	0.0	0.0	0.0	
<b>Total</b>	<b>7,892.4</b>	<b>7,720.6</b>	<b>7,402.2</b>	<b>6,454.6</b>	<b>5,994.7</b>	



Kentucky American Water Company  
Case No. 2012-00520  
W/P - 2.2 Bill Analysis Support  
Exhibits \Revenue\Support\2012  
Revenue Template - Pass  
3.XLS\Kentucky  
Witness Responsible: Linda Bridwell

Uncollectible Expenses (\$000s)	Aug-15	Sep-15	Oct-15	Nov-15	Dec-15
Customer Account Write Off %	0.6300%	0.6300%	0.6100%	0.6100%	0.6100%
Customer Account Write Off Provision %	0.0000%	0.0000%	0.0000%	0.0000%	0.0000%
<b>Customer Account % Total</b>	0.6300%	0.6300%	0.6100%	0.6100%	0.6100%
Uncollectible Account	49.7	48.6	45.2	39.4	36.6
Normalization of Uncollectible Account (\$000s)	0.0	0.0	0.0	0.0	0.0
<b>SubTotal Uncollectible Account (\$000s)</b>	49.7	48.6	45.2	39.4	36.6
<b>Miscellaneous Write Off/Provision %</b>	0.0000%	0.0000%	0.0000%	0.0000%	0.0000%
Uncollectible Accounts - MIs	0.0	0.0	0.0	0.0	0.0
Normalization of Uncollectible Account (\$000s)	0.0	0.0	0.0	0.0	0.0
<b>SubTotal Uncollectible Account - MIs (\$000s)</b>	0.0	0.0	0.0	0.0	0.0
<b>Total Uncollectible (\$000s)</b>	49.7	48.6	45.2	39.4	36.6
<b>Total % Uncollectible</b>	0.6300%	0.6300%	0.6100%	0.6100%	0.6100%

System Delivery(000s Gallons)	Aug-15	Sep-15	Oct-15	Nov-15	Dec-15
Total Usage	1,230,366	1,198,400	1,132,670	938,986	844,562
<b>Historical % Loss (NRW%)</b>	0.0%	0.0%	0.0%	0.0%	0.0%
2007	0.0%	0.0%	0.0%	0.0%	0.0%
2008	0.0%	0.0%	0.0%	0.0%	0.0%
2009	0.0%	0.0%	0.0%	0.0%	0.0%
2010	0.0%	0.0%	0.0%	0.0%	0.0%
2011	0.0%	0.0%	0.0%	0.0%	0.0%
How many year average?	0.0%	0.0%	0.0%	0.0%	0.0%
Normalization Adjustment Calculated % Loss	0.0%	0.0%	0.0%	0.0%	0.0%
<b>System Delivery</b>	1,230,366	1,198,400	1,132,670	938,986	844,562
<b>NRW %</b>	0.0%	0.0%	0.0%	0.0%	0.0%
<b>NRW (000s Gallons)</b>	-	-	-	-	-

**UNBILLED & BILLED Revenue Br**

Pre-Rate Case Water Revenue (\$000)	Aug-15	Sep-15	Oct-15	Nov-15	Dec-15
Residential	4,366.6	4,257.4	4,057.7	3,586.0	3,398.7
Commercial	2,010.8	1,889.5	1,884.1	1,605.1	1,421.2
Industrial	191.0	190.9	177.6	151.5	143.4
Municipal	667.4	751.3	649.3	505.2	420.4
Sale for Resale	186.6	161.6	163.5	136.8	140.9
Private Fire	190.0	190.0	190.0	190.0	190.0
Public Fire	280.0	280.0	280.0	280.0	280.0
Flat Rate	0.0	0.0	0.0	0.0	0.0
Miscellaneous	0.0	0.0	0.0	0.0	0.0
Other Revenue (P04)	0.0	0.0	0.0	0.0	0.0
<b>Total</b>	<b>7,892.4</b>	<b>7,720.6</b>	<b>7,402.2</b>	<b>6,454.6</b>	<b>5,994.7</b>
	0.00	0.00	0.00	0.00	0.00

Total Water Rate Case (\$000)	Aug-15	Sep-15	Oct-15	Nov-15	Dec-15
Residential	0.0	0.0	0.0	0.0	0.0
Commercial	0.0	0.0	0.0	0.0	0.0
Industrial	0.0	0.0	0.0	0.0	0.0
Municipal	0.0	0.0	0.0	0.0	0.0
Sale for Resale	0.0	0.0	0.0	0.0	0.0
Private Fire	0.0	0.0	0.0	0.0	0.0
Public Fire	0.0	0.0	0.0	0.0	0.0
Flat Rate	0.0	0.0	0.0	0.0	0.0
Miscellaneous	0.0	0.0	0.0	0.0	0.0
Other Revenue (P04)	0.0	0.0	0.0	0.0	0.0

Kentucky American Water Company  
Case No. 2012-00520  
W/P - 2.2 Bill Analysis Support  
Exhibits\Revenue\Support\2012  
Revenue Template - Pass  
3.XLS\Kentucky  
Witness Responsible: Linda Bridwell

	Aug-15	Sep-15	Oct-15	Nov-15	Dec-15
<b>Total Water Revenue (\$000)</b>					
Residential	4,366.6	4,257.4	4,057.7	3,586.0	3,398.7
Commercial	2,010.8	1,884.1	1,605.1	1,421.2	1,421.2
Industrial	191.0	190.9	177.6	151.5	143.4
Municipal	667.4	751.3	649.3	505.2	420.4
Site for Resale	186.6	161.6	163.5	136.8	140.9
Private Fire	190.0	190.0	190.0	190.0	190.0
Public Fire	280.0	280.0	280.0	280.0	280.0
Flat Rate	0.0	0.0	0.0	0.0	0.0
Miscellaneous	0.0	0.0	0.0	0.0	0.0
Other Revenue (P04)	0.0	0.0	0.0	0.0	0.0
<b>Total</b>	<b>7,892.4</b>	<b>7,720.6</b>	<b>7,402.2</b>	<b>6,454.6</b>	<b>5,994.7</b>
	0.00	0.00	0.00	0.00	0.00

	Aug-15	Sep-15	Oct-15	Nov-15	Dec-15
<b>Average Revenue per Day (\$)</b>					
<b>All Customers Average Revenue per Day (\$)</b>					
1 - Residential	140,857	141,913	130,893	119,532	109,636
2 - Commercial	64,866	62,983	60,776	53,503	45,847
3 - Industrial	6,163	6,362	5,730	5,049	4,626
4 - Other Public Authority	21,529	25,043	20,947	16,841	13,562
5 - Other Water Utility	6,019	5,385	5,274	4,561	4,546
6 - Private Fire Service	6,129	6,333	6,129	6,333	6,129
7 - Miscellaneous	0	0	0	0	0
8 - Public Fire Service	9,032	9,333	9,032	9,333	9,032
9 - Private Fire Service Metered					
<b>Total</b>	<b>207,125</b>	<b>207,989</b>	<b>198,006</b>	<b>185,538</b>	<b>173,133</b>
	0.00	0.00	0.00	0.00	0.00

NOTE: Percents in Column D should total 100% for each ct

	Aug-15	Sep-15	Oct-15	Nov-15	Dec-15
<b>Average Unbilled Days</b>					
<b>Group M - Monthly Customers</b>					
1 - Residential	17.50	17.50	17.50	17.50	17.50
2 - Commercial	17.50	17.50	17.50	17.50	17.50
3 - Industrial	17.50	17.50	17.50	17.50	17.50
4 - Other Public Authority	17.50	17.50	17.50	17.50	17.50
5 - Other Water Utility	17.50	17.50	17.50	17.50	17.50
6 - Private Fire Service					
7 - Miscellaneous					
8 - Public Fire Service					
9 - Private Fire Service Metered					

	Aug-15	Sep-15	Oct-15	Nov-15	Dec-15
<b>Group D - Bi-Monthly Customers</b>					
1 - Residential	17.50	47.50	17.50	47.50	17.50
2 - Commercial	17.50	47.50	17.50	47.50	17.50
3 - Industrial	17.50	47.50	17.50	47.50	17.50
4 - Other Public Authority	17.50	47.50	17.50	47.50	17.50
5 - Other Water Utility	17.50	47.50	17.50	47.50	17.50
6 - Private Fire Service	17.50	47.50	17.50	47.50	17.50
7 - Miscellaneous	17.50	47.50	17.50	47.50	17.50
8 - Public Fire Service	17.50	47.50	17.50	47.50	17.50
9 - Private Fire Service Metered					

	Aug-15	Sep-15	Oct-15	Nov-15	Dec-15
<b>Group E - Bi-Monthly Customers</b>					
1 - Residential	47.50	17.50	47.50	17.50	47.50
2 - Commercial	47.50	17.50	47.50	17.50	47.50

Kentucky American Water Company  
Case No. 2012-00520  
W/P - 2.2 Bill Analysis Support  
Exhibits\Revenue\Support\2012  
Revenue Template - Pass  
3.XLS\Kentucky

Witness Responsible: Linda Bridwell

3 - Industrial	47.50	17.50	47.50	17.50	47.50
4 - Other Public Authority	47.50	17.50	47.50	17.50	47.50
5 - Other Water Utility	47.50	17.50	47.50	17.50	47.50
6 - Private Fire Service	47.50	17.50	47.50	17.50	47.50
7 - Miscellaneous	47.50	17.50	47.50	17.50	47.50
8 - Public Fire Service	47.50	17.50	47.50	17.50	47.50
9 - Private Fire Service Metered	47.50	17.50	47.50	17.50	47.50

Group A - Quarterly Customers	Aug-15	Sep-15	Oct-15	Nov-15	Dec-15
1 - Residential	17.50	47.50	77.50	17.50	47.50
2 - Commercial	17.50	47.50	77.50	17.50	47.50
3 - Industrial	17.50	47.50	77.50	17.50	47.50
4 - Other Public Authority	17.50	47.50	77.50	17.50	47.50
5 - Other Water Utility	17.50	47.50	77.50	17.50	47.50
6 - Private Fire Service	17.50	47.50	77.50	17.50	47.50
7 - Miscellaneous	17.50	47.50	77.50	17.50	47.50
8 - Public Fire Service	17.50	47.50	77.50	17.50	47.50
9 - Private Fire Service Metered	17.50	47.50	77.50	17.50	47.50

Group B - Quarterly Customers	Aug-15	Sep-15	Oct-15	Nov-15	Dec-15
1 - Residential	77.50	17.50	47.50	77.50	17.50
2 - Commercial	77.50	17.50	47.50	77.50	17.50
3 - Industrial	77.50	17.50	47.50	77.50	17.50
4 - Other Public Authority	77.50	17.50	47.50	77.50	17.50
5 - Other Water Utility	77.50	17.50	47.50	77.50	17.50
6 - Private Fire Service	77.50	17.50	47.50	77.50	17.50
7 - Miscellaneous	77.50	17.50	47.50	77.50	17.50
8 - Public Fire Service	77.50	17.50	47.50	77.50	17.50
9 - Private Fire Service Metered	77.50	17.50	47.50	77.50	17.50

Group C - Quarterly Customers	Aug-15	Sep-15	Oct-15	Nov-15	Dec-15
1 - Residential	47.50	77.50	17.50	47.50	77.50
2 - Commercial	47.50	77.50	17.50	47.50	77.50
3 - Industrial	47.50	77.50	17.50	47.50	77.50
4 - Other Public Authority	47.50	77.50	17.50	47.50	77.50
5 - Other Water Utility	47.50	77.50	17.50	47.50	77.50
6 - Private Fire Service	47.50	77.50	17.50	47.50	77.50
7 - Miscellaneous	47.50	77.50	17.50	47.50	77.50
8 - Public Fire Service	47.50	77.50	17.50	47.50	77.50
9 - Private Fire Service Metered	47.50	77.50	17.50	47.50	77.50

**Unbilled Revenue (\$000)**

Group M - Monthly Customers	Aug-15	Sep-15	Oct-15	Nov-15	Dec-15
1 - Residential	2,465	2,483	2,291	2,092	1,919
2 - Commercial	1,135	1,102	1,064	936	802
3 - Industrial	108	111	100	88	81
4 - Other Public Authority	377	438	367	295	237
5 - Other Water Utility	105	94	92	80	80
6 - Private Fire Service	0	0	0	0	0
7 - Miscellaneous	0	0	0	0	0
8 - Public Fire Service	0	0	0	0	0
9 - Private Fire Service Metered	0	0	0	0	0
	<b>4,190</b>	<b>4,230</b>	<b>3,913</b>	<b>3,491</b>	<b>3,119</b>

Group D - Bi-Monthly Customers	Aug-15	Sep-15	Oct-15	Nov-15	Dec-15
1 - Residential	0	0	0	0	0

Kentucky American Water Company  
Case No. 2012-00520  
W/P - 2.2 Bill Analysis Support  
Exhibits\Revenue\Support\2012  
Revenue Template - Pass  
3.XLS\Kentucky  
Witness Responsible: Linda Bridwell

	Aug-15	Sep-15	Oct-15	Nov-15	Dec-15
1 - Residential	0	0	0	0	0
2 - Commercial	0	0	0	0	0
3 - Industrial	0	0	0	0	0
4 - Other Public Authority	0	0	0	0	0
5 - Other Water Utility	0	0	0	0	0
6 - Private Fire Service	0	0	0	0	0
7 - Miscellaneous	0	0	0	0	0
8 - Public Fire Service	0	0	0	0	0
9 - Private Fire Service Metered	0	0	0	0	0

Group E - Bi-Monthly Customers	Aug-15	Sep-15	Oct-15	Nov-15	Dec-15
1 - Residential	0	0	0	0	0
2 - Commercial	0	0	0	0	0
3 - Industrial	0	0	0	0	0
4 - Other Public Authority	0	0	0	0	0
5 - Other Water Utility	0	0	0	0	0
6 - Private Fire Service	0	0	0	0	0
7 - Miscellaneous	0	0	0	0	0
8 - Public Fire Service	0	0	0	0	0
9 - Private Fire Service Metered	0	0	0	0	0

Group A - Quarterly Customers	Aug-15	Sep-15	Oct-15	Nov-15	Dec-15
1 - Residential	0	0	0	0	0
2 - Commercial	0	0	0	0	0
3 - Industrial	0	0	0	0	0
4 - Other Public Authority	0	0	0	0	0
5 - Other Water Utility	0	0	0	0	0
6 - Private Fire Service	0	0	0	0	0
7 - Miscellaneous	0	0	0	0	0
8 - Public Fire Service	0	0	0	0	0
9 - Private Fire Service Metered	0	0	0	0	0

Group B - Quarterly Customers	Aug-15	Sep-15	Oct-15	Nov-15	Dec-15
1 - Residential	0	0	0	0	0
2 - Commercial	0	0	0	0	0
3 - Industrial	0	0	0	0	0
4 - Other Public Authority	0	0	0	0	0
5 - Other Water Utility	0	0	0	0	0
6 - Private Fire Service	0	0	0	0	0
7 - Miscellaneous	0	0	0	0	0
8 - Public Fire Service	0	0	0	0	0
9 - Private Fire Service Metered	0	0	0	0	0

Group C - Quarterly Customers	Aug-15	Sep-15	Oct-15	Nov-15	Dec-15
1 - Residential	0	0	0	0	0
2 - Commercial	0	0	0	0	0
3 - Industrial	0	0	0	0	0
4 - Other Public Authority	0	0	0	0	0
5 - Other Water Utility	0	0	0	0	0
6 - Private Fire Service	0	0	0	0	0
7 - Miscellaneous	0	0	0	0	0
8 - Public Fire Service	0	0	0	0	0
9 - Private Fire Service Metered	0	0	0	0	0

Kentucky American Water Company  
Case No. 2012-00520  
W/P - 2.2 Bill Analysis Support  
Exhibits\Revenue\Support\2012  
Revenue Template - Pass  
3.XLS\Kentucky  
Witness Responsible: Linda Bridwell

Total Unbilled Revenue (\$000)	Aug-15	Sep-15	Oct-15	Nov-15	Dec-15
1 - Residential	2,465	2,483	2,291	2,092	1,919
2 - Commercial	1,135	1,064	936	802	81
3 - Industrial	108	111	100	88	81
4 - Other Public Authority	377	438	367	295	237
5 - Other Water Utility	105	94	92	80	80
6 - Private Fire Service	0	0	0	0	0
7 - Miscellaneous	0	0	0	0	0
8 - Public Fire Service	0	0	0	0	0
9 - Private Fire Service Metered	0	0	0	0	0
<b>Total</b>	<b>4,190</b>	<b>4,230</b>	<b>3,913</b>	<b>3,491</b>	<b>3,119</b>

**P&L Impact**

Total Unbilled Revenue (\$000)	Aug-15	Sep-15	Oct-15	Nov-15	Dec-15
1 - Residential	31	18	(193)	(199)	(173)
2 - Commercial	22	(33)	(39)	(127)	(134)
3 - Industrial	(3)	3	(11)	(12)	(7)
4 - Other Public Authority	18	61	(72)	(72)	(57)
5 - Other Water Utility	9	(11)	(2)	(12)	(0)
6 - Private Fire Service	0	0	0	0	0
7 - Miscellaneous	0	0	0	0	0
8 - Public Fire Service	0	0	0	0	0
9 - Private Fire Service Metered	0	0	0	0	0
<b>Total</b>	<b>77</b>	<b>39</b>	<b>(316)</b>	<b>(422)</b>	<b>(372)</b>

**Total Billed Surcharge Revenue (\$000)**

Total Billed Surcharge Revenue (\$000)	Aug-15	Sep-15	Oct-15	Nov-15	Dec-15
1 - Residential	0	0	0	0	0
2 - Commercial	0	0	0	0	0
3 - Industrial	0	0	0	0	0
4 - Other Public Authority	0	0	0	0	0
5 - Other Water Utility	0	0	0	0	0
6 - Private Fire Service	0	0	0	0	0
7 - Miscellaneous	0	0	0	0	0
8 - Public Fire Service	0	0	0	0	0
9 - Private Fire Service Metered	0	0	0	0	0

**Total Billed DSIC Revenue (\$000)**

Total Billed DSIC Revenue (\$000)	Aug-15	Sep-15	Oct-15	Nov-15	Dec-15
1 - Residential	0	0	0	0	0
2 - Commercial	0	0	0	0	0
3 - Industrial	0	0	0	0	0
4 - Other Public Authority	0	0	0	0	0
5 - Other Water Utility	0	0	0	0	0
6 - Private Fire Service	0	0	0	0	0
7 - Miscellaneous	0	0	0	0	0
8 - Public Fire Service	0	0	0	0	0
9 - Private Fire Service Metered	0	0	0	0	0

**Total Billed Revenue (not including P04) (\$000)**

Total Billed Revenue (not including P04) (\$000)	Aug-15	Sep-15	Oct-15	Nov-15	Dec-15
1 - Residential	4,336	4,239	4,251	3,785	3,572
2 - Commercial	1,989	1,923	1,732	1,555	151
3 - Industrial	194	187	189	163	478
4 - Other Public Authority	650	690	721	577	141
5 - Other Water Utility	177	173	165	149	190
6 - Private Fire Service	190	190	190	190	190
7 - Miscellaneous	0	0	0	0	0





Kentucky American Water Company  
Case No. 2012-00520  
W/P - 2-2 Bill Analysis Support  
Exhibits\Revenue\Support\2013 Water Revenue  
Template - Pass 3.xls\Kentucky  
Witness Responsible: Linda Bridwell

	Jan-13	Feb-13	Mar-13	Apr-13	May-13	Jun-13	Jul-13	Aug-13	Sep-13	Oct-13	Nov-13
59.29482	65.78814	58.07992	67.88222	64.55445	69.12147	81.72020	79.57458	82.14573	73.75927	64.47994	
Block 1: 0	0.00000	0.00000	0.00000	0.00000	0.00000	0.00000	0.00000	0.00000	0.00000	0.00000	0.00000
Block 2: 0	0.00000	0.00000	0.00000	0.00000	0.00000	0.00000	0.00000	0.00000	0.00000	0.00000	0.00000
Block 3: 0	0.00000	0.00000	0.00000	0.00000	0.00000	0.00000	0.00000	0.00000	0.00000	0.00000	0.00000
Block 4: 0	0.00000	0.00000	0.00000	0.00000	0.00000	0.00000	0.00000	0.00000	0.00000	0.00000	0.00000
Block 5: 0	0.00000	0.00000	0.00000	0.00000	0.00000	0.00000	0.00000	0.00000	0.00000	0.00000	0.00000
Block 6: 0	0.00000	0.00000	0.00000	0.00000	0.00000	0.00000	0.00000	0.00000	0.00000	0.00000	0.00000
Municipal Usage Adjustment											
5.35206	5.58411	5.10376	5.64456	6.16875	7.39002	8.26143	9.17626	10.87837	8.64255	7.17279	
Block 1: 0	0.00000	0.00000	0.00000	0.00000	0.00000	0.00000	0.00000	0.00000	0.00000	0.00000	0.00000
Block 2: 0	0.00000	0.00000	0.00000	0.00000	0.00000	0.00000	0.00000	0.00000	0.00000	0.00000	0.00000
Block 3: 0	0.00000	0.00000	0.00000	0.00000	0.00000	0.00000	0.00000	0.00000	0.00000	0.00000	0.00000
Block 4: 0	0.00000	0.00000	0.00000	0.00000	0.00000	0.00000	0.00000	0.00000	0.00000	0.00000	0.00000
Block 5: 0	0.00000	0.00000	0.00000	0.00000	0.00000	0.00000	0.00000	0.00000	0.00000	0.00000	0.00000
Block 6: 0	0.00000	0.00000	0.00000	0.00000	0.00000	0.00000	0.00000	0.00000	0.00000	0.00000	0.00000

**Adjusted Daily Usage per Customer (000s Gallo**

	Jan-13	Feb-13	Mar-13	Apr-13	May-13	Jun-13	Jul-13	Aug-13	Sep-13	Oct-13	Nov-13
0.13477	0.13083	0.11961	0.13066	0.12972	0.17124	0.17847	0.17306	0.19163	0.15910	0.14298	
Block 1: 0	0.00000	0.00000	0.00000	0.00000	0.00000	0.00000	0.00000	0.00000	0.00000	0.00000	0.00000
Block 2: 0	0.00000	0.00000	0.00000	0.00000	0.00000	0.00000	0.00000	0.00000	0.00000	0.00000	0.00000
Block 3: 0	0.00000	0.00000	0.00000	0.00000	0.00000	0.00000	0.00000	0.00000	0.00000	0.00000	0.00000
Block 4: 0	0.00000	0.00000	0.00000	0.00000	0.00000	0.00000	0.00000	0.00000	0.00000	0.00000	0.00000
Block 5: 0	0.00000	0.00000	0.00000	0.00000	0.00000	0.00000	0.00000	0.00000	0.00000	0.00000	0.00000
Block 6: 0	0.00000	0.00000	0.00000	0.00000	0.00000	0.00000	0.00000	0.00000	0.00000	0.00000	0.00000
0.13477	0.13083	0.11961	0.13066	0.12972	0.17124	0.17847	0.17306	0.19163	0.15910	0.14298	
Residential Adj Daily Usage											
1.04318	1.04976	0.95573	1.05524	1.05430	1.32200	1.39756	1.43324	1.56765	1.30963	1.19818	
Block 1: 0	0.00000	0.00000	0.00000	0.00000	0.00000	0.00000	0.00000	0.00000	0.00000	0.00000	0.00000
Block 2: 0	0.00000	0.00000	0.00000	0.00000	0.00000	0.00000	0.00000	0.00000	0.00000	0.00000	0.00000
Block 3: 0	0.00000	0.00000	0.00000	0.00000	0.00000	0.00000	0.00000	0.00000	0.00000	0.00000	0.00000
Block 4: 0	0.00000	0.00000	0.00000	0.00000	0.00000	0.00000	0.00000	0.00000	0.00000	0.00000	0.00000
Block 5: 0	0.00000	0.00000	0.00000	0.00000	0.00000	0.00000	0.00000	0.00000	0.00000	0.00000	0.00000
Block 6: 0	0.00000	0.00000	0.00000	0.00000	0.00000	0.00000	0.00000	0.00000	0.00000	0.00000	0.00000
1.04318	1.04976	0.95573	1.05524	1.05430	1.32200	1.39756	1.43324	1.56765	1.30963	1.19818	
Commercial Adj Daily Usage											
59.29482	65.78814	58.07992	67.88222	64.55445	69.12147	81.72020	79.57458	82.14573	73.75927	64.47994	
Block 1: 0	0.00000	0.00000	0.00000	0.00000	0.00000	0.00000	0.00000	0.00000	0.00000	0.00000	0.00000
Block 2: 0	0.00000	0.00000	0.00000	0.00000	0.00000	0.00000	0.00000	0.00000	0.00000	0.00000	0.00000
Block 3: 0	0.00000	0.00000	0.00000	0.00000	0.00000	0.00000	0.00000	0.00000	0.00000	0.00000	0.00000
Block 4: 0	0.00000	0.00000	0.00000	0.00000	0.00000	0.00000	0.00000	0.00000	0.00000	0.00000	0.00000
Block 5: 0	0.00000	0.00000	0.00000	0.00000	0.00000	0.00000	0.00000	0.00000	0.00000	0.00000	0.00000
Block 6: 0	0.00000	0.00000	0.00000	0.00000	0.00000	0.00000	0.00000	0.00000	0.00000	0.00000	0.00000
59.29482	65.78814	58.07992	67.88222	64.55445	69.12147	81.72020	79.57458	82.14573	73.75927	64.47994	
Industrial Adj Daily Usage											
5.35206	5.58411	5.10376	5.64456	6.16875	7.39002	8.26143	9.17626	10.87837	8.64255	7.17279	
Block 1: 0	0.00000	0.00000	0.00000	0.00000	0.00000	0.00000	0.00000	0.00000	0.00000	0.00000	0.00000
Block 2: 0	0.00000	0.00000	0.00000	0.00000	0.00000	0.00000	0.00000	0.00000	0.00000	0.00000	0.00000

Municipal  
Block 1: 0  
Block 2: 0



Kentucky American Water Company  
Case No. 2012-00520  
W/P - 2-2 Bill Analysis Support  
Exhibits\Revenue\Support\2013 Water Revenue  
Template - Pass 3.xls\Kentucky  
Witness Responsible: Linda Bridwell  
Municipal Adf Daily Usage

Calendar Days	Jan-13		Feb-13		Mar-13		Apr-13		May-13		Jun-13		Jul-13		Aug-13		Sep-13		Oct-13		Nov-13		
	31	8.5%	28	7.7%	31	8.5%	30	8.2%	31	8.5%	30	8.2%	31	8.5%	31	8.5%	30	8.2%	31	8.5%	30	8.2%	
Block 3: 0	0.00000		0.00000		0.00000		0.00000		0.00000		0.00000		0.00000		0.00000		0.00000		0.00000		0.00000		0.00000
Block 4: 0	0.00000		0.00000		0.00000		0.00000		0.00000		0.00000		0.00000		0.00000		0.00000		0.00000		0.00000		0.00000
Block 5: 0	0.00000		0.00000		0.00000		0.00000		0.00000		0.00000		0.00000		0.00000		0.00000		0.00000		0.00000		0.00000
Block 6: 0	0.00000		0.00000		0.00000		0.00000		0.00000		0.00000		0.00000		0.00000		0.00000		0.00000		0.00000		0.00000
Municipal Adf Daily Usage	5,35206		5,58411		5,10376		5,64456		6,16875		7,39002		8,26143		9,17626		10,87837		8,64255		7,17279		
<b>Calendar Days in Month</b>																							
<b>Days in Month / Days in Yc</b>																							
<b>Total Usage (000s Gallons)</b>																							
<b>Residential</b>																							
Block 1: 0	461,681		405,600		411,585		436,033		447,919		572,224		616,636		598,945		641,911		550,534		478,472		
Block 2: 0	0		0		0		0		0		0		0		0		0		0		0		0
Block 3: 0	0		0		0		0		0		0		0		0		0		0		0		0
Block 4: 0	0		0		0		0		0		0		0		0		0		0		0		0
Block 5: 0	0		0		0		0		0		0		0		0		0		0		0		0
Block 6: 0	0		0		0		0		0		0		0		0		0		0		0		0
Residential Usage	461,681		405,600		411,585		436,033		447,919		572,224		616,636		598,945		641,911		550,534		478,472		
<b>Commercial</b>																							
Block 1: 0	282,586		256,318		258,531		277,244		286,960		349,113		381,356		391,136		414,251		357,065		315,602		
Block 2: 0	0		0		0		0		0		0		0		0		0		0		0		0
Block 3: 0	0		0		0		0		0		0		0		0		0		0		0		0
Block 4: 0	0		0		0		0		0		0		0		0		0		0		0		0
Block 5: 0	0		0		0		0		0		0		0		0		0		0		0		0
Block 6: 0	0		0		0		0		0		0		0		0		0		0		0		0
Commercial Usage	282,586		256,318		258,531		277,244		286,960		349,113		381,356		391,136		414,251		357,065		315,602		
<b>Industrial</b>																							
Block 1: 0	38,601		38,683		37,810		42,766		42,025		43,547		53,200		51,803		51,752		48,017		40,622		
Block 2: 0	0		0		0		0		0		0		0		0		0		0		0		0
Block 3: 0	0		0		0		0		0		0		0		0		0		0		0		0
Block 4: 0	0		0		0		0		0		0		0		0		0		0		0		0
Block 5: 0	0		0		0		0		0		0		0		0		0		0		0		0
Block 6: 0	0		0		0		0		0		0		0		0		0		0		0		0
Industrial Usage	38,601		38,683		37,810		42,766		42,025		43,547		53,200		51,803		51,752		48,017		40,622		
<b>Municipal</b>																							
Block 1: 0	88,100		83,025		84,013		89,918		101,544		117,723		135,991		151,050		175,293		142,265		114,263		
Block 2: 0	0		0		0		0		0		0		0		0		0		0		0		0
Block 3: 0	0		0		0		0		0		0		0		0		0		0		0		0
Block 4: 0	0		0		0		0		0		0		0		0		0		0		0		0
Block 5: 0	0		0		0		0		0		0		0		0		0		0		0		0
Block 6: 0	0		0		0		0		0		0		0		0		0		0		0		0
Municipal Usage	88,100		83,025		84,013		89,918		101,544		117,723		135,991		151,050		175,293		142,265		114,263		

















Kentucky American Water Company  
Case No. 2012-00520  
W/P - 2-2 Bill Analysis Support  
Exhibits\Revenue\Support\2013 Water Revenue  
Template - Pass 3.xls\Kentucky  
Witness Responsible: Linda Bridwell

40.0	39.9	39.9	40.2	40.4	40.6	40.6	40.7	40.5	40.4		
0.0	0.0	0.0	0.0	0.0	0.0	0.0	0.0	0.0	0.0		
52.1	52.1	52.1	52.1	52.1	52.1	52.1	52.1	52.1	52.1		
7.7	7.7	7.7	7.7	7.7	7.7	7.7	7.7	7.7	7.7		
129.4	129.4	129.4	129.4	129.4	129.4	129.4	129.4	129.4	129.4		
1.7	1.7	1.7	1.7	1.7	1.7	1.7	1.7	1.7	1.7		
6.2	6.2	6.2	6.2	6.2	6.2	6.2	6.2	6.2	6.2		
5.4	5.4	5.4	5.4	5.4	5.4	5.4	5.4	5.4	5.4		
7.8	7.8	7.8	7.8	7.8	7.8	7.8	7.8	7.8	7.8		
0.0	0.0	0.0	0.0	0.0	0.0	0.0	0.0	0.0	0.0		
0.0	0.0	0.0	0.0	0.0	0.0	0.0	0.0	0.0	0.0		
250.3	250.2	250.2	250.5	250.7	250.9	250.9	251.0	250.8	250.7		
Total Commercial Fixed Cha											
Industrial											
5/8 "	0.1	0.1	0.1	0.1	0.1	0.1	0.1	0.1	0.1		
3/4 "	0.0	0.0	0.0	0.0	0.0	0.0	0.0	0.0	0.0		
1 "	0.0	0.0	0.0	0.0	0.0	0.0	0.0	0.0	0.0		
1 1/2 "	0.1	0.1	0.1	0.1	0.1	0.1	0.1	0.1	0.1		
2 "	1.6	1.6	1.6	1.6	1.6	1.6	1.6	1.6	1.6		
3 "	0.0	0.0	0.0	0.0	0.0	0.0	0.0	0.0	0.0		
4 "	2.4	2.4	2.4	2.4	2.4	2.4	2.4	2.4	2.4		
6 "	3.6	3.6	3.6	3.6	3.6	3.6	3.6	3.6	3.6		
8 "	0.0	0.0	0.0	0.0	0.0	0.0	0.0	0.0	0.0		
10 "	0.0	0.0	0.0	0.0	0.0	0.0	0.0	0.0	0.0		
12 "	0.0	0.0	0.0	0.0	0.0	0.0	0.0	0.0	0.0		
Total Industrial Fixed Charge											
Municipal											
5/8 "	1.2	1.2	1.2	1.2	1.2	1.2	1.2	1.2	1.2		
3/4 "	0.0	0.0	0.0	0.0	0.0	0.0	0.0	0.0	0.0		
1 "	3.8	3.8	3.8	3.8	3.8	3.8	3.8	3.8	3.8		
1 1/2 "	1.2	1.2	1.2	1.2	1.2	1.2	1.2	1.2	1.2		
2 "	26.4	26.4	26.4	26.4	26.4	26.4	26.4	26.4	26.4		
3 "	0.1	0.1	0.1	0.1	0.1	0.1	0.1	0.1	0.1		
4 "	9.1	9.1	9.1	9.1	9.1	9.1	9.1	9.1	9.1		
6 "	4.9	4.9	4.9	4.9	4.9	4.9	4.9	4.9	4.9		
8 "	1.4	1.4	1.4	1.4	1.4	1.4	1.4	1.4	1.4		
10 "	0.0	0.0	0.0	0.0	0.0	0.0	0.0	0.0	0.0		
12 "	0.0	0.0	0.0	0.0	0.0	0.0	0.0	0.0	0.0		
Total Municipal Fixed Charge											
Sale for Resale	4.5	4.5	4.5	4.5	4.5	4.5	4.5	4.5	4.5		
Private Fire	466.4	475.6	471.0	471.6	481.1	472.0	472.0	472.0	472.0		
Public Fire	0.0	0.0	0.0	0.0	0.0	0.0	0.0	0.0	0.0		
Flat Rate	0.0	0.0	0.0	0.0	0.0	0.0	0.0	0.0	0.0		
Miscellaneous	0.0	0.0	0.0	0.0	0.0	0.0	0.0	0.0	0.0		
Total Fixed Charges											
	1,790.8	1,801.8	1,799.7	1,802.7	1,813.7	1,804.8	1,807.1	1,806.8	1,806.1		
Total Usage & Fixed Revenue (\$000)											
	Jan-13	Feb-13	Mar-13	Apr-13	May-13	Jun-13	Jul-13	Aug-13	Sep-13	Oct-13	Nov-13











Kentucky American Water Company  
Case No. 2012-00520  
W/P - 2-2 Bill Analysis Support  
Exhibits\Revenue\Support\2013 Water Revenue  
Template - Pass 3.xls\Kentucky  
Witness Responsible: Linda Bridwell

	1	2	3	4	5	6	7	8	9	10	11
	Jan-13	Feb-13	Mar-13	Apr-13	May-13	Jun-13	Jul-13	Aug-13	Sep-13	Oct-13	Nov-13
Industrial	-	-	-	-	-	-	Industrial	-	-	-	-
Municipal	-	-	-	-	-	-	Municipal	-	-	-	-
Sale for Resale	-	-	-	-	-	-	Sale for Resale	-	-	-	-
Private Fire	-	-	-	-	-	-	Private Fire	-	-	-	-
Public Fire	-	-	-	-	-	-	Public Fire	-	-	-	-
Flat Rate	-	-	-	-	-	-	Flat Rate	-	-	-	-
Miscellaneous	-	-	-	-	-	-	Miscellaneous	-	-	-	-
<b>Profiled Rate Case Model Revenue (\$000)</b>											
Residential	0.0	0.0	0.0	0.0	0.0	0.0	0.0	0.0	0.0	0.0	0.0
Commercial	0.0	0.0	0.0	0.0	0.0	0.0	0.0	0.0	0.0	0.0	0.0
Industrial	0.0	0.0	0.0	0.0	0.0	0.0	0.0	0.0	0.0	0.0	0.0
Municipal	0.0	0.0	0.0	0.0	0.0	0.0	0.0	0.0	0.0	0.0	0.0
Sale for Resale	0.0	0.0	0.0	0.0	0.0	0.0	0.0	0.0	0.0	0.0	0.0
Private Fire	0.0	0.0	0.0	0.0	0.0	0.0	0.0	0.0	0.0	0.0	0.0
Public Fire	0.0	0.0	0.0	0.0	0.0	0.0	0.0	0.0	0.0	0.0	0.0
Flat Rate	0.0	0.0	0.0	0.0	0.0	0.0	0.0	0.0	0.0	0.0	0.0
Miscellaneous	0.0	0.0	0.0	0.0	0.0	0.0	0.0	0.0	0.0	0.0	0.0
<b>Total</b>	<b>0.0</b>	<b>0.0</b>	<b>0.0</b>	<b>0.0</b>	<b>0.0</b>	<b>0.0</b>	<b>0.0</b>	<b>0.0</b>	<b>0.0</b>	<b>0.0</b>	<b>0.0</b>

	1	2	3	4	5	6	7	8	9	10	11
	Jan-13	Feb-13	Mar-13	Apr-13	May-13	Jun-13	Jul-13	Aug-13	Sep-13	Oct-13	Nov-13
Residential	0.0	0.0	0.0	0.0	0.0	0.0	0.0	0.0	0.0	0.0	0.0
Commercial	0.0	0.0	0.0	0.0	0.0	0.0	0.0	0.0	0.0	0.0	0.0
Industrial	0.0	0.0	0.0	0.0	0.0	0.0	0.0	0.0	0.0	0.0	0.0
Municipal	0.0	0.0	0.0	0.0	0.0	0.0	0.0	0.0	0.0	0.0	0.0
Sale for Resale	0.0	0.0	0.0	0.0	0.0	0.0	0.0	0.0	0.0	0.0	0.0
Private Fire	0.0	0.0	0.0	0.0	0.0	0.0	0.0	0.0	0.0	0.0	0.0
Public Fire	0.0	0.0	0.0	0.0	0.0	0.0	0.0	0.0	0.0	0.0	0.0
Flat Rate	0.0	0.0	0.0	0.0	0.0	0.0	0.0	0.0	0.0	0.0	0.0
Miscellaneous	0.0	0.0	0.0	0.0	0.0	0.0	0.0	0.0	0.0	0.0	0.0
<b>Total</b>	<b>0.0</b>	<b>0.0</b>	<b>0.0</b>	<b>0.0</b>	<b>0.0</b>	<b>0.0</b>	<b>0.0</b>	<b>0.0</b>	<b>0.0</b>	<b>0.0</b>	<b>0.0</b>

	1	2	3	4	5	6	7	8	9	10	11
	Jan-13	Feb-13	Mar-13	Apr-13	May-13	Jun-13	Jul-13	Aug-13	Sep-13	Oct-13	Nov-13
Residential	0.0	0.0	0.0	0.0	0.0	0.0	0.0	0.0	0.0	0.0	0.0
Commercial	0.0	0.0	0.0	0.0	0.0	0.0	0.0	0.0	0.0	0.0	0.0
Industrial	0.0	0.0	0.0	0.0	0.0	0.0	0.0	0.0	0.0	0.0	0.0
Municipal	0.0	0.0	0.0	0.0	0.0	0.0	0.0	0.0	0.0	0.0	0.0
Sale for Resale	0.0	0.0	0.0	0.0	0.0	0.0	0.0	0.0	0.0	0.0	0.0
Private Fire	0.0	0.0	0.0	0.0	0.0	0.0	0.0	0.0	0.0	0.0	0.0
Public Fire	0.0	0.0	0.0	0.0	0.0	0.0	0.0	0.0	0.0	0.0	0.0
Flat Rate	0.0	0.0	0.0	0.0	0.0	0.0	0.0	0.0	0.0	0.0	0.0
Miscellaneous	0.0	0.0	0.0	0.0	0.0	0.0	0.0	0.0	0.0	0.0	0.0
<b>Total</b>	<b>0.0</b>	<b>0.0</b>	<b>0.0</b>	<b>0.0</b>	<b>0.0</b>	<b>0.0</b>	<b>0.0</b>	<b>0.0</b>	<b>0.0</b>	<b>0.0</b>	<b>0.0</b>

**Rate Case % or factor to profile Revenue Requi**

Kentucky American Water Company  
Case No. 2012-00520  
W/P - 2-2 Bill Analysis Support  
Exhibits\Revenue\Support\2013 Water Revenue  
Template - Pass 3.xls\Kentucky  
Witness Responsible: Linda Bridwell  
**Increase to Tariff (Growth on Previous Month)**

Jan-13      Feb-13      Mar-13      Apr-13      May-13      Jun-13      Jul-13      Aug-13      Sep-13      Oct-13      Nov-13







Kentucky American Water Company  
 Case No. 2012-00520  
 W/P - 2-2 Bill Analysis Support  
 Exhibits\Revenue\Support\2013 Water Revenue  
 Template - Pass 3.xls\Kentucky  
 Witness Responsible: Linda Bridwell  
**Increase to Fixed Rate (Growth on Previous Mo**

	Jan-13	Feb-13	Mar-13	Apr-13	May-13	Jun-13	Jul-13	Aug-13	Sep-13	Oct-13	Nov-13
Residential											
5/8 "	0.0%	0.0%	0.0%	0.0%	0.0%	0.0%	0.0%	0.0%	0.0%	0.0%	0.0%
3/4 "	0.0%	0.0%	0.0%	0.0%	0.0%	0.0%	0.0%	0.0%	0.0%	0.0%	0.0%
1 "	0.0%	0.0%	0.0%	0.0%	0.0%	0.0%	0.0%	0.0%	0.0%	0.0%	0.0%
1 1/2 "	0.0%	0.0%	0.0%	0.0%	0.0%	0.0%	0.0%	0.0%	0.0%	0.0%	0.0%
2 "	0.0%	0.0%	0.0%	0.0%	0.0%	0.0%	0.0%	0.0%	0.0%	0.0%	0.0%
3 "	0.0%	0.0%	0.0%	0.0%	0.0%	0.0%	0.0%	0.0%	0.0%	0.0%	0.0%
4 "	0.0%	0.0%	0.0%	0.0%	0.0%	0.0%	0.0%	0.0%	0.0%	0.0%	0.0%
6 "	0.0%	0.0%	0.0%	0.0%	0.0%	0.0%	0.0%	0.0%	0.0%	0.0%	0.0%
8 "	0.0%	0.0%	0.0%	0.0%	0.0%	0.0%	0.0%	0.0%	0.0%	0.0%	0.0%
10 "	0.0%	0.0%	0.0%	0.0%	0.0%	0.0%	0.0%	0.0%	0.0%	0.0%	0.0%
12 "	0.0%	0.0%	0.0%	0.0%	0.0%	0.0%	0.0%	0.0%	0.0%	0.0%	0.0%

Commercial













Kentucky American Water Company

Case No. 2012-00520

W/P - 2-2 Bill Analysis Support  
Exhibits\Revenue\Support\2013 Water Revenue  
Template - Pass 3.xls\Kentucky  
Witness Responsible: Linda Bridwell

	Jan-13	Feb-13	Mar-13	Apr-13	May-13	Jun-13	Jul-13	Aug-13	Sep-13	Oct-13	Nov-13
3 - Industrial	-	-	-	-	-	-	-	-	-	-	-
4 - Other Public Authority	-	-	-	-	-	-	-	-	-	-	-
5 - Other Water Utility	-	-	-	-	-	-	-	-	-	-	-
6 - Private Fire Service	-	-	-	-	-	-	-	-	-	-	-
7 - Miscellaneous	-	-	-	-	-	-	-	-	-	-	-
8 - Public Fire Service	-	-	-	-	-	-	-	-	-	-	-
9 - Private Fire Service Meter	-	-	-	-	-	-	-	-	-	-	-

**NOTE:** Read and billed during the even numbered is average revenue per day equals the total revenue for the current month divided by the number of days in the current month. During the month when meters ar

**Group A - Quarterly Customers**

	Jan-13	Feb-13	Mar-13	Apr-13	May-13	Jun-13	Jul-13	Aug-13	Sep-13	Oct-13	Nov-13
1 - Residential	-	-	-	-	-	-	-	-	-	-	-
2 - Commercial	-	-	-	-	-	-	-	-	-	-	-
3 - Industrial	-	-	-	-	-	-	-	-	-	-	-
4 - Other Public Authority	-	-	-	-	-	-	-	-	-	-	-
5 - Other Water Utility	-	-	-	-	-	-	-	-	-	-	-
6 - Private Fire Service	-	-	-	-	-	-	-	-	-	-	-
7 - Miscellaneous	-	-	-	-	-	-	-	-	-	-	-
8 - Public Fire Service	-	-	-	-	-	-	-	-	-	-	-
9 - Private Fire Service Meter	-	-	-	-	-	-	-	-	-	-	-

**NOTE:** Read and billed during January, April, July and the average revenue per day equals the total revenue for the current month divided by the number of days in the current month. During the month after

**Group B - Quarterly Customers**

	Jan-13	Feb-13	Mar-13	Apr-13	May-13	Jun-13	Jul-13	Aug-13	Sep-13	Oct-13	Nov-13
1 - Residential	-	-	-	-	-	-	-	-	-	-	-
2 - Commercial	-	-	-	-	-	-	-	-	-	-	-
3 - Industrial	-	-	-	-	-	-	-	-	-	-	-
4 - Other Public Authority	-	-	-	-	-	-	-	-	-	-	-
5 - Other Water Utility	-	-	-	-	-	-	-	-	-	-	-
6 - Private Fire Service	-	-	-	-	-	-	-	-	-	-	-
7 - Miscellaneous	-	-	-	-	-	-	-	-	-	-	-
8 - Public Fire Service	-	-	-	-	-	-	-	-	-	-	-
9 - Private Fire Service Meter	-	-	-	-	-	-	-	-	-	-	-

**NOTE:** Read and billed during February, May, August read, the average revenue per day equals the total revenue for the current month divided by the number of days in the current month. During the month after

**Group C - Quarterly Customers**

	Jan-13	Feb-13	Mar-13	Apr-13	May-13	Jun-13	Jul-13	Aug-13	Sep-13	Oct-13	Nov-13
1 - Residential	-	-	-	-	-	-	-	-	-	-	-
2 - Commercial	-	-	-	-	-	-	-	-	-	-	-
3 - Industrial	-	-	-	-	-	-	-	-	-	-	-
4 - Other Public Authority	-	-	-	-	-	-	-	-	-	-	-
5 - Other Water Utility	-	-	-	-	-	-	-	-	-	-	-
6 - Private Fire Service	-	-	-	-	-	-	-	-	-	-	-
7 - Miscellaneous	-	-	-	-	-	-	-	-	-	-	-
8 - Public Fire Service	-	-	-	-	-	-	-	-	-	-	-
9 - Private Fire Service Meter	-	-	-	-	-	-	-	-	-	-	-

**NOTE:** Read and billed during March, June, September read, the average revenue per day equals the total revenue for the current month divided by the number of days in the current month. During the month after





















Kentucky American Water Company  
Case No. 2012-00520  
W/P - 2-2 Bill Analysis Support  
Exhibits\Revenue\Support\2013 Water Revenue  
Template - Pass 3.xls\Kentucky  
Witness Responsible: Linda Bridwell

0 1 - Residential	290,163	(39,625)	10,113	25,061	(2,407)	77,801	26,822	(16,493)	31,901	(44,214)	(28,086)
0 2 - Commercial	190,287	(19,696)	6,357	17,301	428	42,438	20,853	3,485	19,436	(31,746)	(19,759)
0 3 - Industrial	24,558	310	(833)	5,230	(1,399)	311	4,536	(1,186)	(1,231)	786	(3,003)
0 4 - Other Public Authority	56,643	(3,752)	2,129	5,066	5,619	10,334	11,856	8,751	14,513	(16,349)	(15,053)
0 5 - Other Water Utility	26,136	672	(2,681)	4,460	4,734	772	803	1,282	(3,611)	1,641	(6,213)
0 6 - Private Fire Service	-	-	-	-	-	-	-	-	-	-	-
0 7 - Miscellaneous	-	-	-	-	-	-	-	-	-	-	-
0 8 - Public Fire Service	-	-	-	-	-	-	-	-	-	-	-
0 9 - Private Fire Service Meter	-	-	-	-	-	-	-	-	-	-	-
<b>587,788</b>	<b>(62,090)</b>	<b>15,085</b>	<b>57,118</b>	<b>6,975</b>	<b>131,656</b>	<b>64,871</b>	<b>(4,162)</b>	<b>61,008</b>	<b>(89,882)</b>	<b>(72,094)</b>	
<b>Total Billed Usage (000s Gallons)</b>	<b>Jan-13</b>	<b>Feb-13</b>	<b>Mar-13</b>	<b>Apr-13</b>	<b>May-13</b>	<b>Jun-13</b>	<b>Jul-13</b>	<b>Aug-13</b>	<b>Sep-13</b>	<b>Oct-13</b>	<b>Nov-13</b>
0 1 - Residential	171,518	445,225	401,472	410,972	450,326	494,423	589,814	615,439	610,010	594,747	506,558
0 2 - Commercial	92,298	276,014	252,173	259,943	286,532	306,676	360,503	387,651	394,815	388,811	335,340
0 3 - Industrial	14,043	38,373	38,643	37,535	43,424	43,235	48,663	52,989	52,983	47,231	43,625
0 4 - Other Public Authority	31,457	86,776	81,884	84,851	95,925	107,389	124,135	142,299	158,779	158,614	129,315
0 5 - Other Water Utility	4,703	30,137	31,753	27,737	34,446	39,409	39,534	43,046	41,992	37,202	38,722
0 6 - Private Fire Service	-	-	-	-	-	-	-	-	-	-	-
0 7 - Miscellaneous	-	-	-	-	-	-	-	-	-	-	-
0 8 - Public Fire Service	-	-	-	-	-	-	-	-	-	-	-
0 9 - Private Fire Service Meter	-	-	-	-	-	-	-	-	-	-	-
<b>314,018</b>	<b>876,525</b>	<b>805,925</b>	<b>821,039</b>	<b>910,653</b>	<b>991,132</b>	<b>1,162,649</b>	<b>1,241,424</b>	<b>1,258,579</b>	<b>1,226,605</b>	<b>1,053,561</b>	

Kentucky American Water Company  
Case No. 2012-00520  
W/P - 2-2 Bill Analysis Support  
Exhibits\Revenue\Support\2013 Water Revenue  
Template - Pass 3.xls\Kentucky  
Witness Responsible: Linda Bridwell

**VOLUMETRIC REVENUES**

Number of Customers	Dec-13	Jan-14	Feb-14	Mar-14	Apr-14	May-14	Jun-14	Jul-14	Aug-14	Sep-14	Oct-14	Nov-14	Dec-14	Jan-15
Residential	111,506	111,720	111,943	112,217	112,454	112,600	112,605	112,673	112,857	112,878	112,837	112,768	112,723	112,723
Commercial	8,760	8,743	8,725	8,731	8,762	8,785	8,807	8,807	8,808	8,813	8,800	8,785	8,765	8,765
Industrial	21	21	21	21	21	21	21	21	21	21	21	21	21	21
Municipal	531	531	531	531	531	531	531	531	531	531	531	531	531	531
Sale for Resale	12	12	12	12	12	12	12	12	12	12	12	12	12	12
Private Fire	2,163	2,142	2,148	2,143	2,147	2,148	2,152	2,159	2,160	2,159	2,160	2,163	2,163	2,163
Public Fire	0	0	0	0	0	0	0	0	0	0	0	0	0	0
Flat Rate	0	0	0	0	0	0	0	0	0	0	0	0	0	0
Miscellaneous	0	0	0	0	0	0	0	0	0	0	0	0	0	0
<b>Total No. of Customers</b>	<b>122,993</b>	<b>123,169</b>	<b>123,380</b>	<b>123,655</b>	<b>123,927</b>	<b>124,097</b>	<b>124,128</b>	<b>124,203</b>	<b>124,389</b>	<b>124,414</b>	<b>124,361</b>	<b>124,279</b>	<b>124,215</b>	<b>124,215</b>

Increase in Customers	Dec-13	Jan-14	Feb-14	Mar-14	Apr-14	May-14	Jun-14	Jul-14	Aug-14	Sep-14	Oct-14	Nov-14	Dec-14	Jan-15
Residential	(45)	214	223	274	237	146	5	68	184	21	(40)	(70)	(45)	0
Commercial	(20)	(17)	(18)	6	32	22	23	(0)	0	5	(13)	(15)	(20)	0
Industrial	0	0	0	0	0	0	0	0	0	0	0	0	0	0
Municipal	0	0	0	0	0	0	0	0	0	0	0	0	0	0
Sale for Resale	0	0	0	0	0	0	0	0	0	0	0	0	0	0
Private Fire	1	(21)	6	(5)	4	1	4	7	1	(1)	1	3	0	0
Public Fire	0	0	0	0	0	0	0	0	0	0	0	0	0	0
Flat Rate	0	0	0	0	0	0	0	0	0	0	0	0	0	0
Miscellaneous	0	0	0	0	0	0	0	0	0	0	0	0	0	0
<b>Total Increase in Customers</b>	<b>(64)</b>	<b>176</b>	<b>211</b>	<b>275</b>	<b>273</b>	<b>169</b>	<b>31</b>	<b>75</b>	<b>186</b>	<b>25</b>	<b>(53)</b>	<b>(82)</b>	<b>(65)</b>	<b>0</b>

Growth from Dec 31 of Previous Year	Dec-13	Jan-14	Feb-14	Mar-14	Apr-14	May-14	Jun-14	Jul-14	Aug-14	Sep-14	Oct-14	Nov-14	Dec-14	Jan-15
Residential	1.1%	0.2%	0.4%	0.6%	0.9%	1.0%	1.0%	1.0%	1.2%	1.2%	1.2%	1.1%	1.1%	0.0%
Commercial	0.1%	-0.2%	-0.4%	-0.3%	0.0%	0.3%	0.5%	0.5%	0.5%	0.6%	0.5%	0.3%	0.1%	0.0%
Industrial	0.0%	0.0%	0.0%	0.0%	0.0%	0.0%	0.0%	0.0%	0.0%	0.0%	0.0%	0.0%	0.0%	0.0%
Municipal	0.0%	0.0%	0.0%	0.0%	0.0%	0.0%	0.0%	0.0%	0.0%	0.0%	0.0%	0.0%	0.0%	0.0%
Sale for Resale	0.0%	0.0%	0.0%	0.0%	0.0%	0.0%	0.0%	0.0%	0.0%	0.0%	0.0%	0.0%	0.0%	0.0%
Private Fire	0.0%	-1.0%	-0.7%	-0.9%	-0.7%	-0.7%	-0.5%	-0.2%	-0.2%	-0.2%	-0.2%	0.0%	0.0%	0.0%
Public Fire	0.0%	0.0%	0.0%	0.0%	0.0%	0.0%	0.0%	0.0%	0.0%	0.0%	0.0%	0.0%	0.0%	0.0%
Flat Rate	0.0%	0.0%	0.0%	0.0%	0.0%	0.0%	0.0%	0.0%	0.0%	0.0%	0.0%	0.0%	0.0%	0.0%
Miscellaneous	0.0%	0.0%	0.0%	0.0%	0.0%	0.0%	0.0%	0.0%	0.0%	0.0%	0.0%	0.0%	0.0%	0.0%
<b>Total</b>	<b>1.0%</b>	<b>0.1%</b>	<b>0.3%</b>	<b>0.5%</b>	<b>0.8%</b>	<b>0.9%</b>	<b>0.9%</b>	<b>1.0%</b>	<b>1.1%</b>	<b>1.2%</b>	<b>1.1%</b>	<b>1.0%</b>	<b>1.0%</b>	<b>0.0%</b>

Usage per Bill Day per Customer (000s Gallons)	Dec-13	Jan-14	Feb-14	Mar-14	Apr-14	May-14	Jun-14	Jul-14	Aug-14	Sep-14	Oct-14	Nov-14	Dec-14	Jan-15
Residential	0.00000	0.13265	0.12870	0.11749	0.12854	0.12760	0.16911	0.17634	0.17094	0.18950	0.15698	0.14085	0.12823	0.13265
Block 1: 0	0.00000	0.00000	0.00000	0.00000	0.00000	0.00000	0.00000	0.00000	0.00000	0.00000	0.00000	0.00000	0.00000	0.00000
Block 2: 0	0.00000	0.00000	0.00000	0.00000	0.00000	0.00000	0.00000	0.00000	0.00000	0.00000	0.00000	0.00000	0.00000	0.00000
Block 3: 0	0.00000	0.00000	0.00000	0.00000	0.00000	0.00000	0.00000	0.00000	0.00000	0.00000	0.00000	0.00000	0.00000	0.00000
Block 4: 0	0.00000	0.00000	0.00000	0.00000	0.00000	0.00000	0.00000	0.00000	0.00000	0.00000	0.00000	0.00000	0.00000	0.00000
Block 5: 0	0.00000	0.00000	0.00000	0.00000	0.00000	0.00000	0.00000	0.00000	0.00000	0.00000	0.00000	0.00000	0.00000	0.00000
Block 6: 0	0.00000	0.00000	0.00000	0.00000	0.00000	0.00000	0.00000	0.00000	0.00000	0.00000	0.00000	0.00000	0.00000	0.00000
Residential Baseline Usage /	0.00000	0.13265	0.12870	0.11749	0.12854	0.12760	0.16911	0.17634	0.17094	0.18950	0.15698	0.14085	0.12823	0.13265





Kentucky American Water Company  
Case No. 2012-00520  
W/P - 2-2 Bill Analysis Support  
Exhibits\Revenue\Support\2013 Water Revenue  
Template - Pass 3.xls\Kentucky  
Witness Responsible: Linda Bridwell  
Block 3: 0  
Block 4: 0  
Block 5: 0  
Block 6: 0  
Municipal Adj Daily Usage

	Dec-13	Jan-14	Feb-14	Mar-14	Apr-14	May-14	Jun-14	Jul-14	Aug-14	Sep-14	Oct-14	Nov-14	Dec-14	Jan-15
Calendar Days	31	31	28	31	30	31	30	31	31	30	31	30	31	31
Days in Month / Days in Yr	8.5%	8.5%	7.7%	8.5%	8.2%	8.5%	8.2%	8.5%	8.5%	8.2%	8.5%	8.2%	8.5%	8.5%
0.00000	0.00000	0.00000	0.00000	0.00000	0.00000	0.00000	0.00000	0.00000	0.00000	0.00000	0.00000	0.00000	0.00000	0.00000
0.00000	0.00000	0.00000	0.00000	0.00000	0.00000	0.00000	0.00000	0.00000	0.00000	0.00000	0.00000	0.00000	0.00000	0.00000
0.00000	0.00000	0.00000	0.00000	0.00000	0.00000	0.00000	0.00000	0.00000	0.00000	0.00000	0.00000	0.00000	0.00000	0.00000
5.32670	5.44704	5.44704	4.96669	5.50749	6.03168	7.25295	8.12437	9.03919	8.50548	10.74131	8.50548	7.03573	5.18964	5.21499

**Calendar Days in Month**

**Total Usage (000s Gallons)**

	Dec-13	Jan-14	Feb-14	Mar-14	Apr-14	May-14	Jun-14	Jul-14	Aug-14	Sep-14	Oct-14	Nov-14	Dec-14	Jan-15
<b>Residential</b>														
Block 1: 0	450,608	459,400	403,392	408,699	433,629	445,390	571,292	615,942	598,035	641,706	549,098	476,498	448,094	463,526
Block 2: 0	0	0	0	0	0	0	0	0	0	0	0	0	0	0
Block 3: 0	0	0	0	0	0	0	0	0	0	0	0	0	0	0
Block 4: 0	0	0	0	0	0	0	0	0	0	0	0	0	0	0
Block 5: 0	0	0	0	0	0	0	0	0	0	0	0	0	0	0
Block 6: 0	0	0	0	0	0	0	0	0	0	0	0	0	0	0
<b>Residential Usage</b>	450,608	459,400	403,392	408,699	433,629	445,390	571,292	615,942	598,035	641,706	549,098	476,498	448,094	463,526
<b>Commercial</b>														
Block 1: 0	276,974	276,712	251,025	252,652	271,549	281,059	343,425	375,489	385,274	408,593	351,190	309,911	271,082	277,398
Block 2: 0	0	0	0	0	0	0	0	0	0	0	0	0	0	0
Block 3: 0	0	0	0	0	0	0	0	0	0	0	0	0	0	0
Block 4: 0	0	0	0	0	0	0	0	0	0	0	0	0	0	0
Block 5: 0	0	0	0	0	0	0	0	0	0	0	0	0	0	0
Block 6: 0	0	0	0	0	0	0	0	0	0	0	0	0	0	0
<b>Commercial Usage</b>	276,974	276,712	251,025	252,652	271,549	281,059	343,425	375,489	385,274	408,593	351,190	309,911	271,082	277,398
<b>Industrial</b>														
Block 1: 0	38,353	38,601	38,683	37,810	42,766	42,025	43,547	53,200	51,803	51,752	48,017	40,622	38,353	38,601
Block 2: 0	0	0	0	0	0	0	0	0	0	0	0	0	0	0
Block 3: 0	0	0	0	0	0	0	0	0	0	0	0	0	0	0
Block 4: 0	0	0	0	0	0	0	0	0	0	0	0	0	0	0
Block 5: 0	0	0	0	0	0	0	0	0	0	0	0	0	0	0
Block 6: 0	0	0	0	0	0	0	0	0	0	0	0	0	0	0
<b>Industrial Usage</b>	38,353	38,601	38,683	37,810	42,766	42,025	43,547	53,200	51,803	51,752	48,017	40,622	38,353	38,601
<b>Municipal</b>														
Block 1: 0	87,683	85,844	80,987	81,757	87,734	99,288	115,540	133,735	148,794	171,109	140,009	112,079	85,427	85,844
Block 2: 0	0	0	0	0	0	0	0	0	0	0	0	0	0	0
Block 3: 0	0	0	0	0	0	0	0	0	0	0	0	0	0	0
Block 4: 0	0	0	0	0	0	0	0	0	0	0	0	0	0	0
Block 5: 0	0	0	0	0	0	0	0	0	0	0	0	0	0	0
Block 6: 0	0	0	0	0	0	0	0	0	0	0	0	0	0	0
<b>Municipal Usage</b>	87,683	85,844	80,987	81,757	87,734	99,288	115,540	133,735	148,794	171,109	140,009	112,079	85,427	85,844

















Kentucky American Water Company  
Case No. 2012-00520  
W/P - 2-2 Bill Analysis Support  
Exhibits\Revenue\Support\2013 Water Revenue  
Template - Pass 3.xls\Kentucky  
Witness Responsible: Linda Bridwell

40.2	40.1	39.9	40.0	40.3	40.5	40.7	40.6	40.7	40.7	40.6	40.5	40.3	40.3
0.0	0.0	0.0	0.0	0.0	0.0	0.0	0.0	0.0	0.0	0.0	0.0	0.0	0.0
52.1	52.1	52.1	52.1	52.1	52.1	52.1	52.1	52.1	52.1	52.1	52.1	52.1	52.1
7.7	7.7	7.7	7.7	7.7	7.7	7.7	7.7	7.7	7.7	7.7	7.7	7.7	7.7
129.4	129.4	129.4	129.4	129.4	129.4	129.4	129.4	129.4	129.4	129.4	129.4	129.4	129.4
1.7	1.7	1.7	1.7	1.7	1.7	1.7	1.7	1.7	1.7	1.7	1.7	1.7	1.7
6.2	6.2	6.2	6.2	6.2	6.2	6.2	6.2	6.2	6.2	6.2	6.2	6.2	6.2
5.4	5.4	5.4	5.4	5.4	5.4	5.4	5.4	5.4	5.4	5.4	5.4	5.4	5.4
7.8	7.8	7.8	7.8	7.8	7.8	7.8	7.8	7.8	7.8	7.8	7.8	7.8	7.8
0.0	0.0	0.0	0.0	0.0	0.0	0.0	0.0	0.0	0.0	0.0	0.0	0.0	0.0
0.0	0.0	0.0	0.0	0.0	0.0	0.0	0.0	0.0	0.0	0.0	0.0	0.0	0.0
250.5	250.4	250.2	250.3	250.5	250.7	250.9	250.9	251.0	251.0	250.9	250.7	250.6	250.6
Total Commercial Fixed Charge													

0.1	0.1	0.1	0.1	0.1	0.1	0.1	0.1	0.1	0.1	0.1	0.1	0.1	0.1
0.0	0.0	0.0	0.0	0.0	0.0	0.0	0.0	0.0	0.0	0.0	0.0	0.0	0.0
1 "	0.0	0.0	0.0	0.0	0.0	0.0	0.0	0.0	0.0	0.0	0.0	0.0	0.0
1 1/2 "	0.1	0.1	0.1	0.1	0.1	0.1	0.1	0.1	0.1	0.1	0.1	0.1	0.1
2 "	1.6	1.6	1.6	1.6	1.6	1.6	1.6	1.6	1.6	1.6	1.6	1.6	1.6
3 "	0.0	0.0	0.0	0.0	0.0	0.0	0.0	0.0	0.0	0.0	0.0	0.0	0.0
4 "	2.4	2.4	2.4	2.4	2.4	2.4	2.4	2.4	2.4	2.4	2.4	2.4	2.4
6 "	3.6	3.6	3.6	3.6	3.6	3.6	3.6	3.6	3.6	3.6	3.6	3.6	3.6
8 "	0.0	0.0	0.0	0.0	0.0	0.0	0.0	0.0	0.0	0.0	0.0	0.0	0.0
10 "	0.0	0.0	0.0	0.0	0.0	0.0	0.0	0.0	0.0	0.0	0.0	0.0	0.0
12 "	0.0	0.0	0.0	0.0	0.0	0.0	0.0	0.0	0.0	0.0	0.0	0.0	0.0
7.9	7.9	7.9	7.9	7.9	7.9	7.9	7.9	7.9	7.9	7.9	7.9	7.9	7.9
Total Industrial Fixed Charge													

1.2	1.2	1.2	1.2	1.2	1.2	1.2	1.2	1.2	1.2	1.2	1.2	1.2	1.2
0.0	0.0	0.0	0.0	0.0	0.0	0.0	0.0	0.0	0.0	0.0	0.0	0.0	0.0
3.8	3.8	3.8	3.8	3.8	3.8	3.8	3.8	3.8	3.8	3.8	3.8	3.8	3.8
1 1/2 "	1.2	1.2	1.2	1.2	1.2	1.2	1.2	1.2	1.2	1.2	1.2	1.2	1.2
2 "	26.4	26.4	26.4	26.4	26.4	26.4	26.4	26.4	26.4	26.4	26.4	26.4	26.4
3 "	0.1	0.1	0.1	0.1	0.1	0.1	0.1	0.1	0.1	0.1	0.1	0.1	0.1
4 "	9.1	9.1	9.1	9.1	9.1	9.1	9.1	9.1	9.1	9.1	9.1	9.1	9.1
6 "	4.9	4.9	4.9	4.9	4.9	4.9	4.9	4.9	4.9	4.9	4.9	4.9	4.9
8 "	1.4	1.4	1.4	1.4	1.4	1.4	1.4	1.4	1.4	1.4	1.4	1.4	1.4
10 "	0.0	0.0	0.0	0.0	0.0	0.0	0.0	0.0	0.0	0.0	0.0	0.0	0.0
12 "	0.0	0.0	0.0	0.0	0.0	0.0	0.0	0.0	0.0	0.0	0.0	0.0	0.0
48.3	48.3	48.3	48.3	48.3	48.3	48.3	48.3	48.3	48.3	48.3	48.3	48.3	48.3
Total Municipal Fixed Charge													

4.5	4.5	4.5	4.5	4.5	4.5	4.5	4.5	4.5	4.5	4.5	4.5	4.5	4.5
472.0	472.0	472.0	472.0	472.0	472.0	472.0	472.0	472.0	472.0	472.0	472.0	472.0	472.0
0.0	0.0	0.0	0.0	0.0	0.0	0.0	0.0	0.0	0.0	0.0	0.0	0.0	0.0
0.0	0.0	0.0	0.0	0.0	0.0	0.0	0.0	0.0	0.0	0.0	0.0	0.0	0.0
0.0	0.0	0.0	0.0	0.0	0.0	0.0	0.0	0.0	0.0	0.0	0.0	0.0	0.0
1,805.5	1,807.3	1,809.1	1,811.6	1,814.0	1,815.5	1,815.7	1,816.3	1,818.0	1,818.2	1,817.7	1,817.0	1,816.4	1,816.4
Total Usage & Fixed Revenue (\$000)													

Dec-13 Jan-14 Feb-14 Mar-14 Apr-14 May-14 Jun-14 Jul-14 Aug-14 Sep-14 Oct-14 Nov-14 Dec-14 Jan-15















Kentucky American Water Company

Case No. 2012-00520

W/P - 2-2 Bill Analysis Support

Exhibits\Revenue\Support\2013 Water Revenue

Template - Pass 3.xls\Kentucky

Witness Responsible: Linda Bridwell

**Increase to Tariff (Growth on Previous Month)**

Dec-13      Jan-14      Feb-14      Mar-14      Apr-14      May-14      Jun-14      Jul-14      Aug-14      Sep-14      Oct-14      Nov-14      Dec-14      Jan-15







Kentucky American Water Company  
Case No. 2012-00520  
W/P - 2-2 Bill Analysis Support  
Exhibits\Revenue\Support\2013 Water Revenue  
Template - Pass 3.xls\Kentucky  
Witness Responsible: Linda Bridwell

Increase to Fixed Rate (Growth on Previous Mo)	Dec-13	Jan-14	Feb-14	Mar-14	Apr-14	May-14	Jun-14	Jul-14	Aug-14	Sep-14	Oct-14	Nov-14	Dec-14	Jan-15
	Residential	0.0%	0.0%	0.0%	0.0%	0.0%	0.0%	0.0%	0.0%	0.0%	0.0%	0.0%	0.0%	0.0%
5/8 "	0.0%	0.0%	0.0%	0.0%	0.0%	0.0%	0.0%	0.0%	0.0%	0.0%	0.0%	0.0%	0.0%	0.0%
3/4 "	0.0%	0.0%	0.0%	0.0%	0.0%	0.0%	0.0%	0.0%	0.0%	0.0%	0.0%	0.0%	0.0%	0.0%
1 "	0.0%	0.0%	0.0%	0.0%	0.0%	0.0%	0.0%	0.0%	0.0%	0.0%	0.0%	0.0%	0.0%	0.0%
1 1/2 "	0.0%	0.0%	0.0%	0.0%	0.0%	0.0%	0.0%	0.0%	0.0%	0.0%	0.0%	0.0%	0.0%	0.0%
2 "	0.0%	0.0%	0.0%	0.0%	0.0%	0.0%	0.0%	0.0%	0.0%	0.0%	0.0%	0.0%	0.0%	0.0%
3 "	0.0%	0.0%	0.0%	0.0%	0.0%	0.0%	0.0%	0.0%	0.0%	0.0%	0.0%	0.0%	0.0%	0.0%
4 "	0.0%	0.0%	0.0%	0.0%	0.0%	0.0%	0.0%	0.0%	0.0%	0.0%	0.0%	0.0%	0.0%	0.0%
6 "	0.0%	0.0%	0.0%	0.0%	0.0%	0.0%	0.0%	0.0%	0.0%	0.0%	0.0%	0.0%	0.0%	0.0%
8 "	0.0%	0.0%	0.0%	0.0%	0.0%	0.0%	0.0%	0.0%	0.0%	0.0%	0.0%	0.0%	0.0%	0.0%
10 "	0.0%	0.0%	0.0%	0.0%	0.0%	0.0%	0.0%	0.0%	0.0%	0.0%	0.0%	0.0%	0.0%	0.0%
12 "	0.0%	0.0%	0.0%	0.0%	0.0%	0.0%	0.0%	0.0%	0.0%	0.0%	0.0%	0.0%	0.0%	0.0%

Commercial











Kentucky American Water Company

Case No. 2012-00520

W/P - 2-2 Bill Analysis Support  
Exhibits\Revenue\Support\2013 Water Revenue  
Template - Pass 3.xls\Kentucky  
Witness Responsible: Linda Bridwell

	Dec-13	Jan-14	Feb-14	Mar-14	Apr-14	May-14	Jun-14	Jul-14	Aug-14	Sep-14	Oct-14	Nov-14	Dec-14	Jan-15
- 3 - Industrial	0	0	0	0	0	0	0	0	0	0	0	0	0	0
- 4 - Other Public Authority	0	0	0	0	0	0	0	0	0	0	0	0	0	0
- 5 - Other Water Utility	0	0	0	0	0	0	0	0	0	0	0	0	0	0
- 6 - Private Fire Service	0	0	0	0	0	0	0	0	0	0	0	0	0	0
- 7 - Miscellaneous	0	0	0	0	0	0	0	0	0	0	0	0	0	0
- 8 - Public Fire Service	0	0	0	0	0	0	0	0	0	0	0	0	0	0
- 9 - Private Fire Service Meter	0	0	0	0	0	0	0	0	0	0	0	0	0	0

**NOTE: Read and billed during the even numbered !**

**Group A - Quarterly Customers**

	Dec-13	Jan-14	Feb-14	Mar-14	Apr-14	May-14	Jun-14	Jul-14	Aug-14	Sep-14	Oct-14	Nov-14	Dec-14	Jan-15
- 1 - Residential	0	0	0	0	0	0	0	0	0	0	0	0	0	0
- 2 - Commercial	0	0	0	0	0	0	0	0	0	0	0	0	0	0
- 3 - Industrial	0	0	0	0	0	0	0	0	0	0	0	0	0	0
- 4 - Other Public Authority	0	0	0	0	0	0	0	0	0	0	0	0	0	0
- 5 - Other Water Utility	0	0	0	0	0	0	0	0	0	0	0	0	0	0
- 6 - Private Fire Service	0	0	0	0	0	0	0	0	0	0	0	0	0	0
- 7 - Miscellaneous	0	0	0	0	0	0	0	0	0	0	0	0	0	0
- 8 - Public Fire Service	0	0	0	0	0	0	0	0	0	0	0	0	0	0
- 9 - Private Fire Service Meter	0	0	0	0	0	0	0	0	0	0	0	0	0	0

**NOTE: Read and billed during January, April, July &**

**Group B - Quarterly Customers**

	Dec-13	Jan-14	Feb-14	Mar-14	Apr-14	May-14	Jun-14	Jul-14	Aug-14	Sep-14	Oct-14	Nov-14	Dec-14	Jan-15
- 1 - Residential	0	0	0	0	0	0	0	0	0	0	0	0	0	0
- 2 - Commercial	0	0	0	0	0	0	0	0	0	0	0	0	0	0
- 3 - Industrial	0	0	0	0	0	0	0	0	0	0	0	0	0	0
- 4 - Other Public Authority	0	0	0	0	0	0	0	0	0	0	0	0	0	0
- 5 - Other Water Utility	0	0	0	0	0	0	0	0	0	0	0	0	0	0
- 6 - Private Fire Service	0	0	0	0	0	0	0	0	0	0	0	0	0	0
- 7 - Miscellaneous	0	0	0	0	0	0	0	0	0	0	0	0	0	0
- 8 - Public Fire Service	0	0	0	0	0	0	0	0	0	0	0	0	0	0
- 9 - Private Fire Service Meter	0	0	0	0	0	0	0	0	0	0	0	0	0	0

**NOTE: Read and billed during February, May, Aug**

**Group C - Quarterly Customers**

	Dec-13	Jan-14	Feb-14	Mar-14	Apr-14	May-14	Jun-14	Jul-14	Aug-14	Sep-14	Oct-14	Nov-14	Dec-14	Jan-15
- 1 - Residential	0	0	0	0	0	0	0	0	0	0	0	0	0	0
- 2 - Commercial	0	0	0	0	0	0	0	0	0	0	0	0	0	0
- 3 - Industrial	0	0	0	0	0	0	0	0	0	0	0	0	0	0
- 4 - Other Public Authority	0	0	0	0	0	0	0	0	0	0	0	0	0	0
- 5 - Other Water Utility	0	0	0	0	0	0	0	0	0	0	0	0	0	0
- 6 - Private Fire Service	0	0	0	0	0	0	0	0	0	0	0	0	0	0
- 7 - Miscellaneous	0	0	0	0	0	0	0	0	0	0	0	0	0	0
- 8 - Public Fire Service	0	0	0	0	0	0	0	0	0	0	0	0	0	0
- 9 - Private Fire Service Meter	0	0	0	0	0	0	0	0	0	0	0	0	0	0

**NOTE: Read and billed during March, June, Septen**























Kentucky American Water Company  
Case No. 2012-00520  
W/P - 2-2 Bill Analysis Support  
Exhibits\Revenue\Support\2013 Water Revenue  
Template - Pass 3.xls\Kentucky  
Witness Responsible: Linda Bridwell

	Dec-13	Jan-14	Feb-14	Mar-14	Apr-14	May-14	Jun-14	Jul-14	Aug-14	Sep-14	Oct-14	Nov-14	Dec-14	Jan-15
0 1 - Residential	(25,186)	(32,175)	(25,275)	14,664	3,231	28,372	89,084	(136)	(19,394)	37,204	(50,577)	(21,009)	(33,345)	10,211
0 2 - Commercial	(25,848)	(25,718)	(11,745)	7,792	6,472	17,042	49,422	2,749	2,344	19,403	(34,279)	(7,857)	(36,379)	4,492
0 3 - Industrial	(3,336)	(2,330)	1,873	582	1,504	661	2,937	2,636	225	376	(2,616)	(2,006)	(2,193)	171
0 4 - Other Public Authority	(18,846)	(8,570)	(1,807)	3,019	1,558	11,480	35,466	(17,191)	7,668	15,716	(18,164)	(10,896)	(20,731)	286
0 5 - Other Water Utility	1,709	(2,897)	1,296	71	939	(939)	9,837	(10,827)	(900)	3,108	(948)	1,041	(141)	-
0 6 - Private Fire Service	-	-	-	-	-	-	-	-	-	-	-	-	-	-
0 7 - Miscellaneous	-	-	-	-	-	-	-	-	-	-	-	-	-	-
0 8 - Public Fire Service	-	-	-	-	-	-	-	-	-	-	-	-	-	-
0 9 - Private Fire Service Meter	-	-	-	-	-	-	-	-	-	-	-	-	-	-
<b>(71,506)</b>	<b>(71,691)</b>	<b>(35,658)</b>	<b>26,126</b>	<b>13,705</b>	<b>56,616</b>	<b>186,746</b>	<b>(22,768)</b>	<b>(10,056)</b>	<b>75,806</b>	<b>(106,584)</b>	<b>(40,727)</b>	<b>(92,788)</b>	<b>15,159</b>	
<b>Total Billed Usage (000s Gallons)</b>														
0 1 - Residential	475,794	491,575	428,667	394,036	430,398	417,018	482,208	616,077	617,429	604,503	599,675	497,507	481,439	453,315
0 2 - Commercial	302,822	302,430	262,770	244,860	265,076	264,016	294,003	372,740	382,930	389,191	385,469	317,768	307,461	272,906
0 3 - Industrial	41,688	40,931	36,811	37,228	41,261	41,364	40,609	50,564	51,578	51,376	50,633	42,628	40,546	38,430
0 4 - Other Public Authority	106,528	94,414	82,793	78,738	86,176	87,808	80,073	150,926	141,126	155,393	158,173	122,975	106,157	85,558
0 5 - Other Water Utility	31,774	36,379	32,187	33,412	32,544	34,422	23,646	44,309	34,383	30,375	34,431	32,442	33,624	33,483
0 6 - Private Fire Service	-	-	-	-	-	-	-	-	-	-	-	-	-	-
0 7 - Miscellaneous	-	-	-	-	-	-	-	-	-	-	-	-	-	-
0 8 - Public Fire Service	-	-	-	-	-	-	-	-	-	-	-	-	-	-
0 9 - Private Fire Service Meter	-	-	-	-	-	-	-	-	-	-	-	-	-	-
<b>958,607</b>	<b>965,730</b>	<b>843,227</b>	<b>788,275</b>	<b>855,455</b>	<b>844,628</b>	<b>920,540</b>	<b>1,234,617</b>	<b>1,227,445</b>	<b>1,230,837</b>	<b>1,228,380</b>	<b>1,013,320</b>	<b>969,227</b>	<b>883,692</b>	

Kentucky American Water Company  
Case No. 2012-00520  
W/P - 2-2 Bill Analysis Support  
Exhibits\Revenue\Support\2013 Water Revenue  
Template - Pass 3.xls\Kentucky  
Witness Responsible: Linda Bridwell

**VOLUMETRIC REVENUES**

Number of Customers	Feb-15	Mar-15	Apr-15	May-15	Jun-15	Jul-15	Aug-15	Sep-15	Oct-15	Nov-15	Dec-15	2012	2013
Residential	112,723	112,723	112,723	112,723	112,723	112,723	112,723	112,723	112,723	112,723	112,723	110,295	111,506
Commercial	8,765	8,765	8,765	8,765	8,765	8,765	8,765	8,765	8,765	8,765	8,765	8,755	8,760
Industrial	21	21	21	21	21	21	21	21	21	21	21	21	21
Municipal	531	531	531	531	531	531	531	531	531	531	531	531	531
Sale for Resale	12	12	12	12	12	12	12	12	12	12	12	12	12
Private Fire	2,163	2,163	2,163	2,163	2,163	2,163	2,163	2,163	2,163	2,163	2,163	2,163	2,163
Public Fire	0	0	0	0	0	0	0	0	0	0	0	0	0
Flat Rate	0	0	0	0	0	0	0	0	0	0	0	0	0
Miscellaneous	0	0	0	0	0	0	0	0	0	0	0	0	0
<b>Total No. of Customers</b>	<b>124,215</b>	<b>124,215</b>	<b>124,215</b>	<b>124,215</b>	<b>124,215</b>	<b>124,215</b>	<b>124,215</b>	<b>124,215</b>	<b>124,215</b>	<b>124,215</b>	<b>124,215</b>	<b>121,777</b>	<b>122,993</b>

Increase in Customers	Feb-15	Mar-15	Apr-15	May-15	Jun-15	Jul-15	Aug-15	Sep-15	Oct-15	Nov-15	Dec-15	2012	2013
Residential	0	0	0	0	0	0	0	0	0	0	0	NA	1,211
Commercial	0	0	0	0	0	0	0	0	0	0	0	NA	5
Industrial	0	0	0	0	0	0	0	0	0	0	0	NA	0
Municipal	0	0	0	0	0	0	0	0	0	0	0	NA	0
Sale for Resale	0	0	0	0	0	0	0	0	0	0	0	NA	0
Private Fire	0	0	0	0	0	0	0	0	0	0	0	NA	0
Public Fire	0	0	0	0	0	0	0	0	0	0	0	NA	0
Flat Rate	0	0	0	0	0	0	0	0	0	0	0	NA	0
Miscellaneous	0	0	0	0	0	0	0	0	0	0	0	NA	0
<b>Total Increase in Customers</b>	<b>0</b>	<b>0</b>	<b>0</b>	<b>0</b>	<b>0</b>	<b>0</b>	<b>0</b>	<b>0</b>	<b>0</b>	<b>0</b>	<b>0</b>	<b>0</b>	<b>1,216</b>

Growth from Dec 31 of Previous Year	Feb-15	Mar-15	Apr-15	May-15	Jun-15	Jul-15	Aug-15	Sep-15	Oct-15	Nov-15	Dec-15	2012	2013
Residential	0.0%	0.0%	0.0%	0.0%	0.0%	0.0%	0.0%	0.0%	0.0%	0.0%	0.0%	NA	1.1%
Commercial	0.0%	0.0%	0.0%	0.0%	0.0%	0.0%	0.0%	0.0%	0.0%	0.0%	0.0%	NA	0.1%
Industrial	0.0%	0.0%	0.0%	0.0%	0.0%	0.0%	0.0%	0.0%	0.0%	0.0%	0.0%	NA	0.0%
Municipal	0.0%	0.0%	0.0%	0.0%	0.0%	0.0%	0.0%	0.0%	0.0%	0.0%	0.0%	NA	0.0%
Sale for Resale	0.0%	0.0%	0.0%	0.0%	0.0%	0.0%	0.0%	0.0%	0.0%	0.0%	0.0%	NA	0.0%
Private Fire	0.0%	0.0%	0.0%	0.0%	0.0%	0.0%	0.0%	0.0%	0.0%	0.0%	0.0%	NA	0.0%
Public Fire	0.0%	0.0%	0.0%	0.0%	0.0%	0.0%	0.0%	0.0%	0.0%	0.0%	0.0%	NA	NA
Flat Rate	0.0%	0.0%	0.0%	0.0%	0.0%	0.0%	0.0%	0.0%	0.0%	0.0%	0.0%	NA	NA
Miscellaneous	0.0%	0.0%	0.0%	0.0%	0.0%	0.0%	0.0%	0.0%	0.0%	0.0%	0.0%	NA	NA
<b>Total</b>	<b>0.0%</b>	<b>0.0%</b>	<b>0.0%</b>	<b>0.0%</b>	<b>0.0%</b>	<b>0.0%</b>	<b>0.0%</b>	<b>0.0%</b>	<b>0.0%</b>	<b>0.0%</b>	<b>0.0%</b>	<b>NA</b>	<b>1.0%</b>

Usage per Bill Day per Customer (000s Gallons)	Feb-15	Mar-15	Apr-15	May-15	Jun-15	Jul-15	Aug-15	Sep-15	Oct-15	Nov-15	Dec-15	2012	2013
Residential	0.12870	0.11749	0.12854	0.12760	0.16911	0.17654	0.17094	0.18950	0.15698	0.14085	0.12823	0.15	0.15
Block 1: 0	0.00000	0.00000	0.00000	0.00000	0.00000	0.00000	0.00000	0.00000	0.00000	0.00000	0.00000	0.00000	0.00
Block 2: 0	0.00000	0.00000	0.00000	0.00000	0.00000	0.00000	0.00000	0.00000	0.00000	0.00000	0.00000	0.00000	0.00
Block 3: 0	0.00000	0.00000	0.00000	0.00000	0.00000	0.00000	0.00000	0.00000	0.00000	0.00000	0.00000	0.00000	0.00
Block 4: 0	0.00000	0.00000	0.00000	0.00000	0.00000	0.00000	0.00000	0.00000	0.00000	0.00000	0.00000	0.00000	0.00
Block 5: 0	0.00000	0.00000	0.00000	0.00000	0.00000	0.00000	0.00000	0.00000	0.00000	0.00000	0.00000	0.00000	0.00
Block 6: 0	0.00000	0.00000	0.00000	0.00000	0.00000	0.00000	0.00000	0.00000	0.00000	0.00000	0.00000	0.00000	0.00
Residential Baseline Usage /	0.12870	0.11749	0.12854	0.12760	0.16911	0.17654	0.17094	0.18950	0.15698	0.14085	0.12823	0.15	0.15

Kentucky American Water Company  
Case No. 2012-00520  
W/P - 2-2 Bill Analysis Support  
Exhibits\Revenue\Support\2013 Water Revenue  
Template - Pass 3.xls\Kentucky  
Witness Responsible: Linda Bridwell

	1.02753	0.93350	1.03301	1.03207	1.29977	1.37533	1.41101	1.54542	1.28740	1.17595	0.99771	1.20
<b>Commercial</b>												
Block 1: 0	0.00000	0.00000	0.00000	0.00000	0.00000	0.00000	0.00000	0.00000	0.00000	0.00000	0.00000	0.00
Block 2: 0	0.00000	0.00000	0.00000	0.00000	0.00000	0.00000	0.00000	0.00000	0.00000	0.00000	0.00000	0.00
Block 3: 0	0.00000	0.00000	0.00000	0.00000	0.00000	0.00000	0.00000	0.00000	0.00000	0.00000	0.00000	0.00
Block 4: 0	0.00000	0.00000	0.00000	0.00000	0.00000	0.00000	0.00000	0.00000	0.00000	0.00000	0.00000	0.00
Block 5: 0	0.00000	0.00000	0.00000	0.00000	0.00000	0.00000	0.00000	0.00000	0.00000	0.00000	0.00000	0.00
Block 6: 0	0.00000	0.00000	0.00000	0.00000	0.00000	0.00000	0.00000	0.00000	0.00000	0.00000	0.00000	0.00
Commercial Baseline Usage	1.02753	0.93350	1.03301	1.03207	1.29977	1.37533	1.41101	1.54542	1.28740	1.17595	0.99771	1.20
<b>Industrial</b>												
Block 1: 0	65.78814	58.07992	67.88222	64.55445	69.12147	81.72020	79.57458	82.14573	73.75927	64.47994	58.91347	68.78
Block 2: 0	0.00000	0.00000	0.00000	0.00000	0.00000	0.00000	0.00000	0.00000	0.00000	0.00000	0.00000	0.00
Block 3: 0	0.00000	0.00000	0.00000	0.00000	0.00000	0.00000	0.00000	0.00000	0.00000	0.00000	0.00000	0.00
Block 4: 0	0.00000	0.00000	0.00000	0.00000	0.00000	0.00000	0.00000	0.00000	0.00000	0.00000	0.00000	0.00
Block 5: 0	0.00000	0.00000	0.00000	0.00000	0.00000	0.00000	0.00000	0.00000	0.00000	0.00000	0.00000	0.00
Block 6: 0	0.00000	0.00000	0.00000	0.00000	0.00000	0.00000	0.00000	0.00000	0.00000	0.00000	0.00000	0.00
Industrial Baseline Usage / 1	65.78814	58.07992	67.88222	64.55445	69.12147	81.72020	79.57458	82.14573	73.75927	64.47994	58.91347	68.78
<b>Municipal</b>												
Block 1: 0	5.44704	4.96669	5.50749	6.03168	7.25295	8.12437	9.03919	10.74131	8.50548	7.03573	5.18964	7.06
Block 2: 0	0.00000	0.00000	0.00000	0.00000	0.00000	0.00000	0.00000	0.00000	0.00000	0.00000	0.00000	0.00
Block 3: 0	0.00000	0.00000	0.00000	0.00000	0.00000	0.00000	0.00000	0.00000	0.00000	0.00000	0.00000	0.00
Block 4: 0	0.00000	0.00000	0.00000	0.00000	0.00000	0.00000	0.00000	0.00000	0.00000	0.00000	0.00000	0.00
Block 5: 0	0.00000	0.00000	0.00000	0.00000	0.00000	0.00000	0.00000	0.00000	0.00000	0.00000	0.00000	0.00
Block 6: 0	0.00000	0.00000	0.00000	0.00000	0.00000	0.00000	0.00000	0.00000	0.00000	0.00000	0.00000	0.00
Municipal Baseline Usage / 1	5.44704	4.96669	5.50749	6.03168	7.25295	8.12437	9.03919	10.74131	8.50548	7.03573	5.18964	7.06
<b>Usage Adjustment per Customer (000s Gallons)</b>												
<b>Residential Usage Adjustmer</b>												
Block 1: 0	0.00000	0.00000	0.00000	0.00000	0.00000	0.00000	0.00000	0.00000	0.00000	0.00000	0.00000	N/A
Block 2: 0	0.00000	0.00000	0.00000	0.00000	0.00000	0.00000	0.00000	0.00000	0.00000	0.00000	0.00000	N/A
Block 3: 0	0.00000	0.00000	0.00000	0.00000	0.00000	0.00000	0.00000	0.00000	0.00000	0.00000	0.00000	N/A
Block 4: 0	0.00000	0.00000	0.00000	0.00000	0.00000	0.00000	0.00000	0.00000	0.00000	0.00000	0.00000	N/A
Block 5: 0	0.00000	0.00000	0.00000	0.00000	0.00000	0.00000	0.00000	0.00000	0.00000	0.00000	0.00000	N/A
Block 6: 0	0.00000	0.00000	0.00000	0.00000	0.00000	0.00000	0.00000	0.00000	0.00000	0.00000	0.00000	N/A
<b>Commercial Usage Adjustmer</b>												
Block 1: 0	0.00000	0.00000	0.00000	0.00000	0.00000	0.00000	0.00000	0.00000	0.00000	0.00000	0.00000	N/A
Block 2: 0	0.00000	0.00000	0.00000	0.00000	0.00000	0.00000	0.00000	0.00000	0.00000	0.00000	0.00000	N/A
Block 3: 0	0.00000	0.00000	0.00000	0.00000	0.00000	0.00000	0.00000	0.00000	0.00000	0.00000	0.00000	N/A
Block 4: 0	0.00000	0.00000	0.00000	0.00000	0.00000	0.00000	0.00000	0.00000	0.00000	0.00000	0.00000	N/A
Block 5: 0	0.00000	0.00000	0.00000	0.00000	0.00000	0.00000	0.00000	0.00000	0.00000	0.00000	0.00000	N/A
Block 6: 0	0.00000	0.00000	0.00000	0.00000	0.00000	0.00000	0.00000	0.00000	0.00000	0.00000	0.00000	N/A
<b>Industrial Usage Adjustment</b>												

**Usage Adjustment per Customer (000s Gallons)**

**Residential Usage Adjustmer**

**Commercial Usage Adjustmer**

**Industrial Usage Adjustment**





Kentucky American Water Company  
Case No. 2012-00520  
W/P - 2-2 Bill Analysis Support  
Exhibits\Revenue\Support\2013 Water Revenue  
Template - Pass 3.xls\Kentucky  
Witness Responsible: Linda Bridwell

	Feb-15	Mar-15	Apr-15	May-15	Jun-15	Jul-15	Aug-15	Sep-15	Oct-15	Nov-15	Dec-15	2012	2013
<b>% Usage By Block</b>													
<b>Residential</b>													
Block 1: 0	100.0%	100.0%	100.0%	100.0%	100.0%	100.0%	100.0%	100.0%	100.0%	100.0%	100.0%	100.0%	100.0%
Block 2: 0	0.0%	0.0%	0.0%	0.0%	0.0%	0.0%	0.0%	0.0%	0.0%	0.0%	0.0%	0.0%	0.0%
Block 3: 0	0.0%	0.0%	0.0%	0.0%	0.0%	0.0%	0.0%	0.0%	0.0%	0.0%	0.0%	0.0%	0.0%
Block 4: 0	0.0%	0.0%	0.0%	0.0%	0.0%	0.0%	0.0%	0.0%	0.0%	0.0%	0.0%	0.0%	0.0%
Block 5: 0	0.0%	0.0%	0.0%	0.0%	0.0%	0.0%	0.0%	0.0%	0.0%	0.0%	0.0%	0.0%	0.0%
Block 6: 0	0.0%	0.0%	0.0%	0.0%	0.0%	0.0%	0.0%	0.0%	0.0%	0.0%	0.0%	0.0%	0.0%
<b>Total</b>	<b>100.0%</b>	<b>100.0%</b>	<b>100.0%</b>	<b>100.0%</b>	<b>100.0%</b>	<b>100.0%</b>	<b>100.0%</b>	<b>100.0%</b>	<b>100.0%</b>	<b>100.0%</b>	<b>100.0%</b>	<b>100.0%</b>	<b>100.0%</b>
<b>Commercial</b>													
Block 1: 0	100.0%	100.0%	100.0%	100.0%	100.0%	100.0%	100.0%	100.0%	100.0%	100.0%	100.0%	100.0%	100.0%
Block 2: 0	0.0%	0.0%	0.0%	0.0%	0.0%	0.0%	0.0%	0.0%	0.0%	0.0%	0.0%	0.0%	0.0%
Block 3: 0	0.0%	0.0%	0.0%	0.0%	0.0%	0.0%	0.0%	0.0%	0.0%	0.0%	0.0%	0.0%	0.0%
Block 4: 0	0.0%	0.0%	0.0%	0.0%	0.0%	0.0%	0.0%	0.0%	0.0%	0.0%	0.0%	0.0%	0.0%
Block 5: 0	0.0%	0.0%	0.0%	0.0%	0.0%	0.0%	0.0%	0.0%	0.0%	0.0%	0.0%	0.0%	0.0%
Block 6: 0	0.0%	0.0%	0.0%	0.0%	0.0%	0.0%	0.0%	0.0%	0.0%	0.0%	0.0%	0.0%	0.0%
<b>Total</b>	<b>100.0%</b>	<b>100.0%</b>	<b>100.0%</b>	<b>100.0%</b>	<b>100.0%</b>	<b>100.0%</b>	<b>100.0%</b>	<b>100.0%</b>	<b>100.0%</b>	<b>100.0%</b>	<b>100.0%</b>	<b>100.0%</b>	<b>100.0%</b>
<b>Industrial</b>													
Block 1: 0	100.0%	100.0%	100.0%	100.0%	100.0%	100.0%	100.0%	100.0%	100.0%	100.0%	100.0%	100.0%	100.0%
Block 2: 0	0.0%	0.0%	0.0%	0.0%	0.0%	0.0%	0.0%	0.0%	0.0%	0.0%	0.0%	0.0%	0.0%
Block 3: 0	0.0%	0.0%	0.0%	0.0%	0.0%	0.0%	0.0%	0.0%	0.0%	0.0%	0.0%	0.0%	0.0%
Block 4: 0	0.0%	0.0%	0.0%	0.0%	0.0%	0.0%	0.0%	0.0%	0.0%	0.0%	0.0%	0.0%	0.0%
Block 5: 0	0.0%	0.0%	0.0%	0.0%	0.0%	0.0%	0.0%	0.0%	0.0%	0.0%	0.0%	0.0%	0.0%
Block 6: 0	0.0%	0.0%	0.0%	0.0%	0.0%	0.0%	0.0%	0.0%	0.0%	0.0%	0.0%	0.0%	0.0%
<b>Total</b>	<b>100.0%</b>	<b>100.0%</b>	<b>100.0%</b>	<b>100.0%</b>	<b>100.0%</b>	<b>100.0%</b>	<b>100.0%</b>	<b>100.0%</b>	<b>100.0%</b>	<b>100.0%</b>	<b>100.0%</b>	<b>100.0%</b>	<b>100.0%</b>
<b>Municipal</b>													
Block 1: 0	100.0%	100.0%	100.0%	100.0%	100.0%	100.0%	100.0%	100.0%	100.0%	100.0%	100.0%	100.0%	100.0%
Block 2: 0	0.0%	0.0%	0.0%	0.0%	0.0%	0.0%	0.0%	0.0%	0.0%	0.0%	0.0%	0.0%	0.0%
Block 3: 0	0.0%	0.0%	0.0%	0.0%	0.0%	0.0%	0.0%	0.0%	0.0%	0.0%	0.0%	0.0%	0.0%
Block 4: 0	0.0%	0.0%	0.0%	0.0%	0.0%	0.0%	0.0%	0.0%	0.0%	0.0%	0.0%	0.0%	0.0%
Block 5: 0	0.0%	0.0%	0.0%	0.0%	0.0%	0.0%	0.0%	0.0%	0.0%	0.0%	0.0%	0.0%	0.0%
Block 6: 0	0.0%	0.0%	0.0%	0.0%	0.0%	0.0%	0.0%	0.0%	0.0%	0.0%	0.0%	0.0%	0.0%
<b>Total</b>	<b>100.0%</b>	<b>100.0%</b>	<b>100.0%</b>	<b>100.0%</b>	<b>100.0%</b>	<b>100.0%</b>	<b>100.0%</b>	<b>100.0%</b>	<b>100.0%</b>	<b>100.0%</b>	<b>100.0%</b>	<b>100.0%</b>	<b>100.0%</b>
<b>Tariff (\$/1000 gallons)</b>													
<b>Residential</b>													
Block 1: 0	5.3004	5.3004	5.3004	5.3004	5.3004	5.3004	5.3004	5.3004	5.3004	5.3004	5.3004	5.30	5.30
<b>Commercial</b>													
Block 1: 0	5.3004	5.3004	5.3004	5.3004	5.3004	5.3004	5.3004	5.3004	5.3004	5.3004	5.3004	5.30	5.30
<b>Industrial</b>													
Block 1: 0	5.3004	5.3004	5.3004	5.3004	5.3004	5.3004	5.3004	5.3004	5.3004	5.3004	5.3004	5.30	5.30
<b>Municipal</b>													
Block 1: 0	5.3004	5.3004	5.3004	5.3004	5.3004	5.3004	5.3004	5.3004	5.3004	5.3004	5.3004	5.30	5.30
<b>Total</b>													
	814,523	817,229	870,271	901,092	1,106,223	1,210,319	1,214,785	1,303,523	1,119,843	971,699	876,438	12,245,483	430,156
Sale for Resale Usage	0	0	0	0	0	0	0	0	0	0	0	0	0
Private Fire Usage	0	0	0	0	0	0	0	0	0	0	0	0	0
Public Fire Usage	0	0	0	0	0	0	0	0	0	0	0	0	0
Flat Rate Usage	0	0	0	0	0	0	0	0	0	0	0	0	0
Miscellaneous Usage	0	0	0	0	0	0	0	0	0	0	0	0	0
Total Usage	814,523	817,229	870,271	901,092	1,106,223	1,210,319	1,214,785	1,303,523	1,119,843	971,699	876,438	12,245,483	430,156

Kentucky American Water Company  
Case No. 2012-00520  
W/P - 2-2 Bill Analysis Support  
Exhibits\Revenue\Support\2013 Water Revenue  
Template - Pass 3.xls\Kentucky  
Witness Responsible: Linda Bridwell

	Feb-15	Mar-15	Apr-15	May-15	Jun-15	Jul-15	Aug-15	Sep-15	Oct-15	Nov-15	Dec-15	2012	2013
<b>Usage Charges (\$000)</b>													
<b>Residential</b>													
Block 1: 0	2,153.0	2,176.0	2,303.9	2,363.3	3,031.3	3,266.2	3,166.1	3,396.6	2,907.5	2,524.6	2,375.1	32,184.8	0.0
Block 2: 0	0.0	0.0	0.0	0.0	0.0	0.0	0.0	0.0	0.0	0.0	0.0	0.0	0.0
Block 3: 0	0.0	0.0	0.0	0.0	0.0	0.0	0.0	0.0	0.0	0.0	0.0	0.0	0.0
Block 4: 0	0.0	0.0	0.0	0.0	0.0	0.0	0.0	0.0	0.0	0.0	0.0	0.0	0.0
Block 5: 0	0.0	0.0	0.0	0.0	0.0	0.0	0.0	0.0	0.0	0.0	0.0	0.0	0.0
<b>Commercial</b>													
Block 1: 0	4,828.0	4,828.0	4,828.0	4,828.0	4,828.0	4,828.0	4,828.0	4,828.0	4,828.0	4,828.0	4,828.0	4,828.0	4.83
Block 2: 0	0.0000	0.0000	0.0000	0.0000	0.0000	0.0000	0.0000	0.0000	0.0000	0.0000	0.0000	0.00	0.00
Block 3: 0	0.0000	0.0000	0.0000	0.0000	0.0000	0.0000	0.0000	0.0000	0.0000	0.0000	0.0000	0.00	0.00
Block 4: 0	0.0000	0.0000	0.0000	0.0000	0.0000	0.0000	0.0000	0.0000	0.0000	0.0000	0.0000	0.00	0.00
Block 5: 0	0.0000	0.0000	0.0000	0.0000	0.0000	0.0000	0.0000	0.0000	0.0000	0.0000	0.0000	0.00	0.00
Block 6: 0	0.0000	0.0000	0.0000	0.0000	0.0000	0.0000	0.0000	0.0000	0.0000	0.0000	0.0000	0.00	0.00
Average Residential Tariff	5.3004	5.3004	5.3004	5.3004	5.3004	5.3004	5.3004	5.3004	5.3004	5.3004	5.3004	5.30	5.30
<b>Industrial</b>													
Block 1: 0	3,894.7	3,894.7	3,894.7	3,894.7	3,894.7	3,894.7	3,894.7	3,894.7	3,894.7	3,894.7	3,894.7	3,894.7	3.89
Block 2: 0	0.0000	0.0000	0.0000	0.0000	0.0000	0.0000	0.0000	0.0000	0.0000	0.0000	0.0000	0.00	0.00
Block 3: 0	0.0000	0.0000	0.0000	0.0000	0.0000	0.0000	0.0000	0.0000	0.0000	0.0000	0.0000	0.00	0.00
Block 4: 0	0.0000	0.0000	0.0000	0.0000	0.0000	0.0000	0.0000	0.0000	0.0000	0.0000	0.0000	0.00	0.00
Block 5: 0	0.0000	0.0000	0.0000	0.0000	0.0000	0.0000	0.0000	0.0000	0.0000	0.0000	0.0000	0.00	0.00
Block 6: 0	0.0000	0.0000	0.0000	0.0000	0.0000	0.0000	0.0000	0.0000	0.0000	0.0000	0.0000	0.00	0.00
Average Industrial Tariff	3.8947	3.8947	3.8947	3.8947	3.8947	3.8947	3.8947	3.8947	3.8947	3.8947	3.8947	3.89	3.89
<b>Municipal</b>													
Block 1: 0	4,245.2	4,245.2	4,245.2	4,245.2	4,245.2	4,245.2	4,245.2	4,245.2	4,245.2	4,245.2	4,245.2	4,245.2	4.25
Block 2: 0	0.0000	0.0000	0.0000	0.0000	0.0000	0.0000	0.0000	0.0000	0.0000	0.0000	0.0000	0.00	0.00
Block 3: 0	0.0000	0.0000	0.0000	0.0000	0.0000	0.0000	0.0000	0.0000	0.0000	0.0000	0.0000	0.00	0.00
Block 4: 0	0.0000	0.0000	0.0000	0.0000	0.0000	0.0000	0.0000	0.0000	0.0000	0.0000	0.0000	0.00	0.00
Block 5: 0	0.0000	0.0000	0.0000	0.0000	0.0000	0.0000	0.0000	0.0000	0.0000	0.0000	0.0000	0.00	0.00
Block 6: 0	0.0000	0.0000	0.0000	0.0000	0.0000	0.0000	0.0000	0.0000	0.0000	0.0000	0.0000	0.00	0.00
Average Municipal Tariff	4.2452	4.2452	4.2452	4.2452	4.2452	4.2452	4.2452	4.2452	4.2452	4.2452	4.2452	4.25	4.25
<b>Sale for Resale</b>													
Private Fire	0.0000	0.0000	0.0000	0.0000	0.0000	0.0000	0.0000	0.0000	0.0000	0.0000	0.0000	0.00	0.00
Public Fire	0.0000	0.0000	0.0000	0.0000	0.0000	0.0000	0.0000	0.0000	0.0000	0.0000	0.0000	0.00	0.00
Flat Rate	0.0000	0.0000	0.0000	0.0000	0.0000	0.0000	0.0000	0.0000	0.0000	0.0000	0.0000	0.00	0.00
Miscellaneous	0.0000	0.0000	0.0000	0.0000	0.0000	0.0000	0.0000	0.0000	0.0000	0.0000	0.0000	0.00	0.00
Average Tariff per 000 Gallo	4.9363	4.9385	4.9355	4.9310	4.9559	4.9460	4.9320	4.9308	4.9280	4.9320	4.9482	4.94	4.94













Kentucky American Water Company  
Case No. 2012-00520  
W/P - 2-2 Bill Analysis Support  
Exhibits\Revenue\Support\2013 Water Revenue  
Template - Pass 3.xls\Kentucky  
Witness Responsible: Linda Bridwell

5/8 "	40.3	40.3	40.3	40.3	40.3	40.3	40.3	40.3	40.3	40.3	40.3	40.3	40.3	40.3	40.3	40.3	484.1
3/4 "	0.0	0.0	0.0	0.0	0.0	0.0	0.0	0.0	0.0	0.0	0.0	0.0	0.0	0.0	0.0	0.0	0.0
1 "	52.1	52.1	52.1	52.1	52.1	52.1	52.1	52.1	52.1	52.1	52.1	52.1	52.1	52.1	52.1	52.1	624.8
1 1/2 "	7.7	7.7	7.7	7.7	7.7	7.7	7.7	7.7	7.7	7.7	7.7	7.7	7.7	7.7	7.7	7.7	92.1
2 "	129.4	129.4	129.4	129.4	129.4	129.4	129.4	129.4	129.4	129.4	129.4	129.4	129.4	129.4	129.4	129.4	1,552.4
3 "	1.7	1.7	1.7	1.7	1.7	1.7	1.7	1.7	1.7	1.7	1.7	1.7	1.7	1.7	1.7	1.7	20.9
4 "	6.2	6.2	6.2	6.2	6.2	6.2	6.2	6.2	6.2	6.2	6.2	6.2	6.2	6.2	6.2	6.2	74.9
6 "	5.4	5.4	5.4	5.4	5.4	5.4	5.4	5.4	5.4	5.4	5.4	5.4	5.4	5.4	5.4	5.4	64.2
8 "	7.8	7.8	7.8	7.8	7.8	7.8	7.8	7.8	7.8	7.8	7.8	7.8	7.8	7.8	7.8	7.8	94.2
10 "	0.0	0.0	0.0	0.0	0.0	0.0	0.0	0.0	0.0	0.0	0.0	0.0	0.0	0.0	0.0	0.0	
12 "	0.0	0.0	0.0	0.0	0.0	0.0	0.0	0.0	0.0	0.0	0.0	0.0	0.0	0.0	0.0	0.0	
Total Commercial Fixed Cha	250.6	250.6	250.6	250.6	250.6	250.6	250.6	250.6	250.6	250.6	250.6	250.6	250.6	250.6	250.6	250.6	3,007.7
Industrial																	
5/8 "	0.1	0.1	0.1	0.1	0.1	0.1	0.1	0.1	0.1	0.1	0.1	0.1	0.1	0.1	0.1	0.1	0.7
3/4 "	0.0	0.0	0.0	0.0	0.0	0.0	0.0	0.0	0.0	0.0	0.0	0.0	0.0	0.0	0.0	0.0	0.2
1 "	0.0	0.0	0.0	0.0	0.0	0.0	0.0	0.0	0.0	0.0	0.0	0.0	0.0	0.0	0.0	0.0	0.5
1 1/2 "	0.1	0.1	0.1	0.1	0.1	0.1	0.1	0.1	0.1	0.1	0.1	0.1	0.1	0.1	0.1	0.1	1.1
2 "	1.6	1.6	1.6	1.6	1.6	1.6	1.6	1.6	1.6	1.6	1.6	1.6	1.6	1.6	1.6	1.6	19.7
3 "	0.0	0.0	0.0	0.0	0.0	0.0	0.0	0.0	0.0	0.0	0.0	0.0	0.0	0.0	0.0	0.0	
4 "	2.4	2.4	2.4	2.4	2.4	2.4	2.4	2.4	2.4	2.4	2.4	2.4	2.4	2.4	2.4	2.4	29.4
6 "	3.6	3.6	3.6	3.6	3.6	3.6	3.6	3.6	3.6	3.6	3.6	3.6	3.6	3.6	3.6	3.6	42.7
8 "	0.0	0.0	0.0	0.0	0.0	0.0	0.0	0.0	0.0	0.0	0.0	0.0	0.0	0.0	0.0	0.0	
10 "	0.0	0.0	0.0	0.0	0.0	0.0	0.0	0.0	0.0	0.0	0.0	0.0	0.0	0.0	0.0	0.0	
12 "	0.0	0.0	0.0	0.0	0.0	0.0	0.0	0.0	0.0	0.0	0.0	0.0	0.0	0.0	0.0	0.0	
Total Industrial Fixed Chang	7.9	7.9	7.9	7.9	7.9	7.9	7.9	7.9	7.9	7.9	7.9	7.9	7.9	7.9	7.9	7.9	94.3
Municipal																	
5/8 "	1.2	1.2	1.2	1.2	1.2	1.2	1.2	1.2	1.2	1.2	1.2	1.2	1.2	1.2	1.2	1.2	14.8
3/4 "	0.0	0.0	0.0	0.0	0.0	0.0	0.0	0.0	0.0	0.0	0.0	0.0	0.0	0.0	0.0	0.0	
1 "	3.8	3.8	3.8	3.8	3.8	3.8	3.8	3.8	3.8	3.8	3.8	3.8	3.8	3.8	3.8	3.8	46.2
1 1/2 "	1.2	1.2	1.2	1.2	1.2	1.2	1.2	1.2	1.2	1.2	1.2	1.2	1.2	1.2	1.2	1.2	15.0
2 "	26.4	26.4	26.4	26.4	26.4	26.4	26.4	26.4	26.4	26.4	26.4	26.4	26.4	26.4	26.4	26.4	317.0
3 "	0.1	0.1	0.1	0.1	0.1	0.1	0.1	0.1	0.1	0.1	0.1	0.1	0.1	0.1	0.1	0.1	1.6
4 "	9.1	9.1	9.1	9.1	9.1	9.1	9.1	9.1	9.1	9.1	9.1	9.1	9.1	9.1	9.1	9.1	109.5
6 "	4.9	4.9	4.9	4.9	4.9	4.9	4.9	4.9	4.9	4.9	4.9	4.9	4.9	4.9	4.9	4.9	58.7
8 "	1.4	1.4	1.4	1.4	1.4	1.4	1.4	1.4	1.4	1.4	1.4	1.4	1.4	1.4	1.4	1.4	17.1
10 "	0.0	0.0	0.0	0.0	0.0	0.0	0.0	0.0	0.0	0.0	0.0	0.0	0.0	0.0	0.0	0.0	
12 "	0.0	0.0	0.0	0.0	0.0	0.0	0.0	0.0	0.0	0.0	0.0	0.0	0.0	0.0	0.0	0.0	
Total Municipal Fixed Chang	48.3	48.3	48.3	48.3	48.3	48.3	48.3	48.3	48.3	48.3	48.3	48.3	48.3	48.3	48.3	48.3	579.9
Sale for Resale	4.5	4.5	4.5	4.5	4.5	4.5	4.5	4.5	4.5	4.5	4.5	4.5	4.5	4.5	4.5	4.5	53.5
Private Fire	472.0	472.0	472.0	472.0	472.0	472.0	472.0	472.0	472.0	472.0	472.0	472.0	472.0	472.0	472.0	472.0	5,669.7
Public Fire	0.0	0.0	0.0	0.0	0.0	0.0	0.0	0.0	0.0	0.0	0.0	0.0	0.0	0.0	0.0	0.0	
Flat Rate	0.0	0.0	0.0	0.0	0.0	0.0	0.0	0.0	0.0	0.0	0.0	0.0	0.0	0.0	0.0	0.0	
Miscellaneous	0.0	0.0	0.0	0.0	0.0	0.0	0.0	0.0	0.0	0.0	0.0	0.0	0.0	0.0	0.0	0.0	
Total Fixed Charges	1,816.4	1,816.4	1,816.4	1,816.4	1,816.4	1,816.4	1,816.4	1,816.4	1,816.4	1,816.4	1,816.4	1,816.4	1,816.4	1,816.4	1,816.4	1,816.4	21,651.7
Total Usage & Fixed Revenue (\$000)	Feb-15	Mar-15	Apr-15	May-15	Jun-15	Jul-15	Aug-15	Sep-15	Oct-15	Nov-15	Dec-15	2012	2013				











Kentucky American Water Company  
Case No. 2012-00520  
W/P - 2-2 Bill Analysis Support  
Exhibits\Revenue\Support\2013 Water Revenue  
Template - Pass 3.xls\Kentucky  
Witness Responsible: Linda Bridwell

	Feb-15	Mar-15	Apr-15	May-15	Jun-15	Jul-15	Aug-15	Sep-15	Oct-15	Nov-15	Dec-15	2012	2013
Appl/Initiate Serv Fee	0.0	0.0	0.0	0.0	0.0	0.0	0.0	0.0	0.0	0.0	0.0	0.0	0.0
Usage Data Readings	0.0	0.0	0.0	0.0	0.0	0.0	0.0	0.0	0.0	0.0	0.0	0.0	0.0
Reconnection Charges	0.0	0.0	0.0	0.0	0.0	0.0	0.0	0.0	0.0	0.0	0.0	0.0	0.0
Frozen Meter Charge	0.0	0.0	0.0	0.0	0.0	0.0	0.0	0.0	0.0	0.0	0.0	0.0	0.0
Lab Testing	0.0	0.0	0.0	0.0	0.0	0.0	0.0	0.0	0.0	0.0	0.0	0.0	0.0
Mgmt Contract	0.0	0.0	0.0	0.0	0.0	0.0	0.0	0.0	0.0	0.0	0.0	0.0	0.0
Temp Service	0.0	0.0	0.0	0.0	0.0	0.0	0.0	0.0	0.0	0.0	0.0	0.0	0.0
CRC Revenues	0.0	0.0	0.0	0.0	0.0	0.0	0.0	0.0	0.0	0.0	0.0	0.0	0.0
MRTF	0.0	0.0	0.0	0.0	0.0	0.0	0.0	0.0	0.0	0.0	0.0	0.0	0.0
Arsenic Cost Rec	0.0	0.0	0.0	0.0	0.0	0.0	0.0	0.0	0.0	0.0	0.0	0.0	0.0
Misc Service Rev	0.0	0.0	0.0	0.0	0.0	0.0	0.0	0.0	0.0	0.0	0.0	0.0	0.0
Other Water Rev	0.0	0.0	0.0	0.0	0.0	0.0	0.0	0.0	0.0	0.0	0.0	0.0	0.0
WW-Guaranteed Rev	0.0	0.0	0.0	0.0	0.0	0.0	0.0	0.0	0.0	0.0	0.0	0.0	0.0
WW-Forfeited Disc	0.0	0.0	0.0	0.0	0.0	0.0	0.0	0.0	0.0	0.0	0.0	0.0	0.0
WW-Miscellaneous	0.0	0.0	0.0	0.0	0.0	0.0	0.0	0.0	0.0	0.0	0.0	0.0	0.0
<b>Total</b>	<b>0.0</b>	<b>0.0</b>	<b>0.0</b>	<b>0.0</b>	<b>0.0</b>	<b>0.0</b>	<b>0.0</b>	<b>0.0</b>	<b>0.0</b>	<b>0.0</b>	<b>0.0</b>	<b>0.0</b>	<b>0.0</b>

**REVENUE REQUIREMENTS AND**

**Rate Increase in Other Revenue (P04) (\$000)**

	Feb-15	Mar-15	Apr-15	May-15	Jun-15	Jul-15	Aug-15	Sep-15	Oct-15	Nov-15	Dec-15	2012	2013
Guaranteed Revenues	0.0	0.0	0.0	0.0	0.0	0.0	0.0	0.0	0.0	0.0	0.0	0.0	0.0
Forfeited Discounts	0.0	0.0	0.0	0.0	0.0	0.0	0.0	0.0	0.0	0.0	0.0	0.0	0.0
Rents Water Property	0.0	0.0	0.0	0.0	0.0	0.0	0.0	0.0	0.0	0.0	0.0	0.0	0.0
Collect for Others	0.0	0.0	0.0	0.0	0.0	0.0	0.0	0.0	0.0	0.0	0.0	0.0	0.0
NSF Check Charge	0.0	0.0	0.0	0.0	0.0	0.0	0.0	0.0	0.0	0.0	0.0	0.0	0.0
Appl/Initiate Serv Fee	0.0	0.0	0.0	0.0	0.0	0.0	0.0	0.0	0.0	0.0	0.0	0.0	0.0
Usage Data Readings	0.0	0.0	0.0	0.0	0.0	0.0	0.0	0.0	0.0	0.0	0.0	0.0	0.0
Reconnection Charges	0.0	0.0	0.0	0.0	0.0	0.0	0.0	0.0	0.0	0.0	0.0	0.0	0.0
Frozen Meter Charge	0.0	0.0	0.0	0.0	0.0	0.0	0.0	0.0	0.0	0.0	0.0	0.0	0.0
Lab Testing	0.0	0.0	0.0	0.0	0.0	0.0	0.0	0.0	0.0	0.0	0.0	0.0	0.0
Mgmt Contract	0.0	0.0	0.0	0.0	0.0	0.0	0.0	0.0	0.0	0.0	0.0	0.0	0.0
Temp Service	0.0	0.0	0.0	0.0	0.0	0.0	0.0	0.0	0.0	0.0	0.0	0.0	0.0
CRC Revenues	0.0	0.0	0.0	0.0	0.0	0.0	0.0	0.0	0.0	0.0	0.0	0.0	0.0
MRTF	0.0	0.0	0.0	0.0	0.0	0.0	0.0	0.0	0.0	0.0	0.0	0.0	0.0
Arsenic Cost Rec	0.0	0.0	0.0	0.0	0.0	0.0	0.0	0.0	0.0	0.0	0.0	0.0	0.0
Misc Service Rev	0.0	0.0	0.0	0.0	0.0	0.0	0.0	0.0	0.0	0.0	0.0	0.0	0.0
Other Water Rev	0.0	0.0	0.0	0.0	0.0	0.0	0.0	0.0	0.0	0.0	0.0	0.0	0.0
WW-Guaranteed Rev	0.0	0.0	0.0	0.0	0.0	0.0	0.0	0.0	0.0	0.0	0.0	0.0	0.0
WW-Forfeited Disc	0.0	0.0	0.0	0.0	0.0	0.0	0.0	0.0	0.0	0.0	0.0	0.0	0.0
WW-Miscellaneous	0.0	0.0	0.0	0.0	0.0	0.0	0.0	0.0	0.0	0.0	0.0	0.0	0.0
<b>Total</b>	<b>0.0</b>	<b>0.0</b>	<b>0.0</b>	<b>0.0</b>	<b>0.0</b>	<b>0.0</b>	<b>0.0</b>	<b>0.0</b>	<b>0.0</b>	<b>0.0</b>	<b>0.0</b>	<b>0.0</b>	<b>0.0</b>

**Rate Case Model Revenue Requirements for fu  
Profited Revenue Req't (\$000)**

Residential  
Commercial



Kentucky American Water Company

Case No. 2012-00520

W/P - 2-2 Bill Analysis Support

Exhibits\Revenue\Support\2013 Water Revenue

Template - Pass 3.xls\Kentucky

Witness Responsible: Linda Bridwell

**Increase to Tariff (Growth on Previous Month)**

Feb-15    Mar-15    Apr-15    May-15    Jun-15    Jul-15    Aug-15    Sep-15    Oct-15    Nov-15    Dec-15    2012    2013







Kentucky American Water Company  
Case No. 2012-00520  
W/P - 2-2 Bill Analysis Support  
Exhibits\Revenue\Support\2013 Water Revenue  
Template - Pass 3.xls\Kentucky  
Witness Responsible: Linda Bridwell

	Feb-15	Mar-15	Apr-15	May-15	Jun-15	Jul-15	Aug-15	Sep-15	Oct-15	Nov-15	Dec-15	2012	2013
<b>Industrial</b>													
5/8 "	0.0%	0.0%	0.0%	0.0%	0.0%	0.0%	0.0%	0.0%	0.0%	0.0%	0.0%	0.0%	NA
3/4 "	0.0%	0.0%	0.0%	0.0%	0.0%	0.0%	0.0%	0.0%	0.0%	0.0%	0.0%	0.0%	NA
1 "	0.0%	0.0%	0.0%	0.0%	0.0%	0.0%	0.0%	0.0%	0.0%	0.0%	0.0%	0.0%	NA
1 1/2 "	0.0%	0.0%	0.0%	0.0%	0.0%	0.0%	0.0%	0.0%	0.0%	0.0%	0.0%	0.0%	NA
2 "	0.0%	0.0%	0.0%	0.0%	0.0%	0.0%	0.0%	0.0%	0.0%	0.0%	0.0%	0.0%	NA
3 "	0.0%	0.0%	0.0%	0.0%	0.0%	0.0%	0.0%	0.0%	0.0%	0.0%	0.0%	0.0%	NA
4 "	0.0%	0.0%	0.0%	0.0%	0.0%	0.0%	0.0%	0.0%	0.0%	0.0%	0.0%	0.0%	NA
6 "	0.0%	0.0%	0.0%	0.0%	0.0%	0.0%	0.0%	0.0%	0.0%	0.0%	0.0%	0.0%	NA
8 "	0.0%	0.0%	0.0%	0.0%	0.0%	0.0%	0.0%	0.0%	0.0%	0.0%	0.0%	0.0%	NA
10 "	0.0%	0.0%	0.0%	0.0%	0.0%	0.0%	0.0%	0.0%	0.0%	0.0%	0.0%	0.0%	NA
12 "	0.0%	0.0%	0.0%	0.0%	0.0%	0.0%	0.0%	0.0%	0.0%	0.0%	0.0%	0.0%	NA
<b>Municipal</b>													
5/8 "	0.0%	0.0%	0.0%	0.0%	0.0%	0.0%	0.0%	0.0%	0.0%	0.0%	0.0%	0.0%	NA
3/4 "	0.0%	0.0%	0.0%	0.0%	0.0%	0.0%	0.0%	0.0%	0.0%	0.0%	0.0%	0.0%	NA
1 "	0.0%	0.0%	0.0%	0.0%	0.0%	0.0%	0.0%	0.0%	0.0%	0.0%	0.0%	0.0%	NA
1 1/2 "	0.0%	0.0%	0.0%	0.0%	0.0%	0.0%	0.0%	0.0%	0.0%	0.0%	0.0%	0.0%	NA
2 "	0.0%	0.0%	0.0%	0.0%	0.0%	0.0%	0.0%	0.0%	0.0%	0.0%	0.0%	0.0%	NA
3 "	0.0%	0.0%	0.0%	0.0%	0.0%	0.0%	0.0%	0.0%	0.0%	0.0%	0.0%	0.0%	NA
4 "	0.0%	0.0%	0.0%	0.0%	0.0%	0.0%	0.0%	0.0%	0.0%	0.0%	0.0%	0.0%	NA
6 "	0.0%	0.0%	0.0%	0.0%	0.0%	0.0%	0.0%	0.0%	0.0%	0.0%	0.0%	0.0%	NA
8 "	0.0%	0.0%	0.0%	0.0%	0.0%	0.0%	0.0%	0.0%	0.0%	0.0%	0.0%	0.0%	NA
10 "	0.0%	0.0%	0.0%	0.0%	0.0%	0.0%	0.0%	0.0%	0.0%	0.0%	0.0%	0.0%	NA
12 "	0.0%	0.0%	0.0%	0.0%	0.0%	0.0%	0.0%	0.0%	0.0%	0.0%	0.0%	0.0%	NA
<b>Residential</b>													
5/8 "	0.0	0.0	0.0	0.0	0.0	0.0	0.0	0.0	0.0	0.0	0.0	0.0	0.0
3/4 "	0.0	0.0	0.0	0.0	0.0	0.0	0.0	0.0	0.0	0.0	0.0	0.0	0.0
1 "	0.0	0.0	0.0	0.0	0.0	0.0	0.0	0.0	0.0	0.0	0.0	0.0	0.0
1 1/2 "	0.0	0.0	0.0	0.0	0.0	0.0	0.0	0.0	0.0	0.0	0.0	0.0	0.0
2 "	0.0	0.0	0.0	0.0	0.0	0.0	0.0	0.0	0.0	0.0	0.0	0.0	0.0

**Increase in Fixed Service Charges (\$000)**





Kentucky American Water Company  
Case No. 2012-00520  
W/P - 2-2 Bill Analysis Support  
Exhibits\Revenue\Support\2013 Water Revenue  
Template - Pass 3.xls\Kentucky  
Witness Responsible: Linda Bridwell

	Feb-15	Mar-15	Apr-15	May-15	Jun-15	Jul-15	Aug-15	Sep-15	Oct-15	Nov-15	Dec-15	2012	2013
Sale for Resale	0.0	0.0	0.0	0.0	0.0	0.0	0.0	0.0	0.0	0.0	0.0		0.0
Private Fire	0.0	0.0	0.0	0.0	0.0	0.0	0.0	0.0	0.0	0.0	0.0		0.0
Public Fire	0.0	0.0	0.0	0.0	0.0	0.0	0.0	0.0	0.0	0.0	0.0		0.0
Flat Rate	0.0	0.0	0.0	0.0	0.0	0.0	0.0	0.0	0.0	0.0	0.0		0.0
Miscellaneous	0.0	0.0	0.0	0.0	0.0	0.0	0.0	0.0	0.0	0.0	0.0		0.0
<b>Total Fixed Charges</b>	<b>0.0</b>	<b>0.0</b>	<b>0.0</b>	<b>0.0</b>	<b>0.0</b>	<b>0.0</b>	<b>0.0</b>	<b>0.0</b>	<b>0.0</b>	<b>0.0</b>	<b>0.0</b>		<b>0.0</b>

**Total Rate Case Increased Revenue (\$000)**

	Feb-15	Mar-15	Apr-15	May-15	Jun-15	Jul-15	Aug-15	Sep-15	Oct-15	Nov-15	Dec-15	2012	2013
Residential	3,186.2	3,209.2	3,337.1	3,396.5	4,064.4	4,299.4	4,199.2	4,429.8	3,940.7	3,557.8	3,408.3		44,431.5
Commercial	1,468.0	1,475.1	1,562.0	1,604.4	1,900.6	2,054.7	2,101.5	2,212.4	1,939.4	1,743.4	1,559.3		21,581.6
Industrial	158.5	153.1	174.4	171.5	177.5	215.1	209.6	209.4	194.9	166.1	157.2		2,147.4
Municipal	392.1	395.4	420.8	469.8	538.8	616.1	680.0	774.7	642.7	524.1	411.0		6,391.0
Sale for Resale	145.4	145.4	145.4	145.4	145.4	145.4	145.4	145.4	145.4	145.4	145.4		1,864.2
Private Fire	472.0	472.0	472.0	472.0	472.0	472.0	472.0	472.0	472.0	472.0	472.0		5,669.7
Public Fire	0.0	0.0	0.0	0.0	0.0	0.0	0.0	0.0	0.0	0.0	0.0		0.0
Flat Rate	0.0	0.0	0.0	0.0	0.0	0.0	0.0	0.0	0.0	0.0	0.0		0.0
Miscellaneous	0.0	0.0	0.0	0.0	0.0	0.0	0.0	0.0	0.0	0.0	0.0		0.0
Other Revenue (PW4)	0.0	0.0	0.0	0.0	0.0	0.0	0.0	0.0	0.0	0.0	0.0		0.0
<b>Total</b>	<b>5,822.3</b>	<b>5,852.3</b>	<b>6,111.6</b>	<b>6,259.7</b>	<b>7,298.7</b>	<b>7,802.6</b>	<b>7,807.8</b>	<b>8,243.8</b>	<b>7,335.0</b>	<b>6,608.8</b>	<b>6,153.2</b>		<b>82,085.4</b>

**Total Water Revenue (\$000)**

	Feb-15	Mar-15	Apr-15	May-15	Jun-15	Jul-15	Aug-15	Sep-15	Oct-15	Nov-15	Dec-15	2012	2013
Residential	3,186.2	3,209.2	3,337.1	3,396.5	4,064.4	4,299.4	4,199.2	4,429.8	3,940.7	3,557.8	3,408.3		44,431.5
Commercial	1,468.0	1,475.1	1,562.0	1,604.4	1,900.6	2,054.7	2,101.5	2,212.4	1,939.4	1,743.4	1,559.3		21,581.6
Industrial	158.5	153.1	174.4	171.5	177.5	215.1	209.6	209.4	194.9	166.1	157.2		2,147.4
Municipal	392.1	395.4	420.8	469.8	538.8	616.1	680.0	774.7	642.7	524.1	411.0		6,391.0
Sale for Resale	145.4	145.4	145.4	145.4	145.4	145.4	145.4	145.4	145.4	145.4	145.4		1,864.2
Private Fire	472.0	472.0	472.0	472.0	472.0	472.0	472.0	472.0	472.0	472.0	472.0		5,669.7
Public Fire	0.0	0.0	0.0	0.0	0.0	0.0	0.0	0.0	0.0	0.0	0.0		0.0
Flat Rate	0.0	0.0	0.0	0.0	0.0	0.0	0.0	0.0	0.0	0.0	0.0		0.0
Miscellaneous	0.0	0.0	0.0	0.0	0.0	0.0	0.0	0.0	0.0	0.0	0.0		0.0
Other Revenue (PW4)	0.0	0.0	0.0	0.0	0.0	0.0	0.0	0.0	0.0	0.0	0.0		0.0
<b>Total</b>	<b>5,822.3</b>	<b>5,852.3</b>	<b>6,111.6</b>	<b>6,259.7</b>	<b>7,298.7</b>	<b>7,802.6</b>	<b>7,807.8</b>	<b>8,243.8</b>	<b>7,335.0</b>	<b>6,608.8</b>	<b>6,153.2</b>		<b>82,085.4</b>

**Uncollectible Expenses (\$000s)**

	Feb-15	Mar-15	Apr-15	May-15	Jun-15	Jul-15	Aug-15	Sep-15	Oct-15	Nov-15	Dec-15	2012	2013
Customer Account Write Off	0.0000%	0.0000%	0.0000%	0.0000%	0.0000%	0.0000%	0.0000%	0.0000%	0.0000%	0.0000%	0.0000%		0.0
Customer Account Write Off	0.0000%	0.0000%	0.0000%	0.0000%	0.0000%	0.0000%	0.0000%	0.0000%	0.0000%	0.0000%	0.0000%		0.0
<b>Customer Account % Tot</b>	<b>0.0000%</b>	<b>0.0000%</b>	<b>0.0000%</b>	<b>0.0000%</b>	<b>0.0000%</b>	<b>0.0000%</b>	<b>0.0000%</b>	<b>0.0000%</b>	<b>0.0000%</b>	<b>0.0000%</b>	<b>0.0000%</b>		<b>0.0</b>
Uncollectible Account	0.0	0.0	0.0	0.0	0.0	0.0	0.0	0.0	0.0	0.0	0.0		0.0
Normalization of Uncollect	0.0	0.0	0.0	0.0	0.0	0.0	0.0	0.0	0.0	0.0	0.0		0.0
<b>SubTotal Uncollectible Ac</b>	<b>0.0</b>	<b>0.0</b>	<b>0.0</b>	<b>0.0</b>	<b>0.0</b>	<b>0.0</b>	<b>0.0</b>	<b>0.0</b>	<b>0.0</b>	<b>0.0</b>	<b>0.0</b>		<b>0.0</b>
<b>Miscellaneous Write Off/1</b>	<b>0.0000%</b>	<b>0.0000%</b>	<b>0.0000%</b>	<b>0.0000%</b>	<b>0.0000%</b>	<b>0.0000%</b>	<b>0.0000%</b>	<b>0.0000%</b>	<b>0.0000%</b>	<b>0.0000%</b>	<b>0.0000%</b>		<b>0.0000%</b>
Uncollectible Accounts - N	0.0	0.0	0.0	0.0	0.0	0.0	0.0	0.0	0.0	0.0	0.0		0.0
Normalization of Uncollect	0.0	0.0	0.0	0.0	0.0	0.0	0.0	0.0	0.0	0.0	0.0		0.0
<b>SubTotal Uncollectible Ac</b>	<b>0.0</b>	<b>0.0</b>	<b>0.0</b>	<b>0.0</b>	<b>0.0</b>	<b>0.0</b>	<b>0.0</b>	<b>0.0</b>	<b>0.0</b>	<b>0.0</b>	<b>0.0</b>		<b>0.0</b>









Kentucky American Water Company  
Case No. 2012-00520  
W/P - 2-2 Bill Analysis Support  
Exhibits\Revenue\Support\2013 Water Revenue  
Template - Pass 3.xls\Kentucky  
Witness Responsible: Linda Bridwell  
8 - Public Fire Service  
9 - Private Fire Service Meter

**Group A - Quarterly Customers**

	Feb-15	Mar-15	Apr-15	May-15	Jun-15	Jul-15	Aug-15	Sep-15	Oct-15	Nov-15	Dec-15
1 - Residential	17.50	47.50	77.50	17.50	47.50	77.50	17.50	47.50	77.50	17.50	47.50
2 - Commercial	17.50	47.50	77.50	17.50	47.50	77.50	17.50	47.50	77.50	17.50	47.50
3 - Industrial	17.50	47.50	77.50	17.50	47.50	77.50	17.50	47.50	77.50	17.50	47.50
4 - Other Public Authority	17.50	47.50	77.50	17.50	47.50	77.50	17.50	47.50	77.50	17.50	47.50
5 - Other Water Utility	17.50	47.50	77.50	17.50	47.50	77.50	17.50	47.50	77.50	17.50	47.50
6 - Private Fire Service	17.50	47.50	77.50	17.50	47.50	77.50	17.50	47.50	77.50	17.50	47.50
7 - Miscellaneous	17.50	47.50	77.50	17.50	47.50	77.50	17.50	47.50	77.50	17.50	47.50
8 - Public Fire Service	17.50	47.50	77.50	17.50	47.50	77.50	17.50	47.50	77.50	17.50	47.50
9 - Private Fire Service Meter	17.50	47.50	77.50	17.50	47.50	77.50	17.50	47.50	77.50	17.50	47.50

**Group B - Quarterly Customers**

	Feb-15	Mar-15	Apr-15	May-15	Jun-15	Jul-15	Aug-15	Sep-15	Oct-15	Nov-15	Dec-15
1 - Residential	77.50	17.50	47.50	77.50	17.50	47.50	77.50	17.50	47.50	77.50	17.50
2 - Commercial	77.50	17.50	47.50	77.50	17.50	47.50	77.50	17.50	47.50	77.50	17.50
3 - Industrial	77.50	17.50	47.50	77.50	17.50	47.50	77.50	17.50	47.50	77.50	17.50
4 - Other Public Authority	77.50	17.50	47.50	77.50	17.50	47.50	77.50	17.50	47.50	77.50	17.50
5 - Other Water Utility	77.50	17.50	47.50	77.50	17.50	47.50	77.50	17.50	47.50	77.50	17.50
6 - Private Fire Service	77.50	17.50	47.50	77.50	17.50	47.50	77.50	17.50	47.50	77.50	17.50
7 - Miscellaneous	77.50	17.50	47.50	77.50	17.50	47.50	77.50	17.50	47.50	77.50	17.50
8 - Public Fire Service	77.50	17.50	47.50	77.50	17.50	47.50	77.50	17.50	47.50	77.50	17.50
9 - Private Fire Service Meter	77.50	17.50	47.50	77.50	17.50	47.50	77.50	17.50	47.50	77.50	17.50

**Group C - Quarterly Customers**

	Feb-15	Mar-15	Apr-15	May-15	Jun-15	Jul-15	Aug-15	Sep-15	Oct-15	Nov-15	Dec-15
1 - Residential	47.50	77.50	17.50	47.50	77.50	17.50	47.50	77.50	17.50	47.50	77.50
2 - Commercial	47.50	77.50	17.50	47.50	77.50	17.50	47.50	77.50	17.50	47.50	77.50
3 - Industrial	47.50	77.50	17.50	47.50	77.50	17.50	47.50	77.50	17.50	47.50	77.50
4 - Other Public Authority	47.50	77.50	17.50	47.50	77.50	17.50	47.50	77.50	17.50	47.50	77.50
5 - Other Water Utility	47.50	77.50	17.50	47.50	77.50	17.50	47.50	77.50	17.50	47.50	77.50
6 - Private Fire Service	47.50	77.50	17.50	47.50	77.50	17.50	47.50	77.50	17.50	47.50	77.50
7 - Miscellaneous	47.50	77.50	17.50	47.50	77.50	17.50	47.50	77.50	17.50	47.50	77.50
8 - Public Fire Service	47.50	77.50	17.50	47.50	77.50	17.50	47.50	77.50	17.50	47.50	77.50
9 - Private Fire Service Meter	47.50	77.50	17.50	47.50	77.50	17.50	47.50	77.50	17.50	47.50	77.50

**Unbilled Revenue (\$000)**

<b>Group M - Monthly Customers</b>	Feb-15	Mar-15	Apr-15	May-15	Jun-15	Jul-15	Aug-15	Sep-15	Oct-15	Nov-15	Dec-15	2012	2013
1 - Residential	2,334	2,123	2,282	2,247	2,779	2,845	2,779	3,029	2,607	2,433	2,255	28,476.9	28,476.9
2 - Commercial	1,156	1,049	1,148	1,141	1,397	1,461	1,495	1,626	1,379	1,281	1,109	14,847.6	14,847.6
3 - Industrial	121	107	124	118	126	148	144	149	134	118	108	1,373.8	1,373.8
4 - Other Public Authority	297	271	298	322	381	422	465	548	440	371	281	4,191.3	4,191.3
5 - Other Water Utility	141	127	132	127	132	127	127	132	127	132	127	1,597.5	1,597.5
6 - Private Fire Service	0	0	0	0	0	0	0	0	0	0	0	0.0	0.0





Kentucky American Water Company  
Case No. 2012-00520  
W/P - 2-2 Bill Analysis Support  
Exhibits\Revenue\Support\2013 Water Revenue  
Template - Pass 3.xls\Kentucky  
Witness Responsible: Linda Bridwell  
4 - Other Public Authority  
5 - Other Water Utility  
6 - Private Fire Service  
7 - Miscellaneous  
8 - Public Fire Service  
9 - Private Fire Service Meter

Group C - Quarterly Customers	2012												2013
	Feb-15	Mar-15	Apr-15	May-15	Jun-15	Jul-15	Aug-15	Sep-15	Oct-15	Nov-15	Dec-15		
1 - Residential	0	0	0	0	0	0	0	0	0	0	0	0	0.0
2 - Commercial	0	0	0	0	0	0	0	0	0	0	0	0	0.0
3 - Industrial	0	0	0	0	0	0	0	0	0	0	0	0	0.0
4 - Other Public Authority	0	0	0	0	0	0	0	0	0	0	0	0	0.0
5 - Other Water Utility	0	0	0	0	0	0	0	0	0	0	0	0	0.0
6 - Private Fire Service	0	0	0	0	0	0	0	0	0	0	0	0	0.0
7 - Miscellaneous	0	0	0	0	0	0	0	0	0	0	0	0	0.0
8 - Public Fire Service	0	0	0	0	0	0	0	0	0	0	0	0	0.0
9 - Private Fire Service Meter	0	0	0	0	0	0	0	0	0	0	0	0	0.0

Total Unbilled Revenue (\$000)	2012												2013
	Feb-15	Mar-15	Apr-15	May-15	Jun-15	Jul-15	Aug-15	Sep-15	Oct-15	Nov-15	Dec-15		
1 - Residential	2,334	2,123	2,282	2,247	2,779	2,845	2,779	3,029	2,607	2,433	2,255	28,476.9	
2 - Commercial	1,156	1,049	1,148	1,141	1,397	1,461	1,495	1,626	1,579	1,281	1,109	14,847.6	
3 - Industrial	121	107	124	118	126	148	144	149	134	118	108	1,373.8	
4 - Other Public Authority	297	271	298	322	381	422	465	548	440	371	281	4,191.3	
5 - Other Water Utility	141	127	132	127	132	127	127	132	127	132	127	1,597.5	
6 - Private Fire Service	0	0	0	0	0	0	0	0	0	0	0	0.0	
7 - Miscellaneous	0	0	0	0	0	0	0	0	0	0	0	0.0	
8 - Public Fire Service	0	0	0	0	0	0	0	0	0	0	0	0.0	
9 - Private Fire Service Meter	0	0	0	0	0	0	0	0	0	0	0	0.0	
<b>4,049</b>	<b>3,677</b>	<b>3,983</b>	<b>3,955</b>	<b>4,815</b>	<b>5,003</b>	<b>5,010</b>	<b>5,483</b>	<b>4,688</b>	<b>4,334</b>	<b>3,881</b>	<b>3,881</b>	<b>50,487.1</b>	

P&L Impact	2012												2013
	Feb-15	Mar-15	Apr-15	May-15	Jun-15	Jul-15	Aug-15	Sep-15	Oct-15	Nov-15	Dec-15		
1 - Residential	25	(211)	158	(34)	532	66	(66)	250	(421)	(175)	(177)	67.2	
2 - Commercial	25	(107)	99	(7)	256	65	33	131	(247)	(98)	(172)	23.0	
3 - Industrial	12	(14)	17	(6)	8	22	(4)	5	(15)	(16)	(10)	3.7	
4 - Other Public Authority	15	(27)	27	24	60	41	44	83	(108)	(69)	(89)	4.0	
5 - Other Water Utility	14	(14)	4	(4)	4	(4)	0	4	(4)	4	(4)	16.1	
6 - Private Fire Service	0	0	0	0	0	0	0	0	0	0	0	0.0	
7 - Miscellaneous	0	0	0	0	0	0	0	0	0	0	0	0.0	
8 - Public Fire Service	0	0	0	0	0	0	0	0	0	0	0	0.0	
9 - Private Fire Service Meter	0	0	0	0	0	0	0	0	0	0	0	0.0	
<b>90</b>	<b>(372)</b>	<b>305</b>	<b>(27)</b>	<b>859</b>	<b>188</b>	<b>7</b>	<b>473</b>	<b>(795)</b>	<b>(354)</b>	<b>(453)</b>	<b>(453)</b>	<b>114.1</b>	

**Total Billed Surcharge Revenue (\$000)**











Kentucky American Water Company  
Case No. 2012-00520  
W/P - 2-2 Bill Analysis Support  
Exhibits\Revenue\Support\2013 Water Revenue  
Template - Pass 3.xls\Kentucky  
Witness Responsible: Linda Bridwell

	Feb-15	Mar-15	Apr-15	May-15	Jun-15	Jul-15	Aug-15	Sep-15	Oct-15	Nov-15	Dec-15	2012	2013
0 1 - Residential	(9,131)	(25,926)	25,549	(2,169)	95,995	16,715	(12,499)	42,917	(75,197)	(37,289)	(29,174)		305,849.3
0 2 - Commercial	1,271	(18,170)	19,231	(182)	51,731	14,602	6,895	25,974	(49,861)	(21,537)	(34,445)		203,557.8
0 3 - Industrial	2,909	(3,453)	4,391	(1,491)	2,046	5,644	(961)	1,132	(3,757)	(4,157)	(2,494)		24,743.7
0 4 - Other Public Authority	2,614	(5,411)	6,092	5,905	13,758	9,817	10,306	19,175	(25,187)	(16,557)	(20,797)		60,913.7
0 5 - Other Water Utility	3,144	(3,144)	978	(978)	978	(978)	-	978	(978)	978	(978)		29,702.5
0 6 - Private Fire Service	-	-	-	-	-	-	-	-	-	-	-		0.0
0 7 - Miscellaneous	-	-	-	-	-	-	-	-	-	-	-		0.0
0 8 - Public Fire Service	-	-	-	-	-	-	-	-	-	-	-		0.0
0 9 - Private Fire Service Meter	-	-	-	-	-	-	-	-	-	-	-		0.0
	<b>806</b>	<b>(56,105)</b>	<b>56,242</b>	<b>1,085</b>	<b>164,508</b>	<b>45,800</b>	<b>3,740</b>	<b>90,196</b>	<b>(154,980)</b>	<b>(78,562)</b>	<b>(87,888)</b>		<b>624,767.0</b>
<b>Total Billed Usage (000s Gallons)</b>													
0 1 - Residential	415,335	436,469	409,118	448,047	475,898	599,502	609,826	597,910	623,738	513,598	477,269		5,766,296.3
0 2 - Commercial	250,896	271,807	252,390	280,601	290,030	359,082	376,484	380,379	399,654	330,742	305,527		3,643,578.1
0 3 - Industrial	35,774	41,263	38,374	43,516	41,501	47,556	52,764	50,600	51,774	44,780	40,846		502,433.0
0 4 - Other Public Authority	78,373	87,168	81,642	93,382	101,782	123,918	138,488	151,934	165,196	128,636	106,223		1,307,953.6
0 5 - Other Water Utility	30,339	36,627	32,505	34,461	32,505	34,461	33,483	32,505	34,461	32,505	34,461		400,453.4
0 6 - Private Fire Service	-	-	-	-	-	-	-	-	-	-	-		0.0
0 7 - Miscellaneous	-	-	-	-	-	-	-	-	-	-	-		0.0
0 8 - Public Fire Service	-	-	-	-	-	-	-	-	-	-	-		0.0
0 9 - Private Fire Service Meter	-	-	-	-	-	-	-	-	-	-	-		0.0
	<b>810,717</b>	<b>873,334</b>	<b>814,029</b>	<b>900,007</b>	<b>941,715</b>	<b>1,164,519</b>	<b>1,211,045</b>	<b>1,213,328</b>	<b>1,274,824</b>	<b>1,050,261</b>	<b>964,327</b>		<b>11,620,716.3</b>

Kentucky American Water Company  
Case No. 2012-00520  
W/P - 2-2 Bill Analysis Support  
Exhibits\Revenue\Support\2013 Water Revenue  
Template - Pass 3.xls\Kentucky  
Witness Responsible: Linda Bridwell

**VOLUMETRIC REVENUES**

Number of Customers	2014	2015
Residential	112,723	112,723
Commercial	8,765	8,765
Industrial	21	21
Municipal	531	531
Sale for Resale	12	12
Private Fire	2,163	2,163
Public Fire	0	0
Flat Rate	0	0
Miscellaneous	0	0
<b>Total No. of Customers</b>	<b>124,215</b>	<b>124,215</b>

Increase in Customers	2014	2015
Residential	1,217	0
Commercial	5	0
Industrial	0	0
Municipal	0	0
Sale for Resale	0	0
Private Fire	(0)	0
Public Fire	0	0
Flat Rate	0	0
Miscellaneous	0	0
<b>Total Increase in Customers</b>	<b>1,222</b>	<b>0</b>

Growth from Dec 31 of Previous Year	2014	2015
Residential	1.1%	0.0%
Commercial	0.1%	0.0%
Industrial	0.0%	0.0%
Municipal	0.0%	0.0%
Sale for Resale	0.0%	0.0%
Private Fire	0.0%	0.0%
Public Fire	NA	NA
Flat Rate	NA	NA
Miscellaneous	NA	NA
<b>Total</b>	<b>1.0%</b>	<b>0.0%</b>

Usage per Bill Day per Customer (000s Gallons)	2014	2015
Residential	0.15	0.15
Block 1: 0	0.00	0.00
Block 2: 0	0.00	0.00
Block 3: 0	0.00	0.00
Block 4: 0	0.00	0.00
Block 5: 0	0.00	0.00
Block 6: 0	0.00	0.00
Residential Baseline Usage /	0.15	0.15



Kentucky American Water Company  
 Case No. 2012-00520  
 W/P - 2-2 Bill Analysis Support  
 Exhibits\Revenue\Support\2013 Water Revenue  
 Template - Pass 3.xls\Kentucky  
 Witness Responsible: Linda Bridwell

Commercial	2014	2015
Block 1: 0	1.18	1.18
Block 2: 0	0.00	0.00
Block 3: 0	0.00	0.00
Block 4: 0	0.00	0.00
Block 5: 0	0.00	0.00
Block 6: 0	0.00	0.00
Commercial Baseline Usage	1.18	1.18

Industrial	2014	2015
Block 1: 0	68.78	68.78
Block 2: 0	0.00	0.00
Block 3: 0	0.00	0.00
Block 4: 0	0.00	0.00
Block 5: 0	0.00	0.00
Block 6: 0	0.00	0.00
Industrial Baseline Usage / I	68.78	68.78

Municipal	2014	2015
Block 1: 0	6.93	6.93
Block 2: 0	0.00	0.00
Block 3: 0	0.00	0.00
Block 4: 0	0.00	0.00
Block 5: 0	0.00	0.00
Block 6: 0	0.00	0.00
Municipal Baseline Usage / I	6.93	6.93

**Usage Adjustment per Customer (000s Gallons)**

Residential Usage Adjustmer	2014	2015
Block 1: 0	NA	NA
Block 2: 0	NA	NA
Block 3: 0	NA	NA
Block 4: 0	NA	NA
Block 5: 0	NA	NA
Block 6: 0	NA	NA

**Commercial Usage Adjustme**

Block 1: 0	NA	NA
Block 2: 0	NA	NA
Block 3: 0	NA	NA
Block 4: 0	NA	NA
Block 5: 0	NA	NA
Block 6: 0	NA	NA

**Industrial Usage Adjustment**

Kentucky American Water Company  
 Case No. 2012-00520  
 W/P - 2-2 Bill Analysis Support  
 Exhibits\Revenue\Support\2013 Water Revenue  
 Template - Pass 3.xls\Kentucky  
 Witness Responsible: Linda Bridwell

Block 1: 0	NA	NA
Block 2: 0	NA	NA
Block 3: 0	NA	NA
Block 4: 0	NA	NA
Block 5: 0	NA	NA
Block 6: 0	NA	NA

Municipal Usage Adjustment

Block 1: 0	NA	NA
Block 2: 0	NA	NA
Block 3: 0	NA	NA
Block 4: 0	NA	NA
Block 5: 0	NA	NA
Block 6: 0	NA	NA

Adjusted Daily Usage per Customer (000s Gallo

Residential	2014	2015
Block 1: 0	0.15	0.15
Block 2: 0	0.00	0.00
Block 3: 0	0.00	0.00
Block 4: 0	0.00	0.00
Block 5: 0	0.00	0.00
Block 6: 0	0.00	0.00
Residential Adj Daily Usage	0.15	0.15

Commercial

Block 1: 0	1.18	1.18
Block 2: 0	0.00	0.00
Block 3: 0	0.00	0.00
Block 4: 0	0.00	0.00
Block 5: 0	0.00	0.00
Block 6: 0	0.00	0.00
Commercial Adj Daily Usage	1.18	1.18

Industrial

Block 1: 0	68.78	68.78
Block 2: 0	0.00	0.00
Block 3: 0	0.00	0.00
Block 4: 0	0.00	0.00
Block 5: 0	0.00	0.00
Block 6: 0	0.00	0.00
Industrial Adj Daily Usage	68.78	68.78

Municipal

Block 1: 0	6.93	6.93
Block 2: 0	0.00	0.00

Kentucky American Water Company  
 Case No. 2012-00520  
 W/P - 2-2 Bill Analysis Support  
 Exhibits\Revenue\Support\2013 Water Revenue  
 Template - Pass 3.xls\Kentucky  
 Witness Responsible: Linda Bridwell  
 Block 3: 0 0.00 0.00  
 Block 4: 0 0.00 0.00  
 Block 5: 0 0.00 0.00  
 Block 6: 0 0.00 0.00  
 Municipal Adj Daily Usage 6.93 6.93

Calendar Days in Month		2014	2015
Calendar Days		365	365
Days in Month / Days in Yr		100.0%	100.0%

Total Usage (000s Gallons)		2014	2015
<b>Residential</b>			
Block 1: 0		6,051,175	6,060,026
Block 2: 0		0	0
Block 3: 0		0	0
Block 4: 0		0	0
Block 5: 0		0	0
Block 6: 0		0	0
Residential Usage		6,051,175	6,060,026

<b>Commercial</b>			
Block 1: 0		3,777,960	3,770,496
Block 2: 0		0	0
Block 3: 0		0	0
Block 4: 0		0	0
Block 5: 0		0	0
Block 6: 0		0	0
Commercial Usage		3,777,960	3,770,496

<b>Industrial</b>			
Block 1: 0		527,179	527,179
Block 2: 0		0	0
Block 3: 0		0	0
Block 4: 0		0	0
Block 5: 0		0	0
Block 6: 0		0	0
Industrial Usage		527,179	527,179

<b>Municipal</b>			
Block 1: 0		1,342,302	1,342,302
Block 2: 0		0	0
Block 3: 0		0	0
Block 4: 0		0	0
Block 5: 0		0	0
Block 6: 0		0	0
Municipal Usage		1,342,302	1,342,302

Kentucky American Water Company  
Case No. 2012-00520  
W/P - 2-2 Bill Analysis Support  
Exhibits\Revenue\Support\2013 Water Revenue  
Template - Pass 3.xls\Kentucky  
Witness Responsible: Linda Bridwell

Sale for Resale Usage	401,794	401,794
Private Fire Usage	0	0
Public Fire Usage	0	0
Flat Rate Usage	0	0
Miscellaneous Usage	0	0
<b>Total Usage</b>	<b>12,100,410</b>	<b>12,101,797</b>

	2014	2015
<b>% Usage By Block</b>		
<b>Residential</b>		
Block 1: 0	100.0%	100.0%
Block 2: 0	0.0%	0.0%
Block 3: 0	0.0%	0.0%
Block 4: 0	0.0%	0.0%
Block 5: 0	0.0%	0.0%
Block 6: 0	0.0%	0.0%
<b>Total</b>	<b>100.0%</b>	<b>100.0%</b>
<b>Commercial</b>		
Block 1: 0	100.0%	100.0%
Block 2: 0	0.0%	0.0%
Block 3: 0	0.0%	0.0%
Block 4: 0	0.0%	0.0%
Block 5: 0	0.0%	0.0%
Block 6: 0	0.0%	0.0%
<b>Total</b>	<b>100.0%</b>	<b>100.0%</b>
<b>Industrial</b>		
Block 1: 0	100.0%	100.0%
Block 2: 0	0.0%	0.0%
Block 3: 0	0.0%	0.0%
Block 4: 0	0.0%	0.0%
Block 5: 0	0.0%	0.0%
Block 6: 0	0.0%	0.0%
<b>Total</b>	<b>100.0%</b>	<b>100.0%</b>
<b>Municipal</b>		
Block 1: 0	100.0%	100.0%
Block 2: 0	0.0%	0.0%
Block 3: 0	0.0%	0.0%
Block 4: 0	0.0%	0.0%
Block 5: 0	0.0%	0.0%
Block 6: 0	0.0%	0.0%
<b>Total</b>	<b>100.0%</b>	<b>100.0%</b>
<b>Tariff (\$/1000 gallons)</b>		
<b>Residential</b>	2014	2015
Block 1: 0	5.30	5.30

Kentucky American Water Company  
Case No. 2012-00520  
W/P - 2-2 Bill Analysis Support  
Exhibits\Revenue\Support\2013 Water Revenue  
Template - Pass 3.xls\Kentucky  
Witness Responsible: Linda Bridwell

Block 2: 0	0.00	0.00
Block 3: 0	0.00	0.00
Block 4: 0	0.00	0.00
Block 5: 0	0.00	0.00
Block 6: 0	0.00	0.00
Average Residential Tariff	5.30	5.30
<b>Commercial</b>		
Block 1: 0	4.83	4.83
Block 2: 0	0.00	0.00
Block 3: 0	0.00	0.00
Block 4: 0	0.00	0.00
Block 5: 0	0.00	0.00
Block 6: 0	0.00	0.00
Average Commercial Tariff	4.83	4.83

<b>Industrial</b>		
Block 1: 0	3.89	3.89
Block 2: 0	0.00	0.00
Block 3: 0	0.00	0.00
Block 4: 0	0.00	0.00
Block 5: 0	0.00	0.00
Block 6: 0	0.00	0.00
Average Industrial Tariff	3.89	3.89

<b>Municipal</b>		
Block 1: 0	4.25	4.25
Block 2: 0	0.00	0.00
Block 3: 0	0.00	0.00
Block 4: 0	0.00	0.00
Block 5: 0	0.00	0.00
Block 6: 0	0.00	0.00
Average Municipal Tariff	4.25	4.25

Sale for Resale	4.21	4.21
Private Fire	0.00	0.00
Public Fire	0.00	0.00
Flat Rate	0.00	0.00
Miscellaneous	0.00	0.00
Average Tariff per 000 Gallo	4.94	4.94

<b>Usage Charges (\$000)</b>		
<b>Residential</b>		
Block 1: 0	32,073.6	32,120.6
Block 2: 0	0.0	0.0
Block 3: 0	0.0	0.0
Block 4: 0	0.0	0.0
Block 5: 0	0.0	0.0

Kentucky American Water Company  
Case No. 2012-00520  
W/P - 2-2 Bill Analysis Support  
Exhibits\Revenue\Support\2013 Water Revenue  
Template - Pass 3.xls\Kentucky  
Witness Responsible: Linda Bridwell  
Block 6: 0  
Residential Volumetric Char

0.0 0.0  
32,073.6 32,120.6

18,240.0 18,204.0  
0.0 0.0  
0.0 0.0  
0.0 0.0  
0.0 0.0  
0.0 0.0  
18,240.0 18,204.0

Commercial  
Block 1: 0  
Block 2: 0  
Block 3: 0  
Block 4: 0  
Block 5: 0  
Block 6: 0  
Commercial Volumetric Cha

2,053.2 2,053.2  
0.0 0.0  
0.0 0.0  
0.0 0.0  
0.0 0.0  
0.0 0.0  
2,053.2 2,053.2

Industrial  
Block 1: 0  
Block 2: 0  
Block 3: 0  
Block 4: 0  
Block 5: 0  
Block 6: 0  
Industrial Volumetric Charge

5,698.3 5,698.3  
0.0 0.0  
0.0 0.0  
0.0 0.0  
0.0 0.0  
0.0 0.0  
5,698.3 5,698.3

Municipal  
Block 1: 0  
Block 2: 0  
Block 3: 0  
Block 4: 0  
Block 5: 0  
Block 6: 0  
Municipal Volumetric Charge

1,691.3 1,691.3  
0.0 0.0  
0.0 0.0  
0.0 0.0  
0.0 0.0  
59,756.4 59,767.3

Sale for Resale  
Private Fire  
Public Fire  
Flat Rate  
Miscellaneous  
Usage Charges

**FIXED CHARGES**

Number of Meters

2014 2015

Residential	2014	2015
5/8 "	110,755	110,755
3/4 "	1	1
1 "	1,818	1,818
1 1/2 "	14	14
2 "	77	77
3 "	0	0
4 "	0	0
6 "	2	2

Kentucky American Water Company  
 Case No. 2012-00520  
 W/P - 2-2 Bill Analysis Support  
 Exhibits\Revenue\Support\2013 Water Revenue  
 Template - Pass 3.xls\Kentucky  
 Witness Responsible: Linda Bridwell

8"	0	0
10"	0	0
12"	0	0
<b>Total Residential Meters</b>	<b>112,667</b>	<b>112,667</b>

<b>Commercial</b>	<b>4,525</b>	<b>4,525</b>
5/8"	0	0
3/4"	2,340	2,340
1"	172	172
1 1/2"	1,817	1,817
2"	13	13
3"	28	28
4"	12	12
6"	11	11
8"	0	0
10"	0	0
12"	0	0
<b>Total Commercial Meters</b>	<b>8,919</b>	<b>8,919</b>

<b>Industrial</b>	<b>7</b>	<b>7</b>
5/8"	1	1
3/4"	2	2
1"	2	2
1 1/2"	23	23
2"	0	0
3"	11	11
4"	8	8
6"	0	0
8"	0	0
10"	0	0
12"	0	0
<b>Total Industrial Meters</b>	<b>54</b>	<b>54</b>

<b>Municipal</b>	<b>139</b>	<b>139</b>
5/8"	0	0
3/4"	173	173
1"	28	28
1 1/2"	371	371
2"	1	1
3"	41	41
4"	11	11
6"	2	2
8"	0	0
10"	0	0
12"	0	0
<b>Total Municipal Meters</b>	<b>766</b>	<b>766</b>

<b>Sale for Resale</b>	<b>23</b>	<b>23</b>
<b>Private Fire</b>	<b>0</b>	<b>0</b>

Kentucky American Water Company  
Case No. 2012-00520  
W/P - 2-2 Bill Analysis Support  
Exhibits\Revenue\Support\2013 Water Revenue  
Template - Pass 3.xls\Kentucky  
Witness Responsible: Linda Bridwell

Public Fire	0	0
Flat Rate	0	0
Miscellaneous	0	0
Total Meters	122,429	122,429

**Increase in Meters**

	2014	2015
Residential		
5/8"	(45)	0
3/4"	0	0
1"	0	0
1 1/2"	0	0
2"	0	0
3"	0	0
4"	0	0
6"	0	0
8"	0	0
10"	0	0
12"	0	0
Total Incr in Residential Met	(45)	0

Commercial		
5/8"	(20)	0
3/4"	0	0
1"	0	0
1 1/2"	0	0
2"	0	0
3"	0	0
4"	0	0
6"	0	0
8"	0	0
10"	0	0
12"	0	0
Total Incr in Commercial Me	(20)	0

Industrial		
5/8"	0	0
3/4"	0	0
1"	0	0
1 1/2"	0	0
2"	0	0
3"	0	0
4"	0	0
6"	0	0
8"	0	0
10"	0	0
12"	0	0
Total Incr in Industrial Mete	0	0



Kentucky American Water Company  
 Case No. 2012-00520  
 W/P - 2-2 Bill Analysis Support  
 Exhibits\Revenue\Support\2013 Water Revenue  
 Template - Pass 3.xls\Kentucky  
 Witness Responsible: Linda Bridwell

Municipal	0	0	0
5/8 "	0	0	0
3/4 "	0	0	0
1 "	0	0	0
1 1/2 "	0	0	0
2 "	0	0	0
3 "	0	0	0
4 "	0	0	0
6 "	0	0	0
8 "	0	0	0
10 "	0	0	0
12 "	0	0	0
Total Incr in Municipal Mete	0	0	0
Total Incr in Meters	(65)	0	0

**Monthly Meter Charge (\$ / Meter)**

Residential	2014	2015
5/8 "	8.99	9.00
3/4 "	13.35	13.35
1 "	22.25	22.25
1 1/2 "	44.50	44.50
2 "	71.20	71.20
3 "	0.00	0.00
4 "	0.00	0.00
6 "	445.00	445.00
8 "	0.00	0.00
10 "	0.00	0.00
12 "	0.00	0.00
Residential Blended Fixed Cl	9.26	9.27

**Commercial**

5/8 "	8.91	8.88
3/4 "	0.00	0.00
1 "	22.25	22.25
1 1/2 "	44.50	44.50
2 "	71.20	71.20
3 "	133.50	133.50
4 "	222.50	222.50
6 "	445.00	445.00
8 "	712.00	712.00
10 "	0.00	0.00
12 "	0.00	0.00
Commercial Blended Fixed C	28.08	28.07

**Industrial**

5/8 "	8.90	8.90
3/4 "	13.35	13.35

Kentucky American Water Company  
Case No. 2012-00520  
W/P - 2-2 Bill Analysis Support  
Exhibits\Revenue\Support\2013 Water Revenue  
Template - Pass 3.xls\Kentucky  
Witness Responsible: Linda Bridwell

1 "	22.25	22.25
1 1/2 "	44.50	44.50
2 "	71.20	71.20
3 "	0.00	0.00
4 "	222.50	222.50
6 "	445.00	445.00
8 "	0.00	0.00
10 "	0.00	0.00
12 "	0.00	0.00
Industrial Blended Fixed Ch:	145.45	145.45

Municipal	8.90	8.90
5/8 "	0.00	0.00
3/4 "	0.00	0.00
1 "	22.25	22.25
1 1/2 "	44.50	44.50
2 "	71.20	71.20
3 "	133.50	133.50
4 "	222.50	222.50
6 "	445.00	445.00
8 "	712.00	712.00
10 "	0.00	0.00
12 "	0.00	0.00
Municipal Blended Fixed Ch	63.08	63.08

Sale for Resale	193.87	193.87
Private Fire	0.00	0.00
Public Fire	0.00	0.00
Flat Rate	0.00	0.00
Miscellaneous	0.00	0.00
Blended Fixed Change per M	14.98	14.98

Total Fixed Service Charges (\$000)		
	2014	2015
Residential	11,807.2	11,828.6
5/8 "	0.2	0.2
3/4 "	485.4	485.4
1 "	7.5	7.5
1 1/2 "	65.8	65.8
2 "	0.0	0.0
3 "	0.0	0.0
4 "	10.7	10.7
6 "	0.0	0.0
8 "	0.0	0.0
10 "	0.0	0.0
12 "	0.0	0.0
Total Residential Fixed Char	12,376.7	12,398.1
Commercial		

Kentucky American Water Company  
Case No. 2012-00520  
W/P - 2-2 Bill Analysis Support  
Exhibits\Revenue\Support\2013 Water Revenue  
Template - Pass 3.xls\Kentucky  
Witness Responsible: Linda Bridwell

5/8 "	484.6	483.3
3/4 "	0.0	0.0
1 "	624.8	624.8
1 1/2 "	92.1	92.1
2 "	1,552.4	1,552.4
3 "	20.9	20.9
4 "	74.9	74.9
6 "	64.2	64.2
8 "	94.2	94.2
10 "	0.0	0.0
12 "	0.0	0.0
Total Commercial Fixed Cha	3,008.2	3,006.8

Industrial		
5/8 "	0.7	0.7
3/4 "	0.2	0.2
1 "	0.5	0.5
1 1/2 "	1.1	1.1
2 "	19.7	19.7
3 "	0.0	0.0
4 "	29.4	29.4
6 "	42.7	42.7
8 "	0.0	0.0
10 "	0.0	0.0
12 "	0.0	0.0
Total Industrial Fixed Chang	94.3	94.3

Municipal		
5/8 "	14.8	14.8
3/4 "	0.0	0.0
1 "	46.2	46.2
1 1/2 "	15.0	15.0
2 "	317.0	317.0
3 "	1.6	1.6
4 "	109.5	109.5
6 "	58.7	58.7
8 "	17.1	17.1
10 "	0.0	0.0
12 "	0.0	0.0
Total Municipal Fixed Chang	579.9	579.9

Sale for Resale	53.5	53.5
Private Fire	5,664.0	5,664.0
Public Fire	0.0	0.0
Flat Rate	0.0	0.0
Miscellaneous	0.0	0.0
Total Fixed Charges	21,776.5	21,796.6

Total Usage & Fixed Revenue (\$000) 2014 2015

Kentucky American Water Company  
Case No. 2012-00520  
W/P - 2-2 Bill Analysis Support  
Exhibits\Revenue\Support\2013 Water Revenue  
Template - Pass 3.xls\Kentucky  
Witness Responsible: Linda Bridwell

Residential	44,450.4	44,518.7
Commercial	21,248.1	21,210.7
Industrial	2,147.4	2,147.4
Municipal	6,278.2	6,278.2
Sale for Resale	1,744.8	1,744.8
Private Fire	5,664.0	5,664.0
Public Fire	0.0	0.0
Flat Rate	0.0	0.0
Miscellaneous	0.0	0.0
<b>Total</b>	<b>81,533.0</b>	<b>81,563.9</b>

DSIC Rate	2014	2015
Residential	0.00%	0.00%
Commercial	0.00%	0.00%
Industrial	0.00%	0.00%
Municipal	0.00%	0.00%
Sale for Resale	0.00%	0.00%
Private Fire	0.00%	0.00%
Public Fire	0.00%	0.00%
Flat Rate	0.00%	0.00%
Miscellaneous	0.00%	0.00%

DSIC Revenue (\$000)	2014	2015
Residential	0.0	0.0
Commercial	0.0	0.0
Industrial	0.0	0.0
Municipal	0.0	0.0
Sale for Resale	0.0	0.0
Private Fire	0.0	0.0
Public Fire	0.0	0.0
Flat Rate	0.0	0.0
Miscellaneous	0.0	0.0
<b>Total</b>	<b>0.0</b>	<b>0.0</b>

Volumetric Surcharge (\$ / 000 Gallons)	2014	2015
Residential	0.00	0.00
Commercial	0.00	0.00
Industrial	0.00	0.00
Municipal	0.00	0.00
Sale for Resale	0.00	0.00
Private Fire	0.00	0.00
Public Fire	0.00	0.00
Flat Rate	0.00	0.00
Miscellaneous	0.00	0.00
<b>Blended Usage Surcharge:</b>	<b>0.00</b>	<b>0.00</b>

Kentucky American Water Company  
 Case No. 2012-00520  
 W/P - 2-2 Bill Analysis Support  
 Exhibits\Revenue\Support\2013 Water Revenue  
 Template - Pass 3.xls\Kentucky  
 Witness Responsible: Linda Bridwell

	2014	2015
<b>Surcharge Revenue on Usage (\$000)</b>		
Residential	0.0	0.0
Commercial	0.0	0.0
Industrial	0.0	0.0
Municipal	0.0	0.0
Sale for Resale	0.0	0.0
Private Fire	0.0	0.0
Public Fire	0.0	0.0
Flat Rate	0.0	0.0
Miscellaneous	0.0	0.0
<b>Total Surcharge on Usage</b>	<b>0.0</b>	<b>0.0</b>
<b>Fixed Revenue Surcharge (% of Fixed Revenue)</b>		
Residential	0.00%	0.00%
Commercial	0.00%	0.00%
Industrial	0.00%	0.00%
Municipal	0.00%	0.00%
Sale for Resale	0.00%	0.00%
Private Fire	0.00%	0.00%
Public Fire	0.00%	0.00%

Kentucky American Water Company

Case No. 2012-00520

W/P - 2-2 Bill Analysis Support

Exhibits\Revenue\Support\2013 Water Revenue

Template - Pass 3.xls\Kentucky

Witness Responsible: Linda Bridwell

Flat Rate

0.00%

Miscellaneous

0.00%

Miscellaneous

0.00%

2015

2014

Blended Usage Surcharge:

**Surcharge Revenue on Fixed Revenue (\$000)**

	2014	2015
Residential	0.0	0.0
Commercial	0.0	0.0
Industrial	0.0	0.0
Municipal	0.0	0.0
Sale for Resale	0.0	0.0
Private Fire	0.0	0.0
Public Fire	0.0	0.0
Flat Rate	0.0	0.0
Miscellaneous	0.0	0.0
<b>Total Surcharge on Usage</b>	<b>0.0</b>	<b>0.0</b>

**Surcharge on Total Revenue (% of Usage and F**

	2014	2015
Residential	0.00%	0.00%
Commercial	0.00%	0.00%
Industrial	0.00%	0.00%
Municipal	0.00%	0.00%
Sale for Resale	0.00%	0.00%
Private Fire	0.00%	0.00%
Public Fire	0.00%	0.00%
Flat Rate	0.00%	0.00%

Kentucky American Water Company  
Case No. 2012-00520  
W/P - 2-2 Bill Analysis Support  
Exhibits\Revenue\Support\2013 Water Revenue  
Template - Pass 3.xls\Kentucky  
Witness Responsible: Linda Bridwell  
Miscellaneous 0.00% 0.00%  
Blended Usage Surcharge: 0.00% 0.00%

	2014	2015
<b>Surcharge Revenue on Total Revenue (\$000)</b>		
Residential	0.0	0.0
Commercial	0.0	0.0
Industrial	0.0	0.0
Municipal	0.0	0.0
Sale for Resale	0.0	0.0
Private Fire	0.0	0.0
Public Fire	0.0	0.0
Flat Rate	0.0	0.0
Miscellaneous	0.0	0.0
<b>Total Surcharge on Usage</b>	<b>0.0</b>	<b>0.0</b>

	2014	2015
<b>Other Charges (\$000)</b>		
Residential	0.0	0.0
Commercial	0.0	0.0
Industrial	0.0	0.0
Municipal	0.0	0.0
Sale for Resale	0.0	0.0
Private Fire	0.0	0.0
Public Fire	0.0	0.0
Flat Rate	0.0	0.0
Miscellaneous	0.0	0.0
<b>Total</b>	<b>0.0</b>	<b>0.0</b>

	2014	2015
<b>Total Pre-Rate Increase Water Revenue (\$000)</b>		
Residential	44,450.4	44,518.7
Commercial	21,248.1	21,210.7
Industrial	2,147.4	2,147.4
Municipal	6,278.2	6,278.2
Sale for Resale	1,744.8	1,744.8
Private Fire	5,664.0	5,664.0
Public Fire	0.0	0.0
Flat Rate	0.0	0.0
Miscellaneous	0.0	0.0
<b>Total</b>	<b>81,533.0</b>	<b>81,563.9</b>
<b>Monthly Revenue %</b>		
Guaranteed Revenues	0.0	0.0
Forfeited Discounts	0.0	0.0
Rents Water Property	0.0	0.0
Collect for Others	0.0	0.0
NSF Check Charge	0.0	0.0

	2014	2015
<b>P04 - Other Revenue (\$000)</b>		
Guaranteed Revenues	0.0	0.0
Forfeited Discounts	0.0	0.0
Rents Water Property	0.0	0.0
Collect for Others	0.0	0.0
NSF Check Charge	0.0	0.0

Kentucky American Water Company  
Case No. 2012-00520  
W/P - 2-2 Bill Analysis Support  
Exhibits\Revenue\Support\2013 Water Revenue  
Template - Pass 3.xls\Kentucky  
Witness Responsible: Linda Bridwell

App/Initiate Serv Fee	0.0	0.0
Usage Data Readings	0.0	0.0
Reconnection Charges	0.0	0.0
Frozen Meter Charge	0.0	0.0
Lab Testing	0.0	0.0
Mgmt Contract	0.0	0.0
Temp Service	0.0	0.0
CRC Revenues	0.0	0.0
MRTF	0.0	0.0
Arsenic Cost Rec	0.0	0.0
Misc Service Rev	0.0	0.0
Other Water Rev	0.0	0.0
WW-Guaranteed Rev	0.0	0.0
WW-Forfeited Disc	0.0	0.0
WW-Miscellaneous	0.0	0.0
<b>Total</b>	<b>0.0</b>	<b>0.0</b>

**REVENUE REQUIREMENTS AND**

Rate Increase in Other Revenue (P04) (\$000)	2014	2015
Guaranteed Revenues	0.0	0.0
Forfeited Discounts	0.0	0.0
Rents Water Property	0.0	0.0
Collect for Others	0.0	0.0
NSF Check Charge	0.0	0.0
App/Initiate Serv Fee	0.0	0.0
Usage Data Readings	0.0	0.0
Reconnection Charges	0.0	0.0
Frozen Meter Charge	0.0	0.0
Lab Testing	0.0	0.0
Mgmt Contract	0.0	0.0
Temp Service	0.0	0.0
CRC Revenues	0.0	0.0
MRTF	0.0	0.0
Arsenic Cost Rec	0.0	0.0
Misc Service Rev	0.0	0.0
Other Water Rev	0.0	0.0
WW-Guaranteed Rev	0.0	0.0
WW-Forfeited Disc	0.0	0.0
WW-Miscellaneous	0.0	0.0
<b>Total</b>	<b>0.0</b>	<b>0.0</b>

**Rate Case Model Revenue Requirements for fu  
Profiled Revenue Req't (\$000)**

Residential  
Commercial



Kentucky American Water Company  
 Case No. 2012-00520  
 W/P - 2-2 Bill Analysis Support  
 Exhibits\Revenue\Support\2013 Water Revenue  
 Template - Pass 3.xls\Kentucky  
 Witness Responsible: Linda Bridwell

	2014	2015
<b>Profiled Rate Case Model Revenue (\$000)</b>		
Residential	0.0	0.0
Commercial	0.0	0.0
Industrial	0.0	0.0
Municipal	0.0	0.0
Sale for Resale	0.0	0.0
Private Fire	0.0	0.0
Public Fire	0.0	0.0
Flat Rate	0.0	0.0
Miscellaneous	0.0	0.0
<b>Total</b>	<b>0.0</b>	<b>0.0</b>
<b>Profiled Calculated Rate Increase Revenue (\$00)</b>		
Residential	0.0	0.0
Commercial	0.0	0.0
Industrial	0.0	0.0
Municipal	0.0	0.0
Sale for Resale	0.0	0.0
Private Fire	0.0	0.0
Public Fire	0.0	0.0
Flat Rate	0.0	0.0
Miscellaneous	0.0	0.0
<b>Total</b>	<b>0.0</b>	<b>0.0</b>
<b>Profiled Rate Requirement Normalization (\$000)</b>		
Residential	0.0	0.0
Commercial	0.0	0.0
Industrial	0.0	0.0
Municipal	0.0	0.0
Sale for Resale	0.0	0.0
Private Fire	0.0	0.0
Public Fire	0.0	0.0
Flat Rate	0.0	0.0
Miscellaneous	0.0	0.0
<b>Total</b>	<b>0.0</b>	<b>0.0</b>

**Rate Case % of factor to profile Revenue Requi**

Kentucky American Water Company

Case No. 2012-00520

W/P - 2-2 Bill Analysis Support

Exhibits\Revenue\Support\2013 Water Revenue

Template - Pass 3.xls\Kentucky

Witness Responsible: Linda Bridwell

**Increase to Tariff (Growth on Previous Month)**

2014

2015

Kentucky American Water Company  
 Case No. 2012-00520  
 W/P - 2-2 Bill Analysis Support  
 Exhibits\Revenue\Support\2013 Water Revenue  
 Template - Pass 3.xls\Kentucky  
 Witness Responsible: Linda Bridwell

	2014	2015
<b>Residential Rate Increase</b>		
Block 1: 0	NA	NA
Block 2: 0	NA	NA
Block 3: 0	NA	NA
Block 4: 0	NA	NA
Block 5: 0	NA	NA
Block 6: 0	NA	NA
<b>Commercial Rate Increase</b>		
Block 1: 0	NA	NA
Block 2: 0	NA	NA
Block 3: 0	NA	NA
Block 4: 0	NA	NA
Block 5: 0	NA	NA
Block 6: 0	NA	NA
<b>Industrial Rate Increase</b>		
Block 1: 0	NA	NA
Block 2: 0	NA	NA
Block 3: 0	NA	NA
Block 4: 0	NA	NA
Block 5: 0	NA	NA
Block 6: 0	NA	NA
<b>Municipal Rate Increase</b>		
Block 1: 0	NA	NA
Block 2: 0	NA	NA
Block 3: 0	NA	NA
Block 4: 0	NA	NA
Block 5: 0	NA	NA
Block 6: 0	NA	NA
<b>Increase in Usage Charges (\$000)</b>		
<b>Residential</b>		
Block 1: 0	0.0	0.0
Block 2: 0	0.0	0.0
Block 3: 0	0.0	0.0
Block 4: 0	0.0	0.0
Block 5: 0	0.0	0.0
Block 6: 0	0.0	0.0
<b>Residential Volumetric Chan</b>		
Commercial	0.0	0.0
Block 1: 0	0.0	0.0

Kentucky American Water Company  
Case No. 2012-00520  
W/P - 2-2 Bill Analysis Support  
Exhibits\Revenue\Support\2013 Water Revenue  
Template - Pass 3.xls\Kentucky  
Witness Responsible: Linda Bridwell

Block 2: 0	0.0	0.0
Block 3: 0	0.0	0.0
Block 4: 0	0.0	0.0
Block 5: 0	0.0	0.0
Block 6: 0	0.0	0.0
Commercial Volumetric Cha	0.0	0.0
Industrial		
Block 1: 0	0.0	0.0
Block 2: 0	0.0	0.0
Block 3: 0	0.0	0.0
Block 4: 0	0.0	0.0
Block 5: 0	0.0	0.0
Block 6: 0	0.0	0.0
Industrial Volumetric Charg	0.0	0.0
Municipal		
Block 1: 0	0.0	0.0
Block 2: 0	0.0	0.0
Block 3: 0	0.0	0.0
Block 4: 0	0.0	0.0
Block 5: 0	0.0	0.0
Block 6: 0	0.0	0.0
Municipal Volumetric Charg	0.0	0.0
Sale for Resale	0.0	0.0
Private Fire	0.0	0.0
Public Fire	0.0	0.0
Flat Rate	0.0	0.0
Miscellaneous	0.0	0.0
Usage Changes	0.0	0.0

Kentucky American Water Company  
 Case No. 2012-00520  
 W/P - 2-2 Bill Analysis Support  
 Exhibits\Revenue\Support\2013 Water Revenue  
 Template - Pass 3.xls\Kentucky  
 Witness Responsible: Linda Bridwell  
**Increase to Fixed Rate (Growth on Previous Mo**

	2014	2015
Residential		
5/8 "	NA	NA
3/4 "	NA	NA
1 "	NA	NA
1 1/2 "	NA	NA
2 "	NA	NA
3 "	NA	NA
4 "	NA	NA
6 "	NA	NA
8 "	NA	NA
10 "	NA	NA
12 "	NA	NA
Commercial		



Kentucky American Water Company  
 Case No. 2012-00520  
 W/P - 2-2 Bill Analysis Support  
 Exhibits\Revenue\Support\2013 Water Revenue  
 Template - Pass 3.xls\Kentucky  
 Witness Responsible: Linda Bridwell

3 "	0.0	0.0
4 "	0.0	0.0
6 "	0.0	0.0
8 "	0.0	0.0
10 "	0.0	0.0
12 "	0.0	0.0
Total Residential Fixed Char	0.0	0.0
Commercial		
5/8 "	0.0	0.0
3/4 "	0.0	0.0
1 "	0.0	0.0
1 1/2 "	0.0	0.0
2 "	0.0	0.0
3 "	0.0	0.0
4 "	0.0	0.0
6 "	0.0	0.0
8 "	0.0	0.0
10 "	0.0	0.0
12 "	0.0	0.0
Total Commercial Fixed Char	0.0	0.0
Industrial		
5/8 "	0.0	0.0
3/4 "	0.0	0.0
1 "	0.0	0.0
1 1/2 "	0.0	0.0
2 "	0.0	0.0
3 "	0.0	0.0
4 "	0.0	0.0
6 "	0.0	0.0
8 "	0.0	0.0
10 "	0.0	0.0
12 "	0.0	0.0
Total Industrial Fixed Char	0.0	0.0
Municipal		
5/8 "	0.0	0.0
3/4 "	0.0	0.0
1 "	0.0	0.0
1 1/2 "	0.0	0.0
2 "	0.0	0.0
3 "	0.0	0.0
4 "	0.0	0.0
6 "	0.0	0.0
8 "	0.0	0.0
10 "	0.0	0.0
12 "	0.0	0.0
Total Municipal Fixed Char	0.0	0.0

Kentucky American Water Company  
Case No. 2012-00520  
W/P - 2-2 Bill Analysis Support  
Exhibits\Revenue\Support\2013 Water Revenue  
Template - Pass 3.xls\Kentucky  
Witness Responsible: Linda Bridwell

Sale for Resale	0.0	0.0
Private Fire	0.0	0.0
Public Fire	0.0	0.0
Flat Rate	0.0	0.0
Miscellaneous	0.0	0.0
<b>Total Fixed Charges</b>	<b>0.0</b>	<b>0.0</b>

<b>Total Rate Case Increased Revenue (\$000)</b>	2014	2015
Residential	0.0	0.0
Commercial	0.0	0.0
Industrial	0.0	0.0
Municipal	0.0	0.0
Sale for Resale	0.0	0.0
Private Fire	0.0	0.0
Public Fire	0.0	0.0
Flat Rate	0.0	0.0
Miscellaneous	0.0	0.0
Other Revenue (PW4)	0.0	0.0
<b>Total</b>	<b>0.0</b>	<b>0.0</b>

<b>Total Water Revenue (\$000)</b>	2014	2015
Residential	44,450.4	44,518.7
Commercial	21,248.1	21,210.7
Industrial	2,147.4	2,147.4
Municipal	6,278.2	6,278.2
Sale for Resale	1,744.8	1,744.8
Private Fire	5,664.0	5,664.0
Public Fire	0.0	0.0
Flat Rate	0.0	0.0
Miscellaneous	0.0	0.0
Other Revenue (PW4)	0.0	0.0
<b>Total</b>	<b>81,533.0</b>	<b>81,563.9</b>

<b>Uncollectible Expenses (\$000s)</b>	2014	2015
Customer Account Write Off		
Customer Account Write Off		
<b>Customer Account % Tot</b>		
Uncollectible Account		
Normalization of Uncollect		
<b>SubTotal Uncollectible Ac</b>	<b>0.0</b>	<b>0.0</b>
<b>Miscellaneous Write Off/I</b>		
Uncollectible Accounts - N		
Normalization of Uncollect		
<b>SubTotal Uncollectible Ac</b>	<b>0.0</b>	<b>0.0</b>



Kentucky American Water Company  
Case No. 2012-00520  
W/P - 2-2 Bill Analysis Support  
Exhibits\Revenue\Support\2013 Water Revenue  
Template - Pass 3.xls\Kentucky  
Witness Responsible: Linda Bridwell

**Total Uncollectible (\$000s;**  
**Total % Uncollectible**

	2014	2015
Total Usage	12,100,410.3	12,101,797.3

**System Delivery(000s Gallons)**

	2014	2015
Total Usage	12,100,410.3	12,101,797.3
<b>Historical % Loss (NRW%)</b>		
2008		
2009		
2010		
2011		
2012		

How many year average?  
Normalization Adjustment  
Calculated % Loss  
**System Delivery**  
**NRW %**  
**NRW (000s Gallons)**

	2014	2015
System Delivery	13,816,692.3	12,101,797.3
NRW %	12.4%	0.0%
NRW (000s Gallons)	1,716,282.1	0.0

**UNBILLED & BILLED Revenue**

**Pre-Rate Case Water Revenue (\$000)**

	2014	2015
Residential	44,450.4	44,518.7
Commercial	21,248.1	21,210.7
Industrial	2,147.4	2,147.4
Municipal	6,278.2	6,278.2
Sale for Resale	1,744.8	1,744.8
Private Fire	5,664.0	5,664.0
Public Fire	0.0	0.0
Flat Rate	0.0	0.0
Miscellaneous	0.0	0.0
Other Revenue (PW4)	0.0	0.0
<b>Total</b>	<b>81,533.0</b>	<b>81,563.9</b>

**Total Water Rate Case (\$000)**

	2014	2015
Residential	0.0	0.0
Commercial	0.0	0.0
Industrial	0.0	0.0
Municipal	0.0	0.0
Sale for Resale	0.0	0.0
Private Fire	0.0	0.0
Public Fire	0.0	0.0
Flat Rate	0.0	0.0
Miscellaneous	0.0	0.0
Other Revenue (PW4)	0.0	0.0

Kentucky American Water Company  
Case No. 2012-00520  
W/P - 2-2 Bill Analysis Support  
Exhibits\Revenue\Support\2013 Water Revenue  
Template - Pass 3.xls\Kentucky  
Witness Responsible: Linda Bridwell

	2014	2015
<b>Total</b>	0.0	0.0
<b>Total Water Revenue (\$000)</b>		
Residential	44,450.4	44,518.7
Commercial	21,248.1	21,210.7
Industrial	2,147.4	2,147.4
Municipal	6,278.2	6,278.2
Sale for Resale	1,744.8	1,744.8
Private Fire	5,664.0	5,664.0
Public Fire	0.0	0.0
Flat Rate	0.0	0.0
Miscellaneous	0.0	0.0
Other Revenue (P04)	0.0	0.0
<b>Total</b>	81,533.0	81,563.9

**Average Revenue per Day (\$)**

Group M - Monthly Customers	2014	2015
1 - Residential	1,461,363.0	1,463,647.1
2 - Commercial	698,478.9	697,267.9
3 - Industrial	70,602.1	70,602.1
4 - Other Public Authority	206,306.6	206,306.6
5 - Other Water Utility	57,411.2	57,411.2
6 - Private Fire Service	186,371.1	186,371.1
7 - Miscellaneous	0.0	0.0
8 - Public Fire Service	0.0	0.0
9 - Private Fire Service Meter	0.0	0.0

**Group D - Bi-Monthly Customers**

	2014	2015
1 - Residential	0.0	0.0
2 - Commercial	0.0	0.0
3 - Industrial	0.0	0.0
4 - Other Public Authority	0.0	0.0
5 - Other Water Utility	0.0	0.0
6 - Private Fire Service	0.0	0.0
7 - Miscellaneous	0.0	0.0
8 - Public Fire Service	0.0	0.0
9 - Private Fire Service Meter	0.0	0.0

**NOTE: Read and billed during the odd numbered n**

**Group E - Bi-Monthly Customers**

	2014	2015
1 - Residential	0.0	0.0
2 - Commercial	0.0	0.0

Kentucky American Water Company

Case No. 2012-00520

W/P - 2-2 Bill Analysis Support

Exhibits\Revenue\Support\2013 Water Revenue

Template - Pass 3.xls\Kentucky

Witness Responsible: Linda Bridwell

3 - Industrial	0.0	0.0
4 - Other Public Authority	0.0	0.0
5 - Other Water Utility	0.0	0.0
6 - Private Fire Service	0.0	0.0
7 - Miscellaneous	0.0	0.0
8 - Public Fire Service	0.0	0.0
9 - Private Fire Service Meter	0.0	0.0

**NOTE: Read and billed during the even numbered i**

**Group A - Quarterly Customers**

	2014	2015
1 - Residential	0.0	0.0
2 - Commercial	0.0	0.0
3 - Industrial	0.0	0.0
4 - Other Public Authority	0.0	0.0
5 - Other Water Utility	0.0	0.0
6 - Private Fire Service	0.0	0.0
7 - Miscellaneous	0.0	0.0
8 - Public Fire Service	0.0	0.0
9 - Private Fire Service Meter	0.0	0.0

**NOTE: Read and billed during January, April, July &**

**Group B - Quarterly Customers**

	2014	2015
1 - Residential	0.0	0.0
2 - Commercial	0.0	0.0
3 - Industrial	0.0	0.0
4 - Other Public Authority	0.0	0.0
5 - Other Water Utility	0.0	0.0
6 - Private Fire Service	0.0	0.0
7 - Miscellaneous	0.0	0.0
8 - Public Fire Service	0.0	0.0
9 - Private Fire Service Meter	0.0	0.0

**NOTE: Read and billed during February, May, Aug**

**Group C - Quarterly Customers**

	2014	2015
1 - Residential	0.0	0.0
2 - Commercial	0.0	0.0
3 - Industrial	0.0	0.0
4 - Other Public Authority	0.0	0.0
5 - Other Water Utility	0.0	0.0
6 - Private Fire Service	0.0	0.0
7 - Miscellaneous	0.0	0.0
8 - Public Fire Service	0.0	0.0
9 - Private Fire Service Meter	0.0	0.0

**NOTE: Read and billed during March, June, Septen**

Kentucky American Water Company  
Case No. 2012-00520  
W/P - 2-2 Bill Analysis Support  
Exhibits\Revenue\Support\2013 Water Revenue  
Template - Pass 3.xls\Kentucky  
Witness Responsible: Linda Bridwell

All Customers Average Revenue per Day (\$)	2014	2015
1 - Residential	1,461,363.0	1,463,647.1
2 - Commercial	698,478.9	697,267.9
3 - Industrial	70,602.1	70,602.1
4 - Other Public Authority	206,306.6	206,306.6
5 - Other Water Utility	57,411.2	57,411.2
6 - Private Fire Service	186,371.1	186,371.1
7 - Miscellaneous	0.0	0.0
8 - Public Fire Service	0.0	0.0
9 - Private Fire Service Meter	0.0	0.0

NOTE: Percents in Column D should total 100% for

**Average Unbilled Days**

**Group M - Monthly Customers**

- 1 - Residential
- 2 - Commercial
- 3 - Industrial
- 4 - Other Public Authority
- 5 - Other Water Utility
- 6 - Private Fire Service
- 7 - Miscellaneous
- 8 - Public Fire Service
- 9 - Private Fire Service Meter

**Group D - Bi-Monthly Customers**

- 1 - Residential
- 2 - Commercial
- 3 - Industrial
- 4 - Other Public Authority
- 5 - Other Water Utility
- 6 - Private Fire Service
- 7 - Miscellaneous
- 8 - Public Fire Service
- 9 - Private Fire Service Meter

**Group E - Bi-Monthly Customers**

- 1 - Residential
- 2 - Commercial
- 3 - Industrial
- 4 - Other Public Authority
- 5 - Other Water Utility
- 6 - Private Fire Service
- 7 - Miscellaneous

Kentucky American Water Company  
 Case No. 2012-00520  
 W/P - 2-2 Bill Analysis Support  
 Exhibits\Revenue\Support\2013 Water Revenue  
 Template - Pass 3.xls\Kentucky  
 Witness Responsible: Linda Bridwell  
 8 - Public Fire Service  
 9 - Private Fire Service Meter

**Group A - Quarterly Customers**

- 1 - Residential
- 2 - Commercial
- 3 - Industrial
- 4 - Other Public Authority
- 5 - Other Water Utility
- 6 - Private Fire Service
- 7 - Miscellaneous
- 8 - Public Fire Service
- 9 - Private Fire Service Meter

**Group B - Quarterly Customers**

- 1 - Residential
- 2 - Commercial
- 3 - Industrial
- 4 - Other Public Authority
- 5 - Other Water Utility
- 6 - Private Fire Service
- 7 - Miscellaneous
- 8 - Public Fire Service
- 9 - Private Fire Service Meter

**Group C - Quarterly Customers**

- 1 - Residential
- 2 - Commercial
- 3 - Industrial
- 4 - Other Public Authority
- 5 - Other Water Utility
- 6 - Private Fire Service
- 7 - Miscellaneous
- 8 - Public Fire Service
- 9 - Private Fire Service Meter

**Unbilled Revenue (\$000)**

Group M - Monthly Customers	2014	2015
1 - Residential	28,333.4	30,022.2
2 - Commercial	14,480.5	15,373.5
3 - Industrial	1,381.6	1,506.2
4 - Other Public Authority	4,179.9	4,376.9
5 - Other Water Utility	1,513.3	1,559.7
6 - Private Fire Service	0.0	0.0

Kentucky American Water Company  
Case No. 2012-00520

WIP - 2 Bill Analysis Support  
Exhibits\Revenue\Support\KYAM 042012  
Bill Analysis.xlsx\KY-AM All Dist  
Witness Responsible: Linda Briwell  
**April 2012 Actual**

Rates for General Water Service

	Meter Charge	Current Rates 12/14/2010	Proposed Rates xxxxxx
	5/8	\$8.90	\$8.90
	3/4	\$13.35	\$13.35
	1	\$22.25	\$22.25
	1 1/2	\$44.50	\$44.50
	2	\$71.20	\$71.20
	3	\$133.50	\$133.50
	4	\$222.50	\$222.50
	6	\$445.00	\$445.00
	8	\$712.00	\$712.00
<b>Residential</b>			
Consumption - CCF	All Usage	\$3,975300	\$3,975300
		3	
<b>Residential</b>			
Consumption - 1,000 Gals	All Usage	\$5,300400	\$5,300400
<b>Commercial</b>			
Consumption - CCF	All Usage	\$3,621000	\$3,621000
<b>Commercial</b>			
Consumption - 1,000 Gals	All Usage	\$4,828000	\$4,828000
<b>Industrial</b>			
Consumption - CCF	All Usage	\$2,921000	\$2,921000
<b>Industrial</b>			
Consumption - 1,000 Gals	All Usage	\$3,894670	\$3,894670
<b>OPA</b>			
Consumption - CCF	All Usage	\$3,163900	\$3,163900
<b>OPA</b>			
Consumption - 1,000 Gals	All Usage	\$4,245200	\$4,245200
<b>OWU</b>			
Consumption - CCF	All Usage	\$3,157000	\$3,157000
<b>OWU</b>			
Consumption - 1,000 Gals	All Usage	\$4,209330	\$4,209330
<b>Misc.</b>			
Consumption - 1,000 Gals	9999999.99	0.033750	\$0.033750
Local	9999999.99	0.000000	\$0.000000
<b>Private Fire</b>			
	Hydrant	\$72.52	\$72.52
	2	\$145.04	\$145.04
	4	\$290.08	\$290.08
	6	\$435.12	\$435.12
	8	\$580.16	\$580.16
	10	\$725.20	\$725.20
	12	\$870.24	\$870.24
	14	\$1,015.28	\$1,015.28
	16	\$1,160.32	\$1,160.32
<b>Public Fire</b>			
	Hydrant	\$37.84	\$37.84
	Hydrant Fee	\$2.28	\$2.28









Kentucky American Water Company  
Case No. 2012-0620  
W/P - 2-Bill Analysis Support  
Exhibits\RevenueSupport\KYAM 042012  
Bill Analysis.xls\KY-AM All Dist  
Witness Responsible: Linda Birdwell  
April 2012 Actual

**SALES FOR RESALE**

	ASMT	ASMA	ASMAA	ASMAC	BSM4	Total
--	------	------	-------	-------	------	-------

Meter Charge	5/8	3/4	1	1 1/2	2	3	4	6	8	Total
	-	-	-	-	4.00	2.00	2.00	1.00	-	4.00
	-	-	-	-	8.00	2.00	2.00	1.00	-	8.00
	-	-	-	-	7.00	2.00	2.00	1.00	-	7.00
	-	-	-	-	5.00	2.00	2.00	1.00	-	5.00
	-	-	-	-	24.00	7.00	7.00	1.00	-	24.00

Total Meters

Consumption CCF	All Usage	Total
	35,896.00	34.00
	51.00	35,931.00

Consumption 1,000 Gals	All Usage	Total
	-	-

Revenue at Current Rates	Service Charge	Consumption Charges	Bill/Budget Analysis Total
\$0.00	\$2,732.30	\$605.20	\$1,121.40
\$0.00	\$113,323.67	\$107.34	\$0.00
\$0.00	\$116,055.97	\$712.54	\$1,121.40
			\$232.21
			\$118,122.12

Bill Analysis Revenue	Less: Credits	Net Revenue Summary	Misc journal entries	Difference - Dollars	Difference - Percent
\$0.00	\$116,055.97	\$712.54	\$1,121.40	\$232.21	\$118,122.12
					\$0.00
					\$0.01
					0.0000%

Bill Analysis Sales (M gals)	Less: Credits	Net Revenue Summary	Difference - M Gals	Difference - Percent
-	26,922.00	25.50	38.25	26,985.75
				26,985.75
				0.0000%

Kentucky American Water Company  
Case No. 2012-00520

W/P - 2-2 Bill Analysis Support  
Exhibits\Revenue\Support\KYAM 042012  
Bill Analysis.xlsx\KY-AM All Dist  
Witness Responsible: Linda Birdwell

Number of Meters

MISCELLANEOUS

	LOCAL	KYAWC	Total
Meter Charge			
5/8			
3/4			
1			
1 1/2			
2			
3			
4			
6			
8			

Total Meters

Consumption CCF	104,761.00	104,761.00
-----------------	------------	------------

Consumption 1,000 Gals	
------------------------	--

Revenue at Current Rates	\$0.00
Services Charge	\$0.00
Consumption Charges	\$0.00
Bill/Budget Analysis Total	\$0.00

Bill Analysis Revenue	\$0.00
Less: Credits	\$268.14
Total	\$0.00
Net Revenue Summary	\$0.00
Misc Journal entries	\$0.00
Difference - Dollars	(\$14.22)
Difference - Percent	-5.1913%

Bill Analysis Sales (M gals)	78,570.75
Less: Credits	0.44
Total	78,571.19
Net Revenue Summary	78,684.34
Difference - M Gals	113.15
Difference - Percent	0.1438%

Kentucky American Water Company  
Case No. 2012-00520

W/P - 2-2 Bill Analysis Support  
Exhibits\RevenueSupport\KYAM 042012  
Bill Analysis.xlsx\KY-AM All Dist  
Witness Responsible: Linda Briwell

Service Size	Hydrant	FBMZA	FBMTA	FBMTB	FBMTC	FBMTD	FBMTE	FBMTF	FBMTG	FBMTH	Total
	2"	1,083									1,083
	4"		62	383							62
	6"				868						868
	8"					269					269
	10"						8				8
	12"							4			4
	14"									1	1
	16"										
	Total	1,083	62	383	868	269	8	4	-	1	2,678
Bill Analysis - Current Rates		\$78,570.34	\$502.82	\$12,501.53	\$63,676.70	\$35,101.81	\$1,631.52	\$1,175.00	\$0.00	\$522.19	\$193,681.92
Less: Credits											(\$2,930.35)
Revenue Summary											\$190,751.57
Difference - Dollars											\$190,752.16
Difference - Percent											-0.0003%

Kentucky American Water Company  
PUBLIC FIRE SERVICE  
April 2012 Actual

Service Size	Hydrant	FBMTA	FBM2	Total
	Hydrant Fee	7,418	1,834	9,252
	Total	7,418	1,834	9,252
Bill Analysis - Current Rates		\$280,697.12	\$4,181.52	\$284,878.64
Less: Credits				\$1,654.98
Revenue Summary				\$283,045.12
Hydrant fee - not included in GL				\$4,181.52
Adjusted Revenue Summary				\$285,045.12
Difference - Dollars				\$0.00
Difference - Percent				0.0000%

PUBLIC FIRE

Kentucky American Water Company  
Case No. 2012-00520  
W/P - 2-2 Bill Analysis Support  
Exhibits/Revenue/Support/KYAM  
052012 Bill Analysis.xlsj|KY-AM All Dist  
Witness Responsible: Linda Bridwell

May 2012 Actual Rates for General Water Service		Meter Charge	Current Rates 12/14/2010	Proposed Rates x/xx/xx
		5/8	\$8.90	\$8.90
		3/4	\$13.35	\$13.35
		1	\$22.25	\$22.25
		1 1/2	\$44.50	\$44.50
		2	\$71.20	\$71.20
		3	\$133.50	\$133.50
		4	\$222.50	\$222.50
		6	\$445.00	\$445.00
		8	\$712.00	\$712.00
<b>Consumption - CCF</b>		<b>Residential</b> All Usage	\$3.975300	\$3.975300
<b>Consumption - 1,000 Gals</b>		<b>Residential</b> All Usage	\$5.300400	\$5.300400
<b>Consumption - CCF</b>		<b>Commercial</b> All Usage	\$3.621000	\$3.621000
<b>Consumption - 1,000 Gals</b>		<b>Commercial</b> All Usage	\$4.828000	\$4.828000
<b>Consumption - CCF</b>		<b>Industrial</b> All Usage	\$2.921000	\$2.921000
<b>Consumption - 1,000 Gals</b>		<b>Industrial</b> All Usage	\$3.894670	\$3.894670
<b>Consumption - CCF</b>		<b>OPA</b> All Usage	\$3.183900	\$3.183900
<b>Consumption - 1,000 Gals</b>		<b>OPA</b> All Usage	\$4.245200	\$4.245200
<b>Consumption - CCF</b>		<b>OWU</b> All Usage	\$3.157000	\$3.157000
<b>Consumption - 1,000 Gals</b>		<b>OWU</b> All Usage	\$4.209330	\$4.209330
<b>Consumption - 1,000 Gals</b>	<b>Local</b>	<b>Misc.</b>	0.033750	\$0.033750
<b>Private Fire</b>	<b>KYAWC</b>	999999.99	0.000000	\$0.000000
		Hydrant	\$72.52	\$72.52
		2	\$8.11	\$8.11
		4	\$32.63	\$32.63
		6	\$73.40	\$73.40
		8	\$130.49	\$130.49
		10	\$203.94	\$203.94
		12	\$283.75	\$283.75
		14	\$369.89	\$369.89
		16	\$522.19	\$522.19
<b>Public Fire</b>		Hydrant	\$37.84	\$37.84
		Hydrant Fee	\$2.28	\$2.28





O2MC2	O2MC1	O2MC2	Total
6.00			4,571.53
2.00	1.00		2,358.94
2.00	1.00	1.00	173.70
			1,817.60
			12.00
			26.24
	1.00	1.00	12.00
			11.00
10.00	2.00	2.00	8,984.01
28.00		330.00	399,658.00
			-
\$240.30	\$115.70	\$516.20	250,950.45
\$101.39	\$0.00	\$1,194.93	1,447,161.62
\$341.69	\$115.70	\$1,711.13	\$1,698,112.07
\$341.69	\$115.70	\$1,711.13	1,698,112.07
\$341.69	\$115.70	\$1,711.13	(\$17,827.46)
			\$1,680,284.61
			\$1,683,063.16
			\$2,778.55
			0.1651%
21.00	-	247.50	299,743.50
			978.20
21.00	-	247.50	300,721.70
			300,951.93
			230.23
			0.0765%









Kentucky American Water Company  
Case No. 2012-00520  
W/P - 2-2 Bill Analysis Support  
Exhibits/Revenue/Support\KYAM 052012  
Bill Analysis.xlsx\KY-AM All Dist  
Witness Responsible: Linda Bridwell  
May 2012 Actual  
Number of Meters

MISCELLANEOUS		LOCAL	KYAWC	Total
Meter Charge	5/8	-	-	-
	3/4	-	-	-
	1	-	-	-
	1 1/2	-	-	-
	2	-	-	-
	3	-	-	-
	4	-	-	-
	6	-	-	-
	8	-	-	-

Total Meters - - - - -

Consumption CCF	All Usage	4,927.00	4,927.00

Consumption 1,000 Gals	All Usage	-	-

Revenue at Current Rates			
Service Charge	\$0.00		
Consumption Charges	\$0.00		
	\$0.00	\$0.00	\$0.00

Bill/Budget Analysis Total

Bill Analysis Revenue	\$0.00	\$0.00	\$0.00
Less: Credits			\$866.77
Total	\$0.00	\$0.00	\$866.77
Net Revenue Summary			\$880.99
Misc journal entries			\$0.00
Difference - Dollars			\$14.22
Difference - Percent			1.6141%

Bill Analysis Sales (M gals)		3,695.25	3,695.25
Less: Credits			114.47
Total		3,695.25	3,809.72
Net Revenue Summary			3,822.25
Difference - M Gals			12.53
Difference - Percent			0.3279%

Kentucky American Water Company  
Case No. 2012-00520  
W/P - 2-2 Bill Analysis Support  
Exhibits\Revenue\Support\KYAM\_052012  
Bill Analysis.xlsx\KY-AM All Dist  
Witness Responsible: Linda Bridwell  
May 2012 Actual

Service Size	F6M2A	F6M1A	F6M1B	F6M1C	F6M1D	F6M1E	F6M1F	F6M1G	F6M1H	Total
Hydrant										
2"	1,090	62								1,090
4"			400							62
6"				865						400
8"					269					865
10"						8				269
12"							4			8
14"										4
16"									1	-
Total	1,090	62	400	865	269	8	4	-	1	2,699
Bill Analysis - Current Rates	\$79,044.62	\$502.82	\$13,052.00	\$63,505.68	\$35,101.81	\$1,631.52	\$1,175.00	\$0.00	\$522.19	\$194,535.64
Total										\$200,268.77
Revenue Summary										\$5,733.13
Difference - Dollars										\$200,268.53
Difference - Percent										0.0001%

**PRIVATE FIRE**

Kentucky American Water Company  
**PUBLIC FIRE SERVICE**

Service Size	F8M1A	F9M2	Total
Hydrant			
Hydrant Fee	7,422	1,856	9,278
Total	7,422	1,856	9,278
Bill Analysis - Current Rates	\$280,848.48	\$4,231.68	\$285,080.16
Less: Credits			\$0.00
Total Bill Analysis			\$285,080.16
Revenue Summary			\$280,848.48
Hydrant fee - not included in GL			\$4,231.68
Adjusted Revenue Summary			\$285,080.16
Difference - Dollars			\$0.00
Difference - Percent			0.0000%

**PUBLIC FIRE**

Kentucky American Water Company  
Case No. 2012-00520  
W/P - 2-2 Bill Analysis Support  
Exhibits\Revenue\Support\KYAM  
062012 Bill Analysis.xlsx\KY-AM All Dist  
Witness Responsible: Linda Bridwell  
June 2012 Actual

Rates for General Water Service

	Meter Charge	Current Rates 12/14/2010	Proposed Rates xxxxxx
	5/8	\$8.90	\$8.90
	3/4	\$13.35	\$13.35
	1	\$22.25	\$22.25
	1 1/2	\$44.50	\$44.50
	2	\$71.20	\$71.20
	3	\$133.50	\$133.50
	4	\$222.50	\$222.50
	6	\$445.00	\$445.00
	8	\$712.00	\$712.00
<b>Residential</b>	<b>Residential</b>	<b>\$3.976300</b>	<b>\$3.976300</b>
Consumption - CCF	All Usage		
<b>Residential</b>	<b>Residential</b>	<b>\$5.300400</b>	<b>\$5.300400</b>
Consumption - 1,000 Gals	All Usage		
<b>Commercial</b>	<b>Commercial</b>	<b>\$3.621000</b>	<b>\$3.621000</b>
Consumption - CCF	All Usage		
<b>Commercial</b>	<b>Commercial</b>	<b>\$4.828000</b>	<b>\$4.828000</b>
Consumption - 1,000 Gals	All Usage		
<b>Industrial</b>	<b>Industrial</b>	<b>\$2.921000</b>	<b>\$2.921000</b>
Consumption - CCF	All Usage		
<b>Industrial</b>	<b>Industrial</b>	<b>\$3.894670</b>	<b>\$3.894670</b>
Consumption - 1,000 Gals	All Usage		
<b>OPA</b>	<b>OPA</b>	<b>\$3.183900</b>	<b>\$3.183900</b>
Consumption - CCF	All Usage		
<b>OPA</b>	<b>OPA</b>	<b>\$4.245200</b>	<b>\$4.245200</b>
Consumption - 1,000 Gals	All Usage		
<b>OWU</b>	<b>OWU</b>	<b>\$3.157000</b>	<b>\$3.157000</b>
Consumption - CCF	All Usage		
<b>OWU</b>	<b>OWU</b>	<b>\$4.209330</b>	<b>\$4.209330</b>
Consumption - 1,000 Gals	All Usage		
<b>Misc.</b>	<b>Misc.</b>	<b>0.033750</b>	<b>\$0.033750</b>
Consumption - 1,000 Gals	9999999.99		
Local	9999999.99	0.000000	\$0.000000
KYAWC			
<b>Private Fire</b>	Hydrant	\$72.52	\$72.52
	2	\$8.11	\$8.11
	4	\$32.63	\$32.63
	6	\$73.40	\$73.40
	8	\$130.49	\$130.49
	10	\$203.94	\$203.94
	12	\$293.75	\$293.75
	14	\$399.89	\$399.89
	16	\$522.19	\$522.19
<b>Public Fire</b>	Hydrant	\$37.84	\$37.84
	Hydrant Fee	\$2.28	\$2.28







Kentucky American Water Company  
Case No. 2012-00520

W/P - 2-2 Bill Analysis Support  
Exhibits\Revenue\Support\KYAM  
062012 Bill Analysis.xlsx\KY-AM All Dist  
Witness Responsible: Linda Bridwell  
June 2012 Actual

Number of Meters

**INDUSTRIAL**

O2M2C	O2MC1	O2MC2	Total	A3M1	A3M4	A3M4A	A3M4C	Total
6.00			4,590.87		3.00			3.00
2.00	1.00		2,386.67		1.00	1.00		1.00
2.00	1.00	1.00	1,830.33		1.00		1.00	2.00
			14.00		13.00		9.00	22.00
			28.00		3.00		8.00	11.00
		1.00	13.00		1.00		6.00	7.00
			11.00					-

10.00	2.00	2.00	9,047.17	-	22.00	1.00	24.00	47.00
-------	------	------	----------	---	-------	------	-------	-------

<b>Consumption CCF</b>								
76.00		387.00	494,902.00		63,281.00		1,674.00	64,955.00

<b>Consumption 1,000 Gals</b>								
			-					-

Revenue at Current Rates	Service Charge	Consumption Charges	Bill/Budget Analysis Total
\$240.30	\$93.45	\$516.20	253,709.50
\$275.20	\$0.00	\$1,401.33	1,790,171.71
\$515.50	\$93.45	\$1,917.53	\$2,043,881.20

Bill Analysis Revenue	Less: Credits	Total	Net Revenue Summary	Misc journal entries	Difference - Dollars	Difference - Percent
\$515.50	\$93.45	\$1,917.53	2,043,881.20	\$20,224.16	\$2,064,105.36	-0.0511%
				\$2,063,050.81		
					(\$1,054.55)	

Bill Analysis Sales (M gals)	Less: Credits	Total	Net Revenue Summary	Difference - M Gals	Difference - Percent
57.00	-	290.25	370,789.50	244.48	0.0661%
			(1,054.92)		
			369,734.58		

57.00	-	290.25	369,734.58	244.48	0.0661%
			48,716.25		
			48,716.25		
					0.0000%





Kentucky American Water Company  
Case No. 2012-00520  
W/P - 2-2 Bill Analysis Support  
Exhibits\RevenueSupport\KYAM  
062012 Bill Analysis.xlsx\KY-AM All Dist  
Witness Responsible: Linda Bridwell  
June 2012 Actual

**PRIVATE FIRE**

Service Size	F6M2A	F6M1A	F6M1B	F6M1C	F6M1D	F6M1E	F6M1F	F6M1G	F6M1H	Total
Hydrant	1,088									1,088
2"		62								62
4"			391							391
6"				868						868
8"					268					268
10"						8				8
12"							4			4
14"										-
16"									1	1
Total	1,088	62	391	868	268	8	4	-	1	2,690
Bill Analysis - Current Rates	\$78,923.52	\$502.82	\$12,748.54	\$63,738.36	\$34,896.09	\$1,631.52	\$1,175.00	\$0.00	\$522.19	\$194,178.03
Less: Credits										(\$0.01)
Total										\$194,178.02
Revenue Summary										\$194,178.22
Difference - Dollars										(\$0.20)
Difference - Percent										-0.0001%

Kentucky American Water Company  
**PUBLIC FIRE SERVICE**

**PUBLIC FIRE**

Service Size	F8M1A	F9M2	Total
Hydrant	7,422		7,422
Hydrant Fee		1,857	1,857
Total	7,422	1,857	9,279
Bill Analysis - Current Rates	\$280,848.48	\$4,233.96	\$285,082.44
Less: Credits		\$0.00	\$0.00
Total Bill Analysis			\$285,082.44
Revenue Summary			\$280,848.48
Hydrant fee - not included in GL			\$4,233.96
Adjusted Revenue Summary			\$285,082.44
Difference - Dollars			\$0.00
Difference - Percent			0.0000%

Kentucky American Water Company  
Case No. 2012-00520  
W/P - 2-2 Bill Analysis Support  
Exhibits/Revenue/Support(KYAM  
072012 Bill Analysis.xlsx|KY-AM All Dist  
Witness Responsible: Linda Bridwell  
**July 2012 Actual**

Rates for General Water Service

Meter Charge	Current Rates 12/14/2010	Proposed Rates x/xx/xx
5/8	\$8.90	\$8.90
3/4	\$13.35	\$13.35
1	\$22.25	\$22.25
1 1/2	\$44.50	\$44.50
2	\$71.20	\$71.20
3	\$133.50	\$133.50
4	\$222.50	\$222.50
6	\$445.00	\$445.00
8	\$712.00	\$712.00
<b>Residential</b> All Usage	\$3.975300	\$3.975300
<b>Residential</b> All Usage	\$5.300400	\$5.300400
<b>Commercial</b> All Usage	\$3.621000	\$3.621000
<b>Commercial</b> All Usage	\$4.828000	\$4.828000
<b>Industrial</b> All Usage	\$2.921000	\$2.921000
<b>Industrial</b> All Usage	\$3.894670	\$3.894670
<b>OPA</b> All Usage	\$3.183900	\$3.183900
<b>OPA</b> All Usage	\$4.245200	\$4.245200
<b>OWU</b> All Usage	\$3.157000	\$3.157000
<b>OWU</b> All Usage	\$4.209330	\$4.209330
<b>Misc.</b> 999999.99	0.033750	\$0.033750
<b>Misc.</b> 999999.99	0.000000	\$0.000000
Hydrant 2	\$72.52	\$72.52
4	\$8.11	\$8.11
6	\$32.63	\$32.63
8	\$73.40	\$73.40
10	\$130.49	\$130.49
12	\$203.94	\$203.94
14	\$283.75	\$283.75
16	\$399.89	\$399.89
Hydrant Fee	\$522.19	\$522.19
<b>Public Fire</b> Hydrant Fee	\$37.84	\$37.84
	\$2.28	\$2.28



Kentucky American Water Company  
Case No. 2012-00520  
W/P - 2-2 Bill Analysis Support  
Exhibits/Revenue/Support\KYAM  
072012 Bill Analysis.xlsx\KY-AM All Dist  
Witness Responsible: Linda Bridwell  
July 2012 Actual  
Number of Meters

	A2M1	A2M4	A2M4A	A2M4C	A2M4D	A2M4M	B2M1	B2M4	B2M4A	B2M4M	H2M1	H2M4	O2M2	O2M2B
Meter Charge		4,544.72	1.00			2.27		39.10				1.00	59.00	4.00
5/8														
3/4														
1		2,355.20	2.00	5.00		2.00		2.00					12.00	4.00
1 1/2		156.33		9.20		5.00							2.00	
2		1,598.43	5.07	115.87		97.00		4.00					11.00	
3		15.47												
4		8.00	1.00	11.00		8.00								
6		3.27		1.00		7.20								
8		6.00				5.00								

**COMMERCIAL**

Total Meters	-	8,887.42	9.07	142.07	-	126.47	-	45.10	-	-	-	1.00	84.00	8.00
--------------	---	----------	------	--------	---	--------	---	-------	---	---	---	------	-------	------

**Consumption CCF**

All Usage	474,432.50	17.00				97,599.00		628.00				10.00	851.00	107.00
-----------	------------	-------	--	--	--	-----------	--	--------	--	--	--	-------	--------	--------

**Consumption 1,000 Gals**

All Usage														
-----------	--	--	--	--	--	--	--	--	--	--	--	--	--	--

Revenue at Current Rates	\$0.00	\$223,188.50	\$636.88	\$11,663.09	\$0.00	\$15,737.60	\$0.00	\$677.29	\$0.00	\$0.00	\$0.00	\$8.90	\$1,664.30	\$124.60
Service Charge	\$0.00	\$1,717,920.08	\$61.56	\$0.00	\$0.00	\$353,405.98	\$0.00	\$2,273.99	\$0.00	\$0.00	\$0.00	\$36.21	\$3,081.47	\$387.45
Consumption Charges	\$0.00	\$1,941,108.59	\$698.44	\$11,663.09	\$0.00	\$369,143.58	\$0.00	\$2,951.28	\$0.00	\$0.00	\$0.00	\$45.11	\$4,745.77	\$512.05

Bill/Budget Analysis Total	\$0.00	\$1,941,108.59	\$698.44	\$11,663.09	\$0.00	\$369,143.58	\$0.00	\$2,951.28	\$0.00	\$0.00	\$0.00	\$45.11	\$4,745.77	\$512.05
----------------------------	--------	----------------	----------	-------------	--------	--------------	--------	------------	--------	--------	--------	---------	------------	----------

Bill Analysis Revenue	\$0.00	\$1,941,108.59	\$698.44	\$11,663.09	\$0.00	\$369,143.58	\$0.00	\$2,951.28	\$0.00	\$0.00	\$0.00	\$45.11	\$4,745.77	\$512.05
Less: Credits	\$0.00	\$1,941,108.59	\$698.44	\$11,663.09	\$0.00	\$369,143.58	\$0.00	\$2,951.28	\$0.00	\$0.00	\$0.00	\$45.11	\$4,745.77	\$512.05
Total	\$0.00	\$1,941,108.59	\$698.44	\$11,663.09	\$0.00	\$369,143.58	\$0.00	\$2,951.28	\$0.00	\$0.00	\$0.00	\$45.11	\$4,745.77	\$512.05
Net Revenue Summary	\$0.00	\$1,941,108.59	\$698.44	\$11,663.09	\$0.00	\$369,143.58	\$0.00	\$2,951.28	\$0.00	\$0.00	\$0.00	\$45.11	\$4,745.77	\$512.05
Misc Journal Entries	\$0.00	\$1,941,108.59	\$698.44	\$11,663.09	\$0.00	\$369,143.58	\$0.00	\$2,951.28	\$0.00	\$0.00	\$0.00	\$45.11	\$4,745.77	\$512.05
Difference - Dollars	\$0.00	\$1,941,108.59	\$698.44	\$11,663.09	\$0.00	\$369,143.58	\$0.00	\$2,951.28	\$0.00	\$0.00	\$0.00	\$45.11	\$4,745.77	\$512.05
Difference - Percent	\$0.00	\$1,941,108.59	\$698.44	\$11,663.09	\$0.00	\$369,143.58	\$0.00	\$2,951.28	\$0.00	\$0.00	\$0.00	\$45.11	\$4,745.77	\$512.05

Bill Analysis Sales (M gals)	-	355,824.38	12.75	-	-	73,199.25	-	471.00	-	-	-	7.50	638.25	80.25
Less: Credits	-	355,824.38	12.75	-	-	73,199.25	-	471.00	-	-	-	7.50	638.25	80.25
Total	-	355,824.38	12.75	-	-	73,199.25	-	471.00	-	-	-	7.50	638.25	80.25
Net Revenue Summary	-	355,824.38	12.75	-	-	73,199.25	-	471.00	-	-	-	7.50	638.25	80.25
Difference - M Gals	-	355,824.38	12.75	-	-	73,199.25	-	471.00	-	-	-	7.50	638.25	80.25
Difference - Percent	-	355,824.38	12.75	-	-	73,199.25	-	471.00	-	-	-	7.50	638.25	80.25

Kentucky American Water Company  
Case No. 2012-00520

W/P - 2-2 Bill Analysis Support  
Exhibits\Revenue\Support\KYAM  
072012 Bill Analysis.xlsx\KY-AM All Dist  
Witness Responsible: Linda Bridwell

July 2012 Actual  
Number of Meters

O2M2C	O2MC1	O2MC2	Total	A3M1	A3M4	A3M4A	A3M4C	Total
6.50			4,657.59		3.00	1.00	7.87	10.87
2.00	1.00		2,384.20		1.00		1.00	1.00
2.00	1.00	1.00	173.53		1.00		2.00	3.00
			1,835.37		13.00		11.00	24.00
			15.47					
			28.00		3.00		8.00	11.00
			12.47		3.00		6.00	9.00
			11.00					
10.50	2.00	2.00	9,117.63	-	24.00	1.00	35.87	60.87

**INDUSTRIAL**

Meter Charge	5/8	3/4	1	1 1/2	2	3	4	6	8

Total Meters	72,995.00	1,828.00	74,823.00
--------------	-----------	----------	-----------

**Consumption CCF**

All Usage	72,995.00	1,828.00	74,823.00
-----------	-----------	----------	-----------

**Consumption 1,000 Gals**

All Usage			
-----------	--	--	--

Revenue at Current Rates	Service Charge	Consumption Charges	Bill/Budget Analysis Total
\$244.75	\$115.70	\$516.20	254,577.83
\$144.84	\$0.00	\$112.25	2,077,423.83
\$389.59	\$115.70	\$628.45	\$2,332,001.65

Bill Analysis Revenue	Less: Credits	Total	Net Revenue Summary	Misc journal entries	Difference - Dollars	Difference - Percent
\$389.59	\$115.70	\$628.45	2,332,001.65	\$1,165.72		
\$389.59	\$115.70	\$628.45	\$2,333,167.37	\$2,333,188.07		
			\$20.70	\$20.70		0.0009%

Bill Analysis Sales (M gals)	Less: Credits	Total	Net Revenue Summary	Difference - M Gals	Difference - Percent
30.00	-	23.25	430,286.63	(2,587.00)	
30.00	-	23.25	427,699.63	428,413.12	
			713.49	713.49	
			0.1665%	0.1665%	



Kentucky American Water Company  
Case No. 2012-00520  
W/P - 2-2 Bill Analysis Support  
Exhibits/RevenueSupport(KYAM  
072012 Bill Analysis.xlsx)(KY-AM All Dist  
Witness Responsible: Linda Bridwell  
July 2012 Actual  
Number of Meters

	A4M1	A4M4	A4M4A	A4M4C	B4M1	B4M4	B4M4A	B4M4M	O4M2	Total
Meter Charge										
5/8		120.27		9.00		1.00	1.00		6.00	137.27
3/4										
1		128.80	1.00	43.00		1.00			1.00	173.80
1 1/2		21.23		6.00						28.23
2		222.57	11.40	131.00		3.00	1.00	1.00	2.00	371.97
3										1.00
4		16.93	4.00	19.73						40.66
6		9.20		2.00						11.20
8				2.00						2.00
<b>Total Meters</b>	-	519.00	16.40	212.73	-	5.00	2.00	2.00	9.00	766.13

**Consumption CCF**  
All Usage 223,463.00 1,582.00 288.00 4.00 71.00 225,408.00

**Consumption 1,000 Gals**  
All Usage -

	Revenue at Current Rates	Service Charge	Consumption Charges	All Usage	B4M1	B4M4	B4M4A	B4M4M	O4M2	Total
Revenue at Current Rates	\$0.00	\$28,588.85	\$1,746.18	\$17,334.98	\$0.00	\$244.75	\$80.10	\$204.70	\$218.05	\$48,417.60
Service Charge	\$0.00	\$711,483.85	\$0.00	\$5,036.93	\$0.00	\$916.96	\$0.00	\$12.74	\$226.06	\$717,676.53
Consumption Charges	\$0.00	\$740,072.69	\$1,746.18	\$22,371.90	\$0.00	\$1,161.71	\$80.10	\$217.44	\$444.11	\$766,094.13
Bill/Budget Analysis Total	\$0.00	\$740,072.69	\$1,746.18	\$22,371.90	\$0.00	\$1,161.71	\$80.10	\$217.44	\$444.11	\$766,094.13

	Bill Analysis Revenue	Less: Credits	Total	Net Revenue Summary	Misc Journal Entries	Difference - Dollars	Difference - Percent			
Bill Analysis Revenue	\$0.00	\$740,072.69	\$1,746.18	\$22,371.90	\$0.00	\$1,161.71	\$80.10	\$217.44	\$444.11	\$766,094.13
Less: Credits										
Total	\$0.00	\$740,072.69	\$1,746.18	\$22,371.90	\$0.00	\$1,161.71	\$80.10	\$217.44	\$444.11	\$765,835.94
Net Revenue Summary										\$765,835.94
Misc Journal Entries										\$0.00
Difference - Dollars										(\$7.47)
Difference - Percent										-0.0010%

	Bill Analysis Sales (M.gals)	Less: Credits	Total	Net Revenue Summary	Difference - M Gals	Difference - Percent
Bill Analysis Sales (M.gals)	-	167,597.25	-	1,186.50	-	3.00
Less: Credits						
Total	-	167,597.25	-	1,186.50	-	3.00
Net Revenue Summary						
Difference - M Gals						
Difference - Percent						0.0115%

Kentucky American Water Company  
Case No. 2012-00520  
W/P - 2-2 Bill Analysis Support  
Exhibits\Revenue\Support\KYAM  
072012 Bill Analysis.xlsx\KY-AM All Dist  
Witness Responsible: Linda Bridwell  
July 2012 Actual

Kentucky American Water Company  
Case No. 2012-00520  
W/P - 2-2 Bill Analysis Support  
Exhibits\Revenue\Support\KYAM  
072012 Bill Analysis.xlsx\KY-AM All Dist  
Witness Responsible: Linda Bridwell  
July 2012 Actual

SALES FOR RESALE										MISCELLANEOUS		
	A5M1	A5M4	A5M4A	A5M4C	B5M4	Total		LOCAL	KYAWC	Total		
Meter Charge							5/8					
							3/4					
							1					
		4.20	2.27	2.50		4.77	11/2					
			1.00	2.47	1.00	8.67	2					
							3					
		5.67	1.00	2.40		8.07	4					
		3.50		1.27		5.77	6					
							8					
Total Meters		13.37	4.27	8.64	1.00	27.28						

Consumption CCF		Consumption CCF	
All Usage	71.00	All Usage	5,035.00
Total Meters	13.37	Total Meters	27.28

Consumption 1,000 Gals		Consumption 1,000 Gals	
All Usage	71.00	All Usage	5,035.00
Revenue at Current Rates	\$0.00	Revenue at Current Rates	\$0.00
Service Charge	\$3,118.12	Service Charge	\$0.00
Consumption Charges	\$166,781.15	Consumption Charges	\$0.00
Bill/Budget Analysis Total	\$169,899.27	Bill/Budget Analysis Total	\$0.00

Bill Analysis Revenue		Bill Analysis Revenue	
Total	\$172,232.82	Total	\$6,095.04
Less: Credits		Less: Credits	
Net Revenue Summary	\$172,232.82	Net Revenue Summary	\$6,095.04
Misc Journal Entries	\$0.00	Misc Journal Entries	\$0.00
Difference - Dollars	(\$2.60)	Difference - Dollars	\$0.00
Difference - Percent	-0.0015%	Difference - Percent	0.0000%

Bill Analysis Sales (M gals)		Bill Analysis Sales (M gals)	
Total	39,683.25	Total	3,776.25
Less: Credits		Less: Credits	
Net Revenue Summary	39,683.25	Net Revenue Summary	3,776.25
Difference - M Gals		Difference - M Gals	(2,499.66)
Difference - Percent	0.0000%	Difference - Percent	-3.0201%

Kentucky American Water Company  
Case No. 2012-00520  
W/P - 2-2 Bill Analysis Support  
Exhibits/Revenue/Support(KY AM  
072012 Bill Analysis.xlsx)(KY-AM All Dist  
Witness Responsible: Linda Bridwell  
July 2012 Actual  
Service Size

PRIVATE FIRE	F6M2A	F6M1A	F6M1B	F6M1C	F6M1D	F6M1E	F6M1F	F6M1G	F6M1H	Total
Hydrant	1,104	64	392	871	268	8	4	-	1	1,104
2"										64
4"										392
6"			392	871	268	8	4			871
8"										268
10"										8
12"										4
14"									1	1
16"										-
Total	1,104	64	392	871	268	8	4	-	1	2,713
Bill Analysis - Current Rates	\$80,093.26	\$521.72	\$12,790.96	\$63,924.06	\$34,971.32	\$1,631.52	\$1,175.00	\$0.00	\$0.00	\$195,507.73
Less: Credits										\$195,507.73
Revenue Summary										\$195,630.28
Difference - Dollars										(\$122.55)
Difference - Percent										-0.0626%

Kentucky American Water Company  
**PUBLIC FIRE SERVICE**  
July 2012 Actual

PUBLIC FIRE	F8M1A	F9M2	Total
Hydrant	7,422	1,854	7,422
Hydrant Fee		1,854	1,854
Total	7,422	1,854	9,276
Bill Analysis - Current Rates	\$280,848.48	\$4,227.12	\$285,075.60
Less: Credits			\$2.28
Total Bill Analysis			\$285,077.88
Revenue Summary			\$280,850.76
Hydrant fee - not included in GL			\$4,227.12
Adjusted Revenue Summary			\$285,077.88
Difference - Dollars			\$0.00
Difference - Percent			0.0000%

Kentucky American Water Company  
Case No. 2012-00520  
W/P - 2-2 Bill Analysis Support  
Exhibits\Revenue\Support\KYAM  
082012 Bill Analysis.xlsx\KY-AM All Dist  
Witness Responsible: Linda Bridwell  
**August 2012 Actual**

	Meter Charge	Current Rates 12/14/2010	Proposed Rates x/xxxx
Consumption - CCF	<b>Residential</b> All Usage	\$3.975300	\$3.975300
Consumption - 1,000 Gals	<b>Residential</b> All Usage	\$5.300400	\$5.300400
Consumption - CCF	<b>Commercial</b> All Usage	\$3.621000	\$3.621000
Consumption - 1,000 Gals	<b>Commercial</b> All Usage	\$4.828000	\$4.828000
Consumption - CCF	<b>Industrial</b> All Usage	\$2.921000	\$2.921000
Consumption - 1,000 Gals	<b>Industrial</b> All Usage	\$3.894670	\$3.894670
Consumption - CCF	<b>OPA</b> All Usage	\$3.183900	\$3.183900
Consumption - 1,000 Gals	<b>OPA</b> All Usage	\$4.245200	\$4.245200
Consumption - CCF	<b>OWU</b> All Usage	\$3.157000	\$3.157000
Consumption - 1,000 Gals	<b>OWU</b> All Usage	\$4.209330	\$4.209330
Consumption - 1,000 Gals Local KYAWC	<b>Misc.</b> 9999999.99 9999999.99	0.033750 0.000000	\$0.033750 \$0.000000
<b>Private Fire</b>	Hydrant 2	\$72.52	\$72.52
	4	\$6.11	\$6.11
	6	\$32.63	\$32.63
	8	\$73.40	\$73.40
	10	\$130.49	\$130.49
	12	\$203.94	\$203.94
	14	\$293.75	\$293.75
	16	\$399.89	\$399.89
		\$522.19	\$522.19
<b>Public Fire</b>	Hydrant	\$37.84	\$37.84
	Hydrant Fee	\$2.28	\$2.28





Kentucky American Water Company  
Case No. 2012-00520  
W/P - 2-2 Bill Analysis Support  
Exhibits\Revenue\Support\KYAM  
082012 Bill Analysis.xlsx\KY-AM All Dist  
Witness Responsible: Linda Bridwell  
August 2012 Actual

O2M2C	O2MC1	O2MC2	Total	A3M1	A3M4	A3M4A	A3MAC	Total
7.00			5,186.83		3.00		4.00	7.00
2.00			2,636.93		1.00	1.00	1.00	2.00
2.00	1.00	1.00	2,009.66		1.00		10.00	24.00
			14.37					
			26.10		3.00		8.00	11.00
			11.77		2.00		6.00	8.00
			11.00					
11.00	2.00	2.00	10,102.46		24.00	1.00	30.00	55.00

**INDUSTRIAL**

Number of Meters

Meter Charge	5/8	3/4	1	1 1/2	2	3	4	6	8

Total Meters	-	24.00	1.00	30.00	55.00
--------------	---	-------	------	-------	-------

**Consumption CCF**

		72,202.00	2,103.00	74,305.00
--	--	-----------	----------	-----------

**Consumption 1,000 Gals**

--	--	--	--	--

Revenue at Current Rates	Service Charge	Consumption Charges	Bill/Budget Analysis Total
\$249.20	\$115.70	\$516.20	278,231.67
\$206.40	\$0.00	\$101.39	2,118,933.16
\$455.60	\$115.70	\$617.59	\$2,397,164.83

Bill Analysis Revenue	Less: Credits	Total	Net Revenue Summary	Misc journal entries	Difference - Dollars	Difference - Percent
\$455.60	\$115.70	\$617.59	\$617.59	\$2,371,339.61	(\$55.53)	-0.0023%
\$455.60	\$115.70	\$617.59	\$617.59	\$2,371,339.61		

Bill Analysis Sales (M gals)	Less: Credits	Total	Net Revenue Summary	Difference - M Gals	Difference - Percent
42.75	21.00	438,884.25	434,481.27	1,680.24	0.3852%
42.75	21.00	438,884.25	434,481.27	1,680.24	0.3852%

Kentucky American Water Company  
Case No. 2012-00520  
W/P - 2-2 Bill Analysis Support  
Exhibits\Revenue\Support\KYAM  
082012 Bill Analysis.xlsx\KY-AM All Dist  
Witness Responsible: Linda Bridwell  
August 2012 Actual  
Number of Meters

OPA	A4M1	A4M4	A4M4A	A4MAC	B4M1	B4M4	B4M4A	B4M4M	O4M2	Total
Meter Charge		146.70		9.00		1.00	1.00		6.00	163.70
5/8										
3/4										
1		152.77		43.00		1.00			1.00	197.77
1 1/2		21.73	1.00	6.00						28.73
2		246.30	11.53	133.00		3.00	1.00	1.00	2.00	397.83
3										1.00
4		16.97	4.00	20.87						41.84
6		9.77		2.00						11.77
8				2.00						2.00
Total Meters	-	594.24	16.53	215.87	-	5.00	2.00	2.00	9.00	844.64

Consumption CCF	All Usage
	228,089.00
Consumption 1,000 Gals <td>2,315.00</td>	2,315.00
	499.00
	6.00
	91.00
	231,000.00

Revenue at Current Rates	Service Charge	Consumption Charges	Bill/Budget Analysis Total
\$0.00	\$31,331.78	\$1,755.44	\$17,731.03
\$0.00	\$726,212.57	\$0.00	\$7,370.73
\$0.00	\$757,544.35	\$1,755.44	\$25,101.75
\$0.00	\$244.75	\$80.10	\$204.70
\$0.00	\$1,588.77	\$0.00	\$19.10
\$0.00	\$1,833.52	\$80.10	\$223.80
\$0.00	\$218.05	\$218.05	\$218.05
\$0.00	\$289.73	\$289.73	\$289.73
\$0.00	\$735,480.90	\$735,480.90	\$735,480.90
\$0.00	\$507.78	\$507.78	\$507.78
\$0.00	\$51,565.84	\$51,565.84	\$51,565.84

Bill Analysis Revenue	Less: Credits	Total	Net Revenue Summary	Misc Journal entries	Difference - Dollars	Difference - Percent
\$0.00	\$757,544.35	\$1,755.44	\$25,101.75	\$0.00	\$1,833.52	\$80.10
\$0.00	\$757,544.35	\$1,755.44	\$25,101.75	\$0.00	\$1,833.52	\$80.10
\$0.00	\$223.80	\$223.80	\$223.80	\$223.80	\$507.78	\$784,576.07
\$0.00	\$784,576.07	\$784,576.07	\$784,576.07	\$784,576.07	\$0.00	\$6.12
\$0.00	\$6.12	\$6.12	\$6.12	\$6.12	\$0.0008%	\$0.0008%
\$0.00	\$171,066.75	\$171,066.75	\$171,066.75	\$171,066.75	\$374.25	\$374.25
\$0.00	\$171,066.75	\$171,066.75	\$171,066.75	\$171,066.75	\$374.25	\$374.25
\$0.00	\$172,474.00	\$172,474.00	\$172,474.00	\$172,474.00	\$68.25	\$68.25
\$0.00	\$172,474.00	\$172,474.00	\$172,474.00	\$172,474.00	\$194.25	\$194.25
\$0.00	\$194.25	\$194.25	\$194.25	\$194.25	\$0.1125%	\$0.1125%

Bill Analysis Sales (M.gals)	Less: Credits	Total	Net Revenue Summary	Difference - M Gals	Difference - Percent
\$0.00	\$171,066.75	\$171,066.75	\$171,066.75	\$374.25	\$374.25
\$0.00	\$171,066.75	\$171,066.75	\$171,066.75	\$374.25	\$374.25
\$0.00	\$172,474.00	\$172,474.00	\$172,474.00	\$68.25	\$68.25
\$0.00	\$172,474.00	\$172,474.00	\$172,474.00	\$194.25	\$194.25
\$0.00	\$194.25	\$194.25	\$194.25	\$0.1125%	\$0.1125%





Kentucky American Water Company  
Case No. 2012-00520

W/P - 2-2 Bill Analysis Support  
Exhibits\RevenueSupport\KYAM  
082012 Bill Analysis.xlsx\KY-AM All Dist  
Witness Responsible: Linda Bridwell

August 2012 Actual  
Service Size

PRIVATE FIRE	F6M2A	F6M1A	F6M1B	F6M1C	F6M1D	F6M1E	F6M1F	F6M1G	F6M1H	Total
Hydrant	1,097									1,097
2"		72								72
4"			464							464
6"				935						935
8"					277					277
10"						8				8
12"							4			4
14"										-
16"									1	1
Total	1,097	72	464	935	277	8	4	-	1	2,859
Bill Analysis - Current Rates	\$79,563.87	\$583.92	\$15,144.56	\$68,660.56	\$36,145.73	\$1,631.52	\$1,175.00	\$0.00	\$522.19	\$203,427.35
Less: Credits										
Total										\$203,427.35
Revenue Summary										\$203,427.94
Difference - Dollars										(\$0.59)
Difference - Percent										-0.0003%

Bill Analysis - Current Rates

Less: Credits

Total

Revenue Summary

Difference - Dollars

Difference - Percent

Kentucky American Water Company  
**PUBLIC FIRE SERVICE**  
August 2012 Actual

Service Size  
Hydrant  
Hydrant Fee

PUBLIC FIRE	F8M1A	F9M2	Total
Hydrant	7,422		7,422
Hydrant Fee		1,867	1,867
Total	7,422	1,867	9,289
Bill Analysis - Current Rates	\$280,848.48	\$4,256.76	\$285,105.24
Less: Credits			
Total Bill Analysis			\$285,105.24
Revenue Summary			\$280,848.48
Hydrant fee - not included in GL			\$4,256.76
Adjusted Revenue Summary			\$285,105.24
Difference - Dollars			\$0.00
Difference - Percent			0.00000%

Bill Analysis - Current Rates

Less: Credits

Total Bill Analysis

Revenue Summary

Hydrant fee - not included in GL

Adjusted Revenue Summary

Difference - Dollars

Difference - Percent

Kentucky American Water Company  
Case No. 2012-00520  
W/P - 2-2 Bill Analysis Support  
Exhibits\Revenue\Support\KYAM  
092012 Bill Analysis.xlsx\KY-AM All Dist  
Witness Responsible: Linda Bridwell  
September 2012 Actual

Rates for General Water Service

Meter Charge	Current Rates 12/14/2010	Proposed Rates x/xx/xx
5/8	\$8.90	\$8.90
3/4	\$13.35	\$13.35
1	\$22.25	\$22.25
1 1/2	\$44.50	\$44.50
2	\$71.20	\$71.20
3	\$133.50	\$133.50
4	\$222.50	\$222.50
6	\$445.00	\$445.00
8	\$712.00	\$712.00
<b>Residential</b> All Usage	\$3.975300	\$3.975300
<b>Residential</b> All Usage	\$5.300400	\$5.300400
<b>Commercial</b> All Usage	\$3.621000	\$3.621000
<b>Commercial</b> All Usage	\$4.828000	\$4.828000
<b>Industrial</b> All Usage	\$2.921000	\$2.921000
<b>Industrial</b> All Usage	\$3.894670	\$3.894670
<b>OPA</b> All Usage	\$3.183900	\$3.183900
<b>OPA</b> All Usage	\$4.245200	\$4.245200
<b>OWU</b> All Usage	\$3.157000	\$3.157000
<b>OWU</b> All Usage	\$4.209330	\$4.209330
<b>Misc.</b> 9999999.99	0.033750	\$0.033750
<b>Misc.</b> 9999999.99	0.000000	\$0.000000
Hydrant 2	\$72.52	\$72.52
4	\$8.11	\$8.11
6	\$32.63	\$32.63
8	\$73.40	\$73.40
10	\$130.49	\$130.49
12	\$203.94	\$203.94
14	\$283.75	\$283.75
16	\$369.89	\$369.89
	\$522.19	\$522.19
Hydrant Hydrant Fee	\$37.84	\$37.84
	\$2.28	\$2.28

Consumption - CCF

Consumption - 1,000 Gals

Consumption - CCF

Consumption - 1,000 Gals

Consumption - CCF

Consumption - 1,000 Gals

Consumption - CCF

Consumption - 1,000 Gals

Consumption - CCF

Consumption - 1,000 Gals

Consumption - 1,000 Gals  
Local  
KYAWC

Private Fire

Public Fire









Kentucky American Water Company  
Case No. 2012-00520

W/P - 2-2 Bill Analysis Support  
Exhibits\Revenue\Support\KYAM  
092012 Bill Analysis.xlsx\KY-AM All Dist  
Witness Responsible: Linda Bridwell  
September 2012 Actual  
Number of Meters

Kentucky American Water Company  
Case No. 2012-00520

W/P - 2-2 Bill Analysis Support  
Exhibits\Revenue\Support\KYAM  
092012 Bill Analysis.xlsx\KY-AM All Dist  
Witness Responsible: Linda Bridwell  
September 2012 Actual  
Number of Meters

Meter Charge	SALES FOR RESALE							MISCELLANEOUS							Total
	A5M1	A5M4	A5M4A	A5M4C	B5M4	Total	LOCAL	KYAMC	Total						
5/8															
3/4															
1															
1 1/2			2.00	2.00		4.00									
2	4.30		1.00	2.00	3.20	10.50									
3		5.00		2.30		7.30									
4		3.00	1.00	1.00		5.00									
6															
8															
Total Meters	12.30	4.00	7.30	3.20	26.80										

Consumption CCF	
All Usage	19,315.00
<b>Consumption 1,000 Gals</b>	<b>19,315.00</b>

Consumption CCF	
All Usage	19,315.00
<b>Consumption 1,000 Gals</b>	<b>19,315.00</b>

Revenue at Current Rates	
Service Charge	\$0.00
Consumption Charges	\$4,774.85
Bill/Budget Analysis Total	\$4,774.85

Revenue at Current Rates	
Service Charge	\$0.00
Consumption Charges	\$219,862.95
Bill/Budget Analysis Total	\$219,862.95

Bill/Budget Analysis Total	
Revenue at Current Rates	\$0.00
Service Charge	\$0.00
Consumption Charges	\$0.00
Bill/Budget Analysis Total	\$0.00

Bill/Budget Analysis Total	
Revenue at Current Rates	\$0.00
Service Charge	\$0.00
Consumption Charges	\$0.00
Bill/Budget Analysis Total	\$0.00

Bill/Budget Analysis Total	
Revenue at Current Rates	\$0.00
Service Charge	\$0.00
Consumption Charges	\$0.00
Bill/Budget Analysis Total	\$0.00



Kentucky American Water Company  
Case No. 2012-00520  
W/P - 2-2 Bill Analysis Support  
Exhibits\Revenue\Support\KYAM  
092012 Bill Analysis.xls\KY-AM All Dist  
Witness Responsible: Linda Bridwell  
September 2012 Actual

Service Size	F6M2A	F6M1A	F6M1B	F6M1C	F6M1D	F6M1E	F6M1F	F6M1G	F6M1H	Total
Hydrant	1,107	66								1,107
2"										66
4"			327							327
6"				801						801
8"					257					257
10"						8				8
12"							4			4
14"										
16"									1	1
Total	1,107	66	327	801	257	8	4	-	1	2,571
Bill Analysis - Current Rates	\$80,272.39	\$535.26	\$10,675.56	\$58,820.56	\$33,535.93	\$1,631.52	\$1,175.00	\$0.00	\$522.19	\$187,168.40
Less: Credits										\$187,168.40
Total										\$187,168.40
Revenue Summary										\$0.36
Difference - Dollars										0.0002%
Difference - Percent										

Kentucky American Water Company  
**PUBLIC FIRE SERVICE**

0

Service Size	F8M1A	F9M2	Total
Hydrant	7,422		7,422
Hydrant Fee		1,867	1,867
Total	7,422	1,867	9,289
Bill Analysis - Current Rates	\$280,848.48	\$4,256.76	\$285,105.24
Less: Credits			
Total Bill Analysis			\$285,105.24
Revenue Summary			\$280,848.48
Hydrant fee - not included in GL			\$4,256.76
Adjusted Revenue Summary			\$285,105.24
Difference - Dollars			\$0.00
Difference - Percent			0.0000%

Kentucky American Water Company  
 Case No. 2012-00520  
 For the 12 Months Ending July 31, 2014  
 Average Usage Per Customer Per Month

	Total Company
<b>Sales</b>	
Residential	6,058,213
Commercial	3,806,938
Industrial	527,179
Other Public Authority	1,353,437
Other Water Utilities	421,923
<b>Customers</b>	
Residential	112,673
Commercial	8,807
Industrial	21
Other Public Authority	531
Other Water Utilities	12
<b>Average Usage per Month</b>	
Residential	4.5
Commercial	36.0
Industrial	2,092.0
Other Public Authority	212.4
Other Water Utilities	2,930.0

**Kentucky American Water Company**  
**Case No. 2012-00520**  
**For the 12 Months Ending July 31, 2014**  
**Pro Forma Adjustment of System Delivery**

	Apr-12	May-12	Jun-12	Jul-12	Aug-12	Sep-12	Oct-12	Nov-12
<b>Adjusted</b>								
Usage	956,984	937,524	1,254,128	1,413,242	1,469,585	1,236,738	1,180,340	983,526
Non-Revenue Water	107,889	362,074	252,738	128,311	32,649	10,544	(33,428)	(33,428)
System Delivery	1,064,873	1,299,598	1,506,866	1,541,553	1,502,234	1,247,282	1,146,912	950,097
<b>Unadjusted</b>								
Usage	956,984	937,524	1,254,128	1,413,242	1,469,585	1,236,738	1,146,912	950,097
Non-Revenue Water	107,889	362,074	252,738	128,311	32,649	10,544	0	0
System Delivery	1,064,873	1,299,598	1,506,866	1,541,553	1,502,234	1,247,282	1,146,912	950,097

**Kentucky American Water Company**  
**Case No. 2012-00520**  
**For the 12 Months Ending July 31, 2014**  
**Pro Forma Adjustment of System Delivery**

	Dec-12	Jan-13	Feb-13	Mar-13	Apr-13	May-13	Jun-13	Jul-13	Aug-13	Sep-13
	886,964	935,234	847,863	854,438	911,585	951,056	1,156,216	1,260,948	1,270,691	1,353,016
	(33,428)	32,062	95,802	160,435	79,275	196,338	257,758	145,414	188,216	(144,230)
	853,536	967,296	943,665	1,014,873	990,860	1,147,394	1,413,973	1,406,362	1,458,907	1,208,786
	853,536	901,806	814,435	821,010	878,157	917,628	1,122,787	1,227,520	1,237,263	1,319,588
	0	65,490	129,230	193,863	112,703	229,766	291,186	178,842	221,645	(110,802)
	853,536	967,296	943,665	1,014,873	990,860	1,147,394	1,413,973	1,406,362	1,458,907	1,208,786

**Kentucky American Water Company**  
**Case No. 2012-00520**  
**For the 12 Months Ending July 31, 2014**  
**Pro Forma Adjustment of System Delivery**

Test Year	Test Year	Test Year	Test Year	Test Year	Test Year	Test Year	Test Year	Test Year	Test Year	Test Year	Test Year
Oct-13	Nov-13	Dec-13	Jan-14	Feb-14	Mar-14	Apr-14	May-14	Jun-14	Jul-14		
1,170,151	1,014,895	920,528	927,468	840,998	847,830	902,589	934,672	1,140,714	1,245,277		
99,594	94,813	114,034	32,257	96,233	161,494	79,443	194,898	256,009	144,409		
1,269,746	1,109,708	1,034,563	959,725	937,231	1,009,324	982,032	1,129,570	1,396,723	1,389,687		
1,136,723	981,467	887,100	894,040	807,570	814,401	869,160	901,244	1,107,286	1,211,849		
133,022	128,241	147,463	65,685	129,662	194,922	112,872	228,326	289,437	177,838		
1,269,746	1,109,708	1,034,563	959,725	937,231	1,009,324	982,032	1,129,570	1,396,723	1,389,687		

Workpaper #: W/P - 2-2  
Excel Reference: Exhibits\Revenue\[System Delivery.xlsx]Sheet3

**Kentucky American Water Company**  
**Case No. 2012-00520**  
**Pro Forma Adjustment of System Delivery**

	PERIOD 1	PERIOD 2	PERIOD 3	PERIOD 4
12 Kentucky American Water Company	1,032,857	947,518	1,027,573	1,064,873
KYAWC - Central District	1,003,082	922,086	1,001,261	1,038,953
KYAWC - Kentucky River Sta Treatment	535,300	448,663	491,205	537,577
KYAWC - KRSII at Hardin's Landing	168,827	163,244	176,871	187,100
KYAWC - Richmond Road Station Treatme	297,064	307,954	331,174	312,048
KYAWC - WMU Master Mtr @ Ford-Hampton	1,891	2,225	2,011	2,228
KYAWC - Northern District	29,775	25,432	26,312	25,919
KYAWC - Carrol Co Master Meter Not AW	2,097	1,301	1,690	1,771
KYAWC - Gallatin Co Mstr Mtr/Glencoe	992	672	777	774
KYAWC - Georgetown Master Mtr @ Rockd	2,275	2,013	1,793	1,850
KYAWC - Owenton Water Treatment Plant	24,411	21,446	22,052	21,524
Total System Delivery	1,032,857	947,518	1,027,573	1,064,873

Workpaper #: W/P - 2-2  
 Excel Reference: Exhibits\Revenue\System Delivery.xlsx]Sheet3  
 Kentucky American Water Company  
 Case No. 2012-00520  
 Pro Forma Adjustment of System Delivery

PERIOD 5	PERIOD 6	PERIOD 7	PERIOD 8	PERIOD 9	PERIOD 10
1,299,598	1,506,866	1,541,553	1,502,234	1,247,282	795,727
1,270,301	1,472,333	1,509,786	1,469,813	1,221,724	779,790
720,932	827,308	813,797	760,746	612,721	399,243
211,271	320,528	388,589	358,301	276,123	155,026
336,107	322,339	305,861	348,914	331,255	224,440
1,991	2,158	1,539	1,852	1,625	1,081
29,297	34,532	31,767	32,422	25,557	15,937
1,931	2,263	2,061	1,812	1,701	992
932	1,086	1,358	1,403	1,650	1,093
2,408	4,650	2,278	1,809	2,650	1,484
24,026	26,534	26,070	27,398	19,557	12,368
1,299,598	1,506,866	1,541,553	1,502,234	1,247,282	795,727

Workpaper #: W/P - 2-2  
Excel Reference Exhibits\Revenue\[System Delivery.xlsx]Sheet3

Kentucky American Water Company  
Case No. 2012-00520  
Pro Forma Adjustment of System Delivery

PERIOD 11	PERIOD 12	Total
		11,966,081
		11,689,129
		6,147,492
		2,405,880
		3,117,156
		18,601
		276,950
		17,619
		10,737
		23,210
		225,386



Workpaper #: Exhibits\Revenue\Support\KY 2013-14 Sewer and Other Plan - Pass 3 Rate Case.xlsx\workpaper W/P - 2-3  
Excel Reference

Kentucky American Water Company  
Case No. 2012-00520  
For the 12 Months Ending July 31, 2014  
Other Revenue

Base Period	SAP Account	Apr-12	May-12	Jun-12
Other Water Revenue	40189900	-	-	-
OthRev-Late Pymt Fee	40310100	-	-	(0)
OthRev-Rent	40310200	7,609	9,153	7,909
OthRev-Rent I/C	40310250	28,847	30,424	28,858
OthRev-CFO	40310300	136,775	136,627	137,690
OthRev-NSF Ck Chrg	40310400	1,632	2,388	2,040
OthRev-App/InitFee	40310500	45,410	50,326	61,476
OthRev-Usage Data	40310600	-	-	-
OthRev-Reconnect Fee	40310700	58,214	57,460	22,672
OthRev-Misc Svc	40319900	-	-	-
OthRev WW-Misc Svc	40359900	-	-	-
Total		278,487	286,378	260,645

Forecast Test Period	SAP Account	Aug-13	Sep-13	Oct-13
Other Water Revenue	40189900	1,343	1,283	1,419
OthRev-Late Pymt Fee	40310100	56,667	56,667	56,667
OthRev-Rent	40310200	10,124	7,458	7,458
OthRev-Rent I/C	40310250	8,333	8,333	8,333
OthRev-CFO	40310300	-	-	-
OthRev-NSF Ck Chrg	40310400	2,880	2,880	2,550
OthRev-App/InitFee	40310500	69,979	71,604	45,981
OthRev-Usage Data	40310600	-	-	-
OthRev-Reconnect Fee	40310700	21,606	21,606	21,606
OthRev-Misc Svc	40319900	5,000	5,000	5,000
OthRev WW-Misc Svc	40359900	-	-	-
Total		175,932	174,831	149,014



Kentucky American Water Company  
Case No. 2012-00520  
For the 12 Months Ending July 31, 2014  
Other Revenue

Base Period	SAP Account	Apr-12	May-12	Jun-12	Jul-12
Other Water Revenue	40189900	-	-	-	640
OthRev-Late Pymt Fee	40310100	-	-	(0)	-
OthRev-Rent	40310200	7,609	9,153	7,909	7,909
OthRev-Rent I/C	40310250	28,847	30,424	28,858	30,783
OthRev-CFO	40310300	136,775	136,627	137,690	137,129
OthRev-NSF Ck Chrg	40310400	1,632	2,388	2,040	2,624
OthRev-App/InitFee	40310500	45,410	50,326	61,476	62,530
OthRev-Usage Data	40310600	-	-	-	-
OthRev-Reconnect Fee	40310700	58,214	57,460	22,672	20,514
OthRev-Misc Svc	40319900	-	-	-	-
OthRev WW-Misc Svc	40359900	-	-	-	-
Total		278,487	286,378	260,645	262,129

Forecast Test Period	SAP Account	Aug-13	Sep-13	Oct-13	Nov-13
Other Water Revenue	40189900	1,343	1,283	1,419	1,372
OthRev-Late Pymt Fee	40310100	56,667	56,667	56,667	56,667
OthRev-Rent	40310200	10,124	7,458	7,458	7,521
OthRev-Rent I/C	40310250	8,333	8,333	8,333	8,333
OthRev-CFO	40310300	-	-	-	-
OthRev-NSF Ck Chrg	40310400	2,880	2,880	2,550	2,556
OthRev-App/InitFee	40310500	69,979	71,604	45,981	42,395
OthRev-Usage Data	40310600	-	-	-	-
OthRev-Reconnect Fee	40310700	35,672	36,823	35,264	40,778
OthRev-Misc Svc	40319900	5,000	5,000	5,000	5,000
OthRev WW-Misc Svc	40359900	-	-	-	-
Total		189,998	190,048	162,673	164,622



	<u>Current Rate</u>	<u>Proposed Rate</u>
Reconnect Fee	26	56
Forecast Year Revenue	259,272	558,432
# of Reconnects	9,972	9,972
Activation Fee	26	28
Forecast Year Revenue	610,852	657,841
# of Activations	23,494	23,494.31
<b>Base Period</b>		
Reconnect Fee	26	56
Base Period Revenue	471,424	1,015,375
# of Reconnects	18,132	18,132
Activation Fee	26	28
Base Period Revenue	612,461	659,573
# of Activations	23,556	23,556

Workpaper #: Exhibits\Revenue\Support\KY 2013-14 Sewer and Other Plan - Pass 3 Rate Case.xlsx\Other

Workpaper #: Excel Reference

**Kentucky American Water Company  
Case No. 2012-00520  
For the 12 Months Ending July 31, 2014  
Other Revenue**

	Jan	Feb	Mar	Apr	Workpaper #:
<b>2012</b>					
A403102 : Oth Rev-Rents Water Property	7,000	7,000	10,000	7,000	
A403103 : Oth Rev-Collect for Others	146,000	113,000	138,000	-	
A403101: Late fees	-	-	-	-	
A403104 : Oth Rev-NSF Check Charge	3,000	3,000	3,000	2,000	
A403105 : Oth Rev-App/Initiate Serv Fee	40,000	40,000	44,000	48,000	
A403107 : Oth Rev-Reconnection Charges	12,000	66,000	58,000	47,000	
A403198 : Misc Service Revenue	-	-	-	-	
A403199 : Oth Rev-Other Water Rev	1,000	1,000	1,000	1,000	
A403003_SAW03 : Other Rev-Interco Rent	21,000	19,000	23,000	20,000	
	<b>230,000</b>	<b>249,000</b>	<b>277,000</b>	<b>125,000</b>	
<b>2013</b>					
A403102 : Oth Rev-Rents Water Property	7,308	5,975	10,075	7,308	
A403103 : Oth Rev-Collect for Others	-	-	-	-	
A403101: Late fees	56,667	56,667	56,667	56,667	
A403104 : Oth Rev-NSF Check Charge	2,886	2,436	2,430	2,304	
A403105 : Oth Rev-App/Initiate Serv Fee	39,546	38,595	42,716	48,534	
A403107 : Oth Rev-Reconnection Charges	32,138	45,995	41,193	39,431	
A403198 : Misc Service Revenue	5,000	5,000	5,000	5,000	
A403199 : Oth Rev-Other Water Rev	1,150	1,138	179	974	
A403003_SAW03 : Other Rev-Interco Rent	8,333	8,333	8,333	8,333	
	<b>153,027</b>	<b>164,139</b>	<b>166,592</b>	<b>168,551</b>	

Workpaper #: W/P - 2-3  
Excel Reference Exhibits\Revenue\Support\KY 2013-14 Sewer and Other Plan - Pass 3 Rate Case.xlsx\Other

Kentucky American Water Company  
Case No. 2012-00520  
For the 12 Months Ending July 31, 2014  
Other Revenue

May	Jun	Jul	Aug	Sep	Oct	Nov	Dec	Total
9,000	8,000	8,000	8,000	13,000	7,000	7,000	7,000	97,000
-	-	-	-	-	-	-	-	397,000
19,000	19,000	19,000	19,000	19,000	19,000	19,000	19,000	152,000
3,000	3,000	3,000	2,000	3,000	3,000	2,000	3,000	32,000
49,000	56,000	64,000	64,000	71,000	67,000	44,000	38,000	602,000
51,000	52,000	47,000	47,000	54,000	55,000	48,000	43,000	592,000
-	-	-	-	-	-	5,000	5,000	15,000
1,000	1,000	1,000	1,000	1,000	1,000	1,000	1,000	12,000
19,000	22,000	26,000	26,000	26,000	26,000	26,000	26,000	280,000
<b>151,000</b>	<b>161,000</b>	<b>167,000</b>	<b>167,000</b>	<b>187,000</b>	<b>178,000</b>	<b>152,000</b>	<b>142,000</b>	<b>2,179,000</b>
May	Jun	Jul	Aug	Sep	Oct	Nov	Dec	Total
7,911	5,610	5,610	7,527	10,124	7,458	7,458	7,524	91,800
-	-	-	-	-	-	-	-	-
56,667	56,667	56,667	56,667	56,667	56,667	56,667	56,667	680,000
2,772	3,036	2,436	2,436	2,880	2,880	2,550	2,976	32,142
50,053	58,059	64,494	64,494	69,979	71,604	45,981	38,896	610,852
39,125	39,806	34,879	34,879	35,672	36,823	35,264	30,486	451,592
5,000	5,000	5,000	5,000	5,000	5,000	5,000	5,000	60,000
1,122	1,095	1,194	1,194	1,343	1,283	1,419	1,310	13,578
8,333	8,333	8,333	8,333	8,333	8,333	8,333	8,333	100,000
<b>170,984</b>	<b>177,607</b>	<b>180,530</b>	<b>180,530</b>	<b>189,998</b>	<b>190,048</b>	<b>162,673</b>	<b>151,192</b>	<b>2,039,964</b>

Workpaper #: Exhibits\Revenue\Support\KY 2013-14 Sewer and Other Plan - Pass 3 Rate Case.xlsx[Other  
Workpaper #:

Kentucky American Water Company  
Case No. 2012-00520  
For the 12 Months Ending July 31, 2014  
Other Revenue

	Jan	Feb	Mar	Apr
<b>2014</b>				
A403102 : Oth Rev-Rents Water Property	7,308	5,975	10,075	7,308
A403103 : Oth Rev-Collect for Others late fees (booked as challenge)	-	-	-	-
A403104 : Oth Rev-NSF Check Charge	56,667	56,667	56,667	56,667
A403105 : Oth Rev-App/Initiate Serv Fee	2,886	2,436	2,430	2,304
A403107 : Oth Rev-Reconnection Charges	39,546	38,595	42,716	48,534
A403198 : Misc Service Revenue	32,138	45,995	41,193	39,431
A403199 : Oth Rev-Other Water Rev	5,000	5,000	5,000	5,000
A403003_SAW03 : Other Rev-Interco Rent	1,150	1,138	179	974
	8,333	8,333	8,333	8,333
	<b>153,027</b>	<b>164,139</b>	<b>166,592</b>	<b>168,551</b>



Workpaper #: W/P - 2-3  
Excel Reference Exhibits\Revenue\Support\KY 2013-14 Sewer and Other Plan - Pass 3 Rate Case.xlsx\Other

Kentucky American Water Company  
Case No. 2012-00520  
For the 12 Months Ending July 31, 2014  
Other Revenue

May	Jun	Jul	Aug	Sep	Oct	Nov	Dec	Total
7,911	5,610	7,527	10,124	7,458	7,458	7,521	7,524	91,800
56,667	56,667	56,667	56,667	56,667	56,667	56,667	56,667	680,000
2,772	3,036	2,436	2,880	2,880	2,880	2,556	2,976	32,142
50,053	58,059	64,494	69,979	71,604	45,981	42,395	38,896	610,852
39,125	39,806	34,879	35,672	36,823	35,264	40,778	30,486	451,592
5,000	5,000	5,000	5,000	5,000	5,000	5,000	5,000	60,000
1,122	1,095	1,194	1,343	1,283	1,419	1,372	1,310	13,578
8,333	8,333	8,333	8,333	8,333	8,333	8,333	8,333	100,000
<b>170,984</b>	<b>177,607</b>	<b>180,530</b>	<b>189,998</b>	<b>190,048</b>	<b>162,673</b>	<b>164,622</b>	<b>151,192</b>	<b>2,039,964</b>

Worksheet #: W/P - 2-3  
Exhibits\Revenue\Support\KY 2013-14 Sewer and Other Plan - Pass 3 Rate Case.xls\Other Revenue

Kentucky American Water Company  
Case No. 2012-00520  
For the 12 Months Ending July 31, 2014

Ledger	Line #	Line Descr	Account	Account Description	NARUC	NARUC Description	Alternate Account - Key	Water /W
Budget	1	Water rev	40189900	Other Water Revenue	C474	Other Water Revenues		Water
Leading	1	Water rev	40189900	Other Water Revenue	C474	Other Water Revenues	40189900/1012/B474	Water
Budget	1	Water rev	40189900	Other Water Revenue	C474	Other Water Revenues		Water
Budget	1	Water rev	40189900	Other Water Revenue	C474	Other Water Revenues		Water

Ledger	Line #	Line Descr	Account	Account Description	NARUC	NARUC Description	Alternate Account - Key	Water /W
Budget	3	Other rev	40310250	Other Rev-Rent I/C	C469	Guaranteed Revenues		Water
Leading	3	Other rev	40310250	Other Rev-Rent I/C	C469	Guaranteed Revenues	40310250/1012/B474	Water
Budget	3	Other rev	40310250	Other Rev-Rent I/C	C469	Guaranteed Revenues		Water
Leading	3	Other rev	40310100	Other Rev-Late Pymt Fee	C470	Forfeited Discounts	40310100/1012/B470	Water
Budget	3	Other rev	40310100	Other Rev-Late Pymt Fee	C470	Forfeited Discounts		Water
Leading	3	Other rev	40310100	Other Rev-Late Pymt Fee	C470	Forfeited Discounts		Water
Budget	3	Other rev	40310500	Other Rev-App/InitFee	C471	Misc Service Revenue	40310500/1012/B471	Water
Leading	3	Other rev	40310500	Other Rev-App/InitFee	C471	Misc Service Revenue		Water
Budget	3	Other rev	40310500	Other Rev-App/InitFee	C471	Misc Service Revenue		Water
Leading	3	Other rev	40310500	Other Rev-App/InitFee	C471	Misc Service Revenue		Water
Budget	3	Other rev	40310300	Other Rev-CFO	C471	Misc Service Revenue	40310300/1012/B471	Water
Leading	3	Other rev	40310300	Other Rev-CFO	C471	Misc Service Revenue		Water
Budget	3	Other rev	40319900	Other Rev-Misc Svc	C471	Misc Service Revenue	40319900/1012/B471	Water
Leading	3	Other rev	40319900	Other Rev-Misc Svc	C471	Misc Service Revenue		Water
Budget	3	Other rev	40319900	Other Rev-Misc Svc	C471	Misc Service Revenue		Water
Budget	3	Other rev	40319900	Other Rev-Misc Svc	C471	Misc Service Revenue		Water
Leading	3	Other rev	40319900	Other Rev-Misc Svc	C471	Misc Service Revenue		Water
Budget	3	Other rev	40310400	Other Rev-NSF Ck Chg	C471	Misc Service Revenue	40310400/1012/B471	Water
Leading	3	Other rev	40310400	Other Rev-NSF Ck Chg	C471	Misc Service Revenue		Water
Budget	3	Other rev	40310400	Other Rev-NSF Ck Chg	C471	Misc Service Revenue		Water
Leading	3	Other rev	40310400	Other Rev-NSF Ck Chg	C471	Misc Service Revenue		Water
Budget	3	Other rev	40310700	Other Rev-NSF Ck Chg	C471	Misc Service Revenue	40310700/1012/B471	Water
Leading	3	Other rev	40310700	Other Rev-NSF Ck Chg	C471	Misc Service Revenue		Water
Budget	3	Other rev	40310700	Other Rev-NSF Ck Chg	C471	Misc Service Revenue		Water
Leading	3	Other rev	40310700	Other Rev-NSF Ck Chg	C471	Misc Service Revenue		Water
Budget	3	Other rev	40310600	Other Rev-Reconnect Fee	C471	Misc Service Revenue	40310600/1012/B471	Water
Leading	3	Other rev	40310600	Other Rev-Reconnect Fee	C471	Misc Service Revenue		Water
Budget	3	Other rev	40310600	Other Rev-Reconnect Fee	C471	Misc Service Revenue		Water
Leading	3	Other rev	40310600	Other Rev-Reconnect Fee	C471	Misc Service Revenue		Water
Budget	3	Other rev	40310600	Other Rev-Usage Data	C471	Misc Service Revenue	40310600/1012/B471	Water
Leading	3	Other rev	40310600	Other Rev-Usage Data	C471	Misc Service Revenue		Water
Budget	3	Other rev	40310600	Other Rev-Usage Data	C471	Misc Service Revenue		Water
Leading	3	Other rev	40310600	Other Rev-Usage Data	C471	Misc Service Revenue		Water
Budget	3	Other rev	40310200	Other Rev-Rent	C472	Rents from Water Pro	40310200/1012/B472	Water
Leading	3	Other rev	40310200	Other Rev-Rent	C472	Rents from Water Pro		Water
Budget	3	Other rev	40310200	Other Rev-Rent	C472	Rents from Water Pro		Water
Leading	3	Other rev	40310200	Other Rev-Rent	C472	Rents from Water Pro		Water
Budget	3	Other rev	40359900	Other Rev-WW-Misc Svc	C536	WW Other Revenues	40359900/1012/B536	Water
Leading	3	Other rev	40359900	Other Rev-WW-Misc Svc	C536	WW Other Revenues		Water

Worksheet #: Exhibits\Revenue\Support\KY 2013-14 Sewer and Other Plan - Pass 3 Rate Case.xls\Other Revenue  
W/P - 2-3

Kentucky American Water Company  
Case No. 2012-00520  
For the 12 Months Ending July 31, 2014

Profit-Cent	Profit-Center Name	Cost-Center	Cost-Cent's Acct	COA/Alter	Apr 2012	May 2012	Jun 2012	Jul 2012
1202	KY-Central	120205	CEN-Admin & Gen	AWTR/401	-	-	-	(640)
1201	KY-Corporate	120105	CORP-Admin & Gen					
1201	KY-Corporate	120105	CORP-Admin & Gen					
1201	KY-Corporate	120105	CORP-Admin & Gen					(640)

Profit-Cent	Profit-Center Name	Cost-Center	Cost-Cent's Acct	COA/Alter	Apr 2012	May 2012	Jun 2012	Jul 2012
1201	KY-Corporate	120105	CORP-Admin & Gen	AWTR/403	(28,847)	(30,424)	(28,858)	(30,783)
1202	KY-Central	120205	CEN-Admin & Gen	AWTR/403	-	-	0	-
1202	KY-Central	120205	CEN-Admin & Gen	AWTR/403	-	-	-	-
1202	KY-Central	120205	CEN-Admin & Gen	AWTR/403	-	-	-	-
1202	KY-Central	120205	CEN-Admin & Gen	AWTR/403	-	-	-	-
1230	KY-North	120105	CORP-Admin & Gen	AWTR/403	(1,092)	(1,170)	(1,534)	(1,352)
1201	KY-Corporate	120105	CORP-Admin & Gen	AWTR/403	(2,744)	(4,888)	(3,562)	(2,548)
1202	KY-Central	120205	CEN-Admin & Gen	AWTR/403	(41,574)	(44,288)	(56,380)	(58,630)
1202	KY-Central	120205	CEN-Admin & Gen	AWTR/403	(136,775)	(136,627)	(137,690)	(632)
1201	KY-Corporate	120105	CORP-Admin & Gen	AWTR/403	-	-	-	(136,807)
1230	KY-North	120105	CORP-Admin & Gen	AWTR/403	-	-	-	-
1201	KY-Corporate	120105	CORP-Admin & Gen	AWTR/403	-	-	-	-
1202	KY-Central	120205	CEN-Admin & Gen	AWTR/403	-	-	-	-
1201	KY-Corporate	120105	CORP-Admin & Gen	AWTR/403	(36)	(60)	(84)	(84)
1202	KY-Central	120205	CEN-Admin & Gen	AWTR/403	(1,596)	(2,328)	(1,956)	(2,340)
1201	KY-Corporate	120105	CORP-Admin & Gen	AWTR/403	-	-	-	(200)
1230	KY-North	120105	CORP-Admin & Gen	AWTR/403	(1,820)	(1,950)	(832)	(312)
1202	KY-Central	120205	CEN-Admin & Gen	AWTR/403	(56,394)	(55,536)	(21,840)	(20,202)
1201	KY-Corporate	120105	CORP-Admin & Gen	AWTR/403	-	-	-	-
1202	KY-Central	120205	CEN-Admin & Gen	AWTR/403	-	26	-	-
1230	KY-North	120105	CORP-Admin & Gen	AWTR/403	-	-	-	-
1202	KY-Central	120205	CEN-Admin & Gen	AWTR/403	-	-	-	-
1201	KY-Corporate	120105	CORP-Admin & Gen	AWTR/403	-	-	-	-
1202	KY-Central	120205	CEN-Admin & Gen	AWTR/403	(7,609)	(8,403)	(7,909)	(7,909)
1202	KY-Central	120205	CEN-Admin & Gen	AWTR/403	-	(750)	-	-
1201	KY-Corporate	120105	CORP-Admin & Gen	AWTR/403	-	-	-	-
1202	KY-Central	120205	CEN-Admin & Gen	AWTR/403	(278,487)	(286,378)	(260,645)	(261,489)
40310200					5	6	7	8
40310300					(7,609)	(9,153)	(7,909)	(7,909)
40310400					(136,775)	(136,627)	(137,690)	(137,129)
40310500					-	-	0	-
40310600					(1,632)	(2,388)	(2,624)	(2,624)
40310700					(45,410)	(50,326)	(61,476)	(62,530)
40310800					(58,214)	(57,460)	(22,672)	(20,514)
40310900					-	-	-	-
40311000					-	-	-	-
40311100					(28,847)	(30,424)	(28,858)	(30,783)
40311200					-	-	-	-
40311300					-	-	-	-
40311400					-	-	-	-
40311500					-	-	-	-
40311600					-	-	-	-
40311700					-	-	-	-
40311800					-	-	-	-
40311900					-	-	-	-
40312000					-	-	-	-
40312100					-	-	-	-
40312200					-	-	-	-
40312300					-	-	-	-
40312400					-	-	-	-
40312500					-	-	-	-
40312600					-	-	-	-
40312700					-	-	-	-
40312800					-	-	-	-
40312900					-	-	-	-
40313000					-	-	-	-
40313100					-	-	-	-
40313200					-	-	-	-
40313300					-	-	-	-
40313400					-	-	-	-
40313500					-	-	-	-
40313600					-	-	-	-
40313700					-	-	-	-
40313800					-	-	-	-
40313900					-	-	-	-
40314000					-	-	-	-
40314100					-	-	-	-
40314200					-	-	-	-
40314300					-	-	-	-
40314400					-	-	-	-
40314500					-	-	-	-
40314600					-	-	-	-
40314700					-	-	-	-
40314800					-	-	-	-
40314900					-	-	-	-
40315000					-	-	-	-
40315100					-	-	-	-
40315200					-	-	-	-
40315300					-	-	-	-
40315400					-	-	-	-
40315500					-	-	-	-
40315600					-	-	-	-
40315700					-	-	-	-
40315800					-	-	-	-
40315900					-	-	-	-
40316000					-	-	-	-
40316100					-	-	-	-
40316200					-	-	-	-
40316300					-	-	-	-
40316400					-	-	-	-
40316500					-	-	-	-
40316600					-	-	-	-
40316700					-	-	-	-
40316800					-	-	-	-
40316900					-	-	-	-
40317000					-	-	-	-
40317100					-	-	-	-
40317200					-	-	-	-
40317300					-	-	-	-
40317400					-	-	-	-
40317500					-	-	-	-
40317600					-	-	-	-
40317700					-	-	-	-
40317800					-	-	-	-
40317900					-	-	-	-
40318000					-	-	-	-
40318100					-	-	-	-
40318200					-	-	-	-
40318300					-	-	-	-
40318400					-	-	-	-
40318500					-	-	-	-
40318600					-	-	-	-
40318700					-	-	-	-
40318800					-	-	-	-
40318900					-	-	-	-
40319000					-	-	-	-
40319100					-	-	-	-
40319200					-	-	-	-
40319300					-	-	-	-
40319400					-	-	-	-
40319500					-	-	-	-
40319600					-	-	-	-
40319700					-	-	-	-
40319800					-	-	-	-
40319900					-	-	-	-
40320000					-	-	-	-
40320100					-	-	-	-
40320200					-	-	-	-
40320300					-	-	-	-
40320400					-	-	-	-
40320500					-	-	-	-
40320600					-	-	-	-
40320700					-	-	-	-
40320800					-	-	-	-
40320900					-	-	-	-
40321000					-	-	-	-
40321100					-	-	-	-
40321200					-	-	-	-
40321300					-	-	-	-
40321400					-	-	-	-
40321500					-	-	-	-
40321600					-	-	-	-
40321700					-	-	-	-
40321800					-	-	-	-
40321900					-	-	-	-
40322000					-	-	-	-
40322100					-	-	-	-
40322200					-	-	-	-
40322300					-	-	-	-
40322400					-	-	-	-
40322500					-	-	-	-
40322600					-	-	-	-
40322700					-	-	-	-
40322800					-	-	-	-
40322900					-	-	-	-
40323000					-	-	-	-
40323100					-	-	-	-
40323200					-	-	-	-
40323300					-	-	-	-
40323400					-	-	-	-
40323500					-	-	-	-
40323600					-	-	-	

Worksheet #: Exhibits\Revenue\Support\KY 2013.14.Sewer and Other Plan - Pass 3 Rate Case.xlsx\Other Revenue  
Excel Reference

Kentucky American Water Company  
Case No. 2012-00520  
For the 12 Months Ending July 31, 2014

Aug 2012	Sep 2012	Oct 2012	Nov 2012	Dec 2012	Jan 2013	Feb 2013	Mar 2013	Total
-	640				(1,150)	(1,138)	(179)	(2,466)
		(25,008)	(25,008)	(25,008)				(75,023)
		(1,000)	(1,000)	(1,000)				(3,000)
-	640	(25,008)	(25,008)	(25,008)	(1,150)	(1,138)	(179)	(80,489)

Aug 2012	Sep 2012	Oct 2012	Nov 2012	Dec 2012	Jan 2013	Feb 2013	Mar 2013	Total
(28,601)	(27,129)	(26,000)	(26,000)	(26,000)				(78,000)
0					(8,333)	(8,333)	(8,333)	(25,000)
(1,404)	(1,326)	(19,375)	(19,375)	(19,375)	(56,667)	(56,667)	(56,667)	(170,000)
(2,056)	(1,404)	(44,000)	(41,000)	(38,000)				(123,000)
(89,240)	(63,432)				(39,546)	(38,595)	(42,716)	(120,857)
(137,221)								(343,524)
(414)	(20,218)							(548,634)
	200							(157,439)
(3,268)	1,878	(4,800)	(4,800)	(4,800)				(1,390)
					(5,000)	(5,000)	(5,000)	(15,000)
(20)	(2,475)							(2,675)
(60)	(12)							(336)
(2,736)	(2,664)	(2,000)	(2,000)	(3,000)				(7,000)
					(2,866)	(2,436)	(2,430)	(13,620)
	200							(7,752)
(416)	(988)							(6,318)
(19,500)	(22,324)	(48,000)	(59,000)	(43,000)				(195,806)
					(32,138)	(45,995)	(41,193)	(150,000)
								(119,326)
								26
								1,335
								(200)
(1,835)	(500)	(7,000)	(7,000)	(7,000)				(2,435)
								(21,000)
(7,909)	(7,909)				(7,308)	(5,975)	(10,075)	(31,831)
								(23,357)
								(16,569)
								(500)
(294,959)	(137,479)	(151,175)	(159,175)	(141,175)	(151,175)	(163,001)	(166,413)	(2,452,254)
								16
(7,909)	(7,909)	(7,000)	(7,000)	(7,000)	(7,308)	(5,975)	(10,075)	(92,757)
(137,634)	(20,218)							(706,072)
0								(228,124)
(2,796)	(2,476)	(19,375)	(19,375)	(19,375)	(56,667)	(56,667)	(56,667)	(28,708)
(92,700)	(56,162)	(44,000)	(41,000)	(38,000)	(39,546)	(38,595)	(42,716)	(612,461)
(19,916)	(23,322)	(48,000)	(59,000)	(43,000)	(32,138)	(45,995)	(41,193)	(471,424)
(1,935)	635							(1,300)
(3,468)	(3,971)	(4,800)	(4,800)	(4,800)	(5,000)	(5,000)	(5,000)	(33,265)
(28,601)	(27,129)	(26,000)	(26,000)	(26,000)	(8,333)	(8,333)	(8,333)	(277,643)
								(500)
								(80,489)
(294,959)	(136,859)	(177,183)	(185,183)	(167,183)	(153,027)	(164,139)	(166,592)	(2,532,743)

Workpaper #: W/P - 2-3  
Excel Reference: Exhibits\Revenue\Support\[Service Order.xls]Cost Summary

Kentucky American Water Company  
Case No. 2012-00520  
For the 12 Months Ending July 31, 2014  
Cost of a Service Order for KAWC  
Based on 2011 Budget or 2010 actuals

<b>Labor:</b>	
Field Service (12) + Supervisor O & M Labor budgeted	\$ 651,457
Add 5 FTEs for others charging time to FS work (based on 2010)	\$ 246,216
<b>Total Field Service Direct Charge</b>	<b>\$ 897,673</b>
Grand total O & M labor 120206 department labor	\$ 3,612,000
Direct service order O & M labor as a % of grand total 120206 labor	24.85%
Total FS, Ctrct Svc Manager/Admin O & M Labor	\$ 289,014
Allocated Indirect O & M labor	\$ <b>71,820</b>
<b>Total Labor</b>	<b>\$ 969,493</b>

Northern Labor	
Total Field Service (5) + allocated Supervisor/admin	\$ <b>253,308</b>

<b>Payroll overhead:</b>	
Direct service order labor plus allocated Network Superintendent	\$ 1,222,802
OH by percent (401k, Fica, DCP)	56.75%
<b>Total payroll overhead allocated to direct service order labor</b>	<b>\$ 693,996</b>

<b>120206 123206 Expense:</b>	
Contract Services	\$ 161,469
General Office Expense	\$ 83,377
Miscellaneous	\$ 330,559
Allocated to FS	\$ 575,405
	<b>\$ 142,988</b>

<b>Transportation expense:</b>	
Total miles driven by field service persons in 2010 - Central	244,128
Interpolated miles for extra FTEs	93,895
Interpolated miles by FSRs - Northern	93,895
Total miles driven by field service persons in 2010	431,919
Total service orders worked by field service persons in 2010	127,733
Miles driven per service order in 2010	3.38

Total service orders worked by field service persons in 2010	127,733
Customers 2010 (excludes Fire)	117,714
Service orders worked per average customer in 2010	1.0851

Average customers in forecasted test year 118.514

Workpaper #: W/P - 2-3  
Excel Reference: Exhibits\Revenue\Support\Service Order.xls]Cost Summary

**Kentucky American Water Company**  
Case No. 2012-00520  
For the 12 Months Ending July 31, 2014  
Cost of a Service Order for KAWC  
Based on 2011 Budget or 2010 actuals

Service orders worked per average customer	1.0851
Estimated service orders worked in forecasted test year	128,600
Estimated service orders worked in forecasted test year	128,600
Miles driven per service order in 2010	3.38
Estimated miles driven by field service persons in test year	434,668
IRS rate per mile	\$ 0.510
Estimated transportation cost by field service persons in test year	<u>\$ 221,681</u>

<b>FRCC Costs:</b>	
Total Budget 2011	<u>\$ 300,000</u>

**Allocation of Customer Service Center Costs**

Call center costs in KY management fees	\$ 1,779,000
Total service orders worked by field service persons in 2010	127,733
Average customers in forecasted test year	118,514
Estimated calls per customer	1.88
Estimated # of calls received by the KAW Call Center	221,276
Ratio of service order generating calls to total calls received	58.0%
Allocate CSC costs to service orders based on ratio of service orders to calls received	<u>\$ 1,031,820</u>

<b>Totals</b>	
Labor	\$ 1,222,802
Misc and General office expense	142,988
Payroll overhead	693,996
Transportation expense	221,681
Customer Service Center costs	1,031,820
FRCC	300,000
Subtotal	<u>\$ 3,613,286</u>

Total Expense	<b>3,613,286</b>
# FS Orders Worked in 2010	<b>127,733</b>

**Cost per Order 28.29**

Workpaper #: Exhibits\Revenue\Support\[Service Order.xls]Cost Summary  
W/P - 2-3

Kentucky American Water Company  
Case No. 2012-00520  
For the 12 Months Ending July 31, 2014  
Cost of a Service Order for KAWC  
Based on 2011 Budget or 2010 actuals

Excel Reference:

Workpaper #: Exhibits\Revenue\Support\Service Order.xls]FSR vehicle miles W/P - 2-3  
 Excel Reference:

Kentucky American Water Company  
 Case No. 2012-00520  
 For the 12 Months Ending July 31, 2014  
 Cost of a Service Order for KAWC  
 Based on 2011 Budget or 2010 actuals

KAW#	2010 Miles
123	12,005
107	16,858
117	14,183
127	4,601
142	15,660
143	18,121
144	17,591
145	10
146	7,667
147	29,467
148	19,044
149	23,656
150	14,434
174	9,743
182	15,681
205	25,407
	<hr/>
	244,128

Northern transportation/miles	18,779	18779.08
Lexington - miles per FSR		
Northern - interpolated miles		
FSRs	<hr/>	<hr/>
	5	93,895



Kentucky American Water Company  
Case No. 2012-00520  
For the 12 Months Ending July 31, 2014  
Cost of a Service Order for KAWC  
Based on 2011 Budget or 2010 actuals

	2010	%	2008 ABP	%	Prior Comparison	Weighted average rates
Group Insurance	1,521,554	19.87%	1,273,452	16.63%	20.96%	19.21%
OPEB	845,278	11.04%	455,340	5.94%	7.49%	6.87%
Pensions	980,747	12.80%	387,252	5.06%	6.37%	5.84%
Workers Comp	130,000	1.70%	123,672	1.61%	2.04%	1.87%
FICA/FUTA/SUTA	585,150	7.64%	546,911	7.14%	0	7.18%
401K	135,229	1.77%	47,631	0.62%	0	0.72%
DCP	149,067	1.95%	36,000	0.47%	0	0.59%
<b>O &amp; M Labor</b>	<b>7,659,342</b>	<b>56.75%</b>	<b>6,076,782</b>	<b>37.47%</b>		<b>42.28%</b>

Note: For group insurance, OPEB, Pensions and WC, I have used a weighted average of 1/12 of 2007 and 11/12 of 2008 from Sheila; for FICA/FUTA/SUTA, 401K and EIP, I have used the same weighted averaging method from the budget numbers above.



Workpaper #: W/P - 2-3  
Excel Reference: Exhibits\Revenue\Support\[Service Order.xls]Hours summary

Kentucky American Water Company  
Case No. 2012-00520  
For the 12 Months Ending July 31, 2014  
Cost of a Service Order for KAWC  
Based on 2011 Budget or 2010 actuals

central	2010 hours	
Sum of YTPHRW	POSITION	Total
Field Services Representative	Backhoe Operator	64.50
	CREW LEADER	1,845.00
	Field Services Representative	30,608.00
	Meter Reader	2,650.00
	Meter Reader (11/01/88)	17.50
	Meter Reader (11/2/88-11/1/98)	318.50
	Utility	1,031.50
Field Services Representative Total		36,535.00
Grand Total		36,535.00

14.715385 field service 12 in budget

17.564904 total  
2.8495192 extra fte

Sum of YTPHRW	POSITION	YAALPH	Total
Operations Generalist II (N)	Operations Generalist II (N)	Castleman, Lee E.	2,443.50
		Dempsey, Stephen M.	2,668.50
		Teegarden, Randy H.	2,417.50
		Tudor, Paul E.	2,221.50
Operations Generalist II (N) Total			9,751.00
Operations Generalist III (N)	Operations Generalist III (N)	Benningfield Jr, Billy M.	1,814.50
Operations Generalist III (N) Total			1,814.50
Grand Total			11,565.50

5.5603365



Workpaper #: Exhibits\Revenue\Fire Service Usage Estimate.xlsx\4 Pivot of Pivot Summary  
 W/P - 2-3  
 Excel Reference

Kentucky American Water Company  
 Case No. 2012-00520  
 Estimation of Fire Service Usage Billings  
 Pivot is for Total Usage Excluding Presumed Error Reads, for Meters with More Than 2 Instances of Use Over 12 Months

Meter Size	# Instances in Last 12 Month > 2	Sum of Total Use Less Presumed Error Reads	Count of Unique Meter #	Rate	Usage Charges
5/8	3	447	30	3.621	1618.587
	4	971	8	3.621	
	5	61	9	3.621	
	6	157	8	3.621	
	7	1510	12	3.621	
	8	1024	12	3.621	
	9	697	10	3.621	
	10	118	6	3.621	
	11	43	2	3.621	
	12	1716	12	3.621	
<b>5/8 Total</b>		<b>6744</b>	<b>109</b>		
<b>Grand Total</b>		<b>6744</b>	<b>109</b>		























Workpaper #: Exhibits\Revenue\Fire Service Usage Estimate.xlsx]3 Pivot Paste msbilkyxq2 W/P - 2-3  
Excel Reference

Kentucky American Water Company  
Case No. 2012-00520  
Estimation of Fire Service Usage Billings  
Sum of BHYUSE

Unique Meter #	Account	Meter Size	201210	201209	201208	201207	201206	201205	201204	201203	201202	201201	201112	201111	Reads	Total Use Less Presumed Error in Last 12 Month > 2	# Instances
084812353N	99554	5/8					1.0	3.0			1.0				5.0	3	
084812354N	99555	5/8							1.0						1.0	1	
084812355N	429201	5/8							1.0						1.0	1	
084812359N	99320	5/8													0.0	0	
084812374N	98759	5/8	1.0					1.0							2.0	2	
084812384N	565682	5/8						1.0							1.0	1	
084812387N	565408	5/8					3.0	10.0							13.0	2	
084812393N	562274	5/8													0.0	0	
084812396N	562312	5/8	7.0												7.0	1	
084812398N	562309	5/8											1.0		7.0	1	
084812402N	565499	5/8													0.0	0	
084812418N	99432	5/8			105.0							9,998.0			107.0	3	
084812419N	99233	5/8		6.0						2.0		1.0			7.0	2	
084812420N	99503	5/8													0.0	0	
084962592N	99449	5/8									1.0				1.0	1	
085346620N	98748	5/8													0.0	0	
085687289N	98695	5/8						1.0				1.0			2.0	2	
085687291N	415273	5/8			1.0					1.0	26.0				28.0	3	
085687292N	98702	5/8			1.0			1.0							2.0	2	
085687293N	523334	5/8													0.0	0	
085687295N	595867	5/8						1.0				1.0			3.0	3	
085687297N	98709	5/8					1.0		1.0			1.0			5.0	5	
085687310N	98686	5/8	1.0	1.0											1.0	1	
085687311N	98959	5/8					1.0				1.0				1.0	1	
085687323N	98720	5/8	1.0	1.0		1.0	1.0		1.0						6.0	6	
085687325N	98822	5/8										1.0			1.0	1	
085687326N	98824	5/8									1.0				1.0	1	
085716182N	98812	5/8	2.0							1.0			1.0		4.0	3	
085716183N	98815	5/8	7.0						7.0	24.0	122.0	119.0	3.0	2.0	321.0	12	
085716185N	98760	5/8					10.0					1.0			1.0	1	
085716187N	98805	5/8						1.0							1.0	1	
085716191N	587062	5/8							1.0			1.0			3.0	3	



W/P - 2-3

Exhibits \Revenue \Fire Service Usage Estimate.xlsx]3 Pivot Paste msbilkyxq2

Worksheet #:  
Excel Reference

**Kentucky American Water Company**  
**Case No. 2012-00520**  
**Estimation of Fire Service Usage Billings**  
**Sum of BHYUSE**

Unique Meter #	Account	Meter Size	201210	201209	201208	201207	201206	201205	201204	201203	201202	201201	201112	201111	Total Use Less Presumed Error		# Instances in Last 12 Month > 2
			Reads	Reads	Reads	Reads	Reads	Reads	Reads	Reads	Reads	Reads	Reads	Reads	Reads		
085716250N	98782	5/8													0.0	0	
085716253N	607437	5/8					1.0								1.0	1	
085716263N	518847	5/8	2.0	4.0	2.0	4.0	3.0	3.0	4.0	3.0	2.0	5.0	5.0	4.0	41.0	12	
085716267N	98764	5/8										36.0			36.0	1	
085716277N	540258	5/8	1.0										1.0		2.0	2	
085716279N	98828	5/8		1.0							1.0		1.0		2.0	2	
085716292N	98803	5/8	2.0	1.0	1.0		1.0	1.0		1.0	1.0		1.0		9.0	8	
085716844N	100007	5/8	1.0	1.0	1.0	1.0				1.0		1.0			9.0	9	
085787734N	98917	5/8													0.0	0	
086355713N	455029	5/8													0.0	0	
086356223N	99995	5/8										32.0	62.0	60.0	154.0	3	
086356224N	98765	5/8	5.0	4.0	1.0	1.0	1.0	1.0	3.0	1.0	1.0	2.0	1.0	2.0	21.0	10	
086356225N	98721	5/8													0.0	0	
086356326N	624818	5/8								31.0		30.0			61.0	2	
087178265N	99236	5/8											1,947.0		1,947.0	1	
088700338N	457536	5/8													0.0	0	
088700359N	98882	5/8					1.0								1.0	1	
088700363N	98903	5/8	1.0	1.0	1.0		1.0	1.0	1.0		1.0	1.0	2.0	2.0	11.0	9	
088700365N	615539	5/8					1.0	1.0			1.0		1.0		3.0	3	
088700432N	99086	5/8													0.0	0	
088700447N	100023	5/8						1.0							0.0	0	
088700627N	98867	5/8													1.0	1	
088700645N	98865	5/8											1.0		1.0	1	
088700646N	98847	5/8	1.0	1.0			1.0	1.0	1.0	3.0	1.0	2.0	2.0	10.0	10.0	7	
088700647N	98849	5/8			1.0								1.0		3.0	3	
088700658N	98918	5/8													0.0	0	
088700835N	99141	5/8													0.0	0	
088700955N	99131	5/8					1.0								1.0	1	
088701471N	99569	5/8										1.0			1.0	1	
088741765N	598292	5/8			1.0										1.0	1	
088741871N	557324	5/8													0.0	0	
088741872N	99815	5/8				1.0								1.0	2.0	2	





Workpaper #: W/P - 2-3  
 Excel Reference Exhibits\Revenue\[Fire Service Usage Estimate.xlsx]3 Pivot Paste msbilkyxq2

Kentucky American Water Company  
 Case No. 2012-00520  
 Estimation of Fire Service Usage Billings  
 Sum of BHYUSE

Unique Meter #	Account	Meter Size	201210	201209	201208	201207	201206	201205	201204	201203	201202	201201	201112	201111	Total Use Less		# Instances in Last 12 Month > 2
															Reads	Presumed Error	
091538135N	647292	5/8	10,000.0												0.0	0.0	1
091538136N	647289	5/8	10,000.0												0.0	0.0	1
091538469N	99870	5/8	1.0												2.0	2.0	2
091539395N	659484	5/8	10,000.0												0.0	0.0	1
091539584N	640664	5/8			10,000.0										0.0	0.0	1
095338934B	99624	5/8							1.0						56.0	56.0	3
095517341B	97228	5/8		9,747.0											0.0	0.0	1
095517985B	98692	5/8								10.0					10.0	10.0	1
095700477B	98980	5/8								58.0					58.0	58.0	1
095784967B	97211	5/8		9,671.0											0.0	0.0	1
095785776B	99238	5/8								9,998.0					0.0	0.0	1
Grand Total			112,355.0	21,332.0	39,642.0	30,419.0	30,441.0	40,021.0	31,526.0	61,352.0	20,816.0	82,321.0	88,747.0	9,978.0	63,407.0	63,407.0	2



Kentucky American Water  
Case No. 2012-00520  
W/P - 2.3 Other Revenues  
Exhibit/Revenue/[Bill Analysis.xlsx]Other Revenue

Nov 2012	Dec 2012	Jan 2013	Feb 2013	Mar 2013	Total
		(1,150)	(1,138)	(179)	(2,466)
(25,008)	(25,008)				(75,023)
(1,000)	(1,000)				(3,000)
<b>(26,008)</b>	<b>(26,008)</b>	<b>(1,150)</b>	<b>(1,138)</b>	<b>(179)</b>	<b>(80,489)</b>

Nov 2012	Dec 2012	Jan 2013	Feb 2013	Mar 2013	Total
(26,000)	(26,000)				(78,000)
		(8,333)	(8,333)	(8,333)	(174,643)
		(56,667)	(56,667)	(56,667)	(170,000)
(19,375)	(19,375)				(58,125)
(41,000)	(38,000)				(7,878)
		(39,546)	(38,595)	(42,716)	(123,000)
					(17,202)
					(120,857)
					(343,524)
					(548,634)
					(157,439)
					200
(4,800)	(4,800)				(1,390)
		(5,000)	(5,000)	(5,000)	(14,400)
					(15,000)
(2,000)	(3,000)				(2,675)
					(336)
					(7,000)
		(2,886)	(2,436)	(2,430)	(13,620)
					(7,752)
					(6,318)
(59,000)	(43,000)				(195,806)
		(32,138)	(45,995)	(41,193)	(150,000)
					(119,326)
					26
					1,395
					(200)
(7,000)	(7,000)				(2,435)
					(21,000)
					(31,831)
		(7,308)	(5,875)	(10,075)	(23,357)
					(16,569)
(159,175)	(141,175)	(151,878)	(163,001)	(166,413)	(2,452,254)

**Kentucky-American Water Company**  
**Case No. 2012-00520**  
**Forecasted Test Period Ending July 31, 2014**

**Table of Contents - Workpapers for O & M Expense**

<u>Description</u>	<u>Reference</u>
Labor	W/P - 3-1
Group Insurance and OPEB	W/P - 3-1a
Other Benefits	W/P - 3-1b
Pension	W/P - 3-1c
Purchased Water	W/P - 3-2
Fuel and Power	W/P - 3-3
Chemicals	W/P - 3-4
Waste Disposal	W/P - 3-5
Regulatory Expense	W/P - 3-6
Support Services	W/P - 3-7
Insurance Other than Group	W/P - 3-8
Other Customer Accounting	W/P - 3-9
Uncollectible Accounts	W/P - 3-10
Rents	W/P - 3-11
Building Maintenance and Services	W/P - 3-12
Maintenance Supplies and Services	W/P - 3-13
Telecommunications	W/P - 3-14
Postage, Printing, and Stationary	W/P - 3-15
Other Supplies and Services	W/P - 3-16
Advertising and Marketing	W/P - 3-17
Contract Services	W/P - 3-18
Employee Related Expense	W/P - 3-19
Miscellaneous Expense	W/P - 3-20
Transportation	W/P - 3-21

Kentucky American Water Company  
 Case No. 2012-00520  
 Pro Forma Adjustment of Labor Expense  
 For the 12 Months Ending July 31, 2014

Witness Responsible: \_\_\_\_\_  
 Type of Filing: \_\_\_X\_\_\_ Original \_\_\_ \_\_\_ Updated \_\_\_ \_\_\_ Revised

Line No.	Description	Base Year at 3/31/2013	Adjustments	Forecast Year at 7/31/2014	Reference
1	Base Year for the 12 Months Ended 3/31/2013	\$ 7,150,158		\$ 7,150,158	
2					
3					
4	<b>Adjustments:</b>				
5	Changes to Salaries & Wages Expense		\$ 79,276		
	Adjust Out Incentive Pay		\$ (349,221)		Exhibits\Expense\[Labor and Labor Related.xlsx]KY Forecast Labor
7	<b>Total Adjustments:</b>		\$ (269,945)	(269,945)	
8					
9					
10	<b>Forecasted Year at Present Rates</b>			\$ 6,880,213	Exhibits\Expense\[Labor and Labor Related.xlsx]KY Forecast Labor
11					
12					



Click '+' To Expand Regular

Click '+' To Expand Non-Sched OT

Kentucky American Water  
 Calculation of Forecasted Labor & Labor Related Expenses  
 Including Salaries & Wages, Group Insurance, 401k, DCP, & Payroll Tax  
 Exhibits\Expense[Labor and Labor Related.xlsx]KY Forecast Labo  
 W/P - 3-1  
 W/P - 3-1a  
 W/P - 3-1b  
 W/P - 5-3

Line No.	Schedule Dept	Position Begin Date	Position End Date	Bus Unit	Business Unit Name	Employment Status	Union? (U/N)	Exempt? (Y/N)	Pay Grade	Benefit Group	Gross Regular		Gross Non-Scheduled OT		
											Regular Hours	Regular Time Wages	NS Hours	OT Multiplier	OT Wages
1	A&G			120118	CORP-Human Resources	Full-Time Regular	N	Y	L09	AMER06	2088	\$ 57,805	0.0	1.57	\$ -
2	A&G			120105	CORP-Admin & Gen	Full-Time Regular	N	Y	L05	AMER06	2088	\$ 158,848	0.0	1.57	\$ -
3	A&G			120105	CORP-Admin & Gen	Full-Time Regular	N	Y	ML4	AMER06	2088	\$ 181,990	0.0	1.57	\$ -
4	A&G			120105	CORP-Admin & Gen	Full-Time Regular	N	N	L11	AMER06	2088	\$ 64,928	0.0	1.57	\$ -
5	A&G			120119	CORP-Loss Control	Full-Time Regular	N	Y	L09	AMER06	2088	\$ 73,690	0.0	1.57	\$ -
6	A&G			120119	CORP-Loss Control	Full-Time Regular	N	N	L10	AMER06	2088	\$ 59,050	0.0	1.57	\$ -
7	A&G			120121	CORP-Communications	Full-Time Regular	N	Y	L07	AMER06	2088	\$ 104,518	0.0	1.57	\$ -
8	A&G			120121	CORP-Communications	Full-Time Regular	N	N	L12	AMER06	2088	\$ 46,567	10.0	1.57	\$ 346
9	A&G			120105	CORP-Admin & Gen	Full-Time Regular	N	N	L10	AMER06	2088	\$ 52,220	0.0	1.57	\$ -
10	A&G			120121	CORP-Communications	Full-Time Regular	N	Y	L10	AMER06	2088	\$ 62,665	0.0	1.57	\$ -
11	A&G			120114	CORP-Engineering	Full-Time Regular	N	Y	L08	AMER06	2088	\$ 71,020	0.0	1.57	\$ -
12	A&G			120114	CORP-Engineering	Full-Time Regular	N	N	L11	AMER06	2088	\$ 52,535	0.0	1.57	\$ -
13	A&G			120114	CORP-Engineering	Full-Time Regular	N	N	L10	AMER06	2088	\$ 70,381	0.0	1.57	\$ -
14	A&G			120114	CORP-Engineering	Full-Time Regular	N	N	L10	AMER06	2088	\$ 52,702	0.0	1.57	\$ -
15	A&G			120114	CORP-Engineering	Full-Time Regular	N	N	L10	AMER06	2088	\$ 59,621	0.0	1.57	\$ -
16	A&G			120114	CORP-Engineering	Full-Time Regular	N	Y	L07	AMER06	2088	\$ 87,137	0.0	1.57	\$ -
17	A&G			120114	CORP-Engineering	Full-Time Regular	N	N	L10	AMER06	2088	\$ 53,306	0.0	1.57	\$ -
18	A&G			120114	CORP-Engineering	Full-Time Regular	N	N	L11	AMER06	2088	\$ 46,776	0.0	1.57	\$ -
19	A&G			120114	CORP-Engineering	Full-Time Regular	N	Y	L08	AMER06	2088	\$ 92,161	0.0	1.57	\$ -
20	A&G		12/31/2013	120114	CORP-Engineering	Full-Time Regular	N	N	L10	AMER06	2088	\$ 52,572	0.0	1.57	\$ -
21	Distribution			120206	LEX-Field Services	Full-Time Regular	U	N	L10	UPOS01	872	\$ 19,752	40.0	1.57	\$ 1,425
22	Distribution			120206	LEX-Field Services	Full-Time Regular	U	N	L13	UPRE01	2088	\$ 47,707	94.0	1.57	\$ 3,370
23	Distribution			120206	LEX-Field Services	Full-Time Regular	U	N	L13	UPRE01	2088	\$ 50,302	94.0	1.57	\$ 3,553
24	Distribution			120206	LEX-Field Services	Full-Time Regular	U	N	L13	UPRE01	2088	\$ 47,707	94.0	1.57	\$ 3,370
25	Distribution		8/30/2013	120206	LEX-Field Services	Full-Time Regular	U	N	L13	UPRE01	176	\$ 3,948	6.0	1.57	\$ 211
26	Distribution			120206	LEX-Field Services	Full-Time Regular	U	N	L13	UPRE01	2088	\$ 52,687	94.0	1.57	\$ 3,722
27	Distribution			120206	LEX-Field Services	Full-Time Regular	U	N	L13	UPRE01	2088	\$ 47,707	94.0	1.57	\$ 3,370
28	Distribution			120206	LEX-Field Services	Full-Time Regular	U	N	L13	UPRE01	2088	\$ 47,707	94.0	1.57	\$ 3,370
29	Distribution		12/31/2013	120206	LEX-Field Services	Full-Time Regular	U	N	L13	UPRE01	872	\$ 19,752	40.0	1.57	\$ 1,425
30	Distribution			120206	LEX-Field Services	Full-Time Regular	U	N	L13	UPRE01	2088	\$ 53,559	104.0	1.57	\$ 4,182
31	Distribution			120206	LEX-Field Services	Full-Time Regular	U	N	L13	UPRE01	2088	\$ 43,904	187.0	1.57	\$ 6,162
32	Distribution			120206	LEX-Field Services	Full-Time Regular	N	N	L13	UPRE01	2088	\$ 46,467	116.0	1.57	\$ 4,048
33	Distribution			120206	LEX-Field Services	Full-Time Regular	N	N	L13	UPRE01	2088	\$ 37,144	131.0	1.57	\$ 3,654
34	Distribution			120206	LEX-Field Services	Full-Time Regular	N	N	L13	UPRE01	2088	\$ 42,709	131.0	1.57	\$ 4,202
35	Distribution			120206	LEX-Field Services	Full-Time Regular	N	N	L13	UPRE01	2088	\$ 37,144	116.0	1.57	\$ 3,236
36	Distribution			120206	LEX-Field Services	Full-Time Regular	N	N	L13	UPRE01	2088	\$ 37,055	116.0	1.57	\$ 3,226
37	Distribution			120206	LEX-Field Services	Full-Time Regular	N	N	L13	UPRE01	2088	\$ 43,465	116.0	1.57	\$ 3,400
38	Distribution			120206	LEX-Field Services	Full-Time Regular	N	N	L13	UPRE01	2088	\$ 39,985	116.0	1.57	\$ 3,400
39	Distribution			120206	LEX-Field Services	Full-Time Regular	U	N	L13	UPOS06	2088	\$ 50,302	223.5	1.57	\$ 8,450
40	Distribution			120206	LEX-Field Services	Full-Time Regular	U	N	L13	UPOS06	2088	\$ 50,302	223.5	1.57	\$ 8,450
41	Distribution			120206	LEX-Field Services	Full-Time Regular	U	N	L13	UPOS06	2088	\$ 50,302	223.5	1.57	\$ 8,450
42	Distribution			120206	LEX-Field Services	Full-Time Regular	U	N	L13	UPOS06	2088	\$ 50,302	223.5	1.57	\$ 8,450
43	Distribution			120206	LEX-Field Services	Full-Time Regular	U	N	L13	UPOS06	2088	\$ 50,302	223.5	1.57	\$ 8,450
44	Distribution			120206	LEX-Field Services	Full-Time Regular	U	N	L13	UPOS06	2088	\$ 50,302	223.5	1.57	\$ 8,450
45	Distribution			120206	LEX-Field Services	Full-Time Regular	U	N	L13	UPOS06	2088	\$ 50,302	223.5	1.57	\$ 8,450
46	Distribution			120206	LEX-Field Services	Full-Time Regular	U	N	L13	UPOS06	2088	\$ 50,302	223.5	1.57	\$ 8,450
47	Distribution			120206	LEX-Field Services	Full-Time Regular	U	N	L13	UPOS06	2088	\$ 50,302	223.5	1.57	\$ 8,450
48	Distribution			120206	LEX-Field Services	Full-Time Regular	U	N	L13	UPOS06	2088	\$ 50,302	223.5	1.57	\$ 8,450

1A

1B

Click '+' To Expand Regular

Click '+' To Expand Non-Sched OT

Kentucky American Water

Calculation of Forecasted Labor & Labor Related Expenses

Including Salaries & Wages, Group Insurance, 401k, DCP, & Payroll Tax Exhibits\Expense[Labor and Labor Related.xlsx]KY Forecast Labo

W/P - 3-1

W/P - 3-1a

W/P - 3-1b

W/P - 5-3

Line No.	Schedule G Dept	Position Begin Date	Position End Date	Bus Unit	Business Unit Name	Employment Status	Union? (U/N)	Exempt? (Y/N)	Pay Grade	Benefit Group	Gross Regular		Gross Non-Scheduled OT	
											Hours	Time Wges	Hours	Wages
49	Distribution			120206	LEX-Field Services	Full-Time Regular	U	N		UPOS06	2088	\$ 50,302	223.5	\$ 8,450
50	Distribution			120206	LEX-Field Services	Full-Time Regular	U	N		UPOS06	2088	\$ 50,302	223.5	\$ 8,450
51	Distribution			120206	LEX-Field Services	Full-Time Regular	U	N		UPRE01	2088	\$ 51,502	451.0	\$ 17,416
52	Distribution			120206	LEX-Field Services	Full-Time Regular	U	N		UPOS06	2088	\$ 51,502	478.0	\$ 18,524
53	Distribution			120201	LEX-Production	Full-Time Regular	U	N		UPRE01	2088	\$ 53,559	209.0	\$ 8,403
54	Distribution			120206	LEX-Field Services	Full-Time Regular	U	N		UPRE01	2088	\$ 52,687	269.9	\$ 10,655
55	Distribution			120206	LEX-Field Services	Full-Time Regular	U	N		UPRE01	2088	\$ 52,687	269.9	\$ 10,655
56	Distribution			120206	LEX-Field Services	Full-Time Regular	U	N		UPRE01	2088	\$ 52,687	269.9	\$ 10,655
57	Distribution			120206	LEX-Field Services	Full-Time Regular	U	N		UPRE01	2088	\$ 52,687	269.9	\$ 10,655
58	Distribution			120206	LEX-Field Services	Full-Time Regular	U	N		UPRE01	2088	\$ 52,687	269.9	\$ 10,655
59	Distribution			120206	LEX-Field Services	Full-Time Regular	U	N		UPRE01	2088	\$ 52,687	269.9	\$ 10,655
60	Distribution			120206	LEX-Field Services	Full-Time Regular	U	N		UPRE01	2088	\$ 52,687	269.9	\$ 10,655
61	Distribution			120206	LEX-Field Services	Full-Time Regular	U	N		UPRE01	2088	\$ 52,687	269.9	\$ 10,655
62	Distribution			120206	LEX-Field Services	Full-Time Regular	U	N		UPRE01	2088	\$ 52,687	269.9	\$ 10,655
63	Distribution			120206	LEX-Field Services	Full-Time Regular	U	N		UPRE01	2088	\$ 52,687	269.9	\$ 10,655
64	Distribution			120206	LEX-Field Services	Full-Time Regular	U	N		UPRE01	2088	\$ 52,687	269.9	\$ 10,655
65	Distribution			120206	LEX-Field Services	Full-Time Regular	U	N		UPRE01	2088	\$ 52,687	269.9	\$ 10,655
66	Distribution			120206	LEX-Field Services	Full-Time Regular	N	Y	L06	AMER06	2088	\$ 125,217	0.0	\$ -
67	Distribution			120206	LEX-Field Services	Full-Time Regular	N	N	L10	AMERST	2088	\$ 57,718	256.4	\$ 11,108
68	Distribution			120206	LEX-Field Services	Full-Time Regular	N	N	L10	AMERST	2088	\$ 59,232	84.0	\$ 3,733
69	Distribution			120206	LEX-Field Services	Full-Time Regular	N	N	L10	AMER06	2088	\$ 64,851	0.0	\$ -
70	Distribution			120206	LEX-Field Services	Full-Time Regular	N	Y	L09	AMERST	2088	\$ 71,826	0.0	\$ -
71	Distribution			120206	LEX-Field Services	Full-Time Regular	N	Y	L09	AMERST	2088	\$ 90,063	0.0	\$ -
72	Distribution			120206	LEX-Field Services	Full-Time Regular	N	Y	L09	AMERST	2088	\$ 86,592	0.0	\$ -
73	Distribution			120206	LEX-Field Services	Full-Time Regular	N	Y	L09	AMERST	2088	\$ 79,738	0.0	\$ -
74	Distribution			120206	LEX-Field Services	Full-Time Regular	N	Y	L09	AMERST	2088	\$ 67,034	0.0	\$ -
75	Distribution			120206	LEX-Field Services	Full-Time Regular	U	N		UPOS06	2088	\$ 47,707	139.0	\$ 4,978
76	Distribution			120206	LEX-Field Services	Full-Time Regular	U	N		UPOS06	2088	\$ 47,707	139.0	\$ 4,978
77	Distribution			120206	LEX-Field Services	Full-Time Regular	U	N		UPOS06	2088	\$ 47,707	139.0	\$ 4,978
78	Distribution			120206	LEX-Field Services	Full-Time Regular	U	N		UPOS06	2088	\$ 47,707	139.0	\$ 4,978
79	Distribution			120206	LEX-Field Services	Full-Time Regular	U	N		UPOS06	2088	\$ 47,707	139.0	\$ 4,978
80	Distribution			120206	LEX-Field Services	Full-Time Regular	U	N		UPOS06	2088	\$ 47,707	139.0	\$ 4,978
81	Distribution			120206	LEX-Field Services	Full-Time Regular	U	N		UPOS06	2088	\$ 47,707	139.0	\$ 4,978
82	Distribution			120206	LEX-Field Services	Full-Time Regular	U	N		UPOS06	2088	\$ 47,707	139.0	\$ 4,978
83	Distribution			120206	LEX-Field Services	Full-Time Regular	U	N		UPOS06	2088	\$ 47,707	139.0	\$ 4,978
84	Distribution			120206	LEX-Field Services	Full-Time Regular	U	N		UPOS06	2088	\$ 47,707	139.0	\$ 4,978
85	Distribution			120206	LEX-Field Services	Full-Time Regular	U	N		UPOS06	2088	\$ 47,707	139.0	\$ 4,978
86	Distribution			120206	LEX-Field Services	Full-Time Regular	U	N		UPOS06	2088	\$ 47,707	139.0	\$ 4,978
87	Production			120217	LEX-Water Quality	Full-Time Regular	N	Y	L10	AMER06	2088	\$ 53,788	0.0	\$ -
88	Production			120217	LEX-Water Quality	Full-Time Regular	N	Y	L10	AMERST	2088	\$ 65,802	0.0	\$ -
89	Production			120217	LEX-Water Quality	Full-Time Regular	N	N	L10	AMERST	2088	\$ 58,468	0.0	\$ -
90	Production			120217	LEX-Water Quality	Full-Time Regular	N	Y	L07	AMERST	2088	\$ 83,555	0.0	\$ -
91	Production			120201	LEX-Production	Full-Time Regular	N	N	L12	AMERST	2088	\$ 48,173	180.0	\$ 6,966
92	Production			120201	LEX-Production	Full-Time Regular	U	N		UPRE01	2088	\$ 53,559	104.6	\$ 4,206
93	Production			120201	LEX-Production	Full-Time Regular	U	N		UPOS06	2088	\$ 53,559	104.6	\$ 4,206
94	Production			120201	LEX-Production	Full-Time Regular	U	N		UPOS06	2088	\$ 53,559	104.6	\$ 4,206
95	Production			120201	LEX-Production	Full-Time Regular	U	N		UPOS06	2088	\$ 53,559	104.6	\$ 4,206
96	Production			120201	LEX-Production	Full-Time Regular	N	Y	L07	AMER06	2088	\$ 91,909	0.0	\$ -

Kentucky American Water  
 Calculation of Forecasted Labor & Labor Related Expenses  
 Including Salaries & Wages, Group Insurance, 401k, DCP, & Payroll Tax  
 Exhibits\Expense[Labor and Labor Related.xlsx]KY Forecast Labo  
 W/P - 3-1  
 W/P - 3-1a  
 W/P - 3-1b  
 W/P - 5-3

Click '+' To Expand Regular

Click '+' To Expand Non-Sched OT

Line No.	Schedule G Dept	Position Begin Date	Position End Date	Bus Unit	Business Unit Name	Employment Status	Union? (U/N)	Exempt? (Y/N)	Pay Grade	Benefit Group	1A Gross Regular			1B Gross Non-Scheduled OT		
											Regular Time Hours	Regular Time Wges	Regular Time	NS Hours	Multiplier	OT Wages
97	Production			120201	LEX-Production	Full-Time Regular	N	N	L10	DCPT01	2088	\$ 67,887		135.0	1.57	\$ 6,881
98	Production			120201	LEX-Production	Full-Time Regular	N	N	L10	AMER06	2088	\$ 58,620		0.0	1.57	\$ -
99	Production			120201	LEX-Production	Full-Time Regular	N	N	L10	DCPT01	2088	\$ 59,341		0.0	1.57	\$ -
100	Production			120201	LEX-Production	Full-Time Regular	N	Y	L09	AMERST	2088	\$ 78,728		0.0	1.57	\$ -
101	Production			120201	LEX-Production	Full-Time Regular	N	Y	L09	AMER06	2088	\$ 70,570		0.0	1.57	\$ -
102	Production			120201	LEX-Production	Full-Time Regular	U	N		UPOS06	2088	\$ 55,965		132.0	1.57	\$ 5,544
103	Production			120201	LEX-Production	Full-Time Regular	U	N		UPRE01	2088	\$ 55,218		132.0	1.57	\$ 5,470
104	Production			120201	LEX-Production	Full-Time Regular	U	N		UPRE01	2088	\$ 53,559		132.0	1.57	\$ 5,305
105	Production			120201	LEX-Production	Full-Time Regular	U	N		UPRE01	2088	\$ 55,218		132.0	1.57	\$ 5,470
106	Production			120201	LEX-Production	Full-Time Regular	U	N		UPRE01	2088	\$ 55,218		132.0	1.57	\$ 5,470
107	Production			120201	LEX-Production	Full-Time Regular	U	N		UPRE01	2088	\$ 55,469		132.0	1.57	\$ 5,495
108	Production			120201	LEX-Production	Full-Time Regular	U	N		UPOS06	2088	\$ 55,965		132.0	1.57	\$ 5,544
109	Production			120201	LEX-Production	Full-Time Regular	U	N		UPOS01	2088	\$ 53,559		132.0	1.57	\$ 5,305
110	Production			120201	LEX-Production	Full-Time Regular	U	N		UPRE01	2088	\$ 53,559		132.0	1.57	\$ 5,305
111	Production			120201	LEX-Production	Full-Time Regular	U	N		UPOS06	2088	\$ 51,982		132.0	1.57	\$ 5,149
112	Production			120201	LEX-Production	Full-Time Regular	U	N		UPOS06	2088	\$ 55,469		132.0	1.57	\$ 5,495
113	Production			120201	LEX-Production	Full-Time Regular	U	N		UPOS06	2088	\$ 50,985		132.0	1.57	\$ 5,051
114	Production			120201	LEX-Production	Full-Time Regular	U	N		UPOS06	2088	\$ 52,624		132.0	1.57	\$ 5,213
115	Production			120201	LEX-Production	Full-Time Regular	U	N		UPRE01	2088	\$ 51,794		132.0	1.57	\$ 5,131
116	Production			120201	LEX-Production	Full-Time Regular	U	N		UPRE01	2088	\$ 50,302		132.0	1.57	\$ 4,983
117	Production			120252	LEX-Pool III WTP	Full-Time Regular	N	N	L11	AMER06	2088	\$ 51,214		46.1	1.57	\$ 1,772
118	Production			120252	LEX-Pool III WTP	Full-Time Regular	N	N	L11	AMER06	2088	\$ 51,190		46.1	1.57	\$ 1,771
119	Production			120252	LEX-Pool III WTP	Full-Time Regular	N	N	L10	AMER06	2088	\$ 58,459		46.1	1.57	\$ 2,023
120	Production			120252	LEX-Pool III WTP	Full-Time Regular	N	N	L11	AMERST	2088	\$ 53,702		46.1	1.57	\$ 1,858
121	Production			120252	LEX-Pool III WTP	Full-Time Regular	N	N	L11	AMER06	2088	\$ 52,854		46.1	1.57	\$ 1,829
122	Production			120252	LEX-Pool III WTP	Full-Time Regular	N	N	L11	AMERST	2088	\$ 50,117		46.1	1.57	\$ 1,734
123	Production			120252	LEX-Pool III WTP	Full-Time Regular	N	Y	L09	AMER06	2088	\$ 69,855		0.0	1.57	\$ -
124	Production			120252	LEX-Pool III WTP	Full-Time Regular	N	N	L10	AMER06	2088	\$ 52,137		12.0	1.57	\$ 469
125	Production			123201	OWN-Production	Full-Time Regular	N	N	L10	AMER06	2088	\$ 53,847		59.6	1.57	\$ 2,403
126	Production	12/31/2013		123201	OWN-Production	Full-Time Regular	N	N	L11	AMERST	872	\$ 19,249		37.0	1.57	\$ 1,280
127	Production	12/31/2013		123201	OWN-Production	Full-Time Regular	N	N	L11	AMER06	872	\$ 19,086		37.0	1.57	\$ 1,269
128	Production	12/31/2013		123201	OWN-Production	Full-Time Regular	N	N	L11	AMERST	872	\$ 19,429		37.0	1.57	\$ 1,292
129	Production	12/31/2013		123201	OWN-Production	Full-Time Regular	N	N	L11	AMER06	872	\$ 19,145		37.0	1.57	\$ 1,273
130	Distribution			123205	OWN-Admin & Gen	Full-Time Regular	N	Y	L07	AMER06	2088	\$ 105,519		0.0	1.57	\$ -
131	Distribution			123205	OWN-Admin & Gen	Full-Time Regular	N	N	L13	AMERST	2088	\$ 37,172		72.0	1.57	\$ 2,009
132	Distribution			123205	OWN-Admin & Gen	Full-Time Regular	N	N	L13	AMERST	2088	\$ 38,013		72.0	1.57	\$ 2,049
133	Distribution			123206	OWN-Field Services	Full-Time Regular	N	N	L12	AMER06	2088	\$ 43,448		192.0	1.57	\$ 6,259
134	Distribution			123206	OWN-Field Services	Full-Time Regular	N	N	L12	AMER06	2088	\$ 43,448		192.0	1.57	\$ 6,259
135	Distribution			123206	OWN-Field Services	Full-Time Regular	N	N	L12	AMERST	2088	\$ 45,746		192.0	1.57	\$ 6,500
136	Distribution			123206	OWN-Field Services	Full-Time Regular	N	N	L12	AMERST	2088	\$ 46,969		192.0	1.57	\$ 6,744
137	Production			123301	OWNWW-Production	Full-Time Regular	N	N	L11	AMERST	2088	\$ 46,878		72.0	1.57	\$ 2,531
138	Production			120252	LEX-Pool III WTP	Full-Time Regular	N	N	L11	AMER06	1216	\$ 32,993		38.6	1.57	\$ 1,100

Sum 278,064 \$ 7,654,813 15,092 \$ 571,012

Click '+' To Expand Sched OT

Kentucky American Water  
 Calculation of Forecasted Labor & Labor Related Expenses  
 Including Salaries & Wages, Group Insurance, 401k, DCP, & Payroll Tax  
 Exhibits\Expense[Labor and Labor Related.xlsx]KY Forecast Labo

Line No.	Schedule G Dept	Position Begin Date	Position End Date	Bus Unit	Bus Unit Name	Employment Status	Gross Scheduled OT		Sched. OT Wages	1C	Gross Shift Premium	1D	1 Total	2A	2B
							Sched. OT Hours	OT Multiplier							
1	A&G	120118		120118	CORP-Human Resources	Full-Time Regular	0	1.57	\$ -	\$ -	\$ -	\$ 57,805	\$ 1,857	\$ 3,035	
2	A&G	120105		120105	CORP-Admin & Gen	Full-Time Regular	0	1.57	\$ -	\$ -	\$ -	\$ 158,848	\$ 3,971	\$ -	
3	A&G	120105		120105	CORP-Admin & Gen	Full-Time Regular	0	1.57	\$ -	\$ -	\$ -	\$ 181,990	\$ 4,550	\$ -	
4	A&G	120105		120105	CORP-Admin & Gen	Full-Time Regular	0	1.57	\$ -	\$ -	\$ -	\$ 64,928	\$ 1,623	\$ -	
5	A&G	120119		120119	CORP-Loss Control	Full-Time Regular	0	1.57	\$ -	\$ -	\$ -	\$ 73,690	\$ -	\$ 3,869	
6	A&G	120119		120119	CORP-Loss Control	Full-Time Regular	0	1.57	\$ -	\$ -	\$ -	\$ 59,050	\$ 1,476	\$ -	
7	A&G	120121		120121	CORP-Communications	Full-Time Regular	0	1.57	\$ -	\$ -	\$ -	\$ 104,518	\$ 2,613	\$ -	
8	A&G	120121		120121	CORP-Communications	Full-Time Regular	0	1.57	\$ -	\$ -	\$ -	\$ 46,913	\$ 469	\$ 2,445	
9	A&G	120105		120105	CORP-Admin & Gen	Full-Time Regular	0	1.57	\$ -	\$ -	\$ -	\$ 52,220	\$ 2,089	\$ 2,742	
10	A&G	120121		120121	CORP-Communications	Full-Time Regular	0	1.57	\$ -	\$ -	\$ -	\$ 62,665	\$ 2,632	\$ 3,290	
11	A&G	120114		120114	CORP-Engineering	Full-Time Regular	0	1.57	\$ -	\$ -	\$ -	\$ 71,020	\$ 3,125	\$ 3,729	
12	A&G	120114		120114	CORP-Engineering	Full-Time Regular	0	1.57	\$ -	\$ -	\$ -	\$ 52,535	\$ 1,313	\$ -	
13	A&G	120114		120114	CORP-Engineering	Full-Time Regular	0	1.57	\$ -	\$ -	\$ -	\$ 70,381	\$ 1,760	\$ -	
14	A&G	120114		120114	CORP-Engineering	Full-Time Regular	0	1.57	\$ -	\$ -	\$ -	\$ 52,702	\$ -	\$ -	
15	A&G	120114		120114	CORP-Engineering	Full-Time Regular	0	1.57	\$ -	\$ -	\$ -	\$ 59,621	\$ 1,491	\$ -	
16	A&G	120114		120114	CORP-Engineering	Full-Time Regular	0	1.57	\$ -	\$ -	\$ -	\$ 87,137	\$ 4,008	\$ 4,575	
17	A&G	120114		120114	CORP-Engineering	Full-Time Regular	0	1.57	\$ -	\$ -	\$ -	\$ 53,306	\$ 1,866	\$ 2,799	
18	A&G	120114		120114	CORP-Engineering	Full-Time Regular	0	1.57	\$ -	\$ -	\$ -	\$ 46,776	\$ 234	\$ -	
19	A&G	120114		120114	CORP-Engineering	Full-Time Regular	0	1.57	\$ -	\$ -	\$ -	\$ 92,161	\$ 2,960	\$ 4,838	
20	A&G	120114		120114	CORP-Engineering	Full-Time Regular	0	1.57	\$ -	\$ -	\$ -	\$ 52,572	\$ 1,535	\$ 2,760	
21	Distribution		12/31/2013	120206	LEX-Field Services	Full-Time Regular	0	1.57	\$ -	\$ -	\$ -	\$ 21,177	\$ -	\$ 1,037	
22	Distribution		120206	120206	LEX-Field Services	Full-Time Regular	0	1.57	\$ -	\$ -	\$ -	\$ 51,078	\$ 1,193	\$ -	
23	Distribution		120206	120206	LEX-Field Services	Full-Time Regular	0	1.57	\$ -	\$ -	\$ -	\$ 53,855	\$ -	\$ -	
24	Distribution		120206	120206	LEX-Field Services	Full-Time Regular	0	1.57	\$ -	\$ -	\$ -	\$ 51,078	\$ -	\$ -	
25	Distribution		120206	120206	LEX-Field Services	Full-Time Regular	0	1.57	\$ -	\$ -	\$ -	\$ 4,159	\$ -	\$ 207	
26	Distribution		120206	120206	LEX-Field Services	Full-Time Regular	0	1.57	\$ -	\$ -	\$ 15	\$ 56,424	\$ 1,317	\$ -	
27	Distribution		120206	120206	LEX-Field Services	Full-Time Regular	0	1.57	\$ -	\$ -	\$ -	\$ 51,078	\$ -	\$ 2,505	
28	Distribution		120206	120206	LEX-Field Services	Full-Time Regular	0	1.57	\$ -	\$ -	\$ -	\$ 51,078	\$ -	\$ -	
29	Distribution		12/31/2013	120206	LEX-Field Services	Full-Time Regular	0	1.57	\$ -	\$ -	\$ -	\$ 21,177	\$ 577	\$ 1,037	
30	Distribution		120206	120206	LEX-Field Services	Full-Time Regular	0	1.57	\$ -	\$ -	\$ -	\$ 57,741	\$ 1,339	\$ -	
31	Distribution		120206	120206	LEX-Field Services	Full-Time Regular	0	1.57	\$ -	\$ -	\$ -	\$ 50,066	\$ 1,502	\$ 2,305	
32	Distribution		120206	120206	LEX-Field Services	Full-Time Regular	0	1.57	\$ -	\$ -	\$ -	\$ 50,515	\$ 2,021	\$ 2,440	
33	Distribution		120206	120206	LEX-Field Services	Full-Time Regular	0	1.57	\$ -	\$ -	\$ -	\$ 40,798	\$ 1,224	\$ 1,950	
34	Distribution		120206	120206	LEX-Field Services	Full-Time Regular	0	1.57	\$ -	\$ -	\$ -	\$ 46,911	\$ 1,642	\$ 2,242	
35	Distribution		120206	120206	LEX-Field Services	Full-Time Regular	0	1.57	\$ -	\$ -	\$ -	\$ 40,379	\$ 1,179	\$ 1,950	
36	Distribution		120206	120206	LEX-Field Services	Full-Time Regular	0	1.57	\$ -	\$ -	\$ -	\$ 40,282	\$ -	\$ 1,945	
37	Distribution		120206	120206	LEX-Field Services	Full-Time Regular	0	1.57	\$ -	\$ -	\$ -	\$ 47,252	\$ -	\$ -	
38	Distribution		120206	120206	LEX-Field Services	Full-Time Regular	0	1.57	\$ -	\$ -	\$ -	\$ 43,468	\$ 1,739	\$ 2,099	
39	Distribution		120206	120206	LEX-Field Services	Full-Time Regular	0	1.57	\$ -	\$ -	\$ -	\$ 58,751	\$ 1,006	\$ 2,641	
40	Distribution		120206	120206	LEX-Field Services	Full-Time Regular	0	1.57	\$ -	\$ -	\$ -	\$ 58,751	\$ -	\$ 2,641	
41	Distribution		120206	120206	LEX-Field Services	Full-Time Regular	0	1.57	\$ -	\$ -	\$ -	\$ 58,751	\$ 2,012	\$ 2,641	
42	Distribution		120206	120206	LEX-Field Services	Full-Time Regular	0	1.57	\$ -	\$ -	\$ -	\$ 58,751	\$ 2,012	\$ 2,641	
43	Distribution		120206	120206	LEX-Field Services	Full-Time Regular	0	1.57	\$ -	\$ -	\$ -	\$ 58,751	\$ 2,012	\$ 2,641	
44	Distribution		120206	120206	LEX-Field Services	Full-Time Regular	0	1.57	\$ -	\$ -	\$ -	\$ 58,751	\$ 1,509	\$ 2,641	
45	Distribution		120206	120206	LEX-Field Services	Full-Time Regular	0	1.57	\$ -	\$ -	\$ -	\$ 58,751	\$ -	\$ -	
46	Distribution		120206	120206	LEX-Field Services	Full-Time Regular	0	1.57	\$ -	\$ -	\$ -	\$ 58,751	\$ 2,012	\$ 2,641	
47	Distribution		120206	120206	LEX-Field Services	Full-Time Regular	0	1.57	\$ -	\$ -	\$ -	\$ 58,751	\$ -	\$ 2,641	
48	Distribution		120206	120206	LEX-Field Services	Full-Time Regular	0	1.57	\$ -	\$ -	\$ -	\$ 58,751	\$ 2,012	\$ 2,641	

Click '+' To Expand Sched OT

Kentucky American Water  
**Calculation of Forecasted Labor & Labor Related Expenses**  
 Including Salaries & Wages, Group Insurance, 401k, DCP, & Payroll Tax  
 Exhibits\Expense[Labor and Labor Related.xlsx]KY Forecast Labo  
 W/P - 3-1  
 W/P - 3-1a  
 W/P - 3-1b  
 W/P - 5-3

Line No.	Schedule G Dept	Position Begin Date	Position End Date	Bus Unit	Business Unit Name	Employment Status	Gross Scheduled OT		Sched. OT Wages	1C	1D Gross Shift Premium Shift Wages	1 Total Gross Total Wages Regular, OT & Shift Premiums	2A Gross Misc. Retirement 401(k)	2B Defined Contrib. Plan
							Sched. OT Hours	Multi-plier						
49	Distribution			120206	LEX-Field Services	Full-Time Regular	0	1.57	\$ -	\$ -	\$ 58,751	\$ 2,012	\$ -	
50	Distribution			120206	LEX-Field Services	Full-Time Regular	0	1.57	\$ -	\$ -	\$ 58,751	\$ 1,469	\$ 2,641	
51	Distribution			120206	LEX-Field Services	Full-Time Regular	0	1.57	\$ -	\$ -	\$ 68,918	\$ 1,288	\$ -	
52	Distribution			120206	LEX-Field Services	Full-Time Regular	0	1.57	\$ -	\$ -	\$ 70,026	\$ -	\$ 2,704	
53	Distribution			120201	LEX-Production	Full-Time Regular	0	1.57	\$ -	\$ -	\$ 61,992	\$ -	\$ -	
54	Distribution			120206	LEX-Field Services	Full-Time Regular	0	1.57	\$ -	\$ -	\$ 63,370	\$ -	\$ -	
55	Distribution			120206	LEX-Field Services	Full-Time Regular	0	1.57	\$ -	\$ -	\$ 63,370	\$ 1,317	\$ -	
56	Distribution			120206	LEX-Field Services	Full-Time Regular	0	1.57	\$ -	\$ -	\$ 63,370	\$ 790	\$ -	
57	Distribution			120206	LEX-Field Services	Full-Time Regular	0	1.57	\$ -	\$ -	\$ 63,370	\$ 1,317	\$ -	
58	Distribution			120206	LEX-Field Services	Full-Time Regular	0	1.57	\$ -	\$ -	\$ 63,370	\$ 1,317	\$ -	
59	Distribution			120206	LEX-Field Services	Full-Time Regular	0	1.57	\$ -	\$ -	\$ 63,370	\$ 1,317	\$ -	
60	Distribution			120206	LEX-Field Services	Full-Time Regular	0	1.57	\$ -	\$ -	\$ 63,370	\$ 790	\$ -	
61	Distribution			120206	LEX-Field Services	Full-Time Regular	0	1.57	\$ -	\$ -	\$ 63,370	\$ -	\$ -	
62	Distribution			120206	LEX-Field Services	Full-Time Regular	0	1.57	\$ -	\$ -	\$ 63,370	\$ 1,317	\$ -	
63	Distribution			120206	LEX-Field Services	Full-Time Regular	0	1.57	\$ -	\$ -	\$ 63,370	\$ 1,054	\$ -	
64	Distribution			120206	LEX-Field Services	Full-Time Regular	0	1.57	\$ -	\$ -	\$ 63,370	\$ 1,317	\$ -	
65	Distribution			120206	LEX-Field Services	Full-Time Regular	0	1.57	\$ -	\$ -	\$ 63,370	\$ 1,317	\$ -	
66	Distribution			120206	LEX-Field Services	Full-Time Regular	0	1.57	\$ -	\$ -	\$ 125,217	\$ 6,010	\$ 6,574	
67	Distribution			120206	LEX-Field Services	Full-Time Regular	0	1.57	\$ -	\$ -	\$ 68,826	\$ 1,443	\$ -	
68	Distribution			120206	LEX-Field Services	Full-Time Regular	0	1.57	\$ -	\$ -	\$ 62,966	\$ -	\$ -	
69	Distribution			120206	LEX-Field Services	Full-Time Regular	0	1.57	\$ -	\$ -	\$ 64,851	\$ 1,893	\$ 3,405	
70	Distribution			120206	LEX-Field Services	Full-Time Regular	0	1.57	\$ -	\$ -	\$ 71,826	\$ 1,796	\$ -	
71	Distribution			120206	LEX-Field Services	Full-Time Regular	0	1.57	\$ -	\$ -	\$ 90,063	\$ 2,252	\$ -	
72	Distribution			120206	LEX-Field Services	Full-Time Regular	0	1.57	\$ -	\$ -	\$ 86,592	\$ 2,165	\$ -	
73	Distribution			120206	LEX-Field Services	Full-Time Regular	0	1.57	\$ -	\$ -	\$ 79,738	\$ 1,993	\$ -	
74	Distribution			120206	LEX-Field Services	Full-Time Regular	0	1.57	\$ -	\$ -	\$ 67,034	\$ 1,676	\$ -	
75	Distribution			120206	LEX-Field Services	Full-Time Regular	0	1.57	\$ -	\$ -	\$ 52,685	\$ -	\$ 2,505	
76	Distribution			120206	LEX-Field Services	Full-Time Regular	0	1.57	\$ -	\$ -	\$ 52,685	\$ -	\$ 2,505	
77	Distribution			120206	LEX-Field Services	Full-Time Regular	0	1.57	\$ -	\$ -	\$ 52,685	\$ -	\$ 2,505	
78	Distribution			120206	LEX-Field Services	Full-Time Regular	0	1.57	\$ -	\$ -	\$ 52,685	\$ 1,393	\$ 2,505	
79	Distribution			120206	LEX-Field Services	Full-Time Regular	0	1.57	\$ -	\$ -	\$ 52,685	\$ 477	\$ 2,505	
80	Distribution			120206	LEX-Field Services	Full-Time Regular	0	1.57	\$ -	\$ -	\$ 52,685	\$ 1,908	\$ 2,505	
81	Distribution			120206	LEX-Field Services	Full-Time Regular	0	1.57	\$ -	\$ -	\$ 52,685	\$ 1,393	\$ 2,505	
82	Distribution			120206	LEX-Field Services	Full-Time Regular	0	1.57	\$ -	\$ -	\$ 52,685	\$ 477	\$ 2,505	
83	Distribution			120206	LEX-Field Services	Full-Time Regular	0	1.57	\$ -	\$ -	\$ 52,685	\$ -	\$ 2,505	
84	Distribution			120206	LEX-Field Services	Full-Time Regular	0	1.57	\$ -	\$ -	\$ 52,685	\$ 1,908	\$ 2,505	
85	Distribution			120206	LEX-Field Services	Full-Time Regular	0	1.57	\$ -	\$ -	\$ 52,685	\$ -	\$ 2,505	
86	Distribution			120206	LEX-Field Services	Full-Time Regular	0	1.57	\$ -	\$ -	\$ 52,685	\$ 1,908	\$ 2,505	
87	Production			120217	LEX-Water Quality	Full-Time Regular	0	1.57	\$ -	\$ -	\$ 53,788	\$ 1,977	\$ 2,824	
88	Production			120217	LEX-Water Quality	Full-Time Regular	0	1.57	\$ -	\$ -	\$ 65,802	\$ 1,645	\$ -	
89	Production			120217	LEX-Water Quality	Full-Time Regular	0	1.57	\$ -	\$ -	\$ 58,468	\$ 1,462	\$ -	
90	Production			120201	LEX-Production	Full-Time Regular	0	1.57	\$ -	\$ -	\$ 83,555	\$ 2,089	\$ -	
91	Production			120201	LEX-Production	Full-Time Regular	0	1.57	\$ -	\$ -	\$ 54,679	\$ 1,204	\$ -	
92	Production			120201	LEX-Production	Full-Time Regular	0	1.57	\$ -	\$ -	\$ 57,795	\$ -	\$ -	
93	Production			120201	LEX-Production	Full-Time Regular	0	1.57	\$ -	\$ -	\$ 57,795	\$ 2,142	\$ 2,812	
94	Production			120201	LEX-Production	Full-Time Regular	0	1.57	\$ -	\$ -	\$ 57,795	\$ -	\$ 2,812	
95	Production			120201	LEX-Production	Full-Time Regular	0	1.57	\$ -	\$ -	\$ 57,764	\$ 1,564	\$ 2,812	
96	Production			120201	LEX-Production	Full-Time Regular	0	1.57	\$ -	\$ -	\$ 91,909	\$ 4,228	\$ 4,825	

Click '+' To Expand Sched OT

Kentucky American Water  
**Calculation of Forecasted Labor & Labor Related Expenses**  
 Including Salaries & Wages, Group Insurance, 401k, DCP, & Payroll Tax  
 Exhibits\Expense[Labor and Labor Related.xlsx]KY Forecast Labo

W/P - 3-1  
 W/P - 3-1a  
 W/P - 3-1b  
 W/P - 5-3

Line No.	Schedule G Dept	Position Begin Date	Position End Date	Bus Unit	Business Unit Name	Employment Status	Gross Scheduled OT			Gross Shift Premium	1 Total	2A	2B
							Sched. OT Hours	OT Multiplier	Sched. OT Wages				
97	Production			120201	LEX-Production	Full-Time Regular	0	1.57	\$ -	\$ -	\$ 74,768	\$ 2,715	\$ 3,564
98	Production			120201	LEX-Production	Full-Time Regular	0	1.57	\$ -	\$ -	\$ 58,620	\$ 2,345	\$ 3,078
99	Production			120201	LEX-Production	Full-Time Regular	0	1.57	\$ -	\$ -	\$ 59,341	\$ 2,374	\$ 3,115
100	Production			120201	LEX-Production	Full-Time Regular	0	1.57	\$ -	\$ -	\$ 78,728	\$ 1,968	\$ -
101	Production			120201	LEX-Production	Full-Time Regular	0	1.57	\$ -	\$ -	\$ 70,570	\$ 3,105	\$ 3,705
102	Production			120201	LEX-Production	Full-Time Regular	0	1.57	\$ -	\$ 1,107	\$ 62,615	\$ -	\$ 2,938
103	Production			120201	LEX-Production	Full-Time Regular	72	1.57	\$ 2,994	\$ 688	\$ 64,371	\$ 1,104	\$ -
104	Production			120201	LEX-Production	Full-Time Regular	72	1.57	\$ 2,904	\$ 14	\$ 61,782	\$ -	\$ -
105	Production			120201	LEX-Production	Full-Time Regular	0	1.57	\$ -	\$ 688	\$ 61,377	\$ 1,104	\$ -
106	Production			120201	LEX-Production	Full-Time Regular	0	1.57	\$ -	\$ 739	\$ 61,377	\$ 1,380	\$ -
107	Production			120201	LEX-Production	Full-Time Regular	0	1.57	\$ -	\$ 1,107	\$ 65,650	\$ 1,634	\$ 2,938
108	Production			120201	LEX-Production	Full-Time Regular	72	1.57	\$ 2,904	\$ 14	\$ 61,782	\$ 1,564	\$ 2,812
109	Production			120201	LEX-Production	Full-Time Regular	0	1.57	\$ -	\$ 14	\$ 58,878	\$ -	\$ -
110	Production			120201	LEX-Production	Full-Time Regular	72	1.57	\$ 2,818	\$ 646	\$ 60,596	\$ -	\$ 2,729
111	Production			120201	LEX-Production	Full-Time Regular	72	1.57	\$ 3,007	\$ 739	\$ 64,710	\$ 1,620	\$ 2,912
112	Production			120201	LEX-Production	Full-Time Regular	0	1.57	\$ -	\$ 43	\$ 56,079	\$ 2,039	\$ 2,677
113	Production			120201	LEX-Production	Full-Time Regular	0	1.57	\$ -	\$ 225	\$ 58,062	\$ 2,105	\$ 2,763
114	Production			120201	LEX-Production	Full-Time Regular	0	1.57	\$ -	\$ -	\$ 56,925	\$ -	\$ -
115	Production			120201	LEX-Production	Full-Time Regular	72	1.57	\$ 2,727	\$ 7	\$ 58,019	\$ -	\$ -
116	Production			120252	LEX-Pool III WTP	Full-Time Regular	72	1.57	\$ 2,758	\$ -	\$ 55,744	\$ -	\$ 2,689
117	Production			120252	LEX-Pool III WTP	Full-Time Regular	0	1.57	\$ -	\$ -	\$ 52,961	\$ -	\$ 2,687
118	Production			120252	LEX-Pool III WTP	Full-Time Regular	0	1.57	\$ -	\$ -	\$ 60,482	\$ 2,419	\$ 3,069
119	Production			120252	LEX-Pool III WTP	Full-Time Regular	0	1.57	\$ -	\$ -	\$ 55,559	\$ 1,074	\$ -
120	Production			120252	LEX-Pool III WTP	Full-Time Regular	0	1.57	\$ -	\$ -	\$ 54,683	\$ -	\$ 2,775
121	Production			120252	LEX-Pool III WTP	Full-Time Regular	0	1.57	\$ -	\$ -	\$ 51,851	\$ 1,253	\$ -
122	Production			120252	LEX-Pool III WTP	Full-Time Regular	0	1.57	\$ -	\$ -	\$ 69,855	\$ -	\$ 3,667
123	Production			120252	LEX-Pool III WTP	Full-Time Regular	0	1.57	\$ -	\$ -	\$ 52,607	\$ 2,104	\$ 2,737
124	Production			120252	LEX-Pool III WTP	Full-Time Regular	0	1.57	\$ -	\$ -	\$ 56,250	\$ 2,250	\$ 2,827
125	Production			123201	OWN-Production	Full-Time Regular	0	1.57	\$ -	\$ -	\$ 20,355	\$ -	\$ 1,002
126	Production	12/31/2013		123201	OWN-Production	Full-Time Regular	8	1.57	\$ 277	\$ -	\$ 20,806	\$ 481	\$ -
127	Production	12/31/2013		123201	OWN-Production	Full-Time Regular	0	1.57	\$ -	\$ -	\$ 20,721	\$ 486	\$ -
128	Production	12/31/2013		123201	OWN-Production	Full-Time Regular	0	1.57	\$ -	\$ -	\$ 20,418	\$ -	\$ 1,005
129	Production	12/31/2013		123201	OWN-Production	Full-Time Regular	0	1.57	\$ -	\$ -	\$ 105,519	\$ 3,543	\$ 5,540
130	Distribution			123205	OWN-Admin & Gen	Full-Time Regular	0	1.57	\$ -	\$ -	\$ 39,180	\$ 929	\$ -
131	Distribution			123205	OWN-Admin & Gen	Full-Time Regular	0	1.57	\$ -	\$ -	\$ 40,066	\$ 950	\$ -
132	Distribution			123205	OWN-Admin & Gen	Full-Time Regular	0	1.57	\$ -	\$ -	\$ 49,707	\$ -	\$ 2,281
133	Distribution			123206	OWN-Field Services	Full-Time Regular	0	1.57	\$ -	\$ -	\$ 42,336	\$ -	\$ 2,281
134	Distribution			123206	OWN-Field Services	Full-Time Regular	0	1.57	\$ -	\$ -	\$ 53,736	\$ 1,174	\$ -
135	Distribution			123206	OWN-Field Services	Full-Time Regular	0	1.57	\$ -	\$ -	\$ 51,935	\$ -	\$ -
136	Distribution			123206	OWN-Field Services	Full-Time Regular	72	1.57	\$ 2,524	\$ -	\$ 51,935	\$ 996	\$ 1,732
137	Production			123301	OWNWW-Production	Full-Time Regular	0	1.57	\$ -	\$ -	\$ 34,112	\$ -	\$ -
138	Production			120252	LEX-Pool III WTP	Full-Time Regular	0	1.57	\$ -	\$ -	\$ -	\$ -	\$ -
<b>Sum</b>							<b>656</b>		<b>\$ 25,947</b>	<b>\$ 7,193</b>	<b>\$ 8,258,965</b>	<b>\$ 170,223</b>	<b>\$ 209,193</b>

Kentucky American Water  
 Calculation of Forecasted Labor & Labor Related Expenses  
 Including Salaries & Wages, Group Insurance, 401k, DCP, & Payroll Tax  
 Exhibits\Expense[Labor and Labor Related.xlsx]KY Forecast Labo  
 W/P - 3-1  
 W/P - 3-1a  
 W/P - 3-1b  
 W/P - 5-3

Line No.	Schedule G Dept	Position Begin Date	Position End Date	Bus Unit	Business Unit Name	Employment Status	Gross Incentive			Gross Payroll Taxes			
							AIP	LTIP	FICA Withholding	FICA Medicare	SUTA	FUTA	
1	A&G	120118		120118	CORP-Human Resources	Full-Time Regular	\$ 5,781	\$ -	\$ 3,942	\$ 922	\$ 126	\$ 42	
2	A&G	120105		120105	CORP-Admin & Gen	Full-Time Regular	\$ 31,770	\$ 15,885	\$ 6,622	\$ 2,764	\$ 126	\$ 42	
3	A&G	120105		120105	CORP-Admin & Gen	Full-Time Regular	\$ 54,597	\$ 54,597	\$ 6,622	\$ 3,431	\$ 126	\$ 42	
4	A&G	120105		120105	CORP-Admin & Gen	Full-Time Regular	\$ -	\$ -	\$ 4,026	\$ 941	\$ 126	\$ 42	
5	A&G	120119		120119	CORP-Loss Control	Full-Time Regular	\$ 7,369	\$ -	\$ 5,026	\$ 1,175	\$ 126	\$ 42	
6	A&G	120119		120119	CORP-Loss Control	Full-Time Regular	\$ -	\$ -	\$ 3,661	\$ 856	\$ 126	\$ 42	
7	A&G	120121		120121	CORP-Communications	Full-Time Regular	\$ 15,678	\$ -	\$ 6,622	\$ 1,743	\$ 126	\$ 42	
8	A&G	120121		120121	CORP-Communications	Full-Time Regular	\$ -	\$ -	\$ 2,909	\$ 680	\$ 126	\$ 42	
9	A&G	120105		120105	CORP-Admin & Gen	Full-Time Regular	\$ -	\$ -	\$ 3,238	\$ 757	\$ 126	\$ 42	
10	A&G	120121		120121	CORP-Communications	Full-Time Regular	\$ 3,133	\$ -	\$ 4,079	\$ 954	\$ 126	\$ 42	
11	A&G	120114		120114	CORP-Engineering	Full-Time Regular	\$ 7,102	\$ -	\$ 4,844	\$ 1,133	\$ 126	\$ 42	
12	A&G	120114		120114	CORP-Engineering	Full-Time Regular	\$ -	\$ -	\$ 3,257	\$ 762	\$ 126	\$ 42	
13	A&G	120114		120114	CORP-Engineering	Full-Time Regular	\$ -	\$ -	\$ 4,364	\$ 1,021	\$ 126	\$ 42	
14	A&G	120114		120114	CORP-Engineering	Full-Time Regular	\$ -	\$ -	\$ 3,268	\$ 764	\$ 126	\$ 42	
15	A&G	120114		120114	CORP-Engineering	Full-Time Regular	\$ -	\$ -	\$ 3,697	\$ 865	\$ 126	\$ 42	
16	A&G	120114		120114	CORP-Engineering	Full-Time Regular	\$ 13,071	\$ -	\$ 6,213	\$ 1,453	\$ 126	\$ 42	
17	A&G	120114		120114	CORP-Engineering	Full-Time Regular	\$ -	\$ -	\$ 3,305	\$ 773	\$ 126	\$ 42	
18	A&G	120114		120114	CORP-Engineering	Full-Time Regular	\$ -	\$ -	\$ 2,900	\$ 678	\$ 126	\$ 42	
19	A&G	120114		120114	CORP-Engineering	Full-Time Regular	\$ 9,216	\$ -	\$ 6,285	\$ 1,470	\$ 126	\$ 42	
20	A&G	120114	12/31/2013	120114	CORP-Engineering	Full-Time Regular	\$ -	\$ -	\$ 3,259	\$ 762	\$ 126	\$ 42	
21	Distribution	120206		120206	LEX-Field Services	Full-Time Regular	\$ -	\$ -	\$ 1,313	\$ 307	\$ 126	\$ 42	
22	Distribution	120206		120206	LEX-Field Services	Full-Time Regular	\$ -	\$ -	\$ 3,167	\$ 741	\$ 126	\$ 42	
23	Distribution	120206		120206	LEX-Field Services	Full-Time Regular	\$ -	\$ -	\$ 3,339	\$ 781	\$ 126	\$ 42	
24	Distribution	120206		120206	LEX-Field Services	Full-Time Regular	\$ -	\$ -	\$ 3,167	\$ 741	\$ 126	\$ 42	
25	Distribution	120206	8/30/2013	120206	LEX-Field Services	Full-Time Regular	\$ -	\$ -	\$ 258	\$ 60	\$ 58	\$ 25	
26	Distribution	120206		120206	LEX-Field Services	Full-Time Regular	\$ -	\$ -	\$ 3,498	\$ 818	\$ 126	\$ 42	
27	Distribution	120206		120206	LEX-Field Services	Full-Time Regular	\$ -	\$ -	\$ 3,167	\$ 741	\$ 126	\$ 42	
28	Distribution	120206		120206	LEX-Field Services	Full-Time Regular	\$ -	\$ -	\$ 3,167	\$ 741	\$ 126	\$ 42	
29	Distribution	120206	12/31/2013	120206	LEX-Field Services	Full-Time Regular	\$ -	\$ -	\$ 1,313	\$ 307	\$ 126	\$ 42	
30	Distribution	120206		120206	LEX-Field Services	Full-Time Regular	\$ -	\$ -	\$ 3,580	\$ 837	\$ 126	\$ 42	
31	Distribution	120206		120206	LEX-Field Services	Full-Time Regular	\$ -	\$ -	\$ 3,104	\$ 726	\$ 126	\$ 42	
32	Distribution	120206		120206	LEX-Field Services	Full-Time Regular	\$ -	\$ -	\$ 3,132	\$ 732	\$ 126	\$ 42	
33	Distribution	120206		120206	LEX-Field Services	Full-Time Regular	\$ -	\$ -	\$ 2,529	\$ 592	\$ 126	\$ 42	
34	Distribution	120206		120206	LEX-Field Services	Full-Time Regular	\$ -	\$ -	\$ 2,909	\$ 680	\$ 126	\$ 42	
35	Distribution	120206		120206	LEX-Field Services	Full-Time Regular	\$ -	\$ -	\$ 2,504	\$ 585	\$ 126	\$ 42	
36	Distribution	120206		120206	LEX-Field Services	Full-Time Regular	\$ -	\$ -	\$ 2,498	\$ 584	\$ 126	\$ 42	
37	Distribution	120206		120206	LEX-Field Services	Full-Time Regular	\$ -	\$ -	\$ 2,930	\$ 685	\$ 126	\$ 42	
38	Distribution	120206		120206	LEX-Field Services	Full-Time Regular	\$ -	\$ -	\$ 2,695	\$ 630	\$ 126	\$ 42	
39	Distribution	120206		120206	LEX-Field Services	Full-Time Regular	\$ -	\$ -	\$ 3,643	\$ 852	\$ 126	\$ 42	
40	Distribution	120206		120206	LEX-Field Services	Full-Time Regular	\$ -	\$ -	\$ 3,643	\$ 852	\$ 126	\$ 42	
41	Distribution	120206		120206	LEX-Field Services	Full-Time Regular	\$ -	\$ -	\$ 3,643	\$ 852	\$ 126	\$ 42	
42	Distribution	120206		120206	LEX-Field Services	Full-Time Regular	\$ -	\$ -	\$ 3,643	\$ 852	\$ 126	\$ 42	
43	Distribution	120206		120206	LEX-Field Services	Full-Time Regular	\$ -	\$ -	\$ 3,643	\$ 852	\$ 126	\$ 42	
44	Distribution	120206		120206	LEX-Field Services	Full-Time Regular	\$ -	\$ -	\$ 3,643	\$ 852	\$ 126	\$ 42	
45	Distribution	120206		120206	LEX-Field Services	Full-Time Regular	\$ -	\$ -	\$ 3,643	\$ 852	\$ 126	\$ 42	
46	Distribution	120206		120206	LEX-Field Services	Full-Time Regular	\$ -	\$ -	\$ 3,643	\$ 852	\$ 126	\$ 42	
47	Distribution	120206		120206	LEX-Field Services	Full-Time Regular	\$ -	\$ -	\$ 3,643	\$ 852	\$ 126	\$ 42	
48	Distribution	120206		120206	LEX-Field Services	Full-Time Regular	\$ -	\$ -	\$ 3,643	\$ 852	\$ 126	\$ 42	

Kentucky American Water  
**Calculation of Forecasted Labor & Labor Related Expenses**  
 Including Salaries & Wages, Group Insurance, 401k, DCP, & Payroll Tax  
 Exhibits\Expense[Labor and Labor Related.xlsx]KY Forecast Labo  
 W/P - 3-1  
 W/P - 3-1a  
 W/P - 3-1b  
 W/P - 3-1c

Line No.	Schedule G Dept	Position Begin Date	Position End Date	Bus Unit	Business Unit Name	Employment Status	Gross Incentive			Gross Payroll Taxes			
							AIP	LTP	FICA Withholding	FICA Medicare	SUTA	FUTA	
49	Distribution	120206		120206	LEX-Field Services	Full-Time Regular	\$ -	\$ -	\$ 3,643	\$ 852	\$ 126	\$ 42	
50	Distribution	120206		120206	LEX-Field Services	Full-Time Regular	\$ -	\$ -	\$ 3,643	\$ 852	\$ 126	\$ 42	
51	Distribution	120206		120206	LEX-Field Services	Full-Time Regular	\$ -	\$ -	\$ 4,273	\$ 999	\$ 126	\$ 42	
52	Distribution	120206		120206	LEX-Field Services	Full-Time Regular	\$ -	\$ -	\$ 4,342	\$ 1,015	\$ 126	\$ 42	
53	Distribution	120201		120201	LEX-Production	Full-Time Regular	\$ -	\$ -	\$ 3,843	\$ 899	\$ 126	\$ 42	
54	Distribution	120206		120206	LEX-Field Services	Full-Time Regular	\$ -	\$ -	\$ 3,929	\$ 919	\$ 126	\$ 42	
55	Distribution	120206		120206	LEX-Field Services	Full-Time Regular	\$ -	\$ -	\$ 3,929	\$ 919	\$ 126	\$ 42	
56	Distribution	120206		120206	LEX-Field Services	Full-Time Regular	\$ -	\$ -	\$ 3,929	\$ 919	\$ 126	\$ 42	
57	Distribution	120206		120206	LEX-Field Services	Full-Time Regular	\$ -	\$ -	\$ 3,929	\$ 919	\$ 126	\$ 42	
58	Distribution	120206		120206	LEX-Field Services	Full-Time Regular	\$ -	\$ -	\$ 3,929	\$ 919	\$ 126	\$ 42	
59	Distribution	120206		120206	LEX-Field Services	Full-Time Regular	\$ -	\$ -	\$ 3,929	\$ 919	\$ 126	\$ 42	
60	Distribution	120206		120206	LEX-Field Services	Full-Time Regular	\$ -	\$ -	\$ 3,929	\$ 919	\$ 126	\$ 42	
61	Distribution	120206		120206	LEX-Field Services	Full-Time Regular	\$ -	\$ -	\$ 3,929	\$ 919	\$ 126	\$ 42	
62	Distribution	120206		120206	LEX-Field Services	Full-Time Regular	\$ -	\$ -	\$ 3,929	\$ 919	\$ 126	\$ 42	
63	Distribution	120206		120206	LEX-Field Services	Full-Time Regular	\$ -	\$ -	\$ 3,929	\$ 919	\$ 126	\$ 42	
64	Distribution	120206		120206	LEX-Field Services	Full-Time Regular	\$ -	\$ -	\$ 3,929	\$ 919	\$ 126	\$ 42	
65	Distribution	120206		120206	LEX-Field Services	Full-Time Regular	\$ -	\$ -	\$ 3,929	\$ 919	\$ 126	\$ 42	
66	Distribution	120206		120206	LEX-Field Services	Full-Time Regular	\$ 25,043	\$ -	\$ 6,622	\$ 2,179	\$ 126	\$ 42	
67	Distribution	120206		120206	LEX-Field Services	Full-Time Regular	\$ -	\$ -	\$ 4,267	\$ 998	\$ 126	\$ 42	
68	Distribution	120206		120206	LEX-Field Services	Full-Time Regular	\$ -	\$ -	\$ 3,904	\$ 913	\$ 126	\$ 42	
69	Distribution	120206		120206	LEX-Field Services	Full-Time Regular	\$ -	\$ -	\$ 4,021	\$ 940	\$ 126	\$ 42	
70	Distribution	120206		120206	LEX-Field Services	Full-Time Regular	\$ 7,183	\$ -	\$ 4,899	\$ 1,446	\$ 126	\$ 42	
71	Distribution	120206		120206	LEX-Field Services	Full-Time Regular	\$ 9,006	\$ -	\$ 6,142	\$ 1,437	\$ 126	\$ 42	
72	Distribution	120206		120206	LEX-Field Services	Full-Time Regular	\$ 8,659	\$ -	\$ 5,906	\$ 1,381	\$ 126	\$ 42	
73	Distribution	120206		120206	LEX-Field Services	Full-Time Regular	\$ 7,974	\$ -	\$ 5,438	\$ 1,272	\$ 126	\$ 42	
74	Distribution	120206		120206	LEX-Field Services	Full-Time Regular	\$ 6,703	\$ -	\$ 4,572	\$ 1,069	\$ 126	\$ 42	
75	Distribution	120206		120206	LEX-Field Services	Full-Time Regular	\$ -	\$ -	\$ 3,267	\$ 764	\$ 126	\$ 42	
76	Distribution	120206		120206	LEX-Field Services	Full-Time Regular	\$ -	\$ -	\$ 3,267	\$ 764	\$ 126	\$ 42	
77	Distribution	120206		120206	LEX-Field Services	Full-Time Regular	\$ -	\$ -	\$ 3,267	\$ 764	\$ 126	\$ 42	
78	Distribution	120206		120206	LEX-Field Services	Full-Time Regular	\$ -	\$ -	\$ 3,267	\$ 764	\$ 126	\$ 42	
79	Distribution	120206		120206	LEX-Field Services	Full-Time Regular	\$ -	\$ -	\$ 3,267	\$ 764	\$ 126	\$ 42	
80	Distribution	120206		120206	LEX-Field Services	Full-Time Regular	\$ -	\$ -	\$ 3,267	\$ 764	\$ 126	\$ 42	
81	Distribution	120206		120206	LEX-Field Services	Full-Time Regular	\$ -	\$ -	\$ 3,267	\$ 764	\$ 126	\$ 42	
82	Distribution	120206		120206	LEX-Field Services	Full-Time Regular	\$ -	\$ -	\$ 3,267	\$ 764	\$ 126	\$ 42	
83	Distribution	120206		120206	LEX-Field Services	Full-Time Regular	\$ -	\$ -	\$ 3,267	\$ 764	\$ 126	\$ 42	
84	Distribution	120206		120206	LEX-Field Services	Full-Time Regular	\$ -	\$ -	\$ 3,267	\$ 764	\$ 126	\$ 42	
85	Distribution	120206		120206	LEX-Field Services	Full-Time Regular	\$ -	\$ -	\$ 3,267	\$ 764	\$ 126	\$ 42	
86	Distribution	120206		120206	LEX-Field Services	Full-Time Regular	\$ -	\$ -	\$ 3,267	\$ 764	\$ 126	\$ 42	
87	Production	120217		120217	LEX-Water Quality	Full-Time Regular	\$ 2,689	\$ -	\$ 3,502	\$ 819	\$ 126	\$ 42	
88	Production	120217		120217	LEX-Water Quality	Full-Time Regular	\$ 3,290	\$ -	\$ 4,284	\$ 1,002	\$ 126	\$ 42	
89	Production	120217		120217	LEX-Water Quality	Full-Time Regular	\$ -	\$ -	\$ 3,625	\$ 848	\$ 126	\$ 42	
90	Production	120201		120201	LEX-Production	Full-Time Regular	\$ 12,533	\$ -	\$ 5,957	\$ 1,393	\$ 126	\$ 42	
91	Production	120201		120201	LEX-Production	Full-Time Regular	\$ -	\$ -	\$ 3,390	\$ 793	\$ 126	\$ 42	
92	Production	120201		120201	LEX-Production	Full-Time Regular	\$ -	\$ -	\$ 3,583	\$ 838	\$ 126	\$ 42	
93	Production	120201		120201	LEX-Production	Full-Time Regular	\$ -	\$ -	\$ 3,583	\$ 838	\$ 126	\$ 42	
94	Production	120201		120201	LEX-Production	Full-Time Regular	\$ -	\$ -	\$ 3,583	\$ 838	\$ 126	\$ 42	
95	Production	120201		120201	LEX-Production	Full-Time Regular	\$ -	\$ -	\$ 3,581	\$ 838	\$ 126	\$ 42	
96	Production	120201		120201	LEX-Production	Full-Time Regular	\$ 13,786	\$ -	\$ 6,553	\$ 1,533	\$ 126	\$ 42	



Kentucky American Water  
Calculation of Forecasted Labor & Labor Related Expenses  
Including Salaries & Wages, Group Insurance, 401k, DCP, & Payroll Tax  
Exhibits\Expense[Labor and Labor Related.xlsx]KY Forecast Labo

W/P - 3-1  
W/P - 3-1a  
W/P - 3-1b  
W/P - 5-3

Line No.	Schedule G Dept	Position Begin Date	Position End Date	Bus Unit	Business Unit Name	Employment Status	AIP	LTIP	FICA Withholding	FICA Medicare	Gross Payroll Taxes		
											SUTA	FUTA	
97	Production			120201	LEX-Production	Full-Time Regular	\$ -	\$ -	\$ 4,636	\$ 1,084	\$ 126	\$ 42	
98	Production			120201	LEX-Production	Full-Time Regular	\$ -	\$ -	\$ 3,634	\$ 850	\$ 126	\$ 42	
99	Production			120201	LEX-Production	Full-Time Regular	\$ -	\$ -	\$ 3,679	\$ 860	\$ 126	\$ 42	
100	Production			120201	LEX-Production	Full-Time Regular	\$ 7,873	\$ -	\$ 5,369	\$ 1,256	\$ 126	\$ 42	
101	Production			120201	LEX-Production	Full-Time Regular	\$ 7,057	\$ -	\$ 4,813	\$ 1,126	\$ 126	\$ 42	
102	Production			120201	LEX-Production	Full-Time Regular	\$ -	\$ -	\$ 3,882	\$ 908	\$ 126	\$ 42	
103	Production			120201	LEX-Production	Full-Time Regular	\$ -	\$ -	\$ 3,991	\$ 933	\$ 126	\$ 42	
104	Production			120201	LEX-Production	Full-Time Regular	\$ -	\$ -	\$ 3,830	\$ 896	\$ 126	\$ 42	
105	Production			120201	LEX-Production	Full-Time Regular	\$ -	\$ -	\$ 3,805	\$ 890	\$ 126	\$ 42	
106	Production			120201	LEX-Production	Full-Time Regular	\$ -	\$ -	\$ 3,805	\$ 890	\$ 126	\$ 42	
107	Production			120201	LEX-Production	Full-Time Regular	\$ -	\$ -	\$ 3,826	\$ 895	\$ 126	\$ 42	
108	Production			120201	LEX-Production	Full-Time Regular	\$ -	\$ -	\$ 4,070	\$ 952	\$ 126	\$ 42	
109	Production			120201	LEX-Production	Full-Time Regular	\$ -	\$ -	\$ 3,830	\$ 896	\$ 126	\$ 42	
110	Production			120201	LEX-Production	Full-Time Regular	\$ -	\$ -	\$ 3,650	\$ 854	\$ 126	\$ 42	
111	Production			120201	LEX-Production	Full-Time Regular	\$ -	\$ -	\$ 3,757	\$ 879	\$ 126	\$ 42	
112	Production			120201	LEX-Production	Full-Time Regular	\$ -	\$ -	\$ 4,012	\$ 938	\$ 126	\$ 42	
113	Production			120201	LEX-Production	Full-Time Regular	\$ -	\$ -	\$ 3,477	\$ 813	\$ 126	\$ 42	
114	Production			120201	LEX-Production	Full-Time Regular	\$ -	\$ -	\$ 3,600	\$ 842	\$ 126	\$ 42	
115	Production			120201	LEX-Production	Full-Time Regular	\$ -	\$ -	\$ 3,529	\$ 825	\$ 126	\$ 42	
116	Production			120201	LEX-Production	Full-Time Regular	\$ -	\$ -	\$ 3,597	\$ 841	\$ 126	\$ 42	
117	Production			120252	LEX-Pool III WTP	Full-Time Regular	\$ -	\$ -	\$ 3,456	\$ 808	\$ 126	\$ 42	
118	Production			120252	LEX-Pool III WTP	Full-Time Regular	\$ -	\$ -	\$ 3,284	\$ 768	\$ 126	\$ 42	
119	Production			120252	LEX-Pool III WTP	Full-Time Regular	\$ -	\$ -	\$ 3,750	\$ 877	\$ 126	\$ 42	
120	Production			120252	LEX-Pool III WTP	Full-Time Regular	\$ -	\$ -	\$ 3,445	\$ 806	\$ 126	\$ 42	
121	Production			120252	LEX-Pool III WTP	Full-Time Regular	\$ -	\$ -	\$ 3,390	\$ 793	\$ 126	\$ 42	
122	Production			120252	LEX-Pool III WTP	Full-Time Regular	\$ -	\$ -	\$ 3,215	\$ 752	\$ 126	\$ 42	
123	Production			120252	LEX-Pool III WTP	Full-Time Regular	\$ 6,986	\$ -	\$ 4,764	\$ 1,114	\$ 126	\$ 42	
124	Production			120252	LEX-Pool III WTP	Full-Time Regular	\$ -	\$ -	\$ 3,262	\$ 763	\$ 126	\$ 42	
125	Production			123201	OWN-Production	Full-Time Regular	\$ -	\$ -	\$ 3,487	\$ 816	\$ 126	\$ 42	
126	Production	12/31/2013		123201	OWN-Production	Full-Time Regular	\$ -	\$ -	\$ 1,290	\$ 302	\$ 126	\$ 42	
127	Production	12/31/2013		123201	OWN-Production	Full-Time Regular	\$ -	\$ -	\$ 1,262	\$ 295	\$ 126	\$ 42	
128	Production	12/31/2013		123201	OWN-Production	Full-Time Regular	\$ -	\$ -	\$ 1,285	\$ 300	\$ 126	\$ 42	
129	Production	12/31/2013		123201	OWN-Production	Full-Time Regular	\$ -	\$ -	\$ 1,266	\$ 296	\$ 126	\$ 42	
130	Distribution			123205	OWN-Admin & Gen	Full-Time Regular	\$ 15,828	\$ -	\$ 6,622	\$ 1,760	\$ 126	\$ 42	
131	Distribution			123205	OWN-Admin & Gen	Full-Time Regular	\$ -	\$ -	\$ 2,429	\$ 568	\$ 126	\$ 42	
132	Distribution			123205	OWN-Admin & Gen	Full-Time Regular	\$ -	\$ -	\$ 2,484	\$ 581	\$ 126	\$ 42	
133	Distribution			123206	OWN-Field Services	Full-Time Regular	\$ -	\$ -	\$ 3,082	\$ 721	\$ 126	\$ 42	
134	Distribution			123206	OWN-Field Services	Full-Time Regular	\$ -	\$ -	\$ 3,245	\$ 759	\$ 126	\$ 42	
135	Distribution			123206	OWN-Field Services	Full-Time Regular	\$ -	\$ -	\$ 3,332	\$ 779	\$ 126	\$ 42	
136	Distribution			123206	OWN-Field Services	Full-Time Regular	\$ -	\$ -	\$ 3,220	\$ 753	\$ 126	\$ 42	
137	Production			123301	OWNWW-Production	Full-Time Regular	\$ -	\$ -	\$ 3,220	\$ 753	\$ 126	\$ 42	
138	Production			120252	LEX-Pool III WTP	Full-Time Regular	\$ -	\$ -	\$ 2,115	\$ 495	\$ 126	\$ 42	
Sum							\$ 282,326	\$ 70,482	\$ 511,890	\$ 123,849	\$ 17,320	\$ 5,779	

Kentucky American Water  
 Calculation of Forecasted Labor & Labor Related Expenses  
 Including Salaries & Wages, Group Insurance, 401k, DCP, & Payroll Tax  
 Exhibits\Expense[Labor and Labor Related.xlsx]KY Forecast Labo  
 W/P - 3-1  
 W/P - 3-1a  
 W/P - 3-1b  
 W/P - 3-1c

Line No.	Schedule G Dept	Position Begin Date	Position End Date	Bus Unit	Business Unit Name	Employment Status	Medical, Dental & Vision	Employee Contribution	VEBA	Basic Life	AD&D	Long Term		Short Term		
												Disability	Term	Disability	Term	
1	A&G			120118	CORP-Human Resources	Full-Time Regular	\$ 15,091	\$ (2,557)	\$ -	\$ 186	\$ 22	\$ 148	\$ -	\$ -	\$ -	\$ -
2	A&G			120105	CORP-Admin & Gen	Full-Time Regular	\$ 19,456	\$ (3,291)	\$ -	\$ 430	\$ 61	\$ 407	\$ -	\$ -	\$ -	\$ -
3	A&G			120105	CORP-Admin & Gen	Full-Time Regular	\$ 19,456	\$ (3,291)	\$ -	\$ 430	\$ 70	\$ 466	\$ -	\$ -	\$ -	\$ -
4	A&G			120105	CORP-Admin & Gen	Full-Time Regular	\$ 15,283	\$ (2,587)	\$ -	\$ 209	\$ 25	\$ 166	\$ -	\$ -	\$ -	\$ -
5	A&G			120119	CORP-Loss Control	Full-Time Regular	\$ 6,938	\$ (1,168)	\$ -	\$ 238	\$ 28	\$ 189	\$ -	\$ -	\$ -	\$ -
6	A&G			120119	CORP-Loss Control	Full-Time Regular	\$ 19,456	\$ (3,291)	\$ -	\$ 190	\$ 23	\$ 151	\$ -	\$ -	\$ -	\$ -
7	A&G			120121	CORP-Communications	Full-Time Regular	\$ 19,456	\$ (3,291)	\$ -	\$ 337	\$ 40	\$ 268	\$ -	\$ -	\$ -	\$ -
8	A&G			120121	CORP-Communications	Full-Time Regular	\$ 19,456	\$ (3,291)	\$ -	\$ 150	\$ 18	\$ 119	\$ -	\$ -	\$ -	\$ -
9	A&G			120105	CORP-Admin & Gen	Full-Time Regular	\$ 6,938	\$ (1,168)	\$ -	\$ 168	\$ 20	\$ 134	\$ -	\$ -	\$ -	\$ -
10	A&G			120121	CORP-Communications	Full-Time Regular	\$ 19,456	\$ (3,291)	\$ -	\$ 202	\$ 24	\$ 160	\$ -	\$ -	\$ -	\$ -
11	A&G			120114	CORP-Engineering	Full-Time Regular	\$ 6,938	\$ (1,168)	\$ -	\$ 229	\$ 27	\$ 182	\$ -	\$ -	\$ -	\$ -
12	A&G			120114	CORP-Engineering	Full-Time Regular	\$ 19,456	\$ (3,291)	\$ -	\$ 169	\$ 20	\$ 134	\$ -	\$ -	\$ -	\$ -
13	A&G			120114	CORP-Engineering	Full-Time Regular	\$ 19,456	\$ (3,291)	\$ -	\$ 227	\$ 27	\$ 180	\$ -	\$ -	\$ -	\$ -
14	A&G			120114	CORP-Engineering	Full-Time Regular	\$ 6,938	\$ (1,168)	\$ -	\$ 170	\$ 20	\$ 135	\$ -	\$ -	\$ -	\$ -
15	A&G			120114	CORP-Engineering	Full-Time Regular	\$ 15,283	\$ (2,587)	\$ -	\$ 192	\$ 23	\$ 153	\$ -	\$ -	\$ -	\$ -
16	A&G			120114	CORP-Engineering	Full-Time Regular	\$ 6,938	\$ (1,168)	\$ -	\$ 281	\$ 33	\$ 223	\$ -	\$ -	\$ -	\$ -
17	A&G			120114	CORP-Engineering	Full-Time Regular	\$ 19,456	\$ (3,291)	\$ -	\$ 172	\$ 20	\$ 136	\$ -	\$ -	\$ -	\$ -
18	A&G			120114	CORP-Engineering	Full-Time Regular	\$ 19,456	\$ (3,291)	\$ -	\$ 151	\$ 18	\$ 120	\$ -	\$ -	\$ -	\$ -
19	A&G			120114	CORP-Engineering	Full-Time Regular	\$ 15,091	\$ (2,557)	\$ -	\$ 297	\$ 35	\$ 236	\$ -	\$ -	\$ -	\$ -
20	A&G			120114	CORP-Engineering	Full-Time Regular	\$ 19,456	\$ (3,291)	\$ -	\$ 170	\$ 20	\$ 135	\$ -	\$ -	\$ -	\$ -
21	Distribution		12/31/2013	120206	LEX-Field Services	Full-Time Regular	\$ 7,377	\$ (1,329)	\$ -	\$ 22	\$ 1	\$ -	\$ -	\$ -	\$ -	\$ -
22	Distribution			120206	LEX-Field Services	Full-Time Regular	\$ 17,715	\$ (3,190)	\$ -	\$ 128	\$ 3	\$ -	\$ -	\$ -	\$ -	\$ -
23	Distribution			120206	LEX-Field Services	Full-Time Regular	\$ 17,715	\$ (3,190)	\$ -	\$ 135	\$ 3	\$ -	\$ -	\$ -	\$ -	\$ -
24	Distribution			120206	LEX-Field Services	Full-Time Regular	\$ 7,296	\$ (1,369)	\$ -	\$ 128	\$ 3	\$ -	\$ -	\$ -	\$ -	\$ -
25	Distribution		8/30/2013	120206	LEX-Field Services	Full-Time Regular	\$ 1,408	\$ (253)	\$ 42	\$ 1	\$ 0	\$ -	\$ -	\$ -	\$ -	\$ -
26	Distribution			120206	LEX-Field Services	Full-Time Regular	\$ 17,715	\$ (3,190)	\$ -	\$ 142	\$ 3	\$ -	\$ -	\$ -	\$ -	\$ -
27	Distribution			120206	LEX-Field Services	Full-Time Regular	\$ 17,715	\$ (3,190)	\$ -	\$ 128	\$ 3	\$ -	\$ -	\$ -	\$ -	\$ -
28	Distribution			120206	LEX-Field Services	Full-Time Regular	\$ 17,715	\$ (3,190)	\$ -	\$ 128	\$ 3	\$ -	\$ -	\$ -	\$ -	\$ -
29	Distribution		12/31/2013	120206	LEX-Field Services	Full-Time Regular	\$ 6,509	\$ (1,177)	\$ -	\$ 22	\$ 1	\$ -	\$ -	\$ -	\$ -	\$ -
30	Distribution			120206	LEX-Field Services	Full-Time Regular	\$ 17,715	\$ (3,190)	\$ -	\$ 144	\$ 3	\$ -	\$ -	\$ -	\$ -	\$ -
31	Distribution			120206	LEX-Field Services	Full-Time Regular	\$ 19,456	\$ (3,291)	\$ -	\$ 142	\$ 17	\$ 112	\$ -	\$ -	\$ -	\$ -
32	Distribution			120206	LEX-Field Services	Full-Time Regular	\$ -	\$ -	\$ -	\$ 150	\$ 18	\$ 119	\$ -	\$ -	\$ -	\$ -
33	Distribution			120206	LEX-Field Services	Full-Time Regular	\$ 19,456	\$ (3,291)	\$ -	\$ 120	\$ 14	\$ 95	\$ -	\$ -	\$ -	\$ -
34	Distribution			120206	LEX-Field Services	Full-Time Regular	\$ 19,456	\$ (3,291)	\$ -	\$ 138	\$ 16	\$ 109	\$ -	\$ -	\$ -	\$ -
35	Distribution			120206	LEX-Field Services	Full-Time Regular	\$ 6,938	\$ (1,168)	\$ -	\$ 120	\$ 14	\$ 95	\$ -	\$ -	\$ -	\$ -
36	Distribution			120206	LEX-Field Services	Full-Time Regular	\$ 19,456	\$ (3,291)	\$ -	\$ 140	\$ 17	\$ 111	\$ -	\$ -	\$ -	\$ -
37	Distribution			120206	LEX-Field Services	Full-Time Regular	\$ 15,283	\$ (2,587)	\$ -	\$ 129	\$ 15	\$ 102	\$ -	\$ -	\$ -	\$ -
38	Distribution			120206	LEX-Field Services	Full-Time Regular	\$ 17,715	\$ (3,190)	\$ 500	\$ 135	\$ 3	\$ -	\$ -	\$ -	\$ -	\$ -
39	Distribution			120206	LEX-Field Services	Full-Time Regular	\$ 17,715	\$ (3,190)	\$ -	\$ 135	\$ 3	\$ -	\$ -	\$ -	\$ -	\$ -
40	Distribution			120206	LEX-Field Services	Full-Time Regular	\$ 7,296	\$ (1,369)	\$ 500	\$ 135	\$ 3	\$ -	\$ -	\$ -	\$ -	\$ -
41	Distribution			120206	LEX-Field Services	Full-Time Regular	\$ 7,296	\$ (1,369)	\$ -	\$ 135	\$ 3	\$ -	\$ -	\$ -	\$ -	\$ -
42	Distribution			120206	LEX-Field Services	Full-Time Regular	\$ 17,715	\$ (3,190)	\$ 500	\$ 135	\$ 3	\$ -	\$ -	\$ -	\$ -	\$ -
43	Distribution			120206	LEX-Field Services	Full-Time Regular	\$ 17,715	\$ (3,190)	\$ 500	\$ 135	\$ 3	\$ -	\$ -	\$ -	\$ -	\$ -
44	Distribution			120206	LEX-Field Services	Full-Time Regular	\$ 7,296	\$ (1,369)	\$ 500	\$ 135	\$ 3	\$ -	\$ -	\$ -	\$ -	\$ -
45	Distribution			120206	LEX-Field Services	Full-Time Regular	\$ 17,715	\$ (3,190)	\$ -	\$ 135	\$ 3	\$ -	\$ -	\$ -	\$ -	\$ -
46	Distribution			120206	LEX-Field Services	Full-Time Regular	\$ 17,715	\$ (3,190)	\$ 500	\$ 135	\$ 3	\$ -	\$ -	\$ -	\$ -	\$ -
47	Distribution			120206	LEX-Field Services	Full-Time Regular	\$ 17,715	\$ (3,190)	\$ 500	\$ 135	\$ 3	\$ -	\$ -	\$ -	\$ -	\$ -
48	Distribution			120206	LEX-Field Services	Full-Time Regular	\$ 17,715	\$ (3,190)	\$ -	\$ 135	\$ 3	\$ -	\$ -	\$ -	\$ -	\$ -

Begin Forecast 8/1/2013  
 End of Forecast 7/31/2014

5A 5B 5C 5D 5E 5F 5G

Gross Group Insurance

Kentucky American Water  
 Calculation of Forecasted Labor & Labor Related Expenses  
 Including Salaries & Wages, Group Insurance, 401k, DCP, & Payroll Tax  
 Exhibits\Expense[Labor and Labor Related.xlsx]KY Forecast Labo  
 W/P - 3-1  
 W/P - 3-1a  
 W/P - 3-1b  
 W/P - 3-1c

Line No.	Schedule G Dept	Position Begin Date	Position End Date	Bus Unit	Business Unit Name	Employment Status	Medical, Dental & Vision	Employee Contribution	VEBA	Basic Life	AD&D	Long Term Disability		Short Term Disability	
												5F	5G	5E	5D
49	Distribution			120206	LEX-Field Services	Full-Time Regular	\$ 17,715	\$ (3,190)	\$ 500	\$ 135	\$ 3	\$ -	\$ -	\$ -	\$ -
50	Distribution			120206	LEX-Field Services	Full-Time Regular	\$ 15,630	\$ (2,826)	\$ -	\$ 135	\$ 3	\$ -	\$ -	\$ -	\$ -
51	Distribution			120206	LEX-Field Services	Full-Time Regular	\$ 17,715	\$ (3,190)	\$ -	\$ 138	\$ 3	\$ -	\$ -	\$ -	\$ -
52	Distribution			120206	LEX-Field Services	Full-Time Regular	\$ 17,715	\$ (3,190)	\$ 500	\$ 138	\$ 3	\$ -	\$ -	\$ -	\$ -
53	Distribution			120201	LEX-Production	Full-Time Regular	\$ 17,715	\$ (3,190)	\$ -	\$ 144	\$ 3	\$ -	\$ -	\$ -	\$ -
54	Distribution			120206	LEX-Field Services	Full-Time Regular	\$ 17,715	\$ (3,190)	\$ -	\$ 142	\$ 3	\$ -	\$ -	\$ -	\$ -
55	Distribution			120206	LEX-Field Services	Full-Time Regular	\$ 17,715	\$ (3,190)	\$ -	\$ 142	\$ 3	\$ -	\$ -	\$ -	\$ -
56	Distribution			120206	LEX-Field Services	Full-Time Regular	\$ 7,296	\$ (1,369)	\$ -	\$ 142	\$ 3	\$ -	\$ -	\$ -	\$ -
57	Distribution			120206	LEX-Field Services	Full-Time Regular	\$ 17,715	\$ (3,190)	\$ -	\$ 142	\$ 3	\$ -	\$ -	\$ -	\$ -
58	Distribution			120206	LEX-Field Services	Full-Time Regular	\$ 17,715	\$ (3,190)	\$ -	\$ 142	\$ 3	\$ -	\$ -	\$ -	\$ -
59	Distribution			120206	LEX-Field Services	Full-Time Regular	\$ 17,715	\$ (3,190)	\$ -	\$ 142	\$ 3	\$ -	\$ -	\$ -	\$ -
60	Distribution			120206	LEX-Field Services	Full-Time Regular	\$ 17,715	\$ (3,190)	\$ -	\$ 142	\$ 3	\$ -	\$ -	\$ -	\$ -
61	Distribution			120206	LEX-Field Services	Full-Time Regular	\$ 17,715	\$ (3,190)	\$ -	\$ 142	\$ 3	\$ -	\$ -	\$ -	\$ -
62	Distribution			120206	LEX-Field Services	Full-Time Regular	\$ 17,715	\$ (3,190)	\$ -	\$ 142	\$ 3	\$ -	\$ -	\$ -	\$ -
63	Distribution			120206	LEX-Field Services	Full-Time Regular	\$ 17,715	\$ (3,190)	\$ -	\$ 142	\$ 3	\$ -	\$ -	\$ -	\$ -
64	Distribution			120206	LEX-Field Services	Full-Time Regular	\$ 17,715	\$ (3,190)	\$ -	\$ 142	\$ 3	\$ -	\$ -	\$ -	\$ -
65	Distribution			120206	LEX-Field Services	Full-Time Regular	\$ 17,715	\$ (3,190)	\$ -	\$ 142	\$ 3	\$ -	\$ -	\$ -	\$ -
66	Distribution			120206	LEX-Field Services	Full-Time Regular	\$ 19,456	\$ (3,291)	\$ -	\$ 404	\$ 48	\$ 321	\$ 321	\$ 321	\$ 321
67	Distribution			120206	LEX-Field Services	Full-Time Regular	\$ 15,974	\$ (2,713)	\$ -	\$ 186	\$ 22	\$ 148	\$ 148	\$ 148	\$ 148
68	Distribution			120206	LEX-Field Services	Full-Time Regular	\$ 6,938	\$ (1,168)	\$ -	\$ 191	\$ 23	\$ 152	\$ 152	\$ 152	\$ 152
69	Distribution			120206	LEX-Field Services	Full-Time Regular	\$ 15,091	\$ (2,557)	\$ -	\$ 209	\$ 25	\$ 166	\$ 166	\$ 166	\$ 166
70	Distribution			120206	LEX-Field Services	Full-Time Regular	\$ 19,456	\$ (3,291)	\$ 500	\$ 128	\$ 3	\$ -	\$ -	\$ -	\$ -
71	Distribution			120206	LEX-Field Services	Full-Time Regular	\$ 15,283	\$ (2,587)	\$ -	\$ 291	\$ 35	\$ 231	\$ 231	\$ 231	\$ 231
72	Distribution			120206	LEX-Field Services	Full-Time Regular	\$ 19,456	\$ (3,291)	\$ -	\$ 279	\$ 33	\$ 222	\$ 222	\$ 222	\$ 222
73	Distribution			120206	LEX-Field Services	Full-Time Regular	\$ 19,456	\$ (3,291)	\$ -	\$ 257	\$ 31	\$ 204	\$ 204	\$ 204	\$ 204
74	Distribution			120206	LEX-Field Services	Full-Time Regular	\$ -	\$ -	\$ -	\$ 216	\$ 26	\$ 172	\$ 172	\$ 172	\$ 172
75	Distribution			120206	LEX-Field Services	Full-Time Regular	\$ 17,715	\$ (3,190)	\$ -	\$ 128	\$ 3	\$ -	\$ -	\$ -	\$ -
76	Distribution			120206	LEX-Field Services	Full-Time Regular	\$ 17,715	\$ (3,190)	\$ -	\$ 128	\$ 3	\$ -	\$ -	\$ -	\$ -
77	Distribution			120206	LEX-Field Services	Full-Time Regular	\$ 17,715	\$ (3,190)	\$ -	\$ 128	\$ 3	\$ -	\$ -	\$ -	\$ -
78	Distribution			120206	LEX-Field Services	Full-Time Regular	\$ 15,630	\$ (2,826)	\$ -	\$ 128	\$ 3	\$ -	\$ -	\$ -	\$ -
79	Distribution			120206	LEX-Field Services	Full-Time Regular	\$ 17,715	\$ (3,190)	\$ 500	\$ 128	\$ 3	\$ -	\$ -	\$ -	\$ -
80	Distribution			120206	LEX-Field Services	Full-Time Regular	\$ 17,715	\$ (3,190)	\$ 500	\$ 128	\$ 3	\$ -	\$ -	\$ -	\$ -
81	Distribution			120206	LEX-Field Services	Full-Time Regular	\$ 15,630	\$ (2,826)	\$ -	\$ 128	\$ 3	\$ -	\$ -	\$ -	\$ -
82	Distribution			120206	LEX-Field Services	Full-Time Regular	\$ 17,715	\$ (3,190)	\$ 500	\$ 128	\$ 3	\$ -	\$ -	\$ -	\$ -
83	Distribution			120206	LEX-Field Services	Full-Time Regular	\$ 7,296	\$ (1,369)	\$ 500	\$ 128	\$ 3	\$ -	\$ -	\$ -	\$ -
84	Distribution			120206	LEX-Field Services	Full-Time Regular	\$ 17,715	\$ (3,190)	\$ 500	\$ 128	\$ 3	\$ -	\$ -	\$ -	\$ -
85	Distribution			120206	LEX-Field Services	Full-Time Regular	\$ 17,715	\$ (3,190)	\$ 500	\$ 128	\$ 3	\$ -	\$ -	\$ -	\$ -
86	Distribution			120206	LEX-Field Services	Full-Time Regular	\$ 17,715	\$ (3,190)	\$ 500	\$ 128	\$ 3	\$ -	\$ -	\$ -	\$ -
87	Production			120217	LEX-Water Quality	Full-Time Regular	\$ 6,938	\$ (1,168)	\$ -	\$ 174	\$ 21	\$ 138	\$ 138	\$ 138	\$ 138
88	Production			120217	LEX-Water Quality	Full-Time Regular	\$ 6,938	\$ (1,168)	\$ -	\$ 212	\$ 25	\$ 168	\$ 168	\$ 168	\$ 168
89	Production			120217	LEX-Water Quality	Full-Time Regular	\$ 19,456	\$ (3,291)	\$ -	\$ 189	\$ 22	\$ 150	\$ 150	\$ 150	\$ 150
90	Production			120201	LEX-Production	Full-Time Regular	\$ 15,283	\$ (2,587)	\$ -	\$ 270	\$ 32	\$ 214	\$ 214	\$ 214	\$ 214
91	Production			120201	LEX-Production	Full-Time Regular	\$ 17,715	\$ (3,190)	\$ -	\$ 155	\$ 18	\$ 123	\$ 123	\$ 123	\$ 123
92	Production			120201	LEX-Production	Full-Time Regular	\$ 17,715	\$ (3,190)	\$ -	\$ 144	\$ 3	\$ -	\$ -	\$ -	\$ -
93	Production			120201	LEX-Production	Full-Time Regular	\$ 17,715	\$ (3,190)	\$ 500	\$ 144	\$ 3	\$ -	\$ -	\$ -	\$ -
94	Production			120201	LEX-Production	Full-Time Regular	\$ 17,715	\$ (3,190)	\$ -	\$ 144	\$ 3	\$ -	\$ -	\$ -	\$ -
95	Production			120201	LEX-Production	Full-Time Regular	\$ 15,630	\$ (2,826)	\$ -	\$ 144	\$ 3	\$ -	\$ -	\$ -	\$ -
96	Production			120201	LEX-Production	Full-Time Regular	\$ 19,456	\$ (3,291)	\$ -	\$ 296	\$ 35	\$ 235	\$ 235	\$ 235	\$ 235

Kentucky American Water  
 Calculation of Forecasted Labor & Labor Related Expenses  
 Including Salaries & Wages, Group Insurance, 401k, DCP, & Payroll Tax  
 Exhibits\Expense[Labor and Labor Related.xlsx]KY Forecast Labo

W/P - 3-1  
 W/P - 3-1a  
 W/P - 3-1b  
 W/P - 3-1c

Begin Forecast 8/1/2013  
 End of Forecast 7/31/2014

Line No.	Schedule G Dept	Position Begin Date	Position End Date	Bus Unit	Business Unit Name	Employment Status	Medical, Dental & Vision	Employee Contribution	VEBA	Basic Life	AD&D	Long Term		Short Term	
												Disability	Term	Disability	Term
97	Production			120201	LEX-Production	Full-Time Regular	\$ 19,456	\$ (3,291)	\$ -	\$ 219	\$ 26	\$ 174	\$ 174	\$ 29	\$ 29
98	Production			120201	LEX-Production	Full-Time Regular	\$ 6,938	\$ (1,168)	\$ -	\$ 189	\$ 23	\$ 150	\$ 150	\$ 29	\$ 29
99	Production			120201	LEX-Production	Full-Time Regular	\$ 19,456	\$ (3,291)	\$ -	\$ 191	\$ 23	\$ 152	\$ 152	\$ 29	\$ 29
100	Production			120201	LEX-Production	Full-Time Regular	\$ 6,938	\$ (1,168)	\$ -	\$ 254	\$ 30	\$ 202	\$ 202	\$ 29	\$ 29
101	Production			120201	LEX-Production	Full-Time Regular	\$ 6,938	\$ (1,168)	\$ -	\$ 228	\$ 27	\$ 181	\$ 181	\$ 29	\$ 29
102	Production			120201	LEX-Production	Full-Time Regular	\$ 7,296	\$ (1,369)	\$ -	\$ 150	\$ 3	\$ -	\$ -	\$ 29	\$ 29
103	Production			120201	LEX-Production	Full-Time Regular	\$ 7,296	\$ (1,369)	\$ -	\$ 148	\$ 3	\$ -	\$ -	\$ 29	\$ 29
104	Production			120201	LEX-Production	Full-Time Regular	\$ 17,715	\$ (3,190)	\$ -	\$ 144	\$ 3	\$ -	\$ -	\$ 29	\$ 29
105	Production			120201	LEX-Production	Full-Time Regular	\$ 17,715	\$ (3,190)	\$ -	\$ 148	\$ 3	\$ -	\$ -	\$ 29	\$ 29
106	Production			120201	LEX-Production	Full-Time Regular	\$ 17,715	\$ (3,190)	\$ -	\$ 148	\$ 3	\$ -	\$ -	\$ 29	\$ 29
107	Production			120201	LEX-Production	Full-Time Regular	\$ 17,715	\$ (3,190)	\$ -	\$ 149	\$ 3	\$ -	\$ -	\$ 29	\$ 29
108	Production			120201	LEX-Production	Full-Time Regular	\$ 7,296	\$ (1,369)	\$ 500	\$ 150	\$ 3	\$ -	\$ -	\$ 29	\$ 29
109	Production			120201	LEX-Production	Full-Time Regular	\$ 17,715	\$ (3,190)	\$ -	\$ 144	\$ 3	\$ -	\$ -	\$ 29	\$ 29
110	Production			120201	LEX-Production	Full-Time Regular	\$ 17,715	\$ (3,190)	\$ -	\$ 144	\$ 3	\$ -	\$ -	\$ 29	\$ 29
111	Production			120201	LEX-Production	Full-Time Regular	\$ 17,715	\$ (3,190)	\$ -	\$ 140	\$ 3	\$ -	\$ -	\$ 29	\$ 29
112	Production			120201	LEX-Production	Full-Time Regular	\$ 15,630	\$ (2,826)	\$ -	\$ 149	\$ 3	\$ -	\$ -	\$ 29	\$ 29
113	Production			120201	LEX-Production	Full-Time Regular	\$ 7,296	\$ (1,369)	\$ 500	\$ 137	\$ 3	\$ -	\$ -	\$ 29	\$ 29
114	Production			120201	LEX-Production	Full-Time Regular	\$ 7,296	\$ (1,369)	\$ 500	\$ 141	\$ 3	\$ -	\$ -	\$ 29	\$ 29
115	Production			120201	LEX-Production	Full-Time Regular	\$ 960	\$ (301)	\$ -	\$ 139	\$ 3	\$ -	\$ -	\$ 29	\$ 29
116	Production			120201	LEX-Production	Full-Time Regular	\$ 17,715	\$ (3,190)	\$ -	\$ 135	\$ 3	\$ -	\$ -	\$ 29	\$ 29
117	Production			120252	LEX-Pool III WTP	Full-Time Regular	\$ 15,283	\$ (2,587)	\$ -	\$ 165	\$ 20	\$ 131	\$ 131	\$ 29	\$ 29
118	Production			120252	LEX-Pool III WTP	Full-Time Regular	\$ 19,456	\$ (3,291)	\$ -	\$ 165	\$ 20	\$ 131	\$ 131	\$ 29	\$ 29
119	Production			120252	LEX-Pool III WTP	Full-Time Regular	\$ 19,456	\$ (3,291)	\$ -	\$ 189	\$ 22	\$ 150	\$ 150	\$ 29	\$ 29
120	Production			120252	LEX-Pool III WTP	Full-Time Regular	\$ 15,974	\$ (2,713)	\$ -	\$ 173	\$ 21	\$ 137	\$ 137	\$ 29	\$ 29
121	Production			120252	LEX-Pool III WTP	Full-Time Regular	\$ 15,283	\$ (2,587)	\$ -	\$ 170	\$ 20	\$ 135	\$ 135	\$ 29	\$ 29
122	Production			120252	LEX-Pool III WTP	Full-Time Regular	\$ 19,456	\$ (3,291)	\$ -	\$ 162	\$ 19	\$ 128	\$ 128	\$ 29	\$ 29
123	Production			120252	LEX-Pool III WTP	Full-Time Regular	\$ 15,283	\$ (2,587)	\$ -	\$ 225	\$ 27	\$ 179	\$ 179	\$ 29	\$ 29
124	Production			120252	LEX-Pool III WTP	Full-Time Regular	\$ -	\$ -	\$ -	\$ 168	\$ 20	\$ 133	\$ 133	\$ 29	\$ 29
125	Production			123201	OWN-Production	Full-Time Regular	\$ 19,456	\$ (3,291)	\$ -	\$ 71	\$ 8	\$ 138	\$ 138	\$ 12	\$ 12
126	Production	12/31/2013		123201	OWN-Production	Full-Time Regular	\$ 2,889	\$ (486)	\$ -	\$ 25	\$ 3	\$ 49	\$ 49	\$ 12	\$ 12
127	Production	12/31/2013		123201	OWN-Production	Full-Time Regular	\$ 373	\$ (120)	\$ -	\$ 25	\$ 3	\$ 49	\$ 49	\$ 12	\$ 12
128	Production	12/31/2013		123201	OWN-Production	Full-Time Regular	\$ 8,102	\$ (1,370)	\$ -	\$ 26	\$ 3	\$ 50	\$ 50	\$ 12	\$ 12
129	Production	12/31/2013		123201	OWN-Production	Full-Time Regular	\$ 6,365	\$ (1,077)	\$ -	\$ 25	\$ 3	\$ 49	\$ 49	\$ 12	\$ 12
130	Distribution			123205	OWN-Admin & Gen	Full-Time Regular	\$ 15,091	\$ (2,557)	\$ -	\$ 340	\$ 41	\$ 270	\$ 270	\$ 29	\$ 29
131	Distribution			123205	OWN-Admin & Gen	Full-Time Regular	\$ 7,475	\$ (1,344)	\$ -	\$ 120	\$ 14	\$ 95	\$ 95	\$ 29	\$ 29
132	Distribution			123205	OWN-Admin & Gen	Full-Time Regular	\$ 19,456	\$ (3,291)	\$ -	\$ 123	\$ 15	\$ 97	\$ 97	\$ 29	\$ 29
133	Distribution			123206	OWN-Field Services	Full-Time Regular	\$ 7,680	\$ (1,407)	\$ -	\$ 140	\$ 17	\$ 111	\$ 111	\$ 29	\$ 29
134	Distribution			123206	OWN-Field Services	Full-Time Regular	\$ 19,456	\$ (3,291)	\$ -	\$ 140	\$ 17	\$ 111	\$ 111	\$ 29	\$ 29
135	Distribution			123206	OWN-Field Services	Full-Time Regular	\$ 19,456	\$ (3,291)	\$ -	\$ 148	\$ 18	\$ 117	\$ 117	\$ 29	\$ 29
136	Distribution			123206	OWN-Field Services	Full-Time Regular	\$ 15,283	\$ (2,587)	\$ -	\$ 152	\$ 18	\$ 120	\$ 120	\$ 29	\$ 29
137	Production			123301	OWNWW-Production	Full-Time Regular	\$ 19,456	\$ (3,291)	\$ -	\$ 151	\$ 18	\$ 120	\$ 120	\$ 29	\$ 29
138	Production			120252	LEX-Pool III WTP	Full-Time Regular	\$ 8,724	\$ (1,478)	\$ -	\$ 63	\$ 7	\$ 50	\$ 50	\$ 17	\$ 17
<b>Sum</b>							<b>\$ 2,009,240</b>	<b>\$ (352,096)</b>	<b>\$ 10,042</b>	<b>\$ 22,272</b>	<b>\$ 1,777</b>	<b>\$ 10,917</b>	<b>\$ 10,917</b>	<b>\$ 3,817</b>	<b>\$ 3,817</b>

#####

Kentucky American Water  
**Calculation of Forecasted Labor & Labor Related Expenses**  
 Including Salaries & Wages, Group Insurance, 401k, DCP, & Payroll Tax  
 Exhibits\Expense[Labor and Labor Related.xlsx]KY Forecast Labo  
 W/P - 3-1  
 W/P - 3-1a  
 W/P - 3-1b  
 W/P - 3-1c

Line No.	Schedule G Dept	Position Begin Date	Position End Date	Bus Unit	Business Unit Name	Employment Status	Water %	O&M %	Water O&M Labor	Water O & M 401(k)	Water O & M DCP	Water O & M Payroll Taxes	Water O & M Group Insurance	Water Incentive Compensation	1	2A	2B	4	5	3	
																					Net Water O&M Labor-Related Expense (Excluding Pension & OPEB):
1	A&G	12/01/18		120118	CORP-Human Resources	Full-Time Regular	100.0%	100.0%	\$ 57,805	\$ 1,857	\$ 3,035	\$ 5,032	\$ 12,919	\$ 5,781							
2	A&G	12/01/05		120105	CORP-Admin & Gen	Full-Time Regular	100.0%	90.0%	\$ 142,963	\$ 3,574	\$ -	\$ 8,598	\$ 15,383	\$ 5,781							
3	A&G	12/01/05		120105	CORP-Admin & Gen	Full-Time Regular	100.0%	95.0%	\$ 172,891	\$ 4,322	\$ -	\$ 9,709	\$ 16,302	\$ 109,194							
4	A&G	12/01/05		120105	CORP-Admin & Gen	Full-Time Regular	100.0%	100.0%	\$ 64,928	\$ 1,623	\$ -	\$ 5,135	\$ 13,125	\$ -							
5	A&G	12/01/19		120119	CORP-Loss Control	Full-Time Regular	100.0%	50.0%	\$ 36,845	\$ -	\$ 1,934	\$ 3,184	\$ 3,126	\$ 7,369							
6	A&G	12/01/19		120119	CORP-Loss Control	Full-Time Regular	100.0%	0.0%	\$ -	\$ -	\$ -	\$ -	\$ -	\$ -							
7	A&G	12/01/21		120121	CORP-Communications	Full-Time Regular	100.0%	100.0%	\$ 104,518	\$ 2,613	\$ -	\$ 8,532	\$ 16,839	\$ 15,678							
8	A&G	12/01/21		120121	CORP-Communications	Full-Time Regular	100.0%	100.0%	\$ 46,913	\$ 469	\$ 2,445	\$ 3,757	\$ 16,481	\$ -							
9	A&G	12/01/05		120105	CORP-Admin & Gen	Full-Time Regular	100.0%	75.0%	\$ 39,165	\$ 1,567	\$ 2,056	\$ 3,122	\$ 4,590	\$ -							
10	A&G	12/01/21		120121	CORP-Communications	Full-Time Regular	100.0%	100.0%	\$ 62,665	\$ 2,632	\$ 3,290	\$ 5,202	\$ 16,581	\$ 3,133							
11	A&G	12/01/14		120114	CORP-Engineering	Full-Time Regular	99.4%	0.0%	\$ -	\$ -	\$ -	\$ -	\$ -	\$ -							
12	A&G	12/01/14		120114	CORP-Engineering	Full-Time Regular	100.0%	0.0%	\$ -	\$ -	\$ -	\$ -	\$ -	\$ -							
13	A&G	12/01/14		120114	CORP-Engineering	Full-Time Regular	100.0%	0.0%	\$ -	\$ -	\$ -	\$ -	\$ -	\$ -							
14	A&G	12/01/14		120114	CORP-Engineering	Full-Time Regular	100.0%	0.0%	\$ -	\$ -	\$ -	\$ -	\$ -	\$ -							
15	A&G	12/01/14		120114	CORP-Engineering	Full-Time Regular	100.0%	0.0%	\$ -	\$ -	\$ -	\$ -	\$ -	\$ -							
16	A&G	12/01/14		120114	CORP-Engineering	Full-Time Regular	100.0%	0.0%	\$ -	\$ -	\$ -	\$ -	\$ -	\$ -							
17	A&G	12/01/14		120114	CORP-Engineering	Full-Time Regular	100.0%	0.0%	\$ -	\$ -	\$ -	\$ -	\$ -	\$ -							
18	A&G	12/01/14		120114	CORP-Engineering	Full-Time Regular	100.0%	0.0%	\$ -	\$ -	\$ -	\$ -	\$ -	\$ -							
19	A&G	12/01/14		120114	CORP-Engineering	Full-Time Regular	99.4%	0.0%	\$ -	\$ -	\$ -	\$ -	\$ -	\$ -							
20	A&G	12/01/14		120114	CORP-Engineering	Full-Time Regular	100.0%	0.0%	\$ -	\$ -	\$ -	\$ -	\$ -	\$ -							
21	Distribution		12/31/2013	120206	LEX-Field Services	Full-Time Regular	100.0%	90.0%	\$ 19,059	\$ -	\$ 933	\$ 1,609	\$ 5,475	\$ -							
22	Distribution		120206	120206	LEX-Field Services	Full-Time Regular	100.0%	90.0%	\$ 45,970	\$ 1,073	\$ -	\$ 3,668	\$ 13,216	\$ -							
23	Distribution		120206	120206	LEX-Field Services	Full-Time Regular	100.0%	90.0%	\$ 48,470	\$ -	\$ -	\$ 3,859	\$ 13,222	\$ -							
24	Distribution		120206	120206	LEX-Field Services	Full-Time Regular	100.0%	90.0%	\$ 45,970	\$ -	\$ -	\$ 3,668	\$ 5,478	\$ -							
25	Distribution		8/30/2013	120206	LEX-Field Services	Full-Time Regular	100.0%	93.3%	\$ 3,881	\$ -	\$ 193	\$ 375	\$ 1,119	\$ -							
26	Distribution		120206	120206	LEX-Field Services	Full-Time Regular	100.0%	90.0%	\$ 50,782	\$ 1,185	\$ -	\$ 4,036	\$ 13,228	\$ -							
27	Distribution		120206	120206	LEX-Field Services	Full-Time Regular	100.0%	90.0%	\$ 45,970	\$ -	\$ 2,254	\$ 3,668	\$ 13,216	\$ -							
28	Distribution		120206	120206	LEX-Field Services	Full-Time Regular	100.0%	90.0%	\$ 45,970	\$ -	\$ -	\$ 3,668	\$ 13,216	\$ -							
29	Distribution		12/31/2013	120206	LEX-Field Services	Full-Time Regular	100.0%	90.0%	\$ 19,059	\$ 519	\$ 933	\$ 1,609	\$ 4,830	\$ -							
30	Distribution		120206	120206	LEX-Field Services	Full-Time Regular	100.0%	98.0%	\$ 56,586	\$ 1,312	\$ -	\$ 4,493	\$ 14,406	\$ -							
31	Distribution		120206	120206	LEX-Field Services	Full-Time Regular	100.0%	100.0%	\$ 50,066	\$ 1,502	\$ 2,305	\$ 3,998	\$ 16,465	\$ -							
32	Distribution		120206	120206	LEX-Field Services	Full-Time Regular	100.0%	100.0%	\$ 50,515	\$ 2,021	\$ 2,440	\$ 4,032	\$ 315	\$ -							
33	Distribution		120206	120206	LEX-Field Services	Full-Time Regular	100.0%	80.0%	\$ 32,638	\$ 979	\$ 1,560	\$ 2,631	\$ 13,139	\$ -							
34	Distribution		120206	120206	LEX-Field Services	Full-Time Regular	100.0%	100.0%	\$ 46,911	\$ 1,642	\$ 2,242	\$ 3,757	\$ 16,458	\$ -							
35	Distribution		120206	120206	LEX-Field Services	Full-Time Regular	100.0%	89.2%	\$ 36,005	\$ 1,051	\$ 1,739	\$ 2,904	\$ 14,644	\$ -							
36	Distribution		120206	120206	LEX-Field Services	Full-Time Regular	100.0%	100.0%	\$ 40,282	\$ -	\$ 1,945	\$ 3,250	\$ 6,027	\$ -							
37	Distribution		120206	120206	LEX-Field Services	Full-Time Regular	100.0%	100.0%	\$ 47,252	\$ -	\$ -	\$ 3,783	\$ 16,462	\$ -							
38	Distribution		120206	120206	LEX-Field Services	Full-Time Regular	100.0%	50.0%	\$ 21,734	\$ 869	\$ 1,050	\$ 1,747	\$ 6,486	\$ -							
39	Distribution		120206	120206	LEX-Field Services	Full-Time Regular	100.0%	85.0%	\$ 49,939	\$ 855	\$ 2,245	\$ 3,963	\$ 12,913	\$ -							
40	Distribution		120206	120206	LEX-Field Services	Full-Time Regular	100.0%	85.0%	\$ 49,939	\$ -	\$ 2,245	\$ 3,963	\$ 12,488	\$ -							
41	Distribution		120206	120206	LEX-Field Services	Full-Time Regular	100.0%	85.0%	\$ 49,939	\$ 1,710	\$ 2,245	\$ 3,963	\$ 5,605	\$ -							
42	Distribution		120206	120206	LEX-Field Services	Full-Time Regular	100.0%	85.0%	\$ 49,939	\$ 1,710	\$ 2,245	\$ 3,963	\$ 5,180	\$ -							
43	Distribution		120206	120206	LEX-Field Services	Full-Time Regular	100.0%	85.0%	\$ 49,939	\$ 1,710	\$ 2,245	\$ 3,963	\$ 12,913	\$ -							
44	Distribution		120206	120206	LEX-Field Services	Full-Time Regular	100.0%	85.0%	\$ 49,939	\$ 1,283	\$ 2,245	\$ 3,963	\$ 5,605	\$ -							
45	Distribution		120206	120206	LEX-Field Services	Full-Time Regular	100.0%	85.0%	\$ 49,939	\$ -	\$ -	\$ 3,963	\$ 12,488	\$ -							
46	Distribution		120206	120206	LEX-Field Services	Full-Time Regular	100.0%	85.0%	\$ 49,939	\$ 1,710	\$ 2,245	\$ 3,963	\$ 12,913	\$ -							
47	Distribution		120206	120206	LEX-Field Services	Full-Time Regular	100.0%	85.0%	\$ 49,939	\$ -	\$ 2,245	\$ 3,963	\$ 12,913	\$ -							
48	Distribution		120206	120206	LEX-Field Services	Full-Time Regular	100.0%	85.0%	\$ 49,939	\$ 1,710	\$ 2,245	\$ 3,963	\$ 12,488	\$ -							

Kentucky American Water  
**Calculation of Forecasted Labor & Labor Related Expenses**  
 Including Salaries & Wages, Group Insurance, 401k, DCP, & Payroll Tax  
 Exhibits\Expense[Labor and Labor Related.xlsx]KY Forecast Labo

W/P - 3-1  
 W/P - 3-1a  
 W/P - 3-1b  
 W/P - 3-1c

Line No.	Schedule G Dept	Position Begin Date	Position End Date	Bus Unit	Business Unit Name	Employment Status	Water %	O&M %	Water O&M Labor	Water O & M 401(k)	Water O & M DCP	Water O & M Payroll Taxes	Water O & M Group Insurance	Water Incentive Compensation
49	Distribution			120206	LEX-Field Services	Full-Time Regular	100.0%	85.0%	\$ 49,939	\$ 1,710	\$ 2,245	\$ 3,963	\$ 12,913	\$ -
50	Distribution			120206	LEX-Field Services	Full-Time Regular	100.0%	85.0%	\$ 49,939	\$ 1,248	\$ 2,245	\$ 3,963	\$ 11,025	\$ -
51	Distribution			120206	LEX-Field Services	Full-Time Regular	100.0%	75.0%	\$ 51,688	\$ 966	\$ -	\$ 4,080	\$ 11,021	\$ -
52	Distribution			120206	LEX-Field Services	Full-Time Regular	100.0%	75.0%	\$ 52,519	\$ -	\$ 2,028	\$ 4,144	\$ 11,396	\$ -
53	Distribution			120201	LEX-Production	Full-Time Regular	99.9%	75.0%	\$ 46,432	\$ -	\$ -	\$ 3,678	\$ 11,010	\$ -
54	Distribution			120206	LEX-Field Services	Full-Time Regular	100.0%	95.0%	\$ 60,201	\$ -	\$ -	\$ 4,765	\$ 13,963	\$ -
55	Distribution			120206	LEX-Field Services	Full-Time Regular	100.0%	95.0%	\$ 60,201	\$ 1,251	\$ -	\$ 4,765	\$ 13,963	\$ -
56	Distribution			120206	LEX-Field Services	Full-Time Regular	100.0%	95.0%	\$ 60,201	\$ 751	\$ -	\$ 4,765	\$ 5,795	\$ -
57	Distribution			120206	LEX-Field Services	Full-Time Regular	100.0%	95.0%	\$ 60,201	\$ 1,251	\$ -	\$ 4,765	\$ 13,963	\$ -
58	Distribution			120206	LEX-Field Services	Full-Time Regular	100.0%	95.0%	\$ 60,201	\$ 1,251	\$ -	\$ 4,765	\$ 13,963	\$ -
59	Distribution			120206	LEX-Field Services	Full-Time Regular	100.0%	95.0%	\$ 60,201	\$ 1,251	\$ -	\$ 4,765	\$ 13,963	\$ -
60	Distribution			120206	LEX-Field Services	Full-Time Regular	100.0%	95.0%	\$ 60,201	\$ 1,251	\$ -	\$ 4,765	\$ 13,963	\$ -
61	Distribution			120206	LEX-Field Services	Full-Time Regular	100.0%	95.0%	\$ 60,201	\$ 751	\$ -	\$ 4,765	\$ 13,963	\$ -
62	Distribution			120206	LEX-Field Services	Full-Time Regular	100.0%	95.0%	\$ 60,201	\$ -	\$ -	\$ 4,765	\$ 13,963	\$ -
63	Distribution			120206	LEX-Field Services	Full-Time Regular	100.0%	95.0%	\$ 60,201	\$ 1,251	\$ -	\$ 4,765	\$ 13,963	\$ -
64	Distribution			120206	LEX-Field Services	Full-Time Regular	100.0%	95.0%	\$ 60,201	\$ 1,001	\$ -	\$ 4,765	\$ 13,963	\$ -
65	Distribution			120206	LEX-Field Services	Full-Time Regular	100.0%	95.0%	\$ 60,201	\$ 1,251	\$ -	\$ 4,765	\$ 13,963	\$ -
66	Distribution			120206	LEX-Field Services	Full-Time Regular	100.0%	95.0%	\$ 118,956	\$ 5,710	\$ 6,245	\$ 8,520	\$ 16,118	\$ 25,043
67	Distribution			120206	LEX-Field Services	Full-Time Regular	100.0%	92.0%	\$ 63,320	\$ 1,328	\$ -	\$ 4,999	\$ 12,555	\$ -
68	Distribution			120206	LEX-Field Services	Full-Time Regular	100.0%	50.0%	\$ 31,483	\$ -	\$ -	\$ 2,492	\$ 3,082	\$ -
69	Distribution			120206	LEX-Field Services	Full-Time Regular	100.0%	50.0%	\$ 32,426	\$ 947	\$ 1,702	\$ 2,565	\$ 6,481	\$ -
70	Distribution			120206	LEX-Field Services	Full-Time Regular	100.0%	85.0%	\$ 61,052	\$ 1,526	\$ -	\$ 5,280	\$ 14,142	\$ 7,183
71	Distribution			120206	LEX-Field Services	Full-Time Regular	100.0%	85.0%	\$ 76,554	\$ 1,914	\$ -	\$ 6,585	\$ 11,288	\$ 9,006
72	Distribution			120206	LEX-Field Services	Full-Time Regular	100.0%	85.0%	\$ 73,603	\$ 1,840	\$ -	\$ 6,336	\$ 14,219	\$ 8,659
73	Distribution			120206	LEX-Field Services	Full-Time Regular	100.0%	85.0%	\$ 75,751	\$ 1,894	\$ -	\$ 6,534	\$ 15,852	\$ 7,974
74	Distribution			120206	LEX-Field Services	Full-Time Regular	100.0%	85.0%	\$ 56,979	\$ 1,424	\$ -	\$ 4,938	\$ 376	\$ 6,703
75	Distribution			120206	LEX-Field Services	Full-Time Regular	100.0%	85.0%	\$ 44,783	\$ -	\$ -	\$ 3,569	\$ 12,482	\$ -
76	Distribution			120206	LEX-Field Services	Full-Time Regular	100.0%	85.0%	\$ 44,783	\$ -	\$ 2,129	\$ 3,569	\$ 12,907	\$ -
77	Distribution			120206	LEX-Field Services	Full-Time Regular	100.0%	85.0%	\$ 44,783	\$ -	\$ 2,129	\$ 3,569	\$ 12,482	\$ -
78	Distribution			120206	LEX-Field Services	Full-Time Regular	100.0%	85.0%	\$ 44,783	\$ 1,184	\$ 2,129	\$ 3,569	\$ 11,019	\$ -
79	Distribution			120206	LEX-Field Services	Full-Time Regular	100.0%	85.0%	\$ 44,783	\$ 406	\$ 2,129	\$ 3,569	\$ 12,907	\$ -
80	Distribution			120206	LEX-Field Services	Full-Time Regular	100.0%	85.0%	\$ 44,783	\$ 1,622	\$ 2,129	\$ 3,569	\$ 12,907	\$ -
81	Distribution			120206	LEX-Field Services	Full-Time Regular	100.0%	85.0%	\$ 44,783	\$ 1,184	\$ 2,129	\$ 3,569	\$ 11,019	\$ -
82	Distribution			120206	LEX-Field Services	Full-Time Regular	100.0%	85.0%	\$ 44,783	\$ 406	\$ 2,129	\$ 3,569	\$ 12,907	\$ -
83	Distribution			120206	LEX-Field Services	Full-Time Regular	100.0%	85.0%	\$ 44,783	\$ -	\$ 2,129	\$ 3,569	\$ 12,907	\$ -
84	Distribution			120206	LEX-Field Services	Full-Time Regular	100.0%	85.0%	\$ 44,783	\$ 1,622	\$ 2,129	\$ 3,569	\$ 5,599	\$ -
85	Distribution			120206	LEX-Field Services	Full-Time Regular	100.0%	85.0%	\$ 44,783	\$ -	\$ 2,129	\$ 3,569	\$ 12,907	\$ -
86	Distribution			120206	LEX-Field Services	Full-Time Regular	100.0%	85.0%	\$ 44,783	\$ 1,622	\$ 2,129	\$ 3,569	\$ 12,907	\$ -
87	Production			120217	LEX-Water Quality	Full-Time Regular	99.9%	100.0%	\$ 53,758	\$ 1,976	\$ 2,822	\$ 4,486	\$ 6,127	\$ 2,088
88	Production			120217	LEX-Water Quality	Full-Time Regular	99.9%	100.0%	\$ 65,765	\$ 1,644	\$ -	\$ 5,450	\$ 6,201	\$ 3,888
89	Production			120217	LEX-Water Quality	Full-Time Regular	97.7%	100.0%	\$ 81,629	\$ 2,041	\$ -	\$ 7,345	\$ 6,159	\$ 17,244
90	Production			120201	LEX-Production	Full-Time Regular	99.6%	96.0%	\$ 52,288	\$ 1,152	\$ -	\$ 4,161	\$ 12,452	\$ -
91	Production			120201	LEX-Production	Full-Time Regular	99.9%	99.0%	\$ 57,140	\$ -	\$ -	\$ 4,537	\$ 14,534	\$ -
92	Production			120201	LEX-Production	Full-Time Regular	99.9%	99.0%	\$ 57,140	\$ 2,118	\$ 2,780	\$ 4,537	\$ 15,028	\$ -
93	Production			120201	LEX-Production	Full-Time Regular	99.9%	99.0%	\$ 57,140	\$ -	\$ 2,780	\$ 4,537	\$ 14,534	\$ -
94	Production			120201	LEX-Production	Full-Time Regular	99.9%	99.0%	\$ 57,187	\$ 1,548	\$ 2,784	\$ 4,541	\$ 12,849	\$ -
95	Production			120201	LEX-Production	Full-Time Regular	100.0%	99.0%	\$ 87,314	\$ 4,016	\$ 4,584	\$ 7,841	\$ 15,923	\$ -
96	Production			120201	LEX-Production	Full-Time Regular	100.0%	95.0%	\$ -	\$ -	\$ -	\$ -	\$ -	\$ 13,786

Kentucky American Water  
**Calculation of Forecasted Labor & Labor Related Expenses**  
 Including Salaries & Wages, Group Insurance, 401k, DCP, & Payroll Tax  
 Exhibits\Expense[Labor and Labor Related.xlsx]KY Forecast Labo

W/P - 3-1  
 W/P - 3-1a  
 W/P - 3-1b  
 W/P - 5-3

Line No.	Schedule G Dept	Position Begin Date	Position End Date	Bus Unit	Business Unit Name	Employment Status	Water %	O&M %	Water O&M Labor	Water O&M 401(k)	Water O&M DCP	Water O & M Payroll Taxes	Water O & M Group Insurance	Water Incentive Compensation	1	2A	2B	3	Net Water O&M Labor-Related Expense (Excluding Pension & OPEB):				
																			4	5	6	7	8
97	Production			120201	LEX-Production	Full-Time Regular	100.0%	57.5%	\$ 42,992	\$ 1,561	\$ 2,049	\$ 3,385	\$ 9,552	\$ -									
98	Production			120201	LEX-Production	Full-Time Regular	99.6%	100.0%	\$ 58,396	\$ 2,336	\$ 3,066	\$ 4,635	\$ 6,136	\$ -									
99	Production			120201	LEX-Production	Full-Time Regular	99.6%	100.0%	\$ 59,114	\$ 2,365	\$ 3,103	\$ 4,690	\$ 16,497	\$ -									
100	Production			120201	LEX-Production	Full-Time Regular	99.1%	98.0%	\$ 76,455	\$ 1,911	\$ -	\$ 6,597	\$ 6,103	\$ 7,801									
101	Production			120201	LEX-Production	Full-Time Regular	99.1%	98.0%	\$ 68,533	\$ 3,015	\$ 3,598	\$ 5,930	\$ 6,054	\$ 6,993									
102	Production			120201	LEX-Production	Full-Time Regular	100.0%	100.0%	\$ 62,615	\$ -	\$ 2,938	\$ 4,958	\$ 6,109	\$ -									
103	Production			120201	LEX-Production	Full-Time Regular	100.0%	100.0%	\$ 64,371	\$ 1,104	\$ -	\$ 5,092	\$ 6,107	\$ -									
104	Production			120201	LEX-Production	Full-Time Regular	100.0%	100.0%	\$ 61,782	\$ -	\$ -	\$ 4,894	\$ 14,700	\$ -									
105	Production			120201	LEX-Production	Full-Time Regular	100.0%	100.0%	\$ 61,377	\$ 1,104	\$ -	\$ 4,863	\$ 14,705	\$ -									
106	Production			120201	LEX-Production	Full-Time Regular	100.0%	100.0%	\$ 61,377	\$ 1,380	\$ -	\$ 4,863	\$ 14,705	\$ -									
107	Production			120201	LEX-Production	Full-Time Regular	100.0%	100.0%	\$ 61,703	\$ -	\$ -	\$ 4,888	\$ 14,705	\$ -									
108	Production			120201	LEX-Production	Full-Time Regular	100.0%	100.0%	\$ 65,650	\$ 1,634	\$ 2,938	\$ 5,190	\$ 6,609	\$ -									
109	Production			120201	LEX-Production	Full-Time Regular	100.0%	100.0%	\$ 61,782	\$ 1,564	\$ 2,812	\$ 4,894	\$ 14,700	\$ -									
110	Production			120201	LEX-Production	Full-Time Regular	100.0%	100.0%	\$ 58,878	\$ -	\$ -	\$ 4,672	\$ 14,700	\$ -									
111	Production			120201	LEX-Production	Full-Time Regular	100.0%	100.0%	\$ 60,596	\$ -	\$ 2,729	\$ 4,804	\$ 14,696	\$ -									
112	Production			120201	LEX-Production	Full-Time Regular	100.0%	100.0%	\$ 64,710	\$ 1,620	\$ 2,912	\$ 5,118	\$ 12,984	\$ -									
113	Production			120201	LEX-Production	Full-Time Regular	100.0%	100.0%	\$ 56,079	\$ 2,039	\$ 2,677	\$ 4,458	\$ 6,595	\$ -									
114	Production			120201	LEX-Production	Full-Time Regular	100.0%	100.0%	\$ 58,062	\$ 2,105	\$ 2,763	\$ 4,610	\$ 6,600	\$ -									
115	Production			120201	LEX-Production	Full-Time Regular	100.0%	100.0%	\$ 56,925	\$ -	\$ -	\$ 4,523	\$ 829	\$ -									
116	Production			120201	LEX-Production	Full-Time Regular	100.0%	100.0%	\$ 58,019	\$ -	\$ -	\$ 4,606	\$ 14,692	\$ -									
117	Production			120252	LEX-Pool III WTP	Full-Time Regular	100.0%	100.0%	\$ 55,744	\$ -	\$ 2,689	\$ 4,432	\$ 13,041	\$ -									
118	Production			120252	LEX-Pool III WTP	Full-Time Regular	100.0%	100.0%	\$ 52,961	\$ -	\$ 2,687	\$ 4,220	\$ 16,510	\$ -									
119	Production			120252	LEX-Pool III WTP	Full-Time Regular	100.0%	100.0%	\$ 60,482	\$ 2,419	\$ 3,069	\$ 4,795	\$ 16,555	\$ -									
120	Production			120252	LEX-Pool III WTP	Full-Time Regular	100.0%	100.0%	\$ 55,559	\$ 1,074	\$ -	\$ 4,418	\$ 13,622	\$ -									
121	Production			120252	LEX-Pool III WTP	Full-Time Regular	100.0%	100.0%	\$ 54,683	\$ -	\$ 2,775	\$ 4,351	\$ 13,051	\$ -									
122	Production			120252	LEX-Pool III WTP	Full-Time Regular	100.0%	100.0%	\$ 51,851	\$ 1,253	\$ -	\$ 4,135	\$ 16,503	\$ -									
123	Production			120252	LEX-Pool III WTP	Full-Time Regular	100.0%	100.0%	\$ 69,855	\$ -	\$ 3,667	\$ 6,046	\$ 13,156	\$ 6,986									
124	Production			120252	LEX-Pool III WTP	Full-Time Regular	98.8%	100.0%	\$ 51,980	\$ 2,079	\$ 2,705	\$ 4,142	\$ 14,464	\$ -									
125	Production			123201	OWN-Production	Full-Time Regular	89.1%	99.0%	\$ 49,625	\$ 1,985	\$ 2,494	\$ 3,945	\$ 14,464	\$ -									
126	Production	12/31/2013		123201	OWN-Production	Full-Time Regular	99.8%	100.0%	\$ 20,774	\$ 480	\$ -	\$ 1,757	\$ 2,488	\$ -									
127	Production	12/31/2013		123201	OWN-Production	Full-Time Regular	99.8%	100.0%	\$ 20,324	\$ -	\$ 1,000	\$ 1,722	\$ 341	\$ -									
128	Production	12/31/2013		123201	OWN-Production	Full-Time Regular	99.8%	100.0%	\$ 20,689	\$ 485	\$ 1,004	\$ 1,750	\$ 6,812	\$ -									
129	Production	12/31/2013		123201	OWN-Production	Full-Time Regular	99.8%	100.0%	\$ 20,387	\$ -	\$ -	\$ 1,727	\$ 5,368	\$ -									
130	Distribution			123205	OWN-Admin & Gen	Full-Time Regular	80.6%	100.0%	\$ 85,075	\$ 2,857	\$ 4,466	\$ 6,893	\$ 10,653	\$ -									
131	Distribution			123205	OWN-Admin & Gen	Full-Time Regular	99.7%	100.0%	\$ 39,068	\$ 927	\$ -	\$ 3,156	\$ 6,371	\$ -									
132	Distribution			123205	OWN-Admin & Gen	Full-Time Regular	99.7%	100.0%	\$ 39,952	\$ 948	\$ -	\$ 3,224	\$ 16,382	\$ -									
133	Distribution			123206	OWN-Field Services	Full-Time Regular	99.0%	100.0%	\$ 49,194	\$ -	\$ 2,257	\$ 3,930	\$ 6,502	\$ -									
134	Distribution			123206	OWN-Field Services	Full-Time Regular	99.0%	100.0%	\$ 49,194	\$ -	\$ 2,257	\$ 3,930	\$ 16,292	\$ -									
135	Distribution			123206	OWN-Field Services	Full-Time Regular	99.0%	100.0%	\$ 51,796	\$ -	\$ -	\$ 4,129	\$ 16,306	\$ -									
136	Distribution			123206	OWN-Field Services	Full-Time Regular	99.0%	100.0%	\$ 53,181	\$ 1,162	\$ -	\$ 4,235	\$ 12,880	\$ -									
137	Production			123301	OWNWW-Production	Full-Time Regular	20.9%	100.0%	\$ 10,844	\$ -	\$ -	\$ 865	\$ 3,442	\$ -									
138	Production			120252	LEX-Pool III WTP	Full-Time Regular	100.0%	100.0%	\$ 34,112	\$ 996	\$ 1,732	\$ 2,778	\$ 7,383	\$ -									
<b>Sum</b>															<b>\$ 6,880,213</b>	<b>\$ 137,675</b>	<b>\$ 170,708</b>	<b>\$ 547,067</b>	<b>\$ 1,418,443</b>	<b>\$ 349,221</b>			

Kentucky American Water  
 Union F3200, National Conference of Firemen and Oilers  
 Hourly Wages from Base Period Through Forecast Period  
 Per Negotiated Union Contract

W/P - 3-1  
 Exhibits\Expense\[Labor and Labor Related.xlsx]KY Un Wage

Union #	Union Name	Job Code Description	Effective Dates (Year Month Day)		
			2011 11 1	2012 11 1	2013 11 1
F3200	Nat Conf F/O, Lex.Outsid	Backhoe Operator	\$24.170	\$24.770	\$25.390
		CREW LEADER	\$23.070	\$23.650	\$24.240
		Field Services Representative	\$24.170	\$24.770	\$25.390
		JR BACKHOE/CREW LEADER	\$23.620	\$24.210	\$24.820
		Maintenance Technician I	\$24.570	\$25.180	\$25.810
		Maintenance Technician II	\$24.570	\$25.180	\$25.810
		Meter Reader	\$21.880	\$22.430	\$22.990
		Meter Reader (11/01/88)	\$24.170	\$24.770	\$25.390
		Meter Reader (11/2/88-11/1/98)	\$23.070	\$23.650	\$24.240
		Meter Technician	\$24.570	\$25.180	\$25.810
		Treatment Plant Op	\$24.570	\$25.180	\$25.810
		Treatment Plant Op-2nd Shift	\$25.330	\$25.960	\$26.610
		Treatment Plant Op-3rd Shift	\$25.670	\$26.310	\$26.970
		Treatment Plant Opr Utility	\$23.070	\$23.650	\$24.240
		Treatment Plant Op-Swing Shift	\$25.440	\$26.080	\$26.730
		Treatment Plant OpUtil-2ndShift	\$23.840	\$24.440	\$25.050
		Treatment Plant OpUtil-3rdShift	\$24.190	\$24.790	\$25.410
		Treatment Plant OpUtil-SwgShift	\$23.760	\$24.350	\$24.960
		TREATMENT PLT OPER RELIEF	\$23.390	\$23.970	\$24.570
		TREATMENT PLT OPR FIXED RELIEF	\$24.140	\$24.740	\$25.360
		Utility	\$21.880	\$22.430	\$22.990



**Kentucky American  
Average Overtime Multiplier**

W/P - 3-1  
Exhibits\Expense\[Labor and Labor Related.xlsx]KY OT Mult

Pay Multiplier	Year		OT Dollars Paid	Base Dollars	Average Multiplier: (Total OT \$ Paid / Total Base \$)
	2010	2011			
1		\$41.94	\$463.48	\$41.94	1.57
1.25		\$0.00	\$43.26	\$0.00	
1.5	\$751,556.59	\$620,889.56	\$294,711.71	\$413,926.37	1.57
2	\$121,881.34	\$134,906.33	\$57,894.12	\$67,453.17	
2.5	\$5,079.86	\$6,151.34	\$3,101.97	\$2,460.54	
<b>Grand Total</b>	<b>\$878,517.79</b>	<b>\$761,989.17</b>	<b>\$356,214.54</b>	<b>\$483,882.01</b>	<b>1.57</b>
<b>Average Multiplier:</b>					<b>1.57</b>
<b>(Total OT \$ Paid / Total Base \$)</b>					<b>(Total OT \$ Paid / Total Base \$)</b>
<b>Three Year Average</b>					<b>1.57</b>

Kentucky American  
2010-2011 Two Year Total Shift Premiums

Exhibits\Expense\[Labor and Labor Related.xlsx]KY Shift  
W/P - 3-1

		Two-Year Total Shift Premium Codes, Descriptions, Rates, and Hours																
		2		3		F		R		U								
Key	Home BU	Job Code	Description	Pay Multiplier	No Shift		Second Shift		Third Shift		Fixed		Rotating		Sum of Two Yr. Cost	Average Per Position Type	Number of Positions	Average Per Position
					\$ 0.30	\$ 0.40	\$ 0.50	\$ 0.60	\$ 0.12	\$ 0.28	\$ 0.28	\$ 0.22						
:	120201	Maintenance	Technician II	1.5		193.5	256.5	1.0							\$ 243.75	\$ 121.88	4	\$ 30.47
:	120201	Treatment Plant	Op	1		40.0									\$ 12.00	\$ 42.38	3	\$ 14.13
:	120201	Treatment Plant	Op-2nd Shift	1.5		83.0	49.0								\$ 66.75			
:	120201	Treatment Plant	Op-2nd Shift	2		10.0									\$ 6.00			
:	120201	Treatment Plant	Op-2nd Shift	1		10,992.0	82.5								\$ 3,297.60	\$ 2,065.16	3	\$ 688.39
:	120201	Treatment Plant	Op-2nd Shift	1.5		1,006.5									\$ 502.43			
:	120201	Treatment Plant	Op-2nd Shift	2		550.5									\$ 330.30			
:	120201	Treatment Plant	Op-3rd Shift	1			7,892.0								\$ 3,156.80	\$ 2,213.50	2	\$ 1,106.75
:	120201	Treatment Plant	Op-3rd Shift	1.5			1,107.0								\$ 664.20			
:	120201	Treatment Plant	Op-3rd Shift	2		4.0	754.5								\$ 606.00			
:	120201	Treatment Plant	Opr Utility	1.5		23.0	6.0								\$ 13.95	\$ 6.98	1	\$ 6.98
:	120201	Treatment Plant	Opr Utility	2			0.0								\$ -			
:	120201	Treatment Plant	Op-Swing Shift	1							8,103.5				\$ 2,268.98	\$ 1,477.48	2	\$ 738.74
:	120201	Treatment Plant	Op-Swing Shift	1.5							936.5		1.0		\$ 393.66			
:	120201	Treatment Plant	Op-Swing Shift	2							522.0				\$ 292.32			
:	120201	Treatment Plant	OpUtil-2ndShift	1		3,259.0	40.0								\$ 993.70	\$ 646.29	1	\$ 646.29
:	120201	Treatment Plant	OpUtil-2ndShift	1.5		241.5	13.5								\$ 116.78			
:	120201	Treatment Plant	OpUtil-2ndShift	2		204.5									\$ 122.70			
:	120201	Treatment Plant	OpUtil-2ndShift	1.5									132.0		\$ 43.56			
:	120201	Treatment Plant	OpUtil-2ndShift	2									36.0		\$ 15.84			
:	120201	TREATMENT PLT	OPER RELIEF	1		177.0	48.0								\$ 72.30	\$ 42.58	1	\$ 42.58
:	120201	TREATMENT PLT	OPER RELIEF	1.5		1.0	2.0								\$ 1.65			
:	120201	TREATMENT PLT	OPER RELIEF	2		8.0	8.0								\$ 11.20			
:	120201	TREATMENT PLT	OPER FIXED RELIE	1		8.0					3,359.5				\$ 405.54	\$ 224.54	1	\$ 224.54
:	120201	TREATMENT PLT	OPER FIXED RELIE	1.5							100.5				\$ 18.09			
:	120201	TREATMENT PLT	OPER FIXED RELIE	2							106.0				\$ 25.44			
:	120206	Field Services	Representative	1	24.0	4.0	844.5								\$ 598.60	\$ 336.88	12	\$ 28.07
:	120206	Field Services	Representative	1.5		13.0	71.5								\$ 48.75			
:	120206	Field Services	Representative	2		44.0									\$ 26.40			
:	120206	Meter Reader	(11/01/88)	1		36.0	41.0								\$ 27.20	\$ 15.21	1	\$ 15.21
:	120206	Meter Reader	(11/01/88)	1.5		0.5									\$ 0.23			
:	120206	Meter Reader	(11/01/88)	2		5.0									\$ 3.00			
															Sum		\$ 7,192.85	





Kentucky American  
 2010-2011 Payroll Labor Charges by District, to Establish "Water %"  
 Exhibits\Expense\[Labor and Labor Related.xlsx]Ky Sewer

Exhibits\Expense\[Labor and Labor Related.xlsx]Ky Sewer  
 W/P - 3-1

Sum of Dollars

Home BU	Job Code Descrip	Year	1201	1202	1230	1231	1232	Sewer Districts		1291	Grand Total	Water %	Sewer %
								1233	1250				
	Supvr Opns I Total		0.00%	25.64%	0.00%	0.00%	60.37%	13.99%	0.00%	0.00%	100.00%	86.01%	13.99%
123206	Operations Generalist II (N)	10	0.00%	0.69%	0.00%	0.00%	98.29%	1.02%	0.00%	0.00%	100.00%	98.98%	1.02%
		11	0.00%	0.00%	0.00%	0.00%	98.95%	1.05%	0.00%	0.00%	100.00%	98.95%	1.05%
	Operations Generalist II (N) Total		0.00%	0.36%	0.00%	0.00%	98.61%	1.03%	0.00%	0.00%	100.00%	98.97%	1.03%
	Operations Generalist III (N)	10	0.00%	0.96%	0.00%	0.00%	56.51%	42.53%	0.00%	0.00%	100.00%	57.47%	42.53%
		11	0.00%	0.00%	0.00%	0.00%	73.24%	26.76%	0.00%	0.00%	100.00%	73.24%	26.76%
	Operations Generalist III (N) Total		0.00%	0.56%	0.00%	0.00%	63.47%	35.97%	0.00%	0.00%	100.00%	64.03%	35.97%
123301	Operations Generalist III (N)	10	0.00%	0.68%	0.00%	0.00%	13.33%	85.99%	0.00%	0.00%	100.00%	14.01%	85.99%
	Operations Generalist III (N) Total		0.00%	0.68%	0.00%	0.00%	13.33%	85.99%	0.00%	0.00%	100.00%	14.01%	85.99%
	Production Technician	10	0.00%	0.00%	0.00%	0.00%	15.49%	84.51%	0.00%	0.00%	100.00%	15.49%	84.51%
		11	0.00%	0.00%	0.00%	0.00%	22.64%	77.36%	0.00%	0.00%	100.00%	22.64%	77.36%
	Production Technician Total		0.00%	0.00%	0.00%	0.00%	20.88%	79.12%	0.00%	0.00%	100.00%	20.88%	79.12%
Grand Total			10.01%	81.25%	0.07%	0.00%	7.60%	0.92%	0.04%	0.10%	100.00%	99.04%	0.96%

**Kentucky American**  
**2010-2011 Payroll Labor Charges by District, to Establish "Water %"**  
 Exhibits\Expense\[Labor and Labor Related.xlsx]Ky Sewer

Exhibits\Expense\[Labor and Labor Related.xlsx]Ky Sewer  
 W/P - 3-1

Sum of Dollars

Home BU	Job Code Descrip	Year	Sewer Districts										Water %	Sewer %
			1201	1202	1230	1231	1232	1233	1250	1291	Grand Total			
	JR BACKHOE/CREW LEADER Total		0.35%	99.58%	0.00%	0.07%	0.00%	0.00%	0.00%	0.00%	0.00%	100.00%	100.00%	0.00%
	Meter Reader	10	0.00%	100.00%	0.00%	0.00%	0.00%	0.00%	0.00%	0.00%	0.00%	100.00%	100.00%	0.00%
		11	0.00%	100.00%	0.00%	0.00%	0.00%	0.00%	0.00%	0.00%	0.00%	100.00%	100.00%	0.00%
	Meter Reader Total		0.00%	100.00%	0.00%	0.00%	0.00%	0.00%	0.00%	0.00%	0.00%	100.00%	100.00%	0.00%
	Meter Reader (11/01/88)	10	0.00%	100.00%	0.00%	0.00%	0.00%	0.00%	0.00%	0.00%	0.00%	100.00%	100.00%	0.00%
		11	0.00%	100.00%	0.00%	0.00%	0.00%	0.00%	0.00%	0.00%	0.00%	100.00%	100.00%	0.00%
	Meter Reader (11/01/88) Total		0.00%	100.00%	0.00%	0.00%	0.00%	0.00%	0.00%	0.00%	0.00%	100.00%	100.00%	0.00%
	Meter Reader (11/2/88-11/1/98)	10	0.00%	100.00%	0.00%	0.00%	0.00%	0.00%	0.00%	0.00%	0.00%	100.00%	100.00%	0.00%
		11	0.00%	100.00%	0.00%	0.00%	0.00%	0.00%	0.00%	0.00%	0.00%	100.00%	100.00%	0.00%
	Meter Reader (11/2/88-11/1/98) Total		0.00%	100.00%	0.00%	0.00%	0.00%	0.00%	0.00%	0.00%	0.00%	100.00%	100.00%	0.00%
	Meter Technician	10	0.00%	100.00%	0.00%	0.00%	0.00%	0.00%	0.00%	0.00%	0.00%	100.00%	100.00%	0.00%
		11	0.00%	100.00%	0.00%	0.00%	0.00%	0.00%	0.00%	0.00%	0.00%	100.00%	100.00%	0.00%
	Meter Technician Total		0.00%	100.00%	0.00%	0.00%	0.00%	0.00%	0.00%	0.00%	0.00%	100.00%	100.00%	0.00%
	Mgr Field Operations	10	0.00%	100.00%	0.00%	0.00%	0.00%	0.00%	0.00%	0.00%	0.00%	100.00%	100.00%	0.00%
		11	0.00%	100.00%	0.00%	0.00%	0.00%	0.00%	0.00%	0.00%	0.00%	100.00%	100.00%	0.00%
	Mgr Field Operations Total		0.00%	100.00%	0.00%	0.00%	0.00%	0.00%	0.00%	0.00%	0.00%	100.00%	100.00%	0.00%
	Specialist Operations (N)	10	0.00%	99.85%	0.00%	0.00%	0.09%	0.00%	0.00%	0.05%	100.00%	100.00%	0.00%	
		11	0.00%	100.00%	0.00%	0.00%	0.00%	0.00%	0.00%	0.00%	100.00%	100.00%	0.00%	
	Specialist Operations (N) Total		0.00%	99.92%	0.00%	0.00%	0.05%	0.00%	0.00%	0.03%	100.00%	100.00%	0.00%	
	Supvr Field Operations	10	0.15%	99.85%	0.00%	0.00%	0.00%	0.00%	0.00%	0.00%	100.00%	100.00%	0.00%	
		11	0.16%	99.84%	0.00%	0.00%	0.00%	0.00%	0.00%	0.00%	100.00%	100.00%	0.00%	
	Supvr Field Operations Total		0.16%	99.84%	0.00%	0.00%	0.00%	0.00%	0.00%	0.00%	100.00%	100.00%	0.00%	
	Utility	10	0.19%	99.71%	0.00%	0.03%	0.00%	0.00%	0.00%	0.08%	100.00%	100.00%	0.00%	
		11	0.07%	99.91%	0.00%	0.00%	0.00%	0.00%	0.00%	0.01%	100.00%	100.00%	0.00%	
	Utility Total		0.13%	99.81%	0.00%	0.01%	0.00%	0.00%	0.00%	0.04%	100.00%	100.00%	0.00%	
120217	Dir Wtr Qlty & Envrn Cmpl (Lg)	10	0.00%	100.00%	0.00%	0.00%	0.00%	0.00%	0.00%	0.00%	100.00%	100.00%	0.00%	
		11	0.00%	100.00%	0.00%	0.00%	0.00%	0.00%	0.00%	0.00%	100.00%	100.00%	0.00%	
	Dir Wtr Qlty & Envrn Cmpl (Lg) Total		0.00%	100.00%	0.00%	0.00%	0.00%	0.00%	0.00%	0.00%	100.00%	100.00%	0.00%	
	Spec Wtr Qlty & Env Compl I(N)	11	0.00%	94.28%	3.08%	0.00%	0.00%	0.10%	0.30%	2.25%	100.00%	99.60%	0.40%	
	Spec Wtr Qlty & Env Compl I(N) Total		0.00%	94.28%	3.08%	0.00%	0.00%	0.10%	0.30%	2.25%	100.00%	99.60%	0.40%	
	Spec Wtr Qlty & Env Compl II	11	0.00%	95.28%	3.98%	0.00%	0.00%	0.04%	0.02%	0.69%	100.00%	99.94%	0.06%	
	Spec Wtr Qlty & Env Compl II Total		0.00%	95.28%	3.98%	0.00%	0.00%	0.04%	0.02%	0.69%	100.00%	99.94%	0.06%	
	Specialist Water Quality	10	0.10%	93.28%	2.44%	0.00%	0.00%	0.40%	1.02%	2.76%	100.00%	98.58%	1.42%	
		11	0.00%	93.23%	2.84%	0.00%	0.00%	1.13%	0.34%	2.47%	100.00%	98.53%	1.47%	
	Specialist Water Quality Total		0.08%	93.27%	2.52%	0.00%	0.00%	0.56%	0.87%	2.70%	100.00%	98.57%	1.43%	
	Sr Spec Cross Connect (N)	10	0.00%	100.00%	0.00%	0.00%	0.00%	0.00%	0.00%	0.00%	100.00%	100.00%	0.00%	
		11	0.00%	100.00%	0.00%	0.00%	0.00%	0.00%	0.00%	0.00%	100.00%	100.00%	0.00%	
	Sr Spec Cross Connect (N) Total		0.00%	100.00%	0.00%	0.00%	0.00%	0.00%	0.00%	0.00%	100.00%	100.00%	0.00%	
	Supvr Wtr Qlty & Envrn Cmpl	10	0.00%	89.37%	4.45%	0.00%	0.00%	1.51%	1.15%	3.51%	100.00%	97.33%	2.67%	
		11	0.00%	93.94%	2.98%	0.00%	0.00%	1.11%	0.84%	1.13%	100.00%	98.05%	1.95%	
	Supvr Wtr Qlty & Envrn Cmpl Total		0.00%	91.68%	3.71%	0.00%	0.00%	1.31%	1.00%	2.31%	100.00%	97.70%	2.30%	
120252	Chief Operator (N)	10	0.00%	65.17%	0.00%	0.00%	34.83%	0.00%	0.00%	0.00%	100.00%	100.00%	0.00%	
		11	0.00%	97.95%	0.00%	0.00%	2.05%	0.00%	0.00%	0.00%	100.00%	100.00%	0.00%	
	Chief Operator (N) Total		0.00%	80.29%	0.00%	0.00%	19.71%	0.00%	0.00%	0.00%	100.00%	100.00%	0.00%	
	Production Technician	10	0.00%	21.87%	0.00%	0.00%	78.13%	0.00%	0.00%	0.00%	100.00%	100.00%	0.00%	
	Production Technician Total		0.00%	21.87%	0.00%	0.00%	78.13%	0.00%	0.00%	0.00%	100.00%	100.00%	0.00%	
	Specialist Maint Service (N)	11	0.00%	92.19%	0.00%	0.00%	6.62%	1.19%	0.00%	0.00%	100.00%	98.81%	1.19%	
	Specialist Maint Service (N) Total		0.00%	92.19%	0.00%	0.00%	6.62%	1.19%	0.00%	0.00%	100.00%	98.81%	1.19%	
	Supt Opns II	11	0.00%	57.73%	0.00%	0.00%	31.14%	11.14%	0.00%	0.00%	100.00%	88.86%	11.14%	
	Supt Opns II Total		0.00%	57.73%	0.00%	0.00%	31.14%	11.14%	0.00%	0.00%	100.00%	88.86%	11.14%	
	Supvr Production	10	0.00%	100.00%	0.00%	0.00%	0.00%	0.00%	0.00%	0.00%	100.00%	100.00%	0.00%	
		11	0.00%	98.55%	0.00%	0.00%	1.45%	0.00%	0.00%	0.00%	100.00%	100.00%	0.00%	
	Supvr Production Total		0.00%	99.32%	0.00%	0.00%	0.68%	0.00%	0.00%	0.00%	100.00%	100.00%	0.00%	
	Technician Production (N)	10	0.00%	90.91%	0.00%	0.00%	9.09%	0.00%	0.00%	0.00%	100.00%	100.00%	0.00%	
		11	0.00%	98.07%	0.00%	0.00%	1.93%	0.00%	0.00%	0.00%	100.00%	100.00%	0.00%	
	Technician Production (N) Total		0.00%	95.62%	0.00%	0.00%	4.38%	0.00%	0.00%	0.00%	100.00%	100.00%	0.00%	
123201	Production Technician	10	0.00%	0.68%	0.00%	0.00%	99.32%	0.00%	0.00%	0.00%	100.00%	100.00%	0.00%	
	Production Technician Total		0.00%	0.68%	0.00%	0.00%	99.32%	0.00%	0.00%	0.00%	100.00%	100.00%	0.00%	
	Specialist Maint Service (N)	10	0.00%	12.32%	0.00%	0.00%	76.01%	11.66%	0.00%	0.00%	100.00%	88.34%	11.66%	
		11	0.00%	28.69%	0.00%	0.00%	61.13%	10.18%	0.00%	0.00%	100.00%	89.82%	10.18%	
	Specialist Maint Service (N) Total		0.00%	20.87%	0.00%	0.00%	68.24%	10.89%	0.00%	0.00%	100.00%	89.11%	10.89%	
	Technician Production (N)	10	0.00%	0.05%	0.00%	0.00%	99.95%	0.00%	0.00%	0.00%	100.00%	100.00%	0.00%	
		11	0.00%	1.21%	0.00%	0.00%	98.55%	0.25%	0.00%	0.00%	100.00%	99.75%	0.25%	
	Technician Production (N) Total		0.00%	0.77%	0.00%	0.00%	99.08%	0.15%	0.00%	0.00%	100.00%	99.85%	0.15%	
123205	Clerk Opns (N)	10	0.00%	11.85%	0.00%	0.00%	87.56%	0.59%	0.00%	0.00%	100.00%	99.41%	0.59%	
		11	0.00%	11.40%	0.00%	0.00%	88.60%	0.00%	0.00%	0.00%	100.00%	100.00%	0.00%	
	Clerk Opns (N) Total		0.00%	11.62%	0.00%	0.00%	88.10%	0.29%	0.00%	0.00%	100.00%	99.71%	0.29%	
	Specialist Service Delivery	10	0.00%	5.38%	0.00%	0.00%	89.33%	5.29%	0.00%	0.00%	100.00%	94.71%	5.29%	
		11	0.00%	4.44%	0.00%	0.00%	94.44%	1.11%	0.00%	0.00%	100.00%	98.89%	1.11%	
	Specialist Service Delivery Total		0.00%	5.14%	0.00%	0.00%	90.67%	4.19%	0.00%	0.00%	100.00%	95.81%	4.19%	
	Supt Opns II	11	0.00%	25.62%	0.00%	0.00%	55.00%	19.37%	0.00%	0.00%	100.00%	80.63%	19.37%	
	Supt Opns II Total		0.00%	25.62%	0.00%	0.00%	55.00%	19.37%	0.00%	0.00%	100.00%	80.63%	19.37%	
	Supvr Opns I	10	0.00%	17.21%	0.00%	0.00%	67.55%	15.24%	0.00%	0.00%	100.00%	84.76%	15.24%	
		11	0.00%	39.52%	0.00%	0.00%	48.55%	11.94%	0.00%	0.00%	100.00%	88.06%	11.94%	

W/P - 3-1  
 Exhibits\Expense\[Labor and Labor Related.xlsx]KY Sal Mstr

Kentucky American Water  
 2012 Salary Schedule

2012 Regulated Business Salary Structure Effective 03/19/2012					
Salary Level	AIP Target %*	Salary Level Minimum	Salary Level Midpoint	Salary Level Maximum	Salary Level Maximum
L05	20	\$112,251.00	\$156,392.00	\$200,532.00	\$200,532.00
L06	20	\$90,984.00	\$124,644.00	\$158,304.00	\$158,304.00
L07	15	\$74,358.00	\$101,031.00	\$127,704.00	\$127,704.00
L08	10	\$64,668.00	\$88,241.00	\$107,814.00	\$107,814.00
L09	10	\$55,080.00	\$72,701.00	\$90,321.00	\$90,321.00
L10	5	\$47,634.00	\$62,093.00	\$76,551.00	\$76,551.00
L11	5	\$41,667.00	\$53,856.00	\$66,045.00	\$66,045.00
L12	5	\$36,822.00	\$47,226.00	\$57,630.00	\$57,630.00
L13	0	\$33,493.00	\$40,972.00	\$48,450.00	\$48,450.00
L14	0	\$29,478.00	\$37,307.00	\$45,135.00	\$45,135.00
L15	0	\$26,724.00	\$33,584.00	\$40,443.00	\$40,443.00

Exhibits\Expense\[Labor and Labor Related.xlsx]KY AIP LTIP  
 W/P - 3-1

**Kentucky American Water  
 AIP & LTIP Targets by Pay Grade**

<b>AIP</b>	<b>Salary Ban AIP Rate</b>	<b>LTIP</b>	<b>Salary Bar DecYTD</b>
ML1	Missing	ML1	Missing
ML2	45%	ML2	Missing
ML3	Missing	ML3	Missing
ML4	30%	ML4	0.3
L05	20%	L05	0.1
L06	20%	L06	0
L07	15%	L07	0
L08	10%	L08	0
L09	10%	L09	0
L10	5%	L10	0
L11	5%	L11	0
L12	5%	L12	0
L13	Missing	L13	0
L14	Missing	L14	0
L15	Missing	L15	0
L16	Missing	L16	0
		E	0
		Temporary	0
		MGR	0
		NE	0
		SVP	0.3



Kentucky American Water Company

Active Employees at 09-28-2012

from SAP T-Code S\_AHR\_61016362 code layout RREMPDATAGC with additional fields from ZHTR\_ADHOC-QUERY 401KENROLL

Sorted by Water/Wastewater &amp; Employee Personnel Number

W/P - 3-1

Exhibits\Expense\Labor and Labor Related.xlsx\Ky Emp

Line #	Water/Wa stewater	Employ ment Status	Original Hire Date	AW Hire Date	PS group	Cost Center	Cost center text	Employee Group	Employee Subgroup	Personnel Subarea	Payroll Area	Total basic pay	Salary/Hourly Rate
1	Water	Active	11/16/1988	11/16/1988	ML4	120105	CORP-Admin & Gen	Regular	Salaried Exempt FT	Non-Union	Bi-weekly: Sun-Fri	\$6,701.92	\$174,249.92
2	Water	Active	9/23/1988	9/23/1988	FLSVREP	120206	CEN-Field Services	Regular	Hourly FT Union	SEIU_320 Outsld	Bi-weekly: Sun-Fri	\$24.17	\$24.17
3	Water	Active	8/31/1987	8/31/1987	L10	120114	CORP-Engineering	Regular	Hourly FT Non-Union	Non-Union	Bi-weekly: Sun-Fri	\$24.26	\$24.26
4	Water	Active	5/26/1992	5/26/1992	CREWLDR	120206	CEN-Field Services	Regular	Hourly FT Union	SEIU_320 Outsld	Bi-weekly: Sun-Fri	\$23.07	\$23.07
5	Water	Active	9/4/1974	9/4/1974	L10	120114	CORP-Engineering	Regular	Hourly FT Non-Union	Non-Union	Bi-weekly: Sun-Fri	\$32.40	\$32.40
6	Water	Active	3/17/1992	3/17/1992	FLSVREP	120206	CEN-Field Services	Regular	Hourly FT Union	SEIU_320 Outsld	Bi-weekly: Sun-Fri	\$24.17	\$24.17
7	Water	Active	7/31/1998	12/6/2004	L07	120121	CORP-Com Relations	Regular	Salaried Exempt FT	Non-Union	Bi-weekly: Sun-Fri	\$3,848.96	\$100,072.96
8	Water	Active	9/9/1991	9/9/1991	L11	120105	CORP-Admin & Gen	Regular	Hourly FT Non-Union	Non-Union	Bi-weekly: Sun-Fri	\$29.89	\$29.89
9	Water	Active	1/27/1992	1/27/1992	FLSVREP	120206	CEN-Field Services	Regular	Hourly FT Union	SEIU_320 Outsld	Bi-weekly: Sun-Fri	\$24.17	\$24.17
10	Water	Active	4/8/1996	4/8/1996	L10	120217	CEN-Water Quality	Regular	Salaried Exempt FT	Non-Union	Bi-weekly: Sun-Fri	\$2,423.20	\$63,003.20
11	Water	Active	6/16/1997	6/16/1997	FLSVREP	120206	CEN-Field Services	Regular	Hourly FT Union	SEIU_320 Outsld	Bi-weekly: Sun-Fri	\$24.17	\$24.17
12	Water	Active	11/18/1985	11/18/1985	TRPPOP	120201	CEN-Production	Regular	Hourly FT Union	SEIU_320 Outsld	Bi-weekly: Sun-Fri	\$24.57	\$24.57
13	Water	Active	3/1/1983	3/1/1983	FLSVREP	120206	CEN-Field Services	Regular	Hourly FT Union	SEIU_320 Outsld	Bi-weekly: Sun-Fri	\$24.17	\$24.17
14	Water	Active	2/24/1992	2/24/1992	MNTTECH2	120201	CEN-Production	Regular	Hourly FT Union	SEIU_320 Outsld	Bi-weekly: Sun-Fri	\$24.57	\$24.57
15	Water	Active	10/17/1983	10/17/1983	FLSVREP	120206	CEN-Field Services	Regular	Hourly FT Union	SEIU_320 Outsld	Bi-weekly: Sun-Fri	\$24.17	\$24.17
16	Water	Active	9/10/1984	9/10/1984	FLSVREP	120206	CEN-Field Services	Regular	Hourly FT Union	SEIU_320 Outsld	Bi-weekly: Sun-Fri	\$24.17	\$24.17
17	Water	Active	4/26/1982	4/26/1982	TRPPOP	120201	CEN-Production	Regular	Hourly FT Union	SEIU_320 Outsld	Bi-weekly: Sun-Fri	\$25.33	\$25.33
18	Water	Active	10/1/1992	10/1/1992	TRPPOP	120201	CEN-Production	Regular	Hourly FT Union	SEIU_320 Outsld	Bi-weekly: Sun-Fri	\$25.33	\$25.33
19	Water	Active	5/18/1976	5/18/1976	L10	120217	CEN-Water Quality	Regular	Hourly FT Non-Union	Non-Union	Bi-weekly: Sun-Fri	\$26.91	\$26.91
20	Water	Active	7/13/1987	7/13/1987	L10	120114	CORP-Engineering	Regular	Hourly FT Non-Union	Non-Union	Bi-weekly: Sun-Fri	\$27.45	\$27.45
21	Water	Active	11/11/1996	11/11/1996	TRPPOP	120201	CEN-Production	Regular	Hourly FT Union	SEIU_320 Outsld	Bi-weekly: Sun-Fri	\$25.33	\$25.33
22	Water	Active	11/14/1983	11/14/1983	FLSVREP	120206	CEN-Field Services	Regular	Hourly FT Union	SEIU_320 Outsld	Bi-weekly: Sun-Fri	\$24.17	\$24.17
23	Water	Active	9/30/1988	9/30/1988	L12	120201	CEN-Production	Regular	Hourly FT Non-Union	Non-Union	Bi-weekly: Sun-Fri	\$22.18	\$22.18
24	Water	Active	1/15/1979	1/15/1979	L09	120206	CEN-Field Services	Regular	Salaried Exempt FT	Non-Union	Bi-weekly: Sun-Fri	\$3,188.80	\$82,908.80
25	Water	Active	6/4/1984	6/4/1984	FLSVREP	120206	CEN-Field Services	Regular	Hourly FT Union	SEIU_320 Outsld	Bi-weekly: Sun-Fri	\$24.17	\$24.17
26	Water	Active	12/16/1996	12/16/1996	L10	120206	CEN-Field Services	Regular	Hourly FT Non-Union	Non-Union	Bi-weekly: Sun-Fri	\$26.57	\$26.57
27	Water	Active	1/2/1975	1/2/1975	FLSVREP	120206	CEN-Field Services	Regular	Hourly FT Union	SEIU_320 Outsld	Bi-weekly: Sun-Fri	\$24.17	\$24.17
28	Water	Active	2/12/1997	2/12/1997	L10	120119	CORP-Risk Mgmt	Regular	Hourly FT Non-Union	Non-Union	Bi-weekly: Sun-Fri	\$27.18	\$27.18
29	Water	Active	11/22/1993	11/22/1993	L09	120206	CEN-Field Services	Regular	Salaried Exempt FT	Non-Union	Bi-weekly: Sun-Fri	\$2,936.80	\$76,356.80
30	Water	Active	6/1/1998	6/1/1998	L09	120206	CEN-Field Services	Regular	Salaried Exempt FT	Non-Union	Bi-weekly: Sun-Fri	\$2,645.60	\$68,785.60
31	Water	Active	8/12/1991	8/12/1991	MNTTECH2	120201	CEN-Production	Regular	Hourly FT Union	SEIU_320 Outsld	Bi-weekly: Sun-Fri	\$24.57	\$24.57
32	Water	Active	11/21/1977	11/21/1977	MTR RDR	120206	CEN-Field Services	Regular	Hourly FT Union	SEIU_320 Outsld	Bi-weekly: Sun-Fri	\$24.17	\$24.17
33	Water	Active	3/24/1997	3/24/1997	TRPPOP	120201	CEN-Production	Regular	Hourly FT Union	SEIU_320 Outsld	Bi-weekly: Sun-Fri	\$23.07	\$23.07
34	Water	Active	3/10/1997	3/10/1997	L13	120206	CEN-Field Services	Regular	Hourly FT Non-Union	Non-Union	Bi-weekly: Sun-Fri	\$20.01	\$20.01
35	Water	Active	12/11/1989	12/11/1989	L11	120201	CEN-Production	Regular	Hourly FT Non-Union	Non-Union	Bi-weekly: Sun-Fri	\$24.72	\$24.72
36	Water	Active	5/31/1979	5/31/1979	L10	120206	CEN-Field Services	Regular	Hourly FT Non-Union	Non-Union	Bi-weekly: Sun-Fri	\$27.27	\$27.27
37	Water	Active	2/11/1997	2/11/1997	MTR RDR	120206	CEN-Field Services	Regular	Hourly FT Union	SEIU_320 Outsld	Bi-weekly: Sun-Fri	\$23.07	\$23.07
38	Water	Active	5/22/1985	5/22/1985	L09	120206	CEN-Field Services	Regular	Salaried Exempt FT	Non-Union	Bi-weekly: Sun-Fri	\$3,316.64	\$86,232.64
39	Water	Active	5/4/1987	5/4/1987	L09	120201	CEN-Production	Regular	Salaried Exempt FT	Non-Union	Bi-weekly: Sun-Fri	\$2,899.20	\$75,379.20
40	Water	Active	5/28/1985	5/28/1985	FLSVREP	120206	CEN-Field Services	Regular	Hourly FT Union	SEIU_320 Outsld	Bi-weekly: Sun-Fri	\$24.17	\$24.17
41	Water	Active	10/30/1989	9/19/1989	L12	123006	NOR-Field Services	Regular	Hourly FT Non-Union	Non-Union	Bi-weekly: Sun-Fri	\$21.62	\$21.62
42	Water	Active	5/7/1973	5/7/1973	MTR TECH	120206	CEN-Field Services	Regular	Hourly FT Union	SEIU_320 Outsld	Bi-weekly: Sun-Fri	\$24.57	\$24.57
43	Water	Active	3/8/1982	3/8/1982	L09	120206	CEN-Field Services	Regular	Salaried Exempt FT	Non-Union	Bi-weekly: Sun-Fri	\$2,468.56	\$64,182.56
44	Water	Active	6/14/1996	6/14/1996	FLSVREP	120206	CEN-Field Services	Regular	Hourly FT Union	SEIU_320 Outsld	Bi-weekly: Sun-Fri	\$24.17	\$24.17
45	Water	Active	11/18/1996	5/5/2008	L10	120201	CEN-Production	Regular	Hourly FT Non-Union	Non-Union	Bi-weekly: Sun-Fri	\$26.98	\$26.98
46	Water	Active	8/16/1999	8/16/1999	TRPPOP	120201	CEN-Production	Regular	Hourly FT Union	SEIU_320 Outsld	Bi-weekly: Sun-Fri	\$23.76	\$23.76
47	Water	Active	11/1/1999	11/1/1999	MTR RDR	120206	CEN-Field Services	Regular	Hourly FT Union	SEIU_320 Outsld	Bi-weekly: Sun-Fri	\$21.88	\$21.88
48	Water	Active	11/8/1999	11/8/1999	L08	120217	CEN-Water Quality	Regular	Salaried Exempt FT	Non-Union	Bi-weekly: Sun-Fri	\$3,076.96	\$80,000.96
49	Water	Active	1/10/2000	1/10/2000	L11	120114	CORP-Engineering	Regular	Hourly FT Non-Union	Non-Union	Bi-weekly: Sun-Fri	\$24.18	\$24.18
50	Water	Active	2/25/2000	2/25/2000	MTR RDR	120206	CEN-Field Services	Regular	Hourly FT Union	SEIU_320 Outsld	Bi-weekly: Sun-Fri	\$21.88	\$21.88
51	Water	Active	3/1/2000	3/1/2000	TRPPOP	120201	CEN-Production	Regular	Hourly FT Union	SEIU_320 Outsld	Bi-weekly: Sun-Fri	\$24.57	\$24.57
52	Water	Active	11/28/2000	11/28/2000	MTR RDR	120206	CEN-Field Services	Regular	Hourly FT Union	SEIU_320 Outsld	Bi-weekly: Sun-Fri	\$21.88	\$21.88
53	Water	Active	11/30/2000	11/30/2000	TRPPOP	120201	CEN-Production	Regular	Hourly FT Union	SEIU_320 Outsld	Bi-weekly: Sun-Fri	\$25.44	\$25.44
54	Water	Active	11/29/2000	11/29/2000	JRBH CLD	120206	CEN-Field Services	Regular	Hourly FT Union	SEIU_320 Outsld	Bi-weekly: Sun-Fri	\$23.62	\$23.62
55	Water	Active	11/25/1996	8/1/2001	L13	123005	NOR-Admin & Gen	Regular	Hourly FT Non-Union	Non-Union	Bi-weekly: Sun-Fri	\$17.50	\$17.50
56	Water	Active	8/24/1998	8/1/2001	L12	123006	NOR-Field Services	Regular	Hourly FT Non-Union	Non-Union	Bi-weekly: Sun-Fri	\$21.06	\$21.06
57	Water	Active	2/10/2003	2/10/2003	CREWLDR	120206	CEN-Field Services	Regular	Hourly FT Union	SEIU_320 Outsld	Bi-weekly: Sun-Fri	\$23.07	\$23.07
58	Water	Active	6/2/2003	6/2/2003	L05	120105	CORP-Admin & Gen	Regular	Salaried Exempt FT	Non-Union	Bi-weekly: Sun-Fri	\$5,849.68	\$152,091.68
59	Water	Active	7/19/2004	7/19/2004	CREWLDR	120206	CEN-Field Services	Regular	Hourly FT Union	SEIU_320 Outsld	Bi-weekly: Sun-Fri	\$23.07	\$23.07
60	Water	Active	10/4/2004	10/4/2004	L11	120114	CORP-Engineering	Regular	Hourly FT Non-Union	Non-Union	Bi-weekly: Sun-Fri	\$21.53	\$21.53
61	Water	Active	11/1/2004	11/1/2004	MTR RDR	120206	CEN-Field Services	Regular	Hourly FT Union	SEIU_320 Outsld	Bi-weekly: Sun-Fri	\$21.88	\$21.88
62	Water	Active	1/18/2005	1/18/2005	TRPPOP	120201	CEN-Production	Regular	Hourly FT Union	SEIU_320 Outsld	Bi-weekly: Sun-Fri	\$24.57	\$24.57
63	Water	Active	2/14/2005	2/14/2005	MTR RDR	120206	CEN-Field Services	Regular	Hourly FT Union	SEIU_320 Outsld	Bi-weekly: Sun-Fri	\$21.88	\$21.88
64	Water	Active	3/14/2005	3/14/2005	CREWLDR	120206	CEN-Field Services	Regular	Hourly FT Union	SEIU_320 Outsld	Bi-weekly: Sun-Fri	\$23.07	\$23.07
65	Water	Active	5/2/2005	5/2/2005	L09	120201	CEN-Production	Regular	Hourly FT Non-Union	Non-Union	Bi-weekly: Sun-Fri	\$31.25	\$31.25
66	Water	Active	6/26/1980	9/15/2005	L11	120201	CEN-Production	Regular	Hourly FT Non-Union	Non-Union	Bi-weekly: Sun-Fri	\$23.07	\$23.07
67	Water	Active	5/9/1975	9/15/2005	L13	123001	NOR-Production	Regular	Hourly FT Non-Union	Non-Union	Bi-weekly: Sun-Fri	\$21.43	\$21.43
68	Water	Active	4/1/1999	9/15/2005	L11	123005	NOR-Admin & Gen	Regular	Hourly FT Non-Union	Non-Union	Bi-weekly: Sun-Fri	\$17.11	\$17.11
69	Water	Active	4/18/1979	9/15/2005	L11	123001	NOR-Production	Regular	Hourly FT Non-Union	Non-Union	Bi-weekly: Sun-Fri	\$21.63	\$21.63
70	Water	Active	1/16/2006	1/16/2006	MTR RDR	120206	CEN-Field Services	Regular	Hourly FT Union	SEIU_320 Outsld	Bi-weekly: Sun-Fri	\$21.88	\$21.88
71	Water	Active	3/8/2006	3/8/2006	CREWLDR	120206	CEN-Field Services	Regular	Hourly FT Union	SEIU_320 Outsld	Bi-weekly: Sun-Fri	\$23.07	\$23.07
72	Water	Active	3/27/2006	3/27/2006	CREWLDR	120206	CEN-Field Services	Regular	Hourly FT Union	SEIU_320 Outsld	Bi-weekly: Sun-Fri	\$23.07	\$23.07
73	Water	Active	3/28/2006	3/28/2006	JRBH CLD	120206	CEN-Field Services	Regular	Hourly FT Union	SEIU_320 Outsld	Bi-weekly: Sun-Fri	\$23.62	\$23.62
74	Water	Active	4/10/2006	4/10/2006	CREWLDR	120206	CEN-Field Services	Regular	Hourly FT Union	SEIU_320 Outsld	Bi-weekly: Sun-Fri	\$23.07	\$23.07
75	Water	Active	4/24/2006	4/24/2006	L07	123005	NOR-Admin & Gen	Regular	Salaried Exempt FT	Non-Union	Bi-weekly: Sun-Fri	\$3,384.62	\$88,000.12
76	Water	Active	6/26/2006	6/26/2006	L07	120114	CORP-Engineering	Regular	Salaried Exempt FT	Non-Union	Bi-weekly: Sun-Fri	\$3,208.88	\$83,430.88
77	Water	Active	9/25/2006	9/25/2006	L09	120119	CORP-Risk Mgmt	Regular	Salaried Exempt FT	Non-Union	Bi-weekly: Sun-Fri	\$2,713.68	\$70,555.68
78	Water	Active	10/2/2006	10/2/2006	TRPPOP	120201	CEN-Production	Regular	Hourly FT Union	SEIU_320 Outsld	Bi-weekly: Sun-Fri	\$24.14	\$24.14
79	Water	Active	1/1/2007	1/1/2007	CREWLDR	120206	CEN-Field Services	Regular	Hourly FT Union	SEIU_320 Outsld	Bi-weekly: Sun-Fri	\$23.07	\$23.07
80	Water	Active	1/29/2007	1/29/2007	UTILITY	120206	CEN-Field Services	Regular	Hourly FT Union	SEIU_320 Outsld	Bi-weekly: Sun-Fri	\$21.88	\$21.88
81	Water	Active	1/30/2007	1/30/2007	MTR RDR	120206	CEN-Field Services	Regular	Hourly FT Union	SEIU_320 Outsld	Bi-weekly: Sun-Fri	\$21.88	\$21.88
82	Water	Active	1/26/2007	1/26/2007	L10	120114	CORP-Engineering	Regular	Hourly FT Non-Union	Non-Union	Bi-weekly: Sun-Fri	\$24.54	\$24.54
83	Water	Active	4/23/2007	4/23/2007	L13	120206	CEN-Field Services	Regular	Hourly FT Non-Union	Non-Union	Bi-weekly: Sun-Fri	\$19.66	\$19.66

Kentucky American Water Company

Active Employees at 09-28-2012

from SAP T-Code S\_AHR\_61016362 code layout RREMPDATAGC with additional fields from ZHTR\_ADHOC-QUERY 401KENROLL

Sorted by Water/Wastewater &amp; Employee Personnel Number

W/P - 3-1

Exhibits\Expense\Labor and Labor Related.xlsx\Ky Emp

Line #	Water/Wastewater	Employment Status	Original Hire Date	AW Hire Date	PS group	Cost Center	Cost center text	Employee Group	Employee Subgroup	Personnel Subarea	Payroll Area	Total basic pay	Salary/Hourly Rate
84	Water	Active	5/14/2007	5/14/2007	TRPLOP	120201	CEN-Production	Regular	Hourly FT Union	SEIU_320 Outsid	Bi-weekly: Sun-Fri	\$25.67	\$25.67
85	Water	Active	12/17/2007	12/17/2007	CREWLDR	120206	CEN-Field Services	Regular	Hourly FT Union	SEIU_320 Outsid	Bi-weekly: Sun-Fri	\$23.07	\$23.07
86	Water	Active	3/24/2008	3/24/2008	CREWLDR	120206	CEN-Field Services	Regular	Hourly FT Union	SEIU_320 Outsid	Bi-weekly: Sun-Fri	\$23.07	\$23.07
87	Water	Active	9/8/2008	9/8/2008	L13	120206	CEN-Field Services	Regular	Hourly FT Non-Union	Non-Union	Bi-weekly: Sun-Fri	\$21.39	\$21.39
88	Water	Active	10/22/2008	10/22/2008	CREWLDR	120206	CEN-Field Services	Regular	Hourly FT Union	SEIU_320 Outsid	Bi-weekly: Sun-Fri	\$23.07	\$23.07
89	Water	Active	10/20/2008	10/20/2008	UTILITY	120206	CEN-Field Services	Regular	Hourly FT Non-Union	SEIU_320 Outsid	Bi-weekly: Sun-Fri	\$21.88	\$21.88
90	Water	Active	11/10/2008	11/10/2008	L10	123001	NOR-Production	Regular	Hourly FT Non-Union	Non-Union	Bi-weekly: Sun-Fri	\$24.79	\$24.79
91	Water	Active	12/8/2008	12/8/2008	L09	120201	CEN-Production	Regular	Salaried Exempt FT	Non-Union	Bi-weekly: Sun-Fri	\$2,598.80	\$67,568.80
92	Water	Active	12/29/2008	12/29/2008	UTILITY	120206	CEN-Field Services	Regular	Hourly FT Union	SEIU_320 Outsid	Bi-weekly: Sun-Fri	\$21.88	\$21.88
93	Water	Active	6/15/2009	6/15/2009	L06	120206	CEN-Field Services	Regular	Salaried Exempt FT	Non-Union	Bi-weekly: Sun-Fri	\$4,612.00	\$119,912.00
94	Water	Active	6/29/2009	6/29/2009	L13	120206	CEN-Field Services	Regular	Hourly FT Non-Union	Non-Union	Bi-weekly: Sun-Fri	\$20.21	\$20.21
95	Water	Active	7/6/2009	7/6/2009	L13	120206	CEN-Field Services	Regular	Hourly FT Non-Union	Non-Union	Bi-weekly: Sun-Fri	\$18.41	\$18.41
96	Water	Active	7/16/2009	7/16/2009	L13	120206	CEN-Field Services	Regular	Hourly FT Non-Union	Non-Union	Bi-weekly: Sun-Fri	\$17.10	\$17.10
97	Water	Active	7/20/2009	7/20/2009	L13	120206	CEN-Field Services	Regular	Hourly FT Non-Union	Non-Union	Bi-weekly: Sun-Fri	\$17.10	\$17.10
98	Water	Active	11/2/2009	11/2/2009	L10	120121	CORP-Com Relations	Regular	Salaried Exempt FT	Non-Union	Bi-weekly: Sun-Fri	\$2,307.68	\$59,999.68
99	Water	Active	2/22/2010	2/22/2010	MNTTECH2	120201	CEN-Production	Regular	Hourly FT Union	SEIU_320 Outsid	Bi-weekly: Sun-Fri	\$24.57	\$24.57
100	Water	Active	3/8/2010	3/8/2010	TRPLOPRL	120201	CEN-Production	Regular	Hourly FT Union	SEIU_320 Outsid	Bi-weekly: Sun-Fri	\$23.39	\$23.39
101	Water	Active	3/22/2010	3/22/2010	L11	120201	CEN-Production	Regular	Hourly FT Non-Union	Non-Union	Bi-weekly: Sun-Fri	\$24.33	\$24.33
102	Water	Active	4/7/2010	4/7/2010	UTILITY	120206	CEN-Field Services	Regular	Hourly FT Union	SEIU_320 Outsid	Bi-weekly: Sun-Fri	\$21.88	\$21.88
103	Water	Active	5/25/2010	5/25/2010	L11	123001	NOR-Production	Regular	Hourly FT Non-Union	Non-Union	Bi-weekly: Sun-Fri	\$21.32	\$21.32
104	Water	Active	4/26/2010	4/26/2010	UTILITY	120206	CEN-Field Services	Regular	Hourly FT Union	SEIU_320 Outsid	Bi-weekly: Sun-Fri	\$21.88	\$21.88
105	Water	Active	4/26/2010	4/26/2010	L13	120206	CEN-Field Services	Regular	Hourly FT Non-Union	Non-Union	Bi-weekly: Sun-Fri	\$17.06	\$17.06
106	Water	Active	6/7/2010	6/7/2010	UTILITY	120206	CEN-Field Services	Regular	Hourly FT Union	SEIU_320 Outsid	Bi-weekly: Sun-Fri	\$21.88	\$21.88
107	Water	Active	9/13/2010	9/13/2010	UTILITY	120206	CEN-Field Services	Regular	Hourly FT Union	SEIU_320 Outsid	Bi-weekly: Sun-Fri	\$21.88	\$21.88
108	Water	Active	9/20/2010	9/20/2010	L11	120201	CEN-Production	Regular	Hourly FT Non-Union	Non-Union	Bi-weekly: Sun-Fri	\$23.56	\$23.56
109	Water	Active	10/18/2010	10/18/2010	L10	120105	CORP-Admin & Gen	Regular	Hourly FT Non-Union	Non-Union	Bi-weekly: Sun-Fri	\$24.04	\$24.04
110	Water	Active	11/1/2010	11/1/2010	UTILITY	120206	CEN-Field Services	Regular	Hourly FT Union	SEIU_320 Outsid	Bi-weekly: Sun-Fri	\$21.88	\$21.88
111	Water	Active	2/7/2011	2/7/2011	MNTTECH2	120201	CEN-Production	Regular	Hourly FT Union	SEIU_320 Outsid	Bi-weekly: Sun-Fri	\$24.57	\$24.57
112	Water	Active	4/25/2011	4/25/2011	L12	120121	CORP-Com Relations	Regular	Hourly FT Non-Union	Non-Union	Bi-weekly: Sun-Fri	\$21.44	\$21.44
113	Water	Active	5/16/2011	5/16/2011	UTILITY	120206	CEN-Field Services	Regular	Hourly FT Union	SEIU_320 Outsid	Bi-weekly: Sun-Fri	\$21.88	\$21.88
114	Water	Active	8/15/2011	8/15/2011	UTILITY	120206	CEN-Field Services	Regular	Hourly FT Union	SEIU_320 Outsid	Bi-weekly: Sun-Fri	\$21.88	\$21.88
115	Water	Active	8/29/2011	8/29/2011	L11	120201	CEN-Production	Regular	Hourly FT Non-Union	Non-Union	Bi-weekly: Sun-Fri	\$23.58	\$23.58
116	Water	Active	9/12/2011	9/12/2011	L12	123006	NOR-Field Services	Regular	Hourly FT Non-Union	Non-Union	Bi-weekly: Sun-Fri	\$20.00	\$20.00
117	Water	Active	11/7/2011	11/7/2011	TRPLOP	120201	CEN-Production	Regular	Hourly FT Union	SEIU_320 Outsid	Bi-weekly: Sun-Fri	\$25.67	\$25.67
118	Water	Active	11/14/2011	11/14/2011	TRPLOPUT	120201	CEN-Production	Regular	Hourly FT Union	SEIU_320 Outsid	Bi-weekly: Sun-Fri	\$23.84	\$23.84
119	Water	Active	12/5/2011	12/5/2011	L12	123006	NOR-Field Services	Regular	Hourly FT Non-Union	Non-Union	Bi-weekly: Sun-Fri	\$20.00	\$20.00
120	Water	Active	4/30/2012	4/30/2012	L10	120217	CEN-Water Quality	Regular	Salaried Exempt FT	Non-Union	Bi-weekly: Sun-Fri	\$1,980.80	\$51,500.80
121	Water	Active	7/5/2012	7/5/2012	L08	120114	CORP-Engineering	Regular	Salaried Exempt FT	Non-Union	Bi-weekly: Sun-Fri	\$2,616.00	\$68,016.00
122	Water	Active	7/5/2012	7/5/2012	L10	120201	CEN-Production	Regular	Hourly FT Non-Union	Non-Union	Bi-weekly: Sun-Fri	\$24.00	\$24.00
123	Water	Active	7/5/2012	7/5/2012	L11	120201	CEN-Production	Regular	Hourly FT Non-Union	Non-Union	Bi-weekly: Sun-Fri	\$21.25	\$21.25
124	Water	Active	9/10/2012	9/10/2012	UTILITY	120206	CEN-Field Services	Regular	Hourly FT Union	SEIU_320 Outsid	Bi-weekly: Sun-Fri	\$21.88	\$21.88
125	Water	Active	9/17/2012	9/17/2012	UTILITY	120206	CEN-Field Services	Regular	Hourly FT Union	SEIU_320 Outsid	Bi-weekly: Sun-Fri	\$21.88	\$21.88
126	Water	Active	1/20/2005	1/20/2005	L10	120201	CEN-Production	Regular	Hourly FT Non-Union	Non-Union	Bi-weekly: Sun-Fri	\$27.32	\$27.32
127	WW	Active	7/24/1985	9/15/2005	L11	123301	OWNWW-Treatment	Regular	Hourly FT Non-Union	Non-Union	Bi-weekly: Sun-Fri	\$21.58	\$21.58
128	Water	Active	8/11/2008	8/11/2008	L10	120201	CEN-Production	Regular	Hourly FT Non-Union	Non-Union	Bi-weekly: Sun-Fri	\$26.91	\$26.91
129	Water	Active	5/18/2009	5/18/2009	L09	120201	CEN-Production	Regular	Salaried Exempt FT	Non-Union	Bi-weekly: Sun-Fri	\$2,572.80	\$66,892.80

## Kentucky American Water

## Headcount Per End July

Exhibits\Expense\Labor and Labor Related.xlsx\KY HC

W/P - 3-1

District #	District Name	BU #	BU Name	Pay Grade	Sal/H rly	Hourly Rate	Union Rate	Hr Rate NU	Salary	Initial Start	Start Date	Un/N onUn	Union #	Exempt t	Benefit Grp
1201	KY-Corporate	120105	CORP-Admin & Gen	L11	S	\$ 29.888		29.888	\$ 62,167	09/09/91	09/09/91	N		N	AMERST
1201	KY-Corporate	120105	CORP-Admin & Gen	ML4	S	\$ 83.774		83.774	\$ 174,250	11/16/88	11/16/88	N		Y	AMERST
1201	KY-Corporate	120105	CORP-Admin & Gen	L10	H	\$ 24.038		24.038	\$ 49,999	10/18/10	10/18/10	N		N	AMER06
1201	KY-Corporate	120105	CORP-Admin & Gen	L05	S	\$ 73.121		73.121	\$ 152,091	06/02/03	06/02/03	N		Y	AMERST
1201	KY-Corporate	120114	CORP-Engineering	L11	S	\$ 21.532		21.532	\$ 44,787	10/04/04	10/04/04	N		N	AMERST
1201	KY-Corporate	120114	CORP-Engineering	L11	S	\$ 24.183		24.183	\$ 50,300	01/10/00	01/10/00	N		N	AMERST
1201	KY-Corporate	120114	CORP-Engineering	L08	S	\$ 32.692		32.692	\$ 68,000	07/05/12	07/05/12	N		Y	AMER06
1201	KY-Corporate	120114	CORP-Engineering	L10	S	\$ 32.398		32.398	\$ 67,388	09/04/74	09/04/74	N		N	AMERST
1201	KY-Corporate	120114	CORP-Engineering	L10	S	\$ 27.445		27.445	\$ 57,085	07/13/87	07/13/87	N		N	AMERST
1201	KY-Corporate	120114	CORP-Engineering	L10	H	\$ 24.260		24.26	\$ 50,461	08/31/87	08/31/87	N		N	AMERST
1201	KY-Corporate	120114	CORP-Engineering	L10	S	\$ 24.538		24.538	\$ 51,039	01/26/07	01/26/07	N		N	AMER06
1201	KY-Corporate	120114	CORP-Engineering	L07	S	\$ 40.111		40.111	\$ 83,430	06/26/06	06/26/06	N		Y	AMER06
1201	KY-Corporate	120118	CORP-Human Resources	L09	S	\$ 26.609		26.609	\$ 55,347	06/13/11	06/13/11	N		Y	AMER06
1201	KY-Corporate	120119	CORP-Loss Control	L10	H	\$ 27.182		27.182	\$ 56,539	02/12/97	02/12/97	N		N	AMERST
1201	KY-Corporate	120119	CORP-Loss Control	L09	S	\$ 33.921		33.921	\$ 70,555	09/25/06	09/25/06	N		Y	AMER06
1201	KY-Corporate	120121	CORP-Communications	L12	S	\$ 21.436		21.436	\$ 44,588	04/25/11	04/25/11	N		N	AMER06
1201	KY-Corporate	120121	CORP-Communications	L07	S	\$ 48.112		48.112	\$ 100,072	07/31/98	12/06/04	N		Y	AMERST
1201	KY-Corporate	120121	CORP-Communications	L10	S	\$ 28.846		28.846	\$ 60,000	11/02/09	11/02/09	N		Y	AMER06
1202	KY-Lexington Water	120201	LEX-Production	L12	S	\$ 22.175		22.175	\$ 46,124	09/30/88	09/30/88	N		N	AMERST
1202	KY-Lexington Water	120201	LEX-Production	H	\$ 24.570	24.57		0	\$ -	02/24/92	02/24/92	U	F3200	N	UPRE01
1202	KY-Lexington Water	120201	LEX-Production	H	\$ 24.570	24.57		0	\$ -	08/12/91	08/12/91	U	F3200	N	UPRE01
1202	KY-Lexington Water	120201	LEX-Production	H	\$ 24.570	24.57		0	\$ -	02/22/10	02/22/10	U	F3200	N	UPOS06
1202	KY-Lexington Water	120201	LEX-Production	H	\$ 24.570	24.57		0	\$ -	02/07/11	02/07/11	U	F3200	N	UPOS06
1202	KY-Lexington Water	120201	LEX-Production	L10	H	\$ 26.984		26.984	\$ 56,127	11/18/96	05/05/08	N		N	AMER06
1202	KY-Lexington Water	120201	LEX-Production	L09	S	\$ 31.250		31.25	\$ 65,000	05/02/05	05/02/05	N		N	DCPT01
1202	KY-Lexington Water	120201	LEX-Production	L09	S	\$ 36.240		36.24	\$ 75,378	05/04/87	05/04/87	N		Y	AMERST
1202	KY-Lexington Water	120201	LEX-Production	L09	S	\$ 32.485		32.485	\$ 67,568	12/08/08	12/08/08	N		Y	AMER06
1202	KY-Lexington Water	120201	LEX-Production	H	\$ 24.570	24.57		0	\$ -	11/18/85	11/18/85	U	F3200	N	UPRE01
1202	KY-Lexington Water	120201	LEX-Production	H	\$ 24.570	24.57		0	\$ -	03/01/00	03/01/00	U	F3200	N	UPRE01
1202	KY-Lexington Water	120201	LEX-Production	H	\$ 24.570	24.57		0	\$ -	01/18/05	01/18/05	U	F3200	N	UPOS01
1202	KY-Lexington Water	120201	LEX-Production	H	\$ 25.440	25.44		0	\$ -	11/30/00	11/30/00	U	F3200	N	UPRE01
1202	KY-Lexington Water	120201	LEX-Production	H	\$ 25.330	25.33		0	\$ -	04/26/82	04/26/82	U	F3200	N	UPRE01
1202	KY-Lexington Water	120201	LEX-Production	H	\$ 25.330	25.33		0	\$ -	10/01/92	10/01/92	U	F3200	N	UPRE01
1202	KY-Lexington Water	120201	LEX-Production	H	\$ 25.330	25.33		0	\$ -	11/11/96	11/11/96	U	F3200	N	UPRE01
1202	KY-Lexington Water	120201	LEX-Production	H	\$ 25.670	25.67		0	\$ -	05/14/07	05/14/07	U	F3200	N	UPOS06
1202	KY-Lexington Water	120201	LEX-Production	H	\$ 25.670	25.67		0	\$ -	11/07/11	11/07/11	U	F3200	N	UPOS06
1202	KY-Lexington Water	120201	LEX-Production	H	\$ 23.070	23.07		0	\$ -	03/24/97	03/24/97	U	F3200	N	UPRE01
1202	KY-Lexington Water	120201	LEX-Production	H	\$ 23.760	23.76		0	\$ -	08/16/99	08/16/99	U	F3200	N	UPRE01
1202	KY-Lexington Water	120201	LEX-Production	H	\$ 23.840	23.84		0	\$ -	11/14/11	11/14/11	U	F3200	N	UPOS06
1202	KY-Lexington Water	120201	LEX-Production	H	\$ 23.390	23.39		0	\$ -	03/08/10	03/08/10	U	F3200	N	UPOS06
1202	KY-Lexington Water	120201	LEX-Production	H	\$ 24.140	24.14		0	\$ -	10/02/06	10/02/06	U	F3200	N	UPOS06
1202	KY-Lexington Water	120206	LEX-Field Services	L13	H	\$ 20.210		20.21	\$ 42,037	06/29/09	06/29/09	N		N	AMER06
1202	KY-Lexington Water	120206	LEX-Field Services	L13	H	\$ 20.008		20.008	\$ 41,617	03/10/97	03/10/97	N		N	AMERST
1202	KY-Lexington Water	120206	LEX-Field Services	L13	H	\$ 19.660		19.66	\$ 40,893	04/23/07	04/23/07	N		N	AMER06
1202	KY-Lexington Water	120206	LEX-Field Services	L13	H	\$ 21.390		21.39	\$ 44,491	09/08/08	09/08/08	N		N	AMER06
1202	KY-Lexington Water	120206	LEX-Field Services	L13	H	\$ 18.406		18.406	\$ 38,284	07/06/09	07/06/09	N		N	AMER06
1202	KY-Lexington Water	120206	LEX-Field Services	L13	H	\$ 17.098		17.098	\$ 35,564	07/16/09	07/16/09	N		N	AMER06
1202	KY-Lexington Water	120206	LEX-Field Services	L13	H	\$ 17.098		17.098	\$ 35,564	07/20/09	07/20/09	N		N	AMER06
1202	KY-Lexington Water	120206	LEX-Field Services	L13	H	\$ 17.057		17.057	\$ 35,479	04/26/10	04/26/10	N		N	AMER06
1202	KY-Lexington Water	120206	LEX-Field Services	H	\$ 23.070	23.07		0	\$ -	05/26/92	05/26/92	U	F3200	N	UPRE01
1202	KY-Lexington Water	120206	LEX-Field Services	H	\$ 23.070	23.07		0	\$ -	12/20/02	12/20/02	U	F3200	N	UPOS01
1202	KY-Lexington Water	120206	LEX-Field Services	H	\$ 23.070	23.07		0	\$ -	02/10/03	02/10/03	U	F3200	N	UPOS01
1202	KY-Lexington Water	120206	LEX-Field Services	H	\$ 23.070	23.07		0	\$ -	07/19/04	07/19/04	U	F3200	N	UPOS01
1202	KY-Lexington Water	120206	LEX-Field Services	H	\$ 23.070	23.07		0	\$ -	03/14/05	03/14/05	U	F3200	N	UPOS01
1202	KY-Lexington Water	120206	LEX-Field Services	H	\$ 23.070	23.07		0	\$ -	03/08/06	03/08/06	U	F3200	N	UPOS06
1202	KY-Lexington Water	120206	LEX-Field Services	H	\$ 23.070	23.07		0	\$ -	03/27/06	03/27/06	U	F3200	N	UPOS06
1202	KY-Lexington Water	120206	LEX-Field Services	H	\$ 23.070	23.07		0	\$ -	04/10/06	04/10/06	U	F3200	N	UPOS06
1202	KY-Lexington Water	120206	LEX-Field Services	H	\$ 23.070	23.07		0	\$ -	01/01/07	01/01/07	U	F3200	N	UPOS06
1202	KY-Lexington Water	120206	LEX-Field Services	H	\$ 23.070	23.07		0	\$ -	12/17/07	12/17/07	U	F3200	N	UPOS06
1202	KY-Lexington Water	120206	LEX-Field Services	H	\$ 23.070	23.07		0	\$ -	03/24/08	03/24/08	U	F3200	N	UPOS06
1202	KY-Lexington Water	120206	LEX-Field Services	H	\$ 23.070	23.07		0	\$ -	10/22/08	10/22/08	U	F3200	N	UPOS06
1202	KY-Lexington Water	120206	LEX-Field Services	H	\$ 24.170	24.17		0	\$ -	08/25/80	08/25/80	U	F3200	N	UPRE01
1202	KY-Lexington Water	120206	LEX-Field Services	H	\$ 24.170	24.17		0	\$ -	09/23/88	09/23/88	U	F3200	N	UPRE01
1202	KY-Lexington Water	120206	LEX-Field Services	H	\$ 24.170	24.17		0	\$ -	03/17/92	03/17/92	U	F3200	N	UPRE01
1202	KY-Lexington Water	120206	LEX-Field Services	H	\$ 24.170	24.17		0	\$ -	01/27/92	01/27/92	U	F3200	N	UPRE01
1202	KY-Lexington Water	120206	LEX-Field Services	H	\$ 24.170	24.17		0	\$ -	06/16/97	06/16/97	U	F3200	N	UPRE01
1202	KY-Lexington Water	120206	LEX-Field Services	H	\$ 24.170	24.17		0	\$ -	03/01/83	03/01/83	U	F3200	N	UPRE01
1202	KY-Lexington Water	120206	LEX-Field Services	H	\$ 24.170	24.17		0	\$ -	10/17/83	10/17/83	U	F3200	N	UPRE01
1202	KY-Lexington Water	120206	LEX-Field Services	H	\$ 24.170	24.17		0	\$ -	09/10/84	09/10/84	U	F3200	N	UPRE01
1202	KY-Lexington Water	120206	LEX-Field Services	H	\$ 24.170	24.17		0	\$ -	11/14/83	11/14/83	U	F3200	N	UPRE01
1202	KY-Lexington Water	120206	LEX-Field Services	H	\$ 24.170	24.17		0	\$ -	06/04/84	06/04/84	U	F3200	N	UPRE01
1202	KY-Lexington Water	120206	LEX-Field Services	H	\$ 24.170	24.17		0	\$ -	01/02/75	01/02/75	U	F3200	N	UPRE01
1202	KY-Lexington Water	120206	LEX-Field Services	H	\$ 24.170	24.17		0	\$ -	05/28/85	05/28/85	U	F3200	N	UPRE01
1202	KY-Lexington Water	120206	LEX-Field Services	H	\$ 24.170	24.17		0	\$ -	06/14/96	06/14/96	U	F3200	N	UPRE01

## Kentucky American Water

## Headcount Per End July

Exhibits\Expense\Labor and Labor Related.xlsx\KY HC

W/P - 3-1

District #	District Name	BU #	BU Name	Pay Grade	Sal/Hrly	Hourly Rate	Union Rate	Hr Rate NU	Salary	Initial Start	Start Date	Un/N onUn	Union #	Exempt t	Benefit Grp
1202	KY-Lexington Water	120206	LEX-Field Services		H	\$ 23.620	23.62	0	\$ -	11/29/00	11/29/00	U	F3200	N	UPRE01
1202	KY-Lexington Water	120206	LEX-Field Services		H	\$ 23.620	23.62	0	\$ -	03/28/06	03/28/06	U	F3200	N	UPOS06
1202	KY-Lexington Water	120206	LEX-Field Services		H	\$ 21.880	21.88	0	\$ -	11/01/99	11/01/99	U	F3200	N	UPRE01
1202	KY-Lexington Water	120206	LEX-Field Services		H	\$ 21.880	21.88	0	\$ -	02/25/00	02/25/00	U	F3200	N	UPRE01
1202	KY-Lexington Water	120206	LEX-Field Services		H	\$ 21.880	21.88	0	\$ -	11/28/00	11/28/00	U	F3200	N	UPRE01
1202	KY-Lexington Water	120206	LEX-Field Services		H	\$ 21.880	21.88	0	\$ -	01/06/03	01/06/03	U	F3200	N	UPOS01
1202	KY-Lexington Water	120206	LEX-Field Services		H	\$ 21.880	21.88	0	\$ -	11/01/04	11/01/04	U	F3200	N	UPOS01
1202	KY-Lexington Water	120206	LEX-Field Services		H	\$ 21.880	21.88	0	\$ -	02/14/05	02/14/05	U	F3200	N	UPOS01
1202	KY-Lexington Water	120206	LEX-Field Services		H	\$ 21.880	21.88	0	\$ -	01/16/06	01/16/06	U	F3200	N	UPOS06
1202	KY-Lexington Water	120206	LEX-Field Services		H	\$ 21.880	21.88	0	\$ -	01/30/07	01/30/07	U	F3200	N	UPOS06
1202	KY-Lexington Water	120206	LEX-Field Services		H	\$ 24.170	24.17	0	\$ -	11/21/77	11/21/77	U	F3200	N	UPRE01
1202	KY-Lexington Water	120206	LEX-Field Services		H	\$ 23.070	23.07	0	\$ -	02/11/97	02/11/97	U	F3200	N	UPRE01
1202	KY-Lexington Water	120206	LEX-Field Services		H	\$ 24.570	24.57	0	\$ -	05/07/73	05/07/73	U	F3200	N	UPRE01
1202	KY-Lexington Water	120206	LEX-Field Services	L06	S	\$ 57.640		57.64	\$ 119,892	06/15/09	06/15/09	N		Y	AMER06
1202	KY-Lexington Water	120206	LEX-Field Services	L10	S	\$ 26.569		26.569	\$ 55,263	12/16/96	12/16/96	N		N	AMERST
1202	KY-Lexington Water	120206	LEX-Field Services	L10	S	\$ 27.266		27.266	\$ 56,713	05/31/79	05/31/79	N		N	AMERST
1202	KY-Lexington Water	120206	LEX-Field Services	L09	S	\$ 39.860		39.86	\$ 82,909	01/15/79	01/15/79	N		Y	AMERST
1202	KY-Lexington Water	120206	LEX-Field Services	L09	S	\$ 36.705		36.705	\$ 76,347	11/22/93	11/22/93	N		Y	AMERST
1202	KY-Lexington Water	120206	LEX-Field Services	L09	S	\$ 33.063		33.063	\$ 68,772	06/01/98	06/01/98	N		Y	AMERST
1202	KY-Lexington Water	120206	LEX-Field Services	L09	S	\$ 41.458		41.458	\$ 86,233	05/22/85	05/22/85	N		Y	AMERST
1202	KY-Lexington Water	120206	LEX-Field Services	L09	S	\$ 30.857		30.857	\$ 64,182	03/08/82	03/08/82	N		Y	AMERST
1202	KY-Lexington Water	120206	LEX-Field Services		H	\$ 21.880	21.88	0	\$ -	01/29/07	01/29/07	U	F3200	N	UPOS06
1202	KY-Lexington Water	120206	LEX-Field Services		H	\$ 21.880	21.88	0	\$ -	10/20/08	10/20/08	U	F3200	N	UPOS06
1202	KY-Lexington Water	120206	LEX-Field Services		H	\$ 21.880	21.88	0	\$ -	12/29/08	12/29/08	U	F3200	N	UPOS06
1202	KY-Lexington Water	120206	LEX-Field Services		H	\$ 21.880	21.88	0	\$ -	04/07/10	04/07/10	U	F3200	N	UPOS06
1202	KY-Lexington Water	120206	LEX-Field Services		H	\$ 21.880	21.88	0	\$ -	04/26/10	04/26/10	U	F3200	N	UPOS06
1202	KY-Lexington Water	120206	LEX-Field Services		H	\$ 21.880	21.88	0	\$ -	06/07/10	06/07/10	U	F3200	N	UPOS06
1202	KY-Lexington Water	120206	LEX-Field Services		H	\$ 21.880	21.88	0	\$ -	09/13/10	09/13/10	U	F3200	N	UPOS06
1202	KY-Lexington Water	120206	LEX-Field Services		H	\$ 21.880	21.88	0	\$ -	11/01/10	11/01/10	U	F3200	N	UPOS06
1202	KY-Lexington Water	120206	LEX-Field Services		H	\$ 21.880	21.88	0	\$ -	05/16/11	05/16/11	U	F3200	N	UPOS06
1202	KY-Lexington Water	120206	LEX-Field Services		H	\$ 21.880	21.88	0	\$ -	08/15/11	08/15/11	U	F3200	N	UPOS06
1202	KY-Lexington Water	120217	LEX-Water Quality	L10	S	\$ 30.290		30.29	\$ 63,003	04/08/96	04/08/96	N		Y	AMERST
1202	KY-Lexington Water	120217	LEX-Water Quality	L10	S	\$ 24.760		24.76	\$ 51,500	04/30/12	04/30/12	N		Y	AMER06
1202	KY-Lexington Water	120217	LEX-Water Quality	L10	H	\$ 26.914		26.914	\$ 55,981	05/18/76	05/18/76	N		N	AMERST
1202	KY-Lexington Water	120217	LEX-Water Quality	L07	S	\$ 38.462		38.462	\$ 80,000	11/08/99	11/08/99	N		Y	AMERST
1202	KY-Lexington Water	120252	LEX-Pool III WTP	L10	H	\$ 26.910		26.91	\$ 55,973	08/11/08	08/11/08	N		N	AMER06
1202	KY-Lexington Water	120252	LEX-Pool III WTP	L10	H	\$ 27.316		27.316	\$ 56,817	01/20/05	01/20/05	N		N	DCPT01
1202	KY-Lexington Water	120252	LEX-Pool III WTP	L10	S	\$ 24.000		24	\$ 49,920	07/05/12	07/05/12	N		N	AMER06
1202	KY-Lexington Water	120252	LEX-Pool III WTP	L09	S	\$ 32.156		32.156	\$ 66,885	05/18/09	05/18/09	N		Y	AMER06
1202	KY-Lexington Water	120252	LEX-Pool III WTP	L11	H	\$ 24.720		24.72	\$ 51,418	12/11/89	12/11/89	N		N	AMERST
1202	KY-Lexington Water	120252	LEX-Pool III WTP	L11	H	\$ 23.070		23.07	\$ 47,986	06/26/80	09/15/05	N		N	AMERST
1202	KY-Lexington Water	120252	LEX-Pool III WTP	L11	H	\$ 24.330		24.33	\$ 50,606	03/22/10	03/22/10	N		N	AMER06
1202	KY-Lexington Water	120252	LEX-Pool III WTP	L11	H	\$ 23.564		23.564	\$ 49,013	09/20/10	09/20/10	N		N	AMER06
1202	KY-Lexington Water	120252	LEX-Pool III WTP	L11	H	\$ 23.575		23.575	\$ 49,036	08/29/11	08/29/11	N		N	AMER06
1202	KY-Lexington Water	120252	LEX-Pool III WTP	L11	H	\$ 21.250		21.25	\$ 44,200	07/05/12	07/05/12	N		N	AMER06
1232	KY-Owenton Water	123201	OWN-Production	L10	H	\$ 24.787		24.787	\$ 51,557	11/10/08	11/10/08	N		N	AMER06
1232	KY-Owenton Water	123201	OWN-Production	L11	H	\$ 21.432		21.432	\$ 44,579	05/09/75	09/15/05	N		N	AMERST
1232	KY-Owenton Water	123201	OWN-Production	L11	H	\$ 21.632		21.632	\$ 44,995	04/18/79	09/15/05	N		N	AMERST
1232	KY-Owenton Water	123201	OWN-Production	L11	H	\$ 21.316		21.316	\$ 44,337	05/25/10	05/25/10	N		N	AMER06
1232	KY-Owenton Water	123205	OWN-Admin & Gen	L13	H	\$ 17.498		17.498	\$ 36,396	11/25/96	08/01/01	N		N	AMERST
1232	KY-Owenton Water	123205	OWN-Admin & Gen	L13	H	\$ 17.111		17.111	\$ 35,591	04/01/99	09/15/05	N		N	AMERST
1232	KY-Owenton Water	123205	OWN-Admin & Gen	L08	S	\$ 40.192		40.192	\$ 83,600	04/24/06	04/24/06	N		Y	AMER06
1232	KY-Owenton Water	123206	OWN-Field Services	L12	H	\$ 21.621		21.621	\$ 44,972	10/30/89	09/19/99	N		N	AMERST
1232	KY-Owenton Water	123206	OWN-Field Services	L12	H	\$ 21.058		21.058	\$ 43,801	08/24/98	08/01/01	N		N	AMERST
1232	KY-Owenton Water	123206	OWN-Field Services	L12	H	\$ 20.000		20	\$ 41,600	09/12/11	09/12/11	N		N	AMER06
1232	KY-Owenton Water	123206	OWN-Field Services	L12	S	\$ 20.000		20	\$ 41,600	12/05/11	12/05/11	N		N	AMER06
1233	KY-Owenton WW	123301	OWNWW-Production	L11	H	\$ 21.579		21.579	\$ 44,884	07/24/85	09/15/05	N		N	AMERST

Kentucky American Water Company  
 Case No. 2012-00520  
 Pro Forma Adjustment of Group Insurance and OPEB Expense  
 For the 12 Months Ending July 31, 2014

Witness Responsible: \_\_\_\_\_  
 Type of Filing: \_\_\_X\_\_\_ Original \_\_\_\_\_ Updated \_\_\_\_\_ Revised

Line No.	Description	Base Year at 3/31/2013	Adjustments	Forecast Year at 7/31/2014	Excel Reference
1					
2	Group Insurance	\$ 1,275,452		\$ 1,275,452	
3	Other Post Employment Benefits	\$ 689,064		\$ 689,064	
4	<b>Base Year for the 12 Months Ended 3/31/2013</b>	<u>\$ 1,964,516</u>		\$ 1,964,516	
5					
6					
7	<b>Adjustments:</b>				
8	Group Insurance Adjustment		\$ 142,990	\$ 142,990	
9	Other Post Employment Benefits		1,997	\$ 1,997	
10	<b>Total Adjustments:</b>		<u>\$ 144,987</u>	<u>144,987</u>	
11					
12	Group Insurance			\$ 1,418,443	Exhibits\Expense\[Labor and Labor Related.xlsx]KY Forecast Labor
13	Other Post Employment Benefits			\$ 691,061	
14	<b>Forecasted Year at Present Rates</b>			<u>\$ 2,109,504</u>	

Kentucky American Water

Group Insurance Enrollment & Average Costs as of 9/28/12

Exhibits\Expense\[Labor and Labor Related.xlsx]KY Med Select

W/P - 3-1a

	Average Union	Monthly
	\$ 15,630	\$ 2,826
Average Non Union	\$ 15,091	\$ 2,557

Line #	Option text	Plan	Dep.	Dep.coverage text	Benefit plan text	Key	Forecast Year Expense		For Averaging Plan Cost	For Averaging Emp Contr.
							Total Cost	Employee Contribution		
1	Non Union	DEV1	EE2F	Employee+Family	Dental/Vision Plan	EE2F DEV1	\$ 1,139	\$ 364		
2		PPO1	EE2F	Employee+Family	PPO Medical Plan	EE2F PPO1	\$ 18,317	\$ 2,926		
3							\$ 19,456	\$ 3,291	\$ 19,456	\$ 3,291
4	Union	PPO3	EE+F	Employee+Family	PPO Medical,Dental/Vision PI	EE+F PPO3	\$ 17,715	\$ 3,190		
5							\$ 17,715	\$ 3,190	\$ 17,715	\$ 3,190
6	Non Union	DEV1	EE	Employee Only	Dental/Vision Plan	EE DEV1	\$ 397	\$ 126		
7		PPO1	EE	Employee Only	PPO Medical Plan	EE PPO1	\$ 6,541	\$ 1,042		
8							\$ 6,938	\$ 1,168	\$ 6,938	\$ 1,168
9	Union	PPO3	EE+F	Employee+Family	PPO Medical,Dental/Vision PI	EE+F PPO3	\$ 17,715	\$ 3,190		
10							\$ 17,715	\$ 3,190	\$ 17,715	\$ 3,190
11	Non Union	DEV1	EE2F	Employee+Family	Dental/Vision Plan	EE2F DEV1	\$ 1,139	\$ 364		
12		PPO1	EE2F	Employee+Family	PPO Medical Plan	EE2F PPO1	\$ 18,317	\$ 2,926		
13							\$ 19,456	\$ 3,291	\$ 19,456	\$ 3,291
14	Union	PPO3	EE+F	Employee+Family	PPO Medical,Dental/Vision PI	EE+F PPO3	\$ 17,715	\$ 3,190		
15							\$ 17,715	\$ 3,190	\$ 17,715	\$ 3,190
16	Non Union	DEV1	EE2F	Employee+Family	Dental/Vision Plan	EE2F DEV1	\$ 1,139	\$ 364		
17		PPO1	EE2F	Employee+Family	PPO Medical Plan	EE2F PPO1	\$ 18,317	\$ 2,926		
18							\$ 19,456	\$ 3,291	\$ 19,456	\$ 3,291
19	Non Union	DEV1	EE+S	Employee+Spouse	Dental/Vision Plan	EE+S DEV1	\$ 896	\$ 289		
20		PPO1	EE+S	Employee+Spouse	PPO Medical Plan	EE+S PPO1	\$ 14,387	\$ 2,298		
21							\$ 15,283	\$ 2,587	\$ 15,283	\$ 2,587
22	Union	PPO3	EE+F	Employee+Family	PPO Medical,Dental/Vision PI	EE+F PPO3	\$ 17,715	\$ 3,190		
23							\$ 17,715	\$ 3,190	\$ 17,715	\$ 3,190
24	Non Union	DEV1	EE	Employee Only	Dental/Vision Plan	EE DEV1	\$ 397	\$ 126		
25		PPO1	EE	Employee Only	PPO Medical Plan	EE PPO1	\$ 6,541	\$ 1,042		
26							\$ 6,938	\$ 1,168	\$ 6,938	\$ 1,168
27	Union	PPO3	EE+F	Employee+Family	PPO Medical,Dental/Vision PI	EE+F PPO3	\$ 17,715	\$ 3,190		
28							\$ 17,715	\$ 3,190	\$ 17,715	\$ 3,190
29	Union	PPO3	EE+F	Employee+Family	PPO Medical,Dental/Vision PI	EE+F PPO3	\$ 17,715	\$ 3,190		
30							\$ 17,715	\$ 3,190	\$ 17,715	\$ 3,190
31	Union	PPO3	EE+F	Employee+Family	PPO Medical,Dental/Vision PI	EE+F PPO3	\$ 17,715	\$ 3,190		
32							\$ 17,715	\$ 3,190	\$ 17,715	\$ 3,190
33	Union	PPO3	EE+F	Employee+Family	PPO Medical,Dental/Vision PI	EE+F PPO3	\$ 17,715	\$ 3,190		
34							\$ 17,715	\$ 3,190	\$ 17,715	\$ 3,190
35	Union	PPO3	EE	Employee Only	PPO Medical,Dental/Vision PI	EE PPO3	\$ 7,296	\$ 1,369		
36							\$ 7,296	\$ 1,369	\$ 7,296	\$ 1,369
37	Union	PPO3	EE+F	Employee+Family	PPO Medical,Dental/Vision PI	EE+F PPO3	\$ 17,715	\$ 3,190		
38							\$ 17,715	\$ 3,190	\$ 17,715	\$ 3,190
39	Union	PPO3	EE+F	Employee+Family	PPO Medical,Dental/Vision PI	EE+F PPO3	\$ 17,715	\$ 3,190		
40							\$ 17,715	\$ 3,190	\$ 17,715	\$ 3,190
41	Union	PPO3	EE+F	Employee+Family	PPO Medical,Dental/Vision PI	EE+F PPO3	\$ 17,715	\$ 3,190		
42							\$ 17,715	\$ 3,190	\$ 17,715	\$ 3,190
43	Non Union	DEV1	EE	Employee Only	Dental/Vision Plan	EE DEV1	\$ 397	\$ 126		
44		PPO1	EE	Employee Only	PPO Medical Plan	EE PPO1	\$ 6,541	\$ 1,042		
45							\$ 6,938	\$ 1,168	\$ 6,938	\$ 1,168
46	Non Union	DEV1	EE+S	Employee+Spouse	Dental/Vision Plan	EE+S DEV1	\$ 896	\$ 289		
47		PPO1	EE+S	Employee+Spouse	PPO Medical Plan	EE+S PPO1	\$ 14,387	\$ 2,298		
48							\$ 15,283	\$ 2,587	\$ 15,283	\$ 2,587
49	Union	PPO3	EE	Employee Only	PPO Medical,Dental/Vision PI	EE PPO3	\$ 7,296	\$ 1,369		
50							\$ 7,296	\$ 1,369	\$ 7,296	\$ 1,369
51	Union	PPO3	EE+F	Employee+Family	PPO Medical,Dental/Vision PI	EE+F PPO3	\$ 17,715	\$ 3,190		
52							\$ 17,715	\$ 3,190	\$ 17,715	\$ 3,190
53	Non Union	DEV1	EE+S	Employee+Spouse	Dental/Vision Plan	EE+S DEV1	\$ 896	\$ 289		
54		PPO1	EE+S	Employee+Spouse	PPO Medical Plan	EE+S PPO1	\$ 14,387	\$ 2,298		
55							\$ 15,283	\$ 2,587	\$ 15,283	\$ 2,587
56	Non Union	DEV1	EE2F	Employee+Family	Dental/Vision Plan	EE2F DEV1	\$ 1,139	\$ 364		
57		PPO1	EE2F	Employee+Family	PPO Medical Plan	EE2F PPO1	\$ 18,317	\$ 2,926		
58							\$ 19,456	\$ 3,291	\$ 19,456	\$ 3,291
59	Union	PPO3	EE+F	Employee+Family	PPO Medical,Dental/Vision PI	EE+F PPO3	\$ 17,715	\$ 3,190		
60							\$ 17,715	\$ 3,190	\$ 17,715	\$ 3,190
61	Non Union	DEV1	EE+C	Employee+Child(ren)	Dental/Vision Plan	EE+C DEV1	\$ 934	\$ 301		
62		PPO1	EE+C	Employee+Child(ren)	PPO Medical Plan	EE+C PPO1	\$ 15,040	\$ 2,412		
63							\$ 15,974	\$ 2,713	\$ 15,974	\$ 2,713
64	Union	PPO3	EE+F	Employee+Family	PPO Medical,Dental/Vision PI	EE+F PPO3	\$ 17,715	\$ 3,190		
65							\$ 17,715	\$ 3,190	\$ 17,715	\$ 3,190
66	Non Union	DEV1	EE2F	Employee+Family	Dental/Vision Plan	EE2F DEV1	\$ 1,139	\$ 364		

Kentucky American Water

Group Insurance Enrollment & Average Costs as of 9/28/12

Exhibits\Expense\[Labor and Labor Related.xlsx]KY Med Select

W/P - 3-1a

	Average Union	Monthly	Monthly
	\$ 15,630	\$ 2,826	
	Average Non Union	\$ 15,091	\$ 2,557

Line #	Option text	Plan	Dep.	Dep.coverage text	Benefit plan text	Key	Forecast Year Expense		For	For
							Total Cost	Employee Contribution	Averaging Plan Cost	Averaging Emp Contr.
67		PPO1	EE2F	Employee+Family	PPO Medical Plan	EE2F PPO1	\$ 18,317	\$ 2,926		
68							\$ 19,456	\$ 3,291	\$ 19,456	\$ 3,291
69	Non Union	DEV1	EE2F	Employee+Family	Dental/Vision Plan	EE2F DEV1	\$ 1,139	\$ 364		
70		PPO1	EE2F	Employee+Family	PPO Medical Plan	EE2F PPO1	\$ 18,317	\$ 2,926		
71							\$ 19,456	\$ 3,291	\$ 19,456	\$ 3,291
72	Non Union	DEV1	EE2F	Employee+Family	Dental/Vision Plan	EE2F DEV1	\$ 1,139	\$ 364		
73		PPO1	EE2F	Employee+Family	PPO Medical Plan	EE2F PPO1	\$ 18,317	\$ 2,926		
74							\$ 19,456	\$ 3,291	\$ 19,456	\$ 3,291
75	Union	PPO3	EE+F	Employee+Family	PPO Medical,Dental/Vision PI	EE+F PPO3	\$ 17,715	\$ 3,190		
76							\$ 17,715	\$ 3,190	\$ 17,715	\$ 3,190
77	Union	PPO3	EE+F	Employee+Family	PPO Medical,Dental/Vision PI	EE+F PPO3	\$ 17,715	\$ 3,190		
78							\$ 17,715	\$ 3,190	\$ 17,715	\$ 3,190
79	Union	PPO3	EE+F	Employee+Family	PPO Medical,Dental/Vision PI	EE+F PPO3	\$ 17,715	\$ 3,190		
80							\$ 17,715	\$ 3,190	\$ 17,715	\$ 3,190
81	Non Union	DEV1	EE2F	Employee+Family	Dental/Vision Plan	EE2F DEV1	\$ 1,139	\$ 364		
82		PPO1	EE2F	Employee+Family	PPO Medical Plan	EE2F PPO1	\$ 18,317	\$ 2,926		
83							\$ 19,456	\$ 3,291	\$ 19,456	\$ 3,291
84	Non Union	DEV1	EE+C	Employee+Child(ren)	Dental/Vision Plan	EE+C DEV1	\$ 934	\$ 301		
85		PPO1	EE+C	Employee+Child(ren)	PPO Medical Plan	EE+C PPO1	\$ 15,040	\$ 2,412		
86							\$ 15,974	\$ 2,713	\$ 15,974	\$ 2,713
87	Non Union	DEV1	EE	Employee Only	Dental/Vision Plan	EE DEV1	\$ 397	\$ 126		
88		PPO1	EE	Employee Only	PPO Medical Plan	EE PPO1	\$ 6,541	\$ 1,042		
89							\$ 6,938	\$ 1,168	\$ 6,938	\$ 1,168
90	Union	PPO3	EE+F	Employee+Family	PPO Medical,Dental/Vision PI	EE+F PPO3	\$ 17,715	\$ 3,190		
91							\$ 17,715	\$ 3,190	\$ 17,715	\$ 3,190
92	Non Union	DEV1	EE+S	Employee+Spouse	Dental/Vision Plan	EE+S DEV1	\$ 896	\$ 289		
93		PPO1	EE+S	Employee+Spouse	PPO Medical Plan	EE+S PPO1	\$ 14,387	\$ 2,298		
94							\$ 15,283	\$ 2,587	\$ 15,283	\$ 2,587
95	Non Union	DEV1	EE	Employee Only	Dental/Vision Plan	EE DEV1	\$ 397	\$ 126		
96		PPO1	EE	Employee Only	PPO Medical Plan	EE PPO1	\$ 6,541	\$ 1,042		
97							\$ 6,938	\$ 1,168	\$ 6,938	\$ 1,168
98	Union	PPO3	EE+F	Employee+Family	PPO Medical,Dental/Vision PI	EE+F PPO3	\$ 17,715	\$ 3,190		
99							\$ 17,715	\$ 3,190	\$ 17,715	\$ 3,190
100	Non Union	DEV1	EE+S	Employee+Spouse	Dental/Vision Plan	EE+S DEV1	\$ 896	\$ 289		
101		PPO1	EE+S	Employee+Spouse	PPO Medical Plan	EE+S PPO1	\$ 14,387	\$ 2,298		
102							\$ 15,283	\$ 2,587	\$ 15,283	\$ 2,587
103	Union	PPO3	EE+F	Employee+Family	PPO Medical,Dental/Vision PI	EE+F PPO3	\$ 17,715	\$ 3,190		
104							\$ 17,715	\$ 3,190	\$ 17,715	\$ 3,190
105	Union	PPO3	EE+F	Employee+Family	PPO Medical,Dental/Vision PI	EE+F PPO3	\$ 17,715	\$ 3,190		
106							\$ 17,715	\$ 3,190	\$ 17,715	\$ 3,190
107	Non Union	DEV1	EE	Employee Only	Dental/Vision Plan	EE DEV1	\$ 397	\$ 126		
108		PPO1	EE	Employee Only	PPO Medical Plan	EE PPO1	\$ 6,541	\$ 1,042		
109							\$ 6,938	\$ 1,168	\$ 6,938	\$ 1,168
110	Union	DEV5	EE+F	Employee+Family	Dental/Vision Only Plan	EE+F DEV5	\$ 960	\$ 301		
111							\$ 960	\$ 301	\$ 960	\$ 301
112	Union	PPO3	EE	Employee Only	PPO Medical,Dental/Vision PI	EE PPO3	\$ 7,296	\$ 1,369		
113							\$ 7,296	\$ 1,369	\$ 7,296	\$ 1,369
114	Non Union	DEV1	EE2F	Employee+Family	Dental/Vision Plan	EE2F DEV1	\$ 1,139	\$ 364		
115		PPO1	EE2F	Employee+Family	PPO Medical Plan	EE2F PPO1	\$ 18,317	\$ 2,926		
116							\$ 19,456	\$ 3,291	\$ 19,456	\$ 3,291
117	Non Union	DEV1	EE2F	Employee+Family	Dental/Vision Plan	EE2F DEV1	\$ 1,139	\$ 364		
118		PPO1	EE2F	Employee+Family	PPO Medical Plan	EE2F PPO1	\$ 18,317	\$ 2,926		
119							\$ 19,456	\$ 3,291	\$ 19,456	\$ 3,291
120	Union	PPO3	EE+F	Employee+Family	PPO Medical,Dental/Vision PI	EE+F PPO3	\$ 17,715	\$ 3,190		
121							\$ 17,715	\$ 3,190	\$ 17,715	\$ 3,190
122	Union	PPO3	EE+F	Employee+Family	PPO Medical,Dental/Vision PI	EE+F PPO3	\$ 17,715	\$ 3,190		
123							\$ 17,715	\$ 3,190	\$ 17,715	\$ 3,190
124	Union	PPO3	EE+F	Employee+Family	PPO Medical,Dental/Vision PI	EE+F PPO3	\$ 17,715	\$ 3,190		
125							\$ 17,715	\$ 3,190	\$ 17,715	\$ 3,190
126	Union	PPO3	EE+F	Employee+Family	PPO Medical,Dental/Vision PI	EE+F PPO3	\$ 17,715	\$ 3,190		
127							\$ 17,715	\$ 3,190	\$ 17,715	\$ 3,190
128	Union	PPO3	EE+F	Employee+Family	PPO Medical,Dental/Vision PI	EE+F PPO3	\$ 17,715	\$ 3,190		
129							\$ 17,715	\$ 3,190	\$ 17,715	\$ 3,190
130	Non Union	DEV1	EE2F	Employee+Family	Dental/Vision Plan	EE2F DEV1	\$ 1,139	\$ 364		
131		PPO1	EE2F	Employee+Family	PPO Medical Plan	EE2F PPO1	\$ 18,317	\$ 2,926		
132							\$ 19,456	\$ 3,291	\$ 19,456	\$ 3,291

Kentucky American Water

Group Insurance Enrollment & Average Costs as of 9/28/12

Exhibits\Expense\[Labor and Labor Related.xlsx]KY Med Select

W/P - 3-1a

	Average Union	Monthly	Monthly
	\$ 15,630	\$ 2,826	
	Average Non Union	\$ 15,091	\$ 2,557

Line #	Option text	Plan	Dep.	Dep.coverage text	Benefit plan text	Key	Forecast Year Expense		For	For
							Total Cost	Employee Contribution	Averaging Plan Cost	Averaging Emp Contr.
133	Non Union	DEV1	EE2F	Employee+Family	Dental/Vision Plan	EE2F DEV1	\$ 1,139	\$ 364		
134		PPO1	EE2F	Employee+Family	PPO Medical Plan	EE2F PPO1	\$ 18,317	\$ 2,926		
135							\$ 19,456	\$ 3,291	\$ 19,456	\$ 3,291
136	Union	PPO3	EE+F	Employee+Family	PPO Medical,Dental/Vision PI	EE+F PPO3	\$ 17,715	\$ 3,190		
137							\$ 17,715	\$ 3,190	\$ 17,715	\$ 3,190
138	Non Union	DEV1	EE2F	Employee+Family	Dental/Vision Plan	EE2F DEV1	\$ 1,139	\$ 364		
139		PPO1	EE2F	Employee+Family	PPO Medical Plan	EE2F PPO1	\$ 18,317	\$ 2,926		
140							\$ 19,456	\$ 3,291	\$ 19,456	\$ 3,291
141	Union	PPO3	EE	Employee Only	PPO Medical,Dental/Vision PI	EE PPO3	\$ 7,296	\$ 1,369		
142							\$ 7,296	\$ 1,369	\$ 7,296	\$ 1,369
143	Non Union	DEV1	EE2F	Employee+Family	Dental/Vision Plan	EE2F DEV1	\$ 1,139	\$ 364		
144		PPO1	EE2F	Employee+Family	PPO Medical Plan	EE2F PPO1	\$ 18,317	\$ 2,926		
145							\$ 19,456	\$ 3,291	\$ 19,456	\$ 3,291
146	Union	PPO3	EE+F	Employee+Family	PPO Medical,Dental/Vision PI	EE+F PPO3	\$ 17,715	\$ 3,190		
147							\$ 17,715	\$ 3,190	\$ 17,715	\$ 3,190
148	Union	PPO3	EE+F	Employee+Family	PPO Medical,Dental/Vision PI	EE+F PPO3	\$ 17,715	\$ 3,190		
149							\$ 17,715	\$ 3,190	\$ 17,715	\$ 3,190
150	Non Union	DEV1	EE2F	Employee+Family	Dental/Vision Plan	EE2F DEV1	\$ 1,139	\$ 364		
151		PPO1	EE2F	Employee+Family	PPO Medical Plan	EE2F PPO1	\$ 18,317	\$ 2,926		
152							\$ 19,456	\$ 3,291	\$ 19,456	\$ 3,291
153	Union	PPO3	EE+F	Employee+Family	PPO Medical,Dental/Vision PI	EE+F PPO3	\$ 17,715	\$ 3,190		
154							\$ 17,715	\$ 3,190	\$ 17,715	\$ 3,190
155	Union	PPO3	EE+F	Employee+Family	PPO Medical,Dental/Vision PI	EE+F PPO3	\$ 17,715	\$ 3,190		
156							\$ 17,715	\$ 3,190	\$ 17,715	\$ 3,190
157	Non Union	DEV1	EE2F	Employee+Family	Dental/Vision Plan	EE2F DEV1	\$ 1,139	\$ 364		
158		PPO1	EE2F	Employee+Family	PPO Medical Plan	EE2F PPO1	\$ 18,317	\$ 2,926		
159							\$ 19,456	\$ 3,291	\$ 19,456	\$ 3,291
160	Non Union	DEV1	EE2F	Employee+Family	Dental/Vision Plan	EE2F DEV1	\$ 1,139	\$ 364		
161		PPO1	EE2F	Employee+Family	PPO Medical Plan	EE2F PPO1	\$ 18,317	\$ 2,926		
162							\$ 19,456	\$ 3,291	\$ 19,456	\$ 3,291
163	Non Union	DEV1	EE2F	Employee+Family	Dental/Vision Plan	EE2F DEV1	\$ 1,139	\$ 364		
164		PPO1	EE2F	Employee+Family	PPO Medical Plan	EE2F PPO1	\$ 18,317	\$ 2,926		
165							\$ 19,456	\$ 3,291	\$ 19,456	\$ 3,291
166	Non Union	DEV1	EE	Employee Only	Dental/Vision Plan	EE DEV1	\$ 397	\$ 126		
167		PPO1	EE	Employee Only	PPO Medical Plan	EE PPO1	\$ 6,541	\$ 1,042		
168							\$ 6,938	\$ 1,168	\$ 6,938	\$ 1,168
169	Non Union	DEV1	EE+C	Employee+Child(ren)	Dental/Vision Plan	EE+C DEV1	\$ 934	\$ 301		
170		PPO1	EE	Employee Only	PPO Medical Plan	EE PPO1	\$ 6,541	\$ 1,042		
171							\$ 7,475	\$ 1,344	\$ 7,475	\$ 1,344
172	Non Union	DEV1	EE2F	Employee+Family	Dental/Vision Plan	EE2F DEV1	\$ 1,139	\$ 364		
173		PPO1	EE2F	Employee+Family	PPO Medical Plan	EE2F PPO1	\$ 18,317	\$ 2,926		
174							\$ 19,456	\$ 3,291	\$ 19,456	\$ 3,291
175	Union	PPO3	EE+F	Employee+Family	PPO Medical,Dental/Vision PI	EE+F PPO3	\$ 17,715	\$ 3,190		
176							\$ 17,715	\$ 3,190	\$ 17,715	\$ 3,190
177	Union	PPO3	EE+F	Employee+Family	PPO Medical,Dental/Vision PI	EE+F PPO3	\$ 17,715	\$ 3,190		
178							\$ 17,715	\$ 3,190	\$ 17,715	\$ 3,190
179	Union	PPO3	EE+F	Employee+Family	PPO Medical,Dental/Vision PI	EE+F PPO3	\$ 17,715	\$ 3,190		
180							\$ 17,715	\$ 3,190	\$ 17,715	\$ 3,190
181	Union	PPO3	EE+F	Employee+Family	PPO Medical,Dental/Vision PI	EE+F PPO3	\$ 17,715	\$ 3,190		
182							\$ 17,715	\$ 3,190	\$ 17,715	\$ 3,190
183	Union	PPO3	EE+F	Employee+Family	PPO Medical,Dental/Vision PI	EE+F PPO3	\$ 17,715	\$ 3,190		
184							\$ 17,715	\$ 3,190	\$ 17,715	\$ 3,190
185	Non Union	DEV1	EE2F	Employee+Family	Dental/Vision Plan	EE2F DEV1	\$ 1,139	\$ 364		
186		PPO1	EE2F	Employee+Family	PPO Medical Plan	EE2F PPO1	\$ 18,317	\$ 2,926		
187							\$ 19,456	\$ 3,291	\$ 19,456	\$ 3,291
188	Non Union	DEV1	EE	Employee Only	Dental/Vision Plan	EE DEV1	\$ 397	\$ 126		
189		PPO1	EE	Employee Only	PPO Medical Plan	EE PPO1	\$ 6,541	\$ 1,042		
190							\$ 6,938	\$ 1,168	\$ 6,938	\$ 1,168
191	Non Union	DEV1	EE	Employee Only	Dental/Vision Plan	EE DEV1	\$ 397	\$ 126		
192		PPO1	EE	Employee Only	PPO Medical Plan	EE PPO1	\$ 6,541	\$ 1,042		
193							\$ 6,938	\$ 1,168	\$ 6,938	\$ 1,168
194	Union	PPO3	EE	Employee Only	PPO Medical,Dental/Vision PI	EE PPO3	\$ 7,296	\$ 1,369		
195							\$ 7,296	\$ 1,369	\$ 7,296	\$ 1,369
196	Union	PPO3	EE	Employee Only	PPO Medical,Dental/Vision PI	EE PPO3	\$ 7,296	\$ 1,369		
197							\$ 7,296	\$ 1,369	\$ 7,296	\$ 1,369
198	Union	PPO3	EE+F	Employee+Family	PPO Medical,Dental/Vision PI	EE+F PPO3	\$ 17,715	\$ 3,190		



Kentucky American Water

Group Insurance Enrollment & Average Costs as of 9/28/12

Exhibits\Expense\[Labor and Labor Related.xlsx]KY Med Select

W/P - 3-1a

	Average Union	Monthly	Monthly
	\$	15,630	\$ 2,826
	Average Non Union	\$ 15,091	\$ 2,557

Line #	Option text	Plan	Dep.	Dep.coverage text	Benefit plan text	Key	Forecast Year Expense		For	For
							Total Cost	Employee Contribution	Averaging Plan Cost	Averaging Emp Contr.
199							\$ 17,715	\$ 3,190	\$ 17,715	\$ 3,190
200	Union	PPO3	EE+F	Employee+Family	PPO Medical,Dental/Vision PI	EE+F PPO3	\$ 17,715	\$ 3,190		
201							\$ 17,715	\$ 3,190	\$ 17,715	\$ 3,190
202	Non Union	DEV1	EE2F	Employee+Family	Dental/Vision Plan	EE2F DEV1	\$ 1,139	\$ 364		
203		PPO1	EE2F	Employee+Family	PPO Medical Plan	EE2F PPO1	\$ 18,317	\$ 2,926		
204							\$ 19,456	\$ 3,291	\$ 19,456	\$ 3,291
205	Non Union	DEV1	EE2F	Employee+Family	Dental/Vision Plan	EE2F DEV1	\$ 1,139	\$ 364		
206		PPO1	EE2F	Employee+Family	PPO Medical Plan	EE2F PPO1	\$ 18,317	\$ 2,926		
207							\$ 19,456	\$ 3,291	\$ 19,456	\$ 3,291
208	Union	PPO3	EE	Employee Only	PPO Medical,Dental/Vision PI	EE PPO3	\$ 7,296	\$ 1,369		
209							\$ 7,296	\$ 1,369	\$ 7,296	\$ 1,369
210	Union	PPO3	EE	Employee Only	PPO Medical,Dental/Vision PI	EE PPO3	\$ 7,296	\$ 1,369		
211							\$ 7,296	\$ 1,369	\$ 7,296	\$ 1,369
212	Union	PPO3	EE+F	Employee+Family	PPO Medical,Dental/Vision PI	EE+F PPO3	\$ 17,715	\$ 3,190		
213							\$ 17,715	\$ 3,190	\$ 17,715	\$ 3,190
214	Non Union	DEV1	EE2F	Employee+Family	Dental/Vision Plan	EE2F DEV1	\$ 1,139	\$ 364		
215		PPO1	EE2F	Employee+Family	PPO Medical Plan	EE2F PPO1	\$ 18,317	\$ 2,926		
216							\$ 19,456	\$ 3,291	\$ 19,456	\$ 3,291
217	Union	PPO3	EE+F	Employee+Family	PPO Medical,Dental/Vision PI	EE+F PPO3	\$ 17,715	\$ 3,190		
218							\$ 17,715	\$ 3,190	\$ 17,715	\$ 3,190
219	Union	PPO3	EE+F	Employee+Family	PPO Medical,Dental/Vision PI	EE+F PPO3	\$ 17,715	\$ 3,190		
220							\$ 17,715	\$ 3,190	\$ 17,715	\$ 3,190
221	Non Union	DEV1	EE2F	Employee+Family	Dental/Vision Plan	EE2F DEV1	\$ 1,139	\$ 364		
222		PPO1	EE2F	Employee+Family	PPO Medical Plan	EE2F PPO1	\$ 18,317	\$ 2,926		
223							\$ 19,456	\$ 3,291	\$ 19,456	\$ 3,291
224	Non Union	DEV1	EE	Employee Only	Dental/Vision Plan	EE DEV1	\$ 397	\$ 126		
225		PPO1	EE	Employee Only	PPO Medical Plan	EE PPO1	\$ 6,541	\$ 1,042		
226							\$ 6,938	\$ 1,168	\$ 6,938	\$ 1,168
227	Union	PPO3	EE+F	Employee+Family	PPO Medical,Dental/Vision PI	EE+F PPO3	\$ 17,715	\$ 3,190		
228							\$ 17,715	\$ 3,190	\$ 17,715	\$ 3,190
229	Non Union	DEV1	EE+S	Employee+Spouse	Dental/Vision Plan	EE+S DEV1	\$ 896	\$ 289		
230		PPO1	EE+S	Employee+Spouse	PPO Medical Plan	EE+S PPO1	\$ 14,387	\$ 2,298		
231							\$ 15,283	\$ 2,587	\$ 15,283	\$ 2,587
232	Non Union	DEV1	EE2F	Employee+Family	Dental/Vision Plan	EE2F DEV1	\$ 1,139	\$ 364		
233		PPO1	EE2F	Employee+Family	PPO Medical Plan	EE2F PPO1	\$ 18,317	\$ 2,926		
234							\$ 19,456	\$ 3,291	\$ 19,456	\$ 3,291
235	Non Union	DEV1	EE2F	Employee+Family	Dental/Vision Plan	EE2F DEV1	\$ 1,139	\$ 364		
236		PPO1	EE2F	Employee+Family	PPO Medical Plan	EE2F PPO1	\$ 18,317	\$ 2,926		
237							\$ 19,456	\$ 3,291	\$ 19,456	\$ 3,291
238	Non Union	DEV1	EE+S	Employee+Spouse	Dental/Vision Plan	EE+S DEV1	\$ 896	\$ 289		
239		PPO1	EE+S	Employee+Spouse	PPO Medical Plan	EE+S PPO1	\$ 14,387	\$ 2,298		
240							\$ 15,283	\$ 2,587	\$ 15,283	\$ 2,587
241	Non Union	DEV1	EE2F	Employee+Family	Dental/Vision Plan	EE2F DEV1	\$ 1,139	\$ 364		
242		PPO1	EE2F	Employee+Family	PPO Medical Plan	EE2F PPO1	\$ 18,317	\$ 2,926		
243							\$ 19,456	\$ 3,291	\$ 19,456	\$ 3,291
244	Non Union	DEV1	EE2F	Employee+Family	Dental/Vision Plan	EE2F DEV1	\$ 1,139	\$ 364		
245		PPO1	EE2F	Employee+Family	PPO Medical Plan	EE2F PPO1	\$ 18,317	\$ 2,926		
246							\$ 19,456	\$ 3,291	\$ 19,456	\$ 3,291
247	Non Union	DEV1	EE2F	Employee+Family	Dental/Vision Plan	EE2F DEV1	\$ 1,139	\$ 364		
248		PPO1	EE2F	Employee+Family	PPO Medical Plan	EE2F PPO1	\$ 18,317	\$ 2,926		
249							\$ 19,456	\$ 3,291	\$ 19,456	\$ 3,291
250	Union	PPO3	EE+F	Employee+Family	PPO Medical,Dental/Vision PI	EE+F PPO3	\$ 17,715	\$ 3,190		
251							\$ 17,715	\$ 3,190	\$ 17,715	\$ 3,190
252	Union	PPO3	EE	Employee Only	PPO Medical,Dental/Vision PI	EE PPO3	\$ 7,296	\$ 1,369		
253							\$ 7,296	\$ 1,369	\$ 7,296	\$ 1,369
254	Non Union	DEV1	EE+S	Employee+Spouse	Dental/Vision Plan	EE+S DEV1	\$ 896	\$ 289		
255		PPO1	EE+S	Employee+Spouse	PPO Medical Plan	EE+S PPO1	\$ 14,387	\$ 2,298		
256							\$ 15,283	\$ 2,587	\$ 15,283	\$ 2,587
257	Union	PPO3	EE+F	Employee+Family	PPO Medical,Dental/Vision PI	EE+F PPO3	\$ 17,715	\$ 3,190		
258							\$ 17,715	\$ 3,190	\$ 17,715	\$ 3,190
259	Non Union	DEV1	EE+S	Employee+Spouse	Dental/Vision Plan	EE+S DEV1	\$ 896	\$ 289		
260		PPO1	EE+S	Employee+Spouse	PPO Medical Plan	EE+S PPO1	\$ 14,387	\$ 2,298		
261							\$ 15,283	\$ 2,587	\$ 15,283	\$ 2,587
262	Union	PPO3	EE+F	Employee+Family	PPO Medical,Dental/Vision PI	EE+F PPO3	\$ 17,715	\$ 3,190		
263							\$ 17,715	\$ 3,190	\$ 17,715	\$ 3,190
264	Non Union	DEV1	EE	Employee Only	Dental/Vision Plan	EE DEV1	\$ 397	\$ 126		

Kentucky American Water

Group Insurance Enrollment & Average Costs as of 9/28/12

Exhibits\Expense\[Labor and Labor Related.xlsx]KY Med Select

W/P - 3-1a

	Average Union	Monthly	Monthly
	\$	15,630	\$ 2,826
	Average Non Union	\$ 15,091	\$ 2,557

Line #	Option text	Plan	Dep.	Dep.coverage text	Benefit plan text	Key	Forecast Year Expense		For	For
							Total Cost	Employee Contribution	Averaging Plan Cost	Averaging Emp Contr.
265		PPO1	EE	Employee Only	PPO Medical Plan	EE PPO1	\$ 6,541	\$ 1,042		
266							\$ 6,938	\$ 1,168	\$ 6,938	\$ 1,168
267	Union	PPO3	EE+F	Employee+Family	PPO Medical,Dental/Vision PI EE+F PPO3		\$ 17,715	\$ 3,190		
268							\$ 17,715	\$ 3,190	\$ 17,715	\$ 3,190
269	Union	PPO3	EE+F	Employee+Family	PPO Medical,Dental/Vision PI EE+F PPO3		\$ 17,715	\$ 3,190		
270							\$ 17,715	\$ 3,190	\$ 17,715	\$ 3,190
271	Non Union	DEV1	EE2F	Employee+Family	Dental/Vision Plan	EE2F DEV1	\$ 1,139	\$ 364		
272		PPO1	EE2F	Employee+Family	PPO Medical Plan	EE2F PPO1	\$ 18,317	\$ 2,926		
273							\$ 19,456	\$ 3,291	\$ 19,456	\$ 3,291
274	Non Union	DEV1	EE	Employee Only	Dental/Vision Plan	EE DEV1	\$ 397	\$ 126		
275		PPO1	EE	Employee Only	PPO Medical Plan	EE PPO1	\$ 6,541	\$ 1,042		
276							\$ 6,938	\$ 1,168	\$ 6,938	\$ 1,168
277	Union	PPO3	EE	Employee Only	PPO Medical,Dental/Vision PI EE PPO3		\$ 7,296	\$ 1,369		
278							\$ 7,296	\$ 1,369	\$ 7,296	\$ 1,369
279	Union	PPO3	EE+F	Employee+Family	PPO Medical,Dental/Vision PI EE+F PPO3		\$ 17,715	\$ 3,190		
280							\$ 17,715	\$ 3,190	\$ 17,715	\$ 3,190
281	Non Union	DEV1	EE2F	Employee+Family	Dental/Vision Plan	EE2F DEV1	\$ 1,139	\$ 364		
282		PPO1	EE2F	Employee+Family	PPO Medical Plan	EE2F PPO1	\$ 18,317	\$ 2,926		
283							\$ 19,456	\$ 3,291	\$ 19,456	\$ 3,291
284	Union	PPO3	EE+F	Employee+Family	PPO Medical,Dental/Vision PI EE+F PPO3		\$ 17,715	\$ 3,190		
285							\$ 17,715	\$ 3,190	\$ 17,715	\$ 3,190
286	Union	PPO3	EE+F	Employee+Family	PPO Medical,Dental/Vision PI EE+F PPO3		\$ 17,715	\$ 3,190		
287							\$ 17,715	\$ 3,190	\$ 17,715	\$ 3,190
288	Non Union	DEV1	EE+S	Employee+Spouse	Dental/Vision Plan	EE+S DEV1	\$ 896	\$ 289		
289		PPO1	EE+S	Employee+Spouse	PPO Medical Plan	EE+S PPO1	\$ 14,387	\$ 2,298		
290							\$ 15,283	\$ 2,587	\$ 15,283	\$ 2,587
291	Non Union	DEV1	EE2F	Employee+Family	Dental/Vision Plan	EE2F DEV1	\$ 1,139	\$ 364		
292		PPO1	EE2F	Employee+Family	PPO Medical Plan	EE2F PPO1	\$ 18,317	\$ 2,926		
293							\$ 19,456	\$ 3,291	\$ 19,456	\$ 3,291
294	Union	PPO3	EE	Employee Only	PPO Medical,Dental/Vision PI EE PPO3		\$ 7,296	\$ 1,369		
295							\$ 7,296	\$ 1,369	\$ 7,296	\$ 1,369
296	Union	PPO3	EE+F	Employee+Family	PPO Medical,Dental/Vision PI EE+F PPO3		\$ 17,715	\$ 3,190		
297							\$ 17,715	\$ 3,190	\$ 17,715	\$ 3,190
298	Non Union	DEV1	EE2F	Employee+Family	Dental/Vision Plan	EE2F DEV1	\$ 1,139	\$ 364		
299		PPO1	EE	Employee Only	PPO Medical Plan	EE PPO1	\$ 6,541	\$ 1,042		
300							\$ 7,680	\$ 1,407	\$ 7,680	\$ 1,407
301	Non Union	DEV1	EE	Employee Only	Dental/Vision Plan	EE DEV1	\$ 397	\$ 126		
302		PPO1	EE	Employee Only	PPO Medical Plan	EE PPO1	\$ 6,541	\$ 1,042		
303							\$ 6,938	\$ 1,168	\$ 6,938	\$ 1,168
304	Non Union	DEV1	EE	Employee Only	Dental/Vision Plan	EE DEV1	\$ 397	\$ 126		
305		PPO1	EE	Employee Only	PPO Medical Plan	EE PPO1	\$ 6,541	\$ 1,042		
306							\$ 6,938	\$ 1,168	\$ 6,938	\$ 1,168
307	Non Union	DEV1	EE+S	Employee+Spouse	Dental/Vision Plan	EE+S DEV1	\$ 896	\$ 289		
308							\$ 896	\$ 289	\$ 896	\$ 289
309	Non Union	DEV1	EE2F	Employee+Family	Dental/Vision Plan	EE2F DEV1	\$ 1,139	\$ 364		
310		PPO1	EE2F	Employee+Family	PPO Medical Plan	EE2F PPO1	\$ 18,317	\$ 2,926		
311							\$ 19,456	\$ 3,291	\$ 19,456	\$ 3,291

		2012		Jan - Sept. 2013		Oct. 2013 - Dec. 2013		Jan. 2014 - Oct. 2014		Forecast Year Annual Cost	
		Rate A		Rate B		Rate C		Non-Union		Non-Union	
		Employee		Employee		Employee		Employee		Employee	
		Contribution		Contribution		Contribution		Contribution		Contribution	
		Cost of Plan		Cost of Plan		Cost of Plan		Cost of Plan		Cost of Plan	
		Medical / Rx		Medical / Rx		Medical / Rx		Medical / Rx		Medical / Rx	
		Dental / Vision		Dental / Vision		Dental / Vision		Dental / Vision		Dental / Vision	
Flag	Coverage	Medical / Rx	Medical / Rx	Medical / Rx	Medical / Rx	Medical / Rx	Medical / Rx	Medical / Rx	Medical / Rx	Medical / Rx	Medical / Rx
EE PPO1	Employees w/ Single Coverage	\$ 511.00	\$ 82.00	\$ 511.88	\$ 83.00	\$ 551.88	\$ 89.64	\$ 551.88	\$ 89.64	\$ 6,540.80	\$ 1,042.48
EE+S PPO1	Employee and Spouse	\$ 1,124.00	\$ 181.00	\$ 1,213.92	\$ 183.00	\$ 1,213.92	\$ 197.64	\$ 1,213.92	\$ 197.64	\$ 14,387.20	\$ 2,298.48
EE+C PPO1	Employee and Children	\$ 1,175.00	\$ 189.00	\$ 1,269.00	\$ 192.00	\$ 1,269.00	\$ 207.36	\$ 1,269.00	\$ 207.36	\$ 15,040.00	\$ 2,411.52
EE2F PPO1	Employee and Family	\$ 1,431.00	\$ 230.00	\$ 1,545.48	\$ 233.00	\$ 1,545.48	\$ 251.64	\$ 1,545.48	\$ 251.64	\$ 18,316.80	\$ 2,926.48
Flag	Coverage	Cost of Plan	Employee Contribution	Cost of Plan	Employee Contribution	Cost of Plan	Employee Contribution	Cost of Plan	Employee Contribution	Cost of Plan	Employee Contribution
EE DEV1	Employees w/ Single Coverage	\$ 31.00	\$ 11.00	\$ 33.48	\$ 10.00	\$ 33.48	\$ 10.80	\$ 33.48	\$ 10.80	\$ 396.80	\$ 125.60
EE+S DEV1	Employee and Spouse	\$ 70.00	\$ 23.00	\$ 75.60	\$ 23.00	\$ 75.60	\$ 24.84	\$ 75.60	\$ 24.84	\$ 896.00	\$ 288.88
EE+C DEV1	Employee and Children	\$ 73.00	\$ 24.00	\$ 78.84	\$ 24.00	\$ 78.84	\$ 25.92	\$ 78.84	\$ 25.92	\$ 934.40	\$ 301.44
EE2F DEV1	Employee and Family	\$ 89.00	\$ 30.00	\$ 96.12	\$ 29.00	\$ 96.12	\$ 31.32	\$ 96.12	\$ 31.32	\$ 1,139.20	\$ 364.24
Flag	Coverage	Cost of Plan	Employee Contribution	Cost of Plan	Employee Contribution	Cost of Plan	Employee Contribution	Cost of Plan	Employee Contribution	Cost of Plan	Employee Contribution
EE PPO3	Employees w/ Single Coverage	\$ 540.00	\$ 92.00	\$ 583.20	\$ 99.00	\$ 583.20	\$ 106.92	\$ 583.20	\$ 106.92	\$ 6,912.00	\$ 1,243.44
EE+F PPO3	Employee and Family	\$ 1,384.00	\$ 236.00	\$ 1,494.72	\$ 254.00	\$ 1,494.72	\$ 274.32	\$ 1,494.72	\$ 274.32	\$ 17,715.20	\$ 3,190.24
Flag	Coverage	Cost of Plan	Employee Contribution	Cost of Plan	Employee Contribution	Cost of Plan	Employee Contribution	Cost of Plan	Employee Contribution	Cost of Plan	Employee Contribution
EE DEV5	Employees w/ Single Coverage	\$ 30.00	\$ 10.00	\$ 32.40	\$ 10.00	\$ 32.40	\$ 10.80	\$ 32.40	\$ 10.80	\$ 384.00	\$ 125.60
EE+F DEV5	Employee and Family	\$ 75.00	\$ 25.00	\$ 81.00	\$ 24.00	\$ 81.00	\$ 25.92	\$ 81.00	\$ 25.92	\$ 960.00	\$ 301.44

Kentucky American Water Company  
Group Insurance Medical Plan Active Employees  
As of September 28, 2012  
SAP HR Report HRBEN0073 with layout RRHEALTHGC

Line #	Rg	Water/Was teawater	Per	Period text	Plan	Benefit plan text	Entry	District	District Descrip	Bus Unit	Bus Unit Descrip	Option	Dep.	Option text	Dep.coverage text
1	KY	Water	4	Bi-weekly	DEV1	Dental/Vision Plan	11/16/1988	1201	KY-Corporate	120105	CORP-Admin & Gen	NONU	EE2F	Non Union	Employee+Family
2	KY	Water	4	Bi-weekly	PPO1	PPO Medical Plan	11/16/1988	1201	KY-Corporate	120105	CORP-Admin & Gen	NONU	EE2F	Non Union	Employee+Family
3	KY	Water	4	Bi-weekly	DEV1	Dental/Vision Plan	9/9/1991	1201	KY-Corporate	120105	CORP-Admin & Gen	NONU	EE+S	Non Union	Employee+Spouse
4	KY	Water	4	Bi-weekly	PPO1	PPO Medical Plan	9/9/1991	1201	KY-Corporate	120105	CORP-Admin & Gen	NONU	EE+S	Non Union	Employee+Spouse
5	KY	Water	4	Bi-weekly	DEV1	Dental/Vision Plan	6/2/2003	1201	KY-Corporate	120105	CORP-Admin & Gen	NONU	EE2F	Non Union	Employee+Family
6	KY	Water	4	Bi-weekly	PPO1	PPO Medical Plan	6/2/2003	1201	KY-Corporate	120105	CORP-Admin & Gen	NONU	EE2F	Non Union	Employee+Family
7	KY	Water	4	Bi-weekly	DEV1	Dental/Vision Plan	10/18/2010	1201	KY-Corporate	120105	CORP-Admin & Gen	NONU	EE	Non Union	Employee Only
8	KY	Water	4	Bi-weekly	PPO1	PPO Medical Plan	10/18/2010	1201	KY-Corporate	120105	CORP-Admin & Gen	NONU	EE	Non Union	Employee Only
9	KY	Water	4	Bi-weekly	DEV1	Dental/Vision Plan	8/31/1987	1201	KY-Corporate	120114	CORP-Engineering	NONU	EE	Non Union	Employee Only
10	KY	Water	4	Bi-weekly	PPO1	PPO Medical Plan	8/31/1987	1201	KY-Corporate	120114	CORP-Engineering	NONU	EE	Non Union	Employee Only
11	KY	Water	4	Bi-weekly	DEV1	Dental/Vision Plan	9/4/1974	1201	KY-Corporate	120114	CORP-Engineering	NONU	EE2F	Non Union	Employee+Family
12	KY	Water	4	Bi-weekly	PPO1	PPO Medical Plan	9/4/1974	1201	KY-Corporate	120114	CORP-Engineering	NONU	EE2F	Non Union	Employee+Family
13	KY	Water	4	Bi-weekly	DEV1	Dental/Vision Plan	7/13/1987	1201	KY-Corporate	120114	CORP-Engineering	NONU	EE+S	Non Union	Employee+Spouse
14	KY	Water	4	Bi-weekly	PPO1	PPO Medical Plan	7/13/1987	1201	KY-Corporate	120114	CORP-Engineering	NONU	EE+S	Non Union	Employee+Spouse
15	KY	Water	4	Bi-weekly	DEV1	Dental/Vision Plan	1/10/2000	1201	KY-Corporate	120114	CORP-Engineering	NONU	EE2F	Non Union	Employee+Family
16	KY	Water	4	Bi-weekly	PPO1	PPO Medical Plan	1/10/2000	1201	KY-Corporate	120114	CORP-Engineering	NONU	EE2F	Non Union	Employee+Family
17	KY	Water	4	Bi-weekly	DEV1	Dental/Vision Plan	10/4/2004	1201	KY-Corporate	120114	CORP-Engineering	NONU	EE2F	Non Union	Employee+Family
18	KY	Water	4	Bi-weekly	PPO1	PPO Medical Plan	10/4/2004	1201	KY-Corporate	120114	CORP-Engineering	NONU	EE2F	Non Union	Employee+Family
19	KY	Water	4	Bi-weekly	DEV1	Dental/Vision Plan	6/26/2006	1201	KY-Corporate	120114	CORP-Engineering	NONU	EE	Non Union	Employee Only
20	KY	Water	4	Bi-weekly	PPO1	PPO Medical Plan	6/26/2006	1201	KY-Corporate	120114	CORP-Engineering	NONU	EE2F	Non Union	Employee+Family
21	KY	Water	4	Bi-weekly	DEV1	Dental/Vision Plan	1/26/2007	1201	KY-Corporate	120114	CORP-Engineering	NONU	EE2F	Non Union	Employee+Family
22	KY	Water	4	Bi-weekly	PPO1	PPO Medical Plan	1/26/2007	1201	KY-Corporate	120114	CORP-Engineering	NONU	EE2F	Non Union	Employee+Family
23	KY	Water	4	Bi-weekly	DEV1	Dental/Vision Plan	7/5/2012	1201	KY-Corporate	120114	CORP-Engineering	NONU	EE	Non Union	Employee Only
24	KY	Water	4	Bi-weekly	PPO1	PPO Medical Plan	7/5/2012	1201	KY-Corporate	120114	CORP-Engineering	NONU	EE	Non Union	Employee Only
25	KY	Water	4	Bi-weekly	DEV1	Dental/Vision Plan	2/12/1997	1201	KY-Corporate	120119	CORP-Risk Mgmt	NONU	EE2F	Non Union	Employee+Family
26	KY	Water	4	Bi-weekly	PPO1	PPO Medical Plan	2/12/1997	1201	KY-Corporate	120119	CORP-Risk Mgmt	NONU	EE2F	Non Union	Employee+Family
27	KY	Water	4	Bi-weekly	DEV1	Dental/Vision Plan	9/25/2006	1201	KY-Corporate	120119	CORP-Risk Mgmt	NONU	EE	Non Union	Employee Only
28	KY	Water	4	Bi-weekly	PPO1	PPO Medical Plan	9/25/2006	1201	KY-Corporate	120119	CORP-Risk Mgmt	NONU	EE	Non Union	Employee Only
29	KY	Water	4	Bi-weekly	DEV1	Dental/Vision Plan	7/31/1998	1201	KY-Corporate	120121	CORP-Com Relations	NONU	EE2F	Non Union	Employee+Family
30	KY	Water	4	Bi-weekly	PPO1	PPO Medical Plan	7/31/1998	1201	KY-Corporate	120121	CORP-Com Relations	NONU	EE2F	Non Union	Employee+Family
31	KY	Water	4	Bi-weekly	DEV1	Dental/Vision Plan	11/2/2009	1201	KY-Corporate	120121	CORP-Com Relations	NONU	EE2F	Non Union	Employee+Family
32	KY	Water	4	Bi-weekly	PPO1	PPO Medical Plan	11/2/2009	1201	KY-Corporate	120121	CORP-Com Relations	NONU	EE2F	Non Union	Employee+Family
33	KY	Water	4	Bi-weekly	DEV1	Dental/Vision Plan	4/25/2011	1201	KY-Corporate	120121	CORP-Com Relations	NONU	EE2F	Non Union	Employee+Family
34	KY	Water	4	Bi-weekly	PPO1	PPO Medical Plan	4/25/2011	1201	KY-Corporate	120121	CORP-Com Relations	NONU	EE2F	Non Union	Employee+Family
35	KY	Water	4	Bi-weekly	PPO3	PPO Medical,Dental/V	11/18/1985	1202	KY-Central	120201	CEN-Production UNIO	UNIO	EE+F	Union	Employee+Family
36	KY	Water	4	Bi-weekly	PPO3	PPO Medical,Dental/V	2/24/1992	1202	KY-Central	120201	CEN-Production UNIO	UNIO	EE+F	Union	Employee+Family
37	KY	Water	4	Bi-weekly	PPO3	PPO Medical,Dental/V	4/26/1982	1202	KY-Central	120201	CEN-Production UNIO	UNIO	EE+F	Union	Employee+Family
38	KY	Water	4	Bi-weekly	PPO3	PPO Medical,Dental/V	10/1/1992	1202	KY-Central	120201	CEN-Production UNIO	UNIO	EE+F	Union	Employee+Family
39	KY	Water	4	Bi-weekly	PPO3	PPO Medical,Dental/V	11/1/1996	1202	KY-Central	120201	CEN-Production UNIO	UNIO	EE	Union	Employee Only
40	KY	Water	4	Bi-weekly	DEV1	Dental/Vision Plan	9/30/1988	1202	KY-Central	120201	CEN-Production NONU	NONU	EE+S	Non Union	Employee+Spouse
41	KY	Water	4	Bi-weekly	PPO1	PPO Medical Plan	9/30/1988	1202	KY-Central	120201	CEN-Production NONU	NONU	EE+S	Non Union	Employee+Spouse
42	KY	Water	4	Bi-weekly	PPO3	PPO Medical,Dental/V	8/12/1991	1202	KY-Central	120201	CEN-Production UNIO	UNIO	EE+F	Union	Employee+Family
43	KY	Water	4	Bi-weekly	PPO3	PPO Medical,Dental/V	3/24/1997	1202	KY-Central	120201	CEN-Production UNIO	UNIO	EE+F	Union	Employee+Family
44	KY	Water	4	Bi-weekly	DEV1	Dental/Vision Plan	12/11/1989	1202	KY-Central	120201	CEN-Production NONU	NONU	EE+C	Non Union	Employee+Child(ren)
45	KY	Water	4	Bi-weekly	PPO1	PPO Medical Plan	12/11/1989	1202	KY-Central	120201	CEN-Production NONU	NONU	EE+C	Non Union	Employee+Child(ren)
46	KY	Water	4	Bi-weekly	DEV1	Dental/Vision Plan	5/4/1987	1202	KY-Central	120201	CEN-Production NONU	NONU	EE	Non Union	Employee Only
47	KY	Water	4	Bi-weekly	PPO1	PPO Medical Plan	5/4/1987	1202	KY-Central	120201	CEN-Production NONU	NONU	EE	Non Union	Employee Only
48	KY	Water	4	Bi-weekly	DEV1	Dental/Vision Plan	11/18/1996	1202	KY-Central	120201	CEN-Production NONU	NONU	EE	Non Union	Employee Only

Kentucky American Water Company  
Group Insurance Medical Plan Active Employees  
As of September 28, 2012  
SAP HR Report HRBEN0073 with layout RRHEALTHGC

Line #	Rg	Water/Was teawater	Per	Period text	Plan	Benefit plan text	Entry	District	District Descrip	Bus Unit	Bus Unit Descrip	Option	Dep.	Option text	Dep.coverage text
49	KY	Water	4	Bi-weekly	PPO1	PPO Medical Plan	11/18/1996	1202	KY-Central	120201	CEN-Production	NONU	EE	Non Union	Employee Only
50	KY	Water	4	Bi-weekly	DEV5	Dental/Vision Only Pla	8/16/1999	1202	KY-Central	120201	CEN-Production	UNIO	EE+F	Union	Employee+Family
51	KY	Water	4	Bi-weekly	PPO3	PPO Medical,Dental/V	3/1/2000	1202	KY-Central	120201	CEN-Production	UNIO	EE+F	Union	Employee+Family
52	KY	Water	4	Bi-weekly	PPO3	PPO Medical,Dental/V	11/30/2000	1202	KY-Central	120201	CEN-Production	UNIO	EE+F	Union	Employee+Family
53	KY	Water	4	Bi-weekly	PPO3	PPO Medical,Dental/V	1/18/2005	1202	KY-Central	120201	CEN-Production	UNIO	EE+F	Union	Employee+Family
54	KY	Water	4	Bi-weekly	DEV1	Dental/Vision Plan	5/2/2005	1202	KY-Central	120201	CEN-Production	NONU	EE2F	Non Union	Employee+Family
55	KY	Water	4	Bi-weekly	PPO1	PPO Medical Plan	5/2/2005	1202	KY-Central	120201	CEN-Production	NONU	EE2F	Non Union	Employee+Family
56	KY	Water	4	Bi-weekly	DEV1	Dental/Vision Plan	6/26/1980	1202	KY-Central	120201	CEN-Production	NONU	EE2F	Non Union	Employee+Family
57	KY	Water	4	Bi-weekly	PPO1	PPO Medical Plan	6/26/1980	1202	KY-Central	120201	CEN-Production	NONU	EE2F	Non Union	Employee+Family
58	KY	Water	4	Bi-weekly	PPO3	PPO Medical,Dental/V	10/2/2006	1202	KY-Central	120201	CEN-Production	UNIO	EE	Union	Employee Only
59	KY	Water	4	Bi-weekly	PPO3	PPO Medical,Dental/V	5/14/2007	1202	KY-Central	120201	CEN-Production	UNIO	EE	Union	Employee Only
60	KY	Water	4	Bi-weekly	DEV1	Dental/Vision Plan	12/8/2008	1202	KY-Central	120201	CEN-Production	NONU	EE	Non Union	Employee Only
61	KY	Water	4	Bi-weekly	PPO1	PPO Medical Plan	12/8/2008	1202	KY-Central	120201	CEN-Production	NONU	EE	Non Union	Employee Only
62	KY	Water	4	Bi-weekly	PPO3	PPO Medical,Dental/V	2/22/2010	1202	KY-Central	120201	CEN-Production	UNIO	EE+F	Union	Employee+Family
63	KY	Water	4	Bi-weekly	PPO3	PPO Medical,Dental/V	3/8/2010	1202	KY-Central	120201	CEN-Production	UNIO	EE	Union	Employee Only
64	KY	Water	4	Bi-weekly	DEV1	Dental/Vision Plan	3/22/2010	1202	KY-Central	120201	CEN-Production	NONU	EE+S	Non Union	Employee+Spouse
65	KY	Water	4	Bi-weekly	PPO1	PPO Medical Plan	3/22/2010	1202	KY-Central	120201	CEN-Production	NONU	EE+S	Non Union	Employee+Spouse
66	KY	Water	4	Bi-weekly	DEV1	Dental/Vision Plan	9/20/2010	1202	KY-Central	120201	CEN-Production	NONU	EE2F	Non Union	Employee+Family
67	KY	Water	4	Bi-weekly	PPO1	PPO Medical Plan	9/20/2010	1202	KY-Central	120201	CEN-Production	NONU	EE2F	Non Union	Employee+Family
68	KY	Water	4	Bi-weekly	PPO3	PPO Medical,Dental/V	2/7/2011	1202	KY-Central	120201	CEN-Production	UNIO	EE+F	Union	Employee+Family
69	KY	Water	4	Bi-weekly	DEV1	Dental/Vision Plan	8/29/2011	1202	KY-Central	120201	CEN-Production	NONU	EE+S	Non Union	Employee+Spouse
70	KY	Water	4	Bi-weekly	PPO1	PPO Medical Plan	8/29/2011	1202	KY-Central	120201	CEN-Production	NONU	EE+S	Non Union	Employee+Spouse
71	KY	Water	4	Bi-weekly	PPO3	PPO Medical,Dental/V	1/17/2011	1202	KY-Central	120201	CEN-Production	UNIO	EE	Union	Employee Only
72	KY	Water	4	Bi-weekly	PPO3	PPO Medical,Dental/V	1/14/2011	1202	KY-Central	120201	CEN-Production	UNIO	EE	Union	Employee Only
73	KY	Water	4	Bi-weekly	DEV1	Dental/Vision Plan	7/5/2012	1202	KY-Central	120201	CEN-Production	NONU	EE+S	Non Union	Employee+Spouse
74	KY	Water	4	Bi-weekly	PPO3	PPO Medical,Dental/V	9/23/1988	1202	KY-Central	120206	CEN-Field Services	UNIO	EE+F	Union	Employee+Family
75	KY	Water	4	Bi-weekly	PPO3	PPO Medical,Dental/V	5/26/1992	1202	KY-Central	120206	CEN-Field Services	UNIO	EE+F	Union	Employee+Family
76	KY	Water	4	Bi-weekly	PPO3	PPO Medical,Dental/V	3/17/1992	1202	KY-Central	120206	CEN-Field Services	UNIO	EE+F	Union	Employee+Family
77	KY	Water	4	Bi-weekly	PPO3	PPO Medical,Dental/V	1/27/1992	1202	KY-Central	120206	CEN-Field Services	UNIO	EE+F	Union	Employee+Family
78	KY	Water	4	Bi-weekly	PPO3	PPO Medical,Dental/V	6/16/1997	1202	KY-Central	120206	CEN-Field Services	UNIO	EE+F	Union	Employee+Family
79	KY	Water	4	Bi-weekly	PPO3	PPO Medical,Dental/V	3/1/1983	1202	KY-Central	120206	CEN-Field Services	UNIO	EE	Union	Employee Only
80	KY	Water	4	Bi-weekly	PPO3	PPO Medical,Dental/V	10/17/1983	1202	KY-Central	120206	CEN-Field Services	UNIO	EE	Union	Employee Only
81	KY	Water	4	Bi-weekly	PPO3	PPO Medical,Dental/V	9/10/1984	1202	KY-Central	120206	CEN-Field Services	UNIO	EE+F	Union	Employee+Family
82	KY	Water	4	Bi-weekly	PPO3	PPO Medical,Dental/V	11/14/1983	1202	KY-Central	120206	CEN-Field Services	UNIO	EE	Union	Employee Only
83	KY	Water	4	Bi-weekly	DEV1	Dental/Vision Plan	1/15/1979	1202	KY-Central	120206	CEN-Field Services	UNIO	EE+F	Union	Employee+Family
84	KY	Water	4	Bi-weekly	PPO1	PPO Medical Plan	1/15/1979	1202	KY-Central	120206	CEN-Field Services	NONU	EE2F	Non Union	Employee+Family
85	KY	Water	4	Bi-weekly	PPO3	PPO Medical,Dental/V	6/4/1984	1202	KY-Central	120206	CEN-Field Services	UNIO	EE2F	Non Union	Employee+Family
86	KY	Water	4	Bi-weekly	DEV1	Dental/Vision Plan	12/16/1996	1202	KY-Central	120206	CEN-Field Services	NONU	EE2F	Non Union	Employee+Family
87	KY	Water	4	Bi-weekly	PPO1	PPO Medical Plan	12/16/1996	1202	KY-Central	120206	CEN-Field Services	UNIO	EE+F	Union	Employee+Family
88	KY	Water	4	Bi-weekly	PPO3	PPO Medical,Dental/V	1/2/1975	1202	KY-Central	120206	CEN-Field Services	NONU	EE+C	Non Union	Employee+Child(ren)
89	KY	Water	4	Bi-weekly	DEV1	Dental/Vision Plan	11/22/1993	1202	KY-Central	120206	CEN-Field Services	NONU	EE+C	Non Union	Employee+Child(ren)
90	KY	Water	4	Bi-weekly	PPO1	PPO Medical Plan	11/22/1993	1202	KY-Central	120206	CEN-Field Services	UNIO	EE+F	Union	Employee+Family
91	KY	Water	4	Bi-weekly	DEV1	Dental/Vision Plan	6/1/1998	1202	KY-Central	120206	CEN-Field Services	NONU	EE2F	Non Union	Employee+Family
92	KY	Water	4	Bi-weekly	PPO1	PPO Medical Plan	6/1/1998	1202	KY-Central	120206	CEN-Field Services	NONU	EE2F	Non Union	Employee+Family
93	KY	Water	4	Bi-weekly	PPO3	PPO Medical,Dental/V	11/21/1977	1202	KY-Central	120206	CEN-Field Services	UNIO	EE+F	Union	Employee+Family
94	KY	Water	4	Bi-weekly	DEV1	Dental/Vision Plan	3/10/1997	1202	KY-Central	120206	CEN-Field Services	NONU	EE2F	Non Union	Employee+Family
95	KY	Water	4	Bi-weekly	PPO1	PPO Medical Plan	3/10/1997	1202	KY-Central	120206	CEN-Field Services	NONU	EE2F	Non Union	Employee+Family
96	KY	Water	4	Bi-weekly	DEV1	Dental/Vision Plan	5/31/1979	1202	KY-Central	120206	CEN-Field Services	NONU	EE	Non Union	Employee Only

Kentucky American Water Company  
 Group Insurance Medical Plan Active Employees  
 As of September 28, 2012  
 SAP HR Report HRBEN0073 with layout RRHEALTHGC

Line #	Rg	Water/Was teawater	Per	Period text	Plan	Benefit plan text	Entry	District	District Descrip	Bus Unit	Bus Unit Descrip	Option	Dep.	Option text	Dep.coverage text
97	KY	Water	4	Bi-weekly	PPO1	PPO Medical Plan	5/31/1979	1202	KY-Central	120206	CEN-Field Services	NONU	EE	Non Union	Employee Only
98	KY	Water	4	Bi-weekly	PPO3	PPO Medical,Dental/V	2/11/1997	1202	KY-Central	120206	CEN-Field Services	UNIO	EE+F	Union	Employee+Family
99	KY	Water	4	Bi-weekly	DEV1	Dental/Vision Plan	5/22/1985	1202	KY-Central	120206	CEN-Field Services	NONU	EE+S	Non Union	Employee+Spouse
100	KY	Water	4	Bi-weekly	PPO1	PPO Medical Plan	5/22/1985	1202	KY-Central	120206	CEN-Field Services	NONU	EE+S	Non Union	Employee+Spouse
101	KY	Water	4	Bi-weekly	PPO3	PPO Medical,Dental/V	5/28/1985	1202	KY-Central	120206	CEN-Field Services	UNIO	EE+F	Non Union	Employee+Family
102	KY	Water	4	Bi-weekly	PPO3	PPO Medical,Dental/V	5/7/1973	1202	KY-Central	120206	CEN-Field Services	UNIO	EE+F	Union	Employee+Family
103	KY	Water	4	Bi-weekly	PPO3	PPO Medical,Dental/V	6/14/1996	1202	KY-Central	120206	CEN-Field Services	UNIO	EE+F	Union	Employee+Family
104	KY	Water	4	Bi-weekly	PPO3	PPO Medical,Dental/V	11/1/1999	1202	KY-Central	120206	CEN-Field Services	UNIO	EE	Union	Employee Only
105	KY	Water	4	Bi-weekly	PPO3	PPO Medical,Dental/V	2/25/2000	1202	KY-Central	120206	CEN-Field Services	UNIO	EE+F	Union	Employee+Family
106	KY	Water	4	Bi-weekly	PPO3	PPO Medical,Dental/V	11/28/2000	1202	KY-Central	120206	CEN-Field Services	UNIO	EE+F	Union	Employee+Family
107	KY	Water	4	Bi-weekly	PPO3	PPO Medical,Dental/V	11/29/2000	1202	KY-Central	120206	CEN-Field Services	UNIO	EE+F	Union	Employee+Family
108	KY	Water	4	Bi-weekly	PPO3	PPO Medical,Dental/V	2/10/2003	1202	KY-Central	120206	CEN-Field Services	UNIO	EE+F	Union	Employee+Family
109	KY	Water	4	Bi-weekly	PPO3	PPO Medical,Dental/V	7/19/2004	1202	KY-Central	120206	CEN-Field Services	UNIO	EE	Union	Employee Only
110	KY	Water	4	Bi-weekly	PPO3	PPO Medical,Dental/V	11/1/2004	1202	KY-Central	120206	CEN-Field Services	UNIO	EE+F	Union	Employee+Family
111	KY	Water	4	Bi-weekly	PPO3	PPO Medical,Dental/V	2/14/2005	1202	KY-Central	120206	CEN-Field Services	UNIO	EE+F	Union	Employee+Family
112	KY	Water	4	Bi-weekly	PPO3	PPO Medical,Dental/V	3/14/2005	1202	KY-Central	120206	CEN-Field Services	UNIO	EE+F	Union	Employee+Family
113	KY	Water	4	Bi-weekly	PPO3	PPO Medical,Dental/V	1/16/2006	1202	KY-Central	120206	CEN-Field Services	UNIO	EE+F	Union	Employee+Family
114	KY	Water	4	Bi-weekly	PPO3	PPO Medical,Dental/V	3/6/2006	1202	KY-Central	120206	CEN-Field Services	UNIO	EE+F	Union	Employee+Family
115	KY	Water	4	Bi-weekly	PPO3	PPO Medical,Dental/V	3/27/2006	1202	KY-Central	120206	CEN-Field Services	UNIO	EE+F	Union	Employee+Family
116	KY	Water	4	Bi-weekly	PPO3	PPO Medical,Dental/V	3/28/2006	1202	KY-Central	120206	CEN-Field Services	UNIO	EE+F	Union	Employee+Family
117	KY	Water	4	Bi-weekly	PPO3	PPO Medical,Dental/V	4/10/2006	1202	KY-Central	120206	CEN-Field Services	UNIO	EE+F	Union	Employee+Family
118	KY	Water	4	Bi-weekly	PPO3	PPO Medical,Dental/V	1/1/2007	1202	KY-Central	120206	CEN-Field Services	UNIO	EE	Union	Employee Only
119	KY	Water	4	Bi-weekly	PPO3	PPO Medical,Dental/V	1/29/2007	1202	KY-Central	120206	CEN-Field Services	UNIO	EE+F	Union	Employee+Family
120	KY	Water	4	Bi-weekly	PPO3	PPO Medical,Dental/V	1/30/2007	1202	KY-Central	120206	CEN-Field Services	UNIO	EE+F	Union	Employee+Family
121	KY	Water	4	Bi-weekly	DEV1	Dental/Vision Plan	4/23/2007	1202	KY-Central	120206	CEN-Field Services	UNIO	EE	Union	Employee Only
122	KY	Water	4	Bi-weekly	PPO1	PPO Medical Plan	4/23/2007	1202	KY-Central	120206	CEN-Field Services	NONU	EE2F	Non Union	Employee+Family
123	KY	Water	4	Bi-weekly	PPO3	PPO Medical,Dental/V	12/17/2007	1202	KY-Central	120206	CEN-Field Services	UNIO	EE	Union	Employee Only
124	KY	Water	4	Bi-weekly	PPO3	PPO Medical,Dental/V	3/24/2008	1202	KY-Central	120206	CEN-Field Services	UNIO	EE+F	Union	Employee+Family
125	KY	Water	4	Bi-weekly	PPO3	PPO Medical,Dental/V	10/22/2008	1202	KY-Central	120206	CEN-Field Services	UNIO	EE2F	Non Union	Employee+Family
126	KY	Water	4	Bi-weekly	PPO3	PPO Medical,Dental/V	10/20/2008	1202	KY-Central	120206	CEN-Field Services	UNIO	EE2F	Non Union	Employee+Family
127	KY	Water	4	Bi-weekly	PPO3	PPO Medical,Dental/V	12/29/2008	1202	KY-Central	120206	CEN-Field Services	UNIO	EE+F	Union	Employee+Family
128	KY	Water	4	Bi-weekly	DEV1	Dental/Vision Plan	6/15/2009	1202	KY-Central	120206	CEN-Field Services	NONU	EE2F	Non Union	Employee+Family
129	KY	Water	4	Bi-weekly	PPO1	PPO Medical Plan	6/15/2009	1202	KY-Central	120206	CEN-Field Services	NONU	EE2F	Non Union	Employee+Family
130	KY	Water	4	Bi-weekly	DEV1	Dental/Vision Plan	6/29/2009	1202	KY-Central	120206	CEN-Field Services	NONU	EE2F	Non Union	Employee+Family
131	KY	Water	4	Bi-weekly	PPO1	PPO Medical Plan	6/29/2009	1202	KY-Central	120206	CEN-Field Services	NONU	EE2F	Non Union	Employee+Family
132	KY	Water	4	Bi-weekly	DEV1	Dental/Vision Plan	7/6/2009	1202	KY-Central	120206	CEN-Field Services	NONU	EE+S	Non Union	Employee+Spouse
133	KY	Water	4	Bi-weekly	PPO1	PPO Medical Plan	7/6/2009	1202	KY-Central	120206	CEN-Field Services	NONU	EE+S	Non Union	Employee+Spouse
134	KY	Water	4	Bi-weekly	DEV1	Dental/Vision Plan	7/16/2009	1202	KY-Central	120206	CEN-Field Services	NONU	EE2F	Non Union	Employee+Family
135	KY	Water	4	Bi-weekly	PPO1	PPO Medical Plan	7/16/2009	1202	KY-Central	120206	CEN-Field Services	NONU	EE2F	Non Union	Employee+Family
136	KY	Water	4	Bi-weekly	DEV1	Dental/Vision Plan	7/20/2009	1202	KY-Central	120206	CEN-Field Services	NONU	EE2F	Non Union	Employee+Family
137	KY	Water	4	Bi-weekly	PPO1	PPO Medical Plan	7/20/2009	1202	KY-Central	120206	CEN-Field Services	NONU	EE2F	Non Union	Employee+Family
138	KY	Water	4	Bi-weekly	PPO3	PPO Medical,Dental/V	4/7/2010	1202	KY-Central	120206	CEN-Field Services	UNIO	EE+F	Union	Employee+Family
139	KY	Water	4	Bi-weekly	PPO3	PPO Medical,Dental/V	4/26/2010	1202	KY-Central	120206	CEN-Field Services	UNIO	EE	Non Union	Employee Only
140	KY	Water	4	Bi-weekly	DEV1	Dental/Vision Plan	4/26/2010	1202	KY-Central	120206	CEN-Field Services	NONU	EE	Non Union	Employee Only
141	KY	Water	4	Bi-weekly	PPO1	PPO Medical Plan	4/26/2010	1202	KY-Central	120206	CEN-Field Services	UNIO	EE+F	Union	Employee+Family
142	KY	Water	4	Bi-weekly	PPO3	PPO Medical,Dental/V	6/7/2010	1202	KY-Central	120206	CEN-Field Services	UNIO	EE+F	Union	Employee+Family
143	KY	Water	4	Bi-weekly	PPO3	PPO Medical,Dental/V	9/13/2010	1202	KY-Central	120206	CEN-Field Services	UNIO	EE+F	Union	Employee+Family
144	KY	Water	4	Bi-weekly	PPO3	PPO Medical,Dental/V	11/1/2010	1202	KY-Central	120206	CEN-Field Services	UNIO	EE	Union	Employee Only

Kentucky American Water Company  
 Group Insurance Medical Plan Active Employees  
 As of September 28, 2012  
 SAP HR Report HRBEN0073 with layout RRHEALTHGC

Line #	Rg	Water/Was teawater	Per	Period text	Plan	Benefit plan text	Entry	District	District Descrip	Bus Unit	Bus Unit Descrip	Option	Dep.	Option text	Dep.coverage text
145	KY	Water	4	Bi-weekly	PPO3	PPO Medical/Dental/V	5/16/2011	1202	KY-Central	120206	CEN-Field Services	UNIO	EE+F	Union	Employee+Family
146	KY	Water	4	Bi-weekly	PPO3	PPO Medical/Dental/V	8/15/2011	1202	KY-Central	120206	CEN-Field Services	UNIO	EE+F	Union	Employee+Family
147	KY	Water	4	Bi-weekly	DEV1	Dental/Vision Plan	4/8/1996	1202	KY-Central	120217	CEN-Water Quality	NONU	EE	Non Union	Employee Only
148	KY	Water	4	Bi-weekly	PPO1	PPO Medical Plan	4/8/1996	1202	KY-Central	120217	CEN-Water Quality	NONU	EE	Non Union	Employee Only
149	KY	Water	4	Bi-weekly	DEV1	Dental/Vision Plan	5/18/1976	1202	KY-Central	120217	CEN-Water Quality	NONU	EE	Non Union	Employee Only
150	KY	Water	4	Bi-weekly	PPO1	PPO Medical Plan	5/18/1976	1202	KY-Central	120217	CEN-Water Quality	NONU	EE	Non Union	Employee Only
151	KY	Water	4	Bi-weekly	DEV1	Dental/Vision Plan	11/8/1999	1202	KY-Central	120217	CEN-Water Quality	NONU	EE2F	Non Union	Employee+Family
152	KY	Water	4	Bi-weekly	PPO1	PPO Medical Plan	11/8/1999	1202	KY-Central	120217	CEN-Water Quality	NONU	EE2F	Non Union	Employee+Family
153	KY	Water	4	Bi-weekly	DEV1	Dental/Vision Plan	4/30/2012	1202	KY-Central	120217	CEN-Water Quality	NONU	EE	Non Union	Employee Only
154	KY	Water	4	Bi-weekly	PPO1	PPO Medical Plan	4/30/2012	1202	KY-Central	120217	CEN-Water Quality	NONU	EE	Non Union	Employee Only
155	KY	Water	4	Bi-weekly	DEV1	Dental/Vision Plan	5/9/1975	1230	KY-North	123001	NOR-Production	NONU	EE	Non Union	Employee Only
156	KY	Water	4	Bi-weekly	PPO1	PPO Medical Plan	5/9/1975	1230	KY-North	123001	NOR-Production	NONU	EE	Non Union	Employee Only
157	KY	Water	4	Bi-weekly	DEV1	Dental/Vision Plan	4/18/1979	1230	KY-North	123001	NOR-Production	NONU	EE2F	Non Union	Employee+Family
158	KY	Water	4	Bi-weekly	PPO1	PPO Medical Plan	4/18/1979	1230	KY-North	123001	NOR-Production	NONU	EE2F	Non Union	Employee+Family
159	KY	Water	4	Bi-weekly	DEV1	Dental/Vision Plan	11/10/2008	1230	KY-North	123001	NOR-Production	NONU	EE2F	Non Union	Employee+Family
160	KY	Water	4	Bi-weekly	PPO1	PPO Medical Plan	11/10/2008	1230	KY-North	123001	NOR-Production	NONU	EE2F	Non Union	Employee+Family
161	KY	Water	4	Bi-weekly	DEV1	Dental/Vision Plan	5/25/2010	1230	KY-North	123001	NOR-Production	NONU	EE+S	Non Union	Employee+Spouse
162	KY	Water	4	Bi-weekly	PPO1	PPO Medical Plan	5/25/2010	1230	KY-North	123001	NOR-Production	NONU	EE+S	Non Union	Employee+Spouse
163	KY	Water	4	Bi-weekly	DEV1	Dental/Vision Plan	11/25/1996	1230	KY-North	123005	NOR-Admin & Gen	NONU	EE2F	Non Union	Employee+Family
164	KY	Water	4	Bi-weekly	PPO1	PPO Medical Plan	11/25/1996	1230	KY-North	123005	NOR-Admin & Gen	NONU	EE2F	Non Union	Employee+Family
165	KY	Water	4	Bi-weekly	DEV1	Dental/Vision Plan	4/1/1999	1230	KY-North	123005	NOR-Admin & Gen	NONU	EE+C	Non Union	Employee+Child(ren)
166	KY	Water	4	Bi-weekly	PPO1	PPO Medical Plan	4/1/1999	1230	KY-North	123005	NOR-Admin & Gen	NONU	EE	Non Union	Employee Only
167	KY	Water	4	Bi-weekly	DEV1	Dental/Vision Plan	4/24/2006	1230	KY-North	123005	NOR-Admin & Gen	NONU	EE2F	Non Union	Employee+Family
168	KY	Water	4	Bi-weekly	PPO1	PPO Medical Plan	4/24/2006	1230	KY-North	123005	NOR-Admin & Gen	NONU	EE2F	Non Union	Employee+Family
169	KY	Water	4	Bi-weekly	DEV1	Dental/Vision Plan	10/30/1989	1230	KY-North	123006	NOR-Field Services	NONU	EE+S	Non Union	Employee+Spouse
170	KY	Water	4	Bi-weekly	PPO1	PPO Medical Plan	10/30/1989	1230	KY-North	123006	NOR-Field Services	NONU	EE+S	Non Union	Employee+Spouse
171	KY	Water	4	Bi-weekly	DEV1	Dental/Vision Plan	8/24/1998	1230	KY-North	123006	NOR-Field Services	NONU	EE2F	Non Union	Employee+Family
172	KY	Water	4	Bi-weekly	PPO1	PPO Medical Plan	8/24/1998	1230	KY-North	123006	NOR-Field Services	NONU	EE2F	Non Union	Employee+Family
173	KY	Water	4	Bi-weekly	DEV1	Dental/Vision Plan	9/12/2011	1230	KY-North	123006	NOR-Field Services	NONU	EE2F	Non Union	Employee+Family
174	KY	Water	4	Bi-weekly	PPO1	PPO Medical Plan	9/12/2011	1230	KY-North	123006	NOR-Field Services	NONU	EE2F	Non Union	Employee+Family
175	KY	Water	4	Bi-weekly	DEV1	Dental/Vision Plan	12/5/2011	1230	KY-North	123006	NOR-Field Services	NONU	EE2F	Non Union	Employee+Family
176	KY	Water	4	Bi-weekly	PPO1	PPO Medical Plan	12/5/2011	1230	KY-North	123006	NOR-Field Services	NONU	EE2F	Non Union	Employee+Family
177	KY	Water	4	Bi-weekly	DEV1	Dental/Vision Plan	1/20/2005	1202	KY-Central	120201	CEN-Production	NONU	EE	Non Union	Employee Only
178	KY	Water	4	Bi-weekly	PPO1	PPO Medical Plan	1/20/2005	1202	KY-Central	120201	CEN-Production	NONU	EE2F	Non Union	Employee+Family
179	KY	Water	4	Bi-weekly	DEV1	Dental/Vision Plan	7/24/1985	1233	KY-Owenton WW	123301	OWNWW-Treatment	NONU	EE2F	Non Union	Employee+Family
180	KY	Water	4	Bi-weekly	PPO1	PPO Medical Plan	7/24/1985	1233	KY-Owenton WW	123301	OWNWW-Treatment	NONU	EE2F	Non Union	Employee+Family
181	KY	Water	4	Bi-weekly	DEV1	Dental/Vision Plan	8/11/2008	1202	KY-Central	120201	CEN-Production	NONU	EE2F	Non Union	Employee+Family
182	KY	Water	4	Bi-weekly	PPO1	PPO Medical Plan	8/11/2008	1202	KY-Central	120201	CEN-Production	NONU	EE2F	Non Union	Employee+Family
183	KY	Water	4	Bi-weekly	DEV1	Dental/Vision Plan	5/18/2009	1202	KY-Central	120201	CEN-Production	NONU	EE+S	Non Union	Employee+Spouse
184	KY	Water	4	Bi-weekly	PPO1	PPO Medical Plan	5/18/2009	1202	KY-Central	120201	CEN-Production	NONU	EE+S	Non Union	Employee+Spouse

FORM 392 -Current Month -  
Revision date: 01/2012

Exhibits\Expense\Labor and Labor Related.xlsx\KY Form392  
W/P - 3-1a

**HORIZON BLUECROSS/BLUESHIELD  
GROUP INSURANCE PREMIUM STATEMENT  
(Rates effective January 1, 2012)**

**COMPANY:** Kentucky American Water Co.  
**MONTH OF:** July, 2012

Jan 2012- Sep-13 Inflation	Jan 2013- Sep 2013 Premium	Oct. 2013 Oct-14 Inflation	Oct. 2014 Nov-14 Premium
----------------------------------	----------------------------------	----------------------------------	--------------------------------

Insurance/Employees:		Rate	Premium
<b>ACTIVE EMPLOYEES</b>			
<b>LIVES</b>	<b>LIFE INSURANCE:</b>		
62	5,483,000	1 Life - Basic (Non Bargaining)	\$0.168 per \$1,000 \$921.14
66	4,031,000	2 Life - Basic (Bargaining)	\$0.168 per \$1,000 677.21
66	660,000	3 A. D. & D. (\$10,000 cov. per employee)	\$0.020 per \$1,000 13.20
62	5,483,000	4 A. D. & D. (Non Bargaining)	\$0.020 per \$1,000 109.66
4	366,558	5 Life - Voluntary Under 30	\$0.066 per \$1,000 24.19
7	845,849	6 Life - Voluntary 30-34	\$0.088 per \$1,000 74.43
8	836,278	7 Life - Voluntary 35-39	\$0.110 per \$1,000 91.99
9	1,124,776	8 Life - Voluntary 40-44	\$0.132 per \$1,000 148.47
13	1,711,286	9 Life - Voluntary 45-49	\$0.210 per \$1,000 359.37
13	1,842,668	10 Life - Voluntary 50-54	\$0.353 per \$1,000 650.46
7	1,156,328	11 Life - Voluntary 55-59	\$0.651 per \$1,000 752.77
2	98,259	12 Life - Voluntary 60-64	\$0.827 per \$1,000 81.26
0	0	13 Life - Voluntary 65-69	\$1.511 per \$1,000 0.00
0	0	14 Life - Voluntary 70 and over	\$2.437 per \$1,000 0.00
		15 0	\$0.000 per \$1,000 0.00
62	1,240,000	15 Life - Dependent Spouse	\$0.250 per \$1,000 310.00
43	750,000	16 Life - Dependent Children	\$1.200 per Family 51.60
0	0	17 Life - Supplemental	\$0.313 per \$1,000 0.00
0	0	18 Life - Optional	\$0.313 per \$1,000 0.00

0.0000%	\$0.168	8.0%	\$ 0.181
0.0000%	\$0.168	8.0%	\$ 0.181
0.0000%	\$0.020	8.0%	\$ 0.022
0.0000%	\$0.020	8.0%	\$ 0.022

DISABILITY:			
184,681	19	Long Term Disability (non union only)	\$0.400 per \$100 738.72
144	20	Short-term Managed Disability	\$2.25 per EMPLOYEE 324.00
0	21	A. & S.-Coverage for New Jersey only	\$0.352 per \$10 0.00

0.0000%	\$0.400	8.0%	\$ 0.432
0.0000%	\$2.250	8.0%	\$ 2.430

MEDICAL, DENTAL & PRESCRIPTION COVERAGE:			
11	22	Employees w/Single Coverage(Union)	\$540.00 5,940.00
0	23	Employee and Spouse Coverage(Union)	\$0.00 0.00
0	24	Employee and Children(Union)	\$0.00 0.00
54	25	Employee and Family(Union)	\$1,384.00 74,736.00
0	26	Employees with Single Dental coverage only(Union)	\$30.00 0.00
0	27	Employee and Spouse Coverage Dental(Union)	\$0.00 0.00
0	28	Employee and Children - Dental(Union)	\$0.00 0.00
1	29	Employee and Family Dental(Union)	\$75.00 75.00
15	30	Employees w/Single Coverage(Non-Union)	\$511.00 7,665.00
10	31	Employee and Spouse Coverage(Non-Union)	\$1,124.00 11,240.00
3	32	Employee and Children(Non-Union)	\$1,175.00 3,525.00
32	33	Employee and Family(Non-Union)	\$1,431.00 45,792.00
13	34	Employees with Single Dental Coverage only(Non-Union)	\$31.00 403.00
10	35	Employee and Spouse Coverage Dental(Non-Union)	\$70.00 700.00
3	36	Employee and Children - Dental(Non-Union)	\$73.00 219.00
34	37	Employee and Family Dental(Non-Union)	\$89.00 3,026.00

Actives' subtotal: \$158,649.47

CONTINUATION OF COVERAGE

MEDICAL, DENTAL & PRESCRIPTION COVERAGE:			
0	42	Single-Union	\$567.00 0.00
0	43	Family (2 or more individuals)-Union	\$1,452.00 0.00
	28	Under age 65 dependent (1) of a deceased retiree	\$0.00 0.00
	29	Under age 65 dependents (>1) of a deceased retiree	\$0.00 0.00
	30	*Medicare supplement, in Comprehensive Plan	\$0.00 0.00
0	44	Single Dental coverage only-Union	\$31.00 0.00
0	45	Family with Dependent Dental coverage only-Union	\$79.00 0.00
0	46	Employee-Non-Union	\$536.00 0.00
0	47	Employee/Spouse (2 or more individuals)-Non-Union	\$1,180.00 0.00
0	48	Employee/Children-Non-Union	\$1,233.00 0.00
2	49	Employee/Family-Non-Union	\$1,502.00 3,004.00
0	50	Employee-Non-Union(Dental Only)	\$33.00 0.00
0	51	Employee/Spouse Non-Union(Dental Only)	\$73.00 0.00
0	52	Employee/Children-Non-Union (Dental Only)	\$77.00 0.00
0	53	Employee/Family-Non-Union(Dental Only)	\$93.00 0.00

Continuation of Coverage Subtotal: \$3,004.00

Total Premiums for Current Month: \$161,653.47



FORM 392 - Adjustments -  
Revision date: 01/2012

**HORIZON BLUECROSS/BLUESHIELD  
GROUP INSURANCE PREMIUM STATEMENT  
(Rates effective January 1, 2012)**

COMPANY: Kentucky American Water Co.  
MONTH OF: July, 2012

Insurance/Employees:	Rate	Premium
----------------------	------	---------

ACTIVE EMPLOYEES

LIVES	LIFE INSURANCE:				
		1 Life - Basic (Non Bargaining)	\$0.168 per	\$1,000	\$0.00
		2 Life - Basic (Bargaining)	\$0.168 per	\$1,000	0.00
		3 A. D. & D. (\$10,000 cov. per employee)	\$0.020 per	\$1,000	0.00
		4 A. D. & D. (Non Bargaining)	\$0.020 per	\$1,000	0.00
		5 Life - Voluntary Under 30	\$0.066 per	\$1,000	0.00
		6 Life - Voluntary 30-34	\$0.088 per	\$1,000	0.00
		7 Life - Voluntary 35-39	\$0.110 per	\$1,000	0.00
		8 Life - Voluntary 40-44	\$0.132 per	\$1,000	0.00
		9 Life - Voluntary 45-49	\$0.210 per	\$1,000	0.00
		10 Life - Voluntary 50-54	\$0.353 per	\$1,000	0.00
		11 Life - Voluntary 55-59	\$0.651 per	\$1,000	0.00
		12 Life - Voluntary 60-64	\$0.827 per	\$1,000	0.00
		13 Life - Voluntary 65-69	\$1.511 per	\$1,000	0.00
		14 Life - Voluntary 70 and over	\$2.437 per	\$1,000	0.00
		15 0	\$0.000 per	\$1,000	0.00
		15 Life - Dependent Spouse	\$0.250 per	\$1,000	0.00
		16 Life - Dependent Children	\$1.200 per	Family	0.00
		17 Life - Supplemental	\$0.313 per	\$1,000	0.00
		18 Life - Optional	\$0.313 per	\$1,000	0.00

DISABILITY:					
		19 Long Term Disability (non union only)	\$0.400 per	\$100	0.00
		20 Short-term Managed Disability	\$2.25 per EMPLOYEE		0.00
		21 A.& S.-Coverage for New Jersey only	\$0.352 per	\$10	0.00

MEDICAL, DENTAL & PRESCRIPTION COVERAGE:					
		22 Employees w/Single Coverage(Union)		\$540.00	0.00
		23 Employee and Spouse Coverage(Union)		\$0.00	0.00
		24 Employee and Children(Union)		\$0.00	0.00
		25 Employee and Family(Union)		\$1,384.00	0.00
		26 Employees with Single Dental coverage only(Union)		\$30.00	0.00
		27 Employee and Spouse Coverage Dental(Union)		\$0.00	0.00
		28 Employee and Children - Dental(Union)		\$0.00	0.00
		29 Employee and Family Dental(Union)		\$75.00	0.00
		30 Employees w/Single Coverage(Non-Union)		\$511.00	0.00
		31 Employee and Spouse Coverage(Non-Union)		\$1,124.00	0.00
		32 Employee and Children(Non-Union)		\$1,175.00	0.00
		33 Employee and Family(Non-Union)		\$1,431.00	0.00
		34 Employees with Single Dental Coverage only(Non-Union)		\$31.00	0.00
		35 Employee and Spouse Coverage Dental(Non-Union)		\$70.00	0.00
		36 Employee and Children - Dental(Non-Union)		\$73.00	0.00
		37 Employee and Family Dental(Non-Union)		\$89.00	0.00

Actives' subtotal: \$0.00

CONTINUATION OF COVERAGE

MEDICAL, DENTAL & PRESCRIPTION COVERAGE:					
		42 Single-Union		\$567.00	0.00
		43 Family (2 or more individuals)-Union		\$1,452.00	0.00
		28 Under age 65 dependent (1) of a deceased retiree		\$0.00	0.00
		29 Under age 65 dependents (>1) of a deceased retiree		\$0.00	0.00
		30 *Medicare supplement, in Comprehensive Plan		\$0.00	0.00
		44 Single Dental coverage only-Union		\$31.00	0.00
		45 Family with Dependent Dental coverage only-Union		\$79.00	0.00
		46 Employee-Non-Union		\$536.00	0.00
		47 Employee/Spouse (2 or more individuals)-Non-Union		\$1,180.00	0.00
		48 Employee/Children-Non-Union		\$1,233.00	0.00
		49 Employee/Family-Non-Union		\$1,502.00	0.00
		50 Employee-Non-Union(Dental Only)		\$33.00	0.00
		51 Employee/Spouse Non-Union(Dental Only)		\$73.00	0.00
		52 Employee/Children-Non-Union (Dental Only)		\$77.00	0.00
		53 Employee/Family-Non-Union(Dental Only)		\$93.00	0.00

Continuation of Coverage Subtotal: \$0.00

Total expense adjustment: 0.00

FORM 392 - TOTAL  
Revision date: 01/2012

**HORIZON BLUECROSS/BLUESHIELD  
GROUP INSURANCE PREMIUM STATEMENT  
(Rates effective January 1, 2012)**

COMPANY: Kentucky American Water Co.  
MONTH OF: July, 2012

Insurance/Employees:	Rate	Premium
----------------------	------	---------

ACTIVE EMPLOYEES

LIVES	LIFE INSURANCE:						
62	5,483,000	1	Life - Basic (Non Bargaining)	\$0.168	per	\$1,000	\$921.14
66	4,031,000	2	Life - Basic (Bargaining)	\$0.168	per	\$1,000	677.21
66	660,000	3	A. D. & D. (\$10,000 cov. per employee)	\$0.020	per	\$1,000	13.20
62	5,483,000	4	A. D. & D. (Non Bargaining)	\$0.020	per	\$1,000	109.66
4	366,558	5	Life - Voluntary Under 30	\$0.066	per	\$1,000	24.19
7	845,849	6	Life - Voluntary 30-34	\$0.088	per	\$1,000	74.43
8	836,278	7	Life - Voluntary 35-39	\$0.110	per	\$1,000	91.99
9	1,124,776	8	Life - Voluntary 40-44	\$0.132	per	\$1,000	148.47
13	1,711,286	9	Life - Voluntary 45-49	\$0.210	per	\$1,000	359.37
13	1,842,668	10	Life - Voluntary 50-54	\$0.353	per	\$1,000	650.46
7	1,156,328	11	Life - Voluntary 55-59	\$0.651	per	\$1,000	752.77
2	98,259	12	Life - Voluntary 60-64	\$0.827	per	\$1,000	81.26
0	0	13	Life - Voluntary 65-69	\$1.511	per	\$1,000	0.00
0	0	14	Life - Voluntary 70 and over	\$2.437	per	\$1,000	0.00
0	0	15		\$0.000	per	\$1,000	0.00
62	1,240,000	15	Life - Dependent Spouse	\$0.250	per	\$1,000	310.00
43	750,000	16	Life - Dependent Children	\$1.200	per	Family	51.60
0	0	17	Life - Supplemental	\$0.313	per	\$1,000	0.00
0	0	18	Life - Optional	\$0.313	per	\$1,000	0.00

DISABILITY:							
184,681		19	Long Term Disability (non union only)	\$0.400	per	\$100	738.72
144		20	Short-term Managed Disability	\$2.25	per	EMPLOYEE	324.00
0		21	A. & S.-Coverage for New Jersey only	\$0.352	per	\$10	0.00

MEDICAL, DENTAL & PRESCRIPTION COVERAGE:							
11		22	Employees w/Single Coverage(Union)			\$540.00	5,940.00
0		23	Employee and Spouse Coverage(Union)			\$0.00	0.00
0		24	Employee and Children(Union)			\$0.00	0.00
54		25	Employee and Family(Union)			\$1,384.00	74,736.00
0		26	Employees with Single Dental coverage only(Union)			\$30.00	0.00
0		27	Employee and Spouse Coverage Dental(Union)			\$0.00	0.00
0		28	Employee and Children - Dental(Union)			\$0.00	0.00
1		29	Employee and Family Dental(Union)			\$75.00	75.00
15		30	Employees w/Single Coverage(Non-Union)			\$511.00	7,665.00
10		31	Employee and Spouse Coverage(Non-Union)			\$1,124.00	11,240.00
3		32	Employee and Children(Non-Union)			\$1,175.00	3,525.00
32		33	Employee and Family(Non-Union)			\$1,431.00	45,792.00
13		34	Employees with Single Dental Coverage only(Non-Union)			\$31.00	403.00
10		35	Employee and Spouse Coverage Dental(Non-Union)			\$70.00	700.00
3		36	Employee and Children - Dental(Non-Union)			\$73.00	219.00
34		37	Employee and Family Dental(Non-Union)			\$89.00	3,026.00

Actives' subtotal: \$158,649.47

CONTINUATION OF COVERAGE

MEDICAL, DENTAL & PRESCRIPTION COVERAGE:							
0		42	Single-Union			\$567.00	0.00
0		43	Family (2 or more individuals)-Union			\$1,452.00	0.00
0		28	Under age 65 dependent (1) of a deceased retiree			\$0.00	0.00
0		29	Under age 65 dependents (>1) of a deceased retiree			\$0.00	0.00
0		30	*Medicare supplement, in Comprehensive Plan			\$0.00	0.00
0		44	Single Dental coverage only-Union			\$31.00	0.00
0		45	Family with Dependent Dental coverage only-Union			\$79.00	0.00
0		46	Employee-Non-Union			\$536.00	0.00
0		47	Employee/Spouse (2 or more individuals)-Non-Union			\$1,180.00	0.00
0		48	Employee/Children-Non-Union			\$1,233.00	0.00
2		49	Employee/Family-Non-Union			\$1,502.00	3,004.00
0		50	Employee-Non-Union(Dental Only)			\$33.00	0.00
0		51	Employee/Spouse Non-Union(Dental Only)			\$73.00	0.00
0		52	Employee/Children-Non-Union (Dental Only)			\$77.00	0.00
0		53	Employee/Family-Non-Union(Dental Only)			\$93.00	0.00

Continuation of Coverage Subtotal: \$3,004.00  
TOTAL PREMIUM TO BE PAID TO TRUST: \$161,653.47

FORM 392 - TOTAL  
 Revision date: 01/2012  
 Page 2 of 2

**HORIZON BLUECROSS/BLUESHIELD  
 PAID PRESCRIPTIONS, INC.  
 GROUP INSURANCE PREMIUM STATEMENT  
 (Rates effective January 1, 2012)**

COMPANY: Kentucky American Water Co.  
 MONTH OF: July, 2012

Insurance/Retirees:	USE FOR AUTHORITIES ONLY !!!!!	Rate	Premium
---------------------	--------------------------------	------	---------

AUTHORITIES                      RETIREES

MEDICAL, DENTAL & PRESCRIPTION COVERAGE:

	0 Life - Basic (Non Bargaining)	\$2.68 per \$1,000	\$0.00
	0 Life - Supplemental	\$2.68 per \$1,000	\$0.00
	0 Life - Optional	\$2.68 per \$1,000	\$0.00

MEDICAL, DENTAL & PRESCRIPTION COVERAGE:

EARLY RETIREES & RETIREES' DEPENDENTS WHO ARE AT LEAST 65 or MEDICARE DISABLED

MEDICARE SUPPLEMENT

	0 Personal Composite	\$0.00	0.00
	0 Dependent Composite	\$0.00	0.00

AUTHORITIES'

Retirees' Subtotal:

\$0.00
--------

Total funds collected for deposit in Trust Accounts:

\$161,653.47
--------------

(includes Active employees, Contin. of Coverage, & Authorities' Retirees)

Kentucky American Water  
 Attrition Year VEBA Employees

W/P - 3-1a  
 Exhibits\Expense\[Labor and Labor Related.xlsx]KY VEBA

(\$500 Employee Benefit for UPOS06 Benefit  
 Group Employees Hired before end of  
 12/31/10)

<b>Benefit Group</b>	<b>Start Date</b>	<b>Amount</b>
UPOS06	01/16/06	\$ 500
UPOS06	03/08/06	\$ 500
UPOS06	03/27/06	\$ 500
UPOS06	03/28/06	\$ 500
UPOS06	04/10/06	\$ 500
UPOS06	10/02/06	\$ 500
UPOS06	01/01/07	\$ 500
UPOS06	01/29/07	\$ 500
UPOS06	01/30/07	\$ 500
UPOS06	05/14/07	\$ 500
UPOS06	12/17/07	\$ 500
UPOS06	03/24/08	\$ 500
UPOS06	10/22/08	\$ 500
UPOS06	10/20/08	\$ 500
UPOS06	12/29/08	\$ 500
UPOS06	02/22/10	\$ 500
UPOS06	03/08/10	\$ 500
UPOS06	04/07/10	\$ 500
UPOS06	04/26/10	\$ 500
UPOS06	06/07/10	\$ 500
UPOS06	09/13/10	\$ 500
UPOS06	11/01/10	\$ 500

**Kentucky American Water**  
**Forecast Year Worksheet for Other Post-Employment Benefits (OPEB's)**  
 Exhibits\Expense\[Labor and Labor Related.xlsx]KY OPEB Wksht  
 W/P - 3-1a

	2013	2014	Aug-13	Sep-13	Oct-13	Nov-13	Dec-13	Jan-14	Feb-14	Mar-14	Apr-14	May-14	Jun-14	Jul-14
Company Gross OPEB	\$ 33,300,000	\$ 30,700,000												
Kentucky Allocation %	2.61%	2.61%	\$ 72,428	\$ 72,428	\$ 72,428	\$ 72,428	\$ 72,428	\$ 66,773	\$ 66,773	\$ 66,773	\$ 66,773	\$ 66,773	\$ 66,773	\$ 66,773
(Based on 2012 Allocation)														

Forecast Year Gross Sum	\$ 829,545
Forecast Year Water O&M Rate	83.31%
<b>Forecast O&amp;M OPEB</b>	<b>\$ 691,061</b>

## American Water

W/P - 3-1a

**Allocation of 2012 Post-Retirement Welfare Cost  
Not Reflecting Purchase Accounting**

Based on census data collected as of July 1, 2011

Exhibits\Expense\Labor and Labor Related.xlsx\2012 OPEB Alloc

	Allocation Count	FAS 106 Cost Allocation % <sup>(5)</sup>	Expense Allocation	Retiree Contribution Allocation	Total Exp and Retiree Contribution Allocation
<b>AMERICAN WATER RESOURCES INC</b>	2	0.02%	5,997	479	6,476
<b>AMERICAN WATER WORKS COMPAN</b>	12	0.13%	38,978	3,113	42,091
<b>AMERICAN WATER SERVICES (AAET</b>	22	0.24%	71,959	5,746	77,705
<b>AMERICAN WATER SERVICES</b>		0.00%	-	-	-
Corp	2	0.02%	5,997	479	6,476
O&M Inc.	2	0.02%	5,997	479	6,476
CDM	-	0.00%	-	-	-
<b>AWW SERVICE COMPANY</b>					
AWWS Corp <sup>(1)</sup>	236	2.55%	764,559	61,054	825,613
Belleville, IL Lab (R)	21	0.23%	68,960	5,507	74,467
AWWS Eastern Division	9	0.10%	29,983	2,394	32,377
AWWS Western Division	2	0.02%	5,997	479	6,476
Western (L)	19	0.21%	62,964	5,028	67,992
Hershey, PA Data Center (W) <sup>(2)</sup>	9	0.10%	29,983	2,394	32,377
Haddon Heights IS <sup>(2)</sup>	4	0.04%	11,993	958	12,951
Northeast Region	12	0.13%	38,978	3,113	42,091
Southeast Region	52	0.56%	167,903	13,408	181,311
Indiana Region <sup>(2)</sup>	8	0.09%	26,984	2,155	29,139
Central Region	69	0.75%	224,870	17,957	242,827
Alton, IL Call Center	53	0.57%	170,901	13,647	184,548
Shared Services	97	1.05%	314,819	25,140	339,959
Pensacola Call Center	-	0.00%	-	-	-
ITS	82	0.89%	266,846	21,309	288,155
Procurement/Supply Chain	14	0.15%	44,974	3,591	48,565
CA-Amer VII Dis	2	0.02%	5,997	479	6,476
IL-Amer Inter	2	0.02%	5,997	479	6,476
IN-Amer Kokomo	-	0.00%	-	-	-
IN-Amer Terre Haute	2	0.02%	5,997	479	6,476
IN-Amer Northwest	2	0.02%	5,997	479	6,476
KY-Amer	2	0.02%	5,997	479	6,476
MO-St. Louis - Craig Road	3	0.03%	8,995	718	9,713
MO-St. Louis - Service Center	2	0.02%	5,997	479	6,476
NJ-Amer Corp	3	0.03%	8,995	718	9,713
NJ-Amer Lakew	2	0.02%	5,997	479	6,476
PA-Amer Corp	-	0.00%	-	-	-
PA-Amer Ptsbg	2	0.02%	5,997	479	6,476
PA-Amer WlkesB	2	0.02%	5,997	479	6,476
WV-Amer Salt Rock	2	0.02%	5,997	479	6,476
	713	7.70%	2,308,674	184,360	2,493,034
<b>NORTHEAST DIVISION</b>					
LONG ISLAND	187	2.02%	605,651	48,364	654,015
NEW JERSEY - AM <sup>(3)</sup>	1,619	17.52%	5,252,972	419,478	5,672,450
	1,806	19.54%	5,858,623	467,842	6,326,465
<b>MID-ATLANTIC DIVISION</b>					
MARYLAND - AM	24	0.26%	77,955	6,225	84,180
PENNSYLVANIA - AM	2,064	22.34%	6,698,132	534,880	7,233,012
VIRGINIA - AM	154	1.67%	500,711	39,984	540,695
WEST VIRGINIA - AM	683	7.39%	2,215,723	176,937	2,392,660
	2,925	31.66%	9,492,521	758,026	10,250,547
<b>CENTRAL DIVISION</b>					
ILLINOIS - AM	653	7.07%	2,119,778	169,276	2,289,054
INDIANA - AM	639	6.91%	2,071,806	165,445	2,237,251
IOWA - AM	150	1.62%	485,720	38,787	524,507
KENTUCKY - AM	241	2.61%	782,549	62,491	845,040
MICHIGAN - AM	13	0.14%	41,976	3,352	45,328
MISSOURI - AM	1,249	13.52%	4,053,663	323,707	4,377,370
TENNESSEE - AM	276	2.99%	896,483	71,589	968,072
	3,222	34.86%	10,451,975	834,647	11,286,622
<b>OTHER</b>					
OHIO - AM	168	1.82%	545,685	43,576	589,261
CALIFORNIA - AM	299	3.24%	971,440	77,575	1,049,015
HAWAII	25	0.27%	80,953	6,465	87,418
ARIZONA - AM <sup>(4)</sup>	20	0.22%	65,962	5,267	71,229
NEW MEXICO - AM <sup>(4)</sup>	24	0.26%	77,955	6,225	84,180
	536	5.81%	1,741,995	139,108	1,881,103
<b>TOTAL</b>	9,242	100.0%	29,982,716	2,394,279	32,376,995

1. AWWS Corp also includes participants from the following localities: 5, 8, and 100 as well as participants from ACMS and some former Citizens companies.
2. The allocation percentage for retiree contributions is equal to the ratio of inactive participants for that company to inactive participants for the entire American system.
3. Also includes Elizabethtown retirees and spouses
4. Includes Arizona and New Mexico active employees who are retirement eligible as of January 1, 2012.
5. The allocation percentage for each company is equal to the ratio of total participants for that company to total participants for the entire American system.

Workpaper #: W/P - 3-1b  
Excel File Location: Exhibits\Expense\[Labor and Labor Related.xlsx]Exhibit Other Benefits

Kentucky American Water Company  
Case No. 2012-00520  
Pro Forma Adjustment of Other Benefits Expense  
For the 12 Months Ending July 31, 2014

Witness Responsible: \_\_\_\_\_  
Type of Filing:  Original  Updated  Revised

Line No.	Description	Base Year at 3/31/2013	Adjustments	Forecast Year at 7/31/2014	Excel Reference
1					
2	401k Expense	\$ 124,791			
3	DCP Expense	\$ 157,976			
4	ESPP Expense	\$ 11,968			
5	Retiree Medical Exp	\$ 6,926			
6	Other Welfare	\$ 15,653			
7	Employee Awards	\$ 11,988			
8	Emp Physical Exams	\$ 4,479			
9	Safety Incentive Awards	\$ 1,600			
10	Tuition Aid	\$ 11,483			
11	Training	\$ 7,329			
12	<b>Base Year for the 12 Months Ended 3/31/2013</b>	<b>\$ 354,192</b>		<b>\$ 354,192</b>	
13					
14					
15	<b>Adjustments:</b>				
16	401k Expense		\$ 12,884		
17	401k Expense Adjust for AIP		\$ (2,040)		
18	DCP Expense		\$ 12,733		
19	ESPP		\$ (1,408)		
20	Retiree Medical Exp		\$ 1,573		
21	Other Welfare		\$ 23,897		
22	Employee Awards		\$ (4,848)		
23	Emp Physical Exams		\$ 1,691		
24	Safety Incentive Awards		\$ 800		
25	Tuition Aid		\$ 4,027		
26	Training		\$ (29)		
27			<b>\$ 49,280</b>	<b>\$ 49,280</b>	
28					
29	401k Expense		\$ 135,635	\$ 135,635	Exhibits\Expense\[Labor and Labor Related.xlsx]KY Forecast Labor
30	DCP Expense		\$ 170,708	\$ 170,708	Exhibits\Expense\[Labor and Labor Related.xlsx]KY Forecast Labor
31	ESPP		\$ 10,560	\$ 10,560	
32	Retiree Medical Exp		\$ 8,498	\$ 8,498	
33	Other Welfare		\$ 39,550	\$ 39,550	
34	Employee Awards		\$ 7,140	\$ 7,140	
35	Emp Physical Exams		\$ 6,170	\$ 6,170	
36	Safety Incentive Awards		\$ 2,400	\$ 2,400	
37	Tuition Aid		\$ 15,510	\$ 15,510	
38	Training		\$ 7,300	\$ 7,300	
39	<b>Forecasted Year at Present Rates</b>		<b>\$ 403,472</b>	<b>\$ 403,472</b>	

**Kentucky American**  
**401k Match by Employee**

W/P - 3-1b

Exhibits\Expense\[Labor and Labor Related.xlsx]KY 401k Pivot

<b>Participation %</b>	<b>60%</b>
# Participating Enhanced	37
Total # Enhanced	62

<b>Average Match Enhanced</b>	<b>2.92%</b>	<b>Avg Match x Participation %</b>	<b>1.74%</b>
-------------------------------	--------------	------------------------------------	--------------

<b>Benefit</b>		<b>Total Contrib- ution</b>	<b>Match</b>	<b>Match for Average</b>
		0	0	
		0	0	
401(k) Match 1-3/100% 4-5/50%	Enhanced	5	4.00%	4.00%
401(k) Match 1-3/100% 4-5/50%	Enhanced	5	4.00%	4.00%
401(k) Match 1-3/100% 4-5/50%	Enhanced	10	4.00%	4.00%
401(k) Match 1-3/100% 4-5/50%	Enhanced	0	0.00%	
401(k) Match 1-3/100% 4-5/50%	Enhanced	5	4.00%	4.00%
401(k) Match 1-3/100% 4-5/50%	Enhanced	0	0.00%	
401(k) Match 1-3/100% 4-5/50%	Enhanced	0	0.00%	
401(k) Match 1-3/100% 4-5/50%	Enhanced	5	4.00%	4.00%
401(k) Match 1-3/100% 4-5/50%	Enhanced	0	0.00%	
401(k) Match 1-3/100% 4-5/50%	Enhanced	0	0.00%	
401(k) Match 1-3/100% 4-5/50%	Enhanced	6	4.00%	4.00%
401(k) Match 1-3/100% 4-5/50%	Enhanced	0	0.00%	
401(k) Match 1-3/100% 4-5/50%	Enhanced	5	4.00%	4.00%
401(k) Match 1-3/100% 4-5/50%	Enhanced	10	4.00%	4.00%
401(k) Match 1-3/100% 4-5/50%	Enhanced	8	4.00%	4.00%
401(k) Match 1-3/100% 4-5/50%	Enhanced	0	0.00%	
401(k) Match 1-3/100% 4-5/50%	Enhanced	10	4.00%	4.00%
401(k) Match 1-3/100% 4-5/50%	Enhanced	5	4.00%	4.00%
401(k) Match 1-3/100% 4-5/50%	Enhanced	0	0.00%	
401(k) Match 1-3/100% 4-5/50%	Enhanced	0	0.00%	
401(k) Match 1-3/100% 4-5/50%	Enhanced	4	3.50%	3.50%
401(k) Match 1-3/100% 4-5/50%	Enhanced	4	3.50%	3.50%
401(k) Match 1-3/100% 4-5/50%	Enhanced	3	3.00%	3.00%
401(k) Match 1-3/100% 4-5/50%	Enhanced	7	4.00%	4.00%
401(k) Match 1-3/100% 4-5/50%	Enhanced	8	4.00%	4.00%
401(k) Match 1-3/100% 4-5/50%	Enhanced	10	4.00%	4.00%
401(k) Match 1-3/100% 4-5/50%	Enhanced	2	2.00%	2.00%
401(k) Match 1-3/100% 4-5/50%	Enhanced	1	1.00%	1.00%
401(k) Match 1-3/100% 4-5/50%	Enhanced	6	4.00%	4.00%
401(k) Match 1-3/100% 4-5/50%	Enhanced	8	4.00%	4.00%
401(k) Match 1-3/100% 4-5/50%	Enhanced	1	1.00%	1.00%
401(k) Match 1-3/100% 4-5/50%	Enhanced	0	0.00%	
401(k) Match 1-3/100% 4-5/50%	Enhanced	7	4.00%	4.00%
401(k) Match 1-3/100% 4-5/50%	Enhanced	3	3.00%	3.00%
401(k) Match 1-3/100% 4-5/50%	Enhanced	16	4.00%	4.00%
401(k) Match 1-3/100% 4-5/50%	Enhanced	3	3.00%	3.00%
401(k) Match 1-3/100% 4-5/50%	Enhanced	5	4.00%	4.00%
401(k) Match 1-3/100% 4-5/50%	Enhanced	5	4.00%	4.00%
401(k) Match 1-3/100% 4-5/50%	Enhanced	5	4.00%	4.00%
401(k) Match 1-3/100% 4-5/50%	Enhanced	0	0.00%	
401(k) Match 1-3/100% 4-5/50%	Enhanced	0	0.00%	
401(k) Match 1-3/100% 4-5/50%	Enhanced	0	0.00%	
401(k) Match 1-3/100% 4-5/50%	Enhanced	0	0.00%	
401(k) Match 1-3/100% 4-5/50%	Enhanced	0	0.00%	



**Kentucky American**  
**401k Match by Employee**

W/P - 3-1b

Exhibits\Expense\[Labor and Labor Related.xlsx]KY 401k Pivot

<b>Participation %</b>	<b>60%</b>
# Participating Enhanced	37
Total # Enhanced	62

<b>Average Match Enhanced</b>	<b>2.92%</b>	<b>Avg Match x Participation %</b>	<b>1.74%</b>
-------------------------------	--------------	------------------------------------	--------------

<b>Benefit</b>		<b>Total Contrib- ution</b>	<b>Match</b>	<b>Match for Average</b>
401(k) Match 1-3/100% 4-5/50%	Enhanced	5	4.00%	4.00%
401(k) Match 1-3/100% 4-5/50%	Enhanced	5	4.00%	4.00%
401(k) Match 1-3/100% 4-5/50%	Enhanced	0	0.00%	
401(k) Match 1-3/100% 4-5/50%	Enhanced	5	4.00%	4.00%
401(k) Match 1-3/100% 4-5/50%	Enhanced	8	4.00%	4.00%
401(k) Match 1-3/100% 4-5/50%	Enhanced	0	0.00%	
401(k) Match 1-3/100% 4-5/50%	Enhanced	1	1.00%	1.00%
401(k) Match 1-3/100% 4-5/50%	Enhanced	0	0.00%	
401(k) Match 1-3/100% 4-5/50%	Enhanced	0	0.00%	
401(k) Match 1-3/100% 4-5/50%	Enhanced	0	0.00%	
401(k) Match 1-3/100% 4-5/50%	Enhanced	0	0.00%	
401(k) Match 1-3/100% 4-5/50%	Enhanced	0	0.00%	
401(k) Match 1-3/100% 4-5/50%	Enhanced	0	0.00%	
401(k) Match 1-3/100% 4-5/50%	Enhanced	0	0.00%	
401(k) Match 1-3/100% 4-5/50%	Enhanced	4	3.50%	3.50%
401(k) Match 1-3/100% 4-5/50%	Enhanced	5	4.00%	4.00%
401(k) Match 1-3/100% 4-5/50%	Enhanced	7	4.00%	4.00%
401(k) Match 1-3/100% 4-5/50%	Enhanced	0	0.00%	
401(k) Match 50% up to 5%	Original	8	2.50%	2.50%
401(k) Match 50% up to 5%	Original	12	2.50%	2.50%
401(k) Match 50% up to 5%	Original	0	0.00%	
401(k) Match 50% up to 5%	Original	0	0.00%	
401(k) Match 50% up to 5%	Original	5	2.50%	2.50%
401(k) Match 50% up to 5%	Original	4	2.00%	2.00%
401(k) Match 50% up to 5%	Original	10	2.50%	2.50%
401(k) Match 50% up to 5%	Original	20	2.50%	2.50%
401(k) Match 50% up to 5%	Original	3	1.50%	1.50%
401(k) Match 50% up to 5%	Original	6	2.50%	2.50%
401(k) Match 50% up to 5%	Original	5	2.50%	2.50%
401(k) Match 50% up to 5%	Original	0	0.00%	
401(k) Match 50% up to 5%	Original	6	2.50%	2.50%
401(k) Match 50% up to 5%	Original	0	0.00%	
401(k) Match 50% up to 5%	Original	3	1.50%	1.50%
401(k) Match 50% up to 5%	Original	0	0.00%	
401(k) Match 50% up to 5%	Original	12	2.50%	2.50%
401(k) Match 50% up to 5%	Original	4	2.00%	2.00%
401(k) Match 50% up to 5%	Original	7	2.50%	2.50%
401(k) Match 50% up to 5%	Original	25	2.50%	2.50%
401(k) Match 50% up to 5%	Original	4	2.00%	2.00%
401(k) Match 50% up to 5%	Original	10	2.50%	2.50%
401(k) Match 50% up to 5%	Original	5	2.50%	2.50%
401(k) Match 50% up to 5%	Original	5	2.50%	2.50%
401(k) Match 50% up to 5%	Original	6	2.50%	2.50%
401(k) Match 50% up to 5%	Original	10	2.50%	2.50%
401(k) Match 50% up to 5%	Original	10	2.50%	2.50%
401(k) Match 50% up to 5%	Original	7	2.50%	2.50%

**Kentucky American**  
**401k Match by Employee**

W/P - 3-1b

Exhibits\Expense\[Labor and Labor Related.xlsx]KY 401k Pivot

<b>Participation %</b>	<b><u>60%</u></b>
# Participating Enhanced	37
Total # Enhanced	62

<b>Average Match Enhanced</b>	<b><u>2.92%</u></b>	<b>Avg Match x</b>	<b><u>1.74%</u></b>
-------------------------------	---------------------	--------------------	---------------------

<b>Benefit</b>		<b>Total Contrib- ution</b>	<b>Match</b>	<b>Match for Average</b>
401(k) Match 50% up to 5%	Original	15	2.50%	2.50%
401(k) Match 50% up to 5%	Original	7	2.50%	2.50%
401(k) Match 50% up to 5%	Original	0	0.00%	
401(k) Match 50% up to 5%	Original	10	2.50%	2.50%
401(k) Match 50% up to 5%	Original	0	0.00%	
401(k) Match 50% up to 5%	Original	0	0.00%	
401(k) Match 50% up to 5%	Original	4	2.00%	2.00%
401(k) Match 50% up to 5%	Original	0	0.00%	
401(k) Match 50% up to 5%	Original	0	0.00%	
401(k) Match 50% up to 5%	Original	6	2.50%	2.50%
401(k) Match 50% up to 5%	Original	8	2.50%	2.50%
401(k) Match 50% up to 5%	Original	6	2.50%	2.50%
401(k) Match 50% up to 5%	Original	5	2.50%	2.50%
401(k) Match 50% up to 5%	Original	6	2.50%	2.50%
401(k) Match 50% up to 5%	Original	10	2.50%	2.50%
401(k) Match 50% up to 5%	Original	0	0.00%	
401(k) Match 50% up to 5%	Original	10	2.50%	2.50%
401(k) Match 50% up to 5%	Original	11	2.50%	2.50%
401(k) Match 50% up to 5%	Original	0	0.00%	
401(k) Match 50% up to 5%	Original	0	0.00%	
401(k) Match 50% up to 5%	Original	10	2.50%	2.50%
401(k) Match 50% up to 5%	Original	0	0.00%	
401(k) Match 50% up to 5%	Original	8	2.50%	2.50%
401(k) Match 50% up to 5%	Original	5	2.50%	2.50%
401(k) Match 50% up to 5%	Original	0	0.00%	
401(k) Match 50% up to 5%	Original	10	2.50%	2.50%
401(k) Match 50% up to 5%	Original	1	0.50%	0.50%
401(k) Match 50% up to 5%	Original	10	2.50%	2.50%
401(k) Match 50% up to 5%	Original	0	0.00%	
401(k) Match 50% up to 5%	Original	7	2.50%	2.50%
401(k) Match 50% up to 5%	Original	5	2.50%	2.50%
401(k) Match 50% up to 5%	Original	10	2.50%	2.50%
Deferred Comp Plan		0	0.00%	

Kentucky American Water Company  
 401(k) Participating Active Employees  
 As of September 28, 2012

Exhibits\Expense\[Labor and Labor Related.xlsx]KY 401k

from SAP ZHTR\_ADHOC-QUERY using 401KENROLL Output and manually selecting fields  
 Sorted by Water/Wastewater and employee personnel number

Line #	Company Code	Water / Waste-water	Employment Status	PreTax	Benefit plan
1	Kentucky-American Water C	Water	Active	8.00	401(k) Match 50% up to 5%
2	Kentucky-American Water C	Water	Active	0.00	Deferred Comp Plan
3	Kentucky-American Water C	Water	Active	3.00	401(k) Catch-up Plan
4	Kentucky-American Water C	Water	Active	12.00	401(k) Match 50% up to 5%
5	Kentucky-American Water C	Water	Active	0.00	401(k) Match 50% up to 5%
6	Kentucky-American Water C	Water	Active	0.00	401(k) Match 50% up to 5%
7	Kentucky-American Water C	Water	Active	5.00	401(k) Match 50% up to 5%
8	Kentucky-American Water C	Water	Active	4.00	401(k) Match 50% up to 5%
9	Kentucky-American Water C	Water	Active	10.00	401(k) Match 50% up to 5%
10	Kentucky-American Water C	Water	Active	20.00	401(k) Match 50% up to 5%
11	Kentucky-American Water C	Water	Active	3.00	401(k) Match 50% up to 5%
12	Kentucky-American Water C	Water	Active	6.00	401(k) Match 50% up to 5%
13	Kentucky-American Water C	Water	Active	5.00	401(k) Match 50% up to 5%
14	Kentucky-American Water C	Water	Active	0.00	401(k) Match 50% up to 5%
15	Kentucky-American Water C	Water	Active	6.00	401(k) Match 50% up to 5%
16	Kentucky-American Water C	Water	Active	0.00	401(k) Match 50% up to 5%
17	Kentucky-American Water C	Water	Active	3.00	401(k) Match 50% up to 5%
18	Kentucky-American Water C	Water	Active	0.00	401(k) Match 50% up to 5%
19	Kentucky-American Water C	Water	Active	12.00	401(k) Match 50% up to 5%
20	Kentucky-American Water C	Water	Active	4.00	401(k) Match 50% up to 5%
21	Kentucky-American Water C	Water	Active	7.00	401(k) Match 50% up to 5%
22	Kentucky-American Water C	Water	Active	25.00	401(k) Match 50% up to 5%
23	Kentucky-American Water C	Water	Active	4.00	401(k) Match 50% up to 5%
24	Kentucky-American Water C	Water	Active	10.00	401(k) Match 50% up to 5%
25	Kentucky-American Water C	Water	Active	5.00	401(k) Match 50% up to 5%
26	Kentucky-American Water C	Water	Active	5.00	401(k) Match 50% up to 5%
27	Kentucky-American Water C	Water	Active	6.00	401(k) Match 50% up to 5%
28	Kentucky-American Water C	Water	Active	10.00	401(k) Match 50% up to 5%
29	Kentucky-American Water C	Water	Active	10.00	401(k) Match 50% up to 5%
30	Kentucky-American Water C	Water	Active	7.00	401(k) Match 50% up to 5%
31	Kentucky-American Water C	Water	Active	15.00	401(k) Match 50% up to 5%
32	Kentucky-American Water C	Water	Active	7.00	401(k) Match 50% up to 5%
33	Kentucky-American Water C	Water	Active	0.00	401(k) Match 50% up to 5%
34	Kentucky-American Water C	Water	Active	10.00	401(k) Match 50% up to 5%
35	Kentucky-American Water C	Water	Active	0.00	401(k) Match 50% up to 5%
36	Kentucky-American Water C	Water	Active	0.00	401(k) Match 50% up to 5%
37	Kentucky-American Water C	Water	Active	4.00	401(k) Match 50% up to 5%
38	Kentucky-American Water C	Water	Active	0.00	401(k) Match 50% up to 5%
39	Kentucky-American Water C	Water	Active	0.00	401(k) Match 50% up to 5%
40	Kentucky-American Water C	Water	Active	6.00	401(k) Match 50% up to 5%
41	Kentucky-American Water C	Water	Active	8.00	401(k) Match 50% up to 5%
42	Kentucky-American Water C	Water	Active	0.00	
43	Kentucky-American Water C	Water	Active	6.00	401(k) Match 50% up to 5%
44	Kentucky-American Water C	Water	Active	5.00	401(k) Match 50% up to 5%
45	Kentucky-American Water C	Water	Active	6.00	401(k) Match 50% up to 5%
46	Kentucky-American Water C	Water	Active	10.00	401(k) Match 50% up to 5%
47	Kentucky-American Water C	Water	Active	5.00	401(k) Match 1-3/100% 4-5/50%
48	Kentucky-American Water C	Water	Active	0.00	401(k) Match 50% up to 5%
49	Kentucky-American Water C	Water	Active	0.00	
50	Kentucky-American Water C	Water	Active	10.00	401(k) Match 50% up to 5%
51	Kentucky-American Water C	Water	Active	11.00	401(k) Match 50% up to 5%
52	Kentucky-American Water C	Water	Active	0.00	401(k) Match 50% up to 5%
53	Kentucky-American Water C	Water	Active	0.00	401(k) Match 50% up to 5%
54	Kentucky-American Water C	Water	Active	10.00	401(k) Match 50% up to 5%
55	Kentucky-American Water C	Water	Active	0.00	401(k) Match 50% up to 5%
56	Kentucky-American Water C	Water	Active	8.00	401(k) Match 50% up to 5%
57	Kentucky-American Water C	Water	Active	5.00	401(k) Match 50% up to 5%
58	Kentucky-American Water C	Water	Active	0.00	401(k) Match 50% up to 5%
59	Kentucky-American Water C	Water	Active	5.00	401(k) Match 1-3/100% 4-5/50%
60	Kentucky-American Water C	Water	Active	4.00	401(k) Catch-up Plan
61	Kentucky-American Water C	Water	Active	10.00	401(k) Match 50% up to 5%
62	Kentucky-American Water C	Water	Active	10.00	401(k) Match 1-3/100% 4-5/50%
63	Kentucky-American Water C	Water	Active	1.00	401(k) Match 50% up to 5%
64	Kentucky-American Water C	Water	Active	0.00	401(k) Match 1-3/100% 4-5/50%
65	Kentucky-American Water C	Water	Active	0.00	401(k) Match 1-3/100% 4-5/50%

Kentucky American Water Company  
401(k) Participating Active Employees  
As of September 28, 2012

Exhibits\Expense\[Labor and Labor Related.xlsx]KY 401k

from SAP ZHTR\_ADHOC-QUERY using 401KENROLL Output and manually selecting fields  
Sorted by Water/Wastewater and employee personnel number

Line #	Company Code	Water / Waste-water	Employment Status	PreTax	Benefit plan
66	Kentucky-American Water C	Water	Active	0.00	401(k) Match 1-3/100% 4-5/50%
67	Kentucky-American Water C	Water	Active	5.00	401(k) Match 1-3/100% 4-5/50%
68	Kentucky-American Water C	Water	Active	10.00	401(k) Match 50% up to 5%
69	Kentucky-American Water C	Water	Active	7.00	401(k) Match 50% up to 5%
70	Kentucky-American Water C	Water	Active	5.00	401(k) Match 50% up to 5%
71	Kentucky-American Water C	Water	Active	10.00	401(k) Match 50% up to 5%
72	Kentucky-American Water C	Water	Active	0.00	401(k) Match 1-3/100% 4-5/50%
73	Kentucky-American Water C	Water	Active	0.00	401(k) Match 1-3/100% 4-5/50%
74	Kentucky-American Water C	Water	Active	6.00	401(k) Match 1-3/100% 4-5/50%
75	Kentucky-American Water C	Water	Active	0.00	401(k) Match 1-3/100% 4-5/50%
76	Kentucky-American Water C	Water	Active	5.00	401(k) Match 1-3/100% 4-5/50%
77	Kentucky-American Water C	Water	Active	10.00	401(k) Match 1-3/100% 4-5/50%
78	Kentucky-American Water C	Water	Active	8.00	401(k) Match 1-3/100% 4-5/50%
79	Kentucky-American Water C	Water	Active	0.00	401(k) Match 1-3/100% 4-5/50%
80	Kentucky-American Water C	Water	Active	10.00	401(k) Match 1-3/100% 4-5/50%
81	Kentucky-American Water C	Water	Active	5.00	401(k) Match 1-3/100% 4-5/50%
82	Kentucky-American Water C	Water	Active	0.00	401(k) Match 1-3/100% 4-5/50%
83	Kentucky-American Water C	Water	Active	0.00	401(k) Match 1-3/100% 4-5/50%
84	Kentucky-American Water C	Water	Active	4.00	401(k) Match 1-3/100% 4-5/50%
85	Kentucky-American Water C	Water	Active	4.00	401(k) Match 1-3/100% 4-5/50%
86	Kentucky-American Water C	Water	Active	3.00	401(k) Match 1-3/100% 4-5/50%
87	Kentucky-American Water C	Water	Active	7.00	401(k) Match 1-3/100% 4-5/50%
88	Kentucky-American Water C	Water	Active	10.00	401(k) Match 1-3/100% 4-5/50%
89	Kentucky-American Water C	Water	Active	2.00	401(k) Match 1-3/100% 4-5/50%
90	Kentucky-American Water C	Water	Active	1.00	401(k) Catch-up Plan
91	Kentucky-American Water C	Water	Active	1.00	401(k) Match 1-3/100% 4-5/50%
92	Kentucky-American Water C	Water	Active	6.00	401(k) Match 1-3/100% 4-5/50%
93	Kentucky-American Water C	Water	Active	8.00	401(k) Match 1-3/100% 4-5/50%
94	Kentucky-American Water C	Water	Active	1.00	401(k) Match 1-3/100% 4-5/50%
95	Kentucky-American Water C	Water	Active	7.00	401(k) Match 1-3/100% 4-5/50%
96	Kentucky-American Water C	Water	Active	3.00	401(k) Match 1-3/100% 4-5/50%
97	Kentucky-American Water C	Water	Active	16.00	401(k) Match 1-3/100% 4-5/50%
98	Kentucky-American Water C	Water	Active	3.00	401(k) Match 1-3/100% 4-5/50%
99	Kentucky-American Water C	Water	Active	5.00	401(k) Match 1-3/100% 4-5/50%
100	Kentucky-American Water C	Water	Active	5.00	401(k) Match 1-3/100% 4-5/50%
101	Kentucky-American Water C	Water	Active	5.00	401(k) Match 1-3/100% 4-5/50%
102	Kentucky-American Water C	Water	Active	0.00	401(k) Match 1-3/100% 4-5/50%
103	Kentucky-American Water C	Water	Active	0.00	401(k) Match 1-3/100% 4-5/50%
104	Kentucky-American Water C	Water	Active	0.00	401(k) Match 1-3/100% 4-5/50%
105	Kentucky-American Water C	Water	Active	0.00	401(k) Match 1-3/100% 4-5/50%
106	Kentucky-American Water C	Water	Active	0.00	401(k) Match 1-3/100% 4-5/50%
107	Kentucky-American Water C	Water	Active	5.00	401(k) Match 1-3/100% 4-5/50%
108	Kentucky-American Water C	Water	Active	5.00	401(k) Match 1-3/100% 4-5/50%
109	Kentucky-American Water C	Water	Active	0.00	401(k) Match 1-3/100% 4-5/50%
110	Kentucky-American Water C	Water	Active	5.00	401(k) Match 1-3/100% 4-5/50%
111	Kentucky-American Water C	Water	Active	8.00	401(k) Match 1-3/100% 4-5/50%
112	Kentucky-American Water C	Water	Active	0.00	401(k) Match 1-3/100% 4-5/50%
113	Kentucky-American Water C	Water	Active	1.00	401(k) Match 1-3/100% 4-5/50%
114	Kentucky-American Water C	Water	Active	0.00	401(k) Match 1-3/100% 4-5/50%
115	Kentucky-American Water C	Water	Active	0.00	401(k) Match 1-3/100% 4-5/50%
116	Kentucky-American Water C	Water	Active	0.00	401(k) Match 1-3/100% 4-5/50%
117	Kentucky-American Water C	Water	Active	0.00	401(k) Match 1-3/100% 4-5/50%
118	Kentucky-American Water C	Water	Active	0.00	401(k) Match 1-3/100% 4-5/50%
119	Kentucky-American Water C	Water	Active	0.00	401(k) Match 1-3/100% 4-5/50%
120	Kentucky-American Water C	Water	Active	0.00	401(k) Match 1-3/100% 4-5/50%
121	Kentucky-American Water C	Water	Active	4.00	401(k) Match 1-3/100% 4-5/50%
122	Kentucky-American Water C	Water	Active	5.00	401(k) Match 1-3/100% 4-5/50%
123	Kentucky-American Water C	Water	Active	7.00	401(k) Match 1-3/100% 4-5/50%
124	Kentucky-American Water C	Water	Active	0.00	401(k) Match 1-3/100% 4-5/50%
125	Kentucky-American Water C	Water	Active	0.00	
126	Kentucky-American Water C	Water	Active	0.00	
127	Kentucky-American Water C	Water	Active	5.00	401(k) Match 1-3/100% 4-5/50%
128	Kentucky-American Water C	WW	Active	0.00	401(k) Match 50% up to 5%
129	Kentucky-American Water C	Water	Active	8.00	401(k) Match 1-3/100% 4-5/50%
130	Kentucky-American Water C	Water	Active	0.00	401(k) Match 1-3/100% 4-5/50%

**Kentucky American Water  
Benefit Groups Retirement**

Exhibits\Expense\[Labor and Labor Related.xlsx]KY Ben Groups

W/P - 3-1b

<b>Benefit Group Cate</b>	<b>Benefit Group</b>	<b>Plan ID</b>	<b>Explanation</b>	<b>Enhanced?</b>
401K	AMER06	401K 3%B	401K EE Deduct 1% to 3% Base	Enhanced
		401K 5%B	401K EE Deduct 4% to 5% Base	
		401K20%G	401K EE Deduct 6% to 20% Gross	
	AMERST	401K <4%	401K Ded. 1% to 5% Base	Basic
		401K<6%	401k Ded. 1% to 5% Additional	
		401K>5%	401K Ded. 6% to 20% Gross	
	DCPT01	401K 3%B	401K EE Deduct 1% to 3% Base	Enhanced
		401K 5%B	401K EE Deduct 4% to 5% Base	
		401K20%G	401K EE Deduct 6% to 20% Gross	
	UPOS01	40120%GU	401K UN EE Deduct 6-20% Gross	Enhanced
		401K3%AU	401K UN EE Deduct 1%-3% Addtnl	
		401K3%BU	401K Union EE Deduct 1-3% Base	
		401K5%AU	401K UN EE Deduct 4-5% Addtnl	
		401K5%BU	401K Union EE Deduct 4-5% Base	
	UPOS06	40120%GU	401K UN EE Deduct 6-20% Gross	Enhanced
		401K3%AU	401K UN EE Deduct 1%-3% Addtnl	
		401K3%BU	401K Union EE Deduct 1-3% Base	
		401K5%AU	401K UN EE Deduct 4-5% Addtnl	
		401K5%BU	401K Union EE Deduct 4-5% Base	
	UPRE01	401K <4%	401K Ded. 1% to 5% Base	Basic
401K<6%		401k Ded. 1% to 5% Additional		
401K>5%		401K Ded. 6% to 20% Gross		
PENSION	AMER06	DCP 5.25	DCP 5.25% "PORTABLE PENSION"	
	AMERST	PEN O/H	PENSION - O/H	
		PEN OPED	PENSION - OPEDS	
	DCPT01	DCP 5.25	DCP 5.25% "PORTABLE PENSION"	
	UPOS01	DCP 5.25	DCP 5.25% "PORTABLE PENSION"	
	UPOS06	DCP 5.25	DCP 5.25% "PORTABLE PENSION"	
	UPRE01	PEN O/H	PENSION - O/H	
		PEN OPED	PENSION - OPEDS	

Worksheet #:  
Excel File Location

W/P - 3-1c  
Exhibits\Expense[Labor and Labor Related.xlsx]Exhibit Pension

Kentucky American Water Company  
Case No. 2012-00520  
Pro Forma Adjustment of Pension Expense  
For the 12 Months Ending July 31, 2014

Witness Responsible:  
Type of Filing:  Original  Updated  Revised

Line No.	Description	Base Year at 3/31/2013	Adjustments	Forecast Year at 7/31/2014	Reference
1	Base Year for the 12 Months Ended 3/31/2013	\$ 1,025,878		\$ 1,025,878	
2					
3					
4	Adjustments:				
5	Reduction in FAS 87 Accrual Required		\$ (42,671)		
7	Total Adjustments:		\$ (42,671)	(42,671)	
8					
9					
10	Forecasted Year at Present Rates			\$ 983,207	Exhibits\Expense[Labor and Labor Related.xlsx]KY FAS Pension Wksht
11					



American Water  
Projected Qualified Pension Contributions For Calendar Year 2012  
REVISED ON 3/16/2012  
Exhibits\Expense\[Labor and Labor Related.xlsx]2012 FAS Allocation  
W/P - 3-1c

COMPANY	Company Code	Locality Code	Active Participants	Valuation Earnings	Allocation Percentage *	Expense Allocation	
American Water Resources Inc.		21	24	0	\$0	0.00%	-
AMERICAN WATER WORKS COMPANY		2	N/A	2	\$166,603	0.06%	36,746
AMERICAN WATER SERVICES (AAET, L.P.)	99001	N/A	1	\$65,232	0.02%	12,249	
AMERICAN WATER SERVICES (Corp)	99002	N/A	1	\$95,970	0.03%	18,373	
O&M Inc.	99016	N/A	1	\$279,645	0.10%	61,243	
CDM	99003	20	1	\$73,828	0.03%	18,373	
AWW SERVICE COMPANY							
AWWS Corp	3	1	81	\$10,807,175	3.68%	2,253,738	
Belleville, IL Lab (R)	3	2	20	1,218,882	0.42%	257,220	
AWWS Eastern Division	3	3	1	114,823	0.04%	24,497	
AWWS Western Division	3	4	2	229,130	0.08%	48,994	
Western (L)	3	6	11	1,791,532	0.61%	373,582	
Northeast Region	3	10	3	436,515	0.15%	91,864	
Southeast Region	3	11	25	3,229,644	1.10%	673,672	
Central Region	3	13	67	6,654,499	2.27%	1,390,214	
Alton, IL Call Center	3	14	336	15,161,082	5.16%	3,160,133	
Shared Services	3	15	82	7,003,045	2.39%	1,463,705	
Pensacola Call Center	3	16	168	6,223,715	2.12%	1,298,349	
ITS	3	17	73	7,176,633	2.45%	1,500,451	
Procurement/Supply Chain	3	19	22	2,231,873	0.76%	465,446	
CA-Amer Vil Dis	3	53	1	88,001	0.03%	18,373	
IL-Amer Inter	3	154	1	82,881	0.03%	18,373	
IN-Amer Kokomo	3	205	1	88,872	0.03%	18,373	
IN-Amer Terre Haute	3	214	1	89,827	0.03%	18,373	
IN-Amer Northwest	3	215	1	48,533	0.02%	12,249	
KY-Amer	3	300	1	45,099	0.02%	12,249	
MO-St. Louis - Craig Road	3	459	3	272,975	0.09%	55,119	
MO-St. Louis - Service Center	3	460	1	81,647	0.03%	18,373	
NJ-Amer Corp	3	500	1	115,737	0.04%	24,497	
NJ-Amer Lakew	3	503	1	92,401	0.03%	18,373	
PA-Amer Corp	3	600	1	225,289	0.08%	48,994	
PA-Amer Ptsbg	3	603	1	83,835	0.03%	18,373	
PA-Amer WlkesB	3	604	1	52,171	0.02%	12,249	
WV-Amer Salt Rock	3	763	1	86,063	0.03%	18,373	
Total AWW Service Company			907	\$63,731,879	21.74%	13,314,206	
NORTHEAST DIVISION							
LONG ISLAND	38	N/A	65	\$5,586,399	1.91%	1,169,739	
NEW JERSEY - AM	18	N/A	634	50,409,556	17.19%	10,527,651	
			699	\$55,995,955	19.10%	11,697,390	
MID-ATLANTIC DIVISION							
MARYLAND - AM	13	N/A	6	\$382,810	0.13%	79,616	
PENNSYLVANIA - AM	24	N/A	768	53,122,431	18.12%	11,097,210	
VIRGINIA - AM	27	N/A	56	3,670,359	1.25%	765,536	
WEST VIRGINIA - AM	28	N/A	226	15,380,389	5.24%	3,209,126	
			1,056	\$72,555,989	24.74%	15,151,488	
CENTRAL DIVISION							
ILLINOIS - AM	9	N/A	315	\$21,091,126	7.19%	4,403,363	
INDIANA - AM	10	N/A	227	14,644,794	4.98%	3,049,896	
IOWA - AM	11	N/A	40	2,481,014	0.85%	520,565	
KENTUCKY - AM	12	N/A	88	5,831,903	1.99%	1,218,733	
MICHIGAN - AM	16	N/A	6	351,252	0.12%	73,491	
MISSOURI - AM	17	N/A	485	32,125,015	10.96%	6,712,220	
TENNESSEE - AM	26	N/A	64	4,347,617	1.48%	906,395	
			1,225	\$80,872,721	27.57%	16,884,663	
OTHER							
OHIO - AM	22	N/A	70	\$4,442,958	1.52%	930,892	
CALIFORNIA - AM	5	N/A	168	14,127,413	4.81%	2,945,783	
HAWAII	30	N/A	10	820,681	0.28%	171,480	
			248	\$19,391,052	6.61%	4,048,155	
<b>Total</b>			<b>4,141</b>	<b>\$293,228,874</b>	<b>100.00%</b>	<b>61,242,886</b>	

\* The allocation percentage for each company is equal to the ratio of uncapped valuation earnings for that company to total uncapped valuation earnings for the entire American system.



Kentucky American Water Company  
 Case No. 2012-00520  
 Pro Forma Adjustment of Purchased Water Expense  
 For the 12 Months Ending July 31, 2014

Witness Responsible: Low Keathley  
 Type of Filing:  Original  Updated  Revised

Line No.	Description	Base Year at 3/31/2013	Adjustments	Reference	Forecast Year at 7/31/2014
1	Base Year for the 12 Months Ended 3/31/13	\$ 335,669		Schedule D-2.3	
2					
3					
4	<b>Adjustments:</b>				
	Adjustment driven mainly by no longer purchasing water from Georgetown Municipal as a result of our Northern Pipeline Connection.		(128,442)		
5			(128,442)		
6	<b>Total Adjustments:</b>		<u>(128,442)</u>		<u>(128,442)</u>
7					
8					
9	<b>Forecasted Year at Present Rates</b>				<u>\$ 207,227</u>
10					
11					
12					
13					
14					
15					
16					
17					
18					
19					
20					
21					
22					

Workpaper #: Exhibits\Expense\[Purchased Water Expense Exhibit.xlsx]Summary By Acct  
 W/P - 3-2  
 Excel Reference

**Kentucky American Water Company**  
**Case No. 2012-00520**  
**Purchased Water**  
**Summary by Account**

Account No.	Account Name	Base Year Balance at 3/31/2013
51010000	Purchased Water	\$ 335,669
51015000	Purchased Water I/C	-

Workpaper #: W/P - 3-2  
 Excel Reference Exhibits\Expense\[Purchased Water Expense Exhibit.xlsx]Forecast

Kentucky American Water Company  
 Case No. 2012-00520  
 Purchased Water  
 Forecast

	2013				2014				2013 -					
	Sum of Aug	Sum of Sep	Sum of Oct	Sum of Nov	Sum of Dec	Sum of Jan	Sum of Feb	Sum of Mar	Sum of Apr	Sum of May	Sum of Jun	Sum of Jul	Sum of August	Sum of July
Purchased water	27,715	18,072	14,133	15,193	26,187	15,098	12,964	14,157	17,913	13,631	13,794	18,370	207,227	

Workpaper #: W/P - 3-2  
Excel Reference Exhibits\Expense\[Purchased Water Expense Exhibit.xlsx]Notes

Kentucky American Water Company  
Case No. 2012-00520  
Purchased Water  
Notes

**References:**

- A** Our purchased water amounts are expected to decrease in 2013-2014 as a result of our Northern Pipeline Connection. We will be no longer purchase water from Georgetown Municipal as a result of this project. We also experienced higher than expected purchased water in 2012 as a result of a hot dry spring and summer.

Kentucky American Water Company  
 Case No. 2012-00520  
 Pro Forma Adjustment of Fuel and Power Expense  
 For the 12 Months Ending July 31, 2014

Witness Responsible: \_\_\_\_\_  
 Type of Filing:  Original  Updated  Revised

Line No.	Description	Base Year at 3/31/2013	Adjustments	Reference	Forecast Year at 7/31/2014
1	Base Year for the 12 Months Ended 3/31/113	\$ 3,994,390		Schedule D-2.3	
2					
3					
4	<b>Adjustments:</b>				
5	Adjustment to reflect the forecasted energy consumption.		\$ (174,816)		
6	KU rate case (Budgeted 10% - revised to 6.5%)		(106,171)		
7	Owenton Plant Retirement		29,422		
8	Northern Booster Station		25,467		
9	System Delivery Fuel and Power Adjustment		-		
10	<b>Total Adjustments:</b>		<u>\$ (226,098)</u>		<u>(226,098)</u>
11					
12					
13	<b>Forecasted Year at Present Rates</b>				<u>\$ 3,768,292</u>
14					
15					
16					
17					
18					
19					
20					
21					
22					
23					
24					
25					
26					

Kentucky American Water Company  
 Case No. 2012-00520  
 Fuel and Power  
 Summary of Account

Account No.	Account Name	Base Year Balance at 3/31/2013
51510000	Purchased Power	\$ 850,705
51510011	Purchased Power SS	21,752
51510012	Purchased Power P	525,671
51510013	Purchased Power WT	2,590,120
51510014	Purchased Power TD	135
51520000	Fuel for Power Prod	6,007
	Sum Base Fuel and Power	\$ 3,994,390

Workpaper #: W/P - 3-3  
Excel Reference Exhibits\Expense\[Fuel and Power Expense Exhibit.xlsx]Adjustments

**Kentucky American Water Company**  
**Case No. 2012-00520**  
**Fuel and Power**  
**Adjustments**

Account No.	Account Name	Adjustment
	<b>KU rate case (Budgeted 10% - revised to 6.5%)</b>	
	The forecast for energy from KU was based on KU's current rate case increase of 10%. The amount the KU filed in their rate case is 6.5% resulting in an adjustment of 3.5%. Percentage of total energy cost that is paid to KU (2012)	79%
	Total energy cost - Forecast	3,819,574
	Forecast KU energy cost	3,033,462
	KU rate case (Budgeted 10% - revised to 6.5%)	\$ (106,171)
	<b>Owenton Plant Retirement</b>	
	The Owenton Plant was forecasted to shut down in August 2013. The plan has been revised so that the plant will remain open through December 2013. The result is 4 months of additional Fuel and Power expense.	
	Owenton Plant expense for four months	\$ 29,422
	<b>Northern Booster Station</b>	
	Northern Booster Station additional pumping process was not included in forecast for January through July 2014 (7 months).	
	Monthly Expense	
	Energy Cost *	2,626
	Demand Cost (75kW * \$6.13)	460
	Environmental Surcharge (8.890%)	274
	Tax (Local School Tax 3% and State Sales tax 6%)	278
	Total Northern Booster Station Fuel and Power Expense	3,638
	* Energy Cost Calculation	
	100 hp motor = 74.6 KW	
	18 hours per day x 30 days = 40,284 kwh per month	
	\$0.0652 x 40,284 = \$2,626 per month energy usage	

Workpaper #: W/P - 3-3  
Excel Reference Exhibits\Expense\[Fuel and Power Expense Exhibit.xlsx]Owenton Costs

Kentucky American Water Company  
Case No. 2012-00520  
Fuel and Power  
January through October 2012 Owenton Fuel and Power Costs

	Sep-13	Oct-13	Nov-13	Dec-13	Total
KY 2013 Plan Impact - Northern Plant to Run thru Dec 31, 2013					
Fuel & Power	7,811	8,142	6,695	6,774	29,422



Workpaper #: W/P - 3-3  
 Exhibits\Expense\[Fuel and Power Expense Exhibit.xlsx]2012 Energy Costs  
 Excel Reference

Kentucky American Water Company  
 Case No. 2012-00520  
 Fuel and Power  
 April 2012 through October 2012 Purchased Power

Sum of Charges: Cost	Bill: Process Date										Grand Total	
	Apr	May	Jun	Jul	Aug	Sep	Oct					
Account: Vendor												
BLUE GRASS ENERGY	40	41	40	41	41	44	41	41	41			288
CARROLLTON UTILITIES	70	33	13	9	9	9	9	9	9			153
CLARK ENERGY	737	694	730	795	794	940	794	794	763			5,453
COLUMBIA GAS OF KENTUCKY	1,095	1,038	706	146	1,036	1,036	1,139	1,139	1,139			5,159
KU	205,120	244,709	276,866	306,400	362,950	294,011	316,550	316,550	316,550			2,006,608
OWEN ELECTRIC COOPERATIVE	49,608	46,020	47,801	75,272	87,343	84,904	84,904	84,904	64,199			455,147
OWEN ELECTRIC COOPERATIVE INC	6,784	8,419	8,399	7,968	7,963	8,089	8,089	6,186	6,186			53,807
Grand Total	263,454	300,953	334,557	390,632	460,284	387,847	388,886	388,886	388,886			2,526,614
Total KU	205,120	244,709	276,866	306,400	362,950	294,011	316,550	316,550	316,550			2,006,608
Total Power	263,454	300,953	334,557	390,632	460,284	387,847	388,886	388,886	388,886			2,526,614
Percent KU	78%	81%	83%	78%	79%	76%	81%	81%	81%			79%

Workpaper #: W/P - 3-3  
 Excel Reference Exhibits\Expense\Fuel and Power Expense Exhibit.xlsx\Forecast

Kentucky American Water Company  
 Case No. 2012-00520  
 Fuel and Power  
 Forecast

Account	2013								2014					August 2013 - July 2014	
	August	September	October	November	December	January	February	March	April	May	June	July	August	July	
Fuel and power	378,851	320,184	330,368	314,975	284,330	277,044	270,097	300,865	289,951	305,508	370,438	365,668	3,808,279	3,808,279	
	-	-	-	2,600	8,095	-	-	-	-	600	-	-	11,295	11,295	
<b>Sum Forecast Fuel and Power</b>														<b>\$ 3,819,574</b>	

Workpaper #:  
Excel Reference

W/P - 3-4  
Exhibits\Expense\[Chemical Expense Exhibit.xlsx]Exhibit

Kentucky American Water Company  
Case No. 2012-00520  
Pro Forma Adjustment of Chemicals Expense  
For the 12 Months Ending July 31, 2014

Witness Responsible: Lew Keathley  
Type of Filing: \_\_\_X\_\_\_ Original \_\_\_ \_\_\_ Updated \_\_\_ \_\_\_ Revised

Line No.	Description	Base Year at 3/31/2013	Adjustments	Reference	Forecast Year at 7/31/2014
1	Base Year for the 12 Months Ended 3/31/113	\$ 1,834,701		Schedule D-2.3	
2					
3					
4	<b>Adjustments:</b>				
5	Difference between Base Year and Forecast		\$ (109,356)		
6	Owenton Plant Retirement		54,526		
7	System Delivery Chemical Adjustment		-		
8	<b>Total Adjustments:</b>		<u>(54,829)</u>		<u>(54,829)</u>
9					
10					
11	<b>Forecasted Year at Present Rates</b>				<u>\$ 1,779,872</u>
12					
13					
14					
15					
16					
17					
18					
19					
20					
21					
22					
23					
24					

Workpaper #: Exhibits\Expense\[Chemical Expense Exhibit.xlsx]Adjustments  
 W/P - 3-4

Kentucky American Water Company  
 Case No. 2012-00520  
 Chemicals  
 Adjustments

Account No.	Account Name	Adjustment
-------------	--------------	------------

**Owenton Plant Retirement**

The Owenton Plant was forecasted to shut down in August 2013. The plan has been revised so that the plant will remain open through December 2013. The result is 4 months of additional Fuel and Power expense.

Owenton Plant expense for four months (monthly average)

54,526

Workpaper #: Exhibits\Expense\[Chemical Expense Exhibit.xlsx]Owenton Costs W/P - 3-4  
Excel Reference

Kentucky American Water Company  
Case No. 2012-00520  
Chemicals  
January through October 2012 Owenton Chemical Costs

	Sep-13	Oct-13	Nov-13	Dec-13	Total
KY 2013 Plan Impact - Northern Plant to Run thru Dec 31, 2013					
Chemicals	12,571	11,264	16,698	13,993	54,526

Workpaper #: W/P - 3-4  
 Excel Reference Exhibits\Expense\Chemical Expense Exhibit.xlsx Forecast

Kentucky American Water Company  
 Case No. 2012-00520  
 Chemicals  
 Forecast

	Account	2013												2014			August 2013 - July 2014	
		August	September	October	November	December	January	February	March	April	May	June	July	August	July			
Chemicals	51800000	202,506	155,394	148,517	138,547	134,918	116,041	105,616	122,425	119,086	139,676	164,513	178,106	1,725,346				
<b>Sum Forecast Fuel and Power</b>		<b>\$ 1,725,346</b>																

Kentucky American Water Company  
 Case No. 2012-00520  
**Pro Forma Adjustment of Waste Disposal Expense**  
**For the 12 Months Ending July 31, 2014**

Witness Responsible: **Lew Keathley**  
 Type of Filing:  Original  Updated  Revised

Line No.	Description	Base Year at 3/31/2013	Adjustments	Reference	Forecast Year at 7/31/2014
1	Base Year for the 12 Months Ended 3/31/113	\$ 318,460			
2					
3					
4	<b>Adjustments:</b>				
5	Difference between Base Year and Forecast		\$ 12,090		
6	Owenton Plant expense for four months		6,200		
7					
8	<b>Total Adjustments:</b>		<u>18,290</u>		<u>18,290</u>
9					
10					
11	<b>Forecasted Year at Present Rates</b>				<u>\$ 336,750</u>
12					
13					
14					
15					
16					
17					
18					
19					
20					
21					
22					
23					
24					

Kentucky American Water Company  
Case No. 2012-00520  
Waste Disposal  
Forecast

Account	2013												2014				August 2013 - July 2014	
	August	September	October	November	December	January	February	March	April	May	June	July	August	July				
Waste Disposal	21,800	18,850	18,850	18,850	18,850	18,850	18,850	18,850	20,250	18,850	18,850	18,850	18,850	18,850	230,550			
Amort Waste Disposal	8,333	8,333	8,333	8,333	8,333	8,333	8,333	8,333	8,333	8,333	8,333	8,333	8,333	8,333	100,000			
<b>Sum Forecast Waste Disposal</b>	<b>30,133</b>	<b>27,183</b>	<b>27,183</b>	<b>27,183</b>	<b>27,183</b>	<b>27,183</b>	<b>27,183</b>	<b>27,183</b>	<b>28,583</b>	<b>27,183</b>	<b>27,183</b>	<b>27,183</b>	<b>27,183</b>	<b>27,183</b>	<b>\$ 330,550</b>			

detail	2013												2014				August 2013 - July 2014	
	August	September	October	November	December	January	February	March	April	May	June	July	August	July				
OWN - Production	1,550														1,550			
LEX - Kentucky River	6,900	5,500	5,500	5,500	5,500	5,500	5,500	5,500	6,900	5,500	5,500	5,500	5,500	5,500	68,800			
LEX - Richmond Road	11,100	11,100	11,100	11,100	11,100	11,100	11,100	11,100	11,100	11,100	11,100	11,100	11,100	11,100	133,200			
LEX - Pool iii WIP	2,250	2,250	2,250	2,250	2,250	2,250	2,250	2,250	2,250	2,250	2,250	2,250	2,250	2,250	27,000			
<b>Total Waste Disposal</b>	<b>21,800</b>	<b>18,850</b>	<b>18,850</b>	<b>18,850</b>	<b>18,850</b>	<b>18,850</b>	<b>18,850</b>	<b>18,850</b>	<b>20,250</b>	<b>18,850</b>	<b>18,850</b>	<b>18,850</b>	<b>18,850</b>	<b>18,850</b>	<b>230,550</b>			
LEX - Kentucky River	8,333	8,333	8,333	8,333	8,333	8,333	8,333	8,333	8,333	8,333	8,333	8,333	8,333	8,333	100,000			
<b>Total Waste Disposal &amp; Amort</b>	<b>21,800</b>	<b>18,850</b>	<b>18,850</b>	<b>18,850</b>	<b>18,850</b>	<b>18,850</b>	<b>18,850</b>	<b>18,850</b>	<b>20,250</b>	<b>18,850</b>	<b>18,850</b>	<b>18,850</b>	<b>18,850</b>	<b>18,850</b>	<b>\$ 330,550</b>			

note: GeoChemical TCLP sludge testing in April and August for estimated expense of 1400.00 each month



Workpaper #: W/P - 3-5  
 Excel Reference Exhibits\Expense\[Waste Disposal Expense Exhibit.xlsx]Adjustments

Kentucky American Water Company  
 Case No. 2012-00520  
 Waste Disposal  
 Adjustments

Account No.	Account Name	Adjustment
	<b>Owenton Plant Retirement</b>	
	The Owenton Plant was forecasted to shut down in August 2013. The plan has been revised so that the plant will remain open through December 2013. The result is 4 months of additional Waste Disposa expense.	
	Owenton Plant expense for four months	\$ 6,200

Workpaper #: W/P - 3-5  
 Excel Reference Exhibits\Expense\[Waste Disposal Expense Exhibit.xlsx]Owenton Costs

Kentucky American Water Company  
 Case No. 2012-00520  
 Waste Disposal  
 Owenton Costs

**KY 2013 Plan Impact - Northern Plant to Run thru Dec 31, 2013**

	Sep-13	Oct-13	Nov-13	Dec-13	Total
Waste Disposal	1,550	1,550	1,550	1,550	6,200

Kentucky American Water Company  
 Case No. 2012-00520  
 Pro Forma Adjustment of Regulatory Expense Expense  
 For the 12 Months Ending July 31, 2014

Witness Responsible: Linda Bridwell  
 Type of Filing: \_\_\_X\_\_\_ Original \_\_\_ \_\_\_ Updated \_\_\_ \_\_\_ Revised

Line No.	Description	Base Year at 3/31/2013	Adjustments	Reference	Forecast Year at 7/31/2014
1	Base Year for the 12 Months Ended 3/31/13	\$ 212,934		Schedule F-6	
2					
3					
4	<b>Adjustments:</b>				
5	Difference between Base Year and Forecast		\$ 95,193		
6	2010 Rate Case Amortization		(33,132)		
7					
8	<b>Total Adjustments:</b>		<u>62,061</u>		<u>62,061</u>
9					
10					
11	<b>Forecasted Year at Present Rates</b>				<u>\$ 274,995</u>
12					
13					
14					
15					
16					
17					
18					
19					
20					
21					
22					
23					
24					

**Kentucky American Water Company**  
**Case No. 2012-00520**  
**Regulatory Expense**  
**Adjustments**

Account No.	Account Name	Adjustment
56610000	<b>Reg Exp-Amort</b>	
	The 2010 Rate Case Amortization is in the forecast through 11/2013, however, the amortization schedule ends 9/30/2013 which results in an adjustment for two months of the amortization.	
	Adjust October 2013	(16,566)
	Adjust November 2013	(16,566)
	<b>2010 Rate Case Amortization</b>	\$ (33,132)

Forecast	Description	Sep-13	Oct-13	Nov-13	Dec-13
182000 - Deferred Rate Case					\$ -
2010 Case		16,566	16,566	16,566	
2012 Case		19,444	19,444	19,444	19,444
Total 566100		<u>\$ 36,010.31</u>	<u>\$ 36,010.31</u>	<u>\$ 36,010.31</u>	<u>\$ 19,444.44</u>

Adjusted Forecast	Description	Sep-13	Oct-13	Nov-13	Dec-13
182000 - Deferred Rate Case					
2010 Case		16,566	-	-	-
2012 Case		19,444	19,444	19,444	(19,444)
Total 566100		<u>\$ 36,010.31</u>	<u>\$ 19,444.44</u>	<u>\$ 19,444.44</u>	<u>\$ (19,444.44)</u>

Workpaper #: W/P - 3-6  
 Excel Reference Exhibits\Expense\[Rate Case Expense Exhibit.xlsx]Total Expense Summary

**Kentucky American Water Company**  
**Case No. 2012-00520**  
**Regulatory Expense**  
**2012 Case Estimate - Summary**

Line Number	Description	2012 Rate Case Expense Estimate	2012 Rate Case Estimated Amortized Expense
1	Cost of Capital	37,600	
2			
3	Cost of Service	60,850	
4			
5	Legal	325,000	
6			
7	Customer Notice	55,000	
8			
9	Miscellaneous Expense	23,000	
10			
11	Support Services	-	
12			
13	Service Company Expenses	198,692	
14			
15	Depreciation Study	-	
16			
17	Total Rate Case Expense (Prior to Amortization)	700,142	
18			
19	Annual Rate Case Expense Amortized Over 36 Months		233,381
20			
21	Monthly Rate Case Expense Amortized Over 36 Months		19,444
22	\$700,142 (Rounded to \$700,000) / 36 months		

Worksheet #:  
Excel Reference

W/P - 3-6  
Exhibits\Expense\[Rate Case Expense Exhibit.xlsx]Service Company

Kentucky American Water Company  
Case No. 2012-00520  
Regulatory Expense  
2012 Case Estimate - Service Company Expenses

Line Number	Service Company Rates Department	Hours	Rate	Total
1	SSC Rates - To File Case	820	\$ 105.80	\$ 86,756.00
2	SSC Rates - To Respond to Data Requests	820	105.80	86,756.00
3	STL Rates - To File Case	25	105.80	2,645.00
4	STL Rates - To Respond to Data Requests	25	105.80	2,645.00
5				
6				
7	Total Service Company - STL Rates Department			\$ 178,802.00
8				
9	<b>Service Company Contract Assistance</b>			
10	To File Case	300	\$ 34.00	\$ 10,200.00
11	To Respond to Data Requests	285	34.00	9,690.00
12				
13	Total Service Company Contract Assistance			\$ 19,890.00
14				
15	Grand Total			\$ 198,692.00

Workpaper #: W/P - 3-6  
 Excel Reference Exhibits\Expense\[Rate Case Expense Exhibit.xlsx]Miscellaneous Detail

**Kentucky American Water Company**  
**Case No. 2012-00520**  
**Regulatory Expense**  
**2012 Case Estimate - Miscellaneous Detail**

Line Number	Description	Amount
1	Travel	\$ 18,000.00
2	Supplies	5,000.00
3		
4	Total Miscellaneous Expense	\$ 23,000.00

Kentucky American Water Company  
Case No. 2012-00520  
Regulatory Expense  
2012 Case Estimate - Cost of Capital and Cost of Service Detail

Line Number	Cost of Capital - Financial Strategy Associates	Rate	Hours	Fees	Expenses	Total
1	Prepare Study	\$ 425.00		\$ 10,000.00	\$ -	\$ 10,000.00
2	Direct Testimony					
3	Rebuttal	425.00	20	8,500.00		8,500.00
4	Surrebuttal	425.00				
5						
6	Data Requests	425.00	20	8,500.00		8,500.00
7	Prehearing Conference					
8	Attend Hearings	425.00	12	5,100.00	1,500.00	6,600.00
9	Administrative Time					
10	Travel Expenses				3,000.00	3,000.00
11	Other & Contingencies				1,000.00	1,000.00
12						
13	Total Cost			\$ 32,100.00	\$ 5,500.00	\$ 37,600.00

Line Number	Cost of Service Study - Gannett Fleming, Inc.	Rate	Hours	Fees	Expenses	Total
19	Prepare Study	\$ 185.00		\$ 24,000.00	\$ -	\$ 24,000.00
20	Direct Testimony					
21	Rebuttal	185.00	20	3,700.00		3,700.00
22	Surrebuttal	185.00				
23	Final Rate Design	185.00	30	5,550.00		5,550.00
24	Data Requests	185.00	100	18,500.00		18,500.00
25	Prehearing Conference					
26	Attend Hearings	225.00	16	3,600.00		3,600.00
27	Administrative Expenses					
28	Travel Expenses				1,500.00	1,500.00
29	Other & Contingencies				4,000.00	4,000.00
30						
31	Total Cost			\$ 55,350.00	\$ 5,500.00	\$ 60,850.00



Workpaper #: W/P - 3-6  
 Excel Reference Exhibits\Expense [Rate Case Expense Exhibit.xlsx]Forecast

Kentucky American Water Company  
 Case No. 2012-00520  
 Regulatory Expense  
 Forecast

Account	2013								2014							
	August	September	October	November	December	January	February	March	April	May	June	July	August 2013 - July 2014			
Reg Exp-Amort	36,010	36,010	36,010	36,010	19,444	19,444	19,444	19,444	19,444	19,444	19,444	19,444	299,597			
Reg Exp-Depr Stdy	1,179	1,179	617	617	617	617	617	617	617	617	617	617	8,530			
<b>Sum Forecast Fuel and Power</b>													<b>\$ 308,127</b>			

Workpaper #: Exhibits\Expense [Rate Case Expense Exhibit.xlsx]#182000 Rec W/P - 3-6

Kentucky American Water Company  
Account Reconciliation  
Accrued Rate Case Expenses  
Account# 182000  
SAP Account Number 18620000  
August 31, 2012

Description	Coverage Period	Amount	Months in period	Monthly amortization	Expense account	SAP		Subsidiary	SAP WBS	JDE Subledger Amount	Variance	JR #
						GL Account	At month end					
Deferred Rate Case Expenses (YR 2007)	10/01/10	596,371.30	36	\$16,565.87	566100.16	56610000		YR2007	B12-01-0007	0.03	(0.03)	
Deferred Rate Case Expenses (YR 2010)	09/30/13							YR2010	B12-01-0008	215,356.28	0.03	700
Deferred Rate Case Expenses (YR 2012)*	10/01/11	23,002.43						YR2012	B12-01-0009	23,002.43	-	N/A
<b>Totals</b>		<b>\$619,373.73</b>		<b>\$16,565.87</b>						<b>238,358.74</b>		
							G/L Balance			<b>238,358.74</b>	(0.00)	

**Account Description:**  
This account represents expenditures deferred to be included in rate cases for future revenues and are included as regulatory assets. The Public Utilities Commission reviews the reasonableness of the costs and makes a decision on the recoverability of these costs. Upon approval by the PUC of these costs, the Company amortizes the approved costs over the life of the applicable rate order. Any costs deemed "unrecoverable" will be written off in the current period.

\*Rate Case Expenses for 2012 being deferred, will not amortize until new rate case approved. We have received a Reg Asset Form from Sheila Miller, please see attached.

For Additional Support please follow the path in the footer below

Prepared By: George Karu \_\_\_\_\_

Reviewed By: Accounting Manager \_\_\_\_\_

Kentucky American Water Company  
Case No. 2012-00520  
Pro Forma Adjustment of Support Services Expense  
For the 12 Months Ending July 31, 2014

Witness Responsible: \_\_\_\_\_  
Type of Filing: \_\_\_X\_\_\_ Original \_\_\_ \_\_\_ Updated \_\_\_ \_\_\_ Revised

Line No.	Description	Base Year at 3/31/2013	Adjustments	Forecast Year at 7/31/2014	Reference
1	<b>Base Year for the 12 Months Ended 3/31/2013</b>	\$ 8,951,414		\$ 8,951,414	
2					
3					
4	<b>Adjustments:</b> Base Year Adjust Mapping Issue: Account "53402100 AWWSC Oth O&M Exp" was initially mapped to Miscellaneous Expense in the Chart of Accounts. This has since been corrected so that the account maps to Support Services		\$ 120,497		Exhibits\Data to Compile Exhibits\[Base File 2012 KY RC.xlsx]Link Out
5	Base Year, Adjustment to Deduct Certain Expenses (Advertising & Charitable Contributions e.g.)		\$ (6,459)		
6	<u>Adjustments to Labor and Related expenses:</u> Includes Call Center & IT labor increases, as well as prorated negotiated contract union labor cost increases and merit increase across functions		\$ 382,055		Exhibits\Expense\[Support Services.xlsx]Labor & Related
7	<u>Adjustment to Other Non-Labor Costs:</u> IT Maintenance, Consulting, Depreciation & Interest, plus adjustments for inflation.		\$ 415,023		Exhibits\Expense\[Support Services.xlsx]Other Costs
8	Adjust Out Possibly Disputed Purchase Card Charges		\$ (1,103)		Exhibits\Expense\[Support Services.xlsx]Total
9	Adjust Out Incentive Pay		\$ (537,193)		Exhibits\Expense\[Support Services.xlsx]Incentive Pay by Function
10	<b>Total Adjustments:</b>		\$ 372,820	\$ 372,820	
11					
12	<b>Forecasted Year at Present Rates</b>			\$ 9,324,233	Exhibits\Expense\[Support Services.xlsx]Total
13					

Kentucky American Water Company  
2012 Rate Case  
Base Period - 12 Months Ending 3/31/13  
Pro forma - 12 Months Ending 7/31/14  
**Service Company Pro forma  
Labor & Related Expenses**

12 Months March 2013																			
	(1a)		(1b)		(1)		(2)		(3)		(4)		(5a)		(5b)		(5)		
	12 Mo Base Year Labor & OT Expense	(1a)+(1a2)	12 Mo Base Year Labor Related Expense	(1b1)+(1b2)	Base Year Labor & Related Expense	(1a)+(1b)	Base Year Capitalized & Deferred	(2)	Base Year Total Labor & Related	(1)+(2)	Adjustments to Base Year Labor Expense	(4a)	Adjustments to Base Year Labor Related Expense	(4b)	Adjusted Base Year Labor Expense	(1a)+(4a)	Adjusted Base Year Labor Related Expense	(1b)+(4b)	Adjusted Base Year Labor & Related Expense
Administration			\$10,474		(\$22,720)		\$13,099		(\$9,621)		\$0				(\$33,194)		\$10,474		(\$22,720)
Audit	26,185		14,620		40,805	6	40,811		40,811						26,185		14,620		40,805
Business Development	46,961		38,159		85,120	1,102	86,222		86,222						46,961		38,159		85,120
Business Services	46,721		35,619		82,340	586	82,926		82,926						46,721		35,619		82,340
Central Laboratory	53,329		31,986		85,315	-	85,315		85,315						53,329		31,986		85,315
Customer Service Center (CSC)	1,236,710		741,725		1,978,435	(41,151)	1,937,284		1,937,284						1,236,710		741,725		1,978,435
External Affairs	74,540		55,870		130,410	4,938	135,348		135,348						74,540		55,870		130,410
Finance	479,310		274,974		754,284	42,598	796,882		796,882						479,310		274,974		754,284
Human Resources	100,016		60,194		160,210	(3,120)	157,090		157,090						100,016		60,194		160,210
Informational Technology Systems (ITS)	580,926		286,713		867,639	20,278	887,917		887,917		37,689				618,615		286,713		905,328
Business Transformation	3,616		20,480		24,096	855,263	879,359		879,359						3,616		20,480		24,096
BT Controls/OI						11,371	11,371		11,371										
Information Technology Services (ITS)	584,542		307,193		891,735	886,912	886,912		1,778,647		37,689				622,231		307,193		929,424
Investor Relations	12,551		9,526		22,077	186	22,263		22,263						12,551		9,526		22,077
Legal	148,382		97,154		245,536	(2,768)	242,768		242,768						148,382		97,154		245,536
Operations Services	143,157		99,840		242,997	209,924	452,921		452,921						143,157		99,840		242,997
Property	12,766		7,673		20,439	160	20,599		20,599						12,766		7,673		20,439
Regulated Ops	93,814		144,519		238,333	74,736	313,069		313,069						93,814		144,519		238,333
Regulated Ops - CD	(740)		(5,761)		(6,501)	10,420	3,919		3,919						(740)		(5,761)		(6,501)
Regulated Ops - MAD	(3,816)		(8,318)		(12,134)	(5,952)	(18,086)		(18,086)						(3,816)		(8,318)		(12,134)
Regulated Ops	89,258		130,440		219,698	79,204	298,902		298,902						89,258		130,440		219,698
Regulatory	9,072		8,327		17,399	124	17,523		17,523						9,072		8,327		17,399
Shared Services Center (SSC)	395,575		202,459		598,034	4,322	602,356		602,356						395,575		202,459		598,034
Supply Chain	59,443		26,689		86,132	48,047	134,179		134,179						59,443		26,689		86,132
<b>Total</b>	<b>3,485,324</b>		<b>2,152,922</b>		<b>5,638,246</b>	<b>1,244,169</b>	<b>6,882,415</b>		<b>6,882,415</b>		<b>37,689</b>				<b>3,523,013</b>		<b>2,152,922</b>		<b>5,675,935</b>

Kentucky American Water Company  
2012 Rate Case  
Base Period - 12 Months Ending 3/31/13  
Pro forma - 12 Months Ending 7/31/14  
**Service Company Pro forma**  
**Labor & Related Expenses**

	12 Months December 2013									
	(6a)	(6b)	(6c)	(6d)	(6)	(7a)	(7b)	(7)		
	3.00%	3.00%	Other	Other	Total	2013 Merit	2013 Merit	Total		
	Inc for 2013	Inc for 2013	Adjustments	Adjustments	Inc for 2013	12 Mo. Adjusted	12 Mo. Adjusted	RYE 12/31/13		
	Labor	Labor Related	Labor	Labor Related	Labor & Related	Labor	Labor Related	Labor & Related		
	Expense	Expense	Expense	Expense	Expense	Expense	Expense	Expense		
	(5a) x (%age)	(5b) x (%age)	(6c)	(6d)	(6a)+(6b)+(6c)+(6d)	(5a)+(6a)	(5b)+(6b)	(5)+(6)		
Administration	(\$996)	\$314			(\$682)	(\$34,190)	\$10,788	(\$23,402)		
Audit	786	439			1,225	26,971	15,059	42,030		
Business Development	1,409	1,145			2,554	48,370	39,304	87,674		
Business Services	1,402	1,069			2,471	48,123	36,688	84,811		
Central Laboratory	1,600	960			2,560	54,929	32,946	87,875		
Customer Service Center (CSC)	14,368	8,090	91,246	57,929	171,633	1,251,078	749,815	2,150,068		
External Affairs	2,236	1,676			3,912	76,776	57,546	134,322		
Finance	14,379	8,249			22,628	493,689	283,223	776,912		
Human Resources	3,000	1,806			4,806	103,016	62,000	165,016		
Informational Technology Systems (ITS)	18,558	8,601			27,159	637,173	295,314	932,487		
Business Transformation	108	614			722	3,724	21,094	24,818		
BT Controls/OI	-	-			-	-	-	-		
Information Technology Services (ITS)	18,666	9,215			27,881	640,897	316,408	957,305		
Investor Relations	377	286			663	12,928	9,812	22,740		
Legal	4,451	2,915			7,366	152,833	100,069	252,902		
Operations Services	4,295	2,995			7,290	147,452	102,835	250,287		
Property	383	230			613	13,149	7,903	21,052		
Regulated Ops	2,814	4,336			7,150	96,628	148,855	245,483		
Regulated Ops - CD	(22)	(173)			(195)	(762)	(5,934)	(6,696)		
Regulated Ops - MAD	(114)	(250)			(364)	(3,930)	(8,568)	(12,498)		
Regulated Ops	2,678	3,913			6,591	91,936	134,353	226,289		
Regulatory	272	250			522	9,344	8,577	17,921		
Shared Services Center (SSC)	11,867	6,074			17,941	407,442	208,533	615,975		
Supply Chain	1,783	801			2,584	61,226	27,490	88,716		
<b>Total</b>	<b>82,956</b>	<b>50,427</b>	<b>91,246</b>	<b>57,929</b>	<b>282,558</b>	<b>3,605,969</b>	<b>2,203,349</b>	<b>5,958,493</b>		

Kentucky American Water Company  
2012 Rate Case  
Base Period - 12 Months Ending 3/31/13  
Pro forma - 12 Months Ending 7/31/14  
**Service Company Pro forma**  
**Labor & Related Expenses**

12 Months July 2014									
(8a)	(8b)	(8)	(9a)	(9b)	(9)	(10)			
Inc for 2014	Inc for 2014	Total	2014 Merit	2014 Merit	Total	Total			
Labor Expense	Labor Related Expense	Inc for 2014 Labor & Related Expense	12 Mo. Adjusted Labor Expense	12 Mo. Adjusted Labor Related Expense	RYE 7/31/14 Labor & Related Expense	Labor Service Co. Adjustment			
7a) x (%age) * 334	(7b) x (%age) * 334	(8a)+(8b)	(7a)+(8a)	(7b)+(8b)	(7)+(8)	(9)-(1)			
(\$343)	\$108	(\$235)	(\$34,533)	\$10,896	(\$23,637)	(\$917)			
270	151	421	27,241	15,210	42,451	1,646			
485	394	879	48,855	39,698	88,553	3,433			
482	368	850	48,605	37,056	85,661	3,321			
551	330	881	55,480	33,276	88,756	3,441			
14,726	8,899	23,625	1,265,804	758,714	2,173,693	195,258			
770	577	1,347	77,546	58,123	135,669	5,259			
4,950	2,840	7,790	498,639	286,063	784,702	30,418			
1,033	622	1,655	104,049	62,622	166,671	6,461			
6,388	2,961	9,349	643,561	298,275	941,836	74,197			
37	211	248	3,761	21,305	25,066	970			
6,425	3,172	9,597	647,322	319,580	966,902	75,167			
130	98	228	13,058	9,910	22,968	891			
1,532	1,003	2,535	154,365	101,072	255,437	9,901			
1,478	1,031	2,509	148,930	103,866	252,796	9,799			
132	79	211	13,281	7,982	21,263	824			
969	1,492	2,461	97,597	150,347	247,944	9,611			
(8)	(59)	(67)	(770)	(5,993)	(6,763)	(262)			
(39)	(86)	(125)	(3,969)	(8,654)	(12,623)	(489)			
922	1,347	2,269	92,858	135,700	228,558	8,860			
94	86	180	9,438	8,663	18,101	702			
4,085	2,091	6,176	411,527	210,624	622,151	24,117			
614	276	890	61,840	27,766	89,606	3,474			
<b>38,336</b>	<b>23,472</b>	<b>61,808</b>	<b>3,644,305</b>	<b>2,226,821</b>	<b>6,020,301</b>	<b>382,055</b>			
							6.78%		

Service Company Pro forma  
Other Non-Labor & Related Service Company Costs

	12 Months March 2013				12 Months December 2013				12 Months July 2014			
	(1)* Base Year Other Expense	(2) Base Year Other Capitalized Costs	(3) Base Year Total Other Costs	(4) Adjustments to Base Year Expenses	(5) Adjusted Base Year Other Expenses	(6) Inc for 2013 to Base Year Other Expense	(6a) Additional Adjustments to Other Expense	(7) RYE 12/31/13 Total Proforma Other Expense	(8) Inc for 2014 to Base Year Other Expense	(9) Adjustments to Base Year Expenses	(10) RYE 7/31/14 Total Proforma Other Expense	(11) Total Service Co. Adjustment
Administration	\$62,473	\$91,555	\$154,028	-	\$62,473	\$847	\$63,320	\$699	-	\$64,019	\$1,546	
Audit	8,092	1	8,093	-	8,092	110	8,202	91	-	8,293	201	
Business Development	12,302	133	12,435	-	12,302	167	12,469	138	305	12,607	305	
Business Services	6,278	62	6,340	-	6,278	85	6,363	70	6,433	6,433	155	
Central Laboratory	70,643	-	70,643	1,004	71,647	972	72,619	801	(137)	73,283	2,640	
Customer Service Center (CSC)	480,283	2,426	482,709	(1,152)	479,131	6,498	511,559	5,645	(20)	517,184	36,901	
External Affairs	58,780	328	59,108	(112)	58,668	796	59,464	656	-	60,120	1,340	
Finance	171,906	1,402	173,308	-	171,906	2,331	174,237	1,923	-	176,160	4,254	
Human Resources	89,990	(1,014)	88,976	209,306	1,937,714	26,278	1,963,992	21,673	78,747	2,064,412	336,004	
Informational Technology Systems (ITS)	1,728,408	8,690	1,737,098	1,014	1,996,941	546	40,817	450	46	41,313	2,056	
Business Transformation BT Controls/OI	39,257	1,957,684	1,996,941	-	1,957,684	-	-	-	-	-	-	
Information Technology Services (ITS)	1,767,665	2,113,870	3,881,535	210,320	1,977,985	26,824	2,004,809	22,123	78,793	2,105,725	338,060	
Investor Relations	23,763	33	23,796	-	23,763	322	24,085	266	-	24,351	588	
Legal	120,685	(278)	120,407	-	120,685	1,637	122,322	1,350	-	123,672	2,987	
Operations Services	36,085	24,938	61,023	10,169	46,254	627	46,881	517	336	47,734	11,649	
Property	268,101	21,554	289,655	(465)	267,636	3,629	271,265	2,993	69	274,327	6,226	
Regulated Ops	136,394	19,857	156,251	-	136,394	1,850	138,244	1,526	-	139,770	3,376	
Regulated Ops - CD	(6,278)	(4,441)	(10,719)	(106)	(6,384)	(87)	(6,471)	(71)	(132)	(6,674)	(396)	
Regulated Ops - MAD	(19,951)	(19,134)	(39,085)	(6)	(19,957)	(271)	(20,228)	(223)	-	(20,451)	(500)	
Regulated Ops	110,165	(3,718)	106,447	(112)	110,053	1,492	111,545	1,232	(132)	112,645	2,480	
Regulatory	9,450	22	9,472	-	9,450	128	9,578	106	234	9,684	234	
Shared Services Center (SSC)	55,188	226	55,414	-	55,188	748	55,936	617	-	56,553	1,365	
Supply Chain	75,357	56,550	131,907	-	75,357	1,022	76,379	843	-	77,222	1,865	
<b>Total</b>	<b>3,427,206</b>	<b>2,308,090</b>	<b>5,735,296</b>	<b>219,652</b>	<b>3,646,858</b>	<b>49,455</b>	<b>3,722,243</b>	<b>41,077</b>	<b>78,909</b>	<b>3,842,229</b>	<b>415,023</b>	

\* Column (1) "Base Year Other Expense" reflects an addition of \$120,497 in Account "53402100 AWWSC Oth O&M Exp", which was mapped to "Miscellaneous" in the Base Year Numbers elsewhere. Also reflected in this number is a reduction of (\$6,459), to exclude certain expenses, including advertising and charitable contributions.

Kentucky American Water Company  
2012 Rate Case  
Base Period - 12 Months Ending 3/31/13  
Pro forma period - 12 Months Ending 7/31/14

Service Company Pro forma  
Total Service Company Costs

	12 Months June 2012				12 Months 12/31/13				12 Months 7/31/14				(13) Total Pro forma Expense Adjustments	Less Incentive Pay	Net Pro Forma Expense
	(1) Labor & Expense	(2) Base Year Expense	(3)* Base Year Expense	(4) Adjusted Total Labor & Related Expense	(5) Adjusted Base Year Expense	(6) Adjusted Total Expense	(7) 2013 Projected Labor & Related Expense	(8) 2013 Projected Other Expense	(9) 2013 Projected Total Expense	(10) 2014 Projected Labor & Related Expense	(11) 2014 Projected Other Expense	(12) 2014 Projected Total Expense			
Administration	(522,720)	\$62,473	\$39,753	(522,720)	\$62,473	(523,402)	\$63,320	\$39,918	(523,637)	\$64,019	\$40,382	\$629	(36)	40,346	
Audit	40,805	8,092	48,897	40,805	8,092	42,030	8,202	50,232	42,451	8,293	50,744	1,847	(7,016)	43,728	
Business Development	85,120	12,302	97,422	85,120	12,302	87,674	12,469	100,143	88,553	12,607	101,160	3,758	(18,470)	82,690	
Business Services	82,340	6,278	88,618	82,340	6,278	84,811	6,363	91,174	85,661	6,433	92,094	3,476	(20,676)	71,418	
Central Laboratory	85,315	70,643	155,958	85,315	71,647	87,875	72,619	160,494	88,756	73,283	162,039	6,081	(5,324)	156,715	
Customer Service Center (CSC)	1,978,435	480,283	2,458,718	1,978,435	479,131	2,457,566	511,559	2,661,627	2,173,693	517,184	2,690,877	232,159	(25,792)	2,665,084	
External Affairs	130,410	58,780	189,190	130,410	58,668	134,322	59,464	193,786	135,669	60,120	195,789	6,599	(24,702)	171,087	
Finance	754,284	171,906	926,190	754,284	171,906	776,912	174,237	951,149	784,702	176,160	960,862	34,672	(97,701)	863,161	
Human Resources	160,210	89,990	250,200	160,210	89,990	165,016	91,210	256,226	166,671	92,217	258,888	8,688	(30,256)	228,632	
Informational Technology Systems (I Business Transformation	867,639	1,728,408	2,596,047	905,328	1,937,714	932,487	1,963,992	2,896,479	941,836	2,064,412	3,006,248	410,201		3,006,248	
BT Controls/OI	24,096	39,257	63,353	24,096	40,271	24,818	40,817	65,635	25,066	41,313	66,379	3,026		66,379	
Information Technology Services (IT; Investor Relations	891,735	1,767,665	2,659,400	929,424	1,977,985	957,305	2,004,809	2,962,114	966,902	2,105,725	3,072,627	413,227	(88,713)	2,983,914	
Legal	22,077	23,763	45,840	22,077	23,763	22,740	24,085	46,825	22,968	24,351	47,319	1,479	(5,011)	42,308	
Operations Services	242,997	36,085	279,082	242,997	46,254	250,287	46,881	297,168	252,796	47,734	300,530	21,448	(29,833)	270,697	
Property	20,439	268,101	288,540	20,439	267,636	21,052	271,265	292,317	21,263	274,327	295,590	7,050	(398)	295,192	
Regulated Ops	238,333	136,394	374,727	238,333	136,394	245,483	138,244	383,727	247,944	139,770	387,714	12,987		387,714	
Regulated Ops - CD	(6,501)	(6,278)	(12,779)	(6,501)	(6,384)	(6,696)	(6,471)	(13,167)	(6,763)	(6,674)	(13,437)	(658)		(13,437)	
Regulated Ops - MAD	(12,134)	(19,951)	(32,085)	(12,134)	(19,957)	(12,498)	(20,228)	(32,726)	(12,623)	(20,451)	(33,074)	(989)		(33,074)	
Regulatory Ops	219,698	110,165	329,863	219,698	110,053	226,289	111,545	337,834	228,558	112,645	341,203	11,340	(83,195)	258,008	
Regulatory	17,399	9,450	26,849	17,399	9,450	17,921	9,578	27,499	18,101	9,684	27,785	936	(4,756)	23,029	
Shared Services Center (SSC)	598,034	55,188	653,222	598,034	55,188	615,975	55,936	671,911	622,151	56,553	678,704	25,482	(34,664)	644,040	
Supply Chain	86,132	75,357	161,489	86,132	75,357	88,716	76,379	165,095	89,606	77,222	166,828	5,339	(8,151)	158,677	
<b>Total</b>	<b>5,638,246</b>	<b>3,427,206</b>	<b>9,065,452</b>	<b>5,675,935</b>	<b>3,646,858</b>	<b>5,958,493</b>	<b>3,722,243</b>	<b>9,680,735</b>	<b>6,020,301</b>	<b>3,847,229</b>	<b>9,862,529</b>	<b>797,077</b>	<b>(537,193)</b>	<b>9,325,336</b>	

Less: Possible Disputed P-Card  
Total Proforma Support  
Services w/out  
Incentive

Less: Possible Disputed P-Card Items  
Total Proforma Support Services

Less: Possible Disputed P-Card Items  
Total Proforma Support Services

\* Column (3) "Base Year Total Expense" reflects an addition of \$120,497 in Account "53402100 AWWSC Oth O&M Exp", which was mapped to "Miscellaneous" in the Base Year Numbers elsewhere. Also reflected in this number is a reduction of (\$6,459), to exclude certain expenses, including advertising and charitable contributions.



Service Company  
Pro Forma Incentive Pay by Function  
W/P - 3-7  
Exhibits\Expense[Support Services.xlsx]Incentive Pay by Function

SAP GL	Plain Object Dscrptn -USE	Audit	BT Control s/OI	Business Development	Business Services	Business Transformation	Central Laboratory	Corp Admin	Customer Service Center (CSC)	External Affairs	Finance	Human Resources	Informational Technology Systems (ITS)	Investor Relations	Legal	Operations	Property
50171000	Incentive Plan-Off-Annual	4,635	0	11,758	10,716	18,324	4,695	(7)	23,003	15,103	74,120	17,234	65,058	2,591	26,552	24,668	398
50171600	Compensation Exp-Options	926		2,558	4,028	60	224	3	1,049	3,283	9,018	4,301	2,726	923	9,114	2,448	
50171800	Compensation Exp-Restricted Stock Units	1,455		4,154	5,932	103	406	40	1,741	6,316	14,564	8,721	2,442	1,497	16,831	2,716	
		<b>7,016</b>	<b>0</b>	<b>18,470</b>	<b>20,676</b>	<b>18,487</b>	<b>5,324</b>	<b>36</b>	<b>25,792</b>	<b>24,702</b>	<b>97,701</b>	<b>30,256</b>	<b>70,226</b>	<b>5,011</b>	<b>52,498</b>	<b>29,833</b>	<b>398</b>

Service Company  
 Pro Forma Incentive Pay by Function  
 W/P - 3-7  
 Exhibits\Expense[Support Services.xlsx]Incentive Pay by

SAP GL Balance	Plain Object Dscrptn -USE	Regulate d Ops	Regulate d Ops - CD	Regulate d Ops - MAD	Regulatory	Shared Services Center (\$SC)	Supply Chain	Grand Total
50171000	Incentive Plan-Off-Annual	32,981	(519)	(676)	2,268	29,433	7,527	369,861
50171600	Compensation Exp-Options	22,034	(169)	(2,443)	912	1,899	240	63,133
50171800	Compensation Exp-Restricted Stock Units	35,872	(270)	(3,614)	1,576	3,333	384	104,199
		<b>90,887</b>	<b>(959)</b>	<b>(6,733)</b>	<b>4,756</b>	<b>34,664</b>	<b>8,151</b>	<b>537,193</b>

Kentucky American Water Company  
 Case No. 2012-00520  
 Pro Forma Adjustment of Insurance Other than Group Expense  
 For the 12 Months Ending July 31, 2014

Witness Responsible: Lew Keathley  
 Type of Filing: \_\_\_X\_\_\_ Original \_\_\_ \_\_\_ Updated \_\_\_ \_\_\_ Revised

Line No.	Description	Base Year at 3/31/2013	Adjustments	Reference	Forecast Year at 7/31/2014
1	Base Year for the 12 Months Ended 3/31/113	\$ 646,312		Schedule D-2.3	
2					
3					
4	<b>Adjustments:</b>				
5	Difference between Base Year and Forecast	\$	23,814		
6					
7					
8	<b>Total Adjustments:</b>		<u>23,814</u>		<u>23,814</u>
9					
10					
11	<b>Forecasted Year at Present Rates</b>				<u>\$ 670,126</u>
12					
13					
14					
15					
16					
17					
18					
19					
20					
21					
22					
23					
24					

Workpaper #: Exhibits\Expense\[IOTG Expense Exhibit.xlsx]Summary By Acct  
 W/P - 3-22  
 Excel Reference

**Kentucky American Water Company**  
**Case No. 2012-00520**  
**Insurance Other than Group**  
**Summary of Account**

Account No.	Account Name	Base Year Balance at 3/31/2013
55110000	Ins Vehicle	\$ 32,432
55710000	Ins General Liability	287,292
55720000	Ins Work Comp	162,390
55720100	Ins W/C Cap Credits	(25,515)
55730000	Ins Other	189,713
	Sum Base Fuel and Power	\$ 646,312



**Kentucky American Water Company**  
**Case No. 2012-00520**  
**Insurance Other than Group**  
**Policy Summary**

From	Policy Date To	Policy Mths	Amount of Current Policy	Type of Coverage	JDE Account	Allocation
05/01/12	04/30/13	12.0	\$ 475,23	Crime	559000	Payroll
05/01/12	04/30/13	12.0	7,060	Directors and Officers	557000	Payroll
05/01/12	04/30/13	12.0	2,776	Employment Practices	557000	Payroll
05/01/12	04/30/13	12.0	2,515	Fiduciary	557000	Payroll
04/01/11	03/31/14	36.0	318	Travel	559000	Payroll
07/01/12	06/30/13	12.0	1,762	Lawyers	557000	No of Attorneys
01/01/12	12/31/12	12.0	35,390	Auto Liability	556000	Payroll & Loss Experience
01/01/12	12/31/12	12.0	212,222	General Liability	557000	Payroll & Loss Experience
01/01/12	12/31/12	12.0	162,845	Workmens Compensation	558000	Payroll & Loss Experience
01/01/12	12/31/12	12.0	6,466	Consult Fee (AL, GL, WC)	559000	Broker Fee
01/01/12	12/31/12	12.0	54,126	Excess Liab#1	557000	Payroll
01/01/12	12/31/12	12.0	9,900	Excess Liab#2	557000	Payroll
01/01/12	12/31/12	12.0	9,393	Excess Liab#3	557000	Payroll
01/01/12	12/31/12	12.0	114,738	Property	559000	Insurable Property Value
01/01/12	12/31/12	12.0	4,955	Cyper Crime#1	557000	Payroll
01/01/12	12/31/12	12.0	797	Collateral Surety Bond	559000	Payroll

\$ 625,739.83

<u>ACCOUNT</u>		<u>ACCOUNT DESCRIPTION</u>	<u>2005</u>	<u>2006</u>	<u>2007</u>	<u>2008</u>	<u>2009</u>	<u>2010</u>	<u>2011</u>	<u>2012</u>	<u>Grand Total</u>
557000	Ins Gen Liab Oper AG	1ST QTR RETRO INS ADJUSTMENT			(35,146)						(35,146)
		1st Qtr Retro Insurance Accr				(45,256)					(45,256)
		2009 Retro Adjustment					3,702				3,702
		2nd QTR RETRO INS ADJUSTMENT			(15,563)						(15,563)
		2nd Qtr Retro Insurance Accr				(33,376)					(33,376)
		3rd Qtr 2006 Retro Ins Adj		(85,558)							(85,558)
		3rd QTR RETRO INS ADJUSTMENT			2,219						2,219
		3rd Qtr Retro Insurance Accr				(18,862)					(18,862)
		4TH QTR RETRO INS ADJUSTMENT		52,609	2,537	28,194					55,146
		4th Qtr Retro Insurance Accr									28,194
		Move Retro Ins Adj to March 06		53,547							53,547
		Record 1992-2005 Retro Ins Adj		53,547							53,547
		Retro 2001/2002	9,002	9,002	2,250						20,254
		Retro Insurance					(44,515)				(44,515)
		Rev Retro Ins moved to March06		(53,547)							(53,547)
		To Adj Retro Insur Accts					5,595				5,595
		To adj retro insurance accr					(11,457)				(11,457)
		YE Retro Adjustment					615				615
		YE Retro Insurance Accr Adj				(14,314)					(14,314)
		Qtrly Retro Insurance Adjust						(68,922)			(68,922)
		Retro Insurance Correction					8,109				8,109
		Retro Insurance Accrual						(58,964)	(15,245)		(74,210)
		Qtrly Retro Insur Accrual						(4,097)			(4,097)
		Retro Insur Accrual						25,656			25,656
		Record qtrly retro insur adjst							(19,056)		(19,056)
		Quarterly Retro insur adjust0911							5,109		5,109
		Retro insurance adjustment							1,175	33,804	34,979
558000	Ins Work Comp AG	Retro 2001/2002	1,590	1,590	398						3,578
559000	Ins Other Oper AG	Rec Insurance Retro Alloc			(54,507)						(54,507)
		reclass insurance retro			54,507						54,507
		Retro 2001/2002	1,073	1,073	268						2,413
		<b>Total</b>	<b>11,664</b>	<b>32,262</b>	<b>(43,037)</b>	<b>(83,614)</b>	<b>(46,059)</b>	<b>(98,219)</b>	<b>(28,018)</b>	<b>33,804</b>	<b>(221,216)</b>

**Information below is coming into this file.**

Kentucky American Water Company  
KENTUCKY AMERICAN WATER COMPANY  
Case No. 2012-00520  
July 31, 2014  
For the 12 Months Ending July 31, 2014  
Base Year for the 12 Months Ended March 31, 2013  
Base Year Adjustment  
Forecast Year for the 12 Months Ended July 31, 2014  
Attrition Year Adjustment at Present Rates:  
Attrition Year at Present Rates  
Adjustments for Proposed Rates:  
Attrition Year at Proposed Rates

Type of Filing:  Original  Updated  Revised  
Type of Filing:  Original  Updated  Revised  
Type of Filing:  Original  Updated  Revised

**Witnesses:**

Witness Responsible: Jermaine Bates

**Other Customer Accounting**

**Base Year Adjustment Other Customer Accounting**

W/P - 3-9  
Schedule D-2.3

	<u>Kentucky</u>
Postage Expense	597,881
Other Misc. Customer Accounting Expense	538,640
Total Base Year Other Customer Accounting Expense	<u>\$ 1,136,521</u>

**Other Customer Accounting Expenses:**

<b>Base Year</b>	<u>Kentucky</u>	
Misc Oper CA	\$ 900	
Bank Svc Charges-CA	196,926	
Cust Edu-Bill Insert	38,703	
Collection Agencies	101,097	
Forms CA	200,947	
Overnight Shippng CA	67	
Postage CA	597,881	
	<u>\$ 1,136,521</u>	
		Misc. Other Customer Accounting 538,640

<b>Forecasted Year</b>	
Misc Oper CA	\$ 600
Bank Svc Charges-CA	191,064
Cust Edu-Bill Insert	50,000
Collection Agencies	129,564
Forms CA	206,328
Postage CA	625,920
	<u>\$ 1,203,476</u>

<b>Adjustments</b>	
Misc Oper CA	\$ (300)
Bank Svc Charges-CA	(5,862)
Cust Edu-Bill Insert	11,297
Collection Agencies	28,467
Forms CA	5,381
Overnight Shippng CA	(67)
	<u>\$ 38,916</u>



Line No.	Description	Base Year at 3/31/2013	Adjustments	Reference	Forecast Year at 7/31/2014
9	<b>Total Other Customer Accounting</b>	<b><u>\$ 1,136,521</u></b>	\$ 57,411	Schedule D-2.3	<b><u>\$ 1,193,932</u></b>

Adjust by Account for C2		
Misc Oper CA	\$	(300)
Bank Svc Charges-CA	\$	(5,862)
Cust Edu-Bill Insert	\$	11,297
Collection Agencies	\$	28,467
Forms CA	\$	5,381
Overnight Shippng CA	\$	(67)
0	\$	18,496

Exhibits\Expense\[2012 Customer Accounting - Postage.xlsx]Exhibit - Customer Acctg  
Exhibits\Expense\[2012 Customer Accounting - Postage.xlsx]Exhibit - Postage

Worksheet #:  
Excel Reference:

Exhibits\Expense [2012 Customer Accounting - Postage.xlsx]Exhibit - Customer Acctg  
W/P - 3-9

KENTUCKY AMERICAN WATER COMPANY  
Case No. 2012-00520  
Base Year Adjustment Other Customer Accounting  
For the 12 Months Ending July 31, 2014

Type of Filing: \_\_\_X\_\_\_ Original \_\_\_ \_\_\_ Updated \_\_\_ \_\_\_ Revised

Line No.	Description	Base Year at 3/31/2013	Adjustments	Reference	Forecast Year at 7/31/2014
1	Base Year for the 12 Months Ended 3/31/13	\$ 1,136,521			\$ 1,136,521
2					
3					
4	<b>Adjustments:</b>				
5	Misc Oper CA		(300)		
6	Bank Svc Charges-CA		(5,862)		
7	Cust Edu-Bill Insert		11,297		
8	Collection Agencies		28,467		
9	Forms CA		5,381		
10	Overnight Shipping CA		(67)		
11	Postage CA		18,496		
12	<b>Total Adjustments:</b>		<u>57,411</u>	Schedule D-2.3	<u>57,411</u>
13					
14	<b>Forecasted Year at Present Rates</b>				<u>\$ 1,193,932</u>
15					

KENTUCKY AMERICAN WATER COMPANY

Case No. 2012-00520

Base Year Adjustment Other Customer Accounting - Postage  
Forecast Year for the 12 Months Ended July 31, 2014

Type of Filing: \_\_\_X\_\_\_ Original \_\_\_\_\_ Updated \_\_\_\_\_ Revised

Line No.	Description	Base Year at 3/31/2013	Adjustments	Reference	Forecast Year at 7/31/2014
1	Base Year for the 12 Months Ended 3/31/13	\$ 597,881			\$ 597,881
2					
3					
4	<b>Adjustments:</b>				
	Rate Increase		21,505.72		
	Customer Increase for forecasted year		5,848.80		
	Customer billing decrease due to eliminating third party sewer billings/water quality fees		(8,859)		
5	<b>Total Adjustments:</b>		<u>18,496</u>	Schedule D-2.3	<u>18,496</u>
6					
7					
8					
9	<b>Forecasted Year at Present Rates</b>				<u>\$ 616,377</u>
10					

**Notes:**

The Postal Service increased rates are only proposed as of 1/23/13 all categories except for Carrier and IMB Discount have been updated.



W/P - 3-9

**KENTUCKY AMERICAN WATER COMPANY**  
**Pro Forma Adjustment of Customer Accounting - Other Customer Accounting Expenses**  
**Case No. 2012-00520**

Type of Filing:  Original  Updated  Revised

Line No.	Description	Base Year Actuals
1	Postage	597,881
2		
3	Misc. Other Customer Accounting	538,640
4		
5	<b>Total Other Customer Accounting</b>	<b>\$ 1,136,521</b>

2012 Customer Accounting - Postage  
Other Customer Acctg.

KENTUCKY AMERICAN WATER COMPANY  
Postage Data - Large Meter  
Case No. 2012-00520  
Workpaper EXP-11B.1

Date	PIECES CARRIER	5-DIGIT 0.34	3-DIGIT 0.365	AADC 0.368	MIXED AADC 0.39	PERSORTED 0.414	SINGLE 0.44	IMB DISCOUNT -0.003	TOTAL BILLS	TOTAL DOLLARS
09/30/11		8,885	678	528	69	10,082	10,160	\$	3,474.40	
10/01/11							0	\$	-	
10/02/11							0	\$	-	
10/03/11		5,626	649	350	54	6,475	6,679	\$	2,290.56	
10/04/11		5,142	413	251	39	5,969	6,008	\$	2,056.15	
10/05/11		5,551	492	163	1	6,612	6,642	\$	2,282.17	
10/06/11		10,106	835	715	136	11,655	11,792	\$	4,044.54	
10/07/11		5,118	468	248	16	5,835	5,851	\$	1,997.56	
10/08/11							0	\$	-	
10/09/11							0	\$	-	
10/10/11							0	\$	-	
10/11/11		13,285	1,023	175	874	15,354	15,572	\$	5,344.09	
10/12/11		3,104	421	194	33	3,720	3,753	\$	1,288.41	
10/13/11		7,323	630	574	50	8,528	8,578	\$	2,940.41	
10/14/11		7,595	437	203	89	8,664	8,756	\$	2,998.16	
10/15/11							0	\$	-	
10/16/11							0	\$	-	
10/17/11		4,619	513	238	44	5,146	5,415	\$	1,854.82	
10/18/11		4,671	423	298	40	5,393	5,433	\$	1,860.54	
10/19/11		3,729	264	3	37	4,246	4,283	\$	1,466.37	
10/20/11							36	\$	13.93	
10/21/11		8,002	1,336	224	107	10,256	10,367	\$	3,579.28	
10/22/11							0	\$	-	
10/23/11							0	\$	-	
10/24/11		6,078	610	423	52	7,110	7,163	\$	2,455.69	
10/25/11		11,244	897	516	65	12,669	12,734	\$	4,346.61	
10/26/11		4,279	843	264	33	5,386	5,419	\$	1,863.88	
10/27/11		5,944	301	216	21	6,461	6,482	\$	2,204.92	
10/28/11		7,765	715	346	50	8,639	8,876	\$	3,032.10	
10/29/11							0	\$	-	
10/30/11							0	\$	-	
TOTAL		0	128,066	11,948	786	8,019	148,236	\$	51,394.59	
		\$	43,542.44	\$	4,361.02	\$	289.25	\$	3,127.41	
					0		1,180	\$	519.20	
								\$	(444.71)	
								\$	51,394.61	

2012 Customer Accounting - Postage  
Large Meter

KENTUCKY AMERICAN WATER COMPANY  
Postage Data - Large Meter  
Case No. 2012-00520  
Workpaper EXP-11B.1

Date	PIECES CARRIER	5-DIGIT 0.34	3-DIGIT 0.365	AADC 0.368	MIXED AADC 0.39	PERSORTED 0.414	SINGLE 0.44	IMB DISCOUNT -0.003	TOTAL BILLS	TOTAL DOLLARS
10/31/11		6,092	242		157		24	6,491	6,515	\$ 2,211.93
11/01/11		4,911	538		362		45	5,810	5,856	\$ 2,009.66
11/02/11		5,067	383		385		34	5,835	5,869	\$ 2,010.18
11/03/11		7,891	637	1	845		75	9,370	9,449	\$ 3,250.25
11/04/11		7,817	1,083		620		181	9,520	9,701	\$ 3,345.96
11/05/11		772	174		150		4	1,094	1,100	\$ 382.97
11/06/11									0	\$ -
11/07/11		6,527	637	2	414		82	7,385	7,662	\$ 2,627.81
11/08/11		4,413	323	2	348		24	5,086	5,110	\$ 1,750.07
11/09/11		9,581	419	197	289		78	10,486	10,564	\$ 3,598.54
11/10/11		5,084	398	1	425		33	5,908	5,941	\$ 2,036.74
11/11/11		9,217	609	164	521		94	10,508	10,605	\$ 3,629.44
11/12/11		373			173		11	546	557	\$ 197.49
11/13/11									0	\$ -
11/14/11		3,927	308	2	203		32	4,440	4,472	\$ 1,528.27
11/15/11		5,286	580	1	363		46	6,228	6,276	\$ 2,152.43
11/16/11		3,732	256	2	250		40	4,240	4,280	\$ 1,465.44
11/17/11		4,214	905		460		68	5,576	5,647	\$ 1,955.68
11/18/11		3,635	531	227	321		50	4,714	4,764	\$ 1,646.30
11/19/11		613	3		143		5	756	764	\$ 265.22
11/20/11									0	\$ -
11/21/11		2,813	477		153		16	3,441	3,459	\$ 1,186.91
11/22/11		14,141	1,218	12	651		101	16,022	16,123	\$ 5,507.19
11/23/11		3,916	602		253		29	4,771	4,800	\$ 1,648.29
11/24/11									0	\$ -
11/25/11		7,659	503	1	300		36	8,451	8,499	\$ 2,895.51
11/26/11									0	\$ -
11/27/11									0	\$ -
11/28/11									0	\$ -
11/29/11		5,837	461		257		32	6,547	6,587	\$ 2,247.51
11/30/11									0	\$ -
TOTAL		0	123,518	11,287	612	8,043	0	143,225	144,600	\$ 49,549.79
		\$ 41,996.12	\$ 4,119.76	\$ 225.22	\$ 3,136.77	\$ -	\$ 501.60	\$ (429.68)	\$ -	\$ 49,549.79

2012 Customer Accounting - Postage  
Large Meter



KENTUCKY AMERICAN WATER COMPANY  
Postage Data - Large Meter  
Case No. 2012-00520  
Workpaper EXP-11B.1

Date	PIECES CARRIER	5-DIGIT 0.34	3-DIGIT 0.365	AADC 0.368	MIXED AADC 0.39	PERSORTED 0.414	SINGLE 0.44	IMB DISCOUNT -0.003	TOTAL BILLS	TOTAL DOLLARS
11/30/11		6,126	261		171	0.414	28	6,558	6,586	\$ 2,237.44
12/01/11		9,611	876		669		92	11,150	11,248	\$ 3,855.42
12/02/11		5,748	590		333		40	6,424	6,711	\$ 2,297.87
12/03/11									0	\$ -
12/04/11									0	\$ -
12/05/11		6,449	659	2	536		36	7,434	7,682	\$ 2,636.51
12/06/11		7,768	1,054		613		175	9,435	9,610	\$ 3,313.60
12/07/11		10,299	543	198	519		91	11,559	11,650	\$ 3,980.49
12/08/11		6,272	336	2	372		49	6,982	7,031	\$ 2,401.55
12/09/11		5,629	639	1	355		47	6,617	6,671	\$ 2,286.74
12/10/11		356			144		17	500	517	\$ 183.18
12/11/11									0	\$ -
12/12/11		5,064	391	1	403		29	5,859	5,888	\$ 2,017.20
12/13/11		7,696	398	166	543		91	8,794	8,894	\$ 3,048.43
12/14/11		3,940	317	1	237		33	4,494	4,528	\$ 1,549.14
12/15/11		4,660	605	1	314		48	5,580	5,628	\$ 1,932.43
12/16/11		7,099	924	217	371		79	8,567	8,690	\$ 2,984.53
12/17/11					15			15	15	\$ 5.81
12/18/11									0	\$ -
12/19/11		1,279	448		79		42	1,806	1,848	\$ 642.25
12/20/11		4,002	372		481		46	4,848	4,901	\$ 1,689.75
12/21/11		5,286	586		399		56	6,271	6,327	\$ 2,172.57
12/22/11		12,489	927	12	680		67	14,107	14,175	\$ 4,841.39
12/23/11		344	227		34		4	604	609	\$ 213.02
12/24/11									0	\$ -
12/25/11									0	\$ -
12/26/11									0	\$ -
12/27/11		4,388	549		349		37	5,281	5,323	\$ 1,828.85
12/28/11		5,939	221		230		20	6,390	6,410	\$ 2,179.26
12/29/11									0	\$ -
12/30/11									0	\$ -
TOTAL	0	120,444	10,923	601	7,847	0	1,127	139,275	140,942	\$ 48,297.43
		\$ 40,950.96	\$ 3,986.90	\$ 221.17	\$ 3,060.33	\$ -	\$ 495.88	\$ (417.83)	\$ 140,942	\$ 48,297.41

2012 Customer Accounting - Postage  
Large Meter

KENTUCKY AMERICAN WATER COMPANY  
Postage Data - Large Meter  
Case No. 2012-00520  
Workpaper EXP-11B.1

Date	PIECES CARRIER	5-DIGIT	3-DIGIT	AADC	MIXED AADC	PERSORTED	SINGLE	IMB DISCOUNT	TOTAL BILLS	TOTAL DOLLARS
new rates effective 1/23/12										
12/29/11		8,848	804	1	484	0.414	0.45	10,123	10,208	\$ 3,491.78
12/30/11		7,501	257	261				8,016	8,052	\$ 2,736.41
01/01/12									0	\$ -
01/02/12									0	\$ -
01/03/12		5,514	526	486			49	6,526	6,575	\$ 2,258.27
01/04/12		5,007	367	430			38	5,804	5,842	\$ 2,003.34
01/05/12		5,556	466	600			33	6,623	6,656	\$ 2,288.15
01/06/12		11,303	1,378	797			216	13,478	13,694	\$ 4,711.43
01/07/12									0	\$ -
01/08/12									0	\$ -
01/09/12		6,613	670	470			82	7,535	7,835	\$ 2,689.75
01/10/12		4,401	314	325			21	5,042	5,063	\$ 1,732.55
01/11/12		6,304	335	322			36	6,963	6,999	\$ 2,386.90
01/12/12		3,097	422	224			31	3,744	3,775	\$ 1,297.15
01/13/12		5,087	434	369			30	6,062	6,092	\$ 2,090.21
01/14/12		4,055	555	323			45	4,892	4,978	\$ 1,712.37
01/15/12									0	\$ -
01/16/12		6,851	394	405			74	7,814	7,889	\$ 2,700.94
01/17/12		3,906	312	199			32	4,419	4,451	\$ 1,521.09
01/18/12		4,640	414	266			42	5,321	5,363	\$ 1,835.34
01/19/12		4,839	508	324			47	5,673	5,720	\$ 1,961.44
01/20/12		1,670	750	200			40	2,619	2,660	\$ 929.29
01/21/12									0	\$ -
01/22/12									0	\$ -
01/23/12		3,580	514	233			80	4,630	4,710	\$ 1,676.90
01/24/12		6,050	586	518			57	7,154	7,211	\$ 2,550.12
01/25/12		11,250	901	522			58	12,685	12,743	\$ 4,477.90
01/26/12		4,626	843	290			38	5,759	5,797	\$ 2,051.37
01/27/12		6,743	423	226			27	7,392	7,419	\$ 2,599.53
01/28/12									0	\$ -
01/29/12									0	\$ -
01/30/12		5,945	412	337			42	6,695	6,737	\$ 2,370.18
TOTAL	0	133,386	12,585	595	8,681	0	1,222	154,969	156,469	\$ 54,072.41
		\$ 45,733.18	\$ 4,626.64	\$ 220.44	\$ 3,416.33	\$ -	\$ 540.70	\$ (464.91)	\$ -	\$ 54,072.38

KENTUCKY AMERICAN WATER COMPANY  
Postage Data - Large Meter  
Case No. 2012-00520  
Workpaper EXP-11B.1

Date	PIECES CARRIER	5-DIGIT 0.35	3-DIGIT 0.374	AADC 0.374	MIXED AADC 0.404	PERSORTED 0.424	SINGLE 0.45	IMB DISCOUNT -0.003	TOTAL BILLS	TOTAL DOLLARS
01/31/12		6,111	248		197		27	6,556	6,583	\$ 2,303.67
02/01/12		4,909	556		367		50	5,832	5,882	\$ 2,079.37
02/02/12		7,901	729		421		61	9,051	9,112	\$ 3,208.38
02/03/12		6,123	452	1	648		30	7,224	7,254	\$ 2,566.09
02/04/12									0	\$ -
02/05/12									0	\$ -
02/06/12		8,442	1,297	1	661		185	10,401	10,586	\$ 3,759.24
02/07/12		5,739	437	1	414		64	6,591	6,655	\$ 2,348.75
02/08/12		4,446	349	3	278		20	5,076	5,096	\$ 1,793.83
02/09/12		6,290	323	2	359		37	6,974	7,011	\$ 2,463.81
02/10/12		6,166	987	1	247		74	7,401	7,475	\$ 2,638.50
02/11/12									0	\$ -
02/12/12									0	\$ -
02/13/12		5,376	430	1	538		40	6,345	6,385	\$ 2,259.11
02/14/12		6,854	415	163	356		69	7,788	7,857	\$ 2,766.58
02/15/12		3,924	307	1	243		38	4,475	4,513	\$ 1,590.44
02/16/12		4,672	418	1	221		40	5,312	5,352	\$ 1,883.25
02/17/12		6,662	591	2	531		73	7,786	7,859	\$ 2,777.50
02/18/12		624	151		9		5	784	1,573	\$ 278.41
02/19/12									0	\$ -
02/20/12									0	\$ -
02/21/12		5,287	1,326	222	572		140	7,407	7,547	\$ 2,701.27
02/22/12		5,308	597		356		56	6,261	6,317	\$ 2,231.32
02/23/12		12,779	1,186	12	612		75	14,589	14,664	\$ 5,157.93
02/24/12		4,351	677		255		32	5,283	5,315	\$ 1,877.62
02/25/12									0	\$ -
02/26/12									0	\$ -
02/27/12		6,689	403		180		24	7,272	7,296	\$ 2,553.58
02/28/12		5,074	302	1	260		19	5,637	5,656	\$ 1,985.90
02/29/12									0	\$ -
TOTAL	0	123,727	12,181	412	7,725	0	1,159	144,045	145,988	\$ 51,224.55
		\$ 43,304.45	\$ 4,555.69	\$ 154.09	\$ 3,120.90	\$ -	\$ 521.55	\$ (432.14)	\$ -	\$ 51,224.55

KENTUCKY AMERICAN WATER COMPANY  
Postage Data - Large Meter  
Case No. 2012-00520  
Workpaper EXP-11B.1

Date	PIECES CARRIER	5-DIGIT	3-DIGIT	AADC	MIXED AADC	PERSORTED	SINGLE	IMB DISCOUNT	TOTAL BILLS	TOTAL DOLLARS
02/29/12		6,122	244	1	200	0.424	27	6,567	6,594	\$ 2,307.58
03/01/12		7,223	945		465		82	8,633	8,715	\$ 3,080.34
03/02/12		6,151	321		410		44	6,882	6,926	\$ 2,437.70
03/03/12									0	\$ -
03/04/12									0	\$ -
03/05/12		6,061	449	1	611		30	7,122	7,152	\$ 2,528.63
03/06/12		7,932	951		664		183	9,547	9,730	\$ 3,453.84
03/07/12		5,781	406		390		20	6,577	6,639	\$ 2,340.92
03/08/12		4,426	281	2	295		67	5,004	5,024	\$ 1,768.11
03/09/12		8,229	692	2	360		7	9,283	9,350	\$ 3,287.45
03/10/12		895	1		153			1,049	1,056	\$ 375.44
03/11/12									0	\$ -
03/12/12		3,714	392	1	355		41	4,462	4,503	\$ 1,595.37
03/13/12		5,069	403	2	400		29	5,874	5,903	\$ 2,082.65
03/14/12		6,871	384	174	412		69	7,841	7,910	\$ 2,787.52
03/15/12		5,419	671	1	351		52	6,442	6,494	\$ 2,293.86
03/16/12		6,357	669	1	309		48	7,336	7,384	\$ 2,599.96
03/17/12									0	\$ -
03/18/12									0	\$ -
03/19/12		4,284	273	2	369		41	4,928	4,969	\$ 1,754.99
03/20/12		1,250	555	1	269		34	2,075	2,109	\$ 763.20
03/21/12					42			42	42	\$ 16.84
03/22/12		5,228	700	224	371		62	6,523	6,585	\$ 2,333.59
03/23/12		5,809	563		432		60	6,804	6,864	\$ 2,424.83
03/24/12									0	\$ -
03/25/12									0	\$ -
03/26/12		9,954	765	12	606		51	11,337	11,388	\$ 4,008.26
03/27/12		5,727	567		304		32	6,598	6,630	\$ 2,333.93
03/28/12		5,956	336		222		19	6,514	6,533	\$ 2,288.96
03/29/12		7,812	655	1	417		59	8,885	8,944	\$ 3,147.91
03/30/12									0	\$ -
TOTAL	0	126,270	11,223	425	8,407	0	1,119	146,325	147,444	\$ 52,011.88
		\$ 44,194.50	\$ 4,197.40	\$ 158.95	\$ 3,396.43	\$ -	\$ 503.55	\$ (438.98)	\$ -	\$ 52,011.86

2012 Customer Accounting - Postage  
Large Meter

KENTUCKY AMERICAN WATER COMPANY  
Postage Data - Large Meter  
Case No. 2012-00520  
Workpaper EXP-11B.1

Date	PIECES CARRIER	5-DIGIT	3-DIGIT	AADC	MIXED AADC	PERSORTED	SINGLE	IMB DISCOUNT	TOTAL BILLS	TOTAL DOLLARS
		0.35	0.374	0.374	0.404	0.424	0.45	-0.003		
03/30/12		6,783	210		282		30		7,305	\$ 2,558.19
03/31/12									0	\$ -
04/01/12									0	\$ -
04/02/12		6,063	537		420		52	7,020	7,072	\$ 2,494.91
04/03/12		5,071	338		417		32	5,826	5,858	\$ 2,066.65
04/04/12		5,551	455	1	551		26	6,558	6,584	\$ 2,328.02
04/05/12		9,684	1,419	2	672		199	11,777	11,976	\$ 4,246.56
04/06/12		6,401	608		441		69	7,450	7,519	\$ 2,654.61
04/07/12									0	\$ -
04/08/12									0	\$ -
04/09/12		4,449	278	2	252		17	4,981	4,998	\$ 1,756.39
04/10/12		7,231	260	2	468		58	7,961	8,019	\$ 2,820.13
04/11/12					17		207	17	224	\$ 99.97
04/12/12		3,067	441		219		44	3,727	3,771	\$ 1,335.48
04/13/12		6,186	594	1	412		42	7,193	7,235	\$ 2,551.40
04/14/12		766	1		200		7	967	1,941	\$ 349.52
04/15/12									0	\$ -
04/16/12		6,865	380	3	506		73	7,754	7,827	\$ 2,760.00
04/17/12		4,487	584	2	277		40	5,350	5,390	\$ 1,903.47
04/18/12		4,654	551	1	229		42	5,435	5,477	\$ 1,930.46
04/19/12		3,717	281	2	249		34	4,249	4,283	\$ 1,509.94
04/20/12		8,582	1,259	2	587		98	10,430	10,528	\$ 3,725.27
04/21/12									0	\$ -
04/22/12									0	\$ -
04/23/12		6,050	571		422		62	7,043	7,105	\$ 2,508.31
04/24/12		11,403	856	12	566		61	12,837	12,898	\$ 4,533.29
04/25/12		3,880	510		256		25	4,646	4,671	\$ 1,649.48
04/26/12		7,749	458		263		30	8,470	8,500	\$ 2,977.78
04/27/12		5,882	455		317		47	6,654	6,701	\$ 2,358.13
04/28/12									0	\$ -
04/29/12									0	\$ -
TOTAL	0	124,521	11,046	30	8,023	0	1,295	143,620	145,882	\$ 51,117.96
		\$ 43,582.35	\$ 4,131.20	\$ 11.22	\$ 3,241.29	\$ -	\$ 582.75	\$ (430.86)		\$ 51,117.96

2012 Customer Accounting - Postage  
Large Meter

KENTUCKY AMERICAN WATER COMPANY  
Postage Data - Large Meter  
Case No. 2012-00520  
Workpaper EXP-11B.1

Date	PIECES CARRIER	5-DIGIT 0.35	3-DIGIT 0.374	AADC 0.374	MIXED AADC 0.404	PERSORTED 0.424	SINGLE 0.45	IMB DISCOUNT -0.003	TOTAL BILLS	TOTAL DOLLARS
04/30/12		6,121	215		156		24	6,492	6,516	\$ 2,277.11
05/01/12		6,053	887		420		67	7,360	7,427	\$ 2,628.04
05/02/12		5,075	358		369		34	5,802	5,836	\$ 2,057.11
05/03/12		7,301	463	1	668		39	8,433	8,472	\$ 2,991.01
05/04/12		8,507	923	2	751		184	10,183	10,367	\$ 3,679.06
05/05/12									0	\$ -
05/06/12									0	\$ -
05/07/12		6,420	598		491		64	7,509	7,573	\$ 2,675.29
05/08/12		4,437	342	2	303		20	5,084	5,104	\$ 1,797.77
05/09/12		6,337	362	2	348		44	7,093	7,093	\$ 2,493.33
05/10/12		3,095	446	5	328		46	3,874	3,920	\$ 1,393.51
05/11/12		5,609	640	1	451		34	6,701	6,735	\$ 2,380.29
05/12/12									0	\$ -
05/13/12									0	\$ -
05/14/12		7,112	380	158	491		77	8,141	8,218	\$ 2,899.00
05/15/12		3,864	390	1	237		32	4,492	4,524	\$ 1,595.31
05/16/12		4,654	481	1	259		35	5,395	5,430	\$ 1,913.37
05/17/12		3,717	317	2	251		38	4,287	4,325	\$ 1,525.90
05/18/12		5,604	1,328	1	605		99	7,538	7,637	\$ 2,724.80
05/19/12									0	\$ -
05/20/12									0	\$ -
05/21/12		5,337	740		348		53	6,425	6,478	\$ 2,289.88
05/22/12		11,388	864	12	572		58	12,836	12,894	\$ 4,532.10
05/23/12					14		205	14	219	\$ 97.86
05/24/12		3,791	1,004		380		26	5,175	5,201	\$ 1,852.04
05/25/12		6,112	274	1	301		21	6,688	6,709	\$ 2,353.04
05/26/12									0	\$ -
05/27/12									0	\$ -
05/28/12			263		31		7	294	301	\$ 113.15
05/29/12		5,084	299		264		27	5,647	5,674	\$ 1,993.09
05/30/12		115,618	11,574	189	8,038		1,234	135,419	136,653	\$ 48,262.06
TOTAL	0	\$ 40,466.30	\$ 4,328.68	\$ 70.69	\$ 3,247.35	\$ -	\$ 555.30	\$ (406.26)	\$ -	\$ 48,262.06

KENTUCKY AMERICAN WATER COMPANY  
Postage Data - Large Meter  
Case No. 2012-00520  
Workpaper EXP-11B.1

Date	PIECES CARRIER	5-DIGIT 0.35	3-DIGIT 0.374	AADC 0.374	MIXED AADC 0.404	PERSORTED 0.424	SINGLE 0.45	IMB DISCOUNT -0.003	TOTAL BILLS	TOTAL DOLLARS
05/31/12		6,756	479	1	308		41	7,544	7,585	\$ 2,664.37
06/01/12		4,998	779	1	380		46	6,158	6,204	\$ 2,196.77
06/02/12									0	\$ -
06/03/12									0	\$ -
06/04/12		5,079	534	154	259		41	6,026	6,067	\$ 2,139.97
06/05/12		5,549	470	2	593		27	6,641	6,641	\$ 2,350.56
06/06/12		7,998	950	2	655		175	9,605	9,780	\$ 3,469.90
06/07/12		5,781	486	160	291		59	6,718	6,777	\$ 2,388.91
06/08/12		5,605	483	1	397		35	6,486	6,521	\$ 2,299.45
06/09/12									0	\$ -
06/10/12									0	\$ -
06/11/12		6,621	530	2	386		49	7,539	7,588	\$ 2,671.70
06/12/12		3,097	447	5	229		37	3,778	3,815	\$ 1,350.83
06/13/12		5,100	410	1	420		30	5,931	5,961	\$ 2,104.10
06/14/12		7,399	649	156	528		84	8,732	8,816	\$ 3,115.64
06/15/12		4,055	383	1	339		36	4,778	4,814	\$ 1,701.69
06/16/12									0	\$ -
06/17/12									0	\$ -
06/18/12		4,815	495	1	387		37	5,698	5,735	\$ 2,026.66
06/19/12		3,727	281	2	260		34	4,270	4,304	\$ 1,517.82
06/20/12		1,263	595	2	249		35	2,109	2,144	\$ 775.35
06/21/12		3,710	740	230	344		63	5,024	5,087	\$ 1,813.53
06/22/12		5,360	886		370		59	6,616	6,675	\$ 2,363.55
06/23/12									0	\$ -
06/24/12									0	\$ -
06/25/12		11,398	1,020	9	564		63	12,991	13,054	\$ 4,591.38
06/26/12		3,791	564		349		27	4,704	4,731	\$ 1,676.82
06/27/12		5,949	280		181		22	6,410	6,432	\$ 2,250.66
06/28/12		5,647	720		324		34	6,691	6,725	\$ 2,371.85
06/29/12									0	\$ -
06/30/12									0	\$ -
TOTAL	0	113,698	12,181	730	7,813	0	1,034	134,422	135,456	\$ 47,841.51
		\$ 39,794.30	\$ 4,555.69	\$ 273.02	\$ 3,156.45	\$ -	\$ 465.30	\$ (403.27)	\$ -	\$ 47,841.50

2012 Customer Accounting - Postage  
Large Meter

KENTUCKY AMERICAN WATER COMPANY  
Postage Data - Large Meter  
Case No. 2012-00520  
Workpaper EXP-11B.1

Date	PIECES CARRIER	5-DIGIT 0.35	3-DIGIT 0.374	AADC 0.374	MIXED AADC 0.404	PERSORTED 0.424	SINGLE 0.45	IMB DISCOUNT -0.003	TOTAL BILLS	TOTAL DOLLARS
06/29/12		6,629	402	1	183	0.424	33	7,215	7,248	\$ 2,538.01
06/30/12									0	\$ -
07/01/12									0	\$ -
07/02/12		281			140		3	421	424	\$ 155.00
07/03/12		10,144	865	1	607		76	11,617	11,693	\$ 4,118.86
07/04/12									0	\$ -
07/05/12		5,722	467	1	575		28	6,765	6,793	\$ 2,402.34
07/06/12		8,403	1,462	1	716		181	10,582	10,763	\$ 3,827.18
07/07/12									0	\$ -
07/08/12									0	\$ -
07/09/12		6,453	731		457		71	7,641	7,712	\$ 2,725.60
07/10/12		4,450	395	2	321		24	5,168	5,192	\$ 1,830.96
07/11/12		6,382	339	2	305		47	7,028	7,075	\$ 2,484.52
07/12/12		3,847	611	5	284		48	4,747	4,795	\$ 1,698.93
07/13/12		5,077	466	2	461		35	6,006	6,041	\$ 2,135.96
07/14/12			311		45		4	356	716	\$ 135.23
07/15/12									0	\$ -
07/16/12		6,936	440	168	376		78	7,920	7,998	\$ 2,818.24
07/17/12		3,891	623	2	301		39	4,817	4,856	\$ 1,720.30
07/18/12		4,666	512	1	258		35	5,437	5,472	\$ 1,928.63
07/19/12		4,660	518	2	328		37	5,508	5,545	\$ 1,958.12
07/20/12		1,436	594	2	343		32	2,375	2,407	\$ 871.35
07/21/12									0	\$ -
07/22/12									0	\$ -
07/23/12		3,542	607		381		47	4,530	4,577	\$ 1,628.20
07/24/12		5,639	967		416		77	7,022	7,099	\$ 2,516.96
07/25/12		11,322	806	9	565		61	12,702	12,763	\$ 4,485.11
07/26/12		3,964	857	1	412		45	5,234	5,279	\$ 1,879.29
07/27/12		6,181	477	1	207		32	6,866	6,898	\$ 2,419.55
07/28/12									0	\$ -
07/29/12									0	\$ -
07/30/12									0	\$ -
TOTAL	0	109,625	12,450	201	7,681	0	1,033	129,957	131,346	\$ 46,278.34
		\$ 38,368.75	\$ 4,656.30	\$ 75.17	\$ 3,103.12	\$ -	\$ 464.85	\$ (389.87)	\$ 46,278.33	



KENTUCKY AMERICAN WATER COMPANY  
Postage Data - Large Meter  
Case No. 2012-00520  
Workpaper EXP-11B.1

Date	PIECES CARRIER	5-DIGIT 0.35	3-DIGIT 0.374	AADC 0.374	MIXED AADC 0.404	PERSORTED 0.424	SINGLE 0.45	IMB DISCOUNT -0.003	TOTAL BILLS	TOTAL DOLLARS
07/30/12		5,291	532		290		35	6,113	6,148	\$ 2,165.39
07/31/12		6,167	296	1	197		29	6,661	6,690	\$ 2,342.18
08/01/12					35			35	35	\$ 14.04
08/02/12		11,441	1,164	157	528		105	13,290	13,395	\$ 4,719.10
08/03/12		5,551	759	1	592		38	6,903	6,941	\$ 2,462.65
08/04/12								0	0	\$ -
08/05/12								0	0	\$ -
08/06/12		7,986	913	55	704		184	9,658	9,842	\$ 3,495.37
08/07/12		6,270	566	163	376		83	7,375	7,458	\$ 2,634.28
08/08/12		4,420	338	1	304		16	5,063	5,079	\$ 1,788.61
08/09/12		7,434	560	4	449		55	8,448	8,502	\$ 2,993.64
08/10/12		3,133	491	6	236		40	3,866	3,906	\$ 1,384.17
08/11/12								0	0	\$ -
08/12/12								0	0	\$ -
08/13/12		5,444	450	3	556		37	6,453	6,490	\$ 2,296.74
08/14/12		6,974	518	165	420		75	8,077	8,152	\$ 2,875.54
08/15/12		4,067	441	2	348		32	4,858	4,890	\$ 1,729.55
08/16/12		5,490	1,119		325		50	6,934	6,984	\$ 2,473.00
08/17/12		3,948	351	2	341		41	4,642	4,683	\$ 1,656.11
08/18/12								0	0	\$ -
08/19/12								0	0	\$ -
08/20/12		1,260	585	1	214		36	2,060	2,096	\$ 756.64
08/21/12		3,940	697	241	380		59	5,258	5,317	\$ 1,894.11
08/22/12		5,676	516		335		68	6,527	6,595	\$ 2,325.94
08/23/12		11,877	921	4	648		82	13,450	13,532	\$ 4,761.24
08/24/12		4,106	920		425		46	5,451	5,497	\$ 1,957.23
08/25/12								0	0	\$ -
08/26/12								0	0	\$ -
08/27/12		6,213	480	1	208		34	6,902	6,936	\$ 2,433.07
08/28/12		5,110	322		237		21	5,669	5,690	\$ 1,997.12
08/29/12		6,142	290	1	166		25	6,599	6,624	\$ 2,317.05
08/30/12		6,030	943	1	518		66	7,492	7,558	\$ 2,680.05
TOTAL	0	133,970	14,172	809	8,832	0	1,257	157,784	159,040	\$ 56,152.82
		\$ 46,889.50	\$ 5,300.33	\$ 302.57	\$ 3,568.13	\$ -	\$ 565.65	\$ (473.35)	\$ -	\$ 56,152.82

2012 Customer Accounting - Postage  
Large Meter

KENTUCKY AMERICAN WATER COMPANY  
Postage Data - Large Meter  
Case No. 2012-00520  
Workpaper EXP-11B.1

Date	PIECES CARRIER	5-DIGIT	3-DIGIT	AADC	MIXED AADC	PERSORTED	SINGLE	IMB DISCOUNT	TOTAL BILLS	TOTAL DOLLARS
08/31/12		5,454	627	3	407	0.424	50	-0.003	6,541	\$ 2,311.98
09/01/12									0	\$ -
09/02/12									0	\$ -
09/03/12									0	\$ -
09/04/12	1	5,526	637	1	532		35	6,696	6,731	\$ 2,383.30
09/05/12					29		209	29	238	\$ 105.68
09/06/12		709	275		143		12	1,127	1,139	\$ 410.79
09/07/12	56	6,612	1,098	56	411		128	8,177	8,305	\$ 2,944.91
09/08/12									0	\$ -
09/09/12									0	\$ -
09/10/12	3	6,157	533	3	564		67	7,257	7,324	\$ 2,591.65
09/11/12	1	4,684	280	1	378		21	5,343	5,364	\$ 1,890.63
09/12/12	4	6,413	362	4	360		46	7,139	7,185	\$ 2,526.16
09/13/12	7	3,116	443	7	243		35	3,809	3,844	\$ 1,361.40
09/14/12	2	5,115	416	2	487		29	6,020	6,049	\$ 2,138.32
09/15/12		1,048	523		121		14	1,692	1,706	\$ 612.51
09/16/12									0	\$ -
09/17/12	3	6,935	383	3	509		69	7,830	7,899	\$ 2,784.81
09/18/12	3	3,712	368	3	343		35	4,426	4,461	\$ 1,579.00
09/19/12		4,643	477		247		42	5,367	5,409	\$ 1,906.04
09/20/12	2	3,883	265	2	248		26	4,398	4,424	\$ 1,557.61
09/21/12	153	5,289	1,110	153	438		95	6,990	7,085	\$ 2,522.24
09/22/12			173		16		4	189	382	\$ 72.40
09/23/12									0	\$ -
09/24/12									0	\$ -
09/25/12	3	16,860	1,336	3	987		140	19,186	19,326	\$ 6,805.98
09/26/12		3,801	606		348		23	4,755	4,778	\$ 1,693.67
09/27/12	1	5,976	302	1	296		27	6,575	6,602	\$ 2,316.93
09/28/12										
09/29/12										
09/30/12										
TOTAL	0	95,933	10,214	242	7,107	0	1,107	113,496	114,792	\$ 40,516.01
		\$ 33,576.55	\$ 3,820.04	\$ 90.51	\$ 2,871.23	\$ -	\$ 498.15	\$ (340.49)		\$ 40,515.98
Total Pieces	0	1,448,776	141,784	5,632	96,216	0	13,907	1,690,773	1,708,611	

2012 Customer Accounting - Postage  
Large Meter

**KENTUCKY AMERICAN WATER COMPANY**  
**Postage Data - Small Meter**  
**Case No. 2012-00520**  
**Workpaper EXP-11B.2**

	KY 0.44	CANADA 0.72	INTERNAT 0.94	LETTER 0.42	GROUP BILLS	Total Bill	Total Pieces
10/3/2011	8					\$3.52	8
10/4/2011	5					\$2.20	5
10/5/2011	6					\$2.64	6
10/6/2011	8					\$3.52	8
10/7/2011						\$0.00	0
10/8/2011						\$0.00	0
10/9/2011						\$0.00	0
10/10/2011						\$0.00	0
10/11/2011	13					\$5.72	13
10/12/2011	3					\$1.32	3
10/13/2011	3					\$1.32	3
10/14/2011	5					\$2.20	5
10/15/2011						\$0.00	0
10/16/2011						\$0.00	0
10/17/2011	2					\$0.88	2
10/18/2011	13					\$5.72	13
10/19/2011	11					\$4.84	11
10/20/2011	8					\$3.52	8
10/21/2011	6					\$2.64	6
10/22/2011						\$0.00	0
10/23/2011						\$0.00	0
10/24/2011	7					\$3.08	7
10/25/2011	33					\$14.52	33
10/26/2011	2					\$0.88	2
10/27/2011	5					\$2.20	5
10/28/2011	1					\$0.44	1
10/29/2011						\$0.00	0
10/30/2011						\$0.00	0
10/31/2011	2					\$0.88	2
Total	\$62.04	\$0.00	\$0.00	\$0.00		<u>\$62.04</u>	<u>141</u>

**KENTUCKY AMERICAN WATER COMPANY**

Postage Data - Small Meter

Case No. 2012-00520

Workpaper EXP-11B.2

	KY 0.44	CANADA 0.72	INTERNAT 0.94	LETTER 0.42	GROUP BILLS	Total Bill	Total Pieces
11/1/2011	2					\$0.88	2
11/2/2011	3					\$1.32	3
11/3/2011	4					\$1.76	4
11/4/2011	5					\$2.20	5
11/5/2011						\$0.00	0
11/6/2011						\$0.00	0
11/7/2011	7					\$3.08	7
11/8/2011	2					\$0.88	2
11/9/2011	14					\$6.16	14
11/10/2011	15					\$6.60	15
11/11/2011	6					\$2.64	6
11/12/2011						\$0.00	0
11/13/2011						\$0.00	0
11/14/2011	10					\$4.40	10
11/15/2011	3					\$1.32	3
11/16/2011	4					\$1.76	4
11/17/2011	4					\$1.76	4
11/18/2011	5					\$2.20	5
11/19/2011						\$0.00	0
11/20/2011						\$0.00	0
11/21/2011	9					\$3.96	9
11/22/2011	5					\$2.20	5
11/23/2011	1					\$0.44	1
11/24/2011						\$0.00	0
11/25/2011						\$0.00	0
11/26/2011						\$0.00	0
11/27/2011						\$0.00	0
11/28/2011	5					\$2.20	5
11/29/2011	9					\$3.96	9
11/30/2011	4					\$1.76	4
TOTALS	\$51.48	\$0.00	\$0.00	\$0.00	\$0.00	\$51.48	117

**KENTUCKY AMERICAN WATER COMPANY**

Postage Data - Small Meter

Case No. 2012-00520

Workpaper EXP-11B.2

	KY 0.44	CANADA 0.72	INTERNAT 0.94	LETTER 0.42	GROUP BILLS	Total Bill	Total Pieces
12/1/2011	3					\$1.32	3
12/2/2011	5					\$2.20	5
12/3/2011						\$0.00	0
12/4/2011						\$0.00	0
12/5/2011	6					\$2.64	6
12/6/2011	8					\$3.52	8
12/7/2011	5					\$2.20	5
12/8/2011	11					\$4.84	11
12/9/2011	26					\$11.44	26
12/10/2011						\$0.00	0
12/11/2011						\$0.00	0
12/12/2011	9					\$3.96	9
12/13/2011	7					\$3.08	7
12/14/2011	2					\$0.88	2
12/15/2011	4					\$1.76	4
12/16/2011	3					\$1.32	3
12/17/2011						\$0.00	0
12/18/2011						\$0.00	0
12/19/2011	6					\$2.64	6
12/20/2011	16					\$7.04	16
12/21/2011	3					\$1.32	3
12/22/2011						\$0.00	0
12/23/2011	5					\$2.20	5
12/24/2011						\$0.00	0
12/25/2011						\$0.00	0
12/26/2011						\$0.00	0
12/27/2011	1					\$0.44	1
12/28/2011	2					\$0.88	2
12/29/2011	1					\$0.44	1
12/30/2011						\$0.00	0
12/31/2011						\$0.00	0
TOTALS	\$54.12	\$0.00	\$0.00	\$0.00	\$0.00	\$54.12	123

**KENTUCKY AMERICAN WATER COMPANY**  
**Postage Data - Small Meter**  
**Case No. 2012-00520**  
**Workpaper EXP-11B.2**

	KY	CANADA	INTERNAT	LETTER	GROUP	Total	Total
	0.44	0.72	0.94	0.42	BILLS	Bill	Pieces
<u>new rates effective 1/23/12</u>	<u>0.45</u>						
1/1/2012						\$0.00	0
1/2/2012						\$0.00	0
1/3/2012	10					\$4.40	10
1/4/2012	5					\$2.20	5
1/5/2012	6					\$2.64	6
1/6/2012	5					\$2.20	5
1/7/2012						\$0.00	0
1/8/2012						\$0.00	0
1/9/2012	2					\$0.88	2
1/10/2012	54					\$23.76	54
1/11/2012	6					\$2.64	6
1/12/2012	3					\$1.32	3
1/13/2012	2					\$0.88	2
1/14/2012						\$0.00	0
1/15/2012						\$0.00	0
1/16/2012	4					\$1.76	4
1/17/2012	9					\$3.96	9
1/18/2012	16					\$7.04	16
1/19/2012	2					\$0.88	2
1/20/2012	9					\$3.96	9
1/21/2012						\$0.00	0
1/22/2012						\$0.00	0
1/23/2012						\$0.00	0
1/24/2012	3					\$1.35	3
1/25/2012	3					\$1.35	3
1/26/2012	4					\$1.80	4
1/27/2012	2					\$0.90	2
1/28/2012						\$0.00	0
1/29/2012						\$0.00	0
1/30/2012	8					\$3.60	8
1/31/2012						\$0.00	0
<u>TOTALS</u>	<u>\$67.52</u>	<u>\$0.00</u>	<u>\$0.00</u>	<u>\$0.00</u>	<u>\$0.00</u>	<u>\$67.52</u>	<u>153</u>

**KENTUCKY AMERICAN WATER COMPANY**

Postage Data - Small Meter

Case No. 2012-00520

Workpaper EXP-11B.2

	KY 0.45	CANADA 0.72	INTERNAT 0.94	LETTER 0.42	GROUP BILLS	Total Bill	Total Pieces
2/1/2012	5					\$2.25	5
2/2/2012	20					\$9.00	20
2/3/2012	3					\$1.35	3
2/4/2012						\$0.00	0
2/5/2012						\$0.00	0
2/6/2012	2					\$0.90	2
2/7/2012	3					\$1.35	3
2/8/2012	2					\$0.90	2
2/9/2012	6					\$2.70	6
2/10/2012	4					\$1.80	4
2/11/2012						\$0.00	0
2/12/2012						\$0.00	0
2/13/2012	4					\$1.80	4
2/14/2012	12					\$5.40	12
2/15/2012	4					\$1.80	4
2/16/2012	18					\$8.10	18
2/17/2012	7					\$3.15	7
2/18/2012						\$0.00	0
2/19/2012						\$0.00	0
2/20/2012	6					\$2.70	6
2/21/2012	8					\$3.60	8
2/22/2012	9					\$4.05	9
2/23/2012	6					\$2.70	6
2/24/2012	3					\$1.35	3
2/25/2012						\$0.00	0
2/26/2012						\$0.00	0
2/27/2012	4					\$1.80	4
2/28/2012	5					\$2.25	5
2/29/2012	10					\$4.50	10
TOTALS	\$63.45	\$0.00	\$0.00	\$0.00	\$0.00	<u>\$63.45</u>	<u>141</u>

**KENTUCKY AMERICAN WATER COMPANY**

Postage Data - Small Meter

Case No. 2012-00520

Workpaper EXP-11B.2

	KY 0.45	CANADA 0.72	INTERNAT 0.94	LETTER 0.42	GROUP BILLS	Total Bill	Total Pieces
3/1/2012	2					\$0.90	2
3/2/2012	3					\$1.35	3
3/3/2012						\$0.00	0
3/4/2012						\$0.00	0
3/5/2012	6					\$2.70	6
3/6/2012	5					\$2.25	5
3/7/2012	4					\$1.80	4
3/8/2012	3					\$1.35	3
3/9/2012	3					\$1.35	3
3/10/2012						\$0.00	0
3/11/2012						\$0.00	0
3/12/2012	4					\$1.80	4
3/13/2012	3					\$1.35	3
3/14/2012	2					\$0.90	2
3/15/2012	3					\$1.35	3
3/16/2012	1					\$0.45	1
3/17/2012						\$0.00	0
3/18/2012						\$0.00	0
3/19/2012	4					\$1.80	4
3/20/2012	11					\$4.95	11
3/21/2012	9					\$4.05	9
3/22/2012	2					\$0.90	2
3/23/2012	1					\$0.45	1
3/24/2012						\$0.00	0
3/25/2012						\$0.00	0
3/26/2012	10					\$4.50	10
3/27/2012	5					\$2.25	5
3/28/2012	5					\$2.25	5
3/29/2012	4					\$1.80	4
3/30/2012						\$0.00	0
3/31/2012						\$0.00	0
	\$40.50	\$0.00	\$0.00	\$0.00	\$0.00	\$40.50	90



**KENTUCKY AMERICAN WATER COMPANY**  
**Postage Data - Small Meter**  
**Case No. 2012-00520**  
**Workpaper EXP-11B.2**

	KY 0.45	CANADA 0.72	INTERNAT 0.94	LETTER 0.42	GROUP BILLS	Total Bill	Total Pieces
4/1/2012						\$0.00	0
4/2/2012	4					\$1.80	4
4/3/2012	1					\$0.45	1
4/4/2012	2					\$0.90	2
4/5/2012	4					\$1.80	4
4/6/2012						\$0.00	0
4/7/2012						\$0.00	0
4/8/2012						\$0.00	0
4/9/2012	4					\$1.80	4
4/10/2012	4					\$1.80	4
4/11/2012	11					\$4.95	11
4/12/2012	14					\$6.30	14
4/13/2012	1					\$0.45	1
4/14/2012						\$0.00	0
4/15/2012						\$0.00	0
4/16/2012	2					\$0.90	2
4/17/2012	7					\$3.15	7
4/18/2012	4					\$1.80	4
4/19/2012	6					\$2.70	6
4/20/2012	3					\$1.35	3
4/21/2012						\$0.00	0
4/22/2012						\$0.00	0
4/23/2012	4					\$1.80	4
4/24/2012	2					\$0.90	2
4/25/2012	2					\$0.90	2
4/26/2012	6					\$2.70	6
4/27/2012	4					\$1.80	4
4/28/2012						\$0.00	0
4/29/2012						\$0.00	0
4/30/2012	6					\$2.70	6
	\$40.95	\$0.00	\$0.00	\$0.00	\$0.00	<u>\$40.95</u>	<u>91</u>

**KENTUCKY AMERICAN WATER COMPANY**

Postage Data - Small Meter

Case No. 2012-00520

Workpaper EXP-11B.2

	KY 0.45	CANADA 0.72	INTERNAT 0.94	LETTER 0.42	GROUP BILLS	Total Bill	Total Pieces
5/1/2012	3					\$1.35	3
5/2/2012	4					\$1.80	4
5/3/2012	1					\$0.45	1
5/4/2012	1					\$0.45	1
5/5/2012						\$0.00	0
5/6/2012						\$0.00	0
5/7/2012						\$0.00	0
5/8/2012	3					\$1.35	3
5/9/2012	8					\$3.60	8
5/10/2012	3					\$1.35	3
5/11/2012	3					\$1.35	3
5/12/2012						\$0.00	0
5/13/2012						\$0.00	0
5/14/2012	4					\$1.80	4
5/15/2012	1					\$0.45	1
5/16/2012	3					\$1.35	3
5/17/2012	3					\$1.35	3
5/18/2012	2					\$0.90	2
5/19/2012						\$0.00	0
5/20/2012						\$0.00	0
5/21/2012	4					\$1.80	4
5/22/2012	1					\$0.45	1
5/23/2012	2					\$0.90	2
5/24/2012	4					\$1.80	4
5/25/2012	3					\$1.35	3
5/26/2012						\$0.00	0
5/27/2012						\$0.00	0
5/28/2012						\$0.00	0
5/29/2012	8					\$3.60	8
5/30/2012	3					\$1.35	3
5/31/2012	1					\$0.45	1
	\$29.25	\$0.00	\$0.00	\$0.00	\$0.00	\$29.25	65

**KENTUCKY AMERICAN WATER COMPANY**

Postage Data - Small Meter

Case No. 2012-00520

Workpaper EXP-11B.2

	KY 0.45	CANADA 0.72	INTERNAT 0.94	LETTER 0.42	GROUP BILLS	Total Bill	Total Pieces
6/1/2012	24					\$10.80	24
6/2/2012						\$0.00	0
6/3/2012						\$0.00	0
6/4/2012	5					\$2.25	5
6/5/2012	3					\$1.35	3
6/6/2012	3					\$1.35	3
6/7/2012	4					\$1.80	4
6/8/2012	7					\$3.15	7
6/9/2012						\$0.00	0
6/10/2012						\$0.00	0
6/11/2012	5					\$2.25	5
6/12/2012	28					\$12.60	28
6/13/2012	4					\$1.80	4
6/14/2012	4					\$1.80	4
6/15/2012	3					\$1.35	3
6/16/2012						\$0.00	0
6/17/2012						\$0.00	0
6/18/2012	3					\$1.35	3
6/19/2012	3					\$1.35	3
6/20/2012	2					\$0.90	2
6/21/2012	5					\$2.25	5
6/22/2012	2					\$0.90	2
6/23/2012						\$0.00	0
6/24/2012						\$0.00	0
6/25/2012	13					\$5.85	13
6/26/2012	3					\$1.35	3
6/27/2012	4					\$1.80	4
6/28/2012	5					\$2.25	5
6/29/2012	27					\$12.15	27
6/30/2012						\$0.00	0
<b>TOTALS</b>	<b>\$70.65</b>	<b>\$0.00</b>	<b>\$0.00</b>	<b>\$0.00</b>	<b>\$0.00</b>	<b>\$70.65</b>	<b>157</b>

**KENTUCKY AMERICAN WATER COMPANY**

Postage Data - Small Meter

Case No. 2012-00520

Workpaper EXP-11B.2

	KY 0.45	CANADA 0.72	INTERNAT 0.94	LETTER 0.42	GROUP BILLS	Total Bill	Total Pieces
7/1/2012						\$0.00	0
7/2/2012	19					\$8.55	19
7/3/2012	1					\$0.45	1
7/4/2012						\$0.00	0
7/5/2012	3					\$1.35	3
7/6/2012	1					\$0.45	1
7/7/2012						\$0.00	0
7/8/2012						\$0.00	0
7/9/2012	23					\$10.35	23
7/10/2012	5					\$2.25	5
7/11/2012	14					\$6.30	14
7/12/2012	7					\$3.15	7
7/13/2012						\$0.00	0
7/14/2012						\$0.00	0
7/15/2012						\$0.00	0
7/16/2012	1					\$0.45	1
7/17/2012	2					\$0.90	2
7/18/2012	1					\$0.45	1
7/19/2012	5					\$2.25	5
7/20/2012	3					\$1.35	3
7/21/2012						\$0.00	0
7/22/2012						\$0.00	0
7/23/2012	3					\$1.35	3
7/24/2012	7					\$3.15	7
7/25/2012	4					\$1.80	4
7/26/2012	2					\$0.90	2
7/27/2012	15					\$6.75	15
7/28/2012						\$0.00	0
7/29/2012						\$0.00	0
7/30/2012	3					\$1.35	3
7/31/2012	4					\$1.80	4
TOTALS	\$55.35	\$0.00	\$0.00	\$0.00	\$0.00	\$55.35	123

**KENTUCKY AMERICAN WATER COMPANY**

Postage Data - Small Meter

Case No. 2012-00520

Workpaper EXP-11B.2

	KY 0.45	CANADA 0.72	INTERNAT 0.94	LETTER 0.42	GROUP BILLS	Total Bill	Total Pieces
8/1/2012	1					\$0.45	1
8/2/2012						\$0.00	0
8/3/2012	12					\$5.40	12
8/4/2012						\$0.00	0
8/5/2012						\$0.00	0
8/6/2012	4					\$1.80	4
8/7/2012	6					\$2.70	6
8/8/2012	4					\$1.80	4
8/9/2012	13					\$5.85	13
8/10/2012	1					\$0.45	1
8/11/2012						\$0.00	0
8/12/2012						\$0.00	0
8/13/2012	25					\$11.25	25
8/14/2012	2					\$0.90	2
8/15/2012	2					\$0.90	2
8/16/2012	7					\$3.15	7
8/17/2012	3					\$1.35	3
8/18/2012						\$0.00	0
8/19/2012						\$0.00	0
8/20/2012	3					\$1.35	3
8/21/2012	2					\$0.90	2
8/22/2012	3					\$1.35	3
8/23/2012	2					\$0.90	2
8/24/2012	2					\$0.90	2
8/25/2012						\$0.00	0
8/26/2012						\$0.00	0
8/27/2012	3					\$1.35	3
8/28/2012	8					\$3.60	8
8/29/2012	10					\$4.50	10
8/30/2012	3					\$1.35	3
8/31/2012						\$0.00	0
	\$52.20	\$0.00	\$0.00	\$0.00	\$0.00	\$52.20	116

**KENTUCKY AMERICAN WATER COMPANY**

Postage Data - Small Meter

Case No. 2012-00520

Workpaper EXP-11B.2

	KY 0.45	CANADA 0.72	INTERNAT 0.94	LETTER 0.42	GROUP BILLS	Total Bill	Total Pieces
9/1/2012						\$0.00	0
9/2/2012						\$0.00	0
9/3/2012						\$0.00	0
9/4/2012	5					\$2.25	5
9/5/2012	12					\$5.40	12
9/6/2012						\$0.00	0
9/7/2012	2					\$0.90	2
9/8/2012						\$0.00	0
9/9/2012						\$0.00	0
9/10/2012	1					\$0.45	1
9/11/2012	12					\$5.40	12
9/12/2012	1					\$0.45	1
9/13/2012	3					\$1.35	3
9/14/2012	6					\$2.70	6
9/15/2012						\$0.00	0
9/16/2012						\$0.00	0
9/17/2012	2					\$0.90	2
9/18/2012	4					\$1.80	4
9/19/2012						\$0.00	0
9/20/2012	7					\$3.15	7
9/21/2012	4					\$1.80	4
9/22/2012						\$0.00	0
9/23/2012						\$0.00	0
9/24/2012	5					\$2.25	5
9/25/2012	10					\$4.50	10
9/26/2012	5					\$2.25	5
9/27/2012	9					\$4.05	9
9/28/2012	6					\$2.70	6
9/29/2012						\$0.00	0
9/30/2012						\$0.00	0
Total	\$42.30	\$0.00	\$0.00	\$0.00	\$0.00	\$42.30	94

Total Pieces

1,411

**KENTUCKY AMERICAN WATER COMPANY**  
**Postage Summary Recap**  
**Case No. 2012-00520**  
**Workpaper EXP-11B.3**

Period	Dollars			Pieces		
	Large Meter	Small Meter	Total Postage	Large Meter	Small Meter	Total Postage
October 2011	\$ 51,394.59	\$ 62.04	\$ 51,456.63	149,999	141	150,140
November 2011	\$ 49,549.79	\$ 51.48	\$ 49,601.27	144,600	117	144,717
December 2011	\$ 48,297.43	\$ 54.12	\$ 48,351.55	140,942	123	141,065
January 2012	\$ 54,072.41	\$ 67.52	\$ 54,139.93	156,469	153	156,622
February 2012	\$ 51,224.55	\$ 63.45	\$ 51,288.00	145,988	141	146,129
March 2012	\$ 52,011.88	\$ 40.50	\$ 52,052.38	147,444	90	147,534
April 2012	\$ 51,117.96	\$ 40.95	\$ 51,158.91	145,882	91	145,973
May 2012	\$ 48,262.06	\$ 29.25	\$ 48,291.31	136,653	65	136,718
June 2012	\$ 47,841.51	\$ 70.65	\$ 47,912.16	135,456	157	135,613
July 2012	\$ 46,278.34	\$ 55.35	\$ 46,333.69	131,346	123	131,469
August 2012	\$ 56,152.82	\$ 52.20	\$ 56,205.02	159,040	116	159,156
September 2012	\$ 40,516.01	\$ 42.30	\$ 40,558.31	114,792	94	114,886

Total \$ 597,349.16  
 Metered Postage - GL \$ 302,848.61  
 Variance \$ 294,500.55

District	District Name	BU	Object	Sub	Account	Doc	Doc #	Period	Year	GL Date	Amount	Explanation	Remark
1201	KY-Corporate	120121	575660	15	Postage CA PS	Disbursement Request	43004265	1	12	01/11/12	500.00	US Postal Service-Carol Stream	BUSINESS REPLY DEPOSIT
1201	KY-Corporate	120121	575660	15	Postage CA ST	Sabrix Tax Entry	30988870	1	12	01/12/12	30.00	SABRIX NO TAX CHARGED ACR	43004265
1201	KY-Corporate	120105	575660	15	Postage CA JE	JE-Standard	125	1	12	01/31/12	54,139.93	AWCC Activity 01.12	POST_DR
1201	KY-Corporate	120105	575660	15	Postage CA JE	JE-Standard	125	2	12	02/29/12	51,288.00	AWCC ACTIVITY FEB-12	AWCC ACTIVITY-FEB12
1201	KY-Corporate	120105	575660	15	Postage CA JE	JE-Standard	125	3	12	03/31/12	52,052.39	AWCC Activity	AWCC Activity
1201	KY-Corporate	120105	575660	16	Postage AG PV	Voucher	43070786	4	12	04/11/12	1,515.00	Neofunds by Neopost	ACCT 2673
1201	KY-Corporate	120105	575660	16	Postage AG ST	Sabrix Tax Entry	31001649	4	12	04/13/12	90.90	SABRIX NO TAX CHARGED ACR	43070786
1201	KY-Corporate	120105	575660	15	Postage CA JE	JE-Standard	125	4	12	04/30/12	105,207.74	Record AWCC Activity - April	POST_DR
1201	KY-Corporate	120105	575660	15	Postage CA JE	JE-Standard	12120403	4	12	04/30/12	(105,207.74)	Reverse AWCC Act booked incorr	Reversal of AWCC
1201	KY-Corporate	120105	575660	15	Postage CA JE	JE-Standard	12120404	4	12	04/30/12	51,158.92	Correction of AWCC-JE125	AWCC Activity
1201	KY-Corporate	120105	575660	16	Postage AG PV	Voucher	43094387	5	12	05/17/12	1,566.35	Neofunds by Neopost	7900 0447 8036
1201	KY-Corporate	120105	575660	16	Postage AG ST	Sabrix Tax Entry	31014145	5	12	05/19/12	93.98	SABRIX NO TAX CHARGED ACR	43094387
1201	KY-Corporate	120105	575660	15	Postage CA JE	JE-Standard	125	5	12	05/31/12	48,291.31	AWCC Activity Posting	POST_DR
1201	KY-Corporate	120105	575660	15	Postage CA JE	JE-Standard	125	5	12	05/31/12	47,912.16	AWCC Activity-June 12	POST_DR
1201	KY-Corporate	120206	575660	16	Postage AG CC	Purchase Card	31053675	6	12	06/30/12	4,677.23	WORKBASKET ACCRUAL	BNA Communications
1202	KY-Lexington Water	120206	575660	16	Postage AG CC	Purchase Card	31053675	6	12	06/30/12	14.30	THE MAILROOM	ERIN GHOUSTON
1202	KY-Lexington Water	120206	575660	16	Postage AG CC	Purchase Card	31059770	6	12	06/30/12	14.13	THE MAILROOM	ERIN GHOUSTON
1201	KY-Corporate	120105	575660	16	Postage AG CC	Purchase Card	31063161	6	12	07/01/12	17.25	USPS 20460902031503246	ERIN GHOUSTON
1201	KY-Corporate	120105	575660	15	Postage CA JE	JE-Standard	125	7	12	07/31/12	46,333.69	Record AWCC activities not rec	BNA Communications
1201	KY-Corporate	120105	575660	16	Postage AG PV	Voucher	42924244	10	11	10/14/11	1,515.00	Neofunds by Neopost	POST_DR
1201	KY-Corporate	120105	575660	16	Postage AG ST	Sabrix Tax Entry	30979382	10	11	10/15/11	90.90	SABRIX NO TAX CHARGED ACR	7900 0447 8036
1201	KY-Corporate	120105	575660	15	Postage CA JE	JE-Standard	125	10	11	10/31/11	51,456.63	AWCC Actvty Oct 2011	42924244
1201	KY-Corporate	120105	575660	15	Postage CA JE	JE-Standard	125	10	11	10/31/11	49,601.27	Rec AWCC Actvty Nov11	POST_DR
1201	KY-Corporate	120122	575660	16	Postage AG PS	Disbursement Request	42968687	12	11	12/06/11	250.00	KENTUCKY STATE TREASURER - AP	MCCARTHY ETHICS FEES
1201	KY-Corporate	120122	575660	16	Postage AG PS	Disbursement Request	42968687	12	11	12/20/11	(250.00)	KENTUCKY STATE TREASURER - AP	MCCARTHY ETHICS FEES
1201	KY-Corporate	120105	575660	15	Postage CA JE	JE-Standard	125	12	11	12/31/11	48,351.55	AWCC activity	POST_DR
Total 575660 Object											506,033.66		

Customer Accounting Metered Postage 206,085.28  
 Other Customer Accounting Postage 46,583.69  
 Oct 2011 - July 2012 Customer Accounting Postage 252,668.97

**Total 12 Months Ending Sept 2012:**

Customer Accounting Metered Postage 302,848.61  
 Other Customer Accounting Postage 44,962.84  
 Test Year Customer Accounting Postage 347,811.25



T code FAGLB03 - Accounts 52566000 - 52566016

Year/month	Account	WBS element	Document Number	Business Area	Document Type	Document Date	Posting Key	Amount in local currency	Cost Center	Profit Center	Text	Offsett. account type	Offsetting acct no.
2012/08	52566000	E12-1600-120105	100000966		SA	8/31/2012	40	56,205.02		1201	Postage	S	23599999
2012/08	52566000	E12-1500-120205	100001043		SA	8/31/2012	40	56,205.02		1202		S	52566000
2012/08	52566000	E12-1600-120205	100001043		SA	8/31/2012	50	(56,205.02)		1202		S	52566000
2012/09	52566000	E12-1600-120105	100001208		SA	9/30/2012	40	40,558.31		1201	Postage	S	23599999
2012/09	52566000	E12-1500-120205	100001232		SA	9/30/2012	40	38,937.26		1202	Postage and Bank fees	S	52566000
2012/09	52566000	E12-1600-120205	100001232		SA	9/30/2012	50	(38,937.26)		1202	Postage and Bank fees	S	52566000
2012/09	52566000	E12-1200-120105	5000001637		KG	8/1/2012	50	(1,621.05)		1201		K	608075
2012/09	52566000	E12-1200-120105	9300001784		CS	9/28/2012	40	1,621.05		1201	WBS E12-1200-120105	S	52566016
2012/08	52566000	E12-1500-120205	9300001307		CS	9/13/2012	50	(56,205.02)		1202	WBS E12-1500-120205	S	52566015
2012/09	52566000	E12-1500-120205	9300002762		CS	10/8/2012	50	(38,937.26)		1202	WBS E12-1500-120205	S	52566015
2012/08	52566000	E12-1600-120105	9300001189		CS	9/10/2012	50	(56,205.02)		1201	WBS E12-1600-120105	S	52566016
2012/09	52566000	E12-1600-120105	9300002545		CS	10/4/2012	50	(40,558.31)		1201	WBS E12-1600-120105	S	52566016
2012/08	52566000	E12-1600-120105	9300001294		CS	9/13/2012	40	56,205.02		1202	WBS E12-1600-120205	S	52566016
2012/09	52566015	E12-1600-120205	9300002761		CS	10/8/2012	40	38,937.26		1202	WBS E12-1600-120205	S	52566000
2012/08	52566015	E12-1600-120205	9300001307		CS	9/13/2012	40	56,205.02	120205	1202	WBS E12-1500-120205	S	52566000
2012/09	52566015	E12-1600-120205	9300002762		CS	10/8/2012	40	38,937.26	120205	1202	WBS E12-1500-120205	S	52566000
2012/09	52566016	E12-1600-120105	9300001784		CS	9/28/2012	50	(1,621.05)	120105	1201	WBS E12-1200-120105	S	52566000
2012/08	52566016	E12-1600-120105	9300001189		CS	9/10/2012	40	56,205.02	120105	1201	WBS E12-1600-120105	S	52566000
2012/09	52566016	E12-1600-120105	9300002545		CS	10/4/2012	40	40,558.31	120105	1201	WBS E12-1600-120105	S	52566000
2012/08	52566016	E12-1600-120105	9300001294		CS	9/13/2012	50	(56,205.02)	120205	1202	WBS E12-1600-120205	S	52566000
2012/09	52566016	E12-1600-120205	9300002761		CS	10/8/2012	50	(38,937.26)	120205	1202	WBS E12-1600-120205	S	52566000

Customer Accounting Metered Postage 96,763.33  
 Other Customer Accounting Postage (1,621.05)  
 Test Year Customer Accounting Postage 95,142.28

First-Class Mail - Commercial  
 Letters and Postcards

Proposed 01.27.13 pg 11

Weight Not Over (ounces)	Automation				Machinable	Nonmachinable
	5-Digit	3-Digit	AADC	Mixed AADC	Presorted	Presorted
1	0.36	0.384	0.384	0.405	0.433	0.633
2	0.36	0.384	0.384	0.405	0.433	0.633
3	0.61	0.634	0.634	0.655	0.683	0.883
3.5	0.735	0.759	0.759	0.78	0.808	1.008
Postcard	0.234	0.246	0.246	0.258	0.281	-
Nonmachinable Surcharge			0.2			
Residual Single-Piece Letters						
Weight Not Over (ounces)						
1	0.48					
2	0.48					

1,992,280

customers @ 12 mo avg @ @ 9/30/2012 7/31/2014	111,505	1,062
residential	110,443	-46
commercial	8,804	1,015
add's bills	12,185	
bills @ .48	5,849	

Base Year Ending 03/31/12	Residential		Commercial		Variance to Base Year	
	Residential	Commercial	Residential	Commercial	Residential	Commercial
Residential	111,639	8,746	640	20		
Commercial	110,959	8,726	661	20		
	Aug-13	8,746	621	20		
	Sep-13	8,746	551	20		
	Oct-13	8,746	506	20		
	Nov-13	8,746	73	17		
	Dec-13	8,743	144	(1)		
	Jan-14	8,725	267	5		
	Feb-14	8,731	501	36		
	Mar-14	8,762	664	59		
	Apr-14	8,785	679	81		
	May-14	8,807	757	81		
	Jun-14	8,807	6,063	378		
	Jul-14	8,758	505	31		

537

Kentucky American Water Company  
KENTUCKY AMERICAN WATER COMPANY  
Case No. 2012-00520  
For the 12 Months Ending July 31, 2014  
July 31, 2014  
For the 12 Months Ending July 31, 2014  
Base Year for the 12 Months Ended March 31, 2013  
Base Year Adjustment  
Forecast Year for the 12 Months Ended July 31, 2014  
Attrition Year Adjustment at Present Rates:  
Attrition Year at Present Rates  
Adjustments for Proposed Rates:  
Attrition Year at Proposed Rates

Type of Filing:  Original  Updated  Revised  
Type of Filing:  Original  Updated  Revised  
Type of Filing:  Original  Updated  Revised

**Witnesses:**

Witness Responsible: Jermaine Bates

**Uncollectible Accounts**  
**Base Year Adjustment Uncollectible Accounts**

**W/P - 3-10**  
**Schedule D-2.3**

	<u>Base Year</u>
<b>Uncollectibles</b>	\$ 300,934

	<u>Forecast Period</u>
	<u>At Present Rates</u>
<b>Operating Revenue Exclusive of AFUDC</b>	\$ 83,666,204

Line Number	Description	Supporting Exhibit Reference	Base Year at 3/31/2013	Adjustments	Forecast Year at 7/31/2014
10	Uncollectibles	Schedule D-2.3	\$ 300,934	\$ 180,869	\$ 481,803

**For Revenue Requirement and Gross Up File:**

Uncollectible Rate	0.58%
--------------------	-------

Exhibits\Expense\[Uncollectibles Exhibit.xlsx]Exhibit

For Revenue Requirement:

Uncollectible Rate Exhibits\Expense\[Uncollectibles Exhibit.xlsx]3 Years Uncollectible - Water

Kentucky American Water Company  
 Case No. 2012-00520  
 Base Year Adjustment Uncollectible Accounts  
 For the 12 Months Ending July 31, 2014

Witness Responsible: Jermaine Bates  
 Type of Filing: \_\_\_X\_\_\_ Original \_\_\_ \_\_\_ Updated \_\_\_ \_\_\_ Revised

Line No.	Description	Base Year at 3/31/2013	Adjustments	Reference	Forecast Year at 7/31/2014
1	Base Year for the 12 Months Ended 3/31/13	\$ 300,934			\$ 300,934
2					
3					
4	<b>Adjustments:</b>				
5	Adjustment based on 3 year uncollectible percent to billed revenue avg.		180,869	Schedule D-2.3	
6			<u>180,869</u>		<u>180,869</u>
7	<b>Total Adjustments:</b>		<u>180,869</u>		<u>180,869</u>
8					
9					
10	<b>Forecasted Year at Present Rates</b>				<u><u>\$ 481,803</u></u>

**Kentucky American Water Company  
 Uncollectibles 3 Years - Water**

W/P - 3-10  
 Exhibits\Expense\Uncollectibles Exhibit.xlsx]3 Years Uncollectible - Water

Charge-Off Type	12 Months ended 9-30-10	12 Months ended 9-30-11	12 Months ended 9-30-12	Total
Charge-Offs	\$ 519,435	\$ 528,639	\$ 575,562	\$ 1,623,635
Recoveries	\$ (90,037)	\$ (77,179)	\$ (86,980)	\$ (254,197)
<b>Net Charge-Offs</b>	<b>\$ 429,397</b>	<b>\$ 451,459</b>	<b>\$ 488,583</b>	<b>\$ 1,369,439</b>
<b>Billed Revenues</b>	<b>\$ 67,762,342</b>	<b>\$ 84,673,995</b>	<b>\$ 85,369,948</b>	<b>\$ 237,806,285</b>
<b>Charge-Off %</b>	<b>0.63%</b>	<b>0.53%</b>	<b>0.57%</b>	<b>0.58%</b>

**Forecasted Billed Revenues 12 month ending 7/31/14**  
 3 year uncollectible percent to billed revenues avg.  
 \$ 83,666,204  
 0.58%  
**\$ 481,803**

Base Year Balance \$ 300,934  
 Forecasted Year Estimate \$ 481,803  
**Adjustment \$ 180,869**

Sum of Amount Charge-Off Type	Utility Type	12 Months Ended			Grand Total
		September 2010	September 2011	September 2012	
Charge- Offs	O	\$71,811.54	\$61,989.83	\$55,997.44	\$189,798.81
	S	\$6,582.17	\$5,065.66	\$7,290.34	\$18,938.17
	U			\$77.29	\$77.29
	W	\$447,622.98	\$466,648.68	\$519,487.73	\$1,433,759.39
<b>Charge- Offs Total</b>		<b>\$526,016.69</b>	<b>\$533,704.17</b>	<b>\$582,852.80</b>	<b>\$1,642,573.66</b>
Recoveries	O	(\$11,792.58)	(\$6,805.47)	(\$6,958.93)	(\$25,556.98)
	S	(\$778.55)	(\$442.33)	(\$676.32)	(\$1,897.20)
	W	(\$78,244.90)	(\$70,373.70)	(\$80,021.00)	(\$228,639.60)
<b>Recoveries Total</b>		<b>(\$90,816.03)</b>	<b>(\$77,621.50)</b>	<b>(\$87,656.25)</b>	<b>(\$256,093.78)</b>
<b>Grand Total</b>		<b>\$435,200.66</b>	<b>\$456,082.67</b>	<b>\$495,196.55</b>	<b>\$1,386,479.88</b>

## Water

Charge-Off Type	12 Months ended 9-30-10	2 Months ended 9-30-12	Months ended 9-30-1	Grand Total
Charge-Offs	\$519,434.52	\$528,638.51	\$575,562.46	\$1,623,635.49
Recoveries	(\$90,037.48)	(\$77,179.17)	(\$86,979.93)	(\$254,196.58)
Net Charge-Offs	\$429,397.04	\$451,459.34	\$488,582.53	\$1,369,438.91
Billed Revenues	\$67,762,341.92	\$84,673,995.47	\$85,369,947.53	\$237,806,284.92
Charge-Off %	0.63%	0.53%	0.57%	0.58%

## Sewer

Charge-Off Type	12 Months ended 9-30-10	2 Months ended 9-30-12	Months ended 9-30-1	Grand Total
Charge-Offs	\$6,582.17	\$5,065.66	\$7,290.34	\$18,938.17
Recoveries	(\$778.55)	(\$442.33)	(\$676.32)	(\$1,897.20)
Net Charge-Offs	\$5,803.62	\$4,623.33	\$6,614.02	\$17,040.97
Billed Revenues	\$314,175.62	\$306,235.59	\$303,844.96	\$924,256.17
Charge-Off %	1.85%	1.51%	2.18%	1.84%



Sum of Amount		12 Months Ended					
Utility Type	Class	Charge-Off Type	September 2010	September 2011	September 2012	Grand Total	
<b>O</b>	<b>1</b>	Charge- Offs	67326.19	59464.39	54501.71	181292.29	
		Recoveries	-11425.56	-10276.21	-6645.83	-28347.6	
	<b>2</b>	Charge- Offs	4458.57	1690.68	1490.95	7640.2	
		Recoveries	-358.79	3470.74	-313.1	2798.85	
	<b>6</b>	Charge- Offs	0.78	834.76	52.78	888.32	
	<b>7</b>	Charge- Offs	26		-48	-22	
		Recoveries	-8.23			-8.23	
<b>O Total</b>			<b>60018.96</b>	<b>55184.36</b>	<b>49038.51</b>	<b>164241.83</b>	
<b>S</b>	<b>1</b>	Charge- Offs	5920.69	4932.09	7204.39	18057.17	
		Recoveries	-778.55	-442.33	-676.32	-1897.2	
	<b>2</b>	Charge- Offs	661.48	133.57	85.95	881	
<b>S Total</b>			<b>5803.62</b>	<b>4623.33</b>	<b>6614.02</b>	<b>17040.97</b>	
<b>U</b>	<b>1</b>	Charge- Offs			77.27	77.27	
	<b>6</b>	Charge- Offs			0.02	0.02	
<b>U Total</b>					<b>77.29</b>	<b>77.29</b>	
<b>W</b>	<b>1</b>	Charge- Offs	383752.16	416180.14	374859.3	1174791.6	
		Recoveries	-71058.81	-68580.96	-47359.7	-186999.47	
	<b>2</b>	Charge- Offs	53160.79	44084.8	131514	228759.59	
		Recoveries	-7103.57	-1506.16	-32133.1	-40742.83	
	<b>4</b>	Charge- Offs	32.25			32.25	
		Recoveries		-32.25		-32.25	
	<b>6</b>	Charge- Offs	9974.85	6224.53	12255.99	28455.37	
		Recoveries	-74.76	-145.29		-220.05	
	<b>7</b>	Charge- Offs	702.93	159.21	858.44	1720.58	
		Recoveries	-7.76	-109.04	-528.2	-645	
	<b>W Total</b>			<b>369378.08</b>	<b>396274.98</b>	<b>439466.73</b>	<b>1205119.79</b>
	<b>Grand Total</b>			<b>435200.66</b>	<b>456082.67</b>	<b>495196.55</b>	<b>1386479.88</b>

## Water

		Twelve Months Ended			
Bill Class		September 30, 2010	September 30, 2011	September 30, 2012	Grand Total
Residential	Charge- Offs	\$383,752.16	\$416,180.14	\$374,936.57	\$1,174,868.87
	Recoveries	(\$71,058.81)	(\$68,580.96)	(\$47,359.70)	(\$186,999.47)
	Net Charge-Offs	\$312,693.35	\$347,599.18	\$327,576.87	\$987,869.40
	Billed Revenues	\$34,522,491.06	\$43,674,004.45	\$44,156,312.55	\$122,352,808.06
		0.91%	0.80%	0.74%	0.81%
Commercial	Charge- Offs	\$53,160.79	\$44,084.80	\$131,514.00	\$228,759.59
	Recoveries	(\$7,103.57)	(\$1,506.16)	(\$32,133.10)	(\$40,742.83)
	Net Charge-Offs	\$46,057.22	\$42,578.64	\$99,380.90	\$188,016.76
	Billed Revenues	\$16,670,750.16	\$21,417,958.44	\$21,614,799.44	\$59,703,508.04
		0.28%	0.20%	0.46%	0.31%
Industrial	Charge- Offs	\$0.00	\$0.00	\$0.00	\$0.00
	Recoveries	\$0.00	\$0.00	\$0.00	\$0.00
	Net Charge-Offs	\$0.00	\$0.00	\$0.00	\$0.00
	Billed Revenues	\$1,713,971.08	\$1,975,894.44	\$2,223,675.32	\$5,913,540.84
		0.00%	0.00%	0.00%	0.00%
OPA	Charge- Offs	\$32.25	\$0.00	\$0.00	\$32.25
	Recoveries	\$0.00	(\$32.25)	\$0.00	(\$32.25)
	Net Charge-Offs	\$32.25	(\$32.25)	\$0.00	\$0.00
	Billed Revenues	\$5,591,081.26	\$6,724,597.62	\$6,704,445.53	\$19,020,124.41
		0.00%	0.00%	0.00%	0.00%
Sale for Resale	Charge- Offs	\$0.00	\$0.00	\$0.00	\$0.00
	Recoveries	\$0.00	\$0.00	\$0.00	\$0.00
	Net Charge-Offs	\$0.00	\$0.00	\$0.00	\$0.00
	Billed Revenues	\$1,600,391.08	\$2,013,291.60	\$1,994,397.03	\$5,608,079.71
		0.00%	0.00%	0.00%	0.00%
Private Fire	Charge- Offs	\$9,974.85	\$6,224.53	\$12,255.99	\$28,455.37
	Recoveries	(\$74.76)	(\$145.29)		(\$220.05)
	Net Charge-Offs	\$9,900.09	\$6,079.24	\$12,255.99	\$28,235.32
	Billed Revenues	\$1,717,085.36	\$2,302,247.73	\$2,317,033.49	\$6,336,366.58
		0.58%	0.26%	0.53%	0.45%
Public Fire	Charge- Offs	\$0.00	\$0.00	\$0.00	\$0.00
	Recoveries	\$0.00	\$0.00	\$0.00	\$0.00
	Net Charge-Offs	\$0.00	\$0.00	\$0.00	\$0.00
	Billed Revenues	\$2,730,981.00	\$3,354,647.42	\$3,367,877.07	\$9,453,505.49
		0.00%	0.00%	0.00%	0.00%
Miscellaneous	Charge- Offs	\$702.93	\$159.21	\$858.44	\$1,720.58
	Recoveries	(\$7.76)	(\$109.04)	(\$528.20)	(\$645.00)
	Net Charge-Offs	\$695.17	\$50.17	\$330.24	\$1,075.58
	Billed Revenues	\$69,797.41	\$19,168.08	\$27,836.24	\$116,801.73
		1.00%	0.26%	1.19%	0.92%
Other Revenue	Charge- Offs	\$71,811.54	\$61,989.83	\$55,997.44	\$189,798.81
	Recoveries	(\$11,792.58)	(\$6,805.47)	(\$6,958.93)	(\$25,556.98)
	Net Charge-Offs	\$60,018.96	\$55,184.36	\$49,038.51	\$164,241.83
	Billed Revenues	\$3,145,793.51	\$3,192,185.69	\$2,963,570.86	\$9,301,550.06
		1.91%	1.73%	1.65%	1.77%
Total	Charge- Offs	\$519,434.52	\$528,638.51	\$575,562.44	\$1,623,635.47
	Recoveries	(\$90,037.48)	(\$77,179.17)	(\$86,979.93)	(\$254,196.58)
	Net Charge-Offs	\$429,397.04	\$451,459.34	\$488,582.51	\$1,369,438.89
	Billed Revenues	\$67,762,341.92	\$84,673,995.47	\$85,369,947.53	\$237,806,284.92
		0.63%	0.53%	0.57%	0.58%

Workpaper #: W/P - 3-11  
 Excel Reference: Exhibits\Expense\[Rent Expense Exhibit.xlsx]Exhibit

Kentucky American Water Company  
 Case No. 2012-00520  
 Base Year Adjustment Rents  
 For the 12 Months Ending July 31, 2014

Witness Responsible: Melissa Schwarzell  
 Type of Filing: \_\_\_X\_\_\_ Original \_\_\_ Updated \_\_\_ Revised

Line No.	Description	Base Year at 3/31/2013	Adjustments	Reference	Forecast Year at 7/31/2014	Reference
1	Base Year for the 12 Months Ended 3/31/13	\$ 35,782			\$ 35,782	
2						
3						
4	<b>Adjustments:</b>					
5	Increase in real estate rents (CSX, RJ		2,137	Schedule C-2		
6	Corman, Norfolk Southern, and renew					
7	copy leases with Canon)					
8	<b>Total Adjustments:</b>		\$ 2,137		2,137	Exhibits\Expense\[Rent Expense Exhibit.xlsx]Summary By Acct
9						
10						
11	<b>Forecasted Year at Present Rates</b>				\$ 37,919	Exhibits\Expense\[Rent Expense Exhibit.xlsx]Summary By Acct
12						

Workpaper #: W/P - 3-11  
 Excel Reference: Exhibits\Expense\[Rent Expense Exhibit.xlsx]Summary By Acct

Kentucky American Water Company  
 Case No. 2012-00520  
 Base Year Adjustment Rents  
 For the 12 Months Ending July 31, 2014

Witness Responsible: Melissa Schwarzell  
 Type of Filing:  Original  Updated  Revised

Account No.	Account Name	Base Year Balance at 3/31/2013	Adjustments	Forecast Balance at 7/31/2014	Allocated Forecast Balance at 7/31/2014
54110000	Rents-Real Prop	\$ 1,452	\$ 4,356	\$ 5,808	\$ -
54110014	Rents-Real Prop TD	2,676	(2,676)	-	5,808
54140000	Rents-Equip	8,028	24,083	32,111	-
54140016	Rents-Equip AG	23,627	(23,627)	-	32,111
		<b>\$ 35,782</b>	<b>\$ 2,137</b>	<b>\$ 37,919</b>	<b>\$ 37,919</b>

Kentucky American Water Company  
Case No. 2012-00520  
Analysis of Equipment Lease Commitments  
Forecast Year for the 12 Months Ended July 31, 2014

Witness Responsible: Melissa Schwarzell  
Type of Filing:  Original  Updated  Revised

Line No.	Description of Equipment	Monthly Lease Pymt	Start Date	End Date	7/31/14 Forecast Year	Comments
1	Ops Building Canon Copier - IRC5051	\$ 311.98	12/31/2010	12/31/2014	\$ 3,743.76	
2	KY 3rd Floor Lease 7 Canon Copier - IRC5051	327.33	6/13/2011	6/13/2015	3,928	
3	6300 Cedar Creek - KRS Canon Copier IR3245i	131.04	2/1/2009	2/1/2013		Renew lease for 6300 Cedar Creek - KRS Canon Copier IR3245i
4	Renew lease expiring 2/1/2013 at same rate	131.04	2/1/2013	2/1/2017	1,572	
5	2400 Richmond Rd - Canon Copier IR3245i	131.04	2/1/2009	2/1/2013		Renew lease for 2400 Richmond Rd - Canon Copier IR3245i
6	Renew lease expiring 2/1/2013 at same rate	131.04	2/1/2013	2/1/2017	1,572	
7	2300 Richmond Rd - Canon Copier IR5075	252.46	2/1/2009	2/1/2013		Renew lease for 2300 Richmond Rd - Canon Copier IR5075
8	Renew lease expiring 2/1/2013 at same rate	252.46	2/1/2013	2/1/2017	3,030	
9	2300 Richmond Rd - Canon Copier IRC5185	270.28	2/1/2009	2/1/2013		Renew lease for 2300 Richmond Rd - Canon Copier IRC5185
10	Renew lease expiring 2/1/2013 at same rate	270.28	2/1/2013	2/1/2017	3,243	
11	2300 Richmond Rd - Canon Copier IR3245i	131.04	2/1/2009	2/1/2013		Renew lease for 2300 Richmond Rd - Canon Copier IR3245i
12	Renew lease expiring 2/1/2013 at same rate	131.04	2/1/2013	2/1/2017	1,572	
13	2300 Richmond Rd - Canon Copier IR3245i	131.04	2/1/2009	2/1/2013		Renew lease for 2300 Richmond Rd - Canon Copier IR3245i
14	Renew lease expiring 2/1/2013 at same rate	131.04	2/1/2013	2/1/2017	1,572	
15	2300 Richmond Rd - Canon Copier IRC5185	308.83	N/A	N/A	3,706	
16	2300 Richmond Rd - Canon Copier	487.35	7/1/2009	7/1/2013		Renew lease for 2300 Richmond Rd - Canon Copier
17	Renew lease expiring 7/1/2013 at same rate	487.35	7/1/2013	7/1/2017	5,848	
18	Neopost Mail Machine	213.33	7/10/2009	7/10/2014	2,560	
19						
20						
21	<b>Total Equipment Lease</b>	<b>\$ 4,230</b>			<b>\$ 32,349</b>	
22						

Workpaper #: W/P - 3-11  
Excel Reference: Exhibits\Expense\Rent Expense Exhibit.xlsx\Real Estate Summary

Kentucky American Water Company  
Case No. 2012-00520  
Analysis of Real Estate Commitments  
Forecast Year for the 12 Months Ended July 31, 2014

Witness Responsible: Melissa Schwarzell  
Type of Filing: \_\_\_X\_\_\_ Original \_\_\_ \_\_\_ Updated \_\_\_ \_\_\_ Revised

Line No.	Description of Real Estate	Annual/2 Yr Pymt	Annualized Payment	7/31/14 Forecast Year	Comments
1	CSX Annual Pipeline Fee - Located at 00W 100.41	\$ 200	\$ 200	\$ 200	6/1/2013 through 5/31/2014
2	CSX Annual CPI Pipeline Fee - Located at 00W 100.41	52	52	52	6/1/2013 through 5/31/2014
3	CSX Annual Fee - Located from 634.00 to 634.00	100	100	100	10/1/2013 through 9/30/2014
5	CSX 2 Year Fee - Located at OVB 99.85	100	50	50	05/10/2014 through 5/9/2016
6	CSX Annual Fee - Under Tracks at Valuation Station 537+06.5	50	50	50	5/9/2013 through 5/8/2014
7	CSX Annual Fee - Under Tracks 789" W of Mile Post 104	50	50	50	5/9/2013 through 5/8/2014
8	CSX 2 Year Fee - Located at OVB 98.68	100	50	50	5/11/2014 through 5/10/2016
9	CSX 5 Year Pipeline Fee - Located at COS 641.02	50	10	10	6/21/2015 through 6/20/2020
10	CSX 2 Year Pipeline Fee - Located at 00W 97.79	100	50	50	3/23/2013 through 3/22/2015
11	CSX 2 Year Pipeline Fee - Located at 00W 91.54	100	50	50	4/24/2013 through 4/23/2015
12	CSX 2 Year Pipeline Fee - Located at OVB 104.69	100	50	50	8/15/2013 through 8/14/2015
13	CSX 2 Year Pipeline Fee - Located at COS 641.33	100	50	50	10/25/2013 through 10/24/2015
14	CSX 2 Year Pipeline Fee - Located from 100.00 to 100.00	100	50	50	1/16/2014 through 1/15/2016
15	CSX 2 Year Pipeline Fee - Located at OVB 102.58	100	50	50	9/19/2013 through 9/18/2015
16	CSX 2 Year Pipeline Fee - Located at 00W 87.08	100	50	50	3/1/2014 through 2/28/2016
17	CSX Annual Fee - Located at 00T 70.00, 400' Between Val Stations 3893+58 and 3897+58.7	2,400	2,400	2,400	5/20/2014 through 5/19/2015
18	CSX Annual CPI Pipeline Fee - Located at 00T 70.00 for \$2400	108	108	108	5/20/2014 through 5/19/2015
19	CSX Annual Fee - 6" Pipeline Under Tracks at Val Station 3897+58.7	350	350	350	5/20/2014 through 5/19/2015
20	RJ Corman Annual Fee - MP 99-94 Lex Yard Water Pipeline	228	228	228	5/1/2014 through 4/30/2015 (avg yrly increase of \$7)
21	RJ Corman Annual Fee - MP 96-97 Lex Yard Line Val St. 5110+89.2	221	221	221	1/16/2014 through 1/15/2015 (avg yrly increase of \$7)
22	RJ Corman Annual Fee - 8" Water Pipeline	221	221	221	8/25/2013 through 8/24/2014
23	NS Annual Fee - R/W Pipe Crossing 2038' N MP 66 Delaplain	100	100	100	12/1/2013 through 11/30/2014
24	NS Annual Fee - 16" Pipeline High St and Cox	150	150	150	12/1/2013 through 11/30/2014
25	NS Annual Fee - 16" Pipeline Driscoll St	150	150	150	12/1/2013 through 11/30/2014
26	NS Annual Fee - R/W 8" Pipeline Crossing 1076' N MP 63 Rogers Gap	15	15	15	2/13/2014 through 2/12/2015
27	NS Annual Fee - Pipes Along & Across Lexington +1200' to Millepost 82	15	15	15	12/1/2013 through 11/30/2014
28	NS Annual Fee - R/W Pipe Crossing 88' N MP 65 Delaplain	150	150	150	12/1/2013 through 11/30/2014
29	NS Annual Fee - R/W 16" Pipeline Crossing 2680' N MP 82	150	150	150	12/1/2013 through 11/30/2014
30	NS Annual Fee - R/W 12" Pipeline Crossing MP 57-1793'	150	150	150	12/1/2013 through 11/30/2014
31	NS Annual Fee - R/W 6" Pipeline Crossing 200' E of Deroode St	150	150	150	12/1/2013 through 11/30/2014
32					
33					
34	<b>Total Equipment Lease</b>	<b>\$ 6,095</b>	<b>\$ 5,605</b>	<b>\$ 5,605</b>	
35					



Workpaper #: Exhibits\Expense\Building Maint & Services.xlsx Exhibit  
W/P - 3-12

Kentucky American Water Company  
Case No. 2012-00520  
Base Year Adjustment Building Maintenance and Services  
For the 12 Months Ending July 31, 2014

Witness Responsible: Scott Rungren  
Type of Filing: \_\_\_X\_\_\_ Original \_\_\_ \_\_\_ Updated \_\_\_ \_\_\_ Revised \_\_\_

Line No.	Description	Base Year at 3/31/2013	Adjustments	Reference	Forecast Year at 7/31/2014	Reference
1	Base Year for the 12 Months Ended 3/31/13	\$ 524,208			\$ 524,208	
2						
3						
4	<b>Adjustments:</b>					
5	Decrease costs for building maintenance		(45,250)	Schedule C-2		
6	and service (Heat and oil, decrease costs					
7	based on historical usage from 2011)					
8	<b>Total Adjustments:</b>		<u>(45,250)</u>		<u>(45,250)</u>	Exhibits\Expense\Building Maint & Services.xlsx Summary By Acct
9						
10						
11	<b>Forecasted Year at Present Rates</b>				\$ 478,958	Exhibits\Expense\Building Maint & Services.xlsx Summary By Acct
12						



Workpaper #: W/P - 3-12  
Excel Reference: Exhibits\Expense [Building Maint & Services.xlsx]Summary By Acct

Kentucky American Water Company  
Case No. 2012-00520  
Base Year Adjustment Building Maintenance and Services  
For the 12 Months Ending July 31, 2014

Witness Responsible: Scott Rungren

Type of Filing:  Original  Updated  Revised

Account No.	Account Name	Base Year Balance at 3/31/2013	Adjustments	Forecast Balance at 7/31/2014	Allocated Forecast Balance at 7/31/2014
52532000	Electricity	\$ 39,295	\$ 110,391	\$ 149,686	\$ -
52532013	Electricity WT	1,586	(1,586)	-	2,402
52532014	Electricity TD	41,439	(41,439)	-	62,736
52532016	Electricity AG	55,847	(55,847)	-	84,549
52546013	Grounds Keeping WT	16,655	(16,655)	-	-
52546014	Grounds Keeping TD	1,517	(1,517)	-	-
52546016	Grounds Keeping AG	1,204	(1,204)	-	-
52548000	Heating Oil/Gas	23,882	25,254	49,136	-
52548014	Heating Oil/Gas TD	8,190	(8,190)	-	23,846
52548016	Heating Oil/Gas AG	8,687	(8,687)	-	25,290
52550000	Janitorial	22,030	66,090	88,120	-
52550012	Janitorial P	196	(196)	-	245
52550013	Janitorial WT	8,025	(8,025)	-	10,037
52550016	Janitorial AG	62,234	(62,234)	-	77,839
52571013	Security Svc WT	6,734	(6,734)	-	-
52571016	Security Svc AG	3,808	(3,808)	-	-
52571100	Add'l Security Costs	136,368	(43,453)	92,915	92,915
52578000	Trash Removal	6,253	17,714	23,967	-
52578011	Trash Removal SS	5,245	(5,245)	-	7,729
52578013	Trash Removal WT	1,821	(1,821)	-	2,682
52578014	Trash Removal TD	7,016	(7,016)	-	10,338
52578016	Trash Removal AG	2,184	(2,184)	-	3,218
52583000	Water & WW	18,611	56,523	75,134	-
52583011	Water & WW SS	26,478	(26,478)	-	43,838
52583013	Water & WW WT	21	(21)	-	34
52583016	Water & WW AG	18,882	(18,882)	-	31,262
		\$ 524,208	\$ (45,250)	\$ 478,958	\$ 478,958



Kentucky American Water Company  
 Case No. 2012-00520  
**Base Year Adjustment Maintenance Supplies and Services**  
**For the 12 Months Ending July 31, 2014**

Witness Responsible: **Lew Keathley**  
 Type of Filing:  Original  Updated  Revised

Line No.	Description	Base Year at 3/31/2013	Adjustments	Reference	Forecast Year at 7/31/2014
1	Base Year for the 12 Months Ended 3/31/13	\$ 1,693,733			
2					
3	<b>Adjustments:</b>				
4					
5	The base year expense includes some accelerated				
6	maintenance originally scheduled for 2013-2014		(103,284)	Schedule D-2.3	
7	<b>Total Adjustments:</b>		<u>(103,284)</u>		<u>(103,284)</u>
8					
9	<b>Forecasted Year at Present Rates</b>				<u>\$ 1,590,449</u>

W/P - 3-13

Workpaper #:  
Excel Reference

Exhibits\Expense\[Maintenance Expense Exhibit.xlsx]Summary By Acct

**Kentucky American Water Company**  
**Case No. 2012-00520**  
**Maintenance Supplies and Services**  
**Summary of Account**

Account No.	Account Name	Base Year Balance at 3/31/2013
62002100	M&S Maint SS	\$ 164,029
62002300	M&S Maint WT	296,280
62002400	M&S Maint TD	331,540
62002600	M&S Maint AG	24,535
62502300	Misc Maint WT	10,431
62502400	Misc Maint TD	35,001
62502430	Misc Maint TD Svc	(713)
62502440	Misc Maint TD Hydrnt	282
62502600	Misc Maint AG	120,556
62510000	Amort Def Maint	100,955
62512300	Amort Def Maint WT	170,140
62512400	Amort Def Maint TD	214,715
62520700	Misc Main Pvg/Bckfll	164,767
63110026	Contr Svc-Maint AG	6,500
63150023	Contr Svc-Maint WT	918
63150024	Contr Svc-Maint TD	20,082
63150026	Contr Svc-Maint AG	33,714
88101000	CAP Move-UP	2,492,379
88106000	CAP Move-CCNC	5,602,296
88107000	CAP Move-CWIP	(5,782,528)
88108020	CAP Move-UP A/D Salv	(69,749)
88252170	CAP Move-ADV NT WIP	(70,076)
88257000	CAP Move-COR	158,755
88257100	CAP Move-RWIP	73,170
88271100	CAP Move-CIAC NT	(77,917)
88271170	CAP Move-CIAC NT WIP	(127,311)
88271200	CAP Move-CIAC Tax	(40,875)
88271270	CAP Move-CIAC Tx WIP	(868)
88900000	CAP Move-Settlement	(2,157,275)
	Sum Base Maintenance Supplies and Services	\$ 1,693,733

Kentucky American Water Company  
Case No. 2012-00520  
Maintenance Supplies and Services  
Forecast

	Account	2013												2014				
		August	September	October	November	December	January	February	March	April	May	June	July	August 2013 - July 2014				
M&S Maint SS	62002100	7,617	7,325	9,325	14,325	7,325	7,325	16,825	22,325	15,325	27,325	7,325	149,692					
M&S Maint WT	62002300	27,049	16,824	15,049	33,749	23,824	15,549	37,549	30,324	34,049	19,324	30,549	299,388					
M&S Maint TD	62002400	24,300	24,300	19,300	19,300	19,300	27,300	24,300	24,300	21,300	24,300	24,300	276,600					
M&S Maint AG	62002600	-	-	-	-	-	-	-	-	-	-	-	-					
Misc Maint WT	62502300	2,700	1,800	2,600	1,800	1,800	1,800	2,200	2,000	1,800	1,800	1,800	24,050					
Misc Maint TD	62502400	2,300	2,300	2,300	2,300	2,300	2,300	2,300	2,300	2,300	2,300	2,300	27,600					
Misc Maint AG	62502600	10,801	9,801	8,400	8,400	12,400	4,560	4,115	5,673	2,673	4,191	2,691	76,322					
Misc Main Pvg/Bckfill	62520700	16,000	31,000	16,000	16,000	16,000	16,000	16,000	16,000	31,000	16,000	16,000	222,000					
Contr Svc-Maint AG	63150026	6,000	2,000	2,000	3,000	1,500	3,100	2,000	2,000	2,200	5,100	3,500	33,900					
Amort Def Maint	62510000	36,641	36,641	36,641	36,641	43,030	43,030	43,030	43,030	43,030	38,079	38,079	480,898					
<b>Sum Forecast Fuel and Power</b>														<b>\$ 1,590,449</b>				

Workpaper #: W/P - 3-13  
Excel Reference: Exhibits\Expense\[Maintenance Expense Exhibit.xlsx]Notes

**Kentucky American Water Company  
Case No. 2012-00520  
Maintenance Supplies and Services  
Notes**

- A** Our actuals this year are a bit high as a result of accelerating some projects to 2011 and or 2012 so it is expected that we may be a bit lower in our forecast year.
- B** We are expecting some efficiencies as a result of capital investments.

Workpaper #: W/P - 3-14  
Excel Reference: Exhibits\Expense\Telecommunication Expenses.xlsx\Exhibit

Kentucky American Water Company  
Case No. 2012-00520  
Base Year Adjustment Telecommunications  
For the 12 Months Ending July 31, 2014

Witness Responsible: Scott Rungren  
Type of Filing: \_\_\_X\_\_\_ Original \_\_\_ \_\_\_ Updated \_\_\_ \_\_\_ Revised

Line No.	Description	Base Year at 3/31/2013	Adjustments	Reference	Forecast Year at 7/31/2014	Reference
1	Base Year for the 12 Months Ended 3/31/13	\$ 286,997			\$ 286,997	
2						
3						
4	Adjustments:					
5	Decrease in phone and cell phone costs		(29,628)	Schedule C-2	(29,628)	Exhibits\Expense\Telecommunication Expenses.xlsx\Summary By Acct
6	Total Adjustments:		<u>(29,628)</u>		<u>(29,628)</u>	
7						
8						
9	Forecasted Year at Present Rates				\$ 257,369	Exhibits\Expense\Telecommunication Expenses.xlsx\Summary By Acct
10						

Workpaper #: W/P - 3-14  
 Excel Reference: Exhibits\Expense\[Telecommunication Expenses.xlsx]Summary By Acct

Kentucky American Water Company  
 Case No. 2012-00520  
 Base Year Adjustment Telecommunications  
 For the 12 Months Ending July 31, 2014

Witness Responsible: Scott Rungren  
 Type of Filing:  Original  Updated  Revised

Account No.	Account Name	Base Year Balance at 3/31/2013	Adjustments	Forecast Balance at 7/31/2014	Allocated Forecast Balance at 7/31/2014
52574000	Telephone	\$ 38,978	\$ 116,933	\$ 155,911	\$ -
52574013	Telephone WT	10,577	(10,577)	-	10,938
52574015	Telephone CA	97,262	(97,262)	-	100,584
52574016	Telephone AG	42,924	(42,924)	-	44,390
52574100	Cell Phone	24,806	76,652	101,457	-
52574113	Cell Phone WT	669	(669)	-	936
52574114	Cell Phone TD	10,190	(10,190)	-	14,270
52574115	Cell Phone CA	1,912	(1,912)	-	2,678
52574116	Cell Phone AG	59,680	(59,680)	-	83,573
		<b>\$ 286,997</b>	<b>\$ (29,628)</b>	<b>\$ 257,369</b>	<b>\$ 257,369</b>





Kentucky American Water Company  
KENTUCKY AMERICAN WATER COMPANY  
Case No. 2012-00520  
For the 12 Months Ending July 31, 2014  
July 31, 2014  
For the 12 Months Ending July 31, 2014  
Base Year for the 12 Months Ended March 31, 2013  
Base Year Adjustment  
Forecast Year for the 12 Months Ended July 31, 2014  
Attrition Year Adjustment at Present Rates:  
Attrition Year at Present Rates  
Adjustments for Proposed Rates:  
Attrition Year at Proposed Rates

Type of Filing:  Original  Updated  Revised  
Type of Filing:  Original  Updated  Revised  
Type of Filing:  Original  Updated  Revised

**Witnesses:**  


---

Witness Responsible: Scott Rungren

**Postage, Printing, and Stationary**  
**Base Year Adjustment Postage, Printing, and Stationary**

W/P - 3-15  
Schedule D-2.3

<b>Postage, Printing, and Stationary</b>	<b>Base Year</b>	<b>Forecasted Year</b>	<b>Adjustment</b>
	33,774.69	35,758.06	1,983.38

<b>By Account for Schedule C</b>			<u>Base Year</u>	<u>Forecast Year</u>	<u>Adjustments in Sum</u>
52562500	Overnight Shippng	C6758	\$ 9,336.24	\$ 30,358.06	\$ 3,020.29
52562513	Overnight Shippng WT	C6753	\$ 7,276.59		
52562514	Overnight Shippng TD	C6755	\$ 12.46		
52562516	Overnight Shippng AG	C6758	\$ 10,712.49		
52566000	Postage	C6758	\$ 1,175.00	\$ 5,400.00	\$ (1,036.91)
52566016	Postage AG	C6758	\$ 5,261.91		

Line Number	Description	Supporting Exhibit Reference	Base Year at 3/31/2013	Adjustments	Forecast Year at 7/31/2014
15	Postage, printing and stationery	Schedule D-2.3	33,775	1,983	35,758
Adjustment by Account (Will Need to Be Allocated)					
		Forecast			
52562500	Overnight Shippng	\$			30,358.06
52562513	Overnight Shippng WT				
52562514	Overnight Shippng TD				
52562516	Overnight Shippng AG				
52566000	Postage	\$			5,400.00
52566016	Postage AG				

Exhibits\Expense\[Postage, shipping, printing Exhibit.xlsx]Exhibit

Kentucky American Water Company  
 Case No. 2012-00520  
 Postage, Printing, and Stationary  
 For the 12 Months Ending July 31, 2014

Witness Responsible: Scott Rungren  
 Type of Filing:  Original  Updated  Revised

Line No.	Description	Base Year at 3/31/2013	Adjustments	Reference	Forecast Year at 7/31/2014
1	Base Year for the 12 Months Ended 3/31/13	\$ 33,775			\$ 33,775
2					
3					
4	<b>Adjustments:</b>				
5			1,983	Schedule D-2.3	
6	<b>Total Adjustments:</b>		<u>1,983</u>		<u>1,983</u>
7					
8					
9	<b>Forecasted Year at Present Rates</b>				<u><u>\$ 35,758</u></u>



Open/Close Items Symbol	Company	Order	Account	Posting Date	Fiscal Year	Posting Period	Document	Document Number	Posting Key	Amount in Document	Document Currency	Unit	Profit Center	Trading Partner	Cost Center	IBS element	Order	Chart of Accounts	Posting account no.	Name of Engagement	Document Date	Entry Date	Reference
	5256000			8/11/2012	2012	8	CS	9300001180	50	-5020.00 USD	USD	WBK E12-1000-12010	1201			112-1000-12010	S	5256000	Postage - F12-1000-1	9/10/2012	9/10/2012		
	5256000			8/11/2012	2012	8	CS	9300001204	40	5620.00 USD	USD	WBK E12-1000-12010	1202			112-1000-12020	S	5256000	Postage - F12-1000-1	9/11/2012	9/11/2012		
	5256000			8/11/2012	2012	8	CS	9300001807	50	-5620.00 USD	USD	WBK E12-1000-12010	1202			112-1000-12020	S	5256000	Postage - F12-1000-1	9/11/2012	9/11/2012		
	5256000			9/30/2012	2012	9	CS	9300002545	50	-4078.18 USD	USD	WBK E12-1000-12010	1201			112-1000-12010	S	5256000	Postage - F12-1000-1	10/8/2012	10/8/2012		
	5256000			9/30/2012	2012	9	CS	9300002762	50	-3817.26 USD	USD	WBK E12-1000-12010	1202			112-1000-12020	S	5256000	Postage - F12-1000-1	10/8/2012	10/8/2012		
	5256000			9/30/2012	2012	9	CS	9300001784	40	1421.00 USD	USD	WBK E12-1000-12010	1201			112-1000-12010	S	5256000	Postage - F12-1000-1	9/26/2012	9/26/2012		
	5256000			9/29/2012	2012	9	KG	5000001687	50	-1421.00 USD	USD		1201			112-1000-12010	K	608075	NETPOND	8/7/2012	9/25/2012	990047808302879	
	5256000			8/11/2012	2012	8	SA	100001044	40	5620.00 USD	USD		1202			112-1000-12020	S	5256000	Postage - 9	8/7/2012	9/11/2012	POSTAGE AND BANK	
	5256000			8/11/2012	2012	8	SA	100001044	50	-5620.00 USD	USD		1202			112-1000-12020	S	5256000	Postage - 9	8/7/2012	9/11/2012	POSTAGE AND BANK	
	5256000			9/30/2012	2012	9	SA	100001208	40	4078.18 USD	USD		1201			112-1000-12010	S	2359999	Postage - 9	9/20/2012	10/8/2012		
	5256000			9/30/2012	2012	9	SA	100001208	50	-4078.18 USD	USD		1202			112-1000-12020	S	2359999	Postage - 9	9/20/2012	10/8/2012		
	5256000			9/30/2012	2012	9	SA	100001208	50	-3817.26 USD	USD		1202			112-1000-12020	S	2359999	Postage and Bank Fees 1202	9/20/2012	10/8/2012		
	5256000			9/30/2012	2012	9	SA	100001208	50	-3817.26 USD	USD		1202			112-1000-12020	S	2359999	Postage and Bank Fees 1202	9/20/2012	10/8/2012		

Open/Close Items Symbol	Company	Order	Account	Posting Date	Fiscal Year	Posting Period	Document	Document Number	Posting Key	Amount in Document	Document Currency	Unit	Profit Center	Trading Partner	Cost Center	IBS element	Order	Chart of Accounts	Posting account no.	Name of Engagement	Document Date	Entry Date	Reference
	5256000			8/11/2012	2012	8	CS	9300000470	50	-62.71 USD	USD	WBK E12-1000-12010	1202			112-1000-12020	S	5110003	Contract S E12-1000-1	8/7/2012	8/7/2012		
	5256000			8/11/2012	2012	8	CS	9300000568	50	-44.46 USD	USD	WBK E12-1000-12010	1201			112-1000-12010	S	5001040	Labor Oper E12-1000-1	8/24/2012	8/24/2012		
	5256000			8/11/2012	2012	8	CS	9300000568	50	24.46 USD	USD	WBK E12-1000-12010	1202			112-1000-12020	S	5001040	Labor Oper E12-1000-1	8/24/2012	8/24/2012		
	5256000			8/11/2012	2012	8	CS	9300000843	50	-8.08 USD	USD	WBK E12-1000-12010	1201			112-1000-12010	S	5001040	Labor Oper E12-1000-1	8/24/2012	8/24/2012		
	5256000			8/11/2012	2012	8	CS	9300000843	50	-8.08 USD	USD	WBK E12-1000-12010	1202			112-1000-12020	S	5001040	Labor Oper E12-1000-1	8/24/2012	8/24/2012		
	5256000			8/11/2012	2012	8	CS	9300000843	50	12.46 USD	USD	WBK E12-1000-12010	1201			112-1000-12010	S	5256213	Material E12-1000-1	8/24/2012	8/24/2012		
	5256000			8/11/2012	2012	8	CS	9300000843	50	-12.46 USD	USD	WBK E12-1000-12010	1202			112-1000-12020	S	5256213	Material E12-1000-1	8/24/2012	8/24/2012		
	5256000			8/11/2012	2012	8	CS	9300000843	50	12.46 USD	USD	WBK E12-1000-12010	1202			112-1000-12020	S	5256213	Material E12-1000-1	8/24/2012	8/24/2012		
	5256000			8/11/2012	2012	8	CS	9300000843	50	-12.46 USD	USD	WBK E12-1000-12010	1201			112-1000-12010	S	5256213	Material E12-1000-1	8/24/2012	8/24/2012		
	5256000			8/11/2012	2012	8	CS	9300000843	50	-12.46 USD	USD	WBK E12-1000-12010	1202			112-1000-12020	S	5256213	Material E12-1000-1	8/24/2012	8/24/2012		
	5256000			8/11/2012	2012	8	CS	9300000843	50	12.46 USD	USD	WBK E12-1000-12010	1201			112-1000-12010	S	5001040	Labor Oper E12-1000-1	8/24/2012	8/24/2012		
	5256000			8/11/2012	2012	8	CS	9300000843	50	-12.46 USD	USD	WBK E12-1000-12010	1202			112-1000-12020	S	5001040	Labor Oper E12-1000-1	8/24/2012	8/24/2012		
	5256000			8/11/2012	2012	8	CS	9300000843	50	12.46 USD	USD	WBK E12-1000-12010	1202			112-1000-12020	S	5001040	Labor Oper E12-1000-1	8/24/2012	8/24/2012		
	5256000			8/11/2012	2012	8	CS	9300000843	50	-12.46 USD	USD	WBK E12-1000-12010	1201			112-1000-12010	S	5001040	Labor Oper E12-1000-1	8/24/2012	8/24/2012		
	5256000			8/11/2012	2012	8	CS	9300000843	50	-12.46 USD	USD	WBK E12-1000-12010	1202			112-1000-12020	S	5001040	Labor Oper E12-1000-1	8/24/2012	8/24/2012		
	5256000			8/11/2012	2012	8	CS	9300000843	50	12.46 USD	USD	WBK E12-1000-12010	1201			112-1000-12010	S	5001040	Labor Oper E12-1000-1	8/24/2012	8/24/2012		
	5256000			8/11/2012	2012	8	CS	9300000843	50	-12.46 USD	USD	WBK E12-1000-12010	1202			112-1000-12020	S	5001040	Labor Oper E12-1000-1	8/24/2012	8/24/2012		
	5256000			8/11/2012	2012	8	CS	9300000843	50	12.46 USD	USD	WBK E12-1000-12010	1202			112-1000-12020	S	5001040	Labor Oper E12-1000-1	8/24/2012	8/24/2012		
	5256000			8/11/2012	2012	8	CS	9300000843	50	-12.46 USD	USD	WBK E12-1000-12010	1201			112-1000-12010	S	5001040	Labor Oper E12-1000-1	8/24/2012	8/24/2012		
	5256000			8/11/2012	2012	8	CS	9300000843	50	12.46 USD	USD	WBK E12-1000-12010	1202			112-1000-12020	S	5001040	Labor Oper E12-1000-1	8/24/2012	8/24/2012		
	5256000			8/11/2012	2012	8	CS	9300000843	50	-12.46 USD	USD	WBK E12-1000-12010	1201			112-1000-12010	S	5001040	Labor Oper E12-1000-1	8/24/2012	8/24/2012		
	5256000			8/11/2012	2012	8	CS	9300000843	50	12.46 USD	USD	WBK E12-1000-12010	1202			112-1000-12020	S	5001040	Labor Oper E12-1000-1	8/24/2012	8/24/2012		
	5256000			8/11/2012	2012	8	CS	9300000843	50	-12.46 USD	USD	WBK E12-1000-12010	1201			112-1000-12010	S	5001040	Labor Oper E12-1000-1	8/24/2012	8/24/2012		
	5256000			8/11/2012	2012	8	CS	9300000843	50	12.46 USD	USD	WBK E12-1000-12010	1202			112-1000-12020	S	5001040	Labor Oper E12-1000-1	8/24/2012	8/24/2012		
	5256000			8/11/2012	2012	8	CS	9300000843	50	-12.46 USD	USD	WBK E12-1000-12010	1201			112-1000-12010	S	5001040	Labor Oper E12-1000-1	8/24/2012	8/24/2012		
	5256000			8/11/2012	2012	8	CS	9300000843	50	12.46 USD	USD	WBK E12-1000-12010	1202			112-1000-12020	S	5001040	Labor Oper E12-1000-1	8/24/2012	8/24/2012		
	5256000			8/11/2012	2012	8	CS	9300000843	50	-12.46 USD	USD	WBK E12-1000-12010	1201			112-1000-12010	S	5001040	Labor Oper E12-1000-1	8/24/2012	8/24/2012		
	5256000			8/11/2012	2012	8	CS	9300000843	50	12.46 USD	USD	WBK E12-1000-12010	1202			112-1000-12020	S	5001040	Labor Oper E12-1000-1	8/24/2012	8/24/2012		
	5256000			8/11/2012	2012	8	CS	9300000843	50	-12.46 USD	USD	WBK E12-1000-12010	1201			112-1000-12010	S	5001040	Labor Oper E12-1000-1	8/24/2012	8/24/2012		
	5256000			8/11/2012	2012	8	CS	9300000843	50	12.46 USD	USD	WBK E12-1000-12010	1202			112-1000-12020	S	5001040	Labor Oper E12-1000-1	8/24/2012	8/24/2012		
	5256000			8/11/2012	2012	8	CS	9300000843	50	-12.46 USD	USD	WBK E12-1000-12010	1201			112-1000-12010	S	5001040	Labor Oper E12-1000-1	8/24/2012	8/24/2012		
	5256000			8/11/2012	2012	8	CS	9300000843	50	12.46 USD	USD	WBK E12-1000-12010	1202			112-1000-12020	S	5001040	Labor Oper E12-1000-1	8/24/2012	8/24/2012		
	5256000			8/11/2012	2012	8	CS	9300000843	50	-12.46 USD	USD	WBK E12-1000-12010	1201			112-1000-12010	S	5001040	Labor Oper E12-1000-1	8/24/2012	8/24/2012		
	5256000			8/11/2012	2012	8	CS	9300000843	50	12.46 USD	USD	WBK E12-1000-12010	1202			112-1000							

Kentucky American Water  
Water Only Budgeted Income Statements 2013 & 2014 Forecast  
(Projections of Current Rate Case is Not Included)

Utility	AMSD Line #	AMSD Line Description	SAP Acct	SAP Acct Description	SG NARRIC	SG NARRIC Description	2013				2014				Water Only		
							Sum of Aug	Sum of Sep	Sum of Oct	Sum of Nov	Sum of Dec	Sum of Jan	Sum of Feb	Sum of Mar	Sum of Apr	Sum of May	Sum of Jun
	725	Postage, printing and stationery	1256500	Overnight Shipping	03758	Multi Exp AG	\$2,002.16	\$2,102.76	\$2,202.76	\$2,302.76	\$2,402.76	\$2,502.76	\$2,602.76	\$2,702.76	\$2,802.76	\$2,902.76	\$3,002.76
	725	Total	1256500	Postage	03758	Multi Exp AG	\$2,002.16	\$2,102.76	\$2,202.76	\$2,302.76	\$2,402.76	\$2,502.76	\$2,602.76	\$2,702.76	\$2,802.76	\$2,902.76	\$3,002.76

Kentucky American Water Company  
Task Year - 12 Months Ending March 2013  
6 Months Actual (Apr-Sep 2012) / 6 Months Budget (Oct 2012-Mar 2013)

Sum of Total	Line #	Line Description	Account	Account Description	NARRIC	Water / WW	WW	Grand Total
	16	Postage, printing and stationery	1256500	Overnight Shipping	03758	5,336.24		5,336.24
			1256211	Overnight Shipping WI	03753	7,276.59		7,276.59
			1256214	Overnight Shipping TD	03755	12.46		12.46
			1256230	Overnight Shipping AG	03758	10,712.49		10,712.49
			1256600	Postage	03758	1,176.00		1,176.00
			1256800	Postage AG	03758	5,263.93		5,263.93
						30,774.68		30,774.68

Workpaper #: W/P - 3-16  
Excel Reference: Exhibits\Expense\Office Supplies & Expenses.xlsx\Exhibit

Kentucky American Water Company  
Case No. 2012-00520  
Base Year Adjustment Other Supplies and Services  
For the 12 Months Ending July 31, 2014

Witness Responsible: Scott Rungren  
Type of Filing:  Original  Updated  Revised

Line No.	Description	Base Year at 3/31/2013	Adjustments	Forecast Year at 7/31/2014	Reference
1	Base Year for the 12 Months Ended 3/31/13	\$ 236,813		\$ 236,813	
2					
3					
4	<b>Adjustments:</b>				
5	Increase cost in office supplies and expenses (software licenses (BT), uniforms, pens, paper, etc.)		140,562		
6					
7					
8	<b>Total Adjustments:</b>		\$ 140,562	140,562	Exhibits\Expense\Office Supplies & Expenses.xlsx\Summary By Acct
9					
10					
11	<b>Forecasted Year at Present Rates</b>			\$ 377,375	Exhibits\Expense\Office Supplies & Expenses.xlsx\Summary By Acct
12					



Workpaper #: W/P - 3-16  
Excel Reference: Exhibits\Expense\[Office Supplies & Expenses.xlsx]Summary By Acct

Kentucky American Water Company  
Case No. 2012-00520  
Base Year Adjustment Other Supplies and Services  
For the 12 Months Ending July 31, 2014

Witness Responsible: Scott Rungren  
Type of Filing:  Original  Updated  Revised

Account No.	Account Name	Base Year Balance at 3/31/2013	Adjustments	Forecast Balance at 7/31/2014	Allocated Forecast Balance at 7/31/2014
52510016	Bank Svc Charges-AG	\$ 0	(0)	\$ -	\$ -
52526000	Credit Line Fees	19,601	(19,601)	-	-
52526100	Credit Line Fees I/C	38,290	59,667	97,957	97,957
52542016	Forms AG	1,439	587	2,026	2,026
52562000	Office Supplies	12,632	37,371	50,003	-
52562013	Off&Adm Supplies WT	7,290	(7,290)	-	12,215
52562014	Off&Adm Supplies TD	9,325	(9,325)	-	15,625
52562015	Off&Adm Supplies CA	94	506	600	600
52562016	Off&Adm Supplies AG	13,226	(13,226)	-	22,162
52571500	Software Licenses	103,062	85,458	188,520	188,520
52582000	Uniforms	10,357	27,913	38,270	-
52582013	Uniforms WT	9,942	(9,942)	-	17,548
52582014	Uniforms TD	11,741	(11,741)	-	20,722
52599800	PCard Undistributed	(185)	185	-	-
		<b>\$ 236,813</b>	<b>\$ 140,562</b>	<b>\$ 377,375</b>	<b>\$ 377,375</b>

W/P - 3-16

Exhibits\Expense\Office Supplies & Expenses.xlsx]Base & Forecast Detail

Workpaper #: \_\_\_\_\_  
Excel Reference: \_\_\_\_\_

Kentucky American Water Company  
Case No. 2012-00520  
Base Year for the 12 Months Ended March 31, 2013  
Forecast Year for the 12 Months Ended July 31, 2014  
Other Supplies and Services

SAP Account	Account Description	Line	Base Year for Twelve Months Ended March 31, 2013:												Base Year Total		
			Apr-12	May-12	Jun-12	Jul-12	Aug-12	Sep-12	Oct-12	Nov-12	Dec-12	Jan-13	Feb-13	Mar-13			
52510016	Bank Svc Charges-AG	17	\$ 0	\$ -	\$ -	\$ 0	\$ -	\$ -	\$ -	\$ -	\$ -	\$ -	\$ -	\$ -	\$ -	\$ -	\$ 0
52526000	Credit Line Fees	17	-	6,667	-	-	-	-	-	-	-	-	-	-	-	-	19,601
52526100	Credit Line Fees I/C	17	3,668	2,786	2,814	2,571	2,728	4,572	-	3,100	-	-	-	-	-	17,019	38,290
52542016	Forms AG	17	-	408	384	-	57	-	-	-	-	-	-	-	90	500	1,439
52562000	Office Supplies	17	-	-	-	-	-	-	-	-	-	-	-	-	4,177	4,202	12,632
52562013	Off&Adm Supplies WT	17	824	884	1,240	750	381	288	974	974	974	974	-	-	-	7,290	7,290
52562014	Off&Adm Supplies TD	17	509	-	1,430	1,519	216	-	1,883	1,883	1,883	-	-	-	-	-	9,325
52562015	Off&Adm Supplies CA	17	11	(66)	-	-	-	-	-	-	-	-	-	50	50	-	94
52562016	Off&Adm Supplies AG	17	2,047	2,663	1,210	851	167	37	2,017	2,017	2,017	-	-	-	-	-	13,226
52571500	Software Licenses	17	2,527	2,399	3,444	3,405	3,201	3,119	11,529	11,529	11,529	11,529	18,522	16,022	15,836	103,062	103,062
52582000	Uniforms	17	-	-	-	-	-	-	-	-	-	-	-	3,056	2,820	4,481	10,357
52582013	Uniforms WT	17	1,175	1,937	1,095	1,876	-	-	1,453	1,203	1,203	-	-	-	-	-	9,942
52582014	Uniforms TD	17	(690)	446	3,373	2,211	-	-	2,133	2,133	2,133	-	-	-	-	-	11,741
52599800	PCard Undistributed	17	(185)	-	-	-	-	-	-	-	-	-	-	-	-	-	(185)
																	<u>\$ 236,813</u>

SAP Account	Account Description	Line	Forecast Year for Twelve Months Ended July 31, 2014:												Forecast Total		
			Aug-13	Sep-13	Oct-13	Nov-13	Dec-13	Jan-14	Feb-14	Mar-14	Apr-14	May-14	Jun-14	Jul-14			
52526000	Credit Line Fees	17	\$ -	\$ -	\$ -	\$ -	\$ -	\$ -	\$ -	\$ -	\$ -	\$ -	\$ -	\$ -	\$ -	\$ -	\$ -
52526100	Credit Line Fees I/C	17	16,553	1,077	2,787	20,581	1,604	1,778	22,344	355	2,608	318	-	-	-	3,222	97,957
52542016	Forms AG	17	318	-	800	-	-	-	90	500	318	-	-	-	-	-	2,026
52562000	Office Supplies	17	4,052	4,252	4,252	4,052	4,302	4,127	4,152	4,202	4,202	4,202	4,002	4,202	4,202	4,202	50,003
52562015	Off&Adm Supplies CA	17	50	50	50	50	50	50	50	50	50	50	50	50	50	50	600
52571500	Software Licenses	17	15,930	15,930	15,986	15,986	15,986	17,344	14,844	14,856	15,415	15,415	15,415	15,415	15,415	15,415	188,520
52582000	Uniforms	17	2,820	3,331	4,395	3,270	3,270	2,906	2,670	4,331	2,920	2,781	2,670	2,906	2,906	2,906	38,270
																	<u>\$ 377,375</u>

Workpaper #: W/P - 3-17  
Excel File Location: Exhibits\Expense\[Advertising & Mktg.xlsx]Exhibit

Kentucky American Water Company  
Case No. 2012-00520  
Base Year Adjustment Advertising and Marketing  
For the 12 Months Ending July 31, 2014

Witness Responsible: Scott Rungren  
Type of Filing:  Original  Updated  Revised

Line No.	Description	Base Year at 3/31/2013	Adjustments	Forecast Year at 7/31/2014	Reference
1	Base Year for the 12 Months Ended 3/31/13	\$ 29,862		\$ 29,862	
2					
3					
4	<b>Adjustments:</b>				
5	No forecast for advertising and		(29,862)		
6	marketing expense. Expenses have been				
7	reclassified in customer education.				
8	<b>Total Adjustments:</b>		<u>(29,862)</u>	<u>(29,862)</u>	Exhibits\Expense\[Advertising & Mktg.xlsx]Summary By Acct
9					
10					
11	<b>Forecasted Year at Present Rates</b>			\$ -	Exhibits\Expense\[Advertising & Mktg.xlsx]Summary By Acct
12					

Workpaper #: W/P - 3-17  
 Excel File Location: Exhibits\Expense\[Advertising & Mktg.xlsx]Summary By Acct

Kentucky American Water Company  
 Case No. 2012-00520  
 Base Year Adjustment Advertising and Marketing  
 For the 12 Months Ending July 31, 2014

Witness Responsible: Scott Rungren  
 Type of Filing:  Original  Updated  Revised

Account No.	Account Name	Base Year Balance at 3/31/2013	Adjustments	Forecast Balance at 7/31/2014
52503000	Advertising	\$ 29,862	\$ (29,862)	\$ -
		<u>\$ 29,862</u>	<u>\$ (29,862)</u>	<u>\$ -</u>



Workpaper #: W/P - 3-18  
Excel Reference: Exhibits\Expense\Contract Services.xlsx\Exhibit

Kentucky American Water Company  
Case No. 2012-00520  
Base Year Adjustment of Contract Services  
For the 12 Months Ending July 31, 2014

Witness Responsible: Scott Rungren  
Type of Filing:  Original  Updated  Revised

Line No.	Description	Base Year at 3/31/2013	Adjustments	Forecast Year at 7/31/2014	Reference
1	Base Year for the 12 Months Ended 3/31/13	\$ 854,325		\$ 854,325	
2					
3					
4	<b>Adjustments:</b>				
5	Increase in contract services (Accenture, ORC, audit fees, snow removal, landscaping, janitorial services, etc.)		4,081		
6					
7					
8	<b>Total Adjustments:</b>		\$ 4,081	4,081	Exhibits\Expense\Contract Services.xlsx\Summary By Acct
9					
10					
11	<b>Forecasted Year at Present Rates</b>			\$ 858,406	Exhibits\Expense\Contract Services.xlsx\Summary By Acct
12					

Workpaper #: W/P - 3-18  
Excel Reference: Exhibits\Expense\[Contract Services.xlsx]Summary By Acct

Kentucky American Water Company  
Case No. 2012-00520  
Base Year Adjustment of Contract Services  
For the 12 Months Ending July 31, 2014

Witness Responsible: Scott Rungren  
Type of Filing:  Original  Updated  Revised

Account No.	Account Name	Base Year Balance at 3/31/2013	Adjustments	Forecast Balance at 7/31/2014	Allocated Forecast Balance at 7/31/2014
53150000	Contr Svc-Other	\$ 145,127	\$ 399,810	\$ 544,937	\$ -
53150013	Contr Svc-Other WT	136,901	(136,901)	-	172,893
53150014	Contr Svc-Other TD	75,706	(75,706)	-	95,610
53150015	Contr Svc-Other CA	55,636	(55,636)	-	70,264
53150016	Contr Svc-Other AG	114,987	(114,987)	-	145,217
53151014	Contr Svc-Temp EE TD	7,224	(7,224)	-	9,123
53151015	Contr Svc-Temp EE CA	27,923	(27,923)	-	35,264
53151016	Contr Svc-Temp EE AG	13,117	(13,117)	-	16,566
53152000	Contr Svc-Lab Testing	15,872	(3,950)	11,922	11,922
53153000	Contr Svc-Accounting	-	9,000	9,000	9,000
53154000	Contr Svc-Audit Fees	103,357	(10,010)	93,347	93,347
53155000	Contr Svc-Legal	158,473	40,727	199,200	199,200
		<b>\$ 854,325</b>	<b>\$ 4,081</b>	<b>\$ 858,406</b>	<b>\$ 858,406</b>





Workpaper #: W/P - 3-19  
Excel Reference: Exhibits\Expense\Employee Related Expenses.xlsx\Exhibit

Kentucky American Water Company  
Case No. 2012-00520  
Base Year Adjustment Employee Related Expense  
For the 12 Months Ending July 31, 2014

Witness Responsible: Scott Rungren  
Type of Filing: \_\_\_X\_\_\_ Original \_\_\_ Updated \_\_\_ Revised

Line No.	Description	Base Year at 3/31/2013	Adjustments	Forecast Year at 7/31/2014	Reference
1	Base Year for the 12 Months Ended 3/31/13	\$ 242,207		\$ 242,207	
2					
3					
4	<b>Adjustments:</b>				
5	Decrease in employee related expenses		(51,500)		
6	(meetings/conferences, employee				
7	screenings, etc.)				
8	<b>Total Adjustments:</b>		(51,500)	(51,500)	Exhibits\Expense\Employee Related Expenses.xlsx\Summary By Acct
9					
10					
11	<b>Forecasted Year at Present Rates</b>			\$ 190,707	Exhibits\Expense\Employee Related Expenses.xlsx\Summary By Acct
12					

Workpaper #: W/P - 3-19  
 Excel Reference: Exhibits\Expense\[Employee Related Expenses.xlsx]Summary By Acct

Kentucky American Water Company  
 Case No. 2012-00520  
 Base Year Adjustment Employee Related Expense  
 For the 12 Months Ending July 31, 2014

Witness Responsible: Scott Rungren  
 Type of Filing:  Original  Updated  Revised

Account No.	Account Name	Base Year Balance at 3/31/2013	Adjustments	Forecast Balance at 7/31/2014
52534000	Employee Expenses	\$ 133,836	\$ (37,141)	\$ 96,695
52534200	Conferences & Reg	14,515	26,907	41,422
52535000	Meals Deductible	83,166	(56,871)	26,295
52535100	Meals Nondeductible	10,689	15,606	26,295
		<b>\$ 242,207</b>	<b>\$ (51,500)</b>	<b>\$ 190,707</b>

W/P - 3-19

Exhibits\Expense \[Employee Related Expenses.xlsx]Base & Forecast Detail

Kentucky American Water Company  
Case No. 2012-00520  
Base Year for the 12 Months Ended March 31, 2013  
Forecast Year for the 12 Months Ended July 31, 2014  
Employee Related Expense

Witness Responsible: Scott Rungren  
Type of Filing:  Original  Updated  Revised

SAP Account	Account Description	Line	Base Year for Twelve Months Ended March 31, 2013:												Base Year Total
			Apr-12	May-12	Jun-12	Jul-12	Aug-12	Sep-12	Oct-12	Nov-12	Dec-12	Jan-13	Feb-13	Mar-13	
52534000	Employee Expenses	19	\$ 19,304	\$ 12,441	\$ 2,102	\$ 2,027	\$ 14,965	\$ 40,325	\$ 13,941	\$ 7,446	\$ 4,856	\$ 4,140	\$ 4,535	\$ 7,755	\$ 133,836
52534200	Conferences & Reg	19	216	841	376	1,009	109	54	4,265	1,045	105	2,133	1,203	3,158	14,515
52535000	Meals Deductible	19	17,526	4,728	(1,073)	(5,040)	15,255	41,056	2,112	1,625	1,230	1,839	1,716	2,194	83,166
52535100	Meals Nondeductible	19	-	-	5	-	-	-	2,102	1,615	1,220	1,839	1,716	2,194	10,689
															<b>\$ 242,207</b>

SAP Account	Account Description	Line	Forecast Year for Twelve Months Ended July 31, 2014:												Forecast Total
			Aug-13	Sep-13	Oct-13	Nov-13	Dec-13	Jan-14	Feb-14	Mar-14	Apr-14	May-14	Jun-14	Jul-14	
52534000	Employee Expenses	19	\$ 9,765	\$ 8,075	\$ 12,030	\$ 4,450	\$ 2,670	\$ 4,140	\$ 4,340	\$ 7,755	\$ 10,445	\$ 4,145	\$ 10,145	\$ 18,735	\$ 96,695
52534200	Conferences & Reg	19	2,408	2,278	5,073	2,023	843	2,133	1,128	3,158	2,288	2,028	9,428	8,633	41,422
52535000	Meals Deductible	19	2,036	2,219	2,719	1,591	1,716	1,839	1,691	2,194	2,582	1,766	2,404	3,541	26,295
52535100	Meals Nondeductible	19	2,036	2,219	2,719	1,591	1,716	1,839	1,691	2,194	2,582	1,766	2,404	3,541	26,295
															<b>\$ 190,707</b>

Kentucky American Water Company  
 Case No. 2012-00520  
 Base Year Adjustment Miscellaneous Expense  
 For the 12 Months Ending July 31, 2014

Witness Responsible: Scott Rungren  
 Type of Filing:  Original  Updated  Revised

Line No.	Description	Base Year at 3/31/2013	Adjustments	Forecast Year at 7/31/2014	Reference
1	Base Year for the 12 Months Ended 3/31/13	\$ 1,299,821		\$ 1,299,821	
2					
3					
4	<b>Adjustments:</b>				
5	Decrease in miscellaneous expenses		(129,274)		
6	(Service Company Fees reclassified).				
7	<b>Total Adjustments:</b>		\$ (129,274)	(129,274)	Exhibits\Expense\Miscellaneous Expense.xlsx[Summary by Acct
8					
9					
10	<b>Forecasted Year at Present Rates</b>			\$ 1,170,548	Exhibits\Expense\Miscellaneous Expense.xlsx[Summary by Acct
11					

W/P - 3-20

Workpaper #:   
 Excel Reference:

Exhibits\Expense\[Miscellaneous Expense.xlsx]Summary by Acct

Kentucky American Water Company  
Case No. 2012-00520  
Base Year Adjustment Miscellaneous Expense  
For the 12 Months Ending July 31, 2014

Witness Responsible: Scott Rungren  
Type of Filing:  Original  Updated  Revised

Account No.	Account Name	Base Year Balance at 3/31/2013	Adjustments	Forecast Balance at 7/31/2014	Allocated Forecast Balance at 7/31/2014
52000000	M&S Expense (O&M)	\$ 58,595	\$ 162,485	\$ 221,080	\$ -
52001300	M&S Oper WT	33,674	(33,674)	-	32,349
52001400	M&S Oper TD	84,180	(84,180)	-	80,868
52001600	M&S Oper AG	112,281	(112,281)	-	107,863
52500000	Misc Expense (O&M)	50,610	139,263	189,872	-
52501100	Misc Oper SS	8,605	(8,605)	-	4,239
52501200	Misc Oper P	(16)	16	-	(8)
52501300	Misc Oper WT	27,596	(27,596)	-	13,595
52501400	Misc Oper TD	48,745	(48,745)	-	24,014
52501600	Misc Oper AG	300,476	(300,476)	-	148,031
52514500	Charitb Don-H/Ed/En	40,750	57,250	98,000	98,000
52514600	Charitb Don-Commnty	26,250	26,000	52,250	52,250
52514700	Community Partnrshps	56,050	19,050	75,100	75,100
52514901	Cust Edu Comm-Reg	-	5,000	5,000	5,000
52514903	Cust Edu Comm-Issues	2,203	3,797	6,000	6,000
52514904	Cust Edu Comm-Consrv	27,463	82,537	110,000	110,000
52514905	Cust Edu Comm-Printd	16,172	16,328	32,500	32,500
52514907	Cust Edu-Press Rls	-	3,000	3,000	3,000
52514908	Cust Edu-MediaEditor	-	500	500	500
52515000	Cust Edu-Video&Photo	300	12,900	13,200	13,200
52515000	Commun Relations-E	6,277	6,323	12,600	12,600
52515001	Commun Relations-S	7,738	(238)	7,500	7,500
52522000	Community Relations	6,189	(3,689)	2,500	2,500
52524000	Co Dues/Mmbrshp Ded	80,387	10,640	91,027	91,027
52527000	Directors Fees	41,486	(5,486)	36,000	36,000
52548100	Hiring Costs	305	(305)	-	-
52549000	Injuries and Damages	20,813	(14,813)	6,000	6,000
52554500	Lab Supplies	79,133	42,392	121,525	121,525
52556500	Low Income Pay Prog	30,500	31,500	62,000	62,000
52568000	Research & Develop	20,119	(1,027)	19,092	19,092
52579000	Trustee Fees	24,166	9,365	33,531	33,531
52585000	Discounts Available	(31,806)	4,077	(27,729)	(27,729)
52586000	PO Small Differences	83	(83)	-	-
53402100	AWWSC Oth O&M OPEX	120,497	(120,497)	-	-
		<b>\$ 1,299,821</b>	<b>\$ (129,274)</b>	<b>\$ 1,170,548</b>	<b>\$ 1,170,548</b>





Workpaper #: W/P - 3-21  
 Excel Reference: Exhibits\Expense\[Transportation.xlsx]Exhibit

Kentucky American Water Company  
 Case No. 2012-00520  
 Base Year Adjustment Transportation  
 For the 12 Months Ending July 31, 2014

Witness Responsible: Scott Rungren  
 Type of Filing:  Original  Updated  Revised

Line No.	Description	Base Year at 3/31/2013	Adjustments	Forecast Year at 7/31/2014	Reference
1	Base Year for the 12 Months Ended 3/31/13	\$ 439,561		\$ 439,561	
2					
3					
4	<b>Adjustments:</b>		41,503		
5			41,503		
6	<b>Total Adjustments:</b>			41,503	Exhibits\Expense\[Transportation.xlsx]Summary By Acct
7	Increase costs in transportation				
8	expenses (Fuel, vehicle maintenance, etc.)				
9					
10	<b>Forecasted Year at Present Rates</b>			\$ 481,064	Exhibits\Expense\[Transportation.xlsx]Summary By Acct
11					



Workpaper #: W/P - 3-21  
Excel Reference: Exhibits\Expense\[Transportation.xlsx]Summary By Acct

Kentucky American Water Company  
Case No. 2012-00520  
Base Year Adjustment Transportation  
For the 12 Months Ending July 31, 2014

Witness Responsible: Scott Rungren  
Type of Filing:  Original  Updated  Revised

Account No.	Account Name	Base Year Balance at 3/31/2013	Adjustments	Forecast Balance at 7/31/2014	Allocated Forecast Balance at 7/31/2014
55000000	Transportation (O&M)	\$ 10,409	\$ 35,352	\$ 45,761	\$ -
55000014	Trans Oper TD	1,665	(1,665)	-	3,051
55000015	Trans Oper CA	10	(10)	-	18
55000016	Trans Oper AG	23,300	(23,300)	-	42,692
55000100	Trans Cap Credits	(95,864)	10,281	(85,583)	(85,583)
55010100	Trans Lease Costs	1,542	(1,542)	-	-
55010200	Trans Lease Fuel	369,852	251	370,102	370,102
55010300	Trans Lease Maint	128,331	23,139	151,470	151,470
55010400	Trans Emp Reimb Co	(810)	(390)	(1,200)	(1,200)
55010500	Trans Reimb EE Prsnl	1,126	(613)	513	513
		<b>\$ 439,561</b>	<b>\$ 41,503</b>	<b>\$ 481,064</b>	<b>\$ 481,064</b>

Workpaper #: W/P - 3-21  
Excel Reference: Exhibits\Expense\Transportation.xlsx Base & Forecast Detail

Kentucky American Water Company  
Case No. 2012-00520

Base Year for the 12 Months Ended March 31, 2013  
Forecast Year for the 12 Months Ended July 31, 2014

Witness Responsible: Scott Rungren  
Type of Filing: \_\_\_X\_\_\_ Original \_\_\_ Updated \_\_\_ Revised \_\_\_

SAP Account	Account Description	Line	Base Year for Twelve Months Ended March 31, 2013:												Base Year Total		
			Apr-12	May-12	Jun-12	Jul-12	Aug-12	Sep-12	Oct-12	Nov-12	Dec-12	Jan-13	Feb-13	Mar-13			
55000000	Transportation (O&M)	22	\$ -	\$ -	\$ -	\$ -	\$ (619)	\$ (755)	\$ -	\$ -	\$ -	\$ -	\$ 3,861	\$ 6,390	\$ 1,531	\$	10,409
55000014	Trans Oper TD	22	-	109	1,496	60	-	-	-	-	-	-	-	-	-	-	1,665
55000015	Trans Oper CA	22	-	-	-	10	-	-	-	-	-	-	-	-	-	-	10
55000016	Trans Oper AG	22	3,163	1,343	4,994	1,412	3,169	1,420	2,600	2,600	2,600	2,600	-	-	-	-	23,300
55000100	Trans Cap Credits	22	(6,705)	(11,132)	(7,317)	(12,826)	(7,982)	(5,553)	(7,891)	(7,831)	(7,831)	(7,831)	(7,011)	(7,389)	(6,663)	-	(95,864)
55010100	Trans Lease Costs	22	-	-	-	17	6	1,519	-	-	-	-	-	-	-	-	1,542
55010200	Trans Lease Fuel	22	28,041	34,879	25,665	28,872	808	63,052	33,229	31,052	32,826	30,476	30,476	30,476	30,476	30,476	369,852
55010300	Trans Lease Maint	22	4,954	43,785	(25,961)	32,777	17,417	(24,307)	13,933	13,933	13,933	12,623	12,623	12,623	12,623	12,623	128,331
55010400	Trans Emp Reimb Co	22	(150)	(134)	(112)	(113)	(113)	-	-	-	-	-	(100)	(100)	(100)	(810)	-
55010500	Trans Reimb EE Prsnl	22	-	-	56	408	551	111	-	-	-	-	-	-	-	-	1,126
																	<u>\$ 439,561</u>

SAP Account	Account Description	Line	Forecast Year for Twelve Months Ended July 31, 2014:												Forecast Total		
			Aug-13	Sep-13	Oct-13	Nov-13	Dec-13	Jan-14	Feb-14	Mar-14	Apr-14	May-14	Jun-14	Jul-14			
55000000	Transportation (O&M)	22	\$ 577	\$ 3,815	\$ 3,024	\$ 2,440	\$ 3,447	\$ 3,861	\$ 6,390	\$ 1,531	\$ 1,603	\$ 7,792	\$ 5,438	\$ 5,842	\$ 5,842	\$	45,761
55000100	Trans Cap Credits	22	(6,521)	(7,004)	(6,886)	(6,799)	(6,949)	(7,228)	(7,613)	(6,874)	(6,885)	(7,826)	(7,468)	(7,529)	(7,529)	-	(85,583)
55010200	Trans Lease Fuel	22	30,476	30,476	30,476	30,476	30,476	31,103	31,103	31,103	31,103	31,103	31,103	31,103	31,103	31,103	370,102
55010300	Trans Lease Maint	22	12,623	12,623	12,623	12,623	12,623	12,623	12,623	12,623	12,623	12,623	12,623	12,623	12,623	12,623	151,470
55010400	Trans Emp Reimb Co	22	(100)	(100)	(100)	(100)	(100)	(100)	(100)	(100)	(100)	(100)	(100)	(100)	(100)	(1,200)	-
55010500	Trans Reimb EE Prsnl	22	333	-	-	-	-	-	-	-	-	-	-	180	180	-	513
																	<u>\$ 481,064</u>

**Kentucky-American Water Company**  
**Case No. 2012-00520**  
**Forecasted Test Period Ending July 31, 2014**

**Table of Contents - Workpapers for Depreciation and Amortization**

<u>Description</u>	<u>Reference</u>
Depreciation	W/P - 4-1
Amortization	W/P - 4-2
Cost of Removal	W/P - 4-3

Kentucky American Water Company  
 Case No. 2012-00520

Pro Forma Adjustment of Depreciation Expense  
 For the Forecast Year August 1, 2013 - July 31, 2014

Witness Responsible:

Type of Filing: \_\_\_X\_\_\_ Original \_\_\_ \_\_\_ Updated \_\_\_ \_\_\_ Revised

Line No.	Description	Base Year at 3/31/2013	Adjustments	Forecast Year at 7/31/2014	Excel Reference
1					
2	Life Depreciation	\$ 11,300,206		\$ 11,300,206	
3	CIAC Amortization Credit - Non-Tax	\$ (793,310)		\$ (793,310)	
4	CIAC Amortization Credit - Tax	\$ (324,330)		\$ (324,330)	
5	<b>Base Year for the 12 Months Ended 3/31/2013</b>	<u>\$ 10,182,567</u>		<u>\$ 10,182,567</u>	
6					
7					
8	<b>Adjustments:</b>				
9	Additional CIAC Non-Tax Credits, Net of Some Credits Now Being Posted to Cost of Removal		\$ (100,699)	\$ (100,699)	
10	Additional CIAC Tax Credits, Net of Some Credits Now Being Posted to Cost of Removal		\$ 158,594	\$ 158,594	
11	Adjustment due to Additional Plant (Net of Retirements)		\$ 2,429,185	\$ 2,429,185	
12	Adjustment due to reduction of BT Depreciation Rate from 20% to 10%		\$ (1,152,023)	\$ (1,152,023)	
13	<b>Total Adjustments:</b>		<u>\$ 1,335,056</u>	<u>\$ 1,335,056</u>	
14					
15					
16	Life Depreciation			\$ 12,577,367	Exhibits\Rate Base\Rate Base KY Capital through 12_31_14.xlsx\Actv Depr Exp
17	CIAC Amortization Credit - Non-Tax			\$ (894,008)	Exhibits\Rate Base\Rate Base KY Capital through 12_31_14.xlsx\Actv CIAC
18	CIAC Amortization Credit - Tax			\$ (165,736)	Exhibits\Rate Base\Rate Base KY Capital through 12_31_14.xlsx\Actv CIAC
19	<b>Forecasted Year at Present Rates</b>			<u>\$ 11,517,623</u>	

Line	Proposed Deprec. Rate	Annual Deprec. Rate	UPIS Not Deprec.	Monthly Deprec. Adjust	Utility	Account	Utility Plant Account	SAP G/L Account	NARUC Acct	Net Depreciation Expense (Line 78)				
										Oct-12	Nov-12	Dec-12	Jan-13	
1	0.00%				Water	301000-Organization	301000	10130100	301.1	\$	37,450	0.00	0.00	0.00
2	0.00%				Water	302000-Franchises	302000	10130200	302.1	\$	70,261	0.00	0.00	0.00
3	0.00%				Water	303200-Land & Land Rights-Supply	303200	10130320	303.2	\$	1,077,363	0.00	0.00	0.00
4	0.00%				Water	303300-Land & Land Rights-Pumping	303300	10130330	303.2	\$	195,966	0.00	0.00	0.00
5	0.00%				Water	303400-Land & Land Rights-Treatment	303400	10130340	303.3	\$	800,183	0.00	0.00	0.00
6	0.00%				Water	303500-Land & Land Rights-T&D	303500	10130350	303.4	\$	7,473,931	0.00	0.00	0.00
7	2.92%				Water	304100-Struct & Imp-Supply	304100	10130410	304.2	\$	6,953,802	16,938.70	16,938.25	16,937.80
8	2.37%				Water	304200-Struct & Imp-Pumping	304200	10130420	304.2	\$	9,642,371	19,043.68	19,033.94	19,029.08
9	2.46%				Water	304300-Struct & Imp-Treatment	304300	10130430	304.3	\$	25,719,554	52,725.08	52,706.93	52,953.09
10	2.50%				Water	304400-Struct & Imp-T&D	304400	10130440	304.4	\$	915,117	1,906.49	1,906.49	1,906.49
11	2.82%				Water	304500-Struct & Imp-General	304500	10130450	304.5	\$	3,927,194	9,228.91	9,267.02	9,400.05
12	1.91%				Water	304600-Struct & Imp-Offices	304600	10130450	304.5	\$	5,749,699	9,151.60	9,150.53	9,149.99
13	0.00%				Water	304610-Struct & Imp-HVAC	304610	10130450	304.5	\$	10,570	0.00	0.00	0.00
14	2.03%				Water	304700-Struct & Imp-Store,Shop,Gar	304700	10130450	304.5	\$	1,789,335	3,026.62	3,026.28	3,025.94
15	4.53%				Water	304800-Struct & Imp-Misc	304800	10130450	304.5	\$	1,752,103	6,614.19	6,596.23	6,560.31
16	1.33%				Water	305000-Collect & Impound Reservoirs	305000	10130500	305.2	\$	992,394	1,099.90	1,099.12	1,098.73
17	2.05%				Water	306000-Lake, River & Other Intakes	306000	10130600	306.2	\$	7,162,528	12,235.99	12,237.78	12,317.16
18	2.00%				Water	309000-Supply Mains	309000	10130900	309.2	\$	27,882,438	46,470.73	46,470.69	46,470.58
19	2.93%				Water	310000-Power Generation Equip	310000	10131000	310.2	\$	3,392,145	8,282.49	8,279.85	8,274.58
20	1.87%				Water	311200-Pump Equip Electric	311200	10131120	311.2	\$	9,650,869	15,031.27	15,046.82	15,160.36
21	1.88%				Water	311300-Pump Equip Diesel	311300	10131130	311.2	\$	704,706	1,104.04	1,103.44	1,102.24
22	1.90%				Water	311400-Pump Equip Hydraulic	311400	10131140	311.2	\$	7,728	12.24	12.24	12.24
23	0.00%				Water	311500-Pump Equip Other	311500	10131150	311.2	\$	-	0.00	0.00	0.00
24	2.02%				Water	311520-Pump Equip-SOS & Pumping	311520	10131152	311.2	\$	14,815,585	24,939.57	24,932.32	24,917.82
25	2.02%				Water	311530-Pump Equip Wtr Treatment	311530	10131153	311.3	\$	-	0.00	0.00	0.00
26	2.02%				Water	311540-Pumping Equipment TD	311540	10131154	311.4	\$	109,092	183.64	180.64	174.64
27	2.16%				Water	320100-WT Equip Non-Media	320100	10132010	320.3	\$	53,685,967	96,634.74	96,580.46	96,527.91
28	24.28%				Water	320200-WT Equip Filter Media	320200	10132010	320.3	\$	508,588	10,290.43	10,290.43	10,290.43
29	1.66%				Water	330000-Dist Reservoirs & Standpipes	330000	10133000	330.4	\$	1,771,358	2,450.38	2,450.38	2,450.38
30	1.62%				Water	330100-Elevated Tanks & Standpipes	330100	10133000	330.4	\$	10,230,642	13,811.37	13,809.63	13,806.14
31	1.38%				Water	330200-Ground Level Tanks	330200	10133000	330.4	\$	2,677,265	3,078.86	3,078.86	3,934.43
32	1.68%				Water	330400-Cleanwell	330400	10133000	330.4	\$	2,581,757	3,614.46	3,614.46	3,614.46
33	1.44%				Water	331001-TD Mains Not Classified	331001	10133100	331.4	\$	148,900,369	178,680.44	178,837.32	180,162.49
34	1.44%				Water	331100-TD Mains 4in & Less	331100	10133100	331.4	\$	5,575,212	6,690.25	6,690.25	6,690.25
35	1.44%				Water	331200-TD Mains 6in to 8in	331200	10133100	331.4	\$	20,849,197	25,019.04	25,018.98	25,018.88
36	1.44%				Water	331300-TD Mains 10in to 16in	331300	10133100	331.4	\$	9,097,048	10,916.46	10,916.46	10,916.46
37	1.44%				Water	331400-TD Mains 18in & Grtr	331400	10133100	331.4	\$	72,803,762	87,364.51	87,364.48	87,364.40
38	1.50%				Water	333000-Services	333000	10133300	333.4	\$	47,271,866	59,089.83	59,314.86	59,818.43
39	2.44%				Water	334100-Meters	334100	10133410	334.4	\$	11,080,862	22,531.09	24,072.34	28,580.20
40	2.49%				Water	334110-Meters Bronze Case	334110	10133410	334.4	\$	2,275,603	4,721.27	4,720.66	4,720.05
41	2.95%				Water	334120-Meters Plastic Case	334120	10133410	334.4	\$	448,304	1,102.08	1,070.52	1,007.40
42	2.64%				Water	334130-Meters Other	334130	10133410	334.4	\$	6,522,761	14,350.07	14,289.48	14,168.28
43	2.64%				Water	334131-Meter Reading Units	334131	10133410	334.4	\$	314,141	691.11	691.11	691.11
44	2.53%				Water	334200-Meter Installations	334200	10133420	334.4	\$	18,416,593	38,828.32	38,828.44	38,897.68
45	2.48%				Water	334300-Meter Vaults	334300	10133410	334.4	\$	504,160	1,041.93	1,041.86	1,041.79
46	1.19%				Water	335000-Hydrants	335000	10133500	335.4	\$	13,641,556	13,527.88	13,561.09	13,661.33
47	19.40%				Water	339100-Other P/E-Intangible	339100	10133910	339.1	\$	8,375	135.39	135.39	135.39
48	10.72%				Water	339600-Other P/E-CPS	339600	10133910	339.1	\$	306,385	2,737.04	2,737.04	2,737.04
49	5.00%				Water	340100-Office Furniture & Equip	340100	10134010	340.5	\$	574,449	2,307.62	2,296.92	2,286.22
50	20.00%				Water	340210-Comp & Periph Mainframe	340210	10134010	340.5	\$	77,462	1,618.16	1,610.86	1,596.26

Line	Annual Deprec. Rate	UPIS Not Deprec.	Monthly Deprec. Adjust	Utility	Account	Utility Plant Account	SAP G/L Account	NARUC Acct	Net Depreciation Expense (Line 78)								
									Oct-12	Nov-12	Dec-12	Jan-13					
									Water Depreciation Expense (Line 78)	\$	974,012	\$	978,087	\$	981,344	\$	987,604
									Less Water CIAC Depreciation Credit	\$	84,246	\$	84,424	\$	84,602	\$	84,780
									Net Depreciation Expense	\$	889,766	\$	893,663	\$	896,743	\$	902,824

Kentucky American Water Company  
Case No. 2012-00520  
Depreciation Expense Activity (Net of CIAC Amortization) by Month, September 2012 - December 2014  
Automatically calculates: (Prior Month UPIS Balance-UPIS Not Depreciating) X (Annual Depreciation Rate/12)  
- Monthly Depreciation Adjustment  
Worksheet # W/P - 4-1  
Excel Referen Exhibits\Rate Base\Rate Base KY Capital through 12\_31\_14.xlsx\Actv Depr Exp

Kentucky American Water Company  
Case No. 2012-00520

Depreciation Expense Activity (Net of CIAC Amortization) by Month, September 2012 - December 2014

Automatically calculates: (Prior Month UPIS Balance-UPIS Not Depreciating) X (Annual Depreciation Rate/12)

- Monthly Depreciation Adjustment  
Worksheet # W/P - 4-1

Excel Referen Exhibits\Rate Base\Rate Base through 12\_31\_14.xlsx\Actv Depr Exp

Line	Proposed Deprec. Rate	Annual Deprec. Rate	UPIS Not Deprec.	Monthly Deprec. Adjust	Utility	Account	Utility Plant Account	SAP G/L Account	NARUC Acct	UPIS Bal Sep-12 less UPIS Not Depreciating	Net Depreciation Expense			
											Oct-12	Nov-12	Dec-12	Jan-13
51	20.00%	20.00%	\$ 414,948	\$ 11,658.50	Water	340220-Comp & Periph Personal	340220	10134010	340.5	562,380	(2,285.50)	(2,420.40)	(2,555.30)	(2,690.20)
52	20.00%	20.00%	\$ 88,579	\$ (1,285.29)	Water	340230-Comp & Periph Other	340230	10134010	340.5	662,596	12,328.56	12,313.23	12,297.89	12,282.56
53	0.00%	0.00%	\$ -	\$ -	Water	340240-Comp & Periph Capital Lease	340240	10134010	340.5	-	0.00	0.00	0.00	0.00
54	20.00%	20.00%	\$ 3,459,484	\$ 8,263.93	Water	340300-Computer Software	340300	10134010	340.5	346,435	(2,595.64)	(2,832.84)	(2,832.84)	(3,070.04)
55	20.00%	20.00%	\$ 400	\$ 7,080.67	Water	340320-Comp Software Personal	340320	10134010	340.5	3,081	(7,029.32)	(7,029.32)	(7,029.32)	(7,029.32)
56	20.00%	20.00%	\$ -	\$ -	Water	340325-Comp Software Customized	340325	10134010	340.5	700,218	11,670.30	11,670.30	11,670.30	11,670.30
57	20.00%	20.00%	\$ 527,874	\$ 1,759.42	Water	340330-Comp Software Other	340330	10134010	340.5	237,207	2,194.04	2,194.04	2,194.04	2,194.04
58	6.67%	6.67%	\$ 4,285	\$ 252.90	Water	340500-Other Office Equipment	340500	10134010	340.5	69,553	133.70	130.87	128.04	125.20
59	1.91%	1.91%	\$ -	\$ -	Water	341100-Trans Equip Lt Duty Trks	341100	10134100	341.5	2,119,633	3,373.75	3,387.82	3,363.61	3,360.41
60	2.75%	2.75%	\$ -	\$ -	Water	341200-Trans Equip Hvy Duty Trks	341200	10134100	341.5	1,737,108	3,980.87	4,046.62	4,056.77	4,097.18
61	10.00%	10.00%	\$ 96,396	\$ -	Water	341300-Trans Equip Autos	341300	10134100	341.5	31,569	263.08	531.83	593.68	768.86
62	5.51%	5.51%	\$ -	\$ -	Water	341400-Trans Equip Other	341400	10134100	341.5	602,305	2,765.58	2,759.59	2,753.60	2,747.61
63	4.00%	4.00%	\$ 2,268	\$ 37.70	Water	342000-Stores Equipment	342000	10134200	342.5	35,841	81.77	81.64	81.51	81.39
64	5.00%	5.00%	\$ 167,786	\$ 1,699.33	Water	343000-Tools, Shop, Garage Equip	343000	10134300	343.5	1,978,150	6,542.96	6,564.86	6,809.52	7,179.17
65	6.67%	6.67%	\$ 121,286	\$ 2,098.00	Water	344000-Laboratory Equipment	344000	10134400	344.5	1,179,110	4,455.89	4,441.19	4,466.28	4,451.58
66	2.52%	2.52%	\$ -	\$ -	Water	345000-Power Operated Equipment	345000	10134500	345.5	1,465,286	3,077.10	3,073.97	3,070.84	3,067.71
67	6.67%	6.67%	\$ 189,097	\$ (7,397.33)	Water	346100-Comm Equip Non-Telephone	346100	10134600	346.5	1,594,567	16,260.46	16,754.94	16,729.89	16,704.85
68	6.67%	6.67%	\$ -	\$ (12.57)	Water	346190-Remote Control & Instrument	346190	10134600	346.5	1,528,986	8,511.18	8,511.18	8,511.18	8,511.18
69	5.00%	5.00%	\$ -	\$ (176.00)	Water	346200-Comm Equip Telephone	346200	10134600	346.5	283,749	1,753.17	1,753.17	1,753.17	1,753.17
70	5.00%	5.00%	\$ 87,357	\$ (766.67)	Water	347000-Misc Equipment	347000	10134700	347.5	1,196,305	5,751.28	5,799.23	5,795.79	5,792.36
71	5.00%	5.00%	\$ -	\$ 3,274.67	Water	348000-Other Tangible Property	348000	10134800	348.5	138,485	(2,697.65)	(2,697.65)	(2,697.65)	(2,697.65)
72	5.00%	5.00%	\$ -	\$ -	Water	354200-WW Struct & Imp Collection	354200	10135420	354.2	-	0.00	0.00	0.00	0.00
73	10.00%	20.00%	\$ -	\$ -	Water	340315-Comp Software Specia	340315	10134010	C3405	4,601,216	76,686.93	77,795.35	78,745.90	79,694.86
74	0.00%	0.00%	\$ -	\$ -	Water	339300-Other P/E-Treatment	339300	10133930	C3393	-	0.00	0.00	0.00	0.00
75											\$ 974,012	\$ 978,087	\$ 981,344	\$ 987,604

Kentucky American Water Company  
 Case No. 2012-00520  
 Depreciation Expense Activity (Net of CIAC Amortization) by Month, September 2012 - December 2014  
 Automatically calculates: (Prior Month UPIS Balance-UPIS Not Depreciating) X (Annual Depreciation Rate/12)  
 - Monthly Depreciation Adjustment  
 Worksheet # W/P - 4-1  
 Excel Referen Exhibits\Rate Base\Rate Base through 12\_31\_14.xlsx\Actv Depr Exp

Line	Proposed Deprec. Rate	Annual Deprec. Rate	UPIS Not Deprec.	Monthly Deprec. Adjust	Utility	Account	Month											
							Feb-13	Mar-13	Apr-13	May-13	Jun-13	Jul-13	Aug-13	Sep-13				
1	0.00%				Water	301000-Organization	0.00	0.00	0.00	0.00	0.00	0.00	0.00	0.00	0.00	0.00	0.00	
2	0.00%				Water	302000-Franchises	0.00	0.00	0.00	0.00	0.00	0.00	0.00	0.00	0.00	0.00	0.00	
3	0.00%				Water	303200-Land & Land Rights-Supply	0.00	0.00	0.00	0.00	0.00	0.00	0.00	0.00	0.00	0.00	0.00	
4	0.00%				Water	303300-Land & Land Rights-Pumping	0.00	0.00	0.00	0.00	0.00	0.00	0.00	0.00	0.00	0.00	0.00	
5	0.00%				Water	303400-Land & Land Rights-Treatment	0.00	0.00	0.00	0.00	0.00	0.00	0.00	0.00	0.00	0.00	0.00	
6	0.00%				Water	303500-Land & Land Rights-T&D	0.00	0.00	0.00	0.00	0.00	0.00	0.00	0.00	0.00	0.00	0.00	
7	2.92%				Water	304100-Struct & Imp-Supply	16,937.36	16,936.91	16,936.47	16,936.02	16,935.58	16,935.13	16,934.68	16,934.24	16,933.79	16,933.34	16,932.89	
8	2.37%				Water	304200-Struct & Imp-Pumping	19,024.21	19,019.34	19,014.47	19,009.60	19,004.73	18,999.86	18,994.99	18,990.12	18,985.25	18,980.38	18,975.51	
9	2.46%				Water	304300-Struct & Imp-Treatment	53,162.34	53,356.62	53,347.54	53,338.47	53,329.40	53,320.33	53,311.26	53,302.19	53,293.12	53,284.05	53,274.98	
10	2.50%				Water	304400-Struct & Imp-T&D	1,906.49	1,906.49	1,906.49	1,906.49	1,906.49	1,906.49	1,906.49	1,906.49	1,906.49	1,906.49	1,906.49	
11	2.82%				Water	304500-Struct & Imp-General	9,400.05	9,400.05	9,400.05	9,400.05	9,400.05	9,400.05	9,400.05	9,400.05	9,400.05	9,400.05	9,400.05	
12	1.91%				Water	304600-Struct & Imp-Offices	9,149.46	9,148.92	9,148.38	9,147.84	9,147.31	9,146.77	9,146.23	9,145.70	9,145.16	9,144.63	9,144.09	
13	0.00%				Water	304610-Struct & Imp-HVAC	0.00	0.00	0.00	0.00	0.00	0.00	0.00	0.00	0.00	0.00	0.00	
14	2.03%				Water	304700-Struct & Imp-Store,Shop,Gar	3,025.60	3,025.26	3,024.92	3,024.58	3,024.24	3,023.90	3,023.56	3,023.22	3,022.88	3,022.54	3,022.20	
15	4.53%				Water	304800-Struct & Imp-Misc	6,524.35	6,524.39	6,524.43	6,524.47	6,524.51	6,524.55	6,524.59	6,524.63	6,524.67	6,524.71	6,524.75	
16	1.33%				Water	305000-Collect & Impound Reservoirs	1,098.34	1,097.95	1,097.56	1,097.17	1,096.78	1,096.39	1,095.99	1,095.60	1,095.21	1,094.82	1,094.43	
17	2.05%				Water	306000-Lake, River & Other Intakes	12,385.01	12,448.18	12,447.80	12,447.42	12,447.04	12,446.66	12,446.28	12,445.90	12,445.52	12,445.14	12,444.76	
18	2.00%				Water	309000-Supply Mains	46,470.65	46,470.63	46,470.61	46,470.60	46,470.58	46,470.56	46,470.54	46,470.52	46,470.50	46,470.48	46,470.46	
19	2.93%				Water	310000-Power Generation Equip	8,271.94	8,269.31	8,266.67	8,264.04	8,261.40	8,258.77	8,256.13	8,253.49	8,250.85	8,248.21	8,245.57	
20	1.87%				Water	311200-Pump Equip Electric	15,256.37	15,345.27	15,337.56	17,642.24	17,705.23	17,768.22	18,057.67	18,179.21	18,300.75	18,423.29	18,545.83	
21	1.88%				Water	311300-Pump Equip Diesel	1,101.64	1,101.04	1,100.44	1,099.85	1,099.25	1,098.65	1,098.05	1,097.45	1,096.85	1,096.25	1,095.65	
22	1.90%				Water	311400-Pump Equip Hydraulic	12.24	12.24	12.24	12.24	12.24	12.24	12.24	12.24	12.24	12.24	12.24	
23	0.00%				Water	311500-Pump Equip Other	0.00	0.00	0.00	0.00	0.00	0.00	0.00	0.00	0.00	0.00	0.00	
24	2.02%				Water	311520-Pump Equip-SOS & Pumping	24,910.58	24,903.33	24,896.08	24,888.83	24,881.58	24,874.33	24,867.09	24,859.84	24,852.59	24,845.34	24,838.09	
25	2.02%				Water	311530-Pump Equip Wtr Treatment	0.00	0.00	0.00	0.00	0.00	0.00	0.00	0.00	0.00	0.00	0.00	
26	2.02%				Water	311540-Pumping Equipment TD	171.64	168.64	165.65	162.65	159.65	156.65	153.65	150.65	147.65	144.65	141.65	
27	2.16%				Water	320100-WT Equip Non-Media	96,511.91	96,403.34	96,457.62	96,403.34	96,356.52	96,310.00	96,263.48	96,216.96	96,170.44	96,123.92	96,077.40	
28	24.28%				Water	320200-WT Equip Filter Media	10,290.43	10,290.43	10,290.43	10,290.43	10,290.43	10,290.43	10,290.43	10,290.43	10,290.43	10,290.43	10,290.43	
29	1.66%				Water	330000-Dist Reservoirs & Standpipes	2,450.38	2,450.38	2,450.38	2,450.38	2,450.38	2,450.38	2,450.38	2,450.38	2,450.38	2,450.38	2,450.38	
30	1.62%				Water	330100-Elevated Tanks & Standpipes	13,804.40	13,802.66	13,800.92	13,799.18	13,797.44	13,795.70	13,793.96	13,792.22	13,789.48	13,787.74	13,786.00	
31	1.38%				Water	330200-Ground Level Tanks	3,965.05	3,993.57	3,993.57	3,993.57	3,993.57	3,993.57	3,993.57	3,993.57	3,993.57	3,993.57	3,993.57	
32	1.68%				Water	330400-Cleanwell	3,614.46	3,614.46	3,614.46	3,614.46	3,614.46	3,614.46	3,614.46	3,614.46	3,614.46	3,614.46	3,614.46	
33	1.44%				Water	331001-TD Mains Not Classified	180,940.80	182,783.91	182,934.05	185,107.26	185,432.76	185,768.70	186,104.64	186,440.58	186,776.52	187,112.46	187,448.40	
34	1.44%				Water	331100-TD Mains 4in & Less	6,690.25	6,690.25	6,690.25	6,690.25	6,690.25	6,690.25	6,690.25	6,690.25	6,690.25	6,690.25	6,690.25	
35	1.44%				Water	331200-TD Mains 6in to 8in	25,018.83	25,018.78	25,018.73	25,018.67	25,018.62	25,018.57	25,018.52	25,018.47	25,018.42	25,018.37	25,018.32	
36	1.44%				Water	331300-TD Mains 10in to 16in	10,916.46	10,916.46	10,916.46	10,916.46	10,916.46	10,916.46	10,916.46	10,916.46	10,916.46	10,916.46	10,916.46	
37	1.44%				Water	331400-TD Mains 18in & Grtr	87,364.32	87,364.32	87,364.29	87,364.25	87,364.21	87,364.17	87,364.13	87,364.09	87,364.05	87,364.01	87,363.97	
38	1.50%				Water	333000-Services	59,990.39	60,217.19	60,424.04	60,727.84	61,031.64	61,335.44	61,639.24	61,943.04	62,246.84	62,550.64	62,854.44	
39	2.44%				Water	334100-Meters	28,625.05	29,307.37	29,501.08	30,694.06	32,071.84	33,192.00	33,804.09	34,416.18	35,028.27	35,640.36	36,252.45	
40	2.49%				Water	334110-Meters Bronze Case	4,719.44	4,718.83	4,718.22	4,717.61	4,717.00	4,716.39	4,715.78	4,715.17	4,714.56	4,713.95	4,713.34	
41	2.95%				Water	334120-Meters Plastic Case	975.84	944.28	912.72	881.16	849.59	818.03	786.47	754.91	723.35	691.79	660.23	
42	2.64%				Water	334130-Meters Other	14,107.68	14,047.08	13,986.49	13,925.89	13,865.29	13,804.69	13,744.09	13,683.49	13,622.89	13,562.29	13,501.69	
43	2.64%				Water	334131-Meter Reading Units	691.11	691.11	691.11	691.11	691.11	691.11	691.11	691.11	691.11	691.11	691.11	
44	2.53%				Water	334200-Meter Installations	38,896.44	38,895.20	38,893.96	38,892.72	38,891.49	38,890.25	38,889.01	38,887.77	38,886.53	38,885.29	38,884.05	
45	2.48%				Water	334300-Meter Vaults	1,041.65	1,041.58	1,041.51	1,041.44	1,041.37	1,041.30	1,041.23	1,041.16	1,041.09	1,041.02	1,040.95	
46	1.19%				Water	335000-Hydrants	13,715.90	13,803.83	13,838.12	13,913.46	13,960.71	14,011.99	14,073.85	14,141.88	14,210.11	14,278.34	14,346.57	
47	19.40%				Water	339100-Other P/E-intangible	135.39	135.39	135.39	135.39	135.39	135.39	135.39	135.39	135.39	135.39	135.39	
48	10.72%				Water	339600-Other P/E-CPS	2,737.04	2,737.04	2,737.04	2,737.04	2,737.04	2,737.04	2,737.04	2,737.04	2,737.04	2,737.04	2,737.04	
49	5.00%				Water	340100-Office Furniture & Equip	2,275.52	2,264.82	2,254.12	2,243.42	2,232.72	2,222.02	2,211.32	2,200.62	2,190.00	2,179.30	2,168.60	
50	20.00%				Water	340210-Comp & Periph Mainframe	1,588.95	1,581.65	1,574.35	1,567.05	1,559.74	1,552.44	1,545.14	1,537.84	1,530.54	1,523.24	1,515.94	





Kentucky American Water Company  
Case No. 2012-00520

Depreciation Expense Activity (Net of CIAC Amortization) by Month, September 2012 - December 2014

Automatically calculates: (Prior Month UPIS Balance-UPIS Not Depreciating) X (Annual Depreciation Rate/12)

- Monthly Depreciation Adjustment

Workpaper # W/P - 4-1

Excel Referen Exhibits\Rate Base\Rate Base KY Capital through 12\_31\_14.xlsx\Actv Depr Exp

Line	Proposed Deprec. Rate	Annual Deprec. Rate	UPIS Not Deprec.	Monthly Deprec. Adjust	Utility	Account	Month											
							Oct-13	Nov-13	Dec-13	Jan-14	Feb-14	Mar-14	Apr-14	May-14				
1	0.00%	0.00%	\$ -	\$ -	Water	301000-Organization	0.00	0.00	0.00	0.00	0.00	0.00	0.00	0.00	0.00	0.00	0.00	
2	0.00%	0.00%	\$ -	\$ -	Water	302000-Franchises	0.00	0.00	0.00	0.00	0.00	0.00	0.00	0.00	0.00	0.00	0.00	
3	0.00%	0.00%	\$ -	\$ -	Water	303200-Land & Land Rights-Supply	0.00	0.00	0.00	0.00	0.00	0.00	0.00	0.00	0.00	0.00	0.00	
4	0.00%	0.00%	\$ -	\$ -	Water	303300-Land & Land Rights-Pumping	0.00	0.00	0.00	0.00	0.00	0.00	0.00	0.00	0.00	0.00	0.00	
5	0.00%	0.00%	\$ -	\$ -	Water	303400-Land & Land Rights-Treatment	0.00	0.00	0.00	0.00	0.00	0.00	0.00	0.00	0.00	0.00	0.00	
6	0.00%	0.00%	\$ -	\$ -	Water	303500-Land & Land Rights-T&D	0.00	0.00	0.00	0.00	0.00	0.00	0.00	0.00	0.00	0.00	0.00	
7	2.92%	2.92%	\$ -	\$ -	Water	304100-Struct & Imp-Supply	16,933.79	16,933.35	16,932.90	16,932.46	16,932.01	16,931.57	16,931.12	16,930.67	16,930.22	16,929.77	16,929.32	
8	2.37%	2.37%	\$ -	\$ -	Water	304200-Struct & Imp-Pumping	18,985.25	18,980.38	18,975.51	18,970.65	18,965.78	18,960.91	18,956.04	18,951.17	18,946.30	18,941.43	18,936.56	
9	2.46%	2.46%	\$ -	\$ -	Water	304300-Struct & Imp-Treatment	53,892.82	53,986.42	54,157.54	54,295.73	54,303.88	54,294.80	54,285.73	54,276.65	54,267.58	54,258.50	54,249.43	
10	2.50%	2.50%	\$ -	\$ -	Water	304400-Struct & Imp-T&D	1,906.49	1,906.49	1,906.49	1,906.49	1,906.49	1,906.49	1,906.49	1,906.49	1,906.49	1,906.49	1,906.49	
11	2.82%	2.82%	\$ -	\$ -	Water	304500-Struct & Imp-General	9,795.04	9,967.85	10,078.94	10,140.65	10,140.65	10,140.65	10,140.65	10,140.65	10,140.65	10,140.65	10,140.65	
12	1.91%	1.91%	\$ -	\$ -	Water	304600-Struct & Imp-Offices	9,145.16	9,144.62	9,144.08	9,143.55	9,143.01	9,142.47	9,141.94	9,141.40	9,140.87	9,140.34	9,139.81	
13	0.00%	0.00%	\$ -	\$ -	Water	304610-Struct & Imp-HVAC	0.00	0.00	0.00	0.00	0.00	0.00	0.00	0.00	0.00	0.00	0.00	
14	2.03%	2.03%	\$ -	\$ -	Water	304700-Struct & Imp-Store,Shop,Gar	3,022.88	3,022.54	3,022.20	3,021.87	3,021.53	3,021.19	3,020.85	3,020.51	3,020.17	3,020.85	3,020.51	
15	4.53%	4.53%	\$ -	\$ -	Water	304800-Struct & Imp-Misc	6,398.68	6,380.72	6,362.76	6,344.80	6,326.85	6,308.89	6,290.93	6,272.97	6,255.01	6,237.05	6,219.09	
16	1.33%	1.33%	\$ -	\$ -	Water	305000-Collect & Impound Reservoirs	1,095.21	1,094.82	1,094.43	1,094.04	1,093.65	1,093.26	1,092.87	1,092.48	1,092.09	1,091.70	1,091.31	
17	2.05%	2.05%	\$ -	\$ -	Water	306000-Lake, River & Other Intakes	12,632.95	12,664.65	12,720.58	12,766.23	12,771.23	12,770.85	12,770.48	12,770.10	12,770.70	12,770.10	12,770.10	
18	2.00%	2.00%	\$ -	\$ -	Water	309000-Supply Mains	46,470.50	46,470.48	46,470.46	46,470.44	46,470.42	46,470.40	46,470.39	46,470.37	46,470.35	46,470.33		
19	2.93%	2.93%	\$ -	\$ -	Water	310000-Power Generation Equip	8,250.86	8,248.22	8,245.59	8,242.95	8,240.32	8,237.68	8,235.04	8,232.41	8,229.77	8,227.14		
20	1.87%	1.87%	\$ -	\$ -	Water	311200-Pump Equip Electric	18,243.12	18,284.18	18,329.56	18,386.88	18,436.88	18,486.88	18,536.88	18,586.88	18,636.88	18,686.88		
21	1.88%	1.88%	\$ -	\$ -	Water	311300-Pump Equip Diesel	1,096.85	1,096.25	1,095.65	1,095.05	1,094.45	1,093.85	1,093.25	1,092.65	1,092.05	1,091.45		
22	1.90%	1.90%	\$ -	\$ -	Water	311400-Pump Equip Hydraulic	12.24	12.24	12.24	12.24	12.24	12.24	12.24	12.24	12.24	12.24	12.24	
23	0.00%	0.00%	\$ -	\$ -	Water	311500-Pump Equip Other	0.00	0.00	0.00	0.00	0.00	0.00	0.00	0.00	0.00	0.00	0.00	
24	2.02%	2.02%	\$ -	\$ -	Water	311520-Pump Equip-SOS & Pumping	24,852.59	24,845.34	24,838.09	24,830.85	24,823.60	24,816.35	24,809.10	24,801.85	24,794.60	24,787.35		
25	2.02%	2.02%	\$ -	\$ -	Water	311530-Pump Equip Wtr Treatment	0.00	0.00	0.00	0.00	0.00	0.00	0.00	0.00	0.00	0.00		
26	2.02%	2.02%	\$ -	\$ -	Water	311540-Pumping Equipment TD	147.65	144.65	141.65	138.65	135.65	132.65	129.65	126.65	123.65	120.65		
27	2.16%	2.16%	\$ -	\$ -	Water	320100-WT Equip Non-Media	96,231.81	96,217.08	96,195.12	96,173.16	96,151.20	96,129.24	96,107.28	96,085.32	96,063.36	96,041.40		
28	24.28%	24.28%	\$ -	\$ -	Water	320200-WT Equip Filter Media	10,290.43	10,290.43	10,290.43	10,290.43	10,290.43	10,290.43	10,290.43	10,290.43	10,290.43	10,290.43		
29	1.66%	1.66%	\$ -	\$ -	Water	330000-Dist Reservoirs & Standpipes	2,450.38	2,450.38	2,450.38	2,450.38	2,450.38	2,450.38	2,450.38	2,450.38	2,450.38	2,450.38		
30	1.62%	1.62%	\$ -	\$ -	Water	330100-Elevated Tanks & Standpipes	13,790.47	13,788.73	13,786.99	13,785.25	13,783.51	13,781.77	13,780.03	13,778.29	13,776.55	13,774.81		
31	1.38%	1.38%	\$ -	\$ -	Water	330200-Ground Level Tanks	4,077.67	4,092.07	4,117.34	4,138.00	4,140.41	4,140.41	4,140.41	4,140.41	4,140.41	4,140.41		
32	1.68%	1.68%	\$ -	\$ -	Water	330400-Cleanwell	3,614.46	3,614.46	3,614.46	3,614.46	3,614.46	3,614.46	3,614.46	3,614.46	3,614.46			
33	1.44%	1.44%	\$ -	\$ -	Water	331001-TD Mains Not Classified	187,455.76	188,160.61	188,808.73	189,413.58	190,018.43	190,623.28	191,228.13	191,832.98	192,437.83	193,042.68		
34	1.44%	1.44%	\$ -	\$ -	Water	331100-TD Mains 4in & Less	6,690.24	6,690.24	6,690.24	6,690.24	6,690.24	6,690.24	6,690.24	6,690.24	6,690.24			
35	1.44%	1.44%	\$ -	\$ -	Water	331200-TD Mains 6in to 8in	25,018.41	25,018.36	25,018.31	25,018.26	25,018.21	25,018.16	25,018.11	25,018.06	25,018.01			
36	1.44%	1.44%	\$ -	\$ -	Water	331300-TD Mains 10in to 16in	10,916.46	10,916.46	10,916.46	10,916.46	10,916.46	10,916.46	10,916.46	10,916.46	10,916.46			
37	1.44%	1.44%	\$ -	\$ -	Water	331400-TD Mains 18in & Grtr	87,364.06	87,364.02	87,363.98	87,363.94	87,363.90	87,363.86	87,363.82	87,363.78	87,363.74			
38	1.50%	1.50%	\$ -	\$ -	Water	333000-Services	61,892.69	62,103.27	62,271.04	62,441.91	62,603.78	62,781.69	62,961.60	63,141.51	63,321.42			
39	2.44%	2.44%	\$ -	\$ -	Water	334100-Meters	34,290.65	34,384.36	34,468.68	34,518.17	34,549.80	35,173.37	35,414.44	35,655.51	35,896.58			
40	2.49%	2.49%	\$ -	\$ -	Water	334110-Meters Bronze Case	4,714.57	4,713.96	4,713.35	4,712.74	4,712.13	4,711.52	4,710.91	4,710.30	4,709.70			
41	2.95%	2.95%	\$ -	\$ -	Water	334120-Meters Plastic Case	723.35	691.79	660.23	628.67	597.11	565.55	533.99	502.43	470.87			
42	2.64%	2.64%	\$ -	\$ -	Water	334130-Meters Other	13,622.90	13,562.30	13,501.70	13,441.10	13,380.50	13,319.90	13,259.31	13,198.71	13,138.11			
43	2.64%	2.64%	\$ -	\$ -	Water	334131-Meter Reading Units	691.11	691.11	691.11	691.11	691.11	691.11	691.11	691.11	691.11			
44	2.53%	2.53%	\$ -	\$ -	Water	334200-Meter Installations	38,886.53	38,885.50	38,884.06	38,882.82	38,881.58	38,880.34	38,879.10	38,877.87	38,876.63			
45	2.48%	2.48%	\$ -	\$ -	Water	334300-Meter Vaults	1,041.02	1,041.02	1,040.89	1,040.89	1,040.82	1,040.75	1,040.68	1,040.61	1,040.54			
46	1.19%	1.19%	\$ -	\$ -	Water	335000-Hydrants	14,213.08	14,305.58	14,359.91	14,410.62	14,458.84	14,497.37	14,538.42	14,578.12	14,617.42			
47	19.40%	19.40%	\$ -	\$ -	Water	339100-Other P/E-intangible	135.39	135.39	135.39	135.39	135.39	135.39	135.39	135.39	135.39			
48	10.72%	10.72%	\$ -	\$ -	Water	339600-Other P/E-CPS	6,754.35	6,754.35	6,754.35	6,754.35	6,754.35	6,754.35	6,754.35	6,754.35				
49	5.00%	5.00%	\$ 103,460	\$ 621.33	Water	340100-Office Furniture & Equip	2,189.93	2,189.93	2,189.93	2,189.93	2,189.93	2,189.93	2,189.93	2,189.93				
50	20.00%	20.00%	\$ 11,522	\$ (327.13)	Water	340210-Comp & Periph Mainframe	1,530.53	1,523.23	1,515.93	1,508.63	1,501.32	1,494.02	1,486.72	1,479.42				



Kentucky American Water Company  
Case No. 2012-00520  
Depreciation Expense Activity (Net of CIAC Amortization) by Month, September 2012 - December 2014  
Automatically calculated: (Prior Month UPIS Balance-UPIS Not Depreciating) X (Annual Depreciation Rate/12)  
- Monthly Depreciation Adjustment  
Worksheet # W/P - 4-1  
Excel Referen Exhibits\Rate Base\Rate Base KY Capital through 12\_31\_14.xlsx\Actv Depr Exp

Forecast

2014

2013

Oct-Dec

2012

Jun-14

Jul-14

Aug-13-Jul 14 Expense

Line	Proposed Deprec. Rate	Annual Deprec. Rate	UPIS Not Deprec.	Monthly Deprec. Adjust	Utility	Account	Utility Plant Account		Jun-14		Jul-14		2012		2013		2014		Aug-13-Jul 14 Expense
							2012	2013	2014	2012	2013	2014	2012	2013	2014				
1		0.00%		\$ -	Water	301000-Organization	301000	0.00	0.00	0.00	0.00	0.00	0.00	0.00	0.00	0.00	0.00	0.00	\$ 12,577,366.72
2		0.00%		\$ -	Water	302000-Franchises	302000	0.00	0.00	0.00	0.00	0.00	0.00	0.00	0.00	0.00	0.00	0.00	\$ 1,059,743.85
3		0.00%		\$ -	Water	303200-Land & Land Rights-Supply	303200	0.00	0.00	0.00	0.00	0.00	0.00	0.00	0.00	0.00	0.00	0.00	\$ 11,517,622.87
4		0.00%		\$ -	Water	303300-Land & Land Rights-Pumping	303300	0.00	0.00	0.00	0.00	0.00	0.00	0.00	0.00	0.00	0.00	0.00	
5		0.00%		\$ -	Water	303400-Land & Land Rights-Treatment	303400	0.00	0.00	0.00	0.00	0.00	0.00	0.00	0.00	0.00	0.00	0.00	
6		0.00%		\$ -	Water	303500-Land & Land Rights-T&D	303500	0.00	0.00	0.00	0.00	0.00	0.00	0.00	0.00	0.00	0.00	0.00	
7		2.92%		\$ -	Water	304100-Struct & Imp-Supply	304100	16,930.23	16,929.78	16,929.78	16,929.78	50,797.86	203,224.24	203,160.07					
8		2.37%		\$ -	Water	304200-Struct & Imp-Pumping	304200	18,946.30	18,941.43	18,941.43	57,116.44	228,027.54	227,326.37						
9		2.46%		\$ -	Water	304300-Struct & Imp-Treatment	304300	54,297.73	54,426.48	54,426.48	158,148.03	642,366.55	654,937.72						
10		2.50%		\$ -	Water	304400-Struct & Imp-T&D	304400	1,865.60	1,865.60	1,865.60	5,719.48	22,877.93	22,550.76						
11		2.82%		\$ -	Water	304500-Struct & Imp-General	304500	10,190.03	10,214.71	10,214.71	27,900.55	115,071.82	123,588.73						
12		1.91%		\$ -	Water	304600-Struct & Imp-Offices	304600	9,140.86	9,140.32	9,140.32	27,453.20	109,764.46	109,687.11						
13		0.00%		\$ -	Water	304610-Struct & Imp-HVAC	304610	0.00	0.00	0.00	0.00	0.00	0.00						
14		2.03%		\$ -	Water	304700-Struct & Imp-Store,Shop,Gar	304700	3,020.17	3,019.83	3,019.83	9,079.86	36,288.87	36,239.97						
15		4.53%		\$ -	Water	304800-Struct & Imp-Misc	304800	5,967.98	5,950.02	5,950.02	19,788.69	77,538.45	72,656.15						
16		1.33%		\$ -	Water	305000-Coillect & Impound Reservoirs	305000	1,092.94	1,091.70	1,091.70	3,298.54	13,158.98	13,102.72						
17		2.05%		\$ -	Water	306000-Lake, River & Other Intakes	306000	12,779.14	12,821.83	12,821.83	36,709.37	150,133.60	154,233.34						
18		2.00%		\$ -	Water	309000-Supply Mains	309000	46,470.35	46,470.33	46,470.33	139,412.13	557,646.80	557,644.05						
19		2.93%		\$ -	Water	310000-Power Generation Equip	310000	8,229.77	8,227.14	8,227.14	24,839.55	99,121.00	98,741.46						
20		1.87%		\$ -	Water	311200-Pump Equip Electric	311200	18,826.54	18,884.31	18,884.31	45,117.64	205,481.85	229,561.65						
21		1.88%		\$ -	Water	311300-Pump Equip Diesel	311300	1,092.06	1,091.46	1,091.46	3,310.32	13,187.36	13,101.07						
22		1.90%		\$ -	Water	311400-Pump Equip Hydraulic	311400	12.24	12.24	12.24	36.71	146.83	146.83						
23		0.00%		\$ -	Water	311500-Pump Equip Other	311500	0.00	0.00	0.00	0.00	0.00	0.00						
24		2.02%		\$ -	Water	311520-Pump Equip-SOS & Pumping	311520	24,757.43	24,750.18	24,750.18	74,796.96	298,535.50	297,194.34						
25		2.02%		\$ -	Water	311530-Pump Equip Wtr Treatment	311530	0.00	0.00	0.00	0.00	0.00	0.00						
26		2.02%		\$ -	Water	311540-Pumping Equipment TD	311540	688.46	685.46	685.46	541.92	1,897.78	8,212.95						
27		2.16%		\$ -	Water	320100-WT Equip Non-Media	320100	91,219.64	91,195.61	91,195.61	289,741.37	1,116,404.72	1,114,816.49						
28		24.28%		\$ -	Water	320200-WT Equip Filter Media	320200	10,290.43	10,290.43	10,290.43	30,871.29	123,485.15	123,485.15						
29		1.66%		\$ -	Water	330000-Dist Reservoirs & Standpipes	330000	2,450.38	2,450.38	2,450.38	7,351.14	29,404.55	29,404.55						
30		1.62%		\$ -	Water	330100-Elevated Tanks & Standpipes	330100	17,527.81	17,526.07	17,526.07	41,428.88	165,558.82	213,191.25						
31		1.38%		\$ -	Water	330200-Ground Level Tanks	330200	4,144.64	4,163.97	4,163.97	9,470.82	48,268.95	50,133.29						
32		1.68%		\$ -	Water	330400-Cleanwell	330400	3,614.46	3,614.46	3,614.46	10,843.38	43,373.52	43,373.52						
33		1.44%		\$ -	Water	331001-TD Mains Not Classified	331001	202,617.90	202,960.83	202,960.83	537,030.68	2,220,561.81	2,445,364.40						
34		1.44%		\$ -	Water	331100-TD Mains 4in & Less	331100	6,690.23	6,690.23	6,690.23	20,070.76	80,282.94	80,282.94						
35		1.44%		\$ -	Water	331200-TD Mains 6in to 8in	331200	25,018.00	25,017.95	25,017.95	75,056.95	300,223.15	300,215.69						
36		1.44%		\$ -	Water	331300-TD Mains 10in to 16in	331300	10,916.46	10,916.46	10,916.46	32,749.37	130,997.49	130,997.49						
37		1.44%		\$ -	Water	331400-TD Mains 18in & Grtr	331400	87,363.76	87,363.72	87,363.72	262,093.43	1,048,370.30	1,048,364.84						
38		1.50%		\$ -	Water	333000-Services	333000	63,488.59	63,737.52	63,737.52	177,988.83	732,717.92	763,547.34						
39		2.44%		\$ -	Water	334100-Meters	334100	37,716.51	38,657.39	38,657.39	71,845.41	382,977.13	451,284.56						
40		2.49%		\$ -	Water	334110-Meters Bronze Case	334110	4,709.69	4,709.08	4,709.08	14,163.80	56,600.37	56,512.65						
41		2.95%		\$ -	Water	334120-Meters Plastic Case	334120	470.87	439.30	439.30	3,211.56	10,005.77	5,461.02						
42		2.64%		\$ -	Water	334130-Meters Other	334130	13,138.11	13,077.51	13,077.51	42,868.43	166,019.87	157,293.72						
43		2.64%		\$ -	Water	334131-Meter Reading Units	334131	691.11	691.11	691.11	2,073.33	8,293.31	8,293.31						
44		2.53%		\$ -	Water	334200-Meter Installations	334200	38,876.63	38,875.39	38,875.39	116,555.67	466,690.40	467,158.45						
45		2.48%		\$ -	Water	334300-Meter Vaults	334300	1,040.54	1,040.54	1,040.54	3,125.58	12,496.05	13,495.73						
46		1.19%		\$ -	Water	335000-Hydrants	335000	14,624.20	14,675.93	14,675.93	40,706.87	167,999.65	176,408.68						
47		19.40%		\$ -	Water	339100-Other P/E-Intangible	339100	135.39	135.39	135.39	406.18	1,624.71	1,624.71						
48		10.72%		\$ -	Water	339600-Other P/E-CPS	339600	7,073.42	7,073.42	7,073.42	21,034.64	68,117.23	83,764.27						
49		5.00%		\$ 103,460	Water	340100-Office Furniture & Equip	340100	2,104.34	2,104.34	2,104.34	6,376.74	26,728.49	25,187.84						
50		20.00%		\$ 11,522	Water	340210-Comp & Periph Mainframe	340210	1,472.11	1,464.81	1,464.81	4,832.58	18,673.11	17,621.56						

Kentucky American Water Company  
Case No. 2012-00520

Depreciation Expense Activity (Net of CIAC Amortization) by Month, September 2012 - December 2014

Automatically calculates: (Prior Month UPIS Balance-UPIS Not Depreciating) X (Annual Depreciation Rate/12)

- Monthly Depreciation Adjustment

Worksheet # W/P - 4-1

Excel Referen Exhibits\Rate Base\Rate Base through 12\_31\_14.xlsx\Actv Depr Exp

Oct-Dec 2013 2014 Forecast

2012	2013	2014	Aug-13-Jul-14 Expense
\$ 2,933,443	\$ 12,371,254	\$ 12,764,958.82	\$ 12,577,366.72
\$ 253,272	\$ 1,042,903	\$ 1,069,550.63	\$ 1,059,743.85
\$ 2,680,171.31	\$ 11,328,351.26	\$ 11,695,408.19	\$ 11,517,622.87

Jun-14	Jul-14
\$ 1,060,119	\$ 1,062,378
\$ 89,025	\$ 89,208
\$ 971,095	\$ 973,171

Line	Proposed Deprec. Rate	Annual Deprec. Rate	UPIS Not Deprec.	Monthly Deprec. Adjust	Utility	Account	Utility Plant Account		2012		2013		2014		Aug-13-Jul-14 Expense
							Jun-14	Jul-14	Oct-Dec	Additions	Oct-Dec	Additions	Oct-Dec	Additions	
51	20.00%	\$ 414,948	\$ 11,658.50	\$ -	Water	340220-Comp & Periph Personal	340220	(4,983.49)	(5,118.39)	(7,261.21)	(41,185.76)	12,371,254	12,764,958.82	\$ 12,577,366.72	
52	20.00%	\$ 88,579	\$ (1,285.29)	\$ -	Water	340230-Comp & Periph Other	340230	12,021.89	12,006.56	36,939.68	146,378.73	1,042,903	1,069,550.63	\$ 1,059,743.85	
53	0.00%	\$ -	\$ -	\$ -	Water	340240-Comp & Periph Capital Lease	340240	0.00	0.00	0.00	0.00				
54	20.00%	\$ 3,459,484	\$ 8,263.93	\$ 400	Water	340300-Computer Software	340300	(7,102.47)	(7,339.67)	(7,918.48)	(52,495.79)	11,328,351.26	11,695,408.19	\$ 11,517,622.87	
55	20.00%	\$ 400	\$ 7,080.67	\$ -	Water	340320-Comp Software Personal	340320	(7,029.32)	(7,029.32)	(21,087.96)	(84,351.84)				
56	20.00%	\$ -	\$ -	\$ -	Water	340325-Comp Software Customized	340325	11,670.30	11,670.30	35,010.91	140,043.62				
57	20.00%	\$ 527,874	\$ 1,759.42	\$ -	Water	340330-Comp Software Other	340330	2,194.04	2,194.04	6,582.11	26,328.46				
58	6.67%	\$ 4,285	\$ 252.90	\$ -	Water	340500-Other Office Equipment	340500	77.06	74.23	392.61	1,315.55				
59	1.91%	\$ -	\$ -	\$ -	Water	341100-Trans Equip Lt Duty Trks	341100	2,983.41	2,971.78	10,125.18	38,808.70				
60	2.75%	\$ -	\$ -	\$ -	Water	341200-Trans Equip Hvy Duty Trks	341200	4,319.66	4,347.93	12,084.26	49,954.25				
61	10.00%	\$ 96,396	\$ -	\$ -	Water	341300-Trans Equip Autos	341300	2,006.85	2,136.58	1,388.59	13,749.20				
62	5.51%	\$ -	\$ -	\$ -	Water	341400-Trans Equip Other	341400	2,645.76	2,639.77	8,278.78	32,575.92				
63	4.00%	\$ 2,268	\$ 37.70	\$ -	Water	342000-Stores Equipment	342000	79.21	79.08	244.93	968.18				
64	5.00%	\$ 167,786	\$ 1,699.33	\$ -	Water	343000-Tools, Shop, Garage Equip	343000	8,844.13	9,122.00	19,917.34	94,055.52				
65	6.67%	\$ 121,286	\$ 2,098.00	\$ -	Water	344000-Laboratory Equipment	344000	4,201.75	4,187.05	13,363.35	52,449.01				
66	2.52%	\$ -	\$ -	\$ -	Water	345000-Power Operated Equipment	345000	3,011.17	3,008.04	9,221.91	36,605.92				
67	6.67%	\$ 189,097	\$ (7,397.33)	\$ -	Water	346100-Comm Equip Non-Telephone	346100	16,279.05	16,254.00	49,745.30	198,805.07				
68	6.67%	\$ -	\$ (12.57)	\$ -	Water	346190-Remote Control & Instrument	346190	21,680.62	22,276.59	25,533.54	161,594.79				
69	5.00%	\$ -	\$ (176.00)	\$ -	Water	346200-Comm Equip Telephone	346200	1,753.17	1,753.17	5,259.51	21,038.04				
70	5.00%	\$ 87,357	\$ (766.67)	\$ -	Water	347000-Misc Equipment	347000	6,703.44	6,700.01	17,346.30	76,948.10				
71	5.00%	\$ -	\$ 3,274.67	\$ -	Water	348000-Other Tangible Property	348000	(1,685.80)	(1,685.80)	(8,092.95)	(23,574.20)				
72	5.00%	\$ -	\$ -	\$ -	Water	354200-WW Struct & Imp Collection	354200	0.00	0.00	0.00	0.00				
73	10.00%	\$ -	\$ -	\$ -	Water	340315-Comp Software Specia	340315	98,746.63	98,746.63	233,228.18	1,240,897.67				
74	0.00%	\$ -	\$ -	\$ -	Water	339300-Other P/E-Treatment	339300	0.00	0.00	0.00	0.00				
75						<b>Water</b>		<b>\$ 1,060,119</b>	<b>\$ 1,062,378</b>	<b>2,933,443.31</b>	<b>12,371,254.11</b>				

Kentucky American Water Company

Case No. 2012-00520

CIAC Activity by Month, September 2012 - December 2014

Calculation: Account Activity Per SCEP for CIAC Additions, Amortization Activity

Per Amortization Rates & Prior Month CIAC Balances

Worksheet # W/P - 1-7 & W/P - 4-1 & W/P - 4-3

Excel Referent Exhibits\Rate Base\Rate Base KY Capital through 12\_31\_14.xlsx\Actv CIAC

Non-Tax CIAC Depr. Credit  
Tax CIAC Depr. Credit  
Non-Tax CIAC COR Credit  
Tax CIAC COR Credit

		Balance Forward											
		Balance Forward	Sep-12	Oct-12	Nov-12	Dec-12	Jan-13	Feb-13	Mar-13				Mar-13
Monthly Life Rate	Monthly COR Rate	Utility	SAP GL Account	Account Description	Plant Account	NARUC 96 Account	Bal Fwd Sep-12	Oct-12	Nov-12	Dec-12	Jan-13	Feb-13	Mar-13
-0.1200%	-0.0183%	Water	27111000	CIAC-NT Mains	271110	271.1	\$ (17,981,825)	(24,000)	(24,000)	(24,000)	(17,250)	(226,500)	(17,250)
-0.1200%	-0.0183%	Water	27112000	CIAC-NT Ext Dep	271120	271.1	\$ (12,775,611)	(35,840)	(35,840)	(35,840)	(25,760)	(338,240)	(25,760)
-0.1250%	-0.1250%	Water	27113000	CIAC-NT Svcs	271130	271.1	\$ (19,400,522)	(57,760)	(57,760)	(57,760)	(41,515)	(545,110)	(41,515)
-0.2208%	-0.0142%	Water	27114000	CIAC-NT Meters	271140	271.1	\$ (1,023,118)	(7,520)	(7,520)	(7,520)	(5,405)	(70,970)	(5,405)
-0.0992%	-0.0250%	Water	27115000	CIAC-NT Hydrants	271150	271.1	\$ (1,780,603)	(4,320)	(4,320)	(4,320)	(3,105)	(40,770)	(3,105)
-0.1567%	-0.0317%	Water	27116000	CIAC-NT Other	271160	271.1	\$ (3,532,160)	(320)	(320)	(320)	(230)	(3,020)	(230)
0.0000%	0.0000%	Water	27117000	CIAC-NT WIP	271170	271.1	\$ (849,641)	(20,320)	(20,320)	(20,320)	(14,605)	(191,770)	(14,605)
0.0000%	0.0000%	Water	27118000	CIAC-NT NUP Property	271180	271.1	\$ (249,725)						
-0.1200%	-0.0183%	Water	27121000	CIAC-Tax Mains	271210	271.1	\$ (1,998,493)						
-0.1200%	-0.0183%	Water	27122000	CIAC-Tax Ext Dep	271220	271.1	\$ (766,586)						
-0.1250%	-0.1250%	Water	27123000	CIAC-Tax Svcs	271230	271.1	\$ (7,222,565)	(9,920)	(9,920)	(9,920)	(7,130)	(93,620)	(7,130)
-0.2208%	-0.0142%	Water	27124000	CIAC-Tax Meters	271240	271.1	\$ (3,299)						
-0.0992%	-0.0250%	Water	27125000	CIAC-Tax Hydrants	271250	271.1	\$ (487,487)						
-0.1567%	-0.0317%	Water	27126000	CIAC-Tax Other	271260	271.1	\$ (440,903)						
0.0000%	0.0000%	Water	27127000	CIAC-Tax WIP	271270	271.1	\$ (868)						
		Water	27206000	AccAmort CIAC-Other	272060	272.2	\$ 16,160,425	102,317	102,567	102,818	103,069	103,249	105,616
		Water	27210000	AccAmort CIAC-Tax	272100	272.2	\$ 1,526,393	23,325	23,350	23,374	23,399	23,417	23,651
				<b>Net Activity</b>				(34,359)	(34,083)	(33,807)	11,468	(1,383,334)	14,268
		Sewer	27111000	CIAC-NT Mains	271110	271.1	\$ -						
		Sewer	27112000	CIAC-NT Ext Dep	271120	271.1	\$ (80,703)						
		Sewer	27113000	CIAC-NT Svcs	271130	271.1	\$ (14,190)						
		Sewer	27114000	CIAC-NT Meters	271140	271.1	\$ (884)						
		Sewer	27115000	CIAC-NT Hydrants	271150	271.1	\$ -						
		Sewer	27116000	CIAC-NT Other	271160	271.1	\$ (1,193,557)						
		Sewer	27117000	CIAC-NT WIP	271170	271.1	\$ -						
		Sewer	27118000	CIAC-NT NUP Property	271180	271.1	\$ -						
		Sewer	27121000	CIAC-Tax Mains	271210	271.1	\$ -						
		Sewer	27122000	CIAC-Tax Ext Dep	271220	271.1	\$ -						
		Sewer	27123000	CIAC-Tax Svcs	271230	271.1	\$ -						
		Sewer	27124000	CIAC-Tax Meters	271240	271.1	\$ -						
		Sewer	27125000	CIAC-Tax Hydrants	271250	271.1	\$ -						
		Sewer	27126000	CIAC-Tax Other	271260	271.1	\$ -						
		Sewer	27127000	CIAC-Tax WIP	271270	271.1	\$ -						
		Sewer	27206000	AccAmort CIAC-Other	272060	272.2	\$ 582,628						
		Sewer	27210000	AccAmort CIAC-Tax	272100	272.2	\$ -						
				<b>Net CIAC:</b>			\$ (706,706)						

Kentucky American Water Company

Case No. 2012-00520

CIAC Activity by Month, September 2012 - December 2014

Calculation: Account Activity Per SCEP for CIAC Additions, Amortization Activity

Per Amortization Rates & Prior Month CIAC Balances

Worksheet # W/P - 1-7 & W/P - 4-1 & W/P - 4-3

Excel Referent Exhibits\Rate Base\Rate Base KY Capital through 12\_31\_14.xlsx\Actv CIAC

	Apr-13	May-13	Jun-13	Jul-13	Aug-13	Sep-13	Oct-13	Nov-13
Non-Tax CIAC Depr. Credit	73,013	73,179	73,339	73,510	73,639	73,794	73,949	74,104
Tax CIAC Depr. Credit	13,700	13,712	13,724	13,737	13,747	13,758	13,770	13,782
Non-Tax CIAC COR Credit	32,783	32,869	32,951	33,040	33,106	33,186	33,266	33,347
Tax CIAC COR Credit	9,969	9,982	9,994	10,006	10,016	10,028	10,039	10,051

Monthly Life Rate	Monthly COR Rate	Utility	SAP GL Account	Account Description	Plant	NARUC 96 Account	Apr-13	May-13	Jun-13	Jul-13	Aug-13	Sep-13	Oct-13	Nov-13
-0.1200%	-0.0183%	Water	27111000	CIAC-NT Mains	271110	271.1	(24,000)	(23,250)	(24,750)	(18,750)	(22,500)	(22,500)	(22,500)	(39,000)
-0.1200%	-0.0183%	Water	27112000	CIAC-NT Ext Dep	271120	271.1	(35,840)	(34,720)	(36,960)	(28,000)	(33,600)	(33,600)	(33,600)	(58,240)
-0.1250%	-0.1250%	Water	27113000	CIAC-NT Svcs	271130	271.1	(57,760)	(55,955)	(59,565)	(45,125)	(54,150)	(54,150)	(54,150)	(93,860)
-0.2208%	-0.0142%	Water	27114000	CIAC-NT Meters	271140	271.1	(7,520)	(7,285)	(7,755)	(5,875)	(7,050)	(7,050)	(7,050)	(12,220)
-0.0992%	-0.0250%	Water	27115000	CIAC-NT Hydrants	271150	271.1	(4,320)	(4,185)	(4,455)	(3,375)	(4,050)	(4,050)	(4,050)	(7,020)
-0.1567%	-0.0317%	Water	27116000	CIAC-NT Other	271160	271.1	(320)	(310)	(330)	(250)	(300)	(300)	(300)	(520)
0.0000%	0.0000%	Water	27117000	CIAC-NT WIP	271170	271.1	(20,320)	(19,685)	(20,955)	(15,875)	(19,050)	(19,050)	(19,050)	(33,020)
0.0000%	0.0000%	Water	27118000	CIAC-NT NUP Property	271180	271.1								
-0.1200%	-0.0183%	Water	27121000	CIAC-Tax Mains	271210	271.1								
-0.1200%	-0.0183%	Water	27122000	CIAC-Tax Ext Dep	271220	271.1								
-0.1250%	-0.1250%	Water	27123000	CIAC-Tax Svcs	271230	271.1	(9,920)	(9,610)	(10,230)	(7,750)	(9,300)	(9,300)	(9,300)	(16,120)
-0.2208%	-0.0142%	Water	27124000	CIAC-Tax Meters	271240	271.1								
-0.0992%	-0.0250%	Water	27125000	CIAC-Tax Hydrants	271250	271.1								
-0.1567%	-0.0317%	Water	27126000	CIAC-Tax Other	271260	271.1								
0.0000%	0.0000%	Water	27127000	CIAC-Tax WIP	271270	271.1								
		Water	27206000	AccAmort CIAC-Other	272060	272.2	105,797	106,047	106,290	106,549	106,745	106,980	107,215	107,450
		Water	27210000	AccAmort CIAC-Tax	272100	272.2	23,669	23,694	23,718	23,743	23,763	23,786	23,809	23,832
				<b>Net Activity</b>			<b>(30,534)</b>	<b>(25,259)</b>	<b>(34,992)</b>	<b>5,292</b>	<b>(19,492)</b>	<b>(19,234)</b>	<b>(18,975)</b>	<b>(128,717)</b>
		Sewer	27111000	CIAC-NT Mains	271110	271.1								
		Sewer	27112000	CIAC-NT Ext Dep	271120	271.1								
		Sewer	27113000	CIAC-NT Svcs	271130	271.1								
		Sewer	27114000	CIAC-NT Meters	271140	271.1								
		Sewer	27115000	CIAC-NT Hydrants	271150	271.1								
		Sewer	27116000	CIAC-NT Other	271160	271.1								
		Sewer	27117000	CIAC-NT WIP	271170	271.1								
		Sewer	27118000	CIAC-NT NUP Property	271180	271.1								
		Sewer	27121000	CIAC-Tax Mains	271210	271.1								
		Sewer	27122000	CIAC-Tax Ext Dep	271220	271.1								
		Sewer	27123000	CIAC-Tax Svcs	271230	271.1								
		Sewer	27124000	CIAC-Tax Meters	271240	271.1								
		Sewer	27125000	CIAC-Tax Hydrants	271250	271.1								
		Sewer	27126000	CIAC-Tax Other	271260	271.1								
		Sewer	27127000	CIAC-Tax WIP	271270	271.1								
		Sewer	27206000	AccAmort CIAC-Other	272060	272.2								
		Sewer	27210000	AccAmort CIAC-Tax	272100	272.2								
				<b>Net CIAC:</b>										

Kentucky American Water Company

Case No. 2012-00520

CIAC Activity by Month, September 2012 - December 2014

Calculation: Account Activity Per SCEP for CIAC Additions, Amortization Activity

Per Amortization Rates & Prior Month CIAC Balances

Worksheet # W/P - 1-7 & W/P - 4-1 & W/P - 4-3

Excel Referent Exhibits\Rate Base\Rate Base KY Capital through 12\_31\_14.xlsx\Actv CIAC

	Dec-13	Jan-14	Feb-14	Mar-14	Apr-14	May-14	Jun-14	Jul-14
Non-Tax CIAC Depr. Credit	74,373	74,486	74,605	74,719	74,838	75,003	75,164	75,334
Tax CIAC Depr. Credit	13,802	13,810	13,819	13,828	13,837	13,849	13,861	13,874
Non-Tax CIAC COR Credit	33,485	33,544	33,605	33,664	33,726	33,811	33,894	33,982
Tax CIAC COR Credit	10,071	10,080	10,088	10,097	10,106	10,118	10,130	10,143

Monthly Life Rate	Monthly COR Rate	Utility	SAP GL Account	Account Description	Plant	NARUC 96 Account	Dec-13	Jan-14	Feb-14	Mar-14	Apr-14	May-14	Jun-14	Jul-14
-0.1200%	-0.0183%	Water	27111000	CIAC-NT Mains	271110	271.1	(16,500)	(17,250)	(16,500)	(17,250)	(24,000)	(23,250)	(24,750)	(18,750)
-0.1200%	-0.0183%	Water	27112000	CIAC-NT Ext Dep	271120	271.1	(24,640)	(25,760)	(24,640)	(25,760)	(35,840)	(34,720)	(36,960)	(28,000)
-0.1250%	-0.1250%	Water	27113000	CIAC-NT Svcs	271130	271.1	(39,710)	(41,515)	(39,710)	(41,515)	(57,760)	(55,955)	(59,565)	(45,125)
-0.2208%	-0.0142%	Water	27114000	CIAC-NT Meters	271140	271.1	(5,170)	(5,405)	(5,170)	(5,405)	(7,520)	(7,285)	(7,755)	(5,875)
-0.0992%	-0.0250%	Water	27115000	CIAC-NT Hydrants	271150	271.1	(2,970)	(3,105)	(2,970)	(3,105)	(4,320)	(4,185)	(4,455)	(3,375)
-0.1567%	-0.0317%	Water	27116000	CIAC-NT Other	271160	271.1	(220)	(230)	(220)	(230)	(320)	(310)	(330)	(250)
0.0000%	0.0000%	Water	27117000	CIAC-NT WIP	271170	271.1	(13,970)	(14,605)	(13,970)	(14,605)	(20,320)	(19,685)	(20,955)	(15,875)
0.0000%	0.0000%	Water	27118000	CIAC-NT NUP Property	271180	271.1								
-0.1200%	-0.0183%	Water	27121000	CIAC-Tax Mains	271210	271.1								
-0.1200%	-0.0183%	Water	27122000	CIAC-Tax Ext Dep	271220	271.1								
-0.1250%	-0.1250%	Water	27123000	CIAC-Tax Svcs	271230	271.1	(6,820)	(7,130)	(6,820)	(7,130)	(9,920)	(9,610)	(10,230)	(7,750)
-0.2208%	-0.0142%	Water	27124000	CIAC-Tax Meters	271240	271.1								
-0.0992%	-0.0250%	Water	27125000	CIAC-Tax Hydrants	271250	271.1								
-0.1567%	-0.0317%	Water	27126000	CIAC-Tax Other	271260	271.1								
0.0000%	0.0000%	Water	27127000	CIAC-Tax WIP	271270	271.1								
		Water	27206000	AccAmort CIAC-Other	272060	272.2	107,858	108,031	108,211	108,383	108,563	108,814	109,057	109,316
		Water	27210000	AccAmort CIAC-Tax	272100	272.2	23,873	23,890	23,908	23,925	23,943	23,967	23,991	24,017
							<b>Net Activity</b>	21,731	22,118	17,308	(27,494)	(22,218)	(31,951)	8,333
														#
		Sewer	27111000	CIAC-NT Mains	271110	271.1								
		Sewer	27112000	CIAC-NT Ext Dep	271120	271.1								
		Sewer	27113000	CIAC-NT Svcs	271130	271.1								
		Sewer	27114000	CIAC-NT Meters	271140	271.1								
		Sewer	27115000	CIAC-NT Hydrants	271150	271.1								
		Sewer	27116000	CIAC-NT Other	271160	271.1								
		Sewer	27117000	CIAC-NT WIP	271170	271.1								
		Sewer	27118000	CIAC-NT NUP Property	271180	271.1								
		Sewer	27121000	CIAC-Tax Mains	271210	271.1								
		Sewer	27122000	CIAC-Tax Ext Dep	271220	271.1								
		Sewer	27123000	CIAC-Tax Svcs	271230	271.1								
		Sewer	27124000	CIAC-Tax Meters	271240	271.1								
		Sewer	27125000	CIAC-Tax Hydrants	271250	271.1								
		Sewer	27126000	CIAC-Tax Other	271260	271.1								
		Sewer	27127000	CIAC-Tax WIP	271270	271.1								
		Sewer	27206000	AccAmort CIAC-Other	272060	272.2								
		Sewer	27210000	AccAmort CIAC-Tax	272100	272.2								
														<b>Net CIAC:</b>







KENTUCKY AMERICAN WATER COMPANY  
Case No. 2012-00520  
Pro Forma Adjustment of Amortization Expense  
Forecast Year For the 12 Months Ending July 31, 2014

Witness Responsible: Gina Tierney  
Type of Filing: \_\_\_X\_\_\_ Original \_\_\_ \_\_\_ Updated \_\_\_ \_\_\_ Revised

Line No.	Description	Base Year at 3/31/2013	Adjustments	Forecast Year at 7/31/2014	Reference
1	Base Year for the 12 Months Ended 3/31/113	\$ 207,018		\$ 207,018	
2					
3					
4	<b>Adjustments:</b>				
5	Change from Base Year to Forecast year budget - Reg Asset AFUDC (68254000)		16,564		Exhibits\Expense\Amortization 12.xlsx\Reg Asset AFUDC amort -68254000
6	Change from Base Year to Forecast year budget - Property Losses (68257000)		(1)		Exhibits\Expense\Amortization 12.xlsx\Property Losses amor- 68257000
7	Disallowance in previous case - UPAA (68255000)		(6,421)		Exhibits\Expense\Amortization 12.xlsx\UPAA - 68255000
8	Disallowance in previous case - Reg Asset (68258000)		(6,900)		Exhibits\Expense\Amortization 12.xlsx\Reg Asset - 68258000
9	<b>Total Adjustments:</b>		<u>3,243</u>	<u>3,243</u>	
10					
11					
12	<b>Forecasted Year at Present Rates</b>			<u>\$ 210,261</u>	
13					
14					
15					
16					
17					
18					
19					
20					
21					
22					







Exhibits\Expense\Amortization 12.xlsx\Reg Asset - 68258000

W/P - 4.2

Kentucky American Water Company  
Case No. 2012-00520  
Case Description - Regulatory Asset 68258000  
For the 12 Months Ending July 31, 2014  
W/P - 4.2.4

JOB Transactions

Bud/Int	Obj/Act	Obj/Act	Subd/Pr	Date	Doc type	Explanation	DocNo	Company Code	Posting Date	Amount
120205	LEX-Admin & Gen	680620		JU	UPA-Recurring	UPA-Recurring	30092823	4	12 04/30/12	575
120205	LEX-Admin & Gen	680620		JU	UPA-Recurring	UPA-Recurring	30092823	5	12 05/31/12	575
120205	LEX-Admin & Gen	680620		JU	UPA-Recurring	UPA-Recurring	30092823	6	12 06/30/12	575
120205	LEX-Admin & Gen	680620		JU	UPA-Recurring	UPA-Recurring	30092823	7	12 07/31/12	575
<b>JOB 4/1/12 to 7/31/12 Total</b>										<b>2,300.00</b>

SAP Transactions

Company/Center	Account	Posting Date	Fiscal Year	Posting Period	Document Type	Document Number	Posting Key	Amount in doc. curr.	Document Currency	Text	Profit Center	Trading Partner	Cost Center	WIS element	Order	Client acc.ount type	Offsetting account	Name of off.assignment	Document	Entry Date	Reference
1012	0L	68258000	2012	8	SA	100000835	40	575.00	USD	UPA AMORTIZATION REG ASSET	1202		120205			5	68011000	Depreciatio	8/31/2012	8/30/2012	
1012	0L	68258000	2012	9	SC	960000045	40	575.00	USD	UPA AMORTIZATION REG ASSET	1202		120205			5	68011000	Depreciatio	9/30/2012	9/30/2012	
<b>SAP 8/1/2012 to 9/30/2012 Total</b>										<b>1,150.00</b>											
<b>Budget 10/1/2012 to 3/31/2013</b>										<b>3,450.00</b>											
<b>Total 4/1/12 to 3/31/13</b>										<b>6,800.00</b>											
<b>Forecast Year Budget (9/1/2013 to 7/31/2014)</b>										<b>6,800.00</b>											
											Disallowed in previous case Adjustment (6,500.00)										

Kentucky American Water Company  
 Case No. 2012-00520  
 Pro Forma Adjustment of Cost of Removal Expense  
 For the Forecast Year August 1, 2013 - July 31, 2014

Witness Responsible: \_\_\_\_\_  
 Type of Filing: \_\_\_X\_\_\_ Original \_\_\_\_\_ Updated \_\_\_\_\_ Revised

Line No.	Description	Base Year at 3/31/2013	Adjustments	Forecast Year at 7/31/2014	Reference
1					
2	Cost of Removal	\$ 2,040,541		\$ 2,040,541	
3	COR Amort CIAC Tax	\$ (86,723)		\$ (86,723)	
4	COR Amort CIAC Non-Tax	\$ (264,193)		\$ (264,193)	
5	<b>Base Year for the 12 Months Ended 3/31/2013</b>	<u>\$ 1,689,625</u>		<u>\$ 1,689,625</u>	
6					
7					
8	<b>Adjustments:</b>				
9	Additional CIAC Tax Credits, Plus Additional Credits Now Being Shown in Cost of Removal		\$ (34,245)	\$ (34,245)	
10	Additional CIAC Non-Tax Credits, Plus Additional Credits Now Being Shown in Cost of Removal		\$ (138,423)	\$ (138,423)	
11	Adjustment Due to Additional Plant (Net of Retirements)		\$ 87,022	\$ 87,022	
12	<b>Total Adjustments:</b>		<u>\$ (85,646)</u>	<u>\$ (85,646)</u>	
13					
14					
15	Cost of Removal			\$ 2,127,563	
16	COR Amort CIAC Tax			\$ (120,968)	
17	COR Amort CIAC Non-Tax			\$ (402,617)	
18	<b>Forecasted Year at Present Rates</b>			<u>\$ 1,603,978</u>	
19					
20					

Kentucky American Water Company

Case No. 2012-00520

Cost of Removal Expense by Month, September 2012 - December 2014

**X (Annual Cost of Removal Rate/12)** Automatically calculates: Prior Month UPIS Balance less UPIS not depreciating

Worksheet # WP - 4-3

Excel Reference Exhibits(Rate Base |Rate Base KY Capital through 12\_31\_14.xlsx|Actv COR

UPIS Balance

Sep-12 Oct-12 Nov-12 Dec-12 Jan-13 Feb-13 Mar-13 Apr-13 May-13

\$ 168,798 \$ 169,129 \$ 169,615 \$ 170,314 \$ 170,682 \$ 171,334 \$ 171,577 \$ 172,804

\$ 41,395 \$ 41,493 \$ 41,591 \$ 41,689 \$ 41,759 \$ 42,682 \$ 42,752 \$ 42,850

\$ 127,403 \$ 127,636 \$ 128,024 \$ 128,625 \$ 128,923 \$ 128,652 \$ 128,824 \$ 129,954

UPIS Bal Sep-12 less

UPIS Not Depreciating

Water Cost of Removal Expense

Less CIAC Cost of Removal Credit

Net Cost of Removal Expense:

Util. Plant

Account

SAP G/L

Account

NARUC

Acct

Annual Cost of Removal Rate	UPIS Not Depreciating	Utility	Account	SAP G/L Account	NARUC Acct	UPIS Bal Sep-12 less UPIS Not Depreciating	Oct-12	Nov-12	Dec-12	Jan-13	Feb-13	Mar-13	Apr-13	May-13
							\$	\$	\$	\$	\$	\$	\$	\$
0.00%	\$ 103,460	Water	340100-Office Furniture & Equip	10134010	340.5	\$ 574,449	0	0	0	0	0	0	0	0
0.00%	\$ 11,522	Water	340210-Comp & Periph Mainframe	10134010	340.5	\$ 77,462	0	0	0	0	0	0	0	0
0.00%	\$ 414,948	Water	340220-Comp & Periph Personal	10134010	340.5	\$ 562,380	0	0	0	0	0	0	0	0
0.00%	\$ 88,579	Water	340230-Comp & Periph Other	10134010	340.5	\$ 662,596	0	0	0	0	0	0	0	0
0.00%	\$ -	Water	340240-Comp & Periph Capital Lease	10134010	340.5	\$ -	0	0	0	0	0	0	0	0
0.00%	\$ 3,459,484	Water	340300-Computer Software	10134010	340.5	\$ 346,435	0	0	0	0	0	0	0	0
0.00%	\$ 400	Water	340320-Comp Software Personal	10134010	340.5	\$ 3,081	0	0	0	0	0	0	0	0
0.00%	\$ -	Water	340325-Comp Software Customized	10134010	340.5	\$ 700,218	0	0	0	0	0	0	0	0
0.00%	\$ 527,874	Water	340330-Comp Software Other	10134010	340.5	\$ 237,207	0	0	0	0	0	0	0	0
0.00%	\$ 4,285	Water	340500-Other Office Equipment	10134010	340.5	\$ 69,553	0	0	0	0	0	0	0	0
-0.38%	\$ -	Water	341100-Trans Equip Lt Duty Trks	10134100	341.5	\$ 2,119,633	(671)	(669)	(669)	(669)	(661)	(653)	(644)	(636)
-0.41%	\$ -	Water	341200-Trans Equip Hvy Duty Trks	10134100	341.5	\$ 1,737,108	(594)	(603)	(605)	(611)	(609)	(607)	(605)	(603)
-1.50%	\$ 96,396	Water	341300-Trans Equip Autos	10134100	341.5	\$ 31,569	(39)	(80)	(89)	(115)	(112)	(108)	(104)	(100)
0.00%	\$ -	Water	341400-Trans Equip Other	10134100	341.5	\$ 602,305	0	0	0	0	0	0	0	0
0.00%	\$ 2,268	Water	342000-Stores Equipment	10134200	342.5	\$ 35,841	0	0	0	0	0	0	0	0
0.00%	\$ 167,786	Water	343000-Tools,Shop,Garage Equip	10134300	343.5	\$ 1,978,150	0	0	0	0	0	0	0	0
0.00%	\$ 121,286	Water	344000-Laboratory Equipment	10134400	344.5	\$ 1,179,110	0	0	0	0	0	0	0	0
-0.38%	\$ -	Water	345000-Power Operated Equipment	10134500	345.5	\$ 1,465,286	(464)	(464)	(463)	(463)	(462)	(462)	(461)	(461)
0.00%	\$ 189,097	Water	346100-Comm Equip Non-Telephone	10134600	346.5	\$ 1,594,567	0	0	0	0	0	0	0	0
0.00%	\$ -	Water	346190-Remote Control & Instrument	10134600	346.5	\$ 1,528,986	0	0	0	0	0	0	0	0
0.00%	\$ -	Water	346200-Comm Equip Telephone	10134600	346.5	\$ 283,749	0	0	0	0	0	0	0	0
0.00%	\$ 87,357	Water	347000-Misc Equipment	10134700	347.5	\$ 1,196,305	0	0	0	0	0	0	0	0
0.00%	\$ -	Water	348000-Other Tangible Property	10134800	348.5	\$ 138,485	0	0	0	0	0	0	0	0
0.00%	\$ -	Water	354200-WW Struct & Imp Collection	10135420	354.2	\$ -	0	0	0	0	0	0	0	0
0.00%	\$ -	Water	340315-Comp Software Specia	10134010	C3405	\$ 4,601,216	0	0	0	0	0	0	0	0
0.00%	\$ -	Water	339300-Other P/E-Treatment	10133930	C3993	\$ -	0	0	0	0	0	0	0	0
			<b>Water Cost of Removal Expense</b>			<b>168,798</b>	<b>169,129</b>	<b>169,615</b>	<b>170,314</b>	<b>170,682</b>	<b>171,334</b>	<b>171,577</b>	<b>171,804</b>	<b>172,804</b>









**X (Automatically calculates: Prior Month UPIS Balance less UPIS not depreciating**

**X (Annual Cost of Removal Rate/12)**

Worksheet # W/P - 4-3

Excel Reference Exhibits(Rate Base \Rate Base KY Capital through 12\_31\_14.xlsx|Actv COR

Annual Cost of Removal Rate	UPIS Not Depreciating	Utility	Account	SAP G/L Account	NARUC Acct	2012				2013				2014		Forecast
						Apr-14	May-14	Jun-14	Jul-14	Apr-14	May-14	Jun-14	Jul-14	Oct-Dec 2012 Expense	2013 Expense	2014 Expense
0.00%	\$ 103,460	Water	340100-Office Furniture & Equip	10134010	340.5	0	0	0	0	0	0	0	0	0	0	\$ -
0.00%	\$ 11,522	Water	340210-Comp & Periph Mainframe	10134010	340.5	0	0	0	0	0	0	0	0	0	0	\$ -
0.00%	\$ 414,948	Water	340220-Comp & Periph Personal	10134010	340.5	0	0	0	0	0	0	0	0	0	0	\$ -
0.00%	\$ 88,579	Water	340230-Comp & Periph Other	10134010	340.5	0	0	0	0	0	0	0	0	0	0	\$ -
0.00%	\$ -	Water	340240-Comp & Periph Capital Lease	10134010	340.5	0	0	0	0	0	0	0	0	0	0	\$ -
0.00%	\$ 3,459,484	Water	340300-Computer Software	10134010	340.5	0	0	0	0	0	0	0	0	0	0	\$ -
0.00%	\$ 400	Water	340320-Comp Software Personal	10134010	340.5	0	0	0	0	0	0	0	0	0	0	\$ -
0.00%	\$ -	Water	340325-Comp Software Customized	10134010	340.5	0	0	0	0	0	0	0	0	0	0	\$ -
0.00%	\$ 527,874	Water	340330-Comp Software Other	10134010	340.5	0	0	0	0	0	0	0	0	0	0	\$ -
0.00%	\$ 4,285	Water	340500-Other Office Equipment	10134010	340.5	0	0	0	0	0	0	0	0	0	0	\$ -
-0.38%	\$ -	Water	341100-Trans Equip Lt Duty Trks	10134100	341.5	(605)	(597)	(594)	(591)	(2,014)	(7,721)	(7,291)	(7,447)	\$ -		
-0.41%	\$ -	Water	341200-Trans Equip Hvy Duty Trks	10134100	341.5	(643)	(641)	(644)	(648)	(1,802)	(7,448)	(7,950)	(7,716)	\$ -		
-1.50%	\$ 96,396	Water	341300-Trans Equip Autos	10134100	341.5	(289)	(285)	(301)	(320)	(208)	(2,062)	(4,469)	(3,374)	\$ -		
0.00%	\$ -	Water	341400-Trans Equip Other	10134100	341.5	0	0	0	0	0	0	0	0	\$ -		
0.00%	\$ 2,268	Water	342000-Stores Equipment	10134200	342.5	0	0	0	0	0	0	0	0	\$ -		
0.00%	\$ 167,786	Water	343000-Tools,Shop,Garage Equip	10134300	343.5	0	0	0	0	0	0	0	0	\$ -		
0.00%	\$ 121,286	Water	344000-Laboratory Equipment	10134400	344.5	0	0	0	0	0	0	0	0	\$ -		
-0.38%	\$ -	Water	345000-Power Operated Equipment	10134500	345.5	(456)	(455)	(454)	(454)	(1,391)	(5,520)	(5,448)	(5,479)	\$ -		
0.00%	\$ 189,097	Water	346100-Comm Equip Non-Telephone	10134600	346.5	0	0	0	0	0	0	0	0	\$ -		
0.00%	\$ -	Water	346190-Remote Control & Instrument	10134600	346.5	0	0	0	0	0	0	0	0	\$ -		
0.00%	\$ -	Water	346200-Comm Equip Telephone	10134600	346.5	0	0	0	0	0	0	0	0	\$ -		
0.00%	\$ 87,357	Water	347000-Misc Equipment	10134700	347.5	0	0	0	0	0	0	0	0	\$ -		
0.00%	\$ -	Water	348000-Other Tangible Property	10134800	348.5	0	0	0	0	0	0	0	0	\$ -		
0.00%	\$ -	Water	354200-WW Struct & Imp Collection	10135420	354.2	0	0	0	0	0	0	0	0	\$ -		
0.00%	\$ -	Water	340315-Comp Software Specia	10134010	C3405	0	0	0	0	0	0	0	0	\$ -		
0.00%	\$ -	Water	339300-Other P/E-Treatment	10133930	C3993	0	0	0	0	0	0	0	0	\$ -		
			<b>Water Cost of Removal Expense</b>		<b>179,579</b>	<b>178,776</b>	<b>179,189</b>	<b>179,594</b>	<b>179,594</b>	<b>507,542</b>	<b>2,077,029</b>	<b>2,159,388</b>	<b>2,127,563</b>			

Kentucky American Water Company  
Case No. 2012-00520  
CIAC Activity by Month, September 2012 - December 2014  
Calculation: Account Activity Per SCEP for CIAC Additions, Amortization Activity  
Per Amortization Rates & Prior Month CIAC Balances  
Worksheet # W/P - 1-7 & W/P - 4-1 & W/P - 4-3

Exhibits\Rate Base\Rate Base KY Capital through 12\_31\_14.xlsx\Actv  
Excel Referent CIAC

Monthly Life Rate	Monthly COR Rate	Monthly Utility	SAP GL Account	Account Description	Plant Account	NARUC 96 Account	Balance Forward					Bal Fwd	
							Sep-12	Oct-12	Nov-12	Dec-12	Jan-13		Feb-13
-0.1200%	-0.0183%	Water	27111000	CIAC-NT Mains	271110	271.1	\$ (17,981,825)	(24,000)	(24,000)	(24,000)	(24,000)	(17,250)	(17,250)
-0.1200%	-0.0183%	Water	27112000	CIAC-NT Ext Dep	271120	271.1	\$ (12,775,611)	(35,840)	(35,840)	(35,840)	(35,840)	(25,760)	(25,760)
-0.1250%	-0.1250%	Water	27113000	CIAC-NT Svcs	271130	271.1	\$ (19,400,522)	(57,760)	(57,760)	(57,760)	(57,760)	(41,515)	(41,515)
-0.2208%	-0.0142%	Water	27114000	CIAC-NT Meters	271140	271.1	\$ (1,023,118)	(7,520)	(7,520)	(7,520)	(7,520)	(70,970)	(5,405)
-0.0992%	-0.0250%	Water	27115000	CIAC-NT Hydrants	271150	271.1	\$ (1,780,603)	(4,320)	(4,320)	(4,320)	(4,320)	(3,105)	(3,105)
-0.1567%	-0.0317%	Water	27116000	CIAC-NT Other	271160	271.1	\$ (3,532,160)	(320)	(320)	(320)	(320)	(3,020)	(230)
0.0000%	0.0000%	Water	27117000	CIAC-NT WIP	271170	271.1	\$ (849,641)	(20,320)	(20,320)	(20,320)	(14,605)	(191,770)	(14,605)
0.0000%	0.0000%	Water	27118000	CIAC-NT NUP Property	271180	271.1	\$ (249,725)						
-0.1200%	-0.0183%	Water	27121000	CIAC-Tax Mains	271210	271.1	\$ (1,998,493)						
-0.1200%	-0.0183%	Water	27122000	CIAC-Tax Ext Dep	271220	271.1	\$ (766,586)						
-0.1250%	-0.1250%	Water	27123000	CIAC-Tax Svcs	271230	271.1	\$ (7,222,565)	(9,920)	(9,920)	(9,920)	(9,920)	(93,620)	(7,130)
-0.2208%	-0.0142%	Water	27124000	CIAC-Tax Meters	271240	271.1	\$ (3,299)						
-0.0992%	-0.0250%	Water	27125000	CIAC-Tax Hydrants	271250	271.1	\$ (487,487)						
-0.1567%	-0.0317%	Water	27126000	CIAC-Tax Other	271260	271.1	\$ (440,903)						
0.0000%	0.0000%	Water	27127000	CIAC-Tax WIP	271270	271.1	\$ (868)						
		Water	27206000	AccAmort CIAC-Other	272060	272.2	\$ 16,160,425	102,317	102,567	102,818	103,069	103,249	105,616
		Water	27210000	AccAmort CIAC-Tax	272100	272.2	\$ 1,526,393	23,325	23,350	23,374	23,399	23,417	23,651
				<b>Net Activity</b>				(34,359)	(34,083)	(33,807)	11,468	(1,383,334)	14,268
		Sewer	27111000	CIAC-NT Mains	271110	271.1	\$ -						
		Sewer	27112000	CIAC-NT Ext Dep	271120	271.1	\$ (80,703)						
		Sewer	27113000	CIAC-NT Svcs	271130	271.1	\$ (14,190)						
		Sewer	27114000	CIAC-NT Meters	271140	271.1	\$ (884)						
		Sewer	27115000	CIAC-NT Hydrants	271150	271.1	\$ -						
		Sewer	27116000	CIAC-NT Other	271160	271.1	\$ (1,193,557)						
		Sewer	27117000	CIAC-NT WIP	271170	271.1	\$ -						
		Sewer	27118000	CIAC-NT NUP Property	271180	271.1	\$ -						
		Sewer	27121000	CIAC-Tax Mains	271210	271.1	\$ -						
		Sewer	27122000	CIAC-Tax Ext Dep	271220	271.1	\$ -						
		Sewer	27123000	CIAC-Tax Svcs	271230	271.1	\$ -						
		Sewer	27124000	CIAC-Tax Meters	271240	271.1	\$ -						
		Sewer	27125000	CIAC-Tax Hydrants	271250	271.1	\$ -						
		Sewer	27126000	CIAC-Tax Other	271260	271.1	\$ -						
		Sewer	27127000	CIAC-Tax WIP	271270	271.1	\$ -						
		Sewer	27206000	AccAmort CIAC-Other	272060	272.2	\$ 582,628						
		Sewer	27210000	AccAmort CIAC-Tax	272100	272.2	\$ -						
				<b>Net CIAC:</b>			\$ (706,706)						

Kentucky American Water Company

Case No. 2012-00520

CIAC Activity by Month, September 2012 - December 2014

Calculation: Account Activity Per SCEP for CIAC Additions, Amortization Activity Per Amortization Rates & Prior Month CIAC Balances

Worksheet # W/P - 1-7 & W/P - 4-1 & W/P - 4-3

Exhibits\Rate Base\Rate Base KY Capital through 12\_31\_14.xlsx\Actv  
Excel Referent CIAC

Monthly Life Rate	Monthly COR Rate	Utility	SAP GL Account	Account Description	Plant	NARUC 96 Account	Apr-13	May-13	Jun-13	Jul-13	Aug-13	Sep-13	Oct-13	Nov-13
-0.1200%	-0.0183%	Water	27111000	CIAC-NT Mains	271110	271.1	(24,000)	(23,250)	(24,750)	(18,750)	(22,500)	(22,500)	(22,500)	(39,000)
-0.1200%	-0.0183%	Water	27112000	CIAC-NT Ext Dep	271120	271.1	(35,840)	(34,720)	(36,960)	(28,000)	(33,600)	(33,600)	(33,600)	(58,240)
-0.1250%	-0.1250%	Water	27113000	CIAC-NT Svcs	271130	271.1	(57,760)	(55,955)	(59,565)	(45,125)	(54,150)	(54,150)	(54,150)	(93,860)
-0.2208%	-0.0142%	Water	27114000	CIAC-NT Meters	271140	271.1	(7,520)	(7,285)	(7,755)	(5,875)	(7,050)	(7,050)	(7,050)	(12,220)
-0.0992%	-0.0250%	Water	27115000	CIAC-NT Hydrants	271150	271.1	(4,320)	(4,185)	(4,455)	(3,375)	(4,050)	(4,050)	(4,050)	(7,020)
-0.1567%	-0.0317%	Water	27116000	CIAC-NT Other	271160	271.1	(320)	(310)	(330)	(250)	(300)	(300)	(300)	(520)
0.0000%	0.0000%	Water	27117000	CIAC-NT WIP	271170	271.1	(20,320)	(19,685)	(20,955)	(15,875)	(19,050)	(19,050)	(19,050)	(33,020)
0.0000%	0.0000%	Water	27118000	CIAC-NT NUP Property	271180	271.1								
-0.1200%	-0.0183%	Water	27121000	CIAC-Tax Mains	271210	271.1								
-0.1200%	-0.0183%	Water	27122000	CIAC-Tax Ext Dep	271220	271.1								
-0.1250%	-0.1250%	Water	27123000	CIAC-Tax Svcs	271230	271.1	(9,920)	(9,610)	(10,230)	(7,750)	(9,300)	(9,300)	(9,300)	(16,120)
-0.2208%	-0.0142%	Water	27124000	CIAC-Tax Meters	271240	271.1								
-0.0992%	-0.0250%	Water	27125000	CIAC-Tax Hydrants	271250	271.1								
-0.1567%	-0.0317%	Water	27126000	CIAC-Tax Other	271260	271.1								
0.0000%	0.0000%	Water	27127000	CIAC-Tax WIP	271270	271.1								
		Water	27206000	AccAmort CIAC-Other	272060	272.2	105,797	106,047	106,290	106,549	106,745	106,980	107,215	107,450
		Water	27210000	AccAmort CIAC-Tax	272100	272.2	23,669	23,694	23,718	23,743	23,763	23,786	23,809	23,832
				<b>Net Activity</b>			<b>(30,534)</b>	<b>(25,259)</b>	<b>(34,992)</b>	<b>5,292</b>	<b>(19,492)</b>	<b>(19,234)</b>	<b>(18,975)</b>	<b>(128,717)</b>
		Sewer	27111000	CIAC-NT Mains	271110	271.1								
		Sewer	27112000	CIAC-NT Ext Dep	271120	271.1								
		Sewer	27113000	CIAC-NT Svcs	271130	271.1								
		Sewer	27114000	CIAC-NT Meters	271140	271.1								
		Sewer	27115000	CIAC-NT Hydrants	271150	271.1								
		Sewer	27116000	CIAC-NT Other	271160	271.1								
		Sewer	27117000	CIAC-NT WIP	271170	271.1								
		Sewer	27118000	CIAC-NT NUP Property	271180	271.1								
		Sewer	27121000	CIAC-Tax Mains	271210	271.1								
		Sewer	27122000	CIAC-Tax Ext Dep	271220	271.1								
		Sewer	27123000	CIAC-Tax Svcs	271230	271.1								
		Sewer	27124000	CIAC-Tax Meters	271240	271.1								
		Sewer	27125000	CIAC-Tax Hydrants	271250	271.1								
		Sewer	27126000	CIAC-Tax Other	271260	271.1								
		Sewer	27127000	CIAC-Tax WIP	271270	271.1								
		Sewer	27206000	AccAmort CIAC-Other	272060	272.2								
		Sewer	27210000	AccAmort CIAC-Tax	272100	272.2								
				<b>Net CIAC:</b>										

Kentucky American Water Company

Case No. 2012-00520

CIAC Activity by Month, September 2012 - December 2014

Calculation: Account Activity Per SCEP for CIAC Additions, Amortization Activity

Per Amortization Rates & Prior Month CIAC Balances

Worksheet # W/P - 1-7 & W/P - 4-1 & W/P - 4-3

Exhibits\Rate Base\Rate Base KY Capital through 12\_31\_14.xlsx\Actv

Excel Referent CIAC

Monthly Life Rate	Monthly COR Rate	Monthly Utility	SAP GL Account	Account Description	Plant Account	NARUC 96 Account	Dec-13	Jan-14	Feb-14	Mar-14	Apr-14	May-14	Jun-14	Jul-14
-0.1200%	-0.0183%	Water	27111000	CIAC-NT Mains	271110	271.1	(16,500)	(17,250)	(16,500)	(17,250)	(24,000)	(23,250)	(24,750)	(18,750)
-0.1200%	-0.0183%	Water	27112000	CIAC-NT Ext Dep	271120	271.1	(24,640)	(25,760)	(24,640)	(25,760)	(35,840)	(34,720)	(36,960)	(28,000)
-0.1250%	-0.1250%	Water	27113000	CIAC-NT Svcs	271130	271.1	(39,710)	(41,515)	(39,710)	(41,515)	(57,760)	(55,955)	(59,565)	(45,125)
-0.2208%	-0.0142%	Water	27114000	CIAC-NT Meters	271140	271.1	(5,170)	(5,405)	(5,170)	(5,405)	(7,520)	(7,285)	(7,755)	(5,875)
-0.0992%	-0.0250%	Water	27115000	CIAC-NT Hydrants	271150	271.1	(2,970)	(3,105)	(2,970)	(3,105)	(4,320)	(4,185)	(4,455)	(3,375)
-0.1567%	-0.0317%	Water	27116000	CIAC-NT Other	271160	271.1	(220)	(230)	(220)	(230)	(320)	(310)	(330)	(250)
0.0000%	0.0000%	Water	27117000	CIAC-NT WIP	271170	271.1	(13,970)	(14,605)	(13,970)	(14,605)	(20,320)	(19,685)	(20,955)	(15,875)
0.0000%	0.0000%	Water	27118000	CIAC-NT NUP Property	271180	271.1								
-0.1200%	-0.0183%	Water	27121000	CIAC-Tax Mains	271210	271.1								
-0.1200%	-0.0183%	Water	27122000	CIAC-Tax Ext Dep	271220	271.1								
-0.1250%	-0.1250%	Water	27123000	CIAC-Tax Svcs	271230	271.1	(6,820)	(7,130)	(6,820)	(7,130)	(9,920)	(9,610)	(10,230)	(7,750)
-0.2208%	-0.0142%	Water	27124000	CIAC-Tax Meters	271240	271.1								
-0.0992%	-0.0250%	Water	27125000	CIAC-Tax Hydrants	271250	271.1								
-0.1567%	-0.0317%	Water	27126000	CIAC-Tax Other	271260	271.1								
0.0000%	0.0000%	Water	27127000	CIAC-Tax WIP	271270	271.1								
		Water	27206000	AccAmort CIAC-Other	272060	272.2	107,858	108,031	108,211	108,383	108,563	108,814	109,057	109,316
		Water	27210000	AccAmort CIAC-Tax	272100	272.2	23,873	23,890	23,908	23,925	23,943	23,967	23,991	24,017
						<b>Net Activity</b>	21,731	16,920	22,118	17,308	(27,494)	(22,218)	(31,951)	8,333 #
		Sewer	27111000	CIAC-NT Mains	271110	271.1								
		Sewer	27112000	CIAC-NT Ext Dep	271120	271.1								
		Sewer	27113000	CIAC-NT Svcs	271130	271.1								
		Sewer	27114000	CIAC-NT Meters	271140	271.1								
		Sewer	27115000	CIAC-NT Hydrants	271150	271.1								
		Sewer	27116000	CIAC-NT Other	271160	271.1								
		Sewer	27117000	CIAC-NT WIP	271170	271.1								
		Sewer	27118000	CIAC-NT NUP Property	271180	271.1								
		Sewer	27121000	CIAC-Tax Mains	271210	271.1								
		Sewer	27122000	CIAC-Tax Ext Dep	271220	271.1								
		Sewer	27123000	CIAC-Tax Svcs	271230	271.1								
		Sewer	27124000	CIAC-Tax Meters	271240	271.1								
		Sewer	27125000	CIAC-Tax Hydrants	271250	271.1								
		Sewer	27126000	CIAC-Tax Other	271260	271.1								
		Sewer	27127000	CIAC-Tax WIP	271270	271.1								
		Sewer	27206000	AccAmort CIAC-Other	272060	272.2								
		Sewer	27210000	AccAmort CIAC-Tax	272100	272.2								
						<b>Net CIAC:</b>								





**Kentucky-American Water Company**  
**Case No. 2012-00520**  
**Forecasted Test Period Ending July 31, 2014**

**Table of Contents - Workpapers for General Taxes**

<b><u>Description</u></b>	<b><u>Reference</u></b>
General Tax	W/P - 5
Property Tax	W/P - 5-1
PSC Fees	W/P - 5-2
Payroll Tax	W/P - 5-3
Other General Taxes	W/P - 5-4

Kentucky American Water Company  
 Case No. 2012-00520  
 ProForma Adjustment of General Tax  
 For the 12 Months Ending July 31, 2014

Witness Responsible: \_\_\_\_\_  
 Type of Filing: \_\_\_X\_\_\_ Original \_\_\_ Updated \_\_\_ Revised

Line No.	Description	Base Year at 3/31/2013	Adjustments	Forecast Year at 7/31/2014	Reference
1	<b>Base Year for the 12 Months Ended 3/31/113</b>				
2	Property Tax	\$ 4,132,859		\$ 4,132,859	
3	Payroll Taxes	\$ 535,417		\$ 535,417	
4	Reg Assessment Taxes	\$ 126,894		\$ 126,894	
5	Tax Discounts	\$ (7,847)			
6	Other Taxes & Licenses	\$ 10,000			
7	<b>Total Base Year</b>	<b>\$ 4,797,323</b>		<b>\$ 4,797,323</b>	
8					
9	<b>Adjustments:</b>				
10	Apply Known & Measurable Current Property Tax Rate to Forecasted Property Levels		\$ 322,912	\$ 322,912	
11	Adjust Paryoll Taxes for Merit Increases & Contract Wage Changes		(2,816)	(2,816)	
12	Adjust Reg Assessment Fees for Average Tax Rate x Forecasted Present Rate Revenue		(3,235)	(3,235)	
13	Tax Discount Adjustment		7,847	7,847	
14	Other Taxes & Licenses Adjustment		(7,260)	(7,260)	
15	<b>Total Adjustments:</b>		<b>\$ 317,448</b>	<b>\$ 317,448</b>	
16					
17					
18	Adjusted Property Tax			\$ 4,455,772	Exhibits\Expense\General Tax.xlsx\Property Tax Wksht
19	Adjusted Payroll Tax			\$ 532,600	Exhibits\Expense\Labor and Labor Related.xlsx\Exhibit Payroll Taxes
20	Adjusted Reg Assessment Fee Tax			\$ 123,659	Exhibits\Expense\PSC Fees Exhibit.xlsx\PSC Fee
21	Adjusted Taxes & Licenses			\$ 2,740	Exhibits\Expense\General Tax.xlsx\Taxes & Licenses
22	<b>Forecasted Year at Present Rates</b>			<b>\$ 5,114,771</b>	
23					

Kentucky American  
 Calculation of Forecast Year Property Tax

W/P - 5-1  
 Exhibits\Expense\[General Tax.xlsx]Property Tax Wksht

Line No.	Description	2012
1	<b>Baseline Tax Rate:</b>	
2	Property Taxes for 2012 Bills	\$ 4,215,160
3	UPIS, CWIP & Materials & Supplies 12/31/2011	\$ 591,511,776
4	2012 Property Tax Per Dollar of Property (Line 2 / Line 3)	<u>0.7126%</u>
5		
6		
7	<b>Forecast Year Property</b>	
8	Water Utility Plant in Service, CWIP, & Materials & Supplies 12/31/2012	\$ 610,932,457
9	Water Utility Plant in Service, CWIP, & Materials & Supplies 12/31/2013	\$ 635,522,609
	Weighted Average	
10	((Line 8 Amount x Line 8 Months)+(Line 9 Amount x Line 9 Months))/12 Months	\$ 625,276,712
11	Tax Rate (Line 4)	0.7126%
12	<b>Forecast Year Property Tax (Line 10 x Line 11)</b>	<b>\$ 4,455,772</b>
13		

Kentucky American Water  
Property Taxes Assessed 12/31/11, Payable December 2012

W/P - 5-1

Exhibits\Expense\General Tax.xlsx\Property Tax Bills 2012

2012 Assessments w Updated Rates	County	State	Real	Tangible	Total	Real Property	Tangible Property	Total
Total 2012 Assessments	Assessed Value	Assessed Value	Assessed Value	Assessed Value	Total	Tax	Tax	Tax
% Updated								
	\$ 375,790,529	\$ 386,656,934	\$ 309,638,671	\$ 77,018,263	\$ 386,656,934	\$ 3,209,440	\$ 1,005,719	\$ 4,215,160
	97%	100%						

State	County / City	Real or Tangible	Tax Type	Real Assessed Value	Tangible Assessed Value	Rate	Real Property Tax	Tangible Property Tax	Total Tax
Bourbon		Real	County	\$ 2,803,661		0.1290%	\$ 3,617	\$ -	\$ 3,617
Bourbon		Real	School	\$ 2,803,661		0.5550%	\$ 15,560	\$ -	\$ 15,560
Bourbon		Real	Library	\$ 2,803,661		0.0780%	\$ 2,187	\$ -	\$ 2,187
Bourbon		Real	Health	\$ 2,803,661		0.0370%	\$ 1,037	\$ -	\$ 1,037
Bourbon		Real	Ag. Extension	\$ 2,803,661		0.0220%	\$ 617	\$ -	\$ 617
Bourbon		Real	Soil Conservation	\$ 2,803,661		0.0070%	\$ 196	\$ -	\$ 196
Bourbon		Tangible	County		\$ 229,112	0.1290%	\$ -	\$ 296	\$ 296
Bourbon		Tangible	School		\$ 229,112	0.5550%	\$ -	\$ 1,272	\$ 1,272
Bourbon		Tangible	Library		\$ 229,112	0.1178%	\$ -	\$ 270	\$ 270
Bourbon		Tangible	Health		\$ 229,112	0.0370%	\$ -	\$ 85	\$ 85
Bourbon		Tangible	Ag. Extension		\$ 229,112	0.0336%	\$ -	\$ 77	\$ 77
Bourbon		Tangible	Soil Conservation		\$ 229,112	0.0000%	\$ -	\$ -	\$ -
							\$ 23,214	\$ 1,999	\$ 25,213
Clark		Real	County	\$ 1,825,146		0.0880%	\$ 1,606	\$ -	\$ 1,606
Clark		Real	School	\$ 1,825,146		0.5360%	\$ 9,783	\$ -	\$ 9,783
Clark		Real	Ext	\$ 1,825,146		0.0250%	\$ 456	\$ -	\$ 456
Clark		Real	Health	\$ 1,825,146		0.0400%	\$ 730	\$ -	\$ 730
Clark		Real	Library	\$ 1,825,146		0.0710%	\$ 1,296	\$ -	\$ 1,296
Clark		Tangible	County		\$ 1,078,288	0.1044%	\$ -	\$ 1,126	\$ 1,126
Clark		Tangible	School		\$ 1,078,288	0.5360%	\$ -	\$ 5,780	\$ 5,780
Clark		Tangible	Ext		\$ 1,078,288	0.0371%	\$ -	\$ 400	\$ 400
Clark		Tangible	Health		\$ 1,078,288	0.0400%	\$ -	\$ 431	\$ 431
Clark		Tangible	Library		\$ 1,078,288	0.1042%	\$ -	\$ 1,124	\$ 1,124
							\$ 13,871	\$ 8,860	\$ 22,731
Fayette		Real	County	\$ 139,775,852		0.0800%	\$ 111,821	\$ -	\$ 111,821
Fayette		Real	School	\$ 139,775,852		0.6740%	\$ 942,089	\$ -	\$ 942,089
Fayette		Real	Extension	\$ 139,775,852		0.0033%	\$ 4,613	\$ -	\$ 4,613
Fayette		Real	Soil / Water	\$ 139,775,852		0.0004%	\$ 559	\$ -	\$ 559
Fayette		Real	Health	\$ 139,775,852		0.0280%	\$ 39,137	\$ -	\$ 39,137
Fayette		Real	Lextran	\$ 139,775,852		0.0600%	\$ 83,866	\$ -	\$ 83,866
Fayette		Real	Full Svc	\$ 61,926,921		0.1735%	\$ 107,443	\$ -	\$ 107,443
Fayette		Tangible	Partial Svc		\$ 77,848,931	0.0599%	\$ -	\$ 46,632	\$ 46,632
Fayette		Tangible	County		\$ 60,154,945	0.0990%	\$ -	\$ 59,553	\$ 59,553
Fayette		Tangible	School		\$ 60,154,945	0.5430%	\$ -	\$ 326,641	\$ 326,641
Fayette		Tangible	Extension		\$ 60,154,945	0.0035%	\$ -	\$ 2,105	\$ 2,105
Fayette		Tangible	Soil / Water		\$ 60,154,945	0.0000%	\$ -	\$ -	\$ -
Fayette		Tangible	Health		\$ 60,154,945	0.0280%	\$ -	\$ 16,843	\$ 16,843
Fayette		Tangible	Lextran		\$ 60,154,945	0.0600%	\$ -	\$ 36,093	\$ 36,093
							\$ 1,289,528	\$ 487,868	\$ 1,777,396
Franklin		Real	Extension	\$ 54,756,647		0.0140%	\$ 7,666	\$ -	\$ 7,666
Franklin		Real	General	\$ 54,756,647		0.1650%	\$ 90,348	\$ -	\$ 90,348
Franklin		Real	Health	\$ 54,756,647		0.0400%	\$ 21,903	\$ -	\$ 21,903
Franklin		Real	Library	\$ 54,756,647		0.0860%	\$ 47,091	\$ -	\$ 47,091
Franklin		Real	Soil Conservation	\$ 54,756,647		0.0090%	\$ 4,928	\$ -	\$ 4,928
Franklin		Tangible	Extension		\$ 2,648,542	0.0260%	\$ -	\$ 689	\$ 689
Franklin		Tangible	General		\$ 2,648,542	0.2400%	\$ -	\$ 6,357	\$ 6,357
Franklin		Tangible	Health		\$ 2,648,542	0.0400%	\$ -	\$ 1,059	\$ 1,059
Franklin		Tangible	Library		\$ 2,648,542	0.1290%	\$ -	\$ 3,417	\$ 3,417
Franklin		Tangible	Soil Conservation		\$ 2,648,542	0.0000%	\$ -	\$ -	\$ -
Franklin		Real	Frankfort Independent !	\$ 54,756,647		0.5960%	\$ 326,350	\$ -	\$ 326,350
Franklin		Tangible	Frankfort Independent School		\$ 2,648,542	0.5960%	\$ -	\$ 15,785	\$ 15,785
							\$ 498,285	\$ 27,306	\$ 525,592
Gallatin		Real Property	County & School	\$ 46,681		0.7550%	\$ 352	\$ -	\$ 352
Gallatin		Tangible Property	County & School		\$ 421,136	0.8290%	\$ -	\$ 3,491	\$ 3,491
Gallatin		Real Property	Library	\$ 46,681		0.1160%	\$ 54	\$ -	\$ 54
Gallatin		Tangible Property	Library		\$ 421,136	0.1371%	\$ -	\$ 577	\$ 577
Gallatin		Real Property	Health	\$ 46,681		0.0550%	\$ 26	\$ -	\$ 26
Gallatin		Tangible Property	Health		\$ 421,136	0.0550%	\$ -	\$ 232	\$ 232
Gallatin		Real Property	Extension	\$ 46,681		0.0540%	\$ 25	\$ -	\$ 25
Gallatin		Tangible Property	Extension		\$ 421,136	0.0613%	\$ -	\$ 258	\$ 258
Gallatin		Real Property	Soil Conservation	\$ 46,681		0.0090%	\$ 4	\$ -	\$ 4
							\$ 462	\$ 4,558	\$ 5,020
City of Glencoe		Tangible			\$ 150,140	0.2300%	\$ -	\$ 345	\$ 345
City of Glencoe		Property		\$ 4,542		0.2300%	\$ 10	\$ -	\$ 10
							\$ 10	\$ 345	\$ 356
Grant		Real	County	\$ 217,807		0.1440%	\$ 314	\$ -	\$ 314
Grant		Real	County School	\$ 217,807		0.5250%	\$ 1,143	\$ -	\$ 1,143

Kentucky American Water

Property Taxes Assessed 12/31/11, Payable December 2012

W/P - 5-1

Exhibits\Expense\General Tax.xlsx\Property Tax Bills 2012

2012 Assessments w Updated Rates	County	State	Real	Tangible		Real Property	Tangible Property	Total
Total 2012 Assessments			Assessed Value	Assessed Value	Total	Tax	Tax	Tax
% Updated								
	\$ 375,790,529	\$ 386,656,934	\$ 309,638,671	\$ 77,018,263	\$ 386,656,934	\$ 3,209,440	\$ 1,005,719	\$ 4,215,160
	97%	100%						

State	County / City	Real or Tangible	Tax Type	Real Assessed Value	Tangible Assessed Value	Rate	Real Property Tax	Tangible Property Tax	Total Tax
Grant		Real	Williamstown School			0.8910%	\$ -	\$ -	\$ -
Grant		Real	Library	\$ 217,807		0.0740%	\$ 161	\$ -	\$ 161
Grant		Real	Health	\$ 217,807		0.0280%	\$ 61	\$ -	\$ 61
Grant		Real	Extenson Service	\$ 217,807		0.0350%	\$ 76	\$ -	\$ 76
Grant		Real	Soil Conservation	\$ 217,807		0.0100%	\$ 22	\$ -	\$ 22
Grant		Real	Mental Health	\$ 217,807		0.0140%	\$ 30	\$ -	\$ 30
Grant		Tangible	County		\$ 35,678	0.1440%	\$ -	\$ 51	\$ 51
Grant		Tangible	County School		\$ 35,678	0.5250%	\$ -	\$ 187	\$ 187
Grant		Tangible	Williamstown School			0.8910%	\$ -	\$ -	\$ -
Grant		Tangible	Library		\$ 35,678	0.1356%	\$ -	\$ 48	\$ 48
Grant		Tangible	Health		\$ 35,678	0.0280%	\$ -	\$ 10	\$ 10
Grant		Tangible	Extension Service		\$ 35,678	0.0675%	\$ -	\$ 24	\$ 24
Grant		Tangible	Soil Conservation		\$ 35,678	0.0000%	\$ -	\$ -	\$ -
Grant		Tangible	Mental Health		\$ 35,678	0.0140%	\$ -	\$ 5	\$ 5
							\$ 1,808	\$ 326	\$ 2,134
Harrison		Real	County	\$ 604,330		0.1020%	\$ 616	\$ -	\$ 616
Harrison		Real	School	\$ 604,330		0.4300%	\$ 2,599	\$ -	\$ 2,599
Harrison		Real	Library	\$ 604,330		0.0700%	\$ 423	\$ -	\$ 423
Harrison		Real	Health	\$ 604,330		0.0500%	\$ 302	\$ -	\$ 302
Harrison		Real	Extension Service	\$ 604,330		0.0500%	\$ 302	\$ -	\$ 302
Harrison		Real	Soil Conservation	\$ 604,330		0.0100%	\$ 60	\$ -	\$ 60
Harrison		Real	Fire	\$ 604,330		0.0630%	\$ 381	\$ -	\$ 381
Harrison		Tangible	County		\$ 9,094	0.1290%	\$ -	\$ 12	\$ 12
Harrison		Tangible	School		\$ 9,094	0.4300%	\$ -	\$ 39	\$ 39
Harrison		Tangible	Library		\$ 9,094	0.1445%	\$ -	\$ 13	\$ 13
Harrison		Tangible	Health		\$ 9,094	0.0500%	\$ -	\$ 5	\$ 5
Harrison		Tangible	Extension Service		\$ 9,094	0.1009%	\$ -	\$ 9	\$ 9
Harrison		Tangible	Soil Conservation		\$ 9,094	0.0000%	\$ -	\$ -	\$ -
Harrison		Tangible	Fire		\$ 9,094	0.0630%	\$ -	\$ 6	\$ 6
							\$ 4,684	\$ 83	\$ 4,767
Jessamine		Real	County	\$ 5,994,966		0.0640%	\$ 3,837	\$ -	\$ 3,837
Jessamine		Real	School	\$ 5,994,966		0.6290%	\$ 37,708	\$ -	\$ 37,708
Jessamine		Real	Library	\$ 5,994,966		0.0760%	\$ 4,556	\$ -	\$ 4,556
Jessamine		Real	Health	\$ 5,994,966		0.0190%	\$ 1,139	\$ -	\$ 1,139
Jessamine		Real	Fire	\$ 5,994,966		0.0520%	\$ 3,117	\$ -	\$ 3,117
Jessamine		Real	N. Fire	\$ 5,994,966		0.0460%	\$ 2,758	\$ -	\$ 2,758
Jessamine		Tangible	County		\$ 189,581	0.1600%	\$ -	\$ 303	\$ 303
Jessamine		Tangible	School		\$ 189,581	0.6290%	\$ -	\$ 1,192	\$ 1,192
Jessamine		Tangible	Library		\$ 189,581	0.2000%	\$ -	\$ 379	\$ 379
Jessamine		Tangible	Health		\$ 189,581	0.0230%	\$ -	\$ 44	\$ 44
Jessamine		Tangible	Fire		\$ 189,581	0.0480%	\$ -	\$ 91	\$ 91
Jessamine		Tangible	N. Fire		\$ 189,581	0.0460%	\$ -	\$ 87	\$ 87
							\$ 53,115	\$ 2,097	\$ 55,212
State of Kentucky		Real		\$ 309,638,671		0.1220%	\$ 377,759	\$ -	\$ 377,759
State of Kentucky		Tangible			\$ 77,018,263	0.4500%	\$ -	\$ 346,582	\$ 346,582
State of Kentucky		Real	Manufacturing	\$ 71,682,233		0.1500%	\$ 107,523	\$ -	\$ 107,523
State of Kentucky		Real	Pollution Control	\$ 1,660,834		0.1500%	\$ 2,491	\$ -	\$ 2,491
							\$ 487,774	\$ 346,582	\$ 834,356
City of Monterey		Property		\$ 328,459	\$ 16,559	0.1580%	\$ 519	\$ 26	\$ 545
							\$ 519	\$ 26	\$ 545
Owen County		Real	County	\$ 57,925,922		0.1210%	\$ 70,090	\$ -	\$ 70,090
Owen County		Tangible	County		\$ 8,374,953	0.1370%	\$ -	\$ 11,474	\$ 11,474
Owen County		Real	School	\$ 57,925,922		0.5870%	\$ 340,025	\$ -	\$ 340,025
Owen County		Tangible	School		\$ 8,374,953	0.5870%	\$ -	\$ 49,161	\$ 49,161
Owen County		Tangible	Health		\$ 8,374,953	0.0560%	\$ -	\$ 4,690	\$ 4,690
Owen County		Real	Health	\$ 57,925,922		0.0560%	\$ 32,439	\$ -	\$ 32,439
Owen County		Real	Extension	\$ 57,925,922		0.0410%	\$ 23,750	\$ -	\$ 23,750
Owen County		Tangible	Extension		\$ 8,374,953	0.0816%	\$ -	\$ 6,834	\$ 6,834
Owen County		Real	Library	\$ 57,925,922		0.1240%	\$ 71,828	\$ -	\$ 71,828
Owen County		Tangible	Library		\$ 8,374,953	0.2000%	\$ -	\$ 16,750	\$ 16,750
Owen County		Real	Soil	\$ 57,925,922		0.0160%	\$ 9,268	\$ -	\$ 9,268
							\$ 547,400	\$ 88,909	\$ 636,308
City of Owenton		Tangible			\$ 2,052,150	0.2920%	\$ -	\$ 5,992	\$ 5,992
							\$ -	\$ 5,992	\$ 5,992
City of Sadieville		Tangible			\$ 42,760	0.0300%	\$ -	\$ 13	\$ 13
City of Sadieville		Real		\$ 197,604		0.1400%	\$ 277	\$ -	\$ 277

Kentucky American Water  
Property Taxes Assessed 12/31/11, Payable December 2012

W/P - 5-1  
Exhibits\Expense\General Tax.xlsx\Property Tax Bills 2012

		County	State	Real	Tangible	Real Property	Tangible Property	Total	
2012 Assessments w				Assessed Value	Assessed Value	Tax	Tax	Tax	
Updated Rates		\$ 375,790,529	\$ 386,656,934	\$ 309,638,671	\$ 77,018,263	\$ 3,209,440	\$ 1,005,719	\$ 4,215,160	
Total 2012 Assessments		\$ 386,656,934	\$ 386,656,934	\$ 309,638,671	\$ 77,018,263	\$ 3,209,440	\$ 1,005,719	\$ 4,215,160	
% Updated		97%	100%						
State	County / City	Real or Tangible	Tax Type	Real Assessed Value	Tangible Assessed Value	Rate	Real Property Tax	Tangible Property Tax	Total Tax
							\$ 277	\$ 13	\$ 289
Scott County		Real	County	\$ 44,810,945		0.0670%	\$ 30,023	\$ -	\$ 30,023
Scott County		Real	Extension	\$ 44,810,945		0.0170%	\$ 7,618	\$ -	\$ 7,618
Scott County		Real	Health	\$ 44,810,945		0.0220%	\$ 9,858	\$ -	\$ 9,858
Scott County		Real	Library	\$ 44,810,945		0.0650%	\$ 29,127	\$ -	\$ 29,127
Scott County		Real	School	\$ 44,810,945		0.4530%	\$ 202,994	\$ -	\$ 202,994
Scott County		Tangible	County		\$ 3,825,865	0.1176%	\$ -	\$ 4,499	\$ 4,499
Scott County		Tangible	Extension		\$ 3,825,865	0.0303%	\$ -	\$ 1,159	\$ 1,159
Scott County		Tangible	Health		\$ 3,825,865	0.0220%	\$ -	\$ 842	\$ 842
Scott County		Tangible	Library		\$ 3,825,865	0.0650%	\$ -	\$ 2,487	\$ 2,487
Scott County		Tangible	School		\$ 3,825,865	0.4530%	\$ -	\$ 17,331	\$ 17,331
							\$ 279,620	\$ 26,318	\$ 305,938
Scott Co. - City of Georgetown		Real		\$ 3,360,322		0.0620%	\$ 2,083	\$ -	\$ 2,083
Scott Co. - City of Georgetown		Tangible			\$ 2,559,893	0.1580%	\$ -	\$ 4,045	\$ 4,045
							\$ 2,083	\$ 4,045	\$ 6,128
Scott Co. - City of Stamping		Real		\$ 1,006		0.3010%	\$ 3	\$ -	\$ 3
							\$ 3	\$ -	\$ 3
City of Winchester		Real		\$ 55,250		0.1450%	\$ 80	\$ -	\$ 80
City of Winchester		Tangible			\$ -	0.1450%	\$ -	\$ -	\$ -
							\$ 80	\$ -	\$ 80
Woodford County		Real	School	\$ 876,714		0.0700%	\$ 614	\$ -	\$ 614
Woodford County		Real	County	\$ 876,714		0.5490%	\$ 4,813	\$ -	\$ 4,813
Woodford County		Real	Fire	\$ 876,714		0.0410%	\$ 359	\$ -	\$ 359
Woodford County		Real	Library	\$ 876,714		0.0680%	\$ 596	\$ -	\$ 596
Woodford County		Real	Health	\$ 876,714		0.0200%	\$ 175	\$ -	\$ 175
Woodford County		Real	Extension	\$ 876,714		0.0170%	\$ 149	\$ -	\$ 149
Woodford County		Tangible	School		\$ 51,069	0.0700%	\$ -	\$ 36	\$ 36
Woodford County		Tangible	County		\$ 51,069	0.5490%	\$ -	\$ 280	\$ 280
Woodford County		Tangible	Fire		\$ 51,069	0.0410%	\$ -	\$ 21	\$ 21
Woodford County		Tangible	Library		\$ 51,069	0.0680%	\$ -	\$ 35	\$ 35
Woodford County		Tangible	Health		\$ 51,069	0.0200%	\$ -	\$ 10	\$ 10
Woodford County		Tangible	Extension		\$ 51,069	0.0180%	\$ -	\$ 9	\$ 9
							\$ 6,707	\$ 391	\$ 7,098

AMERICAN WATER BALANCE SHEET HIERARCHY

W/P - 5-1

Exhibits\Expense\[General Tax.xlsx]Bal Sht End 2011

Company Code 1012  
2Data Column 2 Fiscal Year Period 012/2011  
2DATA COLUMN 2 ACT (0) OR PLAN (1) 0  
G/L Hierarchy Regulatory (AW02)

		DEC 2011 in 1,000s B
G/L Account		\$
[-] Regulatory	AW02	4,458,705
[-] BALANCE SHEET	AW02183	4,458,705
[-] ASSETS	AW027	507,785,879
[-] Total Property Plant	AW028	486,217,384
[-] Utility property, ne	AW0211	485,967,646
[+] Utility plant in ser	AW0243	580,644,329
[+] Construction work in	AW0244	10,176,232
[+] Accumulated deprecia	AW0245	-105,103,645
[+] Utility Plant Adjust	AW0226	250,730
[+] Non-Utility Property	AW02196	249,738
[-] Total Current Assets	AW029	7,118,374
[+] Cash and cash equiva	AW0213	-224,207
[+] Accounts receivable,	AW0215	2,620,780
[+] Unbilled revenues	AW0217	3,893,019
[+] Materials and suppli	AW0220	691,214
[+] Other current assets	AW0221	137,567
[+] Total Regulatory and	AW0210	14,450,121
[+] CAPITAL AND LIABILIT	AW026	-503,327,174
<b>Result</b>		<b>X</b>







Workpaper #: W/P - 5-3  
 Excel File Location: Exhibits\Expense\[Labor and Labor Related.xlsx]Exhibit Payroll Taxes

Kentucky American Water Company  
 Case No. 2012-00520  
 Pro Forma Adjustment of Payroll Tax Expense  
 For the 12 Months Ending July 31, 2014

Witness Responsible:  
 Type of Filing: \_\_\_X\_\_\_ Original \_\_\_ Updated \_\_\_ Revised

Line No.	Description	Base Year at 3/31/2013	Adjustments	Forecast Year at 7/31/2014	Excel Reference
1	Base Year for the 12 Months Ended 3/31/2013	\$ 535,417		\$ 535,417	
2					
3					
4	<b>Adjustments:</b>				
5	Contract Wage & Merit Increases		\$ 11,650		
6	Adjust out Incentive Pay Payroll Tax		\$ (14,466)		
8	<b>Total Adjustments:</b>		\$ (2,816)	(2,816)	
9					
10					
11	<b>Forecasted Year at Present Rates</b>			\$ 532,600	Exhibits\Expense\[Labor and Labor Related.xlsx]KY Forecast Labor (Less Incentive Pay Credit Calculation)
12					
13					

Line No.	Schedule Dept	Position Begin Date	Position End Date	Bus Unit	Business Unit Name	Employment Status	Union? (U/N)	Exempt? (Y/N)	Pay Grade	Benefit Group	Gross Regular		Gross Non-Scheduled OT		
											Hours	Time Wages	Hours	Wages	
1	A&G			120118	CORP-Human Resources	Full-Time Regular	N	Y	L09	AMER06	2088	\$ 57,805	0.0	1.57	\$ -
2	A&G			120105	CORP-Admin & Gen	Full-Time Regular	N	Y	L05	AMER06	2088	\$ 158,848	0.0	1.57	\$ -
3	A&G			120105	CORP-Admin & Gen	Full-Time Regular	N	Y	ML4	AMER06	2088	\$ 181,990	0.0	1.57	\$ -
4	A&G			120105	CORP-Admin & Gen	Full-Time Regular	N	N	L11	AMER06	2088	\$ 64,928	0.0	1.57	\$ -
5	A&G			120119	CORP-Loss Control	Full-Time Regular	N	Y	L09	AMER06	2088	\$ 73,690	0.0	1.57	\$ -
6	A&G			120119	CORP-Loss Control	Full-Time Regular	N	N	L10	AMER06	2088	\$ 59,050	0.0	1.57	\$ -
7	A&G			120121	CORP-Communications	Full-Time Regular	N	Y	L07	AMER06	2088	\$ 104,518	0.0	1.57	\$ -
8	A&G			120121	CORP-Communications	Full-Time Regular	N	N	L12	AMER06	2088	\$ 46,567	10.0	1.57	\$ 346
9	A&G			120105	CORP-Admin & Gen	Full-Time Regular	N	N	L10	AMER06	2088	\$ 52,220	0.0	1.57	\$ -
10	A&G			120121	CORP-Communications	Full-Time Regular	N	Y	L10	AMER06	2088	\$ 62,665	0.0	1.57	\$ -
11	A&G			120114	CORP-Engineering	Full-Time Regular	N	Y	L08	AMER06	2088	\$ 71,020	0.0	1.57	\$ -
12	A&G			120114	CORP-Engineering	Full-Time Regular	N	N	L11	AMER06	2088	\$ 52,535	0.0	1.57	\$ -
13	A&G			120114	CORP-Engineering	Full-Time Regular	N	N	L10	AMER06	2088	\$ 70,381	0.0	1.57	\$ -
14	A&G			120114	CORP-Engineering	Full-Time Regular	N	N	L10	AMER06	2088	\$ 52,702	0.0	1.57	\$ -
15	A&G			120114	CORP-Engineering	Full-Time Regular	N	N	L10	AMER06	2088	\$ 59,621	0.0	1.57	\$ -
16	A&G			120114	CORP-Engineering	Full-Time Regular	N	Y	L07	AMER06	2088	\$ 87,137	0.0	1.57	\$ -
17	A&G			120114	CORP-Engineering	Full-Time Regular	N	N	L10	AMER06	2088	\$ 53,306	0.0	1.57	\$ -
18	A&G			120114	CORP-Engineering	Full-Time Regular	N	N	L11	AMER06	2088	\$ 46,776	0.0	1.57	\$ -
19	A&G			120114	CORP-Engineering	Full-Time Regular	N	Y	L08	AMER06	2088	\$ 92,161	0.0	1.57	\$ -
20	A&G		12/31/2013	120114	CORP-Engineering	Full-Time Regular	N	N	L10	AMER06	2088	\$ 52,572	0.0	1.57	\$ -
21	Distribution			120206	LEX-Field Services	Full-Time Regular	U	N	L10	UPOS01	872	\$ 19,752	40.0	1.57	\$ 1,425
22	Distribution			120206	LEX-Field Services	Full-Time Regular	U	N	L13	UPOS01	2088	\$ 47,707	94.0	1.57	\$ 3,370
23	Distribution			120206	LEX-Field Services	Full-Time Regular	U	N	L13	UPOS01	2088	\$ 50,302	94.0	1.57	\$ 3,553
24	Distribution			120206	LEX-Field Services	Full-Time Regular	U	N	L13	UPOS01	2088	\$ 47,707	94.0	1.57	\$ 3,370
25	Distribution		8/30/2013	120206	LEX-Field Services	Full-Time Regular	U	N	L13	UPOS01	176	\$ 3,948	6.0	1.57	\$ 211
26	Distribution			120206	LEX-Field Services	Full-Time Regular	U	N	L13	UPOS01	2088	\$ 52,687	94.0	1.57	\$ 3,722
27	Distribution			120206	LEX-Field Services	Full-Time Regular	U	N	L13	UPOS01	2088	\$ 47,707	94.0	1.57	\$ 3,370
28	Distribution			120206	LEX-Field Services	Full-Time Regular	U	N	L13	UPOS01	2088	\$ 47,707	94.0	1.57	\$ 3,370
29	Distribution			120206	LEX-Field Services	Full-Time Regular	U	N	L13	UPOS01	872	\$ 19,752	40.0	1.57	\$ 1,425
30	Distribution			120206	LEX-Field Services	Full-Time Regular	U	N	L13	UPOS01	2088	\$ 53,559	104.0	1.57	\$ 4,182
31	Distribution			120206	LEX-Field Services	Full-Time Regular	U	N	L13	UPOS01	2088	\$ 43,904	187.0	1.57	\$ 6,162
32	Distribution			120206	LEX-Field Services	Full-Time Regular	N	N	L13	UPOS01	2088	\$ 46,467	116.0	1.57	\$ 4,048
33	Distribution			120206	LEX-Field Services	Full-Time Regular	N	N	L13	UPOS01	2088	\$ 37,144	131.0	1.57	\$ 3,654
34	Distribution			120206	LEX-Field Services	Full-Time Regular	N	N	L13	UPOS01	2088	\$ 42,709	131.0	1.57	\$ 4,202
35	Distribution			120206	LEX-Field Services	Full-Time Regular	N	N	L13	UPOS01	2088	\$ 37,144	116.0	1.57	\$ 3,236
36	Distribution			120206	LEX-Field Services	Full-Time Regular	N	N	L13	UPOS01	2088	\$ 37,055	116.0	1.57	\$ 3,226
37	Distribution			120206	LEX-Field Services	Full-Time Regular	N	N	L13	UPOS01	2088	\$ 43,465	116.0	1.57	\$ 3,420
38	Distribution			120206	LEX-Field Services	Full-Time Regular	N	N	L13	UPOS01	2088	\$ 39,985	116.0	1.57	\$ 3,420
39	Distribution			120206	LEX-Field Services	Full-Time Regular	U	N	L13	UPOS01	2088	\$ 50,302	223.5	1.57	\$ 8,450
40	Distribution			120206	LEX-Field Services	Full-Time Regular	U	N	L13	UPOS01	2088	\$ 50,302	223.5	1.57	\$ 8,450
41	Distribution			120206	LEX-Field Services	Full-Time Regular	U	N	L13	UPOS01	2088	\$ 50,302	223.5	1.57	\$ 8,450
42	Distribution			120206	LEX-Field Services	Full-Time Regular	U	N	L13	UPOS01	2088	\$ 50,302	223.5	1.57	\$ 8,450
43	Distribution			120206	LEX-Field Services	Full-Time Regular	U	N	L13	UPOS01	2088	\$ 50,302	223.5	1.57	\$ 8,450
44	Distribution			120206	LEX-Field Services	Full-Time Regular	U	N	L13	UPOS01	2088	\$ 50,302	223.5	1.57	\$ 8,450
45	Distribution			120206	LEX-Field Services	Full-Time Regular	U	N	L13	UPOS01	2088	\$ 50,302	223.5	1.57	\$ 8,450
46	Distribution			120206	LEX-Field Services	Full-Time Regular	U	N	L13	UPOS01	2088	\$ 50,302	223.5	1.57	\$ 8,450
47	Distribution			120206	LEX-Field Services	Full-Time Regular	U	N	L13	UPOS01	2088	\$ 50,302	223.5	1.57	\$ 8,450
48	Distribution			120206	LEX-Field Services	Full-Time Regular	U	N	L13	UPOS01	2088	\$ 50,302	223.5	1.57	\$ 8,450

Click '+' To Expand Regular

Click '+' To Expand Non-Sched OT

Line No.	Schedule G Dept	Position Begin Date	Position End Date	Bus Unit	Business Unit Name	Employment Status	Union? (U/N)	Exempt? (Y/N)	Pay Grade	Benefit Group	Gross Regular		Gross Non-Scheduled OT	
											Regular Time Hours	Regular Time Wages	NS OT Hours	OT Wages
49	Distribution			120206	LEX-Field Services	Full-Time Regular	U	N		UPOS06	2088	\$ 50,302	223.5	1.57 \$ 8,450
50	Distribution			120206	LEX-Field Services	Full-Time Regular	U	N		UPOS06	2088	\$ 50,302	223.5	1.57 \$ 8,450
51	Distribution			120206	LEX-Field Services	Full-Time Regular	U	N		UPRE01	2088	\$ 51,502	451.0	1.57 \$ 17,416
52	Distribution			120206	LEX-Field Services	Full-Time Regular	U	N		UPOS06	2088	\$ 51,502	478.0	1.57 \$ 18,524
53	Distribution			120201	LEX-Production	Full-Time Regular	U	N		UPRE01	2088	\$ 53,559	209.0	1.57 \$ 8,403
54	Distribution			120206	LEX-Field Services	Full-Time Regular	U	N		UPRE01	2088	\$ 52,687	269.9	1.57 \$ 10,655
55	Distribution			120206	LEX-Field Services	Full-Time Regular	U	N		UPRE01	2088	\$ 52,687	269.9	1.57 \$ 10,655
56	Distribution			120206	LEX-Field Services	Full-Time Regular	U	N		UPRE01	2088	\$ 52,687	269.9	1.57 \$ 10,655
57	Distribution			120206	LEX-Field Services	Full-Time Regular	U	N		UPRE01	2088	\$ 52,687	269.9	1.57 \$ 10,655
58	Distribution			120206	LEX-Field Services	Full-Time Regular	U	N		UPRE01	2088	\$ 52,687	269.9	1.57 \$ 10,655
59	Distribution			120206	LEX-Field Services	Full-Time Regular	U	N		UPRE01	2088	\$ 52,687	269.9	1.57 \$ 10,655
60	Distribution			120206	LEX-Field Services	Full-Time Regular	U	N		UPRE01	2088	\$ 52,687	269.9	1.57 \$ 10,655
61	Distribution			120206	LEX-Field Services	Full-Time Regular	U	N		UPRE01	2088	\$ 52,687	269.9	1.57 \$ 10,655
62	Distribution			120206	LEX-Field Services	Full-Time Regular	U	N		UPRE01	2088	\$ 52,687	269.9	1.57 \$ 10,655
63	Distribution			120206	LEX-Field Services	Full-Time Regular	U	N		UPRE01	2088	\$ 52,687	269.9	1.57 \$ 10,655
64	Distribution			120206	LEX-Field Services	Full-Time Regular	U	N		UPRE01	2088	\$ 52,687	269.9	1.57 \$ 10,655
65	Distribution			120206	LEX-Field Services	Full-Time Regular	U	N		UPRE01	2088	\$ 52,687	269.9	1.57 \$ 10,655
66	Distribution			120206	LEX-Field Services	Full-Time Regular	U	N		UPRE01	2088	\$ 52,687	269.9	1.57 \$ 10,655
67	Distribution			120206	LEX-Field Services	Full-Time Regular	N	Y	L06	AMER06	2088	\$ 125,217	0.0	1.57 \$ -
68	Distribution			120206	LEX-Field Services	Full-Time Regular	N	N	L10	AMERST	2088	\$ 57,718	256.4	1.57 \$ 11,108
69	Distribution			120206	LEX-Field Services	Full-Time Regular	N	N	L10	AMERST	2088	\$ 59,232	84.0	1.57 \$ 3,733
70	Distribution			120206	LEX-Field Services	Full-Time Regular	N	N	L10	AMER06	2088	\$ 64,851	0.0	1.57 \$ -
71	Distribution			120206	LEX-Field Services	Full-Time Regular	N	Y	L09	AMERST	2088	\$ 71,826	0.0	1.57 \$ -
72	Distribution			120206	LEX-Field Services	Full-Time Regular	N	Y	L09	AMERST	2088	\$ 90,063	0.0	1.57 \$ -
73	Distribution			120206	LEX-Field Services	Full-Time Regular	N	Y	L09	AMERST	2088	\$ 86,592	0.0	1.57 \$ -
74	Distribution			120206	LEX-Field Services	Full-Time Regular	N	Y	L09	AMERST	2088	\$ 79,738	0.0	1.57 \$ -
75	Distribution			120206	LEX-Field Services	Full-Time Regular	N	Y	L09	AMERST	2088	\$ 67,034	0.0	1.57 \$ -
76	Distribution			120206	LEX-Field Services	Full-Time Regular	U	N		UPOS06	2088	\$ 47,707	139.0	1.57 \$ 4,978
77	Distribution			120206	LEX-Field Services	Full-Time Regular	U	N		UPOS06	2088	\$ 47,707	139.0	1.57 \$ 4,978
78	Distribution			120206	LEX-Field Services	Full-Time Regular	U	N		UPOS06	2088	\$ 47,707	139.0	1.57 \$ 4,978
79	Distribution			120206	LEX-Field Services	Full-Time Regular	U	N		UPOS06	2088	\$ 47,707	139.0	1.57 \$ 4,978
80	Distribution			120206	LEX-Field Services	Full-Time Regular	U	N		UPOS06	2088	\$ 47,707	139.0	1.57 \$ 4,978
81	Distribution			120206	LEX-Field Services	Full-Time Regular	U	N		UPOS06	2088	\$ 47,707	139.0	1.57 \$ 4,978
82	Distribution			120206	LEX-Field Services	Full-Time Regular	U	N		UPOS06	2088	\$ 47,707	139.0	1.57 \$ 4,978
83	Distribution			120206	LEX-Field Services	Full-Time Regular	U	N		UPOS06	2088	\$ 47,707	139.0	1.57 \$ 4,978
84	Distribution			120206	LEX-Field Services	Full-Time Regular	U	N		UPOS06	2088	\$ 47,707	139.0	1.57 \$ 4,978
85	Distribution			120206	LEX-Field Services	Full-Time Regular	U	N		UPOS06	2088	\$ 47,707	139.0	1.57 \$ 4,978
86	Distribution			120206	LEX-Field Services	Full-Time Regular	U	N		UPOS06	2088	\$ 47,707	139.0	1.57 \$ 4,978
87	Production			120217	LEX-Water Quality	Full-Time Regular	N	Y	L10	AMER06	2088	\$ 53,788	0.0	1.57 \$ -
88	Production			120217	LEX-Water Quality	Full-Time Regular	N	Y	L10	AMERST	2088	\$ 65,802	0.0	1.57 \$ -
89	Production			120217	LEX-Water Quality	Full-Time Regular	N	Y	L10	AMERST	2088	\$ 58,468	0.0	1.57 \$ -
90	Production			120217	LEX-Water Quality	Full-Time Regular	N	Y	L07	AMERST	2088	\$ 83,555	0.0	1.57 \$ -
91	Production			120201	LEX-Production	Full-Time Regular	N	N	L12	AMERST	2088	\$ 48,173	180.0	1.57 \$ 6,426
92	Production			120201	LEX-Production	Full-Time Regular	U	N		UPRE01	2088	\$ 53,559	104.6	1.57 \$ 4,206
93	Production			120201	LEX-Production	Full-Time Regular	U	N		UPOS06	2088	\$ 53,559	104.6	1.57 \$ 4,206
94	Production			120201	LEX-Production	Full-Time Regular	U	N		UPOS06	2088	\$ 53,559	104.6	1.57 \$ 4,206
95	Production			120201	LEX-Production	Full-Time Regular	U	N		UPOS06	2088	\$ 53,559	104.6	1.57 \$ 4,206
96	Production			120201	LEX-Production	Full-Time Regular	N	Y	L07	AMER06	2088	\$ 91,909	0.0	1.57 \$ -

Click '+' To Expand Regular

Click '+' To Expand Non-Sched OT

Kentucky American Water  
**Calculation of Forecasted Labor & Labor Related Expenses**  
 Including Salaries & Wages, Group Insurance, 401k, DCP, & Payroll Tax  
 Exhibits\Expense[Labor and Labor Related.xlsx]KY Forecast Labo

W/P - 3-1  
 W/P - 3-1a  
 W/P - 3-1b  
 W/P - 5-3

Line No.	Schedule G Dept	Position Begin Date	Position End Date	Bus Unit	Business Unit Name	Employment Status	Union? (U/N)	Exempt? (Y/N)	Pay Grade	Benefit Group	1A Gross Regular			1B Gross Non-Scheduled OT		
											Regular Time Hours	Regular Time Wges	Regular Time	NS Hours	Multiplier	OT Wages
97	Production			120201	LEX-Production	Full-Time Regular	N	N	L10	DCPT01	2088	\$ 67,887		135.0	1.57	\$ 6,881
98	Production			120201	LEX-Production	Full-Time Regular	N	N	L10	AMER06	2088	\$ 58,620		0.0	1.57	\$ -
99	Production			120201	LEX-Production	Full-Time Regular	N	N	L10	DCPT01	2088	\$ 59,341		0.0	1.57	\$ -
100	Production			120201	LEX-Production	Full-Time Regular	N	Y	L09	AMERST	2088	\$ 78,728		0.0	1.57	\$ -
101	Production			120201	LEX-Production	Full-Time Regular	N	Y	L09	AMER06	2088	\$ 70,570		0.0	1.57	\$ -
102	Production			120201	LEX-Production	Full-Time Regular	U	N		UPOS06	2088	\$ 55,965		132.0	1.57	\$ 5,544
103	Production			120201	LEX-Production	Full-Time Regular	U	N		UPRE01	2088	\$ 55,218		132.0	1.57	\$ 5,470
104	Production			120201	LEX-Production	Full-Time Regular	U	N		UPRE01	2088	\$ 53,559		132.0	1.57	\$ 5,305
105	Production			120201	LEX-Production	Full-Time Regular	U	N		UPRE01	2088	\$ 55,218		132.0	1.57	\$ 5,470
106	Production			120201	LEX-Production	Full-Time Regular	U	N		UPRE01	2088	\$ 55,218		132.0	1.57	\$ 5,470
107	Production			120201	LEX-Production	Full-Time Regular	U	N		UPRE01	2088	\$ 55,469		132.0	1.57	\$ 5,495
108	Production			120201	LEX-Production	Full-Time Regular	U	N		UPOS06	2088	\$ 55,965		132.0	1.57	\$ 5,544
109	Production			120201	LEX-Production	Full-Time Regular	U	N		UPOS01	2088	\$ 53,559		132.0	1.57	\$ 5,305
110	Production			120201	LEX-Production	Full-Time Regular	U	N		UPRE01	2088	\$ 53,559		132.0	1.57	\$ 5,305
111	Production			120201	LEX-Production	Full-Time Regular	U	N		UPOS06	2088	\$ 51,982		132.0	1.57	\$ 5,149
112	Production			120201	LEX-Production	Full-Time Regular	U	N		UPOS06	2088	\$ 55,469		132.0	1.57	\$ 5,495
113	Production			120201	LEX-Production	Full-Time Regular	U	N		UPOS06	2088	\$ 50,985		132.0	1.57	\$ 5,051
114	Production			120201	LEX-Production	Full-Time Regular	U	N		UPOS06	2088	\$ 52,624		132.0	1.57	\$ 5,213
115	Production			120201	LEX-Production	Full-Time Regular	U	N		UPRE01	2088	\$ 51,794		132.0	1.57	\$ 5,131
116	Production			120201	LEX-Production	Full-Time Regular	U	N		UPRE01	2088	\$ 50,302		132.0	1.57	\$ 4,983
117	Production			120252	LEX-Pool III WTP	Full-Time Regular	N	N	L11	AMER06	2088	\$ 51,214		46.1	1.57	\$ 1,772
118	Production			120252	LEX-Pool III WTP	Full-Time Regular	N	N	L11	AMER06	2088	\$ 51,190		46.1	1.57	\$ 1,771
119	Production			120252	LEX-Pool III WTP	Full-Time Regular	N	N	L10	AMER06	2088	\$ 58,459		46.1	1.57	\$ 2,023
120	Production			120252	LEX-Pool III WTP	Full-Time Regular	N	N	L11	AMERST	2088	\$ 53,702		46.1	1.57	\$ 1,858
121	Production			120252	LEX-Pool III WTP	Full-Time Regular	N	N	L11	AMER06	2088	\$ 52,854		46.1	1.57	\$ 1,829
122	Production			120252	LEX-Pool III WTP	Full-Time Regular	N	N	L11	AMERST	2088	\$ 50,117		46.1	1.57	\$ 1,734
123	Production			120252	LEX-Pool III WTP	Full-Time Regular	N	Y	L09	AMER06	2088	\$ 69,855		0.0	1.57	\$ -
124	Production			120252	LEX-Pool III WTP	Full-Time Regular	N	N	L10	AMER06	2088	\$ 52,137		12.0	1.57	\$ 469
125	Production			123201	OWN-Production	Full-Time Regular	N	N	L10	AMER06	2088	\$ 53,847		59.6	1.57	\$ 2,403
126	Production	12/31/2013		123201	OWN-Production	Full-Time Regular	N	N	L11	AMERST	872	\$ 19,249		37.0	1.57	\$ 1,280
127	Production	12/31/2013		123201	OWN-Production	Full-Time Regular	N	N	L11	AMER06	872	\$ 19,086		37.0	1.57	\$ 1,269
128	Production	12/31/2013		123201	OWN-Production	Full-Time Regular	N	N	L11	AMERST	872	\$ 19,429		37.0	1.57	\$ 1,292
129	Production	12/31/2013		123201	OWN-Production	Full-Time Regular	N	N	L11	AMER06	872	\$ 19,145		37.0	1.57	\$ 1,273
130	Distribution			123205	OWN-Admin & Gen	Full-Time Regular	N	Y	L07	AMER06	2088	\$ 105,519		0.0	1.57	\$ -
131	Distribution			123205	OWN-Admin & Gen	Full-Time Regular	N	N	L13	AMERST	2088	\$ 37,172		72.0	1.57	\$ 2,009
132	Distribution			123205	OWN-Admin & Gen	Full-Time Regular	N	N	L13	AMERST	2088	\$ 38,013		72.0	1.57	\$ 2,149
133	Distribution			123206	OWN-Field Services	Full-Time Regular	N	N	L12	AMER06	2088	\$ 43,448		192.0	1.57	\$ 6,259
134	Distribution			123206	OWN-Field Services	Full-Time Regular	N	N	L12	AMER06	2088	\$ 43,448		192.0	1.57	\$ 6,259
135	Distribution			123206	OWN-Field Services	Full-Time Regular	N	N	L12	AMERST	2088	\$ 45,746		192.0	1.57	\$ 6,709
136	Distribution			123206	OWN-Field Services	Full-Time Regular	N	N	L12	AMERST	2088	\$ 46,969		192.0	1.57	\$ 6,766
137	Production			123301	OWNWW-Production	Full-Time Regular	N	N	L11	AMERST	2088	\$ 46,878		72.0	1.57	\$ 2,558
138	Production			120252	LEX-Pool III WTP	Full-Time Regular	N	N	L11	AMER06	1216	\$ 32,993		38.6	1.57	\$ 1,119

Sum **\$ 278,064** **\$ 7,654,813** **15,092** **\$ 571,012**

Click '+' To Expand Sched OT

Kentucky American Water  
**Calculation of Forecasted Labor & Labor Related Expenses**  
 Including Salaries & Wages, Group Insurance, 401k, DCP, & Payroll Tax  
 Exhibits\Expense[Labor and Labor Related.xlsx]KY Forecast Labo  
 W/P - 3-1  
 W/P - 3-1a  
 W/P - 3-1b  
 W/P - 5-3

Line No.	Schedule Dept	Position Begin Date	Position End Date	Bus Unit	Business Unit Name	Employment Status	Gross Scheduled OT		Sched. OT Wages	1C	Gross Shift Premium	1D	1 Total	2A	2B
							Sched. OT Hours	Multiplier							
1	A&G	120118		120118	CORP-Human Resources	Full-Time Regular	0	1.57	\$		\$	\$ 57,805	\$ 1,857	\$ 3,035	
2	A&G	120105		120105	CORP-Admin & Gen	Full-Time Regular	0	1.57	\$		\$	\$ 158,848	\$ 3,971	\$ -	
3	A&G	120105		120105	CORP-Admin & Gen	Full-Time Regular	0	1.57	\$		\$	\$ 181,990	\$ 4,550	\$ -	
4	A&G	120105		120105	CORP-Admin & Gen	Full-Time Regular	0	1.57	\$		\$	\$ 64,928	\$ 1,623	\$ -	
5	A&G	120119		120119	CORP-Loss Control	Full-Time Regular	0	1.57	\$		\$	\$ 73,690	\$ -	\$ 3,869	
6	A&G	120119		120119	CORP-Loss Control	Full-Time Regular	0	1.57	\$		\$	\$ 59,050	\$ 1,476	\$ -	
7	A&G	120121		120121	CORP-Communications	Full-Time Regular	0	1.57	\$		\$	\$ 104,518	\$ 2,613	\$ -	
8	A&G	120121		120121	CORP-Communications	Full-Time Regular	0	1.57	\$		\$	\$ 46,913	\$ 469	\$ 2,445	
9	A&G	120105		120105	CORP-Admin & Gen	Full-Time Regular	0	1.57	\$		\$	\$ 52,220	\$ 2,089	\$ 2,742	
10	A&G	120121		120121	CORP-Communications	Full-Time Regular	0	1.57	\$		\$	\$ 62,665	\$ 2,632	\$ 3,290	
11	A&G	120114		120114	CORP-Engineering	Full-Time Regular	0	1.57	\$		\$	\$ 71,020	\$ 3,125	\$ 3,729	
12	A&G	120114		120114	CORP-Engineering	Full-Time Regular	0	1.57	\$		\$	\$ 52,535	\$ 1,313	\$ -	
13	A&G	120114		120114	CORP-Engineering	Full-Time Regular	0	1.57	\$		\$	\$ 70,381	\$ 1,760	\$ -	
14	A&G	120114		120114	CORP-Engineering	Full-Time Regular	0	1.57	\$		\$	\$ 52,702	\$ -	\$ -	
15	A&G	120114		120114	CORP-Engineering	Full-Time Regular	0	1.57	\$		\$	\$ 59,621	\$ 1,491	\$ -	
16	A&G	120114		120114	CORP-Engineering	Full-Time Regular	0	1.57	\$		\$	\$ 87,137	\$ 4,008	\$ 4,575	
17	A&G	120114		120114	CORP-Engineering	Full-Time Regular	0	1.57	\$		\$	\$ 53,306	\$ 1,866	\$ 2,799	
18	A&G	120114		120114	CORP-Engineering	Full-Time Regular	0	1.57	\$		\$	\$ 46,776	\$ 234	\$ -	
19	A&G	120114		120114	CORP-Engineering	Full-Time Regular	0	1.57	\$		\$	\$ 92,161	\$ 2,960	\$ 4,838	
20	A&G	120114		120114	CORP-Engineering	Full-Time Regular	0	1.57	\$		\$	\$ 52,572	\$ 1,535	\$ 2,760	
21	Distribution		12/31/2013	120206	LEX-Field Services	Full-Time Regular	0	1.57	\$		\$	\$ 21,177	\$ -	\$ 1,037	
22	Distribution		120206	120206	LEX-Field Services	Full-Time Regular	0	1.57	\$		\$	\$ 51,078	\$ 1,193	\$ -	
23	Distribution		120206	120206	LEX-Field Services	Full-Time Regular	0	1.57	\$		\$	\$ 53,855	\$ -	\$ -	
24	Distribution		120206	120206	LEX-Field Services	Full-Time Regular	0	1.57	\$		\$	\$ 51,078	\$ -	\$ -	
25	Distribution		120206	120206	LEX-Field Services	Full-Time Regular	0	1.57	\$		\$	\$ 4,159	\$ -	\$ 207	
26	Distribution		120206	120206	LEX-Field Services	Full-Time Regular	0	1.57	\$		\$	\$ 56,424	\$ 1,317	\$ -	
27	Distribution		120206	120206	LEX-Field Services	Full-Time Regular	0	1.57	\$		\$	\$ 51,078	\$ -	\$ 2,505	
28	Distribution		120206	120206	LEX-Field Services	Full-Time Regular	0	1.57	\$		\$	\$ 51,078	\$ -	\$ -	
29	Distribution		12/31/2013	120206	LEX-Field Services	Full-Time Regular	0	1.57	\$		\$	\$ 21,177	\$ 577	\$ 1,037	
30	Distribution		120206	120206	LEX-Field Services	Full-Time Regular	0	1.57	\$		\$	\$ 57,741	\$ 1,339	\$ -	
31	Distribution		120206	120206	LEX-Field Services	Full-Time Regular	0	1.57	\$		\$	\$ 50,066	\$ 1,502	\$ 2,305	
32	Distribution		120206	120206	LEX-Field Services	Full-Time Regular	0	1.57	\$		\$	\$ 50,515	\$ 2,021	\$ 2,440	
33	Distribution		120206	120206	LEX-Field Services	Full-Time Regular	0	1.57	\$		\$	\$ 40,798	\$ 1,224	\$ 1,950	
34	Distribution		120206	120206	LEX-Field Services	Full-Time Regular	0	1.57	\$		\$	\$ 46,911	\$ 1,642	\$ 2,242	
35	Distribution		120206	120206	LEX-Field Services	Full-Time Regular	0	1.57	\$		\$	\$ 40,379	\$ 1,179	\$ 1,950	
36	Distribution		120206	120206	LEX-Field Services	Full-Time Regular	0	1.57	\$		\$	\$ 40,282	\$ -	\$ 1,945	
37	Distribution		120206	120206	LEX-Field Services	Full-Time Regular	0	1.57	\$		\$	\$ 47,252	\$ -	\$ -	
38	Distribution		120206	120206	LEX-Field Services	Full-Time Regular	0	1.57	\$		\$	\$ 43,468	\$ 1,739	\$ 2,099	
39	Distribution		120206	120206	LEX-Field Services	Full-Time Regular	0	1.57	\$		\$	\$ 58,751	\$ 1,006	\$ 2,641	
40	Distribution		120206	120206	LEX-Field Services	Full-Time Regular	0	1.57	\$		\$	\$ 58,751	\$ -	\$ 2,641	
41	Distribution		120206	120206	LEX-Field Services	Full-Time Regular	0	1.57	\$		\$	\$ 58,751	\$ 2,012	\$ 2,641	
42	Distribution		120206	120206	LEX-Field Services	Full-Time Regular	0	1.57	\$		\$	\$ 58,751	\$ 2,012	\$ 2,641	
43	Distribution		120206	120206	LEX-Field Services	Full-Time Regular	0	1.57	\$		\$	\$ 58,751	\$ 2,012	\$ 2,641	
44	Distribution		120206	120206	LEX-Field Services	Full-Time Regular	0	1.57	\$		\$	\$ 58,751	\$ 1,509	\$ 2,641	
45	Distribution		120206	120206	LEX-Field Services	Full-Time Regular	0	1.57	\$		\$	\$ 58,751	\$ -	\$ -	
46	Distribution		120206	120206	LEX-Field Services	Full-Time Regular	0	1.57	\$		\$	\$ 58,751	\$ 2,012	\$ 2,641	
47	Distribution		120206	120206	LEX-Field Services	Full-Time Regular	0	1.57	\$		\$	\$ 58,751	\$ -	\$ 2,641	
48	Distribution		120206	120206	LEX-Field Services	Full-Time Regular	0	1.57	\$		\$	\$ 58,751	\$ 2,012	\$ 2,641	

Click '+' To Expand Sched OT

Kentucky American Water  
**Calculation of Forecasted Labor & Labor Related Expenses**  
 Including Salaries & Wages, Group Insurance, 401k, DCP, & Payroll Tax  
 Exhibits\Expense[Labor and Labor Related.xlsx]KY Forecast Labo  
 W/P - 3-1  
 W/P - 3-1a  
 W/P - 3-1b  
 W/P - 5-3

Line No.	Schedule G Dept	Position Begin Date	Position End Date	Bus Unit	Business Unit Name	Employment Status	Gross Scheduled OT		Sched. OT Wages	1C	1D Gross Shift Premium Shift Wages	1 Total Gross Total Wages Regular, OT & Shift Premiums	2A Gross Misc. Retirement 401(k)	2B Defined Contrib. Plan
							Sched. OT Hours	Multi-plier						
49	Distribution			120206	LEX-Field Services	Full-Time Regular	0	1.57	\$ -	\$ -	\$ 58,751	\$ 2,012	\$ -	
50	Distribution			120206	LEX-Field Services	Full-Time Regular	0	1.57	\$ -	\$ -	\$ 58,751	\$ 1,469	\$ 2,641	
51	Distribution			120206	LEX-Field Services	Full-Time Regular	0	1.57	\$ -	\$ -	\$ 68,918	\$ 1,288	\$ -	
52	Distribution			120206	LEX-Field Services	Full-Time Regular	0	1.57	\$ -	\$ -	\$ 70,026	\$ -	\$ 2,704	
53	Distribution			120201	LEX-Production	Full-Time Regular	0	1.57	\$ -	\$ -	\$ 61,992	\$ -	\$ -	
54	Distribution			120206	LEX-Field Services	Full-Time Regular	0	1.57	\$ -	\$ -	\$ 63,370	\$ -	\$ -	
55	Distribution			120206	LEX-Field Services	Full-Time Regular	0	1.57	\$ -	\$ -	\$ 63,370	\$ 1,317	\$ -	
56	Distribution			120206	LEX-Field Services	Full-Time Regular	0	1.57	\$ -	\$ -	\$ 63,370	\$ 790	\$ -	
57	Distribution			120206	LEX-Field Services	Full-Time Regular	0	1.57	\$ -	\$ -	\$ 63,370	\$ 1,317	\$ -	
58	Distribution			120206	LEX-Field Services	Full-Time Regular	0	1.57	\$ -	\$ -	\$ 63,370	\$ 1,317	\$ -	
59	Distribution			120206	LEX-Field Services	Full-Time Regular	0	1.57	\$ -	\$ -	\$ 63,370	\$ 1,317	\$ -	
60	Distribution			120206	LEX-Field Services	Full-Time Regular	0	1.57	\$ -	\$ -	\$ 63,370	\$ 790	\$ -	
61	Distribution			120206	LEX-Field Services	Full-Time Regular	0	1.57	\$ -	\$ -	\$ 63,370	\$ -	\$ -	
62	Distribution			120206	LEX-Field Services	Full-Time Regular	0	1.57	\$ -	\$ -	\$ 63,370	\$ 1,317	\$ -	
63	Distribution			120206	LEX-Field Services	Full-Time Regular	0	1.57	\$ -	\$ -	\$ 63,370	\$ 1,054	\$ -	
64	Distribution			120206	LEX-Field Services	Full-Time Regular	0	1.57	\$ -	\$ -	\$ 63,370	\$ 1,317	\$ -	
65	Distribution			120206	LEX-Field Services	Full-Time Regular	0	1.57	\$ -	\$ -	\$ 63,370	\$ 1,317	\$ -	
66	Distribution			120206	LEX-Field Services	Full-Time Regular	0	1.57	\$ -	\$ -	\$ 125,217	\$ 6,010	\$ 6,574	
67	Distribution			120206	LEX-Field Services	Full-Time Regular	0	1.57	\$ -	\$ -	\$ 68,826	\$ 1,443	\$ -	
68	Distribution			120206	LEX-Field Services	Full-Time Regular	0	1.57	\$ -	\$ -	\$ 62,966	\$ -	\$ -	
69	Distribution			120206	LEX-Field Services	Full-Time Regular	0	1.57	\$ -	\$ -	\$ 64,851	\$ 1,893	\$ 3,405	
70	Distribution			120206	LEX-Field Services	Full-Time Regular	0	1.57	\$ -	\$ -	\$ 71,826	\$ 1,796	\$ -	
71	Distribution			120206	LEX-Field Services	Full-Time Regular	0	1.57	\$ -	\$ -	\$ 90,063	\$ 2,252	\$ -	
72	Distribution			120206	LEX-Field Services	Full-Time Regular	0	1.57	\$ -	\$ -	\$ 86,592	\$ 2,165	\$ -	
73	Distribution			120206	LEX-Field Services	Full-Time Regular	0	1.57	\$ -	\$ -	\$ 79,738	\$ 1,993	\$ -	
74	Distribution			120206	LEX-Field Services	Full-Time Regular	0	1.57	\$ -	\$ -	\$ 67,034	\$ 1,676	\$ -	
75	Distribution			120206	LEX-Field Services	Full-Time Regular	0	1.57	\$ -	\$ -	\$ 52,685	\$ -	\$ 2,505	
76	Distribution			120206	LEX-Field Services	Full-Time Regular	0	1.57	\$ -	\$ -	\$ 52,685	\$ -	\$ 2,505	
77	Distribution			120206	LEX-Field Services	Full-Time Regular	0	1.57	\$ -	\$ -	\$ 52,685	\$ -	\$ 2,505	
78	Distribution			120206	LEX-Field Services	Full-Time Regular	0	1.57	\$ -	\$ -	\$ 52,685	\$ 1,393	\$ 2,505	
79	Distribution			120206	LEX-Field Services	Full-Time Regular	0	1.57	\$ -	\$ -	\$ 52,685	\$ 477	\$ 2,505	
80	Distribution			120206	LEX-Field Services	Full-Time Regular	0	1.57	\$ -	\$ -	\$ 52,685	\$ 1,908	\$ 2,505	
81	Distribution			120206	LEX-Field Services	Full-Time Regular	0	1.57	\$ -	\$ -	\$ 52,685	\$ 1,393	\$ 2,505	
82	Distribution			120206	LEX-Field Services	Full-Time Regular	0	1.57	\$ -	\$ -	\$ 52,685	\$ 477	\$ 2,505	
83	Distribution			120206	LEX-Field Services	Full-Time Regular	0	1.57	\$ -	\$ -	\$ 52,685	\$ -	\$ 2,505	
84	Distribution			120206	LEX-Field Services	Full-Time Regular	0	1.57	\$ -	\$ -	\$ 52,685	\$ 1,908	\$ 2,505	
85	Distribution			120206	LEX-Field Services	Full-Time Regular	0	1.57	\$ -	\$ -	\$ 52,685	\$ -	\$ 2,505	
86	Distribution			120206	LEX-Field Services	Full-Time Regular	0	1.57	\$ -	\$ -	\$ 52,685	\$ 1,908	\$ 2,505	
87	Production			120217	LEX-Water Quality	Full-Time Regular	0	1.57	\$ -	\$ -	\$ 53,788	\$ 1,977	\$ 2,824	
88	Production			120217	LEX-Water Quality	Full-Time Regular	0	1.57	\$ -	\$ -	\$ 65,802	\$ 1,645	\$ -	
89	Production			120217	LEX-Water Quality	Full-Time Regular	0	1.57	\$ -	\$ -	\$ 83,555	\$ 2,089	\$ -	
90	Production			120201	LEX-Production	Full-Time Regular	0	1.57	\$ -	\$ -	\$ 54,679	\$ 1,204	\$ -	
91	Production			120201	LEX-Production	Full-Time Regular	0	1.57	\$ -	\$ -	\$ 57,795	\$ -	\$ -	
92	Production			120201	LEX-Production	Full-Time Regular	0	1.57	\$ -	\$ -	\$ 57,795	\$ 2,142	\$ 2,812	
93	Production			120201	LEX-Production	Full-Time Regular	0	1.57	\$ -	\$ -	\$ 57,795	\$ -	\$ 2,812	
94	Production			120201	LEX-Production	Full-Time Regular	0	1.57	\$ -	\$ -	\$ 57,764	\$ 1,564	\$ 2,812	
95	Production			120201	LEX-Production	Full-Time Regular	0	1.57	\$ -	\$ -	\$ 91,909	\$ 4,228	\$ 4,825	
96	Production			120201	LEX-Production	Full-Time Regular	0	1.57	\$ -	\$ -	\$ -	\$ -	\$ -	\$ -

Click '+' To Expand Sched OT

Kentucky American Water  
**Calculation of Forecasted Labor & Labor Related Expenses**  
 Including Salaries & Wages, Group Insurance, 401k, DCP, & Payroll Tax  
 Exhibits\Expense[Labor and Labor Related.xlsx]KY Forecast Labo

W/P - 3-1  
 W/P - 3-1a  
 W/P - 3-1b  
 W/P - 5-3

Line No.	Schedule G Dept	Position Begin Date	Position End Date	Bus Unit	Business Unit Name	Employment Status	Gross Scheduled OT			Gross Shift Premium	1 Total	2A	2B
							Sched. OT Hours	OT Multiplier	Sched. OT Wages				
97	Production			120201	LEX-Production	Full-Time Regular	0	1.57	\$ -	\$ -	\$ 74,768	\$ 2,715	\$ 3,564
98	Production			120201	LEX-Production	Full-Time Regular	0	1.57	\$ -	\$ -	\$ 58,620	\$ 2,345	\$ 3,078
99	Production			120201	LEX-Production	Full-Time Regular	0	1.57	\$ -	\$ -	\$ 59,341	\$ 2,374	\$ 3,115
100	Production			120201	LEX-Production	Full-Time Regular	0	1.57	\$ -	\$ -	\$ 78,728	\$ 1,968	\$ -
101	Production			120201	LEX-Production	Full-Time Regular	0	1.57	\$ -	\$ -	\$ 70,570	\$ 3,105	\$ 3,705
102	Production			120201	LEX-Production	Full-Time Regular	0	1.57	\$ -	\$ 1,107	\$ 62,615	\$ -	\$ 2,938
103	Production			120201	LEX-Production	Full-Time Regular	72	1.57	\$ 2,994	\$ 688	\$ 64,371	\$ 1,104	\$ -
104	Production			120201	LEX-Production	Full-Time Regular	72	1.57	\$ 2,904	\$ 14	\$ 61,782	\$ -	\$ -
105	Production			120201	LEX-Production	Full-Time Regular	0	1.57	\$ -	\$ 688	\$ 61,377	\$ 1,104	\$ -
106	Production			120201	LEX-Production	Full-Time Regular	0	1.57	\$ -	\$ -	\$ 61,377	\$ 1,380	\$ -
107	Production			120201	LEX-Production	Full-Time Regular	0	1.57	\$ -	\$ 739	\$ 61,703	\$ -	\$ -
108	Production			120201	LEX-Production	Full-Time Regular	72	1.57	\$ 3,034	\$ 1,107	\$ 65,650	\$ 1,634	\$ 2,938
109	Production			120201	LEX-Production	Full-Time Regular	72	1.57	\$ 2,904	\$ 14	\$ 61,782	\$ 1,564	\$ 2,812
110	Production			120201	LEX-Production	Full-Time Regular	0	1.57	\$ -	\$ 14	\$ 58,878	\$ -	\$ -
111	Production			120201	LEX-Production	Full-Time Regular	72	1.57	\$ 2,818	\$ 646	\$ 60,596	\$ -	\$ 2,729
112	Production			120201	LEX-Production	Full-Time Regular	72	1.57	\$ 3,007	\$ 739	\$ 64,710	\$ 1,620	\$ 2,912
113	Production			120201	LEX-Production	Full-Time Regular	0	1.57	\$ -	\$ 43	\$ 56,079	\$ 2,039	\$ 2,677
114	Production			120201	LEX-Production	Full-Time Regular	0	1.57	\$ -	\$ 225	\$ 58,062	\$ 2,105	\$ 2,763
115	Production			120201	LEX-Production	Full-Time Regular	0	1.57	\$ -	\$ -	\$ 56,925	\$ -	\$ -
116	Production			120201	LEX-Production	Full-Time Regular	72	1.57	\$ 2,727	\$ 7	\$ 58,019	\$ -	\$ -
117	Production			120252	LEX-Pool III WTP	Full-Time Regular	72	1.57	\$ 2,758	\$ -	\$ 55,744	\$ -	\$ 2,689
118	Production			120252	LEX-Pool III WTP	Full-Time Regular	0	1.57	\$ -	\$ -	\$ 52,961	\$ -	\$ 2,687
119	Production			120252	LEX-Pool III WTP	Full-Time Regular	0	1.57	\$ -	\$ -	\$ 60,482	\$ 2,419	\$ 3,069
120	Production			120252	LEX-Pool III WTP	Full-Time Regular	0	1.57	\$ -	\$ -	\$ 55,559	\$ 1,074	\$ -
121	Production			120252	LEX-Pool III WTP	Full-Time Regular	0	1.57	\$ -	\$ -	\$ 54,683	\$ -	\$ 2,775
122	Production			120252	LEX-Pool III WTP	Full-Time Regular	0	1.57	\$ -	\$ -	\$ 51,851	\$ 1,253	\$ -
123	Production			120252	LEX-Pool III WTP	Full-Time Regular	0	1.57	\$ -	\$ -	\$ 69,855	\$ -	\$ 3,667
124	Production			120252	LEX-Pool III WTP	Full-Time Regular	0	1.57	\$ -	\$ -	\$ 52,607	\$ 2,104	\$ 2,737
125	Production			123201	OWN-Production	Full-Time Regular	0	1.57	\$ -	\$ -	\$ 56,250	\$ 2,250	\$ 2,827
126	Production	12/31/2013		123201	OWN-Production	Full-Time Regular	8	1.57	\$ 277	\$ -	\$ 20,806	\$ 481	\$ -
127	Production	12/31/2013		123201	OWN-Production	Full-Time Regular	0	1.57	\$ -	\$ -	\$ 20,355	\$ -	\$ 1,002
128	Production	12/31/2013		123201	OWN-Production	Full-Time Regular	0	1.57	\$ -	\$ -	\$ 20,721	\$ 486	\$ -
129	Production	12/31/2013		123201	OWN-Production	Full-Time Regular	0	1.57	\$ -	\$ -	\$ 20,418	\$ -	\$ 1,005
130	Distribution			123205	OWN-Admin & Gen	Full-Time Regular	0	1.57	\$ -	\$ -	\$ 105,519	\$ 3,543	\$ 5,540
131	Distribution			123205	OWN-Admin & Gen	Full-Time Regular	0	1.57	\$ -	\$ -	\$ 39,180	\$ 929	\$ -
132	Distribution			123205	OWN-Admin & Gen	Full-Time Regular	0	1.57	\$ -	\$ -	\$ 40,066	\$ 950	\$ -
133	Distribution			123206	OWN-Field Services	Full-Time Regular	0	1.57	\$ -	\$ -	\$ 49,707	\$ -	\$ 2,281
134	Distribution			123206	OWN-Field Services	Full-Time Regular	0	1.57	\$ -	\$ -	\$ 42,336	\$ -	\$ 2,281
135	Distribution			123206	OWN-Field Services	Full-Time Regular	0	1.57	\$ -	\$ -	\$ 53,736	\$ 1,174	\$ -
136	Distribution			123206	OWN-Field Services	Full-Time Regular	0	1.57	\$ -	\$ -	\$ 51,935	\$ -	\$ -
137	Production			123301	OWNWW-Production	Full-Time Regular	72	1.57	\$ 2,524	\$ -	\$ 51,935	\$ -	\$ -
138	Production			120252	LEX-Pool III WTP	Full-Time Regular	0	1.57	\$ -	\$ -	\$ 34,112	\$ 996	\$ 1,732
<b>Sum</b>							<b>656</b>		<b>\$ 25,947</b>	<b>\$ 7,193</b>	<b>\$ 8,258,965</b>	<b>\$ 170,223</b>	<b>\$ 209,193</b>



Kentucky American Water  
**Calculation of Forecasted Labor & Labor Related Expenses**  
 Including Salaries & Wages, Group Insurance, 401k, DCP, & Payroll Tax  
 Exhibits\Expense[Labor and Labor Related.xlsx]KY Forecast Labo  
 W/P - 3-1  
 W/P - 3-1a  
 W/P - 3-1b  
 W/P - 5-3

Line No.	Schedule G Dept	Position Begin Date	Position End Date	Bus Unit	Business Unit Name	Employment Status	Gross Incentive			Gross Payroll Taxes			
							AIP	LTIP	FICA Withholding	FICA Medicare	SUTA	FUTA	
1	A&G	120118		120118	CORP-Human Resources	Full-Time Regular	\$ 5,781	\$ -	\$ 3,942	\$ 922	\$ 126	\$ 42	
2	A&G	120105		120105	CORP-Admin & Gen	Full-Time Regular	\$ 31,770	\$ 15,885	\$ 6,622	\$ 2,764	\$ 126	\$ 42	
3	A&G	120105		120105	CORP-Admin & Gen	Full-Time Regular	\$ 54,597	\$ 54,597	\$ 6,622	\$ 3,431	\$ 126	\$ 42	
4	A&G	120105		120105	CORP-Admin & Gen	Full-Time Regular	\$ -	\$ -	\$ 4,026	\$ 941	\$ 126	\$ 42	
5	A&G	120119		120119	CORP-Loss Control	Full-Time Regular	\$ 7,369	\$ -	\$ 5,026	\$ 1,175	\$ 126	\$ 42	
6	A&G	120119		120119	CORP-Loss Control	Full-Time Regular	\$ -	\$ -	\$ 3,661	\$ 856	\$ 126	\$ 42	
7	A&G	120121		120121	CORP-Communications	Full-Time Regular	\$ 15,678	\$ -	\$ 6,622	\$ 1,743	\$ 126	\$ 42	
8	A&G	120121		120121	CORP-Communications	Full-Time Regular	\$ -	\$ -	\$ 2,909	\$ 680	\$ 126	\$ 42	
9	A&G	120105		120105	CORP-Admin & Gen	Full-Time Regular	\$ -	\$ -	\$ 3,238	\$ 757	\$ 126	\$ 42	
10	A&G	120121		120121	CORP-Communications	Full-Time Regular	\$ 3,133	\$ -	\$ 4,079	\$ 954	\$ 126	\$ 42	
11	A&G	120114		120114	CORP-Engineering	Full-Time Regular	\$ 7,102	\$ -	\$ 4,844	\$ 1,133	\$ 126	\$ 42	
12	A&G	120114		120114	CORP-Engineering	Full-Time Regular	\$ -	\$ -	\$ 3,257	\$ 762	\$ 126	\$ 42	
13	A&G	120114		120114	CORP-Engineering	Full-Time Regular	\$ -	\$ -	\$ 4,364	\$ 1,021	\$ 126	\$ 42	
14	A&G	120114		120114	CORP-Engineering	Full-Time Regular	\$ -	\$ -	\$ 3,268	\$ 764	\$ 126	\$ 42	
15	A&G	120114		120114	CORP-Engineering	Full-Time Regular	\$ -	\$ -	\$ 3,697	\$ 865	\$ 126	\$ 42	
16	A&G	120114		120114	CORP-Engineering	Full-Time Regular	\$ 13,071	\$ -	\$ 6,213	\$ 1,453	\$ 126	\$ 42	
17	A&G	120114		120114	CORP-Engineering	Full-Time Regular	\$ -	\$ -	\$ 3,305	\$ 773	\$ 126	\$ 42	
18	A&G	120114		120114	CORP-Engineering	Full-Time Regular	\$ -	\$ -	\$ 2,900	\$ 678	\$ 126	\$ 42	
19	A&G	120114		120114	CORP-Engineering	Full-Time Regular	\$ 9,216	\$ -	\$ 6,285	\$ 1,470	\$ 126	\$ 42	
20	A&G	120114	12/31/2013	120114	CORP-Engineering	Full-Time Regular	\$ -	\$ -	\$ 3,259	\$ 762	\$ 126	\$ 42	
21	Distribution	120206		120206	LEX-Field Services	Full-Time Regular	\$ -	\$ -	\$ 1,313	\$ 307	\$ 126	\$ 42	
22	Distribution	120206		120206	LEX-Field Services	Full-Time Regular	\$ -	\$ -	\$ 3,167	\$ 741	\$ 126	\$ 42	
23	Distribution	120206		120206	LEX-Field Services	Full-Time Regular	\$ -	\$ -	\$ 3,339	\$ 781	\$ 126	\$ 42	
24	Distribution	120206		120206	LEX-Field Services	Full-Time Regular	\$ -	\$ -	\$ 3,167	\$ 741	\$ 126	\$ 42	
25	Distribution	120206	8/30/2013	120206	LEX-Field Services	Full-Time Regular	\$ -	\$ -	\$ 258	\$ 60	\$ 58	\$ 25	
26	Distribution	120206		120206	LEX-Field Services	Full-Time Regular	\$ -	\$ -	\$ 3,498	\$ 818	\$ 126	\$ 42	
27	Distribution	120206		120206	LEX-Field Services	Full-Time Regular	\$ -	\$ -	\$ 3,167	\$ 741	\$ 126	\$ 42	
28	Distribution	120206		120206	LEX-Field Services	Full-Time Regular	\$ -	\$ -	\$ 3,167	\$ 741	\$ 126	\$ 42	
29	Distribution	120206	12/31/2013	120206	LEX-Field Services	Full-Time Regular	\$ -	\$ -	\$ 1,313	\$ 307	\$ 126	\$ 42	
30	Distribution	120206		120206	LEX-Field Services	Full-Time Regular	\$ -	\$ -	\$ 3,580	\$ 837	\$ 126	\$ 42	
31	Distribution	120206		120206	LEX-Field Services	Full-Time Regular	\$ -	\$ -	\$ 3,104	\$ 726	\$ 126	\$ 42	
32	Distribution	120206		120206	LEX-Field Services	Full-Time Regular	\$ -	\$ -	\$ 3,132	\$ 732	\$ 126	\$ 42	
33	Distribution	120206		120206	LEX-Field Services	Full-Time Regular	\$ -	\$ -	\$ 2,529	\$ 592	\$ 126	\$ 42	
34	Distribution	120206		120206	LEX-Field Services	Full-Time Regular	\$ -	\$ -	\$ 2,909	\$ 680	\$ 126	\$ 42	
35	Distribution	120206		120206	LEX-Field Services	Full-Time Regular	\$ -	\$ -	\$ 2,504	\$ 585	\$ 126	\$ 42	
36	Distribution	120206		120206	LEX-Field Services	Full-Time Regular	\$ -	\$ -	\$ 2,498	\$ 584	\$ 126	\$ 42	
37	Distribution	120206		120206	LEX-Field Services	Full-Time Regular	\$ -	\$ -	\$ 2,930	\$ 685	\$ 126	\$ 42	
38	Distribution	120206		120206	LEX-Field Services	Full-Time Regular	\$ -	\$ -	\$ 2,695	\$ 630	\$ 126	\$ 42	
39	Distribution	120206		120206	LEX-Field Services	Full-Time Regular	\$ -	\$ -	\$ 3,643	\$ 852	\$ 126	\$ 42	
40	Distribution	120206		120206	LEX-Field Services	Full-Time Regular	\$ -	\$ -	\$ 3,643	\$ 852	\$ 126	\$ 42	
41	Distribution	120206		120206	LEX-Field Services	Full-Time Regular	\$ -	\$ -	\$ 3,643	\$ 852	\$ 126	\$ 42	
42	Distribution	120206		120206	LEX-Field Services	Full-Time Regular	\$ -	\$ -	\$ 3,643	\$ 852	\$ 126	\$ 42	
43	Distribution	120206		120206	LEX-Field Services	Full-Time Regular	\$ -	\$ -	\$ 3,643	\$ 852	\$ 126	\$ 42	
44	Distribution	120206		120206	LEX-Field Services	Full-Time Regular	\$ -	\$ -	\$ 3,643	\$ 852	\$ 126	\$ 42	
45	Distribution	120206		120206	LEX-Field Services	Full-Time Regular	\$ -	\$ -	\$ 3,643	\$ 852	\$ 126	\$ 42	
46	Distribution	120206		120206	LEX-Field Services	Full-Time Regular	\$ -	\$ -	\$ 3,643	\$ 852	\$ 126	\$ 42	
47	Distribution	120206		120206	LEX-Field Services	Full-Time Regular	\$ -	\$ -	\$ 3,643	\$ 852	\$ 126	\$ 42	
48	Distribution	120206		120206	LEX-Field Services	Full-Time Regular	\$ -	\$ -	\$ 3,643	\$ 852	\$ 126	\$ 42	

Kentucky American Water  
**Calculation of Forecasted Labor & Labor Related Expenses**  
 Including Salaries & Wages, Group Insurance, 401k, DCP, & Payroll Tax  
 Exhibits\Expense[Labor and Labor Related.xlsx]KY Forecast Labo  
 W/P - 3-1  
 W/P - 3-1a  
 W/P - 3-1b  
 W/P - 3-1c

Line No.	Schedule G Dept	Position Begin Date	Position End Date	Bus Unit	Business Unit Name	Employment Status	Gross Incentive			Gross Payroll Taxes			
							AIP	LTP	Withholding	FICA Medicare	SUTA	FUTA	
49	Distribution			120206	LEX-Field Services	Full-Time Regular	\$ -	\$ -	\$ 3,643	\$ 852	\$ 126	\$ 42	
50	Distribution			120206	LEX-Field Services	Full-Time Regular	\$ -	\$ -	\$ 3,643	\$ 852	\$ 126	\$ 42	
51	Distribution			120206	LEX-Field Services	Full-Time Regular	\$ -	\$ -	\$ 4,273	\$ 999	\$ 126	\$ 42	
52	Distribution			120206	LEX-Field Services	Full-Time Regular	\$ -	\$ -	\$ 4,342	\$ 1,015	\$ 126	\$ 42	
53	Distribution			120201	LEX-Production	Full-Time Regular	\$ -	\$ -	\$ 3,843	\$ 899	\$ 126	\$ 42	
54	Distribution			120206	LEX-Field Services	Full-Time Regular	\$ -	\$ -	\$ 3,929	\$ 919	\$ 126	\$ 42	
55	Distribution			120206	LEX-Field Services	Full-Time Regular	\$ -	\$ -	\$ 3,929	\$ 919	\$ 126	\$ 42	
56	Distribution			120206	LEX-Field Services	Full-Time Regular	\$ -	\$ -	\$ 3,929	\$ 919	\$ 126	\$ 42	
57	Distribution			120206	LEX-Field Services	Full-Time Regular	\$ -	\$ -	\$ 3,929	\$ 919	\$ 126	\$ 42	
58	Distribution			120206	LEX-Field Services	Full-Time Regular	\$ -	\$ -	\$ 3,929	\$ 919	\$ 126	\$ 42	
59	Distribution			120206	LEX-Field Services	Full-Time Regular	\$ -	\$ -	\$ 3,929	\$ 919	\$ 126	\$ 42	
60	Distribution			120206	LEX-Field Services	Full-Time Regular	\$ -	\$ -	\$ 3,929	\$ 919	\$ 126	\$ 42	
61	Distribution			120206	LEX-Field Services	Full-Time Regular	\$ -	\$ -	\$ 3,929	\$ 919	\$ 126	\$ 42	
62	Distribution			120206	LEX-Field Services	Full-Time Regular	\$ -	\$ -	\$ 3,929	\$ 919	\$ 126	\$ 42	
63	Distribution			120206	LEX-Field Services	Full-Time Regular	\$ -	\$ -	\$ 3,929	\$ 919	\$ 126	\$ 42	
64	Distribution			120206	LEX-Field Services	Full-Time Regular	\$ -	\$ -	\$ 3,929	\$ 919	\$ 126	\$ 42	
65	Distribution			120206	LEX-Field Services	Full-Time Regular	\$ -	\$ -	\$ 3,929	\$ 919	\$ 126	\$ 42	
66	Distribution			120206	LEX-Field Services	Full-Time Regular	\$ 25,043	\$ -	\$ 6,622	\$ 2,179	\$ 126	\$ 42	
67	Distribution			120206	LEX-Field Services	Full-Time Regular	\$ -	\$ -	\$ 4,267	\$ 998	\$ 126	\$ 42	
68	Distribution			120206	LEX-Field Services	Full-Time Regular	\$ -	\$ -	\$ 3,904	\$ 913	\$ 126	\$ 42	
69	Distribution			120206	LEX-Field Services	Full-Time Regular	\$ -	\$ -	\$ 4,021	\$ 940	\$ 126	\$ 42	
70	Distribution			120206	LEX-Field Services	Full-Time Regular	\$ 7,183	\$ -	\$ 4,899	\$ 1,446	\$ 126	\$ 42	
71	Distribution			120206	LEX-Field Services	Full-Time Regular	\$ 9,006	\$ -	\$ 6,142	\$ 1,437	\$ 126	\$ 42	
72	Distribution			120206	LEX-Field Services	Full-Time Regular	\$ 8,659	\$ -	\$ 5,906	\$ 1,381	\$ 126	\$ 42	
73	Distribution			120206	LEX-Field Services	Full-Time Regular	\$ 7,974	\$ -	\$ 5,438	\$ 1,272	\$ 126	\$ 42	
74	Distribution			120206	LEX-Field Services	Full-Time Regular	\$ 6,703	\$ -	\$ 4,572	\$ 1,069	\$ 126	\$ 42	
75	Distribution			120206	LEX-Field Services	Full-Time Regular	\$ -	\$ -	\$ 3,267	\$ 764	\$ 126	\$ 42	
76	Distribution			120206	LEX-Field Services	Full-Time Regular	\$ -	\$ -	\$ 3,267	\$ 764	\$ 126	\$ 42	
77	Distribution			120206	LEX-Field Services	Full-Time Regular	\$ -	\$ -	\$ 3,267	\$ 764	\$ 126	\$ 42	
78	Distribution			120206	LEX-Field Services	Full-Time Regular	\$ -	\$ -	\$ 3,267	\$ 764	\$ 126	\$ 42	
79	Distribution			120206	LEX-Field Services	Full-Time Regular	\$ -	\$ -	\$ 3,267	\$ 764	\$ 126	\$ 42	
80	Distribution			120206	LEX-Field Services	Full-Time Regular	\$ -	\$ -	\$ 3,267	\$ 764	\$ 126	\$ 42	
81	Distribution			120206	LEX-Field Services	Full-Time Regular	\$ -	\$ -	\$ 3,267	\$ 764	\$ 126	\$ 42	
82	Distribution			120206	LEX-Field Services	Full-Time Regular	\$ -	\$ -	\$ 3,267	\$ 764	\$ 126	\$ 42	
83	Distribution			120206	LEX-Field Services	Full-Time Regular	\$ -	\$ -	\$ 3,267	\$ 764	\$ 126	\$ 42	
84	Distribution			120206	LEX-Field Services	Full-Time Regular	\$ -	\$ -	\$ 3,267	\$ 764	\$ 126	\$ 42	
85	Distribution			120206	LEX-Field Services	Full-Time Regular	\$ -	\$ -	\$ 3,267	\$ 764	\$ 126	\$ 42	
86	Distribution			120206	LEX-Field Services	Full-Time Regular	\$ -	\$ -	\$ 3,267	\$ 764	\$ 126	\$ 42	
87	Production			120217	LEX-Water Quality	Full-Time Regular	\$ 2,689	\$ -	\$ 3,502	\$ 819	\$ 126	\$ 42	
88	Production			120217	LEX-Water Quality	Full-Time Regular	\$ 3,290	\$ -	\$ 4,284	\$ 1,002	\$ 126	\$ 42	
89	Production			120217	LEX-Water Quality	Full-Time Regular	\$ 12,533	\$ -	\$ 5,957	\$ 1,393	\$ 126	\$ 42	
90	Production			120201	LEX-Production	Full-Time Regular	\$ -	\$ -	\$ 3,390	\$ 793	\$ 126	\$ 42	
91	Production			120201	LEX-Production	Full-Time Regular	\$ -	\$ -	\$ 3,583	\$ 838	\$ 126	\$ 42	
92	Production			120201	LEX-Production	Full-Time Regular	\$ -	\$ -	\$ 3,583	\$ 838	\$ 126	\$ 42	
93	Production			120201	LEX-Production	Full-Time Regular	\$ -	\$ -	\$ 3,583	\$ 838	\$ 126	\$ 42	
94	Production			120201	LEX-Production	Full-Time Regular	\$ -	\$ -	\$ 3,583	\$ 838	\$ 126	\$ 42	
95	Production			120201	LEX-Production	Full-Time Regular	\$ -	\$ -	\$ 3,581	\$ 838	\$ 126	\$ 42	
96	Production			120201	LEX-Production	Full-Time Regular	\$ 13,786	\$ -	\$ 6,553	\$ 1,533	\$ 126	\$ 42	

Kentucky American Water  
Calculation of Forecasted Labor & Labor Related Expenses  
Including Salaries & Wages, Group Insurance, 401k, DCP, & Payroll Tax  
Exhibits\Expense[Labor and Labor Related.xlsx]KY Forecast Labo

W/P - 3-1  
W/P - 3-1a  
W/P - 3-1b  
W/P - 5-3

Line No.	Schedule G Dept	Position Begin Date	Position End Date	Bus Unit	Business Unit Name	Employment Status	AIP	LTP	FICA Withholding	FICA Medicare	Gross Payroll Taxes		
											SUTA	FUTA	
97	Production			120201	LEX-Production	Full-Time Regular	\$ -	\$ -	\$ 4,636	\$ 1,084	\$ 126	\$ 42	
98	Production			120201	LEX-Production	Full-Time Regular	\$ -	\$ -	\$ 3,634	\$ 850	\$ 126	\$ 42	
99	Production			120201	LEX-Production	Full-Time Regular	\$ -	\$ -	\$ 3,679	\$ 860	\$ 126	\$ 42	
100	Production			120201	LEX-Production	Full-Time Regular	\$ 7,873	\$ -	\$ 5,369	\$ 1,256	\$ 126	\$ 42	
101	Production			120201	LEX-Production	Full-Time Regular	\$ 7,057	\$ -	\$ 4,813	\$ 1,126	\$ 126	\$ 42	
102	Production			120201	LEX-Production	Full-Time Regular	\$ -	\$ -	\$ 3,882	\$ 908	\$ 126	\$ 42	
103	Production			120201	LEX-Production	Full-Time Regular	\$ -	\$ -	\$ 3,991	\$ 933	\$ 126	\$ 42	
104	Production			120201	LEX-Production	Full-Time Regular	\$ -	\$ -	\$ 3,830	\$ 896	\$ 126	\$ 42	
105	Production			120201	LEX-Production	Full-Time Regular	\$ -	\$ -	\$ 3,805	\$ 890	\$ 126	\$ 42	
106	Production			120201	LEX-Production	Full-Time Regular	\$ -	\$ -	\$ 3,805	\$ 890	\$ 126	\$ 42	
107	Production			120201	LEX-Production	Full-Time Regular	\$ -	\$ -	\$ 3,826	\$ 895	\$ 126	\$ 42	
108	Production			120201	LEX-Production	Full-Time Regular	\$ -	\$ -	\$ 4,070	\$ 952	\$ 126	\$ 42	
109	Production			120201	LEX-Production	Full-Time Regular	\$ -	\$ -	\$ 3,830	\$ 896	\$ 126	\$ 42	
110	Production			120201	LEX-Production	Full-Time Regular	\$ -	\$ -	\$ 3,650	\$ 854	\$ 126	\$ 42	
111	Production			120201	LEX-Production	Full-Time Regular	\$ -	\$ -	\$ 3,757	\$ 879	\$ 126	\$ 42	
112	Production			120201	LEX-Production	Full-Time Regular	\$ -	\$ -	\$ 4,012	\$ 938	\$ 126	\$ 42	
113	Production			120201	LEX-Production	Full-Time Regular	\$ -	\$ -	\$ 3,477	\$ 813	\$ 126	\$ 42	
114	Production			120201	LEX-Production	Full-Time Regular	\$ -	\$ -	\$ 3,600	\$ 842	\$ 126	\$ 42	
115	Production			120201	LEX-Production	Full-Time Regular	\$ -	\$ -	\$ 3,529	\$ 825	\$ 126	\$ 42	
116	Production			120201	LEX-Production	Full-Time Regular	\$ -	\$ -	\$ 3,597	\$ 841	\$ 126	\$ 42	
117	Production			120252	LEX-Pool III WTP	Full-Time Regular	\$ -	\$ -	\$ 3,456	\$ 808	\$ 126	\$ 42	
118	Production			120252	LEX-Pool III WTP	Full-Time Regular	\$ -	\$ -	\$ 3,284	\$ 768	\$ 126	\$ 42	
119	Production			120252	LEX-Pool III WTP	Full-Time Regular	\$ -	\$ -	\$ 3,750	\$ 877	\$ 126	\$ 42	
120	Production			120252	LEX-Pool III WTP	Full-Time Regular	\$ -	\$ -	\$ 3,445	\$ 806	\$ 126	\$ 42	
121	Production			120252	LEX-Pool III WTP	Full-Time Regular	\$ -	\$ -	\$ 3,390	\$ 793	\$ 126	\$ 42	
122	Production			120252	LEX-Pool III WTP	Full-Time Regular	\$ -	\$ -	\$ 3,215	\$ 752	\$ 126	\$ 42	
123	Production			120252	LEX-Pool III WTP	Full-Time Regular	\$ 6,986	\$ -	\$ 4,764	\$ 1,114	\$ 126	\$ 42	
124	Production			120252	LEX-Pool III WTP	Full-Time Regular	\$ -	\$ -	\$ 3,262	\$ 763	\$ 126	\$ 42	
125	Production			123201	OWN-Production	Full-Time Regular	\$ -	\$ -	\$ 3,487	\$ 816	\$ 126	\$ 42	
126	Production	12/31/2013		123201	OWN-Production	Full-Time Regular	\$ -	\$ -	\$ 1,290	\$ 302	\$ 126	\$ 42	
127	Production	12/31/2013		123201	OWN-Production	Full-Time Regular	\$ -	\$ -	\$ 1,262	\$ 295	\$ 126	\$ 42	
128	Production	12/31/2013		123201	OWN-Production	Full-Time Regular	\$ -	\$ -	\$ 1,285	\$ 300	\$ 126	\$ 42	
129	Production	12/31/2013		123201	OWN-Production	Full-Time Regular	\$ -	\$ -	\$ 1,266	\$ 296	\$ 126	\$ 42	
130	Distribution			123205	OWN-Admin & Gen	Full-Time Regular	\$ 15,828	\$ -	\$ 6,622	\$ 1,760	\$ 126	\$ 42	
131	Distribution			123205	OWN-Admin & Gen	Full-Time Regular	\$ -	\$ -	\$ 2,429	\$ 568	\$ 126	\$ 42	
132	Distribution			123205	OWN-Admin & Gen	Full-Time Regular	\$ -	\$ -	\$ 2,484	\$ 581	\$ 126	\$ 42	
133	Distribution			123206	OWN-Field Services	Full-Time Regular	\$ -	\$ -	\$ 3,082	\$ 721	\$ 126	\$ 42	
134	Distribution			123206	OWN-Field Services	Full-Time Regular	\$ -	\$ -	\$ 3,082	\$ 721	\$ 126	\$ 42	
135	Distribution			123206	OWN-Field Services	Full-Time Regular	\$ -	\$ -	\$ 3,245	\$ 759	\$ 126	\$ 42	
136	Distribution			123206	OWN-Field Services	Full-Time Regular	\$ -	\$ -	\$ 3,332	\$ 779	\$ 126	\$ 42	
137	Production			123301	OWNWW-Production	Full-Time Regular	\$ -	\$ -	\$ 3,220	\$ 753	\$ 126	\$ 42	
138	Production			120252	LEX-Pool III WTP	Full-Time Regular	\$ -	\$ -	\$ 2,115	\$ 495	\$ 126	\$ 42	
							\$ 282,326	\$ 70,482	\$ 511,890	\$ 123,849	\$ 17,320	\$ 5,779	

#####

Kentucky American Water  
 Calculation of Forecasted Labor & Labor Related Expenses  
 Including Salaries & Wages, Group Insurance, 401k, DCP, & Payroll Tax  
 Exhibits\Expense[Labor and Labor Related.xlsx]KY Forecast Labo  
 W/P - 3-1  
 W/P - 3-1a  
 W/P - 3-1b  
 W/P - 3-1c

Line No.	Schedule G Dept	Position Begin Date	Position End Date	Bus Unit	Business Unit Name	Employment Status	Medical, Dental & Vision	Employee Contribution	VEBA	Basic Life	AD&D	Long Term		Short Term		
												Disability	Term	Disability	Term	
1	A&G			120118	CORP-Human Resources	Full-Time Regular	\$ 15,091	\$ (2,557)	\$ -	\$ 186	\$ 22	\$ 148	\$ -	\$ -	\$ -	\$ -
2	A&G			120105	CORP-Admin & Gen	Full-Time Regular	\$ 19,456	\$ (3,291)	\$ -	\$ 430	\$ 61	\$ 407	\$ -	\$ -	\$ -	\$ -
3	A&G			120105	CORP-Admin & Gen	Full-Time Regular	\$ 19,456	\$ (3,291)	\$ -	\$ 430	\$ 70	\$ 466	\$ -	\$ -	\$ -	\$ -
4	A&G			120105	CORP-Admin & Gen	Full-Time Regular	\$ 15,283	\$ (2,587)	\$ -	\$ 209	\$ 25	\$ 166	\$ -	\$ -	\$ -	\$ -
5	A&G			120119	CORP-Loss Control	Full-Time Regular	\$ 6,938	\$ (1,168)	\$ -	\$ 238	\$ 28	\$ 189	\$ -	\$ -	\$ -	\$ -
6	A&G			120119	CORP-Loss Control	Full-Time Regular	\$ 19,456	\$ (3,291)	\$ -	\$ 190	\$ 23	\$ 151	\$ -	\$ -	\$ -	\$ -
7	A&G			120121	CORP-Communications	Full-Time Regular	\$ 19,456	\$ (3,291)	\$ -	\$ 337	\$ 40	\$ 268	\$ -	\$ -	\$ -	\$ -
8	A&G			120121	CORP-Communications	Full-Time Regular	\$ 19,456	\$ (3,291)	\$ -	\$ 150	\$ 18	\$ 119	\$ -	\$ -	\$ -	\$ -
9	A&G			120105	CORP-Admin & Gen	Full-Time Regular	\$ 6,938	\$ (1,168)	\$ -	\$ 168	\$ 20	\$ 134	\$ -	\$ -	\$ -	\$ -
10	A&G			120121	CORP-Communications	Full-Time Regular	\$ 19,456	\$ (3,291)	\$ -	\$ 202	\$ 24	\$ 160	\$ -	\$ -	\$ -	\$ -
11	A&G			120114	CORP-Engineering	Full-Time Regular	\$ 6,938	\$ (1,168)	\$ -	\$ 229	\$ 27	\$ 182	\$ -	\$ -	\$ -	\$ -
12	A&G			120114	CORP-Engineering	Full-Time Regular	\$ 19,456	\$ (3,291)	\$ -	\$ 169	\$ 20	\$ 134	\$ -	\$ -	\$ -	\$ -
13	A&G			120114	CORP-Engineering	Full-Time Regular	\$ 19,456	\$ (3,291)	\$ -	\$ 227	\$ 27	\$ 180	\$ -	\$ -	\$ -	\$ -
14	A&G			120114	CORP-Engineering	Full-Time Regular	\$ 6,938	\$ (1,168)	\$ -	\$ 170	\$ 20	\$ 135	\$ -	\$ -	\$ -	\$ -
15	A&G			120114	CORP-Engineering	Full-Time Regular	\$ 15,283	\$ (2,587)	\$ -	\$ 192	\$ 23	\$ 153	\$ -	\$ -	\$ -	\$ -
16	A&G			120114	CORP-Engineering	Full-Time Regular	\$ 6,938	\$ (1,168)	\$ -	\$ 281	\$ 33	\$ 223	\$ -	\$ -	\$ -	\$ -
17	A&G			120114	CORP-Engineering	Full-Time Regular	\$ 19,456	\$ (3,291)	\$ -	\$ 172	\$ 20	\$ 136	\$ -	\$ -	\$ -	\$ -
18	A&G			120114	CORP-Engineering	Full-Time Regular	\$ 19,456	\$ (3,291)	\$ -	\$ 151	\$ 18	\$ 120	\$ -	\$ -	\$ -	\$ -
19	A&G			120114	CORP-Engineering	Full-Time Regular	\$ 15,091	\$ (2,557)	\$ -	\$ 297	\$ 35	\$ 236	\$ -	\$ -	\$ -	\$ -
20	A&G			120114	CORP-Engineering	Full-Time Regular	\$ 19,456	\$ (3,291)	\$ -	\$ 170	\$ 20	\$ 135	\$ -	\$ -	\$ -	\$ -
21	Distribution		12/31/2013	120206	LEX-Field Services	Full-Time Regular	\$ 7,377	\$ (1,329)	\$ -	\$ 22	\$ 1	\$ -	\$ -	\$ -	\$ -	\$ -
22	Distribution			120206	LEX-Field Services	Full-Time Regular	\$ 17,715	\$ (3,190)	\$ -	\$ 128	\$ 3	\$ -	\$ -	\$ -	\$ -	\$ -
23	Distribution			120206	LEX-Field Services	Full-Time Regular	\$ 17,715	\$ (3,190)	\$ -	\$ 135	\$ 3	\$ -	\$ -	\$ -	\$ -	\$ -
24	Distribution			120206	LEX-Field Services	Full-Time Regular	\$ 7,296	\$ (1,369)	\$ -	\$ 128	\$ 3	\$ -	\$ -	\$ -	\$ -	\$ -
25	Distribution		8/30/2013	120206	LEX-Field Services	Full-Time Regular	\$ 1,408	\$ (253)	\$ 42	\$ 1	\$ 0	\$ -	\$ -	\$ -	\$ -	\$ -
26	Distribution			120206	LEX-Field Services	Full-Time Regular	\$ 17,715	\$ (3,190)	\$ -	\$ 142	\$ 3	\$ -	\$ -	\$ -	\$ -	\$ -
27	Distribution			120206	LEX-Field Services	Full-Time Regular	\$ 17,715	\$ (3,190)	\$ -	\$ 128	\$ 3	\$ -	\$ -	\$ -	\$ -	\$ -
28	Distribution			120206	LEX-Field Services	Full-Time Regular	\$ 17,715	\$ (3,190)	\$ -	\$ 128	\$ 3	\$ -	\$ -	\$ -	\$ -	\$ -
29	Distribution		12/31/2013	120206	LEX-Field Services	Full-Time Regular	\$ 6,509	\$ (1,177)	\$ -	\$ 22	\$ 1	\$ -	\$ -	\$ -	\$ -	\$ -
30	Distribution			120206	LEX-Field Services	Full-Time Regular	\$ 17,715	\$ (3,190)	\$ -	\$ 144	\$ 3	\$ -	\$ -	\$ -	\$ -	\$ -
31	Distribution			120206	LEX-Field Services	Full-Time Regular	\$ 19,456	\$ (3,291)	\$ -	\$ 142	\$ 17	\$ 112	\$ -	\$ -	\$ -	\$ -
32	Distribution			120206	LEX-Field Services	Full-Time Regular	\$ -	\$ -	\$ -	\$ 150	\$ 18	\$ 119	\$ -	\$ -	\$ -	\$ -
33	Distribution			120206	LEX-Field Services	Full-Time Regular	\$ 19,456	\$ (3,291)	\$ -	\$ 120	\$ 14	\$ 95	\$ -	\$ -	\$ -	\$ -
34	Distribution			120206	LEX-Field Services	Full-Time Regular	\$ 19,456	\$ (3,291)	\$ -	\$ 138	\$ 16	\$ 109	\$ -	\$ -	\$ -	\$ -
35	Distribution			120206	LEX-Field Services	Full-Time Regular	\$ 6,938	\$ (1,168)	\$ -	\$ 120	\$ 14	\$ 95	\$ -	\$ -	\$ -	\$ -
37	Distribution			120206	LEX-Field Services	Full-Time Regular	\$ 19,456	\$ (3,291)	\$ -	\$ 140	\$ 17	\$ 111	\$ -	\$ -	\$ -	\$ -
38	Distribution			120206	LEX-Field Services	Full-Time Regular	\$ 15,283	\$ (2,587)	\$ -	\$ 129	\$ 15	\$ 102	\$ -	\$ -	\$ -	\$ -
39	Distribution			120206	LEX-Field Services	Full-Time Regular	\$ 17,715	\$ (3,190)	\$ 500	\$ 135	\$ 3	\$ -	\$ -	\$ -	\$ -	\$ -
40	Distribution			120206	LEX-Field Services	Full-Time Regular	\$ 17,715	\$ (3,190)	\$ -	\$ 135	\$ 3	\$ -	\$ -	\$ -	\$ -	\$ -
41	Distribution			120206	LEX-Field Services	Full-Time Regular	\$ 7,296	\$ (1,369)	\$ 500	\$ 135	\$ 3	\$ -	\$ -	\$ -	\$ -	\$ -
42	Distribution			120206	LEX-Field Services	Full-Time Regular	\$ 7,296	\$ (1,369)	\$ -	\$ 135	\$ 3	\$ -	\$ -	\$ -	\$ -	\$ -
43	Distribution			120206	LEX-Field Services	Full-Time Regular	\$ 17,715	\$ (3,190)	\$ 500	\$ 135	\$ 3	\$ -	\$ -	\$ -	\$ -	\$ -
44	Distribution			120206	LEX-Field Services	Full-Time Regular	\$ 7,296	\$ (1,369)	\$ 500	\$ 135	\$ 3	\$ -	\$ -	\$ -	\$ -	\$ -
45	Distribution			120206	LEX-Field Services	Full-Time Regular	\$ 17,715	\$ (3,190)	\$ -	\$ 135	\$ 3	\$ -	\$ -	\$ -	\$ -	\$ -
46	Distribution			120206	LEX-Field Services	Full-Time Regular	\$ 17,715	\$ (3,190)	\$ 500	\$ 135	\$ 3	\$ -	\$ -	\$ -	\$ -	\$ -
47	Distribution			120206	LEX-Field Services	Full-Time Regular	\$ 17,715	\$ (3,190)	\$ 500	\$ 135	\$ 3	\$ -	\$ -	\$ -	\$ -	\$ -
48	Distribution			120206	LEX-Field Services	Full-Time Regular	\$ 17,715	\$ (3,190)	\$ -	\$ 135	\$ 3	\$ -	\$ -	\$ -	\$ -	\$ -

Kentucky American Water  
**Calculation of Forecasted Labor & Labor Related Expenses**  
 Including Salaries & Wages, Group Insurance, 401k, DCP, & Payroll Tax  
 Exhibits\Expense[Labor and Labor Related.xlsx]KY Forecast Labo  
 W/P - 3-1  
 W/P - 3-1a  
 W/P - 3-1b  
 W/P - 3-1c

Line No.	Schedule G Dept	Position Begin Date	Position End Date	Bus Unit	Business Unit Name	Employment Status	Medical, Dental & Vision	Employee Contribution	VEBA	Basic Life	AD&D	Long Term Disability		Short Term Disability	
												5F	5G	5E	5D
49	Distribution			120206	LEX-Field Services	Full-Time Regular	\$ 17,715	\$ (3,190)	\$ 500	\$ 135	\$ 3	\$ -	\$ -	\$ -	\$ 29
50	Distribution			120206	LEX-Field Services	Full-Time Regular	\$ 15,630	\$ (2,826)	\$ -	\$ 135	\$ 3	\$ -	\$ -	\$ -	\$ 29
51	Distribution			120206	LEX-Field Services	Full-Time Regular	\$ 17,715	\$ (3,190)	\$ -	\$ 138	\$ 3	\$ -	\$ -	\$ -	\$ 29
52	Distribution			120206	LEX-Field Services	Full-Time Regular	\$ 17,715	\$ (3,190)	\$ 500	\$ 138	\$ 3	\$ -	\$ -	\$ -	\$ 29
53	Distribution			120201	LEX-Production	Full-Time Regular	\$ 17,715	\$ (3,190)	\$ -	\$ 144	\$ 3	\$ -	\$ -	\$ -	\$ 29
54	Distribution			120206	LEX-Field Services	Full-Time Regular	\$ 17,715	\$ (3,190)	\$ -	\$ 142	\$ 3	\$ -	\$ -	\$ -	\$ 29
55	Distribution			120206	LEX-Field Services	Full-Time Regular	\$ 17,715	\$ (3,190)	\$ -	\$ 142	\$ 3	\$ -	\$ -	\$ -	\$ 29
56	Distribution			120206	LEX-Field Services	Full-Time Regular	\$ 7,296	\$ (1,369)	\$ -	\$ 142	\$ 3	\$ -	\$ -	\$ -	\$ 29
57	Distribution			120206	LEX-Field Services	Full-Time Regular	\$ 17,715	\$ (3,190)	\$ -	\$ 142	\$ 3	\$ -	\$ -	\$ -	\$ 29
58	Distribution			120206	LEX-Field Services	Full-Time Regular	\$ 17,715	\$ (3,190)	\$ -	\$ 142	\$ 3	\$ -	\$ -	\$ -	\$ 29
59	Distribution			120206	LEX-Field Services	Full-Time Regular	\$ 17,715	\$ (3,190)	\$ -	\$ 142	\$ 3	\$ -	\$ -	\$ -	\$ 29
60	Distribution			120206	LEX-Field Services	Full-Time Regular	\$ 17,715	\$ (3,190)	\$ -	\$ 142	\$ 3	\$ -	\$ -	\$ -	\$ 29
61	Distribution			120206	LEX-Field Services	Full-Time Regular	\$ 17,715	\$ (3,190)	\$ -	\$ 142	\$ 3	\$ -	\$ -	\$ -	\$ 29
62	Distribution			120206	LEX-Field Services	Full-Time Regular	\$ 17,715	\$ (3,190)	\$ -	\$ 142	\$ 3	\$ -	\$ -	\$ -	\$ 29
63	Distribution			120206	LEX-Field Services	Full-Time Regular	\$ 17,715	\$ (3,190)	\$ -	\$ 142	\$ 3	\$ -	\$ -	\$ -	\$ 29
64	Distribution			120206	LEX-Field Services	Full-Time Regular	\$ 17,715	\$ (3,190)	\$ -	\$ 142	\$ 3	\$ -	\$ -	\$ -	\$ 29
65	Distribution			120206	LEX-Field Services	Full-Time Regular	\$ 17,715	\$ (3,190)	\$ -	\$ 142	\$ 3	\$ -	\$ -	\$ -	\$ 29
66	Distribution			120206	LEX-Field Services	Full-Time Regular	\$ 19,456	\$ (3,291)	\$ -	\$ 404	\$ 48	\$ 321	\$ 148	\$ 29	\$ 29
67	Distribution			120206	LEX-Field Services	Full-Time Regular	\$ 15,974	\$ (2,713)	\$ -	\$ 186	\$ 22	\$ 148	\$ 29	\$ 29	\$ 29
68	Distribution			120206	LEX-Field Services	Full-Time Regular	\$ 6,938	\$ (1,168)	\$ -	\$ 191	\$ 23	\$ 152	\$ 29	\$ 29	\$ 29
69	Distribution			120206	LEX-Field Services	Full-Time Regular	\$ 15,091	\$ (2,557)	\$ -	\$ 209	\$ 25	\$ 166	\$ 29	\$ 29	\$ 29
70	Distribution			120206	LEX-Field Services	Full-Time Regular	\$ 19,456	\$ (3,291)	\$ -	\$ 232	\$ 28	\$ 184	\$ 29	\$ 29	\$ 29
71	Distribution			120206	LEX-Field Services	Full-Time Regular	\$ 15,283	\$ (2,587)	\$ -	\$ 291	\$ 35	\$ 231	\$ 29	\$ 29	\$ 29
72	Distribution			120206	LEX-Field Services	Full-Time Regular	\$ 19,456	\$ (3,291)	\$ -	\$ 279	\$ 33	\$ 222	\$ 29	\$ 29	\$ 29
73	Distribution			120206	LEX-Field Services	Full-Time Regular	\$ 19,456	\$ (3,291)	\$ -	\$ 257	\$ 31	\$ 204	\$ 29	\$ 29	\$ 29
74	Distribution			120206	LEX-Field Services	Full-Time Regular	\$ -	\$ -	\$ -	\$ 216	\$ 26	\$ 172	\$ 29	\$ 29	\$ 29
75	Distribution			120206	LEX-Field Services	Full-Time Regular	\$ 17,715	\$ (3,190)	\$ -	\$ 128	\$ 3	\$ -	\$ -	\$ -	\$ 29
76	Distribution			120206	LEX-Field Services	Full-Time Regular	\$ 17,715	\$ (3,190)	\$ 500	\$ 128	\$ 3	\$ -	\$ -	\$ -	\$ 29
77	Distribution			120206	LEX-Field Services	Full-Time Regular	\$ 17,715	\$ (3,190)	\$ -	\$ 128	\$ 3	\$ -	\$ -	\$ -	\$ 29
78	Distribution			120206	LEX-Field Services	Full-Time Regular	\$ 15,630	\$ (2,826)	\$ -	\$ 128	\$ 3	\$ -	\$ -	\$ -	\$ 29
79	Distribution			120206	LEX-Field Services	Full-Time Regular	\$ 17,715	\$ (3,190)	\$ 500	\$ 128	\$ 3	\$ -	\$ -	\$ -	\$ 29
80	Distribution			120206	LEX-Field Services	Full-Time Regular	\$ 17,715	\$ (3,190)	\$ 500	\$ 128	\$ 3	\$ -	\$ -	\$ -	\$ 29
81	Distribution			120206	LEX-Field Services	Full-Time Regular	\$ 15,630	\$ (2,826)	\$ -	\$ 128	\$ 3	\$ -	\$ -	\$ -	\$ 29
82	Distribution			120206	LEX-Field Services	Full-Time Regular	\$ 17,715	\$ (3,190)	\$ 500	\$ 128	\$ 3	\$ -	\$ -	\$ -	\$ 29
83	Distribution			120206	LEX-Field Services	Full-Time Regular	\$ 17,715	\$ (3,190)	\$ 500	\$ 128	\$ 3	\$ -	\$ -	\$ -	\$ 29
84	Distribution			120206	LEX-Field Services	Full-Time Regular	\$ 7,296	\$ (1,369)	\$ 500	\$ 128	\$ 3	\$ -	\$ -	\$ -	\$ 29
85	Distribution			120206	LEX-Field Services	Full-Time Regular	\$ 17,715	\$ (3,190)	\$ 500	\$ 128	\$ 3	\$ -	\$ -	\$ -	\$ 29
86	Distribution			120206	LEX-Field Services	Full-Time Regular	\$ 17,715	\$ (3,190)	\$ 500	\$ 128	\$ 3	\$ -	\$ -	\$ -	\$ 29
87	Production			120217	LEX-Water Quality	Full-Time Regular	\$ 6,938	\$ (1,168)	\$ -	\$ 174	\$ 21	\$ 138	\$ 29	\$ 29	\$ 29
88	Production			120217	LEX-Water Quality	Full-Time Regular	\$ 6,938	\$ (1,168)	\$ -	\$ 212	\$ 25	\$ 168	\$ 29	\$ 29	\$ 29
89	Production			120217	LEX-Water Quality	Full-Time Regular	\$ 6,938	\$ (1,168)	\$ -	\$ 189	\$ 22	\$ 150	\$ 29	\$ 29	\$ 29
90	Production			120201	LEX-Production	Full-Time Regular	\$ 19,456	\$ (3,291)	\$ -	\$ 270	\$ 32	\$ 214	\$ 29	\$ 29	\$ 29
91	Production			120201	LEX-Production	Full-Time Regular	\$ 15,283	\$ (2,587)	\$ -	\$ 155	\$ 18	\$ 123	\$ 29	\$ 29	\$ 29
92	Production			120201	LEX-Production	Full-Time Regular	\$ 17,715	\$ (3,190)	\$ -	\$ 144	\$ 3	\$ -	\$ -	\$ -	\$ 29
93	Production			120201	LEX-Production	Full-Time Regular	\$ 17,715	\$ (3,190)	\$ 500	\$ 144	\$ 3	\$ -	\$ -	\$ -	\$ 29
94	Production			120201	LEX-Production	Full-Time Regular	\$ 17,715	\$ (3,190)	\$ -	\$ 144	\$ 3	\$ -	\$ -	\$ -	\$ 29
95	Production			120201	LEX-Production	Full-Time Regular	\$ 15,630	\$ (2,826)	\$ -	\$ 144	\$ 3	\$ -	\$ -	\$ -	\$ 29
96	Production			120201	LEX-Production	Full-Time Regular	\$ 19,456	\$ (3,291)	\$ -	\$ 296	\$ 35	\$ 235	\$ 29	\$ 29	\$ 29

Kentucky American Water  
**Calculation of Forecasted Labor & Labor Related Expenses**  
 Including Salaries & Wages, Group Insurance, 401k, DCP, & Payroll Tax  
 Exhibits\Expense[Labor and Labor Related.xlsx]KY Forecast Labo  
 W/P - 3-1  
 W/P - 3-1a  
 W/P - 3-1b  
 W/P - 3-1c

Line No.	Schedule G Dept	Position Begin Date	Position End Date	Bus Unit	Business Unit Name	Employment Status	Medical, Dental & Vision	Employee Contribution	VEBA	Basic Life	AD&D	Long Term		Short Term	
												Disability	Term	Disability	Term
97	Production			120201	LEX-Production	Full-Time Regular	\$ 19,456	\$ (3,291)	\$ -	\$ 219	\$ 26	\$ 174	\$ 174	\$ 29	\$ 29
98	Production			120201	LEX-Production	Full-Time Regular	\$ 6,938	\$ (1,168)	\$ -	\$ 189	\$ 23	\$ 150	\$ 150	\$ 29	\$ 29
99	Production			120201	LEX-Production	Full-Time Regular	\$ 19,456	\$ (3,291)	\$ -	\$ 191	\$ 23	\$ 152	\$ 152	\$ 29	\$ 29
100	Production			120201	LEX-Production	Full-Time Regular	\$ 6,938	\$ (1,168)	\$ -	\$ 254	\$ 30	\$ 202	\$ 202	\$ 29	\$ 29
101	Production			120201	LEX-Production	Full-Time Regular	\$ 6,938	\$ (1,168)	\$ -	\$ 228	\$ 27	\$ 181	\$ 181	\$ 29	\$ 29
102	Production			120201	LEX-Production	Full-Time Regular	\$ 7,296	\$ (1,369)	\$ -	\$ 150	\$ 3	\$ -	\$ -	\$ 29	\$ 29
103	Production			120201	LEX-Production	Full-Time Regular	\$ 7,296	\$ (1,369)	\$ -	\$ 148	\$ 3	\$ -	\$ -	\$ 29	\$ 29
104	Production			120201	LEX-Production	Full-Time Regular	\$ 17,715	\$ (3,190)	\$ -	\$ 144	\$ 3	\$ -	\$ -	\$ 29	\$ 29
105	Production			120201	LEX-Production	Full-Time Regular	\$ 17,715	\$ (3,190)	\$ -	\$ 148	\$ 3	\$ -	\$ -	\$ 29	\$ 29
106	Production			120201	LEX-Production	Full-Time Regular	\$ 17,715	\$ (3,190)	\$ -	\$ 148	\$ 3	\$ -	\$ -	\$ 29	\$ 29
107	Production			120201	LEX-Production	Full-Time Regular	\$ 17,715	\$ (3,190)	\$ -	\$ 149	\$ 3	\$ -	\$ -	\$ 29	\$ 29
108	Production			120201	LEX-Production	Full-Time Regular	\$ 7,296	\$ (1,369)	\$ 500	\$ 150	\$ 3	\$ -	\$ -	\$ 29	\$ 29
109	Production			120201	LEX-Production	Full-Time Regular	\$ 17,715	\$ (3,190)	\$ -	\$ 144	\$ 3	\$ -	\$ -	\$ 29	\$ 29
110	Production			120201	LEX-Production	Full-Time Regular	\$ 17,715	\$ (3,190)	\$ -	\$ 144	\$ 3	\$ -	\$ -	\$ 29	\$ 29
111	Production			120201	LEX-Production	Full-Time Regular	\$ 17,715	\$ (3,190)	\$ -	\$ 140	\$ 3	\$ -	\$ -	\$ 29	\$ 29
112	Production			120201	LEX-Production	Full-Time Regular	\$ 15,630	\$ (2,826)	\$ -	\$ 149	\$ 3	\$ -	\$ -	\$ 29	\$ 29
113	Production			120201	LEX-Production	Full-Time Regular	\$ 7,296	\$ (1,369)	\$ 500	\$ 137	\$ 3	\$ -	\$ -	\$ 29	\$ 29
114	Production			120201	LEX-Production	Full-Time Regular	\$ 7,296	\$ (1,369)	\$ 500	\$ 141	\$ 3	\$ -	\$ -	\$ 29	\$ 29
115	Production			120201	LEX-Production	Full-Time Regular	\$ 960	\$ (301)	\$ -	\$ 139	\$ 3	\$ -	\$ -	\$ 29	\$ 29
116	Production			120201	LEX-Production	Full-Time Regular	\$ 17,715	\$ (3,190)	\$ -	\$ 135	\$ 3	\$ -	\$ -	\$ 29	\$ 29
117	Production			120252	LEX-Pool III WTP	Full-Time Regular	\$ 15,283	\$ (2,587)	\$ -	\$ 165	\$ 20	\$ 131	\$ 131	\$ 29	\$ 29
118	Production			120252	LEX-Pool III WTP	Full-Time Regular	\$ 19,456	\$ (3,291)	\$ -	\$ 165	\$ 20	\$ 131	\$ 131	\$ 29	\$ 29
119	Production			120252	LEX-Pool III WTP	Full-Time Regular	\$ 19,456	\$ (3,291)	\$ -	\$ 189	\$ 22	\$ 150	\$ 150	\$ 29	\$ 29
120	Production			120252	LEX-Pool III WTP	Full-Time Regular	\$ 15,974	\$ (2,713)	\$ -	\$ 173	\$ 21	\$ 137	\$ 137	\$ 29	\$ 29
121	Production			120252	LEX-Pool III WTP	Full-Time Regular	\$ 15,283	\$ (2,587)	\$ -	\$ 170	\$ 20	\$ 135	\$ 135	\$ 29	\$ 29
122	Production			120252	LEX-Pool III WTP	Full-Time Regular	\$ 19,456	\$ (3,291)	\$ -	\$ 162	\$ 19	\$ 128	\$ 128	\$ 29	\$ 29
123	Production			120252	LEX-Pool III WTP	Full-Time Regular	\$ 15,283	\$ (2,587)	\$ -	\$ 225	\$ 27	\$ 179	\$ 179	\$ 29	\$ 29
124	Production			120252	LEX-Pool III WTP	Full-Time Regular	\$ -	\$ -	\$ -	\$ 168	\$ 20	\$ 133	\$ 133	\$ 29	\$ 29
125	Production			123201	OWN-Production	Full-Time Regular	\$ 19,456	\$ (3,291)	\$ -	\$ 71	\$ 8	\$ 138	\$ 138	\$ 12	\$ 12
126	Production	12/31/2013		123201	OWN-Production	Full-Time Regular	\$ 2,889	\$ (486)	\$ -	\$ 25	\$ 3	\$ 49	\$ 49	\$ 12	\$ 12
127	Production	12/31/2013		123201	OWN-Production	Full-Time Regular	\$ 373	\$ (120)	\$ -	\$ 25	\$ 3	\$ 49	\$ 49	\$ 12	\$ 12
128	Production	12/31/2013		123201	OWN-Production	Full-Time Regular	\$ 8,102	\$ (1,370)	\$ -	\$ 26	\$ 3	\$ 50	\$ 50	\$ 12	\$ 12
129	Production	12/31/2013		123201	OWN-Production	Full-Time Regular	\$ 6,365	\$ (1,077)	\$ -	\$ 25	\$ 3	\$ 49	\$ 49	\$ 12	\$ 12
130	Distribution			123205	OWN-Admin & Gen	Full-Time Regular	\$ 15,091	\$ (2,557)	\$ -	\$ 340	\$ 41	\$ 270	\$ 270	\$ 29	\$ 29
131	Distribution			123205	OWN-Admin & Gen	Full-Time Regular	\$ 7,475	\$ (1,344)	\$ -	\$ 120	\$ 14	\$ 95	\$ 95	\$ 29	\$ 29
132	Distribution			123205	OWN-Admin & Gen	Full-Time Regular	\$ 19,456	\$ (3,291)	\$ -	\$ 123	\$ 15	\$ 97	\$ 97	\$ 29	\$ 29
133	Distribution			123206	OWN-Field Services	Full-Time Regular	\$ 7,680	\$ (1,407)	\$ -	\$ 140	\$ 17	\$ 111	\$ 111	\$ 29	\$ 29
134	Distribution			123206	OWN-Field Services	Full-Time Regular	\$ 19,456	\$ (3,291)	\$ -	\$ 140	\$ 17	\$ 111	\$ 111	\$ 29	\$ 29
135	Distribution			123206	OWN-Field Services	Full-Time Regular	\$ 19,456	\$ (3,291)	\$ -	\$ 148	\$ 18	\$ 117	\$ 117	\$ 29	\$ 29
136	Distribution			123206	OWN-Field Services	Full-Time Regular	\$ 15,283	\$ (2,587)	\$ -	\$ 152	\$ 18	\$ 120	\$ 120	\$ 29	\$ 29
137	Production			123301	OWNWW-Production	Full-Time Regular	\$ 19,456	\$ (3,291)	\$ -	\$ 151	\$ 18	\$ 120	\$ 120	\$ 29	\$ 29
138	Production			120252	LEX-Pool III WTP	Full-Time Regular	\$ 8,724	\$ (1,478)	\$ -	\$ 63	\$ 7	\$ 50	\$ 50	\$ 17	\$ 17
<b>Sum</b>							<b>\$ 2,009,240</b>	<b>\$ (352,096)</b>	<b>\$ 10,042</b>	<b>\$ 22,272</b>	<b>\$ 1,777</b>	<b>\$ 10,917</b>	<b>\$ 10,917</b>	<b>\$ 3,817</b>	<b>\$ 3,817</b>

Kentucky American Water  
**Calculation of Forecasted Labor & Labor Related Expenses**  
 Including Salaries & Wages, Group Insurance, 401k, DCP, & Payroll Tax  
 Exhibits\Expense[Labor and Labor Related.xlsx]KY Forecast Labo  
 W/P - 3-1  
 W/P - 3-1a  
 W/P - 3-1b  
 W/P - 5-3

Line No.	Schedule G Dept	Position Begin Date	Position End Date	Bus Unit	Business Unit Name	Employment Status	Water %	O&M %	Water O&M Labor	Water O & M 401(k)	Water O & M DCP	Water O & M Payroll Taxes	Water O & M Group Insurance	Water Incentive Compensation	1	2A	2B	4	5	3	
																					Net Water O&M Labor-Related Expense (Excluding Pension & OPEB):
1	A&G	12/01/18		120118	CORP-Human Resources	Full-Time Regular	100.0%	100.0%	\$ 57,805	\$ 1,857	\$ 3,035	\$ 5,032	\$ 12,919	\$ 5,781							
2	A&G	12/01/05		120105	CORP-Admin & Gen	Full-Time Regular	100.0%	90.0%	\$ 142,963	\$ 3,574	\$ -	\$ 8,598	\$ 15,383	\$ 5,781							
3	A&G	12/01/05		120105	CORP-Admin & Gen	Full-Time Regular	100.0%	95.0%	\$ 172,891	\$ 4,322	\$ -	\$ 9,709	\$ 16,302	\$ 109,194							
4	A&G	12/01/05		120105	CORP-Admin & Gen	Full-Time Regular	100.0%	100.0%	\$ 64,928	\$ 1,623	\$ -	\$ 5,135	\$ 13,125	\$ -							
5	A&G	12/01/19		120119	CORP-Loss Control	Full-Time Regular	100.0%	50.0%	\$ 36,845	\$ -	\$ 1,934	\$ 3,184	\$ 3,126	\$ 7,369							
6	A&G	12/01/19		120119	CORP-Loss Control	Full-Time Regular	100.0%	0.0%	\$ -	\$ -	\$ -	\$ -	\$ -	\$ -							
7	A&G	12/01/21		120121	CORP-Communications	Full-Time Regular	100.0%	100.0%	\$ 104,518	\$ 2,613	\$ -	\$ 8,532	\$ 16,839	\$ 15,678							
8	A&G	12/01/21		120121	CORP-Communications	Full-Time Regular	100.0%	100.0%	\$ 46,913	\$ 469	\$ 2,445	\$ 3,757	\$ 16,481	\$ -							
9	A&G	12/01/05		120105	CORP-Admin & Gen	Full-Time Regular	100.0%	75.0%	\$ 39,165	\$ 1,567	\$ 2,056	\$ 3,122	\$ 4,590	\$ -							
10	A&G	12/01/21		120121	CORP-Communications	Full-Time Regular	100.0%	100.0%	\$ 62,665	\$ 2,632	\$ 3,290	\$ 5,202	\$ 16,581	\$ 3,133							
11	A&G	12/01/14		120114	CORP-Engineering	Full-Time Regular	99.4%	0.0%	\$ -	\$ -	\$ -	\$ -	\$ -	\$ -							
12	A&G	12/01/14		120114	CORP-Engineering	Full-Time Regular	100.0%	0.0%	\$ -	\$ -	\$ -	\$ -	\$ -	\$ -							
13	A&G	12/01/14		120114	CORP-Engineering	Full-Time Regular	100.0%	0.0%	\$ -	\$ -	\$ -	\$ -	\$ -	\$ -							
14	A&G	12/01/14		120114	CORP-Engineering	Full-Time Regular	100.0%	0.0%	\$ -	\$ -	\$ -	\$ -	\$ -	\$ -							
15	A&G	12/01/14		120114	CORP-Engineering	Full-Time Regular	100.0%	0.0%	\$ -	\$ -	\$ -	\$ -	\$ -	\$ -							
16	A&G	12/01/14		120114	CORP-Engineering	Full-Time Regular	100.0%	0.0%	\$ -	\$ -	\$ -	\$ -	\$ -	\$ -							
17	A&G	12/01/14		120114	CORP-Engineering	Full-Time Regular	100.0%	0.0%	\$ -	\$ -	\$ -	\$ -	\$ -	\$ -							
18	A&G	12/01/14		120114	CORP-Engineering	Full-Time Regular	100.0%	0.0%	\$ -	\$ -	\$ -	\$ -	\$ -	\$ -							
19	A&G	12/01/14		120114	CORP-Engineering	Full-Time Regular	99.4%	0.0%	\$ -	\$ -	\$ -	\$ -	\$ -	\$ -							
20	A&G	12/01/14		120114	CORP-Engineering	Full-Time Regular	100.0%	0.0%	\$ -	\$ -	\$ -	\$ -	\$ -	\$ -							
21	Distribution		12/31/2013	120206	LEX-Field Services	Full-Time Regular	100.0%	90.0%	\$ 19,059	\$ -	\$ 933	\$ 1,609	\$ 5,475	\$ -							
22	Distribution		120206	120206	LEX-Field Services	Full-Time Regular	100.0%	90.0%	\$ 45,970	\$ 1,073	\$ -	\$ 3,668	\$ 13,216	\$ -							
23	Distribution		120206	120206	LEX-Field Services	Full-Time Regular	100.0%	90.0%	\$ 48,470	\$ -	\$ -	\$ 3,859	\$ 13,222	\$ -							
24	Distribution		120206	120206	LEX-Field Services	Full-Time Regular	100.0%	90.0%	\$ 45,970	\$ -	\$ -	\$ 3,668	\$ 5,478	\$ -							
25	Distribution		8/30/2013	120206	LEX-Field Services	Full-Time Regular	100.0%	93.3%	\$ 3,881	\$ -	\$ 193	\$ 375	\$ 1,119	\$ -							
26	Distribution		120206	120206	LEX-Field Services	Full-Time Regular	100.0%	90.0%	\$ 50,782	\$ 1,185	\$ -	\$ 4,036	\$ 13,228	\$ -							
27	Distribution		120206	120206	LEX-Field Services	Full-Time Regular	100.0%	90.0%	\$ 45,970	\$ -	\$ 2,254	\$ 3,668	\$ 13,216	\$ -							
28	Distribution		120206	120206	LEX-Field Services	Full-Time Regular	100.0%	90.0%	\$ 45,970	\$ -	\$ -	\$ 3,668	\$ 13,216	\$ -							
29	Distribution		12/31/2013	120206	LEX-Field Services	Full-Time Regular	100.0%	90.0%	\$ 19,059	\$ 519	\$ 933	\$ 1,609	\$ 4,830	\$ -							
30	Distribution		120206	120206	LEX-Field Services	Full-Time Regular	100.0%	98.0%	\$ 56,586	\$ 1,312	\$ -	\$ 4,493	\$ 14,406	\$ -							
31	Distribution		120206	120206	LEX-Field Services	Full-Time Regular	100.0%	100.0%	\$ 50,066	\$ 1,502	\$ 2,305	\$ 3,998	\$ 16,465	\$ -							
32	Distribution		120206	120206	LEX-Field Services	Full-Time Regular	100.0%	100.0%	\$ 50,515	\$ 2,021	\$ 2,440	\$ 4,032	\$ 315	\$ -							
33	Distribution		120206	120206	LEX-Field Services	Full-Time Regular	100.0%	80.0%	\$ 32,638	\$ 979	\$ 1,560	\$ 2,631	\$ 13,139	\$ -							
34	Distribution		120206	120206	LEX-Field Services	Full-Time Regular	100.0%	100.0%	\$ 46,911	\$ 1,642	\$ 2,242	\$ 3,757	\$ 16,458	\$ -							
35	Distribution		120206	120206	LEX-Field Services	Full-Time Regular	100.0%	89.2%	\$ 36,005	\$ 1,051	\$ 1,739	\$ 2,904	\$ 14,644	\$ -							
36	Distribution		120206	120206	LEX-Field Services	Full-Time Regular	100.0%	100.0%	\$ 40,282	\$ -	\$ 1,945	\$ 3,250	\$ 6,027	\$ -							
37	Distribution		120206	120206	LEX-Field Services	Full-Time Regular	100.0%	100.0%	\$ 47,252	\$ -	\$ -	\$ 3,783	\$ 16,462	\$ -							
38	Distribution		120206	120206	LEX-Field Services	Full-Time Regular	100.0%	50.0%	\$ 21,734	\$ 869	\$ 1,050	\$ 1,747	\$ 6,486	\$ -							
39	Distribution		120206	120206	LEX-Field Services	Full-Time Regular	100.0%	85.0%	\$ 49,939	\$ 855	\$ 2,245	\$ 3,963	\$ 12,913	\$ -							
40	Distribution		120206	120206	LEX-Field Services	Full-Time Regular	100.0%	85.0%	\$ 49,939	\$ -	\$ 2,245	\$ 3,963	\$ 12,488	\$ -							
41	Distribution		120206	120206	LEX-Field Services	Full-Time Regular	100.0%	85.0%	\$ 49,939	\$ 1,710	\$ 2,245	\$ 3,963	\$ 5,605	\$ -							
42	Distribution		120206	120206	LEX-Field Services	Full-Time Regular	100.0%	85.0%	\$ 49,939	\$ 1,710	\$ 2,245	\$ 3,963	\$ 5,180	\$ -							
43	Distribution		120206	120206	LEX-Field Services	Full-Time Regular	100.0%	85.0%	\$ 49,939	\$ 1,710	\$ 2,245	\$ 3,963	\$ 12,913	\$ -							
44	Distribution		120206	120206	LEX-Field Services	Full-Time Regular	100.0%	85.0%	\$ 49,939	\$ 1,283	\$ 2,245	\$ 3,963	\$ 5,605	\$ -							
45	Distribution		120206	120206	LEX-Field Services	Full-Time Regular	100.0%	85.0%	\$ 49,939	\$ -	\$ -	\$ 3,963	\$ 12,488	\$ -							
46	Distribution		120206	120206	LEX-Field Services	Full-Time Regular	100.0%	85.0%	\$ 49,939	\$ 1,710	\$ 2,245	\$ 3,963	\$ 12,913	\$ -							
47	Distribution		120206	120206	LEX-Field Services	Full-Time Regular	100.0%	85.0%	\$ 49,939	\$ -	\$ 2,245	\$ 3,963	\$ 12,913	\$ -							
48	Distribution		120206	120206	LEX-Field Services	Full-Time Regular	100.0%	85.0%	\$ 49,939	\$ 1,710	\$ 2,245	\$ 3,963	\$ 12,488	\$ -							

Kentucky American Water  
**Calculation of Forecasted Labor & Labor Related Expenses**  
 Including Salaries & Wages, Group Insurance, 401k, DCP, & Payroll Tax  
 Exhibits\Expense[Labor and Labor Related.xlsx]KY Forecast Labo

W/P - 3-1  
 W/P - 3-1a  
 W/P - 3-1b  
 W/P - 3-1c

Line No.	Schedule G Dept	Position Begin Date	Position End Date	Bus Unit	Business Unit Name	Employment Status	Water %	O&M %	Water O&M Labor	Water O & M 401(k)	Water O & M DCP	Water O & M Payroll Taxes	Water O & M Insurance	Water Incentive Compensation
49	Distribution			120206	LEX-Field Services	Full-Time Regular	100.0%	85.0%	\$ 49,939	\$ 1,710	\$ 2,245	\$ 3,963	\$ 12,913	\$ -
50	Distribution			120206	LEX-Field Services	Full-Time Regular	100.0%	85.0%	\$ 49,939	\$ 1,248	\$ 2,245	\$ 3,963	\$ 11,025	\$ -
51	Distribution			120206	LEX-Field Services	Full-Time Regular	100.0%	75.0%	\$ 51,688	\$ 966	\$ -	\$ 4,080	\$ 11,021	\$ -
52	Distribution			120206	LEX-Field Services	Full-Time Regular	100.0%	75.0%	\$ 52,519	\$ -	\$ 2,028	\$ 4,144	\$ 11,396	\$ -
53	Distribution			120201	LEX-Production	Full-Time Regular	99.9%	75.0%	\$ 46,432	\$ -	\$ -	\$ 3,678	\$ 11,010	\$ -
54	Distribution			120206	LEX-Field Services	Full-Time Regular	100.0%	95.0%	\$ 60,201	\$ -	\$ -	\$ 4,765	\$ 13,963	\$ -
55	Distribution			120206	LEX-Field Services	Full-Time Regular	100.0%	95.0%	\$ 60,201	\$ 1,251	\$ -	\$ 4,765	\$ 13,963	\$ -
56	Distribution			120206	LEX-Field Services	Full-Time Regular	100.0%	95.0%	\$ 60,201	\$ 751	\$ -	\$ 4,765	\$ 5,795	\$ -
57	Distribution			120206	LEX-Field Services	Full-Time Regular	100.0%	95.0%	\$ 60,201	\$ 1,251	\$ -	\$ 4,765	\$ 13,963	\$ -
58	Distribution			120206	LEX-Field Services	Full-Time Regular	100.0%	95.0%	\$ 60,201	\$ 1,251	\$ -	\$ 4,765	\$ 13,963	\$ -
59	Distribution			120206	LEX-Field Services	Full-Time Regular	100.0%	95.0%	\$ 60,201	\$ 1,251	\$ -	\$ 4,765	\$ 13,963	\$ -
60	Distribution			120206	LEX-Field Services	Full-Time Regular	100.0%	95.0%	\$ 60,201	\$ 1,251	\$ -	\$ 4,765	\$ 13,963	\$ -
61	Distribution			120206	LEX-Field Services	Full-Time Regular	100.0%	95.0%	\$ 60,201	\$ 751	\$ -	\$ 4,765	\$ 13,963	\$ -
62	Distribution			120206	LEX-Field Services	Full-Time Regular	100.0%	95.0%	\$ 60,201	\$ -	\$ -	\$ 4,765	\$ 13,963	\$ -
63	Distribution			120206	LEX-Field Services	Full-Time Regular	100.0%	95.0%	\$ 60,201	\$ 1,251	\$ -	\$ 4,765	\$ 13,963	\$ -
64	Distribution			120206	LEX-Field Services	Full-Time Regular	100.0%	95.0%	\$ 60,201	\$ 1,001	\$ -	\$ 4,765	\$ 13,963	\$ -
65	Distribution			120206	LEX-Field Services	Full-Time Regular	100.0%	95.0%	\$ 60,201	\$ 1,251	\$ -	\$ 4,765	\$ 13,963	\$ -
66	Distribution			120206	LEX-Field Services	Full-Time Regular	100.0%	95.0%	\$ 118,956	\$ 5,710	\$ 6,245	\$ 8,520	\$ 16,118	\$ 25,043
67	Distribution			120206	LEX-Field Services	Full-Time Regular	100.0%	92.0%	\$ 63,320	\$ 1,328	\$ -	\$ 4,999	\$ 12,555	\$ -
68	Distribution			120206	LEX-Field Services	Full-Time Regular	100.0%	50.0%	\$ 31,483	\$ -	\$ -	\$ 2,492	\$ 3,082	\$ -
69	Distribution			120206	LEX-Field Services	Full-Time Regular	100.0%	50.0%	\$ 32,426	\$ 947	\$ 1,702	\$ 2,565	\$ 6,481	\$ -
70	Distribution			120206	LEX-Field Services	Full-Time Regular	100.0%	85.0%	\$ 61,052	\$ 1,526	\$ -	\$ 5,280	\$ 14,142	\$ 7,183
71	Distribution			120206	LEX-Field Services	Full-Time Regular	100.0%	85.0%	\$ 76,554	\$ 1,914	\$ -	\$ 6,585	\$ 11,288	\$ 9,009
72	Distribution			120206	LEX-Field Services	Full-Time Regular	100.0%	85.0%	\$ 73,603	\$ 1,840	\$ -	\$ 6,336	\$ 14,219	\$ 8,659
73	Distribution			120206	LEX-Field Services	Full-Time Regular	100.0%	85.0%	\$ 75,751	\$ 1,894	\$ -	\$ 6,534	\$ 15,852	\$ 7,974
74	Distribution			120206	LEX-Field Services	Full-Time Regular	100.0%	85.0%	\$ 56,979	\$ 1,424	\$ -	\$ 4,938	\$ 376	\$ 6,703
75	Distribution			120206	LEX-Field Services	Full-Time Regular	100.0%	85.0%	\$ 44,783	\$ -	\$ -	\$ 3,569	\$ 12,482	\$ -
76	Distribution			120206	LEX-Field Services	Full-Time Regular	100.0%	85.0%	\$ 44,783	\$ -	\$ 2,129	\$ 3,569	\$ 12,907	\$ -
77	Distribution			120206	LEX-Field Services	Full-Time Regular	100.0%	85.0%	\$ 44,783	\$ -	\$ 2,129	\$ 3,569	\$ 12,482	\$ -
78	Distribution			120206	LEX-Field Services	Full-Time Regular	100.0%	85.0%	\$ 44,783	\$ 1,184	\$ 2,129	\$ 3,569	\$ 11,019	\$ -
79	Distribution			120206	LEX-Field Services	Full-Time Regular	100.0%	85.0%	\$ 44,783	\$ 406	\$ 2,129	\$ 3,569	\$ 12,907	\$ -
80	Distribution			120206	LEX-Field Services	Full-Time Regular	100.0%	85.0%	\$ 44,783	\$ 1,622	\$ 2,129	\$ 3,569	\$ 12,907	\$ -
81	Distribution			120206	LEX-Field Services	Full-Time Regular	100.0%	85.0%	\$ 44,783	\$ 1,184	\$ 2,129	\$ 3,569	\$ 11,019	\$ -
82	Distribution			120206	LEX-Field Services	Full-Time Regular	100.0%	85.0%	\$ 44,783	\$ 406	\$ 2,129	\$ 3,569	\$ 12,907	\$ -
83	Distribution			120206	LEX-Field Services	Full-Time Regular	100.0%	85.0%	\$ 44,783	\$ -	\$ 2,129	\$ 3,569	\$ 12,907	\$ -
84	Distribution			120206	LEX-Field Services	Full-Time Regular	100.0%	85.0%	\$ 44,783	\$ 1,622	\$ 2,129	\$ 3,569	\$ 5,599	\$ -
85	Distribution			120206	LEX-Field Services	Full-Time Regular	100.0%	85.0%	\$ 44,783	\$ -	\$ 2,129	\$ 3,569	\$ 12,907	\$ -
86	Distribution			120206	LEX-Field Services	Full-Time Regular	100.0%	85.0%	\$ 44,783	\$ 1,622	\$ 2,129	\$ 3,569	\$ 12,907	\$ -
87	Production			120217	LEX-Water Quality	Full-Time Regular	99.9%	100.0%	\$ 53,758	\$ 1,976	\$ 2,822	\$ 4,486	\$ 6,127	\$ 2,988
88	Production			120217	LEX-Water Quality	Full-Time Regular	99.9%	100.0%	\$ 65,765	\$ 1,644	\$ -	\$ 5,450	\$ 6,201	\$ 3,488
89	Production			120217	LEX-Water Quality	Full-Time Regular	97.7%	100.0%	\$ 81,629	\$ 1,462	\$ -	\$ 7,345	\$ 6,159	\$ 12,774
90	Production			120201	LEX-Production	Full-Time Regular	99.6%	96.0%	\$ 52,288	\$ 2,041	\$ -	\$ 4,161	\$ 16,325	\$ 12,452
91	Production			120201	LEX-Production	Full-Time Regular	99.9%	99.0%	\$ 57,140	\$ -	\$ -	\$ 4,537	\$ 14,534	\$ -
92	Production			120201	LEX-Production	Full-Time Regular	99.9%	99.0%	\$ 57,140	\$ 2,118	\$ 2,780	\$ 4,537	\$ 15,028	\$ -
93	Production			120201	LEX-Production	Full-Time Regular	99.9%	99.0%	\$ 57,140	\$ -	\$ 2,780	\$ 4,537	\$ 14,534	\$ -
94	Production			120201	LEX-Production	Full-Time Regular	99.9%	99.0%	\$ 57,187	\$ 1,548	\$ 2,784	\$ 4,541	\$ 12,849	\$ -
95	Production			120201	LEX-Production	Full-Time Regular	100.0%	99.0%	\$ 87,314	\$ 4,016	\$ 4,584	\$ 7,841	\$ 15,923	\$ 13,786



Kentucky American Water  
**Calculation of Forecasted Labor & Labor Related Expenses**  
 Including Salaries & Wages, Group Insurance, 401k, DCP, & Payroll Tax  
 Exhibits\Expense[Labor and Labor Related.xlsx]KY Forecast Labo

W/P - 3-1  
 W/P - 3-1a  
 W/P - 3-1b  
 W/P - 5-3

Line No.	Schedule G Dept	Position Begin Date	Position End Date	Bus Unit	Business Unit Name	Employment Status	Water %	O&M %	Water O&M Labor	Water O&M 401(k)	Water O&M DCP	Water O & M Payroll Taxes	Water O & M Group Insurance	Water Incentive Compensation	1	2A	2B	4	5	3
97	Production			120201	LEX-Production	Full-Time Regular	100.0%	57.5%	\$ 42,992	\$ 1,561	\$ 2,049	\$ 3,385	\$ 9,552	\$ -						
98	Production			120201	LEX-Production	Full-Time Regular	99.6%	100.0%	\$ 58,396	\$ 2,336	\$ 3,066	\$ 4,635	\$ 6,136	\$ -						
99	Production			120201	LEX-Production	Full-Time Regular	99.6%	100.0%	\$ 59,114	\$ 2,365	\$ 3,103	\$ 4,690	\$ 16,497	\$ -						
100	Production			120201	LEX-Production	Full-Time Regular	99.1%	98.0%	\$ 76,455	\$ 1,911	\$ -	\$ 6,597	\$ 6,103	\$ 7,801						
101	Production			120201	LEX-Production	Full-Time Regular	99.1%	98.0%	\$ 68,533	\$ 3,015	\$ 3,598	\$ 5,930	\$ 6,054	\$ 6,993						
102	Production			120201	LEX-Production	Full-Time Regular	100.0%	100.0%	\$ 62,615	\$ -	\$ 2,938	\$ 4,958	\$ 6,109	\$ -						
103	Production			120201	LEX-Production	Full-Time Regular	100.0%	100.0%	\$ 64,371	\$ 1,104	\$ -	\$ 5,092	\$ 6,107	\$ -						
104	Production			120201	LEX-Production	Full-Time Regular	100.0%	100.0%	\$ 61,782	\$ -	\$ -	\$ 4,894	\$ 14,700	\$ -						
105	Production			120201	LEX-Production	Full-Time Regular	100.0%	100.0%	\$ 61,377	\$ 1,104	\$ -	\$ 4,863	\$ 14,705	\$ -						
106	Production			120201	LEX-Production	Full-Time Regular	100.0%	100.0%	\$ 61,377	\$ 1,380	\$ -	\$ 4,863	\$ 14,705	\$ -						
107	Production			120201	LEX-Production	Full-Time Regular	100.0%	100.0%	\$ 61,703	\$ -	\$ -	\$ 4,888	\$ 14,705	\$ -						
108	Production			120201	LEX-Production	Full-Time Regular	100.0%	100.0%	\$ 65,650	\$ 1,634	\$ 2,938	\$ 5,190	\$ 6,609	\$ -						
109	Production			120201	LEX-Production	Full-Time Regular	100.0%	100.0%	\$ 61,782	\$ 1,564	\$ 2,812	\$ 4,894	\$ 14,700	\$ -						
110	Production			120201	LEX-Production	Full-Time Regular	100.0%	100.0%	\$ 58,878	\$ -	\$ -	\$ 4,672	\$ 14,700	\$ -						
111	Production			120201	LEX-Production	Full-Time Regular	100.0%	100.0%	\$ 60,596	\$ -	\$ 2,729	\$ 4,804	\$ 14,696	\$ -						
112	Production			120201	LEX-Production	Full-Time Regular	100.0%	100.0%	\$ 64,710	\$ 1,620	\$ 2,912	\$ 5,118	\$ 12,984	\$ -						
113	Production			120201	LEX-Production	Full-Time Regular	100.0%	100.0%	\$ 56,079	\$ 2,039	\$ 2,677	\$ 4,458	\$ 6,595	\$ -						
114	Production			120201	LEX-Production	Full-Time Regular	100.0%	100.0%	\$ 58,062	\$ 2,105	\$ 2,763	\$ 4,610	\$ 6,600	\$ -						
115	Production			120201	LEX-Production	Full-Time Regular	100.0%	100.0%	\$ 56,925	\$ -	\$ -	\$ 4,523	\$ 829	\$ -						
116	Production			120201	LEX-Production	Full-Time Regular	100.0%	100.0%	\$ 58,019	\$ -	\$ -	\$ 4,606	\$ 14,692	\$ -						
117	Production			120252	LEX-Pool III WTP	Full-Time Regular	100.0%	100.0%	\$ 55,744	\$ -	\$ 2,689	\$ 4,432	\$ 13,041	\$ -						
118	Production			120252	LEX-Pool III WTP	Full-Time Regular	100.0%	100.0%	\$ 52,961	\$ -	\$ 2,687	\$ 4,220	\$ 16,510	\$ -						
119	Production			120252	LEX-Pool III WTP	Full-Time Regular	100.0%	100.0%	\$ 60,482	\$ 2,419	\$ 3,069	\$ 4,795	\$ 16,555	\$ -						
120	Production			120252	LEX-Pool III WTP	Full-Time Regular	100.0%	100.0%	\$ 55,559	\$ 1,074	\$ -	\$ 4,418	\$ 13,622	\$ -						
121	Production			120252	LEX-Pool III WTP	Full-Time Regular	100.0%	100.0%	\$ 54,683	\$ -	\$ 2,775	\$ 4,351	\$ 13,051	\$ -						
122	Production			120252	LEX-Pool III WTP	Full-Time Regular	100.0%	100.0%	\$ 51,851	\$ 1,253	\$ -	\$ 4,135	\$ 16,503	\$ -						
123	Production			120252	LEX-Pool III WTP	Full-Time Regular	100.0%	100.0%	\$ 69,855	\$ -	\$ 3,667	\$ 6,046	\$ 13,156	\$ 6,986						
124	Production			120252	LEX-Pool III WTP	Full-Time Regular	98.8%	100.0%	\$ 51,980	\$ 2,079	\$ 2,705	\$ 4,142	\$ 346	\$ -						
125	Production			123201	OWN-Production	Full-Time Regular	89.1%	99.0%	\$ 49,625	\$ 1,985	\$ 2,494	\$ 3,945	\$ 14,464	\$ -						
126	Production	12/31/2013		123201	OWN-Production	Full-Time Regular	99.8%	100.0%	\$ 20,774	\$ 480	\$ -	\$ 1,757	\$ 2,488	\$ -						
127	Production	12/31/2013		123201	OWN-Production	Full-Time Regular	99.8%	100.0%	\$ 20,324	\$ -	\$ 1,000	\$ 1,722	\$ 341	\$ -						
128	Production	12/31/2013		123201	OWN-Production	Full-Time Regular	99.8%	100.0%	\$ 20,689	\$ 485	\$ 1,004	\$ 1,750	\$ 6,812	\$ -						
129	Production	12/31/2013		123201	OWN-Production	Full-Time Regular	99.8%	100.0%	\$ 20,387	\$ -	\$ -	\$ 1,727	\$ 5,368	\$ -						
130	Distribution			123205	OWN-Admin & Gen	Full-Time Regular	80.6%	100.0%	\$ 85,075	\$ 2,857	\$ 4,466	\$ 6,893	\$ 10,653	\$ -						
131	Distribution			123205	OWN-Admin & Gen	Full-Time Regular	99.7%	100.0%	\$ 39,068	\$ 927	\$ -	\$ 3,156	\$ 6,371	\$ 12,761						
132	Distribution			123205	OWN-Admin & Gen	Full-Time Regular	99.7%	100.0%	\$ 39,952	\$ 948	\$ -	\$ 3,224	\$ 16,382	\$ -						
133	Distribution			123206	OWN-Field Services	Full-Time Regular	99.0%	100.0%	\$ 49,194	\$ -	\$ 2,257	\$ 3,930	\$ 6,502	\$ -						
134	Distribution			123206	OWN-Field Services	Full-Time Regular	99.0%	100.0%	\$ 49,194	\$ -	\$ 2,257	\$ 3,930	\$ 16,292	\$ -						
135	Distribution			123206	OWN-Field Services	Full-Time Regular	99.0%	100.0%	\$ 51,796	\$ -	\$ -	\$ 4,129	\$ 16,306	\$ -						
136	Distribution			123206	OWN-Field Services	Full-Time Regular	99.0%	100.0%	\$ 53,181	\$ 1,162	\$ -	\$ 4,235	\$ 12,880	\$ -						
137	Production			123301	OWNWW-Production	Full-Time Regular	20.9%	100.0%	\$ 10,844	\$ -	\$ -	\$ 865	\$ 3,442	\$ -						
138	Production			120252	LEX-Pool III WTP	Full-Time Regular	100.0%	100.0%	\$ 34,112	\$ 996	\$ 1,732	\$ 2,778	\$ 7,383	\$ -						
<b>Sum</b>															<b>\$ 6,880,213</b>	<b>\$ 137,675</b>	<b>\$ 170,708</b>	<b>\$ 547,067</b>	<b>\$ 1,418,443</b>	<b>\$ 349,221</b>

Kentucky American Water Company  
 Taxes & Licenses

W/P - 5-4  
 Exhibits\Expense\[General Tax.xlsx]Taxes & Licenses

Item	Forecast	Notes
Annual License Fee For Georgetown / Scott County	\$ 2,561	This was the amount paid in 2012
Annual License Fee for Bourbon County	\$ 179	This was the amount paid in 2013
<b>Sum</b>	<b>\$ 2,740</b>	

**Kentucky-American Water Company**  
**Case No. 2012-00520**  
**Forecasted Test Period Ending July 31, 2014**

**Table of Contents - Workpapers for Income Taxes**

<b><u>Description</u></b>	<b><u>Reference</u></b>
Federal and State Taxes	W/P - 6-1
Deferred State and Federal Taxes	W/P - 6-2
Tax Depreciation	W/P - 6-3
Parent Interest Deduction	W/P - 6-4
Deferred Investment Tax Credits	W/P - 6-5

Kentucky American Water Company  
Case No. 2012-00520  
Federal Income Taxes at Present Rates, for the Base Period  
Base Year for the 12 Months Ended March 31, 2013

SCHEDULE E-1.1

DATA:  BASE PERIOD  FORECASTED PERIOD  
TYPE OF FILING:  ORIGINAL  UPDATED  REVISED  
WORKPAPER REFERENCE NO(S): W/P-6-1, 6.2

Exhibits\Taxes\[Income Tax Expense 11272012.xlsx]E-1.1 Federal Inc Tax Base  
PAGE 1 of 1

Witness Responsible: Scott Rungren

Line	Category	Item	Current Rates Federal Tax Calculation Base Period	Adjustments	Adjusted Base Period
1	Book Revenue (+)				
2		Operating Revenue	\$ 87,282,760	\$ -	\$ 87,282,760
3					
4	Book Deductions (-)				
5		O&M Expenses	(33,903,162)	0	(33,903,162)
6		Depreciation, Amortization, & Cost of Removal	(12,079,210)	0	(12,079,210)
7		Taxes Other Than Income	(4,797,323)	0	(4,797,323)
8		Current State Income Tax	(967,539)	0	(967,539)
10		Interest Expense	(11,847,606)	0	(11,847,606)
11		<b>Total Book Deductions (Sum Lines 5 - 10)</b>	<b>\$ (63,594,840)</b>	<b>\$ -</b>	<b>\$ (63,594,840)</b>
12					
13		<b>Book Pre-Tax Income (Line 2 + Line 11)</b>	<b>\$ 23,687,920</b>	<b>\$ -</b>	<b>\$ 23,687,920</b>
14					
15	Reconciling Items				
		<b>Permanent Differences:</b>			
16		<b>(Deduction) or Reversal of Deduction</b>			
17		Non-Deductible Meals	10,689	0	10,689
18		Non-Deductible Penalties and Mandatory Dividends	381,846	0	381,846
19		<b>Pre-Tax Income After Perm. Differences (Line 13 + Line 17 + Line 18)</b>	<b>\$ 24,080,454</b>	<b>\$ -</b>	<b>\$ 24,080,454</b>
20					
		<b>Temporary Differences:</b>			
21		<b>(Deduction) or Reversal of Deduction; Revenue or (Reversal of Revenue)</b>			
22		Deduct Tax Depreciation (State or Federal)	(14,851,891)	0	(14,851,891)
23		Reverse Deduction of Book Depreciation	11,300,206	0	11,300,206
24		Reverse Deduction of Amortization of Property Losses	57,081	0	57,081
25		Reverse Deduction of Amortization of UPAA	0	0	0
26		Reverse Deduction of Deferred Maintenance Amortization	384,856	0	384,856
27		Deduct Actual Deferred Maintenance Expenditures	(900,000)	0	(900,000)
28		Reverse All CIAC Amortization Credits	(1,468,556)	0	(1,468,556)
29		Reflect Actual Taxable CIAC Received	292,772	0	292,772
30		Reflect Repairs Deduction	(7,550,364)	0	(7,550,364)
31		Reverse Book Cost of Removal	2,040,541	0	2,040,541
32		Reflect Actual Cost of Removal	(689,505)	0	(689,505)
33		<b>Net Temporary (Deductions) or Reversal of Deductions (Sum Lines 22 - 32)</b>	<b>\$ (11,384,859)</b>	<b>\$ -</b>	<b>\$ (11,384,859)</b>
34					
35		<b>Pre-Tax Income After Permanent and Temporary Differences (Line 19 + Line 33)</b>	<b>\$ 12,695,595</b>	<b>\$ -</b>	<b>\$ 12,695,595</b>
36					
37	Calculation of Current Federal Income Taxes				
38		Tax Rate	35%	35%	35%
39		<b>Current Taxes (Line 35 x Line 38)</b>	<b>\$ 4,443,458</b>	<b>\$ -</b>	<b>\$ 4,443,458</b>
40		Adjustment For Tax Provision	370,997		
41		<b>Total Current Taxes</b>	<b>\$ 4,814,455</b>		<b>\$ 4,814,455</b>
42		Less: Prior Year Adjustment	(2,666,069)	2,666,069	0
43		<b>Total Federal Income Taxes - Current (Line 41 - Line 42)</b>	<b>\$ 7,480,524</b>	<b>\$ (2,666,069)</b>	<b>\$ 4,814,455</b>
44					
45	Calculation of Deferred Federal Income Taxes				
46		Federal Defered Taxes Related to UPIS, CIAC, and Repairs	3,799,325	0	3,799,325
47		Federal Defered Taxes Related to Deferred Maintenance	180,300	0	180,300
48		Federal Defered Taxes Related to Property Losses	(19,978)	0	(19,978)
49		Federal Defered Taxes Related to Cost of Removal	(472,863)	0	(472,863)
50		Federal Defered Taxes - Prior Year	(2,671,473)	2,671,473	-
51		<b>Items Deferred</b>	<b>\$ 815,311</b>	<b>\$ 2,671,473</b>	<b>\$ 3,486,784</b>
52		Adjustment For Tax Provision	(166,559)		(166,559)
53		<b>Sum Items Deferred</b>	<b>\$ 981,870</b>	<b>\$ 2,671,473</b>	<b>\$ 3,653,343</b>
54					
55	Amortization of Deferred Income Tax Assets & Liabilities				
56		Amortization of Deferred Regulatory Tax Assets & Tax Liabilities	217,707	0	217,707
57					
58		Amortization of Deferred ITC	(63,597)	0	(63,597)
59		<b>Sum Total Federal Deferred Taxes + Amortization of ITC</b>	<b>\$ 1,135,981</b>	<b>\$ 2,671,473</b>	<b>\$ 3,807,454</b>
60					
61					
62		<b>Total Current + Deferred Federal Income Taxes + Amortization of ITC (Line 43 + Line 59)</b>	<b>\$ 8,616,505</b>	<b>\$ 5,404</b>	<b>\$ 8,621,909</b>

Kentucky American Water Company  
Case No. 2012-00520  
State Income Taxes at Present Rates, for the Base Period  
Base Year for the 12 Months Ended March 31, 2013

SCHEDULE E-1.2

DATA:  BASE PERIOD  FORECASTED PERIOD  
TYPE OF FILING:  ORIGINAL  UPDATED  REVISED  
WORKPAPER REFERENCE NO(S): W/P-6-1, 6.2

Exhibits\Taxes\[Income Tax Expense 11272012.xlsx]E-1.2 State Inc Tax Base  
PAGE 1 of 1

Witness Responsible: Scott Rungren

Line	Category	Item	Current Rates State Tax Calculation Base Period	Adjustments	Adjusted Base Period
1	Book Revenue (+)				
2		Operating Revenue	\$ 87,282,760	\$ -	\$ 87,282,760
3					
4	Book Deductions (-)				
5		O&M Expenses	(33,903,162)	0	(33,903,162)
6		Depreciation, Amortization, & Cost of Removal	(12,079,210)	0	(12,079,210)
7		Taxes Other Than Income	(4,797,323)	0	(4,797,323)
8		Current State Income Tax	0	0	0
10		Interest Expense	(11,847,606)	0	(11,847,606)
11		<b>Total Book Deductions (Sum Lines 5 - 10)</b>	<b>\$ (62,627,301)</b>	<b>\$ -</b>	<b>\$ (62,627,301)</b>
12					
13		<b>Book Pre-Tax Income (Line 2 + Line 11)</b>	<b>\$ 24,655,459</b>	<b>\$ -</b>	<b>\$ 24,655,459</b>
14					
15	Reconciling Items				
		<b>Permanent Differences:</b>			
16		<b>(Deduction) or Reversal of Deduction</b>			
17		Non-Deductible Meals	26,295	0	26,295
18		Non-Deductible Penalties and Mandatory Dividends	381,900	0	381,900
19		<b>Pre-Tax Income After Perm. Differences (Line 13 + Line 17 + Line 18)</b>	<b>\$ 25,063,654</b>	<b>\$ -</b>	<b>\$ 25,063,654</b>
20					
		<b>Temporary Differences:</b>			
21		<b>(Deduction) or Reversal of Deduction; Revenue or (Reversal of Revenue)</b>			
22		Deduct Tax Depreciation (State or Federal)	(12,405,037)	0	(12,405,037)
23		Reverse Deduction of Book Depreciation	11,300,206	0	11,300,206
24		Reverse Deduction of Amortization of Property Losses	57,081	0	57,081
25		Reverse Deduction of Amortization of UPAA	0	0	0
26		Reverse Deduction of Deferred Maintenance Amortization	384,856	0	384,856
27		Deduct Actual Deferred Maintenance Expenditures	(900,000)	0	(900,000)
28		Reverse All CIAC Amortization Credits	(1,468,556)	0	(1,468,556)
29		Reflect Actual Taxable CIAC Received	292,772	0	292,772
30		Reflect Repairs Deduction	(7,550,364)	0	(7,550,364)
31		Reverse Book Cost of Removal	2,040,541	0	2,040,541
32		Reflect Actual Cost of Removal	(689,505)	0	(689,505)
33		<b>Net Temporary (Deductions) or Reversal of Deductions (Sum Lines 22 - 32)</b>	<b>\$ (8,938,005)</b>	<b>\$ -</b>	<b>\$ (8,938,005)</b>
34					
35		<b>Pre-Tax Income After Permanent and Temporary Differences (Line 19 + Line 33)</b>	<b>\$ 16,125,649</b>	<b>\$ -</b>	<b>\$ 16,125,649</b>
36					
37	Calculation of Current State Income Taxes				
38		Tax Rate	6.0%	6.0%	6.0%
39		<b>Current Taxes (Line 35 x Line 38)</b>	<b>\$ 967,539</b>	<b>\$ -</b>	<b>\$ 967,539</b>
40		Adjustment For Tax Provision	(7,251)		(7,251)
41		<b>Total Current Taxes</b>	<b>\$ 960,288</b>	<b>\$</b>	<b>\$ 960,288</b>
42		Less: Prior Year Adjustment	(423,721)	423,721	0
43		<b>Total State Income Taxes (Line 41 - Line 42)</b>	<b>\$ 1,384,008</b>	<b>\$ (423,721)</b>	<b>\$ 960,288</b>
44					
45	Calculation of Deferred State Income Taxes				
46		State Deferred Taxes Related to UPIS, CIAC, and Repairs	692,377	0	692,377
47		State Deferred Taxes Related to Deferred Maintenance	30,909	0	30,909
48		State Deferred Taxes Related to Property Losses	(3,425)	0	(3,425)
49		State Deferred Taxes Related to Cost of Removal	(81,062)	0	(81,062)
50		State Deferred Taxes - Prior Year	(423,716)	423,716	-
51		<b>Items Deferred</b>	<b>\$ 215,082</b>	<b>\$ 423,716</b>	<b>\$ 638,799</b>
52		Adjustment For Tax Provision	46,170	0	46,170
53		<b>Sum Items Deferred</b>	<b>\$ 168,912</b>	<b>\$ 423,716</b>	<b>\$ 592,628</b>
54					
55	Amortization of Deferred Income Tax Assets & Liabilities				
56		Amortization of Deferred Regulatory Tax Assets & Tax Liabilities	12,653	0	12,653
57		<b>Sum Total Deferred Taxes</b>	<b>\$ 181,565</b>	<b>\$ 423,716</b>	<b>\$ 605,281</b>
58					
59					
60		<b>Total Current + Deferred State Income Taxes (Line 43 + Line 57)</b>	<b>\$ 1,565,573</b>	<b>\$ (4)</b>	<b>\$ 1,565,569</b>

Kentucky American Water Company  
Case No. 2012-00520  
Federal Income Taxes at Present Rates, for the Forecast Period  
For the 12 Months Ending July 31, 2014

SCHEDULE E-1.3

DATA: \_\_\_\_\_BASE PERIOD \_\_\_X\_\_\_ FORECASTED PERIOD  
TYPE OF FILING: \_\_\_X\_\_\_ ORIGINAL \_\_\_ \_\_\_ UPDATED \_\_\_ REVISED  
WORKPAPER REFERENCE NO(S): W/P-6-1, 6-3, 6-4, 6-5

Exhibits\Taxes\[Income Tax Expense 11272012.xlsx]E-1.3 Federal Inc Tax Forecast

PAGE 1 of 1

Witness Responsible: Scott Rungren

Line	Category	Item	Current Rates Federal Tax Calculation Forecast Period	At Proposed Rates Adjustments	Forecast Period At Proposed Rates
1	Book Revenue (+)				
2		Operating Revenue	\$ 83,666,204	\$ 12,317,702	\$ 95,983,906
3					
4	Book Deductions (-)				
5		O&M Expenses	(33,892,179)	(70,932)	(33,963,111)
6		Depreciation, Amortization, & Cost of Removal	(13,331,863)	0	(13,331,863)
7		Taxes Other Than Income	(5,114,771)	(18,207)	(5,132,978)
8		Current State Income Tax	(491,703)	(733,714)	(1,225,416)
9		Interest Expense	(12,710,004)	0	(12,710,004)
10		<b>Total Book Deductions (Sum Lines 5 - 9)</b>	<b>\$ (65,540,519)</b>	<b>\$ (822,852)</b>	<b>\$ (66,363,371)</b>
11					
12		<b>Book Pre-Tax Income (Line 2 + Line 10)</b>	<b>\$ 18,125,685</b>	<b>\$ 11,494,850</b>	<b>\$ 29,620,534</b>
13					
14	Reconciling Items				
		<b>Permanent Differences:</b>			
15		<b>(Deduction) or Reversal of Deduction</b>			
16		Non-Deductible Meals	26,295	0	26,295
17		Non-Deductible Penalties and Mandatory Dividends	381,900	0	381,900
18		<b>Pre-Tax Income After Perm. Differences (Line 12 + Line 16 + Line 17)</b>	<b>\$ 18,533,880</b>	<b>\$ 11,494,850</b>	<b>\$ 30,028,730</b>
19					
		<b>Temporary Differences:</b>			
20		<b>(Deduction) or Reversal of Deduction; Revenue or (Reversal of Revenue)</b>			
21		Deduct Tax Depreciation (State or Federal)	(16,581,660)	0	(16,581,660)
22		Reverse Deduction of Book Depreciation	12,577,367	0	12,577,367
23		Reverse Deduction of Amortization of Property Losses	57,080	0	57,080
24		Reverse Deduction of Amortization of UPAA	0	0	0
25		Reverse Deduction of Deferred Maintenance Amortization	480,898	0	480,898
26		Deduct Actual Deferred Maintenance Expenditures	(400,000)	0	(400,000)
27		Reverse All CIAC Amortization Credits	(1,583,328)	0	(1,583,328)
28		Reflect Actual Taxable CIAC Received	109,430	0	109,430
29		Reflect Repairs Deduction	(4,342,668)	0	(4,342,668)
30		Reverse Book Cost of Removal	2,127,563	0	2,127,563
31		Reflect Actual Cost of Removal	(526,535)	0	(526,535)
32		<b>Net Temporary (Deductions) or Reversal of Deductions (Sum Lines 21 - 31)</b>	<b>\$ (8,081,854)</b>	<b>\$ -</b>	<b>\$ (8,081,854)</b>
33					
34		<b>Pre-Tax Income After Permanent and Temporary Differences (Line 18 + Line 32)</b>	<b>\$ 10,452,026</b>	<b>\$ 11,494,850</b>	<b>\$ 21,946,876</b>
35					
36	Calculation of Current Federal Income Taxes				
37		Tax Rate	35%	35%	35%
38		<b>Current Taxes (Line 34 x Line 37)</b>	<b>\$ 3,658,209</b>	<b>\$ 4,023,197</b>	<b>\$ 7,681,407</b>
39					
40					
41	Calculation of Deferred Federal Income Taxes				
42		Federal Deferred Taxes Related to UPIS, CIAC, and Repairs	3,194,618	0	3,194,618
43		Federal Deferred Taxes Related to Deferred Maintenance	(28,314)	0	(28,314)
44		Federal Deferred Taxes Related to Property Losses	(19,978)	0	(19,978)
45		Federal Deferred Taxes Related to Cost of Removal	(560,360)	0	(560,360)
46		<b>Sum Items Deferred</b>	<b>\$ 2,585,966</b>	<b>\$ -</b>	<b>\$ 2,585,966</b>
47					
48		<b>Amortization of Deferred Income Tax Assets &amp; Liabilities</b>			
49		Amortization of Deferred Regulatory Tax Assets & Tax Liabilities	313,228	0	313,228
50					
51		Amortization of Deferred ITC	(84,792)	0	(84,792)
52		<b>Sum Total Federal Deferred Taxes + Amortization of ITC</b>	<b>\$ 2,814,402</b>	<b>\$ -</b>	<b>\$ 2,814,402</b>
53					
54					
55		<b>Total Current + Deferred Federal Income Taxes + Amortization of ITC (Line 38 + Line 52)</b>	<b>\$ 6,472,611</b>	<b>\$ 4,023,197</b>	<b>\$ 10,495,809</b>

Kentucky American Water Company  
Case No. 2012-00520  
State Income Taxes at Present Rates, for the Forecast Period  
For the 12 Months Ending July 31, 2014

SCHEDULE E-1.4

DATA: \_\_\_\_BASE PERIOD \_\_X\_\_ FORECASTED PERIOD  
TYPE OF FILING: \_\_X\_\_ ORIGINAL \_\_REVISÉD\_\_  
WORKPAPER REFERENCE NO(S): W/P-6-1, 6-3, 6-4, 6-5

Exhibits\Taxes\[Income Tax Expense 11272012.xlsx]E-1.4 State Inc Tax Forecast

PAGE 1 of 1

Witness Responsible: Scott Rungren

Line	Category	Item	Current Rates State Tax Calculation Forecast Period	At Proposed Rates Adjustments	Forecast Period At Proposed Rates
1	Book Revenue (+)				
2		Operating Revenue	\$ 83,666,204	\$ 12,317,702	\$ 95,983,906
3					
4	Book Deductions (-)				
5		O&M Expenses	(33,892,179)	(70,932)	(33,963,111)
6		Depreciation, Amortization, & Cost of Removal	(13,331,863)	-	(13,331,863)
7		Taxes Other Than Income	(5,114,771)	(18,207)	(5,132,978)
8		Current State Income Tax			
9		Interest Expense	(12,710,004)	0	(12,710,004)
10		<b>Total Book Deductions (Sum Lines 5 - 9)</b>	<b>\$ (65,048,817)</b>	<b>\$ (89,138)</b>	<b>\$ (65,137,955)</b>
11					
12		<b>Book Pre-Tax Income (Line 2 + Line 10)</b>	<b>\$ 18,617,387</b>	<b>\$ 12,228,564</b>	<b>\$ 30,845,951</b>
13					
14	Reconciling Items				
		<b>Permanent Differences:</b>			
15		<b>(Deduction) or Reversal of Deduction</b>			
16		Non-Deductible Meals	26,295	0	26,295
17		Non-Deductible Penalties and Mandatory Dividends	381,900	0	381,900
18		<b>Pre-Tax Income After Perm. Differences (Line 12 + Line 16 + Line 17)</b>	<b>\$ 19,025,582</b>	<b>\$ 12,228,564</b>	<b>\$ 31,254,146</b>
19					
		<b>Temporary Differences:</b>			
20		<b>(Deduction) or Reversal of Deduction; Revenue or (Reversal of Revenue)</b>			
21		Deduct Tax Depreciation (State or Federal)	(19,330,615)	0	(19,330,615)
22		Reverse Deduction of Book Depreciation	12,577,367	0	12,577,367
23		Reverse Deduction of Amortization of Property Losses	57,080	0	57,080
24		Reverse Deduction of Amortization of UPAA	0	0	0
25		Reverse Deduction of Deferred Maintenance Amortization	480,898	0	480,898
26		Deduct Actual Deferred Maintenance Expenditures	(400,000)	0	(400,000)
27		Reverse All CIAC Amortization Credits	(1,583,328)	0	(1,583,328)
28		Reflect Actual Taxable CIAC Received	109,700	0	109,700
29		Reflect Repairs Deduction	(4,342,668)	0	(4,342,668)
30		Reverse Book Cost of Removal	2,127,563	0	2,127,563
31		Reflect Actual Cost of Removal	(526,535)	0	(526,535)
32		<b>Net Temporary (Deductions) or Reversal of Deductions (Sum Lines 21 - 31)</b>	<b>\$ (10,830,538)</b>	<b>\$ -</b>	<b>\$ (10,830,538)</b>
33					
34		<b>Pre-Tax Income After Permanent and Temporary Differences (Line 18 + Line 32)</b>	<b>\$ 8,195,044</b>	<b>\$ 12,228,564</b>	<b>\$ 20,423,608</b>
35					
36	Calculation of Current State Income Taxes				
37		Tax Rate	6.0%	6.0%	6.0%
38		<b>Current Taxes (Line 34 x Line 37)</b>	<b>\$ 491,703</b>	<b>\$ 733,714</b>	<b>\$ 1,225,416</b>
39					
40					
41	Calculation of Deferred State Income Taxes				
42		State Deferred Taxes Related to UPIS, CIAC, and Repairs	758,070	0	758,070
43		State Deferred Taxes Related to Deferred Maintenance	(4,854)	0	(4,854)
44		State Deferred Taxes Related to Property Losses	(3,425)	0	(3,425)
45		State Deferred Taxes Related to Cost of Removal	(96,062)	0	(96,062)
46		<b>Sum Items Deferred</b>	<b>\$ 653,730</b>	<b>\$ -</b>	<b>\$ 653,730</b>
47					
48		<b>Amortization of Deferred Income Tax Assets &amp; Liabilities</b>			
49		Amortization of Deferred Regulatory Tax Assets & Tax Liabilities	21,063	0	21,063
50		<b>Sum Total Deferred Taxes</b>	<b>\$ 674,793</b>	<b>\$ -</b>	<b>\$ 674,793</b>
51					
52					
53		<b>Total Current + Deferred State Income Taxes (Line 38 + Line 50)</b>	<b>\$ 1,166,495</b>	<b>\$ 733,714</b>	<b>\$ 1,900,209</b>

W/P - 6-1

Exhibits\Taxes\Income Tax Expense 11272012.xlsx Link In

Kentucky American Water Company  
KENTUCKY AMERICAN WATER COMPANY  
Case No. 2012-00520

	Base Year	Forecast Year	Forecast Year Proposed Rates		
Revenues	\$ 87,282,760	\$ 83,666,204	\$	95,983,906	
O&M Expense	33,903,162	33,892,179	\$	33,963,111	
Depreciation, Amortization & Cost of Removal	12,079,210	13,331,863	\$	13,331,863	
Taxes Other Than Income	4,797,323	5,114,771	\$	5,132,978	
Net Below the Line Income (Loss)	(540,270)				
13 Month Average from 2012 Cap Structure					
Interest Expense			Debt Type	Capital	Cost Annual Interest
Rate Base	373,990,355		STD	7,832,734	0.81% \$ 63,445.15
Weighted Cost of Debt			LTD	199,750,138	6.14% \$ 12,264,658.48
Weighted Cost of Preferred Stock			Pref Stock	4,482,398	8.52% \$ 381,900.33
Interest Expense				Sum	\$ 12,710,003.96
Within Interest, Mandatory Dividend					
Reconciling Items					
Perm					
Taxable Meals	10,689	26,295			
Lobbying					
Nondeductible penalties & dividend mandatory red					
Temp					
State Tax Depreciation	12,405,037	19,330,615			
Federal Tax Depreciation	14,851,891	16,581,660			
Book Depreciation (Life Rate Only, No CIAC Amortization)	11,300,206	12,577,367			
Taxable AFUDC					
Deferred Debits	57,081	57,080			
Amortization of UPAA					
Deferred Maintenance Amortization	384,856	480,898			
Actual Deferred Maintenance Expenditures	900,000	400,000			
Property Losses					
AFUDC Gross Up		\$ 190,086			
CIAC Amortization	-1,468,556	-1,583,328			
Taxable CIAC Contributed	-292,772	-109,430			
Repairs Maintenance	7,550,364	\$ 4,342,668			
Reverse Book Cost of Removal	2,040,541	2,127,563			
Reflect Actual Cost of Removal	689,505	\$ 526,535			
UPIS Deferred State Tax	692,377	758,070			
UPIS Deferred Federal Tax	3,799,325	3,194,618			
Amortization of Tax Reg Assets & Liabilities State	12,653	21,063			
Amortization of Tax Reg Assets & Liabilities Federal	217,707	313,228			
Amortization of Deferred ITCs	63,597	84,792			
<u>State Income Tax</u>					
Current State Income Tax	1,384,008				
Deferred State Income Tax	181,565				
<u>Federal Tax</u>					
Current Federal Income Tax	7,480,524				
Deferred Federal Income Tax	1,199,577				
Investment Tax Credits	(63,597)				
Prior Period Adjustment					
Federal	2,666,069				
State	423,721				
Federal (deferred)	2,671,473				
State (deferred)	423,716				
Current SIT	960,288		Current FIT	4,814,455	
Calculated Current Tax	967,539		Calculated Current Tax	4,443,458	
Adjustment for tax Provision	7,251		Adjustment for tax Provision	(370,997)	
Deferred State Income Tax					
Def SIT-Current	11,843		Deferred Federal Income Tax		
Def SIT-Pr Yr Adj	(423,716)		Def SIT-Current	64,938	
Def SIT-Other	580,785		Def SIT-Pr Yr Adj	(2,671,473)	
Total	168,912		Def SIT-Other	3,588,405	
Calculated Deferred State Income Tax	215,082		Total	981,870	
Adjustment for tax Provision	46,170		Calculated Deferred State Income	815,311	
			Adjustment for tax Provision	(166,559)	



Kentucky American Water Company  
KENTUCKY AMERICAN WATER COMPANY  
Case No. 2012-00520

Base from 2012 Cap Structure

	Debt Type	Capital	Cost	Annual Interest
STD		14,734,711	0.81%	\$ 119,351.16
LTD		193,955,717	5.85%	\$ 11,346,409.45
Pref Stock		4,481,756	8.52%	\$ 381,845.60
				\$ 11,847,606.21

**KY Support for Income Tax Expense file - Base Period March 31, 2013**

**Tax Depreciation**

	<u>Federal</u>	<u>State</u>
April - Sept 2012 per tax provision	6,777,807	5,965,799
Oct 2012 - March 2013 per rate case	5,635,185	6,439,238
Oct - Dec 2012 bonus depreciation	2,438,899	-
	<u>14,851,891</u>	<u>12,405,037</u>

**Repairs**

April - Sept 2012 per tax provision	3,957,709
Oct 2012 - March 2013 per rate case	<u>3,592,655</u>
	7,550,364

**Actual Taxable CIAC received**

April - Sept 2012 per SAP	155,132	Account 27123000
Oct 2012 - March 2013 per rate case	<u>137,640</u>	Rate Base Capital, tab "Actv CIAC" cell S21 thru x21
	292,772	

**Actual Cost of Removal**

April - Sept 2012	426,237	per file Retire Salvage COR pp1139 10.09 - 09.10, tab "pp1136 10 end sep 2012" - sum of COR column divided by 2
Oct 2012 - March 2013 per rate case	<u>263,268</u>	per rate case file, \$43,878 per month
	689,505	

**Deferred tax related to UPIS, CIAC, and Repairs**

	<u>Federal</u>	<u>State</u>	
April - Sept 2012	1,927,278	299,649	A
Oct 2012 - March 2013 per rate case	<u>1,872,047</u>	<u>392,728</u>	KY Def Tax file, tab "Deferred Taxes UPIS"
	3,799,325	692,377	

**A**

	<u>Federal</u>	<u>State</u>
Full year estimate for 2012		
Tax Basis per Q3 provision	7,707,602	7,707,602
Tax Depreciation per Q3 provision	<u>13,555,613</u>	<u>11,931,597</u>
	(5,848,011)	(4,223,995)

Book Basis per Q3 provision	17,738,020	17,738,020
Book Depreciation per Q3 provision	<u>10,816,855</u>	<u>10,816,855</u>
	6,921,165	6,921,165
<b>B</b>	(1,156,860)	(1,156,860)

Net Activity	11,612,316	9,988,300
--------------	------------	-----------

State Deferred Tax		599,298
Federal Deferred Tax	<u>3,854,556</u>	
	3,854,556	599,298

Apportioned for April - Sept 2012	1,927,278	299,649	A
-----------------------------------	-----------	---------	---

B	Equity Grossup <small>186030/035/055</small>	Plant Flow Through <small>186040</small>	Other <small>186045</small>	Customer Advances <small>252xxx</small>	CIAC <small>271xxx/272000</small>	ITC <small>255xxx</small>	Excess Deferred Taxes <small>256212/256220</small>	Gross-up ITC <small>256310/311/312</small>	
3/31/2012 Balance	5,262,740	2,067,535	(374,812)	(12,706,575)	(49,934,242)	(857,424)	(2,076,433)	(485,493)	
9/30/2012 Balance	5,338,512	1,799,981	(362,762)	(13,188,685)	(50,576,863)	(815,026)	(1,995,469)	(461,252)	
Change in Balance	75,772	(267,555)	12,050	(482,111)	(642,621)	42,399	80,965	24,241	<b>(1,156,860) B</b>

**Amortization of deferred reg tax assets & liabilities**

	April - Dec 2012	Jan - March 2013	12 mths end 03/31/13
Account 690630 - Federal	213,557	75,338	<b>288,895</b>
Account 690730 - State	11,894	4,725	<b>16,619</b>
			<b>305,514</b>

Details in KY Deferred Tax file, tabs "Amort RAL 2012" and "Amort RAL 2013" lines 55 & 61

**Amortization of deferred ITC**

	April - Dec 2012	Jan - March 2013	12 mths end 03/31/13
Accts 695xxx - Federal	(63,594)	(21,198)	<b>(84,792)</b>

Details in KY Deferred Tax file, tabs "Amort RAL 2012" and "Amort RAL 2013" line 63

Kentucky American Water Company  
Case No. 2012-00520  
Federal Income Taxes at Present Rates, for the Base Period  
Base Year for the 12 Months Ended March 31, 2013

SCHEDULE E-1.1

DATA:  BASE PERIOD  FORECASTED PERIOD  
TYPE OF FILING:  ORIGINAL  UPDATED  REVISED  
WORKPAPER REFERENCE NO(S): W/P-6-1, 6.2

Exhibits\Taxes\[Income Tax Expense 11272012.xlsx]E-1.1 Federal Inc Tax Base  
PAGE 1 of 1

Witness Responsible: Scott Rungren

Line	Category	Item	Current Rates Federal Tax Calculation Base Period	Adjustments	Adjusted Base Period
1	Book Revenue (+)				
2		Operating Revenue	\$ 87,282,760	\$ -	\$ 87,282,760
3					
4	Book Deductions (-)				
5		O&M Expenses	(33,903,162)	0	(33,903,162)
6		Depreciation, Amortization, & Cost of Removal	(12,079,210)	0	(12,079,210)
7		Taxes Other Than Income	(4,797,323)	0	(4,797,323)
8		Current State Income Tax	(967,539)	0	(967,539)
10		Interest Expense	(11,847,606)	0	(11,847,606)
11		<b>Total Book Deductions (Sum Lines 5 - 10)</b>	<b>\$ (63,594,840)</b>	<b>\$ -</b>	<b>\$ (63,594,840)</b>
12					
13		<b>Book Pre-Tax Income (Line 2 + Line 11)</b>	<b>\$ 23,687,920</b>	<b>\$ -</b>	<b>\$ 23,687,920</b>
14					
15	Reconciling Items				
		<b>Permanent Differences:</b>			
16		<b>(Deduction) or Reversal of Deduction</b>			
17		Non-Deductible Meals	10,689	0	10,689
18		Non-Deductible Penalties and Mandatory Dividends	381,846	0	381,846
19		<b>Pre-Tax Income After Perm. Differences (Line 13 + Line 17 + Line 18)</b>	<b>\$ 24,080,454</b>	<b>\$ -</b>	<b>\$ 24,080,454</b>
20					
		<b>Temporary Differences:</b>			
21		<b>(Deduction) or Reversal of Deduction; Revenue or (Reversal of Revenue)</b>			
22		Deduct Tax Depreciation (State or Federal)	(14,851,891)	0	(14,851,891)
23		Reverse Deduction of Book Depreciation	11,300,206	0	11,300,206
24		Reverse Deduction of Amortization of Property Losses	57,081	0	57,081
25		Reverse Deduction of Amortization of UPAA	0	0	0
26		Reverse Deduction of Deferred Maintenance Amortization	384,856	0	384,856
27		Deduct Actual Deferred Maintenance Expenditures	(900,000)	0	(900,000)
28		Reverse All CIAC Amortization Credits	(1,468,556)	0	(1,468,556)
29		Reflect Actual Taxable CIAC Received	292,772	0	292,772
30		Reflect Repairs Deduction	(7,550,364)	0	(7,550,364)
31		Reverse Book Cost of Removal	2,040,541	0	2,040,541
32		Reflect Actual Cost of Removal	(689,505)	0	(689,505)
33		<b>Net Temporary (Deductions) or Reversal of Deductions (Sum Lines 22 - 32)</b>	<b>\$ (11,384,859)</b>	<b>\$ -</b>	<b>\$ (11,384,859)</b>
34					
35		<b>Pre-Tax Income After Permanent and Temporary Differences (Line 19 + Line 33)</b>	<b>\$ 12,695,595</b>	<b>\$ -</b>	<b>\$ 12,695,595</b>
36					
37	Calculation of Current Federal Income Taxes				
38		Tax Rate	35%	35%	35%
39		<b>Current Taxes (Line 35 x Line 38)</b>	<b>\$ 4,443,458</b>	<b>\$ -</b>	<b>\$ 4,443,458</b>
40		Adjustment For Tax Provision	370,997		
41		<b>Total Current Taxes</b>	<b>\$ 4,814,455</b>		<b>\$ 4,814,455</b>
42		Less: Prior Year Adjustment	(2,666,069)	2,666,069	0
43		<b>Total Federal Income Taxes - Current (Line 41 - Line 42)</b>	<b>\$ 7,480,524</b>	<b>\$ (2,666,069)</b>	<b>\$ 4,814,455</b>
44					
45	Calculation of Deferred Federal Income Taxes				
46		Federal Defered Taxes Related to UPIS, CIAC, and Repairs	3,799,325	0	3,799,325
47		Federal Defered Taxes Related to Deferred Maintenance	180,300	0	180,300
48		Federal Defered Taxes Related to Property Losses	(19,978)	0	(19,978)
49		Federal Defered Taxes Related to Cost of Removal	(472,863)	0	(472,863)
50		Federal Defered Taxes - Prior Year	(2,671,473)	2,671,473	-
51		<b>Items Deferred</b>	<b>\$ 815,311</b>	<b>\$ 2,671,473</b>	<b>\$ 3,486,784</b>
52		Adjustment For Tax Provision	(166,559)		(166,559)
53		<b>Sum Items Deferred</b>	<b>\$ 981,870</b>	<b>\$ 2,671,473</b>	<b>\$ 3,653,343</b>
54					
55	Amortization of Deferred Income Tax Assets & Liabilities				
56		Amortization of Deferred Regulatory Tax Assets & Tax Liabilities	217,707	0	217,707
57					
58		Amortization of Deferred ITC	(63,597)	0	(63,597)
59		<b>Sum Total Federal Deferred Taxes + Amortization of ITC</b>	<b>\$ 1,135,981</b>	<b>\$ 2,671,473</b>	<b>\$ 3,807,454</b>
60					
61					
62		<b>Total Current + Deferred Federal Income Taxes + Amortization of ITC (Line 43 + Line 59)</b>	<b>\$ 8,616,505</b>	<b>\$ 5,404</b>	<b>\$ 8,621,909</b>

Kentucky American Water Company  
Case No. 2012-00520  
State Income Taxes at Present Rates, for the Base Period  
Base Year for the 12 Months Ended March 31, 2013

SCHEDULE E-1.2

DATA:  BASE PERIOD  FORECASTED PERIOD  
TYPE OF FILING:  ORIGINAL  UPDATED  REVISED  
WORKPAPER REFERENCE NO(S): W/P-6-1, 6.2

Exhibits\Taxes\[Income Tax Expense 11272012.xlsx]E-1.2 State Inc Tax Base  
PAGE 1 of 1

Witness Responsible: Scott Rungren

Line	Category	Item	Current Rates State Tax Calculation Base Period	Adjustments	Adjusted Base Period
1	Book Revenue (+)				
2		Operating Revenue	\$ 87,282,760	\$ -	\$ 87,282,760
3					
4	Book Deductions (-)				
5		O&M Expenses	(33,903,162)	0	(33,903,162)
6		Depreciation, Amortization, & Cost of Removal	(12,079,210)	0	(12,079,210)
7		Taxes Other Than Income	(4,797,323)	0	(4,797,323)
8		Current State Income Tax	0	0	0
10		Interest Expense	(11,847,606)	0	(11,847,606)
11		<b>Total Book Deductions (Sum Lines 5 - 10)</b>	<b>\$ (62,627,301)</b>	<b>\$ -</b>	<b>\$ (62,627,301)</b>
12					
13		<b>Book Pre-Tax Income (Line 2 + Line 11)</b>	<b>\$ 24,655,459</b>	<b>\$ -</b>	<b>\$ 24,655,459</b>
14					
15	Reconciling Items				
		<b>Permanent Differences:</b>			
16		<b>(Deduction) or Reversal of Deduction</b>			
17		Non-Deductible Meals	26,295	0	26,295
18		Non-Deductible Penalties and Mandatory Dividends	381,900	0	381,900
19		<b>Pre-Tax Income After Perm. Differences (Line 13 + Line 17 + Line 18)</b>	<b>\$ 25,063,654</b>	<b>\$ -</b>	<b>\$ 25,063,654</b>
20					
		<b>Temporary Differences:</b>			
21		<b>(Deduction) or Reversal of Deduction; Revenue or (Reversal of Revenue)</b>			
22		Deduct Tax Depreciation (State or Federal)	(12,405,037)	0	(12,405,037)
23		Reverse Deduction of Book Depreciation	11,300,206	0	11,300,206
24		Reverse Deduction of Amortization of Property Losses	57,081	0	57,081
25		Reverse Deduction of Amortization of UPAA	0	0	0
26		Reverse Deduction of Deferred Maintenance Amortization	384,856	0	384,856
27		Deduct Actual Deferred Maintenance Expenditures	(900,000)	0	(900,000)
28		Reverse All CIAC Amortization Credits	(1,468,556)	0	(1,468,556)
29		Reflect Actual Taxable CIAC Received	292,772	0	292,772
30		Reflect Repairs Deduction	(7,550,364)	0	(7,550,364)
31		Reverse Book Cost of Removal	2,040,541	0	2,040,541
32		Reflect Actual Cost of Removal	(689,505)	0	(689,505)
33		<b>Net Temporary (Deductions) or Reversal of Deductions (Sum Lines 22 - 32)</b>	<b>\$ (8,938,005)</b>	<b>\$ -</b>	<b>\$ (8,938,005)</b>
34					
35		<b>Pre-Tax Income After Permanent and Temporary Differences (Line 19 + Line 33)</b>	<b>\$ 16,125,649</b>	<b>\$ -</b>	<b>\$ 16,125,649</b>
36					
37	Calculation of Current State Income Taxes				
38		Tax Rate	6.0%	6.0%	6.0%
39		<b>Current Taxes (Line 35 x Line 38)</b>	<b>\$ 967,539</b>	<b>\$ -</b>	<b>\$ 967,539</b>
40		Adjustment For Tax Provision	(7,251)		(7,251)
41		<b>Total Current Taxes</b>	<b>\$ 960,288</b>	<b>\$</b>	<b>\$ 960,288</b>
42		Less: Prior Year Adjustment	(423,721)	423,721	0
43		<b>Total State Income Taxes (Line 41 - Line 42)</b>	<b>\$ 1,384,008</b>	<b>\$ (423,721)</b>	<b>\$ 960,288</b>
44					
45	Calculation of Deferred State Income Taxes				
46		State Deferred Taxes Related to UPIS, CIAC, and Repairs	692,377	0	692,377
47		State Deferred Taxes Related to Deferred Maintenance	30,909	0	30,909
48		State Deferred Taxes Related to Property Losses	(3,425)	0	(3,425)
49		State Deferred Taxes Related to Cost of Removal	(81,062)	0	(81,062)
50		State Deferred Taxes - Prior Year	(423,716)	423,716	-
51		<b>Items Deferred</b>	<b>\$ 215,082</b>	<b>\$ 423,716</b>	<b>\$ 638,799</b>
52		Adjustment For Tax Provision	46,170	0	46,170
53		<b>Sum Items Deferred</b>	<b>\$ 168,912</b>	<b>\$ 423,716</b>	<b>\$ 592,628</b>
54					
55	Amortization of Deferred Income Tax Assets & Liabilities				
56		Amortization of Deferred Regulatory Tax Assets & Tax Liabilities	12,653	0	12,653
57		<b>Sum Total Deferred Taxes</b>	<b>\$ 181,565</b>	<b>\$ 423,716</b>	<b>\$ 605,281</b>
58					
59					
60		<b>Total Current + Deferred State Income Taxes (Line 43 + Line 57)</b>	<b>\$ 1,565,573</b>	<b>\$ (4)</b>	<b>\$ 1,565,569</b>

Kentucky American Water Company  
Case No. 2012-00520  
Federal Income Taxes at Present Rates, for the Forecast Period  
For the 12 Months Ending July 31, 2014

SCHEDULE E-1.3

DATA: \_\_\_\_\_BASE PERIOD \_\_\_X\_\_\_ FORECASTED PERIOD  
TYPE OF FILING: \_\_\_X\_\_\_ ORIGINAL \_\_\_ \_\_\_ UPDATED \_\_\_ REVISED  
WORKPAPER REFERENCE NO(S): W/P-6-1, 6-3, 6-4, 6-5

Exhibits\Taxes\[Income Tax Expense 11272012.xlsx]E-1.3 Federal Inc Tax Forecast

PAGE 1 of 1

Witness Responsible: Scott Rungren

Line	Category	Item	Current Rates Federal Tax Calculation Forecast Period	At Proposed Rates Adjustments	Forecast Period At Proposed Rates
1	Book Revenue (+)				
2		Operating Revenue	\$ 83,666,204	\$ 12,317,702	\$ 95,983,906
3					
4	Book Deductions (-)				
5		O&M Expenses	(33,892,179)	(70,932)	(33,963,111)
6		Depreciation, Amortization, & Cost of Removal	(13,331,863)	0	(13,331,863)
7		Taxes Other Than Income	(5,114,771)	(18,207)	(5,132,978)
8		Current State Income Tax	(491,703)	(733,714)	(1,225,416)
9		Interest Expense	(12,710,004)	0	(12,710,004)
10		<b>Total Book Deductions (Sum Lines 5 - 9)</b>	<b>\$ (65,540,519)</b>	<b>\$ (822,852)</b>	<b>\$ (66,363,371)</b>
11					
12		<b>Book Pre-Tax Income (Line 2 + Line 10)</b>	<b>\$ 18,125,685</b>	<b>\$ 11,494,850</b>	<b>\$ 29,620,534</b>
13					
14	Reconciling Items				
		<b>Permanent Differences:</b>			
15		<b>(Deduction) or Reversal of Deduction</b>			
16		Non-Deductible Meals	26,295	0	26,295
17		Non-Deductible Penalties and Mandatory Dividends	381,900	0	381,900
18		<b>Pre-Tax Income After Perm. Differences (Line 12 + Line 16 + Line 17)</b>	<b>\$ 18,533,880</b>	<b>\$ 11,494,850</b>	<b>\$ 30,028,730</b>
19					
		<b>Temporary Differences:</b>			
20		<b>(Deduction) or Reversal of Deduction; Revenue or (Reversal of Revenue)</b>			
21		Deduct Tax Depreciation (State or Federal)	(16,581,660)	0	(16,581,660)
22		Reverse Deduction of Book Depreciation	12,577,367	0	12,577,367
23		Reverse Deduction of Amortization of Property Losses	57,080	0	57,080
24		Reverse Deduction of Amortization of UPAA	0	0	0
25		Reverse Deduction of Deferred Maintenance Amortization	480,898	0	480,898
26		Deduct Actual Deferred Maintenance Expenditures	(400,000)	0	(400,000)
27		Reverse All CIAC Amortization Credits	(1,583,328)	0	(1,583,328)
28		Reflect Actual Taxable CIAC Received	109,430	0	109,430
29		Reflect Repairs Deduction	(4,342,668)	0	(4,342,668)
30		Reverse Book Cost of Removal	2,127,563	0	2,127,563
31		Reflect Actual Cost of Removal	(526,535)	0	(526,535)
32		<b>Net Temporary (Deductions) or Reversal of Deductions (Sum Lines 21 - 31)</b>	<b>\$ (8,081,854)</b>	<b>\$ -</b>	<b>\$ (8,081,854)</b>
33					
34		<b>Pre-Tax Income After Permanent and Temporary Differences (Line 18 + Line 32)</b>	<b>\$ 10,452,026</b>	<b>\$ 11,494,850</b>	<b>\$ 21,946,876</b>
35					
36	Calculation of Current Federal Income Taxes				
37		Tax Rate	35%	35%	35%
38		<b>Current Taxes (Line 34 x Line 37)</b>	<b>\$ 3,658,209</b>	<b>\$ 4,023,197</b>	<b>\$ 7,681,407</b>
39					
40					
41	Calculation of Deferred Federal Income Taxes				
42		Federal Deferred Taxes Related to UPIS, CIAC, and Repairs	3,194,618	0	3,194,618
43		Federal Deferred Taxes Related to Deferred Maintenance	(28,314)	0	(28,314)
44		Federal Deferred Taxes Related to Property Losses	(19,978)	0	(19,978)
45		Federal Deferred Taxes Related to Cost of Removal	(560,360)	0	(560,360)
46		<b>Sum Items Deferred</b>	<b>\$ 2,585,966</b>	<b>\$ -</b>	<b>\$ 2,585,966</b>
47					
48		<b>Amortization of Deferred Income Tax Assets &amp; Liabilities</b>			
49		Amortization of Deferred Regulatory Tax Assets & Tax Liabilities	313,228	0	313,228
50					
51		Amortization of Deferred ITC	(84,792)	0	(84,792)
52		<b>Sum Total Federal Deferred Taxes + Amortization of ITC</b>	<b>\$ 2,814,402</b>	<b>\$ -</b>	<b>\$ 2,814,402</b>
53					
54					
55		<b>Total Current + Deferred Federal Income Taxes + Amortization of ITC (Line 38 + Line 52)</b>	<b>\$ 6,472,611</b>	<b>\$ 4,023,197</b>	<b>\$ 10,495,809</b>

Kentucky American Water Company  
Case No. 2012-00520  
State Income Taxes at Present Rates, for the Forecast Period  
For the 12 Months Ending July 31, 2014

SCHEDULE E-1.4

DATA: \_\_\_\_BASE PERIOD \_\_X\_\_ FORECASTED PERIOD  
TYPE OF FILING: \_\_X\_\_ ORIGINAL \_\_\_\_UPDATED\_\_REVISIED  
WORKPAPER REFERENCE NO(S): W/P-6-1, 6-3, 6-4, 6-5

Exhibits\Taxes\[Income Tax Expense 11272012.xlsx]E-1.4 State Inc Tax Forecast

PAGE 1 of 1

Witness Responsible: Scott Rungren

Line	Category	Item	Current Rates State Tax Calculation Forecast Period	At Proposed Rates Adjustments	Forecast Period At Proposed Rates
1	Book Revenue (+)				
2		Operating Revenue	\$ 83,666,204	\$ 12,317,702	\$ 95,983,906
3					
4	Book Deductions (-)				
5		O&M Expenses	(33,892,179)	(70,932)	(33,963,111)
6		Depreciation, Amortization, & Cost of Removal	(13,331,863)	-	(13,331,863)
7		Taxes Other Than Income	(5,114,771)	(18,207)	(5,132,978)
8		Current State Income Tax			
9		Interest Expense	(12,710,004)	0	(12,710,004)
10		<b>Total Book Deductions (Sum Lines 5 - 9)</b>	<b>\$ (65,048,817)</b>	<b>\$ (89,138)</b>	<b>\$ (65,137,955)</b>
11					
12		<b>Book Pre-Tax Income (Line 2 + Line 10)</b>	<b>\$ 18,617,387</b>	<b>\$ 12,228,564</b>	<b>\$ 30,845,951</b>
13					
14	Reconciling Items				
		<b>Permanent Differences:</b>			
15		<b>(Deduction) or Reversal of Deduction</b>			
16		Non-Deductible Meals	26,295	0	26,295
17		Non-Deductible Penalties and Mandatory Dividends	381,900	0	381,900
18		<b>Pre-Tax Income After Perm. Differences (Line 12 + Line 16 + Line 17)</b>	<b>\$ 19,025,582</b>	<b>\$ 12,228,564</b>	<b>\$ 31,254,146</b>
19					
		<b>Temporary Differences:</b>			
20		<b>(Deduction) or Reversal of Deduction; Revenue or (Reversal of Revenue)</b>			
21		Deduct Tax Depreciation (State or Federal)	(19,330,615)	0	(19,330,615)
22		Reverse Deduction of Book Depreciation	12,577,367	0	12,577,367
23		Reverse Deduction of Amortization of Property Losses	57,080	0	57,080
24		Reverse Deduction of Amortization of UPAA	0	0	0
25		Reverse Deduction of Deferred Maintenance Amortization	480,898	0	480,898
26		Deduct Actual Deferred Maintenance Expenditures	(400,000)	0	(400,000)
27		Reverse All CIAC Amortization Credits	(1,583,328)	0	(1,583,328)
28		Reflect Actual Taxable CIAC Received	109,700	0	109,700
29		Reflect Repairs Deduction	(4,342,668)	0	(4,342,668)
30		Reverse Book Cost of Removal	2,127,563	0	2,127,563
31		Reflect Actual Cost of Removal	(526,535)	0	(526,535)
32		<b>Net Temporary (Deductions) or Reversal of Deductions (Sum Lines 21 - 31)</b>	<b>\$ (10,830,538)</b>	<b>\$ -</b>	<b>\$ (10,830,538)</b>
33					
34		<b>Pre-Tax Income After Permanent and Temporary Differences (Line 18 + Line 32)</b>	<b>\$ 8,195,044</b>	<b>\$ 12,228,564</b>	<b>\$ 20,423,608</b>
35					
36	Calculation of Current State Income Taxes				
37		Tax Rate	6.0%	6.0%	6.0%
38		<b>Current Taxes (Line 34 x Line 37)</b>	<b>\$ 491,703</b>	<b>\$ 733,714</b>	<b>\$ 1,225,416</b>
39					
40					
41	Calculation of Deferred State Income Taxes				
42		State Deferred Taxes Related to UPIS, CIAC, and Repairs	758,070	0	758,070
43		State Deferred Taxes Related to Deferred Maintenance	(4,854)	0	(4,854)
44		State Deferred Taxes Related to Property Losses	(3,425)	0	(3,425)
45		State Deferred Taxes Related to Cost of Removal	(96,062)	0	(96,062)
46		<b>Sum Items Deferred</b>	<b>\$ 653,730</b>	<b>\$ -</b>	<b>\$ 653,730</b>
47					
48		<b>Amortization of Deferred Income Tax Assets &amp; Liabilities</b>			
49		Amortization of Deferred Regulatory Tax Assets & Tax Liabilities	21,063	0	21,063
50		<b>Sum Total Deferred Taxes</b>	<b>\$ 674,793</b>	<b>\$ -</b>	<b>\$ 674,793</b>
51					
52					
53		<b>Total Current + Deferred State Income Taxes (Line 38 + Line 50)</b>	<b>\$ 1,166,495</b>	<b>\$ 733,714</b>	<b>\$ 1,900,209</b>

W/P - 6-2

Exhibits\Taxes\Income Tax Expense 11272012.xlsx Link In

Kentucky American Water Company  
KENTUCKY AMERICAN WATER COMPANY  
Case No. 2012-00520

	Base Year	Forecast Year	Forecast Year Proposed Rates		
Revenues	\$ 87,282,760	\$ 83,666,204	\$	95,983,906	
O&M Expense	33,903,162	33,892,179	\$	33,963,111	
Depreciation, Amortization & Cost of Removal	12,079,210	13,331,863	\$	13,331,863	
Taxes Other Than Income	4,797,323	5,114,771	\$	5,132,978	
Net Below the Line Income (Loss)	(540,270)				
13 Month Average from 2012 Cap Structure					
Interest Expense			Debt Type	Capital	Cost Annual Interest
Rate Base	373,990,355		STD	7,832,734	0.81% \$ 63,445.15
Weighted Cost of Debt			LTD	199,750,138	6.14% \$ 12,264,658.48
Weighted Cost of Preferred Stock			Pref Stock	4,482,398	8.52% \$ 381,900.33
Interest Expense				Sum	\$ 12,710,003.96
Within Interest, Mandatory Dividend					
Reconciling Items					
Perm					
Taxable Meals	10,689	26,295			
Lobbying					
Nondeductible penalties & dividend mandatory red					
Temp					
State Tax Depreciation	12,405,037	19,330,615			
Federal Tax Depreciation	14,851,891	16,581,660			
Book Depreciation (Life Rate Only, No CIAC Amortization)	11,300,206	12,577,367			
Taxable AFUDC					
Deferred Debits	57,081	57,080			
Amortization of UPAA					
Deferred Maintenance Amortization	384,856	480,898			
Actual Deferred Maintenance Expenditures	900,000	400,000			
Property Losses					
AFUDC Gross Up		\$ 190,086			
CIAC Amortization	-1,468,556	-1,583,328			
Taxable CIAC Contributed	-292,772	-109,430			
Repairs Maintenance	7,550,364	\$ 4,342,668			
Reverse Book Cost of Removal	2,040,541	2,127,563			
Reflect Actual Cost of Removal	689,505	\$ 526,535			
UPIS Deferred State Tax	692,377	758,070			
UPIS Deferred Federal Tax	3,799,325	3,194,618			
Amortization of Tax Reg Assets & Liabilities State	12,653	21,063			
Amortization of Tax Reg Assets & Liabilities Federal	217,707	313,228			
Amortization of Deferred ITCs	63,597	84,792			
<u>State Income Tax</u>					
Current State Income Tax	1,384,008				
Deferred State Income Tax	181,565				
<u>Federal Tax</u>					
Current Federal Income Tax	7,480,524				
Deferred Federal Income Tax	1,199,577				
Investment Tax Credits	(63,597)				
Prior Period Adjustment					
Federal	2,666,069				
State	423,721				
Federal (deferred)	2,671,473				
State (deferred)	423,716				
Current SIT	960,288		Current FIT	4,814,455	
Calculated Current Tax	967,539		Calculated Current Tax	4,443,458	
Adjustment for tax Provision	7,251		Adjustment for tax Provision	(370,997)	
Deferred State Income Tax					
Def SIT-Current	11,843		Deferred Federal Income Tax		
Def SIT-Pr Yr Adj	(423,716)		Def SIT-Current	64,938	
Def SIT-Other	580,785		Def SIT-Pr Yr Adj	(2,671,473)	
Total	168,912		Def SIT-Other	3,588,405	
Calculated Deferred State Income Tax	215,082		Total	981,870	
Adjustment for tax Provision	46,170		Calculated Deferred State Income	815,311	
			Adjustment for tax Provision	(166,559)	



Kentucky American Water Company  
KENTUCKY AMERICAN WATER COMPANY  
Case No. 2012-00520

Base from 2012 Cap Structure

	<u>Debt Type</u>	<u>Capital</u>	<u>Cost</u>	<u>Annual Interest</u>
STD		14,734,711	0.81%	\$ 119,351.16
LTD		193,955,717	5.85%	\$ 11,346,409.45
Pref Stock		4,481,756	8.52%	\$ 381,845.60
				<u>\$ 11,847,606.21</u>

**KY Support for Income Tax Expense file - Base Period March 31, 2013**

**Tax Depreciation**

	<u>Federal</u>	<u>State</u>
April - Sept 2012 per tax provision	6,777,807	5,965,799
Oct 2012 - March 2013 per rate case	5,635,185	6,439,238
Oct - Dec 2012 bonus depreciation	2,438,899	-
	14,851,891	12,405,037

**Repairs**

April - Sept 2012 per tax provision	3,957,709
Oct 2012 - March 2013 per rate case	3,592,655
	7,550,364

**Actual Taxable CIAC received**

April - Sept 2012 per SAP	155,132	Account 27123000
Oct 2012 - March 2013 per rate case	137,640	Rate Base Capital, tab "Actv CIAC" cell S21 thru x21
	292,772	

**Actual Cost of Removal**

April - Sept 2012	426,237	per file Retire Salvage COR pp1139 10.09 - 09.10, tab "pp1136 10 end sep 2012" - sum of COR column divided by 2
Oct 2012 - March 2013 per rate case	263,268	per rate case file, \$43,878 per month
	689,505	

**Deferred tax related to UPIS, CIAC, and Repairs**

	<u>Federal</u>	<u>State</u>	
April - Sept 2012	1,927,278	299,649	A
Oct 2012 - March 2013 per rate case	1,872,047	392,728	KY Def Tax file, tab "Deferred Taxes UPIS"
	3,799,325	692,377	

**A**

	<u>Federal</u>	<u>State</u>
Full year estimate for 2012		
Tax Basis per Q3 provision	7,707,602	7,707,602
Tax Depreciation per Q3 provision	13,555,613	11,931,597
	(5,848,011)	(4,223,995)

Book Basis per Q3 provision	17,738,020	17,738,020
Book Depreciation per Q3 provision	10,816,855	10,816,855
	6,921,165	6,921,165
<b>B</b>	(1,156,860)	(1,156,860)

Net Activity	11,612,316	9,988,300
--------------	------------	-----------

State Deferred Tax		599,298
Federal Deferred Tax	3,854,556	599,298
	3,854,556	599,298

Apportioned for April - Sept 2012	1,927,278	299,649	A
-----------------------------------	-----------	---------	---

B	Equity Grossup <small>186030/035/055</small>	Plant Flow Through <small>186040</small>	Other <small>186045</small>	Customer Advances <small>252xxx</small>	CIAC <small>271xxx/272000</small>	ITC <small>255xxx</small>	Excess Deferred Taxes <small>256212/256220</small>	Gross-up ITC <small>256310/311/312</small>	
3/31/2012 Balance	5,262,740	2,067,535	(374,812)	(12,706,575)	(49,934,242)	(857,424)	(2,076,433)	(485,493)	
9/30/2012 Balance	5,338,512	1,799,981	(362,762)	(13,188,685)	(50,576,863)	(815,026)	(1,995,469)	(461,252)	
Change in Balance	75,772	(267,555)	12,050	(482,111)	(642,621)	42,399	80,965	24,241	<b>(1,156,860) B</b>

**Amortization of deferred reg tax assets & liabilities**

	April - Dec 2012	Jan - March 2013	12 mths end 03/31/13
Account 690630 - Federal	213,557	75,338	<b>288,895</b>
Account 690730 - State	11,894	4,725	<b>16,619</b>
			<b>305,514</b>

Details in KY Deferred Tax file, tabs "Amort RAL 2012" and "Amort RAL 2013" lines 55 & 61

**Amortization of deferred ITC**

	April - Dec 2012	Jan - March 2013	12 mths end 03/31/13
Accts 695xxx - Federal	(63,594)	(21,198)	<b>(84,792)</b>

Details in KY Deferred Tax file, tabs "Amort RAL 2012" and "Amort RAL 2013" line 63

**Kentucky American Water Company**  
**Case No. 2012-00520**  
**Federal Income Taxes at Present Rates, for the Base Period**  
**Base Year for the 12 Months Ended March 31, 2013**

SCHEDULE E-1.1

DATA:  BASE PERIOD  FORECASTED PERIOD  
TYPE OF FILING:  ORIGINAL  UPDATED  REVISED  
WORKPAPER REFERENCE NO(S): W/P-6-1, 6.2

Exhibits\Taxes\[Income Tax Expense 11272012.xlsx]E-1.1 Federal Inc Tax Base  
PAGE 1 of 1

Witness Responsible: Scott Rungren

Line	Category	Item	Current Rates Federal Tax Calculation Base Period	Adjustments	Adjusted Base Period
1	<b>Book Revenue (+)</b>				
2		Operating Revenue	\$ 87,282,760	\$ -	\$ 87,282,760
3					
4	<b>Book Deductions (-)</b>				
5		O&M Expenses	(33,903,162)	0	(33,903,162)
6		Depreciation, Amortization, & Cost of Removal	(12,079,210)	0	(12,079,210)
7		Taxes Other Than Income	(4,797,323)	0	(4,797,323)
8		Current State Income Tax	(967,539)	0	(967,539)
10		Interest Expense	(11,847,606)	0	(11,847,606)
11		<b>Total Book Deductions (Sum Lines 5 - 10)</b>	<b>\$ (63,594,840)</b>	<b>\$ -</b>	<b>\$ (63,594,840)</b>
12					
13		<b>Book Pre-Tax Income (Line 2 + Line 11)</b>	<b>\$ 23,687,920</b>	<b>\$ -</b>	<b>\$ 23,687,920</b>
14					
15	<b>Reconciling Items</b>				
16		<b>Permanent Differences:</b>			
16		<b>(Deduction) or Reversal of Deduction</b>			
17		Non-Deductible Meals	10,689	0	10,689
18		Non-Deductible Penalties and Mandatory Dividends	381,846	0	381,846
19		<b>Pre-Tax Income After Perm. Differences (Line 13 + Line 17 + Line 18)</b>	<b>\$ 24,080,454</b>	<b>\$ -</b>	<b>\$ 24,080,454</b>
20					
21		<b>Temporary Differences:</b>			
21		<b>(Deduction) or Reversal of Deduction; Revenue or (Reversal of Revenue)</b>			
22		Deduct Tax Depreciation (State or Federal)	(14,851,891)	0	(14,851,891)
23		Reverse Deduction of Book Depreciation	11,300,206	0	11,300,206
24		Reverse Deduction of Amortization of Property Losses	57,081	0	57,081
25		Reverse Deduction of Amortization of UPAA	0	0	0
26		Reverse Deduction of Deferred Maintenance Amortization	384,856	0	384,856
27		Deduct Actual Deferred Maintenance Expenditures	(900,000)	0	(900,000)
28		Reverse All CIAC Amortization Credits	(1,468,556)	0	(1,468,556)
29		Reflect Actual Taxable CIAC Received	292,772	0	292,772
30		Reflect Repairs Deduction	(7,550,364)	0	(7,550,364)
31		Reverse Book Cost of Removal	2,040,541	0	2,040,541
32		Reflect Actual Cost of Removal	(689,505)	0	(689,505)
33		<b>Net Temporary (Deductions) or Reversal of Deductions (Sum Lines 22 - 32)</b>	<b>\$ (11,384,859)</b>	<b>\$ -</b>	<b>\$ (11,384,859)</b>
34					
35		<b>Pre-Tax Income After Permanent and Temporary Differences (Line 19 + Line 33)</b>	<b>\$ 12,695,595</b>	<b>\$ -</b>	<b>\$ 12,695,595</b>
36					
37	<b>Calculation of Current Federal Income Taxes</b>				
38		Tax Rate	35%	35%	35%
39		<b>Current Taxes (Line 35 x Line 38)</b>	<b>\$ 4,443,458</b>	<b>\$ -</b>	<b>\$ 4,443,458</b>
40		Adjustment For Tax Provision	370,997		
41		<b>Total Current Taxes</b>	<b>\$ 4,814,455</b>		<b>\$ 4,814,455</b>
42		Less: Prior Year Adjustment	(2,666,069)	2,666,069	0
43		<b>Total Federal Income Taxes - Current (Line 41 - Line 42)</b>	<b>\$ 7,480,524</b>	<b>\$ (2,666,069)</b>	<b>\$ 4,814,455</b>
44					
45	<b>Calculation of Deferred Federal Income Taxes</b>				
46		Federal Defered Taxes Related to UPIS, CIAC, and Repairs	3,799,325	0	3,799,325
47		Federal Defered Taxes Related to Deferred Maintenance	180,300	0	180,300
48		Federal Defered Taxes Related to Property Losses	(19,978)	0	(19,978)
49		Federal Defered Taxes Related to Cost of Removal	(472,863)	0	(472,863)
50		Federal Defered Taxes - Prior Year	(2,671,473)	2,671,473	-
51		<b>Items Deferred</b>	<b>\$ 815,311</b>	<b>\$ 2,671,473</b>	<b>\$ 3,486,784</b>
52		Adjustment For Tax Provision	(166,559)		(166,559)
53		<b>Sum Items Deferred</b>	<b>\$ 981,870</b>	<b>\$ 2,671,473</b>	<b>\$ 3,653,343</b>
54					
55	<b>Amortization of Deferred Income Tax Assets &amp; Liabilities</b>				
56		Amortization of Deferred Regulatory Tax Assets & Tax Liabilities	217,707	0	217,707
57					
58		Amortization of Deferred ITC	(63,597)	0	(63,597)
59		<b>Sum Total Federal Deferred Taxes + Amortization of ITC</b>	<b>\$ 1,135,981</b>	<b>\$ 2,671,473</b>	<b>\$ 3,807,454</b>
60					
61					
62		<b>Total Current + Deferred Federal Income Taxes + Amortization of ITC (Line 43 + Line 59)</b>	<b>\$ 8,616,505</b>	<b>\$ 5,404</b>	<b>\$ 8,621,909</b>

Kentucky American Water Company  
Case No. 2012-00520  
State Income Taxes at Present Rates, for the Base Period  
Base Year for the 12 Months Ended March 31, 2013

SCHEDULE E-1.2

DATA:  BASE PERIOD  FORECASTED PERIOD  
TYPE OF FILING:  ORIGINAL  UPDATED  REVISED  
WORKPAPER REFERENCE NO(S): W/P-6-1, 6.2

Exhibits\Taxes\[Income Tax Expense 11272012.xlsx]E-1.2 State Inc Tax Base  
PAGE 1 of 1

Witness Responsible: Scott Rungren

Line	Category	Item	Current Rates State Tax Calculation Base Period	Adjustments	Adjusted Base Period
1	Book Revenue (+)				
2		Operating Revenue	\$ 87,282,760	\$ -	\$ 87,282,760
3					
4	Book Deductions (-)				
5		O&M Expenses	(33,903,162)	0	(33,903,162)
6		Depreciation, Amortization, & Cost of Removal	(12,079,210)	0	(12,079,210)
7		Taxes Other Than Income	(4,797,323)	0	(4,797,323)
8		Current State Income Tax	0	0	0
10		Interest Expense	(11,847,606)	0	(11,847,606)
11		<b>Total Book Deductions (Sum Lines 5 - 10)</b>	<b>\$ (62,627,301)</b>	<b>\$ -</b>	<b>\$ (62,627,301)</b>
12					
13		<b>Book Pre-Tax Income (Line 2 + Line 11)</b>	<b>\$ 24,655,459</b>	<b>\$ -</b>	<b>\$ 24,655,459</b>
14					
15	Reconciling Items				
		<b>Permanent Differences:</b>			
16		<b>(Deduction) or Reversal of Deduction</b>			
17		Non-Deductible Meals	26,295	0	26,295
18		Non-Deductible Penalties and Mandatory Dividends	381,900	0	381,900
19		<b>Pre-Tax Income After Perm. Differences (Line 13 + Line 17 + Line 18)</b>	<b>\$ 25,063,654</b>	<b>\$ -</b>	<b>\$ 25,063,654</b>
20					
		<b>Temporary Differences:</b>			
21		<b>(Deduction) or Reversal of Deduction; Revenue or (Reversal of Revenue)</b>			
22		Deduct Tax Depreciation (State or Federal)	(12,405,037)	0	(12,405,037)
23		Reverse Deduction of Book Depreciation	11,300,206	0	11,300,206
24		Reverse Deduction of Amortization of Property Losses	57,081	0	57,081
25		Reverse Deduction of Amortization of UPAA	0	0	0
26		Reverse Deduction of Deferred Maintenance Amortization	384,856	0	384,856
27		Deduct Actual Deferred Maintenance Expenditures	(900,000)	0	(900,000)
28		Reverse All CIAC Amortization Credits	(1,468,556)	0	(1,468,556)
29		Reflect Actual Taxable CIAC Received	292,772	0	292,772
30		Reflect Repairs Deduction	(7,550,364)	0	(7,550,364)
31		Reverse Book Cost of Removal	2,040,541	0	2,040,541
32		Reflect Actual Cost of Removal	(689,505)	0	(689,505)
33		<b>Net Temporary (Deductions) or Reversal of Deductions (Sum Lines 22 - 32)</b>	<b>\$ (8,938,005)</b>	<b>\$ -</b>	<b>\$ (8,938,005)</b>
34					
35		<b>Pre-Tax Income After Permanent and Temporary Differences (Line 19 + Line 33)</b>	<b>\$ 16,125,649</b>	<b>\$ -</b>	<b>\$ 16,125,649</b>
36					
37	Calculation of Current State Income Taxes				
38		Tax Rate	6.0%	6.0%	6.0%
39		<b>Current Taxes (Line 35 x Line 38)</b>	<b>\$ 967,539</b>	<b>\$ -</b>	<b>\$ 967,539</b>
40		Adjustment For Tax Provision	(7,251)		(7,251)
41		<b>Total Current Taxes</b>	<b>\$ 960,288</b>	<b>\$</b>	<b>\$ 960,288</b>
42		Less: Prior Year Adjustment	(423,721)	423,721	0
43		<b>Total State Income Taxes (Line 41 - Line 42)</b>	<b>\$ 1,384,008</b>	<b>\$ (423,721)</b>	<b>\$ 960,288</b>
44					
45	Calculation of Deferred State Income Taxes				
46		State Deferred Taxes Related to UPIS, CIAC, and Repairs	692,377	0	692,377
47		State Deferred Taxes Related to Deferred Maintenance	30,909	0	30,909
48		State Deferred Taxes Related to Property Losses	(3,425)	0	(3,425)
49		State Deferred Taxes Related to Cost of Removal	(81,062)	0	(81,062)
50		State Deferred Taxes - Prior Year	(423,716)	423,716	-
51		<b>Items Deferred</b>	<b>\$ 215,082</b>	<b>\$ 423,716</b>	<b>\$ 638,799</b>
52		Adjustment For Tax Provision	46,170	0	46,170
53		<b>Sum Items Deferred</b>	<b>\$ 168,912</b>	<b>\$ 423,716</b>	<b>\$ 592,628</b>
54					
55	Amortization of Deferred Income Tax Assets & Liabilities				
56		Amortization of Deferred Regulatory Tax Assets & Tax Liabilities	12,653	0	12,653
57		<b>Sum Total Deferred Taxes</b>	<b>\$ 181,565</b>	<b>\$ 423,716</b>	<b>\$ 605,281</b>
58					
59					
60		<b>Total Current + Deferred State Income Taxes (Line 43 + Line 57)</b>	<b>\$ 1,565,573</b>	<b>\$ (4)</b>	<b>\$ 1,565,569</b>

Kentucky American Water Company  
Case No. 2012-00520  
Federal Income Taxes at Present Rates, for the Forecast Period  
For the 12 Months Ending July 31, 2014

SCHEDULE E-1.3

DATA: \_\_\_\_\_BASE PERIOD \_\_\_X\_\_\_ FORECASTED PERIOD  
TYPE OF FILING: \_\_\_X\_\_\_ ORIGINAL \_\_\_ \_\_\_ UPDATED \_\_\_ REVISED  
WORKPAPER REFERENCE NO(S): W/P-6-1, 6-3, 6-4, 6-5

Exhibits\Taxes\[Income Tax Expense 11272012.xlsx]E-1.3 Federal Inc Tax Forecast

PAGE 1 of 1

Witness Responsible: Scott Rungren

Line	Category	Item	Current Rates Federal Tax Calculation Forecast Period	At Proposed Rates Adjustments	Forecast Period At Proposed Rates
1	Book Revenue (+)				
2		Operating Revenue	\$ 83,666,204	\$ 12,317,702	\$ 95,983,906
3					
4	Book Deductions (-)				
5		O&M Expenses	(33,892,179)	(70,932)	(33,963,111)
6		Depreciation, Amortization, & Cost of Removal	(13,331,863)	0	(13,331,863)
7		Taxes Other Than Income	(5,114,771)	(18,207)	(5,132,978)
8		Current State Income Tax	(491,703)	(733,714)	(1,225,416)
9		Interest Expense	(12,710,004)	0	(12,710,004)
10		<b>Total Book Deductions (Sum Lines 5 - 9)</b>	<b>\$ (65,540,519)</b>	<b>\$ (822,852)</b>	<b>\$ (66,363,371)</b>
11					
12		<b>Book Pre-Tax Income (Line 2 + Line 10)</b>	<b>\$ 18,125,685</b>	<b>\$ 11,494,850</b>	<b>\$ 29,620,534</b>
13					
14	Reconciling Items				
		<b>Permanent Differences:</b>			
15		<b>(Deduction) or Reversal of Deduction</b>			
16		Non-Deductible Meals	26,295	0	26,295
17		Non-Deductible Penalties and Mandatory Dividends	381,900	0	381,900
18		<b>Pre-Tax Income After Perm. Differences (Line 12 + Line 16 + Line 17)</b>	<b>\$ 18,533,880</b>	<b>\$ 11,494,850</b>	<b>\$ 30,028,730</b>
19					
		<b>Temporary Differences:</b>			
20		<b>(Deduction) or Reversal of Deduction; Revenue or (Reversal of Revenue)</b>			
21		Deduct Tax Depreciation (State or Federal)	(16,581,660)	0	(16,581,660)
22		Reverse Deduction of Book Depreciation	12,577,367	0	12,577,367
23		Reverse Deduction of Amortization of Property Losses	57,080	0	57,080
24		Reverse Deduction of Amortization of UPAA	0	0	0
25		Reverse Deduction of Deferred Maintenance Amortization	480,898	0	480,898
26		Deduct Actual Deferred Maintenance Expenditures	(400,000)	0	(400,000)
27		Reverse All CIAC Amortization Credits	(1,583,328)	0	(1,583,328)
28		Reflect Actual Taxable CIAC Received	109,430	0	109,430
29		Reflect Repairs Deduction	(4,342,668)	0	(4,342,668)
30		Reverse Book Cost of Removal	2,127,563	0	2,127,563
31		Reflect Actual Cost of Removal	(526,535)	0	(526,535)
32		<b>Net Temporary (Deductions) or Reversal of Deductions (Sum Lines 21 - 31)</b>	<b>\$ (8,081,854)</b>	<b>\$ -</b>	<b>\$ (8,081,854)</b>
33					
34		<b>Pre-Tax Income After Permanent and Temporary Differences (Line 18 + Line 32)</b>	<b>\$ 10,452,026</b>	<b>\$ 11,494,850</b>	<b>\$ 21,946,876</b>
35					
36	Calculation of Current Federal Income Taxes				
37		Tax Rate	35%	35%	35%
38		<b>Current Taxes (Line 34 x Line 37)</b>	<b>\$ 3,658,209</b>	<b>\$ 4,023,197</b>	<b>\$ 7,681,407</b>
39					
40					
41	Calculation of Deferred Federal Income Taxes				
42		Federal Deferred Taxes Related to UPIS, CIAC, and Repairs	3,194,618	0	3,194,618
43		Federal Deferred Taxes Related to Deferred Maintenance	(28,314)	0	(28,314)
44		Federal Deferred Taxes Related to Property Losses	(19,978)	0	(19,978)
45		Federal Deferred Taxes Related to Cost of Removal	(560,360)	0	(560,360)
46		<b>Sum Items Deferred</b>	<b>\$ 2,585,966</b>	<b>\$ -</b>	<b>\$ 2,585,966</b>
47					
48	Amortization of Deferred Income Tax Assets & Liabilities				
49		Amortization of Deferred Regulatory Tax Assets & Tax Liabilities	313,228	0	313,228
50					
51		Amortization of Deferred ITC	(84,792)	0	(84,792)
52		<b>Sum Total Federal Deferred Taxes + Amortization of ITC</b>	<b>\$ 2,814,402</b>	<b>\$ -</b>	<b>\$ 2,814,402</b>
53					
54					
55		<b>Total Current + Deferred Federal Income Taxes + Amortization of ITC (Line 38 + Line 52)</b>	<b>\$ 6,472,611</b>	<b>\$ 4,023,197</b>	<b>\$ 10,495,809</b>

Kentucky American Water Company  
Case No. 2012-00520  
State Income Taxes at Present Rates, for the Forecast Period  
For the 12 Months Ending July 31, 2014

SCHEDULE E-1.4

DATA: \_\_\_\_BASE PERIOD \_\_X\_\_ FORECASTED PERIOD  
TYPE OF FILING: \_\_X\_\_ ORIGINAL \_\_\_\_UPDATED\_\_REVISED  
WORKPAPER REFERENCE NO(S): W/P-6-1, 6-3, 6-4, 6-5

Exhibits\Taxes\[Income Tax Expense 11272012.xlsx]E-1.4 State Inc Tax Forecast

PAGE 1 of 1

Witness Responsible: Scott Rungren

Line	Category	Item	Current Rates State Tax Calculation Forecast Period	At Proposed Rates Adjustments	Forecast Period At Proposed Rates
1	Book Revenue (+)				
2		Operating Revenue	\$ 83,666,204	\$ 12,317,702	\$ 95,983,906
3					
4	Book Deductions (-)				
5		O&M Expenses	(33,892,179)	(70,932)	(33,963,111)
6		Depreciation, Amortization, & Cost of Removal	(13,331,863)	-	(13,331,863)
7		Taxes Other Than Income	(5,114,771)	(18,207)	(5,132,978)
8		Current State Income Tax			
9		Interest Expense	(12,710,004)	0	(12,710,004)
10		<b>Total Book Deductions (Sum Lines 5 - 9)</b>	<b>\$ (65,048,817)</b>	<b>\$ (89,138)</b>	<b>\$ (65,137,955)</b>
11					
12		<b>Book Pre-Tax Income (Line 2 + Line 10)</b>	<b>\$ 18,617,387</b>	<b>\$ 12,228,564</b>	<b>\$ 30,845,951</b>
13					
14	Reconciling Items				
		<b>Permanent Differences:</b>			
15		<b>(Deduction) or Reversal of Deduction</b>			
16		Non-Deductible Meals	26,295	0	26,295
17		Non-Deductible Penalties and Mandatory Dividends	381,900	0	381,900
18		<b>Pre-Tax Income After Perm. Differences (Line 12 + Line 16 + Line 17)</b>	<b>\$ 19,025,582</b>	<b>\$ 12,228,564</b>	<b>\$ 31,254,146</b>
19					
		<b>Temporary Differences:</b>			
20		<b>(Deduction) or Reversal of Deduction; Revenue or (Reversal of Revenue)</b>			
21		Deduct Tax Depreciation (State or Federal)	(19,330,615)	0	(19,330,615)
22		Reverse Deduction of Book Depreciation	12,577,367	0	12,577,367
23		Reverse Deduction of Amortization of Property Losses	57,080	0	57,080
24		Reverse Deduction of Amortization of UPAA	0	0	0
25		Reverse Deduction of Deferred Maintenance Amortization	480,898	0	480,898
26		Deduct Actual Deferred Maintenance Expenditures	(400,000)	0	(400,000)
27		Reverse All CIAC Amortization Credits	(1,583,328)	0	(1,583,328)
28		Reflect Actual Taxable CIAC Received	109,700	0	109,700
29		Reflect Repairs Deduction	(4,342,668)	0	(4,342,668)
30		Reverse Book Cost of Removal	2,127,563	0	2,127,563
31		Reflect Actual Cost of Removal	(526,535)	0	(526,535)
32		<b>Net Temporary (Deductions) or Reversal of Deductions (Sum Lines 21 - 31)</b>	<b>\$ (10,830,538)</b>	<b>\$ -</b>	<b>\$ (10,830,538)</b>
33					
34		<b>Pre-Tax Income After Permanent and Temporary Differences (Line 18 + Line 32)</b>	<b>\$ 8,195,044</b>	<b>\$ 12,228,564</b>	<b>\$ 20,423,608</b>
35					
36	Calculation of Current State Income Taxes				
37		Tax Rate	6.0%	6.0%	6.0%
38		<b>Current Taxes (Line 34 x Line 37)</b>	<b>\$ 491,703</b>	<b>\$ 733,714</b>	<b>\$ 1,225,416</b>
39					
40					
41	Calculation of Deferred State Income Taxes				
42		State Deferred Taxes Related to UPIS, CIAC, and Repairs	758,070	0	758,070
43		State Deferred Taxes Related to Deferred Maintenance	(4,854)	0	(4,854)
44		State Deferred Taxes Related to Property Losses	(3,425)	0	(3,425)
45		State Deferred Taxes Related to Cost of Removal	(96,062)	0	(96,062)
46		<b>Sum Items Deferred</b>	<b>\$ 653,730</b>	<b>\$ -</b>	<b>\$ 653,730</b>
47					
48		<b>Amortization of Deferred Income Tax Assets &amp; Liabilities</b>			
49		Amortization of Deferred Regulatory Tax Assets & Tax Liabilities	21,063	0	21,063
50		<b>Sum Total Deferred Taxes</b>	<b>\$ 674,793</b>	<b>\$ -</b>	<b>\$ 674,793</b>
51					
52					
53		<b>Total Current + Deferred State Income Taxes (Line 38 + Line 50)</b>	<b>\$ 1,166,495</b>	<b>\$ 733,714</b>	<b>\$ 1,900,209</b>

W/P - 6-3

Exhibits\Taxes\Income Tax Expense 11272012.xlsx Link In

Kentucky American Water Company  
KENTUCKY AMERICAN WATER COMPANY  
Case No. 2012-00520

	Base Year	Forecast Year	Forecast Year Proposed Rates		
Revenues	\$ 87,282,760	\$ 83,666,204	\$	95,983,906	
O&M Expense	33,903,162	33,892,179	\$	33,963,111	
Depreciation, Amortization & Cost of Removal	12,079,210	13,331,863	\$	13,331,863	
Taxes Other Than Income	4,797,323	5,114,771	\$	5,132,978	
Net Below the Line Income (Loss)	(540,270)				
13 Month Average from 2012 Cap Structure					
Interest Expense			Debt Type	Capital	Cost
Rate Base	373,990,355		STD	7,832,734	0.81% \$ 63,445.15
Weighted Cost of Debt			LTD	199,750,138	6.14% \$ 12,264,658.48
Weighted Cost of Preferred Stock			Pref Stock	4,482,398	8.52% \$ 381,900.33
Interest Expense				Sum	\$ 12,710,003.96
Within Interest, Mandatory Dividend					
Reconciling Items					
Perm					
Taxable Meals	10,689	26,295			
Lobbying					
Nondeductible penalties & dividend mandatory red					
Temp					
State Tax Depreciation	12,405,037	19,330,615			
Federal Tax Depreciation	14,851,891	16,581,660			
Book Depreciation (Life Rate Only, No CIAC Amortization)	11,300,206	12,577,367			
Taxable AFUDC					
Deferred Debits	57,081	57,080			
Amortization of UPAA					
Deferred Maintenance Amortization	384,856	480,898			
Actual Deferred Maintenance Expenditures	900,000	400,000			
Property Losses					
AFUDC Gross Up		\$ 190,086			
CIAC Amortization	-1,468,556	-1,583,328			
Taxable CIAC Contributed	-292,772	-109,430			
Repairs Maintenance	7,550,364	\$ 4,342,668			
Reverse Book Cost of Removal	2,040,541	2,127,563			
Reflect Actual Cost of Removal	689,505	\$ 526,535			
UPIS Deferred State Tax	692,377	758,070			
UPIS Deferred Federal Tax	3,799,325	3,194,618			
Amortization of Tax Reg Assets & Liabilities State	12,653	21,063			
Amortization of Tax Reg Assets & Liabilities Federal	217,707	313,228			
Amortization of Deferred ITCs	63,597	84,792			
<u>State Income Tax</u>					
Current State Income Tax	1,384,008				
Deferred State Income Tax	181,565				
<u>Federal Tax</u>					
Current Federal Income Tax	7,480,524				
Deferred Federal Income Tax	1,199,577				
Investment Tax Credits	(63,597)				
Prior Period Adjustment					
Federal	2,666,069				
State	423,721				
Federal (deferred)	2,671,473				
State (deferred)	423,716				
Current SIT	960,288		Current FIT	4,814,455	
Calculated Current Tax	967,539		Calculated Current Tax	4,443,458	
Adjustment for tax Provision	7,251		Adjustment for tax Provision	(370,997)	
Deferred State Income Tax					
Def SIT-Current	11,843		Deferred Federal Income Tax		
Def SIT-Pr Yr Adj	(423,716)		Def SIT-Current	64,938	
Def SIT-Other	580,785		Def SIT-Pr Yr Adj	(2,671,473)	
Total	168,912		Def SIT-Other	3,588,405	
Calculated Deferred State Income Tax	215,082		Total	981,870	
Adjustment for tax Provision	46,170		Calculated Deferred State Income	815,311	
			Adjustment for tax Provision	(166,559)	



Information Linked to Other Files  
 Temporary Diff to Deferred Tax File  
 Exhibits\Taxes\KY Tax Depreciation 2012-2014 for WP 6-3.xlsx Linkout  
 W/P - 6-3

	Oct-12	Nov-12	Dec-12	Jan-13	Feb-13	Mar-13	Apr-13	May-13	Jun-13
Tax Depr	922,663	935,731	975,638	929,239	934,539	937,376	947,481	1,190,866	1,200,073
Book Depr	889,766	893,663	896,743	902,824	904,696	908,120	915,061	922,850	1,021,470
Book AFUDC	0	799	33,035	9,651	16,666	42,136	196,225	514,385	14,162
Tax AFUDC	0	799	26,709	582	1,005	31,258	91,226	284,663	854
NT Cust Adv	135,000	16,696	(25,000)	85,000	110,000	35,000	23,000	30,000	60,000
NT CIAC	150,080	150,080	150,080	107,870	1,416,380	107,870	150,080	145,390	154,770
Total NT Non-Tax CA/CIAC	285,080	166,776	125,080	192,870	1,526,380	142,870	173,080	175,390	214,770
UPIS Add Book Basis	1,609,136	1,939,260	3,511,267	1,264,968	2,613,525	1,589,311	4,988,843	7,389,209	2,087,418
UPIS Add Tax Basis	525,206	771,172	1,347,341	852,448	527,924	1,331,201	4,459,568	6,647,583	1,534,467
Tax Depreciation									
		34,250,963							
Tax Depreciation-State	1,013,276	1,039,756	1,121,273	1,083,896	1,089,100	1,091,938	1,102,042	1,345,377	1,354,434

Information Linked to Other Files  
Temporary Diff to Deferred Tax File

W/P - 6-3  
Exhibits\Taxes\KY Tax Depreciation 2012-2014 for WP 6-3.xlsx\Linkout

	Jul-13	Aug-13	Sep-13	Oct-13	Nov-13	Dec-13	Jan-14	Feb-14	Mar-14	Apr-14
Tax Depr	1,220,763	1,232,468	1,247,477	1,264,336	1,295,599	1,582,319	1,407,547	1,410,335	1,420,362	1,421,820
Book Depr	1,027,620	940,269	942,542	946,027	947,617	949,256	967,187	967,844	970,486	973,352
Book AFUDC	15,117	16,776	13,789	13,675	13,511	667,158	7,534	7,385	4,356	4,610
Tax AFUDC	911	1,011	831	799	787	60,043	437	420	248	262
NT Cust Adv	55,000	40,000	55,000	50,000	60,000	51,000	85,000	30,000	15,000	30,000
NT CIAC	117,250	140,700	140,700	140,700	243,880	103,180	107,870	103,180	107,870	150,080
Total NT Non-Tax CA/CIAC	172,250	180,700	195,700	190,700	303,880	154,180	192,870	133,180	122,870	180,080
UPIS Add Book Basis	1,677,835	1,473,567	1,647,321	1,280,234	1,327,303	14,729,191	983,041	1,314,549	1,003,916	1,113,975
UPIS Add Tax Basis	1,252,532	1,057,275	1,235,231	834,167	793,732	13,778,605	638,428	942,089	766,842	655,920
Tax Depreciation										
Tax Depreciation-State	1,375,003	1,463,748	1,479,228	1,496,705	1,528,980	1,817,169	1,634,100	1,636,888	1,646,915	1,648,372

Information Linked to Other Files

W/P - 6-3

Temporary Diff to Deferred Tax File

Exhibits\Taxes\KY Tax Depreciation 2012-2014 for WP 6-3.xlsx\Linkout

	May-14	Jun-14	Jul-14	Aug-14	Sep-14	Oct-14	Nov-14	Dec-14	Forecast Year
Tax Depr	1,425,312	1,429,484	1,444,602	1,447,766	1,455,597	1,476,171	1,519,849	1,575,551	16,581,660
Book Depr	968,778	971,095	973,171	976,277	977,195	979,658	982,626	987,740	11,517,623
Book AFUDC	6,271	8,625	12,081	9,620	23,751	37,227	88,129	79,774	775,770
Tax AFUDC	357	491	687	547	1,352	2,118	5,015	4,540	66,374
NT Cust Adv	30,000	25,000	55,000	40,000	35,000	70,000	60,000	11,000	526,000
NT CIAC	145,390	154,770	117,250	140,700	140,700	140,700	243,880	65,660	1,655,570
Total NT Non-Tax CA/CIAC	175,390	179,770	172,250	180,700	175,700	210,700	303,880	76,660	2,181,570
UPIS Add Book Basis	1,515,194	1,469,171	1,863,542	1,263,775	2,127,886	2,690,657	5,050,053	3,825,643	29,721,003
UPIS Add Tax Basis	987,886	992,526	1,424,856	839,080	1,718,607	2,181,288	4,466,617	2,870,458	24,107,558
Tax Depreciation									
Tax Depreciation-State	1,651,816	1,655,870	1,670,823	1,673,810	1,681,185	1,701,521	1,745,011	1,800,617	19,330,615

**KENTUCKY-AMERICAN WATER COMPANY**  
**TAX BASIS WATER PROPERTY - DEPRECIATION EXPENSE - FEDERAL**  
**CASE NO. XXX**  
**For the Year 2012-2014**

TWENTY-FIVE YEAR PROPERTY	Oct-2012	Nov-2012	Dec-2012	Jan-2013	Feb-2013	Mar-2013	Apr-2013	May-2013	Jun-2013	Jul-2013	Aug-2013	Sep-2013	Oct-2013	Nov-2013	Dec-2013	Jan-2014	Feb-2014	Mar-2014
WATER PROPERTY	300,131	668,763	1,160,982	672,281	277,117	1,325,614	4,453,980	796,764	1,327,113	725,377	802,653	991,374	596,582	435,368	13,259,654	587,895	902,655	494,487
N.D.B. (LINE-8 @100%)	300,131	668,763	1,160,982	672,281	277,117	1,325,614	4,453,980	796,764	1,327,113	725,377	802,653	991,374	596,582	435,368	13,259,654	587,895	902,655	494,487
ACCUMULATED	300,131	968,894	2,129,876	2,802,157	3,079,274	4,404,888	8,858,869	9,655,633	10,982,745	11,708,122	12,510,775	13,502,150	14,098,732	14,534,100	27,793,754	28,381,649	29,284,304	29,778,791
REGULAR DEPRECIATION	6,003	13,375	23,220	13,446	5,542	26,512	89,080	15,935	26,542	14,508	16,053	19,827	11,932	8,707	265,193	11,758	18,053	9,890
ACCUM DEPRECIATION	6,003	19,378	42,598	56,044	61,586	88,098	177,178	193,113	219,655	234,163	250,216	270,043	281,975	290,682	555,875	567,633	585,686	595,576

SEVEN YEAR PROPERTY	Oct-2012	Nov-2012	Dec-2012	Jan-2013	Feb-2013	Mar-2013	Apr-2013	May-2013	Jun-2013	Jul-2013	Aug-2013	Sep-2013	Oct-2013	Nov-2013	Dec-2013	Jan-2014	Feb-2014	Mar-2014
OFFICE FURN. & FIX.	65,533	0	0	0	0	0	0	0	0	0	0	0	0	0	0	0	0	0
N.D.B. (LINES 17-19 @100%)	65,533	0	0	0	0	0	0	0	0	0	0	0	0	0	0	0	0	0
ACCUMULATED	65,533	65,533	65,533	65,533	65,533	65,533	65,533	65,533	65,533	65,533	65,533	65,533	65,533	65,533	65,533	65,533	65,533	65,533
DEPRECIATION	9,365	0	0	0	0	0	0	0	0	0	0	0	0	0	0	0	0	0
ACCUM DEPRECIATION	9,365	9,365	9,365	9,365	9,365	9,365	9,365	9,365	9,365	9,365	9,365	9,365	9,365	9,365	9,365	9,365	9,365	9,365

FIVE YEAR PROPERTY	Oct-2012	Nov-2012	Dec-2012	Jan-2013	Feb-2013	Mar-2013	Apr-2013	May-2013	Jun-2013	Jul-2013	Aug-2013	Sep-2013	Oct-2013	Nov-2013	Dec-2013	Jan-2014	Feb-2014	Mar-2014
LIGHT TRUCKS	17,086	5,060	11,660	0	0	0	0	17,333	0	109,200	0	0	0	52,000	0	0	0	0
CARS	17,628	5,214	12,014	0	0	0	0	17,859	0	112,509	0	0	0	53,576	0	0	0	0
HEAVY TRUCKS	17,188	5,060	11,660	0	0	0	0	17,333	0	109,200	0	0	0	52,000	0	0	0	0
OFFICE EQUIPMENT	46,734	0	0	0	0	0	0	0	0	0	0	0	0	0	0	0	0	0
COMPUTER EQUIPMENT	0	0	0	0	0	0	0	0	0	0	0	0	0	0	0	0	0	0
N.D.B. (LINES 17-19 @100%)	98,636	15,335	35,335	0	0	0	0	52,525	0	330,908	0	0	0	157,575	0	0	0	0
ACCUMULATED	98,636	113,971	149,305	149,305	149,305	149,305	149,305	149,305	201,830	532,738	532,738	532,738	532,738	690,313	690,313	690,313	690,313	690,313
DEPRECIATION	19,727	3,067	7,067	0	0	0	0	10,505	0	66,182	0	0	0	31,515	0	0	0	0
ACCUM DEPRECIATION	19,727	22,794	29,861	29,861	29,861	29,861	29,861	40,366	40,366	106,548	106,548	106,548	106,548	138,063	138,063	138,063	138,063	138,063

THREE YEAR PROPERTY	Oct-2012	Nov-2012	Dec-2012	Jan-2013	Feb-2013	Mar-2013	Apr-2013	May-2013	Jun-2013	Jul-2013	Aug-2013	Sep-2013	Oct-2013	Nov-2013	Dec-2013	Jan-2014	Feb-2014	Mar-2014
SOFTWARE	37,200	28,517	28,469	73,664	151,610	5,587	5,587	5,587	109,646	127,963	123,648	117,797	113,965	65,618	64,273	38,834	37,851	271,176
N.D.B. (LINES 17-19 @100%)	37,200	28,517	28,469	73,664	151,610	5,587	5,587	5,587	109,646	127,963	123,648	117,797	113,965	65,618	64,273	38,834	37,851	271,176
ACCUMULATED	37,200	65,716	94,185	167,849	319,459	325,047	330,634	6,091,320	6,200,966	6,328,930	6,452,577	6,570,374	6,684,339	6,749,957	6,814,229	6,853,063	6,890,913	7,162,000
DEPRECIATION	12,399	9,505	9,489	24,552	50,532	1,862	1,862	1,920,037	36,545	42,650	41,212	39,262	37,985	21,870	21,422	12,943	12,616	90,083
ACCUM DEPRECIATION	12,399	21,904	31,393	55,945	106,477	108,339	110,201	2,030,238	2,066,763	2,109,433	2,150,645	2,189,907	2,227,892	2,249,762	2,271,184	2,284,127	2,296,743	2,387,826

REAL PROPERTY	Oct-2012	Nov-2012	Dec-2012	Jan-2013	Feb-2013	Mar-2013	Apr-2013	May-2013	Jun-2013	Jul-2013	Aug-2013	Sep-2013	Oct-2013	Nov-2013	Dec-2013	Jan-2014	Feb-2014	Mar-2014
BUILDINGS	23,707	58,557	122,555	106,502	99,196	0	0	37,608	97,708	68,283	130,974	126,060	123,620	135,171	98,089	8,403	0	0
ACCUMULATED	23,707	82,264	204,819	311,321	410,518	410,518	410,518	448,126	545,834	614,117	745,091	871,151	994,771	1,129,942	1,228,041	1,236,444	1,236,444	1,236,444
DEPRECIATION	127	188	131	2,821	2,229	0	0	604	1,359	804	1,261	944	861	434	105	207	0	0
ACCUM DEPRECIATION	127	315	446	3,067	5,296	5,296	5,296	5,900	7,259	8,063	9,324	10,268	10,929	11,363	11,468	11,675	11,675	11,675

TOTAL ACCUM. DEPR.	47,621	73,756	113,663	154,282	212,585	240,959	331,901	2,278,982	2,343,428	2,467,572	2,526,098	2,586,131	2,636,709	2,699,235	2,985,955	3,010,863	3,041,532	3,141,805
LESS: PROV. YEAR TO DATE	0	15,874	44,815	0	12,857	31,014	52,008	83,108	357,592	641,283	945,664	1,261,751	1,592,846	1,940,800	2,320,018	0	250,905	504,599
SUBTOTAL	47,621	57,882	68,848	154,282	199,728	209,945	279,893	2,195,874	1,985,836	1,826,289	1,580,434	1,324,380	1,043,863	758,435	665,937	3,010,863	2,790,627	2,637,206
REMAINING PERIODS	3	2	1	12	11	10	9	8	7	6	5	4	3	2	1	12	11	11
MONTHLY PROV.	15,874	28,941	68,848	12,857	18,157	20,995	31,099	274,484	283,691	304,382	316,087	331,095	347,954	379,217	665,937	250,905	253,693	263,311
ON CURRENT ADDITIONS																		

DEPRECIATION ON PROPERTY @	Oct-2012	Nov-2012	Dec-2012	Jan-2013	Feb-2013	Mar-2013	Apr-2013	May-2013	Jun-2013	Jul-2013	Aug-2013	Sep-2013	Oct-2013	Nov-2013	Dec-2013	Jan-2014	Feb-2014	Mar-2014
2011& Prior UPIS Projected	906,790	906,790	906,790	839,735	839,735	839,735	839,735	839,735	839,735	839,735	839,735	839,735	839,735	839,735	839,735	794,040	794,040	794,040
Current Year Regular Depreciation	15,874	28,941	68,848	12,857	18,157	20,995	31,099	274,484	283,691	304,382	316,087	331,095	347,954	379,217	665,937	250,905	253,693	263,311
Current Year Bonus Depreciation	0	0	0	0	0	0	0	0	0	0	0	0	0	0	0	0	0	0
Year 2 & 3 Depreciation	0	0	0	76,647	76,647	76,647	76,647	76,647	76,647	76,647	76,647	76,647	76,647	76,647	76,647	362,602	362,602	362,602
TOTAL DEPRECIATION	922,663	935,731	975,638	929,239	954,539	937,376	947,481	1,190,866	1,200,073	1,220,763	1,232,468	1,247,477	1,264,336	1,295,599	1,582,319	1,407,547	1,410,335	1,420,982
ACCUMULATED	922,663	1,858,394	2,834,032	3,763,271	4,697,810	5,635,186	6,582,667	7,773,532	8,973,605	10,194,368	11,426,837	12,674,313	13,938,649	15,234,248	16,816,567	18,224,114	19,634,449	20,854,872

Accum Depr on 2008-09 Additions	15,874	44,815	113,663	126,520	144,677	165,671	196,771	471,255	754,946	1,059,327	1,375,414	1,706,509	2,054,463	2,433,681	3,099,618	3,604,217	3,867,937	3,867,937
Numeric Month	10	11	12	1	2	3	4	5	6	7	8	9	10	11	12	1	2	3



W/P - 6-3

Exhibits\Taxes\[KY Tax Depreciation 2012-2014 for WP 6-3.xlsx]Yrs 2 and 3 FED

**KENTUCKY-AMERICAN WATER COMPANY****TAX BASIS WATER PROPERTY - DEPRECIATION EXPENSE - FEDERAL Years 2 & 3****CASE NO. XXX**

	2012 UPIS Additions		2013 UPIS Additions	
	2013 2nd Year	2014 3rd Year	2014 2nd Year	2015 3rd Year
<b>TWENTY YEAR PROPERTY</b>				
WATER PROPERTY				
UPIS Additions	2,716,781	2,716,781	25,663,878	25,663,878
Depreciation Rate	4.000%	4.000%	4.000%	4.000%
Tax Dep Expense	108,671	108,671	1,026,555	1,026,555
<b>SEVEN YEAR PROPERTY</b>				
OFFICE FURN. & FIX.				
UPIS Additions	131,066	131,066	0	0
Depreciation Rate	24.490%	17.490%	24.490%	17.490%
Tax Dep Expense	32,098	22,923	0	0
<b>FIVE YEAR PROPERTY</b>				
LIGHT TRUCKS				
CARS				
HEAVY TRUCKS				
OFFICE EQUIPMENT				
COMPUTER EQUIPMENT				
UPIS Additions	195,855	195,855	541,008	541,008
Depreciation Rate	32.000%	19.200%	32.000%	19.200%
Tax Dep Expense	62,674	37,604	173,123	103,874
<b>THREE YEAR PROPERTY</b>				
Software				
UPIS Additions	2,127,591	2,127,591	6,720,044	6,720,044
Depreciation Rate	33.330%	33.330%	33.330%	33.330%
Tax Dep Expense	709,126	709,126	2,239,791	2,239,791
<b>REAL PROPERTY</b>				
BUILDINGS				
UPIS Additions	280,473	280,473	1,023,222	1,023,222
Depreciation Rate	2.564%	2.564%	2.564%	2.564%
Tax Dep Expense	7,191	7,191	26,235	26,235
<b>Annual Depreciation</b>	919,760	885,515	3,465,704	3,396,455
<b>Monthly Depreciation</b>	76,647	73,793	288,809	283,038



W/P - 6-3  
Exhibits\Taxes\KY Tax Depreciation 2012-2014 for WP 6-3.xlsx\Tax Depr STAT

	Apr-2014	May-2014	Jun-2014	Jul-2014	Aug-2014	Sep-2014	Oct-2014	Nov-2014	Dec-2014
655.695	905.947	860.163	882.824	746.636	1,475.024	1,936.884	4,348.961	2,780.318	46,601.120
655.695	905.947	860.163	882.824	746.636	1,475.024	1,936.884	4,348.961	2,780.318	46,601.120
32,564.363	33,470.310	34,330.473	35,313.297	36,059.933	37,534.957	39,471.841	43,820.803	46,601.120	
13,114	18,119	17,203	19,656	14,833	29,500	35,738	86,973	55,606	
651,287	669,406	686,609	706,265	721,198	750,698	789,436	876,418	932,021	

0	0	0	0	0	0	0	0	0	0
0	0	0	0	0	0	0	0	0	0
131,066	131,066	131,066	131,066	131,066	131,066	131,066	131,066	131,066	131,066
18,729	18,729	18,729	18,729	18,729	18,729	18,729	18,729	18,729	18,729

0	15,253	18,027	115,440	0	0	0	36,746	0	0	431,612
0	15,715	18,573	118,938	0	0	0	37,860	0	0	444,741
0	15,253	18,027	115,440	0	0	0	36,746	0	0	431,612
0	0	0	0	0	0	0	0	0	0	93,467
0	0	0	0	0	0	0	0	0	0	0
839,619	885,841	940,467	1,290,284	1,290,284	1,401,637	1,401,637	1,401,637	1,401,637	1,401,637	1,401,637
0	9,244	10,925	69,963	0	22,271	0	0	0	0	0
167,924	177,168	188,093	258,056	258,056	280,327	280,327	280,327	280,327	280,327	280,327

0	0	0	0	0	0	0	0	0	0	0
0	0	0	0	0	0	0	0	0	0	0
7,256,274	7,256,274	7,256,274	7,256,274	7,256,274	7,256,274	7,256,274	7,256,274	7,256,274	7,256,274	7,256,274
0	0	0	0	0	0	0	0	0	0	0
2,418,516	2,418,516	2,418,516	2,418,516	2,418,516	2,418,516	2,418,516	2,418,516	2,418,516	2,418,516	2,418,516

0	35,717	77,737	92,215	92,444	243,563	133,050	117,656	90,141	2,118,987
1,236,444	1,272,161	1,349,898	1,442,113	1,534,557	1,778,140	1,911,190	2,028,846	2,118,987	
0	191	250	99	0	0	0	0	0	0
19,470	19,661	19,911	20,010	20,010	20,010	20,010	20,010	20,010	20,010

3,275,926	3,303,460	3,331,866	3,421,576	3,436,509	3,466,009	3,527,018	3,613,997	3,669,603	
798,571	1,073,833	1,352,539	1,635,298	1,933,011	2,233,711	2,541,785	2,870,196	3,242,097	
2,477,355	2,229,647	1,979,319	1,786,278	1,503,498	1,232,298	965,233	743,801	427,506	
9	8	7	6	5	4	3	2	1	
275,262	278,706	282,760	297,713	300,700	308,075	328,411	371,900	427,506	7,006,598

Total Tax Basis Additions

57,509,084

860,667	860,667	860,667	860,667	860,667	860,667	860,667	860,667	860,667	860,667	860,667
275,262	278,706	282,760	297,713	300,700	308,075	328,411	371,900	427,506	427,506	427,506
76,647	76,647	76,647	76,647	76,647	76,647	76,647	76,647	76,647	76,647	76,647
435,796	435,796	435,796	435,796	435,796	435,796	435,796	435,796	435,796	435,796	435,796
1,649,372	1,651,816	1,655,870	1,670,923	1,681,185	1,701,521	1,745,011	1,800,617	1,800,617	1,800,617	1,800,617
11,409,123	13,060,945	14,716,816	16,397,639	18,091,449	19,742,634	21,444,155	23,189,166	24,989,792	24,989,792	24,989,792

4,410,828 4,689,534 4,972,293 5,270,006 5,570,706 5,878,780 6,207,191 6,579,092 7,006,598

4 5 6 7 8 9 10 11 12



W/P - 6-3

Exhibits\Taxes\[KY Tax Depreciation 2012-2014 for WP 6-3.xlsx]Yrs 2 and 3 STATE

**KENTUCKY-AMERICAN WATER COMPANY****TAX BASIS WATER PROPERTY - DEPRECIATION EXPENSE - STATE Years 2 & 3****CASE NO. XXX**

	2012 UPIS Additions		2013 UPIS Additions	
	2013 2nd Year	2014 3rd Year	2014 2nd Year	2015 3rd Year
<b>TWENTY YEAR PROPERTY</b> WATER PROPERTY				
UPIS Additions	5,433,561	5,433,561	25,663,878	25,663,878
Depreciation Rate	4.000%	4.000%	4.000%	4.000%
Tax Dep Expense	217,342	217,342	1,026,555	1,026,555
<b>SEVEN YEAR PROPERTY</b> OFFICE FURN. & FIX.				
UPIS Additions	262,132	262,132	0	0
Depreciation Rate	24.490%	17.490%	24.490%	17.490%
Tax Dep Expense	64,196	45,847	0	0
<b>FIVE YEAR PROPERTY</b> LIGHT TRUCKS CARS HEAVY TRUCKS OFFICE EQUIPMENT COMPUTER EQUIPMENT				
UPIS Additions	391,711	391,711	541,008	541,008
Depreciation Rate	32.000%	19.200%	32.000%	19.200%
Tax Dep Expense	125,347	75,208	173,123	103,874
<b>THREE YEAR PROPERTY</b> Software				
UPIS Additions	4,255,182	4,255,182	6,720,044	6,720,044
Depreciation Rate	33.330%	33.330%	33.330%	33.330%
Tax Dep Expense	1,418,252	1,418,252	2,239,791	2,239,791
<b>REAL PROPERTY</b> BUILDINGS				
UPIS Additions	280,473	280,473	1,023,222	1,023,222
Depreciation Rate	2.564%	2.564%	2.564%	2.564%
Tax Dep Expense	7,191	7,191	26,235	26,235
<b>Annual Depreciation</b>	1,832,328	1,763,840	3,465,704	3,396,455
<b>Monthly Depreciation</b>	152,694	146,987	288,809	283,038





Kentucky-American Water Compa UPIS Additions per Construction CASE NO. XXX	Exhibits\Taxes\KY Tax Depreciation 2012-2014 for WP 6-3.xlsx\Plant Add												W/P - 18 Dec-2014						
	Jul-2013	Aug-2013	Sep-2013	Oct-2013	Nov-2013	Dec-2013	Jan-2014	Feb-2014	Mar-2014	Apr-2014	May-2014	Jun-2014		Jul-2014	Aug-2014	Sep-2014	Oct-2014	Nov-2014	Dec-2014
10130100	301000-Organization	0	0	0	0	0	0	0	0	0	0	0	0	0	0	0	0	0	0
10130200	302000-Franchises	0	0	0	0	0	0	0	0	0	0	0	0	0	0	0	0	0	0
10130300	303000-Land & Land	0	0	0	0	0	0	0	0	0	0	0	0	0	0	0	0	0	0
10130350	303300-Land & Land	0	0	0	0	0	0	0	0	0	0	0	0	0	0	0	0	0	0
10130350	303400-Land & Land	0	0	0	0	0	0	0	0	0	0	0	0	0	0	0	0	0	0
10130350	303500-Land & Land	0	0	0	0	355,579	3,296	1,563	1,179	225	0	0	0	0	0	0	0	0	0
10130410	304100-Struct & Imp-	0	0	0	0	0	0	0	0	0	0	0	0	0	0	0	0	0	0
10130420	304200-Struct & Imp-	21,010	104,711	73,535	50,085	87,888	71,838	8,403	0	0	0	0	0	0	0	0	0	0	0
10130430	304300-Struct & Imp-	0	0	0	0	0	0	0	0	0	0	0	0	0	0	0	0	0	0
10130440	304400-Struct & Imp-	47,273	26,263	52,525	73,535	47,273	26,261	0	0	0	0	0	0	0	0	0	0	0	0
10130450	304500-Struct & Imp-	0	0	0	0	0	0	0	0	0	0	0	0	0	0	0	0	0	0
10130450	304610-Struct & Imp-	0	0	0	0	0	0	0	0	0	0	0	0	0	0	0	0	0	0
10130450	304700-Struct & Imp-	0	0	0	0	0	0	0	0	0	0	0	0	0	0	0	0	0	0
10130450	304800-Struct & Imp-	0	0	0	0	0	0	0	0	0	0	0	0	0	0	0	0	0	0
10130500	305000-Collect & Imp	0	0	0	0	0	0	0	0	0	0	0	0	0	0	0	0	0	0
10130600	306000-Lake, River & 7.879	39,267	27,576	18,762	32,962	26,939	3,151	0	0	0	0	0	0	0	0	0	0	0	0
10130900	309000-Supply Mains	0	0	0	0	0	0	0	0	0	0	0	0	0	0	0	0	0	0
10131000	310000-Power Gener	0	0	0	0	0	0	0	0	0	0	0	0	0	0	0	0	0	0
10131100	311000-Pump Equip	0	0	0	0	0	0	0	0	0	0	0	0	0	0	0	0	0	0
10131120	311000-Pump Equip	100,631	82,945	45,960	31,303	54,936	304,940	9,647	2,111	1,572	300	9,192	42,020	37,938	51,212	543,463	51,197	53,838	36,641
10131130	311300-Pump Equip Di	0	0	0	0	0	0	0	0	0	0	0	0	0	0	0	0	0	0
10131140	311400-Pump Equip H	0	0	0	0	0	0	0	0	0	0	0	0	0	0	0	0	0	0
10131150	311500-Pump Equip O	0	0	0	0	0	0	0	0	0	0	0	0	0	0	0	0	0	0
10131150	311520-Pump Equip S	0	0	0	0	0	0	0	0	0	0	0	0	0	0	0	0	0	0
10131152	311530-Pump Equip W	0	0	0	0	0	0	0	0	0	0	0	0	0	0	0	0	0	0
10131154	311540-Pump Equip E	0	0	0	0	0	0	0	0	0	0	0	0	0	0	0	0	0	0
10131200	320100-WT Equip Nic	5,253	26,178	18,384	12,521	21,975	17,960	2,101	0	0	0	3,877	16,808	15,175	20,485	208,828	14,879	21,535	14,657
10132010	320200-WT Equip Fil	0	0	0	0	0	0	0	0	0	0	0	0	0	0	0	0	0	0
10133000	330000-Dist Reservoir	0	0	0	0	0	0	0	0	0	0	0	0	0	0	0	0	0	0
10133000	330100-Elevated Tan	0	0	0	0	0	3,250,517	54,838	26,388	19,646	3,750	0	0	0	0	0	0	0	0
10133000	330200-Ground Level	5,253	26,178	18,384	12,521	21,975	17,960	2,101	0	0	0	3,877	16,808	15,175	20,485	18,753	14,879	21,535	14,657
10133000	330400-Clearwell	0	0	0	0	0	0	0	0	0	0	0	0	0	0	0	0	0	0
10133100	331001-TD Mains Nor	380,210	488,929	561,646	595,678	548,405	9,936,160	581,133	369,328	198,286	207,736	284,785	294,077	403,837	524,355	569,537	1,863,490	4,427,313	3,037,064
10133100	331100-TD Mains 4in	0	0	0	0	0	0	0	0	0	0	0	0	0	0	0	0	0	0
10133100	331200-TD Mains 6in	0	0	0	0	0	0	0	0	0	0	0	0	0	0	0	0	0	0
10133100	331300-TD Mains 10in	0	0	0	0	0	0	0	0	0	0	0	0	0	0	0	0	0	0
10133100	331400-TD Mains 18in	0	0	0	0	0	0	0	0	0	0	0	0	0	0	0	0	0	0
10133300	333000-Services	209,809	214,144	188,128	186,577	152,321	154,809	147,007	161,031	186,118	209,676	224,058	217,269	234,932	217,188	185,161	195,940	148,081	408,756
10133410	334100-Meters	335,719	159,450	149,229	80,784	76,161	59,033	50,250	34,366	153,255	522,878	678,672	487,423	389,833	171,139	122,558	90,440	72,979	58,972
10133410	334120-Meters Bronz	0	0	0	0	0	0	0	0	0	0	0	0	0	0	0	0	0	0
10133410	334130-Meters Plesh	0	0	0	0	0	0	0	0	0	0	0	0	0	0	0	0	0	0
10133410	334131-Meter Readin	0	0	0	0	0	0	0	0	0	0	0	0	0	0	0	0	0	0
10133420	334200-Meter Installa	0	0	0	0	0	0	0	0	0	0	0	0	0	0	0	0	0	0
10133410	334300-Meter Vaults	0	0	0	0	0	0	0	0	0	0	0	0	0	0	0	0	0	0
10133500	335000-Hydrants	63,075	69,307	72,469	93,978	55,478	51,841	49,325	39,562	42,095	40,729	47,167	52,870	65,500	73,032	76,516	131,248	154,812	116,518
10133910	339100-Other P/E-Int	0	0	0	0	0	0	0	0	0	0	0	0	0	0	0	0	0	0
10133910	339600-Other P/E-Inf	0	0	0	0	0	0	0	0	8,929	8,929	8,929	8,929	8,929	8,929	8,929	8,929	8,929	8,929
10134010	340100-Office Furnit	0	0	0	0	0	0	0	0	0	0	0	0	0	0	0	0	0	0
10134010	340210-Crns & Perif	0	0	0	0	0	0	0	0	0	0	0	0	0	0	0	0	0	0
10134010	340220-Crns & Perif	0	0	0	0	0	0	0	0	0	0	0	0	0	0	0	0	0	0
10134010	340230-Crns & Perif	0	0	0	0	0	0	0	0	0	0	0	0	0	0	0	0	0	0
10134010	340240-Crns & Perif	0	0	0	0	0	0	0	0	0	0	0	0	0	0	0	0	0	0
10134010	340300-Computer So	0	0	0	0	0	0	0	0	0	0	0	0	0	0	0	0	0	0
10134010	340320-Comp Softwa	0	0	0	0	0	0	0	0	0	0	0	0	0	0	0	0	0	0
10134010	340325-Comp Softwa	0	0	0	0	0	0	0	0	0	0	0	0	0	0	0	0	0	0
10134010	340330-Comp Softwa	0	0	0	0	0	0	0	0	0	0	0	0	0	0	0	0	0	0
10134010	340500-Other Office I	0	0	0	0	0	0	0	0	0	0	0	0	0	0	0	0	0	0
10134100	341100-Trans Equip I	109,200	0	0	0	52,000	0	0	0	0	0	0	15,253	18,027	115,440	0	0	36,746	0
10134100	341200-Trans Equip I	109,200	0	0	0	52,000	0	0	0	0	0	0	15,253	18,027	115,440	0	0	36,746	0



Kentucky-American Water Compas UPIS Additions per Construction CASE NO. XXX	Exhibits\Taxes\KY Tax Depreciation 2012-2014 for WP 6-3.xlsx\Plant Add												W/P - 18						
	Jul-2013	Aug-2013	Sep-2013	Oct-2013	Nov-2013	Dec-2013	Jan-2014	Feb-2014	Mar-2014	Apr-2014	May-2014	Jun-2014		Jul-2014	Aug-2014	Sep-2014	Oct-2014	Nov-2014	Dec-2014
10134100 341300-Tens Equip	112,503	0	0	53,576	0	0	0	0	0	0	15,715	18,573	118,938	0	0	37,860	0	0	0
10134100 341400-Tens Equip	0	0	0	0	0	0	0	0	0	0	0	0	0	0	0	0	0	0	0
10134200 342000-Stores Equip	0	0	0	0	0	0	0	0	0	0	0	0	0	0	0	0	0	0	0
10134300 343000-Ten's Shop/E	5,253	105,048	0	0	0	0	0	10,505	10,505	78,788	67,100	89,292	47,273	0	40,106	0	0	0	0
10134400 344000-Laboratory Et	0	0	0	0	0	0	0	0	0	0	0	0	0	0	0	0	0	0	0
10134500 345000-Power Opera	0	0	0	0	0	0	0	0	0	0	0	0	0	0	0	0	0	0	0
10134600 346100-Comm Equip	12,500	2,500	321,658	10,505	4,727	65,010	27,362	322,186	107,294	107,219	107,220	0	0	0	43,787	17,768	0	0	26,263
10134600 346200-Comm Equip	0	0	0	0	0	0	0	0	0	0	0	0	0	0	0	0	0	0	0
10134700 347000-Misc Equipm	12,500	2,500	0	0	0	0	0	0	0	0	0	0	0	0	43,787	2,000	0	0	0
10134800 348000-Other Tangib	0	0	0	0	0	0	0	1,576	1,576	1,576	0	0	0	0	0	0	0	0	0
10135420 354200-WW Struc &	0	0	0	0	0	0	0	0	0	0	0	0	0	0	0	0	0	0	0
10134010 340315-Comp Softwa	127,963	123,648	117,797	113,965	65,618	64,273	38,634	37,851	271,176	0	0	0	0	0	0	0	0	0	0
10133830 338300-Other P/E-Tr	12,500	2,500	0	0	0	0	0	0	0	0	0	0	0	0	43,787	2,000	0	0	0
TOTAL UTILITY PLA	1,677,835	1,473,567	1,647,321	1,280,234	1,327,303	14,729,191	963,041	1,314,549	1,003,916	1,113,975	1,515,194	1,469,171	1,863,542	1,263,775	2,127,886	2,680,657	5,050,063	3,825,643	
Kentucky-American Water Compas Segregation of Tax Basis Proper CASE NO. XXX							Total Land	Total Additions 2013											
WATER PROPERTY	\$725,377	\$802,653	\$981,374	\$596,562	\$435,368	\$13,259,654	\$567,995	\$902,655	\$494,487	\$655,695	\$905,947	\$860,163	\$982,924	\$746,636	\$1,475,024	\$1,936,884	\$4,346,961	\$2,780,318	
OFFICE FURN & FIX	0	0	0	0	0	0	0	0	0	0	0	0	0	0	0	0	0	0	0
SOFTWARE	127,963	123,648	117,797	113,965	65,618	64,273	38,634	37,851	271,176	0	0	0	0	0	0	0	0	0	0
LIGHT TRUCKS	109,200	0	0	0	82,000	0	0	0	0	0	15,253	18,027	115,440	0	0	36,746	0	0	0
CARS	112,509	0	0	53,576	0	0	0	0	0	0	15,715	18,573	118,938	0	0	37,860	0	0	0
HEAVY TRUCKS	109,200	0	0	52,000	0	0	0	0	0	0	15,253	18,027	115,440	0	0	36,746	0	0	0
OFFICE EQUIPMENT	0	0	0	0	0	0	0	0	0	0	0	0	0	0	0	0	0	0	0
COMPUTER EQUIPMEI	0	0	0	0	0	0	0	0	0	0	0	0	0	0	0	0	0	0	0
BUILDINGS	68,283	130,974	126,060	123,650	135,171	98,099	8,403	0	0	0	35,717	77,737	92,215	92,444	243,583	133,050	117,656	90,141	
Land	0	0	0	0	0	356,579	3,296	1,553	1,179	225	0	0	0	0	0	0	0	0	0
Total Tax Basis Proper	1,252,532	1,057,275	1,235,231	834,167	783,732	13,778,605	638,428	942,089	766,842	655,920	987,886	992,526	1,424,856	839,080	1,718,607	2,181,288	4,466,617	2,870,468	
Check Total before Tempore	425,304	416,292	412,090	446,067	533,571	950,586	344,614	372,459	237,074	458,055	527,308	476,645	436,686	424,695	409,279	509,369	983,436	955,184	
Book AFUDC	15,117	16,776	13,769	13,675	13,511	667,158	7,534	7,385	4,356	4,610	6,271	8,625	12,081	9,620	23,751	37,227	88,129	79,774	
Tax AFUDC	911	1,011	831	799	767	60,043	437	420	248	262	357	491	687	547	1,352	2,118	5,015	4,540	
Net Non-taxable Cust	172,250	180,700	195,700	190,700	303,880	154,180	192,870	133,180	122,870	180,080	175,390	179,770	172,250	180,700	175,700	210,700	303,880	76,660	
Repairs	238,848	219,828	203,432	242,491	216,967	189,291	144,647	232,315	110,096	273,627	346,004	288,740	255,042	234,923	211,180	263,561	196,442	803,290	
Bonus Depreciation																			
Total Net Temporary	186,456	186,464	208,657	203,576	316,604	761,285	199,967	140,144	126,979	184,428	181,304	187,905	183,644	189,772	198,100	245,809	386,984	151,894	
Check Total	238,848	219,828	203,432	242,491	216,967	189,291	144,647	232,315	110,096	273,627	346,004	288,740	255,042	234,923	211,180	263,561	196,442	803,290	

Kentucky American Water Company  
Case No. 2012-00520  
Federal Income Taxes at Present Rates, for the Base Period  
Base Year for the 12 Months Ended March 31, 2013

SCHEDULE E-1.1

DATA:  BASE PERIOD  FORECASTED PERIOD  
TYPE OF FILING:  ORIGINAL  UPDATED  REVISED  
WORKPAPER REFERENCE NO(S): W/P-6-1, 6.2

Exhibits\Taxes\[Income Tax Expense 11272012.xlsx]E-1.1 Federal Inc Tax Base  
PAGE 1 of 1

Witness Responsible: Scott Rungren

Line	Category	Item	Current Rates Federal Tax Calculation Base Period	Adjustments	Adjusted Base Period
1	Book Revenue (+)				
2		Operating Revenue	\$ 87,282,760	\$ -	\$ 87,282,760
3					
4	Book Deductions (-)				
5		O&M Expenses	(33,903,162)	0	(33,903,162)
6		Depreciation, Amortization, & Cost of Removal	(12,079,210)	0	(12,079,210)
7		Taxes Other Than Income	(4,797,323)	0	(4,797,323)
8		Current State Income Tax	(967,539)	0	(967,539)
10		Interest Expense	(11,847,606)	0	(11,847,606)
11		<b>Total Book Deductions (Sum Lines 5 - 10)</b>	<b>\$ (63,594,840)</b>	<b>\$ -</b>	<b>\$ (63,594,840)</b>
12					
13		<b>Book Pre-Tax Income (Line 2 + Line 11)</b>	<b>\$ 23,687,920</b>	<b>\$ -</b>	<b>\$ 23,687,920</b>
14					
15	Reconciling Items				
		<b>Permanent Differences:</b>			
16		<b>(Deduction) or Reversal of Deduction</b>			
17		Non-Deductible Meals	10,689	0	10,689
18		Non-Deductible Penalties and Mandatory Dividends	381,846	0	381,846
19		<b>Pre-Tax Income After Perm. Differences (Line 13 + Line 17 + Line 18)</b>	<b>\$ 24,080,454</b>	<b>\$ -</b>	<b>\$ 24,080,454</b>
20					
		<b>Temporary Differences:</b>			
21		<b>(Deduction) or Reversal of Deduction; Revenue or (Reversal of Revenue)</b>			
22		Deduct Tax Depreciation (State or Federal)	(14,851,891)	0	(14,851,891)
23		Reverse Deduction of Book Depreciation	11,300,206	0	11,300,206
24		Reverse Deduction of Amortization of Property Losses	57,081	0	57,081
25		Reverse Deduction of Amortization of UPAA	0	0	0
26		Reverse Deduction of Deferred Maintenance Amortization	384,856	0	384,856
27		Deduct Actual Deferred Maintenance Expenditures	(900,000)	0	(900,000)
28		Reverse All CIAC Amortization Credits	(1,468,556)	0	(1,468,556)
29		Reflect Actual Taxable CIAC Received	292,772	0	292,772
30		Reflect Repairs Deduction	(7,550,364)	0	(7,550,364)
31		Reverse Book Cost of Removal	2,040,541	0	2,040,541
32		Reflect Actual Cost of Removal	(689,505)	0	(689,505)
33		<b>Net Temporary (Deductions) or Reversal of Deductions (Sum Lines 22 - 32)</b>	<b>\$ (11,384,859)</b>	<b>\$ -</b>	<b>\$ (11,384,859)</b>
34					
35		<b>Pre-Tax Income After Permanent and Temporary Differences (Line 19 + Line 33)</b>	<b>\$ 12,695,595</b>	<b>\$ -</b>	<b>\$ 12,695,595</b>
36					
37	Calculation of Current Federal Income Taxes				
38		Tax Rate	35%	35%	35%
39		<b>Current Taxes (Line 35 x Line 38)</b>	<b>\$ 4,443,458</b>	<b>\$ -</b>	<b>\$ 4,443,458</b>
40		Adjustment For Tax Provision	370,997		
41		<b>Total Current Taxes</b>	<b>\$ 4,814,455</b>		<b>\$ 4,814,455</b>
42		Less: Prior Year Adjustment	(2,666,069)	2,666,069	0
43		<b>Total Federal Income Taxes - Current (Line 41 - Line 42)</b>	<b>\$ 7,480,524</b>	<b>\$ (2,666,069)</b>	<b>\$ 4,814,455</b>
44					
45	Calculation of Deferred Federal Income Taxes				
46		Federal Defered Taxes Related to UPIS, CIAC, and Repairs	3,799,325	0	3,799,325
47		Federal Defered Taxes Related to Deferred Maintenance	180,300	0	180,300
48		Federal Defered Taxes Related to Property Losses	(19,978)	0	(19,978)
49		Federal Defered Taxes Related to Cost of Removal	(472,863)	0	(472,863)
50		Federal Defered Taxes - Prior Year	(2,671,473)	2,671,473	-
51		<b>Items Deferred</b>	<b>\$ 815,311</b>	<b>\$ 2,671,473</b>	<b>\$ 3,486,784</b>
52		Adjustment For Tax Provision	(166,559)		(166,559)
53		<b>Sum Items Deferred</b>	<b>\$ 981,870</b>	<b>\$ 2,671,473</b>	<b>\$ 3,653,343</b>
54					
55	Amortization of Deferred Income Tax Assets & Liabilities				
56		Amortization of Deferred Regulatory Tax Assets & Tax Liabilities	217,707	0	217,707
57					
58		Amortization of Deferred ITC	(63,597)	0	(63,597)
59		<b>Sum Total Federal Deferred Taxes + Amortization of ITC</b>	<b>\$ 1,135,981</b>	<b>\$ 2,671,473</b>	<b>\$ 3,807,454</b>
60					
61					
62		<b>Total Current + Deferred Federal Income Taxes + Amortization of ITC (Line 43 + Line 59)</b>	<b>\$ 8,616,505</b>	<b>\$ 5,404</b>	<b>\$ 8,621,909</b>

Kentucky American Water Company  
Case No. 2012-00520  
State Income Taxes at Present Rates, for the Base Period  
Base Year for the 12 Months Ended March 31, 2013

SCHEDULE E-1.2

DATA:  BASE PERIOD  FORECASTED PERIOD  
TYPE OF FILING:  ORIGINAL  UPDATED  REVISED  
WORKPAPER REFERENCE NO(S): W/P-6-1, 6.2

Exhibits\Taxes\[Income Tax Expense 11272012.xlsx]E-1.2 State Inc Tax Base  
PAGE 1 of 1

Witness Responsible: Scott Rungren

Line	Category	Item	Current Rates State Tax Calculation Base Period	Adjustments	Adjusted Base Period
1	Book Revenue (+)				
2		Operating Revenue	\$ 87,282,760	\$ -	\$ 87,282,760
3					
4	Book Deductions (-)				
5		O&M Expenses	(33,903,162)	0	(33,903,162)
6		Depreciation, Amortization, & Cost of Removal	(12,079,210)	0	(12,079,210)
7		Taxes Other Than Income	(4,797,323)	0	(4,797,323)
8		Current State Income Tax	0	0	0
10		Interest Expense	(11,847,606)	0	(11,847,606)
11		<b>Total Book Deductions (Sum Lines 5 - 10)</b>	<b>\$ (62,627,301)</b>	<b>\$ -</b>	<b>\$ (62,627,301)</b>
12					
13		<b>Book Pre-Tax Income (Line 2 + Line 11)</b>	<b>\$ 24,655,459</b>	<b>\$ -</b>	<b>\$ 24,655,459</b>
14					
15	Reconciling Items				
		<b>Permanent Differences:</b>			
16		<b>(Deduction) or Reversal of Deduction</b>			
17		Non-Deductible Meals	26,295	0	26,295
18		Non-Deductible Penalties and Mandatory Dividends	381,900	0	381,900
19		<b>Pre-Tax Income After Perm. Differences (Line 13 + Line 17 + Line 18)</b>	<b>\$ 25,063,654</b>	<b>\$ -</b>	<b>\$ 25,063,654</b>
20					
		<b>Temporary Differences:</b>			
21		<b>(Deduction) or Reversal of Deduction; Revenue or (Reversal of Revenue)</b>			
22		Deduct Tax Depreciation (State or Federal)	(12,405,037)	0	(12,405,037)
23		Reverse Deduction of Book Depreciation	11,300,206	0	11,300,206
24		Reverse Deduction of Amortization of Property Losses	57,081	0	57,081
25		Reverse Deduction of Amortization of UPAA	0	0	0
26		Reverse Deduction of Deferred Maintenance Amortization	384,856	0	384,856
27		Deduct Actual Deferred Maintenance Expenditures	(900,000)	0	(900,000)
28		Reverse All CIAC Amortization Credits	(1,468,556)	0	(1,468,556)
29		Reflect Actual Taxable CIAC Received	292,772	0	292,772
30		Reflect Repairs Deduction	(7,550,364)	0	(7,550,364)
31		Reverse Book Cost of Removal	2,040,541	0	2,040,541
32		Reflect Actual Cost of Removal	(689,505)	0	(689,505)
33		<b>Net Temporary (Deductions) or Reversal of Deductions (Sum Lines 22 - 32)</b>	<b>\$ (8,938,005)</b>	<b>\$ -</b>	<b>\$ (8,938,005)</b>
34					
35		<b>Pre-Tax Income After Permanent and Temporary Differences (Line 19 + Line 33)</b>	<b>\$ 16,125,649</b>	<b>\$ -</b>	<b>\$ 16,125,649</b>
36					
37	Calculation of Current State Income Taxes				
38		Tax Rate	6.0%	6.0%	6.0%
39		<b>Current Taxes (Line 35 x Line 38)</b>	<b>\$ 967,539</b>	<b>\$ -</b>	<b>\$ 967,539</b>
40		Adjustment For Tax Provision	(7,251)		(7,251)
41		<b>Total Current Taxes</b>	<b>\$ 960,288</b>	<b>\$</b>	<b>\$ 960,288</b>
42		Less: Prior Year Adjustment	(423,721)	423,721	0
43		<b>Total State Income Taxes (Line 41 - Line 42)</b>	<b>\$ 1,384,008</b>	<b>\$ (423,721)</b>	<b>\$ 960,288</b>
44					
45	Calculation of Deferred State Income Taxes				
46		State Deferred Taxes Related to UPIS, CIAC, and Repairs	692,377	0	692,377
47		State Deferred Taxes Related to Deferred Maintenance	30,909	0	30,909
48		State Deferred Taxes Related to Property Losses	(3,425)	0	(3,425)
49		State Deferred Taxes Related to Cost of Removal	(81,062)	0	(81,062)
50		State Deferred Taxes - Prior Year	(423,716)	423,716	-
51		<b>Items Deferred</b>	<b>\$ 215,082</b>	<b>\$ 423,716</b>	<b>\$ 638,799</b>
52		Adjustment For Tax Provision	46,170	0	46,170
53		<b>Sum Items Deferred</b>	<b>\$ 168,912</b>	<b>\$ 423,716</b>	<b>\$ 592,628</b>
54					
55	Amortization of Deferred Income Tax Assets & Liabilities				
56		Amortization of Deferred Regulatory Tax Assets & Tax Liabilities	12,653	0	12,653
57		<b>Sum Total Deferred Taxes</b>	<b>\$ 181,565</b>	<b>\$ 423,716</b>	<b>\$ 605,281</b>
58					
59					
60		<b>Total Current + Deferred State Income Taxes (Line 43 + Line 57)</b>	<b>\$ 1,565,573</b>	<b>\$ (4)</b>	<b>\$ 1,565,569</b>



Kentucky American Water Company  
Case No. 2012-00520  
Federal Income Taxes at Present Rates, for the Forecast Period  
For the 12 Months Ending July 31, 2014

SCHEDULE E-1.3

DATA: \_\_\_\_\_BASE PERIOD \_\_\_X\_\_\_ FORECASTED PERIOD  
TYPE OF FILING: \_\_\_X\_\_\_ ORIGINAL \_\_\_ \_\_\_ UPDATED \_\_\_ REVISED  
WORKPAPER REFERENCE NO(S): W/P-6-1, 6-3, 6-4, 6-5

Exhibits\Taxes\[Income Tax Expense 11272012.xlsx]E-1.3 Federal Inc Tax Forecast

PAGE 1 of 1

Witness Responsible: Scott Rungren

Line	Category	Item	Current Rates Federal Tax Calculation Forecast Period	At Proposed Rates Adjustments	Forecast Period At Proposed Rates
1	Book Revenue (+)				
2		Operating Revenue	\$ 83,666,204	\$ 12,317,702	\$ 95,983,906
3					
4	Book Deductions (-)				
5		O&M Expenses	(33,892,179)	(70,932)	(33,963,111)
6		Depreciation, Amortization, & Cost of Removal	(13,331,863)	0	(13,331,863)
7		Taxes Other Than Income	(5,114,771)	(18,207)	(5,132,978)
8		Current State Income Tax	(491,703)	(733,714)	(1,225,416)
9		Interest Expense	(12,710,004)	0	(12,710,004)
10		<b>Total Book Deductions (Sum Lines 5 - 9)</b>	<b>\$ (65,540,519)</b>	<b>\$ (822,852)</b>	<b>\$ (66,363,371)</b>
11					
12		<b>Book Pre-Tax Income (Line 2 + Line 10)</b>	<b>\$ 18,125,685</b>	<b>\$ 11,494,850</b>	<b>\$ 29,620,534</b>
13					
14	Reconciling Items				
		<b>Permanent Differences:</b>			
15		<b>(Deduction) or Reversal of Deduction</b>			
16		Non-Deductible Meals	26,295	0	26,295
17		Non-Deductible Penalties and Mandatory Dividends	381,900	0	381,900
18		<b>Pre-Tax Income After Perm. Differences (Line 12 + Line 16 + Line 17)</b>	<b>\$ 18,533,880</b>	<b>\$ 11,494,850</b>	<b>\$ 30,028,730</b>
19					
		<b>Temporary Differences:</b>			
20		<b>(Deduction) or Reversal of Deduction; Revenue or (Reversal of Revenue)</b>			
21		Deduct Tax Depreciation (State or Federal)	(16,581,660)	0	(16,581,660)
22		Reverse Deduction of Book Depreciation	12,577,367	0	12,577,367
23		Reverse Deduction of Amortization of Property Losses	57,080	0	57,080
24		Reverse Deduction of Amortization of UPAA	0	0	0
25		Reverse Deduction of Deferred Maintenance Amortization	480,898	0	480,898
26		Deduct Actual Deferred Maintenance Expenditures	(400,000)	0	(400,000)
27		Reverse All CIAC Amortization Credits	(1,583,328)	0	(1,583,328)
28		Reflect Actual Taxable CIAC Received	109,430	0	109,430
29		Reflect Repairs Deduction	(4,342,668)	0	(4,342,668)
30		Reverse Book Cost of Removal	2,127,563	0	2,127,563
31		Reflect Actual Cost of Removal	(526,535)	0	(526,535)
32		<b>Net Temporary (Deductions) or Reversal of Deductions (Sum Lines 21 - 31)</b>	<b>\$ (8,081,854)</b>	<b>\$ -</b>	<b>\$ (8,081,854)</b>
33					
34		<b>Pre-Tax Income After Permanent and Temporary Differences (Line 18 + Line 32)</b>	<b>\$ 10,452,026</b>	<b>\$ 11,494,850</b>	<b>\$ 21,946,876</b>
35					
36	Calculation of Current Federal Income Taxes				
37		Tax Rate	35%	35%	35%
38		<b>Current Taxes (Line 34 x Line 37)</b>	<b>\$ 3,658,209</b>	<b>\$ 4,023,197</b>	<b>\$ 7,681,407</b>
39					
40					
41	Calculation of Deferred Federal Income Taxes				
42		Federal Deferred Taxes Related to UPIS, CIAC, and Repairs	3,194,618	0	3,194,618
43		Federal Deferred Taxes Related to Deferred Maintenance	(28,314)	0	(28,314)
44		Federal Deferred Taxes Related to Property Losses	(19,978)	0	(19,978)
45		Federal Deferred Taxes Related to Cost of Removal	(560,360)	0	(560,360)
46		<b>Sum Items Deferred</b>	<b>\$ 2,585,966</b>	<b>\$ -</b>	<b>\$ 2,585,966</b>
47					
48	Amortization of Deferred Income Tax Assets & Liabilities				
49		Amortization of Deferred Regulatory Tax Assets & Tax Liabilities	313,228	0	313,228
50					
51		Amortization of Deferred ITC	(84,792)	0	(84,792)
52		<b>Sum Total Federal Deferred Taxes + Amortization of ITC</b>	<b>\$ 2,814,402</b>	<b>\$ -</b>	<b>\$ 2,814,402</b>
53					
54					
55		<b>Total Current + Deferred Federal Income Taxes + Amortization of ITC (Line 38 + Line 52)</b>	<b>\$ 6,472,611</b>	<b>\$ 4,023,197</b>	<b>\$ 10,495,809</b>

Kentucky American Water Company  
Case No. 2012-00520  
State Income Taxes at Present Rates, for the Forecast Period  
For the 12 Months Ending July 31, 2014

SCHEDULE E-1.4

DATA: \_\_\_BASE PERIOD \_\_\_X\_\_\_ FORECASTED PERIOD  
TYPE OF FILING: \_\_\_X\_\_\_ ORIGINAL \_\_\_UPDATED\_\_\_ REVISIED  
WORKPAPER REFERENCE NO(S): W/P-6-1, 6-3, 6-4, 6-5

Exhibits\Taxes\[Income Tax Expense 11272012.xlsx]E-1.4 State Inc Tax Forecast

PAGE 1 of 1

Witness Responsible: Scott Rungren

Line	Category	Item	Current Rates State Tax Calculation Forecast Period	At Proposed Rates Adjustments	Forecast Period At Proposed Rates
1	Book Revenue (+)				
2		Operating Revenue	\$ 83,666,204	\$ 12,317,702	\$ 95,983,906
3					
4	Book Deductions (-)				
5		O&M Expenses	(33,892,179)	(70,932)	(33,963,111)
6		Depreciation, Amortization, & Cost of Removal	(13,331,863)	-	(13,331,863)
7		Taxes Other Than Income	(5,114,771)	(18,207)	(5,132,978)
8		Current State Income Tax			
9		Interest Expense	(12,710,004)	0	(12,710,004)
10		<b>Total Book Deductions (Sum Lines 5 - 9)</b>	<b>\$ (65,048,817)</b>	<b>\$ (89,138)</b>	<b>\$ (65,137,955)</b>
11					
12		<b>Book Pre-Tax Income (Line 2 + Line 10)</b>	<b>\$ 18,617,387</b>	<b>\$ 12,228,564</b>	<b>\$ 30,845,951</b>
13					
14	Reconciling Items				
		<b>Permanent Differences:</b>			
15		<b>(Deduction) or Reversal of Deduction</b>			
16		Non-Deductible Meals	26,295	0	26,295
17		Non-Deductible Penalties and Mandatory Dividends	381,900	0	381,900
18		<b>Pre-Tax Income After Perm. Differences (Line 12 + Line 16 + Line 17)</b>	<b>\$ 19,025,582</b>	<b>\$ 12,228,564</b>	<b>\$ 31,254,146</b>
19					
		<b>Temporary Differences:</b>			
20		<b>(Deduction) or Reversal of Deduction; Revenue or (Reversal of Revenue)</b>			
21		Deduct Tax Depreciation (State or Federal)	(19,330,615)	0	(19,330,615)
22		Reverse Deduction of Book Depreciation	12,577,367	0	12,577,367
23		Reverse Deduction of Amortization of Property Losses	57,080	0	57,080
24		Reverse Deduction of Amortization of UPAA	0	0	0
25		Reverse Deduction of Deferred Maintenance Amortization	480,898	0	480,898
26		Deduct Actual Deferred Maintenance Expenditures	(400,000)	0	(400,000)
27		Reverse All CIAC Amortization Credits	(1,583,328)	0	(1,583,328)
28		Reflect Actual Taxable CIAC Received	109,700	0	109,700
29		Reflect Repairs Deduction	(4,342,668)	0	(4,342,668)
30		Reverse Book Cost of Removal	2,127,563	0	2,127,563
31		Reflect Actual Cost of Removal	(526,535)	0	(526,535)
32		<b>Net Temporary (Deductions) or Reversal of Deductions (Sum Lines 21 - 31)</b>	<b>\$ (10,830,538)</b>	<b>\$ -</b>	<b>\$ (10,830,538)</b>
33					
34		<b>Pre-Tax Income After Permanent and Temporary Differences (Line 18 + Line 32)</b>	<b>\$ 8,195,044</b>	<b>\$ 12,228,564</b>	<b>\$ 20,423,608</b>
35					
36	Calculation of Current State Income Taxes				
37		Tax Rate	6.0%	6.0%	6.0%
38		<b>Current Taxes (Line 34 x Line 37)</b>	<b>\$ 491,703</b>	<b>\$ 733,714</b>	<b>\$ 1,225,416</b>
39					
40					
41	Calculation of Deferred State Income Taxes				
42		State Deferred Taxes Related to UPIS, CIAC, and Repairs	758,070	0	758,070
43		State Deferred Taxes Related to Deferred Maintenance	(4,854)	0	(4,854)
44		State Deferred Taxes Related to Property Losses	(3,425)	0	(3,425)
45		State Deferred Taxes Related to Cost of Removal	(96,062)	0	(96,062)
46		<b>Sum Items Deferred</b>	<b>\$ 653,730</b>	<b>\$ -</b>	<b>\$ 653,730</b>
47					
48		<b>Amortization of Deferred Income Tax Assets &amp; Liabilities</b>			
49		Amortization of Deferred Regulatory Tax Assets & Tax Liabilities	21,063	0	21,063
50		<b>Sum Total Deferred Taxes</b>	<b>\$ 674,793</b>	<b>\$ -</b>	<b>\$ 674,793</b>
51					
52					
53		<b>Total Current + Deferred State Income Taxes (Line 38 + Line 50)</b>	<b>\$ 1,166,495</b>	<b>\$ 733,714</b>	<b>\$ 1,900,209</b>

W/P - 6-4

Exhibits\Taxes\Income Tax Expense 11272012.xlsx Link In

Kentucky American Water Company  
KENTUCKY AMERICAN WATER COMPANY  
Case No. 2012-00520

	Base Year	Forecast Year	Forecast Year Proposed Rates		
Revenues	\$ 87,282,760	\$ 83,666,204	\$	95,983,906	
O&M Expense	33,903,162	33,892,179	\$	33,963,111	
Depreciation, Amortization & Cost of Removal	12,079,210	13,331,863	\$	13,331,863	
Taxes Other Than Income	4,797,323	5,114,771	\$	5,132,978	
Net Below the Line Income (Loss)	(540,270)				
13 Month Average from 2012 Cap Structure					
Interest Expense			Debt Type	Capital	Cost Annual Interest
Rate Base	373,990,355		STD	7,832,734	0.81% \$ 63,445.15
Weighted Cost of Debt			LTD	199,750,138	6.14% \$ 12,264,658.48
Weighted Cost of Preferred Stock			Pref Stock	4,482,398	8.52% \$ 381,900.33
Interest Expense				Sum	\$ 12,710,003.96
Within Interest, Mandatory Dividend					
Reconciling Items					
Perm					
Taxable Meals	10,689	26,295			
Lobbying					
Nondeductible penalties & dividend mandatory red					
Temp					
State Tax Depreciation	12,405,037	19,330,615			
Federal Tax Depreciation	14,851,891	16,581,660			
Book Depreciation (Life Rate Only, No CIAC Amortization)	11,300,206	12,577,367			
Taxable AFUDC					
Deferred Debits	57,081	57,080			
Amortization of UPAA					
Deferred Maintenance Amortization	384,856	480,898			
Actual Deferred Maintenance Expenditures	900,000	400,000			
Property Losses					
AFUDC Gross Up		\$ 190,086			
CIAC Amortization	-1,468,556	-1,583,328			
Taxable CIAC Contributed	-292,772	-109,430			
Repairs Maintenance	7,550,364	\$ 4,342,668			
Reverse Book Cost of Removal	2,040,541	2,127,563			
Reflect Actual Cost of Removal	689,505	\$ 526,535			
UPIS Deferred State Tax	692,377	758,070			
UPIS Deferred Federal Tax	3,799,325	3,194,618			
Amortization of Tax Reg Assets & Liabilities State	12,653	21,063			
Amortization of Tax Reg Assets & Liabilities Federal	217,707	313,228			
Amortization of Deferred ITCs	63,597	84,792			
<u>State Income Tax</u>					
Current State Income Tax	1,384,008				
Deferred State Income Tax	181,565				
<u>Federal Tax</u>					
Current Federal Income Tax	7,480,524				
Deferred Federal Income Tax	1,199,577				
Investment Tax Credits	(63,597)				
Prior Period Adjustment					
Federal	2,666,069				
State	423,721				
Federal (deferred)	2,671,473				
State (deferred)	423,716				
Current SIT	960,288		Current FIT	4,814,455	
Calculated Current Tax	967,539		Calculated Current Tax	4,443,458	
Adjustment for tax Provision	7,251		Adjustment for tax Provision	(370,997)	
Deferred State Income Tax					
Def SIT-Current	11,843		Deferred Federal Income Tax		
Def SIT-Pr Yr Adj	(423,716)		Def SIT-Current	64,938	
Def SIT-Other	580,785		Def SIT-Pr Yr Adj	(2,671,473)	
Total	168,912		Def SIT-Other	3,588,405	
Calculated Deferred State Income Tax	215,082		Total	981,870	
Adjustment for tax Provision	46,170		Calculated Deferred State Income	815,311	
			Adjustment for tax Provision	(166,559)	

Kentucky American Water Company  
KENTUCKY AMERICAN WATER COMPANY  
Case No. 2012-00520

Base from 2012 Cap Structure

	<u>Debt Type</u>	<u>Capital</u>	<u>Cost</u>	<u>Annual Interest</u>
STD		14,734,711	0.81%	\$ 119,351.16
LTD		193,955,717	5.85%	\$ 11,346,409.45
Pref Stock		4,481,756	8.52%	\$ 381,845.60
				<u>\$ 11,847,606.21</u>

Kentucky American Water Company  
Case No. 2012-00520  
Federal Income Taxes at Present Rates, for the Base Period  
Base Year for the 12 Months Ended March 31, 2013

SCHEDULE E-1.1

DATA:  BASE PERIOD  FORECASTED PERIOD  
TYPE OF FILING:  ORIGINAL  UPDATED  REVISED  
WORKPAPER REFERENCE NO(S): W/P-6-1, 6.2

Exhibits\Taxes\[Income Tax Expense 11272012.xlsx]E-1.1 Federal Inc Tax Base  
PAGE 1 of 1

Witness Responsible: Scott Rungren

Line	Category	Item	Current Rates Federal Tax Calculation Base Period	Adjustments	Adjusted Base Period
1	Book Revenue (+)				
2		Operating Revenue	\$ 87,282,760	\$ -	\$ 87,282,760
3					
4	Book Deductions (-)				
5		O&M Expenses	(33,903,162)	0	(33,903,162)
6		Depreciation, Amortization, & Cost of Removal	(12,079,210)	0	(12,079,210)
7		Taxes Other Than Income	(4,797,323)	0	(4,797,323)
8		Current State Income Tax	(967,539)	0	(967,539)
10		Interest Expense	(11,847,606)	0	(11,847,606)
11		<b>Total Book Deductions (Sum Lines 5 - 10)</b>	<b>\$ (63,594,840)</b>	<b>\$ -</b>	<b>\$ (63,594,840)</b>
12					
13		<b>Book Pre-Tax Income (Line 2 + Line 11)</b>	<b>\$ 23,687,920</b>	<b>\$ -</b>	<b>\$ 23,687,920</b>
14					
15	Reconciling Items				
16		<b>Permanent Differences:</b>			
16		<b>(Deduction) or Reversal of Deduction</b>			
17		Non-Deductible Meals	10,689	0	10,689
18		Non-Deductible Penalties and Mandatory Dividends	381,846	0	381,846
19		<b>Pre-Tax Income After Perm. Differences (Line 13 + Line 17 + Line 18)</b>	<b>\$ 24,080,454</b>	<b>\$ -</b>	<b>\$ 24,080,454</b>
20					
21		<b>Temporary Differences:</b>			
21		<b>(Deduction) or Reversal of Deduction; Revenue or (Reversal of Revenue)</b>			
22		Deduct Tax Depreciation (State or Federal)	(14,851,891)	0	(14,851,891)
23		Reverse Deduction of Book Depreciation	11,300,206	0	11,300,206
24		Reverse Deduction of Amortization of Property Losses	57,081	0	57,081
25		Reverse Deduction of Amortization of UPAA	0	0	0
26		Reverse Deduction of Deferred Maintenance Amortization	384,856	0	384,856
27		Deduct Actual Deferred Maintenance Expenditures	(900,000)	0	(900,000)
28		Reverse All CIAC Amortization Credits	(1,468,556)	0	(1,468,556)
29		Reflect Actual Taxable CIAC Received	292,772	0	292,772
30		Reflect Repairs Deduction	(7,550,364)	0	(7,550,364)
31		Reverse Book Cost of Removal	2,040,541	0	2,040,541
32		Reflect Actual Cost of Removal	(689,505)	0	(689,505)
33		<b>Net Temporary (Deductions) or Reversal of Deductions (Sum Lines 22 - 32)</b>	<b>\$ (11,384,859)</b>	<b>\$ -</b>	<b>\$ (11,384,859)</b>
34					
35		<b>Pre-Tax Income After Permanent and Temporary Differences (Line 19 + Line 33)</b>	<b>\$ 12,695,595</b>	<b>\$ -</b>	<b>\$ 12,695,595</b>
36					
37	Calculation of Current Federal Income Taxes				
38		Tax Rate	35%	35%	35%
39		<b>Current Taxes (Line 35 x Line 38)</b>	<b>\$ 4,443,458</b>	<b>\$ -</b>	<b>\$ 4,443,458</b>
40		Adjustment For Tax Provision	370,997		
41		<b>Total Current Taxes</b>	<b>\$ 4,814,455</b>		<b>\$ 4,814,455</b>
42		Less: Prior Year Adjustment	(2,666,069)	2,666,069	0
43		<b>Total Federal Income Taxes - Current (Line 41 - Line 42)</b>	<b>\$ 7,480,524</b>	<b>\$ (2,666,069)</b>	<b>\$ 4,814,455</b>
44					
45	Calculation of Deferred Federal Income Taxes				
46		Federal Defered Taxes Related to UPIS, CIAC, and Repairs	3,799,325	0	3,799,325
47		Federal Defered Taxes Related to Deferred Maintenance	180,300	0	180,300
48		Federal Defered Taxes Related to Property Losses	(19,978)	0	(19,978)
49		Federal Defered Taxes Related to Cost of Removal	(472,863)	0	(472,863)
50		Federal Defered Taxes - Prior Year	(2,671,473)	2,671,473	-
51		<b>Items Deferred</b>	<b>\$ 815,311</b>	<b>\$ 2,671,473</b>	<b>\$ 3,486,784</b>
52		Adjustment For Tax Provision	(166,559)		(166,559)
53		<b>Sum Items Deferred</b>	<b>\$ 981,870</b>	<b>\$ 2,671,473</b>	<b>\$ 3,653,343</b>
54					
55	Amortization of Deferred Income Tax Assets & Liabilities				
56		Amortization of Deferred Regulatory Tax Assets & Tax Liabilities	217,707	0	217,707
57					
58		Amortization of Deferred ITC	(63,597)	0	(63,597)
59		<b>Sum Total Federal Deferred Taxes + Amortization of ITC</b>	<b>\$ 1,135,981</b>	<b>\$ 2,671,473</b>	<b>\$ 3,807,454</b>
60					
61					
62		<b>Total Current + Deferred Federal Income Taxes + Amortization of ITC (Line 43 + Line 59)</b>	<b>\$ 8,616,505</b>	<b>\$ 5,404</b>	<b>\$ 8,621,909</b>

Kentucky American Water Company  
Case No. 2012-00520  
State Income Taxes at Present Rates, for the Base Period  
Base Year for the 12 Months Ended March 31, 2013

SCHEDULE E-1.2

DATA:  BASE PERIOD  FORECASTED PERIOD  
TYPE OF FILING:  ORIGINAL  UPDATED  REVISED  
WORKPAPER REFERENCE NO(S): W/P-6-1, 6.2

Exhibits\Taxes\[Income Tax Expense 11272012.xlsx]E-1.2 State Inc Tax Base  
PAGE 1 of 1

Witness Responsible: Scott Rungren

Line	Category	Item	Current Rates State Tax Calculation Base Period	Adjustments	Adjusted Base Period
1	Book Revenue (+)				
2		Operating Revenue	\$ 87,282,760	\$ -	\$ 87,282,760
3					
4	Book Deductions (-)				
5		O&M Expenses	(33,903,162)	0	(33,903,162)
6		Depreciation, Amortization, & Cost of Removal	(12,079,210)	0	(12,079,210)
7		Taxes Other Than Income	(4,797,323)	0	(4,797,323)
8		Current State Income Tax	0	0	0
10		Interest Expense	(11,847,606)	0	(11,847,606)
11		<b>Total Book Deductions (Sum Lines 5 - 10)</b>	<b>\$ (62,627,301)</b>	<b>\$ -</b>	<b>\$ (62,627,301)</b>
12					
13		<b>Book Pre-Tax Income (Line 2 + Line 11)</b>	<b>\$ 24,655,459</b>	<b>\$ -</b>	<b>\$ 24,655,459</b>
14					
15	Reconciling Items				
		<b>Permanent Differences:</b>			
16		<b>(Deduction) or Reversal of Deduction</b>			
17		Non-Deductible Meals	26,295	0	26,295
18		Non-Deductible Penalties and Mandatory Dividends	381,900	0	381,900
19		<b>Pre-Tax Income After Perm. Differences (Line 13 + Line 17 + Line 18)</b>	<b>\$ 25,063,654</b>	<b>\$ -</b>	<b>\$ 25,063,654</b>
20					
		<b>Temporary Differences:</b>			
21		<b>(Deduction) or Reversal of Deduction; Revenue or (Reversal of Revenue)</b>			
22		Deduct Tax Depreciation (State or Federal)	(12,405,037)	0	(12,405,037)
23		Reverse Deduction of Book Depreciation	11,300,206	0	11,300,206
24		Reverse Deduction of Amortization of Property Losses	57,081	0	57,081
25		Reverse Deduction of Amortization of UPAA	0	0	0
26		Reverse Deduction of Deferred Maintenance Amortization	384,856	0	384,856
27		Deduct Actual Deferred Maintenance Expenditures	(900,000)	0	(900,000)
28		Reverse All CIAC Amortization Credits	(1,468,556)	0	(1,468,556)
29		Reflect Actual Taxable CIAC Received	292,772	0	292,772
30		Reflect Repairs Deduction	(7,550,364)	0	(7,550,364)
31		Reverse Book Cost of Removal	2,040,541	0	2,040,541
32		Reflect Actual Cost of Removal	(689,505)	0	(689,505)
33		<b>Net Temporary (Deductions) or Reversal of Deductions (Sum Lines 22 - 32)</b>	<b>\$ (8,938,005)</b>	<b>\$ -</b>	<b>\$ (8,938,005)</b>
34					
35		<b>Pre-Tax Income After Permanent and Temporary Differences (Line 19 + Line 33)</b>	<b>\$ 16,125,649</b>	<b>\$ -</b>	<b>\$ 16,125,649</b>
36					
37	Calculation of Current State Income Taxes				
38		Tax Rate	6.0%	6.0%	6.0%
39		<b>Current Taxes (Line 35 x Line 38)</b>	<b>\$ 967,539</b>	<b>\$ -</b>	<b>\$ 967,539</b>
40		Adjustment For Tax Provision	(7,251)		(7,251)
41		<b>Total Current Taxes</b>	<b>\$ 960,288</b>	<b>\$</b>	<b>\$ 960,288</b>
42		Less: Prior Year Adjustment	(423,721)	423,721	0
43		<b>Total State Income Taxes (Line 41 - Line 42)</b>	<b>\$ 1,384,008</b>	<b>\$ (423,721)</b>	<b>\$ 960,288</b>
44					
45	Calculation of Deferred State Income Taxes				
46		State Deferred Taxes Related to UPIS, CIAC, and Repairs	692,377	0	692,377
47		State Deferred Taxes Related to Deferred Maintenance	30,909	0	30,909
48		State Deferred Taxes Related to Property Losses	(3,425)	0	(3,425)
49		State Deferred Taxes Related to Cost of Removal	(81,062)	0	(81,062)
50		State Deferred Taxes - Prior Year	(423,716)	423,716	-
51		<b>Items Deferred</b>	<b>\$ 215,082</b>	<b>\$ 423,716</b>	<b>\$ 638,799</b>
52		Adjustment For Tax Provision	46,170	0	46,170
53		<b>Sum Items Deferred</b>	<b>\$ 168,912</b>	<b>\$ 423,716</b>	<b>\$ 592,628</b>
54					
55	Amortization of Deferred Income Tax Assets & Liabilities				
56		Amortization of Deferred Regulatory Tax Assets & Tax Liabilities	12,653	0	12,653
57		<b>Sum Total Deferred Taxes</b>	<b>\$ 181,565</b>	<b>\$ 423,716</b>	<b>\$ 605,281</b>
58					
59					
60		<b>Total Current + Deferred State Income Taxes (Line 43 + Line 57)</b>	<b>\$ 1,565,573</b>	<b>\$ (4)</b>	<b>\$ 1,565,569</b>

Kentucky American Water Company  
Case No. 2012-00520  
Federal Income Taxes at Present Rates, for the Forecast Period  
For the 12 Months Ending July 31, 2014

SCHEDULE E-1.3

DATA: \_\_\_\_\_BASE PERIOD \_\_\_X\_\_\_ FORECASTED PERIOD  
TYPE OF FILING: \_\_\_X\_\_\_ ORIGINAL \_\_\_ \_\_\_UPDATED\_\_\_ REVISED  
WORKPAPER REFERENCE NO(S): W/P-6-1, 6-3, 6-4, 6-5

Exhibits\Taxes\[Income Tax Expense 11272012.xlsx]E-1.3 Federal Inc Tax Forecast

PAGE 1 of 1

Witness Responsible: Scott Rungren

Line	Category	Item	Current Rates Federal Tax Calculation Forecast Period	At Proposed Rates Adjustments	Forecast Period At Proposed Rates
1	Book Revenue (+)				
2		Operating Revenue	\$ 83,666,204	\$ 12,317,702	\$ 95,983,906
3					
4	Book Deductions (-)				
5		O&M Expenses	(33,892,179)	(70,932)	(33,963,111)
6		Depreciation, Amortization, & Cost of Removal	(13,331,863)	0	(13,331,863)
7		Taxes Other Than Income	(5,114,771)	(18,207)	(5,132,978)
8		Current State Income Tax	(491,703)	(733,714)	(1,225,416)
9		Interest Expense	(12,710,004)	0	(12,710,004)
10		<b>Total Book Deductions (Sum Lines 5 - 9)</b>	<b>\$ (65,540,519)</b>	<b>\$ (822,852)</b>	<b>\$ (66,363,371)</b>
11					
12		<b>Book Pre-Tax Income (Line 2 + Line 10)</b>	<b>\$ 18,125,685</b>	<b>\$ 11,494,850</b>	<b>\$ 29,620,534</b>
13					
14	Reconciling Items				
		<b>Permanent Differences:</b>			
15		<b>(Deduction) or Reversal of Deduction</b>			
16		Non-Deductible Meals	26,295	0	26,295
17		Non-Deductible Penalties and Mandatory Dividends	381,900	0	381,900
18		<b>Pre-Tax Income After Perm. Differences (Line 12 + Line 16 + Line 17)</b>	<b>\$ 18,533,880</b>	<b>\$ 11,494,850</b>	<b>\$ 30,028,730</b>
19					
		<b>Temporary Differences:</b>			
20		<b>(Deduction) or Reversal of Deduction; Revenue or (Reversal of Revenue)</b>			
21		Deduct Tax Depreciation (State or Federal)	(16,581,660)	0	(16,581,660)
22		Reverse Deduction of Book Depreciation	12,577,367	0	12,577,367
23		Reverse Deduction of Amortization of Property Losses	57,080	0	57,080
24		Reverse Deduction of Amortization of UPAA	0	0	0
25		Reverse Deduction of Deferred Maintenance Amortization	480,898	0	480,898
26		Deduct Actual Deferred Maintenance Expenditures	(400,000)	0	(400,000)
27		Reverse All CIAC Amortization Credits	(1,583,328)	0	(1,583,328)
28		Reflect Actual Taxable CIAC Received	109,430	0	109,430
29		Reflect Repairs Deduction	(4,342,668)	0	(4,342,668)
30		Reverse Book Cost of Removal	2,127,563	0	2,127,563
31		Reflect Actual Cost of Removal	(526,535)	0	(526,535)
32		<b>Net Temporary (Deductions) or Reversal of Deductions (Sum Lines 21 - 31)</b>	<b>\$ (8,081,854)</b>	<b>\$ -</b>	<b>\$ (8,081,854)</b>
33					
34		<b>Pre-Tax Income After Permanent and Temporary Differences (Line 18 + Line 32)</b>	<b>\$ 10,452,026</b>	<b>\$ 11,494,850</b>	<b>\$ 21,946,876</b>
35					
36	Calculation of Current Federal Income Taxes				
37		Tax Rate	35%	35%	35%
38		<b>Current Taxes (Line 34 x Line 37)</b>	<b>\$ 3,658,209</b>	<b>\$ 4,023,197</b>	<b>\$ 7,681,407</b>
39					
40					
41	Calculation of Deferred Federal Income Taxes				
42		Federal Deferred Taxes Related to UPIS, CIAC, and Repairs	3,194,618	0	3,194,618
43		Federal Deferred Taxes Related to Deferred Maintenance	(28,314)	0	(28,314)
44		Federal Deferred Taxes Related to Property Losses	(19,978)	0	(19,978)
45		Federal Deferred Taxes Related to Cost of Removal	(560,360)	0	(560,360)
46		<b>Sum Items Deferred</b>	<b>\$ 2,585,966</b>	<b>\$ -</b>	<b>\$ 2,585,966</b>
47					
48	Amortization of Deferred Income Tax Assets & Liabilities				
49		Amortization of Deferred Regulatory Tax Assets & Tax Liabilities	313,228	0	313,228
50					
51		Amortization of Deferred ITC	(84,792)	0	(84,792)
52		<b>Sum Total Federal Deferred Taxes + Amortization of ITC</b>	<b>\$ 2,814,402</b>	<b>\$ -</b>	<b>\$ 2,814,402</b>
53					
54					
55		<b>Total Current + Deferred Federal Income Taxes + Amortization of ITC (Line 38 + Line 52)</b>	<b>\$ 6,472,611</b>	<b>\$ 4,023,197</b>	<b>\$ 10,495,809</b>

Kentucky American Water Company  
Case No. 2012-00520  
State Income Taxes at Present Rates, for the Forecast Period  
For the 12 Months Ending July 31, 2014

SCHEDULE E-1.4

DATA: \_\_\_\_BASE PERIOD \_\_X\_\_ FORECASTED PERIOD  
TYPE OF FILING: \_\_X\_\_ ORIGINAL \_\_\_\_UPDATED\_\_REVISIED  
WORKPAPER REFERENCE NO(S): W/P-6-1, 6-3, 6-4, 6-5

Exhibits\Taxes\[Income Tax Expense 11272012.xlsx]E-1.4 State Inc Tax Forecast  
PAGE 1 of 1  
Witness Responsible: Scott Rungren

Line	Category	Item	Current Rates State Tax Calculation Forecast Period	At Proposed Rates Adjustments	Forecast Period At Proposed Rates
1	Book Revenue (+)				
2		Operating Revenue	\$ 83,666,204	\$ 12,317,702	\$ 95,983,906
3					
4	Book Deductions (-)				
5		O&M Expenses	(33,892,179)	(70,932)	(33,963,111)
6		Depreciation, Amortization, & Cost of Removal	(13,331,863)	-	(13,331,863)
7		Taxes Other Than Income	(5,114,771)	(18,207)	(5,132,978)
8		Current State Income Tax			
9		Interest Expense	(12,710,004)	0	(12,710,004)
10		<b>Total Book Deductions (Sum Lines 5 - 9)</b>	<b>\$ (65,048,817)</b>	<b>\$ (89,138)</b>	<b>\$ (65,137,955)</b>
11					
12		<b>Book Pre-Tax Income (Line 2 + Line 10)</b>	<b>\$ 18,617,387</b>	<b>\$ 12,228,564</b>	<b>\$ 30,845,951</b>
13					
14	Reconciling Items				
		<b>Permanent Differences:</b>			
15		<b>(Deduction) or Reversal of Deduction</b>			
16		Non-Deductible Meals	26,295	0	26,295
17		Non-Deductible Penalties and Mandatory Dividends	381,900	0	381,900
18		<b>Pre-Tax Income After Perm. Differences (Line 12 + Line 16 + Line 17)</b>	<b>\$ 19,025,582</b>	<b>\$ 12,228,564</b>	<b>\$ 31,254,146</b>
19					
		<b>Temporary Differences:</b>			
20		<b>(Deduction) or Reversal of Deduction; Revenue or (Reversal of Revenue)</b>			
21		Deduct Tax Depreciation (State or Federal)	(19,330,615)	0	(19,330,615)
22		Reverse Deduction of Book Depreciation	12,577,367	0	12,577,367
23		Reverse Deduction of Amortization of Property Losses	57,080	0	57,080
24		Reverse Deduction of Amortization of UPAA	0	0	0
25		Reverse Deduction of Deferred Maintenance Amortization	480,898	0	480,898
26		Deduct Actual Deferred Maintenance Expenditures	(400,000)	0	(400,000)
27		Reverse All CIAC Amortization Credits	(1,583,328)	0	(1,583,328)
28		Reflect Actual Taxable CIAC Received	109,700	0	109,700
29		Reflect Repairs Deduction	(4,342,668)	0	(4,342,668)
30		Reverse Book Cost of Removal	2,127,563	0	2,127,563
31		Reflect Actual Cost of Removal	(526,535)	0	(526,535)
32		<b>Net Temporary (Deductions) or Reversal of Deductions (Sum Lines 21 - 31)</b>	<b>\$ (10,830,538)</b>	<b>\$ -</b>	<b>\$ (10,830,538)</b>
33					
34		<b>Pre-Tax Income After Permanent and Temporary Differences (Line 18 + Line 32)</b>	<b>\$ 8,195,044</b>	<b>\$ 12,228,564</b>	<b>\$ 20,423,608</b>
35					
36	Calculation of Current State Income Taxes				
37		Tax Rate	6.0%	6.0%	6.0%
38		<b>Current Taxes (Line 34 x Line 37)</b>	<b>\$ 491,703</b>	<b>\$ 733,714</b>	<b>\$ 1,225,416</b>
39					
40					
41	Calculation of Deferred State Income Taxes				
42		State Deferred Taxes Related to UPIS, CIAC, and Repairs	758,070	0	758,070
43		State Deferred Taxes Related to Deferred Maintenance	(4,854)	0	(4,854)
44		State Deferred Taxes Related to Property Losses	(3,425)	0	(3,425)
45		State Deferred Taxes Related to Cost of Removal	(96,062)	0	(96,062)
46		<b>Sum Items Deferred</b>	<b>\$ 653,730</b>	<b>\$ -</b>	<b>\$ 653,730</b>
47					
48		<b>Amortization of Deferred Income Tax Assets &amp; Liabilities</b>			
49		Amortization of Deferred Regulatory Tax Assets & Tax Liabilities	21,063	0	21,063
50		<b>Sum Total Deferred Taxes</b>	<b>\$ 674,793</b>	<b>\$ -</b>	<b>\$ 674,793</b>
51					
52					
53		<b>Total Current + Deferred State Income Taxes (Line 38 + Line 50)</b>	<b>\$ 1,166,495</b>	<b>\$ 733,714</b>	<b>\$ 1,900,209</b>



Kentucky-American Water Company  
Book Basis Property  
Case No. 2012-00520

Book Basis:

Account	Utility Plant In Service	Regulatory Assets				Regulatory Liabilities				Total		
		Accumulated Reserve	Equity Grossup	Plant Flow Through	Other	Customer Advances	CIAC	ITC	Excess Deferred Taxes		Gross-up ITC	
Balance 09/12	101000	108xxx	186030/035/055	186040	186045	252xxx	271xxx/272000	255xxx	256212/256220	256310/311/312		
Net Change	587,304,590	(109,885,531)	5,338,512	1,799,981	(362,762)	(13,188,685)	(50,576,863)	(815,026)	(1,995,469)	(461,252)		417,157,495
Net Change	1,377,044	(657,673)	9,459	(44,592)	2,008	(135,000)	(24,439)	7,066	13,494	4,040		551,407
Net Change	588,681,634	(110,543,204)	5,347,971	1,755,389	(360,754)	(13,323,685)	(50,601,301)	(807,960)	(1,981,975)	(457,212)		417,708,903
Net Change	1,707,168	(661,571)	12,166	(44,592)	2,008	(16,696)	(24,163)	7,066	13,494	4,040		998,920
Net Change	590,388,802	(111,204,775)	5,360,137	1,710,797	(358,746)	(13,340,381)	(50,625,464)	(800,894)	(1,968,481)	(453,172)		418,707,823
Net Change	3,279,175	(664,650)	25,903	(44,592)	2,008	(23,887)	(23,887)	7,066	13,494	4,040		2,623,556
Net Change	593,667,977	(111,869,426)	5,386,040	1,666,205	(356,738)	(13,315,381)	(50,649,352)	(793,828)	(1,954,987)	(449,132)		421,331,379
Net Change	1,032,876	(670,732)	25,984	(46,230)	2,008	(85,000)	(50,630,753)	(786,762)	(1,941,493)	(445,092)		421,633,483
Net Change	594,700,853	(112,540,158)	5,412,024	1,619,975	(354,730)	(13,400,381)	(50,630,753)	(786,762)	(1,941,493)	(445,092)		421,633,483
Net Change	2,381,433	(672,604)	23,870	(46,230)	2,008	(110,000)	(1,289,714)	7,066	13,494	4,040		313,363
Net Change	597,082,286	(113,212,762)	5,435,894	1,573,745	(352,722)	(13,510,381)	(51,920,467)	(779,696)	(1,927,999)	(441,052)		421,946,846
Net Change	1,357,219	(676,028)	24,220	(46,230)	2,008	(35,000)	21,398	7,066	13,494	4,040		672,187
Net Change	598,439,504	(113,888,790)	5,460,114	1,527,515	(350,714)	(13,545,381)	(51,899,069)	(772,630)	(1,914,505)	(437,012)		422,619,032
Net Change	4,756,751	(682,969)	19,211	(46,230)	2,008	(23,000)	(20,614)	7,066	13,494	4,040		4,029,756
Net Change	603,196,255	(114,571,758)	5,479,325	1,481,285	(348,706)	(13,568,381)	(51,919,684)	(765,564)	(1,901,011)	(432,972)		426,648,789
Net Change	7,157,117	(690,758)	8,770	(46,230)	2,008	(30,000)	(15,649)	7,066	13,494	4,040		6,409,858
Net Change	610,353,372	(115,262,516)	5,488,095	1,435,055	(346,698)	(13,598,381)	(51,935,333)	(758,932)	(1,887,517)	(428,932)		433,058,647
Net Change	1,855,326	(789,378)	10,070	(46,230)	2,008	(60,000)	(24,762)	7,066	13,494	4,040		971,635
Net Change	612,208,698	(116,051,894)	5,498,165	1,388,825	(344,690)	(13,658,381)	(51,960,094)	(751,432)	(1,874,023)	(424,892)		434,030,282
Net Change	1,445,743	(795,528)	13,333	(46,230)	2,008	(55,000)	13,042	7,066	13,494	4,040		601,969
Net Change	613,654,441	(116,847,422)	5,511,499	1,342,595	(342,682)	(13,713,381)	(51,947,052)	(744,366)	(1,860,529)	(420,852)		434,632,251
Net Change	1,241,475	(708,177)	20,548	(46,230)	2,008	(40,000)	(10,192)	7,066	13,494	4,040		484,031
Net Change	614,895,916	(117,555,599)	5,532,046	1,296,365	(340,674)	(13,753,381)	(51,957,244)	(737,300)	(1,847,035)	(416,812)		435,116,282
Net Change	1,415,228	(710,450)	23,055	(46,230)	2,008	(55,000)	(9,934)	7,066	13,494	4,040		643,278
Net Change	616,311,144	(118,266,049)	5,555,151	1,250,135	(338,666)	(13,808,381)	(51,967,178)	(730,234)	(1,833,541)	(412,772)		435,759,560
Net Change	1,048,142	(713,934)	26,113	(46,230)	2,008	(50,000)	(9,675)	7,066	13,494	4,040		281,023
Net Change	617,359,286	(118,979,984)	5,581,214	1,203,905	(336,658)	(13,858,381)	(51,976,853)	(723,166)	(1,820,047)	(408,732)		436,040,582
Net Change	1,095,211	(715,525)	27,616	(46,230)	2,008	(60,000)	(112,597)	7,066	13,494	4,040		215,083
Net Change	618,454,497	(119,695,508)	5,608,830	1,157,675	(334,650)	(13,918,381)	(52,089,450)	(716,102)	(1,806,553)	(404,692)		436,255,666
Net Change	14,997,099	(717,163)	(8,008)	(46,230)	2,008	(51,000)	28,551	7,066	13,494	4,040		13,729,856
Net Change	632,951,596	(120,412,672)	5,600,822	1,111,445	(332,642)	(13,969,381)	(52,060,900)	(709,036)	(1,793,059)	(400,652)		449,985,522
Net Change	750,949	(735,095)	(8,187)	(48,235)	2,008	(85,000)	24,050	7,066	13,494	4,040		(74,909)
Net Change	633,702,545	(121,147,767)	5,592,635	1,063,210	(330,634)	(14,054,381)	(52,036,849)	(701,970)	(1,779,565)	(396,612)		449,910,612
Net Change	1,082,456	(735,752)	(8,487)	(48,235)	2,008	(30,000)	28,938	7,066	13,494	4,040		315,529
Net Change	634,785,002	(121,883,519)	5,584,149	1,014,975	(328,626)	(14,084,381)	(52,007,911)	(694,904)	(1,766,071)	(392,572)		450,226,141
Net Change	771,824	(738,394)	(7,317)	(48,235)	2,008	(15,000)	24,438	7,066	13,494	4,040		13,924
Net Change	635,556,826	(122,621,913)	5,576,832	966,740	(326,618)	(14,099,381)	(51,983,473)	(687,838)	(1,752,577)	(388,532)		450,240,065
Net Change	(2,457,138)	2,597,760	(6,035)	(48,235)	2,008	(30,000)	(17,574)	7,066	13,494	4,040		65,386
Net Change	633,099,688	(120,024,153)	5,570,796	918,505	(324,610)	(14,129,381)	(52,001,047)	(680,772)	(1,739,083)	(384,492)		450,305,452
Net Change	1,283,102	(736,685)	(4,744)	(48,235)	2,008	(30,000)	(12,608)	7,066	13,494	4,040		477,437
Net Change	634,382,790	(120,760,838)	5,566,053	870,270	(322,602)	(14,159,381)	(52,013,655)	(673,706)	(1,725,589)	(380,452)		450,782,889
Net Change	635,619,869	(121,499,841)	5,564,353	822,035	(320,594)	(14,184,381)	(52,035,377)	(666,640)	(1,712,095)	(376,412)		451,210,917
Net Change	1,631,450	(741,078)	2,951	(48,235)	2,008	(55,000)	(21,721)	7,066	13,494	4,040		832,779
Net Change	637,251,319	(122,240,919)	5,567,304	773,300	(318,586)	(14,239,381)	(52,019,294)	(659,574)	(1,698,601)	(372,372)		452,043,696
Net Change	1,031,683	(744,184)	8,279	(48,235)	2,008	(40,000)	(7,152)	7,066	13,494	4,040		226,994
Net Change	638,283,001	(122,985,103)	5,575,583	725,565	(316,578)	(14,279,381)	(52,026,446)	(652,508)	(1,685,107)	(368,332)		452,270,698
Net Change	1,895,794	(745,103)	11,315	(48,235)	2,008	(35,000)	(6,893)	7,066	13,494	4,040		1,098,485
Net Change	640,178,795	(123,730,207)	5,586,898	677,330	(314,570)	(14,314,381)	(52,033,339)	(645,442)	(1,671,613)	(364,292)		453,369,179
Net Change	2,458,565	(747,566)	12,120	(48,235)	2,008	(70,000)	(6,635)	7,066	13,494	4,040		1,624,857
Net Change	642,637,360	(124,477,773)	5,599,018	629,095	(312,562)	(14,384,381)	(52,039,974)	(638,376)	(1,658,119)	(360,252)		454,994,036
Net Change	4,817,961	(750,534)	6,637	(48,235)	2,008	(60,000)	(109,557)	7,066	13,494	4,040		3,880,552
Net Change	647,455,321	(125,228,306)	5,603,325	580,860	(310,554)	(14,444,381)	(52,149,531)	(631,310)	(1,644,625)	(356,212)		458,874,588
Net Change	3,593,550	(755,648)	(1,578)	(48,235)	2,008	(11,000)	69,111	7,066	13,494	4,040		2,872,809
Net Change	651,048,872	(125,983,954)	5,601,747	532,625	(308,546)	(14,455,381)	(52,080,419)	(624,244)	(1,631,131)	(352,172)		461,747,996

W/P - 6-5  
Exhibits\Taxes\KY Deferred Taxes 2012-2014.xlsx\Book Basis

Kentucky-American Water Company  
Inverted Data for Calculation of Tax Basis Property

Month	Bk Basis	Retirements	Net	Bk Depr	Retirements	Bk Reserve	NT Customer Advances	NT CIAC	Amort CIAC	Net
Oct-12	1,609,136	232,092	1,377,044	(889,766)	232,092	(657,673)	(135,000)	(150,080)	125,641	(24,439)
Nov-12	1,939,260	232,092	1,707,168	(893,663)	232,092	(661,571)	(16,696)	(150,080)	125,917	(24,163)
Dec-12	3,511,267	232,092	3,279,175	(896,743)	232,092	(664,650)	25,000	(150,080)	126,193	(23,887)
Jan-13	1,264,968	232,092	1,032,876	(902,824)	232,092	(670,732)	(85,000)	(107,870)	126,468	18,598
Feb-13	2,613,525	232,092	2,381,433	(904,696)	232,092	(672,604)	(110,000)	(1,416,380)	126,666	(1,289,714)
Mar-13	1,589,311	232,092	1,357,219	(908,120)	232,092	(676,028)	(35,000)	(107,870)	129,268	21,398
Apr-13	4,988,843	232,092	4,756,751	(915,061)	232,092	(682,969)	(23,000)	(150,080)	129,466	(20,614)
May-13	7,389,209	232,092	7,157,117	(922,850)	232,092	(690,758)	(30,000)	(145,390)	129,741	(15,649)
Jun-13	2,087,418	232,092	1,855,326	(1,021,470)	232,092	(789,378)	(60,000)	(154,770)	130,008	(24,762)
Jul-13	1,677,835	232,092	1,445,743	(1,027,620)	232,092	(795,528)	(55,000)	(117,250)	130,292	13,042
Aug-13	1,473,567	232,092	1,241,475	(940,269)	232,092	(708,177)	(40,000)	(140,700)	130,508	(10,192)
Sep-13	1,647,321	232,092	1,415,228	(942,542)	232,092	(710,450)	(55,000)	(140,700)	130,766	(9,934)
Oct-13	1,280,234	232,092	1,048,142	(946,027)	232,092	(713,934)	(50,000)	(140,700)	131,025	(9,675)
Nov-13	1,327,303	232,092	1,095,211	(947,617)	232,092	(715,525)	(60,000)	(243,880)	131,283	(112,597)
Dec-13	14,729,191	232,092	14,497,099	(949,256)	232,092	(717,163)	(51,000)	(103,180)	131,731	28,551
Jan-14	983,041	232,092	750,949	(967,187)	232,092	(735,095)	(85,000)	(107,870)	131,920	24,050
Feb-14	1,314,549	232,092	1,082,456	(967,844)	232,092	(735,752)	(30,000)	(103,180)	132,118	28,938
Mar-14	1,003,916	232,092	771,824	(970,486)	232,092	(738,394)	(15,000)	(107,870)	132,308	24,438
Apr-14	1,113,975	3,571,113	(2,457,138)	(973,352)	3,571,113	2,597,760	(30,000)	(150,080)	132,506	(17,574)
May-14	1,515,194	232,092	1,283,102	(968,778)	232,092	(736,685)	(30,000)	(145,390)	132,782	(12,608)
Jun-14	1,469,171	232,092	1,237,079	(971,095)	232,092	(739,003)	(25,000)	(154,770)	133,049	(21,721)
Jul-14	1,863,542	232,092	1,631,450	(973,171)	232,092	(741,078)	(55,000)	(117,250)	133,333	16,083
Aug-14	1,263,775	232,092	1,031,683	(976,277)	232,092	(744,184)	(40,000)	(140,700)	133,548	(7,152)

**Kentucky-American Water Company**  
**Case No. 2012-00520**  
**Forecasted Test Period Ending July 31, 2014**

**Table of Contents - Workpapers for Capitalization**

<b><u>Description</u></b>	<b><u>Reference</u></b>
13-Month Average	W/P - 7-1
Summary	W/P - 7-2
Short-Term Debt	W/P - 7-3
Long-Term Debt	W/P - 7-4
Preferred Stock	W/P - 7-5
Common Equity	W/P - 7-6
JDITC	W/P - 7-7

KENTUCKY-AMERICAN WATER COMPANY  
 Case No. 2012-00520  
 COST OF CAPITAL SUMMARY  
 13 MONTH AVERAGE FOR FORECAST PERIOD ENDING JULY 31, 2014

DATA: \_\_\_ BASE PERIOD \_\_\_ X FORECASTED PERIOD  
 DATE OF CAPITAL STRUCTURE: AVERAGE FOR FORECASTED PERIOD  
 TYPE OF FILING: \_\_\_ X ORIGINAL \_\_\_ UPDATED \_\_\_ REVISED  
 WORKPAPER REFERENCE NO(S): W/P-7-1, 7-2, 7-3

Exhibit 37, Schedule J-1.1/-1.2  
 Exhibits\Capital Structure\Capital Structure 2012.xls\Sch J  
 PAGE 1 of 1  
 Witness Responsible: Scott Rungren

Line No.	Class of Capital	13 Month Average Amount	% of Total	Add (1)	Adjusted Capital	Cost Rate	Average Weighted Cost
2	Short-Term Debt	\$ 7,832,734	2.041%	\$ 13,199	\$ 7,845,933	0.810%	0.020%
4	Long-Term Debt	199,750,138	52.037%	336,517	200,086,655	6.140%	3.200%
6	Preferred Stock	4,482,398	1.168%	7,553	4,489,951	8.520%	0.100%
8	Common Equity	171,796,415	44.754%	289,418	172,085,833	10.900%	4.880%
10	Total Capital	\$ 383,861,686	100.000%	\$ 646,687	\$ 384,508,373		8.200%

(1) JDTC: \$ 646,687















KENTUCKY-AMERICAN WATER COMPANY  
INTEREST ON LONG TERM DEBT

Line No.	Debt Issue Type & Rate	Amount @ Sep-2012	Amount @ Oct-2012	Amount @ Nov-2012	Amount @ Dec-2012	Amount @ Jan-2013	Amount @ Feb-2013	Amount @ Mar-2013	Amount @ Apr-2013	Amount @ May-2013	Amount @ Jun-2013	Amount @ Jul-2013	Amount @ Aug-2013
2													
3													
4													
5	GENERAL MORTGAGE BONDS & NOTES PAYABLE												
6	Series 6.96% GMB	487,200	487,200	487,200	487,200	487,200	487,200	487,200	487,200	487,200	487,200	487,200	487,200
7	Series 7.15% GMB	536,250	536,250	536,250	536,250	536,250	536,250	536,250	536,250	536,250	536,250	536,250	536,250
8	Series 6.99% GMB	629,100	629,100	629,100	629,100	629,100	629,100	629,100	629,100	629,100	629,100	629,100	629,100
9	Series 6.593% Note	3,098,710	3,098,710	3,098,710	3,098,710	3,098,710	3,098,710	3,098,710	3,098,710	3,098,710	3,098,710	3,098,710	3,098,710
10	Series 6.25% Note	2,836,875	2,836,875	2,836,875	2,836,875	2,836,875	2,836,875	2,836,875	2,836,875	2,836,875	2,836,875	2,836,875	2,836,875
11	Series 5.625% Note	1,462,500	1,462,500	1,462,500	1,462,500	1,462,500	1,462,500	1,462,500	1,462,500	1,462,500	1,462,500	1,462,500	1,462,500
12	Series 5.375% Note	1,397,500	1,397,500	1,397,500	1,397,500	1,397,500	1,397,500	1,397,500	1,397,500	1,397,500	1,397,500	1,397,500	1,397,500
13	Proposed 5.200% Note	1,010,000	1,010,000	1,010,000	1,010,000	1,010,000	1,010,000	1,010,000	1,010,000	1,010,000	1,010,000	1,010,000	1,010,000
14	Proposed 5.200% Note	408,000	408,000	408,000	408,000	408,000	408,000	408,000	408,000	408,000	408,000	408,000	408,000
15	Proposed 5.200% Note												
16	Proposed 5.200% Note												
17	Proposed 5.200% Note												
18													
19													
20	Amortize Gain on Loan Payoff (Outside)	(130,509)	(130,509)	(130,509)	(130,509)	(130,509)	(130,509)	(130,509)	(130,509)	(130,509)	(130,509)	(130,509)	(130,509)
21													
22													
23													
24													
25													
26													
27													
28													
29													
30													
31													
32													
33													
34													
35													
36													
37													
38													
39													
40													
41													
42													
	TOTAL	\$ 11,327,626	\$ 11,327,626	\$ 12,165,626	\$ 12,165,626	\$ 12,165,626	\$ 12,165,626	\$ 12,165,626	\$ 12,165,626	\$ 12,329,626	\$ 12,329,626	\$ 12,329,626	\$ 12,329,626

KENTUCKY-AMERICAN WATER COMPANY  
INTEREST ON LONG TERM DEBT

Line No.	Debt Issue Type & Rate	Amount @ Sep-2013	Amount @ Oct-2013	Amount @ Nov-2013	Amount @ Dec-2013	Amount @ Jan-2014	Amount @ Feb-2014	Amount @ Mar-2014	Amount @ Apr-2014	Amount @ May-2014	Amount @ Jun-2014	Amount @ Jul-2014	13 Month Average
2													
3													
4													
5	GENERAL MORTGAGE BONDS & NOTES P/A												
6	Series 6.96% GMB	487,200	487,200	487,200	487,200	487,200	487,200	487,200	487,200	487,200	487,200	487,200	487,200
7	Series 7.15% GMB	536,250	536,250	536,250	536,250	536,250	536,250	536,250	536,250	536,250	536,250	536,250	536,250
8	Series 6.99% GMB	629,100	629,100	629,100	629,100	629,100	629,100	629,100	629,100	629,100	629,100	629,100	629,100
9	Series 6.593% Note	3,098,710	3,098,710	3,098,710	3,098,710	3,098,710	3,098,710	3,098,710	3,098,710	3,098,710	3,098,710	3,098,710	3,098,710
10	Series 6.25% Note	2,836,875	2,836,875	2,836,875	2,836,875	2,836,875	2,836,875	2,836,875	2,836,875	2,836,875	2,836,875	2,836,875	2,836,875
11	Series 5.625% Note	1,462,500	1,462,500	1,462,500	1,462,500	1,462,500	1,462,500	1,462,500	1,462,500	1,462,500	1,462,500	1,462,500	1,462,500
12	Series 5.375% Note	1,397,500	1,397,500	1,397,500	1,397,500	1,397,500	1,397,500	1,397,500	1,397,500	1,397,500	1,397,500	1,397,500	1,397,500
13	Series 5.05% Note	1,010,000	1,010,000	1,010,000	1,010,000	1,010,000	1,010,000	1,010,000	1,010,000	1,010,000	1,010,000	1,010,000	1,010,000
14	Proposed 5.200% Note	416,000	416,000	416,000	416,000	416,000	416,000	416,000	416,000	416,000	416,000	416,000	416,000
15	Proposed 5.200% Note	156,000	156,000	156,000	156,000	156,000	156,000	156,000	156,000	156,000	156,000	156,000	156,000
16	Proposed 5.200% Note	0	0	0	0	0	0	0	0	0	0	0	0
17	Proposed 5.200% Note	0	0	0	0	0	0	0	0	0	0	0	0
18													
19													
20	Amortize Gain on Loan Payoff (Outside)	(130,509)	(130,509)	(130,509)	(130,509)	(130,509)	(130,509)	(130,509)	(130,509)	(130,509)	(130,509)	(130,509)	(130,509)
21													
22													
23													
24													
25													
26													
27													
28													
29													
30													
31													
32													
33													
34													
35													
36													
37													
38													
39													
40													
41													
42													
	TOTAL	\$ 12,329,626	\$ 12,329,626	\$ 12,471,626	\$ 12,485,626	\$ 12,471,626	\$ 12,485,626	\$ 12,485,626	\$ 12,485,626	\$ 12,641,626	\$ 12,641,626	\$ 12,797,626	\$ 12,483,472

























KENTUCKY-AMERICAN WATER COMPANY  
COMMON EQUITY

Line No.	Amount @ Sep-2013	Amount @ Oct-2013	Amount @ Nov-2013	Amount @ Dec-2013	Amount @ Jan-2014	Amount @ Feb-2014	Amount @ Mar-2014	Amount @ Apr-2014	Amount @ May-2014	Amount @ Jun-2014	Amount @ Jul-2014	13 Month Average
2	\$ 169,895,338	\$ 170,120,260	\$ 171,848,794	\$ 173,096,294	\$ 171,624,143	\$ 172,569,969	\$ 173,322,859	\$ 171,101,748	\$ 171,956,177	\$ 172,856,197	\$ 172,592,413	
3												
4												
5												
6		0	0	2,000,000	0	0	0	0	0	0	0	0
7	6,473	7,005	6,473	6,739	7,891	6,000	6,000	7,000	0	0	0	7,000
8												
9	2,314,528	1,721,528	1,241,028	963,278	937,935	746,890	717,264	847,429	900,020	1,531,782	1,843,722	
10												
11												
12	(2,096,078)			(4,442,167)			(2,944,375)			(1,801,566)		
13												
14												
15												
16												
17												
18												
19												
20												
21	36,568,777	36,568,777	36,568,777	36,568,777	36,569,000	36,569,000	36,569,000	36,569,000	36,569,000	36,569,000	36,569,000	36,569,000
22	80,867,892	80,874,897	80,881,370	82,888,109	82,896,000	82,902,000	82,908,000	82,915,000	82,915,000	82,915,000	82,921,000	82,928,000
23	49,680,759	51,404,156	52,644,482	49,165,748	50,111,098	50,863,321	48,641,544	49,494,310	50,399,669	50,123,227	51,972,287	
24												
25												
26	167,117,427	168,851,984	170,102,956	168,635,152	169,575,098	170,333,321	168,117,544	168,977,310	169,882,669	169,612,227	171,468,287	
27												
28												
29												
30												
31												
32												
33												
34												
35												
36												
37												
38												

Lines 6, 7, and 22-24 from "Forecast Year Expense Thru Gen Tax and Balance Sht.xlsx"  
Lines 9 and 12 from "P&L Plan Comparison\_Current vs Prior 10-11-12.xlsx" ("2013M" and "2014M" tabs)







KENTUCKY-AMERICAN WATER COMPANY  
LONG TERM DEBT

W/P - 7-1

LONG-TERM DEBT AVERAGING FOR FORECASTED PERIOD - 13 MONTH AVERAGE

Line No.	Debt Issue Type & Rate	Interest Rate	Debt Issue Type & Rate	13 Month Average	Cost Rate At Issue	Cost Rate @ Maturity	Forecasted Amount of Issuance Exp	Annualized Cost	Average Unamortized Issue Exp	Net Carrying Value	
1											
2											
3											
4	GENERAL MORTGAGE BONDS & NOTES P/A										
6	Series 6.96% GMB	6.960%	Series 6.96% GMB	7,000,000	6.960%	7.006%	3,227	490,420	31,729	6,968,271	
7	Series 7.15% GMB	7.150%	Series 7.15% GMB	7,500,000	7.150%	7.182%	2,429	538,650	31,576	7,468,424	
8	Series 6.99% GMB	6.990%	Series 6.99% GMB	9,000,000	6.990%	7.026%	3,262	632,340	46,753	8,953,247	
9	Series 6.593% Note	6.593%	Series 6.593% Note	47,000,000	6.593%	6.628%	16,574	3,115,160	383,625	46,606,375	
10	Series 6.25% Note	6.250%	Series 6.25% Note	45,300,000	6.250%	6.295%	20,300	2,857,301	516,551	44,873,449	
11	Series 5.625% Note	5.625%	Series 5.625% Note	26,000,000	5.625%	5.675%	13,008	1,475,500	332,794	25,667,206	
12	Series 5.375% Note	5.375%	Series 5.375% Note	26,000,000	5.375%	5.417%	10,866	1,408,420	286,125	25,713,875	
13	Series 5.05% Note	5.050%	Series 5.05% Note	20,000,000	5.050%	5.050%	0	1,010,000	0	20,000,000	
14	Proposed 5.200% Note	5.200%	Proposed 5.200% Note	8,000,000	5.200%	5.300%	8,000	424,000	234,333	7,765,667	
15	Proposed 5.200% Note	5.200%	Proposed 5.200% Note	3,000,000	5.200%	5.300%	3,000	159,000	87,875	2,912,125	
16	Proposed 5.200% Note	5.200%	Proposed 5.200% Note	2,250,000	5.200%	5.294%	2,125	119,115	88,875	2,161,125	
17	Proposed 5.200% Note	5.200%	Proposed 5.200% Note	750,000	5.200%	5.283%	625	39,623	89,625	660,375	
18											
19											
20											
21											
22											
23											
24											
25											
26											
27	TOTAL			\$ 201,890,000			\$ 83,505	\$ 12,269,529	\$ 2,139,862	\$ 199,750,138	
28											
29											
30											
31											
32											
33											
34											
35											
36											
37											
38											
39											
40											
41											
42											

13 MONTH AVERAGE COST RATE

6.44%

**KENTUCKY-AMERICAN WATER COMPANY  
PREFERRED STOCK AVERAGING FOR FORECASTED PERIOD  
13 MONTH AVERAGE**

Debt Issue Type & Rate	13 Month Average	Cost Rate At Issue	Cost Rate @ Maturity	Forecasted		Annualized Cost	Average Unamortized Issue Exp	Net Carrying Value
				Amort of Issuance Exp	771			
Series B, 5.75%, \$100 Par	0	5.750%	0.000%	0	0	0	0	0
Series C, 5.50%, \$100 Par	0	5.500%	0.000%	0	0	0	0	0
Series D, 5.00%, \$100 Par	0	5.000%	0.000%	0	0	0	0	0
8.47% Series, \$100 Par	4,500,000	8.470%	8.487%	771	381,915	17,602	4,482,398	
TOTAL	<u>\$ 4,500,000</u>			<u>\$ 771</u>	<u>\$ 381,915</u>	<u>\$ 17,602</u>	<u>\$ 4,482,398</u>	

**13 MONTH AVERAGE COST RATE** 8.520%

KENTUCKY-AMERICAN WATER COMPANY  
 Case No. 2012-00520  
 COST OF CAPITAL SUMMARY  
 AS OF JULY 31, 2014

DATA: \_\_\_ BASE PERIOD \_\_\_ X FORECASTED PERIOD  
 DATE OF CAPITAL STRUCTURE: END OF FORECASTED TEST YEAR  
 TYPE OF FILING: \_\_\_ X ORIGINAL \_\_\_ UPDATED \_\_\_ REVISED  
 WORKPAPER REFERENCE NO(S): W/P-7-1, 7-2, 7-3

Exhibit 37, Schedule J-1  
 Exhibits\Capital Structure\Capital Structure 2012.xls\Sch J  
 PAGE 1 of 2  
 Witness Responsible: Scott Rungren

Line No.	Class of Capital	Reference	Net Carrying Amount	% of Total	Add (1)	Adjusted Capital	Cost Rate	Terminal Weighted Cost	13 Month Average Weighted Cost
2	Short-Term Debt	J-2, Page 1	\$ 8,119,115	2.080%	\$ 12,649	\$ 8,131,764	0.810%	0.020%	0.020%
3									
4	Long-Term Debt	J-3, Page 1	202,791,766	52.020%	316,341	203,108,107	6.210%	3.230%	3.200%
5									
6	Preferred Stock	J-4, Page 1	4,482,784	1.150%	6,993	4,489,777	8.520%	0.100%	0.100%
7									
8	Common Equity		174,443,134	44.750%	272,131	174,715,265	10.900%	4.880%	4.880%
9									
10	Total Capital		\$ 389,836,799	100.000%	\$ 608,114	\$ 390,444,913		8.230%	8.200%
11									
12									
13									
14									
15									
16	(1) JDITC	\$ 608,114							

KENTUCKY-AMERICAN WATER COMPANY  
 Case No. 2012-00520  
 COST OF CAPITAL SUMMARY  
 AS OF MARCH 31, 2013

DATA: X\_ BASE PERIOD \_\_\_ FORECASTED PERIOD  
 DATE OF CAPITAL STRUCTURE: AS OF END OF BASE PERIOD  
 TYPE OF FILING: \_X\_ ORIGINAL \_\_\_ UPDATED \_\_\_ REVISED  
 WORKPAPER REFERENCE NO(S): W/P-7-1, 7-2, 7-3

Exhibit 37, Schedule J-1  
 Exhibits\Capital Structure\Capital Structure 2012.xls\Sch J  
 PAGE 2 of 2  
 Witness Responsible: Scott Rungren

Line No.	Class of Capital	Reference	Amount	% of Total	Add (1)	Adjusted Capital	Cost Rate	Terminal Weighted Cost
2	Short-Term Debt	J-2, Page 2	\$ 14,734,711	3.973%	\$ 28,245	\$ 14,762,956	0.810%	0.030%
4	Long-Term Debt	J-3, Page 2	193,955,717	52.294%	371,796	194,327,513	5.850%	3.060%
6	Preferred Stock	J-4, Page 2	4,481,756	1.208%	8,591	4,490,347	8.520%	0.100%
8	Common Equity		157,723,157	42.525%	302,342	158,025,499	10.900%	4.640%
10	Total Capital		\$ 370,895,341	100.000%	\$ 710,974	\$ 371,606,315		7.830%
16	(1) JDITC:	\$ 710,974						

**Kentucky-American Water Company Capital Structure Workpaper**

All lines on the 'Cap Struct WPs' tab were updated with historical data - May 2011-Sept 2012

The first four tabs were not changed

The Non Leading Ledger was used for SAP reports for Aug and Sept

The interest account 810100 on the GL includes a (\$10,875.79) credit each month to 'Amortize Gain on Loan Payoff' that reduces the interest exp  
This adj is included in the file as the annualized (\$130,769), or (\$10,875.79) x's 12 and can be found in JDE under JR 1000 in account 120105.810100  
For Sept 2012, the (\$10,875.79) entry was recorded as a positive amount in error - this will be corrected in Oct - See cell F395 on 'SAP IS TrBal' tab  
The 'Cap Struct WPs' tab for Sept shows the correct calculated amount in Cell T169

The Prf Stk dividend accrual on the 8.47% \$4.5M balance is \$31,762.50 per month but had one day less of accrual in Aug 2012 and one day more in Sept 2012.  
So, the total is correct, but is shown as \$31,762.50 on the 'Cap Struct WPs' both months - see the 'PfStk 8.47%' tab for details

Series 6.593% Bond for \$47M was changed from 6.58% on the prior case's file based on the Global Rec

Note that the following Notes Payable Series are tax exempt per Corp Treasury 6.25%, 5.625%, 5.375%

The Series 5.05% Bond's interest was adjusted by \$673k in Nov 2011, the 1st month of interest accrual, in order to match the GL amount on an annualized basis  
The GL interest accrual for Nov 2011 was \$28,055.56 (annualized is \$336,666.72)

Note that there is an ongoing amortization of the Unamortized Debt for the 6.96% Series (BD120023)

Note that JDE account 215410 Pref Stck Outside was redeemed in July 2012. This results in zero dividends in JDE acct 860100 after July 2012.  
However, a portion, \$1,078.14 remained in July 2012 and was recorded in cell R354, not allocated by subledger

Note that account 231200.AW46 in JDE became 23120000 for historical data (through July 2012) in SAP for the Promissory Note  
A different account, SAP 23121000, now houses the loan balance for August and following.  
See the 'Note Pay' tab for JDE detail

The line 'ADD: ESPP & LTIP ACCRUAL' was added to the Common Equity section to account for the changes to the Misc PIC Account JDE 205440 (20520000 SAP)  
The transactions for Misc PIC is on the '205440 Detail' tab

Def ITC Accts from JDE to SAP		JDE	SAP	JDE	SAP
	3%	255101	25510100	695220	69522000
	4%	255102	25510200	695230	69523000
	10%	255103	25510300	695240	69524000

Rate	JDE Subledger	Asset Account
6.960%	BD120016	120205.221110
7.150%	BD120018	
6.990%	BD120019	
6.593%	BD120026	120105.221120.AW46
6.250%	BD120027	
5.625%	BD120028	
5.375%	BD120029	
5.050%	BD120030	
	BD120023	Series 8.5% w/o over life of 6.96% issue
5.750%	PS120002	120105.215410
5.500%	PS120003	
5.000%	PS120004	
8.470%		120105.215113

The interest rate on new long-term debt to be issued in 2013 and 2014 was projected at 5.2%. Issuance costs for this debt were assumed to be 3.0% of the face amount.

W/P - 7-2

Exhibits\Capital Structure\[Capital Structure 2012.xls]JDE TrBal

Kentucky-American Water Company Capital Structure Workpaper

PCDWLD

83410

American Water Works Company

1

PL000USR

10/09/12

TBTBGATC

Total Company AA

09:13:33

Trial Balance

For the Period Ending 05/31/2011

Description	May Activity	May Balance	Prior Year Activity	Prior Year Balance		
00012 Kentucky-American Water Co.						
181111 Unamort Debt Exp NoIAS						
BD120016	(191.15)	28,671.74	(191.15)	30,965.54	12	181111 BD120016
BD120018	(202.41)	38,053.08	(202.41)	40,482.00	12	181111 BD120018
BD120019	(271.82)	55,451.28	(271.82)	58,713.12	12	181111 BD120019
181111 Unamort Debt Exp NoIAS	(665.38)	122,176.10	(665.38)	130,160.66	12	181111 BD120019
181121 Unamort Debt AW46 NoIAS						
BD120021	0.00	0.00	(5,207.81)	52,078.10	12	181121 BD120021
BD120023	(77.75)	11,662.50	(77.75)	12,595.50	12	181121 BD120023
BD120026	(1,381.14)	437,821.38	(1,381.14)	454,395.06	12	181121 BD120026
BD120027	(1,699.18)	570,924.48	(1,699.18)	591,314.64	12	181121 BD120027
BD120028	(1,084.02)	367,482.78	(1,084.02)	380,491.02	12	181121 BD120028
BD120029	(905.46)	315,100.08	0.00	0.00	12	181121 BD120029
181121 Unamort Debt AW46 NoIAS	(5,147.55)	1,702,991.22	(9,449.90)	1,490,874.32	12	181121 BD120029
181512 Pref Stk Exp w/ mandatory						
PS120007	(64.24)	19,657.44	(64.24)	20,428.32	12	181512 PS120007
181512 Pref Stk Exp w/ mandatory	(64.24)	19,657.44	(64.24)	20,428.32	12	181512 PS120007
215110 Pref Stk-Outside						
PS130006	0.00	(40,000.00)	0.00	(40,000.00)	12	215110
PS130006	0.00	40,000.00	0.00	40,000.00	12	215110 PS130006
215110 Pref Stk-Outside	0.00	0.00	0.00	0.00	12	215110 PS130006
215113 Pref Stk-Mand LT						
PS120007	0.00	(4,500,000.00)	0.00	(4,500,000.00)	12	215113 PS120007
215113 Pref Stk-Mand LT	0.00	(4,500,000.00)	0.00	(4,500,000.00)	12	215113 PS120007
215410 Pref Stk Sub Outside						
PS120002	0.00	(388,800.00)	0.00	(388,800.00)	12	215410 PS120002
PS120003	0.00	(486,000.00)	0.00	(486,000.00)	12	215410 PS120003
PS120004	0.00	(570,800.00)	0.00	(570,800.00)	12	215410 PS120004
215410 Pref Stk Sub Outside	0.00	(1,445,600.00)	0.00	(1,445,600.00)	12	215410 PS120004
221110 Bonds-Outside						
BD120016	0.00	(7,000,000.00)	0.00	(7,000,000.00)	12	221110 BD120016
BD120018	0.00	(7,500,000.00)	0.00	(7,500,000.00)	12	221110 BD120018
BD120019	0.00	(9,000,000.00)	0.00	(9,000,000.00)	12	221110 BD120019
221110 Bonds-Outside	0.00	(23,500,000.00)	0.00	(23,500,000.00)	12	221110 BD120019
221120 Bonds-Inside						
BD120026	0.00	(47,000,000.00)	0.00	(47,000,000.00)	12	221120 BD120026
BD120027	0.00	(45,390,000.00)	0.00	(45,390,000.00)	12	221120 BD120027
BD120028	0.00	(26,000,000.00)	0.00	(26,000,000.00)	12	221120 BD120028
BD120029	0.00	(26,000,000.00)	0.00	0.00	12	221120 BD120029
221120 Bonds-Inside	0.00	(144,390,000.00)	0.00	(118,390,000.00)	12	221120 BD120029
237200 Int Accr-LTD-Outside						
BD120016	(40,600.00)	(242,246.67)	(40,600.00)	(242,246.67)	12	237200 BD120016
BD120018	(44,687.50)	(177,260.42)	(44,687.50)	(177,260.42)	12	237200 BD120018
BD120019	(52,425.00)	(312,802.50)	(52,425.00)	(312,802.50)	12	237200 BD120019



237200 Int Accr-LTD-Outside	(137,712.50)	(732,309.59)	(137,712.50)	(732,309.59)	12	237200 BD120019
237300 Int Accr-LTD-Inside						
BD120021	0.00	0.00	(17,747.50)	(36,086.58)	12	237300 BD120021
BD120026	(258,225.83)	(387,338.75)	(258,225.83)	(387,338.75)	12	237300 BD120026
BD120027	(236,406.25)	(1,410,557.29)	(236,406.25)	(1,410,557.29)	12	237300 BD120027
BD120028	(121,875.00)	(361,562.50)	(121,875.00)	(361,562.50)	12	237300 BD120028
BD120029	(116,444.06)	(694,853.78)	0.00	0.00	12	237300 BD120029
237300 Int Accr-LTD-Inside	(732,951.14)	(2,854,312.32)	(634,254.58)	(2,195,545.12)	12	237300 BD120029
755201 Amort PS Exp w/ mandatory	64.24	321.20	64.24	321.20	12	755201
755201 Amort PS Exp w/ mandatory	64.24	321.20	64.24	321.20	12	755201
810100 Int LTD-Outside Reg	126,836.71	634,183.55	126,836.71	634,183.55	12	810100
810100 Int LTD-Outside Reg	126,836.71	634,183.55	126,836.71	634,183.55	12	810100
810400 Int LTD-Inside	732,951.14	3,717,463.73	275,973.33	1,432,517.58	12	810400
810400 Int LTD-Inside	732,951.14	3,717,463.73	275,973.33	1,432,517.58	12	810400
820100 Amort Debt Disc & Exp	665.38	3,326.90	665.38	3,326.90	12	820100
820100 Amort Debt Disc & Exp	665.38	3,326.90	665.38	3,326.90	12	820100
820110 Amort Debt Exp Inside						
BD120028	5,147.55	41,361.18	9,449.90	47,234.86	12	820110
	0.00	0.00	0.00	129.93	12	820110 BD120028
820110 Amort Debt Exp Inside	5,147.55	41,361.18	9,449.90	47,364.79	12	820110 BD120028
830100 Interest STD Inside	6,580.50	30,929.13	14,985.32	51,583.07	12	830100
830100 Interest STD Inside	6,580.50	30,929.13	14,985.32	51,583.07	12	830100
840000 Other Interest Expense	0.00	(3,052.02)	0.00	(0.80)	12	840000
840000 Other Interest Expense	0.00	(3,052.02)	0.00	(0.80)	12	840000
850000 AFUDC Debt	(8,816.19)	(32,161.09)	(145,841.15)	(638,651.27)	12	850000
850000 AFUDC Debt	(8,816.19)	(32,161.09)	(145,841.15)	(638,651.27)	12	850000
860040 Div Dec PS-Out w/ mand	31,762.50	158,812.50	31,762.50	158,812.50	12	860040
860040 Div Dec PS-Out w/ mand	31,762.50	158,812.50	31,762.50	158,812.50	12	860040
860100 Div Dec Pref Stk-Outside	6,468.84	32,344.17	6,468.84	32,344.17	12	860100
860100 Div Dec Pref Stk-Outside	6,468.84	32,344.17	6,468.84	32,344.17	12	860100
860220 Div Decl Com Stk In	0.00	2,460,803.87	0.00	1,473,347.54	12	860220
860220 Div Decl Com Stk In	0.00	2,460,803.87	0.00	1,473,347.54	12	860220
00012 Kentucky-American Water Co.	25,119.86	(168,533,064.03)	(461,781.53)	(145,926,842.18)	12	860220
231200 Notes Payable	0.00	(20,362,233.68)				

PCDWLD  
83410 American Water Works Company 1  
PL000USR 10/09/12  
TBTBGATC Total Company AA 10:18:44  
Trial Balance

For the Period Ending 07/31/2012

Description	July Activity	July Balance	Prior Year Activity	Prior Year Balance		
00012 Kentucky-American Water Co.						
181111 Unamort Debt Exp NoIAS						
BD120016	(191.15)	25,995.64	(191.15)	28,289.44	12	181111 BD120016
BD120018	(202.41)	35,219.34	(202.41)	37,648.26	12	181111 BD120018
BD120019	(271.82)	51,645.80	(271.82)	54,907.64	12	181111 BD120019
181111 Unamort Debt Exp NoIAS	(665.38)	112,860.78	(665.38)	120,845.34	12	181111 BD120019
181121 Unamort Debt AW46 NoIAS						
BD120023	(77.75)	10,574.00	(77.75)	11,507.00	12	181121 BD120023
BD120026	(1,381.14)	418,485.42	(1,381.14)	435,059.10	12	181121 BD120026
BD120027	(1,699.18)	547,135.96	(1,699.18)	567,526.12	12	181121 BD120027
BD120028	(1,084.02)	352,306.50	(1,084.02)	365,314.74	12	181121 BD120028
BD120029	(905.46)	302,423.64	(905.46)	313,289.16	12	181121 BD120029
181121 Unamort Debt AW46 NoIAS	(5,147.55)	1,630,925.52	(5,147.55)	1,692,696.12	12	181121 BD120029
181512 Pref Stk Exp w/ mandatory						
PS120007	(64.24)	18,758.08	(64.24)	19,528.96	12	181512 PS120007
181512 Pref Stk Exp w/ mandatory	(64.24)	18,758.08	(64.24)	19,528.96	12	181512 PS120007
215110 Pref Stk-Outside						
PS130006	0.00	(40,000.00)	0.00	(40,000.00)	12	215110
	0.00	40,000.00	0.00	40,000.00	12	215110 PS130006
215110 Pref Stk-Outside	0.00	0.00	0.00	0.00	12	215110 PS130006
215113 Pref Stk-Mand LT						
PS120007	0.00	(4,500,000.00)	0.00	(4,500,000.00)	12	215113 PS120007
215113 Pref Stk-Mand LT	0.00	(4,500,000.00)	0.00	(4,500,000.00)	12	215113 PS120007
215410 Pref Stk Sub Outside						
PS120002	388,800.00	0.00	0.00	(388,800.00)	12	215410 PS120002
PS120003	486,000.00	0.00	0.00	(486,000.00)	12	215410 PS120003
PS120004	570,800.00	0.00	0.00	(570,800.00)	12	215410 PS120004
215410 Pref Stk Sub Outside	1,445,600.00	0.00	0.00	(1,445,600.00)	12	215410 PS120004
221110 Bonds-Outside						
BD120016	0.00	(7,000,000.00)	0.00	(7,000,000.00)	12	221110 BD120016
BD120018	0.00	(7,500,000.00)	0.00	(7,500,000.00)	12	221110 BD120018
BD120019	0.00	(9,000,000.00)	0.00	(9,000,000.00)	12	221110 BD120019
PS120002	(388,800.00)	0.00	0.00	0.00	12	221110 PS120002
PS120003	(486,000.00)	0.00	0.00	0.00	12	221110 PS120003
PS120004	(570,800.00)	0.00	0.00	0.00	12	221110 PS120004
221110 Bonds-Outside	(1,445,600.00)	(23,500,000.00)	0.00	(23,500,000.00)	12	221110 PS120004
221120 Bonds-Inside						
BD120026	0.00	(47,000,000.00)	0.00	(47,000,000.00)	12	221120 BD120026
BD120027	0.00	(45,390,000.00)	0.00	(45,390,000.00)	12	221120 BD120027
BD120028	0.00	(26,000,000.00)	0.00	(26,000,000.00)	12	221120 BD120028
BD120029	0.00	(26,000,000.00)	0.00	(26,000,000.00)	12	221120 BD120029
BD120030	0.00	(20,000,000.00)	0.00	0.00	12	221120 BD120030
221120 Bonds-Inside	0.00	(164,390,000.00)	0.00	(144,390,000.00)	12	221120 BD120030
237200 Int Accr-LTD-Outside						
BD120016	(40,600.00)	(79,846.67)	(40,600.00)	(79,846.67)	12	237200 BD120016
BD120018	(44,687.50)	(266,635.42)	(44,687.50)	(266,635.42)	12	237200 BD120018

BD120019	(52,425.00)	(103,102.50)	(52,425.00)	(103,102.50)	12	237200	BD120019
237200 Int Accr-LTD-Outside	(137,712.50)	(449,584.59)	(137,712.50)	(449,584.59)	12	237200	BD120019
237300 Int Accr-LTD-Inside							
BD120026	(258,225.84)	(903,790.42)	(258,225.84)	(903,790.42)	12	237300	BD120026
BD120027	(236,406.25)	(464,932.29)	(236,406.25)	(464,932.29)	12	237300	BD120027
BD120028	(121,875.00)	(605,312.50)	(121,875.00)	(605,312.50)	12	237300	BD120028
BD120029	(116,458.33)	(229,034.72)	(116,458.33)	(229,034.72)	12	237300	BD120029
BD120030	(84,166.66)	(294,583.33)	0.00	0.00	12	237300	BD120030
237300 Int Accr-LTD-Inside	(817,132.08)	(2,497,653.26)	(732,965.42)	(2,203,069.93)	12	237300	BD120030
755201 Amort PS Exp w/ mandatory	64.24	449.68	64.24	449.68	12	755201	
755201 Amort PS Exp w/ mandatory	64.24	449.68	64.24	449.68	12	755201	
810100 Int LTD-Outside Reg	126,836.71	887,856.97	126,836.71	887,856.97	12	810100	
810100 Int LTD-Outside Reg	126,836.71	887,856.97	126,836.71	887,856.97	12	810100	
810400 Int LTD-Inside	817,132.08	5,719,924.58	732,965.42	5,183,394.48	12	810400	
810400 Int LTD-Inside	817,132.08	5,719,924.58	732,965.42	5,183,394.48	12	810400	
820100 Amort Debt Disc & Exp	665.38	4,657.66	665.38	4,657.66	12	820100	
820100 Amort Debt Disc & Exp	665.38	4,657.66	665.38	4,657.66	12	820100	
820110 Amort Debt Exp Inside	5,147.55	36,032.85	5,147.55	51,656.28	12	820110	
820110 Amort Debt Exp Inside	5,147.55	36,032.85	5,147.55	51,656.28	12	820110	
830100 Interest STD Inside	5,230.74	45,128.22	6,863.70	44,769.96	12	830100	
830100 Interest STD Inside	5,230.74	45,128.22	6,863.70	44,769.96	12	830100	
840000 Other Interest Expense	0.00	3.60	14.36	(3,037.66)	12	840000	
840000 Other Interest Expense	0.00	3.60	14.36	(3,037.66)	12	840000	
850000 AFUDC Debt	(32,876.79)	(191,213.77)	(11,807.07)	(54,126.91)	12	850000	
850000 AFUDC Debt	(32,876.79)	(191,213.77)	(11,807.07)	(54,126.91)	12	850000	
860040 Div Dec PS-Out w/ mand	31,762.50	222,337.50	31,762.50	222,337.50	12	860040	
860040 Div Dec PS-Out w/ mand	31,762.50	222,337.50	31,762.50	222,337.50	12	860040	
860100 Div Dec Pref Stk-Outside	1,078.14	39,891.14	6,468.83	45,281.83	12	860100	
860100 Div Dec Pref Stk-Outside	1,078.14	39,891.14	6,468.83	45,281.83	12	860100	
860220 Div Decl Com Stk In	0.00	6,692,759.57	0.00	4,012,520.96	12	860220	
860220 Div Decl Com Stk In	0.00	6,692,759.57	0.00	4,012,520.96	12	860220	
00012 Kentucky-American Water Co.	(5,681.20)	(180,116,865.47)	22,426.53	(164,259,423.35)	12	860220	
231200 Notes Payable	0.00	(10,908,132.79)					

W/P - 7-2

Exhibits\Capital Structure\[Capital Structure 2012.xls]SAP IS TrBal

**Kentucky-American Water Company Capital Structure Workpaper**

SAP - Bus Intell - A/O

COMPARATIVE INCOME STATEMENT HIERARCHY NON LEADING LEDGER

1Company Code 007/2012 - 007/2012  
 1Data Column 1 Fiscal Year Period Interval  
 1DATA COLUMN 1 ACT (0) OR PLA008/2012 - 008/2012  
 2Data Column 2 Fiscal Year Period Interval  
 2DATA COLUMN 2 ACT (0) OR PLA009/2012 - 009/2012  
 3Data Column 3 Fiscal Year Period Interval  
 3DATA COLUMN 3 ACT (0) OR PLA Standard GAAP (AW01)  
 4Data Column 4 Fiscal Year Period Interval  
 4DATA COLUMN 4 ACT (0) OR PLAN (1)

		to JUN 2012 in 1	to JUL 2012 in 1	AUG 2012	SEP 2012
G/L Account		\$	\$	\$	\$
AWTR/40111000	Res Sales Billed	(4,327,106)	(4,869,223)	(4,605,335)	(3,684,607)
AWTR/40112000	Res Sales Unbilled	(147,471)	(166,315)	395,877	(317,290)
[-] AW01100	Water revenues - res	(4,474,577)	(5,035,538)	(4,209,458)	(4,001,898)
AWTR/40121000	Com Sales Billed	(2,063,051)	(2,333,188)	(2,371,340)	(2,083,579)
AWTR/40122000	Com Sales Unbilled	(59,593)	(109,238)	245,784	(52,112)
[-] AW01101	Water revenues - com	(2,122,644)	(2,442,426)	(2,125,555)	(2,135,691)
AWTR/40131000	Ind Sales Billed	(196,992)	(227,007)	(224,970)	(246,980)
AWTR/40132000	Ind Sales Unbilled	1,415	(14,764)	(6,868)	16,005
[-] AW01102	Water revenues - ind	(195,577)	(241,771)	(231,838)	(230,976)
AWTR/40141000	Publ Fire Billed	(280,848)	(280,851)	(280,848)	(280,848)
[-] AW01103	Water revenues - pub	(280,848)	(280,851)	(280,848)	(280,848)
AWTR/40145000	Priv Fire Billed	(194,178)	(195,630)	(203,428)	(187,168)
[-] AW01104	Water revenues - pri	(194,178)	(195,630)	(203,428)	(187,168)
AWTR/40151000	Publ Auth Billed	(674,953)	(765,828)	(784,582)	(849,394)
AWTR/40152000	Publ Auth Unbilled	(23,548)	(77,722)	86,472	(98,365)
[-] AW01105	Water revenues - pub	(698,500)	(843,551)	(698,110)	(947,759)
AWTR/40161000	Sls/Rsle Billed	(199,077)	(172,230)	(291,094)	(224,481)
AWTR/40161050	Sls/Rsle Billed I/C	(3,114)	(2,281)	(2,313)	(2,205)
AWTR/40162000	SalesforRsle Unbilld	17,936	21,321	(46,807)	41,158
[-] AW01106	Water revenues - sal	(184,255)	(153,191)	(340,214)	(185,529)
AWTR/40171000	Misc Sales Billed	(4,668)	(6,095)	(4,494)	(4,842)
AWTR/40189900	Other Water Revenue		(640)		640
[-] AW01107	Water revenues - oth	(4,668)	(6,735)	(4,494)	(4,202)
[-] AW0196	Water revenues	(8,155,249)	(9,199,693)	(8,093,947)	(7,974,069)
AWTR/40211000	Dom WW Svc Billed	(17,118)	(16,426)	(15,936)	(17,071)
AWTR/40221000	Com WW Svc Billed	(15,445)	(8,290)	(8,857)	(9,723)
AWTR/40222000	Com WW Svc Unbilled	5,464	(5,464)		
AWTR/40231000	Ind WW Svc Billed	(548)	(583)	(64)	(32)
AWTR/40251000	PubAuth WW Billed	(594)	(524)	(426)	(947)
[-] AW0197	Sewer revenues	(28,240)	(31,287)	(25,283)	(27,773)
AWTR/40310100	OthRev-Late Pymt Fee	0		0	
AWTR/40310200	OthRev-Rent	(7,909)	(7,909)	(7,909)	(7,909)
AWTR/40310250	OthRev-Rent I/C	(28,858)	(30,783)	(28,601)	(27,129)
AWTR/40310300	OthRev-CFO	(137,690)	(137,129)	(137,634)	(20,218)
AWTR/40310400	OthRev-NSF Ck Chrg	(2,040)	(2,636)	(2,796)	(2,476)
AWTR/40310500	OthRev-Appl/InitFee	(61,476)	(62,530)	(92,700)	(56,162)
AWTR/40310600	OthRev-Usage Data			(1,935)	635
AWTR/40310700	OthRev-Reconnct Fee	(22,672)	(20,592)	(19,968)	(23,348)
AWTR/40319900	OthRev-Misc Svc			(3,468)	(397)
AWTR/40359900	OthRev WW-Misc Svc				(500)
[-] AW0198	Other revenues	(260,645)	(261,579)	(295,011)	(137,505)
[-] AW0195	Operating revenues	(8,444,134)	(9,492,559)	(8,414,241)	(8,139,347)
AWTR/51010000	Purchased Water	36,269	45,420	24,693	17,625
AWTR/51015000	Purchased Water I/C	3,114	2,281	2,313	2,205
[-] AW01155	Purchased water	39,383	47,701	27,007	19,831
AWTR/51510000	Purchased Power			0	0
AWTR/51510011	Purchased Power SS			10,876	10,876
AWTR/51510012	Purchased Power P	57,994	51,127	49,542	42,811
AWTR/51510013	Purchased Power WT	326,305	289,563	401,621	293,120
AWTR/51510014	Purchased Power TD	543	360	422	426
AWTR/51520000	Fuel for Power Prod	1,207			

[-] AW01154	Fuel and power	386,048	341,050	462,461	347,233
AWTR/51800000	Chemicals	162,263	204,360	203,485	165,726
[-] AW01156	Chemicals	162,263	204,360	203,485	165,726
AWTR/51110000	Waste Disposal	21,902	18,358	15,215	18,032
AWTR/51120000	Amort Waste Disposal	8,333	8,333	8,333	8,333
[-] AW01157	Waste disposal	30,236	26,691	23,548	26,365
[-] AW01126	Production costs	617,929	619,802	716,500	559,155
AWTR/50100000	Labor Expense	0	0	174,397	195,596
AWTR/50100001	Labor ExpenseAccrual			92,960	13,207
AWTR/50101300	Labor Oper WT	86,066	87,481	153,143	91,014
AWTR/50101305	Labor Oper WT SupEng	62,276	56,799	66,554	33,651
AWTR/50101400	Labor Oper TD	134,502	62,674	40,711	29,495
AWTR/50101405	Labor Oper TD SupEng	9,624	5,814	11,607	9,665
AWTR/50101415	Labor Oper TD Lines	16,131	13,864	5,291	2,605
AWTR/50101420	Labor Oper TD Meter	36,941	29,455	61,588	33,443
AWTR/50101500	Labor Oper CA	3,519	3,870	3,806	461
AWTR/50101510	Labor Oper CA MtrRd	24,164	17,477	38,571	15,965
AWTR/50101520	Labor Oper CA CstSrv	3,177	4,010	15,209	15,146
AWTR/50101600	Labor Oper AG	82,027	127,571	(82,520)	43,438
AWTR/50102100	Labor Maint SS	4,275			
AWTR/50102125	Labor Mnt SS Wells			169	(85)
AWTR/50102300	Labor Maint WT	6,781	13,366	19,123	12,131
AWTR/50102305	Labor Mnt WT Sup&Eng		1,598	2,186	
AWTR/50102400	Labor Maint TD	2,376	4,231	4,696	6,576
AWTR/50102410	Labor Mnt TD Str&Imp	349	358	254	323
AWTR/50102415	Labor Mnt TD DistRes			1,087	(552)
AWTR/50102420	Labor Mnt TD Mains	8,487	10,023	15,414	10,259
AWTR/50102430	Labor Mnt TD Service	17,476	20,171	27,843	20,793
AWTR/50102435	Labor Mnt TD Meter	2,555	1,832	2,076	
AWTR/50102440	Labor Mnt TD Hydrant	10,585	8,199	14,358	10,851
AWTR/50109900	Labor Cap Credits			(131,817)	(80,133)
AWTR/50110000	Labor NS OT -Natural			15,777	19,880
AWTR/50111300	LaborOper NS OT WT	15,005	13,646	14,752	17,695
AWTR/50111305	LaborOperNS OT WT SE	3,685	3,327	1,138	768
AWTR/50111400	LaborOper NS OT TD	739	1,201	1,089	1,812
AWTR/50111405	LaborOperNS OT TD SE	260		129	199
AWTR/50111415	LaborOperNS OT TD Ln	715	374	323	217
AWTR/50111420	LaborOperNS OT TD Mt	8,616	7,475	4,800	4,079
AWTR/50111500	LaborOper NS OT CA	32			17
AWTR/50111510	LaborOperNS OT CA MR	2,240	2,296	2,723	1,988
AWTR/50111520	LaborOperNS OT CA CS	81		170	407
AWTR/50111600	LaborOper NS OT AG			244	53
AWTR/50112100	LaborMaint NS OT SS		319		
AWTR/50112300	LaborMaint NS OT WT	864	2,677	2,589	1,756
AWTR/50112305	LaborMaintNSOT WT SE		348		
AWTR/50112400	LaborMaint NS OT TD	722	681	451	1,751
AWTR/50112410	LaborMaintNSOT TD SI		35		
AWTR/50112415	LaborMaintNSOT TD DR			17	
AWTR/50112420	LaborMaintNSOT TD Mn	6,966	3,206	2,217	7,929
AWTR/50112430	LaborMaintNSOT TD Sv	2,459	3,693	3,173	4,327
AWTR/50112440	LaborMaintNSOT TD Hy	1,157	718	3,005	2,283
AWTR/50119900	LaborNSOT CapCredits			(5,694)	(9,012)
AWTR/50120000	Labor OT - Natural			2,558	0
AWTR/50121300	LaborOper OT WT	2,563	3,115		4,355
AWTR/50121420	LaborOperOT TD Meter			363	
AWTR/50122420	LaborMaintOT TD Main			548	
AWTR/50122430	LaborMaintOT TD Svc			255	
AWTR/50129900	Labor OT Cap Credits			(2,558)	
AWTR/50171000	Annual Incent Plan	(9,454)	18,201	19,898	11,310
AWTR/50171100	AIP Cap Credits				0
AWTR/50171600	Comp Exp-Options	2,109	1,767	1,779	2,095
AWTR/50171800	Comp Exp-RSU's	4,653	3,235	3,250	11,526
AWTR/50185000	Severance		41,108		11,915
[-] AW01158	Salaries and wages	554,721	576,214	609,702	561,197
AWTR/50610000	Pension Expense	101,561	101,561	101,561	101,561
AWTR/50610100	Pension Cap Credits	(13,570)	(33,365)	(15,819)	(14,494)
[-] AW01159	Pension expense	87,991	68,196	85,742	87,067
AWTR/50510000	PBOP Expense	62,447	70,060	66,387	66,219
AWTR/50510100	PBOP Cap Credits	(8,732)	(22,969)	(10,969)	(10,050)
AWTR/50550000	Group Insur Expense	131,577	132,885	131,530	115,099

AWTR/50550100	Group Ins Cap Credits	(19,168)	(27,959)	(21,107)	(16,856)
[-] AW01160	Group insurance expe	166,124	152,017	165,842	154,413
AWTR/50421000	401k Expense	9,563	10,485	13,858	11,279
AWTR/50421100	401k Exp Cap Credits			(2,970)	(2,050)
AWTR/50422000	DCP Expense	12,378	12,928	17,598	15,109
AWTR/50422100	DCP Exp Cap Credits			(3,741)	(2,298)
AWTR/50423000	ESPP Expense	813	831	813	873
AWTR/50426000	Retiree Medical Exp	(0)	756		1,833
AWTR/50450000	Other Welfare				0
AWTR/50450016	Other Welfare AG	(1,883)	1,050		900
AWTR/50451000	Employee Awards	53	925	89	
AWTR/50452000	Emp Physical Exams	165	251		30
AWTR/50456000	Tuition Aid	(1,245)			
AWTR/50457000	Training	2,640	1,698		
[-] AW01161	Other benefits	22,483	28,924	25,647	25,675
[-] AW01127	Employee-related cos	831,318	825,350	886,933	828,352
AWTR/53401000	AWWSC Labor OPEX	0	0	353,780	320,032
AWTR/53401100	AWWSC Pension OPEX			41,611	37,506
AWTR/53401200	AWWSC Group Ins OPEX			59,689	54,385
AWTR/53401300	AWWSC Other Ben OPEX			19,930	13,686
AWTR/53401400	AWWSC Cont Svcs OPEX			245,803	41,777
AWTR/53401500	AWWSC Off Suppl OPEX			42,089	58,262
AWTR/53401700	AWWSC Rents OPEX			17,932	19,023
AWTR/53402200	AWWSC Dpr/Amrt OPEX			84,626	86,581
AWTR/53402300	AWWSC Gen Tax OPEX			25,351	20,214
AWTR/53402400	AWWSC Interest OPEX			5,788	4,528
AWTR/53402500	AWWSC Oth Inc OPEX			1,107	3,907
AWTR/53402600	AWWSC Inc Tax OPEX			4,566	5,929
AWTR/53409999	AWWSC Conversion	632,690	669,928		
AWTR/53481000	AWWSC Labor CAPX			0	0
AWTR/53481100	AWWSC Pension CAPX			0	0
AWTR/53481200	AWWSC Group Ins CAPX			0	0
AWTR/53481300	AWWSC Other Ben CAPX			0	0
AWTR/53481400	AWWSC Cont Svcs CAPX			0	0
AWTR/53481500	AWWSC Off Suppl CAPX			0	0
AWTR/53481700	AWWSC Rents CAPX			0	0
AWTR/53482100	AWWSC Oth O&M CAPX			0	0
AWTR/53482200	AWWSC Dpr/Amrt CAPX			0	0
AWTR/53482300	AWWSC Gen Tax CAPX			0	0
AWTR/53482400	AWWSC Interest CAPX			0	0
AWTR/53482500	AWWSC Oth Inc CAPX				0
AWTR/53482600	AWWSC Inc Tax CAPX			0	0
[-] AW01185	Service Company Cost	632,690	669,928	902,270	665,831
AWTR/53110000	Contr Svc-Eng			0	0
AWTR/53150000	Contr Svc-Other	0	0	0	0
AWTR/53150013	Contr Svc-Other WT	12,671	20,652	16,920	16,064
AWTR/53150014	Contr Svc-Other TD	8,731	14,506	(9,815)	7,916
AWTR/53150015	Contr Svc-Other CA	17,681	11,814	(659)	5,933
AWTR/53150016	Contr Svc-Other AG	20,894	9,574	5,412	(8,119)
AWTR/53151000	Contr Svc-Temp EE			0	0
AWTR/53151014	Contr Svc-Temp EE TD		1,204	8,187	(2,167)
AWTR/53151015	Contr Svc-Temp EE CA	1,404	5,297		
AWTR/53151016	Contr Svc-Temp EE AG			13,009	108
AWTR/53152000	Contr Svc-Lab Testing	2,886	1,832	2,774	769
AWTR/53154000	Contr Svc-Audit Fees	15,826	9,974	7,955	7,371
AWTR/53155000	Contr Svc-Legal	106,180	(99,634)	33,178	(32,366)
[-] AW01162	Contracted services	186,272	(24,781)	76,961	(4,490)
AWTR/52532000	Electricity			0	0
AWTR/52532013	Electricity WT	166	110	179	141
AWTR/52532014	Electricity TD	5,415	3,455	4,349	3,442
AWTR/52532016	Electricity AG	7,379	7,010	7,879	5,131
AWTR/52546000	Grounds Keeping			0	0
AWTR/52546013	Grounds Keeping WT			11,800	5,840
AWTR/52546014	Grounds Keeping TD			647	931
AWTR/52546016	Grounds Keeping AG			1,204	
AWTR/52548000	Heating Oil/Gas			0	0
AWTR/52548014	Heating Oil/Gas TD	67	414	466	365
AWTR/52548016	Heating Oil/Gas AG	838	(45)	1,498	649
AWTR/52550000	Janitorial				0
AWTR/52550012	Janitorial P				196

AWTR/52550013	Janitorial WT	88	1,088		146
AWTR/52550016	Janitorial AG	9,009	11,122		5,403
AWTR/52571000	Security Svc			0	0
AWTR/52571013	Security Svc WT			6,734	
AWTR/52571016	Security Svc AG				3,808
AWTR/52571100	Add'l Security Costs	16,042	14,250	305	402
AWTR/52578000	Trash Removal			0	0
AWTR/52578011	Trash Removal SS	539	361		
AWTR/52578013	Trash Removal WT	106	105	434	661
AWTR/52578014	Trash Removal TD	306	1,467	(1,139)	1,848
AWTR/52578016	Trash Removal AG	298	300	309	170
AWTR/52583000	Water & WW			0	0
AWTR/52583011	Water & WW SS	4,190	251	3,549	
AWTR/52583013	Water & WW WT			21	
AWTR/52583016	Water & WW AG	1,308	2,584	2,163	4,577
[-] AW01187	Building Maintenance	45,750	42,471	40,396	33,710
AWTR/52574000	Telephone			0	0
AWTR/52574013	Telephone WT	3,604	2,181	1,978	1,981
AWTR/52574015	Telephone CA	9,548	11,950	15,192	4,734
AWTR/52574016	Telephone AG	4,488	5,219	8,649	5,608
AWTR/52574100	Cell Phone			0	0
AWTR/52574113	Cell Phone WT	62	(49)	116	126
AWTR/52574114	Cell Phone TD	1,129	927	1,424	1,393
AWTR/52574115	Cell Phone CA			1,312	600
AWTR/52574116	Cell Phone AG	7,366	7,910	493	12,133
[-] AW01188	Telecommunication ex	26,198	28,139	29,165	26,573
AWTR/52562500	Overnight Shippng			0	0
AWTR/52562513	Overnight Shippng WT	1,672	1,673	2,188	994
AWTR/52562514	Overnight Shippng TD			12	
AWTR/52562516	Overnight Shippng AG	1,065	152	78	23
AWTR/52566000	Postage			0	0
AWTR/52566016	Postage AG	4,723	(4,677)	0	0
[-] AW01189	Postage, printing an	7,460	(2,852)	2,279	1,017
AWTR/52510000	Bank Svc Charges			0	0
AWTR/52510016	Bank Svc Charges-AG		0	0	0
AWTR/52526100	Credit Line Fees I/C	2,814	2,571	2,728	4,572
AWTR/52542000	Forms			0	0
AWTR/52542016	Forms AG	384		57	
AWTR/52562000	Office Supplies			0	0
AWTR/52562013	Off&Adm Supplies WT	1,240	750	381	288
AWTR/52562014	Off&Adm Supplies TD	1,430	1,519	216	
AWTR/52562016	Off&Adm Supplies AG	1,210	851	167	37
AWTR/52571500	Software Licenses	3,444	3,405	3,201	3,119
AWTR/52582013	Uniforms WT	1,109	1,900		
AWTR/52582014	Uniforms TD	3,373	2,211		
AWTR/52801000	Capital Purchase Clr	0	0		
AWTR/52801100	Indirect OH Clearing	0	0	0	0
AWTR/52805100	Indirect OH RWIP Clr				0
[-] AW01163	Office supplies and	15,004	13,208	6,750	8,016
AWTR/52503000	Advertising		13,706		1,458
[-] AW01190	Advertising & market		13,706		1,458
AWTR/52534000	Employee Expenses	2,102	2,027	14,965	40,325
AWTR/52534200	Conferences & Reg	376	1,009	109	54
AWTR/52535000	Meals Deductible	(1,073)	(5,040)	15,255	41,056
AWTR/52535100	Meals Nondeductible	5			
[-] AW01130	Employee related exp	1,410	(2,003)	30,330	81,436
AWTR/52000000	M&S Expense (O&M)	0	0	0	0
AWTR/52001300	M&S Oper WT	8,057	5,285	1,874	510
AWTR/52001400	M&S Oper TD	10,983	14,801	12,664	3,850
AWTR/52001600	M&S Oper AG	3,979	2,280	31,126	36,154
AWTR/52500000	Misc Expense (O&M)	0	0	0	0
AWTR/52501100	Misc Oper SS			4,152	4,152
AWTR/52501300	Misc Oper WT	1,669	1,980	426	2,069
AWTR/52501400	Misc Oper TD	4,585	11,662	3,943	2,981
AWTR/52501600	Misc Oper AG	2,780	28,527	57,582	164,539
AWTR/52514500	Charitb Don-H/Ed/En	250	7,500		22,000
AWTR/52514600	Charitb Don-Commnty	500	10,500		
AWTR/52514700	Community Partnrshps	1,000	13,200		
AWTR/52514903	Cust Edu Comm-Issues		203		
AWTR/52514904	Cust Edu Comm-Consrv		11,195	304	965



AWTR/52514905	Cust Edu Comm-Printd		855	109	71
AWTR/52515000	Commun Relations-E	184	3,074		2,319
AWTR/52515001	Commun Relations-S		2,284	2,091	1,863
AWTR/52522000	Community Relations		350		
AWTR/52524000	Co Dues/Mmbrshp Ded	(5,218)	6,050	5,913	6,353
AWTR/52527000	Directors Fees	250	200	10,153	150
AWTR/52548100	Hiring Costs		125	132	48
AWTR/52554500	Lab Supplies	9,900	3,697		8,350
AWTR/52556500	Low Income Pay Prog	500	15,000		
AWTR/52568000	Research & Develop	1,750	1,750	1,750	1,822
AWTR/52579000	Trustee Fees	1,525	14,176		
AWTR/52585000	Discounts Available	(3,335)	(9,847)		
AWTR/52586000	PO Small Differences				83
AWTR/53402100	AWWSC Oth O&M OPEX			103,417	17,080
[-] AW01166	Miscellaneous expens	39,358	144,845	235,635	275,360
AWTR/54110000	Rents-Real Prop			0	0
AWTR/54110014	Rents-Real Prop TD	444		100	375
AWTR/54140000	Rents-Equip			0	0
AWTR/54140016	Rents-Equip AG	2,530	2,288	3,428	1,572
[-] AW01165	Rents	2,974	2,288	3,528	1,947
AWTR/55000000	Transportation (O&M)			0	0
AWTR/55000013	Trans Oper WT			0	
AWTR/55000014	Trans Oper TD	1,496	60	0	
AWTR/55000015	Trans Oper CA		10	0	
AWTR/55000016	Trans Oper AG	4,994	1,412	3,169	1,420
AWTR/55000021	Trans Maint SS			0	
AWTR/55000023	Trans Maint WT			0	
AWTR/55000024	Trans Maint TD			0	
AWTR/55000100	Trans Cap Credits	(7,317)	(12,826)	(7,982)	(5,553)
AWTR/55010100	Trans Lease Costs		17	6	1,519
AWTR/55010200	Trans Lease Fuel	25,841	28,872	808	63,052
AWTR/55010300	Trans Lease Maint	(25,956)	33,150	17,417	(24,307)
AWTR/55010400	Trans Emp Reimb Co	(112)	(113)		
AWTR/55010500	Trans Reimb EE Prsnl	56	408	551	301
[-] AW01164	Transportation	(998)	50,991	13,969	36,433
[-] AW01128	Operating supplies a	323,427	266,010	439,012	461,458
AWTR/57010000	Uncoll Accts Exp			0	0
AWTR/57010015	Uncoll Accts Exp CA	60,423	20,266	75,466	48,337
AWTR/57010016	Uncoll Accts Exp AG	20,804	(16,839)	8,406	6,922
[-] AW01168	Uncollectible accoun	81,227	3,427	83,871	55,259
AWTR/52510015	Bank Svc Charges-CA	17,559	13,509	17,404	18,589
AWTR/52514906	Cust Edu-Bill Insert		4,068		239
AWTR/52520000	Collection Agencies	7,110	3,689	6,037	5,158
AWTR/52542015	Forms CA	16,203	15,176	16,499	16,499
AWTR/52562515	Overnight Shippng CA			24	43
AWTR/52566015	Postage CA	47,912	46,334	56,205	38,937
[-] AW01170	Customer accounting,	88,784	82,776	96,169	79,464
AWTR/56610000	Reg Exp-Amort	16,566	16,566	16,566	16,566
AWTR/56620000	Reg Exp-Depr Stdy	1,179	1,179	1,179	1,179
[-] AW01172	Regulatory expense	17,745	17,745	17,745	17,745
AWTR/55110000	Ins Vehicle	2,949	2,949	2,949	2,949
AWTR/55710000	Ins General Liabilty	48,251	25,404	25,404	13,971
AWTR/55720000	Ins Work Comp	13,570	13,570	13,570	13,570
AWTR/55720100	Ins W/C Cap Credits	(1,958)	(2,553)	(2,114)	(1,937)
AWTR/55730000	Ins Other	10,204	10,204	10,204	10,611
[-] AW01171	Insurance other than	73,017	49,575	50,014	39,165
AWTR/62002100	M&S Maint SS	7,412	5,936	4,890	(803)
AWTR/62002300	M&S Maint WT	21,249	29,537	10,159	6,868
AWTR/62002400	M&S Maint TD	44,519	24,527	25,645	13,001
AWTR/62002600	M&S Maint AG	1,879	9,217	(4,696)	1,879
AWTR/62502300	Misc Maint WT	3,371	787	15,064	(17,922)
AWTR/62502400	Misc Maint TD	1,087	13,080	27,534	(21,779)
AWTR/62502430	Misc Maint TD Svc				(713)
AWTR/62502440	Misc Maint TD Hydrnt			282	
AWTR/62502600	Misc Maint AG	13,419	8,681	4,410	8,656
AWTR/62510000	Amort Def Maint				0
AWTR/62512300	Amort Def Maint WT	12,206	12,206		27,269
AWTR/62512400	Amort Def Maint TD	53,791	23,956		47,912
AWTR/62520700	Misc Main Pvg/Bckfil	17,241	14,288	(698)	10,174
AWTR/62520800	Misc Maint Permits		0	0	0



AWTR/63150023	Contr Svc-Maint WT	134			784
AWTR/63150024	Contr Svc-Maint TD			1,351	18,730
AWTR/63150026	Contr Svc-Maint AG	6,426	6,040	102	1,809
[-] AW01129	Maintenance supplies	182,732	148,253	84,043	95,865
AWTR/88101000	CAP Move-UP			1,077,205	1,415,174
AWTR/88106000	CAP Move-CCNC	0	0	3,458,519	2,143,776
AWTR/88107000	CAP Move-CWIP			(3,591,186)	(2,165,028)
AWTR/88108020	CAP Move-UP A/D Salv			(43,879)	(25,870)
AWTR/88252170	CAP Move-ADV NT WIP			(70,076)	
AWTR/88257000	CAP Move-COR			30,442	128,313
AWTR/88257100	CAP Move-RWIP			95,596	(19,648)
AWTR/88271100	CAP Move-CIAC NT			0	(77,917)
AWTR/88271170	CAP Move-CIAC NT WIP			(127,311)	0
AWTR/88271200	CAP Move-CIAC Tax				(40,875)
AWTR/88271270	CAP Move-CIAC Tx WIP				(868)
AWTR/88900000	CAP Move-Settlement	0	0	(829,311)	(1,357,056)
[-] AW01174	Capital movements	0	0	0	0
[-] AW01111	Operation and mainte	2,848,868	2,682,865	3,276,557	2,802,294
AWTR/68011000	Depr -UPIS General	905,444	894,000	898,142	971,635
AWTR/68012000	Depr -Amort CIAC Tx	(23,126)	(23,172)	(23,219)	63,501
AWTR/68012500	Depr-Amort CIAC Nntx	(107,026)	(99,461)	(99,587)	163,804
[-] AW01132	Depreciation	775,292	771,367	775,335	1,198,939
AWTR/68254000	Amort-RegAsset AFUDC	11,232	11,190	11,190	11,190
AWTR/68255000	Amort-UPAA	713	713	713	713
AWTR/68257000	Amort-Prop Losses	4,757	4,757	4,757	4,757
AWTR/68258000	Amort-Reg Asset	575	575	575	575
[-] AW01133	Amortization	17,277	17,235	17,235	17,235
AWTR/68311000	Rem Costs-ARO/NNS	168,437	168,189	168,807	168,850
AWTR/68312000	Rmv Csts-NNS CIAC Tx				(86,723)
AWTR/68312500	Rmv Csts-NNS CIAC NT				(264,193)
[-] AW01134	Removal costs, net	168,437	168,189	168,807	(182,066)
[-] AW01112	Depreciation and amo	961,006	956,791	961,378	1,034,108
AWTR/68520000	Property Taxes	341,933	342,288	341,933	341,933
AWTR/68520100	Tax Discounts	(1,171)	(1,453)	(1,500)	(1,500)
AWTR/68532000	FUTA	18	5		
AWTR/68533000	FICA	39,141	40,340	41,229	57,162
AWTR/68533100	FICA Cap Credits			(10,287)	(6,260)
AWTR/68535000	SUTA	55	27	398	183
AWTR/68535100	SUTA Cap Credits			(157)	(26)
AWTR/68545000	Utility Reg Assessme	9,438	12,438	11,918	12,178
[-] AW01113	General taxes	389,415	393,646	383,535	403,670
[-] AW01108	Operating expenses,	4,199,290	4,033,303	4,621,470	4,240,073
[-] AW01184	Operating Income (lo	(4,244,844)	(5,459,257)	(3,792,771)	(3,899,275)
AWTR/81815000	Interest Income I/C			0	
[-] AW01139	Interest income			0	
AWTR/81010000	Interest LTD	126,837	126,837	126,837	148,588
AWTR/81015000	Interest LTD Interco	817,132	817,132	817,132	817,132
AWTR/81020000	Div Decl P/S w/ MRR	31,763	31,763	30,704	32,821
[-] AW01135	Interest on long-ter	975,731	975,731	974,673	998,542
AWTR/81315000	Interest STD Interco	7,075	5,231	3,242	2,111
[-] AW01136	Interest on short-te	7,075	5,231	3,242	2,111
[-] AW01116	Interest, net	982,807	980,962	977,914	1,000,652
AWTR/70510000	AFUDC-Equity	(67,686)	(70,144)	(61,241)	(45,494)
[-] AW01117	Allowance for funds	(67,686)	(70,144)	(61,241)	(45,494)
AWTR/85000000	AFUDC Debt	(31,725)	(32,877)	(28,704)	(21,323)
[-] AW01118	Allowance for borrow	(31,725)	(32,877)	(28,704)	(21,323)
AWTR/82010000	Amort Debt Disc&Exp	665	665	665	665
AWTR/82015000	Amort Dbt Dsc&Ex I/C	5,148	5,148	5,149	5,149
AWTR/82020000	Amort P/S Exp w/ MRR	64	64	64	64
[-] AW01119	Amortization of debt	5,877	5,877	5,879	5,879
AWTR/71511000	M&J Revenues	(19,900)	(13,730)	(2,734)	
AWTR/71521000	M&J Expenses	5,221	3,956	724	(1,553)
AWTR/71521500	M&J Expenses I/C			(529)	
AWTR/71611000	Misc NU Revenue		6,318		
AWTR/72801100	Adv Rcpt Non-Srv Clr	0	0	0	
AWTR/72802000	CIAC Rcpt Svcs Clrg				0
AWTR/72802100	CIAC Rcpt Non-SrvClr	0	0	0	0
AWTR/72803000	Salvg/Scrap Rcpt Clr	0	0	0	0
[-] AW01142	Other miscellaneous	(14,679)	(3,457)	(2,539)	(1,553)
[-] AW01140	Other income	(14,679)	(3,457)	(2,539)	(1,553)

AWTR/75510000	Amort UPAA	(35)	(35)	(35)	(35)
[-] AW01144	Miscellaneous amorti	(35)	(35)	(35)	(35)
AWTR/75820000	Othr Income Deductns	570			
AWTR/75840000	Lobbying Expenses	5,664	5,847	6,028	6,361
[-] AW01145	Other miscellaneous	6,234	5,847	6,028	6,361
[-] AW01143	Other deductions	6,199	5,812	5,993	6,325
[-] AW01120	Other, net	(8,480)	2,355	3,453	4,773
[-] AW01110	Other Income (Expens	880,793	886,173	897,302	944,487
[-] AW01182	Income (loss) before	(3,364,051)	(4,573,084)	(2,895,469)	(2,954,787)
AWTR/69011000	FIT-Current	234,949	1,688,175	848,628	229,363
AWTR/69012000	FIT-Prior Year Adj				2,666,069
[-] AW01150	Current federal inco	234,949	1,688,175	848,628	2,895,432
AWTR/69021000	SIT-Current	49,845	307,874	154,765	114,952
AWTR/69022000	SIT-Prior Year Adj				423,721
[-] AW01151	Current state income	49,845	307,874	154,765	538,673
[-] AW01146	Current income taxes	284,794	1,996,049	1,003,393	3,434,105
AWTR/69031000	FIT-Oth Inc&Ded CY	2,790	(774)	(1,136)	(1,571)
[-] AW01152	Current federal inco	2,790	(774)	(1,136)	(1,571)
AWTR/69041000	SIT-Oth Inc&Ded CY	509	(141)	(207)	(286)
[-] AW01153	Current state income	509	(141)	(207)	(286)
[-] AW01147	Current income taxes	3,298	(916)	(1,343)	(1,857)
[-] AW01121	Current income taxes	288,092	1,995,133	1,002,049	3,432,248
AWTR/69062000	Def FIT-Pr Yr Adj				(2,671,473)
AWTR/69063000	Def FIT-RegAsst/Liab	23,728	23,728	23,728	23,728
AWTR/69065000	Def FIT-Other	899,139	(139,711)	126,865	742,430
[-] AW01148	Deferred federal inc	922,867	(115,983)	150,593	(1,905,315)
AWTR/69072000	Def SIT-Pr Yr Adj				(423,716)
AWTR/69073000	Def SIT-RegAsst/Liab	1,322	1,322	1,322	1,322
AWTR/69073500	Def SIT-Other	159,615	(25,479)	23,137	66,123
[-] AW01149	Deferred state incom	160,937	(24,157)	24,458	(356,271)
[-] AW01122	Deferred taxes	1,083,803	(140,141)	175,051	(2,261,586)
AWTR/69522000	ITC Restored-3%	(638)	(638)	(638)	(638)
AWTR/69523000	ITC Restored-4%	(525)	(525)	(525)	(525)
AWTR/69524000	ITC Restored-10%	(5,903)	(5,903)	(5,903)	(5,903)
[-] AW01123	Amortization of inve	(7,066)	(7,066)	(7,066)	(7,066)
[-] AW01109	Provision for income	1,364,829	1,847,925	1,170,034	1,163,595
[-] AW01181	Net income (loss)	(1,999,223)	(2,725,158)	(1,725,434)	(1,791,192)
AWTR/86031000	Div Dec Pref Stk	6,469	1,078	0	0
[-] AW01124	Preferred Dividends	6,469	1,078	0	0
[-] AW01180	Net Income Available	(1,992,754)	(2,724,080)	(1,725,434)	(1,791,192)
AWTR/86021500	Div Decl Com Stk I/C	1,426,326			3,322,869
[-] AW01125	Common Dividends	1,426,326			3,322,869
[-] AW0194	PROFIT & LOSS STATEM	(566,428)	(2,724,080)	(1,725,434)	1,531,677

W/P - 7-2

Exhibits\Capital Structure\[Capital Structure 2012.xls]SAP BS TrBal

**Kentucky-American Water Company Capital Structure Workpaper**

SAP - Bus Intell - A/O

AMERICAN WATER COMPARATIVE BALANCE SHEET HIERARCHY NON LEADING LEDGER

Company Code 1012  
 1Data Column 1 Fiscal Year Period 008/2012  
 1DATA COLUMN 1 ACT (0) OR PLAN 0  
 2Data Column 2 Fiscal Year Period 009/2012  
 2DATA COLUMN 2 ACT (0) OR PLAN 0  
 G/L Hierarchy Standard GAAP (AW01)

G/L Account		AUG 2012 in 1,000s B	SEP 2012 in 1,000s A
		\$	\$
UP Organization	AWTR/10130100	37,450	37,450
UP Franchises	AWTR/10130200	70,261	70,261
UP Lnd&Ld Rights SS	AWTR/10130320	1,077,363	1,077,363
UP Lnd&Ld Rights P	AWTR/10130330	195,966	195,966
UP Lnd&Ld Rights WT	AWTR/10130340	68,164	68,164
UP Lnd&Ld Rights TD	AWTR/10130350	4,019,854	4,019,854
UP Struct&Imp SS	AWTR/10130410	2,666,748	2,666,748
UP Struct&Imp P	AWTR/10130420	5,151,084	5,151,084
UP Struct&Imp WT	AWTR/10130430	9,820,422	9,820,422
UP Struct&Imp TD	AWTR/10130440	914,852	914,852
UP Struct&Imp AG	AWTR/10130450	13,228,902	13,228,902
UP Collect&Impoundg	AWTR/10130500	992,394	992,394
UP Lake&River&Other	AWTR/10130600	863,373	863,373
UP Supply Mains	AWTR/10130900	5,214,863	5,214,863
UP Pwr Generatn Equ	AWTR/10131000	976,091	976,091
UP Pump Eq Electric	AWTR/10131120	9,611,335	9,646,005
UP Pump Eq Diesel	AWTR/10131130	704,706	704,706
UP Pump Eq Hydraulic	AWTR/10131140	7,728	7,728
UP Pump Eq SS	AWTR/10131152	8,996,246	9,057,469
UP Pump Eq TD	AWTR/10131154	104,432	104,432
UP WT Equipment	AWTR/10132010	30,873,011	30,879,697
UP Dist Reservrs&St	AWTR/10133000	12,123,669	12,123,669
UP TD Mains	AWTR/10133100	184,529,577	184,844,665
UP Svcs	AWTR/10133300	46,190,331	46,784,449
UP Meters	AWTR/10133410	20,942,878	20,940,472
UP Meter Installs	AWTR/10133420	18,093,839	18,311,275
UP Hydrants	AWTR/10133500	13,105,762	13,162,910
UP Other P/E Intang	AWTR/10133910	553,011	553,011
UP Office Furn&Eq	AWTR/10134010	6,837,011	6,804,997
UP Trans Equip	AWTR/10134100	4,457,608	4,237,665
UP Stores Equip	AWTR/10134200	38,106	38,106
UP Tools-Shop-Gar Eq	AWTR/10134300	2,131,876	2,138,145
UP Laboratory Equip	AWTR/10134400	1,300,311	1,300,311
UP Power Operated Eq	AWTR/10134500	1,492,876	1,465,286
UP Comm Equip	AWTR/10134600	3,555,323	3,555,323
UP Misc Equip	AWTR/10134700	1,275,769	1,283,645
UP Other Tangbl Prop	AWTR/10134800	138,485	138,485
UP WW L&L Rights Gen	AWTR/10135350	2,250	2,250
UP WW Struct&ImpColl	AWTR/10135420	39,911	39,911
UP WW Struct&Imp SPP	AWTR/10135430	247,478	247,478
UP WW Struct&Imp TDP	AWTR/10135440	2,095,785	2,095,785
UP WW Struct&Imp Gen	AWTR/10135450	63,363	63,363
UP WW Collectn Swrs	AWTR/10136000	836,617	836,617
UP WW Collectg Mains	AWTR/10136110	46,731	46,731

UP WW Svcs Sewer	AWTR/10136300	47,335	47,335
UP WW FlowMeasDevice	AWTR/10136400	2,169	2,169
UP WW Pump Eq Elect	AWTR/10137110	46,851	46,851
UP WW Pump Eq Oth Pw	AWTR/10137120	3,646	3,646
UP WW TD Equip	AWTR/10138000	165,710	165,710
UP WW Office Furn	AWTR/10139000	1,828	1,828
UP WW Trans Equip	AWTR/10139100	35,144	35,144
UP WW Stores Equip	AWTR/10139200	500	500
UP WW Tool Shop &Gar	AWTR/10139300	27,918	27,918
UP WW Laboratory Eq	AWTR/10139400	38,952	38,952
UP WW Power OpertdEq	AWTR/10139500	36,570	36,570
UP WW Commun Eq	AWTR/10139600	1,396	1,396
UP WW Misc Equip	AWTR/10139700	18,261	18,261
Reg Asset-AFUDC-Debt	AWTR/10190000	272,637	272,637
Property Held Future	AWTR/10300000	114,076	114,076
CCNC L&L Rights WT	AWTR/10630340	732,019	732,019
CCNC L&L Rights TD	AWTR/10630350	3,454,077	3,454,077
CCNC Struct&Imp SS	AWTR/10630410	4,287,054	4,287,054
CCNC Struct&Imp P	AWTR/10630420	4,491,287	4,491,287
CCNC Struct&Imp WT	AWTR/10630430	15,880,148	15,899,131
CCNC Struct&Imp TD	AWTR/10630440	8,650	265
CCNC Lake-River&Othr	AWTR/10630600	6,299,155	6,299,155
CCNC Supply Mains	AWTR/10630900	22,667,575	22,667,575
CCNC Power Gnrtn Eq	AWTR/10631000	2,416,054	2,416,054
CCNC Pump Eq Electrc	AWTR/10631120	39,534	4,865
CCNC Pumping Eq SS	AWTR/10631152	5,815,724	5,758,117
CCNC Pumping Eq TD	AWTR/10631154	0	4,660
CCNC WT Eq Non-Media	AWTR/10632010	23,321,544	23,314,858
CCNC Dist Resrvrs&St	AWTR/10633000	5,137,671	5,137,354
CCNC TD MainsNotClss	AWTR/10633100	69,976,970	72,380,923
CCNC Svcs	AWTR/10633300	719,094	487,417
CCNC Meters	AWTR/10633410	103,233	207,572
CCNC Meter Installs	AWTR/10633420	427,272	103,103
CCNC Hydrants	AWTR/10633500	371,597	478,646
CCNC Office Furn&Eq	AWTR/10634010	5,215,364	5,401,902
CCNC Trans EqNotClss	AWTR/10634100	380,421	349,346
CCNC Stores Equip	AWTR/10634200	3	3
CCNC Tool-Shop-GarEq	AWTR/10634300	28,102	7,791
CCNC Laboratory Eq	AWTR/10634400	85	85
CCNC Comm Equip	AWTR/10634600	49	41,075
CCNC Misc Equip	AWTR/10634700	7,893	17
[-] Utility plant in ser	AW0143	588,287,382	591,449,717
CWIP	AWTR/10700000	11,235,841	8,775,462
CWIP-EngClearDist OH	AWTR/10780110	144,150	205,926
CWIP-Mgmt Study-AMR	AWTR/10780130	2,523	2,523
CWIP-Mgmt Study-Pipe	AWTR/10780140	3,805	3,805
[-] Construction work in	AW0144	11,386,320	8,987,717
A/D - UP in Service	AWTR/10801000	-130,123,707	-131,095,342
A/D - Salvage/Scrap	AWTR/10802000	-684,707	-710,577
A/D - Asset Sale	AWTR/10803000	-2,491	-2,491
A/D - Original Cost	AWTR/10804000	21,526,264	21,922,879
A/D - Reg Asset	AWTR/10810000	-135,689	-136,264
[-] Accumulated deprecia	AW0145	-109,420,330	-110,021,795
UPAA-ATL	AWTR/11410000	455,951	455,951
UPAA-ATL Accu Amort	AWTR/11415000	-210,646	-211,324
[-] Utility Plant Adjust	AW0126	245,306	244,628
[-] Utility property, ne	AW0111	490,498,677	490,660,267
NUP-Land	AWTR/12110000	249,738	249,738
[-] Non-utility Property	AW0112	249,738	249,738
[-] Non-Utility Property	AW01196	249,738	249,738
[-] Total Property Plant	AW018	490,748,415	490,910,004
PNC AWK-Out ACH	AWTR/13112002	620,862	620,862

BNYM KY	AWTR/13121200	-88	0
BNYM KY-Cust LBX	AWTR/13121208	-2,159,026	-348,133
BNYM KY-NSF-Rtrn Pmt	AWTR/13121216	0	-1,857
BNYM KY-Misc	AWTR/13121217	-600	-600
BNYM CA-NSF-Rtrn Pmt	AWTR/13121516	0	-349
BNYM IL-Misc	AWTR/13122517	-0	-0
BNYM TN-NSF-Rtrn Pmt	AWTR/13122616	-1,847	-1,847
BNYM HI-NSF-Rtrn Pmt	AWTR/13123016	-1,350	-12,676
BNYM MH-NSF-Rtrn Pmt	AWTR/13125316	-19,465	-19,465
PNC AWCC-P/R	AWTR/13140200	-1,738	-1,738
PNC AWCC-PR-Out ACH	AWTR/13140202	3,679	3,679
PNC AWCC-PR-Out Chk	AWTR/13140203	5	-3,180
PNC AWCC-MI LBX-OutA	AWTR/13140602	0	29,182
Cash Clearg-NSF Chk	AWTR/13199001	5,519	3,932
Cash Clearg-MixdPymt	AWTR/13199002	70	60
Cash Clearg-Misc	AWTR/13199003	550	-775
Cash Clearg-Interco	AWTR/13199006	2,650	-8,585
Petty Cash	AWTR/13500000	2,400	2,400
[-] Cash and cash equiva	AW0113	-1,548,378	260,910
A/R-Customer-Unalloc	AWTR/14100002	63	62
A/R-Customer - ECIS	AWTR/14100003	4,123,481	4,939,463
A/R-Customer-Clear	AWTR/14100099	53	-511
[-] Utility customer acc	AW0155	4,123,597	4,939,014
A/R Assoc Co-Recon	AWTR/14510100	86,153	38,517
A/R Assoc Co-SCBill	AWTR/14511000	0	800,926
A/R AssocCo-Div Eqv	AWTR/14573000	7,434	8,305
[-] Receivable from affi	AW0127	93,587	847,748
Misc A/R-Recon Acct	AWTR/14610000	357,010	337,184
Misc A/R-Manual	AWTR/14611000	137,221	153,365
Misc A/R-Med Subsidy	AWTR/14611500	18,894	8,881
[-] Other receivables, n	AW0128	513,125	499,430
Allow for Uncollect	AWTR/14300000	-410,459	-427,361
Misc Rec-Allowance	AWTR/14620000	-92,031	-98,954
[-] Allowance for uncoll	AW0116	-502,490	-526,315
[-] Accounts receivable,	AW0115	4,227,820	5,759,877
Unbilled Utility Rev	AWTR/14400000	4,251,113	4,661,717
[-] Unbilled revenues	AW0117	4,251,113	4,661,717
Inventory-Plant Mat	AWTR/15110000	549,952	557,972
Inventory-Chemicals	AWTR/15130000	274,261	284,163
Inventory-Other M&S	AWTR/15140000	0	13,979
Inventory-Price Diff	AWTR/15199997	0	-1
Inventory-Conversion	AWTR/15199999	683	683
[-] Materials and suppli	AW0120	824,896	856,797
Prepaid Insur	AWTR/16520000	109,975	161,671
Prepaid PUC/PSC	AWTR/16530000	121,780	109,602
Prepaid Audit Fees	AWTR/16540000	11,960	4,589
Prepaid Other	AWTR/16550000	43,042	33,577
Prepaid Other-Global	AWTR/16550010	65,682	52,180
[-] Other current assets	AW0121	352,438	361,620
[-] Total Current Assets	AW019	8,107,889	11,900,920
RA-ITRtR-AFUDC CWIP	AWTR/18503000	313,797	331,495
RA-ITRtR-AFUDC Eqty	AWTR/18503500	5,889,541	5,889,541
RA-ITRtR-Plant F/T	AWTR/18504000	1,844,573	1,799,981
RA-ITRtR-Other	AWTR/18504500	-364,770	-362,762
RA-ITRtR-Accu Amort	AWTR/18505500	-871,334	-882,524
[-] Reg asset - income t	AW0131	6,811,807	6,775,730
RA-Unamort Debt Exp	AWTR/18661000	112,196	111,530
RA-UnamortDebtExpl/C	AWTR/18661500	1,625,776	1,620,627
RA-UnamortPrefStkExp	AWTR/18662000	18,694	18,630
[-] Debt and preferred s	AW0132	1,756,665	1,750,787
RA-Def Program Maint	AWTR/18610000	3,526,110	3,497,528
[-] Deferred tank painti	AW0135	3,526,110	3,497,528

RA-Def Rate Case	AWTR/18620000	238,359	222,177
[-] Deferred rate case	AW0136	238,359	222,177
RA-Def Vacation Pay	AWTR/18680101	175,988	118,660
RA-FAS112 Costs	AWTR/18680126	61,130	61,130
RA-Depr Study	AWTR/18680131	22,837	22,220
RA-Cost of Svc Study	AWTR/18680132	7,299	6,738
RA-Waste Disposal	AWTR/18680144	91,667	83,333
RA-Other	AWTR/18689900	1,617,268	1,612,511
[-] Other regulatory ass	AW0138	1,976,188	1,904,591
[-] Regulatory assets	AW0122	14,309,129	14,150,813
LTA-Prel Survey	AWTR/18713000	52,204	52,204
[-] Other long-term asse	AW0142	52,204	52,204
[-] Total Regulatory and	AW0110	14,361,333	14,203,017
[-] ASSETS	AW017	513,217,637	517,013,941
Com Stk-Subs I/C	AWTR/20120000	-36,568,777	-36,568,777
[-] Common stock	AW0167	-36,568,777	-36,568,777
PIC-Subs Min Int	AWTR/20510000	-6,330	-6,330
PIC-Subs Interco	AWTR/20520000	-78,803,645	-78,818,139
[-] Paid-in capital	AW0168	-78,809,975	-78,824,469
R/E at Acq I/C	AWTR/21021000	-343,498	-343,498
R/E Since Acquis	AWTR/21024000	-43,593,196	-43,593,196
[-] Retained earnings	AW0169	-43,936,694	-43,936,694
[-] Total Stockholders'	AW0124	-159,315,445	-159,329,939
[-] Total Equity	AW0151	-159,315,445	-159,329,939
Bonds	AWTR/22110000	-23,500,000	-23,500,000
Bonds-Interco	AWTR/22115000	-164,390,000	-164,390,000
[-] Long-term debt	AW0172	-187,890,000	-187,890,000
Pref Stk-Redeemable	AWTR/21510000	-4,500,000	-4,500,000
[-] Redeemable preferred	AW0173	-4,500,000	-4,500,000
[-] Total Long-term debt	AW0153	-192,390,000	-192,390,000
[-] Total Capitalization	AW0146	-351,705,445	-351,719,939
N/P Assoc Co	AWTR/23120000	-0	-0
[-] Short-term borrowing	AW0177	-0	-0
IHC Bank	AWTR/23121000	-4,229,653	-8,153,944
IHC Clear Out Pymt	AWTR/23121001	479,925	974,239
IHC Clear In Pymt	AWTR/23121002	1,761,414	0
IHC Payment Clr	AWTR/23121003	0	826,538
IHC Clear Inter	AWTR/23121005	-495,290	-1,367,434
[-] In-House Cash Center	AW01186	-2,483,604	-7,720,602
[-] Short-term debt	AW0154	-2,483,604	-7,720,602
A/P-Recon Acct	AWTR/23410000	-148,385	-262,460
A/P I/C-Recon	AWTR/23410100	-90,313	-764,084
A/P-Pcard	AWTR/23411000	5,727	-69,363
A/P-Gcard Clear	AWTR/23411400	-4,546	-14,237
A/P-Pcard Clear	AWTR/23411500	-296	-8,777
A/P-Contr Retention	AWTR/23420000	-127,116	-127,116
A/P-Miscellaneous	AWTR/23430000	-36,537	-29,486
A/P-Wrkbasket Accl	AWTR/23430600	-63,736	-239,589
A/P-Pcard Accrual	AWTR/23430700	-17,069	-57,390
A/P-Misc Global	AWTR/23431000	-113,129	-156,364
A/P-Proj Cost Accl	AWTR/23435000	-1,397,074	-981,799
[-] Accounts payable ext	AW0180	-1,992,474	-2,710,666
A/P Assoc Co	AWTR/23510000	-4,604	-6,317
A/P Assoc Co-SCoBill	AWTR/23520000	-1,461,399	0
I/C System Clearing	AWTR/23599999	-12,930	-17,957
[-] Accounts payable ass	AW0181	-1,478,933	-24,275
[-] Accounts payable	AW0156	-3,471,407	-2,734,941
Accr FIT-Current Yr	AWTR/23621000	-3,480,545	-3,015,321
Accr FIT-Prior Yrs	AWTR/23622000	6,370,416	4,376,611
[-] Accrued federal inco	AW0182	2,889,871	1,361,290
Accr SIT-Current Yr	AWTR/23631000	-684,631	-795,679
Accr SIT-Prior Yrs	AWTR/23632000	1,567,483	1,266,363



[-] Accrued state income	AW0183	882,852	470,684
Accr Tax-FICA	AWTR/23652100	-21,830	-57,300
Accr Tax-SUTA	AWTR/23652200	-135	-211
Accr Tax-Property	AWTR/23653000	-2,735,467	-2,243,045
Accr Tax-Use Tax	AWTR/23654000	-13,670	-21,811
Accr Tax-Other	AWTR/23659000	-4,061	-4,061
[-] Other accrued taxes	AW0184	-2,775,163	-2,326,429
[-] Taxes accrued, inclu	AW0157	997,559	-494,454
Accr Int-LTD	AWTR/23720000	-319,172	-456,885
Accr Int-LTD I/C	AWTR/23730000	-3,314,785	-3,400,667
Accr Int-Rdm PrefDiv	AWTR/23740000	-94,229	-31,763
[-] Interest accrued	AW0158	-3,728,186	-3,889,315
Accr Vacation Pay	AWTR/24120000	-175,988	-118,660
Accr Water Purchases	AWTR/24120100	-45,223	-59,565
Accr Power	AWTR/24120200	-442,346	-413,190
Accr Legal	AWTR/24120300	-63,860	-18,868
Accr Wages	AWTR/24120600	-333,566	-302,792
Accr Insurance	AWTR/24120700	-180,329	-306,874
Accr Insur Retro Adj	AWTR/24120710	-38,814	-26,124
Accr Waste Disposal	AWTR/24121000	-167,217	-73,490
Accr Retiree Medical	AWTR/24121100	-6,417	-8,250
Accr DCP Contrib	AWTR/24121200	-7,302	-7,521
Accr Bank Fees	AWTR/24121400	-32,902	-35,054
Accr Emp 401k Match	AWTR/24122700	-5,879	-5,725
Accr Incentive Plan	AWTR/24123000	-161,869	-173,179
Misc Deposits Pay	AWTR/24126000	-44,083	-44,083
Accr Paving	AWTR/24126200	-12,504	-17,005
Unclaimed Cust Crdts	AWTR/24133000	-28,086	-27,978
Unclaimed A/P Checks	AWTR/24133200	-13,168	-13,168
WH PR-Union Dues	AWTR/24142001	-912	1,065
WH PR-Charity Contr	AWTR/24142002	-898	-1,230
WH PR-Flex Spending	AWTR/24142005	-2,633	-1,446
WH PR-401k Contribs	AWTR/24142006	0	-66
WH PR-Garnishments	AWTR/24142008	957	2,197
WH PR-Life Insur	AWTR/24142009	-560	-1,596
WH PRTx Coll Pay FIT	AWTR/24142010	-292	-27,476
WH PRTx Coll Pay LIT	AWTR/24142012	3,858	-5,387
WH PRTx Coll PayFICA	AWTR/24142013	-106	-1,631
WH PR-ESPP	AWTR/24142014	-18,180	-4,978
WH PR-Miscellaneous	AWTR/24142099	-96	-232
WH PR-Tax Coll SIT	AWTR/24142100	-96	-3,623
GRIR-Stock E - Mat	AWTR/24161000	-144,708	-137,386
GRIR-Stock C - Chem	AWTR/24163000	-232,187	-280,550
GRIR-Non-inventory	AWTR/24164000	-823,203	-1,151,485
GRIR-Conversion	AWTR/24169999	-143,402	-110,740
CFO Miscellaneous	AWTR/24171000	8,310	8,310
CFO Cust Non-Pledged	AWTR/24171005	-228	-254
CFO Cust Pledged	AWTR/24171006	-220	-250
CFO MC/Swr Rev/Cash	AWTR/24171011	-7,555,741	-4,935,569
CFO MC/Swr A/R	AWTR/24171012	4,234,698	1,701,548
CFO MC/Swr ChgOff	AWTR/24171014	3,028,739	3,074,810
CFO Sales Tax	AWTR/24172000	-46,421	-74,934
CFO Gr Receipts Tax	AWTR/24173000	-472,593	-670,753
CFO Municipal Tax	AWTR/24174000	-256,874	-222,285
Other CurrLiab/Tax	AWTR/24199800	0	-102,074
Other CurrLiab/NonTx	AWTR/24199900	87,952	73,723
Adv Constr-Current	AWTR/25299900	-1,100,000	-1,100,000
[-] Other current liabil	AW0159	-5,194,389	-5,623,818
[-] Total Current Liabil	AW0147	-13,880,028	-20,463,129
Adv Constr-NT ExtDep	AWTR/25212000	-13,188,685	-13,188,685
Adv Constr-NT WIP	AWTR/25217000	-220,046	-220,046
Adv Constr-Rcls Curr	AWTR/25280000	1,100,000	1,100,000

[-] Customer Advances fo	AW0160	-12,308,731	-12,308,731
Def FIT Liab-Curr	AWTR/25340000	194,547	194,547
[-] Federal Deferred inc	AW0185	194,547	194,547
Def SIT Liab-Curr	AWTR/25350000	35,480	35,480
[-] State Deferred incom	AW0186	35,480	35,480
Def FIT Liab-Other	AWTR/25311000	-51,885,360	-50,553,238
[-] Federal Deferred inc	AW0187	-51,885,360	-50,553,238
Def SIT Liab-Other	AWTR/25321000	-8,096,851	-7,752,061
[-] State Deferred incom	AW0188	-8,096,851	-7,752,061
[-] Deferred income tax	AW0161	-59,752,184	-58,075,273
Unamort ITC-3%	AWTR/25510100	-66,116	-65,479
Unamort ITC-4%	AWTR/25510200	-31,736	-31,210
Unamort ITC-10%	AWTR/25510300	-724,240	-718,336
[-] Deferred investment	AW0162	-822,092	-815,026
RL-Cost of Removal	AWTR/25700000	-14,671,253	-14,672,018
RL-COR RWIP	AWTR/25710000	316,742	296,594
[-] Reg liability - cost	AW0189	-14,354,511	-14,375,425
RL-ITRR-ExcDefDprFIT	AWTR/25621200	-768,516	-756,783
RL-ITRR-Deficit Def	AWTR/25622000	150,244	147,947
RL-ITRR-ExcDefDpSIT	AWTR/25623200	-1,390,690	-1,386,633
RL-ITRR-ITC GrUp3%	AWTR/25626000	-44,793	-44,361
RL-ITRR-ITC GrUp4%	AWTR/25626100	-21,492	-21,136
RL-ITRR-ITC GrUp10%	AWTR/25626200	-399,007	-395,755
RL-Gain on Debt	AWTR/25633500	-195,764	-206,640
[-] Other regulatory lia	AW0190	-2,670,019	-2,663,361
[-] Regulatory liabiliti	AW0163	-17,024,530	-17,038,786
Accr Pension Exp	AWTR/26212000	1,956,247	1,854,686
[-] Accrued pension expe	AW0164	1,956,247	1,854,686
Accr OPEB	AWTR/26221000	-229,315	-299,735
Accr OPEB MedSubs	AWTR/26221500	-288,179	-292,125
[-] Accrued postretireme	AW0165	-517,495	-591,860
FIN 48 Reserve-Fed	AWTR/26580000	-3,011,002	-3,085,078
FIN 48 Reserve-State	AWTR/26581000	-448,122	-561,538
[-] Other tax liabilitie	AW0192	-3,459,124	-3,646,616
Def FAS 112 Costs	AWTR/26281300	-61,130	-61,130
Accr Dividend Equiv	AWTR/26281500	-7,434	-8,305
[-] Other long-term liab	AW0193	-68,564	-69,435
[-] Other Deferred Credi	AW0166	-3,527,688	-3,716,051
[-] Regulatory and other	AW0148	-91,996,473	-90,691,040
CIAC-NT Mains	AWTR/27111000	-17,981,825	-17,981,825
CIAC-NT Ext Dep	AWTR/27112000	-12,856,314	-12,856,314
CIAC-NT Svcs	AWTR/27113000	-19,336,795	-19,414,712
CIAC-NT Meters	AWTR/27114000	-1,024,003	-1,024,003
CIAC-NT Hydrants	AWTR/27115000	-1,780,603	-1,780,603
CIAC-NT Other	AWTR/27116000	-4,725,717	-4,725,717
CIAC-NT WIP	AWTR/27117000	-849,641	-849,641
CIAC-NT NUP Property	AWTR/27118000	-249,725	-249,725
CIAC-Tax Mains	AWTR/27121000	-1,998,493	-1,998,493
CIAC-Tax Ext Dep	AWTR/27122000	-766,586	-766,586
CIAC-Tax Svcs	AWTR/27123000	-7,181,690	-7,222,565
CIAC-Tax Meters	AWTR/27124000	-3,299	-3,299
CIAC-Tax Hydrants	AWTR/27125000	-487,487	-487,487
CIAC-Tax Other	AWTR/27126000	-440,903	-440,903
CIAC-Tax WIP	AWTR/27127000	0	-868
AccAmort CIAC-Other	AWTR/27206000	16,672,712	16,743,053
AccAmort CIAC-Tax	AWTR/27210000	1,512,894	1,526,393
[-] Contributions in aid	AW0149	-51,497,474	-51,533,294
[-] CAPITAL AND LIABILIT	AW016	-509,079,420	-514,407,401
[-] BALANCE SHEET	AW01183	4,138,217	2,606,540
[-] Standard GAAP	AW01	4,138,217	2,606,540



W/P - 7-2

Exhibits\Capital Structure\[Capital Structure 2012.xls]SAP BS TrBal

AMERICAN WATER COMPARATIVE BALANCE SHEET HIERARCHY NON LEADING LEDGER

Company Code 1012  
 1Data Column 1 Fiscal Year Period 006/2012  
 1DATA COLUMN 1 ACT (0) OR PLAN 0  
 2Data Column 2 Fiscal Year Period 007/2012  
 2DATA COLUMN 2 ACT (0) OR PLAN 0  
 G/L Hierarchy Standard GAAP (AW01)

G/L Account		JUN 2012 in 1,000s A	JUL 2012 in 1,000s B
		\$	\$
UP Organization	AWTR/10130100	37,450	37,450
UP Franchises	AWTR/10130200	70,261	70,261
UP Lnd&Ld Rights SS	AWTR/10130320	1,077,363	1,077,363
UP Lnd&Ld Rights P	AWTR/10130330	195,966	195,966
UP Lnd&Ld Rights WT	AWTR/10130340	68,164	68,164
UP Lnd&Ld Rights TD	AWTR/10130350	4,019,854	4,019,854
UP Struct&Imp SS	AWTR/10130410	2,666,748	2,666,748
UP Struct&Imp P	AWTR/10130420	5,151,084	5,151,084
UP Struct&Imp WT	AWTR/10130430	9,826,564	9,820,422
UP Struct&Imp TD	AWTR/10130440	904,114	904,114
UP Struct&Imp AG	AWTR/10130450	13,239,640	13,239,640
UP Collect&Impoundg	AWTR/10130500	995,930	992,394
UP Lake&River&Other	AWTR/10130600	863,373	863,373
UP Supply Mains	AWTR/10130900	5,214,863	5,214,863
UP Pwr Generatn Equ	AWTR/10131000	976,091	976,091
UP Pump Eq Electric	AWTR/10131120	9,550,581	9,487,424
UP Pump Eq Diesel	AWTR/10131130	704,706	704,706
UP Pump Eq Hydraulic	AWTR/10131140	7,728	7,728
UP Pump Equip Other	AWTR/10131150	4,813	4,813
UP Pump Eq SS	AWTR/10131152	8,972,066	9,055,099
UP Pump Eq TD	AWTR/10131154	112,207	112,207
UP WT Equipment	AWTR/10132010	30,869,333	30,873,296
UP Dist Reservrs&St	AWTR/10133000	12,123,669	12,123,669
UP TD Mains	AWTR/10133100	184,209,007	184,415,781
UP Svcs	AWTR/10133300	46,151,824	46,175,503
UP Meters	AWTR/10133410	20,307,775	20,308,239
UP Meter Installs	AWTR/10133420	18,064,530	18,066,084
UP Hydrants	AWTR/10133500	13,041,401	13,097,633
UP Other P/E Intang	AWTR/10133910	553,011	553,011
UP Office Furn&Eq	AWTR/10134010	7,277,528	7,315,091
UP Trans Equip	AWTR/10134100	4,393,637	4,312,005
UP Stores Equip	AWTR/10134200	38,106	38,106
UP Tools-Shop-Gar Eq	AWTR/10134300	2,108,290	2,108,290
UP Laboratory Equip	AWTR/10134400	1,300,311	1,300,311
UP Power Operated Eq	AWTR/10134500	1,492,876	1,492,876
UP Comm Equip	AWTR/10134600	3,555,323	3,555,323
UP Misc Equip	AWTR/10134700	1,277,794	1,275,769
UP Other Tangbl Prop	AWTR/10134800	138,485	138,485
UP WW L&L Rights Gen	AWTR/10135350	2,250	2,250
UP WW Struct&ImpColl	AWTR/10135420	39,911	39,911
UP WW Struct&Imp SPP	AWTR/10135430	247,478	247,478
UP WW Struct&Imp TDP	AWTR/10135440	2,098,340	2,095,785
UP WW Struct&Imp Gen	AWTR/10135450	63,363	63,363
UP WW Collectn Swrs	AWTR/10136000	836,617	836,617

UP WW Collectg Mains	AWTR/10136110	46,731	46,731
UP WW Svcs Sewer	AWTR/10136300	47,335	47,335
UP WW FlowMeasDevice	AWTR/10136400	2,169	2,169
UP WW Pump Eq Elect	AWTR/10137110	46,851	46,851
UP WW Pump Eq Oth Pw	AWTR/10137120	3,646	3,646
UP WW TD Equip	AWTR/10138000	165,710	165,710
UP WW Office Furn	AWTR/10139000	1,828	1,828
UP WW Trans Equip	AWTR/10139100	35,144	35,144
UP WW Stores Equip	AWTR/10139200	500	500
UP WW Tool Shop &Gar	AWTR/10139300	27,918	27,918
UP WW Laboratory Eq	AWTR/10139400	38,952	38,952
UP WW Power OpertdEq	AWTR/10139500	36,570	36,570
UP WW Commun Eq	AWTR/10139600	1,396	1,396
UP WW Misc Equip	AWTR/10139700	18,261	18,261
Reg Asset-AFUDC-Debt	AWTR/10190000	272,637	272,637
Property Held Future	AWTR/10300000	114,076	114,076
CCNC L&L Rights WT	AWTR/10630340	732,019	732,019
CCNC L&L Rights TD	AWTR/10630350	3,454,077	3,454,077
CCNC Struct&Imp SS	AWTR/10630410	4,287,054	4,287,054
CCNC Struct&Imp P	AWTR/10630420	4,491,287	4,491,287
CCNC Struct&Imp WT	AWTR/10630430	15,880,148	15,880,148
CCNC Struct&Imp TD	AWTR/10630440	8,068	8,068
CCNC Lake-River&Othr	AWTR/10630600	6,299,155	6,299,155
CCNC Supply Mains	AWTR/10630900	22,667,575	22,667,575
CCNC Power Gnrtn Eq	AWTR/10631000	2,416,054	2,416,054
CCNC Pump Eq Electrc	AWTR/10631120	100,713	105,275
CCNC Pumping Eq SS	AWTR/10631152	5,883,062	5,815,799
CCNC WT Eq Non-Media	AWTR/10632010	23,325,507	23,321,544
CCNC Dist Resrvrs&St	AWTR/10633000	5,137,089	5,137,089
CCNC TD MainsNotClss	AWTR/10633100	70,008,120	70,084,018
CCNC Svcs	AWTR/10633300	254,532	699,562
CCNC Meters	AWTR/10633410	521,965	350,024
CCNC Meter Installs	AWTR/10633420	788,056	864,956
CCNC Hydrants	AWTR/10633500	339,041	340,655
CCNC Office Furn&Eq	AWTR/10634010	763,492	930,142
CCNC Trans EqNotClss	AWTR/10634100	356,111	421,338
CCNC Stores Equip	AWTR/10634200	3	3
CCNC Tool-Shop-GarEq	AWTR/10634300	167	16,064
CCNC Laboratory Eq	AWTR/10634400	85	85
CCNC Comm Equip	AWTR/10634600	49	49
CCNC Misc Equip	AWTR/10634700	17	17
[-] Utility plant in ser	AW0143	583,423,594	584,286,423
CWIP	AWTR/10700000	13,838,262	14,525,839
[-] Construction work in	AW0144	13,838,262	14,525,839
A/D - UP in Service	AWTR/10801000	-128,331,566	-129,225,566
A/D - Salvage/Scrap	AWTR/10802000	-636,927	-640,828
A/D - Asset Sale	AWTR/10803000	-2,491	-2,491
A/D - Original Cost	AWTR/10804000	20,828,097	20,991,499
A/D - Reg Asset	AWTR/10810000	-134,539	-135,114
[-] Accumulated deprecia	AW0145	-108,277,426	-109,012,500
UPAA-ATL	AWTR/11410000	455,951	455,951
UPAA-ATL Accu Amort	AWTR/11415000	-209,290	-209,968
[-] Utility Plant Adjust	AW0126	246,662	245,984
[-] Utility property, ne	AW0111	489,231,092	490,045,747
NUP-Land	AWTR/12110000	249,738	249,738
[-] Non-utility Property	AW0112	249,738	249,738
[-] Non-Utility Property	AW01196	249,738	249,738

[-] Total Property Plant	AW018	489,480,829	490,295,484
PNC AWK-Out ACH	AWTR/13112002	376,867	620,862

PNC AWCC-A/P	AWTR/13140100	-539,840	-1,146,850
PNC AWCC-P/R	AWTR/13140200	-2,457	-1,738
PNC AWCC-Cust Ref	AWTR/13140300	-11,770	-23,889
Cash Clearg-NSF Chk	AWTR/13199001	-0	0
Cash Clearg-MixdPymt	AWTR/13199002	134	0
Cash Clearg-Misc	AWTR/13199003	0	600
Cash Clearg-MI's	AWTR/13199004	1,483	0
Cash Clearg-ORCOM	AWTR/13199005	870	0
Cash Clearg-Interco	AWTR/13199006	65	2,650
Petty Cash	AWTR/13500000	2,400	2,400

[-] Cash and cash equiva	AW0113	-172,248	-545,964
A/R-Customer - ECIS	AWTR/14100003	4,067,329	4,433,665
A/R-Customer-Clear	AWTR/14100099	-231	0
[-] Utility customer acc	AW0155	4,067,098	4,433,665
A/R Assoc Co-Misc	AWTR/14510000	388,851	0
A/R AssocCo-Div Eqv	AWTR/14573000	6,640	6,992
[-] Receivable from affi	AW0127	395,491	6,992
Misc A/R-Recon Acct	AWTR/14610000	0	320,696
Misc A/R-Conversion	AWTR/14610099	372,621	10
Misc A/R-Manual	AWTR/14611000	136,760	136,807
Misc A/R-Med Subsidy	AWTR/14611500	11,003	14,949
[-] Other receivables, n	AW0128	520,385	472,462
Allow for Uncollect	AWTR/14300000	-366,134	-367,945
Misc Rec-Allowance	AWTR/14620000	-100,436	-83,625
[-] Allowance for uncoll	AW0116	-466,570	-451,571
[-] Accounts receivable,	AW0115	4,516,404	4,461,549
Unbilled Utility Rev	AWTR/14400000	4,578,853	4,925,572
[-] Unbilled revenues	AW0117	4,578,853	4,925,572
Inventory-Plant Mat	AWTR/15110000	0	544,854
Inventory-Chemicals	AWTR/15130000	0	260,148
Inventory-Conversion	AWTR/15199999	916,918	683
[-] Materials and suppli	AW0120	916,918	805,685
Prepaid Insur	AWTR/16520000	107,829	161,695
Prepaid PUC/PSC	AWTR/16530000	0	133,698
Prepaid Audit Fees	AWTR/16540000	0	-7,371
Prepaid Other	AWTR/16550000	63,486	55,146
Prepaid Other-Global	AWTR/16550010	69,287	77,876
[-] Other current assets	AW0121	240,602	421,044

[-] Total Current Assets	AW019	10,080,529	10,067,885
RA-ITRtR-AFUDC CWIP	AWTR/18503000	262,686	289,973
RA-ITRtR-AFUDC Eqty	AWTR/18503500	5,889,541	5,889,541
RA-ITRtR-Plant F/T	AWTR/18504000	1,933,758	1,889,165
RA-ITRtR-Other	AWTR/18504500	-368,787	-366,779
RA-ITRtR-Accu Amort	AWTR/18505500	-848,953	-860,143
[-] Reg asset - income t	AW0131	6,868,244	6,841,757
RA-Unamort Debt Exp	AWTR/18661000	113,526	112,861
RA-UnamortDebtExpl/C	AWTR/18661500	1,636,073	1,630,926
RA-UnamortPrefStkExp	AWTR/18662000	18,822	18,758
[-] Debt and preferred s	AW0132	1,768,422	1,762,544
RA-Def Program Maint	AWTR/18610000	3,589,049	3,568,830
[-] Deferred tank painti	AW0135	3,589,049	3,568,830

RA-Def Rate Case	AWTR/18620000	260,316	250,593
[-] Deferred rate case	AW0136	260,316	250,593
RA-Def Vacation Pay	AWTR/18680101	49,111	175,988
RA-FAS112 Costs	AWTR/18680126	61,130	61,130
RA-Depr Study	AWTR/18680131	24,071	23,454
RA-Cost of Svc Study	AWTR/18680132	8,422	7,860
RA-Waste Disposal	AWTR/18680144	108,333	100,000
RA-Other	AWTR/18689900	1,626,781	1,622,024
[-] Other regulatory ass	AW0138	1,877,849	1,990,457
[-] Regulatory assets	AW0122	14,363,880	14,414,181
LTA-Prel Survey	AWTR/18713000	52,204	52,204
[-] Other long-term asse	AW0142	52,204	52,204
[-] Total Regulatory and	AW0110	14,416,083	14,466,385
[-] ASSETS	AW017	513,977,442	514,829,754
Com Stk-Subs I/C	AWTR/20120000	-36,568,777	-36,568,777
[-] Common stock	AW0167	-36,568,777	-36,568,777
PIC-Subs Min Int	AWTR/20510000	-6,330	-6,330
PIC-Subs Interco	AWTR/20520000	-74,791,970	-78,797,803
[-] Paid-in capital	AW0168	-74,798,300	-78,804,133
R/E at Acq I/C	AWTR/21021000	-343,498	-343,498
R/E Since Acquis	AWTR/21024000	-43,593,196	-43,593,196
[-] Retained earnings	AW0169	-43,936,694	-43,936,694
[-] Total Stockholders'	AW0124	-155,303,771	-159,309,603
Pref Stk-w/o MRR	AWTR/21410000	-1,445,600	0
[-] Preferred stock with	AW0152	-1,445,600	0
[-] Total Equity	AW0151	-156,749,371	-159,309,603
Bonds	AWTR/22110000	-22,054,400	-23,500,000
Bonds-Interco	AWTR/22115000	-164,390,000	-164,390,000
[-] Long-term debt	AW0172	-186,444,400	-187,890,000
Pref Stk-Redeemable	AWTR/21510000	-4,500,000	-4,500,000
[-] Redeemable preferred	AW0173	-4,500,000	-4,500,000
[-] Total Long-term debt	AW0153	-190,944,400	-192,390,000
[-] Total Capitalization	AW0146	-347,693,771	-351,699,603
N/P Assoc Co	AWTR/23120000	-16,624,390	-10,908,133
N/P Assoc Co-LoanClr	AWTR/23129000	8,408	67,512
[-] Short-term borrowing	AW0177	-16,615,982	-10,840,620
[-] Short-term debt	AW0154	-16,615,982	-10,840,620
Curr Portion LTD	AWTR/22210000	-1,445,600	0
[-] Current portion long	AW0178	-1,445,600	0
A/P-Recon Acct	AWTR/23410000	0	-133,632
A/P-Conversion	AWTR/23410999	-734,582	0
A/P-Pcard	AWTR/23411000	24,381	-11,811
A/P-Contr Retention	AWTR/23420000	-118,826	-113,073
A/P-Miscellaneous	AWTR/23430000	-36,755	-43,214
A/P-Wrkbasket Accl	AWTR/23430600	-65,582	-18,875
A/P-Pcard Accrual	AWTR/23430700	-33,138	-11,059
A/P-Misc Global	AWTR/23431000	-36,886	-87,563
A/P-Proj Cost Accl	AWTR/23435000	-2,160,511	-2,459,981
[-] Accounts payable ext	AW0180	-3,161,898	-2,879,208
A/P Assoc Co	AWTR/23510000	-5,117	-2,107
A/P Assoc Co-SCoBill	AWTR/23520000	0	427,935
I/C System Clearing	AWTR/23599999	-22,572	-14
[-] Accounts payable ass	AW0181	-27,689	425,814
[-] Accounts payable	AW0156	-3,189,587	-2,453,394
Accr FIT-Current Yr	AWTR/23621000	-945,653	-2,633,053
Accr FIT-Prior Yrs	AWTR/23622000	6,370,416	6,370,416
[-] Accrued federal inco	AW0182	5,424,763	3,737,363
Accr SIT-Current Yr	AWTR/23631000	-222,341	-530,073
Accr SIT-Prior Yrs	AWTR/23632000	1,567,483	1,567,483
[-] Accrued state income	AW0183	1,345,142	1,037,409
Accr Tax-FICA	AWTR/23652100	-17,767	-23,055
Accr Tax-Property	AWTR/23653000	-2,051,246	-2,393,534

Accr Tax-Use Tax	AWTR/23654000	-10,059	-17,947
Accr Tax-Other	AWTR/23659000	-4,061	-4,061
[-] Other accrued taxes	AW0184	-2,083,133	-2,438,598
[-] Taxes accrued, inclu	AW0157	4,686,772	2,336,174
Accr Int-LTD	AWTR/23720000	-311,872	-449,585
Accr Int-LTD I/C	AWTR/23730000	-1,680,521	-2,497,653
Accr Int-Rdm PrefDiv	AWTR/23740000	-31,763	-63,525
[-] Interest accrued	AW0158	-2,024,156	-3,010,763
Accr Vacation Pay	AWTR/24120000	-49,111	-175,988
Accr Water Purchases	AWTR/24120100	-44,880	-52,011
Accr Power	AWTR/24120200	-481,796	-437,453
Accr Legal	AWTR/24120300	-157,048	-26,458
Accr Wages	AWTR/24120600	-124,456	-179,667
Accr Insur Retro Adj	AWTR/24120710	-38,814	-38,814
Accr Waste Disposal	AWTR/24121000	-171,333	-158,884
Accr Retiree Medical	AWTR/24121100	-5,500	-6,417
Accr DCP Contrib	AWTR/24121200	-10,110	-11,430
Accr Bank Fees	AWTR/24121400	-33,669	-24,030
Accr Severance	AWTR/24121800	-1,050	0
Accr Emp 401k Match	AWTR/24122700	-8,271	-9,426
Accr Pref Div w/oMRR	AWTR/24122800	-19,407	0
Accr Incentive Plan	AWTR/24123000	-123,770	-141,971
Misc Deposits Pay	AWTR/24126000	-40,083	-44,083
Accr Paving	AWTR/24126200	-5,195	-7,572
Unclaimed Cust Crdts	AWTR/24133000	-27,232	-28,086
Unclaimed A/P Checks	AWTR/24133200	-13,103	-13,168
WH PR-Charity Contr	AWTR/24142002	-2,027	-631
WH PR-Flex Spending	AWTR/24142005	-3,056	-2,027
WH PR-401k Contribs	AWTR/24142006	-18,731	-17,289
WH PRTx Coll Pay LIT	AWTR/24142012	3,913	3,913
WH PR-ESPP	AWTR/24142014	-7,892	-13,052
GRIR-Conversion	AWTR/24169999	-813,175	-151,470
CFO Cust Non-Pledged	AWTR/24171005	-148	-188
CFO Cust Pledged	AWTR/24171006	-147	-182
CFO MC/Swr Rev/Cash	AWTR/24171011	-7,181,901	-6,509,551
CFO MC/Swr A/R	AWTR/24171012	3,999,131	3,931,623
CFO MC/Swr ChgOff	AWTR/24171014	2,937,831	2,977,549
CFO Sales Tax	AWTR/24172000	-70,020	-73,696
CFO Gr Receipts Tax	AWTR/24173000	-548,018	-237,770
CFO Municipal Tax	AWTR/24174000	-234,214	-263,168
Other CurrLiab/NonTx	AWTR/24199900	18,876	-102,074
Adv Constr-Current	AWTR/25299900	-1,100,000	-1,100,000
[-] Other current liabil	AW0159	-4,374,405	-2,913,471
[-] Total Current Liabil	AW0147	-22,962,958	-16,882,074
Adv Constr-NT ExtDep	AWTR/25212000	-13,188,685	-13,188,685
Adv Constr-NT WIP	AWTR/25217000	-153,897	-170,417
Adv Constr-Rcls Curr	AWTR/25280000	1,100,000	1,100,000
[-] Customer Advances fo	AW0160	-12,242,582	-12,259,102
Def FIT Liab-Curr	AWTR/25340000	194,547	194,547
[-] Federal Deferred inc	AW0185	194,547	194,547
Def SIT Liab-Curr	AWTR/25350000	35,480	35,480
[-] State Deferred incom	AW0186	35,480	35,480
Def FIT Liab-Other	AWTR/25311000	-51,898,206	-51,758,495
[-] Federal Deferred inc	AW0187	-51,898,206	-51,758,495
Def SIT Liab-Other	AWTR/25321000	-8,099,194	-8,073,715
[-] State Deferred income	AW0188	-8,099,194	-8,073,715
[-] Deferred income tax	AW0161	-59,767,373	-59,602,182
Unamort ITC-3%	AWTR/25510100	-67,392	-66,754
Unamort ITC-4%	AWTR/25510200	-32,787	-32,261
Unamort ITC-10%	AWTR/25510300	-736,046	-730,143
[-] Deferred investment	AW0162	-836,225	-829,158
RL-Cost of Removal	AWTR/25700000	-14,391,267	-14,532,888

RL-COR RWIP	AWTR/25710000	225,018	221,146
[-] Reg liability - cost	AW0189	-14,166,249	-14,311,742
RL-ITRR-ExcDefDprFIT	AWTR/25621200	-791,984	-780,250
RL-ITRR-Deficit Def	AWTR/25622000	154,837	152,540
RL-ITRR-ExcDefDpSIT	AWTR/25623200	-1,398,805	-1,394,748
RL-ITRR-ITC GrUp3%	AWTR/25626000	-45,657	-45,225
RL-ITRR-ITC GrUp4%	AWTR/25626100	-22,204	-21,848
RL-ITRR-ITC GrUp10%	AWTR/25626200	-405,512	-402,260
RL-Gain on Debt	AWTR/25633500	-217,516	-206,640
[-] Other regulatory lia	AW0190	-2,726,839	-2,698,429
[-] Regulatory liabiliti	AW0163	-16,893,088	-17,010,172
Accr Pension Exp	AWTR/26212000	1,641,486	1,539,925
[-] Accrued pension expe	AW0164	1,641,486	1,539,925
Accr OPEB	AWTR/26221000	-299,735	-370,155
Accr OPEB MedSubs	AWTR/26221500	-280,289	-284,234
[-] Accrued postretireme	AW0165	-580,024	-654,389
FIN 48 Reserve-Fed	AWTR/26580000	-3,011,002	-3,011,002
FIN 48 Reserve-State	AWTR/26581000	-448,122	-448,122
[-] Other tax liabilitie	AW0192	-3,459,124	-3,459,124
Def FAS 112 Costs	AWTR/26281300	-61,130	-61,130
Accr Dividend Equiv	AWTR/26281500	-6,640	-6,992
[-] Other long-term liab	AW0193	-67,770	-68,122
[-] Other Deferred Credi	AW0166	-3,526,894	-3,527,246
[-] Regulatory and other	AW0148	-92,204,700	-92,342,325
CIAC-NT Mains	AWTR/27111000	-17,981,825	-17,981,825
CIAC-NT Ext Dep	AWTR/27112000	-12,856,314	-12,856,314
CIAC-NT Svcs	AWTR/27113000	-19,286,141	-19,336,795
CIAC-NT Meters	AWTR/27114000	-1,024,003	-1,024,003
CIAC-NT Hydrants	AWTR/27115000	-1,780,603	-1,780,603
CIAC-NT Other	AWTR/27116000	-4,725,717	-4,725,717
CIAC-NT WIP	AWTR/27117000	-603,545	-722,330
CIAC-NT NUP Property	AWTR/27118000	-249,725	-249,725
CIAC-Tax Mains	AWTR/27121000	-1,998,493	-1,998,493
CIAC-Tax Ext Dep	AWTR/27122000	-766,586	-766,586
CIAC-Tax Svcs	AWTR/27123000	-7,162,839	-7,181,690
CIAC-Tax Meters	AWTR/27124000	-3,299	-3,299
CIAC-Tax Hydrants	AWTR/27125000	-487,487	-487,487
CIAC-Tax Other	AWTR/27126000	-440,903	-440,903
AccAmort CIAC-Other	AWTR/27206000	16,473,664	16,573,125
AccAmort CIAC-Tax	AWTR/27210000	1,466,503	1,489,675
[-] Contributions in aid	AW0149	-51,427,312	-51,492,969
[-] CAPITAL AND LIABILIT	AW016	-514,288,739	-512,416,971
[-] BALANCE SHEET	AW01183	-311,298	2,412,782
[-] Standard GAAP	AW01	-311,298	2,412,782

W/P - 7-2

Exhibits\Capital Structure\Capital Structure 2012.xls\JDE Inc Strmt

10/09/12  
11:45:31

**Kentucky-American Water Company Capital Structure Workpaper**

PCDWLD  
83500 American Water Works Company  
PL0000USR Maryland-American Water Company  
GAAPT12C Total Co (USGAAP) 12 Periods AA  
Income Statement  
For the Period Ending 03/31/2012

Kentucky-American Water Co.

Description	April	May	June	July	August	September	October	November	December	January	February	March
<b>1 OPERATING REVENUES</b>												
2 Water	5,827,578	6,489,719	7,407,539	8,226,903	7,693,411	7,207,683	7,146,668	5,831,560	5,610,354	5,986,150	5,737,077	5,734,248
3 Sewer	26,940	23,347	24,675	22,742	23,916	27,888	30,475	23,408	23,179	24,468	25,270	26,543
4 Other	260,755	263,245	274,470	282,295	291,315	300,081	267,640	275,658	254,199	260,698	269,329	273,837
5 Management	0	0	0	0	0	0	0	0	0	0	0	0
<b>6 Total Revenues</b>	<b>6,115,273</b>	<b>6,776,311</b>	<b>7,706,684</b>	<b>8,531,940</b>	<b>8,008,642</b>	<b>7,535,652</b>	<b>7,444,783</b>	<b>6,130,626</b>	<b>5,887,732</b>	<b>6,271,316</b>	<b>6,031,676</b>	<b>6,034,628</b>
<b>7 OPERATIONS &amp; MAINTENANCE EXPEN</b>												
8 Labor	596,961	645,715	661,390	629,316	656,419	644,215	590,172	656,269	807,344	652,266	561,725	658,320
9 Purchased Water	10,253	20,604	21,970	22,637	13,824	56,524	(4,047)	29,371	26,947	29,172	24,326	33,076
10 Fuel & Power	251,029	282,706	337,319	296,096	408,557	328,640	263,680	263,877	271,129	302,407	270,382	276,168
11 Chemicals	150,092	145,692	184,112	205,820	177,266	172,159	141,942	148,950	146,274	136,492	115,089	137,475
12 Waste Disposal	28,104	20,674	11,110	16,656	47,247	25,915	27,430	26,249	29,676	27,517	22,257	33,088
13 Management Fees	618,237	671,515	631,758	630,514	646,928	635,735	552,843	553,173	791,324	681,730	685,582	740,921
14 Group Insurance	180,073	180,115	151,196	182,660	178,164	179,814	168,957	135,113	186,113	186,149	181,924	185,191
15 Pensions	79,038	78,163	72,821	78,859	77,663	78,083	77,650	67,964	75,124	89,863	88,262	88,283
16 Regulatory Expense	17,292	19,857	18,710	17,832	17,748	17,745	17,745	17,745	17,745	17,745	17,745	17,929
17 Insurance Other Than Group	51,030	50,646	31,212	50,634	50,407	55,737	50,483	49,269	52,346	47,508	47,181	56,256
18 Customer Accounting	85,479	224,727	164,061	175,365	75,673	253,399	112,346	256,499	53,420	197,083	59,579	121,795
19 Rents	2,440	2,894	1,319	1,501	2,123	3,371	573	3,050	3,250	9,488	4,071	6,831
20 General Office Expense	50,218	63,601	98,228	70,040	45,701	97,661	74,969	49,130	56,803	62,706	59,861	54,245
21 Miscellaneous	270,191	314,907	302,708	199,557	308,205	166,089	269,065	295,689	396,562	285,577	290,941	245,403
25 Other Maintenance	192,336	94,927	182,554	43,949	71,048	123,501	138,079	101,623	216,279	142,193	78,679	118,629
<b>Total Maintenance &amp; Operations Expense</b>	<b>2,582,773</b>	<b>2,816,743</b>	<b>2,870,468</b>	<b>2,621,436</b>	<b>2,776,973</b>	<b>2,838,588</b>	<b>2,481,887</b>	<b>2,653,971</b>	<b>3,130,336</b>	<b>2,867,896</b>	<b>2,507,604</b>	<b>2,775,610</b>
27 Depreciation	738,672	741,193	741,668	744,571	746,675	752,548	756,775	761,143	763,455	768,992	767,164	766,756
28 Amortization	181,588	181,004	181,146	181,616	181,978	182,221	183,068	183,453	183,626	184,332	184,617	184,707
29 General Taxes	413,073	416,800	426,149	415,417	409,679	91,685	375,399	379,920	398,207	437,854	468,152	410,920
30 State Income Taxes	80,210	106,572	162,642	227,363	185,914	175,964	170,917	75,663	24,296	66,012	72,340	64,648
31 Federal Income Taxes	449,233	593,783	880,249	1,256,121	1,028,840	947,886	946,608	432,027	252,876	371,382	406,079	340,088
32 Tax Savings Acquisition Adjustment	0	0	0	0	0	0	0	0	0	0	0	0
<b>33 Total Operating Expenses</b>	<b>4,445,549</b>	<b>4,856,095</b>	<b>5,262,322</b>	<b>5,446,524</b>	<b>5,330,059</b>	<b>4,988,892</b>	<b>4,914,654</b>	<b>4,486,177</b>	<b>4,752,796</b>	<b>4,696,468</b>	<b>4,405,956</b>	<b>4,542,729</b>
<b>34 Utility Operating Income</b>	<b>1,669,724</b>	<b>1,920,216</b>	<b>2,444,362</b>	<b>3,085,416</b>	<b>2,678,583</b>	<b>2,546,760</b>	<b>2,530,129</b>	<b>1,644,449</b>	<b>1,134,936</b>	<b>1,574,848</b>	<b>1,625,720</b>	<b>1,491,899</b>





PCDWLD  
83500  
PL000USR  
GAAPT12C

American Water Works Company  
Maryland-American Water Company  
Total Co (USGAAP) 12 Periods AA  
Income Statement

10/09/12  
12:04:30

For the Period Ending 07/31/2012

Kentucky-American Water Co.

Description	April	May	June	July	Total Year	
1 OPERATING REVENUES						
2 Water	6,350,696	7,114,747	8,155,249	9,199,053	81,766,896	12
3 Sewer	23,118	14,801	28,240	31,287	302,593	12
4 Other	278,617	286,792	260,645	262,219	3,281,030	12
5 Management	0	0	0	0	0	12
6 Total Revenues	6,652,431	7,416,340	8,444,134	9,492,559	85,350,519	12
7 OPERATIONS & MAINTENANCE EXPE						
8 Labor	590,850	576,453	554,721	576,214	7,524,968	12
9 Purchased Water	26,698	30,839	39,383	47,701	353,814	12
10 Fuel & Power	302,390	361,405	386,048	341,050	3,775,733	12
11 Chemicals	121,906	164,085	162,263	204,360	1,828,261	12
12 Waste Disposal	27,760	31,909	30,236	26,691	355,975	12
13 Management Fees	724,804	719,153	632,690	669,928	8,034,811	12
14 Group Insurance	178,761	142,563	166,124	152,017	2,040,890	12
15 Pensions	88,107	80,294	87,991	68,196	967,480	12
16 Regulatory Expense	17,745	17,745	17,745	17,745	213,127	12
17 Insurance Other Than Group	47,328	46,204	70,067	46,626	621,412	12
18 Customer Accounting	59,381	118,119	179,559	94,084	1,580,937	12
19 Rents	3,408	4,072	2,974	2,288	45,499	12
20 General Office Expense	72,178	57,631	43,734	48,498	723,117	12
21 Miscellaneous	205,911	327,290	292,602	239,216	3,322,550	12
25 Other Maintenance	110,166	144,200	182,732	148,253	1,575,382	12
Total Maintenance & Operations Expense	2,577,393	2,821,962	2,848,869	2,682,867	32,963,956	12
27 Depreciation	767,788	768,945	775,292	771,367	9,166,900	12
28 Amortization	184,788	184,956	185,714	185,424	2,208,884	12
29 General Taxes	407,849	315,845	389,415	393,646	4,478,571	12
30 State Income Taxes	111,227	149,749	210,781	283,716	1,591,227	12
31 Federal Income Taxes	619,309	830,537	1,150,749	1,565,125	8,891,506	12
32 Tax Savings Acquisition Adjustment	0	0	0	0	0	12
33 Total Operating Expenses	4,668,354	5,071,994	5,560,820	5,882,145	59,301,044	12
34 Utility Operating Income	1,984,077	2,344,346	2,883,314	3,610,414	26,049,475	12



American Water Works Company  
American Water Company  
Total Company (USGAAP) 13 Per AA  
Balance Sheet  
For the Period Ending 03/31/2012

10/09/12  
13:20:50

Kentucky-American Water Company Capital Structure Workpaper

PCDWLD  
83500  
PL000USR  
GLBGGC

Kentucky-American Water Co.

Description	Actual March	Actual April	Actual May	Actual June	Actual July	Actual August	Actual September	Actual October	Actual November	Actual December	Actual January	Actual February	Actual March
<b>ASSETS</b>													
1 Utility Plant	568,807,854	570,450,982	571,114,867	573,060,531	573,717,580	574,354,252	576,231,891	578,218,851	578,695,152	580,644,329	580,415,093	580,843,466	581,105,249
2 Construction work in progr	4,402,198	4,778,734	5,254,398	5,765,339	6,505,522	7,652,983	7,686,429	8,566,754	10,065,631	10,176,232	10,944,525	11,089,847	11,887,029
3 Accumulated depreciation	(100,598,505)	(101,232,358)	(101,935,886)	(102,722,001)	(103,533,457)	(104,295,153)	(105,194,112)	(106,068,199)	(106,476,978)	(105,103,645)	(105,252,970)	(105,483,006)	(106,259,904)
4 Utility plant acquisition	257,813	256,047	255,369	254,691	254,013	253,335	252,657	251,979	251,301	250,730	250,052	249,374	248,696
5 Other utility plant adjust	0	0	0	0	0	0	0	0	0	0	0	0	0
6 Sub-total Utility Plant	472,869,360	474,253,405	474,688,748	476,358,560	476,943,658	477,965,417	478,976,865	480,969,385	482,535,106	485,967,646	486,356,700	486,699,681	486,981,070
7 Non-Utility property	270,193	270,193	270,193	270,193	270,193	270,193	249,738	249,738	249,738	249,738	249,738	249,738	252,488
8 Other investments	0	0	0	0	0	0	0	0	0	0	0	0	0
<b>Current Assets</b>													
10 Cash and cash equivalent	352,643	293,317	600,229	331,249	386,043	360,816	370,596	581,800	558,749	282,053	366,242	221,006	214,911
11 Temporary investments	0	0	0	0	0	0	0	0	0	0	0	0	0
12 Customer accounts receiv	2,514,536	3,199,071	3,002,169	3,487,765	4,092,640	3,214,963	4,284,046	3,472,968	2,899,301	2,826,297	2,982,347	2,651,639	2,728,638
13 Allowance for uncollecti	(424,233)	(390,706)	(441,961)	(458,068)	(491,930)	(459,332)	(541,219)	(544,464)	(610,137)	(542,769)	(540,728)	(447,957)	(432,847)
14 Unbilled revenues	4,036,023	3,707,337	4,026,552	4,417,292	4,867,113	5,013,706	4,141,833	4,610,380	4,328,806	3,893,019	3,680,431	3,565,062	3,428,345
15 FIT refund due from asso	0	0	0	0	0	0	0	0	0	0	0	0	0
16 Miscellaneous receivable	553,778	422,915	578,498	625,949	516,909	296,582	309,911	403,846	402,376	337,252	454,873	785,922	432,603
17 Materials and supplies	701,994	641,274	664,837	626,534	671,739	729,936	710,396	657,995	655,132	691,214	676,208	675,198	728,753
19 Other	422,753	614,437	497,937	383,638	531,745	483,318	338,207	390,493	315,120	189,120	587,759	563,319	399,164
20 Sub-total	8,157,494	8,487,645	8,978,261	9,414,359	10,574,259	9,639,989	9,593,770	9,572,818	8,349,347	7,676,186	8,207,132	8,014,189	7,499,567
<b>22 Deferred debits</b>													
23 Debt and preferred stoc	1,856,579	1,850,702	1,844,825	1,838,948	1,833,070	1,827,193	1,821,316	1,815,439	1,809,562	1,803,685	1,797,807	1,791,930	1,786,053
24 Expense of rate proceed	496,666	488,674	475,519	453,773	439,529	427,637	409,351	393,135	376,433	359,517	342,951	326,385	309,634
25 Prelim survey & invest	52,204	52,204	52,204	52,204	52,204	52,204	52,204	52,204	52,204	52,204	52,204	52,204	52,204
26 Reg Asset-income tax re	7,428,109	7,382,817	7,338,483	7,295,263	7,253,411	7,213,153	7,173,214	7,133,810	7,095,539	7,059,473	7,022,692	6,988,212	6,955,463
27 Other	4,489,188	4,454,203	4,410,013	4,373,515	4,345,740	4,607,116	4,765,192	4,891,308	5,088,197	5,123,691	5,184,803	5,300,085	5,365,051
29 Sub-total	14,322,746	14,228,600	14,121,044	14,013,703	13,923,954	14,127,303	14,221,277	14,285,896	14,421,935	14,398,570	14,400,457	14,458,816	14,468,405
30 Total Assets	495,619,793	497,239,843	498,058,246	500,056,815	501,712,064	502,002,902	503,041,650	505,077,837	505,556,126	508,292,140	509,214,027	509,422,424	509,201,530
<b>32 CAPITAL AND LIABILITIES</b>													
33 Common Stock	36,568,777	36,568,777	36,568,777	36,568,777	36,568,777	36,568,777	36,568,777	36,568,777	36,568,777	36,568,777	36,568,777	36,568,777	36,568,777
34 Paid in capital	74,707,898	74,713,022	74,718,150	74,724,336	74,729,789	74,735,239	74,741,747	74,747,325	74,752,871	74,767,650	74,774,286	74,779,965	74,779,704
35 Retained Earnings	39,057,404	39,828,948	40,849,015	40,835,074	43,053,920	44,838,910	44,052,368	45,702,937	46,401,509	43,936,694	44,563,477	45,267,174	40,577,942
36 Unearned Compensation	0	0	0	0	0	0	0	0	0	0	0	0	0
37 Reacquired C/S & Accum	0	0	0	0	0	0	0	0	0	0	0	0	0
38 Total common equity	150,334,079	151,110,747	152,135,942	152,128,187	154,352,486	156,142,926	155,362,892	157,019,039	157,723,157	155,273,121	155,906,540	156,615,916	151,926,423
39 Preferred stock	1,445,600	1,445,600	1,445,600	1,445,600	1,445,600	1,445,600	1,445,600	1,445,600	1,445,600	1,445,600	1,445,600	1,445,600	1,445,600
40 Long term debt	172,390,000	172,390,000	172,390,000	172,390,000	172,390,000	172,390,000	172,390,000	172,390,000	192,390,000	192,390,000	192,390,000	192,390,000	192,390,000
41 Total capitalization	324,169,679	324,946,347	325,971,542	325,963,787	328,188,086	329,978,526	329,198,492	330,854,639	351,558,757	349,108,721	349,742,140	350,451,516	345,762,023



PCDWLD  
83500  
PL000USR  
GLBSSGC

American Water Works Company  
American Water Company  
Total Company (USGAAP) 13 Per AA  
Balance Sheet

10/09/12  
13:41:04

For the Period Ending 07/31/2012

Kentucky-American Water Co.

Description	Actual April	Actual May	Actual June	Actual July	
ASSETS					
1 Utility Plant	581,328,770	582,254,278	583,423,594	584,286,423	12
2 Construction work in progress	13,159,303	14,223,256	13,838,262	14,525,839	12
3 Accumulated depreciation	(107,112,909)	(107,991,037)	(108,277,426)	(109,012,500)	12
4 Utility plant acquisition	248,018	247,340	246,662	245,984	12
5 Other utility plant adjust	0	0	0	0	12
6 Sub-total Utility Plant	487,623,182	488,733,837	489,231,092	490,045,746	12
7 Non-Utility property	249,738	249,738	249,738	249,738	12
8 Other investments	0	0	0	0	12
Current Assets					
10 Cash and cash equivalent	544,962	162,778	381,819	626,512	12
11 Temporary investments	0	0	0	0	12
12 Customer accounts receiv	3,045,756	2,651,685	4,067,098	4,433,665	12
13 Allowance for uncollecti	(359,920)	(338,759)	(366,134)	(367,945)	12
14 Unbilled revenues	3,652,028	4,367,591	4,578,853	4,925,572	12
15 FIT refund due from asso	0	0	0	0	12
16 Miscellaneous receivable	559,120	386,533	815,440	395,829	12
17 Materials and supplies	769,588	760,682	916,918	805,685	12
19 Other	546,290	508,841	289,713	597,032	12
20 Sub-total	8,757,824	8,499,351	10,683,707	11,416,350	12
22 Deferred debits					
23 Debt and preferred stoc	1,780,176	1,774,299	1,768,422	1,762,544	12
24 Expense of rate proceed	293,069	276,503	260,316	250,593	12
25 Prelim survey & invest	52,204	52,204	52,204	52,204	12
26 Reg Asset-income tax re	6,824,605	6,895,729	6,868,244	6,841,757	12
27 Other	5,535,273	5,498,051	5,417,787	5,383,298	12
29 Sub-total	14,585,327	14,496,786	14,366,973	14,290,396	12
30 Total Assets	511,216,071	511,979,712	514,531,510	516,002,230	12
32 CAPITAL AND LIABILITIES					
33 Common Stock	36,568,777	36,568,777	36,568,777	36,568,777	12
34 Paid in capital	74,787,766	74,790,726	74,798,300	78,804,133	12
35 Retained Earnings	41,626,955	43,058,969	43,625,396	46,349,476	12
36 Unearned Compensation	0	0	0	0	12
37 Reacquired C/S & Accum	0	0	0	0	12
38 Total common equity	152,983,498	154,418,472	154,992,473	161,722,386	12
39 Preferred stock	1,445,600	1,445,600	1,445,600	0	12
40 Long term debt	192,390,000	192,390,000	190,944,400	192,390,000	12
41 Total capitalization	346,819,098	348,254,072	347,382,473	354,112,386	12

42 Current liabilities								
43 Bank debt	18,497,667	15,410,541	16,624,390	10,908,133				12
44 Current portion of LTD	0	0	1,445,600	0				12
45 Accounts Payable	3,166,601	3,473,094	3,181,179	2,385,882				12
46 Taxes accrued	(6,369,403)	(5,325,479)	(4,916,799)	(2,566,201)				12
47 Interest accrued	2,821,567	3,808,174	2,024,156	3,010,763				12
48 Customer deposits	0	0	0	0				12
49 Dividends declared	0	0	0	0				12
51 Other	4,185,067	3,615,887	4,928,471	4,085,947				12
52 Sub-total	22,301,499	20,982,217	23,286,997	17,824,524				12
54 Deferred credits								
55 Customer adv. for const	12,496,647	12,596,904	12,242,582	12,259,102				12
56 Deferred income taxes	59,485,004	59,621,708	59,997,400	59,832,209				12
57 Deferred investment tax	850,358	843,291	836,225	829,158				12
58 Reg.liab-inc.tax.refund	16,521,882	16,533,102	16,675,572	16,803,532				12
59 Other	2,174,926	1,832,792	2,682,947	2,848,350				12
60 Sub-total	91,528,817	91,427,797	92,434,726	92,572,351				12
62 Contributions in aid of	50,566,655	51,315,628	51,427,312	51,492,969				12
Total capital and liability	511,216,069	511,979,714	514,531,508	516,002,230				12

**Kentucky-American Water Company Capital Structure Workpaper**  
SAP - Bus Intell - A/O  
AMERICAN WATER INCOME STATEMENT NON LEADING LEDGER

1Company Code 1012  
1Data Column 1 Fiscal Year Period Interval 006/2012 - 006/2012  
1DATA COLUMN 1 ACT (0) OR PLAN (1) 0  
2Data Column 2 Fiscal Year Period Interval 007/2012 - 007/2012  
2DATA COLUMN 2 ACT (0) OR PLAN (1) 0  
3Data Column 3 Fiscal Year Period Interval 008/2012 - 008/2012  
3DATA COLUMN 3 ACT (0) OR PLAN (1) 0  
4Data Column 4 Fiscal Year Period Interval 009/2012 - 009/2012  
4DATA COLUMN 4 ACT (0) OR PLAN (1) 0

Struct.	JUN 2012 in 000s	JUL 2012 in 000s	AUG 2012 in 000s	SEP 2012 in 000s
	\$	\$	\$	\$
<b>OPERATING REVENUE</b>				
Water revenues	8,155,249	9,199,693	8,093,947	7,974,069
Sewer revenues	28,240	31,287	25,283	27,773
Other operating revenues	260,645	261,579	295,011	137,505
Management revenues				
Operating revenues	8,444,134	9,492,559	8,414,241	8,139,347
-				
<b>OPERATIONS &amp; MAINTENANCE EXPENSE</b>				
Purchased water	39,383	47,701	27,007	19,831
Fuel and power	386,048	341,050	462,461	347,233
Chemicals	162,263	204,360	203,485	165,726
Waste Disposal	30,236	26,691	23,548	26,365
Total Production Costs	617,929	619,802	716,500	559,155
-				
Salaries and Wages	554,721	576,214	609,702	561,197
Pensions	87,991	68,196	85,742	87,067
Group insurances	166,124	152,017	165,842	154,413
Other benefits	22,483	28,924	25,647	25,675
Total employee related	831,318	825,350	886,933	828,352
-				
Service Company costs	632,690	669,928	902,270	665,831
-				
Contracted Services	186,272	(24,781)	76,961	(4,490)
Building maintenance and services	45,750	42,471	40,396	33,710
Telecommunication expenses	26,198	28,139	29,165	26,573
Postage, printing and stationery	7,460	(2,852)	2,279	1,017
Office supplies and services	15,004	13,208	6,750	8,016
Advertising & marketing expenses		13,706		1,458
Employee related expense travel & entertainment	1,410	(2,003)	30,330	81,436
Miscellaneous expenses	39,358	144,845	235,635	275,360
Rents	2,974	2,288	3,528	1,947
Transportation	(998)	50,991	13,969	36,433
Operating supplies and services	323,427	266,010	439,012	461,458
-				
Uncollectible Accounts Exp	81,227	3,427	83,871	55,259
Customer accounting other	88,784	82,776	96,169	79,464
Regulatory Expense	17,745	17,745	17,745	17,745
Insurance other than group	73,017	49,575	50,014	39,165
Maintenance service & supplies	182,732	148,253	84,043	95,865
Total operations and maintenance	2,848,868	2,682,865	3,276,557	2,802,294
-				
Depreciation	775,292	771,367	775,335	1,198,939
Amortization	17,277	17,235	17,235	17,235
Removal Costs	168,437	168,189	168,807	(182,066)
Depreciation and Amortization	961,006	956,791	961,378	1,034,108
-				
General Taxes	389,415	393,646	383,535	403,670
Loss (gain) on sale of assets				
Impairment Charges				
Total operating expenses, net	4,199,290	4,033,303	4,621,470	4,240,073
-				
Operating income (loss)	4,244,844	5,459,257	3,792,771	3,899,275

-				
OTHER INCOME (EXPENSES)				
Interest Income			0	
Interest on Long Term Debt	975,731	975,731	974,673	998,542
Interest on Short Term Debt	7,075	5,231	3,242	2,111
Other Interest Expense				
Interest net (Income)/Expense	982,807	980,962	977,914	1,000,652
-				
AFUDC Equity Income/(Expense)	67,686	70,144	61,241	45,494
AFUDC Debt Income/(Expense)	31,725	32,877	28,704	21,323
Amortization of Debt Expense (Income)/Expense	5,877	5,877	5,879	5,879
-				
Other Net Income/(Expense)	8,480	(2,355)	(3,453)	(4,773)
-				
Total other Income/(Expense)	(880,793)	(886,173)	(897,302)	(944,487)
-				
Income (loss) before income taxes	3,364,051	4,573,084	2,895,469	2,954,787
-				
Provision for Income Taxes	1,364,829	1,847,925	1,170,034	1,163,595
Income (loss) from continuing operations	1,999,223	2,725,158	1,725,434	1,791,192
Income (loss) from discontinued operations net of tax				
-				
Net Income (loss)	1,999,223	2,725,158	1,725,434	1,791,192
Preferred dividend declared	6,469	1,078	0	0
Net income attributable to non-controlling interest				
Net income available to common stockholders	1,992,754	2,724,080	1,725,434	1,791,192
Common dividends	1,426,326			3,322,869
Current Year Retained Earnings	566,428	2,724,080	1,725,434	(1,531,677)



W/P - 7-2  
Exhibits\Capital Structure\Capital Structure 2012.xls\SAP BalSht

**Kentucky-American Water Company Capital Structure Workpaper**

SAP - Bus Intell - A/O

**AMERICAN WATER COMPARATIVE BALANCE SHEET NON LEADING LEDGER**

1Company Code 1012  
1Data Column 1 Fiscal Year Period 008/2012  
1DATA COLUMN 1 ACT (0) OR PLAN (1) 0  
2Data Column 2 Fiscal Year Period 009/2012  
2DATA COLUMN 2 ACT (0) OR PLAN (1) 0

**Measures**

	AUG 2012 in 000s	SEP 2012 in 000s
<b>Struct.</b>		
	\$	\$
<b>Assets</b>		
Utility Plant In Service	588,287,382	591,449,717
Construction Work In Progress	11,386,320	8,987,717
Utility Plant Accumulated Depreciation/Amortization	(109,420,330)	(110,021,795)
Total Utility Plant Adjustment	245,306	244,628
Utility property, net of accumulated depreciation	490,498,677	490,660,267
Nonutility property, net of accumulated depreciation	249,738	249,738
Total Property, Plant and Equipment	490,748,415	490,910,004
-		
Cash and Cash Equivalents	(1,548,378)	260,910
Restricted Funds Current		
Accounts Receivable, net	4,227,820	5,759,877
Unbilled Revenues	4,251,113	4,661,717
Materials and Supplies	824,896	856,797
Assets of discontinued operations -----		
Other current assets	352,438	361,620
Total Current Assets	8,107,889	11,900,920
-		
Regulatory Assets	14,309,129	14,150,813
Other Investments		
Restricted Funds-Long Term		
Goodwill		
Intangible assets		
Other Long Term Assets	52,204	52,204
Total Regulatory and Other L/T Assets	14,361,333	14,203,017
Total Assets	513,217,637	517,013,941
-		
<b>Capital &amp; Liabilities</b>		
Common stock	36,568,777	36,568,777
Paid in Capital	78,809,975	78,824,469
Retained Earnings	48,074,910	46,543,234
Accumulated other comprehensive income		
Treasury stock		
Total Stockholder(s) Equity	163,453,662	161,936,479
Preferred Stock without mandatory redemption requirements	0	0
Noncontrolling Interest -----		
Total Equity	163,453,662	161,936,479
Long Term Debt	187,890,000	187,890,000
Redeemable Preferred Stock at redemption value	4,500,000	4,500,000
Total Long-term debt	192,390,000	192,390,000
Total Capitalization	355,843,662	354,326,479
-		
Short-Term Debt	2,483,604	7,720,602
Current Portion Long-term Debt	0	0
Current portion redeemable preferred stock		
Accounts Payable	3,471,407	2,734,941
Taxes Accrued	(997,559)	494,454
Interest Accrued	3,728,186	3,889,315
Liabilities of Discontinued Operations -----		
Other current liabilities	5,194,389	5,623,818
Total Current Liabilities	13,880,028	20,463,129
-		
Customer Advances for Construction	12,308,731	12,308,731
Deferred Income Taxes	59,752,184	58,075,273
Deferred Investment tax credits	822,092	815,026
Regulatory liability	17,024,530	17,038,786
Accrued Pension	(1,956,247)	(1,854,686)
Accrued postretirement benefit expense	517,495	591,860
Other Deferred Credits	3,527,688	3,716,051
Regulatory & Other Long Term Liabilities	91,996,473	90,691,040
-		
Contributions in aid of Construction	51,497,474	51,533,294
-		
Total Capital and Liabilities	513,217,637	517,013,941

W/P - 7-2  
Exhibits\Capital Structure\[Capital Structure 2012.xls]SAP BalSht

AMERICAN WATER COMPARATIVE BALANCE SHEET NON LEADING LEDGER

1Company Code 1012  
1Data Column 1 Fiscal Year Period 006/2012  
1DATA COLUMN 1 ACT (0) OR PLAN (1) 0  
2Data Column 2 Fiscal Year Period 007/2012  
2DATA COLUMN 2 ACT (0) OR PLAN (1) 0

Measures

	JUN 2012 in 000s	JUL 2012 in 000s
<b>Struct.</b>		\$
<b>Assets</b>		\$
Utility Plant In Service	583,423,594	584,286,423
Construction Work In Progress	13,838,262	14,525,839
Utility Plant Accumulated Depreciation/Amortization	(108,277,426)	(109,012,500)
Total Utility Plant Adjustment	246,662	245,984
Utility property, net of accumulated depreciation	489,231,092	490,045,747
Nonutility property, net of accumulated depreciation	249,738	249,738
Total Property, Plant and Equipment	489,480,829	490,295,484
-		
Cash and Cash Equivalents	(172,248)	(545,964)
Restricted Funds Current		
Accounts Receivable, net	4,516,404	4,461,549
Unbilled Revenues	4,578,853	4,925,572
Materials and Supplies	916,918	805,685
Assets of discontinued operations -----		
Other current assets	240,602	421,044
Total Current Assets	10,080,529	10,067,885
-		
Regulatory Assets	14,363,880	14,414,181
Other Investments		
Restricted Funds-Long Term		
Goodwill		
Intangible assets		
Other Long Term Assets	52,204	52,204
Total Regulatory and Other L/T Assets	14,416,083	14,466,385
Total Assets	513,977,442	514,829,754
-		
<b>Capital &amp; Liabilities</b>		
Common stock	36,568,777	36,568,777
Paid in Capital	74,798,300	78,804,133
Retained Earnings	43,625,396	46,349,476
Accumulated other comprehensive income		
Treasury stock		
Total Stockholder(s) Equity	154,992,473	161,722,386
Preferred Stock without mandatory redemption requirements	1,445,600	0
Noncontrolling Interest -----		
Total Equity	156,438,073	161,722,386
Long Term Debt	186,444,400	187,890,000
Redeemable Preferred Stock at redemption value	4,500,000	4,500,000
Total Long-term debt	190,944,400	192,390,000
Total Capitalization	347,382,473	354,112,386
-		
Short-Term Debt	16,615,982	10,840,620
Current Portion Long-term Debt	1,445,600	0
Current portion redeemable preferred stock		
Accounts Payable	3,189,587	2,453,394
Taxes Accrued	(4,686,772)	(2,336,174)
Interest Accrued	2,024,156	3,010,763
Liabilities of Discontinued Operations -----		
Other current liabilities	4,374,405	2,913,471
Total Current Liabilities	22,962,958	16,882,074
-		
Customer Advances for Construction	12,242,582	12,259,102
Deferred Income Taxes	59,767,373	59,602,182
Deferred Investment tax credits	836,225	829,158
Regulatory liability	16,893,088	17,010,172
Accrued Pension	(1,641,486)	(1,539,925)
Accrued postretirement benefit expense	580,024	654,389
Other Deferred Credits	3,526,894	3,527,246
Regulatory & Other Long Term Liabilities	92,204,700	92,342,325
-		
Contributions in aid of Construction	51,427,312	51,492,969
-		
Total Capital and Liabilities	513,977,442	514,829,754

**Kentucky-American Water Company Capital Structure Workpaper**

PCDWLD  
83410  
PL000USR  
TBGAPT12YM

American Water Works Company

10/15/12

14:14:34

Total Co (USGAAP) 12 Periods AA YTD  
As of March 31, 2012

Description	April	May	June	July	August	September	October	November	December	January	February	March
00012 Kentucky-American Water Co.	0	0	0	0	0	0	0	0	0	0	0	0
231200 Notes Pay-Assoc Cos	(21,326,526)	(20,362,234)	(22,072,587)	(18,880,436)	(19,010,456)	(20,010,880)	(22,835,543)	(1,952,086)	(11,035,902)	(12,779,695)	(13,589,892)	(18,925,339)
231200.AW46 Notes Pay AW46												
00012 Kentucky-American Water Co.	(21,326,526)	(20,362,234)	(22,072,587)	(18,880,436)	(19,010,456)	(20,010,880)	(22,835,543)	(1,952,086)	(11,035,902)	(12,779,695)	(13,589,892)	(18,925,339)

W/P - 7-2  
Exhibits\Capital Structure\[Capital Structure 2012.xls]Note Pay

**Kentucky-American Water Company Capital Structure Workpaper**

PCDWLD  
83410  
PL000USR  
TBGAPT12YM

American Water Works Company

10/15/12

14:18:55

Total Co (USGAAP) 12 Periods AA YTD  
As of July 31, 2012

Description	March	April	May	June	July	
00012 Kentucky-American Water Co.						
231200 Notes Pay-Assoc Cos	0	0	0	0	0	12 231200
231200.AW46 Notes Pay AW46	(18,925,339)	(18,497,667)	(15,410,541)	(16,624,390)	(10,908,133)	12 231200AW46
00012 Kentucky-American Water Co.	(18,925,339)	(18,497,667)	(15,410,541)	(16,624,390)	(10,908,133)	12 231200AW46

KENTUCKY-AMERICAN WATER COMPANY  
 Case No. 2012-00520  
 EMBEDDED COST OF SHORT-TERM DEBT  
 AS OF JULY 31, 2014

DATA: \_\_\_ BASE PERIOD \_\_\_ X FORECASTED PERIOD  
 DATE OF CAPITAL STRUCTURE: END OF FORECASTED TEST YEAR  
 TYPE OF FILING: \_\_\_ X ORIGINAL \_\_\_ UPDATED \_\_\_ REVISED  
 WORKPAPER REFERENCE NO(S): W/P-7-4

Exhibit 37, Schedule J-2  
 Exhibits\Capital Structure\Capital Structure 2012.xls\Sch J  
 PAGE 1 of 2  
 Witness Responsible: Scott Rungren

Line No.	Issue	Amount Outstanding	Interest Rate	Interest Requirement
1				
2				
3				
4	Promissory Note	\$ 8,119,115	0.810%	\$ 65,765
5				
6				
7	Weighted Cost of Short-Term Debt	0.810%		
8				

KENTUCKY-AMERICAN WATER COMPANY  
 Case No. 2012-00520  
 EMBEDDED COST OF SHORT-TERM DEBT  
 AS OF MARCH 31, 2013

DATA: X BASE PERIOD \_\_\_ FORECASTED PERIOD  
 DATE OF CAPITAL STRUCTURE: AS OF END OF BASE PERIOD  
 TYPE OF FILING: X ORIGINAL \_\_\_ UPDATED \_\_\_ REVISED  
 WORKPAPER REFERENCE NO(S): W/P-7-4

Exhibit 37, Schedule J-2  
 Exhibits\Capital Structure\Capital Structure 2012.xls\Sch J  
 PAGE 2 of 2  
 Witness Responsible: Scott Rungren

Line No.	Issue	Amount Outstanding	Interest Rate	Interest Requirement
1				
2				
3				
4	Promissory Note	\$ 14,734,711	0.810%	\$ 119,351
5				
6				
7	Weighted Cost of Short-Term Debt	0.810%		
8				



W/p - 7-3  
Exhibits\Capital Structure\Capital Structure 2012.xlsx\STD 2012\_BS\_Actual

	TradingPartner		TradingPartner		TradingPartner		TradingPartner		TradingPartner		TradingPartner	
	USD	Final	USD	Final	USD	Final	USD	Final	USD	Final	USD	Final
No_Project	Jul	2012	Aug	Sep	Oct	Nov	Dec	Dec	Dec	Dec	Dec	DECYTD
Actual	Actual	Actual	Actual	Actual	Actual	Actual	Actual	Actual	Actual	Actual	Actual	Actual
E12_Kentucky American	E12_Kentucky American	E12_Kentucky American	E12_Kentucky American	E12_Kentucky American	E12_Kentucky American	E12_Kentucky American	E12_Kentucky American	E12_Kentucky American	E12_Kentucky American	E12_Kentucky American	E12_Kentucky American	E12_Kentucky American

A23120000\_NIP Assoc Cos (5,716,257) 3,097,753 (6,946,605) (1,306,753) - 5,752,529  
A23121003\_In\_House Cash Ctr Clearing - (59,104) 2,139,244 (1,477,924) (2,222,345) - (1,561,025)  
A23129000\_NIP Assoc Cos - Loan Clearing 67,512 - - - - 0

7,059,282









W/P - 7-3  
Exhibits\Capital Structure\Capital Structure 2012.xls\STD 2013 Budget

	TradingPartner		TradingPartner		TradingPartner		TradingPartner		TradingPartner		TradingPartner		TradingPartner	
	No_Project	Plan_PreClose	No_Project	Plan_PreClose	No_Project	Plan_PreClose	No_Project	Plan_PreClose	No_Project	Plan_PreClose	No_Project	Plan_PreClose	No_Project	Plan_PreClose
	<b>Working</b>		<b>Working</b>		<b>Working</b>		<b>Working</b>		<b>Working</b>		<b>Working</b>		<b>Working</b>	
Comprehensive ID	Total Movements		Total Movements		Total Movements		Total Movements		Total Movements		Total Movements		Total Movements	
2013	Aug		Sep		Oct		Nov		Dec		DECYTD		E12_Kentucky American	
Jul	E12_Kentucky American		E12_Kentucky American		E12_Kentucky American		E12_Kentucky American		E12_Kentucky American		E12_Kentucky American		E12_Kentucky American	
	2,332,849	(4,266,134)	(1,933,152)	3,877,913	(8,217,793)	4,192,044	(453,580)							
	12,079,706	7,813,572	5,880,420	9,758,333	1,540,540	5,732,584	(1,524,000)							
	2,332,849	(4,266,134)	(1,933,152)	3,877,913	(8,217,793)	4,192,044	10,710,164							(68,858)
Total Monthly Movement														

A23110000\_N/P Commercial Paper  
A23130000\_N/P Revolving Credit Line  
A23120000\_N/P Assoc Cos  
A23129000\_N/P Assoc Cos - Loan Clearing



KENTUCKY-AMERICAN WATER COMPANY  
 Case No. 2012-00520  
 EMBEDDED COST OF LONG-TERM DEBT  
 AS OF JULY 31, 2014

DATA: \_\_\_ BASE PERIOD \_\_\_ X FORECASTED PERIOD  
 DATE OF CAPITAL STRUCTURE: END OF FORECASTED TEST YEAR  
 TYPE OF FILING: \_\_\_ ORIGINAL \_\_\_ UPDATED \_\_\_ REVISED  
 WORKPAPER REFERENCE NO(S): W/P-7-5

Exhibit 37, Schedule J-3  
 Exhibits\Capital Structure\Capital Structure 2012.xls\Sch J  
 PAGE 1 of 2  
 Witness Responsible: Scott Rungren

No.	Debt Issue Type & Rate	Issue Date	Maturity Date	Amount Outstanding	Cost Rate at Issue	Cost Rate at Maturity	Bond Rating at Issue	Annualized Interest	Principal Amount	Annual Amort. of Issue Expense	Unamortized Discount or Premium	Unamortized Debt Expense	Unamortized Gain/Loss	Carrying Value
3	<u>General Mortgage Bonds:</u>													
5	Series 6.96% GMB	12/01/93	12/01/23	7,000,000	6.960%	9.346%	N/A	654,220	7,000,000	167,010	0	30,116	0	6,969,884
6	Series 7.15% GMB	02/14/97	02/01/27	7,500,000	7.150%	7.182%	N/A	538,650	7,500,000	2,429	0	30,361	0	7,469,639
7	Series 6.99% GMB	09/01/98	06/01/28	9,000,000	6.990%	7.026%	N/A	632,340	9,000,000	3,262	0	45,122	0	8,954,878
8	Series 6.593% Note	6/12/2002	6/12/2037	47,000,000	6.593%	6.628%	N/A	3,115,160	47,000,000	16,574	0	385,338	0	46,614,662
9	Series 6.25% Note	6/23/2009	6/1/2039	45,390,000	6.250%	6.295%	N/A	2,857,301	45,390,000	20,390	0	506,356	0	44,883,644
10	Series 5.625% Note	09/10/09	09/01/39	26,000,000	5.625%	5.675%	N/A	1,475,500	26,000,000	13,008	0	326,290	0	25,673,710
11	Series 5.375% Note	06/01/10	06/01/40	26,000,000	5.375%	5.417%	N/A	1,408,420	26,000,000	10,866	0	280,693	0	25,719,307
12	Series 5.05% Note	11/01/10	11/01/40	20,000,000	5.050%	5.050%	N/A	1,010,000	20,000,000	0	0	0	0	20,000,000
13	Proposed 5.200% Note	05/15/13	05/15/43	8,000,000	5.200%	5.300%	N/A	424,000	8,000,000	8,000	0	230,333	0	7,769,667
14	Proposed 5.200% Note	05/15/13	05/15/43	3,000,000	5.200%	5.300%	N/A	159,000	3,000,000	3,000	0	86,375	0	2,913,625
15	Proposed 5.200% Note	11/15/13	11/15/43	3,000,000	5.200%	5.271%	N/A	158,130	3,000,000	2,125	0	87,875	0	2,912,125
16	Proposed 5.200% Note	05/15/14	05/15/44	3,000,000	5.200%	5.221%	N/A	156,630	3,000,000	625	0	89,375	0	2,910,625
24	<b>Total Long-Term Debt and Annualized Cost</b>													
25				\$ 204,890,000				\$ 12,589,351	\$ 204,890,000	\$ 247,289	\$ 0	\$ 2,098,234	\$ 0	\$ 202,791,766
27	<b>Annualized Cost Rate</b>													
28				6.210%										

KENTUCKY-AMERICAN WATER COMPANY  
 Case No. 2012-00520  
 EMBEDDED COST OF LONG-TERM DEBT  
 AS OF MARCH 31, 2013

DATA: X\_ BASE PERIOD \_\_\_\_ FORECASTED PERIOD  
 DATE OF CAPITAL STRUCTURE: AS OF END OF BASE PERIOD  
 TYPE OF FILING: X\_ ORIGINAL \_\_\_\_ UPDATED \_\_\_\_ REVISED  
 WORKPAPER REFERENCE NO(S): W/P-7-5

Exhibit 37, Schedule J-3  
 Exhibits\Capital Structure\Capital Structure 2012.xls\Sch J  
 PAGE 2 of 2  
 Witness Responsible: Scott Rungren

Line No.	Debt Issue Type & Rate	Issue Date	Maturity Date	Amount Outstanding	Cost Rate at Issue	Cost Rate at Maturity	Bond Rating at Issue	Annualized Interest	Principal Amount	Annual Amort. of Issue Expense	Unamortized Discount or Premium	Unamortized Debt Expense	Unamortized Gain/Loss	Carrying Value
3	<u>General Mortgage Bonds:</u>													
6	Series 6.96% GMB	12/01/93	12/01/23	7,000,000	7.150%	7.196%	N/A	503,720	7,000,000	3,227	0	34,418	0	6,965,582
7	Series 7.15% GMB	02/14/97	02/01/27	7,500,000	6.990%	7.022%	N/A	526,650	7,500,000	2,429	0	33,600	0	7,466,400
8	Series 6.99% GMB	09/01/98	06/01/28	9,000,000	6.593%	6.629%	N/A	596,610	9,000,000	3,262	0	49,471	0	8,950,529
9	Series 6.593% Note	06/12/02	06/12/37	47,000,000	6.250%	6.285%	N/A	2,953,950	47,000,000	16,574	0	407,436	0	46,592,564
10	Series 6.25% Note	06/23/09	06/01/39	45,390,000	5.625%	5.670%	N/A	2,573,613	45,390,000	20,390	0	533,543	0	44,856,457
11	Series 5.625% Note	09/10/09	09/01/39	26,000,000	5.375%	5.425%	N/A	1,410,500	26,000,000	13,008	0	343,634	0	25,656,366
12	Series 5.375% Note	06/01/10	06/01/40	26,000,000	5.050%	5.092%	N/A	1,323,920	26,000,000	10,866	0	295,180	0	25,704,820
13	Series 5.05% Note	11/01/10	11/01/40	20,000,000	5.200%	5.200%	N/A	1,040,000	20,000,000	0	0	0	0	20,000,000
14	Proposed 5.100% Note	11/15/12	11/15/42	8,000,000	5.200%	5.300%	N/A	424,000	8,000,000	8,000	0	237,000	0	7,763,000
15	Proposed 5.200% Note	05/15/13	05/15/43	0	5.200%	0.000%	N/A	0	0	0	0	0	0	0
16	Proposed 5.200% Note	11/15/13	11/15/43	0	5.200%	0.000%	N/A	0	0	0	0	0	0	0
17	Proposed 5.200% Note	05/15/14	05/15/44	0	0.000%	0.000%	N/A	0	0	0	0	0	0	0
25	<hr/>													
26	Total Long-Term Debt and Annualized Cost			\$ 195,890,000				\$ 11,352,963	\$ 195,890,000	\$ 77,756	\$ -	\$ 1,934,283	\$ -	\$ 193,955,717
27	<hr/>													
28	<hr/>													
29	Annualized Cost Rate			5.850%										















KENTUCKY-AMERICAN WATER COMPANY  
INTEREST ON LONG TERM DEBT

Line No.	Debt Issue Type & Rate	Amount @ Sep-2012	Amount @ Oct-2012	Amount @ Nov-2012	Amount @ Dec-2012	Amount @ Jan-2013	Amount @ Feb-2013	Amount @ Mar-2013	Amount @ Apr-2013	Amount @ May-2013	Amount @ Jun-2013	Amount @ Jul-2013	Amount @ Aug-2013
2													
3													
4													
5	GENERAL MORTGAGE BONDS & NOTES PAYABLE												
6	Series 6.96% GMB	487,200	487,200	487,200	487,200	487,200	487,200	487,200	487,200	487,200	487,200	487,200	487,200
7	Series 7.15% GMB	536,250	536,250	536,250	536,250	536,250	536,250	536,250	536,250	536,250	536,250	536,250	536,250
8	Series 6.99% GMB	629,100	629,100	629,100	629,100	629,100	629,100	629,100	629,100	629,100	629,100	629,100	629,100
9	Series 6.593% Note	3,098,710	3,098,710	3,098,710	3,098,710	3,098,710	3,098,710	3,098,710	3,098,710	3,098,710	3,098,710	3,098,710	3,098,710
10	Series 6.25% Note	2,836,875	2,836,875	2,836,875	2,836,875	2,836,875	2,836,875	2,836,875	2,836,875	2,836,875	2,836,875	2,836,875	2,836,875
11	Series 5.625% Note	1,462,500	1,462,500	1,462,500	1,462,500	1,462,500	1,462,500	1,462,500	1,462,500	1,462,500	1,462,500	1,462,500	1,462,500
12	Series 5.375% Note	1,397,500	1,397,500	1,397,500	1,397,500	1,397,500	1,397,500	1,397,500	1,397,500	1,397,500	1,397,500	1,397,500	1,397,500
13	Series 5.05% Note	1,010,000	1,010,000	1,010,000	1,010,000	1,010,000	1,010,000	1,010,000	1,010,000	1,010,000	1,010,000	1,010,000	1,010,000
14	Proposed 5.200% Note												
15	Proposed 5.200% Note												
16	Proposed 5.200% Note												
17	Proposed 5.200% Note												
18													
19													
20	Amortize Gain on Loan Payoff (Outside)	(130,509)	(130,509)	(130,509)	(130,509)	(130,509)	(130,509)	(130,509)	(130,509)	(130,509)	(130,509)	(130,509)	(130,509)
21													
22													
23													
24													
25													
26													
27													
28													
29													
30													
31													
32													
33													
34													
35													
36													
37													
38													
39													
40													
41													
42													
	TOTAL	\$ 11,327,626	\$ 11,327,626	\$ 12,165,626	\$ 12,165,626	\$ 12,165,626	\$ 12,165,626	\$ 12,165,626	\$ 12,165,626	\$ 12,329,626	\$ 12,329,626	\$ 12,329,626	\$ 12,329,626

KENTUCKY-AMERICAN WATER COMPANY  
INTEREST ON LONG TERM DEBT

Line No.	Debt Issue Type & Rate	Amount @ Sep-2013	Amount @ Oct-2013	Amount @ Nov-2013	Amount @ Dec-2013	Amount @ Jan-2014	Amount @ Feb-2014	Amount @ Mar-2014	Amount @ Apr-2014	Amount @ May-2014	Amount @ Jun-2014	Amount @ Jul-2014	13 Month Average
2													
3													
4													
5	GENERAL MORTGAGE BONDS & NOTES P.A												
6	Series 6.96% GMB	487,200	487,200	487,200	487,200	487,200	487,200	487,200	487,200	487,200	487,200	487,200	487,200
7	Series 7.15% GMB	536,250	536,250	536,250	536,250	536,250	536,250	536,250	536,250	536,250	536,250	536,250	536,250
8	Series 6.99% GMB	629,100	629,100	629,100	629,100	629,100	629,100	629,100	629,100	629,100	629,100	629,100	629,100
9	Series 6.593% Note	3,098,710	3,098,710	3,098,710	3,098,710	3,098,710	3,098,710	3,098,710	3,098,710	3,098,710	3,098,710	3,098,710	3,098,710
10	Series 6.25% Note	2,836,875	2,836,875	2,836,875	2,836,875	2,836,875	2,836,875	2,836,875	2,836,875	2,836,875	2,836,875	2,836,875	2,836,875
11	Series 5.625% Note	1,462,500	1,462,500	1,462,500	1,462,500	1,462,500	1,462,500	1,462,500	1,462,500	1,462,500	1,462,500	1,462,500	1,462,500
12	Series 5.375% Note	1,397,500	1,397,500	1,397,500	1,397,500	1,397,500	1,397,500	1,397,500	1,397,500	1,397,500	1,397,500	1,397,500	1,397,500
13	Series 5.05% Note	1,010,000	1,010,000	1,010,000	1,010,000	1,010,000	1,010,000	1,010,000	1,010,000	1,010,000	1,010,000	1,010,000	1,010,000
14	Proposed 5.200% Note	416,000	416,000	416,000	416,000	416,000	416,000	416,000	416,000	416,000	416,000	416,000	416,000
15	Proposed 5.200% Note	156,000	156,000	156,000	156,000	156,000	156,000	156,000	156,000	156,000	156,000	156,000	156,000
16	Proposed 5.200% Note	0	0	0	0	0	0	0	0	0	0	0	0
17	Proposed 5.200% Note	0	0	0	0	0	0	0	0	0	0	0	0
18													
19													
20	Amortize Gain on Loan Payoff (Outside)	(130,509)	(130,509)	(130,509)	(130,509)	(130,509)	(130,509)	(130,509)	(130,509)	(130,509)	(130,509)	(130,509)	(130,509)
21													
22													
23													
24													
25													
26													
27													
28													
29													
30													
31													
32													
33													
34													
35													
36													
37													
38													
39													
40													
41													
42													
	TOTAL	\$ 12,329,626	\$ 12,329,626	\$ 12,471,626	\$ 12,485,626	\$ 12,471,626	\$ 12,485,626	\$ 12,485,626	\$ 12,485,626	\$ 12,641,626	\$ 12,641,626	\$ 12,797,626	\$ 12,483,472

KENTUCKY-AMERICAN WATER COMPANY  
LONG TERM DEBT

W/P - 7-4

LONG-TERM DEBT AVERAGING FOR FORECASTED PERIOD - 13 MONTH AVERAGE

Line No.	Debt Issue Type & Rate	Interest Rate	Debt Issue Type & Rate	13 Month Average	Cost Rate At Issue	Cost Rate @ Maturity	Forecasted Amount of Issuance Exp	Annualized Cost	Average Unamortized Issue Exp	Net Carrying Value	
1											
2											
3											
4	GENERAL MORTGAGE BONDS & NOTES P/A										
6	Series 6.96% GMB	6.960%	Series 6.96% GMB	7,000,000	6.960%	7.006%	3,227	490,420	31,729	6,968,271	
7	Series 7.15% GMB	7.150%	Series 7.15% GMB	7,500,000	7.150%	7.182%	2,429	538,650	31,576	7,468,424	
8	Series 6.99% GMB	6.990%	Series 6.99% GMB	9,000,000	6.990%	7.026%	3,262	632,340	46,753	8,953,247	
9	Series 6.593% Note	6.593%	Series 6.593% Note	47,000,000	6.593%	6.628%	16,574	3,115,160	383,625	46,606,375	
10	Series 6.25% Note	6.250%	Series 6.25% Note	45,300,000	6.250%	6.295%	20,300	2,857,301	516,551	44,873,449	
11	Series 5.625% Note	5.625%	Series 5.625% Note	26,000,000	5.625%	5.675%	13,008	1,475,500	332,794	25,667,206	
12	Series 5.375% Note	5.375%	Series 5.375% Note	26,000,000	5.375%	5.417%	10,866	1,408,420	286,125	25,713,875	
13	Series 5.05% Note	5.050%	Series 5.05% Note	20,000,000	5.050%	5.050%	0	1,010,000	0	20,000,000	
14	Proposed 5.200% Note	5.200%	Proposed 5.200% Note	8,000,000	5.200%	5.300%	8,000	424,000	234,333	7,765,667	
15	Proposed 5.200% Note	5.200%	Proposed 5.200% Note	3,000,000	5.200%	5.300%	3,000	159,000	87,875	2,912,125	
16	Proposed 5.200% Note	5.200%	Proposed 5.200% Note	2,250,000	5.200%	5.294%	2,125	119,115	88,875	2,161,125	
17	Proposed 5.200% Note	5.200%	Proposed 5.200% Note	750,000	5.200%	5.283%	625	39,623	89,625	660,375	
18											
19											
20											
21											
22											
23											
24											
25											
26											
27	TOTAL			\$ 201,890,000			\$ 83,505	\$ 12,269,529	\$ 2,139,862	\$ 199,750,138	
28											
29											
30											
31											
32											
33											
34											
35											
36											
37											
38											
39											
40											
41											
42											

13 MONTH AVERAGE COST RATE 6.44%



KENTUCKY-AMERICAN WATER COMPANY  
 Case No. 2012-00520  
 EMBEDDED COST OF PREFERRED STOCK  
 AS OF JULY 31, 2014

DATA: \_\_\_ BASE PERIOD \_\_\_ X FORECASTED PERIOD  
 DATE OF CAPITAL STRUCTURE: END OF FORECASTED TEST YEAR  
 TYPE OF FILING: \_\_\_ X ORIGINAL \_\_\_ UPDATED \_\_\_ REVISED  
 WORKPAPER REFERENCE NO(S): W/P-7-1, 7-2

Exhibit 37, Schedule J-4  
 Exhibits\Capital Structure\Capital Structure 2012.xls\Sch J  
 PAGE 1 of 2  
 Witness Responsible: Scott Rungren

Line No.	Dividend Rate, Type & Par Value	Date Issued	Amount Outstanding	Premium or Discount	Unamortized Issue Expense	Gain or Loss on Required Stock	Net Proceeds	Annual Amort. of Issue Expense	Cost Rate at Issue	Cost Rate at Maturity	Annualized Dividends
1											
2											
3											
4											
5	8.47% Series, \$100 Par	01/24/92	4,500,000	0	17,216	0	4,482,784	771	8.470%	8.520%	381,933
6											
7											
8											
9											
10	Total		\$ 4,500,000	\$ -	\$ 17,216	\$ -	\$ 4,482,784	\$ 771			\$ 381,933
11											
12											
13	Annualized Cost Rate										8.520%

KENTUCKY-AMERICAN WATER COMPANY  
 Case No. 2012-00520  
 EMBEDDED COST OF PREFERRED STOCK  
 AS OF MARCH 31, 2013

DATA: X\_ BASE PERIOD \_\_\_ FORECASTED PERIOD  
 DATE OF CAPITAL STRUCTURE: AS OF END OF BASE PERIOD  
 TYPE OF FILING: \_X\_ ORIGINAL \_\_\_ UPDATED \_\_\_ REVISED  
 WORKPAPER REFERENCE NO(S): W/P-7-1, 7-2

Exhibit 37, Schedule J-4  
 Exhibits\Capital Structure\Capital Structure 2012.xls\Sch J  
 PAGE 2 of 2  
 Witness Responsible: Scott Rungren

Line No.	Dividend Rate, Type & Par Value	Date Issued	Amount Outstanding	Premium or Discount	Unamortized Issue Expense	Gain or Loss on Reacquired Stock	Net Proceeds	Annual Amort. of Issue Expense	Cost Rate at Issue	Cost Rate at Maturity	Annualized Dividends
5	8.47% Series, \$100 Par	01/24/92	4,500,000	0	18,244	0	4,481,756	771	8.470%	8.522%	381,935
10	Total		\$ 4,500,000	\$ -	18,244	\$ -	4,481,756	771			\$ 381,935
13	Annualized Cost Rate										<u>8.520%</u>



















**KENTUCKY-AMERICAN WATER COMPANY  
 PREFERRED STOCK AVERAGING FOR FORECASTED PERIOD  
 13 MONTH AVERAGE**

Debt Issue Type & Rate	13 Month Average	Cost Rate At Issue	Cost Rate @ Maturity	Forecasted Amort of Issuance Exp	Annualized Cost	Average Unamortized Issue Exp	Net Carrying Value
Series B, 5.75%, \$100 Par	0	5.750%	0.000%	0	0	0	0
Series C, 5.50%, \$100 Par	0	5.500%	0.000%	0	0	0	0
Series D, 5.00%, \$100 Par	0	5.000%	0.000%	0	0	0	0
8.47% Series, \$100 Par	4,500,000	8.470%	8.487%	771	381,915	17,602	4,482,398
<b>TOTAL</b>	<u>\$ 4,500,000</u>				<u>\$ 381,915</u>	<u>\$ 17,602</u>	<u>\$ 4,482,398</u>

**13 MONTH AVERAGE COST RATE** 8.520%

KENTUCKY-AMERICAN WATER COMPANY  
 Case No. 2012-00520  
 COST OF CAPITAL SUMMARY  
 AS OF JULY 31, 2014

DATA: \_\_\_ BASE PERIOD \_\_\_ X FORECASTED PERIOD  
 DATE OF CAPITAL STRUCTURE: END OF FORECASTED TEST YEAR  
 TYPE OF FILING: \_\_\_ X ORIGINAL \_\_\_ UPDATED \_\_\_ REVISED  
 WORKPAPER REFERENCE NO(S): W/P-7-1, 7-2, 7-3

Exhibit 37, Schedule J-1  
 Exhibits\Capital Structure\Capital Structure 2012.xls\Sch J  
 PAGE 1 of 2  
 Witness Responsible: Scott Rungren

Line No.	Class of Capital	Reference	Net Carrying Amount	% of Total	Add (1)	Adjusted Capital	Cost Rate	Terminal Weighted Cost	13 Month Average Weighted Cost
2	Short-Term Debt	J-2, Page 1	\$ 8,119,115	2.080%	\$ 12,649	\$ 8,131,764	0.810%	0.020%	0.020%
4	Long-Term Debt	J-3, Page 1	202,791,766	52.020%	316,341	203,108,107	6.210%	3.230%	3.200%
6	Preferred Stock	J-4, Page 1	4,482,784	1.150%	6,993	4,489,777	8.520%	0.100%	0.100%
8	Common Equity		174,443,134	44.750%	272,131	174,715,265	10.900%	4.880%	4.880%
10	Total Capital		\$ 389,836,799	100.000%	\$ 608,114	\$ 390,444,913		8.230%	8.200%

(1) JDITC \$ 608,114

KENTUCKY-AMERICAN WATER COMPANY  
 Case No. 2012-00520  
 COST OF CAPITAL SUMMARY  
 AS OF MARCH 31, 2013

DATA: X\_ BASE PERIOD \_\_\_ FORECASTED PERIOD  
 DATE OF CAPITAL STRUCTURE: AS OF END OF BASE PERIOD  
 TYPE OF FILING: \_X\_ ORIGINAL \_\_\_ UPDATED \_\_\_ REVISED  
 WORKPAPER REFERENCE NO(S): W/P-7-1, 7-2, 7-3

Exhibit 37, Schedule J-1  
 Exhibits\Capital Structure\Capital Structure 2012.xls\Sch J  
 PAGE 2 of 2  
 Witness Responsible: Scott Rungren

Line No.	Class of Capital	Reference	Amount	% of Total	Add (1)	Adjusted Capital	Cost Rate	Terminal Weighted Cost
2	Short-Term Debt	J-2, Page 2	\$ 14,734,711	3.973%	\$ 28,245	\$ 14,762,956	0.810%	0.030%
4	Long-Term Debt	J-3, Page 2	193,955,717	52.294%	371,796	194,327,513	5.850%	3.060%
6	Preferred Stock	J-4, Page 2	4,481,756	1.208%	8,591	4,490,347	8.520%	0.100%
8	Common Equity		157,723,157	42.525%	302,342	158,025,499	10.900%	4.640%
10	Total Capital		\$ 370,895,341	100.000%	\$ 710,974	\$ 371,606,315		7.830%

(1) JDITC: \$ 710,974

KENTUCKY-AMERICAN WATER COMPANY  
 Case No. 2012-00520  
 COST OF CAPITAL SUMMARY  
 13 MONTH AVERAGE FOR FORECAST PERIOD ENDING JULY 31, 2014

DATA: \_\_\_ BASE PERIOD \_\_\_ X FORECASTED PERIOD  
 DATE OF CAPITAL STRUCTURE: AVERAGE FOR FORECASTED PERIOD  
 TYPE OF FILING: \_\_\_ X ORIGINAL \_\_\_ UPDATED \_\_\_ REVISED  
 WORKPAPER REFERENCE NO(S): W/P-7-1, 7-2, 7-3

Exhibit 37, Schedule J-1.1/-1.2  
 Exhibits\Capital Structure\Capital Structure 2012.xls\Sch J  
 PAGE 1 of 1  
 Witness Responsible: Scott Rungren

Line No.	Class of Capital	13 Month Average Amount	% of Total	Add (1)	Adjusted Capital	Cost Rate	Average Weighted Cost
2	Short-Term Debt	\$ 7,832,734	2.041%	\$ 13,199	\$ 7,845,933	0.810%	0.020%
3							
4	Long-Term Debt	199,750,138	52.037%	336,517	200,086,655	6.140%	3.200%
5							
6	Preferred Stock	4,482,398	1.168%	7,553	4,489,951	8.520%	0.100%
7							
8	Common Equity	171,796,415	44.754%	289,418	172,085,833	10.900%	4.880%
9							
10	Total Capital	\$ 383,861,686	100.000%	\$ 646,687	\$ 384,508,373		8.200%
11							
12							
13							
14							
15							
16							

(1) JDITC: \$ 646,687

KENTUCKY-AMERICAN WATER COMPANY  
COMMON EQUITY

Line No.	Amount @ Sep-2012	Amount @ Oct-2012	Amount @ Nov-2012	Amount @ Dec-2012	Amount @ Jan-2013	Amount @ Feb-2013	Amount @ Mar-2013	Amount @ Apr-2013	Amount @ May-2013	Amount @ Jun-2013	Amount @ Jul-2013	Amount @ Aug-2013
2	\$ 163,453,662	\$ 160,965,000	\$ 162,144,336	\$ 162,953,011	\$ 161,835,287	\$ 162,513,892	\$ 163,053,721	\$ 161,672,857	\$ 160,281,373	\$ 161,037,657	\$ 166,247,538	\$ 167,926,071
3												
4												
5												
6	0	0	0	2,000,000	0	0	0	(2,000,000)	0	5,000,000	0	0
7	0	6,000	0	0	6,827	6,051	6,310	6,739	7,005	6,206	7,005	6,739
8	14,494	1,173,336	808,675	434,888	671,778	533,778	485,778	601,778	749,278	1,472,528	1,671,528	1,982,528
9	1,791,192											
10												
11												
12												
13	(3,322,869)			(3,552,612)			(1,872,952)			(1,268,852)		
14												
15	\$ 160,965,000	\$ 162,144,336	\$ 162,953,011	\$ 161,835,287	\$ 162,513,892	\$ 163,053,721	\$ 161,672,857	\$ 160,281,373	\$ 161,037,657	\$ 166,247,538	\$ 167,926,071	\$ 169,895,338
16												
17	971,479											
18												
19												
20												
21												
22	36,568,777	36,569,000	36,569,000	36,569,000	36,568,777	36,568,777	36,568,777	36,568,777	36,568,777	36,568,777	36,568,777	36,568,777
23	78,824,469	78,809,000	78,809,000	80,809,000	80,816,000	80,822,000	80,829,000	80,836,000	80,843,000	80,849,000	80,856,000	80,861,419
24	46,543,234	46,766,336	47,575,011	44,457,287	45,129,778	45,663,556	44,276,333	44,878,111	45,627,369	45,831,417	47,502,944	49,463,551
25												
26	161,936,479	162,144,336	162,953,011	161,835,287	162,514,554	163,054,332	161,674,110	162,282,888	163,039,165	163,249,183	164,927,721	166,893,747
27	Actual	From "Balance Sheets 11-9-12.xlsx" ("2012LPRO" tab)										
28												
29												
30												
31												
32												
33												
34												
35												
36												
37												
38												

Lines 6, 7, and 22-24 from "Balance Sheets 11-9-12.xlsx" ("2013LPRO" tab)  
Lines 9 and 12 from "P&L Plan Comparison\_Current vs Prior 10-11-12.xlsx" ("2013M" tab)

KENTUCKY-AMERICAN WATER COMPANY  
COMMON EQUITY

W/P - 7-6  
Exhibits\Capital Structure\Capital Structure 2012 for workpapers preferred.xls\Common Equity

Line No.	Amount @ Sep-2013	Amount @ Oct-2013	Amount @ Nov-2013	Amount @ Dec-2013	Amount @ Jan-2014	Amount @ Feb-2014	Amount @ Mar-2014	Amount @ Apr-2014	Amount @ May-2014	Amount @ Jun-2014	Amount @ Jul-2014	13 Month Average
2	\$ 169,895,338	\$ 170,120,260	\$ 171,848,794	\$ 173,096,294	\$ 171,624,143	\$ 172,569,969	\$ 173,322,859	\$ 171,101,748	\$ 171,956,177	\$ 172,856,197	\$ 172,592,413	
3												
4												
5												
6	0	0	0	0	0	0	0	0	0	0	0	0
7	6,473	7,005	6,473	6,739	7,891	6,000	6,000	7,000	0	6,000	7,000	7,000
8												
9	2,314,528	1,721,528	1,241,028	963,278	937,935	746,890	717,264	847,429	900,020	1,531,782	1,843,722	
10												
11												
12												
13	(2,096,078)			(4,442,167)			(2,944,375)			(1,801,566)		
14												
15	\$ 170,120,260	\$ 171,848,794	\$ 173,096,294	\$ 171,624,143	\$ 172,569,969	\$ 173,322,859	\$ 171,101,748	\$ 171,956,177	\$ 172,856,197	\$ 172,592,413	\$ 174,443,134	\$ 171,796,415
16												
17												
18												
19												
20												
21												
22	36,568,777	36,568,777	36,568,777	36,568,777	36,569,000	36,569,000	36,569,000	36,569,000	36,569,000	36,569,000	36,569,000	36,569,000
23	80,867,892	80,874,897	80,881,370	82,868,109	82,886,000	82,902,000	82,908,000	82,915,000	82,915,000	82,921,000	82,928,000	82,928,000
24	49,680,759	51,404,156	52,644,482	49,165,748	50,111,098	50,863,321	48,641,544	49,484,310	50,389,669	50,123,227	51,972,287	51,972,287
25												
26	167,117,427	168,851,984	170,102,956	168,635,152	169,575,098	170,333,321	168,117,544	168,977,310	169,882,669	169,612,227	171,468,287	171,468,287
27												
28												
29												
30												
31												
32												
33												
34												
35												
36												
37												
38												

Lines 6, 7, and 22-24 from "Forecast Year Expense Thru Gen Tax and Balance Shx.xlsx"  
Lines 9 and 12 from "P&L Plan Comparison\_Current vs Prior 10-11-12.xlsx" ("2013M" and "2014M" tabs)



KENTUCKY-AMERICAN WATER COMPANY  
 Case No. 2012-00520  
 COST OF CAPITAL SUMMARY  
 AS OF JULY 31, 2014

DATA: \_\_\_ BASE PERIOD \_\_\_ X FORECASTED PERIOD  
 DATE OF CAPITAL STRUCTURE: END OF FORECASTED TEST YEAR  
 TYPE OF FILING: \_\_\_ X ORIGINAL \_\_\_ UPDATED \_\_\_ REVISED  
 WORKPAPER REFERENCE NO(S): W/P-7-1, 7-2, 7-3

Exhibit 37, Schedule J-1  
 Exhibits\Capital Structure\Capital Structure 2012.xls\Sch J  
 PAGE 1 of 2  
 Witness Responsible: Scott Rungren

Line No.	Class of Capital	Reference	Net Carrying Amount	% of Total	Add (1)	Adjusted Capital	Cost Rate	Terminal Weighted Cost	13 Month Average Weighted Cost
2	Short-Term Debt	J-2, Page 1	\$ 8,119,115	2.080%	\$ 12,649	\$ 8,131,764	0.810%	0.020%	0.020%
4	Long-Term Debt	J-3, Page 1	202,791,766	52.020%	316,341	203,108,107	6.210%	3.230%	3.200%
6	Preferred Stock	J-4, Page 1	4,482,784	1.150%	6,993	4,489,777	8.520%	0.100%	0.100%
8	Common Equity		174,443,134	44.750%	272,131	174,715,265	10.900%	4.880%	4.880%
10	Total Capital		\$ 389,836,799	100.000%	\$ 608,114	\$ 390,444,913	8.230%	8.230%	8.200%

(1) JDITC \$ 608,114

KENTUCKY-AMERICAN WATER COMPANY  
 Case No. 2012-00520  
 COST OF CAPITAL SUMMARY  
 AS OF MARCH 31, 2013

DATA: X BASE PERIOD \_\_\_\_\_ FORECASTED PERIOD \_\_\_\_\_  
 DATE OF CAPITAL STRUCTURE: AS OF END OF BASE PERIOD \_\_\_\_\_  
 TYPE OF FILING: \_X\_ ORIGINAL \_\_\_ UPDATED \_\_\_ REVISED \_\_\_  
 WORKPAPER REFERENCE NO(S): W/P-7-1, 7-2, 7-3

Exhibit 37, Schedule J-1  
 Exhibits\Capital Structure\Capital Structure 2012.xls\Sch J  
 PAGE 2 of 2  
 Witness Responsible: Scott Rungren

Line No.	Class of Capital	Reference	Amount	% of Total	Add (1)	Adjusted Capital	Cost Rate	Terminal Weighted Cost
2	Short-Term Debt	J-2, Page 2	\$ 14,734,711	3.973%	\$ 28,245	\$ 14,762,956	0.810%	0.030%
4	Long-Term Debt	J-3, Page 2	193,955,717	52.294%	371,796	194,327,513	5.850%	3.060%
6	Preferred Stock	J-4, Page 2	4,481,756	1.208%	8,591	4,490,347	8.520%	0.100%
8	Common Equity		157,723,157	42.525%	302,342	158,025,499	10.900%	4.640%
10	Total Capital		\$ 370,895,341	100.000%	\$ 710,974	\$ 371,606,315		7.830%

(1) JDITC: \$ 710,974

KENTUCKY-AMERICAN WATER COMPANY  
 Case No. 2012-00520  
 COST OF CAPITAL SUMMARY  
 13 MONTH AVERAGE FOR FORECAST PERIOD ENDING JULY 31, 2014

DATA: \_\_\_ BASE PERIOD \_\_\_ X FORECASTED PERIOD  
 DATE OF CAPITAL STRUCTURE: AVERAGE FOR FORECASTED PERIOD  
 TYPE OF FILING: \_\_\_ X ORIGINAL \_\_\_ UPDATED \_\_\_ REVISED  
 WORKPAPER REFERENCE NO(S): W/P-7-1, 7-2, 7-3

Exhibit 37, Schedule J-1.1/-1.2  
 Exhibits\Capital Structure\Capital Structure 2012.xls\Sch J  
 PAGE 1 of 1  
 Witness Responsible: Scott Rungren

Line No.	Class of Capital	13 Month Average Amount	% of Total	Add (1)	Adjusted Capital	Cost Rate	Average Weighted Cost
2	Short-Term Debt	\$ 7,832,734	2.041%	\$ 13,199	\$ 7,845,933	0.810%	0.020%
4	Long-Term Debt	199,750,138	52.037%	336,517	200,086,655	6.140%	3.200%
6	Preferred Stock	4,482,398	1.168%	7,553	4,489,951	8.520%	0.100%
8	Common Equity	171,796,415	44.754%	289,418	172,085,833	10.900%	4.880%
10	Total Capital	\$ 383,861,686	100.000%	\$ 646,687	\$ 384,508,373		8.200%

(1) JDTC: \$ 646,687

Line No.	Amount @ Sep-2012	Amount @ Oct-2012	Amount @ Nov-2012	Amount @ Dec-2012	Amount @ Jan-2013	Amount @ Feb-2013	Amount @ Mar-2013	Amount @ Apr-2013	Amount @ May-2013	Amount @ Jun-2013	Amount @ Jul-2013	Amount @ Aug-2013
1												
2												
3												
4												
5												
6												
7												
8												
9												
10												
11												
12												
13												
14												
15												
16												
17												
18												
19												
20												
21												
22												
23												
24												
25												
26												
27												
28												
29												
30												
31												
32												
33												
34												

The Sept 2012 balances tie to the individual components on the "SAP BS TrBal" tab.

\$	749,547	\$	743,118	\$	736,689	\$	730,260	\$	723,832	\$	717,403	\$	710,974	\$	704,545	\$	698,117	\$	691,688	\$	685,259	\$	678,830
\$	65,479	\$	64,841	\$	64,203	\$	63,566	\$	62,928	\$	62,290	\$	61,653	\$	61,015	\$	60,377	\$	59,740	\$	59,102	\$	58,464
\$	7,652																						
\$	6,305																						
\$	70,840																						

638	638	638	638	638	638	638	638	638	638	638	638	638
525	525	525	525	525	525	525	525	525	525	525	525	525
5,903	5,903	5,903	5,903	5,903	5,903	5,903	5,903	5,903	5,903	5,903	5,903	5,903



**Kentucky-American Water Company**  
**Case No. 2012-00520**  
**Forecasted Test Period Ending July 31, 2014**

**Table of Contents - Tariff Filings**

<u>Description</u>	<u>Reference</u>
Tap Fees	W/P - 8-1

**Tap Fee Calculation Rate Case 2012-00520**

Account 12002002 - 5/8" & 3/4" Meter Installations

Year	Yearly Total (Material, Labor, Etc.)	Number Installed	Average Cost
2012	\$526,180	839	\$627
2011	\$420,892	712	\$591
2010	\$595,761	827	\$720
2009	\$356,815	1,335	\$267
<b>Total</b>	<b>\$1,373,468</b>		
2012 - 2009	Average =	793	\$646

Account 12005002 - 3/4" Svc Installations \*\*Do not install

Year	Yearly Total (Material, Labor, Etc.)	Number Installed	Average Cost	Total Cost
2012		0	\$0	\$627
2011		0	\$0	\$591
2010		0	\$0	\$720
<b>Total</b>	<b>\$0</b>			<b>\$646</b>
2012 - 2009	Average =	0	\$0	\$646

Account 12002102 - 1" Meter Installations

Year	Yearly Total (Material, Labor, Etc.)	Number Installed	Average Cost
2012	\$35,232	29	\$1,215
2011	\$34,392	32	\$1,075
2010	\$62,710	60	\$1,045
2009	\$47,902	64	\$748
<b>Total</b>	<b>\$145,004</b>		
2012 - 2009	Average =	40	\$1,112

Account 12005102 - 1" Service Installations

Year	Yearly Total (Material, Labor, Etc.)	Number Installed	Average Cost	Total Cost
2012	\$763,127	460	\$1,659	\$2,874
2011	\$539,599	435	\$1,240	\$2,315
2010	\$765,097	520	\$1,471	\$2,517
2009	\$1,160,243	837	\$1,386	\$2,135
<b>Total</b>	<b>\$2,464,939</b>			
2009-2012	Average =	472	\$1,457	\$2,569

Account 12002302 - 2" Meter Installations

Year	Yearly Total (Material, Labor, Etc.)	Number Installed	Average Cost
2012	38,719	24	\$1,613
2011	\$54,961	24	\$2,290
2010	50,609	24	\$2,109
2009	\$79,964	43	\$1,860
<b>Total</b>	<b>\$185,534</b>		
2012 - 2009	Average =	24	\$2,004

Account 12005302 - 2" Service Installations

Year	Yearly Total (Material, Labor, Etc.)	Number Installed	Average Cost	Total Cost
2012	\$57,354	23	\$2,494	\$4,107
2011	\$58,798	24	\$2,450	\$4,740
2010	\$64,954	24	\$2,706	\$4,815
2009	\$79,964	43	\$1,860	\$3,719
<b>Total</b>	<b>\$203,716</b>			
2012 - 2009	Average =	24	\$2,550	\$4,554

Residential Service Cost

	3/4" Service & Meter	Cost	3/4" Meter Dual	Cost	Total Residential Cost	1" Service for Duals	x 2
2012	0	\$627	839	\$1,457	\$1,395	431	862
2011	0	\$591	712	\$1,211	\$1,211	403	806
2010	0	\$720	827	\$1,456	\$1,456	460	920
2009	0	\$267	1,335	\$960	\$960	773	1,546
Average =					\$1,354		

Tap fee:	3-yr avg Service	2012 Meter/MIU	Total	Rate case # 2012-00520	Increase	% Diff		
5/8" meter	\$1,354	\$95	\$1,449	\$1,078	\$371	34.46%		
1" meter	\$2,569	\$177	\$2,745	\$1,516	\$1,229	81.08%		
2" meter	\$4,554	\$360	\$4,914	\$3,563	\$1,351	37.91%		
<b>Prior Tap Fee</b>	<b>3-yr avg Service</b>	<b>2009 Meter/MIU</b>	<b>Total</b>	<b>Rate case # 2010-00036</b>	<b>Increase</b>	<b>% Diff</b>		
5/8" meter	\$798	\$127	\$925	\$702	\$223	31.77%		
1" meter	\$1,558	\$170	\$1,728	\$1,287	\$441	34.27%		
2" meter	\$3,520	\$332	\$3,852	\$3,129	\$723	23.11%		
<b>Prior Tap Fee</b>	<b>3-yr avg Service</b>	<b>2008 Meter/MIU</b>	<b>Total</b>	<b>Rate case # 2007-00143</b>	<b>Increase</b>	<b>% Diff</b>		
5/8" meter	\$543	\$117	\$660	\$660	\$220	33.33%		
1" meter	\$1,101	\$154	\$1,255	\$1,255	\$490	39.04%		
2" meter	\$2,663	\$282	\$2,945	\$2,945	(\$230)	-7.81%		
<b>Prior Tap Fee:</b>	<b>3-yr avg Service</b>	<b>2004 Meter(only)</b>	<b>Total</b>	<b>2004-00103</b>	<b>Previous</b>	<b>Increase</b>	<b>% Diff</b>	<b>2000-120</b>
5/8" meter	\$465	\$45	\$510	\$510	\$440	\$70	15.91%	\$ 440.00
1" meter	\$861	\$82	\$944	\$945	\$765	\$180	23.53%	\$ 765.00
2" meter	\$3,945	\$299	\$4,244	\$4,250	\$3,175	\$1,075	33.86%	\$ 3,175.00

**2012 contract meter prices - Mueller Meter Company 5/8" Hersey Meter / Neptune Meter 1" and 2"**

Size	Description	Meter Cost	MIU Cost	Subtotal	6% tax	total
5/8" meter	5/8 x 3/4 VOGA 19492	48.00	42.00	90.00	5.40	95.40
	ED2F11R7F8S788 - 1 T-					
1" meter	10 C/I 302	99.16	67.42	166.58	9.99	176.57
	ED2J11R7F8S788 - 2 T-					
2" meter	10 OVAL	272.02	67.42	339.44	20.37	359.81

Comparison of Historical Average Costs

Kentucky American Water  
Case 2012-00520  
Tap Fees  
WP 8-1

Services	Settings													
	1"	2"	Handy-Whitman Index	Difference to 2009	1"	2"	5/8"	1"	2"	Handy-Whitman Index	Difference to 2009	5/8"	1"	2"
2004	Number Cost Cost Per Service	1,404 1,030,880 \$734	47 46,136 \$982	315	124	1,023	1,101	2004	2,261 405,977 \$180	121 35,017 \$289	116	237	382	2,216
2005	Number Cost Cost Per Service	1,758 1,153,633 \$656	65 53,139 \$818	338	101	852	914	2005	2,844 424,272 \$149	125 41,525 \$332	104	191	425	2,416
Variance	Number Cost Cost Per Service	354 122,753 (\$78)	18 7,003 (\$164)					Variance	583 18,295 (\$30)	4 6,508 \$43		18 46,226 \$240		
2006	Number Cost Cost Per Service	1,464 1,171,051 \$800	73 59,298 \$812	384	55	914	861	2006	2,422 499,518 \$206	126 61,767 \$490	76	245	583	1,965
Variance	Number Cost Cost Per Service	(294) 17,418 \$144	8 6,159 (\$5)					Variance	(422) 75,246 \$57	1 20,242 \$158		8 765 (\$202)		
2007	Number Cost Cost Per Service	1,007 919,257 \$913	28 39,025 \$1,394	413	26	970	1,431	2007	1,643 222,083 \$135	100 18,318 \$183	45	149	202	2,319
Variance	Number Cost Cost Per Service	(457) (251,794) \$113	(45) (20,273) \$581					Variance	(779) (277,435) (\$71)	(26) (43,449) (\$307)		(40) (64,306) \$158		
2008	Number Cost Cost Per Service	890 1,039,777 \$1,168	33 52,134 \$1,580	416	23	1,233	1,609	2008	1,395 343,150 \$246	94 29,881 \$318	24	259	335	2,272
Variance	Number Cost Cost Per Service	(117) 120,520 \$255	5 13,109 \$186					Variance	(248) 121,067 \$111	(6) 11,563 \$135		12 32,787 \$223		
2009	Number Cost Cost Per Service	837 1,160,243 \$1,386	43 79,964 \$1,860	439	0	1,386	1,860	2009	1,335 356,815 \$267	64 47,902 \$748	0	267	748	1,860
	Number Cost	10 120,466	10 27,830						(60) 13,665	(30) 18,021		(2) (15,416)		



Comparison of Historical Average Costs

Kentucky American Water  
Case 2012-00520  
Tap Fees  
WP 8-1

Variance	Cost Per Service	\$218	\$1,293	\$280	Variance	Cost Per Service	\$201	\$21	\$414	\$431	\$1,911	222	459	2,166
Five Year Average	Five Year Average	Five Year Average	Five Year Average	Five Year Average	Five Year Average	Five Year Average	Five Year Average	Five Year Average	Five Year Average	Five Year Average	Five Year Average	Five Year Average	Five Year Average	Five Year Average
	Number	520	24			827	60		24		24			
	Cost	765,097	50,609			595,761	62,710		64,954		64,954			
2010	Service	\$1,471	\$2,109	447	-8	2,097	\$1,045	486	\$2,706	-9	\$2,706	707	1,026	2,683
	Number	(866)	(1,836)			560	(688)		(1,836)		(1,836)			
	Cost	765,097	50,609			595,761	62,710		64,954		64,954			
Variance	Service	\$1,471	\$2,109			\$720	\$1,045		\$2,706		\$2,706			
	Number	435	24			712	32		24		24			
	Cost	539,599	54,961			420,892	34,392		58,798		58,798			
2011	Service	\$1,240	\$2,290	456	-17	2,257	\$1,075	489	\$2,450	-12	\$2,450	577	1,048	2,422
	Number	(85)	0			(115)	(28)		0		0			
	Cost	(225,498)	4,352			(174,869)	(28,318)		(6,156)		(6,156)			
Variance	Service	(\$231)	\$181			(\$129)	\$30		(\$257)		(\$257)			
	Number	460	24			839	29		23		23			
	Cost	763,127	38,719			526,180	35,232		57,354		57,354			
2012	Service	\$1,659	\$1,613	489	-50	1,559	\$1,215	545	\$2,494	-68	\$2,494	549	1,063	2,334
	Number	25	0			127	(3)		(1)		(1)			
	Cost	223,528	(16,242)			105,288	840		(1,444)		(1,444)			
Variance	Service	\$419	(\$677)			\$36	\$140		\$44		\$44			
Five Year Average	Five Year Average	\$1,385	\$1,890			\$490	\$880		\$2,326		\$2,326	472	844	2,314



**KENTUCKY-AMERICAN WATER COMPANY  
CASE NO. 2012-00520  
COMMISSION STAFF'S FIRST REQUEST FOR INFORMATION**

---

**Witness:**     **Linda C. Bridwell**

- 4.**     a.     State whether Kentucky-American's internal accounting manuals, directives, policies, and procedures, that were submitted in Case No. 201 0-00036,<sup>1</sup> have been modified, amended, or replaced.
- b.     If any of the documents identified in Item 3(a) have been modified, amended, or replaced, provide a complete copy of the current document and identify the sections that differ from the document provided in Case No. 2010-00036.

**Response:**

- a.     Since the Case No. 2010-00036, none of Kentucky-American's internal accounting manuals or directives have been modified, amended or replaced. However, there have been several policies and procedures that have been modified, amended, replaced or added.
- b.     The new and amended policies/procedures responsive to this question are confidential and proprietary, and therefore, the Company has filed a Petition for Confidential Treatment contemporaneously with these responses. The Company will provide copies of the requested documents to all parties in this case upon execution of an appropriate confidentiality agreement.

For the electronic version, refer to KAW\_R\_PSCDR1\_NUM04\_012313.pdf.

---

<sup>1</sup> Case No. 2010-00036, *Application of Kentucky-American Water Company for an Adjustment of Rates Supported by a Fully Forecasted Test Year* (Ky. PSC Dec. 14, 2010). Kentucky-American's Response to the Commission Staff's First Set of Information Requests, Item 2, filed July 8, 2010.<sup>1</sup>

**The entire attachment to Item No. 4(b)  
is confidential and has been provided  
in a sealed envelope.**

**KENTUCKY-AMERICAN WATER COMPANY  
CASE NO. 2012-00520  
COMMISSION STAFF'S FIRST REQUEST FOR INFORMATION**

---

**Witness:**     **Linda C. Bridwell**

5.     Provide a complete copy of all Kentucky-American budget instructions, assumptions, directives, manuals, policies and procedures, time lines, and descriptions of budget procedures.

**Response:**

Please see attached.

For the electronic version, refer to KAW\_R\_PSCDR1\_NUM05\_012313.pdf.



**AMERICAN WATER**

# **American Water – 2012 Financial Planning Calendar**

**April 2012**

## Agenda

- 2012 budget “recast”
- 2012 financial planning objectives and calendar
  - High level objectives and requirements
  - Key Dates: Service Company
  - Key Dates: States/LOB

## 2012 Budget “Recast” – Items Impacting Changes

- **Service Company Call Center reallocation**
- **Significant organizational changes identified in NWOW**
- **State and Service Company Pension/PBOP**
- **Homeowner Services Expansion**





## 2012 Budget "Recast" – Operating Income

(in '000)

Company	Op Inc - Original	Call Center Realloc	Net NWOW Recast	State & SC Pension/PBOP	HOS Expansion	Sub-total Adjustments	Op Inc - Updated
AWK	-		24	13		37	37
California	46,506	141	364	(466)		38	46,544
Illinois	61,541	(49)	201	(914)		(762)	60,779
Indiana	71,808	(414)	383	(752)		(783)	71,025
Iowa	8,793	(9)	105	(136)		(41)	8,752
Kentucky	33,318	(475)	(127)	(316)		(917)	32,401
Maryland	1,339	(109)	(60)	(2)		(171)	1,168
Michigan	317	-	17	(14)		2	319
Missouri	79,285	764	(260)	(217)		287	79,572
New Jersey	192,783	1,006	(374)	(2,305)		(1,674)	191,109
AWR	(365)	-	5	(1)		3	(362)
Pennsylvania	255,895	(104)	(693)	3,055		2,257	258,152
Tennessee	8,864	(396)	231	607		442	9,306
Virginia	11,155	(154)	89	(123)		(187)	10,968
West Virginia	35,434	(598)	9	875		286	35,720
Hawaii	2,891	(71)	40	(48)		(80)	2,811
AWE	36,003	0	(415)	63	(3,168)	(3,520)	32,483
Long Island	16,797	458	440	(12)		886	17,683
Edison	(1,885)	4	5	(2)		8	(1,877)
Liberty	2,368	5	13	(3)		15	2,383
Etown	-	-	1	(0)		1	1
Etown Services	11	-	-	-		-	11
LOP	(129)	-	4	(0)		3	(126)
Sub-total	862,729	(1)	(0)	(698)	(3,168)	(3,867)	858,862

## 2012 Financial Planning – Key Considerations

- **2012 Planning cycle will need to consider the impacts on AW and resources from our August SAP implementation**
- **Many critical resources involved in financial planning will be very involved in the SAP implementation – for finance and in the business**
  - BT testing, training and rollout
  - Rectifying issues
  - Sanity checking financials
  - Coordinating issue resolution
- **In order to facilitate a smooth implementation of the Business Transformation ERP system in August, this year’s planning cycle is earlier than normal**

## 2012 Planning – Key Assumptions

- **Propose a “planning blackout” for September and October**
  - SAP go-live for August close – expectation is Aug close will take 20 days and September close is expected to take 10 days (per Accenture)
  - No flexibility in the 10-Q timeline
- **Hyperion upgrade will be completed May 14<sup>th</sup>**
  - System will not be available for any data until after the 14<sup>th</sup>
- **No significant changes to any models are expected in 2012 cycle**
  - Models and historical data will need to be updated to reflect new chart of accounts

## 2012 Financial Planning – High Level Requirements

- **Financial plans will be monthly for 2013 and no detailed plans required from States/LOB/Functions for 2014 – 2017**
  - **Expect States/LOB/Service Company to confirm/update vs. recreate 2013, based on financial submissions completed in 2011**
- **Capital plans will be completed for 2013-2014**
- **No required State, LOB or functional strategic plan or SWOTs are required**
- **Hyperion upgrade will be completed May 14<sup>th</sup>**
- **No significant changes to any models are expected in 2012 cycle**

## Key Financial Dates – for Service Company

- **April:**
  - April 17<sup>th</sup> – BPRs due
  - April 19<sup>th</sup> – BPR meetings
  - April 30<sup>th</sup> – Required guidance is due to FP&A
- **May**
  - May 15<sup>th</sup> to May 17<sup>th</sup> – Hyperion Rollout for Finance Team
  - May 18<sup>th</sup> – Expected final targets from ELT
  - May 18<sup>th</sup> – Workforce planning and capital plans due
  - May 29<sup>th</sup> – Allocation factors approved by functional leads
  - May 30<sup>th</sup> – Non-labor expenses due (in Hyperion)
- **June**
  - June 20<sup>th</sup> – Distribute Svc Co fees to Affiliates (Hyperion)
  - June 28<sup>th</sup> – ELT approval of Service Company and Capital Plans
- **July**
  - July 17<sup>th</sup> – BPRs due
  - July 19<sup>th</sup> – BPR meetings
  - July 27<sup>th</sup> – Os & Vs for 2014 – 2016
- **September**
  - September 14<sup>th</sup> – Service Company, Capital plans and/or global assumptions – Requests for updates to 2013 for significant changes (to be approved by ELT)
- **October**
  - October 19<sup>th</sup> – BPRs due
  - October 23<sup>rd</sup> – BPR meetings

## Key Financial Dates – for Presidents and LOB Leads

- **April:**
  - April 17<sup>th</sup> – BPRs due
  - April 19<sup>th</sup> – BPR meetings
- **May**
  - May 15<sup>th</sup> to May 17<sup>th</sup> – Hyperion Rollout for Finance Team
- **June:**
  - June 4<sup>th</sup> – Capital plans due (2013 and 2014 only)
- **July**
  - July 6<sup>th</sup> – First pass of plans due, including templates (2013 only)
  - July 9<sup>th</sup> and July 12<sup>th</sup> – Review sessions for first pass of plans (2013 only)
  - July 17<sup>th</sup> – BPRs due
  - July 19<sup>th</sup> – BPR meetings
  - July 27<sup>th</sup> – Any edits loaded and templates updated for 2013 and preparation of Os & Vs for 2014 – 2016

## Key Financial Dates – for Presidents and LOB Leads

- **August**
  - August 17<sup>th</sup> – Draft of consolidated plan completed
  - August 27<sup>th</sup> – ELT Review of Preliminary Financial Plans (LOB and consolidated)
- **September**
  - September 24<sup>th</sup> – ELT discuss required updates for BOD approval
- **October**
  - October 5<sup>th</sup> – Entities affirm 2013 Plans and update 2014-2016 O&Vs
  - October 19<sup>th</sup> – BPRs due
  - October 23<sup>rd</sup> – BPR meetings

## Key Dates – Financial Plan Approval by BOD

- **October**
  - ELT approval of final plan
- **November**
  - November 7<sup>th</sup> – BOD package mailed
  - November 15<sup>th</sup> – BOD review meeting
- **December**
  - December 7<sup>th</sup> – BOD acts on 2013 plan





AMERICAN WATER

# 2012 Financial Planning – Guidance & Templates

May 18<sup>th</sup> 2012

## Guidance – High Level for 2013 Plan

- **Regulated business**
  - Operating and maintenance expenses flat to 2012 budget
  - Net income growth of 7% – 10%
  - ROE at authorized, less goodwill, or improving
- **Market Based business**
  - TBD
- **Service Company**
  - Operating and maintenance expenses consistent with 2013 in prior plan, updated for organizational changes

## Guidance – Other Considerations

- **Impacts from New Way of Working, including supply chain and delayering, will be incorporated, but will not change the targets or guidance**
- **A review process will be completed**
  - **First, at the segment level**
  - **Second, at the ELT level**
- **Capital plans will utilize new process identified by CIM team, including prioritization of investment projects for 2013 spending, lag tool and others**

## 2012 Financial Plan – Templates from State/LOBs

- We examined the templates submitted last year, as well as the final AW BOD package to determine what needs to be removed, added or changed
  - Note: some of the slides in the prior BOD package will only be available at a LOB and/or AW level
- **Templates will be for 2013 only**
  - O&Vs for 2014+ will be assessed and submitted
- **Recommended templates provided to FP&A teams**



**American Water  
2013 Financial Plan  
Proposed Guidance - Income Statement**

**Note: All guidance is only related to Base plan - not inclusive of any outcome from the Business Planning process**

The guidance presented below is for the base business. Business Development for the Regulated Operations will be maintained in a separate Growth entity within Hyperion. Any transactions that are anticipated to be closed by the end of 2012 should be incorporated into the base business for 2013. Any projected transactions beginning with 2013 are considered to be Growth activity. The cumulative impacts of the Growth activity will be maintained as part of the Growth Entity.

Income Statement Line Item	Proposed Guidance	Additional Comments
Revenues - Price	Per individual state assumptions on billing determinants as a result of existing or forecasted general rates. Infrastructure and other surcharges.	Detailed rate case information needs to be provided for pending or filed for in 2013
Revenues - Volume	Per American Water Engineering 5-year historical geometric weighted regression analysis for winter month use per customer (Naumick Curve); winter month usage does not apply to service territories where there is no statistical appearance of seasonality	
<b>Total Operating Revenues</b>		
Production Costs - Price	Guidance provided by supply chain	See attached "Supply Chain" worksheets for price increases Do not expect any material changes to original 2013 guidance.
Production Costs - Volume	Per American Water Engineering 5-year historical geometric weighted regression analysis for winter month use per customer (Naumick Curve); winter month usage does not apply to service territories where there is no statistical appearance of seasonality	
Labor - Merit Increases	3.0% for 2013 (in current plan). Wage increases for represented employees with collective bargaining unit agreements will be based upon those agreements.	No change from prior plan; Reminder - Labor needs to take into account any labor reductions related to organizational streamlining
Pension - Defined Benefit Pension Loading	Total of \$55.8M for each of FAS 87 states for each year of the 2013 planning period. Total of \$126.7M for each of the ERISA accounting treatment states for each year of the 2013 planning period.	No change from prior plan; Total of \$55.85M for each of FAS 87 states for each year of the planning period. Total of \$126.7M for each of the ERISA accounting treatment states for each year of the planning period. This number will be trued up at year-end for appropriate discount rate and return on net assets
Group insurances - FAS 106 OPEB	The OPEB expense will be taken from the 2011 Towers Watson information for 2013.	No change from prior plan; Reminder - this number will be trued up at year-end for appropriate discount rate and return on net assets
Group insurances - Health Other benefits - Defined Contribution Plan	For Regulated Operations and Service Company: \$12,134 per employee in 2013. For Market-Based Operations: \$12,670 per employee in 2013. Group health insurance will escalate by 7.5% in 2014 and each year thereafter in the planning period. Per Human Resources' payroll, with merit increase assumption	No change from prior plan



**American Water  
2013 Financial Plan  
Proposed Guidance - Income Statement**

**Note: All guidance is only related to Base plan - not inclusive of any outcome from the Business Planning process**

The guidance presented below is for the base business. Business Development for the Regulated Operations will be maintained in a separate Growth entity within Hyperion. Any transactions that are anticipated to be closed by the end of 2012 should be incorporated into the base business for 2013. Any projected transactions beginning with 2013 are considered to be Growth activity. The cumulative impacts of the Growth activity will be maintained as part of the Growth Entity.

Income Statement Line Item	Proposed Guidance	Additional Comments
Service Company (operating expense; not total)	Service Company guidance will be provided separately	
Regulatory expense	Amortization of rate case expense	
Insurance Other Than Group	Guidance provided by Risk Management Director.	Expected to stay unchanged over each year of plan
Customer Accounting	Reach 0.5% by end of 5-year period; goal of improvement over 2011 and 2012 budget	
Rents	Use actual rent agreements	
General office expense	Stay flat or less than 2012 Budget recast	
Miscellaneous	Stay flat or less than 2012 Budget recast	
Maintenance	Stay flat or less than 2012 Budget recast	
<b>Total O&amp;M expense</b>	<b>1. The aggregate is to remain unchanged from the 2012 Budget Recast</b>	Metrics - establish target of less than or equal to 40% O&M Efficiency ratio (excl. PW)
Depreciation	Provided by UPA team through depreciation forecasting tool in PowerPlant	
Amortization	Based on existing amortization schedules and orders	
General taxes	Taxes to be planned based on knowledge of changes in taxes due to increased revenues, change in tax laws or change in property values.	
Gain on sale of assets	Based on proposed sales	
<b>Total Operating Expenses</b>		
Interest Income		
Interest on long-term debt	Guidance provided by treasury. 5.2%. Interest on existing debt based on debt schedules in Treasury workstation	6% in prior plan 2013
Interest on Short-Term Bank Debt	Guidance provided by Treasury - .81%	1.50% in prior plan 2013
Other Interest Expense		
AFUDC - Equity	As provided by PowerPlant adjusted for gross-up	
AFUDC Debt	As provided by PowerPlant	
Amortization of Debt Expense	Provided by Treasury model	
Preferred dividends of subsidiaries	Provided by Treasury model	
Other income and expenses	Use 2012 Budget recast	
Provision for income taxes	Provided by tax model	
<b>Net Income To Common Stock</b>		Metrics - establish target of 7-10% NI growth year over year



**American Water  
 2013 Financial Plan  
 Proposed Guidance - Balance Sheet and Capital Structure**

<b>Select Balance Sheet Line Items</b>	<b>Proposed Guidance</b>
Total Property, Plant & Equipment	Construction Work in Progress provided by PowerPlant; Transfers into UPIS based on in-service dates.
Cash	Zero or one-day float
Accounts Receivable	Consistent with 3-year historical trend of Days Sales Outstanding
Accounts Payable & Other Current Liabilities	Consistent with 3-year historical trend of Days Payable Outstanding
Taxes Accrued	Taxes should be paid to AW Parent Company on a quarterly basis in the month following quarter-end
Other working capital changes	Consistent with 3-year historical trends
Advances, Refunds and Contributions in Aid of Construction	Provided by PowerPlant
<b>Capital Structure</b>	<b>Proposed Guidance</b>
Equity to Capitalization	Target of 45-50%; Capital Contributions in May and November only; Operating entities may select their target capital structure - not to be less than the current rate case capital structure.
LT Debt	5.2% issued only May and November; Maximum ST Debt levels will be uploaded to the Treasury Model; once the ST Debt balance is close to the maximum amount as determined by Treasury, LT Debt should be issued.
ST Debt	

American Water  
Supply Chain Forecast Guidance  
Updated 5/4/2012

	5 Year Y-o-Y Projected Changes				
	2013	2014	2015	2016	2017
<b>AW Global Chemicals - SC Department Projections</b>					
Aluminum Sulfate	5%	2%	2%	5%	2%
Caustic Soda	5%	5%	4%	4%	5%
Chlorine	5%	3%	3%	3%	3%
Ferric Chloride	1%	2%	1%	1%	1%
Ferric Sulfate	2%	1%	1%	1%	1%
HFS (Flouride)	-5%	0%	0%	3%	3%
Lime 10 Base	2%	1%	2%	1%	2%
Phosphates	-2%	-2%	1%	1%	1%
Polymers 10	10%	8%	5%	8%	5%
Sodium Hypochlorite	5%	5%	5%	5%	5%
Chemicals - Other	1%	3%	1%	3%	3%
<b>AW Global Energy Guidance - SC Department Projections</b>					
Electricity	See State Specific Guidance	2%	2%	4%	4%
Natural Gas	9%	3%	3%	3%	3%
<b>Direct Materials Outlook - SC Department Projections</b>					
Copper	7%	2%	-2%	-2%	0%
Ductile Iron Pipe	3%	3%	3%	3%	3%
<b>Fuel Outlook - SC Department Projections</b>					
Fleet Unleaded Fuel - 2013 Forecasted National Average \$3.85 per Gal. (please adjust for your Region)	1%	2%	2%	2%	2%
Fleet Diesel Fuel - 2013 Forecasted National Average \$4.20 per Gal. (please adjust for your Region)	1%	2%	2%	2%	2%
<b>Fleet Outlook</b>					
Vehicle Cap Costs	6%	2%	2%	2%	2%
Vehicle Maintenance	12%	5%	5%	6%	6%
<b>Labor &amp; Economy Outlook</b>					
GDP Price Index - Office of Budget and Management - Economic Assumptions 2013 Budget	1.7%	1.6%	1.8%	1.8%	1.8%
Consumer Price Index - Office of Budget and Management - Economic Assumptions 2013 Budget	1.9%	2.0%	2.0%	2.1%	2.1%
Employment Cost Index - Congressional Budget Office-The Budget and Economic Outlook:Fiscal Years 2012-2022	3.3%	3.5%	3.6%	3.5%	3.4%

**Unless Noted Separately:**

All 2013-2017 Increases/Decreases are year-over-year adjustments based on January 2012 Actuals with the exception of Energy. Energy changes for 2013 are based on change from 2011 Actuals. All Energy changes after 2013 are based on price changes from the previous year.

Copper-Volatility still exists in copper market due to economic factors, labor issues and capacity constraints. ISCG forecast indicate average annual capacity growth is expected to be 3.7% in 2012/2013 with an average annual growth of 9.5% expected in the period 2013/2014.

Scrap-Q1 2012 average price is the same as Q1 2011. Markets fluctuate during the year but scrap market seems to have leveled in 2011.



**American Water  
Supply Chain Forecast Guidance  
as of 5/04/2012**

Electricity	Increase/Decrease(-)	Comments
	2013	
California	1.3%	LADWP Rate plans and general market increases. See Detail Tab
Hawaii	2.0%	Increase based on energy portion of rates. See Detail Tab
Illinois	-10.7%	New Supply Agreement and General market increases. See Detail Tab
Indiana	5.2%	Rate Cases and general market increases. See Detail tab
Iowa	4.8%	Fuel and Environmental Adjustment and General market increases. See Detail Tab
Kentucky	4.0%	Environmental Adjustments. See Detail Tab.
Long Island	2.5%	LIPA Budget, see detail tab.
Maryland	1.0%	General market increases. See Detail Tab
Michigan	1.0%	General Rate Case Increases. See Detail Tab
Missouri	12.9%	Rate Case Filings and General Market Increases
New Jersey	0.0%	Small Change to supply agreement
Pennsylvania	-2.6%	Competitive Supply Decrease. See Detail Tab
Tennessee	3.5%	General Rate Case Increase. See Detail Tab
Virginia	1.0%	General market Increase. See Detail Tab
West Virginia	12.5%	Fuel and Environmental Increases
American Water Average	2.6%	

**Kentucky Detail - Electricity**

	2013		
	Year (elec \$)	% of Total	Change from 2011
			Weighted
Blue Grass Energy	488	0.01%	1.0%
Clark Energy Coop	10,203	0.27%	1.0%
KU	2,949,492	79.25%	4.0%
Owen Electric Coop Inc	761,702	20.47%	4.0%
<b>Total</b>	3,721,885	100.00%	4.0%

General market increase  
General market increase  
Environmental Surcharge  
Environmental Surcharge

## KY Input

		<u>Global Assumption Data</u>				
Account #	Description	2013	2014	2015	2016	2017
GA0009	Bonus Calculation (as a % of target)	100.00%	100.00%	100.00%	100.00%	100.00%
GA0002	Merit Increase-Salary	3.00%	3.00%	3.50%	3.50%	3.50%
Input	Merit Increase-Hourly Non-Union	3.00%	3.00%	3.50%	3.50%	3.50%
Input	Alton Union Increase November	2.50%	3.00%	3.00%	3.50%	3.50%
Input	Pensacola Union Increase March	2.50%	3.00%	3.00%	3.50%	3.50%
GA0004	Group Insurance (Per person/Yr)	12,135	13,045	14,023	15,075	15,075
			7.50%	7.50%	7.50%	0.00%
	Group Insurance (Per person/Month)	\$1,011	\$1,087	\$1,169	\$1,256	\$1,256
GA0028	401K - Before 2006 ( <= 12/31/05)	2.50%	2.50%	2.50%	2.50%	2.50%
GA0029	401K - After 2005 (> 12/31/05)	3.00%	3.00%	3.00%	3.00%	3.00%
GA0030	401K - Max Contribution Limit	15,500	15,500	15,500	15,500	15,500
GA0031	401K - Before 12/31/2005 Participation	72.00%	72.00%	72.00%	72.00%	72.00%
GA0032	401K - After 12/31/2005 Participation	65.00%	65.00%	65.00%	65.00%	65.00%
GA0033	DCP	5.25%	5.25%	5.25%	5.25%	5.25%
GA0034	DCP - Max Eligible Wages	260,000	260,000	270,000	270,000	270,000
GA0035	DCP Participation	100.00%	100.00%	100.00%	100.00%	100.00%
GA0036	FUTA	0.80%	0.80%	0.80%	0.80%	0.80%
GA0037	FUTA Limit	7,000	7,000	7,000	7,000	7,000
GA0005	FICA	6.20%	6.20%	6.20%	6.20%	6.20%
GA0006	FICA Limit	124,500	129,500	134,500	134,500	134,500
GA0007	FICA Medicare	1.45%	1.45%	1.45%	1.45%	1.45%
GA0001	Inflation Rate	0.00%	2.00%	2.00%	2.10%	2.10%
GA0003	Vacancy Factor / YR (Labor)	2.00%	2.00%	2.00%	2.00%	2.00%
GA0010	Long Term Incentive Plan - Cash	50.00%				
GA0011	Long Term Incentive Plan - Stock	50.00%				

**KENTUCKY-AMERICAN WATER COMPANY**  
**CASE NO. 2012-00520**  
**COMMISSION STAFF'S FIRST REQUEST FOR INFORMATION**

---

**Witness: Linda C. Bridwell**

- 6.** a. Provide a comparison of Kentucky-American's monthly operating budgets to the actual results, by account, for each of the following calendar years: 2008 through 2011. Kentucky-American's response shall include comparisons for the following major expense categories:
- (1) Fuel and Power Expense;
  - (2) Chemical Expense;
  - (3) Management Fee Expense;
  - (4) Customer Accounting Expense;
  - (5) General Office Expense;
  - (6) Miscellaneous Expense; and
  - (7) Maintenance Expense.
- b. Provide, for each yearly account variance that exceeds 5 percent, a detailed explanation for the variance.

**Response:**

- a. Please see the attached schedules for the actual to budget results by account by month. The comparisons for the following major expense categories is detailed below:

Description	2008		2009		2010		2011	
	Actual	Budget	Actual	Budget	Actual	Budget	Actual	Budget
Fuel & Power Exp	\$3,198,035	\$2,756,449	\$2,973,584	\$3,957,598	\$3,696,138	\$4,007,695	\$3,662,927	\$4,044,663
Chemical Exp	1,749,122	1,637,082	2,216,654	2,606,698	1,816,316	2,386,876	1,885,466	1,848,860
Management Fee Exp	7,930,919	7,373,898	8,147,526	7,598,202	8,848,594	8,779,185	7,751,264	8,289,981
Customer Accounting Exp	1,536,013	1,583,610	1,617,105	1,724,930	1,904,459	1,921,945	1,856,699	1,929,008
General Office Exp	641,513	463,939	528,030	582,875	635,904	737,417	769,379	694,027
Miscellaneous Exp	2,769,192	2,794,860	3,064,650	3,598,571	3,157,992	3,536,808	3,266,534	3,400,896
Maintenance Exp	1,249,613	1,467,793	1,227,161	1,196,623	1,731,357	1,298,574	1,579,079	1,533,934

- b. Please see attached.

For the electronic version, refer to KAW\_R\_PSCDR1\_NUM06\_012313.pdf.

Kentucky American Water Company  
Case No. 2012-00520  
Response to PSCDR1 Item 6a

Year-2008		2008	2008		2008	2008		2008	2008	
Account	Description	January	January	Variance	February	February	Variance	March	March	Variance
		Actual	Budget		Actual	Budget		Actual	Budget	
B403	Depreciation Exp	519,914	659,154	(139,240)	523,907	659,774	(135,867)	945,712	660,948	284,764
B406	Amort UPAA	1,801	0	1,801	1,801	0	1,801	1,801	0	1,801
B4071	Amort-Ltd Term UP	5,857	0	5,857	5,857	0	5,857	7,847	0	7,847
B4072	Amort-Prop Losses	34,349	34,215	134	34,349	34,215	134	34,349	34,215	134
B40810	Tax Oth thn Inc-Reg Assess Fee	6,968	7,638	(670)	6,968	7,638	(670)	6,968	7,638	(670)
B40811	Tax Oth thn Inc-Property Tax	232,589	236,771	(4,182)	232,588	236,771	(4,183)	232,588	236,771	(4,183)
B40812	Tax Oth thn Inc-Payroll Tax	46,607	45,150	1,456	33,272	41,500	(8,228)	57,620	42,056	15,564
B40813	Tax Oth thn Inc-Other	0	0	0	(20,743)	0	(20,743)	16,316	0	16,316
B40910	Income Taxes-FIT Oper	245,487	115,931	129,556	293,606	9,916	283,690	(155,588)	134,188	(289,776)
B40911	Income Taxes-SIT Oper	32,825	33,799	(974)	39,260	3,537	35,723	(8,115)	38,295	(46,410)
B40920	Income Taxes-Oth Inc/Ded	(23,578)	(40,363)	16,785	(2,199)	(5,061)	2,862	9,094	(15,088)	24,182
B41010	Def Inc Tax-FIT	40,331	55,855	(15,524)	47,572	164,430	(116,858)	324,887	60,104	264,783
B41011	Def Inc Tax-SIT	15,283	(1,864)	17,147	19,862	23,256	(3,394)	(41,966)	(4,696)	(37,270)
B41211	ITC-Restored	(7,066)	(628)	(6,438)	(7,066)	(7,797)	731	(7,066)	4,789	(11,855)
B415	M&J Revenues	(7,344)	0	(7,344)	(10,368)	0	(10,368)	(2,938)	0	(2,938)
B416	M&J Expenses	10,816	0	10,816	4,550	0	4,550	3,919	0	3,919
B419	Interest & Dividend Income	0	0	0	0	0	0	0	0	0
B420	AFUDC	(120,528)	(94,731)	(25,797)	(130,005)	(98,198)	(31,807)	(146,660)	(95,760)	(50,900)
B426	Misc Nonutility Expense	70,966	100,065	(29,099)	20,840	12,603	8,237	13,087	37,446	(24,359)
B4272	Int Exp-Short Term Debt	86,598	77,938	8,660	67,065	75,584	(8,519)	63,275	44,094	19,181
B4273	Int Exp-LTD	456,194	505,000	(48,806)	456,194	505,000	(48,806)	455,602	505,000	(49,398)
B4275	Int Exp-Other	0	0	0	0	0	0	0	0	0
B428	Amort Debt Expense	7,289	5,954	1,335	7,289	5,954	1,335	7,289	5,954	1,335
B437	Dividends Declared - Pref Stk	38,322	38,325	(3)	38,322	38,325	(3)	38,322	38,325	(3)
B438	Dividends Declared - Com Stk	0	0	0	0	0	0	1,097,174	965,340	131,834
B4611	Metered Sales-Res	(2,503,488)	(2,372,304)	(131,184)	(2,230,039)	(2,243,760)	13,721	(2,283,003)	(2,285,071)	2,068
B4612	Metered Sales-Com	(1,114,310)	(1,100,960)	(13,350)	(1,067,052)	(1,098,665)	31,613	(1,116,901)	(1,165,496)	48,595
B4613	Metered Sales-Ind	(90,570)	(143,773)	53,203	(117,375)	(142,751)	25,376	(113,789)	(134,058)	20,269
B4614	Metered Sales-OPA	(154,501)	(288,725)	134,224	(342,797)	(306,229)	(36,568)	(312,843)	(271,970)	(40,873)
B4621	Public Fire Revenues	(192,287)	(102,086)	(90,201)	(193,020)	(102,086)	(90,934)	(193,020)	(102,086)	(90,934)
B4622	Private Fire Revenues	(108,015)	(194,365)	86,350	(104,652)	(194,365)	89,713	(107,755)	(194,365)	86,610
B466	Sales for Resale	(95,354)	(114,703)	19,349	(84,992)	(99,447)	14,455	(78,357)	(99,359)	21,002
B471	Misc Service Revenues	(173,723)	(157,506)	(16,217)	(191,838)	(157,507)	(34,331)	(198,421)	(157,506)	(40,915)
B472	Rents from Water Property	(7,835)	(7,197)	(638)	(7,835)	(7,197)	(638)	(8,335)	(7,196)	(1,139)
B474	Other Water Revenues	(915)	0	(915)	(1,122)	0	(1,122)	(91)	0	(91)
B5211	SWR Rev Flat Rate Res	0	0	0	0	0	0	0	0	0
B5213	SWR Rev Flat Rate Ind	0	0	0	0	0	0	0	0	0
B6012	Salaries-Empl Maint SS	5,248	0	5,248	5,424	0	5,424	3,848	0	3,848
B6013	Salaries-Empl Oper WT	119,704	119,704	0	109,142	109,142	0	118,512	118,512	0
B6014	Salaries-Empl Maint WT	4,967	0	4,967	5,714	0	5,714	5,590	0	5,590
B6015	Salaries-Empl Oper TD	146,054	0	146,054	125,844	0	125,844	134,074	0	134,074
B6016	Salaries-Empl Maint TD	64,904	0	64,904	42,557	0	42,557	47,208	0	47,208
B6017	Salaries-Empl CA	66,034	0	66,034	63,591	0	63,591	64,804	0	64,804
B6018	Salaries-Empl AG	132,234	569,000	(436,766)	94,198	522,999	(428,801)	115,830	529,999	(414,169)
B6048	Empl Pens & Ben AG	230,273	223,427	6,846	231,157	238,142	(6,985)	224,819	226,472	(1,653)
B6101	Purchased Water Oper SS	5,326	40,700	(35,374)	(8,963)	39,450	(48,413)	4,557	40,800	(36,243)
B6151	Purch Power Oper SS	31,422	0	31,422	21,857	0	21,857	30,011	0	30,011
B6153	Purch Power Oper WT	236,910	162,684	74,226	137,749	160,373	(22,624)	194,737	159,317	35,420
B6155	Purch Power Oper TD	3,966	0	3,966	3,916	0	3,916	3,052	0	3,052
B6183	Chemicals Oper WT	118,148	120,531	(2,383)	135,691	108,408	27,283	123,822	123,935	(113)
B6201	M&S Oper SS	82	220	(138)	243	220	23	0	220	(220)
B6202	M&S Maint SS	(10,811)	9,680	(20,491)	20,993	9,130	11,863	3,299	9,680	(6,381)
B6203	M&S Oper WT	2,054	2,886	(832)	1,834	9,925	(8,091)	3,733	2,425	1,308
B6204	M&S Maint WT	8,112	6,820	1,292	5,447	6,820	(1,373)	12,339	6,820	5,519
B6205	M&S Oper TD	7,190	8,450	(1,260)	10,986	8,450	2,536	8,800	8,450	350
B6206	M&S Maint TD	19,524	17,350	2,174	9,430	17,350	(7,920)	13,809	17,350	(3,541)
B6207	M&S CA	0	0	0	0	0	0	0	0	0
B6208	M&S AG	6,901	7,226	(325)	5,268	7,441	(2,173)	4,458	7,416	(2,958)
B6328	Cont Serv Acct AG	5,967	6,000	(33)	6,065	6,000	65	6,016	6,000	16
B6333	Cont Serv Legal Oper WT	0	0	0	0	0	0	0	0	0
B6338	Cont Serv Legal AG	(1,215)	6,250	(7,465)	6,828	6,250	578	11,968	6,250	5,718
B6353	Cont Serv Other Oper WT	6,906	10,621	(3,715)	9,130	18,351	(9,221)	11,278	15,936	(4,658)
B6355	Cont Serv Other Oper TD	10,331	15,225	(4,894)	6,687	8,925	(2,238)	1,594	8,925	(7,331)
B6357	Cont Serv Other CA	10,751	5,750	5,001	7,718	5,750	1,968	8,958	5,750	3,208
B6358	Cont Serv Other AG	677,417	662,894	14,523	641,612	640,167	1,445	720,907	656,514	64,393
B6415	Rents-Real Prop Oper TD	500	315	185	796	315	481	543	315	228
B6425	Rents-Equipment Oper TD	0	0	0	0	0	0	0	0	0
B6428	Rents-Equipment AG	6,152	2,700	3,452	(650)	2,200	(2,850)	1,417	2,200	(783)
B6502	Transportation Maint SS	0	0	0	0	0	0	0	0	0
B6505	Transportation Oper TD	836	0	836	1,388	0	1,388	1,058	0	1,058
B6508	Transportation AG	44,602	39,000	5,602	49,070	51,000	(1,930)	52,447	39,000	13,447
B6568	Ins Vehicle AG	(348)	0	(348)	3,758	0	3,758	3,062	0	3,062
B6578	Ins Gen Liab AG	30,861	44,333	(13,473)	23,329	44,333	(21,004)	(37,880)	44,333	(82,213)
B6588	Ins Work Comp AG	12,104	13,142	(1,038)	10,960	13,142	(2,182)	11,454	13,142	(1,688)
B6598	Ins Other AG	11,868	3,000	8,868	4,550	3,000	1,550	30,903	3,000	27,903
B6608	Advertising AG	0	1,206	(1,206)	0	506	(506)	0	2,566	(2,566)
B6668	Reg Exp-Rate Case	42,250	74,530	(32,280)	42,460	74,530	(32,070)	12,415	45,833	(33,418)
B6678	Reg Exp-Other AG	837	0	837	853	0	853	853	0	853
B6707	Bad Debt Expense	(37,107)	37,989	(75,096)	(8,009)	36,848	(44,857)	(15,933)	37,421	(53,354)
B6751	Misc Exp Oper SS	3,186	3,645	(459)	5,022	3,645	1,377	2,254	3,645	(1,391)
B6753	Misc Exp Oper WT	32,010	31,777	233	41,700	43,869	(2,169)	37,714	36,614	1,100
B6754	Misc Exp Maint WT	24,353	19,666	4,687	18,321	21,545	(3,224)	21,750	17,570	4,180
B6755	Misc Exp Oper TD	24,071	19,747	4,324	16,436	28,147	(11,711)	15,752	20,797	(5,045)
B6756	Misc Exp Maint TD	15,486	43,174	(27,688)	22,372	43,174	(20,802)	37,635	43,174	(5,539)
B6757	Misc Exp CA	95,839	89,958	5,881	89,642	89,958	(316)	81,413	89,958	(8,545)
B6758	Misc Exp AG	93,258	99,142	(5,884)	82,468	112,046	(29,578)	144,120	121,519	22,601

Kentucky American Water Company  
Case No. 2012-00520  
Response to PSCDR1 Item 6a

Year-2008		2008	2008		2008	2008		2008	2008	
Account	Description	April	April	Variance	May	May	Variance	June	June	Variance
		Actual	Budget		Actual	Budget		Actual	Budget	
B403	Depreciation Exp	567,413	661,978	(94,565)	569,907	662,551	(92,644)	580,593	663,949	(83,356)
B406	Amort UPAA	1,801	0	1,801	1,801	0	1,801	1,801	0	1,801
B4071	Amort-Ltd Term UP	5,544		5,544	6,521		6,521	6,521		6,521
B4072	Amort-Prop Losses	34,349	34,215	134	34,349	34,215	134	34,349	34,215	134
B40810	Tax Oth thn Inc-Reg Assess Fee	6,968	7,638	(670)	6,968	7,638	(670)	6,968	7,638	(670)
B40811	Tax Oth thn Inc-Property Tax	232,588	236,771	(4,183)	232,588	236,771	(4,183)	55,136	236,771	(181,635)
B40812	Tax Oth thn Inc-Payroll Tax	37,216	45,150	(7,934)	35,379	44,833	(9,454)	58,891	42,928	15,963
B40813	Tax Oth thn Inc-Other	0	0	0	7,949	0	7,949	0	0	0
B40910	Income Taxes-FIT Oper	1,904,881	64,042	1,840,839	(1,566,557)	75,022	(1,641,579)	887,424	145,429	741,995
B40911	Income Taxes-SIT Oper	7,171	21,133	(13,962)	49,262	25,874	23,388	126,839	43,621	83,218
B40920	Income Taxes-Oth Inc/Ded	(3,713)	(10,217)	6,504	(7,484)	(16,934)	9,450	(8,704)	(17,264)	8,560
B41010	Def Inc Tax-FIT	(1,819,576)	142,189	(1,961,765)	2,178,582	188,319	1,990,263	(384,571)	149,667	(534,238)
B41011	Def Inc Tax-SIT	20,077	11,783	8,294	17,524	16,811	713	64,804	3,173	61,631
B41211	ITC-Restored	(7,066)	(9,565)	2,499	(7,066)	(8,953)	1,887	(7,066)	(4,891)	(2,175)
B415	M&J Revenues	(6,805)	0	(6,805)	(1,060)	0	(1,060)	(29,886)	0	(29,886)
B416	M&J Expenses	4,449	0	4,449	5,900	0	5,900	5,371	0	5,371
B419	Interest & Dividend Income	0	0	0	(2,066)	0	(2,066)	(3,777)	0	(3,777)
B420	AFUDC	(160,038)	(93,620)	(66,418)	(221,386)	(105,180)	(116,206)	(142,784)	(109,895)	(32,889)
B426	Misc Nonutility Expense	21,457	25,379	(3,922)	26,492	42,019	(15,527)	23,962	42,836	(18,874)
B4272	Int Exp-Short Term Debt	52,720	17,328	35,392	58,912	22,992	35,920	51,743	32,913	18,830
B4273	Int Exp-LTD	438,446	487,253	(48,807)	438,446	487,253	(48,807)	438,446	487,253	(48,807)
B4275	Int Exp-Other	0	0	0	0	0	0	0	0	0
B428	Amort Debt Expense	7,289	5,954	1,335	7,849	5,954	1,895	7,377	5,954	1,423
B437	Dividends Declared - Pref Stk	38,321	38,325	(4)	38,310	38,325	(15)	38,263	38,325	(62)
B438	Dividends Declared - Com Stk	0	0	0	0	0	0	956,109	634,969	321,140
B4611	Metered Sales-Res	(2,266,862)	(2,268,798)	1,936	(2,447,040)	(2,413,136)	(33,904)	(2,737,249)	(2,568,202)	(169,047)
B4612	Metered Sales-Com	(1,023,627)	(1,129,925)	106,298	(1,190,150)	(1,210,575)	20,425	(1,272,959)	(1,275,035)	2,076
B4613	Metered Sales-Ind	(132,848)	(147,717)	14,869	(132,749)	(139,149)	6,400	(107,396)	(157,376)	49,980
B4614	Metered Sales-OPA	(465,753)	(347,158)	(118,595)	(355,624)	(347,520)	(8,104)	(367,636)	(300,591)	(67,045)
B4621	Public Fire Revenues	(192,401)	(102,086)	(90,315)	(193,020)	(102,086)	(90,934)	(194,001)	(102,086)	(91,915)
B4622	Private Fire Revenues	(99,728)	(194,365)	94,637	(111,085)	(194,365)	83,280	(156,593)	(194,365)	37,772
B466	Sales for Resale	(101,447)	(103,244)	1,797	(86,563)	(98,387)	11,824	(128,066)	(122,923)	(5,143)
B471	Misc Service Revenues	(191,737)	(157,507)	(34,230)	(205,157)	(157,506)	(47,651)	(207,828)	(157,507)	(50,321)
B472	Rents from Water Property	(7,835)	(7,196)	(639)	(7,835)	(7,196)	(639)	(8,595)	(7,196)	(1,399)
B474	Other Water Revenues	(344)	0	(344)	748	0	748	(3,367)	0	(3,367)
B5211	SWR Rev Flat Rate Res	(13)	0	(13)	0	0	0	13	0	13
B5213	SWR Rev Flat Rate Ind	0	0	0	0	0	0	0	0	0
B6012	Salaries-Empl Maint SS	5,778		5,778	5,976		5,976	5,022		5,022
B6013	Salaries-Empl Oper WT	113,678		113,678	116,380		116,380	123,959		123,959
B6014	Salaries-Empl Maint WT	7,504		7,504	7,761		7,761	7,350		7,350
B6015	Salaries-Empl Oper TD	131,352		131,352	134,405		134,405	143,459		143,459
B6016	Salaries-Empl Maint TD	56,499		56,499	68,944		68,944	47,412		47,412
B6017	Salaries-Empl CA	63,462		63,462	61,063		61,063	57,771		57,771
B6018	Salaries-Empl AG	111,116	569,001	(457,885)	336,462	565,000	(228,538)	114,947	541,001	(426,054)
B6048	Empl Pens & Ben AG	214,369	225,799	(11,430)	217,026	226,573	(9,547)	216,687	225,148	(8,461)
B6101	Purchased Water Oper SS	5,181	41,900	(36,719)	3,238	42,350	(39,112)	2,579	43,600	(41,021)
B6151	Purch Power Oper SS	19,870		19,870	41,373		41,373	15,812		15,812
B6153	Purch Power Oper WT	165,199	193,632	(28,433)	206,934	214,999	(8,065)	258,554	244,077	14,477
B6155	Purch Power Oper TD	3,553		3,553	3,171		3,171	900		900
B6183	Chemicals Oper WT	121,486	110,568	10,918	112,450	139,146	(26,696)	126,562	151,139	(24,577)
B6201	M&S Oper SS	185	220	(35)	48	1,650	(1,602)	222	220	2
B6202	M&S Maint SS	10,791	28,930	(18,139)	12,594	23,430	(10,836)	2,665	14,630	(11,965)
B6203	M&S Oper WT	2,818	2,579	239	2,327	2,476	(149)	1,207	2,784	(1,577)
B6204	M&S Maint WT	1,470	10,560	(9,090)	8,561	6,820	1,741	7,345	72,820	(65,475)
B6205	M&S Oper TD	11,591	8,450	3,141	2,939	8,450	(5,511)	11,108	8,450	2,658
B6206	M&S Maint TD	24,136	17,350	6,786	41,728	17,350	24,378	10,705	17,350	(6,645)
B6207	M&S CA	0	0	0	0	0	0	0	0	0
B6208	M&S AG	5,534	7,516	(1,982)	7,281	7,266	15	6,019	7,101	(1,082)
B6328	Cont Serv Acct AG	6,000	6,000	0	6,000	6,000	0	6,000	6,000	0
B6333	Cont Serv Legal Oper WT	0		0	1,877		1,877	(1,877)		(1,877)
B6338	Cont Serv Legal AG	36,540	6,250	30,290	(21,046)	6,250	(27,296)	4,509	6,250	(1,741)
B6353	Cont Serv Other Oper WT	5,452	15,536	(10,084)	23,836	36,515	(12,679)	25,995	33,095	(7,100)
B6355	Cont Serv Other Oper TD	9,904	19,075	(9,171)	10,931	10,195	736	3,118	10,195	(7,077)
B6357	Cont Serv Other CA	15,871	5,750	10,121	31,944	5,750	26,194	11,946	5,750	6,196
B6358	Cont Serv Other AG	688,326	645,766	42,560	655,105	640,065	15,040	781,306	650,375	130,931
B6415	Rents-Real Prop Oper TD	400	315	85	287	315	(28)	802	315	487
B6425	Rents-Equipment Oper TD	90	0	90	826	0	826	0	0	0
B6428	Rents-Equipment AG	3,826	2,700	1,126	691	2,200	(1,509)	2,135	2,200	(65)
B6502	Transportation Maint SS	0	0	0	0	0	0	0	0	0
B6505	Transportation Oper TD	343	0	343	578	0	578	378	0	378
B6508	Transportation AG	54,758	51,000	3,758	73,862	39,000	34,862	53,379	39,000	14,379
B6568	Ins Vehicle AG	3,062		3,062	3,062		3,062	3,062		3,062
B6578	Ins Gen Liab AG	7,537	44,333	(36,796)	7,537	44,333	(36,796)	(25,839)	44,333	(70,172)
B6588	Ins Work Comp AG	11,410	13,142	(1,732)	11,627	13,142	(1,515)	11,642	13,142	(1,500)
B6598	Ins Other AG	28,303	3,000	25,303	29,453	3,000	26,453	29,313	3,000	26,313
B6608	Advertising AG	5,406	5,656	(250)	2,012	4,860	(2,848)	874	1,433	(559)
B6668	Reg Exp-Rate Case	12,631	45,833	(33,202)	12,566	45,833	(33,267)	12,631	45,833	(33,202)
B6678	Reg Exp-Other AG	884	0	884	853	0	853	853	0	853
B6707	Bad Debt Expense	58,289	37,781	20,508	90,287	39,646	50,641	102,962	41,541	61,421
B6751	Misc Exp Oper SS	4,616	3,645	971	1,327	3,645	(2,318)	4,713	4,845	(132)
B6753	Misc Exp Oper WT	36,361	36,629	(268)	28,971	39,799	(10,828)	38,361	36,864	1,497
B6754	Misc Exp Maint WT	21,711	17,570	4,141	20,218	17,570	2,648	45,353	17,570	27,783
B6755	Misc Exp Oper TD	16,830	22,829	(5,999)	18,327	19,747	(1,420)	20,461	19,747	714
B6756	Misc Exp Maint TD	(7,740)	43,174	(50,914)	13,256	43,174	(29,918)	18,526	43,174	(24,648)
B6757	Misc Exp CA	58,347	89,958	(31,611)	91,566	89,958	1,608	92,885	89,958	2,927
B6758	Misc Exp AG	87,230	97,002	(9,772)	46,843	95,068	(48,225)	104,555	117,715	(13,160)

Kentucky American Water Company  
Case No. 2012-00520  
Response to PSCDR1 Item 6a

Year-2008		2008	2008		2008	2008		2008	2008		2008	2008	
Account	Description	July	July	Variance	August	August	Variance	September	September	Variance	Actual	Budget	Variance
		Actual	Budget		Actual	Budget		Actual	Budget		Actual	Budget	
B403	Depreciation Exp	584,352	668,364	(84,012)	584,115	670,006	(85,891)	582,701	671,566	(88,865)			
B406	Amort UPAA	1,801	0	1,801	1,934	0	1,934	2,699	0	2,699			
B4071	Amort-Ltd Term UP	6,521	0	6,521	6,521	0	6,521	6,521	0	6,521			
B4072	Amort-Prop Losses	34,349	34,215	134	34,349	34,215	134	34,349	34,215	134			
B40810	Tax Oth thn Inc-Reg Assess Fee	6,968	7,638	(670)	7,133	7,638	(505)	7,050	7,638	(588)			
B40811	Tax Oth thn Inc-Property Tax	221,045	236,771	(15,726)	221,045	236,771	(15,726)	221,045	236,771	(15,726)			
B40812	Tax Oth thn Inc-Payroll Tax	40,799	46,975	(6,176)	33,108	42,611	(9,503)	42,428	45,388	(2,960)			
B40813	Tax Oth thn Inc-Other	0	0	0	(10,172)	0	(10,172)	3,878	2,800	1,078			
B40910	Income Taxes-FIT Oper	313,390	418,902	(105,512)	599,566	363,636	235,930	(246,362)	383,835	(630,197)			
B40911	Income Taxes-SIT Oper	83,129	113,778	(30,649)	103,108	98,285	4,823	(20,602)	101,010	(121,612)			
B40920	Income Taxes-Oth Inc/Ded	(12,779)	(4,502)	(8,277)	(2,379)	(7,551)	5,172	1,211	(5,302)	6,513			
B41010	Def Inc Tax-FIT	158,572	106,361	52,211	198,668	239,300	(40,632)	945,447	196,154	749,293			
B41011	Def Inc Tax-SIT	29,584	(37,740)	67,324	37,413	(12,894)	50,307	99,865	(17,473)	117,338			
B41211	ITC-Restored	(7,066)	(13,325)	6,259	(7,066)	(20,315)	13,249	(7,066)	956	(8,022)			
B415	M&J Revenues	(4,813)	0	(4,813)	(11,580)	0	(11,580)	(2,930)	0	(2,930)			
B416	M&J Expenses	17,222	0	17,222	6,386	0	6,386	39,606	0	39,606			
B419	Interest & Dividend Income	0	0	0	0	0	0	0	0	0			
B420	AFUDC	(143,729)	(131,352)	(12,377)	(165,210)	(193,465)	28,255	12,659	(255,646)	268,305			
B426	Misc Nonutility Expense	29,525	11,217	18,308	21,578	18,773	2,805	24,436	13,198	11,238			
B4272	Int Exp-Short Term Debt	34,793	51,576	(16,783)	35,656	76,176	(40,520)	44,702	109,385	(64,683)			
B4273	Int Exp-LTD	438,446	487,253	(48,807)	438,446	487,253	(48,807)	438,446	487,253	(48,807)			
B4275	Int Exp-Other	0	0	0	9	0	9	(9)	0	(9)			
B428	Amort Debt Expense	7,296	5,954	1,342	7,448	5,954	1,494	8,224	5,954	2,270			
B437	Dividends Declared - Pref Stk	38,242	38,325	(83)	38,277	38,325	(48)	38,259	38,325	(66)			
B438	Dividends Declared - Com Stk	0	0	0	0	0	0	1,394,978	992,033	402,945			
B4611	Metered Sales-Res	(2,945,244)	(2,918,762)	(26,482)	(3,034,178)	(2,940,599)	(93,579)	(2,795,365)	(2,848,003)	52,638			
B4612	Metered Sales-Com	(1,203,211)	(1,439,653)	236,442	(1,727,707)	(1,478,634)	(249,073)	(1,478,715)	(1,475,490)	(3,225)			
B4613	Metered Sales-Ind	(145,537)	(156,345)	10,808	(138,727)	(171,119)	32,392	(146,297)	(196,314)	50,017			
B4614	Metered Sales-OPA	(551,902)	(476,019)	(75,883)	(494,964)	(431,033)	(63,931)	(599,279)	(482,793)	(116,486)			
B4621	Public Fire Revenues	(197,285)	(102,086)	(95,199)	(195,109)	(102,086)	(93,023)	(195,198)	(102,086)	(93,112)			
B4622	Private Fire Revenues	(107,225)	(194,365)	87,140	(115,761)	(194,365)	78,604	(107,438)	(194,365)	86,927			
B466	Sales for Resale	(172,521)	(175,743)	3,222	(124,853)	(147,550)	22,697	(184,826)	(170,233)	(14,593)			
B471	Misc Service Revenues	(213,748)	(157,506)	(56,242)	(212,386)	(157,507)	(54,879)	(215,855)	(157,506)	(58,349)			
B472	Rents from Water Property	(7,835)	(7,196)	(639)	(7,835)	(7,196)	(639)	(7,835)	(7,196)	(639)			
B474	Other Water Revenues	(6,803)	0	(6,803)	(4,257)	0	(4,257)	(5,277)	0	(5,277)			
B5211	SWR Rev Flat Rate Res	0	0	0	0	0	0	(23)	0	(23)			
B5213	SWR Rev Flat Rate Ind	0	0	0	0	0	0	(500)	0	(500)			
B6012	Salaries-Empl Maint SS	6,960	0	6,960	4,653	0	4,653	90,128	0	90,128			
B6013	Salaries-Empl Oper WT	184,451	0	184,451	118,932	0	118,932	120,851	0	120,851			
B6014	Salaries-Empl Maint WT	10,717	0	10,717	7,234	0	7,234	5,454	0	5,454			
B6015	Salaries-Empl Oper TD	359,474	0	359,474	133,147	0	133,147	136,065	0	136,065			
B6016	Salaries-Empl Maint TD	55,483	0	55,483	57,363	0	57,363	61,765	0	61,765			
B6017	Salaries-Empl CA	83,960	0	83,960	55,585	0	55,585	67,381	0	67,381			
B6018	Salaries-Empl AG	(148,922)	592,004	(740,926)	109,079	537,000	(427,921)	129,982	571,999	(442,017)			
B6048	Empl Pens & Ben AG	202,825	225,693	(22,868)	217,986	233,384	(15,398)	227,318	227,001	317			
B6101	Purchased Water Oper SS	3,469	45,850	(42,381)	4,693	47,850	(43,157)	4,624	47,350	(42,726)			
B6151	Purch Power Oper SS	18,280	0	18,280	37,760	0	37,760	6,752	0	6,752			
B6153	Purch Power Oper WT	268,113	301,383	(33,270)	349,974	296,847	53,127	326,985	291,399	35,586			
B6155	Purch Power Oper TD	1,059	0	1,059	1,491	0	1,491	1,498	0	1,498			
B6183	Chemicals Oper WT	130,967	169,450	(38,483)	161,286	168,533	(7,247)	233,963	168,985	64,978			
B6201	M&S Oper SS	0	220	(220)	271	220	51	220	220	0			
B6202	M&S Maint SS	3,816	26,180	(22,364)	8,447	9,130	(683)	74,117	9,680	64,437			
B6203	M&S Oper WT	2,624	2,425	199	1,681	3,296	(1,615)	2,258	2,425	(167)			
B6204	M&S Maint WT	11,240	39,820	(28,580)	8,938	6,820	2,118	8,428	6,820	1,608			
B6205	M&S Oper TD	4,867	13,250	(8,383)	7,698	13,250	(5,552)	3,751	13,250	(9,499)			
B6206	M&S Maint TD	8,671	17,350	(8,679)	23,195	17,350	5,845	17,778	17,350	428			
B6207	M&S CA	0	0	0	0	0	0	68	0	68			
B6208	M&S AG	4,895	6,901	(2,006)	7,358	7,266	92	7,562	7,316	246			
B6328	Cont Serv Acct AG	6,000	6,000	0	10,857	6,000	4,857	7,619	6,000	1,619			
B6333	Cont Serv Legal Oper WT	0	0	0	0	0	0	0	0	0			
B6338	Cont Serv Legal AG	30,500	6,250	24,250	24,843	6,250	18,593	24,328	6,250	18,078			
B6353	Cont Serv Other Oper WT	19,460	14,170	5,290	6,404	21,904	(15,500)	12,148	18,690	(6,542)			
B6355	Cont Serv Other Oper TD	17,598	16,495	1,103	18,427	10,195	8,232	13,149	10,195	2,954			
B6357	Cont Serv Other CA	9,487	5,750	3,737	15,779	5,750	10,029	10,766	5,750	5,016			
B6358	Cont Serv Other AG	652,920	637,138	15,782	663,284	607,116	56,168	649,058	619,744	29,314			
B6415	Rents-Real Prop Oper TD	25	315	(290)	100	315	(215)	150	315	(165)			
B6425	Rents-Equipment Oper TD	0	0	0	98	0	98	0	0	0			
B6428	Rents-Equipment AG	5,976	2,700	3,276	(34)	2,200	(2,234)	(1,077)	2,200	(3,277)			
B6502	Transportation Maint SS	0	0	0	0	0	0	0	0	0			
B6505	Transportation Oper TD	569	0	569	193	0	193	1,262	0	1,262			
B6508	Transportation AG	36,635	39,000	(2,365)	53,863	39,000	14,863	49,954	39,000	10,954			
B6568	Ins Vehicle AG	3,062	0	3,062	3,062	0	3,062	3,062	0	3,062			
B6578	Ins Gen Liab AG	9,430	44,333	(34,903)	8,195	44,333	(36,138)	121,552	44,333	77,219			
B6588	Ins Work Comp AG	10,048	13,142	(3,094)	11,630	13,142	(1,512)	11,804	13,142	(1,338)			
B6598	Ins Other AG	29,467	3,000	26,467	29,203	3,000	26,203	(107,205)	3,000	(110,205)			
B6608	Advertising AG	1,088	603	485	2,340	706	1,634	2,425	2,566	(141)			
B6668	Reg Exp-Rate Case	11,317	45,833	(34,516)	12,307	45,833	(33,526)	12,392	45,833	(33,441)			
B6678	Reg Exp-Other AG	2,208	0	2,208	1,022	0	1,022	1,022	0	1,022			
B6707	Bad Debt Expense	12,994	48,074	(35,080)	27,921	48,095	(20,174)	56,448	48,130	8,318			
B6751	Misc Exp Oper SS	1,103	3,645	(2,542)	(1,599)	3,645	(5,244)	8,576	3,645	4,931			
B6753	Misc Exp Oper WT	41,753	43,191	(1,438)	38,581	30,998	7,583	26,648	43,232	(16,584)			
B6754	Misc Exp Maint WT	23,061	17,570	5,491	19,337	17,570	1,767	27,366	21,075	6,291			
B6755	Misc Exp Oper TD	5,561	18,697	(13,136)	5,663	18,697	(13,034)	12,633	18,697	(6,064)			
B6756	Misc Exp Maint TD	9,844	43,174	(33,330)	17,319	40,513	(23,194)	11,631	40,513	(28,882)			
B6757	Misc Exp CA	90,207	89,958	249	88,552	89,958	(1,406)	97,703	89,958	7,745			
B6758	Misc Exp AG	157,978	103,120	54,858	117,004	90,702	26,302	113,916	90,256	23,660			

Kentucky American Water Company  
Case No. 2012-00520  
Response to PSCDR1 Item 6a

Year-2008		2008	2008		2008	2008		2008	2008	
Account	Description	October	October	Variance	November	November	Variance	December	December	Variance
		Actual	Budget		Actual	Budget		Actual	Budget	
B403	Depreciation Exp	583,559	674,061	(90,502)	584,216	675,978	(91,762)	597,606	692,752	(95,146)
B406	Amort UPAA	1,801	0	1,801	1,814	0	1,814	1,814	0	1,814
B4071	Amort-Ltd Term UP	6,521	0	6,521	6,521	0	6,521	6,521	0	6,521
B4072	Amort-Prop Losses	34,349	34,215	134	34,349	34,215	134	34,349	34,215	134
B40810	Tax Oth thn Inc-Reg Assess Fee	7,050	7,638	(588)	7,050	7,638	(588)	7,050	7,638	(588)
B40811	Tax Oth thn Inc-Property Tax	221,045	236,771	(15,726)	250,973	236,771	14,202	223,368	236,771	(13,403)
B40812	Tax Oth thn Inc-Payroll Tax	38,983	46,499	(7,516)	34,313	41,976	(7,663)	51,810	49,356	2,454
B40813	Tax Oth thn Inc-Other	3,204	0	3,204	0	0	0	0	0	0
B40910	Income Taxes-FIT Oper	282,838	397,094	(114,256)	274,467	189,984	84,483	209,269	130,555	78,714
B40911	Income Taxes-SIT Oper	55,407	102,482	(47,075)	53,909	47,413	6,496	(50,244)	32,000	(82,244)
B40920	Income Taxes-Oth Inc/Ded	5,540	(2,760)	8,300	(3,244)	(6,508)	3,264	(5,525)	(14,809)	9,284
B41010	Def Inc Tax-FIT	246,631	151,877	94,754	253,634	256,848	(3,214)	12,650	209,295	(196,645)
B41011	Def Inc Tax-SIT	35,309	(25,884)	61,193	36,740	15,626	21,114	78,864	17,180	61,684
B41211	ITC-Restored	(7,066)	(10,785)	3,719	(7,066)	(4,012)	(3,054)	(7,066)	(10,271)	3,205
B415	M&J Revenues	(36,690)	0	(36,690)	(4,164)	0	(4,164)	(10,218)	0	(10,218)
B416	M&J Expenses	6,942	0	6,942	7,717	0	7,717	12,536	0	12,536
B419	Interest & Dividend Income	0	0	0	0	0	0	0	0	0
B420	AFUDC	(90,197)	(308,818)	218,621	(274,351)	(353,509)	79,158	(336,518)	(351,344)	14,826
B426	Misc Nonutility Expense	7,847	6,903	944	14,026	16,189	(2,163)	4,074	36,753	(32,679)
B4272	Int Exp-Short Term Debt	84,652	149,401	(64,749)	83,792	180,259	(96,467)	97,914	207,603	(109,689)
B4273	Int Exp-LTD	438,446	487,253	(48,807)	436,610	487,253	(50,643)	438,446	487,253	(48,807)
B4275	Int Exp-Other	3	0	3	0	0	0	0	0	0
B428	Amort Debt Expense	7,393	5,954	1,439	7,400	5,954	1,446	7,396	5,954	1,442
B437	Dividends Declared - Pref Stk	38,273	38,325	(52)	38,273	38,325	(52)	38,273	38,325	(52)
B438	Dividends Declared - Com Stk	0	0	0	0	0	0	2,554,847	2,289,981	264,866
B4611	Metered Sales-Res	(2,988,302)	(2,747,632)	(240,670)	(2,604,308)	(2,542,218)	(62,090)	(2,214,179)	(2,381,015)	166,836
B4612	Metered Sales-Com	(1,411,277)	(1,432,774)	21,497	(1,169,263)	(1,311,683)	142,420	(896,902)	(1,193,285)	296,383
B4613	Metered Sales-Ind	(134,939)	(177,738)	42,799	(120,870)	(158,123)	37,253	(85,098)	(150,767)	65,669
B4614	Metered Sales-OPA	(494,281)	(468,186)	(26,095)	(363,825)	(347,047)	(16,778)	(406,735)	(449,624)	42,890
B4621	Public Fire Revenues	(195,790)	(102,086)	(93,704)	(196,032)	(102,086)	(93,946)	(196,087)	(102,086)	(94,001)
B4622	Private Fire Revenues	(111,486)	(194,365)	82,879	(113,894)	(194,365)	80,471	(111,084)	(194,365)	83,281
B466	Sales for Resale	(134,683)	(138,074)	3,391	(150,150)	(114,156)	(35,994)	(93,466)	(110,633)	17,167
B471	Misc Service Revenues	(200,404)	(157,507)	(42,897)	(206,499)	(157,506)	(48,993)	(194,458)	(157,507)	(36,951)
B472	Rents from Water Property	(21,223)	(7,196)	(14,027)	(5,740)	(7,196)	1,456	(6,406)	(7,196)	790
B474	Other Water Revenues	(1,016)	0	(1,016)	(10,151)	0	(10,151)	(2,482)	0	(2,482)
B5211	SWR Rev Flat Rate Res	36	0	36	0	0	0	0	0	0
B5213	SWR Rev Flat Rate Ind	0	0	0	(500)	0	(500)	(500)	0	(500)
B6012	Salaries-Empl Maint SS	5,413	0	5,413	6,482	0	6,482	7,996	0	7,996
B6013	Salaries-Empl Oper WT	113,995	0	113,995	110,985	0	110,985	197,126	0	197,126
B6014	Salaries-Empl Maint WT	7,612	0	7,612	4,024	0	4,024	10,064	0	10,064
B6015	Salaries-Empl Oper TD	140,716	0	140,716	143,874	0	143,874	223,375	0	223,375
B6016	Salaries-Empl Maint TD	73,940	0	73,940	77,035	0	77,035	71,345	0	71,345
B6017	Salaries-Empl CA	60,583	0	60,583	63,168	0	63,168	103,918	0	103,918
B6018	Salaries-Empl AG	163,023	586,002	(422,979)	100,300	529,001	(428,701)	(13,624)	622,002	(635,626)
B6048	Empl Pens & Ben AG	226,256	225,930	326	205,211	225,569	(20,358)	168,076	232,175	(64,099)
B6101	Purchased Water Oper SS	3,211	40,700	(37,489)	4,191	38,150	(33,960)	3,288	41,350	(38,062)
B6151	Purch Power Oper SS	20,655	0	20,655	17,862	0	17,862	31,116	0	31,116
B6153	Purch Power Oper WT	291,912	268,869	23,043	248,824	244,565	4,259	184,212	218,304	(34,092)
B6155	Purch Power Oper TD	1,839	0	1,839	2,348	0	2,348	5,137	0	5,137
B6183	Chemicals Oper WT	213,248	132,860	80,388	133,364	128,118	5,246	138,297	115,409	22,888
B6201	M&S Oper SS	410	220	190	182	220	(38)	430	1,650	(1,220)
B6202	M&S Maint SS	109,987	9,130	100,857	11,350	9,680	1,670	7,887	9,130	(1,243)
B6203	M&S Oper WT	1,137	2,579	(1,442)	1,624	2,886	(1,262)	2,366	2,579	(213)
B6204	M&S Maint WT	12,111	10,560	1,551	6,872	6,820	52	13,917	12,220	1,697
B6205	M&S Oper TD	11,566	8,750	2,816	6,832	10,850	(4,018)	1,426	10,850	(9,424)
B6206	M&S Maint TD	27,099	17,350	9,749	7,903	17,350	(9,447)	30,269	17,350	12,919
B6207	M&S CA	0	0	0	0	0	0	0	0	0
B6208	M&S AG	6,188	7,341	(1,153)	6,660	7,341	(681)	16,290	6,841	9,449
B6328	Cont Serv Acct AG	8,450	6,000	2,450	4,260	6,000	(1,740)	6,207	6,000	207
B6333	Cont Serv Legal Oper WT	0	0	0	0	0	0	0	0	0
B6338	Cont Serv Legal AG	16,118	6,250	9,868	3,347	6,250	(2,903)	7,723	6,250	1,473
B6353	Cont Serv Other Oper WT	13,087	13,861	(774)	7,925	13,112	(5,187)	16,657	13,501	3,156
B6355	Cont Serv Other Oper TD	11,507	14,175	(2,668)	1,015	7,875	(6,860)	9,478	4,725	4,753
B6357	Cont Serv Other CA	7,699	5,750	1,949	9,244	5,750	3,494	27,797	5,750	22,047
B6358	Cont Serv Other AG	685,165	635,241	49,924	619,693	596,013	23,680	685,771	622,880	62,891
B6415	Rents-Real Prop Oper TD	0	315	(315)	102	315	(214)	1,000	315	685
B6425	Rents-Equipment Oper TD	0	0	0	1,141	0	1,141	0	0	0
B6428	Rents-Equipment AG	4,050	2,700	1,350	2,133	2,200	(67)	3,426	2,200	1,226
B6502	Transportation Maint SS	0	0	0	98	0	98	0	0	0
B6505	Transportation Oper TD	399	0	399	1,910	0	1,910	1,100	0	1,100
B6508	Transportation AG	44,570	39,000	5,570	25,468	39,000	(13,532)	12,054	39,000	(26,946)
B6568	Ins Vehicle AG	3,062	0	3,062	3,062	0	3,062	3,062	0	3,062
B6578	Ins Gen Liab AG	25,861	44,333	(18,472)	26,519	44,333	(17,814)	40,399	44,333	(3,934)
B6588	Ins Work Comp AG	11,986	13,142	(1,156)	10,160	13,142	(2,982)	11,889	13,142	(1,253)
B6598	Ins Other AG	10,025	3,000	7,025	10,025	3,000	7,025	10,026	3,000	7,026
B6608	Advertising AG	3,584	506	3,078	1,448	3,206	(1,759)	10,212	706	9,506
B6668	Reg Exp-Rate Case	12,443	45,833	(33,390)	12,443	45,833	(33,390)	12,443	45,833	(33,390)
B6678	Reg Exp-Other AG	1,022	0	1,022	1,022	0	1,022	1,022	0	1,022
B6707	Bad Debt Expense	116,356	46,296	70,060	46,333	41,973	4,360	16,671	40,320	(23,649)
B6751	Misc Exp Oper SS	2,473	3,645	(1,172)	4,015	3,645	370	(2,009)	3,645	(5,654)
B6753	Misc Exp Oper WT	37,023	30,347	6,676	35,056	31,515	3,541	31,604	42,988	(11,384)
B6754	Misc Exp Maint WT	17,193	14,980	2,213	19,805	14,980	4,825	18,691	15,828	2,863
B6755	Misc Exp Oper TD	7,788	18,697	(10,909)	22,758	19,222	3,536	23,869	22,829	1,040
B6756	Misc Exp Maint TD	25,590	43,513	(17,923)	19,753	38,263	(18,510)	38,983	33,013	5,970
B6757	Misc Exp CA	96,148	89,958	6,190	90,726	89,958	768	95,705	89,958	5,747
B6758	Misc Exp AG	127,387	95,743	31,644	63,571	61,386	2,185	69,721	68,966	755



Kentucky American Water Company  
Case No. 2012-00520  
Response to PSCDR1 Item 6a

Year-2009		2009	2009		2009	2009		2009	2009	
Account	Description	January Actual	January Budget	Variance	February Actual	February Budget	Variance	March Actual	March Budget	Variance
B403	Depreciation Exp	596,345	695,061	(98,716)	597,709	697,530	(99,821)	599,328	698,939	(99,611)
B406	Amort UPAAs	1,814	1,801	13	838	1,801	(963)	1,814	1,801	13
B4071	Amort-Ltd Term UP	6,521	6,575	(54)	7,412	6,575	837	6,966	6,575	391
B4072	Amort-Prop Losses	34,349	36,016	(1,667)	34,349	36,016	(1,667)	34,349	36,016	(1,667)
B40810	Tax Oth thn Inc-Reg Assess Fee	7,050	9,039	(1,989)	7,050	9,039	(1,989)	7,050	9,039	(1,989)
B40811	Tax Oth thn Inc-Property Tax	228,844	246,946	(18,102)	228,844	246,946	(18,102)	162,718	246,946	(84,228)
B40812	Tax Oth thn Inc-Payroll Tax	49,348	43,384	5,964	34,771	39,503	(4,732)	36,098	43,028	(6,930)
B40813	Tax Oth thn Inc-Other	0	0	0	0	0	0	0	0	0
B40910	Income Taxes-FIT Oper	89,987	34,638	55,349	265,950	(92,696)	358,646	(651,794)	(20,118)	(631,676)
B40911	Income Taxes-SIT Oper	17,373	6,086	11,287	51,344	(26,627)	77,971	(126,144)	(7,981)	(118,163)
B40920	Income Taxes-Oth Inc/Ded	(10,560)	(50,244)	39,684	(11,933)	(5,321)	(6,612)	24,226	(12,817)	37,043
B41010	Def Inc Tax-FIT	67,031	186,940	(119,909)	155,971	308,896	(152,925)	801,746	278,687	523,059
B41011	Def Inc Tax-SIT	8,352	28,861	(20,509)	24,251	55,555	(31,304)	150,414	45,122	105,292
B41211	ITC-Restored	(7,066)	(628)	(6,438)	(7,066)	(7,797)	731	(7,066)	4,789	(11,855)
B415	M&J Revenues	905	0	905	(17,110)	0	(17,110)	(34,434)	0	(34,434)
B416	M&J Expenses	10,132	0	10,132	9,527	0	9,527	26,477	0	26,477
B420	AFUDC	(354,757)	(411,621)	56,864	(659,632)	(456,080)	(203,552)	(545,486)	(518,200)	(27,286)
B426	Misc Nonutility Expense	36,486	124,545	(88,059)	68,867	13,247	55,620	27,171	31,818	(4,647)
B4272	Int Exp-Short Term Debt	40,879	135,953	(95,074)	42,088	152,560	(110,472)	57,614	150,547	(92,933)
B4273	Int Exp-LTD	438,305	480,826	(42,521)	438,164	480,826	(42,662)	437,713	463,078	(25,365)
B4275	Int Exp-Other	0	0	0	0	0	0	0	0	0
B428	Amort Debt Expense	7,396	5,876	1,520	7,396	5,876	1,520	7,396	5,876	1,520
B437	Dividends Declared - Pref Stk	39,549	6,511	33,038	38,273	6,511	31,762	38,273	6,511	31,762
B438	Dividends Declared - Com Stk	0	0	0	0	0	0	1,708,456	0	1,708,456
B4611	Metered Sales-Res	(2,321,578)	(2,371,569)	49,991	(2,264,534)	(2,229,228)	(35,306)	(2,332,273)	(2,345,277)	13,004
B4612	Metered Sales-Com	(901,037)	(1,085,825)	184,788	(1,114,376)	(1,024,634)	(89,742)	(1,010,721)	(1,130,331)	119,610
B4613	Metered Sales-Ind	(55,931)	(110,146)	54,215	(99,465)	(120,254)	20,789	(84,073)	(131,028)	46,955
B4614	Metered Sales-OPA	(200,547)	(288,735)	88,188	(291,305)	(226,125)	(65,180)	(375,476)	(346,928)	(28,548)
B4621	Public Fire Revenues	(197,064)	(102,739)	(94,325)	(197,064)	(102,849)	(94,215)	(197,064)	(102,960)	(94,104)
B4622	Private Fire Revenues	(117,924)	(197,199)	79,275	(113,650)	(197,742)	84,092	(111,178)	(198,258)	87,080
B466	Sales for Resale	(74,664)	(59,138)	(15,526)	(107,494)	(67,519)	(39,975)	(85,116)	(52,333)	(32,783)
B467	Interdept Sales	0	0	0	(1,085)	0	(1,085)	(735)	0	(735)
B470	Forfeited Discounts	0	0	0	0	0	0	0	0	0
B471	Misc Service Revenues	(164,336)	(177,650)	13,314	(189,371)	(177,650)	(11,721)	(196,121)	(177,650)	(18,471)
B472	Rents from Water Property	(8,406)	(7,835)	(571)	(11,071)	(7,835)	(3,236)	(8,906)	(7,835)	(1,071)
B474	Other Water Revenues	(1,006)	0	(1,006)	(1,499)	0	(1,499)	(1,390)	0	(1,390)
B5211	SWR Rev Flat Rate Res	0	(14,464)	14,464	0	(14,001)	14,001	0	(13,945)	13,945
B5212	SWR Rev Flat Rate Com	0	(9,233)	9,233	0	(8,400)	8,400	0	(8,883)	8,883
B5213	SWR Rev Flat Rate Ind	0	(2,065)	2,065	(500)	(3,250)	2,750	(1,000)	(1,861)	861
B5214	SWR Rev Flat Rate Pub Auth	0	0	0	0	0	0	0	0	0
B6012	Salaries-Emp Maint SS	5,167	1,066	4,101	8,349	1,066	7,283	6,086	1,066	5,020
B6013	Salaries-Emp Oper WT	124,901	12,933	111,968	123,151	9,433	113,718	112,553	9,433	103,120
B6014	Salaries-Emp Maint WT	8,740	1,066	7,674	7,731	1,066	6,665	9,564	1,066	8,498
B6015	Salaries-Emp Oper TD	143,037	143,037	0	146,054	146,054	0	134,938	134,938	0
B6016	Salaries-Emp Maint TD	75,697	75,697	0	38,869	38,869	0	45,878	45,878	0
B6017	Salaries-Emp CA	68,589	68,589	0	63,568	63,568	0	70,781	70,781	0
B6018	Salaries-Emp AG	131,574	560,316	(428,742)	90,004	512,347	(422,343)	81,914	559,104	(477,190)
B6047	Emp Pens & Ben CA	0	0	0	0	0	0	0	0	0
B6048	Emp Pens & Ben AG	329,218	237,711	91,507	310,518	239,702	70,816	322,057	238,049	84,008
B6101	Purchased Water Oper SS	4,150	11,639	(7,489)	10,036	8,204	1,832	12,247	13,753	(1,506)
B6151	Purch Power Oper SS	30,681	30,681	0	34,588	34,588	0	34,798	34,798	0
B6153	Purch Power Oper WT	176,375	238,768	(62,393)	188,019	221,197	(33,178)	207,643	249,963	(42,320)
B6155	Purch Power Oper TD	4,101	2,500	1,601	4,512	2,500	2,012	4,596	2,500	2,096
B6161	Purch Fuel Oper SS	5,270	0	5,270	2,903	0	2,903	454	0	454
B6183	Chemicals Oper WT	163,763	189,512	(25,749)	169,111	132,457	36,654	169,922	168,847	1,075
B6201	M&S Oper SS	0	250	(250)	242	250	(8)	0	250	(250)
B6202	M&S Maint SS	794	7,700	(6,906)	1,833	7,700	(5,867)	1,493	7,700	(6,207)
B6203	M&S Oper WT	230	1,590	(1,360)	5,671	1,590	4,081	2,613	1,590	1,023
B6204	M&S Maint WT	9,696	5,000	4,696	6,323	5,000	1,323	5,615	5,000	615
B6205	M&S Oper TD	7,378	9,350	(1,972)	13,353	8,850	4,503	1,449	11,350	(9,901)
B6206	M&S Maint TD	15,932	17,025	(1,093)	5,090	17,025	(11,935)	31,793	17,025	14,768
B6207	M&S CA	0	0	0	0	0	0	0	0	0
B6208	M&S AG	2,944	10,526	(7,582)	5,933	6,202	(269)	5,948	8,823	(2,875)
B6328	Cont Serv Acct AG	8,968	6,206	2,762	8,968	6,206	2,762	18,301	6,206	12,095
B6338	Cont Serv Legal AG	7,379	6,550	829	41,350	6,550	34,800	4,419	6,550	(2,131)
B6353	Cont Serv Other Oper WT	13,694	17,900	(4,206)	21,830	19,200	2,630	25,395	29,600	(4,205)
B6355	Cont Serv Other Oper TD	5,643	6,120	(477)	5,326	6,120	(794)	15,291	6,120	9,171
B6357	Cont Serv Other CA	11,301	13,689	(2,388)	29,542	13,689	15,853	16,237	13,689	2,548
B6358	Cont Serv Other AG	734,791	647,501	87,290	584,585	598,775	(14,190)	530,480	653,933	(123,453)
B6415	Rents-Real Prop Oper TD	50	315	(265)	100	315	(215)	1,737	315	1,422
B6425	Rents-Equipment Oper TD	0	0	0	1,123	0	1,123	154	0	154
B6428	Rents-Equipment AG	5,128	4,414	714	(796)	4,414	(5,210)	2,397	4,414	(2,017)
B6503	Transportation Oper WT	0	0	0	0	0	0	0	0	0
B6505	Transportation Oper TD	28	28	0	1,316	0	1,316	453	0	453
B6508	Transportation AG	26,344	80,100	(53,756)	18,545	80,100	(61,555)	32,968	80,100	(47,132)
B6568	Ins Vehicle AG	3,199	3,062	137	3,199	3,758	(559)	3,199	3,062	137
B6578	Ins Gen Liab AG	29,388	43,870	(14,482)	29,388	43,870	(14,482)	17,927	43,870	(25,943)
B6588	Ins Work Comp AG	11,773	12,680	(907)	11,612	12,680	(1,068)	11,285	12,680	(1,395)
B6598	Ins Other AG	13,221	3,368	9,853	13,353	3,368	9,985	13,353	3,368	9,985
B6608	Advertising AG	5,643	1,212	4,431	9,145	212	8,933	9,225	2,334	6,891
B6668	Reg Exp-Rate Case	12,443	12,700	(257)	12,443	12,700	(257)	12,443	12,700	(257)
B6678	Reg Exp-Other AG	1,022	853	169	1,022	853	169	1,022	853	169
B6707	Bad Debt Expense	37,093	36,674	419	52,751	34,525	18,226	22,740	37,472	(14,732)
B6751	Misc Exp Oper SS	1,613	3,860	(2,247)	243	3,505	(3,262)	3,937	3,505	432
B6752	Misc Exp Maint SS	0	0	0	0	0	0	0	0	0
B6753	Misc Exp Oper WT	34,755	28,875	5,880	31,699	32,931	(1,232)	25,903	43,748	(17,845)
B6754	Misc Exp Maint WT	12,411	21,682	(9,271)	14,191	21,682	(7,491)	13,640	21,682	(8,042)
B6755	Misc Exp Oper TD	21,001	24,137	(3,136)	25,671	25,137	534	27,234	22,637	4,597
B6756	Misc Exp Maint TD	17,597	18,471	(874)	12,527	18,471	(5,944)	22,155	23,971	(1,816)
B6757	Misc Exp CA	89,067	99,015	(9,948)	86,340	93,781	(7,441)	97,392	96,469	923
B6758	Misc Exp AG	104,506	95,826	8,680	101,047	103,198	(2,151)	121,368	144,454	(23,086)

Kentucky American Water Company  
Case No. 2012-00520  
Response to PSCDR1 Item 6a

Year-2009		2009	2009		2009	2009		2009	2009	
Account	Description	Actual	Budget	Variance	Actual	Budget	Variance	Actual	Budget	Variance
B403	Depreciation Exp	601,614	700,297	(98,683)	604,728	701,396	(96,668)	613,628	703,400	(89,772)
B406	Amort UPAAs	1,787	1,801	(14)	1,801	1,801	(0)	1,801	1,801	(0)
B4071	Amort-Ltd Term UP	6,730	6,575	155	6,907	6,575	332	6,907	6,575	332
B4072	Amort-Prop Losses	34,349	36,016	(1,667)	34,349	36,016	(1,667)	34,349	36,016	(1,667)
B40810	Tax Oth thn Inc-Reg Assess Fee	7,050	9,039	(1,989)	7,050	9,039	(1,989)	7,050	9,039	(1,989)
B40811	Tax Oth thn Inc-Property Tax	229,073	246,946	(17,873)	229,073	246,946	(17,873)	338,658	246,946	91,712
B40812	Tax Oth thn Inc-Payroll Tax	47,068	44,180	2,888	38,975	42,462	(3,487)	42,912	43,808	(896)
B40813	Tax Oth thn Inc-Other	0	0	0	0	0	0	0	0	0
B40910	Income Taxes-FIT Oper	67,769	(108,013)	175,782	(160,656)	(51,848)	(108,808)	304,497	472,130	(167,633)
B40911	Income Taxes-SIT Oper	159,979	(30,562)	190,541	(41,069)	(16,133)	(24,936)	109,569	118,482	(8,913)
B40920	Income Taxes-Oth Inc/Ded	(1,171)	(10,662)	9,491	24	(14,471)	14,495	(7,317)	(17,966)	10,649
B41010	Def Inc Tax-FIT	296,287	370,632	(74,345)	721,223	369,958	351,265	413,185	245,755	167,430
B41011	Def Inc Tax-SIT	(115,700)	66,091	(181,791)	163,691	59,677	104,014	51,369	(19,536)	70,905
B41211	ITC-Restored	(7,066)	(9,565)	2,499	(7,066)	(8,953)	1,887	(7,066)	(4,891)	(2,175)
B415	M&J Revenues	(5,588)	0	(5,588)	(10,679)	0	(10,679)	(4,747)	0	(4,747)
B416	M&J Expenses	3,955	0	3,955	6,556	0	6,556	3,171	0	3,171
B420	AFUDC	(616,579)	(586,107)	(30,472)	(674,032)	(643,707)	(30,325)	(528,249)	(369,438)	(158,811)
B426	Misc Nonutility Expense	28,025	26,480	1,545	13,900	35,916	(22,016)	45,910	44,577	1,333
B4272	Int Exp-Short Term Debt	44,137	153,237	(109,100)	47,105	118,179	(71,074)	40,565	78,702	(38,137)
B4273	Int Exp-LTD	420,558	463,078	(42,520)	420,558	678,021	(257,463)	475,719	678,021	(202,302)
B4275	Int Exp-Other	0	0	0	0	0	0	0	0	0
B428	Amort Debt Expense	7,396	5,876	1,520	7,396	10,501	(3,105)	7,396	10,501	(3,105)
B437	Dividends Declared - Pref Stk	38,273	6,511	31,762	38,273	6,511	31,762	38,273	6,511	31,762
B438	Dividends Declared - Com Stk	0	0	0	0	0	0	1,489,021	0	1,489,021
B4611	Metered Sales-Res	(2,214,599)	(2,275,094)	60,495	(2,580,009)	(2,504,305)	(75,704)	(2,937,255)	(3,300,598)	363,343
B4612	Metered Sales-Com	(1,033,983)	(1,111,086)	77,103	(1,245,895)	(1,212,475)	(33,420)	(1,397,791)	(1,655,242)	257,451
B4613	Metered Sales-Ind	(81,214)	(137,095)	55,881	(113,680)	(134,815)	21,135	(133,758)	(185,301)	51,543
B4614	Metered Sales-OPA	(297,079)	(342,026)	44,947	(350,054)	(340,805)	(9,249)	(486,442)	(496,098)	9,656
B4621	Public Fire Revenues	(197,064)	(103,070)	(93,994)	(197,471)	(103,181)	(94,290)	(225,483)	(129,198)	(96,285)
B4622	Private Fire Revenues	(118,931)	(198,773)	79,842	(124,069)	(199,289)	75,220	(269,413)	(249,405)	(20,008)
B466	Sales for Resale	(91,349)	(63,575)	(27,774)	(120,828)	(94,784)	(26,044)	(182,243)	(165,667)	(16,576)
B467	Interdept Sales	(694)	0	(694)	(653)	0	(653)	(1,034)	0	(1,034)
B470	Forfeited Discounts	0	0	0	0	0	0	0	0	0
B471	Misc Service Revenues	(204,128)	(177,650)	(26,478)	(204,058)	(177,650)	(26,408)	(228,985)	(177,650)	(51,335)
B472	Rents from Water Property	(8,406)	(7,835)	(571)	(5,740)	(7,835)	2,095	(7,355)	(7,835)	480
B474	Other Water Revenues	(1,666)	0	(1,666)	(2,871)	0	(2,871)	(2,861)	0	(2,861)
B5211	SWR Rev Flat Rate Res	0	(15,366)	15,366	0	(13,663)	13,663	0	(16,018)	16,018
B5212	SWR Rev Flat Rate Com	0	(8,829)	8,829	0	(8,141)	8,141	0	(8,661)	8,661
B5213	SWR Rev Flat Rate Ind	(500)	(2,624)	2,124	(500)	(2,922)	2,422	(500)	(3,098)	2,598
B5214	SWR Rev Flat Rate Pub Auth	0	0	0	(172)	0	(172)	(566)	0	(566)
B6012	Salaries-Emp Maint SS	5,950	1,066	4,884	4,565	1,066	3,499	7,199	1,066	6,133
B6013	Salaries-Emp Oper WT	130,810	12,985	117,825	128,215	12,985	115,230	192,378	9,485	182,893
B6014	Salaries-Emp Maint WT	7,852	1,066	6,786	7,330	1,066	6,264	12,240	1,066	11,174
B6015	Salaries-Emp Oper TD	153,918	153,918	0	144,222	144,222	0	209,578	209,578	0
B6016	Salaries-Emp Maint TD	65,047	65,047	0	69,180	69,180	0	97,317	97,317	0
B6017	Salaries-Emp CA	66,884	66,884	0	70,499	70,499	0	106,623	106,623	0
B6018	Salaries-Emp AG	126,078	570,821	(444,743)	102,554	548,033	(445,479)	(46,629)	569,395	(616,024)
B6047	Emp Pens & Ben CA	0	0	0	0	0	0	0	0	0
B6048	Emp Pens & Ben AG	319,797	241,300	78,497	325,350	237,329	88,021	293,679	236,235	57,444
B6101	Purchased Water Oper SS	10,186	15,495	(5,309)	9,124	12,442	(3,318)	9,281	10,091	(810)
B6151	Purch Power Oper SS	37,567	37,567	0	23,820	23,820	0	27,346	27,346	0
B6153	Purch Power Oper WT	166,749	233,962	(67,213)	249,615	342,723	(93,108)	211,277	378,979	(167,702)
B6155	Purch Power Oper TD	2,028	2,500	(472)	2,404	2,500	(96)	1,243	2,500	(1,257)
B6161	Purch Fuel Oper SS	0	0	0	0	0	0	0	0	0
B6183	Chemicals Oper WT	143,485	185,106	(41,621)	231,648	198,953	32,695	246,394	206,384	40,010
B6201	M&S Oper SS	258	250	8	0	250	(250)	245	250	(5)
B6202	M&S Maint SS	17,823	58,700	(40,877)	3,452	17,700	(14,248)	61,215	7,700	53,515
B6203	M&S Oper WT	2,990	1,590	1,400	1,307	1,590	(283)	2,499	1,590	909
B6204	M&S Maint WT	9,850	13,000	(3,150)	7,513	5,000	2,513	5,175	35,000	(29,825)
B6205	M&S Oper TD	1,764	8,150	(6,386)	6,240	8,150	(1,910)	5,219	8,150	(2,931)
B6206	M&S Maint TD	15,422	17,025	(1,603)	14,534	17,025	(2,491)	23,886	17,025	6,861
B6207	M&S CA	0	0	0	25	0	25	0	0	0
B6208	M&S AG	5,978	8,740	(2,762)	4,211	5,866	(1,655)	3,929	7,219	(3,290)
B6328	Cont Serv Acct AG	13,472	6,206	7,266	4,912	6,206	(1,295)	5,196	6,206	(1,011)
B6338	Cont Serv Legal AG	13,369	6,550	6,819	24,352	6,550	17,802	8,879	6,550	2,329
B6353	Cont Serv Other Oper WT	23,247	22,450	797	25,859	42,250	(16,391)	35,615	36,450	(835)
B6355	Cont Serv Other Oper TD	3,314	6,120	(2,806)	16,571	6,120	10,451	12,585	6,120	6,465
B6357	Cont Serv Other CA	34,432	13,689	20,743	22,451	13,689	8,762	24,143	13,689	10,454
B6358	Cont Serv Other AG	666,021	652,427	13,594	662,009	637,353	24,656	744,441	665,243	79,198
B6415	Rents-Real Prop Oper TD	200	315	(115)	237	315	(78)	150	315	(165)
B6425	Rents-Equipment Oper TD	961	0	961	200	0	200	0	0	0
B6428	Rents-Equipment AG	2,444	4,414	(1,970)	1,717	4,414	(2,697)	1,671	4,414	(2,743)
B6503	Transportation Oper WT	0	0	0	0	0	0	0	0	0
B6505	Transportation Oper TD	1,533	0	1,533	540	0	540	1,717	0	1,717
B6508	Transportation AG	18,487	80,100	(61,613)	18,720	80,100	(61,380)	35,496	80,100	(44,604)
B6568	Ins Vehicle AG	3,199	3,062	137	3,199	3,062	137	3,199	3,062	137
B6578	Ins Gen Liab AG	29,384	43,870	(14,486)	29,375	43,870	(14,495)	34,979	43,870	(8,891)
B6588	Ins Work Comp AG	12,103	12,680	(577)	12,343	12,680	(337)	11,290	12,680	(1,390)
B6598	Ins Other AG	13,353	3,368	9,985	13,261	3,368	9,893	13,353	3,368	9,985
B6608	Advertising AG	1,704	6,517	(4,813)	1,813	3,873	(2,060)	(5,675)	2,167	(7,842)
B6668	Reg Exp-Rate Case	12,443	12,700	(257)	12,443	12,700	(257)	23,605	29,367	(5,762)
B6678	Reg Exp-Other AG	1,022	853	169	1,022	853	169	1,299	853	446
B6707	Bad Debt Expense	(16,916)	36,807	(53,723)	40,109	39,930	179	69,313	53,779	15,534
B6751	Misc Exp Oper SS	3,517	3,505	12	(301)	3,860	(4,161)	3,261	3,505	(244)
B6752	Misc Exp Maint SS	0	0	0	0	0	0	0	0	0
B6753	Misc Exp Oper WT	33,501	46,284	(12,783)	34,439	43,704	(9,265)	29,503	44,807	(15,304)
B6754	Misc Exp Maint WT	12,884	21,682	(8,798)	13,092	21,682	(8,590)	13,705	21,682	(7,977)
B6755	Misc Exp Oper TD	6,124	23,771	(17,647)	14,668	20,637	(5,969)	12,790	19,637	(6,847)
B6756	Misc Exp Maint TD	18,152	24,471	(6,319)	21,006	24,471	(3,465)	63,329	27,971	35,358
B6757	Misc Exp CA	92,560	96,469	(3,909)	92,878	96,469	(3,591)	102,668	96,469	6,199
B6758	Misc Exp AG	44,522	88,065	(43,543)	78,749	110,265	(31,516)	81,078	131,271	(50,193)

Kentucky American Water Company  
Case No. 2012-00520  
Response to PSCDR1 Item 6a

Year-2009		2009	2009		2009	2009		2009	2009	
Account	Description	Actual	July Budget	Variance	August Actual	August Budget	Variance	September Actual	September Budget	Variance
B403	Depreciation Exp	613,993	712,205	(98,212)	615,095	718,431	(103,336)	615,831	720,439	(104,608)
B406	Amort UPAA	1,801	1,801	(0)	1,801	1,801	(0)	1,801	1,801	(0)
B4071	Amort-Ltd Term UP	6,907	6,575	332	6,907	6,575	332	6,907	6,575	332
B4072	Amort-Prop Losses	39,611	36,016	3,595	29,087	36,016	(6,929)	34,349	36,016	(1,667)
B40810	Tax Oth thn Inc-Reg Assess Fee	7,701	9,039	(1,338)	7,701	9,039	(1,338)	7,701	9,039	(1,338)
B40811	Tax Oth thn Inc-Property Tax	229,073	246,946	(17,873)	231,695	246,946	(15,251)	224,621	246,946	(22,325)
B40812	Tax Oth thn Inc-Payroll Tax	46,399	46,095	304	41,294	42,111	(817)	42,499	44,284	(1,785)
B40813	Tax Oth thn Inc-Other	0	0	0	0	0	0	0	3,200	(3,200)
B40910	Income Taxes-FIT Oper	(42,571)	653,161	(695,732)	22,241	638,170	(615,929)	(1,936,462)	537,031	(2,473,493)
B40911	Income Taxes-SIT Oper	49,121	164,990	(115,869)	45,701	161,139	(115,438)	(783,778)	135,156	(918,934)
B40920	Income Taxes-Oth Inc/Ded	(416)	(4,707)	4,291	(210)	(4,866)	4,656	(18,162)	(5,594)	(12,568)
B41010	Def Inc Tax-FIT	805,357	69,092	736,265	658,626	198,094	460,532	2,451,275	210,607	2,240,668
B41011	Def Inc Tax-SIT	86,660	(67,870)	154,530	75,281	(49,410)	124,691	904,877	(32,542)	937,419
B41211	ITC-Restored	(7,066)	(13,325)	6,259	(7,066)	(20,315)	13,249	(7,066)	956	(8,022)
B415	M&J Revenues	(4,621)	0	(4,621)	8,536	0	8,536	(13,858)	0	(13,858)
B416	M&J Expenses	14,054	0	14,054	(12,118)	0	(12,118)	11,628	0	11,628
B420	AFUDC	(185,540)	(60,540)	(125,000)	(257,583)	(119,389)	(138,194)	(259,334)	(171,937)	(87,397)
B426	Misc Nonutility Expense	6,658	11,726	(5,068)	8,155	12,119	(3,964)	21,537	13,924	7,613
B4272	Int Exp-Short Term Debt	22,937	91,498	(68,561)	16,459	100,837	(84,378)	13,935	116,986	(103,051)
B4273	Int Exp-LTD	365,396	678,021	(312,625)	420,558	678,021	(257,463)	420,558	678,021	(257,463)
B4275	Int Exp-Other	8,152	0	8,152	0	0	0	3	0	3
B428	Amort Debt Expense	7,396	10,501	(3,105)	9,017	10,501	(1,484)	8,944	10,501	(1,557)
B437	Dividends Declared - Pref Stk	38,273	6,511	31,762	38,273	6,511	31,762	38,273	6,511	31,762
B438	Dividends Declared - Com Stk	0	0	0	0	0	0	2,006,260	0	2,006,260
B4611	Metered Sales-Res	(3,376,316)	(3,573,980)	197,664	(3,053,322)	(3,639,427)	586,105	(3,010,174)	(3,501,143)	490,969
B4612	Metered Sales-Com	(1,613,485)	(1,764,467)	150,982	(1,560,804)	(1,856,755)	295,951	(1,436,799)	(1,770,295)	333,496
B4613	Metered Sales-Ind	(147,598)	(207,320)	59,722	(160,816)	(201,789)	40,973	(167,221)	(217,045)	49,824
B4614	Metered Sales-OPA	(508,845)	(562,246)	53,401	(530,559)	(546,183)	15,624	(558,280)	(597,452)	39,172
B4621	Public Fire Revenues	(226,072)	(129,309)	(96,763)	(226,072)	(129,419)	(96,653)	(226,072)	(129,529)	(96,543)
B4622	Private Fire Revenues	(12,358)	(249,921)	237,563	(118,950)	(250,437)	131,487	(138,673)	(250,952)	112,279
B466	Sales for Resale	(152,826)	(140,194)	(12,632)	(164,568)	(151,330)	(13,238)	(170,692)	(172,491)	1,799
B467	Interdept Sales	(1,025)	0	(1,025)	(1,118)	0	(1,118)	(994)	0	(994)
B470	Forfeited Discounts	0	0	0	0	0	0	0	0	0
B471	Misc Service Revenues	(220,401)	(177,650)	(42,751)	(221,946)	(177,650)	(44,296)	(236,007)	(177,650)	(58,357)
B472	Rents from Water Property	(13,737)	(7,835)	(5,902)	(6,501)	(7,835)	1,334	(38,539)	(7,835)	(30,704)
B474	Other Water Revenues	(3,242)	0	(3,242)	(2,228)	0	(2,228)	(2,437)	0	(2,437)
B5211	SWR Rev Flat Rate Res	0	(15,166)	15,166	0	(14,916)	14,916	0	(16,000)	16,000
B5212	SWR Rev Flat Rate Com	0	(8,536)	8,536	0	(8,508)	8,508	0	(8,303)	8,303
B5213	SWR Rev Flat Rate Ind	(500)	(2,659)	2,159	(500)	(2,028)	1,528	(500)	(4,601)	4,101
B5214	SWR Rev Flat Rate Pub Auth	(362)	0	(362)	(548)	0	(548)	(650)	0	(650)
B6012	Salaries-Emp Maint SS	8,313	1,066	7,247	5,121	1,066	4,055	6,052	1,066	4,986
B6013	Salaries-Emp Oper WT	138,178	12,985	125,193	130,458	9,485	120,973	115,371	12,985	102,386
B6014	Salaries-Emp Maint WD	6,705	1,066	5,639	7,637	1,066	6,571	7,784	1,066	6,718
B6015	Salaries-Emp Oper TD	155,105	0	155,105	154,262	0	154,262	230,338	0	230,338
B6016	Salaries-Emp Maint TD	68,139	0	68,139	68,625	0	68,625	63,202	0	63,202
B6017	Salaries-Emp CA	77,988	0	77,988	71,136	0	71,136	64,114	0	64,114
B6018	Salaries-Emp AG	162,261	596,225	(433,964)	109,566	546,876	(437,310)	143,557	572,208	(428,651)
B6047	Empl Pens & Ben CA	0	0	0	0	0	0	0	0	0
B6048	Empl Pens & Ben AG	341,978	231,148	110,830	332,505	237,608	94,897	332,838	231,861	100,977
B6101	Purchased Water Oper SS	8,419	7,753	666	13,498	12,023	1,475	10,759	16,453	(5,694)
B6151	Purch Power Oper SS	28,058	0	28,058	19,294	0	19,294	30,612	0	30,612
B6153	Purch Power Oper WT	273,563	422,049	(148,486)	222,361	427,641	(205,280)	338,973	414,169	(75,196)
B6155	Purch Power Oper TD	2,146	2,500	(354)	595	2,500	(1,905)	1,645	2,500	(855)
B6161	Purch Fuel Oper SS	0	0	0	0	0	0	0	0	0
B6183	Chemicals Oper WT	209,348	264,997	(55,649)	233,557	285,348	(51,791)	177,189	324,315	(147,126)
B6201	M&S Oper SS	0	250	(250)	0	250	(250)	0	250	(250)
B6202	M&S Maint SS	(13,655)	17,200	(30,855)	8,794	7,700	1,094	6,728	7,700	(972)
B6203	M&S Oper WT	2,260	1,590	670	2,047	2,290	(243)	3,272	1,590	1,682
B6204	M&S Maint WT	32,045	40,000	(7,955)	22,806	5,000	17,806	11,416	5,000	6,416
B6205	M&S Oper TD	13,970	13,650	320	7,327	12,150	(4,823)	8,496	13,650	(5,154)
B6206	M&S Maint TD	16,548	17,025	(477)	32,103	17,025	15,078	30,189	17,025	13,164
B6207	M&S CA	0	0	0	0	0	0	0	0	0
B6208	M&S AG	12,506	7,059	5,447	8,514	7,591	923	10,625	6,155	4,470
B6328	Cont Serv Acct AG	8,997	6,206	2,791	8,850	6,206	2,644	8,850	6,206	2,644
B6338	Cont Serv Legal AG	(277)	6,550	(6,827)	18,245	6,550	11,695	18,849	6,550	12,299
B6353	Cont Serv Other Oper WT	7,668	22,250	(14,582)	12,999	21,650	(8,651)	24,606	29,850	(5,244)
B6355	Cont Serv Other Oper TD	2,277	6,120	(3,843)	6,003	6,120	(117)	31,083	6,120	24,963
B6357	Cont Serv Other CA	23,756	13,689	10,067	15,892	13,689	2,203	30,778	13,689	17,089
B6358	Cont Serv Other AG	735,518	681,842	53,676	728,763	626,157	102,606	726,514	665,019	61,495
B6415	Rents-Real Prop Oper TD	0	315	(315)	100	315	(215)	4,502	315	4,187
B6425	Rents-Equipment Oper TD	0	0	0	0	0	0	0	0	0
B6428	Rents-Equipment AG	1,167	4,414	(3,247)	577	4,414	(3,837)	1,084	4,414	(3,330)
B6503	Transportation Oper WT	0	0	0	0	0	0	10	0	10
B6505	Transportation Oper TD	913	0	913	243	0	243	170	0	170
B6508	Transportation AG	40,111	80,100	(39,989)	45,602	80,100	(34,498)	50,483	80,100	(29,617)
B6568	Ins Vehicle AG	3,199	3,062	137	3,199	3,062	137	3,199	3,062	137
B6578	Ins Gen Liab AG	29,384	43,870	(14,486)	29,022	43,870	(14,848)	(15,131)	43,870	(59,001)
B6588	Ins Work Comp AG	12,663	12,680	(17)	12,554	12,680	(126)	12,464	12,680	(216)
B6598	Ins Other AG	13,384	3,368	10,016	13,348	3,368	9,980	13,348	3,368	9,980
B6608	Advertising AG	0	1,106	(1,106)	2,500	212	2,288	1,500	3,334	(1,834)
B6668	Reg Exp-Rate Case	23,803	29,367	(5,564)	24,621	29,367	(4,746)	24,010	29,367	(5,357)
B6678	Reg Exp-Other AG	1,299	853	446	1,299	853	446	1,299	853	446
B6707	Bad Debt Expense	71,363	57,659	13,704	40,524	58,945	(18,421)	20,928	57,758	(36,830)
B6751	Misc Exp Oper SS	4,858	3,505	1,353	6,362	3,505	2,857	5,881	3,860	2,021
B6752	Misc Exp Maint SS	0	0	0	0	0	0	0	0	0
B6753	Misc Exp Oper WT	47,904	44,070	3,834	41,954	45,796	(3,842)	33,801	45,498	(11,697)
B6754	Misc Exp Maint WT	13,785	21,682	(7,897)	11,776	21,267	(9,491)	14,911	21,267	(6,356)
B6755	Misc Exp Oper TD	23,293	19,637	3,656	32,092	19,637	12,455	19,161	19,637	(476)
B6756	Misc Exp Maint TD	41,171	33,471	7,700	27,270	24,471	2,799	40,425	28,471	11,954
B6757	Misc Exp CA	100,407	96,469	3,938	101,720	96,469	5,251	103,088	96,469	6,619
B6758	Misc Exp AG	84,318	98,566	(14,248)	253,354	103,346	150,008	119,349	93,623	25,726

Kentucky American Water Company  
Case No. 2012-00520  
Response to PSCDR1 Item 6a

Year-2009		2009	2009		2009	2009		2009	2009	
Account	Description	October	October	Variance	November	November	Variance	December	December	Variance
		Actual	Budget		Actual	Budget		Actual	Budget	
B403	Depreciation Exp	629,090	723,173	(94,083)	630,801	725,638	(94,837)	628,836	746,447	(117,611)
B406	Amort UPAAs	1,801	1,801	(0)	1,801	1,801	(0)	1,801	1,801	(0)
B4071	Amort-Ltd Term UP	6,907	6,575	332	6,907	6,575	332	6,907	6,575	332
B4072	Amort-Prop Losses	34,349	36,016	(1,667)	34,349	36,016	(1,667)	34,349	36,016	(1,667)
B40810	Tax Oth thn Inc-Reg Assess Fee	7,701	9,039	(1,338)	7,701	9,039	(1,338)	7,701	9,039	(1,338)
B40811	Tax Oth thn Inc-Property Tax	229,073	246,946	(17,873)	229,073	246,946	(17,873)	229,073	246,946	(17,873)
B40812	Tax Oth thn Inc-Payroll Tax	41,238	43,899	(2,661)	38,520	43,552	(5,032)	44,509	47,192	(2,683)
B40813	Tax Oth thn Inc-Other	0	0	0	0	0	0	117,549	0	117,549
B40910	Income Taxes-FIT Oper	179,136	526,410	(347,274)	(141,956)	332,649	(474,605)	1,112,234	268,789	843,445
B40911	Income Taxes-SIT Oper	68,261	132,427	(64,166)	428,718	82,648	346,070	342,483	66,242	276,241
B40920	Income Taxes-Oth Inc/Ded	1,798	(2,853)	4,651	(69,467)	(3,551)	(65,916)	(99,546)	(2,746)	(96,800)
B41010	DeF Inc Tax-FIT	508,508	178,532	329,976	641,837	216,025	425,812	(662,063)	175,860	(837,923)
B41011	DeF Inc Tax-SIT	53,529	(37,499)	91,028	(344,519)	(8,038)	(336,481)	(237,616)	(6,747)	(230,869)
B41211	ITC-Restored	(7,066)	(10,785)	3,719	(7,066)	(4,012)	(3,054)	(7,066)	(10,271)	3,205
B415	M&J Revenues	(19,339)	0	(19,339)	(4,674)	0	(4,674)	(8,425)	0	(8,425)
B416	M&J Expenses	1,000	0	1,000	20,550	0	20,550	30,589	0	30,589
B420	AFUDC	(245,211)	(221,624)	(23,587)	(272,800)	(270,162)	(2,638)	(298,372)	(297,448)	(924)
B426	Misc Nonutility Expense	8,459	7,133	1,326	43,162	8,861	34,301	239,379	6,867	232,512
B4272	Int Exp-Short Term Debt	11,276	85,774	(74,499)	9,735	49,047	(39,312)	8,406	74,830	(66,424)
B4273	Int Exp-LTD	420,558	829,061	(408,503)	420,558	829,061	(408,503)	420,558	829,061	(408,503)
B4275	Int Exp-Other	0	0	0	765	0	765	(8,152)	0	(8,152)
B428	Amort Debt Expense	14,969	13,751	1,218	10,017	13,751	(3,734)	10,508	13,751	(3,243)
B437	Dividends Declared - Pref Stk	38,273	6,511	31,762	38,273	6,511	31,762	38,273	6,511	31,762
B438	Dividends Declared - Com Stk	0	0	0	0	0	0	2,899,673	0	2,899,673
B4611	Metered Sales-Res	(2,928,638)	(3,407,392)	478,754	(2,486,360)	(3,090,607)	604,247	(2,542,737)	(2,985,671)	442,934
B4612	Metered Sales-Com	(1,444,305)	(1,710,830)	266,525	(1,288,858)	(1,513,802)	224,944	(1,102,290)	(1,413,019)	310,729
B4613	Metered Sales-Ind	(154,466)	(207,756)	53,290	(113,301)	(173,339)	60,038	(124,860)	(172,927)	48,067
B4614	Metered Sales-OPA	(489,570)	(570,475)	80,905	(335,467)	(423,458)	87,991	(368,991)	(432,614)	63,623
B4621	Public Fire Revenues	(226,072)	(129,640)	(96,432)	(226,062)	(129,750)	(96,312)	(226,135)	(129,861)	(96,274)
B4622	Private Fire Revenues	(138,866)	(251,468)	112,602	(137,792)	(251,984)	114,192	(136,690)	(252,499)	115,809
B466	Sales for Resale	(114,557)	(148,463)	33,906	(146,968)	(177,106)	30,138	(67,191)	(116,561)	49,370
B467	Interdept Sales	(1,194)	0	(1,194)	(1,328)	0	(1,328)	(1,207)	0	(1,207)
B470	Forfeited Discounts	35	0	35	0	0	0	0	0	0
B471	Misc Service Revenues	(209,499)	(177,650)	(31,849)	(199,527)	(177,650)	(21,877)	(188,746)	(177,650)	(11,096)
B472	Rents from Water Property	27,782	(7,835)	35,617	(9,973)	(7,835)	(2,138)	(7,308)	(7,835)	527
B474	Other Water Revenues	(54,617)	0	(54,617)	(18,757)	0	(18,757)	(23,672)	0	(23,672)
B5211	SWR Rev Flat Rate Res	0	(13,244)	13,244	0	(14,015)	14,015	0	(14,495)	14,495
B5212	SWR Rev Flat Rate Com	0	(8,138)	8,138	0	(8,484)	8,484	0	(11,509)	11,509
B5213	SWR Rev Flat Rate Ind	(500)	(4,345)	3,845	(500)	(2,540)	2,040	(500)	(1,000)	500
B5214	SWR Rev Flat Rate Pub Auth	(602)	0	(602)	(594)	0	(594)	(625)	0	(625)
B6012	Salaries-Emp Maint SS	5,746	1,066	4,680	9,323	1,100	8,223	3,988	1,100	2,888
B6013	Salaries-Emp Oper WT	111,625	9,485	102,140	175,088	16,934	158,154	130,216	16,934	113,282
B6014	Salaries-Emp Maint WT	8,268	1,066	7,202	10,720	1,100	9,620	8,577	1,100	7,477
B6015	Salaries-Emp Oper TD	171,339	0	171,339	209,877	0	209,877	183,280	0	183,280
B6016	Salaries-Emp Maint TD	67,249	0	67,249	92,512	0	92,512	55,725	0	55,725
B6017	Salaries-Emp CA	68,678	0	68,678	99,571	0	99,571	68,997	0	68,997
B6018	Salaries-Emp AG	133,261	570,604	(437,343)	(72,556)	558,482	(631,038)	267,636	606,751	(339,115)
B6047	Emp Pens & Ben CA	0	0	0	0	0	0	40	0	40
B6048	Emp Pens & Ben AG	336,262	246,795	89,467	255,392	232,009	23,383	339,678	233,448	106,230
B6101	Purchased Water Oper SS	4,945	9,693	(4,748)	8,311	6,603	1,708	22,918	16,512	6,406
B6151	Purch Power Oper SS	24,950	0	24,950	35,999	0	35,999	29,057	0	29,057
B6153	Purch Power Oper WT	164,590	401,422	(236,832)	210,868	348,930	(138,062)	167,870	247,795	(79,925)
B6155	Purch Power Oper TD	1,646	2,500	(854)	2,436	2,500	(64)	2,935	2,500	435
B6161	Purch Fuel Oper SS	0	0	0	0	0	0	0	0	0
B6183	Chemicals Oper WT	160,828	253,952	(93,124)	163,737	206,898	(43,161)	147,670	189,929	(42,259)
B6201	M&S Oper SS	175	250	(75)	58	250	(192)	0	250	(250)
B6202	M&S Maint SS	31,542	7,700	23,842	35,355	7,700	27,655	50,481	13,700	36,781
B6203	M&S Oper WT	2,728	1,590	1,138	845	1,890	(1,045)	2,536	1,590	946
B6204	M&S Maint WT	7,733	9,000	(1,267)	(3,225)	5,000	(8,225)	22,385	5,000	17,385
B6205	M&S Oper TD	3,963	9,150	(5,187)	7,060	11,150	(4,090)	5,450	8,650	(3,200)
B6206	M&S Maint TD	14,060	17,025	(2,965)	22,352	17,025	5,327	14,701	17,025	(2,324)
B6207	M&S CA	0	0	0	0	0	0	0	0	0
B6208	M&S AG	5,104	7,742	(2,638)	13,919	6,217	7,702	7,073	6,142	931
B6328	Cont Serv Acct AG	9,292	6,206	3,086	8,850	6,206	2,644	9,145	6,206	2,939
B6338	Cont Serv Legal AG	14,610	6,550	8,060	14,218	6,550	7,668	975	6,550	(5,575)
B6353	Cont Serv Other Oper WT	17,743	22,950	(5,207)	15,227	18,450	(3,223)	13,858	18,550	(4,692)
B6355	Cont Serv Other Oper TD	8,828	6,120	2,708	(3,386)	6,120	(9,506)	6,365	6,120	245
B6357	Cont Serv Other CA	17,088	13,689	3,399	9,192	13,689	(4,497)	14,662	13,689	973
B6358	Cont Serv Other AG	685,039	653,150	31,889	704,825	636,921	67,904	827,043	677,347	149,696
B6415	Rents-Real Prop Oper TD	(350)	315	(665)	0	315	(315)	956	315	641
B6425	Rents-Equipment Oper TD	0	0	0	0	0	0	0	0	0
B6428	Rents-Equipment AG	1,992	4,414	(2,422)	2,085	4,414	(2,329)	2,104	4,414	(2,310)
B6503	Transportation Oper WT	0	0	0	0	0	0	6	0	6
B6505	Transportation Oper TD	0	0	0	0	0	0	500	0	500
B6508	Transportation AG	33,786	80,100	(46,314)	82,227	80,100	2,127	27,221	80,100	(52,879)
B6568	Ins Vehicle AG	3,199	3,062	137	3,199	3,062	137	3,199	3,062	137
B6578	Ins Gen Liab AG	29,384	43,870	(14,486)	29,384	43,870	(14,486)	34,351	43,870	(9,519)
B6588	Ins Work Comp AG	12,621	12,680	(59)	10,284	12,680	(2,396)	12,532	12,680	(148)
B6598	Ins Other AG	13,348	3,368	9,980	13,348	3,368	9,980	13,348	3,368	9,980
B6608	Advertising AG	3,718	1,212	2,506	1,193	212	981	1,998	212	1,786
B6668	Reg Exp-Rate Case	24,010	29,367	(5,357)	24,010	29,367	(5,357)	24,146	29,367	(5,221)
B6678	Reg Exp-Other AG	1,299	853	446	1,299	853	446	1,299	853	446
B6707	Bad Debt Expense	77,566	55,906	21,660	28,594	50,112	(21,518)	1,839	47,877	(46,038)
B6751	Misc Exp Oper SS	4,822	3,505	1,317	4,017	3,505	512	5,064	3,505	1,559
B6752	Misc Exp Maint SS	0	0	0	143	0	143	0	0	0
B6753	Misc Exp Oper WT	39,309	38,061	1,248	33,464	45,022	(11,558)	36,679	41,884	(5,205)
B6754	Misc Exp Maint WT	15,354	21,267	(5,913)	15,482	21,267	(5,785)	15,497	21,267	(5,770)
B6755	Misc Exp Oper TD	16,411	21,137	(4,726)	20,083	21,637	(1,554)	22,386	26,271	(3,885)
B6756	Misc Exp Maint TD	21,014	24,971	(3,957)	21,368	24,471	(3,103)	35,560	14,471	21,089
B6757	Misc Exp CA	103,456	96,469	6,987	105,286	96,469	8,817	96,315	96,469	(154)
B6758	Misc Exp AG	67,168	80,787	(13,619)	67,973	87,597	(19,624)	88,770	162,995	(74,225)

Kentucky American Water Company  
Case No. 2012-00520  
Response to PSCDR1 Item 6a

Year-2010	Account	Description	2010			2010			2010		
			January Actual	January Budget	Variance	February Actual	February Budget	Variance	March Actual	March Budget	Variance
B403		Depreciation Exp	630,287	676,677	(46,390)	631,616	676,606	(44,990)	630,470	677,634	(47,164)
B406		Amort UPAA	1,801	1,801	(0)	1,801	1,801	(0)	1,801	1,801	(0)
B4071		Amort-Ltd Term UP	7,262	6,833	429	7,262	6,833	429	7,262	6,833	429
B4072		Amort-Prop Losses	34,349	34,215	134	34,349	34,215	134	34,349	34,215	134
B40810		Tax Oth thn Inc-Reg Assess Fee	7,701	8,925	(1,224)	7,701	8,925	(1,224)	7,701	8,925	(1,224)
B40811		Tax Oth thn Inc-Property Tax	229,073	341,316	(112,243)	334,903	341,316	(6,413)	281,997	341,316	(59,319)
B40812		Tax Oth thn Inc-Payroll Tax	67,946	56,557	11,389	45,290	46,747	(1,457)	38,243	49,772	(11,529)
B40813		Tax Oth thn Inc-Other	10,000	0	10,000	60,000	0	60,000	(55,000)	0	(55,000)
B40910		Income Taxes-FIT Oper	425,480	360,000	65,480	287,142	389,973	(102,831)	(2,431,066)	415,973	(2,847,039)
B40911		Income Taxes-SIT Oper	77,595	51,000	26,595	(18,272)	55,996	(74,268)	(371,314)	58,996	(430,310)
B40920		Income Taxes-Oth Inc/Ded	(40,514)	0	(40,514)	(2,611)	0	(2,611)	(32,967)	0	(32,967)
B41010		Def Inc Tax-FIT	(6,380)	0	(6,380)	168,838	0	168,838	3,015,365	0	3,015,365
B41011		Def Inc Tax-SIT	(4,169)	0	(4,169)	27,786	0	27,786	559,016	0	559,016
B41211		ITC-Restored	(7,066)	0	(7,066)	(7,066)	0	(7,066)	(7,066)	0	(7,066)
B415		M&J Revenues	(31,268)	0	(31,268)	(15,522)	0	(15,522)	(23,780)	0	(23,780)
B416		M&J Expenses	11,461	0	11,461	(3,313)	0	(3,313)	13,488	0	13,488
B419		Interest & Dividend Income	0	0	0	0	0	0	(2,241)	0	(2,241)
B420		AFUDC	(314,166)	(303,800)	(10,366)	(359,189)	(349,124)	(10,065)	(394,455)	(404,824)	(10,369)
B426		Misc Nonutility Expense	123,607	88,743	34,864	32,795	68,793	(35,998)	99,462	68,052	31,410
B4272		Int Exp-Short Term Debt	7,411	17,230	(9,819)	7,440	22,005	(14,565)	9,439	32,589	(23,150)
B4273		Int Exp-LTD	420,558	422,731	(2,173)	420,558	422,731	(2,173)	419,966	422,139	(2,173)
B4275		Int Exp-Other	0	0	0	0	0	0	(1)	0	(1)
B428		Amort Debt Expense	10,172	15,417	(5,245)	10,172	15,417	(5,245)	10,309	15,417	(5,108)
B437		Dividends Declared - Pref Stk	38,273	(2)	38,275	38,190	(2)	38,192	38,231	(2)	38,233
B438		Dividends Declared - Com Stk	0	0	0	0	0	0	1,473,348	1,567,142	(93,794)
B4611		Metered Sales-Res	(2,735,161)	(2,683,888)	(51,273)	(2,575,645)	(2,533,746)	(41,899)	(2,710,202)	(2,683,837)	(26,365)
B4612		Metered Sales-Com	(1,101,767)	(1,318,464)	216,697	(1,063,497)	(1,273,283)	209,786	(1,259,745)	(1,381,723)	121,978
B4613		Metered Sales-Ind	(88,941)	(113,396)	24,455	(134,452)	(125,049)	(9,403)	(128,714)	(143,118)	14,404
B4614		Metered Sales-OPA	(340,310)	(388,612)	48,302	(418,102)	(452,586)	34,484	(412,436)	(543,187)	130,751
B4621		Public Fire Revenues	(226,134)	(226,100)	(34)	(227,126)	(226,100)	(1,026)	(233,725)	(226,100)	(7,625)
B4622		Private Fire Revenues	(139,470)	(138,700)	(770)	(141,467)	(138,700)	(2,767)	(166,897)	(138,700)	(28,197)
B466		Sales for Resale	(126,249)	(117,430)	(8,819)	(123,676)	(117,430)	(6,246)	(114,858)	(117,430)	2,572
B467		Interdept Sales	(1,433)	0	(1,433)	(1,190)	0	(1,190)	(1,309)	0	(1,309)
B470		Forfeited Discounts	0	0	0	0	0	0	(35)	0	(35)
B471		Misc Service Revenues	(214,671)	(198,022)	(16,649)	(235,631)	(209,566)	(26,065)	(232,193)	(214,298)	(17,895)
B472		Rents from Water Property	(7,308)	(23,142)	15,834	(4,642)	(23,142)	18,500	(10,473)	(23,142)	12,669
B474		Other Water Revenues	(20,144)	0	(20,144)	(21,511)	0	(21,511)	(20,587)	0	(20,587)
B5213		SWR Rev Flat Rate Ind	(500)	(138)	(362)	(500)	(138)	(362)	(500)	(138)	(362)
B5214		SWR Rev Flat Rate Pub Auth	(486)	(46)	(440)	(632)	(46)	(586)	(463)	(46)	(417)
B6012		Salaries-Emp Maint SS	8,046	0	8,046	7,181	0	7,181	6,362	0	6,362
B6013		Salaries-Emp Oper WT	123,626	0	123,626	118,268	0	118,268	131,498	0	131,498
B6014		Salaries-Emp Maint WT	4,531	0	4,531	2,735	0	2,735	5,776	0	5,776
B6015		Salaries-Emp Oper TD	167,277	0	167,277	147,298	0	147,298	156,681	0	156,681
B6016		Salaries-Emp Maint TD	73,501	0	73,501	69,513	0	69,513	56,689	0	56,689
B6017		Salaries-Emp CA	74,659	0	74,659	78,458	0	78,458	77,187	0	77,187
B6018		Salaries-Emp AG	129,173	615,793	(486,620)	104,605	553,727	(449,122)	108,770	651,445	(542,675)
B6048		Empl Pens & Ben AG	312,665	344,900	(32,235)	302,859	346,411	(43,552)	315,682	346,613	(30,931)
B6101		Purchased Water Oper SS	8,141	9,706	(1,565)	9,556	6,995	(139)	11,184	8,851	2,333
B6151		Purch Power Oper SS	39,857	244,367	(204,510)	22,616	230,361	(207,745)	49,602	255,974	(206,372)
B6153		Purch Power Oper WT	228,662	0	228,662	193,124	0	193,124	255,454	0	255,454
B6155		Purch Power Oper TD	4,387	0	4,387	(121)	0	(121)	22	0	22
B6161		Purch Fuel Oper SS	4,620	0	4,620	0	0	0	0	0	0
B6183		Chemicals Oper WT	137,469	173,176	(35,707)	120,960	144,534	(23,574)	117,841	167,320	(49,479)
B6201		M&S Oper SS	0	263	(263)	0	263	(263)	0	263	(263)
B6202		M&S Maint SS	5,800	8,750	(2,950)	8,858	8,750	108	2,933	8,750	(5,817)
B6203		M&S Oper WT	1,755	2,647	(892)	4,668	2,647	2,021	1,382	2,647	(1,265)
B6204		M&S Maint WT	13,571	5,500	8,071	23,486	5,500	17,986	(7,419)	59,500	(66,919)
B6205		M&S Oper TD	14,161	10,258	3,903	8,082	10,258	(2,176)	8,728	10,008	(1,280)
B6206		M&S Maint TD	18,540	18,405	135	17,150	18,405	(1,255)	48,257	18,405	29,852
B6208		M&S AG	7,312	4,839	2,473	4,324	4,689	(365)	6,231	4,839	1,392
B6328		Cont Serv Acct AG	8,850	18,095	(9,245)	8,850	18,095	(9,245)	9,071	18,095	(9,024)
B6337		Cont Serv Legal CA	0	0	0	0	0	0	0	0	0
B6338		Cont Serv Legal AG	21,129	16,317	4,812	5,338	16,317	(10,979)	6,439	16,317	(9,878)
B6348		Cont Serv Mgmt Fee AG	0	361,894	(361,894)	0	344,462	(344,462)	0	372,494	(372,494)
B6353		Cont Serv Other Oper WT	19,817	12,191	7,626	(911)	17,153	(18,064)	13,414	20,898	(7,484)
B6355		Cont Serv Other Oper TD	2,275	8,167	(5,892)	(1,895)	8,167	(10,062)	8,768	10,167	(1,399)
B6356		Cont Serv Other Maint TD	0	0	0	0	0	0	0	0	0
B6357		Cont Serv Other CA	8,618	14,204	(5,586)	7,420	14,204	(6,784)	20,813	14,204	6,609
B6358		Cont Serv Other AG	725,205	382,131	343,074	700,087	363,320	336,767	715,860	395,391	320,469
B6415		Rents-Real Prop Oper TD	800	387	413	0	387	(387)	100	387	(287)
B6425		Rents-Equipment Oper TD	0	387	(387)	0	387	(387)	0	387	(387)
B6428		Rents-Equipment AG	1,086	2,283	(1,197)	2,501	2,283	218	2,010	2,283	(273)
B6505		Transportation Oper TD	1,129	0	1,129	5	0	5	0	0	0
B6508		Transportation AG	43,155	54,476	(11,321)	34,249	54,318	(20,069)	29,158	54,318	(25,160)
B6568		Ins Vehicle AG	2,918	3,000	(82)	2,918	3,000	(82)	2,918	3,000	(82)
B6578		Ins Gen Liab AG	31,214	68,311	(37,097)	31,888	68,311	(36,423)	(29,262)	68,311	(97,573)
B6588		Ins Work Comp AG	10,633	0	10,633	10,837	0	10,837	10,797	0	10,797
B6598		Ins Other AG	10,904	0	10,904	11,293	0	11,293	10,807	0	10,807
B6608		Advertising AG	1,815	0	1,815	430	3,152	(2,722)	(80)	2,500	(2,580)
B6668		Reg Exp-Rate Case	24,029	23,777	252	24,029	23,777	252	24,029	23,777	252
B6678		Reg Exp-Other AG	1,299	777	522	1,299	777	522	1,299	777	522
B6707		Bad Debt Expense	44,631	48,418	(3,787)	(1,042)	47,499	(48,541)	(3,658)	50,661	(54,319)
B6751		Misc Exp Oper SS	2,762	4,183	(1,421)	5,123	3,819	1,304	1,833	3,819	(1,986)
B6753		Misc Exp Oper WT	46,670	52,737	(6,067)	33,202	43,534	(10,332)	31,699	47,271	(15,572)
B6754		Misc Exp Maint WT	11,952	14,802	(2,850)	12,189	13,952	(1,763)	15,160	13,952	1,208
B6755		Misc Exp Oper TD	23,904	21,917	1,987	32,592	22,529	10,063	21,607	20,273	1,334
B6756		Misc Exp Maint TD	31,192	17,546	13,646	38,122	17,546	20,576	22,278	17,546	4,732
B6757		Misc Exp CA	100,195	100,859	(664)	99,754	98,744	1,010	119,944	99,774	20,170
B6758		Misc Exp AG	88,792	119,913	(31,121)	104,277	142,005	(37,728)	121,827	208,181	(86,354)

Kentucky American Water Company  
Case No. 2012-00520  
Response to PSCDR1 Item 6a

Year-2010		2010	2010		2010	2010		2010	2010	
Account	Description	April	April	Variance	May	May	Variance	June	June	Variance
		Actual	Budget		Actual	Budget		Actual	Budget	
B403	Depreciation Exp	631,987	680,513	(48,526)	636,906	684,192	(47,286)	640,802	686,972	(46,170)
B406	Amort UPAA	1,801	1,801	(0)	1,801	1,801	(0)	1,801	1,801	(0)
B4071	Amort-Ltd Term UP	7,262	6,833	429	7,262	6,833	429	7,262	6,833	429
B4072	Amort-Prop Losses	34,349	34,215	134	34,349	34,215	134	34,349	34,215	134
B40810	Tax Oth thn Inc-Reg Assess Fee	7,701	8,925	(1,224)	7,701	8,925	(1,224)	7,701	8,925	(1,224)
B40811	Tax Oth thn Inc-Property Tax	281,997	341,316	(59,319)	283,845	341,316	(57,471)	884,575	341,316	543,259
B40812	Tax Oth thn Inc-Payroll Tax	42,880	46,985	(4,105)	43,548	45,722	(2,174)	46,497	46,922	(425)
B40813	Tax Oth thn Inc-Other	5,000	0	5,000	5,000	0	5,000	5,000	0	5,000
B40910	Income Taxes-FIT Oper	605,100	389,973	215,127	499,075	487,947	11,128	1,771,829	525,973	1,245,856
B40911	Income Taxes-SIT Oper	73,119	54,996	18,123	85,698	68,992	16,706	317,362	73,996	243,366
B40920	Income Taxes-Oth Inc/Ded	(12,306)	0	(12,306)	(9,303)	0	(9,303)	(18,204)	0	(18,204)
B41010	Def Inc Tax-FIT	(57,862)	0	(57,862)	140,247	0	140,247	(1,115,078)	0	(1,115,078)
B41011	Def Inc Tax-SIT	(13,558)	0	(13,558)	22,572	0	22,572	(196,975)	0	(196,975)
B41211	ITC-Restored	(7,066)	0	(7,066)	(7,066)	0	(7,066)	(7,066)	0	(7,066)
B415	M&J Revenues	(42,210)	(42,210)	(8,672)	(8,672)	(8,672)	(8,672)	(38,203)	(38,203)	(38,203)
B416	M&J Expenses	41,536	41,536	7,201	7,201	7,201	7,201	34,296	34,296	34,296
B419	Interest & Dividend Income	0	0	0	0	0	0	0	0	0
B420	AFUDC	(412,943)	(428,826)	15,883	(437,688)	(426,824)	(10,864)	(466,038)	(444,824)	(21,214)
B426	Misc Nonutility Expense	33,662	91,149	(57,487)	25,891	47,397	(21,506)	48,639	47,664	975
B4272	Int Exp-Short Term Debt	12,307	37,008	(24,701)	14,985	24,345	(9,360)	13,815	33,955	(20,140)
B4273	Int Exp-LTD	402,810	404,983	(2,173)	402,810	434,087	(31,277)	402,810	463,191	(60,381)
B4275	Int Exp-Other	0	0	0	0	0	0	0	0	0
B428	Amort Debt Expense	10,180	15,417	(5,237)	10,180	15,417	(5,237)	10,546	15,417	(4,871)
B437	Dividends Declared - Pref Stk	38,231	(2)	38,233	38,231	(2)	38,233	38,231	(2)	38,233
B438	Dividends Declared - Com Stk	0	0	0	0	0	0	1,818,174	1,848,071	(29,897)
B4611	Metered Sales-Res	(2,524,222)	(2,562,027)	37,805	(2,913,555)	(2,728,018)	(185,537)	(3,140,741)	(2,945,149)	(195,592)
B4612	Metered Sales-Com	(1,306,167)	(1,306,198)	31	(1,337,952)	(1,427,999)	90,047	(1,631,407)	(1,468,357)	(163,050)
B4613	Metered Sales-Ind	(122,307)	(137,382)	15,075	(144,648)	(161,958)	17,310	(115,961)	(111,788)	(4,173)
B4614	Metered Sales-OPA	(381,120)	(446,219)	65,099	(430,429)	(490,743)	60,314	(552,868)	(515,793)	(37,075)
B4621	Public Fire Revenues	(227,631)	(226,100)	(1,531)	(227,807)	(226,100)	(1,707)	(227,807)	(226,100)	(1,707)
B4622	Private Fire Revenues	(152,125)	(138,700)	(13,425)	(140,863)	(138,700)	(2,163)	(140,966)	(138,700)	(2,266)
B466	Sales for Resale	(108,398)	(117,430)	9,032	(115,299)	(117,430)	2,131	(132,961)	(117,430)	(15,531)
B467	Interdept Sales	(1,450)	(1,450)	(1,245)	(1,245)	(1,245)	(1,245)	(1,325)	(1,325)	(1,325)
B470	Forfeited Discounts	0	0	0	0	0	0	0	0	0
B471	Misc Service Revenues	(246,294)	(208,448)	(37,846)	(243,454)	(215,312)	(28,142)	(259,291)	(201,220)	(58,071)
B472	Rents from Water Property	(7,308)	(23,142)	15,834	(7,308)	(23,142)	15,834	(2,861)	(23,142)	20,281
B474	Other Water Revenues	(69,384)	(69,384)	(23,455)	(23,455)	(23,455)	(23,455)	(23,234)	(23,234)	(23,234)
B5213	SWR Rev Flat Rate Ind	0	(138)	138	(500)	(138)	(362)	(1,500)	(138)	(1,362)
B5214	SWR Rev Flat Rate Pub Auth	(639)	(46)	(593)	(596)	(46)	(550)	(629)	(46)	(583)
B6012	Salaries-Emp Maint SS	6,573	6,573	5,005	5,005	5,005	5,005	11,999	11,999	11,999
B6013	Salaries-Emp Oper WT	136,540	136,540	130,517	130,517	130,517	130,517	204,071	204,071	204,071
B6014	Salaries-Emp Maint WT	6,620	6,620	7,616	7,616	7,616	7,616	10,446	10,446	10,446
B6015	Salaries-Emp Oper TD	162,442	162,442	144,105	144,105	144,105	144,105	233,533	233,533	233,533
B6016	Salaries-Emp Maint TD	57,404	57,404	90,975	90,975	90,975	90,975	100,361	100,361	100,361
B6017	Salaries-Emp CA	65,005	65,005	77,518	77,518	77,518	77,518	96,013	96,013	96,013
B6018	Salaries-Emp AG	135,825	621,440	(485,615)	124,365	604,682	(480,317)	(34,318)	620,608	(654,926)
B6048	Empl Pens & Ben AG	294,812	339,456	(44,644)	308,827	339,068	(30,241)	283,810	336,406	(52,596)
B6101	Purchased Water Oper SS	5,528	9,576	(4,048)	13,693	11,346	2,347	7,008	11,851	(4,843)
B6151	Purch Power Oper SS	25,528	240,548	(215,020)	9,881	360,754	(350,873)	26,426	355,564	(329,138)
B6153	Purch Power Oper WT	220,487	0	220,487	248,587	0	248,587	285,104	0	285,104
B6155	Purch Power Oper TD	19	0	19	18	0	18	16	0	16
B6161	Purch Fuel Oper SS	0	0	0	0	0	0	0	0	0
B6183	Chemicals Oper WT	99,237	155,734	(56,497)	167,035	166,856	179	156,419	181,007	(24,588)
B6201	M&S Oper SS	0	263	(263)	147	263	(116)	0	263	(263)
B6202	M&S Maint SS	13,300	12,750	550	4,459	8,750	(4,291)	6,712	8,750	(2,038)
B6203	M&S Oper WT	2,065	2,647	(582)	1,672	2,647	(975)	3,457	2,647	810
B6204	M&S Maint WT	29,895	9,900	19,995	(11,051)	5,500	(16,551)	39,521	26,500	13,021
B6205	M&S Oper TD	10,630	10,008	622	21,270	10,008	11,262	11,026	10,012	1,014
B6206	M&S Maint TD	25,626	17,905	7,721	13,034	16,905	(3,871)	32,718	16,905	15,813
B6208	M&S AG	6,367	4,789	1,578	6,386	4,689	1,697	8,928	4,789	4,139
B6328	Cont Serv Acct AG	9,248	18,095	(8,847)	8,850	18,095	(9,245)	8,850	18,095	(9,245)
B6337	Cont Serv Legal CA	0	0	0	0	0	0	0	0	0
B6338	Cont Serv Legal AG	(83)	16,317	(16,400)	6,678	16,317	(9,639)	29,178	16,317	12,861
B6348	Cont Serv Mgmt Fee AG	0	362,146	(362,146)	0	346,411	(346,411)	0	372,576	(372,576)
B6353	Cont Serv Other Oper WT	38,769	17,773	20,996	37,357	32,373	4,984	18,764	35,898	(17,134)
B6355	Cont Serv Other Oper TD	8,447	10,167	(1,720)	9,458	10,167	(709)	20,195	10,167	10,028
B6356	Cont Serv Other Maint TD	157	0	157	0	0	0	0	0	0
B6357	Cont Serv Other CA	5,103	14,204	(9,101)	6,733	14,204	(7,471)	5,027	14,204	(9,177)
B6358	Cont Serv Other AG	712,404	374,539	337,865	728,547	369,016	359,531	745,084	387,399	357,685
B6415	Rents-Real Prop Oper TD	0	387	(387)	4,841	387	4,454	0	387	(387)
B6425	Rents-Equipment Oper TD	(1,062)	387	(1,449)	0	387	(387)	0	387	(387)
B6428	Rents-Equipment AG	2,003	2,283	(280)	2,660	2,283	377	3,403	2,283	1,120
B6505	Transportation Oper TD	0	0	1,132	1,132	1,132	1,132	48	0	48
B6508	Transportation AG	44,511	54,318	(9,807)	37,494	54,318	(16,824)	24,404	54,318	(29,914)
B6568	Ins Vehicle AG	2,918	3,000	(82)	2,918	3,000	(82)	2,918	3,000	(82)
B6578	Ins Gen Liab AG	31,537	68,311	(36,774)	31,622	68,311	(36,689)	(27,538)	68,311	(95,849)
B6588	Ins Work Comp AG	10,593	0	10,593	10,646	0	10,646	9,626	0	9,626
B6598	Ins Other AG	11,676	0	11,676	10,906	0	10,906	15,337	0	15,337
B6608	Advertising AG	0	5,000	(5,000)	2,650	3,534	(884)	4,004	3,488	516
B6668	Reg Exp-Rate Case	24,029	23,777	252	24,029	23,777	252	24,029	23,777	252
B6678	Reg Exp-Other AG	1,299	777	522	1,299	777	522	1,299	777	522
B6707	Bad Debt Expense	48,354	48,061	293	79,982	51,152	28,830	1,295	53,008	(51,713)
B6751	Misc Exp Oper SS	7,296	3,819	3,477	3,219	4,183	(964)	7,925	3,819	4,106
B6753	Misc Exp Oper WT	41,285	50,607	(9,322)	35,858	43,580	(7,722)	32,680	43,856	(11,176)
B6754	Misc Exp Maint WT	12,761	13,952	(1,191)	13,244	13,952	(708)	14,361	13,952	409
B6755	Misc Exp Oper TD	15,393	23,731	(8,338)	18,316	13,933	4,383	16,921	17,465	(544)
B6756	Misc Exp Maint TD	26,887	30,324	(3,437)	38,244	33,324	4,920	22,680	30,332	(7,652)
B6757	Misc Exp CA	113,205	109,408	3,797	100,952	99,259	1,693	102,881	98,744	4,137
B6758	Misc Exp AG	91,875	107,967	(16,092)	96,514	136,963	(40,449)	106,504	129,231	(22,727)

Kentucky American Water Company  
Case No. 2012-00520  
Response to PSCDR1 Item 6a

Year-2010		2010	2010		2010	2010		2010	2010	
Account	Description	July	July	Variance	August	August	Variance	September	September	Variance
		Actual	Budget		Actual	Budget		Actual	Budget	
B403	Depreciation Exp	640,400	687,602	(47,202)	640,397	689,483	(49,086)	650,212	693,414	(43,202)
B406	Amort UPAA	1,801	1,801	(0)	1,801	1,801	(0)	1,801	1,801	(0)
B4071	Amort-Ltd Term UP	7,262	6,833	429	7,262	6,833	429	7,262	6,833	429
B4072	Amort-Prop Losses	34,349	34,215	134	34,349	34,215	134	34,349	34,215	134
B40810	Tax Oth thn Inc-Reg Assess Fee	7,701	8,925	(1,224)	8,663	8,925	(262)	8,182	8,925	(743)
B40811	Tax Oth thn Inc-Property Tax	297,208	341,316	(44,108)	296,810	341,316	(44,506)	296,810	341,316	(44,506)
B40812	Tax Oth thn Inc-Payroll Tax	43,802	49,463	(5,661)	42,182	48,015	(5,833)	46,363	49,562	(3,199)
B40813	Tax Oth thn Inc-Other	5,000	0	5,000	5,000	0	5,000	5,000	0	5,000
B40910	Income Taxes-FIT Oper	981,585	691,973	289,612	571,352	805,973	(234,621)	(18,867,792)	691,973	(19,559,765)
B40911	Income Taxes-SIT Oper	173,693	97,996	75,697	98,879	113,996	(15,117)	188,623	96,996	91,627
B40920	Income Taxes-Oth Inc/Ded	(4,368)	0	(4,368)	12,358	0	12,358	(5,644)	0	(5,644)
B41010	Def Inc Tax-FIT	(101,254)	0	(101,254)	326,227	0	326,227	19,578,613	0	19,578,613
B41011	Def Inc Tax-SIT	(21,471)	0	(21,471)	56,489	0	56,489	(63,637)	0	(63,637)
B41211	ITC-Restored	(7,066)	0	(7,066)	(7,066)	0	(7,066)	(7,066)	0	(7,066)
B415	M&J Revenues	(19,095)	(19,095)	(19,095)	(46,925)	(46,925)	(46,925)	(10,519)	(10,519)	(10,519)
B416	M&J Expenses	12,618	12,618	6,377	6,377	11,465	6,377	11,465	11,465	0
B419	Interest & Dividend Income	0	0	0	0	0	0	0	0	0
B420	AFUDC	(345,206)	(462,823)	117,617	(331,425)	(478,824)	147,399	(180,739)	(292,824)	112,085
B426	Misc Nonutility Expense	18,201	40,074	(21,873)	10,605	30,656	(20,051)	16,732	31,804	(15,072)
B4272	Int Exp-Short Term Debt	10,382	37,991	(27,109)	8,972	40,151	(31,179)	8,347	47,766	(39,419)
B4273	Int Exp-LTD	398,928	463,191	(64,263)	402,810	552,841	(150,031)	576,881	642,491	(65,610)
B4275	Int Exp-Other	(18)	(18)	(18)	0	0	0	392	392	392
B428	Amort Debt Expense	11,321	15,417	(4,096)	11,444	15,417	(3,973)	10,975	15,417	(4,442)
B437	Dividends Declared - Pref Stk	38,231	(2)	38,233	38,231	(2)	38,233	38,231	(2)	38,233
B438	Dividends Declared - Com Stk	0	0	0	0	0	0	2,366,760	2,852,312	(485,552)
B4611	Metered Sales-Res	(3,311,733)	(3,234,479)	(77,254)	(3,399,004)	(3,399,036)	(568)	(3,327,638)	(3,384,091)	56,453
B4612	Metered Sales-Com	(1,613,010)	(1,629,320)	16,310	(1,697,246)	(1,762,317)	65,071	(1,826,174)	(1,767,638)	(58,536)
B4613	Metered Sales-Ind	(199,642)	(158,174)	(41,468)	(173,009)	(156,152)	(16,857)	(183,039)	(163,410)	(19,629)
B4614	Metered Sales-OPA	(535,806)	(583,375)	47,569	(658,314)	(687,381)	29,067	(714,748)	(741,312)	26,564
B4621	Public Fire Revenues	(228,101)	(226,100)	(2,001)	(227,993)	(226,100)	(1,893)	(226,388)	(226,100)	(288)
B4622	Private Fire Revenues	(140,568)	(138,700)	(1,868)	(141,219)	(138,700)	(2,519)	(140,163)	(138,700)	(1,463)
B466	Sales for Resale	(152,116)	(117,430)	(34,686)	(148,911)	(117,430)	(31,481)	(180,516)	(117,430)	(63,086)
B467	Interdept Sales	(1,514)	(1,514)	(1,514)	(1,514)	(1,571)	(1,571)	(2,006)	(2,006)	(2,006)
B470	Forfeited Discounts	0	0	0	0	0	0	0	0	0
B471	Misc Service Revenues	(253,379)	(203,092)	(50,287)	(259,380)	(196,254)	(63,126)	(257,804)	(195,084)	(62,720)
B472	Rents from Water Property	(7,446)	(23,142)	15,696	(12,639)	(23,142)	10,503	(7,308)	(23,142)	15,834
B474	Other Water Revenues	(23,390)	(23,390)	(23,390)	(29,027)	(29,027)	(29,027)	(27,151)	(27,151)	(2,876)
B5213	SWR Rev Flat Rate Ind	0	(138)	138	0	(138)	138	0	(138)	138
B5214	SWR Rev Flat Rate Pub Auth	(349)	(46)	(303)	(353)	(46)	(307)	(795)	(46)	(749)
B6012	Salaries-Emp Maint SS	5,614	5,614	5,614	5,848	5,848	5,848	6,502	6,502	6,502
B6013	Salaries-Emp Oper WT	148,040	148,040	148,040	131,902	131,902	131,902	130,586	130,586	130,586
B6014	Salaries-Emp Maint WT	7,203	7,203	7,203	6,931	6,931	6,931	8,832	8,832	8,832
B6015	Salaries-Emp Oper TD	159,656	159,656	159,656	144,841	144,841	144,841	158,631	158,631	158,631
B6016	Salaries-Emp Maint TD	171,353	171,353	171,353	82,099	82,099	82,099	88,875	88,875	88,875
B6017	Salaries-Emp CA	53,510	53,510	53,510	59,395	59,395	59,395	53,654	53,654	53,654
B6018	Salaries-Emp AG	149,731	653,839	(504,108)	135,285	637,307	(502,022)	195,485	665,064	(469,579)
B6048	Empl Pens & Ben AG	309,504	348,414	(38,910)	311,407	341,905	(30,498)	296,743	342,490	(45,747)
B6101	Purchased Water Oper SS	9,372	12,677	(3,305)	9,977	9,949	28	11,260	19,733	(8,473)
B6151	Purch Power Oper SS	29,888	377,037	(347,149)	26,931	407,647	(380,716)	25,995	379,292	(353,297)
B6153	Purch Power Oper WT	329,110	0	329,110	356,618	0	356,618	322,933	0	322,933
B6155	Purch Power Oper TD	16	0	16	18	0	18	15	0	15
B6161	Purch Fuel Oper SS	0	0	0	0	0	0	0	0	0
B6183	Chemicals Oper WT	166,561	210,889	(44,328)	209,757	265,768	(56,011)	174,843	285,608	(110,765)
B6201	M&S Oper SS	0	263	(263)	0	263	(263)	88	263	(175)
B6202	M&S Maint SS	10,307	53,250	(42,943)	4,140	15,350	(11,210)	59,066	8,750	50,316
B6203	M&S Oper WT	4,468	3,147	1,321	872	3,861	(2,989)	4,985	3,147	1,838
B6204	M&S Maint WT	20,740	5,500	15,240	51,652	5,500	46,152	14,646	5,500	9,146
B6205	M&S Oper TD	1,966	10,508	(8,542)	12,322	10,508	1,814	6,250	10,508	(4,258)
B6206	M&S Maint TD	19,753	17,405	2,348	45,330	17,405	27,925	81,718	17,405	64,313
B6208	M&S AG	6,480	4,689	1,791	7,490	4,689	2,801	12,512	5,939	6,573
B6328	Cont Serv Acct AG	15,371	18,095	(2,724)	9,767	18,095	(8,328)	7,884	18,095	(10,211)
B6337	Cont Serv Legal CA	0	0	0	1,257	0	1,257	(496)	0	(496)
B6338	Cont Serv Legal AG	4,084	16,317	(12,233)	(9,047)	16,317	(25,364)	55,490	16,317	39,173
B6348	Cont Serv Mgmt Fee AG	0	360,422	(360,422)	0	356,173	(356,173)	0	354,593	(354,593)
B6353	Cont Serv Other Oper WT	18,247	23,773	(5,526)	22,145	17,773	4,372	19,083	27,198	(8,115)
B6355	Cont Serv Other Oper TD	20,609	11,667	8,942	25,608	11,667	13,941	23,884	11,667	12,217
B6356	Cont Serv Other Maint TD	0	0	0	0	0	0	0	0	0
B6357	Cont Serv Other CA	11,653	14,204	(2,551)	14,590	14,204	386	4,365	14,204	(9,839)
B6358	Cont Serv Other AG	747,722	378,660	369,062	764,847	383,681	381,166	874,724	386,962	487,762
B6415	Rents-Real Prop Oper TD	(4,021)	387	(4,408)	0	387	(387)	303	387	(84)
B6425	Rents-Equipment Oper TD	100	387	(287)	0	387	(387)	0	387	(387)
B6428	Rents-Equipment AG	1,817	2,283	(466)	1,714	2,283	(569)	1,932	2,283	(351)
B6505	Transportation Oper TD	1,798	1,798	1,798	16	16	16	220	220	220
B6508	Transportation AG	37,889	54,318	(16,429)	34,438	54,318	(19,880)	39,028	54,318	(15,290)
B6568	Ins Vehicle AG	2,918	3,000	(82)	2,918	3,000	(82)	2,918	3,000	(82)
B6578	Ins Gen Liab AG	31,435	68,311	(36,876)	31,435	68,311	(36,876)	27,440	68,311	(40,871)
B6588	Ins Work Comp AG	10,371	0	10,371	10,244	0	10,244	10,001	0	10,001
B6598	Ins Other AG	15,665	0	15,665	11,801	0	11,801	11,683	0	11,683
B6608	Advertising AG	11,731	0	11,731	(2,081)	0	(2,081)	3,833	4,117	(284)
B6668	Reg Exp-Rate Case	24,029	23,777	252	24,029	23,777	252	24,029	23,777	252
B6678	Reg Exp-Other AG	1,299	777	522	1,299	777	522	1,299	777	522
B6707	Bad Debt Expense	17,091	57,820	(40,729)	1,544	61,158	(59,614)	233,093	61,586	171,507
B6751	Misc Exp Oper SS	233	4,419	(4,186)	4,353	4,419	(66)	25	4,783	(4,758)
B6753	Misc Exp Oper WT	33,291	57,634	(24,343)	29,451	46,425	(16,974)	40,561	46,387	(5,826)
B6754	Misc Exp Maint WT	12,890	14,152	(1,262)	14,491	14,152	339	14,223	14,152	71
B6755	Misc Exp Oper TD	15,246	14,174	1,072	19,436	13,809	5,627	16,615	14,335	2,280
B6756	Misc Exp Maint TD	16,436	30,324	(13,888)	119,977	30,324	89,653	37,075	35,324	1,751
B6757	Misc Exp CA	107,114	101,374	5,740	104,476	107,808	(3,332)	113,604	99,259	14,345
B6758	Misc Exp AG	86,597	133,618	(47,021)	119,733	119,918	(185)	109,300	169,402	(60,102)

Kentucky American Water Company  
Case No. 2012-00520  
Response to PSCDR1 Item 6a

Year-2010	Description	2010			2010			2010		
		October Actual	October Budget	Variance	November Actual	November Budget	Variance	December Actual	December Budget	Variance
B403	Depreciation Exp	897,946	1,022,145	(124,199)	901,163	1,023,177	(122,014)	751,809	1,023,260	(271,451)
B406	Amort UPAA	1,801	1,801	(0)	1,801	1,801	(0)	1,801	1,801	(0)
B4071	Amort-Ltd Term UP	7,262	6,833	429	7,262	6,833	429	7,262	6,833	429
B4072	Amort-Prop Losses	34,349	34,215	134	34,349	34,215	134	34,349	34,215	134
B40810	Tax Oth thn Inc-Reg Assess Fee	8,182	9,228	(1,046)	8,182	9,228	(1,046)	8,182	9,228	(1,046)
B40811	Tax Oth thn Inc-Property Tax	296,810	341,316	(44,506)	296,810	341,316	(44,506)	296,799	341,316	(44,517)
B40812	Tax Oth thn Inc-Payroll Tax	39,188	46,139	(6,951)	48,082	49,617	(1,535)	48,928	50,937	(2,009)
B40813	Tax Oth thn Inc-Other	15,768	0	15,768	5,000	0	5,000	5,000	0	5,000
B40910	Income Taxes-FIT Oper	1,001,801	1,057,973	(56,172)	705,901	729,973	(24,072)	698,000	526,973	171,027
B40911	Income Taxes-SIT Oper	177,380	149,996	27,384	(88,344)	102,996	(191,340)	264,500	72,996	191,504
B40920	Income Taxes-Oth Inc/Ded	(11,473)	0	(11,473)	(10,650)	0	(10,650)	(71,876)	0	(71,876)
B41010	Def Inc Tax-FIT	53,571	0	53,571	(37,401)	0	(37,401)	(397,060)	0	(397,060)
B41011	Def Inc Tax-SIT	6,764	0	6,764	199,807	0	199,807	(213,238)	0	(213,238)
B41211	ITC-Restored	(7,066)	0	(7,066)	(7,066)	0	(7,066)	(7,066)	0	(7,066)
B415	M&J Revenues	(26,199)	(26,199)	(25,073)	(25,073)	(25,073)	(10,882)	(10,882)	(10,882)	(10,882)
B416	M&J Expenses	7,892	7,892	6,561	6,561	6,561	385	385	385	385
B419	Interest & Dividend Income	(439)	(439)	(59)	(59)	(59)	(14)	(14)	(14)	(14)
B420	AFUDC	(31,499)	(90,824)	59,325	(52,835)	(92,824)	39,989	(44,733)	(113,824)	69,091
B426	Misc Nonutility Expense	48,610	30,662	17,948	47,094	29,138	17,956	201,171	29,138	172,033
B4272	Int Exp-Short Term Debt	8,420	47,165	(38,745)	7,081	16,368	(9,287)	6,039	38,987	(32,948)
B4273	Int Exp-LTD	877,550	998,741	(121,191)	877,550	998,741	(121,191)	877,550	998,741	(121,191)
B4275	Int Exp-Other	0	0	0	0	0	3,802	3,802	3,802	3,802
B428	Amort Debt Expense	11,072	15,417	(4,345)	11,152	15,417	(4,265)	11,085	15,417	(4,332)
B437	Dividends Declared - Pref Stk	38,231	(2)	38,233	38,231	(2)	38,233	38,231	(2)	38,233
B438	Dividends Declared - Com Stk	0	0	0	0	0	3,275,847	3,005,078	270,769	270,769
B4611	Metered Sales-Res	(4,295,638)	(4,410,996)	115,358	(3,448,487)	(3,785,699)	337,212	(3,329,957)	(3,587,794)	257,837
B4612	Metered Sales-Com	(2,025,955)	(2,274,443)	248,488	(1,804,635)	(1,972,832)	168,197	(1,571,468)	(1,787,791)	216,323
B4613	Metered Sales-Ind	(160,948)	(197,939)	36,991	(174,604)	(180,607)	6,003	(152,631)	(152,528)	(103)
B4614	Metered Sales-OPA	(687,623)	(914,984)	227,361	(640,077)	(797,974)	157,897	(410,787)	(628,552)	217,765
B4621	Public Fire Revenues	(275,059)	(301,998)	26,939	(276,149)	(301,998)	25,849	(303,106)	(301,998)	(1,108)
B4622	Private Fire Revenues	(180,609)	(185,259)	4,650	(168,626)	(185,259)	16,633	(202,381)	(185,259)	(17,122)
B466	Sales for Resale	(215,479)	(156,849)	(58,630)	(250,878)	(156,849)	(94,029)	(85,458)	(156,849)	71,391
B467	Interdept Sales	(2,006)	(2,006)	(2,198)	(2,198)	(2,198)	(1,040)	(1,040)	(1,040)	(1,040)
B470	Forfeited Discounts	0	0	0	0	0	0	0	0	0
B471	Misc Service Revenues	(224,988)	(200,908)	(24,080)	(236,114)	(204,548)	(31,566)	(215,245)	(193,602)	(21,643)
B472	Rents from Water Property	(7,308)	(23,142)	15,834	(7,433)	(23,142)	15,709	(7,439)	(23,142)	15,703
B474	Other Water Revenues	(22,319)	(22,319)	(23,643)	(23,643)	(23,643)	(29,929)	(29,929)	(29,929)	(29,929)
B5213	SWR Rev Flat Rate Ind	0	(138)	138	0	(138)	138	0	(138)	138
B5214	SWR Rev Flat Rate Pub Auth	(1,034)	(46)	(988)	(1,116)	(46)	(1,070)	(915)	(46)	(869)
B6012	Salaries-Emp Maint SS	6,806	6,806	6,806	7,111	7,111	3,643	3,643	3,643	3,643
B6013	Salaries-Emp Oper WT	132,899	132,899	246,513	246,513	246,513	184,726	184,726	184,726	184,726
B6014	Salaries-Emp Maint WT	7,281	7,281	3,586	3,586	3,586	5,444	5,444	5,444	5,444
B6015	Salaries-Emp Oper TD	159,072	159,072	233,481	233,481	233,481	191,909	191,909	191,909	191,909
B6016	Salaries-Emp Maint TD	88,400	88,400	121,020	121,020	121,020	77,488	77,488	77,488	77,488
B6017	Salaries-Emp CA	55,533	55,533	87,658	87,658	87,658	57,888	57,888	57,888	57,888
B6018	Salaries-Emp AG	105,717	624,808	(519,091)	(33,223)	687,291	(720,514)	163,458	713,730	(550,272)
B6048	Empl Pens & Ben AG	341,730	341,929	(199)	276,146	347,012	(70,866)	342,250	344,967	(2,717)
B6101	Purchased Water Oper SS	11,594	16,516	(4,922)	12,148	11,425	723	6,062	12,858	(6,796)
B6151	Purch Power Oper SS	22,319	450,730	(428,411)	38,692	394,652	(355,960)	60,145	310,769	(250,624)
B6153	Purch Power Oper WT	319,604	0	319,604	294,200	0	294,200	255,315	0	255,315
B6155	Purch Power Oper TD	14	0	14	16	0	16	18	0	18
B6161	Purch Fuel Oper SS	0	0	0	0	0	0	0	0	0
B6183	Chemicals Oper WT	186,095	275,997	(89,902)	119,504	185,269	(65,765)	160,595	174,718	(14,123)
B6201	M&S Oper SS	0	263	(263)	0	263	(263)	17	263	(246)
B6202	M&S Maint SS	(256)	9,250	(9,506)	14,714	9,250	5,464	(1,816)	9,250	(11,066)
B6203	M&S Oper WT	4,578	3,147	1,431	7,531	3,453	4,078	29,815	3,147	26,668
B6204	M&S Maint WT	20,827	9,900	10,927	29,177	5,500	23,677	62,289	12,100	50,189
B6205	M&S Oper TD	12,108	10,508	1,600	238	10,508	(10,270)	8,575	10,758	(2,183)
B6206	M&S Maint TD	23,686	17,405	6,281	15,595	17,886	(2,291)	92,937	18,886	74,051
B6208	M&S AG	4,666	4,789	(123)	840	4,689	(3,849)	6,031	5,939	92
B6328	Cont Serv Acct AG	8,055	18,095	(10,040)	7,743	18,095	(10,352)	7,743	18,095	(10,352)
B6337	Cont Serv Legal CA	(36)	(36)	(160)	(160)	(160)	181	181	181	181
B6338	Cont Serv Legal AG	22,216	16,317	5,899	18,719	16,317	2,402	93,054	16,317	76,737
B6348	Cont Serv Mgmt Fee AG	0	356,702	(356,702)	0	350,475	(350,475)	0	357,035	(357,035)
B6353	Cont Serv Other Oper WT	17,594	17,173	421	14,982	13,873	1,109	48,050	13,373	34,677
B6355	Cont Serv Other Oper TD	21,022	11,167	9,855	15,733	11,167	4,566	8,017	9,417	(1,400)
B6356	Cont Serv Other Maint TD	0	0	0	0	0	0	0	0	0
B6357	Cont Serv Other CA	17,870	14,204	3,666	7,911	14,204	(6,293)	3,939	14,204	(10,265)
B6358	Cont Serv Other AG	717,845	376,371	341,474	750,971	384,023	366,948	833,335	454,601	378,734
B6415	Rents-Real Prop Oper TD	0	387	(387)	274	387	(113)	550	387	163
B6425	Rents-Equipment Oper TD	0	387	(387)	0	387	(387)	0	387	(387)
B6428	Rents-Equipment AG	1,677	2,283	(606)	6,130	2,283	3,847	1,790	2,283	(493)
B6505	Transportation Oper TD	0	0	325	325	325	1,186	1,186	1,186	1,186
B6508	Transportation AG	30,838	54,318	(23,480)	32,999	54,318	(21,319)	49,616	54,318	(4,702)
B6568	Ins Vehicle AG	2,918	3,000	(82)	2,918	3,000	(82)	2,918	3,000	(82)
B6578	Ins Gen Liab AG	31,435	68,311	(36,876)	31,435	68,311	(36,876)	57,091	68,311	(11,220)
B6588	Ins Work Comp AG	10,177	0	10,177	9,304	0	9,304	9,888	0	9,888
B6598	Ins Other AG	11,683	0	11,683	11,683	0	11,683	11,683	0	11,683
B6608	Advertising AG	230	3,604	(3,374)	12,032	1,534	10,498	1,339	0	1,339
B6668	Reg Exp-Rate Case	24,029	23,777	252	24,029	23,777	252	256,582	33,556	223,026
B6678	Reg Exp-Other AG	1,299	777	522	1,299	777	522	27,157	1,333	25,824
B6707	Bad Debt Expense	10,845	78,904	(68,059)	136,967	72,159	64,808	64,872	68,364	(3,492)
B6751	Misc Exp Oper SS	7,754	4,419	3,335	3,709	4,419	(710)	10,533	4,419	6,114
B6753	Misc Exp Oper WT	38,080	51,287	(13,207)	36,671	45,500	(8,829)	39,207	46,194	(6,987)
B6754	Misc Exp Maint WT	16,215	14,152	2,063	14,201	14,152	49	26,894	14,152	12,742
B6755	Misc Exp Oper TD	15,833	13,883	1,950	16,514	22,375	(5,861)	19,087	25,111	(6,024)
B6756	Misc Exp Maint TD	62,425	30,324	32,101	44,183	30,324	13,859	53,487	30,324	23,163
B6757	Misc Exp CA	96,199	100,344	(4,145)	105,841	99,774	6,067	106,320	107,808	(1,488)
B6758	Misc Exp AG	136,190	134,754	1,436	114,256	100,402	13,854	127,499	120,604	6,895



Kentucky American Water Company  
Case No. 2012-00520  
Response to PSCDR1 Item 6a

Year-2011		2011	2011		2011	2011		2011	2011	
Account	Description	January	January	Variance	February	February	Variance	March	March	Variance
		Actual	Budget		Actual	Budget		Actual	Budget	
B403	Depreciation Exp	865,657	897,594	(31,937)	892,955	898,972	(6,017)	884,056	899,972	(15,916)
B406	Amort UPAA	1,801	1,801	(0)	1,801	1,801	(0)	1,801	1,801	(0)
B4071	Amort-Ltd Term UP	11,544	7,463	4,081	11,544	7,463	4,081	11,544	7,463	4,081
B4072	Amort-Prop Losses	4,757	4,757	(0)	4,757	4,757	(0)	4,757	4,757	(0)
B40810	Tax Oth thn Inc-Reg Assess Fee	8,182	9,166	(984)	8,182	9,166	(984)	8,182	9,166	(984)
B40811	Tax Oth thn Inc-Property Tax	296,810	355,000	(58,190)	931,681	355,000	576,681	361,228	355,000	6,228
B40812	Tax Oth thn Inc-Payroll Tax	64,460	59,276	5,184	48,236	50,385	(2,149)	47,260	49,863	(2,603)
B40813	Tax Oth thn Inc-Other	5,000		5,000	(5,000)			0		0
B40910	Income Taxes-FIT Oper	550,901	(376,352)	927,254	229,826	350,955	(121,129)	166,187	230,600	(64,413)
B40911	Income Taxes-SIT Oper	95,149	(74,845)	169,994	47,233	54,875	(7,642)	(58,860)	32,224	(91,084)
B40920	Income Taxes-Oth Inc/Ded	(18,920)		(18,920)	(4,306)		(4,306)	(6,469)		(6,469)
B41010	Def Inc Tax-FIT	3,699	800,529	(796,830)	29,922	112,816	(82,894)	372,404	275,934	96,470
B41011	Def Inc Tax-SIT	(2,331)	144,201	(146,532)	2,451	21,905	(19,454)	157,555	51,653	105,902
B41211	ITC-Restored	(7,066)		(7,066)	(7,066)		(7,066)	(7,066)		(7,066)
B415	M&J Revenues	(32,063)	932	(32,995)	(12,072)	(17,623)	5,551	(10,685)	(35,467)	24,782
B416	M&J Expenses	5,681	6,500	(819)	14,803	16,482	(1,679)	4,109	12,112	(8,003)
B420	AFUDC	(38,213)	(8,745)	(29,468)	10,241	(11,507)	21,748	(21,156)	(13,931)	(7,225)
B421	Nonutility Income	0		0	0		0	0		0
B426	Misc Nonutility Expense	79,984	146,857	(66,873)	12,521	8,050	4,471	28,883	16,650	12,233
B4272	Int Exp-Short Term Debt	5,204	12,244	(7,040)	5,672	11,521	(5,849)	6,167	14,123	(7,956)
B4273	Int Exp-LTD	877,550	840,149	37,401	877,550	822,401	55,149	876,958	821,810	55,148
B4275	Int Exp-Other	(3,429)		(3,429)	286		286	87		87
B428	Amort Debt Expense	11,085	10,115	970	11,085	10,115	970	11,085	10,115	970
B437	Dividends Declared - Pref Stk	38,231	71,013	(32,782)	38,231	71,013	(32,782)	38,231	71,013	(32,782)
B438	Dividends Declared - Com Stk	0	0	0	0	0	0	2,460,804	2,614,775	(153,971)
B4611	Metered Sales-Res	(3,555,721)	(3,404,409)	(151,312)	(3,186,388)	(3,176,066)	(10,322)	(3,320,411)	(3,386,722)	66,311
B4612	Metered Sales-Com	(1,636,467)	(1,496,548)	(139,919)	(1,563,442)	(1,492,278)	(71,164)	(1,581,238)	(1,597,600)	16,362
B4613	Metered Sales-Ind	(121,569)	(126,161)	4,592	(160,898)	(139,117)	(21,781)	(147,968)	(140,012)	(7,956)
B4614	Metered Sales-OPA	(354,918)	(466,996)	112,078	(458,089)	(478,729)	20,640	(448,125)	(479,016)	30,891
B4621	Public Fire Revenues	(262,080)	(260,213)	(1,867)	(278,843)	(285,532)	6,689	(278,883)	(290,441)	11,558
B4622	Private Fire Revenues	(190,758)	(160,507)	(30,251)	(190,981)	(175,856)	(15,125)	(189,570)	(178,832)	(10,738)
B466	Sales for Resale	(183,650)	(163,321)	(20,329)	(112,457)	(154,132)	41,675	(123,220)	(149,344)	26,124
B467	Interdept Sales	(1,201)		(1,201)	(1,043)		(1,043)	(984)		(984)
B471	Misc Service Revenues	(199,931)	(214,000)	14,069	(220,639)	(222,000)	1,361	(242,428)	(231,500)	(10,928)
B472	Rents from Water Property	(7,308)	(27,000)	19,692	(7,308)	(27,000)	19,692	(9,676)	(27,000)	17,324
B474	Other Water Revenues	(23,288)		(23,288)	(20,519)		(20,519)	(23,709)		(23,709)
B5213	SWR Rev Flat Rate Ind	0	(500)	500	0	(500)	500	0	(500)	500
B5214	SWR Rev Flat Rate Pub Auth	263	(486)	749	(1,094)	(632)	(462)	(750)	(463)	(287)
B6012	Salaries-Empl Maint SS	6,328		6,328	8,797		8,797	6,652		6,652
B6013	Salaries-Empl Oper WT	175,959		175,959	159,569		159,569	170,061		170,061
B6014	Salaries-Empl Maint WT	7,283		7,283	8,828		8,828	9,162		9,162
B6015	Salaries-Empl Oper TD	162,249		162,249	143,699		143,699	147,913		147,913
B6016	Salaries-Empl Maint TD	72,694		72,694	73,118		73,118	70,759		70,759
B6017	Salaries-Empl CA	64,078	0	64,078	71,272	0	71,272	64,083	0	64,083
B6018	Salaries-Empl AG	131,770	615,072	(483,302)	109,430	571,942	(462,512)	147,647	655,424	(507,777)
B6045	Empl Pens & Ben Oper TD	1,296		1,296	0		0	0		0
B6048	Empl Pens & Ben AG	295,732	311,505	(15,773)	290,086	311,763	(21,677)	302,756	312,469	(9,713)
B6101	Purchased Water Oper SS	13,500	8,440	5,060	15,257	9,908	5,349	9,728	11,597	(1,869)
B6151	Purch Power Oper SS	42,509	302,860	(260,351)	57,556	284,054	(226,498)	48,611	308,525	(259,914)
B6153	Purch Power Oper WT	274,806		274,806	346,865		346,865	226,531		226,531
B6155	Purch Power Oper TD	18		18	21		21	22		22
B6161	Purch Fuel Oper SS	0		0	0		0	0		0
B6183	Chemicals Oper WT	137,628	138,629	(1,001)	130,347	126,309	4,038	156,529	141,339	15,190
B6201	M&S Oper SS	(17)	0	(17)	0	0	0	0	0	0
B6202	M&S Maint SS	26,625	14,656	11,969	30,596	13,656	16,940	29,834	13,656	16,178
B6203	M&S Oper WT	8,222	3,845	4,377	7,000	5,170	1,830	3,382	3,855	(473)
B6204	M&S Maint WT	22,549	10,574	11,975	7,468	10,574	(3,106)	29,900	44,398	(14,498)
B6205	M&S Oper TD	5,028	8,662	(3,634)	11,370	9,589	1,781	6,033	9,689	(3,656)
B6206	M&S Maint TD	18,977	18,355	622	30,061	18,355	11,706	45,984	19,455	26,529
B6208	M&S AG	7,676	4,968	2,708	6,246	4,790	1,456	6,323	4,859	1,464
B6328	Cont Serv Acct AG	7,743	7,899	(156)	8,055	7,899	156	7,852	7,899	(47)
B6337	Cont Serv Legal CA	150		150	0		0	0		0
B6338	Cont Serv Legal AG	9,221	16,564	(7,343)	36,815	16,564	20,251	59,796	16,564	43,232
B6353	Cont Serv Other Oper WT	17,576	27,829	(10,253)	27,899	27,930	(31)	17,948	22,970	(5,022)
B6355	Cont Serv Other Oper TD	4,661	10,025	(5,364)	(625)	10,030	(10,655)	8,675	12,051	(3,376)
B6357	Cont Serv Other CA	16,651	7,693	8,958	3,133	7,588	(4,455)	7,839	7,757	82
B6358	Cont Serv Other AG	711,165	703,101	8,064	668,777	680,080	(11,303)	686,648	741,194	(54,546)
B6415	Rents-Real Prop Oper TD	150	400	(250)	400	400	350	3,014	400	2,614
B6428	Rents-Equipment AG	2,316	2,346	(30)	1,497	3,009	(1,512)	3,784	2,570	1,214
B6503	Transportation Oper WT	0		0	0		0	0		0
B6505	Transportation Oper TD	0	417	(417)	(1,186)	417	(1,603)	0	417	(417)
B6508	Transportation AG	39,375	39,685	(310)	58,209	37,823	20,386	37,063	39,556	(2,493)
B6568	Ins Vehicle AG	2,456	3,064	(608)	2,456	3,064	(608)	2,456	3,064	(608)
B6578	Ins Gen Liab AG	29,489	23,403	6,086	28,839	23,403	5,436	13,593	23,403	(9,810)
B6588	Ins Work Comp AG	11,397	10,827	570	11,542	10,827	715	11,615	10,827	788
B6598	Ins Other AG	10,719	21,996	(11,277)	12,239	21,996	(9,757)	9,199	21,996	(12,797)
B6608	Advertising AG	0	127	(127)	0	127	(127)	0	1,893	(1,893)
B6668	Reg Exp-Rate Case	16,011	27,956	(11,945)	16,522	27,956	(11,434)	16,113	27,956	(11,843)
B6678	Reg Exp-Other AG	1,179	2,868	(1,689)	1,179	2,868	(1,689)	1,178	2,868	(1,690)
B6707	Bad Debt Expense	87,859	52,296	35,563	(61,828)	52,773	(114,601)	114,295	52,783	61,512
B6751	Misc Exp Oper SS	2,487	4,630	(2,143)	7,464	4,630	2,834	3,456	4,630	(1,174)
B6753	Misc Exp Oper WT	48,433	55,108	(6,675)	41,901	45,284	(3,383)	36,261	46,631	(10,370)
B6754	Misc Exp Maint WT	17,422	14,732	2,690	16,000	14,732	1,268	15,843	14,732	1,111
B6755	Misc Exp Oper TD	30,208	23,787	6,421	23,965	24,957	(992)	17,069	25,224	(8,155)
B6756	Misc Exp Maint TD	51,850	32,381	19,469	30,564	32,381	(1,817)	35,002	32,381	2,621
B6757	Misc Exp CA	102,377	102,201	176	103,839	108,875	(5,036)	109,187	99,461	9,726
B6758	Misc Exp AG	93,545	123,618	(30,073)	74,017	104,165	(30,148)	94,198	104,890	(10,692)

Kentucky American Water Company  
Case No. 2012-00520  
Response to PSCDR1 Item 6a

Year-2011		2011	2011		2011	2011		2011	2011	
Account	Description	April	April	Variance	May	May	Variance	June	June	Variance
		Actual	Budget		Actual	Budget		Actual	Budget	
B403	Depreciation Exp	897,273	900,000	(2,727)	900,297	900,000	297	900,918	900,000	918
B406	Amort UPAA	1,801	1,801	(0)	713	1,801	(1,088)	713	1,801	(1,088)
B4071	Amort-Ltd Term UP	11,544	7,463	4,081	11,544	7,463	4,081	11,544	7,463	4,081
B4072	Amort-Prop Losses	4,757	4,757	(0)	4,757	4,757	(0)	4,757	4,757	(0)
B40810	Tax Oth thn Inc-Reg Assess Fee	8,182	9,166	(984)	8,182	9,166	(984)	8,182	9,166	(984)
B40811	Tax Oth thn Inc-Property Tax	361,201	355,000	6,201	361,359	355,000	6,359	370,637	355,000	15,637
B40812	Tax Oth thn Inc-Payroll Tax	43,279	45,613	(2,334)	46,766	47,950	(1,184)	46,746	47,660	(914)
B40813	Tax Oth thn Inc-Other	0	0	0	0	0	0	0	0	0
B40910	Income Taxes-FIT Oper	539,171	443,144	96,027	463,705	316,667	147,038	745,427	519,950	225,477
B40911	Income Taxes-SIT Oper	98,329	71,422	26,907	84,566	48,192	36,374	47,126	85,199	(38,073)
B40920	Income Taxes-Oth Inc/Ded	(6,980)	0	(6,980)	(11,012)	0	(11,012)	(17,528)	0	(17,528)
B41010	Def Inc Tax-FIT	(82,872)	24,705	(107,577)	137,145	238,548	(101,403)	141,889	203,637	(61,748)
B41011	Def Inc Tax-SIT	(18,119)	5,836	(23,955)	22,006	44,834	(22,828)	115,515	38,467	77,048
B41211	ITC-Restored	(7,066)	0	(7,066)	(7,066)	0	(7,066)	(7,066)	0	(7,066)
B415	M&J Revenues	(5,978)	(5,756)	(222)	(18,482)	(10,697)	(7,785)	(7,972)	(4,379)	(3,593)
B416	M&J Expenses	9,871	21,727	(11,856)	7,401	965	6,436	13,889	3,535	10,354
B420	AFUDC	(23,999)	(17,420)	(6,579)	(27,617)	(22,902)	(4,715)	(31,734)	(29,820)	(1,914)
B421	Nonutility Income	0	0	0	0	0	0	0	0	0
B426	Misc Nonutility Expense	15,213	18,140	(2,927)	43,054	39,630	3,424	41,710	43,766	(2,056)
B4272	Int Exp-Short Term Debt	7,305	14,658	(7,353)	6,581	339	6,242	6,977	2,297	4,680
B4273	Int Exp-LTD	859,802	822,654	37,148	859,788	953,138	(93,350)	859,802	953,138	(93,336)
B4275	Int Exp-Other	4	0	4	0	0	0	0	0	0
B428	Amort Debt Expense	5,877	4,907	970	5,877	4,907	970	5,877	4,907	970
B437	Dividends Declared - Pref Stk	38,231	71,013	(32,782)	38,231	71,013	(32,782)	38,231	71,013	(32,782)
B438	Dividends Declared - Com Stk	0	0	0	0	0	0	1,551,717	1,561,275	(9,558)
B4611	Metered Sales-Res	(3,111,859)	(3,249,687)	137,828	(3,493,088)	(3,475,258)	(17,830)	(4,128,190)	(3,895,556)	(232,634)
B4612	Metered Sales-Com	(1,524,172)	(1,538,705)	14,533	(1,716,631)	(1,681,977)	(34,654)	(1,859,661)	(1,782,608)	(77,053)
B4613	Metered Sales-Ind	(157,175)	(144,937)	(12,238)	(122,094)	(150,060)	27,966	(138,110)	(146,579)	8,469
B4614	Metered Sales-OPA	(463,415)	(488,603)	25,188	(529,857)	(530,573)	716	(584,952)	(603,143)	18,191
B4621	Public Fire Revenues	(279,127)	(297,269)	18,142	(279,072)	(292,065)	12,993	(279,587)	(305,588)	26,001
B4622	Private Fire Revenues	(188,468)	(182,971)	(5,497)	(188,440)	(179,816)	(8,624)	(190,990)	(188,014)	(2,976)
B466	Sales for Resale	(102,070)	(130,782)	28,712	(159,093)	(161,779)	2,686	(221,672)	(191,986)	(29,686)
B467	Interdept Sales	(1,358)	0	(1,358)	(1,323)	0	(1,323)	(1,350)	0	(1,350)
B471	Misc Service Revenues	(232,137)	(241,500)	9,363	(233,929)	(240,500)	6,571	(242,859)	(245,000)	2,141
B472	Rents from Water Property	(7,308)	(27,000)	19,692	(8,515)	(27,000)	18,485	(8,359)	(27,000)	18,641
B474	Other Water Revenues	(21,166)	0	(21,166)	(20,600)	0	(20,600)	(25,915)	0	(25,915)
B5213	SWR Rev Flat Rate Ind	0	0	0	0	(500)	500	0	(500)	500
B5214	SWR Rev Flat Rate Pub Auth	(698)	(639)	(59)	(667)	(596)	(71)	(515)	(566)	51
B6012	Salaries-Empl Maint SS	6,640	0	6,640	6,184	0	6,184	9,420	0	9,420
B6013	Salaries-Empl Oper WT	169,748	169,748	0	174,344	174,344	0	266,802	266,802	0
B6014	Salaries-Empl Maint WT	8,099	0	8,099	7,931	0	7,931	10,002	0	10,002
B6015	Salaries-Empl Oper TD	134,338	134,338	0	144,548	144,548	0	215,596	215,596	0
B6016	Salaries-Empl Maint TD	85,970	0	85,970	75,666	0	75,666	107,227	0	107,227
B6017	Salaries-Empl CA	60,609	0	60,609	59,936	0	59,936	75,399	0	75,399
B6018	Salaries-Empl AG	125,814	605,760	(479,946)	170,087	636,654	(466,567)	(29,970)	632,921	(662,891)
B6045	Empl Pens & Ben Oper TD	0	0	0	0	0	0	0	0	0
B6048	Empl Pens & Ben AG	286,201	301,471	(15,270)	297,417	302,320	(4,903)	266,387	303,994	(37,607)
B6101	Purchased Water Oper SS	8,894	5,731	3,163	19,281	14,196	5,085	20,621	7,265	13,356
B6151	Purch Power Oper SS	46,329	290,581	(244,252)	48,861	322,272	(273,411)	32,106	401,060	(368,954)
B6153	Purch Power Oper WT	199,979	199,979	0	228,409	228,409	0	296,019	296,019	0
B6155	Purch Power Oper TD	19	0	19	26	0	26	17	0	17
B6161	Purch Fuel Oper SS	0	0	0	0	0	0	5,414	0	5,414
B6183	Chemicals Oper WT	148,604	123,565	25,039	144,019	151,333	(7,314)	183,199	152,404	30,795
B6201	M&S Oper SS	0	0	0	0	0	0	573	0	573
B6202	M&S Maint SS	37,227	20,235	16,992	31,663	21,641	10,022	44,850	13,656	31,194
B6203	M&S Oper WT	4,126	4,270	(144)	5,010	3,870	1,140	1,585	3,970	(2,385)
B6204	M&S Maint WT	32,777	72,991	(40,214)	19,630	15,239	4,391	16,105	55,614	(39,509)
B6205	M&S Oper TD	10,272	9,789	483	9,116	9,789	(673)	7,394	9,789	(2,395)
B6206	M&S Maint TD	56,704	17,955	38,749	(30,231)	17,955	(48,186)	55,930	17,955	37,975
B6208	M&S AG	6,592	4,939	1,653	10,268	5,409	4,859	4,592	4,847	(255)
B6328	Cont Serv Acct AG	7,743	7,899	(156)	12,987	7,899	5,088	8,309	7,899	410
B6337	Cont Serv Legal CA	0	0	0	1,033	0	1,033	0	0	0
B6338	Cont Serv Legal AG	39,220	16,564	22,656	47,707	16,564	31,143	(10,245)	16,564	(26,809)
B6353	Cont Serv Other Oper WT	17,564	27,180	(9,616)	16,805	38,164	(21,359)	28,514	39,018	(10,504)
B6355	Cont Serv Other Oper TD	14,617	12,051	2,566	12,049	12,051	(2)	21,397	12,051	9,346
B6357	Cont Serv Other CA	5,148	7,620	(2,472)	8,052	7,581	471	10,578	7,593	2,985
B6358	Cont Serv Other AG	633,791	696,353	(62,562)	680,298	705,643	(25,345)	638,694	727,381	(88,687)
B6415	Rents-Real Prop Oper TD	0	400	(400)	457	400	57	309	400	(91)
B6428	Rents-Equipment AG	2,440	2,570	(130)	2,437	2,571	(134)	1,010	2,578	(1,568)
B6503	Transportation Oper WT	0	0	0	0	0	0	0	0	0
B6505	Transportation Oper TD	0	417	(417)	0	417	(417)	11	417	(406)
B6508	Transportation AG	32,423	38,141	(5,718)	58,360	37,925	20,435	58,352	41,350	17,002
B6568	Ins Vehicle AG	2,456	3,064	(608)	2,456	3,064	(608)	2,456	3,064	(608)
B6578	Ins Gen Liab AG	28,839	23,403	5,436	28,434	23,403	5,031	9,377	23,403	(14,026)
B6588	Ins Work Comp AG	11,471	10,827	644	11,495	10,827	668	10,490	10,827	(337)
B6598	Ins Other AG	10,720	21,996	(11,276)	10,717	21,996	(11,279)	11,345	21,996	(10,651)
B6608	Advertising AG	0	834	(834)	2,309	7,014	(4,705)	4,116	2,426	1,690
B6668	Reg Exp-Rate Case	16,113	27,956	(11,843)	18,678	27,956	(9,278)	17,531	27,956	(10,425)
B6678	Reg Exp-Other AG	1,179	2,868	(1,689)	1,179	2,868	(1,689)	1,179	2,868	(1,689)
B6707	Bad Debt Expense	(7,517)	56,296	(63,813)	120,006	53,902	66,104	58,110	58,566	(456)
B6751	Misc Exp Oper SS	5,087	4,630	457	6,565	6,109	456	6,912	4,282	2,630
B6753	Misc Exp Oper WT	51,961	51,231	730	33,528	47,617	(14,089)	32,737	44,698	(11,961)
B6754	Misc Exp Maint WT	15,068	14,732	336	14,408	14,732	(324)	14,563	14,732	(169)
B6755	Misc Exp Oper TD	16,844	20,740	(3,896)	15,234	21,033	(5,799)	15,660	21,279	(5,619)
B6756	Misc Exp Maint TD	36,097	32,381	3,716	41,340	35,412	5,928	30,649	32,381	(1,732)
B6757	Misc Exp CA	92,997	101,401	(8,404)	104,721	99,753	4,968	105,951	99,753	6,198
B6758	Misc Exp AG	99,408	120,677	(21,269)	117,225	116,291	934	172,923	125,317	47,606

Kentucky American Water Company  
Case No. 2012-00520  
Response to PSCDR1 Item 6a

Year-2011		2011	2011		2011	2011		2011	2011	
Account	Description	July	July	Variance	August	August	Variance	September	September	Variance
		Actual	Budget		Actual	Budget		Actual	Budget	
B403	Depreciation Exp	904,292	902,060	2,232	906,736	914,926	(8,190)	912,603	915,297	(2,694)
B406	Amort UPAA	713	1,801	(1,088)	713	1,801	(1,088)	713	1,801	(1,088)
B4071	Amort-Ltd Term UP	11,544	7,463	4,081	11,544	7,463	4,081	11,544	7,463	4,081
B4072	Amort-Prop Losses	4,757	4,757	(0)	4,757	4,757	(0)	4,757	4,757	(0)
B40810	Tax Oth thn Inc-Reg Assess Fee	9,438	9,166	272	9,438	9,166	272	9,438	9,166	272
B40811	Tax Oth thn Inc-Property Tax	361,359	355,000	6,359	352,081	355,000	(2,919)	36,762	355,000	(318,238)
B40812	Tax Oth thn Inc-Payroll Tax	44,229	46,254	(2,025)	47,763	49,561	(1,798)	45,079	47,124	(2,045)
B40813	Tax Oth thn Inc-Other	0	0	0	0	0	0	0	0	0
B40910	Income Taxes-FIT Oper	1,354,428	984,811	369,618	670,822	755,757	(84,935)	14,680,642	575,722	14,104,921
B40911	Income Taxes-SIT Oper	247,008	170,296	76,712	122,338	128,222	(5,884)	6,389,140	95,388	6,293,752
B40920	Income Taxes-Oth Inc/Ded	4,597	4,597	(0)	(16,789)	(16,789)	(0)	(13,943)	(13,943)	(0)
B41010	Def Inc Tax-FIT	(91,241)	19,486	(110,727)	365,085	256,664	108,421	(13,725,690)	352,674	(14,078,364)
B41011	Def Inc Tax-SIT	(19,645)	4,884	(24,529)	63,575	48,138	15,437	(6,213,176)	65,648	(6,278,824)
B41211	ITC-Restored	(7,066)	(7,066)	(0)	(7,066)	(7,066)	(0)	(7,066)	(7,066)	(0)
B415	M&J Revenues	(29,815)	(2,421)	(27,394)	(10,671)	9,515	(20,186)	(16,991)	(12,200)	(4,791)
B416	M&J Expenses	9,535	3,786	5,749	15,172	5,887	9,285	17,715	1,906	15,809
B420	AFUDC	(36,879)	(37,996)	1,117	(42,916)	(49,340)	6,424	(44,220)	(60,622)	16,402
B421	Nonutility Income	0	0	0	0	0	0	(19,049,545)	(19,049,545)	(0)
B426	Misc Nonutility Expense	11,026	9,300	1,726	44,668	12,550	32,118	19,090,645	18,000	19,072,645
B4272	Int Exp-Short Term Debt	6,864	2,661	4,203	6,326	2,313	4,013	6,582	3,347	3,235
B4273	Int Exp-LTD	859,802	961,945	(102,143)	859,802	961,959	(102,157)	859,802	961,935	(102,133)
B4275	Int Exp-Other	14	14	0	0	0	0	0	0	0
B428	Amort Debt Expense	5,877	4,907	970	5,877	4,907	970	5,877	4,907	970
B437	Dividends Declared - Pref Stk	38,231	71,013	(32,782)	38,231	71,013	(32,782)	38,231	71,013	(32,782)
B438	Dividends Declared - Com Stk	0	0	0	0	0	0	2,445,130	2,047,889	397,241
B4611	Metered Sales-Res	(4,357,174)	(4,402,081)	44,907	(3,908,560)	(4,297,215)	388,655	(3,701,903)	(4,076,244)	374,341
B4612	Metered Sales-Com	(2,197,376)	(1,959,101)	(238,275)	(2,165,000)	(2,111,213)	(53,787)	(1,955,979)	(1,957,669)	1,690
B4613	Metered Sales-Ind	(233,687)	(189,292)	(44,395)	(213,188)	(192,469)	(20,719)	(203,933)	(180,337)	(23,596)
B4614	Metered Sales-OPA	(718,370)	(626,948)	(91,422)	(729,901)	(706,111)	(23,790)	(688,293)	(784,325)	96,032
B4621	Public Fire Revenues	(281,968)	(324,438)	42,470	(279,675)	(321,233)	41,558	(281,096)	(333,163)	52,067
B4622	Private Fire Revenues	(218,045)	(199,440)	(18,605)	(204,884)	(197,497)	(7,387)	(188,496)	(204,729)	16,233
B466	Sales for Resale	(217,053)	(243,919)	26,866	(188,748)	(211,364)	22,616	(184,868)	(198,392)	13,524
B467	Interdept Sales	(1,370)	(1,370)	(0)	(1,180)	(1,180)	(0)	(1,350)	(1,350)	(0)
B471	Misc Service Revenues	(247,597)	(252,500)	4,903	(254,524)	(253,000)	(1,524)	(267,756)	(250,000)	(17,756)
B472	Rents from Water Property	(7,609)	(27,000)	19,391	(7,609)	(27,000)	19,391	(7,609)	(27,000)	19,391
B474	Other Water Revenues	(28,898)	(28,898)	(0)	(31,196)	(31,196)	(0)	(26,184)	(26,184)	(0)
B5213	SWR Rev Flat Rate Ind	0	(500)	500	0	(500)	500	0	(500)	500
B5214	SWR Rev Flat Rate Pub Auth	(286)	(362)	76	0	(548)	548	0	(650)	650
B6012	Salaries-Empl Maint SS	6,328	6,328	(0)	4,938	4,938	(0)	3,596	3,596	(0)
B6013	Salaries-Empl Oper WT	185,529	185,529	(0)	183,811	183,811	(0)	186,921	186,921	(0)
B6014	Salaries-Empl Maint WT	7,468	7,468	(0)	7,225	7,225	(0)	5,429	5,429	(0)
B6015	Salaries-Empl Oper TD	167,830	167,830	(0)	136,872	136,872	(0)	140,512	140,512	(0)
B6016	Salaries-Empl Maint TD	60,978	60,978	(0)	75,349	75,349	(0)	68,220	68,220	(0)
B6017	Salaries-Empl CA	49,812	8,833	40,979	58,067	8,833	49,234	47,704	8,833	38,871
B6018	Salaries-Empl AG	145,850	613,778	(467,928)	184,319	660,479	(476,160)	185,914	636,718	(450,804)
B6045	Empl Pens & Ben Oper TD	0	0	0	0	0	0	0	0	0
B6048	Empl Pens & Ben AG	286,931	316,958	(30,027)	299,212	311,883	(12,672)	287,575	309,423	(21,848)
B6101	Purchased Water Oper SS	21,268	8,996	12,272	12,644	6,167	6,477	55,174	16,312	38,862
B6151	Purch Power Oper SS	66,514	416,883	(350,369)	49,297	423,103	(373,806)	45,519	400,416	(354,897)
B6153	Purch Power Oper WT	226,393	226,393	(0)	355,421	355,421	(0)	278,771	278,771	(0)
B6155	Purch Power Oper TD	13	13	(0)	18	18	(0)	17	17	(0)
B6161	Purch Fuel Oper SS	0	0	0	0	0	0	0	0	0
B6183	Chemicals Oper WT	204,630	151,215	53,415	175,780	206,654	(30,874)	171,198	182,309	(11,111)
B6201	M&S Oper SS	0	0	0	0	0	0	0	0	0
B6202	M&S Maint SS	(97,893)	13,656	(111,549)	(22,916)	15,024	(37,940)	(864)	72,744	(73,608)
B6203	M&S Oper WT	6,080	3,870	2,210	6,656	4,501	2,155	9,244	4,320	4,924
B6204	M&S Maint WT	34,962	10,574	24,388	22,884	10,574	12,310	31,868	12,574	19,294
B6205	M&S Oper TD	9,591	9,687	(96)	8,114	9,688	(1,574)	17,234	9,688	7,546
B6206	M&S Maint TD	37,864	17,955	19,909	17,275	19,455	(2,180)	29,956	19,455	10,501
B6208	M&S AG	5,063	4,966	97	6,405	5,254	1,151	11,198	6,417	4,781
B6328	Cont Serv Acct AG	9,735	7,899	1,836	7,785	7,899	(114)	7,779	7,899	(120)
B6337	Cont Serv Legal CA	0	0	0	0	0	0	0	0	0
B6338	Cont Serv Legal AG	6,198	16,564	(10,366)	39,245	16,564	22,681	(498)	16,564	(17,062)
B6353	Cont Serv Other Oper WT	13,232	29,739	(16,507)	32,341	21,858	10,483	32,226	21,858	10,368
B6355	Cont Serv Other Oper TD	25,452	11,546	13,906	11,294	11,546	(252)	15,709	11,546	4,163
B6357	Cont Serv Other CA	5,550	7,634	(2,084)	6,125	7,743	(1,618)	4,635	7,760	(3,125)
B6358	Cont Serv Other AG	641,576	712,211	(70,635)	660,156	737,132	(76,976)	653,214	720,222	(67,009)
B6415	Rents-Real Prop Oper TD	100	400	(300)	100	400	(300)	308	400	(92)
B6428	Rents-Equipment AG	1,401	2,338	(937)	2,023	2,778	(755)	3,063	2,362	701
B6503	Transportation Oper WT	0	0	0	0	0	0	0	0	0
B6505	Transportation Oper TD	801	417	384	(114)	417	(531)	0	417	(417)
B6508	Transportation AG	20,062	40,436	(20,374)	29,738	39,446	(9,708)	(50,383)	38,273	(88,656)
B6568	Ins Vehicle AG	2,456	3,064	(608)	2,456	3,064	(608)	2,456	3,064	(608)
B6578	Ins Gen Liab AG	28,443	23,403	5,040	28,443	23,403	5,040	33,552	23,403	10,149
B6588	Ins Work Comp AG	11,461	10,827	634	11,235	10,827	408	11,354	10,827	527
B6598	Ins Other AG	10,730	21,996	(11,266)	10,730	21,996	(11,266)	10,832	21,996	(11,164)
B6608	Advertising AG	0	1,293	(1,293)	0	127	(127)	0	1,893	(1,893)
B6668	Reg Exp-Rate Case	16,653	27,956	(11,303)	16,569	27,956	(11,387)	16,566	27,956	(11,390)
B6678	Reg Exp-Other AG	1,179	2,868	(1,689)	1,179	2,868	(1,689)	1,179	2,868	(1,689)
B6707	Bad Debt Expense	67,972	67,102	870	(23,692)	68,905	(92,597)	139,649	69,206	70,443
B6751	Misc Exp Oper SS	4,735	4,897	(162)	6,210	3,283	2,927	1,910	4,579	(2,669)
B6753	Misc Exp Oper WT	27,212	51,900	(24,688)	71,741	45,700	26,041	40,346	45,323	(4,977)
B6754	Misc Exp Maint WT	15,351	14,732	619	18,287	14,732	3,555	15,532	14,732	800
B6755	Misc Exp Oper TD	9,283	20,129	(10,846)	12,937	20,129	(7,192)	18,119	20,279	(2,160)
B6756	Misc Exp Maint TD	34,844	32,381	2,463	23,832	32,381	(8,549)	36,099	37,433	(1,334)
B6757	Misc Exp CA	107,392	101,401	5,991	99,365	99,753	(388)	113,750	99,753	13,997
B6758	Misc Exp AG	116,956	152,728	(35,772)	111,272	111,114	158	137,399	107,710	29,689

Kentucky American Water Company  
Case No. 2012-00520  
Response to PSCDR1 Item 6a

Year-2011		2011	2011		2011	2011		2011	2011	
Account	Description	October	October	Variance	November	November	Variance	December	December	Variance
		Actual	Budget		Actual	Budget		Actual	Budget	
B403	Depreciation Exp	917,658	915,387	2,271	922,412	1,012,275	(89,864)	924,803	1,012,379	(87,576)
B406	Amort UPAA	713	1,801	(1,088)	713	1,801	(1,088)	607	1,801	(1,194)
B4071	Amort-Ltd Term UP	11,544	7,463	4,081	11,544	7,463	4,081	11,544	7,463	4,081
B4072	Amort-Prop Losses	4,757	4,757	(0)	4,757	4,757	(0)	4,757	4,757	(0)
B40810	Tax Oth thn Inc-Reg Assess Fee	9,438	9,166	272	9,438	9,166	272	9,438	9,166	272
B40811	Tax Oth thn Inc-Property Tax	325,161	355,000	(29,839)	325,427	355,000	(29,573)	333,489	355,000	(21,511)
B40812	Tax Oth thn Inc-Payroll Tax	40,292	44,093	(3,801)	44,667	46,951	(2,284)	43,873	46,861	(2,988)
B40813	Tax Oth thn Inc-Other	101		101	(76)		(76)	11,116		11,116
B40910	Income Taxes-FIT Oper	831,939	931,098	(99,160)	2,576,464	523,084	2,053,380	(1,806,247)	416,485	(2,222,732)
B40911	Income Taxes-SIT Oper	151,721	160,415	(8,694)	(6,510,978)	86,020	(6,596,998)	(312,003)	66,462	(378,465)
B40920	Income Taxes-Oth Inc/Ded	(9,372)		(9,372)	(37,633)		(37,633)	(4,487,624)		(4,487,624)
B41010	Def Inc Tax-FIT	121,735	20,713	101,022	(2,137,371)	76,702	(2,214,073)	2,066,190	(8,324)	2,074,514
B41011	Def Inc Tax-SIT	19,196	5,107	14,089	6,586,641	15,319	6,571,322	336,299	(187)	336,486
B41211	ITC-Restored	(7,066)		(7,066)	(7,066)		(7,066)	(7,066)		(7,066)
B415	M&J Revenues	20,407	(1,567)	21,974	(30,054)	(1,436)	(28,618)	(14,390)	4,545	(18,935)
B416	M&J Expenses	6,490	3,237	3,253	17,344	3,753	13,591	12,840	4,962	7,878
B420	AFUDC	(46,233)	(71,021)	24,788	(50,517)	(50,180)	(337)	(58,839)	(56,824)	(2,015)
B421	Nonutility Income	0		0	0		0	0		0
B426	Misc Nonutility Expense	5,499	7,100	(1,601)	101,123	9,100	92,023	39,036	7,150	31,886
B4272	Int Exp-Short Term Debt	7,171	4,165	3,006	5,318	3,361	1,957	2,417	6,779	(4,362)
B4273	Int Exp-LTD	859,802	965,042	(105,240)	887,858	965,027	(77,169)	943,969	964,994	(21,025)
B4275	Int Exp-Other	0		0	0		0	0		0
B428	Amort Debt Expense	5,877	4,907	970	5,877	4,907	970	5,877	4,907	970
B437	Dividends Declared - Pref Stk	38,231	71,013	(32,782)	38,231	71,013	(32,782)	38,231	71,013	(32,782)
B438	Dividends Declared - Com Stk	0	0	0	0	0	0	7,115,955	3,707,747	3,408,208
B4611	Metered Sales-Res	(3,850,962)	(4,162,121)	311,159	(3,125,868)	(3,601,751)	475,883	(3,120,835)	(3,431,505)	310,670
B4612	Metered Sales-Com	(1,874,287)	(1,966,101)	91,814	(1,531,451)	(1,670,458)	139,007	(1,356,213)	(1,465,362)	109,149
B4613	Metered Sales-Ind	(178,240)	(175,598)	(2,642)	(151,096)	(151,257)	161	(140,425)	(134,278)	(6,147)
B4614	Metered Sales-OPA	(619,962)	(691,971)	72,009	(430,898)	(569,522)	138,624	(375,620)	(489,977)	114,357
B4621	Public Fire Revenues	(280,092)	(317,386)	37,294	(280,130)	(291,509)	11,379	(280,454)	(298,477)	18,023
B4622	Private Fire Revenues	(184,007)	(195,165)	11,158	(193,514)	(179,479)	(14,035)	(197,225)	(183,703)	(13,522)
B466	Sales for Resale	(156,721)	(184,634)	27,913	(116,379)	(167,450)	51,071	(137,497)	(151,088)	13,591
B467	Interdept Sales	(1,423)		(1,423)	(1,128)		(1,128)	(1,221)		(1,221)
B471	Misc Service Revenues	(235,160)	(238,000)	2,840	(243,306)	(233,500)	(9,806)	(223,589)	(218,500)	(5,089)
B472	Rents from Water Property	(7,609)	(27,000)	19,391	(7,609)	(27,000)	19,391	(7,609)	(27,000)	19,391
B474	Other Water Revenues	(25,666)		(25,666)	(25,593)		(25,593)	(23,722)		(23,722)
B5213	SWR Rev Flat Rate Ind	0	(500)	500	0	(500)	500	0	(500)	500
B5214	SWR Rev Flat Rate Pub Auth	0	(602)	602	0	(594)	594	0	(625)	625
B6012	Salaries-Empl Maint SS	4,890		4,890	7,209		7,209	4,496		4,496
B6013	Salaries-Empl Oper WT	181,448		181,448	273,361		273,361	200,754		200,754
B6014	Salaries-Empl Maint WT	5,705		5,705	8,523		8,523	6,757		6,757
B6015	Salaries-Empl Oper TD	132,643		132,643	221,103		221,103	154,770		154,770
B6016	Salaries-Empl Maint TD	73,556		73,556	100,811		100,811	73,369		73,369
B6017	Salaries-Empl CA	48,105	11,977	36,128	63,597	11,977	51,620	35,384	11,977	23,407
B6018	Salaries-Empl AG	138,082	604,001	(465,919)	(23,592)	660,422	(684,014)	327,539	659,378	(331,839)
B6045	Empl Pens & Ben Oper TD	0		0	0		0	0		0
B6048	Empl Pens & Ben AG	272,488	311,814	(39,326)	232,663	312,726	(80,063)	305,868	317,765	(11,897)
B6101	Purchased Water Oper SS	(5,469)		(5,469)	12,977		12,977	20,546		20,546
B6151	Purch Power Oper SS	46,727	329,453	(282,726)	40,951	292,121	(251,170)	43,191	273,335	(230,144)
B6153	Purch Power Oper WT	213,296		213,296	219,310		219,310	223,315		223,315
B6155	Purch Power Oper TD	13		13	18		18	26		26
B6161	Purch Fuel Oper SS	0		0	0		0	0		0
B6183	Chemicals Oper WT	140,033	202,544	(62,511)	148,330	138,185	10,145	145,169	134,374	10,795
B6201	M&S Oper SS	0		0	0		0	0		0
B6202	M&S Maint SS	18,949	13,656	5,293	10,942	13,656	(2,714)	5,183	13,656	(8,473)
B6203	M&S Oper WT	3,939	3,845	94	7,031	4,300	2,731	4,692	3,970	722
B6204	M&S Maint WT	33,273	15,106	18,167	19,474	10,574	8,900	46,313	17,372	28,941
B6205	M&S Oper TD	10,513	9,688	825	20,665	9,688	10,977	10,814	9,797	1,017
B6206	M&S Maint TD	29,824	17,955	11,869	23,268	17,955	5,313	49,846	18,955	30,891
B6208	M&S AG	5,917	5,036	881	7,990	5,253	2,737	10,087	6,414	3,673
B6328	Cont Serv Acct AG	7,779	7,899	(120)	7,779	7,899	(120)	7,779	7,899	(120)
B6337	Cont Serv Legal CA	0		0	0		0	0		0
B6338	Cont Serv Legal AG	20,329	16,564	3,765	33,432	16,564	16,868	20,417	16,564	3,853
B6353	Cont Serv Other Oper WT	21,171	20,688	483	16,424	17,970	(1,546)	20,123	16,970	3,153
B6355	Cont Serv Other Oper TD	10,735	11,546	(811)	13,973	11,546	2,427	12,368	9,778	2,590
B6357	Cont Serv Other CA	9,607	7,857	1,750	5,751	7,726	(1,975)	16,222	7,568	8,654
B6358	Cont Serv Other AG	560,724	702,320	(141,597)	572,162	709,302	(137,141)	788,411	762,768	25,643
B6415	Rents-Real Prop Oper TD	0	400	(400)	0	400	(400)	200	400	(200)
B6428	Rents-Equipment AG	573	2,570	(1,998)	3,050	2,570	480	3,050	2,570	480
B6503	Transportation Oper WT	70		70	0		0	0		0
B6505	Transportation Oper TD	0	417	(417)	0	417	(417)	0	417	(417)
B6508	Transportation AG	37,521	37,003	518	43,019	34,383	8,636	111,819	36,416	75,403
B6568	Ins Vehicle AG	2,456	3,064	(608)	2,456	3,064	(608)	2,456	3,064	(608)
B6578	Ins Gen Liab AG	28,443	23,403	5,040	28,443	23,403	5,040	29,618	23,403	6,215
B6588	Ins Work Comp AG	11,311	10,827	484	10,097	10,827	(730)	11,999	10,827	1,172
B6598	Ins Other AG	10,730	21,996	(11,266)	10,730	21,996	(11,266)	10,730	21,996	(11,266)
B6608	Advertising AG	1,964	5,659	(3,695)	0	127	(127)	0	127	(127)
B6668	Reg Exp-Rate Case	16,566	27,956	(11,390)	16,566	27,956	(11,390)	16,566	27,956	(11,390)
B6678	Reg Exp-Other AG	1,179	2,868	(1,689)	1,179	2,868	(1,689)	1,179	3,441	(2,262)
B6707	Bad Debt Expense	5,662	65,913	(60,251)	157,056	60,801	96,255	(43,406)	57,207	(100,613)
B6751	Misc Exp Oper SS	9,163	5,641	3,522	4,152	3,619	533	7,582	4,630	2,952
B6753	Misc Exp Oper WT	61,773	50,644	11,129	39,977	46,705	(6,918)	93,124	48,013	45,111
B6754	Misc Exp Maint WT	15,958	14,732	1,226	29,780	14,732	13,718	17,880	14,732	3,148
B6755	Misc Exp Oper TD	9,843	20,129	(10,286)	15,513	20,629	(5,116)	20,579	22,233	(1,654)
B6756	Misc Exp Maint TD	27,588	32,381	(4,793)	9,389	32,381	(22,992)	74,552	32,381	42,171
B6757	Misc Exp CA	106,684	101,401	5,283	99,443	99,753	(310)	96,826	99,753	(2,927)
B6758	Misc Exp AG	129,283	147,089	(17,806)	106,431	96,655	9,776	118,177	115,596	2,581

Kentucky-American Water Company  
Case No. 2012-00520  
Response to PSCDR1 Item 6a  
Year: 2008

Account	Description	Actual	Budget	Variance
B403	Depreciation Exp	7,223,994	8,021,081	(797,087)
B406	Amort UPAA	22,668	0	22,668
B4071	Amort-Ltd Term UP	77,270	0	77,270
B4072	Amort-Prop Losses	412,188	410,580	1,608
B40810	Tax Oth thn Inc-Reg Assess Fee	84,107	91,656	(7,549)
B40811	Tax Oth thn Inc-Property Tax	2,576,598	2,841,252	(264,654)
B40812	Tax Oth thn Inc-Payroll Tax	510,424	534,422	(23,998)
B40813	Tax Oth thn Inc-Other	431	2,800	(2,369)
B40910	Income Taxes-FIT Oper	3,042,421	2,428,534	613,887
B40911	Income Taxes-SIT Oper	471,949	661,227	(189,278)
B40920	Income Taxes-Oth Inc/Ded	(53,760)	(146,359)	92,599
B41010	Def Inc Tax-FIT	2,202,828	1,920,399	282,429
B41011	Def Inc Tax-SIT	413,356	(12,722)	426,078
B41211	ITC-Restored	(84,797)	(84,797)	(0)
B415	M&J Revenues	(128,795)	0	(128,795)
B416	M&J Expenses	125,412	0	125,412
B419	Interest & Dividend Income	(5,843)	0	(5,843)
B420	AFUDC	(1,918,748)	(2,191,518)	272,770
B426	Misc Nonutility Expense	278,290	363,381	(85,091)
B4272	Int Exp-Short Term Debt	761,822	1,045,249	(283,427)
B4273	Int Exp-LTD	5,312,170	5,900,277	(588,107)
B4275	Int Exp-Other	3	0	3
B428	Amort Debt Expense	89,540	71,448	18,092
B437	Dividends Declared - Pref Stk	459,457	459,900	(443)
B438	Dividends Declared - Com Stk	6,003,108	4,882,323	1,120,785
B4611	Metered Sales-Res	(31,049,256)	(30,529,500)	(519,756)
B4612	Metered Sales-Com	(14,672,074)	(15,312,175)	640,101
B4613	Metered Sales-Ind	(1,466,196)	(1,875,230)	409,034
B4614	Metered Sales-OPA	(4,910,140)	(4,516,895)	(393,245)
B4621	Public Fire Revenues	(2,333,248)	(1,225,032)	(1,108,216)
B4622	Private Fire Revenues	(1,354,716)	(2,332,380)	977,664
B466	Sales for Resale	(1,435,277)	(1,494,452)	59,175
B471	Misc Service Revenues	(2,412,054)	(1,890,078)	(521,976)
B472	Rents from Water Property	(105,144)	(86,354)	(18,790)
B474	Other Water Revenues	(35,077)	0	(35,077)
B5211	SWR Rev Flat Rate Res	13	0	13
B5213	SWR Rev Flat Rate Ind	(1,500)	0	(1,500)
B6012	Salaries-Empl Maint SS	152,927	0	152,927
B6013	Salaries-Empl Oper WT	1,547,714	0	1,547,714
B6014	Salaries-Empl Maint WT	83,991	0	83,991
B6015	Salaries-Empl Oper TD	1,951,839	0	1,951,839
B6016	Salaries-Empl Maint TD	724,454	0	724,454
B6017	Salaries-Empl CA	811,321	0	811,321
B6018	Salaries-Empl AG	1,244,624	6,735,008	(5,490,384)
B6048	Empl Pens & Ben AG	2,582,003	2,735,313	(153,310)
B6101	Purchased Water Oper SS	35,394	510,050	(474,656)
B6151	Purch Power Oper SS	292,769	0	292,769
B6153	Purch Power Oper WT	2,870,104	2,756,449	113,655
B6155	Purch Power Oper TD	31,932	0	31,932
B6161	Purch Fuel Oper SS	3,230	0	3,230
B6183	Chemicals Oper WT	1,749,285	1,637,082	112,203
B6201	M&S Oper SS	2,294	5,500	(3,206)
B6202	M&S Maint SS	255,135	168,410	86,725
B6203	M&S Oper WT	25,663	39,265	(13,602)
B6204	M&S Maint WT	104,781	193,720	(88,939)
B6205	M&S Oper TD	88,754	120,900	(32,146)
B6206	M&S Maint TD	234,246	208,200	26,046
B6207	M&S CA	68	0	68
B6208	M&S AG	84,416	86,972	(2,556)
B6328	Cont Serv Acct AG	79,443	72,000	7,443
B6338	Cont Serv Legal AG	144,444	75,000	69,444
B6353	Cont Serv Other Oper WT	158,278	225,292	(67,014)
B6355	Cont Serv Other Oper TD	113,737	136,200	(22,463)
B6357	Cont Serv Other CA	167,961	69,000	98,961
B6358	Cont Serv Other AG	8,120,563	7,613,913	506,650
B6415	Rents-Real Prop Oper TD	4,705	3,780	925
B6425	Rents-Equipment Oper TD	2,154	0	2,154
B6428	Rents-Equipment AG	28,045	28,400	(355)
B6502	Transportation Maint SS	98	0	98
B6505	Transportation Oper TD	10,013	0	10,013
B6508	Transportation AG	550,661	492,000	58,661
B6568	Ins Vehicle AG	34,028	0	34,028
B6578	Ins Gen Liab AG	237,500	531,996	(294,496)
B6588	Ins Work Comp AG	136,714	157,704	(20,990)
B6598	Ins Other AG	115,933	36,000	79,933
B6608	Advertising AG	29,388	24,520	4,868
B6668	Reg Exp-Rate Case	208,297	607,390	(399,093)
B6678	Reg Exp-Other AG	12,448	0	12,448
B6707	Bad Debt Expense	467,213	504,114	(36,901)
B6751	Misc Exp Oper SS	33,677	44,940	(11,263)
B6753	Misc Exp Oper WT	425,782	447,823	(22,041)
B6754	Misc Exp Maint WT	277,160	213,494	63,666
B6755	Misc Exp Oper TD	190,148	247,853	(57,705)
B6756	Misc Exp Maint TD	222,656	498,033	(275,377)
B6757	Misc Exp CA	1,068,732	1,079,496	(10,764)
B6758	Misc Exp AG	1,208,052	1,152,665	55,387

Kentucky-American Water Company  
Case No. 2012-00520  
Response to PSCDR1 Item 6a  
Year: 2009

Account	Description	Actual	Budget	Variance
B403	Depreciation Exp	7,346,999	8,542,956	(1,195,957)
B406	Amort UPAA	20,661	21,612	(951)
B4071	Amort-Ltd Term UP	82,885	78,900	3,985
B4072	Amort-Prop Losses	412,188	432,192	(20,004)
B40810	Tax Oth thn Inc-Reg Assess Fee	88,508	108,468	(19,960)
B40811	Tax Oth thn Inc-Property Tax	2,789,817	2,963,352	(173,535)
B40812	Tax Oth thn Inc-Payroll Tax	503,631	523,498	(19,867)
B40813	Tax Oth thn Inc-Other	117,549	3,200	114,349
B40910	Income Taxes-FIT Oper	(891,624)	3,190,303	(4,081,927)
B40911	Income Taxes-SIT Oper	321,559	785,867	(464,308)
B40920	Income Taxes-Oth Inc/Ded	(192,734)	(135,798)	(56,936)
B41010	Def Inc Tax-FIT	6,858,986	2,809,078	4,049,908
B41011	Def Inc Tax-SIT	820,593	33,664	786,929
B41211	ITC-Restored	(84,797)	(84,797)	(0)
B415	M&J Revenues	(114,035)	0	(114,035)
B416	M&J Expenses	125,520	0	125,520
B420	AFUDC	(4,897,575)	(4,126,253)	(771,322)
B426	Misc Nonutility Expense	547,708	337,213	210,495
B4272	Int Exp-Short Term Debt	355,136	1,308,150	(953,014)
B4273	Int Exp-LTD	5,099,200	7,765,096	(2,665,896)
B4275	Int Exp-Other	768	0	768
B428	Amort Debt Expense	105,230	117,262	(12,032)
B437	Dividends Declared - Pref Stk	460,552	78,132	382,420
B438	Dividends Declared - Com Stk	8,103,411	0	8,103,411
B4611	Metered Sales-Res	(32,047,794)	(35,224,291)	3,176,497
B4612	Metered Sales-Com	(15,150,343)	(17,248,761)	2,098,418
B4613	Metered Sales-Ind	(1,436,382)	(1,998,815)	562,433
B4614	Metered Sales-OPA	(4,792,617)	(5,173,145)	380,528
B4621	Public Fire Revenues	(2,567,693)	(1,421,505)	(1,146,188)
B4622	Private Fire Revenues	(1,538,493)	(2,747,927)	1,209,434
B466	Sales for Resale	(1,478,494)	(1,409,161)	(69,333)
B467	Interdept Sales	(11,068)	0	(11,068)
B470	Forfeited Discounts	35	0	35
B471	Misc Service Revenues	(2,463,125)	(2,131,800)	(331,325)
B472	Rents from Water Property	(98,158)	(94,020)	(4,138)
B474	Other Water Revenues	(116,247)	0	(116,247)
B5211	SWR Rev Flat Rate Res	0	(175,293)	175,293
B5212	SWR Rev Flat Rate Com	0	(105,625)	105,625
B5213	SWR Rev Flat Rate Ind	(6,000)	(32,993)	26,993
B5214	SWR Rev Flat Rate Pub Auth	(4,120)	0	(4,120)
B6012	Salaries-Empl Maint SS	75,859	12,860	62,999
B6013	Salaries-Empl Oper WT	1,612,943	146,062	1,466,881
B6014	Salaries-Empl Maint WT	103,147	12,860	90,287
B6015	Salaries-Empl Oper TD	2,035,949	0	2,035,949
B6016	Salaries-Empl Maint TD	807,440	0	807,440
B6017	Salaries-Empl CA	897,425	0	897,425
B6018	Salaries-Empl AG	1,229,221	6,771,162	(5,541,941)
B6047	Empl Pens & Ben CA	40	0	40
B6048	Empl Pens & Ben AG	3,839,273	2,843,195	996,078
B6101	Purchased Water Oper SS	123,875	140,661	(16,786)
B6151	Purch Power Oper SS	356,769	0	356,769
B6153	Purch Power Oper WT	2,577,902	3,927,598	(1,349,696)
B6155	Purch Power Oper TD	30,286	30,000	286
B6161	Purch Fuel Oper SS	8,626	0	8,626
B6183	Chemicals Oper WT	2,216,654	2,606,698	(390,044)
B6201	M&S Oper SS	978	3,000	(2,022)
B6202	M&S Maint SS	205,855	168,900	36,955
B6203	M&S Oper WT	28,999	20,080	8,919
B6204	M&S Maint WT	137,331	137,000	331
B6205	M&S Oper TD	81,668	122,400	(40,732)
B6206	M&S Maint TD	236,610	204,300	32,310
B6207	M&S CA	25	0	25
B6208	M&S AG	86,682	88,282	(1,600)
B6328	Cont Serv Acct AG	113,795	74,472	39,323
B6338	Cont Serv Legal AG	166,370	78,600	87,770
B6353	Cont Serv Other Oper WT	237,744	301,550	(63,806)
B6355	Cont Serv Other Oper TD	109,902	73,440	36,462
B6357	Cont Serv Other CA	249,474	164,268	85,206
B6358	Cont Serv Other AG	8,330,030	7,795,668	534,362
B6415	Rents-Real Prop Oper TD	7,682	3,780	3,902
B6425	Rents-Equipment Oper TD	2,438	0	2,438
B6428	Rents-Equipment AG	21,569	52,968	(31,399)
B6503	Transportation Oper WT	17	0	17
B6505	Transportation Oper TD	7,412	0	7,412
B6508	Transportation AG	429,989	961,200	(531,211)
B6568	Ins Vehicle AG	38,394	37,440	954
B6578	Ins Gen Liab AG	306,836	526,440	(219,604)
B6588	Ins Work Comp AG	143,523	152,160	(8,637)
B6598	Ins Other AG	160,021	40,416	119,605
B6608	Advertising AG	32,764	22,603	10,161
B6668	Reg Exp-Rate Case	230,421	269,069	(38,648)
B6678	Reg Exp-Other AG	14,200	10,236	3,964
B6707	Bad Debt Expense	445,903	567,444	(121,541)
B6751	Misc Exp Oper SS	43,274	43,125	149
B6752	Misc Exp Maint SS	143	0	143
B6753	Misc Exp Oper WT	422,911	500,680	(77,769)
B6754	Misc Exp Maint WT	166,728	258,109	(91,381)
B6755	Misc Exp Oper TD	240,914	263,912	(22,998)
B6756	Misc Exp Maint TD	341,573	288,152	53,421
B6757	Misc Exp CA	1,171,177	1,157,486	13,691
B6758	Misc Exp AG	1,212,203	1,299,993	(87,790)

Kentucky-American Water Company  
Case No. 2012-00520  
Response to PSCDR1 Item 6a  
Year: 2010

Account	Description	Actual	Budget	Variance
B403	Depreciation Exp	8,283,996	9,221,675	(937,679)
B406	Amort UPAA	21,612	21,612	(0)
B4071	Amort-Ltd Term UP	87,147	81,996	5,151
B4072	Amort-Prop Losses	412,188	410,580	1,608
B40810	Tax Oth thn Inc-Reg Assess Fee	95,296	108,009	(12,713)
B40811	Tax Oth thn Inc-Property Tax	4,077,638	4,095,792	(18,154)
B40812	Tax Oth thn Inc-Payroll Tax	552,951	586,438	(33,487)
B40813	Tax Oth thn Inc-Other	70,768	0	70,768
B40910	Income Taxes-FIT Oper	(13,751,591)	7,074,677	(20,826,268)
B40911	Income Taxes-SIT Oper	978,919	998,952	(20,033)
B40920	Income Taxes-Oth Inc/Ded	(207,558)	0	(207,558)
B41010	Def Inc Tax-FIT	21,567,827	0	21,567,827
B41011	Def Inc Tax-SIT	359,386	0	359,386
B41211	ITC-Restored	(84,797)	0	(84,797)
B415	M&J Revenues	(298,349)	0	(298,349)
B416	M&J Expenses	149,966	0	149,966
B419	Interest & Dividend Income	(2,754)	0	(2,754)
B420	AFUDC	(3,370,915)	(3,890,165)	519,250
B426	Misc Nonutility Expense	706,471	603,270	103,201
B4272	Int Exp-Short Term Debt	114,638	395,060	(280,422)
B4273	Int Exp-LTD	6,480,779	7,224,608	(743,829)
B4275	Int Exp-Other	4,175	0	4,175
B428	Amort Debt Expense	128,607	185,004	(56,397)
B437	Dividends Declared - Pref Stk	458,776	(24)	458,800
B438	Dividends Declared - Com Stk	8,934,129	9,272,603	(338,474)
B4611	Metered Sales-Res	(37,712,582)	(37,938,760)	226,178
B4612	Metered Sales-Com	(18,239,024)	(19,370,365)	1,131,341
B4613	Metered Sales-Ind	(1,778,896)	(1,801,501)	22,605
B4614	Metered Sales-OPA	(6,182,617)	(7,190,718)	1,008,101
B4621	Public Fire Revenues	(2,907,026)	(2,940,894)	33,868
B4622	Private Fire Revenues	(1,855,354)	(1,804,077)	(51,277)
B466	Sales for Resale	(1,754,800)	(1,527,417)	(227,383)
B467	Interdept Sales	(18,288)	0	(18,288)
B470	Forfeited Discounts	(35)	0	(35)
B471	Misc Service Revenues	(2,878,445)	(2,440,354)	(438,091)
B472	Rents from Water Property	(89,471)	(277,704)	188,233
B474	Other Water Revenues	(333,773)	0	(333,773)
B5213	SWR Rev Flat Rate Ind	(3,500)	(1,656)	(1,844)
B5214	SWR Rev Flat Rate Pub Auth	(8,008)	(552)	(7,456)
B6012	Salaries-Empl Maint SS	80,690	0	80,690
B6013	Salaries-Empl Oper WT	1,819,186	0	1,819,186
B6014	Salaries-Empl Maint WT	77,002	0	77,002
B6015	Salaries-Empl Oper TD	2,058,925	0	2,058,925
B6016	Salaries-Empl Maint TD	977,679	0	977,679
B6017	Salaries-Empl CA	836,478	0	836,478
B6018	Salaries-Empl AG	1,284,873	7,649,734	(6,364,861)
B6048	Empl Pens & Ben AG	3,696,435	4,119,571	(423,136)
B6101	Purchased Water Oper SS	115,523	144,183	(28,660)
B6151	Purch Power Oper SS	377,881	4,007,695	(3,629,814)
B6153	Purch Power Oper WT	3,309,199	0	3,309,199
B6155	Purch Power Oper TD	4,437	0	4,437
B6161	Purch Fuel Oper SS	4,620	0	4,620
B6183	Chemicals Oper WT	1,816,316	2,386,876	(570,560)
B6201	M&S Oper SS	252	3,156	(2,904)
B6202	M&S Maint SS	128,218	161,600	(33,382)
B6203	M&S Oper WT	67,248	35,784	31,464
B6204	M&S Maint WT	287,334	156,400	130,934
B6205	M&S Oper TD	115,354	123,850	(8,496)
B6206	M&S Maint TD	434,344	213,322	221,022
B6208	M&S AG	77,569	59,368	18,201
B6328	Cont Serv Acct AG	110,279	217,140	(106,861)
B6337	Cont Serv Legal CA	746	0	746
B6338	Cont Serv Legal AG	253,196	195,804	57,392
B6348	Cont Serv Mgmt Fee AG	0	4,295,383	(4,295,383)
B6353	Cont Serv Other Oper WT	267,310	249,449	17,861
B6355	Cont Serv Other Oper TD	162,122	123,754	38,368
B6356	Cont Serv Other Maint TD	157	0	157
B6357	Cont Serv Other CA	114,043	170,448	(56,405)
B6358	Cont Serv Other AG	9,016,631	4,636,094	4,380,537
B6415	Rents-Real Prop Oper TD	2,847	4,644	(1,797)
B6425	Rents-Equipment Oper TD	(962)	4,644	(5,606)
B6428	Rents-Equipment AG	28,723	27,396	1,327
B6505	Transportation Oper TD	5,859	0	5,859
B6508	Transportation AG	437,780	651,974	(214,194)
B6568	Ins Vehicle AG	35,018	36,000	(982)
B6578	Ins Gen Liab AG	279,731	819,732	(540,001)
B6588	Ins Work Comp AG	123,116	0	123,116
B6598	Ins Other AG	145,121	0	145,121
B6608	Advertising AG	35,904	26,929	8,975
B6668	Reg Exp-Rate Case	520,903	295,103	225,800
B6678	Reg Exp-Other AG	41,441	9,880	31,561
B6707	Bad Debt Expense	633,974	698,790	(64,816)
B6751	Misc Exp Oper SS	54,766	50,520	4,246
B6753	Misc Exp Oper WT	438,655	575,012	(136,357)
B6754	Misc Exp Maint WT	178,580	169,474	9,106
B6755	Misc Exp Oper TD	231,465	223,535	7,930
B6756	Misc Exp Maint TD	512,987	333,562	179,425
B6757	Misc Exp CA	1,270,485	1,223,155	47,330
B6758	Misc Exp AG	1,303,364	1,622,958	(319,594)

Kentucky-American Water Company  
Case No. 2012-00520  
Response to PSCDR1 Item 6a  
Year: 2011

Account	Description	Actual	Budget	Variance
B403	Depreciation Exp	10,829,660	11,068,862	(239,202)
B406	Amort UPAA	12,804	21,612	(8,808)
B4071	Amort-Ltd Term UP	138,523	89,556	48,967
B4072	Amort-Prop Losses	57,080	57,084	(4)
B40810	Tax Oth thn Inc-Reg Assess Fee	105,719	109,992	(4,273)
B40811	Tax Oth thn Inc-Property Tax	4,417,195	4,260,000	157,195
B40812	Tax Oth thn Inc-Payroll Tax	562,649	581,591	(18,942)
B40813	Tax Oth thn Inc-Other	11,141	0	11,141
B40910	Income Taxes-FIT Oper	21,003,266	5,671,920	15,331,346
B40911	Income Taxes-SIT Oper	400,770	923,870	(523,100)
B40920	Income Taxes-Oth Inc/Ded	(4,625,979)	0	(4,625,979)
B41010	Def Inc Tax-FIT	(12,799,106)	2,374,084	(15,173,190)
B41011	Def Inc Tax-SIT	1,049,967	445,805	604,162
B41211	ITC-Restored	(84,797)	0	(84,797)
B415	M&J Revenues	(168,765)	(76,554)	(92,211)
B416	M&J Expenses	134,850	84,852	49,998
B420	AFUDC	(412,081)	(430,308)	18,227
B421	Nonutility Income	(19,049,545)	0	(19,049,545)
B426	Misc Nonutility Expense	19,513,362	336,293	19,177,069
B4272	Int Exp-Short Term Debt	72,584	77,808	(5,224)
B4273	Int Exp-LTD	10,482,484	10,994,192	(511,708)
B4275	Int Exp-Other	(3,038)	0	(3,038)
B428	Amort Debt Expense	86,149	74,508	11,641
B437	Dividends Declared - Pref Stk	458,776	852,156	(393,380)
B438	Dividends Declared - Com Stk	13,573,606	9,931,686	3,641,920
B4611	Metered Sales-Res	(42,860,958)	(44,558,615)	1,697,657
B4612	Metered Sales-Com	(20,961,917)	(20,719,620)	(242,297)
B4613	Metered Sales-Ind	(1,968,383)	(1,870,097)	(98,286)
B4614	Metered Sales-OPA	(6,402,399)	(6,915,914)	513,515
B4621	Public Fire Revenues	(3,341,008)	(3,617,314)	276,306
B4622	Private Fire Revenues	(2,325,378)	(2,226,009)	(99,369)
B466	Sales for Resale	(1,903,427)	(2,108,191)	204,764
B467	Interdept Sales	(14,929)	0	(14,929)
B471	Misc Service Revenues	(2,843,854)	(2,840,000)	(3,854)
B472	Rents from Water Property	(94,129)	(324,000)	229,871
B474	Other Water Revenues	(296,454)	0	(296,454)
B5213	SWR Rev Flat Rate Ind	0	(5,500)	5,500
B5214	SWR Rev Flat Rate Pub Auth	(3,746)	(6,763)	3,017
B6012	Salaries-Empl Maint SS	75,478	0	75,478
B6013	Salaries-Empl Oper WT	2,328,307	0	2,328,307
B6014	Salaries-Empl Maint WT	92,411	0	92,411
B6015	Salaries-Empl Oper TD	1,902,073	0	1,902,073
B6016	Salaries-Empl Maint TD	937,715	0	937,715
B6017	Salaries-Empl CA	698,045	62,430	635,615
B6018	Salaries-Empl AG	1,612,889	7,552,549	(5,939,660)
B6045	Empl Pens & Ben Oper TD	1,296	0	1,296
B6048	Empl Pens & Ben AG	3,423,315	3,724,091	(300,776)
B6101	Purchased Water Oper SS	224,867	118,471	106,396
B6151	Purch Power Oper SS	568,171	4,044,663	(3,476,492)
B6153	Purch Power Oper WT	3,089,114	0	3,089,114
B6155	Purch Power Oper TD	228	0	228
B6161	Purch Fuel Oper SS	5,414	0	5,414
B6183	Chemicals Oper WT	1,885,466	1,848,860	36,606
B6201	M&S Oper SS	555	0	555
B6202	M&S Maint SS	114,196	239,892	(125,696)
B6203	M&S Oper WT	66,968	49,786	17,182
B6204	M&S Maint WT	317,204	286,164	31,040
B6205	M&S Oper TD	126,144	115,543	10,601
B6206	M&S Maint TD	365,459	221,760	143,699
B6208	M&S AG	88,357	63,152	25,205
B6328	Cont Serv Acct AG	101,325	94,788	6,537
B6337	Cont Serv Legal CA	1,183	0	1,183
B6338	Cont Serv Legal AG	301,639	198,768	102,871
B6353	Cont Serv Other Oper WT	261,823	312,174	(50,351)
B6355	Cont Serv Other Oper TD	150,306	135,767	14,539
B6357	Cont Serv Other CA	99,290	92,120	7,170
B6358	Cont Serv Other AG	7,895,614	8,597,707	(702,093)
B6415	Rents-Real Prop Oper TD	5,388	4,800	588
B6428	Rents-Equipment AG	26,645	30,832	(4,187)
B6503	Transportation Oper WT	70	0	70
B6505	Transportation Oper TD	(488)	5,004	(5,492)
B6507	Transportation CA	136	0	136
B6508	Transportation AG	475,557	460,437	15,120
B6568	Ins Vehicle AG	29,473	36,768	(7,295)
B6578	Ins Gen Liab AG	315,510	280,836	34,674
B6588	Ins Work Comp AG	135,467	129,924	5,543
B6598	Ins Other AG	129,419	263,952	(134,533)
B6608	Advertising AG	8,389	21,647	(13,258)
B6668	Reg Exp-Rate Case	200,455	335,472	(135,017)
B6678	Reg Exp-Other AG	14,144	34,989	(20,845)
B6707	Bad Debt Expense	614,166	715,750	(101,584)
B6751	Misc Exp Oper SS	65,724	55,560	10,164
B6752	Misc Exp Maint SS	0	50,000	(50,000)
B6753	Misc Exp Oper WT	578,803	578,854	(51)
B6754	Misc Exp Maint WT	204,221	176,784	27,437
B6755	Misc Exp Oper TD	205,255	260,548	(55,293)
B6756	Misc Exp Maint TD	431,805	396,655	35,150
B6757	Misc Exp CA	1,242,532	1,213,258	29,274
B6758	Misc Exp AG	1,370,834	1,425,850	(55,016)



**Kentucky American Water Company**  
**Income Statement Fluctuation Analysis**  
**December 31, 2008**

	Balance at 12/31/2008	Plan Balance at 12/31/2008	Increase (Decrease)	% Change
<b>Operating Revenues</b>				
Water Revenues	57,247	57,286	(38)	0%
Other Revenues	2,526	1,976	549	28% A
<b>Total Operating Revenues</b>	<b>59,773</b>	<b>59,262</b>	<b>511</b>	<b>1%</b>
<b>Operating Expenses</b>				
Labor	6,517	6,735	(218)	-3%
Purchased Water	35	510	(475)	-93% B
Fuel & Power	3,198	2,756	442	16% C
Chemicals	1,749	1,637	112	7%
Waste Disposal	247	268	(21)	-8%
Management Fees-Corporate	7,931	7,374	557	8%
Group Insurance	1,682	1,984	(302)	-15% D
Pensions	623	518	104	20% E
Regulatory Expense	221	607	(387)	-64% F
Ins Other Than Group	490	726	(236)	-32% G
Customer Accounting	1,536	1,584	(48)	-3%
Rents	35	32	3	8%
General Office Exp	641	464	178	38% H
Miscellaneous	2,769	2,795	(26)	-1%
Maintenance Expense	1,250	1,468	(218)	-15% I
<b>Total Maintenance &amp; Operations Expense</b>	<b>28,925</b>	<b>29,458</b>	<b>(534)</b>	<b>-2%</b>
Depreciation	5,804	7,173	(1,369)	-19% J
Amortization	1,932	1,258	674	54% K
General Taxes	3,172	3,470	(299)	-9%
State Income Taxes	885	649	237	37% L
Federal Income Taxes	5,160	4,264	896	21% M
Tax Savings Aquisition Adj	-	-	-	0%
<b>Total Operating Expenses</b>	<b>45,878</b>	<b>46,273</b>	<b>(395)</b>	<b>-1%</b>
<b>Utility Operating Income</b>	<b>13,895</b>	<b>12,989</b>	<b>906</b>	<b>7%</b>
<b>Other Income and Deductions</b>				
Interest Income	6	-	6	0%
AFUDC Equity	1,329	1,507	(178)	-12% N
M&J Misc Income	3	-	3	0%
Gain/Loss in Disposition	-	-	-	0%
<b>Total Other Income</b>	<b>1,339</b>	<b>1,507</b>	<b>(168)</b>	<b>-11%</b>
Misc Amortization	(0)	1	(1)	-155%
Misc Other Deductions	279	363	(84)	-23% O
State Income Taxes	(9)	(30)	21	-71% P
Federal Income Taxes	(45)	(116)	71	-61% Q
<b>Total Other Deductions</b>	<b>225</b>	<b>217</b>	<b>8</b>	<b>3%</b>
<b>Income before Interest Charges</b>	<b>15,009</b>	<b>14,279</b>	<b>730</b>	<b>5%</b>
<b>Interest Charges</b>				
Interest on LTD	5,693	5,900	(207)	-4%
Amort Debt Exp	90	71	18	25%
Interest on Bank Debt	762	1,045	(283)	-27% R
Other Interest Exp	0	-	0	0%
AFUDC Debt	(589)	(684)	95	-14% S
<b>Total Interest Charges</b>	<b>5,955</b>	<b>6,333</b>	<b>(377)</b>	<b>-6%</b>
<b>Net Income</b>	<b>9,054</b>	<b>7,947</b>	<b>1,107</b>	<b>14%</b>
Preferred Dividend Declared	78	460	(382)	-83%
<b>Net Income to Common Stock</b>	<b>8,975</b>	<b>7,487</b>	<b>1,489</b>	<b>20%</b>

**Kentucky American Water Company**  
**Income Statement Tick Mark Legend**  
**December 31, 2008**

- A Other revenue is over mainly due to Reconnection fees, Collections for others and Initiate Service Fee
- B Purchased water is lower than plan due to reduced PW requirements
- C Fuel&Power is higher than plan due to fuel costs related to power generation
- D Group Insurance is lower than plan due to capitalized credits and lower PBOP
- E Pensions are higher than plan due to increased FAS87 actuarial costs related to financial market conditions
- F Reg expense is lower due to reduced rate case expenses and a longer amortization period than planned
- G Insurance other than group is lower primarily due to lower general liability costs
- H General Office expense is higher than plan primarily due to relocatoin expense and telephone charges
- I Maintenance expense is higher due to net negative salvage in plan, but actuals in depreciation offset by unplanned paving expense
  
- J Depreciation is lower then plan due to net negative salvage planned In maintenance but actuals hitting depreciation and lower composite rates
- K Amortization higher than budget due to budget missing amortization of UPAA and FAS 109 amortizations of reg asset depreciation and AFUDC
  
- L Reflects tax impact of net change in revenue and expense items
- M Reflects tax impact of net change in revenue and expense items
- N AFUDC equity is under plan mainly due to correction of work orders that were originally set up as IP's not blankets
- O Misc other deductions under plan due to lower stockholder donations
- P Reflects tax impact of net change in revenue and expense items
- Q Reflects tax impact of net change in revenue and expense items
- R Interest on Short Term Debt lower than plan due to lower rates and decrease in s-t debt from plan
- S AFUDC debt is under plan mainly due to correction of work orders that were originally set up as IP's not blankets

**Kentucky American Water Company**  
**Income Statement Fluctuation Analysis**  
**December 31, 2009**

	Balance at 12/31/2009	Plan Balance at 12/31/2009	Increase (Decrease)	% Change
<b>Operating Revenues</b>				
Water Revenues	59,037	65,224	(6,187)	-9% A
Other Revenues	2,664	2,226	438	20% B
<b>Total Operating Revenues</b>	<b>61,700</b>	<b>67,449</b>	<b>(5,749)</b>	<b>-9%</b>
<b>Operating Expenses</b>				
Labor	6,762	6,943	(181)	-3%
Purchased Water	124	141	(17)	-12% C
Fuel & Power	2,974	3,958	(984)	-25% D
Chemicals	2,217	2,607	(390)	-15% E
Waste Disposal	234	283	(49)	-17% F
Management Fees-Corporate	8,148	7,598	549	7%
Group Insurance	2,173	1,885	288	15% G
Pensions	1,386	606	781	129% H
Regulatory Expense	245	279	(35)	-12% I
Ins Other Than Group	610	719	(109)	-15%
Customer Accounting	1,617	1,725	(108)	-6%
Rents	32	57	(25)	-44% J
General Office Exp	528	583	(55)	-9%
Miscellaneous	3,065	3,599	(534)	-15% K
Maintenance Expense	1,227	1,197	31	3%
<b>Total Maintenance &amp; Operations Expense</b>	<b>31,341</b>	<b>32,178</b>	<b>(837)</b>	<b>-3%</b>
Depreciation	5,826	7,034	(1,208)	-17% L
Amortization	2,037	2,042	(5)	0%
General Taxes	3,500	3,599	(99)	-3%
State Income Taxes	1,142	820	323	39% M
Federal Income Taxes	5,883	5,915	(32)	-1%
Tax Savings Aquisition Adj	-	-	-	0%
<b>Total Operating Expenses</b>	<b>49,728</b>	<b>51,587</b>	<b>(1,859)</b>	<b>-4%</b>
<b>Utility Operating Income</b>	<b>11,972</b>	<b>15,863</b>	<b>(3,890)</b>	<b>-25%</b>
<b>Other Income and Deductions</b>				
Interest Income	-	-	-	0%
AFUDC Equity	3,306	2,838	469	17% N
M&J Misc Income	(11)	-	(11)	0%
Gain/Loss in Disposition	-	-	-	0%
<b>Total Other Income</b>	<b>3,295</b>	<b>2,838</b>	<b>457</b>	<b>16%</b>
Misc Amortization	(0)	1	(1)	-155%
Misc Other Deductions	548	336	212	63% O
State Income Taxes	(30)	(28)	(2)	7% P
Federal Income Taxes	(163)	(108)	(55)	51% Q
<b>Total Other Deductions</b>	<b>355</b>	<b>201</b>	<b>154</b>	<b>76%</b>
<b>Income before Interest Charges</b>	<b>14,912</b>	<b>18,499</b>	<b>(3,587)</b>	<b>-19%</b>
<b>Interest Charges</b>				
Interest on LTD	5,481	7,765	(2,284)	-29% R
Amort Debt Exp	105	117	(12)	-10%
Interest on Bank Debt	355	1,308	(953)	-73% S
Other Interest Exp	1	-	1	0%
AFUDC Debt	(1,591)	(1,289)	(303)	23% T
<b>Total Interest Charges</b>	<b>4,351</b>	<b>7,902</b>	<b>(3,551)</b>	<b>-45%</b>
<b>Net Income</b>	<b>10,561</b>	<b>10,597</b>	<b>(36)</b>	<b>0%</b>
Preferred Dividend Declared	78	78	0	0%
<b>Net Income to Common Stock</b>	<b>10,483</b>	<b>10,519</b>	<b>(36)</b>	<b>0%</b>

**Kentucky American Water Company**  
**Income Statement Fluctuation Analysis**  
**December 31, 2009**

- A Water revenue lower due to usage due to cool and wet weather and economy; and rate case settlement offset by AFUDC and tax exempt financing
- B Other revenue is over mainly due to Reconnection fees
- C Purchased water is lower than plan due to reduced PW requirements
- D Fuel&Power is lower than plan due to lower system delivery (result of lower usage and lower NRW)
- E Chemical expense is lower than plan due to lower system delivery (result of lower usage and lower NRW) and lower than planned chemical pricing
- F Waste Disposal is lower than planned due to improved raw water turbidity vs plan
- G Group Insurance is higher than due to increased FAS106 costs related to financial market conditions
- H Pensions are higher than plan due to increased FAS87 actuarial costs related to financial market conditions
- I Reg expense is lower due to lower than planned rate case expenses for 2009 case
- J Rent expense lower due to expiration of small office equipment rental
- K Miscellaneous expense is lower primarily due to lower actual transportation expenses
- L Depreciation is lower than plan due to higher composite rate used in the plan
- M Reflects tax impact of net change in revenue and expense items
- N AFUDC equity is over plan due to the treatment of CWIP in rate base from the settled case, offset by the tax exempt financing
  
- O Misc other deductions over plan due to spend on communications regarding the new water treatment plant
- P Reflects tax impact of net change in revenue and expense items
- Q Reflects tax impact of net change in revenue and expense items
- R LTD interest is under plan due to financing of \$71m with tax exempt financing, offset by lower AFUDC & revenues vs budget (AFUDC/Revenues offset due to outcomes of rate case)
- S Interest on Short Term Debt lower than plan due to lower rates
- T AFUDC debt is over plan due to the treatment of CWIP in rate base from the settled case, offset by the tax exempt financing

**Kentucky American Water Company**  
**Income Statement Fluctuation Analysis**  
**December 31, 2010**

	Balance at 12/31/2010	Plan Balance at 12/31/2010	Increase (Decrease)	% Change
<b>Operating Revenues</b>				
Water Revenues	70,525	72,574	(2,049)	-3%
Other Revenues	3,225	2,718	507	19% A
<b>Total Operating Revenues</b>	<b>73,750</b>	<b>75,292</b>	<b>(1,541)</b>	<b>-2%</b>
<b>Operating Expenses</b>				
Labor	7,135	7,650	(515)	-7%
Purchased Water	116	144	(29)	-20% B
Fuel & Power	3,696	4,008	(312)	-8%
Chemicals	1,816	2,387	(571)	-24% C
Waste Disposal	246	337	(91)	-27% D
Management Fees-Corporate	8,849	8,779	69	1%
Group Insurance	2,245	2,451	(205)	-8%
Pensions	1,100	1,312	(212)	-16% E
Regulatory Expense	562	305	257	84% F
Ins Other Than Group	548	820	(272)	-33% G
Customer Accounting	1,904	1,922	(17)	-1%
Rents	31	37	(6)	-17%
General Office Exp	636	737	(102)	-14% H
Miscellaneous	3,158	3,537	(379)	-11% I
Maintenance Expense	1,731	1,299	433	33% J
<b>Total Maintenance &amp; Operations Expense</b>	<b>33,774</b>	<b>35,723</b>	<b>(1,949)</b>	<b>-5%</b>
Depreciation	6,622	7,468	(845)	-11% K
Amortization	2,183	2,268	(86)	-4%
General Taxes	4,797	4,790	6	0%
State Income Taxes	1,338	999	339	34% L
Federal Income Taxes	7,731	7,075	657	9% M
Tax Savings Aquisition Adj	-	-	-	0%
<b>Total Operating Expenses</b>	<b>56,445</b>	<b>58,323</b>	<b>(1,878)</b>	<b>-3%</b>
<b>Utility Operating Income</b>	<b>17,305</b>	<b>16,969</b>	<b>336</b>	<b>2%</b>
<b>Other Income and Deductions</b>				
Interest Income	3	-	3	0%
AFUDC Equity	2,244	2,165	80	4%
M&J Misc Income	148	-	148	0%
Gain/Loss in Disposition	-	-	-	0%
<b>Total Other Income</b>	<b>2,395</b>	<b>2,165</b>	<b>231</b>	<b>11%</b>
Misc Amortization	(0)	-	(0)	0%
Misc Other Deductions	707	603	104	17% N
State Income Taxes	(32)	-	(32)	0%
Federal Income Taxes	(176)	-	(176)	0%
<b>Total Other Deductions</b>	<b>499</b>	<b>603</b>	<b>(104)</b>	<b>-17%</b>
<b>Income before Interest Charges</b>	<b>19,202</b>	<b>18,530</b>	<b>671</b>	<b>4%</b>
<b>Interest Charges</b>				
Interest on LTD	6,862	7,606	(744)	-10% O
Amort Debt Exp	129	185	(56)	-30% P
Interest on Bank Debt	115	395	(280)	-71% Q
Other Interest Exp	4	-	4	0%
AFUDC Debt	(1,127)	(1,726)	599	-35% R
<b>Total Interest Charges</b>	<b>5,983</b>	<b>6,460</b>	<b>(477)</b>	<b>-7%</b>
<b>Net Income</b>	<b>13,219</b>	<b>12,070</b>	<b>1,149</b>	<b>10%</b>
Preferred Dividend Declared	78	(381)	459	-120% S
<b>Net Income to Common Stock</b>	<b>13,141</b>	<b>12,451</b>	<b>690</b>	<b>6%</b>

**Kentucky American Water Company**  
**Income Statement Fluctuation Analysis**  
**December 31, 2010**

- A Operating Revenues favorable due to the LFUCG new stormwater billing erroneously planned in water revenue line
- B Purchased water is lower than plan due to reduced PW requirements
- C Chemical expense lower than plan due to lower system delivery, favorable chemical pricing and lower chemical usage due to better source water
- D Waste disposal expense lower than plan due to lower system delivery and lower dredge cost
- E Pension expense lower due to updated FAS87 actuarial assumptions which resulted in expense decrease
- F Reg expense higher due to the 2010 Rate Order in which the PSC disallowed Reg Assets from the 2008 Rate resulting in write off of Cost of Service Study and Depreciation Study
- G Insurance other than group is lower primarily due to retro Insurance adjustments and lower general liability insurance premium and lower workers comp expense
- H General Office expense is lower than plan due to relocation expenses
- I Miscellaneous expense is lower than plan due to lower transportation expenses, lower audit fees and other miscellaneous spending
  
- J Maintenance expense is higher primarily due to plant maintenance (including intake and pump repairs, painting, lab repairs) and T&D Maintenance (driven by meter registers for maintenance repairs and tank repair, paving and backfill)
- K Depreciation is lower than plan due to implementation of PSC approved new depreciation study (new rates and correction for over-depreciated assets)
- L Reflects tax impact of net change in revenue and expense items
- M Reflects tax impact of net change in revenue and expense items
- N Misc other deductions over plan due to spending on Jacobson Park donation advertising
- O LTD Interest lower than plan due to June 2010 tax exempt financing at lower than plan rate
- P Amortization of debt expense lower due to lower than planned debt issuance fees
- Q Interest on Short Term Debt lower than plan due to lower rates and decrease in s-t debt from plan
- R AFUDC debt is under plan mainly due to capitalized interest on June 2010 tax exempt financing, offset by favorable interest expense
  
- S 2010 plan incorrect

**Kentucky American Water Company**  
**Income Statement Fluctuation Analysis**  
**December 31, 2011**

	Balance at 12/31/2011	Plan Balance at 12/31/2011	Increase (Decrease)	% Change
<b>Operating Revenues</b>				
Water Revenues	79,791	82,016	(2,224)	-3%
Other Revenues	3,221	3,164	57	2%
<b>Total Operating Revenues</b>	<b>83,013</b>	<b>85,180</b>	<b>(2,167)</b>	<b>-3%</b>
<b>Operating Expenses</b>				
Labor	7,647	7,615	32	0%
Purchased Water	225	118	106	90% A
Fuel & Power	3,663	4,045	(382)	-9%
Chemicals	1,885	1,849	37	2%
Waste Disposal	302	346	(44)	-13% B
Management Fees-Corporate	7,751	8,290	(539)	-6%
Group Insurance	2,093	2,354	(261)	-11% C
Pensions	923	981	(57)	-6%
Regulatory Expense	215	370	(156)	-42% D
Ins Other Than Group	580	675	(94)	-14% E
Customer Accounting	1,857	1,929	(72)	-4%
Rents	32	36	(4)	-10%
General Office Exp	769	694	75	11% F
Miscellaneous	3,267	3,401	(134)	-4%
Maintenance Expense	1,579	1,534	45	3%
<b>Total Maintenance &amp; Operations Expense</b>	<b>32,788</b>	<b>34,237</b>	<b>(1,448)</b>	<b>-4%</b>
Depreciation	8,855	9,667	(812)	-8%
Amortization	2,183	1,570	613	39% G
General Taxes	5,097	4,952	145	3%
State Income Taxes	1,451	1,370	81	6%
Federal Income Taxes	8,119	8,046	73	1%
Tax Savings Aquisition Adj	-	-	-	0%
<b>Total Operating Expenses</b>	<b>58,493</b>	<b>59,841</b>	<b>(1,348)</b>	<b>-2%</b>
<b>Utility Operating Income</b>	<b>24,520</b>	<b>25,339</b>	<b>(819)</b>	<b>-3%</b>
<b>Other Income and Deductions</b>				
Interest Income	-	-	-	0%
AFUDC Equity	281	237	44	19% H
M&J Misc Income	19,083	(8)	19,092	-230077% I
Gain/Loss in Disposition	-	-	-	0%
<b>Total Other Income</b>	<b>19,364</b>	<b>228</b>	<b>19,136</b>	<b>8377%</b>
Misc Amortization	(0)	-	(0)	0%
Misc Other Deductions	19,514	336	19,177	5703% J
State Income Taxes	(714)	-	(714)	#DIV/0! K
Federal Income Taxes	(3,912)	-	(3,912)	#DIV/0! L
<b>Total Other Deductions</b>	<b>14,887</b>	<b>336</b>	<b>14,551</b>	<b>4327%</b>
<b>Income before Interest Charges</b>	<b>28,996</b>	<b>25,231</b>	<b>3,765</b>	<b>15%</b>
<b>Interest Charges</b>				
Interest on LTD	10,864	11,762	(899)	-8%
Amort Debt Exp	86	75	12	16%
Interest on Bank Debt	73	78	(5)	-7%
Other Interest Exp	(3)	-	(3)	0%
AFUDC Debt	(131)	(194)	62	-32% M
<b>Total Interest Charges</b>	<b>10,888</b>	<b>11,721</b>	<b>(833)</b>	<b>-7%</b>
<b>Net Income</b>	<b>18,108</b>	<b>13,510</b>	<b>4,599</b>	<b>34%</b>
Preferred Dividend Declared	78	84	(6)	-8%
<b>Net Income to Common Stock</b>	<b>18,031</b>	<b>13,426</b>	<b>4,605</b>	<b>34%</b>

**Kentucky American Water Company**  
**Income Statement Fluctuation Analysis**  
**December 31, 2011**

- A Purchased water is higher than plan due to purchase water from Georgetown needed to resolve water quality issue for some customers in Owenton service area
- B Waste disposal expense lower than plan due to lower system delivery and lower dredge cost
- C Lower than plan due to better rates and lower than planned headcount
- D Reg expense lower due write off in December 2010 of Cost of Service Study and Depreciation Study (planned to be amortized)
  
- E Insurance other than group is lower due to lower insurance premiums
- F General Office expense is over plan due to unplanned relocation expenses
- G Amortization is showing over plan however it is offset in depreciation expense as the actuals were different than the split used in the plan
  
- H AFUDC equity variance is offset in AFUDC debt as the actuals were different than the split used in the plan
- I M&J Misc Income is over plan due to the recording of the gain related to the market value increase of Jacobson Park
- J Misc Other Deductions is over plan due to the recording of the donation of Jacobson Park
- K State taxes are favorable to plan due to the tax benefit related to Jacobson Park donation
- L Federal taxes are favorable to plan due to the tax benefit related to Jacobson Park donation
- M AFUDC debt is under plan mainly due to capitalized interest on June 2010 tax exempt financing, offset by favorable interest expense



**KENTUCKY-AMERICAN WATER COMPANY**  
**CASE NO. 2012-00520**  
**COMMISSION STAFF'S FIRST REQUEST FOR INFORMATION**

---

**Witness:**      **Scott W. Rungren**

7.      Provide a reconciliation and a detailed explanation of each difference, if any, in the capitalization and the net investment rate base of Kentucky-American for the base period.

**Response:**

Rate base for Base Period	\$373,987,185
Capitalization for Base Period	371,606,315
Difference	2,380,870
Difference as a Percentage of Capital	.64%

Reconciling Items:

Accounts Payable impact on working cash	2,380,870
---	-----------

For the electronic version, refer to KAW\_R\_PSCDR1\_NUM07\_012313.pdf.

**KENTUCKY-AMERICAN WATER COMPANY**  
**CASE NO. 2012-00520**  
**COMMISSION STAFF'S FIRST REQUEST FOR INFORMATION**

---

**Witness:**      **Linda C. Bridwell/Scott W. Rungren**

- 8.**      Provide a rate base, capital structure, and statement of income for Kentucky-American for the most recent actual 12-month period at the time of the company's application for rate adjustment and for the base period used in the company's application. Provide detailed explanations necessary to reconcile this information with the filed base-period revenue-requirement information.

**Response:**

Please refer to the attached.

For the electronic version, refer to KAW\_R\_PSCDR1\_NUM08\_012313.pdf.

**Kentucky American Water Company**  
**Response to Commission Staff's First Request for Information, Question 8**  
**INCOME STATEMENT**

<u>Item</u>	<u>Actual + Budget Base Year Ended 3/31/2013</u>	<u>Actuals 12 Months Ended 11/30/2012</u>	<u>Variance of Base Year to Actuals Ended 11/30/12</u>	<u>Variance %</u>	<u>Reconciliation</u>
<b>Operating Revenues</b>	\$ 87,282,760	\$ 85,519,268	\$ (1,763,492)	-2%	Actuals are lower due primarily to low actual winter usage & fewer late fees than in the base period. Offsetting this is higher revenues collected for others in actuals than were budgeted.
<b>Operating Expenses:</b>					
O&M	\$ 33,903,162	\$ 33,683,008	\$ (220,155)	-1%	Actuals lower due to production costs and support services increases post November 2012 in the base year, net of decreases to labor and various sundry items post November 2012.
Depreciation & Cost of Removal	11,872,191	11,436,655	(435,536)	-4%	Actuals lower due to timing. This is primarily due to less plant and to base year inclusion of several months of BT assets depreciating at 20%.
Amortization	207,018	206,494	(524)	0%	
Taxes Other Than Income	4,797,323	4,881,015	83,692	2%	Actual Taxes Higher than 2012 Budget
State Income Tax	1,565,573	1,449,692	(115,881)	-7%	
Federal Income Tax	8,616,505	8,422,208	(194,297)	-2%	
<b>Total Expenses</b>	\$ 60,961,773	\$ 60,079,073	\$ (882,700)	-1%	
<b>Utility Operating Income</b>	\$ 26,320,987	\$ 25,440,196	\$ (880,791)	-3%	
<b>Other Income / Net</b>	\$ 939,227	\$ 5,330,834	\$ 4,391,607	468%	Tax Benefit of Jacobson Park Donation
<b>Income Before Deductions</b>	\$ 27,260,214	\$ 30,771,030	\$ 3,510,816	13%	
<b>Deductions</b>					
Interest on LTD	\$ 12,053,984	\$ 11,708,776	\$ (345,209)	-3%	Base Year Includes Debt Issuance post November 2012
Amortization of Debt Expense	73,259	70,527	(2,732)	-4%	
Interest on Bank Debt	62,061	57,134	(4,927)	-8%	
<b>Total Deductions</b>	12,189,304	11,836,437	(352,867)		
<b>Net Income</b>	\$ 15,070,910	\$ 18,934,593	\$ 3,863,683	26%	

**Kentucky American Water Company**  
**Response to Commission Staff's First Request for Information, Question 8**  
**RATE BASE**

Line	Item	Actuals Ended November 30, 2012	Base Period Ending March 31, 2013	Variance	Reconciliation
1	<b>Utility Plant:</b>				
2	Utility Plant in Service	\$ 594,005,726	\$ 598,439,504	\$ 4,433,779	Additional investments planned in 4 Months Beyond Nov. 2012
3	Property Held for Future Use		-	-	
4	Utility Plant Acquisition Adjustments		-	-	
5	Construction Work in Progress	13,422,967	15,575,022	2,152,055	Additional investments planned in four months beyond Nov. 2012
6	Total Utility Plant (Sum Lines 2-5)	\$ 607,428,693	\$ 614,014,527	\$ 6,585,834	
7					
8	<b>Accumulated Depreciation:</b>				
9	Accumulated Provision for Depreciation UPIS	\$ 125,903,073	\$ 128,073,154	\$ 2,170,081	Additional Depreciation in four months beyond November 2012
10					
11	Net Utility Plant (Line 6 - Line 9):	\$ 481,525,620	\$ 485,941,373	\$ 4,415,753	
12					
13					
14	<b>Additions:</b>				
15	Working Capital	n/a	\$ 2,700,000	\$ 2,700,000	Lead Lag Study used for Rate Case
16	Materials & Supplies	\$ 901,173	\$ 727,081	\$ (174,092)	Current Balance Higher Than Budgeted
					Four months additional amortization reflected in base period. As of Nov. 30, 2012, funds already spent on Hydrotreater #2 & Fairgrounds Tank (not reflected in Base Period).
17	Deferred Maintenance / Tank Painting	3,657,355	3,226,606	(430,749)	
18	Deferred Debits	1,602,998	1,583,971	(19,027)	Base Period includes four additional months of amortization
19	Total Additions:	\$ 6,161,526	\$ 8,237,658	\$ 2,076,132	
20					
21	<b>Deductions:</b>				
22	Deferred Income Taxes	\$ 53,691,522	\$ 55,284,108	\$ 1,592,586	Additional Taxes Budgeted in Base Period
23	Deferred Investment Tax Credits	64,203	61,653	(2,551)	Base Period includes four additional months amortization
24	Customer Advances for Construction	13,496,639	13,545,381	48,742	Base Period includes four additional months of net advances.
25	Contributions in Aid of Construction	51,675,675	52,036,709	361,034	Base Period includes four additional months of contributions net of amortizations Base Year includes 3 months of lower 2013 pension contributions. Also, actuals include additional pension contribution not captured in base year. Contract retentions lower than reflected in base year.
26	Other Rate Base Elements	(1,975,912)	(739,176)	1,236,736	
27	Total Deductions:	\$ 116,952,128	\$ 120,188,676	\$ 3,236,548	

**Kentucky American Water Company**  
**Response to Commission Staff's First Request for Information, Question 8**  
**CAPITAL STRUCTURE**

<u>Item</u>	<u>Actual + Budget Base Year Ended 3/31/2013</u>	<u>Actuals 12 Months Ended 11/30/2012</u>	<u>Variance of Base Year to Actuals Ended 11/30/12</u>	<u>Variance %</u>	<u>Reconciliation</u>
Short-Term Debt	\$ 14,734,711	\$ 2,627,408	\$ (12,107,303)	-82%	STD has fluctuating balance, reflecting volatility in cash receipts and disbursements.
Long-Term Debt	193,955,717	186,179,728	(7,775,989)	-4%	\$8 million debt issuance planned for Nov 2012 was rescheduled to May 2013.
Preferred Stock	4,481,756	4,481,499	(257)	0%	Difference due to additional four months amortization of preferred stock expense, causing preferred stock carrying value to increase over time.
Common Equity	157,723,157	163,585,662	5,862,505	4%	\$2 million equity infusion scheduled for Dec 2012 was rescheduled to June 2013. Remaining difference due to earnings variance.
<u>Total Capital</u>	<u>\$ 370,895,341</u>	<u>\$ 356,874,298</u>	<u>\$ (14,021,043)</u>	<u>-4%</u>	
JDITC:	\$ 710,974	\$ 736,689	\$ 25,715	4%	Difference due to additional four months amortization of JDITC.

**KENTUCKY-AMERICAN WATER COMPANY**  
**CASE NO. 2012-00520**  
**COMMISSION STAFF'S FIRST REQUEST FOR INFORMATION**

---

**Witness:**     **Lance E. Williams**

9.     Describe the process that Kentucky-American uses to plan and approve construction projects.

**Response:**

The long-term construction planning begins with the Least Cost/Comprehensive Planning Study, which evaluates the distribution system, storage facilities and production capacities. The study identifies projects for construction over a fifteen-year planning horizon, with immediate needs identified for construction within five years. KAW's most recent formal study was completed in 1992, although a draft update to the plan for distribution, storage and production systems was developed in 1999. This draft was not finalized due to the continued concerns and impact of the system from the source of supply solution. The storage analysis was finalized and updated and filed with the PSC in December 2005 as part of KAW's initial application in Case No. 2005-00546.

The Engineering group works with the Vice President Operations, Operations Superintendents and Operations Supervisors to prioritize projects and identify any projects that may not have been included in the five-year plan. This is reviewed by the President and submitted to the Capital Investment Management Committee ("CIMC"). The five-year plan is utilized to develop immediate year budgets based on urgency of the projects. Project authorization is submitted with the annual budget to the CIMC and then approved by the Capital Investment Review Committee. Projects over \$10 million are approved by the Board of Directors individually; otherwise the projects are authorized by the Board of Directors as part of the entire annual strategic capital expenditures plan. The CIMC also authorizes changes to project scope or cost within the Strategic Capital Expenditure Plan. Projects for compliance with local, state, and federal regulations, improvement of service and fire flows, and reductions of maintenance problems are given priorities.

The 1992 LC/CPS was filed originally with the PSC in July 1992 and filed electronically in the Case Number 2004-00103 as KAW\_R\_PSCDR1#8\_052004.pdf.

For the electronic version, refer to KAW\_R\_PSCDR1\_NUM09\_012313.pdf.

**KENTUCKY-AMERICAN WATER COMPANY  
CASE NO. 2012-00520  
COMMISSION STAFF'S FIRST REQUEST FOR INFORMATION**

---

**Witness:**      **Lance E. Williams**

- 10.**      Provide Kentucky-American's long-term construction planning program in effect as of the date of the filing of Kentucky-American's application.

**Response:**

Please refer to the attached.

For the electronic version, refer to KAW\_R\_PSCDR1\_NUM10\_012313.pdf.

STRATEGIC CAPITAL EXPENDITURE PLAN										
Business Unit	Business Unit No.	SAP WBS	Project Title	Inservice Date	Prior Years Actuals	Total 2012	Total 2013	Total 2014	Total 2015	U.S. \$
<b>PROGRAM</b>										
Kentucky										
Revision Date	October 4, 2012									
Description	KY 2 Yr BP 2012-2014 SCEP									
<b>Business Unit</b>	<b>Business Unit No.</b>	<b>SAP WBS</b>	<b>Project Title</b>	<b>Inservice Date</b>	<b>Prior Years Actuals</b>	<b>Total 2012</b>	<b>Total 2013</b>	<b>Total 2014</b>	<b>Total 2015</b>	<b>U.S. \$</b>
<b>RECURRING PROJECTS</b>										
Kentucky	DV	D12-01-P	Projects Funded by Others			2,298,414.69	2,090,900.00	2,122,901.00	2,500,000.00	
Kentucky	A	R12-01-A1	Mains - New			940,214.05	259,989.00	284,955.50	300,000.00	
Kentucky	B	R12-01-B1	Mains - Replaced / Restored			1,769,613.29	2,064,364.67	2,077,603.50	3,000,000.00	
Kentucky	C	R12-01-C1	Mains - Unscheduled			242,099.14	275,483.50	275,483.50	300,000.00	
Kentucky	D	R12-01-D1	Mains - Relocated			302,501.47	480,079.00	515,078.50	515,000.00	
Kentucky	E	R12-01-E1	Hydrants, Valves, and Manholes - New			105,342.98	184,992.50	201,500.00	205,000.00	
Kentucky	F	R12-01-F1	Hydrants, Valves, and Manholes - Replaced			187,511.08	305,695.50	305,696.00	310,000.00	
Kentucky	G	R12-01-G1	Services and Laterals - New			1,094,725.11	1,042,444.50	1,101,428.50	900,000.00	
Kentucky	H	R12-01-H1	Services and Laterals - Replaced			577,113.08	1,011,321.00	1,048,993.50	800,000.00	
Kentucky	I	R12-01-I1	Meters - New			933,276.32	504,239.50	504,240.50	515,000.00	
Kentucky	J	R12-01-J1	Meters - Replaced			3,079,731.92	2,362,739.00	2,320,552.00	1,800,000.00	
Kentucky	K	R12-01-K1	ITS Equipment and Systems			739,868.56	315,805.00	117,860.00	135,000.00	
Kentucky	L	R12-01-L1	SCADA Equipment and Systems			1,041,204.68	1,113,688.00	131,313.00	135,000.00	
Kentucky	M	R12-01-M1	Security Equipment and Systems			21,010.00	210,100.00	157,574.50	150,000.00	
Kentucky	N	R12-01-N1	Offices and Operations Centers			303,268.83	105,050.00	126,060.00	85,000.00	
Kentucky	O	R12-01-O1	Vehicles			565,952.67	541,008.00	562,018.00	600,000.00	
Kentucky	P	R12-01-P1	Tools and Equipment			370,775.98	307,797.00	343,569.00	400,000.00	
Kentucky	Q	R12-01-Q1	Process Plant Facilities and Equipment			1,479,568.70	1,381,991.00	1,401,693.00	1,800,000.00	
Kentucky	R		Capitalized Tank Rehabilitation / Painting							
Kentucky	S	R12-01-S1	Engineering Studies			66,085.11	42,020.00	42,020.00	50,000.00	
			<b>Total Recurring Projects</b>			<b>13,819,862.97</b>	<b>12,508,817.17</b>	<b>11,517,639.00</b>	<b>12,000,000.00</b>	
<b>ACQUISITIONS</b>										
Kentucky			<b>Total Acquisitions</b>							
<b>CENTRALLY SPONSORED PROJECTS</b>										
Kentucky	CS-1201-1		Business Transformation 2009	6/30/2010						
Kentucky	CS-1201-3	T12-0102-P	Business Transformation 2010 - 2014	5/1/2013	4,522,880	4,052,675.73	1,853,963.00	115,183.00		
Kentucky	CS-1201-4	T12-0103-P	Business Transformation 2010 - 2014	5/1/2013	300,972	419,384.57	43,382.00			
			<b>Total Centrally Sponsored Projects</b>			<b>4,472,060.30</b>	<b>1,897,345.00</b>	<b>115,183.00</b>		
<b>INVESTMENT PROJECTS</b>										
Kentucky	12020607	I12-020001	New WTP On Pool 3 of Kentucky	9/20/2010	164,101,828	12,163.72				
Kentucky	IP-1202-38	I12-020027	Russell Cave Rd Main Extension	12/15/2012	447,814	38,189.95				
Kentucky	IP-1202-18	I12-020009	US 25 Relocation	7/30/2012	1,630,480	1,180,167.38				
Kentucky	IP-1202-19	I12-020010	Leestown Road	5/15/2013	909,612	423,657.00	440,000.00			
Kentucky	IP-1202-36	I12-020025	Pump Efficiency Replacement	6/1/2013		1,586,656.52	831,596.33			
Kentucky	IP-1202-9	I12-020031	Todds and Cleveland Rd Main Extension	11/15/2014				2,400,000.00		
Kentucky	IP-1202-10	I12-020002	KRS Clearwell Improvements (332)	6/15/2015				3,000,000.00		
Kentucky	IP-1202-11	I12-020003	I-75 Main Extension	11/15/2014				2,000,000.00		
Kentucky	IP-1202-13	I12-020005	Greenwich Rd Main Extension	10/15/2014				1,300,000.00		
Kentucky	IP-1202-16	I12-020007	North Upper St Main Replacement (343)	12/15/2014				1,500,282.00		
Kentucky	IP-1202-20		KY Major Highway					1,000,000.00		
Kentucky	IP-1202-23		KRS Carbon and Pre-Chlorine Feed	9/15/2014				500,000.00		
Kentucky	IP-1202-27		KRS Hydrotreater Valve & Flow Meter	7/30/2014				250,000.00		
Kentucky	IP-1202-39		Pump Efficiency Repl	9/25/2014				457,866.00		
Kentucky	IP-1232-3		Northern project see IP-1232-5		344,375	(343,664.88)				
Kentucky	IP-1232-5	I12-300003	Northern Division Connection	12/28/2013		3,892,186.00	9,793,797.00	418,885.00		
Kentucky	IP-1233-1		Owenton WWTP Phosphorus							
Kentucky	IP-1201-10	I12-010001	Unallocated Indirect Overhead						5,000,000.00	
Kentucky	IP-2015-A		RRS Filtration Building						3,692,000.00	
Kentucky	IP-2015-B		Briar Hill Tank Area						1,000,000.00	
Kentucky	IP-2015-C		North of Sealeville						1,000,000.00	
Kentucky	IP-2015-D		KRS Pumps							
Kentucky	IP-1201-9		IP Project Unbudgeted Capital							
			<b>Total Investment Projects</b>			<b>6,789,355.69</b>	<b>11,065,393.33</b>	<b>12,827,033.00</b>	<b>13,000,818.00</b>	
			<b>Total Investment and Centrally Sponsored Projects</b>			<b>11,261,415.99</b>	<b>12,962,738.33</b>	<b>12,942,216.00</b>	<b>13,000,818.00</b>	
			<b>Contributions</b>			(2,915,423.77)	(3,165,000.00)	(1,725,000.00)	(1,600,000.00)	
			<b>Advances</b>			(1,345,268.42)	(1,559,000.00)	(1,486,000.00)	(1,850,000.00)	
			<b>Total Refunds</b>			713,000.00	905,000.00	1,000,000.00	1,000,000.00	
			<b>Gross minus BT</b>			<b>22,907,633.35</b>	<b>25,665,110.50</b>	<b>26,467,573.00</b>	<b>27,500,818.00</b>	
			<b>Net minus BT</b>			<b>(3,547,692.19)</b>	<b>(3,819,000.00)</b>	<b>(2,211,000.00)</b>	<b>(2,450,000.00)</b>	
			<b>Gross plus BT</b>			<b>19,359,941.16</b>	<b>21,846,110.50</b>	<b>24,256,573.00</b>	<b>25,050,818.00</b>	
			<b>Net plus BT</b>			<b>27,379,693.65</b>	<b>27,562,455.50</b>	<b>26,562,756.00</b>	<b>27,500,818.00</b>	
			<b>Accum Gross minus BT</b>			<b>(3,547,692.19)</b>	<b>(3,819,000.00)</b>	<b>(2,211,000.00)</b>	<b>(2,450,000.00)</b>	
			<b>Accum Net minus BT</b>			<b>23,832,001.46</b>	<b>23,743,455.50</b>	<b>24,371,756.00</b>	<b>25,050,818.00</b>	
			<b>Total across</b>			<b>Total across</b>	<b>Total across</b>	<b>Total across</b>	<b>Total across</b>	
			<b>Accum Gross minus BT</b>			22,907,633.35	25,665,110.50	26,467,573.00	27,500,818.00	
			Variance			(3,547,692.19)	(3,819,000.00)	(2,211,000.00)	(2,450,000.00)	
			Accum Net minus BT			19,359,941.16	21,846,110.50	24,256,573.00	25,050,818.00	
			<b>Accum Gross plus BT</b>			27,379,693.65	27,562,455.50	26,562,756.00	27,500,818.00	
			Variance			(3,547,692.19)	(3,819,000.00)	(2,211,000.00)	(2,450,000.00)	
			Accum Net plus BT			23,832,001.46	23,743,455.50	24,371,756.00	25,050,818.00	



STRATEGIC CAPITAL EXPENDITURE PLAN									
Business Unit	Business Unit No.	SAP WBS	Project Title	Inservice Date	Prior Years Actuals	Total 2012	Total 2013	Total 2014	Total 2015
U.S. \$									
<b>PROGRAM</b>									
Kentucky									
Business Unit	Kentucky								
Revision Date	October 4, 2012								
Description	KY 2 Yr BP 2012-2014 SCEP								
Business Unit	Business Unit No.	SAP WBS	Project Title	Inservice Date	Prior Years Actuals	Total 2012	Total 2013	Total 2014	Total 2015
U.S. \$									
<b>RECURRING PROJECTS</b>									
Kentucky	DV	D12-01-P	Projects Funded by Others			2,298,414.69	2,090,900.00	2,122,901.00	2,500,000.00
Kentucky	A	R12-01-A1	Mains - New			940,214.05	259,989.00	284,955.50	300,000.00
Kentucky	B	R12-01-B1	Mains - Replaced / Restored			1,769,613.29	2,064,364.67	2,077,603.50	3,000,000.00
Kentucky	C	R12-01-C1	Mains - Unscheduled			242,099.14	275,483.50	275,483.50	300,000.00
Kentucky	D	R12-01-D1	Mains - Relocated			302,501.47	480,079.00	515,078.50	515,000.00
Kentucky	E	R12-01-E1	Hydrants, Valves, and Manholes - New			105,342.98	184,992.50	201,500.00	205,000.00
Kentucky	F	R12-01-F1	Hydrants, Valves, and Manholes - Replaced			187,511.08	305,695.50	305,696.00	310,000.00
Kentucky	G	R12-01-G1	Services and Laterals - New			1,094,725.11	1,042,444.50	1,101,428.50	900,000.00
Kentucky	H	R12-01-H1	Services and Laterals - Replaced			577,113.08	1,011,321.00	1,048,993.50	800,000.00
Kentucky	I	R12-01-I1	Meters - New			933,276.32	504,239.50	504,240.50	515,000.00
Kentucky	J	R12-01-J1	Meters - Replaced			3,079,731.92	2,362,739.00	2,320,552.00	1,800,000.00
Kentucky	K	R12-01-K1	ITS Equipment and Systems			739,868.56	315,805.00	117,860.00	135,000.00
Kentucky	L	R12-01-L1	SCADA Equipment and Systems			1,041,204.68	1,113,688.00	131,313.00	135,000.00
Kentucky	M	R12-01-M1	Security Equipment and Systems			21,010.00	210,100.00	157,574.50	150,000.00
Kentucky	N	R12-01-N1	Offices and Operations Centers			303,268.83	105,050.00	126,060.00	85,000.00
Kentucky	O	R12-01-O1	Vehicles			565,952.67	541,008.00	562,018.00	600,000.00
Kentucky	P	R12-01-P1	Tools and Equipment			370,775.98	307,797.00	343,569.00	400,000.00
Kentucky	Q	R12-01-Q1	Process Plant Facilities and Equipment			1,479,568.70	1,381,991.00	1,401,693.00	1,800,000.00
Kentucky	R		Capitalized Tank Rehabilitation / Painting						
Kentucky	S	R12-01-S1	Engineering Studies			66,085.11	42,020.00	42,020.00	50,000.00
<b>Total Recurring Projects</b>						<b>13,819,862.97</b>	<b>12,508,817.17</b>	<b>11,517,639.00</b>	<b>12,000,000.00</b>
<b>ACQUISITIONS</b>									
<b>Total Acquisitions</b>									
<b>CENTRALLY SPONSORED PROJECTS</b>									
Kentucky	CS-1201-1		Business Transformation 2009	6/30/2010					
Kentucky	CS-1201-3	T12-0102-P	Business Transformation 2010 - 2014	5/1/2013	4,522,880	4,052,675.73	1,853,963.00	115,183.00	
Kentucky	CS-1201-4	T12-0103-P	Business Transformation 2010 - 2014	5/1/2013	300,972	419,384.57	43,382.00		
<b>Total Centrally Sponsored Projects</b>						<b>4,472,060.30</b>	<b>1,897,345.00</b>	<b>115,183.00</b>	
<b>INVESTMENT PROJECTS</b>									
Kentucky	12020607	I12-020001	New WTP On Pool 3 of Kentucky	9/20/2010	164,101,828	12,163.72			
Kentucky	IP-1202-38	I12-020027	Russell Cave Rd Main Extension	12/15/2012	447,814	38,189.95			
Kentucky	IP-1202-18	I12-020009	US 25 Relocation	7/30/2012	1,630,480	1,180,167.38			
Kentucky	IP-1202-19	I12-020010	Leestown Road	5/15/2013	909,612	423,657.00	440,000.00		
Kentucky	IP-1202-36	I12-020025	Pump Efficiency Replacement	6/1/2013		1,586,656.52	831,596.33		
Kentucky	IP-1202-9	I12-020031	Todds and Cleveland Rd Main Extension	11/15/2014					
Kentucky	IP-1202-10	I12-020002	KRS Clearwell Improvements (332)	6/15/2015					
Kentucky	IP-1202-11	I12-020003	I-75 Main Extension	11/15/2014					
Kentucky	IP-1202-13	I12-020005	Greenwich Rd Main Extension	10/15/2014					
Kentucky	IP-1202-16	I12-020007	North Upper St Main Replacement (343)	12/15/2014					
Kentucky	IP-1202-20		KY Major Highway						
Kentucky	IP-1202-23		KRS Carbon and Pre-Chlorine Feed	9/15/2014					
Kentucky	IP-1202-27		KRS Hydrotreater Valve & Flow Meter	7/30/2014					
Kentucky	IP-1202-39		Pump Efficiency Repl	9/25/2014					
Kentucky	IP-1232-3		Northern project see IP-1232-5		344,375	(343,664.88)			
Kentucky	IP-1232-5	I12-300003	Northern Division Connection	12/28/2013		3,892,186.00	9,793,797.00	418,885.00	
Kentucky	IP-1233-1		Owenton WWTP Phosphorus						
Kentucky	IP-1201-10	I12-010001	Unallocated Indirect Overhead						5,000,000.00
Kentucky	IP-2015-A		RRS Filtration Building						3,692,000.00
Kentucky	IP-2015-B		Briar Hill Tank Area						1,000,000.00
Kentucky	IP-2015-C		North of Sealeville						1,000,000.00
Kentucky	IP-2015-D		KRS Pumps						
Kentucky	IP-1201-9		IP Project Unbudgeted Capital						
<b>Total Investment Projects</b>						<b>6,789,355.69</b>	<b>11,065,393.33</b>	<b>12,827,033.00</b>	<b>13,000,818.00</b>
<b>Total Investment and Centrally Sponsored Projects</b>						<b>11,261,415.99</b>	<b>12,962,738.33</b>	<b>12,942,216.00</b>	<b>13,000,818.00</b>
<b>Contributions</b>						<b>(2,915,423.77)</b>	<b>(3,165,000.00)</b>	<b>(1,725,000.00)</b>	<b>(1,600,000.00)</b>
<b>Advances</b>						<b>(1,345,268.42)</b>	<b>(1,559,000.00)</b>	<b>(1,486,000.00)</b>	<b>(1,850,000.00)</b>
<b>Total Refunds</b>						<b>713,000.00</b>	<b>905,000.00</b>	<b>1,000,000.00</b>	<b>1,000,000.00</b>
<b>Gross minus BT</b>						<b>22,907,633.35</b>	<b>25,665,110.50</b>	<b>26,467,573.00</b>	<b>27,500,818.00</b>
<b>Net minus BT</b>						<b>(3,547,692.19)</b>	<b>(3,819,000.00)</b>	<b>(2,211,000.00)</b>	<b>(2,450,000.00)</b>
<b>Gross plus BT</b>						<b>19,359,941.16</b>	<b>21,846,110.50</b>	<b>24,256,573.00</b>	<b>25,050,818.00</b>
<b>Net plus BT</b>						<b>27,379,693.65</b>	<b>27,562,455.50</b>	<b>26,582,756.00</b>	<b>27,500,818.00</b>
<b>Accum Gross minus BT</b>						<b>(3,547,692.19)</b>	<b>(3,819,000.00)</b>	<b>(2,211,000.00)</b>	<b>(2,450,000.00)</b>
<b>Accum Net minus BT</b>						<b>23,832,001.46</b>	<b>23,743,455.50</b>	<b>24,371,756.00</b>	<b>25,050,818.00</b>
<b>Total across</b>						<b>Total across</b>	<b>Total across</b>	<b>Total across</b>	<b>Total across</b>
<b>Accum Gross minus BT</b>						<b>22,907,633.35</b>	<b>25,665,110.50</b>	<b>26,467,573.00</b>	<b>27,500,818.00</b>
<b>Variance</b>						<b>(3,547,692.19)</b>	<b>(3,819,000.00)</b>	<b>(2,211,000.00)</b>	<b>(2,450,000.00)</b>
<b>Accum Net minus BT</b>						<b>19,359,941.16</b>	<b>21,846,110.50</b>	<b>24,256,573.00</b>	<b>25,050,818.00</b>
<b>Accum Gross plus BT</b>						<b>27,379,693.65</b>	<b>27,562,455.50</b>	<b>26,582,756.00</b>	<b>27,500,818.00</b>
<b>Variance</b>						<b>(3,547,692.19)</b>	<b>(3,819,000.00)</b>	<b>(2,211,000.00)</b>	<b>(2,450,000.00)</b>
<b>Accum Net plus BT</b>						<b>23,832,001.46</b>	<b>23,743,455.50</b>	<b>24,371,756.00</b>	<b>25,050,818.00</b>

**KENTUCKY-AMERICAN WATER COMPANY**  
**CASE NO. 2012-00520**  
**COMMISSION STAFF'S FIRST REQUEST FOR INFORMATION**

---

**Witness:**      **Lance E. Williams**

- 11.**    a.    For each construction project that Kentucky-American has commenced from January 1, 2002 through December 31, 2011, provide the information listed below in the format contained in Schedule 1:
- (1)    Project number;
  - (2)    Project title and description;
  - (3)    Annual actual cost;
  - (4)    Annual original budgeted cost;
  - (5)    Variance between annual actual cost and annual original budgeted cost in dollars;
  - (6)    Variance between annual actual cost and annual original budgeted cost as a percentage;
  - (7)    Percentage of total construction budget that proposed project comprises for the budgeted year;
  - (8)    Total actual project cost;
  - (9)    Total budgeted project cost;
  - (10)    Variance between total actual project cost and total budgeted project cost;
  - (11)    Date the original budget projected the project to start;
  - (12)    Date the original budget projected the project to be completed;
  - (13)    Date construction of project actually commenced; and
  - (14)    Date construction of the project was actually completed.
- b.    For each project in which a variance between actual and budgeted cost occurred, or in which a delay in its start or completion occurred, describe the variance or delay and the reasons for such variance or delay.
- c.    Provide the information requested in 11(a) and 11(b) for the calendar year 2012 when available.
- d.    Provide a copy of the construction budget variance information requested in Item 11(a) and 11(c) on a CD-ROM in Microsoft Excel format.

**Response:**

- a.    Please see attached.
- b.    Please see attached.
- c.    This response will be updated when the information for 2012 is completed.

- d. Please refer to the excel file that was filed electronically as KAW\_R\_PSCDR1\_NUM11\_012313.xlsx.

For the electronic version, refer to KAW\_R\_PSCDR1\_NUM11\_012313.pdf.



Kentucky American Water  
Case No. 2012-00520  
Construction Projects  
As of 2011

Type of Filing: X Original Updated Revised  
Worksheet Reference No(s):

Schedule 1

Witness Responsible:  
Lance Williams

Item	Description	Annual Actual	Annual Original Budget	Variance Dollars	Variance Percent	Percent of Budget	Total Actual Project Cost	Total Budget Project Cost	Variance	Date Original Budget Start	Date Original Budget End	Date Actual Start	Date Actual End
<b>BUDGET PROJECTS</b>													
12020204	Source of Supply Project Dev	\$ -	\$ 200,000	\$ 513,639	356.82%	0.00%	3,049,718	0	0	Apr-02	Dec-03	Jun-01	Nov-10
12020607	New WTP On Pool 3 of Kentucky	\$ (79,129)	\$ 200,000	\$ 513,639	356.82%	0.78%	3,049,718	0	0	May-06	Dec-10	May-06	Nov-10
IP-1202-5	North Broadway Main Replacement	\$ (129,989)	\$ 980,513	\$ (79,129)	-13.26%	0.00%	3,049,718	3,136,145	(86,427)	Dec-07	Jun-09	Mar-08	Oct-11
IP-1202-6	Carriek Pike Main Extension	\$ (108)	\$ 897,983	\$ (108)	46.24%	0.00%	549,821	532,854	16,967	May-08	May-09	May-08	n/a
IP-1202-17	South Limestone Replacement	\$ 415,236	\$ 1,263,746	\$ (848,510)	52.70%	3.51%	549,821	532,854	16,967	Jul-09	Jul-09	Jun-10	Jan-11
IP-1202-18	US 25 Relocation	\$ 666,047	\$ 660,000	\$ 6,047	0.00%	4.94%	549,821	532,854	16,967	Feb-10	Oct-10	Sep-10	Jan-11
IP-1202-19	Leestown Road	\$ -	\$ 1,000,000	\$ (1,000,000)	0.00%	2.58%	549,821	532,854	16,967	Oct-11	Sep-12	Oct-10	n/a
IP-1202-21	KRS High Service Pumping	\$ 138,043	\$ 1,000,000	\$ (861,957)	0.00%	3.91%	549,821	532,854	16,967	Aug-11	Dec-11	Oct-10	n/a
IP-1202-31	KRS Raw Water Access	\$ 447,814	\$ 470,000	\$ (22,186)	7.33%	0.00%	2,808,876	2,756,632	52,244	Mar-10	Dec-10	May-10	Nov-11
IP-1202-32	Lexington Operations Center	\$ 344,375	\$ 4,700,000	\$ (4,355,625)	0.00%	0.00%	2,808,876	2,756,632	52,244	Oct-11	Jul-12	Oct-11	Nov-11
IP-1202-38	Russell Cave Road Sys Impr	\$ -	\$ 140,000	\$ (140,000)	0.00%	0.55%	2,808,876	2,756,632	52,244	Feb-11	n/a	n/a	n/a
IP-1233-1	Owenton WWTP Phosphorous	\$ 3,511,544	\$ 2,304,462	\$ 1,207,082	152.38%	9.02%	2,808,876	2,756,632	52,244	Apr-11	Jul-11	n/a	n/a
CS-1201-3	Business Transformation	\$ 300,972	\$ 114,262	\$ 186,710	0.00%	0.45%	2,808,876	2,756,632	52,244	Jan-10	Dec-14	Feb-10	n/a
CS-1201-4	Business Transformation Other	\$ (83,705)	\$ 114,262	\$ (198,000)	0.00%	0.00%	2,808,876	2,756,632	52,244	Sep-11	Dec-14	Oct-11	n/a
IP-1232-1	Owenton Chemical Bulk Storage/Owenton Post Acquisition Phase 2	\$ (1,091)	\$ 12,260,966	\$ (12,262,057)	80.92%	0.00%	2,808,876	2,756,632	52,244	Jan-11	Dec-11	n/a	n/a
IP-1201-9	IP Project Unbudgeted Capital	\$ 6,243,649	\$ 12,260,966	\$ (6,017,317)	50.92%	0.00%	2,808,876	2,756,632	52,244	Jan-09	n/a	n/a	n/a









Kentucky American Water  
Case No. 2012-00520  
Construction Projects  
As of 2009

Type of Filing: X Original Updated Revised  
Worksheet Reference No(s):

Schedule 1

Witness Responsible:  
Lance Williams

Item	Description	Annual Actual	Annual Original Budget	Variance Dollars	Variance Percent	Percent of Budget	Total Actual Project Cost	Total Budget Project Cost	Variance	Date Original Budget Start	Date Original Budget End	Date Actual Start	Date Actual End
<b>BUDGET PROJECTS</b>													
02-02	2002 MAJOR HIGHWAY RELOCATIONS	\$ 19,206	\$ -	\$ 19,206		0.00%			0	Jan-02	Dec-02	Jan-02	Nov-02
02-04	SOURCE OF SUPPLY DEVELOPMENT	\$ 106,607	\$ 64,200	\$ 42,407	166.06%	0.08%			0	Apr-02	Dec-03	Jun-01	Jan-02
03-02	MAJOR HIGHWAY RELOCATIONS	\$ 267,429	\$ -	\$ 267,429		0.00%			0	Jan-03	Dec-03	Jan-03	Oct-03
04-02	MAJOR HIGHWAY RELOCATIONS (343)	\$ 25,969	\$ 49,930	\$ (23,961)	52.01%	0.06%			0	Jan-04	N/A	n/a	n/a
05-01	GROUND STORAGE TANK	\$ -	\$ 122,870	\$ (122,870)	0.00%	0.15%			0	Jul-05	Dec-07	n/a	n/a
05-08	KENTUCKY RELIABILITY IMPROVEMENT	\$ 163,786	\$ 80,000	\$ 83,786	204.73%	0.10%	7,529,870	6,239,562	1,290,308	Dec-05	Jul-07	Dec-05	Jul-09
06-02	YARNALLTON ROAD MAIN EXTENSION	\$ (1,929)	\$ -	\$ (1,929)		0.00%	442,103	200,000	242,103	Mar-06	Sep-07	Aug-06	Jan-09
06-07	NEW WTP POOL 3 OF KENTUCKY	\$ 86,106,960	\$ 59,986,790	\$ 26,120,170	143.54%	72.65%			0	May-06	Dec-10	May-06	Jan-09
12020701	INCLINE CAR REPLACEMENT AT KRS	\$ -	\$ 815,288	\$ (815,288)	0.00%	0.99%			0	Jan-07	Oct-09	Feb-07	Dec-08
12020702	MAJOR HIGHWAY RELOCATIONS 2007	\$ (23,290)	\$ -	\$ (23,290)		0.00%			0	Jan-07	Dec-07	Mar-07	
1202-5	NORTH BROADWAY MAIN REPLACEMENT	\$ 1,264,105	\$ 2,470,076	\$ (1,205,971)	51.18%	2.99%			0	Dec-07	Jun-09	Mar-08	
1232-1	OWENTON CHEMICAL BULK STORAGE	\$ 2,185	\$ 29,123	\$ (26,938)	7.50%	0.04%			0	Apr-08	Jan-09	Apr-08	
1202-6	CARRICK ROAD MAIN EXTENSION	\$ 25,590	\$ 2,637,494	\$ (2,611,904)	0.97%	3.19%			0	May-08	May-09	May-08	
CS-1201-1	BUSINESS TRANSFORMATION	\$ 211,056	\$ 356,822	\$ (145,766)	59.15%	0.43%			0	Jan-09	Dec-09	Jan-09	
		\$ 88,167,674	\$ 66,612,593	\$ 21,555,081	132.36%	0.00%							



Kentucky American Water  
Case No. 2012-00520  
Construction Projects  
As of 2008

Type of Filing: X Original Updated Revised  
Worksheet Reference No(s):

Schedule 1

Witness Responsible:  
Lance Williams

Item	Description	Annual Actual	Annual Original Budget	Variance Dollars	Variance Percent	Percent of Budget	Total Actual Project Cost	Total Budget Project Cost	Variance	Date Original Budget Start	Date Original Budget End	Date Actual Start	Date Actual End
<b>BUDGET PROJECTS</b>													
02-02	2002 MAJOR HIGHWAY RELOCATIONS	\$ 40	\$ -	\$ 40		0.00%			0	Jan-02	Dec-02	Jan-02	Nov-02
02-04	SOURCE OF SUPPLY DEVELOPMENT	\$ 348,734	\$ 64,200	\$ 284,534	543.20%	0.12%			0	Apr-02	Dec-03	Jun-01	Dec-05
03-01	ELEVATED STORAGE TANK - 2.0 MG	\$ (31)	\$ -	\$ (31)		0.00%			0	May-03	Dec-05	Jul-03	Dec-05
03-03	ELECTRICAL & RELIABILITY IMPROVEMENTS	\$ 337	\$ -	\$ 337		0.00%			0	Jan-03	Jul-04	Jun-03	Dec-05
04-02	MAJOR HIGHWAY RELOCATIONS (343)	\$ 290,942	\$ 2,935,000	\$ (2,644,058)	9.91%	5.31%	2,285,900	2,150,000	135,899	Jan-04	N/A	n/a	n/a
04-03	OWEN COUNTY MAIN EXTENSIONS (343)	\$ 316,963	\$ -	\$ 316,963		0.00%			0	Oct-04	Dec-07	Oct-04	Sep-08
05-02	RUSSELL CAVE ROAD MAIN - 34,000' OF 12" (343)	\$ (196)	\$ -	\$ (196)		0.00%			0	Apr-05	Dec-07	Aug-05	Dec-06
05-05	REPLACE TRAC-VAC SYSTEM AT RRS (332)	\$ 96,037	\$ -	\$ 96,037		0.00%			0	Apr-05	Dec-06	Apr-05	Nov-08
05-06	SLUDGE HANDLING IMPROVEMENT	\$ 172,653	\$ 50,000	\$ 122,653	345.31%	0.09%	1,236,264	994,000	242,264	Apr-05	Dec-08	Apr-05	Oct-08
05-08	KENTUCKY RELIABILITY IMPROVEMENT	\$ 1,359,117	\$ 1,210,964	\$ 148,153	11.23%	2.19%	2,199,181	1,910,000	289,181	Dec-05	Jul-07	Dec-05	Dec-06
06-01	VALVE HOUSE UPGRADES AT KRS	\$ (38,142)	\$ -	\$ (38,142)		0.00%			0	Jan-06	Dec-06	Jan-06	Dec-06
06-02	YARNALLTON ROAD MAIN EXTENSION	\$ 414,412	\$ -	\$ 414,412		0.00%			0	Mar-06	Sep-07	Aug-06	Nov-07
06-04	OWEN COUNTY SCADA SYSTEM	\$ 3,005	\$ -	\$ 3,005		0.00%			0	Feb-06	Dec-06	Apr-06	Nov-07
06-05	MALLARD POINT PRESSURE	\$ 270	\$ -	\$ 270		0.00%			0	Jan-06	Nov-06	Mar-06	Aug-07
06-06	PARKER'S MILL PUMP & DIESEL	\$ (394)	\$ -	\$ (394)		0.00%			0	Feb-06	Dec-06	Mar-06	Oct-07
06-07	NEW WTP POOL 3 OF KENTUCKY	\$ 41,822,905	\$ 33,310,430	\$ 8,512,475	125.55%	60.26%			0	May-06	Dec-10	May-06	Oct-07
06-13	HIGHWAY RELOCATION - CLAYS MILL	\$ -	\$ 850,000	\$ (850,000)	0.00%	1.54%			0	Jan-06	Apr-07	Jul-06	n/a
12020701	INCLINE CAR REPLACEMENT AT KRS	\$ 138,047	\$ 280,709	\$ (142,662)	49.18%	0.51%	194,940	1,150,000	(955,060)	Jan-07	Oct-09	Feb-07	Dec-08
12020702	MAJOR HIGHWAY RELOCATIONS 2007	\$ (102,688)	\$ -	\$ (102,688)		0.00%			0	Jan-07	Dec-07	Mar-07	Dec-08
1202-5	NORTH BROADWAY MAIN REPLACEMENT	\$ 299,377	\$ 2,350,000	\$ (2,050,623)	12.74%	4.25%			0	Jan-07	Jun-09	Mar-08	Mar-08
1232-1	OWENTON CHEMICAL BULK STORAGE	\$ 81,520	\$ 824,836	\$ (743,316)	9.88%	1.49%			0	Apr-08	Jun-09	Apr-08	Apr-08
1202-6	CARRICK ROAD MAIN EXTENSION	\$ 62,506	\$ -	\$ 62,506		0.00%			0	May-08	May-09	May-08	May-08
12320507	CHEMICAL FEED IMPROVEMENTS	\$ (37,670)	\$ -	\$ (37,670)		0.00%			0	Dec-05	Nov-06	Jun-06	Sep-07
		\$ 45,227,743	\$ 41,876,139	\$ 3,351,604	108.00%	0.00%							





Type of Filing: X\_Original \_\_\_ Updated \_\_\_ Revised  
Worksheet Reference No(s): \_\_\_\_\_

Schedule 1

Witness Responsible:  
Lance Williams

Item	Description	Annual Actual	Annual Original Budget	Variance Dollars	Variance Percent	Percent of Budget	Total Actual Project Cost	Total Budget Project Cost	Variance	Date Original Budget Start	Date Original Budget End	Date Actual Start	Date Actual End
80	DEVELOPER/GOVERNMENTAL CONTRIBUTIONS	\$ 6,486,690	\$ 4,500,000	\$ 1,986,690	144.15%	30.09%							
81	NETWORK - REPLACEMENT/RENEWAL	\$ 2,126,151	\$ 650,000	\$ 1,476,151	327.10%	4.35%							
82	NETWORK - EXTENSION	\$ 651,509	\$ 460,000	\$ 191,509	141.63%	3.08%							
83	HYDRANTS - REPLACEMENTS	\$ 176,730	\$ 26,000	\$ 150,730	679.73%	0.17%							
84	HYDRANTS - NEW	\$ 492,568	\$ 506,000	\$ (13,432)	- 97.35%	3.38%							
85	SERVICES - REPLACEMENT	\$ 868,071	\$ 525,000	\$ 343,071	165.35%	3.51%							
86	SERVICES - NEW	\$ 1,326,578	\$ 1,180,100	\$ 146,478	112.41%	7.89%							
87	METERS - REPLACEMENT	\$ 1,297,577	\$ 600,000	\$ 697,577	216.26%	4.01%							
88	METERS - NEW	\$ 1,551,511	\$ 1,118,900	\$ 432,611	138.66%	7.48%							
89	ITS EQUIPMENT & SYSTEMS	\$ 146,310	\$ 100,000	\$ 46,310	146.31%	0.67%							
90	OFFICES AND OPERATIONS CENTERS	\$ 79,428	\$ 54,000	\$ 25,428	147.09%	0.36%							
91	VEHICLES	\$ 694,765	\$ -	\$ 694,765	-	0.00%							
92	TOOLS AND EQUIPMENT	\$ 590,832	\$ 150,000	\$ 440,832	393.89%	1.00%							
93	PROCESS PLANT - REPLACEMENTS	\$ 845,297	\$ 225,000	\$ 620,297	375.69%	1.50%							
94	PROCESS PLANT - ADDITIONS	\$ 196,118	\$ 50,000	\$ 146,118	392.24%	0.33%							
95	TREATMENT MEDIA REPLACEMENT & PROCESS REHAB (if capitalized)	\$ 7,020	\$ -	\$ 7,020	-	0.00%							
96	TANK REHABILITATION/PAINTING (if capitalized)	\$ -	\$ -	\$ -	-	0.00%							
97	COMPREHENSIVE PLANNING STUDIES (if capitalized)	\$ -	\$ -	\$ -	-	0.00%							
	TOTAL	\$ 17,603,080	\$ 300,000	\$ (234,074)	21.98%	2.01%							
	ENTER ITEM 80 AND SUBTRACT	\$ 6,486,690	\$ 4,500,000	\$ 1,986,690	168.53%								
	TOTAL ITEM 81 - 97	\$ 11,116,390	\$ 5,945,000	\$ 5,171,390	186.99%								



Type of Filing: X\_Original Updated Revised  
Worksheet Reference No(s):

Schedule 1

Witness Responsible:  
Lance Williams

Item	Description	Annual Actual	Annual Original Budget	Variance Dollars	Variance Percent	Percent of Budget	Total Actual Project Cost	Total Budget Project Cost	Variance	Date Original Budget Start	Date Original Budget End	Date Actual Start	Date Actual End
80	DEVELOPER/GOVERNMENTAL CONTRIBUTIONS	\$ 6,000,465	\$ 4,080,000	\$ 1,920,465	147.07%	23.71%							
81	NETWORK - REPLACEMENT/RENEWAL	\$ 489,069	\$ 600,000	\$ (110,931)	81.51%	3.49%							
82	NETWORK - EXTENSION	\$ 676,942	\$ 255,000	\$ 421,942	265.47%	1.48%							
83	HYDRANTS - REPLACEMENTS	\$ 23,370	\$ 25,500	\$ (2,130)	91.65%	0.15%							
84	HYDRANTS - NEW	\$ 547,823	\$ 300,000	\$ 247,823	182.61%	1.74%							
85	SERVICES - REPLACEMENT	\$ 738,960	\$ 500,000	\$ 238,960	147.79%	2.91%							
86	SERVICES - NEW	\$ 1,281,490	\$ 1,157,000	\$ 124,490	110.76%	6.72%							
87	METERS - REPLACEMENT	\$ 485,925	\$ 416,800	\$ 69,125	116.58%	2.42%							
88	METERS - NEW	\$ 1,064,681	\$ 1,121,500	\$ (56,819)	94.93%	6.52%							
89	ITS EQUIPMENT & SYSTEMS	\$ 81,511	\$ 75,500	\$ 6,011	107.96%	0.44%							
90	OFFICES AND OPERATIONS CENTERS	\$ 93,531	\$ 55,000	\$ 38,531	170.06%	0.32%							
91	VEHICLES	\$ 6,533	\$ -	\$ 6,533	-	0.00%							
92	TOOLS AND EQUIPMENT	\$ 202,116	\$ 160,000	\$ 42,116	126.32%	0.93%							
93	PROCESS PLANT - REPLACEMENTS	\$ 441,263	\$ 350,000	\$ 91,263	126.08%	2.03%							
94	PROCESS PLANT - ADDITIONS	\$ 10,170	\$ 50,000	\$ (39,830)	20.34%	0.29%							
95	TREATMENT MEDIA REPLACEMENT & PROCESS REHAB (if capitalized)	\$ 167,212	\$ -	\$ 167,212	-	0.00%							
96	TANK REHABILITATION/PAINTING (if capitalized)	\$ -	\$ -	\$ -	-	0.00%							
97	COMPREHENSIVE PLANNING STUDIES (if capitalized)	\$ -	\$ -	\$ -	-	0.00%							
	TOTAL	12,311,062	9,146,300	3,164,762	134.60%								
	ENTER ITEM 80 AND SUBTRACT	6,000,465	4,080,000	1,920,465									
	TOTAL ITEM 81 - 97	6,310,596	5,066,300	1,244,296	124.56%								





Witness Responsible:  
Lance Williams

Item	Description	Annual Actual	Annual Original Budget	Variance Dollars	Variance Percent	Percent of Budget	Total Actual Project Cost	Total Budget Project Cost	Variance	Date Original Budget Start	Date Original Budget End	Date Actual Start	Date Actual End
80	DEVELOPER/GOVERNMENTAL CONTRIBUTIONS	\$ 4,003,166	\$ 4,000,000	\$ 3,166	100.08%	25.64%							
81	NETWORK - REPLACEMENT/RENEWAL	\$ 886,357	\$ 525,000	\$ 361,357	168.83%	3.37%							
82	NETWORK - EXTENSION	\$ 460,200	\$ 250,000	\$ 210,200	184.08%	1.60%							
83	HYDRANTS - REPLACEMENTS	\$ 25,782	\$ 25,000	\$ 782	103.13%	0.16%							
84	HYDRANTS - NEW	\$ 394,984	\$ 260,000	\$ 134,984	151.92%	1.67%							
85	SERVICES - REPLACEMENT	\$ 612,492	\$ 465,650	\$ 146,842	131.53%	2.99%							
86	SERVICES - NEW	\$ 1,154,016	\$ 1,134,350	\$ 19,666	101.73%	7.27%							
87	METERS - REPLACEMENT	\$ 175,758	\$ 800,800	\$ (625,042)	21.95%	5.13%							
88	METERS - NEW	\$ 1,720,107	\$ 707,350	\$ 1,012,757	243.18%	4.53%							
89	ITS EQUIPMENT & SYSTEMS	\$ 107,436	\$ 75,000	\$ 32,436	143.25%	0.48%							
90	OFFICES AND OPERATIONS CENTERS	\$ 23,159	\$ 50,000	\$ (26,841)	46.32%	0.32%							
91	VEHICLES	\$ 235,327	\$ 125,000	\$ 110,327	188.26%	0.80%							
92	TOOLS AND EQUIPMENT	\$ 19,085	\$ 76,400	\$ (57,315)	24.98%	0.49%							
93	PROCESS PLANT - REPLACEMENTS	\$ 142,457	\$ 179,250	\$ (36,793)	79.47%	1.15%							
94	PROCESS PLANT - ADDITIONS	\$ 22,715	\$ 20,000	\$ 2,715	113.57%	0.13%							
95	TREATMENT MEDIA REPLACEMENT & PROCESS REHAB (if capitalized)	\$ 187,528	\$ -	\$ 187,528	-	0.00%							
96	TANK REHABILITATION/PAINTING (if capitalized)	\$ -	\$ -	\$ -	-	0.00%							
97	COMPREHENSIVE PLANNING STUDIES (if capitalized)	\$ -	\$ -	\$ -	-	0.00%							
	TOTAL	10,170,570	8,693,800	1,476,770	116.99%								
	ENTER ITEM 80 AND SUBTRACT	4,003,166	4,000,000	3,166									
	TOTAL ITEM 81 - 97	6,167,404	4,693,800	1,473,604	131.39%								





Kentucky American Water  
Case No. 2012-00520  
Construction Projects  
As of 2003

Type of Filing: X Original Updated Revised  
Worksheet Reference No(s):

Schedule 1

Witness Responsible:  
Lance Williams

Item	Description	Annual Actual	Annual Original Budget	Variance Dollars	Variance Percent	Percent of Budget	Total Actual Project Cost	Total Budget Project Cost	Variance	Date Original Budget Start	Date Original Budget End	Date Actual Start	Date Actual End
92-12	BUDGET PROJECTS	61,504	0	61,504		0.00%	3,403,518	352,200	3,051,318	Jul-92	Dec-96	Sep-92	Dec-03
96-19	BLUEGRASS WATER PROJECT	720,918	0	720,918		0.00%				Dec-96	Jun-99	Nov-96	
98-01	CUSTOMER SERVICE SOFTWARE	56,613	0	56,613		0.00%				Sep-99	Sep-99	Feb-99	
98-08	INTEGRATED RESOURCE PLAN	1,693	0	1,693		0.00%				Apr-98	Nov-99	Aug-98	
98-09	SURGE PROTECTION KRS	140	0	140		0.00%				Feb-98	Nov-98	Aug-98	
01-02	UPGRADE CART WINCH KRS	774,799	500,000	274,799	154.96%	3.81%				Mar-01	Dec-03	Feb-01	
01-03	GROUND STORAGE TANK - 3.0 MG	352,624	500,000	(147,376)	70.52%	3.81%				Jan-01	May-03	Sep-02	
01-04	SCADA IMPROVEMENTS	487,100	600,000	(112,900)	81.18%	4.57%	2,356,593	1,500,000	856,593	Jan-01	Dec-02	Jan-01	Oct-03
01-05	SCOTT COUNTY MAINS	37,380	150,000	(112,620)	24.92%	1.14%				Jan-01	Dec-04	Feb-01	
01-07	RUSSELL CAVE ROAD TANK - 1.0 MG	(5,551)	0	(5,551)		0.00%				Jan-01	Dec-01	Jan-01	Mar-02
01-10	MAJOR HIGHWAY RELOCATIONS	504,665	450,000	54,665	112.15%	3.43%	1,651,323	1,600,000	51,323	Mar-01	Sep-02	Aug-01	Jun-03
01-11	RRS HYDRAULIC IMPROVEMENTS	1,387,929	770,000	617,929	180.25%	5.87%				Oct-01	May-03	Feb-02	
02-01	NEW COLUMBUS PROJECT	31,644	0	31,644		0.00%				Apr-02	Dec-03	Mar-02	
02-02	LEESTOWN ROAD MAIN IMPROVEMENTS	182,535	0	182,535		0.00%				Jan-02	Dec-02	Jan-02	Nov-02
02-03	2002 MAJOR HIGHWAY RELOCATIONS	207	0	207		0.00%				Aug-02	Jan-02	Dec-03	
02-04	REPLACE TRAVELLING SCREEN & HOUSING	0	207,300	(207,300)	0.00%	1.58%				Apr-02	Dec-03	Dec-03	
03-01	SOURCE OF SUPPLY DEVELOPMENT	0	150,000	(150,000)	0.00%	1.14%				Apr-02	Dec-03	Jun-01	
03-02	ELEVATED STORAGE TANK - 2.0 MG	503,390	700,000	(196,610)	71.91%	5.33%	503,390	700,000	(196,610)	May-03	Dec-05	Jul-03	Oct-03
03-03	MAJOR HIGHWAY RELOCATIONS	7,229	400,000	(392,771)	1.81%	3.05%				Jan-03	Dec-03	Jan-03	
	ELECTRICAL & RELIABILITY IMPROVEMENTS	5,104,819	4,427,300	677,519	115.30%	0.00%				Jan-03	Jul-04	Jun-03	





**KENTUCKY AMERICAN WATER - COMPARISON OF ACTUAL VS. BUDGETED CONSTRUCTION EXPENDITURES - FOR THE YEAR 2011**

INVESTMENT PROJECTS	EXPLANATION	ACTUAL PROJECT COST	ORIGINAL INVESTMENT PROJECT COST	ORIGINAL BUDGET		START		END	
				START	END	START	END	START	END
IP-1202-5 North Broadway Main Replacement	Project design and construction was delayed due to the Kentucky Transportation Cabinet.	3,049,718	3,136,145	Dec-07	Jun-09	Mar-08	Oct-11		
IP-1202-17 South Limestone Replacement	Project design and construction was delayed due to the schedule and funding of the LFUCG.	549,821	532,854	May-09	Jul-09	Jun-10	Jan-11		
IP-1202-32 Lexington Operations Center	Project was used and useful in 2010, a few change orders remained open until Nov. 2011.	2,808,876	2,756,632	Mar-10	Dec-10	May-10	Nov-11		
<b>GRAND TOTAL COMPLETED BPS</b>		<b>\$6,408,415</b>	<b>\$6,425,631</b>						



PSC Data Request 1  
Item 11b

**KENTUCKY AMERICAN WATER - COMPARISON OF ACTUAL VS. BUDGETED CONSTRUCTION EXPENDITURES - FOR THE YEAR 2010**

INVESTMENT PROJECTS	EXPLANATION	ACTUAL PROJECT COST	ORIGINAL INVESTMENT PROJECT COST	ORIGINAL BUDGET		START	END
				START	END		
12020204 Source of Supply Project Dev	Project was delayed due to the final approval and construction of KRS2.	2,133,802	2,200,060	Apr-02	Dec-03	Jun-01	Nov-10
<b>GRAND TOTAL COMPLETED BPS</b>		<b>\$2,133,802</b>	<b>\$2,200,060</b>				

**KENTUCKY AMERICAN WATER - COMPARISON OF ACTUAL VS. BUDGETED CONSTRUCTION EXPENDITURES - FOR THE YEAR 2009**

INVESTMENT PROJECTS	EXPLANATION	ACTUAL PROJECT COST	ORIGINAL INVESTMENT PROJECT COST	ORIGINAL BUDGET		START	END
				START	END		
05-08	KENTUCKY RELIABILITY IMPROVEMENT	7,529,870	6,239,562	Dec-05	Jul-07	Dec-05	Jul-09
06-02	YARNALLTON ROAD MAIN EXTENSION	442,103	200,000	Mar-06	Sep-07	Aug-06	Jan-09
GRAND TOTAL COMPLETED BP'S		\$7,971,973	\$6,439,562				

PSC Data Request 1  
Item 11b

**KENTUCKY AMERICAN WATER - COMPARISON OF ACTUAL VS. BUDGETED CONSTRUCTION EXPENDITURES - FOR THE YEAR 2008**

	INVESTMENT PROJECTS	EXPLANATION	ACTUAL PROJECT COST	ORIGINAL INVESTMENT PROJECT COST	ORIGINAL BUDGET		START	END
					START	END		
04-03	OWEN COUNTY MAIN EXTENSIONS (343)	Weather delays and tough laying conditions delayed project.	2,285,900	2,150,001	Oct-04	Dec-07	Oct-04	Sep-08
05-05	REPLACE TRAC-VAC SYSTEM AT RRS (332)	Construction was shutdown during peak demand which delayed schedule and increased contractor costs.	1,236,264	994,000	Apr-05	Dec-06	Apr-05	Nov-08
05-06	SLUDGE HANDLING IMPROVEMENT	Construction was shutdown during peak demand which delayed schedule and increased contractor costs.	2,199,181	1,910,000	Apr-05	Dec-08	Apr-05	Oct-08
12020701	INCLINE CAR REPLACEMENT AT KRS	Project was put on hold to conduct a study. Phase one was completed for safety.	194,940	1,150,000	Jan-07	Oct-09	Feb-07	Dec-08
	<b>GRAND TOTAL COMPLETED BP'S</b>		<b>\$5,916,286</b>	<b>\$6,204,001</b>				

PSC Data Request 1  
Item 11b

KENTUCKY AMERICAN WATER - COMPARISON OF ACTUAL VS. BUDGETED CONSTRUCTION EXPENDITURES - FOR THE YEAR 2007

	INVESTMENT PROJECTS	EXPLANATION	ACTUAL PROJECT COST	ORIGINAL INVESTMENT PROJECT COST	ORIGINAL BUDGET		START	END
					START	END		
05-07	CHEMICAL FEED IMPROVEMENTS	Project design delayed to accommodate Division of Water requirements.	488,756	480,000	12/05	11/06	6/06	9/07
06-04	OWEN COUNTY SCADA SYSTEM	Construction bids higher than anticipated. Project delayed for programming.	610,985	500,000	2/06	12/06	4/06	11/07
06-05	MALLARD POINT PRESSURE	Pump manufacturer delayed delivery of booster station.	332,155	325,000	1/06	11/06	3/06	8/07
06-06	PARKER'S MILL PUMP & DIESEL	Project scope expanded in preliminary stage, delayed project start.	806,166	350,000	2/06	12/06	3/06	10/07
	GRAND TOTAL COMPLETED BPS		\$2,238,062	\$1,655,000				

KENTUCKY AMERICAN WATER - COMPARISON OF ACTUAL VS. BUDGETED CONSTRUCTION EXPENDITURES - FOR THE YEAR 2006

	INVESTMENT PROJECTS	EXPLANATION	ACTUAL PROJECT COST		ORIGINAL INVESTMENT PROJECT COST		ORIGINAL BUDGET		START	END
							START	END		
98-01	INTEGRATED RESOURCE PLAN	Completion delayed on source of supply.	657,269	350,000	2/98	9/99	2/99	12/06		
05-02	RUSSELL CAVE ROAD MAIN - 34,000' OF 12" (343)	Construction bids favorable.	1,309,064	1,800,000	4/05	12/07	8/05	12/06		
05-04	KRS IMPROVEMENTS	Bids favorable.	191,379	350,000	2/05	10/05	8/05	1/06		
06-01	VALVE HOUSE UPGRADES AT KRS	Bids higher than anticipated.	462,866	350,000	1/06	12/06	1/06	12/06		
	GRAND TOTAL COMPLETED BP'S		\$2,620,578	\$2,850,000						

**KENTUCKY AMERICAN WATER - COMPARISON OF ACTUAL VS. BUDGETED CONSTRUCTION EXPENDITURES - FOR THE YEAR 2005**

	INVESTMENT PROJECTS	EXPLANATION	ACTUAL PROJECT COST	ORIGINAL INVESTMENT PROJECT COST	ORIGINAL BUDGET		START	END
					START	END		
01-05	RUSSELL CAVE ROAD TANK - 1.0 MG	Property acquisition longer than anticipated.	1,755,786	1,300,000	1/01	12/04	2/01	12/05
03-01	ELEVATED STORAGE TANK - 2.0 MG	On schedule, construction costs higher than anticipated.	3,744,744	3,000,000	5/03	12/05	7/03	12/05
03-03	ELECTRICAL & RELIABILITY IMPROVEMENTS	Equipment delivery delayed on switchgear.	999,181	1,320,000	1/03	7/04	6/03	12/05
01-03	SCADA IMPROVEMENTS	Delay in completing programming.	675,097	650,000	1/01	5/03	9/02	12/05
	GRAND TOTAL COMPLETED BPS		\$7,174,808	\$6,270,000				

KENTUCKY AMERICAN WATER - COMPARISON OF ACTUAL VS. BUDGETED CONSTRUCTION EXPENDITURES - FOR THE YEAR 2004

	INVESTMENT PROJECTS	EXPLANATION	ACTUAL PROJECT COST	ORIGINAL INVESTMENT PROJECT COST	ORIGINAL BUDGET		START	END
					START	END		
01-02	GROUND STORAGE TANK - 3.0 MG	Engineer's estimate was increased after design. Construction was delayed by change in project manager.	1,601,091	1,500,000	3/01	12/03	2/01	8/04
01-11	NEW COLUMBUS PROJECT	Project scope was expanded.	2,132,257	1,800,000	10/01	5/03	2/02	12/04
02-03	REPLACE TRAVELLING SCREEN & HOUSING	Bid exceeded estimate cost by \$220,000. Project scope was expanded by \$100,000 to include replacing trash rake which was scheduled for following year.	773,246	450,000	8/02	4/03	12/03	12/04
04-06	REPLACE FILTER MEDIA 3 & 4	Project was moved forward due to filter media deterioration. Project scope was expanded to include repair to filter bottom.	275,760	250,000	3/05	7/05	9/04	12/04
	GRAND TOTAL COMPLETED BPS		\$4,782,354	\$4,000,000				

PSC Data Request 1  
Item 11b

KENTUCKY AMERICAN WATER - COMPARISON OF ACTUAL VS. BUDGETED CONSTRUCTION EXPENDITURES - FOR THE YEAR 2003

	INVESTMENT PROJECTS	EXPLANATION	ACTUAL PROJECT COST	ORIGINAL INVESTMENT PROJECT COST	ORIGINAL BUDGET		START	END
					START	END		
96-19	CUSTOMER SERVICE SOFTWARE	Project scope expanded to include national Call Center	3,403,518	352,200	12/96	6/99	11/96	12/03
01-04	SCOTT COUNTY MAINS	Project scope expanded to complete Scott County service	2,356,593	1,500,000	1/01	12/02	1/01	10/03
01-10	RRS HYDRAULIC IMPROVEMENTS	Project delayed by DOW approval, completed as proposed	1,651,323	1,600,000	3/01	9/02	8/01	6/03
03-02	2003 MAJOR HIGHWAY RELOCATIONS	Project scope reduced by KYDOT	503,390	700,000	1/03	12/03	1/03	10/03
	GRAND TOTAL COMPLETED BP'S		\$7,914,824	\$4,152,200				



KENTUCKY AMERICAN WATER - COMPARISON OF ACTUAL VS. BUDGETED CONSTRUCTION EXPENDITURES - FOR THE YEAR 2002

	INVESTMENT PROJECTS	EXPLANATION	ACTUAL PROJECT COST	ORIGINAL INVESTMENT PROJECT COST	ORIGINAL BUDGET		START	END
					START	END		
00-02	PARIS PIKE RELOCATION - DESIGN	Project completed as proposed - easement work delayed completion	65,990	50,000	3/00	12/00	3/00	10/02
00-03	HARRODSBURG ROAD RELOCATION - DESIGN	Project delayed by KYDOT	69,803	100,000	2/00	9/00	11/200	12/02
00-04	RICHMOND ROAD RELOCATION - DESIGN	Project scope expanded by KYDOT	121,461	94,000	3/00	11/00	3/200	11/02
01-06	KRS SLUICE GATES	Project completed as proposed	248,960	250,000	8/01	5/02	8/01	5/02
01-07	2001 MAJOR HIGHWAY RELOCATIONS	Project exceeded scope due to KYDOT	1,221,929	1,050,000	1/01	12/01	1/01	3/02
01-08	ACQUISITION OF TRI-VILLAGE/ELK LAKE WATER	Project completed as proposed	1,849,283	1,860,000	8/00	8/00	7/01	12/02
02-02	2002 MAJOR HIGHWAY RELOCATIONS	Project scope expanded by KYDOT	3,369,864	2,000,000	8/00	8/00	1/02	11/02
	GRAND TOTAL COMPLETED IP'S		\$6,947,290	\$5,404,000				

**KENTUCKY-AMERICAN WATER COMPANY**  
**CASE NO. 2012-00520**  
**COMMISSION STAFF'S FIRST REQUEST FOR INFORMATION**

---

**Witness:**      **Lance E. Williams**

- 12.** Provide, in the format provided as Schedule 2, an analysis of the Construction Work in Progress as defined in the Uniform System of Accounts for the 12-month period preceding the base period, the base period, and the forecasted test period.

**Response:**

See attached for the 12 months preceding the base period. Also attached is Exhibit B-4, page 1 of 2, detailing the base period and Exhibit B-4, page 2 of 2, detailing the forecasted test period.

For the electronic version, refer to KAW\_R\_PSCDR1\_NUM12\_012313.pdf.

KENTUCKY AMERICAN WATER  
CASE NO: 2012-00520  
CONSTRUCTION WORK IN PROGRESS  
AS OF APRIL 2011

Schedule 2  
PSCDR1\_NUM12  
PAGE 1 OF 12

DATA: \_X\_PRE-BASE PERIOD \_\_\_FORECASTED PERIOD  
TYPE OF FILING: \_X\_ORIGINAL \_\_\_UPDATED \_\_\_REVISED  
WORKPAPER REFERENCE NO(S):

Witness Responsible: Lance E. Williams

Line No.	Project Number	Description of Project	Construction Amount	Accumulated Costs		Total Costs	Jurisdictional Percent	Total Jurisdictional Cost	Estimated Percent Complete
				AFUDC Capitalized	Indirect Costs				
1	D12-0201	Projects Funded by Others	499,887	14		499,901	100%	499,901	NA
2	D12-3003	Projects Funded by Others	1,851	0		1,851		1,851	NA
3	I12-020009	US 25 Relocation - Item 7-122.50	1,092,095	57,989		1,150,084		1,150,084	40.92%
4	I12-020010	Leestown Road - Item 7-223.00	211,175	49,965		261,140		261,140	14.73%
5	I12-020023	Lexington Operations Center	469	0		469		469	0.02%
6	I12-020030	Carrick Rd Main Extension *	116,870	3,540		120,410		120,410	NA
7	I12-300001	Owenton-Post Acquisition Phase 2 **	79,358	3,851		83,209		83,209	NA
8	R12-02B1.12	Mains - Replaced / Restored	55,255	10		55,265		55,265	NA
9	R12-02C1.12	Mains - Unscheduled	105	0		105		105	NA
10	R12-02D1.12	Mains - Relocated	21,711	141		21,853		21,853	NA
11	R12-02E1.12	Hydrants, Valves, and Manholes-New	31,149	252		31,400		31,400	NA
12	R12-02F1.12	Hydrants, Valves, and Manholes-Rep	33,583	525		34,108		34,108	NA
13	R12-02G1.12	Services and Laterals - New	75,942	0		75,942		75,942	NA
14	R12-02H1.12	Services and Laterals - Replaced	1,141	0		1,141		1,141	NA
15	R12-02I1.12	Meters - New	58,530	0		58,530		58,530	NA
16	R12-02J1.12	Meters - Replaced	10,517	0		10,517		10,517	NA
17	R12-02K1.12	ITS Equipment and Systems	45,863	0		45,863		45,863	NA
18	R12-02M1.12	Security Equipment and Systems	298	10		308		308	NA
19	R12-02N1.12	Offices and Operations Centers	212,074	105		212,179		212,179	NA
20	R12-02O1.12	Vehicles	41,011	0		41,011		41,011	NA
21	R12-02Q1.12	Process Plant - Facilities and Equi	237,418	349		237,767		237,767	NA
22	R12-02S1.12	Engineering Studies	49,277	991		50,268		50,268	NA
23	R12-30A1.12	Mains - New	1,328	73		1,401		1,401	NA
24	R12-30C1.12	Mains - Unscheduled	107	0		107		107	NA
25	R12-30F1.12	Hydrants, Valves, and Manholes-Rep	187	0		187		187	NA
26	R12-33B1.12	Sewer Mains - Replaced/Restored	1,140	38		1,178		1,178	NA
27	R12-33Q1.12	Process Plant - Facilities and Equi	81	0		82		82	NA
28	T12-0102	Business Transformation	1,716,425	66,037		1,782,462		1,782,462	16.08%
29									
30									
31									
32									
33									
34									
35									
36									
37									
38									
39									
40									
41									
42									
43									
44									
45									
46									
47									
48									
49									
			<u>4,594,845</u>	<u>183,889</u>	<u>0</u>	<u>4,778,734</u>		<u>4,778,734</u>	

KENTUCKY AMERICAN WATER  
CASE NO: 2012-00520  
CONSTRUCTION WORK IN PROGRESS  
AS OF MAY 2011

Schedule 2  
PSCDR1\_NUM12  
PAGE 2 OF 12

DATA: \_X\_ PRE-BASE PERIOD \_\_\_ FORECASTED PERIOD  
TYPE OF FILING: \_X\_ ORIGINAL \_\_\_ UPDATED \_\_\_ REVISED  
WORKPAPER REFERENCE NO(S):

Witness Responsible: Lance E. Williams

Line No.	Project Number	Description of Project	Construction Amount	Accumulated Costs		Total Costs	Jurisdictional Percent	Total Jurisdictional Cost	Estimated Percent Complete
				AFUDC Capitalized	Indirect Costs				
1	D12-0201	Projects Funded by Others	347,010	-	-	347,010	100%	347,010	NA
2	I12-020009	US 25 Relocation - Item 7-122.50	1,159,222	63,448	-	1,222,670		1,222,670	43.50%
3	I12-020010	Leestown Road - Item 7-223.00	221,380	51,383	-	272,764		272,764	15.38%
4	I12-020030	Carrick Rd Main Extension *	118,051	3,540	-	121,590		121,590	NA
5	I12-300001	Owenton-Post Acquisition Phase 2 **	80,160	3,851	-	84,011		84,011	NA
6	R12-02B1.12	Mains - Replaced / Restored	174,959	239	-	175,198		175,198	NA
7	R12-02C1.12	Mains - Unscheduled	580	-	-	580		580	NA
8	R12-02D1.12	Mains - Relocated	42,317	273	-	42,591		42,591	NA
9	R12-02E1.12	Hydrants, Valves, and Manholes-New	17,199	153	-	17,352		17,352	NA
10	R12-02F1.12	Hydrants, Valves, and Manholes-Rep	33,747	738	-	34,485		34,485	NA
11	R12-02G1.12	Services and Laterals - New	59,746	-	-	59,746		59,746	NA
12	R12-02I1.12	Meters - New	56,819	-	-	56,819		56,819	NA
13	R12-02J1.12	Meters - Replaced	2,692	-	-	2,692		2,692	NA
14	R12-02K1.12	ITS Equipment and Systems	46,565	-	-	46,565		46,565	NA
15	R12-02L1.12	SCADA Equipment and Systems	145	0	-	146		146	NA
16	R12-02M1.12	Security Equipment and Systems	301	12	-	313		313	NA
17	R12-02N1.12	Offices and Operations Centers	266,210	850	-	267,060		267,060	NA
18	R12-02O1.12	Vehicles	41,102	-	-	41,102		41,102	NA
19	R12-02P1.12	Tools and Equipment	4,610	-	-	4,610		4,610	NA
20	R12-02Q1.12	Process Plant - Facilities and Equi	277,223	406	-	277,629		277,629	NA
21	R12-02S1.12	Engineering Studies	49,722	1,044	-	50,766		50,766	NA
22	R12-30A1.12	Mains - New	1,342	73	-	1,414		1,414	NA
23	R12-30F1.12	Hydrants, Valves, and Manholes-Rep	374	-	-	374		374	NA
24	R12-30H2.12	Services and Laterals - Replaced	501	-	-	501		501	NA
25	R12-33B1.12	Sewer Mains - Replaced/Restored	1,373	46	-	1,419		1,419	NA
26	R12-33Q1.12	Process Plant - Facilities and Equi	28,515	1	-	28,516		28,516	NA
27	T12-0102	Business Transformation	1,959,486	77,603	-	2,037,089		2,037,089	18.38%
28	Unallocated	Undistributed Items	59,076	-	-	59,076		59,076	NA
29	XP-12-4	XP-Non-Programmed Maintenance	312	-	-	312		312	NA
30									
31									
32									
33									
34									
35									
36									
37									
38									
39									
40									
41									
42									
43									
44									
45									
46									
47									
48									
49									
			5,050,738	203,660	0	5,254,398		5,254,398	

KENTUCKY AMERICAN WATER  
CASE NO: 2012-00520  
CONSTRUCTION WORK IN PROGRESS  
AS OF JUNE 2011

Schedule 2  
PSCDR1\_NUM12  
PAGE 3 OF 12

DATA: \_X\_PRE-BASE PERIOD \_\_\_FORECASTED PERIOD  
TYPE OF FILING: \_X\_ORIGINAL \_\_\_UPDATED \_\_\_REVISED  
WORKPAPER REFERENCE NO(S):

Witness Responsible: Lance E. Williams

Line No.	Project Number	Description of Project	Construction Amount	Accumulated Costs		Total Costs	Jurisdictional Percent	Total Jurisdictional Cost	Estimated Percent Complete
				AFUDC Capitalized	Indirect Costs				
1	D12-0201	Projects Funded by Others	155,925	-	-	155,925	100%	155,925	NA
2	I12-020009	US 25 Relocation - Item 7-122.50	1,163,493	69,119	-	1,232,613		1,232,613	43.86%
3	I12-020010	Leestown Road - Item 7-223.00	232,493	52,864	-	285,357		285,357	16.09%
4	I12-020030	Carrick Rd Main Extension *	117,961	3,540	-	121,501		121,501	NA
5	I12-300001	Owenton-Post Acquisition Phase 2 **	80,099	3,851	-	83,950		83,950	NA
6	R12-02B1.12	Mains - Replaced / Restored	341,009	786	-	341,795		341,795	NA
7	R12-02D1.12	Mains - Relocated	71,067	547	-	71,614		71,614	NA
8	R12-02E1.12	Hydrants, Valves, and Manholes-New	7,890	25	-	7,915		7,915	NA
9	R12-02F1.12	Hydrants, Valves, and Manholes-Rep	49,555	993	-	50,548		50,548	NA
10	R12-02G1.12	Services and Laterals - New	103,411	-	-	103,411		103,411	NA
11	R12-02H1.12	Services and Laterals - Replaced	76,686	-	-	76,686		76,686	NA
12	R12-02I1.12	Meters - New	54,104	-	-	54,104		54,104	NA
13	R12-02J1.12	Meters - Replaced	16,744	-	-	16,744		16,744	NA
14	R12-02K1.12	ITS Equipment and Systems	120,911	-	-	120,911		120,911	NA
15	R12-02L1.12	SCADA Equipment and Systems	1,494	6	-	1,500		1,500	NA
16	R12-02N1.12	Offices and Operations Centers	331,347	2,301	-	333,649		333,649	NA
17	R12-02O1.12	Vehicles	28,922	-	-	28,922		28,922	NA
18	R12-02P1.12	Tools and Equipment	1,184	-	-	1,184		1,184	NA
19	R12-02Q1.12	Process Plant - Facilities and Equi	209,538	568	-	210,106		210,106	NA
20	R12-02S1.12	Engineering Studies	83,307	1,241	-	84,548		84,548	NA
21	R12-30A1.12	Mains - New	1,341	73	-	1,413		1,413	NA
22	R12-30F1.12	Hydrants, Valves, and Manholes-Rep	249	-	-	249		249	NA
23	R12-33B1.12	Sewer Mains - Replaced/Restored	2,037	57	-	2,094		2,094	NA
24	R12-33Q1.12	Process Plant - Facilities and Equi	28,405	89	-	28,494		28,494	NA
25	T12-0102	Business Transformation	2,259,415	90,694	-	2,350,109		2,350,109	21.20%
26									
27									
28									
29									
30									
31									
32									
33									
34									
35									
36									
37									
38									
39									
40									
41									
42									
43									
44									
45									
46									
47									
48									
49									
			<u>5,538,588</u>	<u>226,754</u>	<u>0</u>	<u>5,765,341</u>		<u>5,765,341</u>	

KENTUCKY AMERICAN WATER  
CASE NO: 2012-00520  
CONSTRUCTION WORK IN PROGRESS  
AS OF JULY 2011

Schedule 2  
PSCDR1\_NUM12  
PAGE 4 OF 12

DATA: \_X\_PRE-BASE PERIOD \_\_\_FORECASTED PERIOD  
TYPE OF FILING: \_X\_ORIGINAL \_\_\_UPDATED \_\_\_REVISED  
WORKPAPER REFERENCE NO(S):

Witness Responsible: Lance E. Williams

Line No.	Project Number	Description of Project	Construction Amount	Accumulated Costs		Total Costs	Jurisdictional Percent	Total Jurisdictional Cost	Estimated Percent Complete
				AFUDC Capitalized	Indirect Costs				
1	D12-0201	Projects Funded by Others	232,958	-	-	232,958	100%	232,958	NA
2	I12-020009	US 25 Relocation - Item 7-122.50	1,182,511	74,837	-	1,257,349		1,257,349	44.74%
3	I12-020010	Leestown Road - Item 7-223.00	239,211	54,368	-	293,579		293,579	16.56%
4	I12-020030	Carrick Rd Main Extension *	120,295	3,540	-	123,834		123,834	NA
5	I12-300001	Owenton-Post Acquisition Phase 2 **	80,558	3,851	-	84,409		84,409	NA
6	R12-02B1.12	Mains - Replaced / Restored	465,444	2,078	-	467,522		467,522	NA
7	R12-02D1.12	Mains - Relocated	122,051	899	-	122,950		122,950	NA
8	R12-02E1.12	Hydrants, Valves, and Manholes-New	23,140	49	-	23,189		23,189	NA
9	R12-02F1.12	Hydrants, Valves, and Manholes-Rep	51,128	1,309	-	52,437		52,437	NA
10	R12-02G1.12	Services and Laterals - New	28,034	-	-	28,034		28,034	NA
11	R12-02H1.12	Services and Laterals - Replaced	42,358	-	-	42,358		42,358	NA
12	R12-02I1.12	Meters - New	6,064	-	-	6,064		6,064	NA
13	R12-02J1.12	Meters - Replaced	23,084	-	-	23,084		23,084	NA
14	R12-02K1.12	ITS Equipment and Systems	146,467	-	-	146,467		146,467	NA
15	R12-02L1.12	SCADA Equipment and Systems	3,751	21	-	3,772		3,772	NA
16	R12-02N1.12	Offices and Operations Centers	384,149	4,109	-	388,258		388,258	NA
17	R12-02O1.12	Vehicles	56,678	-	-	56,678		56,678	NA
18	R12-02P1.12	Tools and Equipment	15,310	-	-	15,310		15,310	NA
19	R12-02Q1.12	Process Plant - Facilities and Equi	263,967	209	-	264,176		264,176	NA
20	R12-02S1.12	Engineering Studies	146,010	1,638	-	147,648		147,648	NA
21	R12-30A1.12	Mains - New	1,348	73	-	1,421		1,421	NA
22	R12-30F1.12	Hydrants, Valves, and Manholes-Rep	250	-	-	250		250	NA
23	R12-30G2.12	Services and Laterals - New	2,001	-	-	2,001		2,001	NA
24	R12-30H2.12	Services and Laterals - Replaced	796	-	-	796		796	NA
25	R12-30I2.12	Meters - New	2,083	-	-	2,083		2,083	NA
26	R12-30K1.12	ITS Equipment and Systems	4,582	-	-	4,582		4,582	NA
27	R12-33Q1.12	Process Plant - Facilities and Equi	59,573	96	-	59,669		59,669	NA
28	T12-0102	Business Transformation	2,548,836	105,807	-	2,654,644		2,654,644	23.95%
29									
30									
31									
32									
33									
34									
35									
36									
37									
38									
39									
40									
41									
42									
43									
44									
45									
46									
47									
48									
49									
			<u>6,252,639</u>	<u>252,883</u>	<u>0</u>	<u>6,505,522</u>		<u>6,505,522</u>	

KENTUCKY AMERICAN WATER  
CASE NO: 2012-00520  
CONSTRUCTION WORK IN PROGRESS  
AS OF AUGUST 2011

Schedule 2  
PSCDR1\_NUM12  
PAGE 5 OF 12

DATA: \_X\_PRE-BASE PERIOD \_\_\_FORECASTED PERIOD  
TYPE OF FILING: \_X\_ORIGINAL \_\_\_UPDATED \_\_\_REVISED  
WORKPAPER REFERENCE NO(S):

Witness Responsible: Lance E. Williams

Line No.	Project Number	Description of Project	Construction Amount	Accumulated Costs		Total Costs	Jurisdictional Percent	Total Jurisdictional Cost	Estimated Percent Complete
				AFUDC Capitalized	Indirect Costs				
1	D12-0201	Projects Funded by Others	290,650	-	-	290,650	100%	290,650	NA
2	I12-020009	US 25 Relocation - Item 7-122.50	1,187,270	80,598	-	1,267,868		1,267,868	45.11%
3	I12-020010	Leestown Road - Item 7-223.00	247,625	55,905	-	303,530		303,530	17.12%
4	I12-020030	Carrick Rd Main Extension *	123,239	3,540	-	126,778		126,778	NA
5	I12-300001	Owenton-Post Acquisition Phase 2 **	80,914	3,851	-	84,765		84,765	NA
6	R12-02B1.12	Mains - Replaced / Restored	655,565	3,862	-	659,427		659,427	NA
7	R12-02C1.12	Mains - Unscheduled	40,963	-	-	40,963		40,963	NA
8	R12-02D1.12	Mains - Relocated	205,250	1,370	-	206,620		206,620	NA
9	R12-02E1.12	Hydrants, Valves, and Manholes-New	25,188	124	-	25,312		25,312	NA
10	R12-02F1.12	Hydrants, Valves, and Manholes-Rep	141,954	1,894	-	143,848		143,848	NA
11	R12-02G1.12	Services and Laterals - New	11,477	-	-	11,477		11,477	NA
12	R12-02H1.12	Services and Laterals - Replaced	47,622	-	-	47,622		47,622	NA
13	R12-02I1.12	Meters - New	56,682	-	-	56,682		56,682	NA
14	R12-02J1.12	Meters - Replaced	109,527	-	-	109,527		109,527	NA
15	R12-02K1.12	ITS Equipment and Systems	45,949	4	-	45,953		45,953	NA
16	R12-02L1.12	SCADA Equipment and Systems	209,734	699	-	210,432		210,432	NA
17	R12-02N1.12	Offices and Operations Centers	405,707	6,249	-	411,956		411,956	NA
18	R12-02O1.12	Vehicles	15,739	-	-	15,739		15,739	NA
19	R12-02P1.12	Tools and Equipment	40,153	-	-	40,153		40,153	NA
20	R12-02Q1.12	Process Plant - Facilities and Equi	364,629	988	-	365,617		365,617	NA
21	R12-02S1.12	Engineering Studies	222,099	2,157	-	224,255		224,255	NA
22	R12-30A1.12	Mains - New	1,354	73	-	1,427		1,427	NA
23	R12-30F1.12	Hydrants, Valves, and Manholes-Rep	251	-	-	251		251	NA
24	R12-30G2.12	Services and Laterals - New	696	-	-	696		696	NA
25	R12-30H2.12	Services and Laterals - Replaced	628	-	-	628		628	NA
26	R12-30I2.12	Meters - New	789	-	-	789		789	NA
27	T12-0102	Business Transformation	2,909,976	122,786	-	3,032,762		3,032,762	27.36%
28	Unallocated	Undistributed Items	(72,879)	-	-	(72,879)		(72,879)	NA
29	XP-12-2	XP-Merchandising & Jobbing	134	-	-	134		134	NA
30									
31									
32									
33									
34									
35									
36									
37									
38									
39									
40									
41									
42									
43									
44									
45									
46									
47									
48									
49									
			<u>7,368,885</u>	<u>284,099</u>	<u>0</u>	<u>7,652,983</u>		<u>7,652,983</u>	

KENTUCKY AMERICAN WATER  
CASE NO: 2012-00520  
CONSTRUCTION WORK IN PROGRESS  
AS OF SEPTEMBER 2011

Schedule 2  
PSCDR1\_NUM12  
PAGE 6 OF 12

DATA: \_X\_PRE-BASE PERIOD \_\_\_FORECASTED PERIOD  
TYPE OF FILING: \_X\_ORIGINAL \_\_\_UPDATED \_\_\_REVISED  
WORKPAPER REFERENCE NO(S):

Witness Responsible: Lance E. Williams

Line No.	Project Number	Description of Project	Construction Amount	Accumulated Costs		Total Costs	Jurisdictional Percent	Total Jurisdictional Cost	Estimated Percent Complete
				AFUDC Capitalized	Indirect Costs				
1	D12-0201	Projects Funded by Others	303,441	-	-	303,441	100%	303,441	NA
2	D12-3003	Projects Funded by Others	9,929	-	-	9,929		9,929	NA
3	I12-020009	US 25 Relocation - Item 7-122.50	1,267,744	86,426	-	1,354,169		1,354,169	48.18%
4	I12-020010	Leestown Road - Item 7-223.00	277,202	57,487	-	334,689		334,689	18.87%
5	I12-020030	Carrick Rd Main Extension *	128,796	3,540	-	132,336		132,336	NA
6	I12-300001	Owenton-Post Acquisition Phase 2 **	81,224	3,851	-	85,075		85,075	NA
7	R12-02B1.12	Mains - Replaced / Restored	363,990	777	-	364,768		364,768	NA
8	R12-02D1.12	Mains - Relocated	266,675	2,334	-	269,009		269,009	NA
9	R12-02E1.12	Hydrants, Valves, and Manholes-New	20,840	225	-	21,065		21,065	NA
10	R12-02F1.12	Hydrants, Valves, and Manholes-Rep	131,035	2,736	-	133,770		133,770	NA
11	R12-02I1.12	Meters - New	1,091	-	-	1,091		1,091	NA
12	R12-02K1.12	ITS Equipment and Systems	87,665	174	-	87,839		87,839	NA
13	R12-02L1.12	SCADA Equipment and Systems	271,801	2,074	-	273,876		273,876	NA
14	R12-02N1.12	Offices and Operations Centers	111,949	79	-	112,029		112,029	NA
15	R12-02O1.12	Vehicles	114,955	-	-	114,955		114,955	NA
16	R12-02P1.12	Tools and Equipment	7,525	-	-	7,525		7,525	NA
17	R12-02Q1.12	Process Plant - Facilities and Equi	268,948	1,174	-	270,122		270,122	NA
18	R12-02S1.12	Engineering Studies	288,423	2,786	-	291,209		291,209	NA
19	R12-30A1.12	Mains - New	1,359	73	-	1,432		1,432	NA
20	R12-30C1.12	Mains - Unscheduled	1,022	-	-	1,022		1,022	NA
21	R12-30F1.12	Hydrants, Valves, and Manholes-Rep	252	-	-	252		252	NA
22	R12-30G2.12	Services and Laterals - New	670	-	-	670		670	NA
23	R12-30H2.12	Services and Laterals - Replaced	315	-	-	315		315	NA
24	R12-30I2.12	Meters - New	1,968	-	-	1,968		1,968	NA
25	R12-30K1.12	ITS Equipment and Systems	3,658	2	-	3,660		3,660	NA
26	R12-30Q1.12	Process Plant - Facilities and Equi	(3,133)	-	-	(3,133)		(3,133)	NA
27	R12-33Q1.12	Process Plant - Facilities and Equi	68	-	-	68		68	NA
28	T12-0102	Business Transformation	3,371,159	142,118	-	3,513,278		3,513,278	31.69%
29									
30									
31									
32									
33									
34									
35									
36									
37									
38									
39									
40									
41									
42									
43									
44									
45									
46									
47									
48									
49									
			<u>7,380,572</u>	<u>305,857</u>	<u>0</u>	<u>7,686,429</u>		<u>7,686,429</u>	



KENTUCKY AMERICAN WATER  
CASE NO: 2012-00520  
CONSTRUCTION WORK IN PROGRESS  
AS OF OCTOBER 2011

Schedule 2  
PSCDR1\_NUM12  
PAGE 7 OF 12

DATA:   X   PRE-BASE PERIOD        FORECASTED PERIOD  
TYPE OF FILING:   X   ORIGINAL        UPDATED        REVISED  
WORKPAPER REFERENCE NO(S):

Witness Responsible: Lance E. Williams

Line No.	Project Number	Description of Project	Construction Amount	Accumulated Costs		Total Costs	Jurisdictional Percent	Total Jurisdictional Cost	Estimated Percent Complete
				AFUDC Capitalized	Indirect Costs				
1	D12-0201	Projects Funded by Others	598,888	-	-	598,888	100%	598,888	NA
2	D12-3003	Projects Funded by Others	20,404	-	-	20,404		20,404	NA
3	I12-020009	US 25 Relocation - Item 7-122.50	1,368,288	92,325	-	1,460,613		1,460,613	51.97%
4	I12-020010	Leestown Road - Item 7-223.00	324,924	59,126	-	384,050		384,050	21.66%
5	I12-020027	Russell Cave Rd Sys Improvements	13,901	-	-	13,901		13,901	2.86%
6	I12-020030	Carrick Rd Main Extension *	129,353	3,540	-	132,893		132,893	NA
7	I12-300001	Owenton-Post Acquisition Phase 2 **	81,575	3,851	-	85,426		85,426	NA
8	I12-300002	Northern Division Connection	60,353	-	-	60,353		60,353	0.43%
9	R12-02B1.12	Mains - Replaced / Restored	474,451	977	-	475,428		475,428	NA
10	R12-02C1.12	Mains - Unscheduled	3,768	-	-	3,768		3,768	NA
11	R12-02E1.12	Hydrants, Valves, and Manholes-New	35,541	387	-	35,928		35,928	NA
12	R12-02F1.12	Hydrants, Valves, and Manholes-Rep	2,096	-	-	2,096		2,096	NA
13	R12-02G1.12	Services and Laterals - New	9,978	-	-	9,978		9,978	NA
14	R12-02H1.12	Services and Laterals - Replaced	49,424	12	-	49,436		49,436	NA
15	R12-02I1.12	Meters - New	69,781	-	-	69,781		69,781	NA
16	R12-02J1.12	Meters - Replaced	83,783	1	-	83,784		83,784	NA
17	R12-02K1.12	ITS Equipment and Systems	80,230	488	-	80,718		80,718	NA
18	R12-02L1.12	SCADA Equipment and Systems	75,819	332	-	76,152		76,152	NA
19	R12-02N1.12	Offices and Operations Centers	54,733	198	-	54,931		54,931	NA
20	R12-02O1.12	Vehicles	39,220	-	-	39,220		39,220	NA
21	R12-02P1.12	Tools and Equipment	88,323	-	-	88,323		88,323	NA
22	R12-02Q1.12	Process Plant - Facilities and Equi	331,650	2,401	-	334,052		334,052	NA
23	R12-02S1.12	Engineering Studies	436,949	3,616	-	440,565		440,565	NA
24	R12-30A1.12	Mains - New	1,365	73	-	1,438		1,438	NA
25	R12-30C1.12	Mains - Unscheduled	736	-	-	736		736	NA
26	R12-30F1.12	Hydrants, Valves, and Manholes-Rep	1,675	-	-	1,675		1,675	NA
27	R12-30G2.12	Services and Laterals - New	1,460	-	-	1,460		1,460	NA
28	R12-30H2.12	Services and Laterals - Replaced	316	-	-	316		316	NA
29	R12-30I2.12	Meters - New	2,412	-	-	2,412		2,412	NA
30	R12-30K1.12	ITS Equipment and Systems	3,131	14	-	3,144		3,144	NA
31	T12-0102	Business Transformation	3,717,807	164,420	-	3,882,227		3,882,227	35.02%
32	T12-0103	Business Transformation - Other	72,660	-	-	72,660		72,660	9.51%
33									
34									
35									
36									
37									
38									
39									
40									
41									
42									
43									
44									
45									
46									
47									
48									
49									
			<u>8,234,993</u>	<u>331,761</u>	<u>0</u>	<u>8,566,754</u>		<u>8,566,754</u>	

KENTUCKY AMERICAN WATER  
CASE NO: 2012-00520  
CONSTRUCTION WORK IN PROGRESS  
AS OF NOVEMBER 2011

Schedule 2  
PSCDR1\_NUM12  
PAGE 8 OF 12

DATA: \_X\_ PRE-BASE PERIOD \_\_\_ FORECASTED PERIOD  
TYPE OF FILING: \_X\_ ORIGINAL \_\_\_ UPDATED \_\_\_ REVISED  
WORKPAPER REFERENCE NO(S):

Witness Responsible: Lance E. Williams

Line No.	Project Number	Description of Project	Construction Amount	Accumulated Costs		Total Costs	Jurisdictional Percent	Total Jurisdictional Cost	Estimated Percent Complete
				AFUDC Capitalized	Indirect Costs				
1	D12-0201	Projects Funded by Others	161,391	-	-	161,391	100%	161,391	NA
2	I12-020009	US 25 Relocation - Item 7-122.50	1,586,397	98,281	-	1,684,678	-	1,684,678	59.94%
3	I12-020010	Leestown Road - Item 7-223.00	579,553	60,826	-	640,380	-	640,380	36.11%
4	I12-020027	Russell Cave Rd Sys Improvements	68,882	19	-	68,900	-	68,900	14.18%
5	I12-020030	Carrick Rd Main Extension *	123,586	3,540	-	127,125	-	127,125	NA
6	I12-300001	Owenton-Post Acquisition Phase 2 **	80,832	3,851	-	84,683	-	84,683	NA
7	I12-300002	Northern Division Connection	152,402	62	-	152,464	-	152,464	1.08%
8	R12-02A1.12	Mains - New	131,149	418	-	131,567	-	131,567	NA
9	R12-02B1.12	Mains - Replaced / Restored	521,808	1,347	-	523,156	-	523,156	NA
10	R12-02C1.12	Mains - Unscheduled	337	-	-	337	-	337	NA
11	R12-02E1.12	Hydrants, Valves, and Manholes-New	35,578	200	-	35,778	-	35,778	NA
12	R12-02F1.12	Hydrants, Valves, and Manholes-Rep	9,614	-	-	9,614	-	9,614	NA
13	R12-02G1.12	Services and Laterals - New	49,842	-	-	49,842	-	49,842	NA
14	R12-02H1.12	Services and Laterals - Replaced	111,162	57	-	111,219	-	111,219	NA
15	R12-02I1.12	Meters - New	64,831	-	-	64,831	-	64,831	NA
16	R12-02J1.12	Meters - Replaced	574,795	4	-	574,799	-	574,799	NA
17	R12-02K1.12	ITS Equipment and Systems	38,670	31	-	38,701	-	38,701	NA
18	R12-02L1.12	SCADA Equipment and Systems	67,760	37	-	67,797	-	67,797	NA
19	R12-02N1.12	Offices and Operations Centers	56,147	373	-	56,520	-	56,520	NA
20	R12-02P1.12	Tools and Equipment	87,518	-	-	87,518	-	87,518	NA
21	R12-02Q1.12	Process Plant - Facilities and Equi	537,425	4,286	-	541,711	-	541,711	NA
22	R12-02S1.12	Engineering Studies	507,874	4,617	-	512,491	-	512,491	NA
23	R12-30A1.12	Mains - New	1,353	73	-	1,426	-	1,426	NA
24	R12-30F1.12	Hydrants, Valves, and Manholes-Rep	1,659	-	-	1,659	-	1,659	NA
25	R12-30H2.12	Services and Laterals - Replaced	313	-	-	313	-	313	NA
26	R12-30I2.12	Meters - New	1,754	-	-	1,754	-	1,754	NA
27	R12-30J2.12	Meters - Replaced	211	-	-	211	-	211	NA
28	R12-30K1.12	ITS Equipment and Systems	(10,638)	-	-	(10,638)	-	(10,638)	NA
29	R12-30P1.12	Tools and Equipment	1,237	-	-	1,237	-	1,237	NA
30	R12-30Q1.12	Process Plant - Facilities and Equi	3,118	-	-	3,118	-	3,118	NA
31	T12-0102	Business Transformation	4,029,700	188,960	-	4,218,661	-	4,218,661	38.05%
32	T12-0103	Business Transformation - Other	121,929	459	-	122,387	-	122,387	16.02%
33									
34									
35									
36									
37									
38									
39									
40									
41									
42									
43									
44									
45									
46									
47									
48									
49									
			<u>9,698,191</u>	<u>367,440</u>	<u>0</u>	<u>10,065,631</u>		<u>10,065,631</u>	

KENTUCKY AMERICAN WATER  
CASE NO: 2012-00520  
CONSTRUCTION WORK IN PROGRESS  
AS OF DECEMBER 2011

Schedule 2  
PSCDR1\_NUM12  
PAGE 9 OF 12

DATA: \_X\_PRE-BASE PERIOD \_\_\_FORECASTED PERIOD  
TYPE OF FILING: \_X\_ORIGINAL \_\_\_UPDATED \_\_\_REVISED  
WORKPAPER REFERENCE NO(S):

Witness Responsible: Lance E. Williams

Line No.	Project Number	Description of Project	Construction Amount	Accumulated Costs		Total Costs	Jurisdictional Percent	Total Jurisdictional Cost	Estimated Percent Complete
				AFUDC Capitalized	Indirect Costs				
1	D12-0201	Projects Funded by Others	92,697	-	-	92,697	100%	92,697	NA
2	I12-020009	US 25 Relocation - Item 7-122.50	1,526,401	104,080	-	1,630,480		1,630,480	58.01%
3	I12-020010	Leestown Road - Item 7-223.00	846,832	62,779	-	909,612		909,612	51.30%
4	I12-020027	Russell Cave Rd Sys Improvements	443,481	4,332	-	447,814		447,814	92.14%
5	I12-300002	Northern Division Connection	339,638	4,737	-	344,375		344,375	2.44%
6	R12-02B1.12	Mains - Replaced / Restored	609,423	1,928	-	611,351		611,351	NA
7	R12-02C1.12	Mains - Unscheduled	1,755	-	-	1,755		1,755	NA
8	R12-02E1.12	Hydrants, Valves, and Manholes-New	15,744	171	-	15,915		15,915	NA
9	R12-02F1.12	Hydrants, Valves, and Manholes-Rep	2,133	-	-	2,133		2,133	NA
10	R12-02G1.12	Services and Laterals - New	107,099	-	-	107,099		107,099	NA
11	R12-02H1.12	Services and Laterals - Replaced	40,299	124	-	40,423		40,423	NA
12	R12-02I1.12	Meters - New	60,227	-	-	60,227		60,227	NA
13	R12-02J1.12	Meters - Replaced	260,341	9	-	260,350		260,350	NA
14	R12-02O1.12	Vehicles	66,108	-	-	66,108		66,108	NA
15	R12-02P1.12	Tools and Equipment	55,402	-	-	55,402		55,402	NA
16	R12-02Q1.12	Process Plant - Facilities and Equi	2,582	1	-	2,583		2,583	NA
17	R12-02S1.12	Engineering Studies	697,470	6,538	-	704,008		704,008	NA
18	R12-30A1.12	Mains - New	1,337	73	-	1,409		1,409	NA
19	R12-30B1.12	Mains - Replaced / Restored	12,939	4	-	12,943		12,943	NA
20	R12-30C1.12	Mains - Unscheduled	5,787	-	-	5,787		5,787	NA
21	R12-30E1.12	Hydrants, Valves, and Manholes-New	575	-	-	575		575	NA
22	R12-30G2.12	Services and Laterals - New	(149)	-	-	(149)		(149)	NA
23	R12-30H2.12	Services and Laterals - Replaced	(9)	-	-	(9)		(9)	NA
24	R12-30I2.12	Meters - New	(60)	-	-	(60)		(60)	NA
25	R12-30Q1.12	Process Plant - Facilities and Equi	7,613	-	-	7,613		7,613	NA
26	R12-33Q1.12	Process Plant - Facilities and Equi	233	-	-	233		233	NA
27	T12-0102	Business Transformation	4,280,812	215,856	-	4,496,668		4,496,668	40.56%
28	T12-0103	Business Transformation - Other	299,733	1,239	-	300,972		300,972	39.41%
29	Unallocated	Undistributed Items	(2,081)	-	-	(2,081)		(2,081)	NA
30									
31									
32									
33									
34									
35									
36									
37									
38									
39									
40									
41									
42									
43									
44									
45									
46									
47									
48									
49									
			<u>9,774,362</u>	<u>401,870</u>	<u>0</u>	<u>10,176,232</u>		<u>10,176,232</u>	

KENTUCKY AMERICAN WATER  
CASE NO: 2012-00520  
CONSTRUCTION WORK IN PROGRESS  
AS OF JANUARY 2012

Schedule 2  
PSCDR1\_NUM12  
PAGE 10 OF 12

DATA: \_X\_ PRE-BASE PERIOD \_\_\_ FORECASTED PERIOD  
TYPE OF FILING: \_X\_ ORIGINAL \_\_\_ UPDATED \_\_\_ REVISED  
WORKPAPER REFERENCE NO(S):

Witness Responsible: Lance E. Williams

Line No.	Project Number	Description of Project	Construction Amount	Accumulated Costs		Total Costs	Jurisdictional Percent	Total Jurisdictional Cost	Estimated Percent Complete
				AFUDC Capitalized	Indirect Costs				
1	D12-0201	Projects Funded by Others	109,934	-	-	109,934	100%	109,934	NA
2	I12-020009	US 25 Relocation - Item 7-122.50	1,539,714	110,205	-	1,649,919	-	1,649,919	58.70%
3	I12-020010	Leestown Road - Item 7-223.00	855,448	64,963	-	920,411	-	920,411	51.90%
4	I12-020027	Russell Cave Rd Sys Improvements	447,611	5,853	-	453,465	-	453,465	93.30%
5	I12-300002	Northern Division Connection	361,248	6,259	-	367,507	-	367,507	2.61%
6	R12-02B1.12	Mains - Replaced / Restored	594,646	3,654	-	598,300	-	598,300	NA
7	R12-02E1.12	Hydrants, Valves, and Manholes-New	12,379	114	-	12,493	-	12,493	NA
8	R12-02G1.12	Services and Laterals - New	120,136	-	-	120,136	-	120,136	NA
9	R12-02H1.12	Services and Laterals - Replaced	23,609	118	-	23,727	-	23,727	NA
10	R12-02I1.12	Meters - New	55,900	-	-	55,900	-	55,900	NA
11	R12-02J1.12	Meters - Replaced	186,620	16	-	186,636	-	186,636	NA
12	R12-02K1.12	ITS Equipment and Systems	632	-	-	632	-	632	NA
13	R12-02L1.12	SCADA Equipment and Systems	1,930	-	-	1,930	-	1,930	NA
14	R12-02O1.12	Vehicles	129,272	-	-	129,272	-	129,272	NA
15	R12-02P1.12	Tools and Equipment	67,553	-	-	67,553	-	67,553	NA
16	R12-02S1.12	Engineering Studies	703,480	9,408	-	712,889	-	712,889	NA
17	R12-30A1.12	Mains - New	1,354	73	-	1,426	-	1,426	NA
18	R12-30B1.12	Mains - Replaced / Restored	1	-	-	1	-	1	NA
19	R12-30E1.12	Hydrants, Valves, and Manholes-New	790	-	-	790	-	790	NA
20	R12-33S1.12	Engineering Studies	15,959	51	-	16,010	-	16,010	NA
21	T12-0102	Business Transformation	4,901,150	244,860	-	5,146,010	-	5,146,010	46.42%
22	T12-0103	Business Transformation - Other	366,406	3,180	-	369,586	-	369,586	48.39%
23									
24									
25									
26									
27									
28									
29									
30									
31									
32									
33									
34									
35									
36									
37									
38									
39									
40									
41									
42									
43									
44									
45									
46									
47									
48									
49									
			<u>10,495,772</u>	<u>448,753</u>	<u>0</u>	<u>10,944,525</u>		<u>10,944,525</u>	

KENTUCKY AMERICAN WATER  
CASE NO: 2012-00520  
CONSTRUCTION WORK IN PROGRESS  
AS OF FEBRUARY 2012

Schedule 2  
PSCDR1\_NUM12  
PAGE 11 OF 12

DATA: \_X\_ PRE-BASE PERIOD \_\_\_ FORECASTED PERIOD  
TYPE OF FILING: \_X\_ ORIGINAL \_\_\_ UPDATED \_\_\_ REVISED  
WORKPAPER REFERENCE NO(S):

Witness Responsible: Lance E. Williams

Line No.	Project Number	Description of Project	Construction Amount	Accumulated Costs		Total Costs	Jurisdictional Percent	Total Jurisdictional Cost	Estimated Percent Complete
				AFUDC Capitalized	Indirect Costs				
1	D12-0201	Projects Funded by Others	138,205	-	-	138,205	100%	138,205	NA
2	I12-020009	US 25 Relocation - Item 7-122.50	1,554,776	117,439	-	1,672,214		1,672,214	59.50%
3	I12-020010	Leestown Road - Item 7-223.00	856,357	67,167	-	923,525		923,525	52.08%
4	I12-020027	Russell Cave Rd Sys Improvements	450,258	7,406	-	457,664		457,664	94.17%
5	I12-300002	Northern Division Connection	390,274	7,992	-	398,266		398,266	2.82%
6	R12-02B1.12	Mains - Replaced / Restored	552,470	5,784	-	558,254		558,254	NA
7	R12-02E1.12	Hydrants, Valves, and Manholes-New	16,880	165	-	17,045		17,045	NA
8	R12-02F1.12	Hydrants, Valves, and Manholes-Rep	59	-	-	59		59	NA
9	R12-02G1.12	Services and Laterals - New	65	-	-	65		65	NA
10	R12-02H1.12	Services and Laterals - Replaced	12,400	190	-	12,591		12,591	NA
11	R12-02I1.12	Meters - New	(62)	-	-	(62)		(62)	NA
12	R12-02J1.12	Meters - Replaced	7,283	24	-	7,307		7,307	NA
13	R12-02K1.12	ITS Equipment and Systems	85,518	-	-	85,518		85,518	NA
14	R12-02L1.12	SCADA Equipment and Systems	1,937	-	-	1,937		1,937	NA
15	R12-02N1.12	Offices and Operations Centers	3,879	0	-	3,879		3,879	NA
16	R12-02O1.12	Vehicles	67,493	-	-	67,493		67,493	NA
17	R12-02P1.12	Tools and Equipment	15,564	-	-	15,564		15,564	NA
18	R12-02Q1.12	Process Plant - Facilities and Equi	44,255	128	-	44,383		44,383	NA
19	R12-02S1.12	Engineering Studies	707,909	12,600	-	720,509		720,509	NA
20	R12-30A1.12	Mains - New	1,359	73	-	1,431		1,431	NA
21	R12-30B1.12	Mains - Replaced / Restored	1	-	-	1		1	NA
22	R12-30G2.12	Services and Laterals - New	194	-	-	194		194	NA
23	R12-30H2.12	Services and Laterals - Replaced	3,474	-	-	3,474		3,474	NA
24	R12-30I2.12	Meters - New	49	-	-	49		49	NA
25	R12-30J2.12	Meters - Replaced	566	-	-	566		566	NA
26	R12-30K1.12	ITS Equipment and Systems	8,541	-	-	8,541		8,541	NA
27	R12-33S1.12	Engineering Studies	16,018	153	-	16,171		16,171	NA
28	T12-0102	Business Transformation	5,235,441	277,645	-	5,513,086		5,513,086	49.73%
29	T12-0103	Business Transformation - Other	435,021	5,541	-	440,562		440,562	57.68%
30	XP-12-2	XP-Merchandising & Jobbing	8	-	-	8		8	NA
31									
32									
33									
34									
35									
36									
37									
38									
39									
40									
41									
42									
43									
44									
45									
46									
47									
48									
49									
			<u>10,606,190</u>	<u>502,309</u>	<u>0</u>	<u>11,108,499</u>		<u>11,108,499</u>	

KENTUCKY AMERICAN WATER  
CASE NO: 2012-00520  
CONSTRUCTION WORK IN PROGRESS  
AS OF MARCH 2012

Schedule 2  
PSCDR1\_NUM12  
PAGE 12 OF 12

DATA:    X PRE-BASE PERIOD    FORECASTED PERIOD  
TYPE OF FILING:    X ORIGINAL    UPDATED    REVISED  
WORKPAPER REFERENCE NO(S):

Witness Responsible: Lance E. Williams

Line No.	Project Number	Description of Project	Construction Amount	Accumulated Costs		Total Costs	Jurisdictional Percent	Total Jurisdictional Cost	Estimated Percent Complete
				AFUDC Capitalized	Indirect Costs				
1	D12-0201	Projects Funded by Others	178,046	-	-	178,046	100%	178,046	NA
2	I12-020009	US 25 Relocation - Item 7-122.50	1,674,040	125,277	-	1,799,316		1,799,316	64.02%
3	I12-020010	Leestown Road - Item 7-223.00	856,782	69,392	-	926,175		926,175	52.23%
4	I12-020027	Russell Cave Rd Sys Improvements	449,692	9,350	-	459,042		459,042	94.45%
5	I12-300002	Northern Division Connection	467,203	10,004	-	477,207		477,207	3.38%
6	R12-02B1.12	Mains - Replaced / Restored	459,127	8,216	-	467,343		467,343	NA
7	R12-02C1.12	Mains - Unscheduled	5,578	-	-	5,578		5,578	NA
8	R12-02E1.12	Hydrants, Valves, and Manholes-New	7,474	186	-	7,660		7,660	NA
9	R12-02F1.12	Hydrants, Valves, and Manholes-Rep	6,918	-	-	6,918		6,918	NA
10	R12-02G1.12	Services and Laterals - New	92,976	-	-	92,976		92,976	NA
11	R12-02H1.12	Services and Laterals - Replaced	13,645	268	-	13,913		13,913	NA
12	R12-02J1.12	Meters - Replaced	89,243	32	-	89,275		89,275	NA
13	R12-02K1.12	ITS Equipment and Systems	142,876	305	-	143,181		143,181	NA
14	R12-02L1.12	SCADA Equipment and Systems	1,940	3	-	1,943		1,943	NA
15	R12-02N1.12	Offices and Operations Centers	7,566	0	-	7,566		7,566	NA
16	R12-02O1.12	Vehicles	77,297	-	-	77,297		77,297	NA
17	R12-02P1.12	Tools and Equipment	2,578	-	-	2,578		2,578	NA
18	R12-02Q1.12	Process Plant - Facilities and Equi	44,748	398	-	45,146		45,146	NA
19	R12-02S1.12	Engineering Studies	651,095	13,810	-	664,905		664,905	NA
20	R12-30A1.12	Mains - New	7,259	91	-	7,351		7,351	NA
21	R12-30B1.12	Mains - Replaced / Restored	12,098	-	-	12,098		12,098	NA
22	R12-30C1.12	Mains - Unscheduled	908	-	-	908		908	NA
23	R12-30H2.12	Services and Laterals - Replaced	1,518	-	-	1,518		1,518	NA
24	R12-30K1.12	ITS Equipment and Systems	8,547	20	-	8,567		8,567	NA
25	R12-33S1.12	Engineering Studies	20,042	255	-	20,298		20,298	NA
26	T12-0102	Business Transformation	5,549,817	312,670	-	5,862,487		5,862,487	52.88%
27	T12-0103	Business Transformation - Other	501,699	8,337	-	510,036		510,036	66.78%
28									
29									
30									
31									
32									
33									
34									
35									
36									
37									
38									
39									
40									
41									
42									
43									
44									
45									
46									
47									
48									
49									
			<u>11,330,715</u>	<u>558,614</u>	<u>0</u>	<u>11,889,329</u>		<u>11,889,329</u>	

KENTUCKY-AMERICAN WATER COMPANY  
Case No. 2012-00520  
CONSTRUCTION WORK IN PROGRESS  
AS OF MARCH 31, 2013

EXHIBIT 37, SCHEDULE B-4  
Exhibits) Rate Base\K\_RB12 - revised.kw\Sch B-4  
PAGE 1 OF 2  
Witness Responsible L. Birdwell

DATA: X BASE PERIOD - FORECASTED PERIOD  
TYPE OF FILING: X ORIGINAL \_\_\_ UPDATED \_\_\_ REVISED  
WORKPAPER REFERENCE NO(S): W/P-1-3

Line No.	Project Number	Description of Project	Construction Amount	Accumulated Costs AFUDC Capitalized	Indirect Costs	Total Costs	Jurisdictional Percent	Total Jurisdictional Cost	Estimated Percent Complete
1									
2	D12-01-P	Projects Funded by Others	\$ 283,636	-	-	\$283,636	100%	\$283,636	NA
3	R12-01-A1	Mains - New	\$ -	-	-	-	-	-	NA
4	R12-01-B1	Mains - Replaced / Restored	\$ -	-	-	-	-	-	NA
5	R12-01-C1	Mains - Reschedule Replacements	\$ 102,723	813	-	103,536	-	103,536	NA
6	R12-01-D1	Mains - Relocation	\$ -	-	-	-	-	-	NA
7	R12-01-E1	Hydrants, Valves, and Manholes - New	\$ -	-	-	-	-	-	NA
8	R12-01-F1	Hydrants, Valves, and Manholes - Replaced	\$ -	-	-	-	-	-	NA
9	R12-01-G1	Services and Laterals - New	\$ -	-	-	-	-	-	NA
10	R12-01-H1	Services and Laterals - Replaced	\$ -	-	-	-	-	-	NA
11	R12-01-I1	Meters New	\$ -	-	-	-	-	-	NA
12	R12-01-J1	Meters - Replaced	\$ -	-	-	-	-	-	NA
13	R12-01-K1	ITS Equipment and Systems	\$ -	-	-	-	-	-	NA
14	R12-01-L1	SCADA Equipment and Systems	\$ -	-	-	-	-	-	NA
15	R12-01-M1	Security Equipment and System	\$ 890,768	33,506	-	924,274	-	924,274	NA
16	R12-01-N1	Offices and Operations Centers	\$ -	-	-	-	-	-	NA
17	R12-01-O1	Vehicles	\$ -	-	-	-	-	-	NA
18	R12-01-P1	Truck and Equipment	\$ -	-	-	-	-	-	NA
19	R12-01-Q1	Process Plant Facilities and Equipment	\$ 41,227	268	-	41,495	-	41,495	NA
20	R12-01-S1	Engineering Studies	\$ 36,012	22,131	-	58,144	-	58,144	NA
21	T12-002-P	Business Transformation 2010 - 2014	\$ 5,276,999	465,156	-	5,742,156	-	5,742,156	52%
22	T12-003-P	New WTP on Pool 3 of Kentucky	\$ (57,447)	-	-	(57,447)	-	(57,447)	-8%
23	I12-020001	Russell Cave Rd Main Extension	\$ -	-	2,569	-	-	-	0%
24	I12-020002	US 25 Rehecaton	\$ -	-	-	-	-	-	0%
25	I12-020009	Leestown Road	\$ 1,488,795	136,131	-	1,624,926	-	1,624,926	92%
26	I12-020010	Pump Efficiency Replacement	\$ 1,994,884	52,545	-	2,047,430	-	2,047,430	85%
27	I12-020025	Northern Division Connection	\$ 4,666,333	142,540	-	4,808,873	-	4,808,873	34%
28	I12-00003	Todd and Cleveland Rd Main Extension	\$ -	-	-	-	-	-	0%
29	IP-1202-9	KRS Clearwell Improvements (332)	\$ -	-	-	-	-	-	0%
30	IP-1202-10	I-75 Main Extension	\$ -	-	-	-	-	-	0%
31	IP-1202-11	Greenwich Rd Main Extension	\$ -	-	-	-	-	-	0%
32	IP-1202-13	North Upper St Main Replacement (343)	\$ -	-	-	-	-	-	0%
33	IP-1202-16	KY Major Highway	\$ -	-	-	-	-	-	0%
34	IP-1202-20	KRS Carbon and Pre-Chlorine Feed	\$ -	-	-	-	-	-	0%
35	IP-1202-23	KRS Hydroreater Valve & Flow Meter	\$ -	-	-	-	-	-	0%
36	IP-1202-27	Pump Efficiency Repl	\$ -	-	-	-	-	-	0%
37	IP-1202-39		\$ -	-	-	-	-	-	0%
38									
39									
40									
41									
42									
43									
44									
45									
46									
47									
48									
49									
50									
						\$14,719,363	\$855,659	\$15,575,022	
						\$14,719,363	\$855,659	\$15,575,022	

Note: Budget Projects DV - S represent normal on-going construction expenditures and are comprised of numerous construction jobs. The cost of these projects can range from approximately \$1,000 to \$95,000. The construction period may be as little as one week or as long as two months.

KENTUCKY-AMERICAN WATER COMPANY  
Case No. 2012-00520  
CONSTRUCTION WORK IN PROGRESS  
FROM AUGUST 2013 TO JULY 2014

EXHIBIT 37, SCHEDULE B-4  
Exhibits) Rate Base\JK\_RB12 -revised.kw\Sch B-4  
PAGE 2 OF 2  
Witness Responsible L. Birdwell

DATA: \_\_\_ BASE PERIOD, X\_ FORECASTED PERIOD  
TYPE OF FILING: \_\_\_ ORIGINAL, \_\_\_ UPDATED, \_\_\_ REVISED  
WORKPAPER REFERENCE NO(S): W/P-1-3

Line No.	Project Number	Description of Project	Construction Amount	Accumulated Costs AFUDC Capitalized	Indirect Costs	Total Costs	Jurisdictional Percent	Total Jurisdictional Cost	Estimated Percent Complete
1									
2	D12-**01-P	Projects Funded by Others	\$355,661	\$0	\$0	\$355,661	100%	\$355,661	N/A
3	R12-**A1	Mains - New	\$46,328	\$618	\$0	\$46,946		\$46,946	N/A
4	R12-**B1	Mains - Replaced / Restored	\$351,629	\$4,777	\$0	\$356,406		\$356,406	N/A
5	R12-**C1	Mains - Unscheduled Replacements	\$0	\$0	\$0	\$0		\$0	N/A
6	R12-**D1	Mains - Relocation	\$87,009	\$1,163	\$0	\$88,161		\$88,161	N/A
7	R12-**E1	Hydrants, Valves, and Manholes - New	\$0	\$0	\$0	\$0		\$0	N/A
8	R12-**F1	Hydrants, Valves, and Manholes - Replaced	\$0	\$0	\$0	\$0		\$0	N/A
9	R12-**G1	Services and Laterals - New	\$0	\$0	\$0	\$0		\$0	N/A
10	R12-**H1	Services and Laterals - Replaced	\$0	\$0	\$0	\$0		\$0	N/A
11	R12-**I1	Meters New	\$0	\$0	\$0	\$0		\$0	N/A
12	R12-**J1	Meters - Replaced	\$0	\$0	\$0	\$0		\$0	N/A
13	R12-**K1	ITS Equipment and Systems	\$0	\$0	\$0	\$0		\$0	N/A
14	R12-**L1	SCADA Equipment and Systems	\$0	\$0	\$0	\$0		\$0	N/A
15	R12-**M1	Security Equipment and System	\$402,372	\$21,637	\$0	\$424,008		\$424,008	N/A
16	R12-**N1	Offices and Operations Centers	\$0	\$0	\$0	\$0		\$0	N/A
17	R12-**O1	Vehicles	\$0	\$0	\$0	\$0		\$0	N/A
18	R12-**P1	Tools and Equipment	\$0	\$0	\$0	\$0		\$0	N/A
19	R12-**Q1	Process Plant Facilities and Equipment	\$230,043	\$3,110	\$0	\$233,153		\$233,153	N/A
20	R12-**S1	Engineering Studies	\$18,126	\$1,267	\$0	\$19,394		\$19,394	N/A
21	T12-002-P	Business Transformation 2010 - 2014	\$204,440	\$0	\$0	\$204,440		\$204,440	100%
22	T12-003-P	Business Transformation 2010 - 2014	(\$60,809)	\$0	\$0	(\$60,809)		(\$60,809)	100%
23	I12-020001	New WTP on Pool 3 of Kentucky	\$0	\$0	\$0	\$0		\$0	0%
24	I12-020002	Russell Cave Rd Main Extension	(\$2,569)	\$0	\$0	(\$2,569)		(\$2,569)	0%
25	I12-020009	US 25 Relocation	\$0	\$0	\$0	\$0		\$0	0%
26	I12-020010	Leestown Road	\$0	\$0	\$0	\$0		\$0	0%
27	I12-020025	Pump Efficiency Replacement	\$0	\$0	\$0	\$0		\$0	0%
28	I12-300003	Northern Division Connection	\$4,132,749	\$188,222	\$0	\$4,320,971		\$4,320,971	100%
29	IP-1202-9	Todd's and Cleveland Rd Main Extension	\$162,414	\$3,246	\$0	\$165,660		\$165,660	28%
30	IP-1202-10	KRS Clearwell Improvements (B32)	\$119,209	\$1,984	\$0	\$121,194		\$121,194	20%
31	IP-1202-11	I-75 Main Extension	\$110,094	\$1,903	\$0	\$111,997		\$111,997	29%
32	IP-1202-13	I-75 Main Extension	\$142,539	\$2,348	\$0	\$144,887		\$144,887	57%
33	IP-1202-16	Greenwich Rd Main Extension	\$116,153	\$1,976	\$0	\$118,129		\$118,129	39%
34	IP-1202-20	North Upper St Main Replacement (B43)	\$85,992	\$1,652	\$0	\$87,644		\$87,644	37%
35	IP-1202-23	KY Major Highway	\$41,554	\$682	\$0	\$42,236		\$42,236	51%
36	IP-1202-27	KRS Carbon and Pre-Chlorine Feed	\$21,291	\$482	\$0	\$21,773		\$21,773	100%
37	IP-1202-39	KRS Hydroreducer Valve & Flow Meter Pump Efficiency Repl	\$49,037	\$578	\$0	\$49,615		\$49,615	72%
38									
39									
40									
41									
42									
43									
44									
45									
46									
47									
48									
49									
50									
						\$6,613,262	\$0	\$6,613,262	

Note: Budget Projects DV - 5 represent normal on-going construction expenditures and are comprised of numerous construction jobs. The cost of these projects can range from approximately \$1,000 to \$95,000. The construction period may be as little as one week or as long as two months.



**KENTUCKY-AMERICAN WATER COMPANY  
CASE NO. 2012-00520  
COMMISSION STAFF'S FIRST REQUEST FOR INFORMATION**

---

**Witness:**      **Linda C. Bridwell**

- 13.** For each construction project listed in Kentucky-American's response to Item 10, provide the information listed below in the format contained in Schedule 3:
- a. Project number;
  - b. Date on which construction began;
  - c. Estimated date of project completion;
  - d. Time elapsed since the beginning of construction as a percentage of total estimated time of construction;
  - e. Original budget estimate of project's cost;
  - f. Most recent budget estimate of project's cost;
  - g. Total expenditure on project; and
  - h. Total project expenditure as percentage of total budgeted estimate.

**Response:**

For each construction project listed in the response to Item 12, see the attached schedule for the 12 months preceding the base period. Also attached is Exhibit B-4.1, page 1 of 2, detailing the base period and Exhibit B-4.1, page 2 of 2, detailing the forecasted test year.

For the electronic version, refer to KAW\_R\_PSCDR1\_NUM13\_012313.pdf.

KENTUCKY AMERICAN WATER  
CASE NO: 2012-00520  
CONSTRUCTION WORK IN PROGRESS - PERCENT COMPLETE  
AS OF APRIL 2011

Schedule 3  
PSCDR1\_NUM13  
PAGE 1 OF 12  
Lance E. Williams

DATA: \_X\_PRE-BASE PERIOD \_\_\_FORECASTED PERIOD  
TYPE OF FILING: \_X\_ORIGINAL \_\_\_UPDATED \_\_\_REVISED  
WORKPAPER REFERENCE NO(S):

Witness Responsible:

Line No.	Project Number	Description of Project	Date Construction Begin	Estimated Completion Date	% of Elapsed Time	Original Budget Estimate	Current Budget Estimate	Total Project Expenditures	% of Total Expenditures to Budget Est.
1	D12-0201	Projects Funded by Others	N/A	N/A	N/A	N/A	N/A	499,901	N/A
2	D12-3003	Projects Funded by Others	N/A	N/A	N/A	N/A	N/A	1,851	N/A
3	I12-020009	US 25 Relocation - Item 7-122.50	9/1/2010	09/15/12	33%	3,200,000	2,810,647	1,150,084	41%
4	I12-020010	Leestown Road - Item 7-223.00	10/1/2010	05/1/13	23%	1,500,000	1,773,269	261,140	15%
5	I12-020023	Lexington Operations Center	1/1/2010	01/31/12	65%	2,756,632	2,808,875	469	0%
6	I12-020030	Carrick Rd Main Extension *	5/1/2008	N/A	N/A	2,700,001	N/A	120,410	N/A
7	I12-300001	Owenton-Post Acquisition Phase 2 **	4/1/2008	N/A	N/A	824,804	N/A	83,209	N/A
8	R12-02B1.12	Mains - Replaced / Restored	N/A	N/A	N/A	N/A	N/A	55,265	N/A
9	R12-02C1.12	Mains - Unscheduled	N/A	N/A	N/A	N/A	N/A	105	N/A
10	R12-02D1.12	Mains - Relocated	N/A	N/A	N/A	N/A	N/A	21,853	N/A
11	R12-02E1.12	Hydrants, Valves, and Manholes-New	N/A	N/A	N/A	N/A	N/A	31,400	N/A
12	R12-02F1.12	Hydrants, Valves, and Manholes-Rep	N/A	N/A	N/A	N/A	N/A	34,108	N/A
13	R12-02G1.12	Services and Laterals - New	N/A	N/A	N/A	N/A	N/A	75,942	N/A
14	R12-02H1.12	Services and Laterals - Replaced	N/A	N/A	N/A	N/A	N/A	1,141	N/A
15	R12-02I1.12	Meters - New	N/A	N/A	N/A	N/A	N/A	58,530	N/A
16	R12-02J1.12	Meters - Replaced	N/A	N/A	N/A	N/A	N/A	10,517	N/A
17	R12-02K1.12	ITS Equipment and Systems	N/A	N/A	N/A	N/A	N/A	45,863	N/A
18	R12-02M1.12	Security Equipment and Systems	N/A	N/A	N/A	N/A	N/A	308	N/A
19	R12-02N1.12	Offices and Operations Centers	N/A	N/A	N/A	N/A	N/A	212,179	N/A
20	R12-02O1.12	Vehicles	N/A	N/A	N/A	N/A	N/A	41,011	N/A
21	R12-02Q1.12	Process Plant - Facilities and Equi	N/A	N/A	N/A	N/A	N/A	237,767	N/A
22	R12-02S1.12	Engineering Studies	N/A	N/A	N/A	N/A	N/A	50,268	N/A
23	R12-30A1.12	Mains - New	N/A	N/A	N/A	N/A	N/A	1,401	N/A
24	R12-30C1.12	Mains - Unscheduled	N/A	N/A	N/A	N/A	N/A	107	N/A
25	R12-30F1.12	Hydrants, Valves, and Manholes-Rep	N/A	N/A	N/A	N/A	N/A	187	N/A
26	R12-33B1.12	Sewer Mains - Replaced/Restored	N/A	N/A	N/A	N/A	N/A	1,178	N/A
27	R12-33Q1.12	Process Plant - Facilities and Equi	N/A	N/A	N/A	N/A	N/A	82	N/A
28	T12-0102	Business Transformation	5/1/2009	3/1/2014	42%	11,085,857	11,085,857	1,782,462	16%
29									
30									
31									
32									
33									
34									
35									
36									
37									
38									
39									
40									
41									
42									
43									
44									
45									
46									
47									
48									
49									
						22,067,294	18,478,648	4,778,734	

\* Project was cancelled in Dec 2011  
\*\* Project was suspended in Dec 2011

KENTUCKY AMERICAN WATER  
CASE NO: 2012-00520  
CONSTRUCTION WORK IN PROGRESS - PERCENT COMPLETE  
AS OF MAY 2011

Schedule 3  
PSCDR1\_NUM13  
PAGE 2 OF 12  
Lance E. Williams

DATA: \_X\_PRE-BASE PERIOD \_\_\_FORECASTED PERIOD  
TYPE OF FILING: \_X\_ORIGINAL \_\_\_UPDATED \_\_\_REVISED  
WORKPAPER REFERENCE NO(S):

Witness Responsible:

Line No.	Project Number	Description of Project	Date Construction Begin	Estimated Completion Date	% of Elapsed Time	Original Budget Estimate	Current Budget Estimate	Total Project Expenditures	% of Total Expenditures to Budget Est.
1	D12-0201	Projects Funded by Others	N/A	N/A	N/A	N/A	N/A	347,010	N/A
2	I12-020009	US 25 Relocation - Item 7-122.50	9/1/2010	09/15/12	37%	3,200,000	2,810,647	1,222,670	44%
3	I12-020010	Leestown Road - Item 7-223.00	10/1/2010	05/1/13	26%	1,500,000	1,773,269	272,764	15%
4	I12-020030	Carrick Rd Main Extension *	5/1/2008	N/A	N/A	2,700,001	N/A	121,590	N/A
5	I12-300001	Owenton-Post Acquisition Phase 2 **	4/1/2008	N/A	N/A	824,804	N/A	84,011	N/A
6	R12-02B1.12	Mains - Replaced / Restored	N/A	N/A	N/A	N/A	N/A	175,198	N/A
7	R12-02C1.12	Mains - Unscheduled	N/A	N/A	N/A	N/A	N/A	580	N/A
8	R12-02D1.12	Mains - Relocated	N/A	N/A	N/A	N/A	N/A	42,591	N/A
9	R12-02E1.12	Hydrants, Valves, and Manholes-New	N/A	N/A	N/A	N/A	N/A	17,352	N/A
10	R12-02F1.12	Hydrants, Valves, and Manholes-Rep	N/A	N/A	N/A	N/A	N/A	34,485	N/A
11	R12-02G1.12	Services and Laterals - New	N/A	N/A	N/A	N/A	N/A	59,746	N/A
12	R12-02I1.12	Meters - New	N/A	N/A	N/A	N/A	N/A	56,819	N/A
13	R12-02J1.12	Meters - Replaced	N/A	N/A	N/A	N/A	N/A	2,692	N/A
14	R12-02K1.12	ITS Equipment and Systems	N/A	N/A	N/A	N/A	N/A	46,565	N/A
15	R12-02L1.12	SCADA Equipment and Systems	N/A	N/A	N/A	N/A	N/A	146	N/A
16	R12-02M1.12	Security Equipment and Systems	N/A	N/A	N/A	N/A	N/A	313	N/A
17	R12-02N1.12	Offices and Operations Centers	N/A	N/A	N/A	N/A	N/A	267,060	N/A
18	R12-02O1.12	Vehicles	N/A	N/A	N/A	N/A	N/A	41,102	N/A
19	R12-02P1.12	Tools and Equipment	N/A	N/A	N/A	N/A	N/A	4,610	N/A
20	R12-02Q1.12	Process Plant - Facilities and Equi	N/A	N/A	N/A	N/A	N/A	277,629	N/A
21	R12-02S1.12	Engineering Studies	N/A	N/A	N/A	N/A	N/A	50,766	N/A
22	R12-30A1.12	Mains - New	N/A	N/A	N/A	N/A	N/A	1,414	N/A
23	R12-30F1.12	Hydrants, Valves, and Manholes-Rep	N/A	N/A	N/A	N/A	N/A	374	N/A
24	R12-30H2.12	Services and Laterals - Replaced	N/A	N/A	N/A	N/A	N/A	501	N/A
25	R12-33B1.12	Sewer Mains - Replaced/Restored	N/A	N/A	N/A	N/A	N/A	1,419	N/A
26	R12-33Q1.12	Process Plant - Facilities and Equi	N/A	N/A	N/A	N/A	N/A	28,516	N/A
27	T12-0102	Business Transformation	5/1/2009	3/1/2014	43%	11,085,857	11,085,857	2,037,089	18%
28	Unallocated	Undistributed Items	N/A	N/A	N/A	N/A	N/A	59,076	N/A
29	XP-12-4	XP-Non-Programmed Maintenance	N/A	N/A	N/A	N/A	N/A	312	N/A
30									
31									
32									
33									
34									
35									
36									
37									
38									
39									
40									
41									
42									
43									
44									
45									
46									
47									
48									
49									
						19,310,662	15,669,773	5,254,398	

\* Project was cancelled in Dec 2011  
\*\* Project was suspended in Dec 2011

KENTUCKY AMERICAN WATER  
CASE NO: 2012-00520  
CONSTRUCTION WORK IN PROGRESS - PERCENT COMPLETE  
AS OF JUNE 2011

Schedule 3  
PSCDR1\_NUM13  
PAGE 3 OF 12

DATA: \_X\_PRE-BASE PERIOD \_\_\_ FORECASTED PERIOD  
TYPE OF FILING: \_X\_ORIGINAL \_\_\_ UPDATED \_\_\_ REVISED  
WORKPAPER REFERENCE NO(S):

Witness Responsible: Lance E. Williams

Line No.	Project Number	Description of Project	Date Construction Begin	Estimated Completion Date	% of Elapsed Time	Original Budget Estimate	Current Budget Estimate	Total Project Expenditures	% of Total Expenditures to Budget Est.
1	D12-0201	Projects Funded by Others	N/A	N/A	N/A	N/A	N/A	155,925	N/A
2	I12-020009	US 25 Relocation - Item 7-122.50	9/1/2010	09/15/12	41%	3,200,000	2,810,647	1,232,613	44%
3	I12-020010	Leestown Road - Item 7-223.00	10/1/2010	05/1/13	30%	1,500,000	1,773,269	285,357	16%
4	I12-020030	Carrick Rd Main Extension *	5/1/2008	N/A	N/A	2,700,001	N/A	121,501	N/A
5	I12-300001	Owenton-Post Acquisition Phase 2 **	4/1/2008	N/A	N/A	824,804	N/A	83,950	N/A
6	R12-02B1.12	Mains - Replaced / Restored	N/A	N/A	N/A	N/A	N/A	341,795	N/A
7	R12-02D1.12	Mains - Relocated	N/A	N/A	N/A	N/A	N/A	71,614	N/A
8	R12-02E1.12	Hydrants, Valves, and Manholes-New	N/A	N/A	N/A	N/A	N/A	7,915	N/A
9	R12-02F1.12	Hydrants, Valves, and Manholes-Rep	N/A	N/A	N/A	N/A	N/A	50,548	N/A
10	R12-02G1.12	Services and Laterals - New	N/A	N/A	N/A	N/A	N/A	103,411	N/A
11	R12-02H1.12	Services and Laterals - Replaced	N/A	N/A	N/A	N/A	N/A	76,686	N/A
12	R12-02I1.12	Meters - New	N/A	N/A	N/A	N/A	N/A	54,104	N/A
13	R12-02J1.12	Meters - Replaced	N/A	N/A	N/A	N/A	N/A	16,744	N/A
14	R12-02K1.12	ITS Equipment and Systems	N/A	N/A	N/A	N/A	N/A	120,911	N/A
15	R12-02L1.12	SCADA Equipment and Systems	N/A	N/A	N/A	N/A	N/A	1,500	N/A
16	R12-02N1.12	Offices and Operations Centers	N/A	N/A	N/A	N/A	N/A	333,649	N/A
17	R12-02O1.12	Vehicles	N/A	N/A	N/A	N/A	N/A	28,922	N/A
18	R12-02P1.12	Tools and Equipment	N/A	N/A	N/A	N/A	N/A	1,184	N/A
19	R12-02Q1.12	Process Plant - Facilities and Equi	N/A	N/A	N/A	N/A	N/A	210,106	N/A
20	R12-02S1.12	Engineering Studies	N/A	N/A	N/A	N/A	N/A	84,548	N/A
21	R12-30A1.12	Mains - New	N/A	N/A	N/A	N/A	N/A	1,413	N/A
22	R12-30F1.12	Hydrants, Valves, and Manholes-Rep	N/A	N/A	N/A	N/A	N/A	249	N/A
23	R12-33B1.12	Sewer Mains - Replaced/Restored	N/A	N/A	N/A	N/A	N/A	2,094	N/A
24	R12-33Q1.12	Process Plant - Facilities and Equi	N/A	N/A	N/A	N/A	N/A	28,494	N/A
25	T12-0102	Business Transformation	5/1/2009	3/1/2014	45%	11,085,857	11,085,857	2,350,109	21%
26									
27									
28									
29									
30									
31									
32									
33									
34									
35									
36									
37									
38									
39									
40									
41									
42									
43									
44									
45									
46									
47									
48									
49									
						<u>19,310,662</u>	<u>15,669,773</u>	<u>5,765,341</u>	

\* Project was cancelled in Dec 2011  
\*\* Project was suspended in Dec 2011

KENTUCKY AMERICAN WATER  
CASE NO: 2012-00520  
CONSTRUCTION WORK IN PROGRESS - PERCENT COMPLETE  
AS OF JULY 2011

Schedule 3  
PSCDR1\_NUM13  
PAGE 4 OF 12

DATA: \_X\_PRE-BASE PERIOD \_\_\_ FORECASTED PERIOD  
TYPE OF FILING: \_X\_ORIGINAL \_\_\_ UPDATED \_\_\_ REVISED  
WORKPAPER REFERENCE NO(S):

Witness Responsible: Lance E. Williams

Line No.	Project Number	Description of Project	Date Construction Begin	Estimated Completion Date	% of Elapsed Time	Original Budget Estimate	Current Budget Estimate	Total Project Expenditures	% of Total Expenditures to Budget Est.	
1	D12-0201	Projects Funded by Others	N/A	N/A	N/A	N/A	N/A	232,958	N/A	
2	I12-020009	US 25 Relocation - Item 7-122.50	9/1/2010	09/15/12	46%	3,200,000	2,810,647	1,257,349	45%	
3	I12-020010	Leestown Road - Item 7-223.00	10/1/2010	05/1/13	33%	1,500,000	1,773,269	293,579	17%	
4	I12-020030	Carrick Rd Main Extension *	5/1/2008	N/A	N/A	2,700,001	N/A	123,834	N/A	
5	I12-300001	Owenton-Post Acquisition Phase 2 **	4/1/2008	N/A	N/A	824,804	N/A	84,409	N/A	
6	R12-02B1.12	Mains - Replaced / Restored	N/A	N/A	N/A	N/A	N/A	467,522	N/A	
7	R12-02D1.12	Mains - Relocated	N/A	N/A	N/A	N/A	N/A	122,950	N/A	
8	R12-02E1.12	Hydrants, Valves, and Manholes-New	N/A	N/A	N/A	N/A	N/A	23,189	N/A	
9	R12-02F1.12	Hydrants, Valves, and Manholes-Rep	N/A	N/A	N/A	N/A	N/A	52,437	N/A	
10	R12-02G1.12	Services and Laterals - New	N/A	N/A	N/A	N/A	N/A	28,034	N/A	
11	R12-02H1.12	Services and Laterals - Replaced	N/A	N/A	N/A	N/A	N/A	42,358	N/A	
12	R12-02I1.12	Meters - New	N/A	N/A	N/A	N/A	N/A	6,064	N/A	
13	R12-02J1.12	Meters - Replaced	N/A	N/A	N/A	N/A	N/A	23,084	N/A	
14	R12-02K1.12	ITS Equipment and Systems	N/A	N/A	N/A	N/A	N/A	146,467	N/A	
15	R12-02L1.12	SCADA Equipment and Systems	N/A	N/A	N/A	N/A	N/A	3,772	N/A	
16	R12-02N1.12	Offices and Operations Centers	N/A	N/A	N/A	N/A	N/A	388,258	N/A	
17	R12-02O1.12	Vehicles	N/A	N/A	N/A	N/A	N/A	56,678	N/A	
18	R12-02P1.12	Tools and Equipment	N/A	N/A	N/A	N/A	N/A	15,310	N/A	
19	R12-02Q1.12	Process Plant - Facilities and Equi	N/A	N/A	N/A	N/A	N/A	264,176	N/A	
20	R12-02S1.12	Engineering Studies	N/A	N/A	N/A	N/A	N/A	147,648	N/A	
21	R12-30A1.12	Mains - New	N/A	N/A	N/A	N/A	N/A	1,421	N/A	
22	R12-30F1.12	Hydrants, Valves, and Manholes-Rep	N/A	N/A	N/A	N/A	N/A	250	N/A	
23	R12-30G2.12	Services and Laterals - New	N/A	N/A	N/A	N/A	N/A	2,001	N/A	
24	R12-30H2.12	Services and Laterals - Replaced	N/A	N/A	N/A	N/A	N/A	796	N/A	
25	R12-30I2.12	Meters - New	N/A	N/A	N/A	N/A	N/A	2,083	N/A	
26	R12-30K1.12	ITS Equipment and Systems	N/A	N/A	N/A	N/A	N/A	4,582	N/A	
27	R12-33Q1.12	Process Plant - Facilities and Equi	N/A	N/A	N/A	N/A	N/A	59,669	N/A	
28	T12-0102	Business Transformation	5/1/2009	3/1/2014	47%	11,085,857	11,085,857	2,654,644	24%	
29										
30										
31										
32										
33										
34										
35										
36										
37										
38										
39										
40										
41										
42										
43										
44										
45										
46										
47										
48										
49										
						<u>19,310,662</u>	<u>15,669,773</u>	<u>6,505,522</u>		

\* Project was cancelled in Dec 2011  
\*\* Project was suspended in Dec 2011

KENTUCKY AMERICAN WATER  
CASE NO: 2012-00520  
CONSTRUCTION WORK IN PROGRESS - PERCENT COMPLETE  
AS OF AUGUST 2011

Schedule 3  
PSCDR1\_NUM13  
PAGE 5 OF 12  
Lance E. Williams

DATA: \_X\_PRE-BASE PERIOD \_\_\_FORECASTED PERIOD  
TYPE OF FILING: \_X\_ORIGINAL \_\_\_UPDATED \_\_\_REVISED  
WORKPAPER REFERENCE NO(S):

Witness Responsible:

Line No.	Project Number	Description of Project	Date Construction Begin	Estimated Completion Date	% of Elapsed Time	Original Budget Estimate	Current Budget Estimate	Total Project Expenditures	% of Total Expenditures to Budget Est.
1	D12-0201	Projects Funded by Others	N/A	N/A	N/A	N/A	N/A	290,650	N/A
2	I12-020009	US 25 Relocation - Item 7-122.50	9/1/2010	09/15/12	50%	3,200,000	2,810,647	1,267,868	45%
3	I12-020010	Leestown Road - Item 7-223.00	10/1/2010	05/1/13	36%	1,500,000	1,773,269	303,530	17%
4	I12-020030	Carrick Rd Main Extension *	5/1/2008	N/A	N/A	2,700,001	N/A	126,778	N/A
5	I12-300001	Owenton-Post Acquisition Phase 2 **	4/1/2008	N/A	N/A	824,804	N/A	84,765	N/A
6	R12-02B1.12	Mains - Replaced / Restored	N/A	N/A	N/A	N/A	N/A	659,427	N/A
7	R12-02C1.12	Mains - Unscheduled	N/A	N/A	N/A	N/A	N/A	40,963	N/A
8	R12-02D1.12	Mains - Relocated	N/A	N/A	N/A	N/A	N/A	206,620	N/A
9	R12-02E1.12	Hydrants, Valves, and Manholes-New	N/A	N/A	N/A	N/A	N/A	25,312	N/A
10	R12-02F1.12	Hydrants, Valves, and Manholes-Rep	N/A	N/A	N/A	N/A	N/A	143,848	N/A
11	R12-02G1.12	Services and Laterals - New	N/A	N/A	N/A	N/A	N/A	11,477	N/A
12	R12-02H1.12	Services and Laterals - Replaced	N/A	N/A	N/A	N/A	N/A	47,622	N/A
13	R12-02I1.12	Meters - New	N/A	N/A	N/A	N/A	N/A	56,682	N/A
14	R12-02J1.12	Meters - Replaced	N/A	N/A	N/A	N/A	N/A	109,527	N/A
15	R12-02K1.12	ITS Equipment and Systems	N/A	N/A	N/A	N/A	N/A	45,953	N/A
16	R12-02L1.12	SCADA Equipment and Systems	N/A	N/A	N/A	N/A	N/A	210,432	N/A
17	R12-02N1.12	Offices and Operations Centers	N/A	N/A	N/A	N/A	N/A	411,956	N/A
18	R12-02O1.12	Vehicles	N/A	N/A	N/A	N/A	N/A	15,739	N/A
19	R12-02P1.12	Tools and Equipment	N/A	N/A	N/A	N/A	N/A	40,153	N/A
20	R12-02Q1.12	Process Plant - Facilities and Equi	N/A	N/A	N/A	N/A	N/A	365,617	N/A
21	R12-02S1.12	Engineering Studies	N/A	N/A	N/A	N/A	N/A	224,255	N/A
22	R12-30A1.12	Mains - New	N/A	N/A	N/A	N/A	N/A	1,427	N/A
23	R12-30F1.12	Hydrants, Valves, and Manholes-Rep	N/A	N/A	N/A	N/A	N/A	251	N/A
24	R12-30G2.12	Services and Laterals - New	N/A	N/A	N/A	N/A	N/A	696	N/A
25	R12-30H2.12	Services and Laterals - Replaced	N/A	N/A	N/A	N/A	N/A	628	N/A
26	R12-30I2.12	Meters - New	N/A	N/A	N/A	N/A	N/A	789	N/A
27	T12-0102	Business Transformation	5/1/2009	3/1/2014	49%	11,085,857	11,085,857	3,032,762	27%
28	Unallocated	Undistributed Items	N/A	N/A	N/A	N/A	N/A	(72,879)	N/A
29	XP-12-2	XP-Merchandising & Jobbing	N/A	N/A	N/A	N/A	N/A	134	N/A
30									
31									
32									
33									
34									
35									
36									
37									
38									
39									
40									
41									
42									
43									
44									
45									
46									
47									
48									
49									
						19,310,662	15,669,773	7,652,983	

\* Project was cancelled in Dec 2011  
\*\* Project was suspended in Dec 2011

KENTUCKY AMERICAN WATER  
CASE NO: 2012-00520  
CONSTRUCTION WORK IN PROGRESS - PERCENT COMPLETE  
AS OF SEPTEMBER 2011

Schedule 3  
PSCDR1\_NUM13  
PAGE 6 OF 12

DATA: \_X\_PRE-BASE PERIOD \_\_\_ FORECASTED PERIOD  
TYPE OF FILING: \_X\_ORIGINAL \_\_\_ UPDATED \_\_\_ REVISED  
WORKPAPER REFERENCE NO(S):

Witness Responsible: Lance E. Williams

Line No.	Project Number	Description of Project	Date Construction Begin	Estimated Completion Date	% of Elapsed Time	Original Budget Estimate	Current Budget Estimate	Total Project Expenditures	% of Total Expenditures to Budget Est.
1	D12-0201	Projects Funded by Others	N/A	N/A	N/A	N/A	N/A	303,441	N/A
2	D12-3003	Projects Funded by Others	N/A	N/A	N/A	N/A	N/A	9,929	N/A
3	I12-020009	US 25 Relocation - Item 7-122.50	9/1/2010	09/15/12	54%	3,200,000	2,810,647	1,354,169	48%
4	I12-020010	Leestown Road - Item 7-223.00	10/1/2010	05/1/13	39%	1,500,000	1,773,269	334,689	19%
5	I12-020030	Carrick Rd Main Extension *	5/1/2008	N/A	N/A	2,700,001	N/A	132,336	N/A
6	I12-300001	Owenton-Post Acquisition Phase 2 **	4/1/2008	N/A	N/A	824,804	N/A	85,075	N/A
7	R12-02B1.12	Mains - Replaced / Restored	N/A	N/A	N/A	N/A	N/A	364,768	N/A
8	R12-02D1.12	Mains - Relocated	N/A	N/A	N/A	N/A	N/A	269,009	N/A
9	R12-02E1.12	Hydrants, Valves, and Manholes-New	N/A	N/A	N/A	N/A	N/A	21,065	N/A
10	R12-02F1.12	Hydrants, Valves, and Manholes-Rep	N/A	N/A	N/A	N/A	N/A	133,770	N/A
11	R12-02I1.12	Meters - New	N/A	N/A	N/A	N/A	N/A	1,091	N/A
12	R12-02K1.12	ITS Equipment and Systems	N/A	N/A	N/A	N/A	N/A	87,839	N/A
13	R12-02L1.12	SCADA Equipment and Systems	N/A	N/A	N/A	N/A	N/A	273,876	N/A
14	R12-02N1.12	Offices and Operations Centers	N/A	N/A	N/A	N/A	N/A	112,029	N/A
15	R12-02O1.12	Vehicles	N/A	N/A	N/A	N/A	N/A	114,955	N/A
16	R12-02P1.12	Tools and Equipment	N/A	N/A	N/A	N/A	N/A	7,525	N/A
17	R12-02Q1.12	Process Plant - Facilities and Equi	N/A	N/A	N/A	N/A	N/A	270,122	N/A
18	R12-02S1.12	Engineering Studies	N/A	N/A	N/A	N/A	N/A	291,209	N/A
19	R12-30A1.12	Mains - New	N/A	N/A	N/A	N/A	N/A	1,432	N/A
20	R12-30C1.12	Mains - Unscheduled	N/A	N/A	N/A	N/A	N/A	1,022	N/A
21	R12-30F1.12	Hydrants, Valves, and Manholes-Rep	N/A	N/A	N/A	N/A	N/A	252	N/A
22	R12-30G2.12	Services and Laterals - New	N/A	N/A	N/A	N/A	N/A	670	N/A
23	R12-30H2.12	Services and Laterals - Replaced	N/A	N/A	N/A	N/A	N/A	315	N/A
24	R12-30I2.12	Meters - New	N/A	N/A	N/A	N/A	N/A	1,968	N/A
25	R12-30K1.12	ITS Equipment and Systems	N/A	N/A	N/A	N/A	N/A	3,660	N/A
26	R12-30Q1.12	Process Plant - Facilities and Equi	N/A	N/A	N/A	N/A	N/A	(3,133)	N/A
27	R12-33Q1.12	Process Plant - Facilities and Equi	N/A	N/A	N/A	N/A	N/A	68	N/A
28	T12-0102	Business Transformation	5/1/2009	3/1/2014	50%	11,085,857	11,085,857	3,513,278	32%
29									
30									
31									
32									
33									
34									
35									
36									
37									
38									
39									
40									
41									
42									
43									
44									
45									
46									
47									
48									
49									
						<u>19,310,662</u>	<u>15,669,773</u>	<u>7,686,429</u>	

\* Project was cancelled in Dec 2011  
\*\* Project was suspended in Dec 2011

KENTUCKY AMERICAN WATER  
CASE NO: 2012-00520  
CONSTRUCTION WORK IN PROGRESS - PERCENT COMPLETE  
AS OF OCTOBER 2011

Schedule 3  
PSCDR1\_NUM13  
PAGE 7 OF 12  
Lance E. Williams

DATA: \_X\_PRE-BASE PERIOD \_\_\_FORECASTED PERIOD  
TYPE OF FILING: \_X\_ORIGINAL \_\_\_UPDATED \_\_\_REVISED  
WORKPAPER REFERENCE NO(S):

Witness Responsible:

Line No.	Project Number	Description of Project	Date Construction Begin	Estimated Completion Date	% of Elapsed Time	Original Budget Estimate	Current Budget Estimate	Total Project Expenditures	% of Total Expenditures to Budget Est.
1	D12-0201	Projects Funded by Others	N/A	N/A	N/A	N/A	N/A	598,888	N/A
2	D12-3003	Projects Funded by Others	N/A	N/A	N/A	N/A	N/A	20,404	N/A
3	I12-020009	US 25 Relocation - Item 7-122.50	9/1/2010	09/15/12	58%	3,200,000	2,810,647	1,460,613	52%
4	I12-020010	Leestown Road - Item 7-223.00	10/1/2010	05/1/13	43%	1,500,000	1,773,269	384,050	22%
5	I12-020027	Russell Cave Rd Sys Improvements	10/17/2011	N/A	N/A	749,989	486,004	13,901	N/A
6	I12-020030	Carrick Rd Main Extension *	5/1/2008	N/A	N/A	2,700,001	N/A	132,893	N/A
7	I12-300001	Owenton-Post Acquisition Phase 2 **	4/1/2008	N/A	N/A	824,804	N/A	85,426	N/A
8	I12-300002	Northern Division Connection	10/1/2011	2/1/2014	4%	14,104,868	14,104,868	60,353	0%
9	R12-02B1.12	Mains - Replaced / Restored	N/A	N/A	N/A	N/A	N/A	475,428	N/A
10	R12-02C1.12	Mains - Unscheduled	N/A	N/A	N/A	N/A	N/A	3,768	N/A
11	R12-02E1.12	Hydrants, Valves, and Manholes-New	N/A	N/A	N/A	N/A	N/A	35,928	N/A
12	R12-02F1.12	Hydrants, Valves, and Manholes-Rep	N/A	N/A	N/A	N/A	N/A	2,096	N/A
13	R12-02G1.12	Services and Laterals - New	N/A	N/A	N/A	N/A	N/A	9,978	N/A
14	R12-02H1.12	Services and Laterals - Replaced	N/A	N/A	N/A	N/A	N/A	49,436	N/A
15	R12-02I1.12	Meters - New	N/A	N/A	N/A	N/A	N/A	69,781	N/A
16	R12-02J1.12	Meters - Replaced	N/A	N/A	N/A	N/A	N/A	83,784	N/A
17	R12-02K1.12	ITS Equipment and Systems	N/A	N/A	N/A	N/A	N/A	80,718	N/A
18	R12-02L1.12	SCADA Equipment and Systems	N/A	N/A	N/A	N/A	N/A	76,152	N/A
19	R12-02N1.12	Offices and Operations Centers	N/A	N/A	N/A	N/A	N/A	54,931	N/A
20	R12-02O1.12	Vehicles	N/A	N/A	N/A	N/A	N/A	39,220	N/A
21	R12-02P1.12	Tools and Equipment	N/A	N/A	N/A	N/A	N/A	88,323	N/A
22	R12-02Q1.12	Process Plant - Facilities and Equi	N/A	N/A	N/A	N/A	N/A	334,052	N/A
23	R12-02S1.12	Engineering Studies	N/A	N/A	N/A	N/A	N/A	440,565	N/A
24	R12-30A1.12	Mains - New	N/A	N/A	N/A	N/A	N/A	1,438	N/A
25	R12-30C1.12	Mains - Unscheduled	N/A	N/A	N/A	N/A	N/A	736	N/A
26	R12-30F1.12	Hydrants, Valves, and Manholes-Rep	N/A	N/A	N/A	N/A	N/A	1,675	N/A
27	R12-30G2.12	Services and Laterals - New	N/A	N/A	N/A	N/A	N/A	1,460	N/A
28	R12-30H2.12	Services and Laterals - Replaced	N/A	N/A	N/A	N/A	N/A	316	N/A
29	R12-30I2.12	Meters - New	N/A	N/A	N/A	N/A	N/A	2,412	N/A
30	R12-30K1.12	ITS Equipment and Systems	N/A	N/A	N/A	N/A	N/A	3,144	N/A
31	T12-0102	Business Transformation	5/1/2009	3/1/2014	52%	11,085,857	11,085,857	3,882,227	35%
32	T12-0103	Business Transformation - Other	5/1/2009	10/1/2013	57%	231,589	763,739	72,660	10%
33									
34									
35									
36									
37									
38									
39									
40									
41									
42									
43									
44									
45									
46									
47									
48									
49									
						34,397,108	31,024,384	8,566,754	

\* Project was cancelled in Dec 2011  
\*\* Project was suspended in Dec 2011



KENTUCKY AMERICAN WATER  
CASE NO: 2012-00520  
CONSTRUCTION WORK IN PROGRESS - PERCENT COMPLETE  
AS OF NOVEMBER 2011

Schedule 3  
PSCDR1\_NUM13  
PAGE 8 OF 12

DATA: \_X\_PRE-BASE PERIOD \_\_\_ FORECASTED PERIOD  
TYPE OF FILING: \_X\_ORIGINAL \_\_\_ UPDATED \_\_\_ REVISED  
WORKPAPER REFERENCE NO(S):

Witness Responsible: Lance E. Williams

Line No.	Project Number	Description of Project	Date Construction Begin	Estimated Completion Date	% of Elapsed Time	Original Budget Estimate	Current Budget Estimate	Total Project Expenditures	% of Total Expenditures to Budget Est.	
1	D12-0201	Projects Funded by Others	N/A	N/A	N/A	N/A	N/A	161,391	N/A	
2	I12-020009	US 25 Relocation - Item 7-122.50	9/1/2010	09/15/12	62%	3,200,000	2,810,647	1,684,678	60%	
3	I12-020010	Leestown Road - Item 7-223.00	10/1/2010	05/1/13	46%	1,500,000	1,773,269	640,380	36%	
4	I12-020027	Russell Cave Rd Sys Improvements	10/17/2011	N/A	N/A	749,989	486,004	68,900	N/A	
5	I12-020030	Carrick Rd Main Extension *	5/1/2008	N/A	N/A	2,700,001	N/A	127,125	N/A	
6	I12-300001	Owenton-Post Acquisition Phase 2 **	4/1/2008	N/A	N/A	824,804	N/A	84,683	N/A	
7	I12-300002	Northern Division Connection	10/1/2011	2/1/2014	8%	14,104,868	14,104,868	152,464	1%	
8	R12-02A1.12	Mains - New	N/A	N/A	N/A	N/A	N/A	131,567	N/A	
9	R12-02B1.12	Mains - Replaced / Restored	N/A	N/A	N/A	N/A	N/A	523,156	N/A	
10	R12-02C1.12	Mains - Unscheduled	N/A	N/A	N/A	N/A	N/A	337	N/A	
11	R12-02E1.12	Hydrants, Valves, and Manholes-New	N/A	N/A	N/A	N/A	N/A	35,778	N/A	
12	R12-02F1.12	Hydrants, Valves, and Manholes-Rep	N/A	N/A	N/A	N/A	N/A	9,614	N/A	
13	R12-02G1.12	Services and Laterals - New	N/A	N/A	N/A	N/A	N/A	49,842	N/A	
14	R12-02H1.12	Services and Laterals - Replaced	N/A	N/A	N/A	N/A	N/A	111,219	N/A	
15	R12-02I1.12	Meters - New	N/A	N/A	N/A	N/A	N/A	64,831	N/A	
16	R12-02J1.12	Meters - Replaced	N/A	N/A	N/A	N/A	N/A	574,799	N/A	
17	R12-02K1.12	ITS Equipment and Systems	N/A	N/A	N/A	N/A	N/A	38,701	N/A	
18	R12-02L1.12	SCADA Equipment and Systems	N/A	N/A	N/A	N/A	N/A	67,797	N/A	
19	R12-02N1.12	Offices and Operations Centers	N/A	N/A	N/A	N/A	N/A	56,520	N/A	
20	R12-02P1.12	Tools and Equipment	N/A	N/A	N/A	N/A	N/A	87,518	N/A	
21	R12-02Q1.12	Process Plant - Facilities and Equi	N/A	N/A	N/A	N/A	N/A	541,711	N/A	
22	R12-02S1.12	Engineering Studies	N/A	N/A	N/A	N/A	N/A	512,491	N/A	
23	R12-30A1.12	Mains - New	N/A	N/A	N/A	N/A	N/A	1,426	N/A	
24	R12-30F1.12	Hydrants, Valves, and Manholes-Rep	N/A	N/A	N/A	N/A	N/A	1,659	N/A	
25	R12-30H2.12	Services and Laterals - Replaced	N/A	N/A	N/A	N/A	N/A	313	N/A	
26	R12-30I2.12	Meters - New	N/A	N/A	N/A	N/A	N/A	1,754	N/A	
27	R12-30J2.12	Meters - Replaced	N/A	N/A	N/A	N/A	N/A	211	N/A	
28	R12-30K1.12	ITS Equipment and Systems	N/A	N/A	N/A	N/A	N/A	(10,638)	N/A	
29	R12-30P1.12	Tools and Equipment	N/A	N/A	N/A	N/A	N/A	1,237	N/A	
30	R12-30Q1.12	Process Plant - Facilities and Equi	N/A	N/A	N/A	N/A	N/A	3,118	N/A	
31	T12-0102	Business Transformation	5/1/2009	3/1/2014	54%	11,085,857	11,085,857	4,218,661	38%	
32	T12-0103	Business Transformation - Other	5/1/2009	10/1/2013	59%	231,589	763,739	122,387	16%	
33										
34										
35										
36										
37										
38										
39										
40										
41										
42										
43										
44										
45										
46										
47										
48										
49										
						34,397,108	31,024,384	10,065,631		

\* Project was cancelled in Dec 2011  
\*\* Project was suspended in Dec 2011

KENTUCKY AMERICAN WATER  
CASE NO: 2012-00520  
CONSTRUCTION WORK IN PROGRESS - PERCENT COMPLETE  
AS OF DECEMBER 2011

Schedule 3  
PSCDR1\_NUM13  
PAGE 9 OF 12

DATA: \_X\_PRE-BASE PERIOD \_\_\_FORECASTED PERIOD  
TYPE OF FILING: \_X\_ORIGINAL \_\_\_UPDATED \_\_\_REVISED  
WORKPAPER REFERENCE NO(S):

Witness Responsible: Lance E. Williams

Line No.	Project Number	Description of Project	Date Construction Begin	Estimated Completion Date	% of Elapsed Time	Original Budget Estimate	Current Budget Estimate	Total Project Expenditures	% of Total Expenditures to Budget Est.
1	D12-0201	Projects Funded by Others	N/A	N/A	N/A	N/A	N/A	92,697	N/A
2	I12-020009	US 25 Relocation - Item 7-122.50	9/1/2010	09/15/12	66%	3,200,000	2,810,647	1,630,480	58%
3	I12-020010	Leestown Road - Item 7-223.00	10/1/2010	05/1/13	49%	1,500,000	1,773,269	909,612	51%
4	I12-020027	Russell Cave Rd Sys Improvements	10/17/2011	N/A	N/A	749,989	486,004	447,814	N/A
5	I12-300002	Northern Division Connection	10/1/2011	2/1/2014	11%	14,104,868	14,104,868	344,375	2%
6	R12-02B1.12	Mains - Replaced / Restored	N/A	N/A	N/A	N/A	N/A	611,351	N/A
7	R12-02C1.12	Mains - Unscheduled	N/A	N/A	N/A	N/A	N/A	1,755	N/A
8	R12-02E1.12	Hydrants, Valves, and Manholes-New	N/A	N/A	N/A	N/A	N/A	15,915	N/A
9	R12-02F1.12	Hydrants, Valves, and Manholes-Rep	N/A	N/A	N/A	N/A	N/A	2,133	N/A
10	R12-02G1.12	Services and Laterals - New	N/A	N/A	N/A	N/A	N/A	107,099	N/A
11	R12-02H1.12	Services and Laterals - Replaced	N/A	N/A	N/A	N/A	N/A	40,423	N/A
12	R12-02I1.12	Meters - New	N/A	N/A	N/A	N/A	N/A	60,227	N/A
13	R12-02J1.12	Meters - Replaced	N/A	N/A	N/A	N/A	N/A	260,350	N/A
14	R12-02O1.12	Vehicles	N/A	N/A	N/A	N/A	N/A	66,108	N/A
15	R12-02P1.12	Tools and Equipment	N/A	N/A	N/A	N/A	N/A	55,402	N/A
16	R12-02Q1.12	Process Plant - Facilities and Equi	N/A	N/A	N/A	N/A	N/A	2,583	N/A
17	R12-02S1.12	Engineering Studies	N/A	N/A	N/A	N/A	N/A	704,008	N/A
18	R12-30A1.12	Mains - New	N/A	N/A	N/A	N/A	N/A	1,409	N/A
19	R12-30B1.12	Mains - Replaced / Restored	N/A	N/A	N/A	N/A	N/A	12,943	N/A
20	R12-30C1.12	Mains - Unscheduled	N/A	N/A	N/A	N/A	N/A	5,787	N/A
21	R12-30E1.12	Hydrants, Valves, and Manholes-New	N/A	N/A	N/A	N/A	N/A	575	N/A
22	R12-30G2.12	Services and Laterals - New	N/A	N/A	N/A	N/A	N/A	(149)	N/A
23	R12-30H2.12	Services and Laterals - Replaced	N/A	N/A	N/A	N/A	N/A	(9)	N/A
24	R12-30I2.12	Meters - New	N/A	N/A	N/A	N/A	N/A	(60)	N/A
25	R12-30Q1.12	Process Plant - Facilities and Equi	N/A	N/A	N/A	N/A	N/A	7,613	N/A
26	R12-33Q1.12	Process Plant - Facilities and Equi	N/A	N/A	N/A	N/A	N/A	233	N/A
27	T12-0102	Business Transformation	5/1/2009	3/1/2014	56%	11,085,857	11,085,857	4,496,668	41%
28	T12-0103	Business Transformation - Other	5/1/2009	10/1/2013	61%	231,589	763,739	300,972	39%
29	Unallocated	Undistributed Items	N/A	N/A	N/A	N/A	N/A	(2,081)	N/A
30									
31									
32									
33									
34									
35									
36									
37									
38									
39									
40									
41									
42									
43									
44									
45									
46									
47									
48									
49									
						<b>30,872,303</b>	<b>31,024,384</b>	<b>10,176,232</b>	

KENTUCKY AMERICAN WATER  
CASE NO: 2012-00520  
CONSTRUCTION WORK IN PROGRESS - PERCENT COMPLETE  
AS OF JANUARY 2012

Schedule 3  
PSCDR1\_NUM13  
PAGE 10 OF 12  
Lance E. Williams

DATA: \_X\_ PRE-BASE PERIOD \_\_\_ FORECASTED PERIOD  
TYPE OF FILING: \_X\_ ORIGINAL \_\_\_ UPDATED \_\_\_ REVISED  
WORKPAPER REFERENCE NO(S):

Witness Responsible:

Line No.	Project Number	Description of Project	Date Construction Begin	Estimated Completion Date	% of Elapsed Time	Original Budget Estimate	Current Budget Estimate	Total Project Expenditures	% of Total Expenditures to Budget Est.
1	D12-0201	Projects Funded by Others	N/A	N/A	N/A	N/A	N/A	109,934	N/A
2	I12-020009	US 25 Relocation - Item 7-122.50	9/1/2010	09/15/12	70%	3,200,000	2,810,647	1,649,919	59%
3	I12-020010	Leestown Road - Item 7-223.00	10/1/2010	05/1/13	52%	1,500,000	1,773,269	920,411	52%
4	I12-020027	Russell Cave Rd Sys Improvements	10/17/2011	N/A	N/A	749,989	486,004	453,465	N/A
5	I12-300002	Northern Division Connection	10/1/2011	2/1/2014	15%	14,104,868	14,104,868	367,507	3%
6	R12-02B1.12	Mains - Replaced / Restored	N/A	N/A	N/A	N/A	N/A	598,300	N/A
7	R12-02E1.12	Hydrants, Valves, and Manholes-New	N/A	N/A	N/A	N/A	N/A	12,493	N/A
8	R12-02G1.12	Services and Laterals - New	N/A	N/A	N/A	N/A	N/A	120,136	N/A
9	R12-02H1.12	Services and Laterals - Replaced	N/A	N/A	N/A	N/A	N/A	23,727	N/A
10	R12-02I1.12	Meters - New	N/A	N/A	N/A	N/A	N/A	55,900	N/A
11	R12-02J1.12	Meters - Replaced	N/A	N/A	N/A	N/A	N/A	186,636	N/A
12	R12-02K1.12	ITS Equipment and Systems	N/A	N/A	N/A	N/A	N/A	632	N/A
13	R12-02L1.12	SCADA Equipment and Systems	N/A	N/A	N/A	N/A	N/A	1,930	N/A
14	R12-02O1.12	Vehicles	N/A	N/A	N/A	N/A	N/A	129,272	N/A
15	R12-02P1.12	Tools and Equipment	N/A	N/A	N/A	N/A	N/A	67,553	N/A
16	R12-02S1.12	Engineering Studies	N/A	N/A	N/A	N/A	N/A	712,889	N/A
17	R12-30A1.12	Mains - New	N/A	N/A	N/A	N/A	N/A	1,426	N/A
18	R12-30B1.12	Mains - Replaced / Restored	N/A	N/A	N/A	N/A	N/A	1	N/A
19	R12-30E1.12	Hydrants, Valves, and Manholes-New	N/A	N/A	N/A	N/A	N/A	790	N/A
20	R12-33S1.12	Engineering Studies	N/A	N/A	N/A	N/A	N/A	16,010	N/A
21	T12-0102	Business Transformation	5/1/2009	3/1/2014	57%	11,085,857	11,085,857	5,146,010	46%
22	T12-0103	Business Transformation - Other	5/1/2009	10/1/2013	63%	231,589	763,739	369,586	48%
23									
24									
25									
26									
27									
28									
29									
30									
31									
32									
33									
34									
35									
36									
37									
38									
39									
40									
41									
42									
43									
44									
45									
46									
47									
48									
49									
						<b>30,872,303</b>	<b>31,024,384</b>	<b>10,944,525</b>	

KENTUCKY AMERICAN WATER  
CASE NO: 2012-00520  
CONSTRUCTION WORK IN PROGRESS - PERCENT COMPLETE  
AS OF FEBRUARY 2012

Schedule 3  
PSCDR1\_NUM13  
PAGE 11 OF 12  
Lance E. Williams

DATA: \_X\_PRE-BASE PERIOD \_\_\_ FORECASTED PERIOD  
TYPE OF FILING: \_X\_ORIGINAL \_\_\_ UPDATED \_\_\_ REVISED  
WORKPAPER REFERENCE NO(S):

Witness Responsible:

Line No.	Project Number	Description of Project	Date Construction Begin	Estimated Completion Date	% of Elapsed Time	Original Budget Estimate	Current Budget Estimate	Total Project Expenditures	% of Total Expenditures to Budget Est.
1	D12-0201	Projects Funded by Others	N/A	N/A	N/A	N/A	N/A	138,205	N/A
2	I12-020009	US 25 Relocation - Item 7-122.50	9/1/2010	09/15/12	74%	3,200,000	2,810,647	1,672,214	59%
3	I12-020010	Leestown Road - Item 7-223.00	10/1/2010	05/1/13	55%	1,500,000	1,773,269	923,525	52%
4	I12-020027	Russell Cave Rd Sys Improvements	10/17/2011	N/A	N/A	749,989	486,004	457,664	N/A
5	I12-300002	Northern Division Connection	10/1/2011	2/1/2014	19%	14,104,868	14,104,868	398,266	3%
6	R12-02B1.12	Mains - Replaced / Restored	N/A	N/A	N/A	N/A	N/A	558,254	N/A
7	R12-02E1.12	Hydrants, Valves, and Manholes-New	N/A	N/A	N/A	N/A	N/A	17,045	N/A
8	R12-02F1.12	Hydrants, Valves, and Manholes-Rep	N/A	N/A	N/A	N/A	N/A	59	N/A
9	R12-02G1.12	Services and Laterals - New	N/A	N/A	N/A	N/A	N/A	65	N/A
10	R12-02H1.12	Services and Laterals - Replaced	N/A	N/A	N/A	N/A	N/A	12,591	N/A
11	R12-02I1.12	Meters - New	N/A	N/A	N/A	N/A	N/A	(62)	N/A
12	R12-02J1.12	Meters - Replaced	N/A	N/A	N/A	N/A	N/A	7,307	N/A
13	R12-02K1.12	ITS Equipment and Systems	N/A	N/A	N/A	N/A	N/A	85,518	N/A
14	R12-02L1.12	SCADA Equipment and Systems	N/A	N/A	N/A	N/A	N/A	1,937	N/A
15	R12-02N1.12	Offices and Operations Centers	N/A	N/A	N/A	N/A	N/A	3,879	N/A
16	R12-02O1.12	Vehicles	N/A	N/A	N/A	N/A	N/A	67,493	N/A
17	R12-02P1.12	Tools and Equipment	N/A	N/A	N/A	N/A	N/A	15,564	N/A
18	R12-02Q1.12	Process Plant - Facilities and Equi	N/A	N/A	N/A	N/A	N/A	44,383	N/A
19	R12-02S1.12	Engineering Studies	N/A	N/A	N/A	N/A	N/A	720,509	N/A
20	R12-30A1.12	Mains - New	N/A	N/A	N/A	N/A	N/A	1,431	N/A
21	R12-30B1.12	Mains - Replaced / Restored	N/A	N/A	N/A	N/A	N/A	1	N/A
22	R12-30G2.12	Services and Laterals - New	N/A	N/A	N/A	N/A	N/A	194	N/A
23	R12-30H2.12	Services and Laterals - Replaced	N/A	N/A	N/A	N/A	N/A	3,474	N/A
24	R12-30I2.12	Meters - New	N/A	N/A	N/A	N/A	N/A	49	N/A
25	R12-30J2.12	Meters - Replaced	N/A	N/A	N/A	N/A	N/A	566	N/A
26	R12-30K1.12	ITS Equipment and Systems	N/A	N/A	N/A	N/A	N/A	8,541	N/A
27	R12-33S1.12	Engineering Studies	N/A	N/A	N/A	N/A	N/A	16,171	N/A
28	T12-0102	Business Transformation	5/1/2009	3/1/2014	59%	11,085,857	11,085,857	5,513,086	50%
29	T12-0103	Business Transformation - Other	5/1/2009	10/1/2013	64%	231,589	763,739	440,562	58%
30	XP-12-2	XP-Merchandising & Jobbing	N/A	N/A	N/A	N/A	N/A	8	N/A
31									
32									
33									
34									
35									
36									
37									
38									
39									
40									
41									
42									
43									
44									
45									
46									
47									
48									
49									
						<b>30,872,303</b>	<b>31,024,384</b>	<b>11,108,499</b>	

KENTUCKY AMERICAN WATER  
CASE NO: 2012-00520  
CONSTRUCTION WORK IN PROGRESS - PERCENT COMPLETE  
AS OF MARCH 2012

Schedule 3  
PSCDR1\_NUM13  
PAGE 12 OF 12  
Lance E. Williams

DATA: \_X\_PRE-BASE PERIOD \_\_\_FORECASTED PERIOD  
TYPE OF FILING: \_X\_ORIGINAL \_\_\_UPDATED \_\_\_REVISED  
WORKPAPER REFERENCE NO(S):

Witness Responsible:

Line No.	Project Number	Description of Project	Date Construction Begin	Estimated Completion Date	% of Elapsed Time	Original Budget Estimate	Current Budget Estimate	Total Project Expenditures	% of Total Expenditures to Budget Est.
1	D12-0201	Projects Funded by Others	N/A	N/A	N/A	N/A	N/A	178,046	N/A
2	I12-020009	US 25 Relocation - Item 7-122.50	9/1/2010	09/15/12	78%	3,200,000	2,810,647	1,799,316	64%
3	I12-020010	Leestown Road - Item 7-223.00	10/1/2010	05/1/13	59%	1,500,000	1,773,269	926,175	52%
4	I12-020027	Russell Cave Rd Sys Improvements	10/17/2011	N/A	N/A	749,989	486,004	459,042	N/A
5	I12-300002	Northern Division Connection	10/1/2011	2/1/2014	22%	14,104,868	14,104,868	477,207	3%
6	R12-02B1.12	Mains - Replaced / Restored	N/A	N/A	N/A	N/A	N/A	467,343	N/A
7	R12-02C1.12	Mains - Unscheduled	N/A	N/A	N/A	N/A	N/A	5,578	N/A
8	R12-02E1.12	Hydrants, Valves, and Manholes-New	N/A	N/A	N/A	N/A	N/A	7,660	N/A
9	R12-02F1.12	Hydrants, Valves, and Manholes-Rep	N/A	N/A	N/A	N/A	N/A	6,918	N/A
10	R12-02G1.12	Services and Laterals - New	N/A	N/A	N/A	N/A	N/A	92,976	N/A
11	R12-02H1.12	Services and Laterals - Replaced	N/A	N/A	N/A	N/A	N/A	13,913	N/A
12	R12-02J1.12	Meters - Replaced	N/A	N/A	N/A	N/A	N/A	89,275	N/A
13	R12-02K1.12	ITS Equipment and Systems	N/A	N/A	N/A	N/A	N/A	143,181	N/A
14	R12-02L1.12	SCADA Equipment and Systems	N/A	N/A	N/A	N/A	N/A	1,943	N/A
15	R12-02N1.12	Offices and Operations Centers	N/A	N/A	N/A	N/A	N/A	7,566	N/A
16	R12-02O1.12	Vehicles	N/A	N/A	N/A	N/A	N/A	77,297	N/A
17	R12-02P1.12	Tools and Equipment	N/A	N/A	N/A	N/A	N/A	2,578	N/A
18	R12-02Q1.12	Process Plant - Facilities and Equi	N/A	N/A	N/A	N/A	N/A	45,146	N/A
19	R12-02S1.12	Engineering Studies	N/A	N/A	N/A	N/A	N/A	664,905	N/A
20	R12-30A1.12	Mains - New	N/A	N/A	N/A	N/A	N/A	7,351	N/A
21	R12-30B1.12	Mains - Replaced / Restored	N/A	N/A	N/A	N/A	N/A	12,098	N/A
22	R12-30C1.12	Mains - Unscheduled	N/A	N/A	N/A	N/A	N/A	908	N/A
23	R12-30H2.12	Services and Laterals - Replaced	N/A	N/A	N/A	N/A	N/A	1,518	N/A
24	R12-30K1.12	ITS Equipment and Systems	N/A	N/A	N/A	N/A	N/A	8,567	N/A
25	R12-33S1.12	Engineering Studies	N/A	N/A	N/A	N/A	N/A	20,298	N/A
26	T12-0102	Business Transformation	5/1/2009	3/1/2014	61%	11,085,857	11,085,857	5,862,487	53%
27	T12-0103	Business Transformation - Other	5/1/2009	10/1/2013	66%	231,589	763,739	510,036	67%
28									
29									
30									
31									
32									
33									
34									
35									
36									
37									
38									
39									
40									
41									
42									
43									
44									
45									
46									
47									
48									
49									
						30,872,303	31,024,384	11,889,329	

KENTUCKY-AMERICAN WATER COMPANY  
Case No. 2012-00520  
CONSTRUCTION WORK IN PROGRESS - PERCENT COMPLETE  
AS OF MARCH 31, 2013

EXHIBIT 37, SCHEDULE B-4.1  
Exhibits) Rate Base\K\_R812 - revised.xls\Sch B-4  
PAGE 1 OF 2  
Witness Responsible L. Birdwell

DATA: X BASE PERIOD - FORECASTED PERIOD  
TYPE OF FILING: X ORIGINAL \_\_\_ UPDATED \_\_\_ REVISED  
WORKPAPER REFERENCE NO(S): W/P-1-3

Line No.	Project Number	Date Construction Begin	Estimated Completion Date	% of Elapsed Time	Original Budget Estimate	Current Budget Estimate	Total Project Expenditures	% of Total Expenditures to Budget Est.
1								
2	D12-01-P	NA	NA	NA	NA	NA	283,636	NA
3	R12-01-A1	NA	NA	NA	NA	NA	-	NA
4	R12-01-B1	NA	NA	NA	NA	NA	103,636	NA
5	R12-01-C1	NA	NA	NA	NA	NA	-	NA
6	R12-01-D1	NA	NA	NA	NA	NA	-	NA
7	R12-01-E1	NA	NA	NA	NA	NA	-	NA
8	R12-01-F1	NA	NA	NA	NA	NA	-	NA
9	R12-01-G1	NA	NA	NA	NA	NA	-	NA
10	R12-01-H1	NA	NA	NA	NA	NA	-	NA
11	R12-01-I1	NA	NA	NA	NA	NA	-	NA
12	R12-01-J1	NA	NA	NA	NA	NA	-	NA
13	R12-01-K1	NA	NA	NA	NA	NA	-	NA
14	R12-01-L1	NA	NA	NA	NA	NA	-	NA
15	R12-01-M1	NA	NA	NA	NA	NA	924,274	NA
16	R12-01-N1	NA	NA	NA	NA	NA	-	NA
17	R12-01-O1	NA	NA	NA	NA	NA	-	NA
18	R12-01-P1	NA	NA	NA	NA	NA	-	NA
19	R12-01-Q1	NA	NA	NA	NA	NA	41,495	NA
20	R12-01-S1	NA	NA	NA	NA	NA	58,144	NA
21	T12-002-P	Jan-10	May-13	97.45%	12,771,812	11,085,857	5,740,156	51.78%
22	T12-003-P	Jan-11	Aug-12	141.87%	238,147	763,739	(57,447)	-7.52%
23	I12-020001	Aug-06	Sep-10	161.09%	140,875,523	164,113,992	-	0.00%
24	I12-020027	Nov-11	Jul-12	200.78%	749,998	486,004	-	0.00%
25	I12-020029	Feb-10	Jul-12	126.81%	3,200,000	2,810,647	-	0.00%
26	I12-020010	Oct-10	Apr-13	98.38%	1,500,000	1,773,269	1,624,926	91.63%
27	I12-020025	Jul-12	Apr-13	94.79%	775,000	2,418,253	2,047,430	84.67%
28	I12-300003	Jan-11	Dec-13	75.09%	7,000,000	14,104,868	4,808,873	34.09%
29	IP-1202-9	Jan-14	Nov-14	0.00%	2,400,000	2,400,000	-	0.00%
30	IP-1202-10	Jan-14	Nov-14	0.00%	4,308,818	3,000,000	-	0.00%
31	IP-1202-11	Jan-14	Nov-14	0.00%	2,000,000	2,000,000	-	0.00%
32	IP-1202-13	Jan-14	Oct-14	0.00%	1,300,000	1,300,000	-	0.00%
33	IP-1202-16	Jan-14	Dec-14	0.00%	1,500,282	1,500,282	-	0.00%
34	IP-1202-20	Jan-14	Sep-14	0.00%	3,000,000	1,000,000	-	0.00%
35	IP-1202-23	Jan-14	Sep-14	0.00%	500,000	500,000	-	0.00%
36	IP-1202-27	Feb-14	Jul-14	0.00%	250,000	250,000	-	0.00%
37	IP-1202-39	Apr-14	Sep-14	0.00%	457,866	457,866	-	0.00%
38								
39								
40								
41								
42								
43								
44								
45								
46								
47								
48								
49								
50								
					\$182,827,446	\$209,964,777	15,575,022	

Note: Investment Projects DV - S represent normal on-going construction expenditures and are comprised of numerous construction jobs. The cost of these projects can range from approximately \$1,000 to \$95,000. The construction period may be as little as one week or as long as two months.

KENTUCKY-AMERICAN WATER COMPANY  
Case No. 2012.00520  
CONSTRUCTION WORK IN PROGRESS - PERCENT COMPLETE  
FROM AUGUST 2013 TO JULY 2014

EXHIBIT 37, SCHEDULE B-1  
Exhibits) Rate Base\K\_RB12 - revised.xls\Sch B-4  
PAGE 2 OF 2  
Witness Responsible L. Birdwell

DATA: \_\_ BASE PERIOD \_\_X\_\_ FORECASTED PERIOD  
TYPE OF FILING: \_\_X\_\_ ORIGINAL \_\_ \_\_UPDATED \_\_ \_\_REVISED  
WORKPAPER REFERENCE NO(S): WP-1-13

Line No.	Project Number	Date Construction Begin	Estimated Completion Date	% of Elapsed Time	Original Budget Estimate	Current Budget Estimate	Total Project Expenditures	% of Total Expenditures to Budget Est.
1								
2	D12-**01-P	NA	NA	NA	NA	NA	\$385,661	NA
3	R12-**A1	NA	NA	NA	NA	NA	\$46,946	NA
4	R12-**B1	NA	NA	NA	NA	NA	\$386,406	NA
5	R12-**C1	NA	NA	NA	NA	NA	\$0	NA
6	R12-**D1	NA	NA	NA	NA	NA	\$88,161	NA
7	R12-**E1	NA	NA	NA	NA	NA	\$0	NA
8	R12-**F1	NA	NA	NA	NA	NA	\$0	NA
9	R12-**G1	NA	NA	NA	NA	NA	\$0	NA
10	R12-**H1	NA	NA	NA	NA	NA	\$0	NA
11	R12-**I1	NA	NA	NA	NA	NA	\$0	NA
12	R12-**J1	NA	NA	NA	NA	NA	\$0	NA
13	R12-**K1	NA	NA	NA	NA	NA	\$0	NA
14	R12-**L1	NA	NA	NA	NA	NA	\$424,008	NA
15	R12-**M1	NA	NA	NA	NA	NA	\$0	NA
16	R12-**N1	NA	NA	NA	NA	NA	\$0	NA
17	R12-**O1	NA	NA	NA	NA	NA	\$0	NA
18	R12-**P1	NA	NA	NA	NA	NA	\$233,153	NA
19	R12-**Q1	NA	NA	NA	NA	NA	\$19,394	NA
20	R12-**S1	NA	NA	NA	NA	NA	\$204,440	1.86%
21	T12-002-P	Jan-10	May-13	137.50%	12,771,812	11,085,857		-7.96%
22	T12-003-P	Jan-11	Aug-12	226.12%	238,147	763,739		0.00%
23	I12-020001	Aug-06	Sep-10	193.32%	140,875,523	164,113,592		0.00%
24	I12-020027	Nov-11	Jul-12	390.27%	749,998	486,004		0.00%
25	I12-020009	Feb-10	Jul-12	180.33%	3,200,000	2,810,647		0.00%
26	I12-020010	Oct-10	Apr-13	150.92%	1,500,000	1,773,269		0.00%
27	I12-020025	Feb-10	Apr-13	263.89%	775,000	2,418,253		0.00%
28	IP-1202-9	Jan-11	Dec-13	119.69%	7,000,000	14,104,868	\$4,320,971	30.63%
29	IP-1202-10	Jan-11	Nov-14	66.35%	2,400,000	2,400,000	\$165,660	6.90%
30	IP-1202-11	Jan-14	Jun-15	39.81%	4,308,818	3,000,000	\$121,194	4.04%
31	IP-1202-13	Jan-14	Nov-14	66.85%	2,000,000	2,000,000	\$111,997	5.60%
32	IP-1202-16	Jan-14	Oct-14	73.52%	1,300,000	1,300,000	\$144,887	11.15%
33	IP-1202-16	Jan-14	Dec-14	60.63%	1,500,282	1,500,282	\$118,129	7.87%
34	IP-1202-20	Jan-14	Sep-14	60.63%	3,000,000	1,000,000	\$87,644	8.76%
35	IP-1202-23	Jan-14	Sep-14	82.10%	500,000	500,000	\$42,236	8.45%
36	IP-1202-27	Feb-14	Jul-14	100.56%	250,000	250,000	\$21,572	8.63%
37	IP-1202-39	Apr-14	Sep-14	68.36%	457,866	457,866	\$49,615	10.84%
38								
39								
40								
41								
42								
43								
44								
45								
46								
47								
48								
49								
50								
					\$18,287,446	\$209,964,777	\$6,851,286	

Note: Investment Projects DV - S represent normal on-going construction expenditures and are comprised of numerous construction jobs. The cost of these projects can range from approximately \$1,000 to \$95,000. The construction period may be as little as one week or as long as two months.

**KENTUCKY-AMERICAN WATER COMPANY**  
**CASE NO. 2012-00520**  
**COMMISSION STAFF'S FIRST REQUEST FOR INFORMATION**

---

**Witness:**     **Paul R. Herbert**

- 14.**    Provide a copy of all schedules presented in the cost-of-service study, electronically, in Microsoft Excel format, allowing for the review of and unrestricted access to the underlying formulas.

**Response:**

Please refer to the excel file that was filed electronically as  
KAW\_R\_PSCDR1\_NUM14\_attachment.xlsx.

For the electronic version, refer to KAW\_R\_PSCDR1\_NUM14\_012313.pdf.



**KENTUCKY-AMERICAN WATER COMPANY**  
**CASE NO. 2012-00520**  
**COMMISSION STAFF'S FIRST REQUEST FOR INFORMATION**

---

**Witness:**      **Melissa L. Schwarzell**

- 15.**    a.    Provide Kentucky-American's budgeted and actual regular wages, overtime wages, and total wages by employee group, by month, for the most recent two years available in the format provided as Schedule 4. Kentucky-American shall supplement its response as further information becomes available.
- b.    For each variance that exceeds 5 percent in a monthly period, state the reasons for the variance.

**Response:**

- a.      Please see the attached schedules.
- b.      Please see the attached schedules.

For the electronic version, refer to KAW\_R\_PSCDR1\_NUM01\_012313.pdf.

Kentucky American  
Case No. 2012-00520  
Monthly Payroll Variance Analysis  
As of November 2012

Type of Filing: \_\_\_X\_\_\_ Original \_\_\_ Updated \_\_\_ Revised \_\_\_  
Worksheet Reference No(s): N/A

Schedule 4

Witness Responsible: Melissa Schwarzell

Year	Month	Employee Group	Monthly Budget Amount			Monthly Actual Amount			Variance		
			Regular	Overtime	Total	Regular	Overtime	Total	Regular	Overtime	Total
2010	Sum of Dec	Admin	\$ 106,936	\$	\$ 106,936	\$ 76,365	\$	\$ 76,365	-28.6%	n/a	-28.6%
		Distribution	\$ 353,221	\$	\$ 353,221	\$ 316,829	\$ 39,317	\$ 356,146	-10.3%	n/a	0.8%
		Production	\$ 218,921	\$	\$ 218,921	\$ 198,796	\$ 22,174	\$ 220,971	-9.2%	n/a	0.9%
		<b>Sum</b>	<b>\$ 679,078</b>	<b>\$ -</b>	<b>\$ 679,078</b>	<b>\$ 591,990</b>	<b>\$ 61,491</b>	<b>\$ 653,481</b>	<b>-12.8%</b>	<b>n/a</b>	<b>-3.8%</b>
2011	Sum of Jan	Admin	\$ 77,429	\$ 20	\$ 77,449	\$ 85,937	\$	\$ 85,937	11.0%	-100.0%	11.0%
		Distribution	\$ 273,986	\$ 34,596	\$ 308,582	\$ 258,724	\$ 32,046	\$ 290,770	-5.6%	-7.4%	-5.8%
		Production	\$ 179,538	\$ 20,091	\$ 199,629	\$ 197,410	\$ 17,247	\$ 214,657	10.0%	-14.2%	7.5%
		<b>Sum</b>	<b>\$ 530,953</b>	<b>\$ 54,707</b>	<b>\$ 585,660</b>	<b>\$ 542,071</b>	<b>\$ 49,293</b>	<b>\$ 591,364</b>	<b>2.1%</b>	<b>-9.9%</b>	<b>1.0%</b>
2011	Sum of Feb	Admin	\$ 73,742	\$ 22	\$ 73,764	\$ 78,368	\$ 0	\$ 78,368	6.3%	-100.0%	6.2%
		Distribution	\$ 260,560	\$ 23,600	\$ 284,160	\$ 251,617	\$ 32,030	\$ 283,647	-3.4%	35.7%	-0.2%
		Production	\$ 170,989	\$ 14,910	\$ 185,899	\$ 168,469	\$ 11,178	\$ 179,647	-1.5%	-25.0%	-3.4%
		<b>Sum</b>	<b>\$ 505,291</b>	<b>\$ 38,532</b>	<b>\$ 543,823</b>	<b>\$ 498,455</b>	<b>\$ 43,207</b>	<b>\$ 541,662</b>	<b>-1.4%</b>	<b>12.1%</b>	<b>-0.4%</b>
2011	Sum of Mar	Admin	\$ 84,804	\$ 21	\$ 84,825	\$ 96,717	\$ 0	\$ 96,717	14.0%	-100.0%	14.0%
		Distribution	\$ 299,378	\$ 27,679	\$ 327,057	\$ 285,588	\$ 23,363	\$ 308,952	-4.6%	-15.6%	-5.5%
		Production	\$ 196,637	\$ 14,910	\$ 211,547	\$ 193,853	\$ 16,798	\$ 210,651	-1.4%	12.7%	-0.4%
		<b>Sum</b>	<b>\$ 580,819</b>	<b>\$ 42,610</b>	<b>\$ 623,429</b>	<b>\$ 576,158</b>	<b>\$ 40,161</b>	<b>\$ 616,319</b>	<b>-0.8%</b>	<b>-5.7%</b>	<b>-1.1%</b>
2011	Sum of Apr	Admin	\$ 77,429	\$ 17	\$ 77,446	\$ 79,375	\$	\$ 79,375	2.5%	-100.0%	2.5%
		Distribution	\$ 271,963	\$ 27,310	\$ 299,273	\$ 255,132	\$ 27,441	\$ 282,573	-6.2%	0.5%	-5.6%
		Production	\$ 179,538	\$ 20,091	\$ 199,629	\$ 182,655	\$ 14,489	\$ 197,144	1.7%	-27.9%	-1.2%
		<b>Sum</b>	<b>\$ 528,930</b>	<b>\$ 47,418</b>	<b>\$ 576,348</b>	<b>\$ 517,163</b>	<b>\$ 41,930</b>	<b>\$ 559,092</b>	<b>-2.2%</b>	<b>-11.6%</b>	<b>-3.0%</b>
2011	Sum of May	Admin	\$ 81,114	\$ 20	\$ 81,134	\$ 92,740	\$	\$ 92,740	14.3%	-100.0%	14.3%
		Distribution	\$ 284,914	\$ 31,724	\$ 316,638	\$ 276,333	\$ 24,939	\$ 301,271	-3.0%	-21.4%	-4.9%
		Production	\$ 188,087	\$ 20,091	\$ 208,178	\$ 192,968	\$ 18,653	\$ 211,622	2.6%	-7.2%	1.7%
		<b>Sum</b>	<b>\$ 554,115</b>	<b>\$ 51,835</b>	<b>\$ 605,950</b>	<b>\$ 562,041</b>	<b>\$ 43,592</b>	<b>\$ 605,633</b>	<b>1.4%</b>	<b>-15.9%</b>	<b>-0.1%</b>
2011	Sum of Jun	Admin	\$ 81,114	\$ 17	\$ 81,131	\$ 64,533	\$ 45	\$ 64,578	-20.4%	164.7%	-20.4%
		Distribution	\$ 284,914	\$ 33,175	\$ 318,089	\$ 259,236	\$ 43,212	\$ 302,448	-9.0%	30.3%	-4.9%
		Production	\$ 188,087	\$ 14,910	\$ 202,997	\$ 209,326	\$ 27,781	\$ 237,108	11.3%	86.3%	16.8%
		<b>Sum</b>	<b>\$ 554,115</b>	<b>\$ 48,102</b>	<b>\$ 602,217</b>	<b>\$ 533,095</b>	<b>\$ 71,038</b>	<b>\$ 604,133</b>	<b>-3.8%</b>	<b>47.7%</b>	<b>0.3%</b>
2011	Sum of Jul	Admin	\$ 86,262	\$ 19	\$ 86,281	\$ 84,919	\$ 15	\$ 84,934	-1.6%	-21.1%	-1.6%
		Distribution	\$ 271,963	\$ 35,326	\$ 307,289	\$ 260,822	\$ 25,769	\$ 286,592	-4.1%	-27.1%	-6.7%
		Production	\$ 179,538	\$ 20,091	\$ 199,629	\$ 188,673	\$ 28,579	\$ 217,252	5.1%	42.2%	8.8%
		<b>Sum</b>	<b>\$ 537,763</b>	<b>\$ 55,436</b>	<b>\$ 593,199</b>	<b>\$ 534,415</b>	<b>\$ 54,363</b>	<b>\$ 588,778</b>	<b>-0.6%</b>	<b>-1.9%</b>	<b>-0.7%</b>
2011	Sum of Aug	Admin	\$ 93,637	\$ 33	\$ 93,670	\$ 95,686	\$ 177	\$ 95,863	2.2%	436.4%	2.3%
		Distribution	\$ 297,864	\$ 34,236	\$ 332,100	\$ 273,608	\$ 25,369	\$ 298,978	-8.1%	-25.9%	-10.0%
		Production	\$ 196,637	\$ 14,910	\$ 211,547	\$ 193,476	\$ 28,554	\$ 222,030	-1.6%	91.5%	5.0%
		<b>Sum</b>	<b>\$ 588,138</b>	<b>\$ 49,179</b>	<b>\$ 637,317</b>	<b>\$ 562,771</b>	<b>\$ 54,100</b>	<b>\$ 616,871</b>	<b>-4.3%</b>	<b>10.0%</b>	<b>-3.2%</b>
2011	Sum of Sep	Admin	\$ 89,947	\$ 30	\$ 89,977	\$ 91,691	\$ 120	\$ 91,811	1.9%	300.0%	2.0%
		Distribution	\$ 285,749	\$ 30,943	\$ 316,692	\$ 261,863	\$ 19,100	\$ 280,963	-8.4%	-38.3%	-11.3%
		Production	\$ 188,087	\$ 20,091	\$ 208,178	\$ 187,029	\$ 31,505	\$ 218,534	-0.6%	56.8%	5.0%
		<b>Sum</b>	<b>\$ 563,783</b>	<b>\$ 81,133</b>	<b>\$ 644,916</b>	<b>\$ 540,583</b>	<b>\$ 61,225</b>	<b>\$ 601,808</b>	<b>-8.4%</b>	<b>27.5%</b>	<b>-1.3%</b>

Schedule 4

Witness Responsible: Melissa Schwarzell

Kentucky American  
Case No. 2012-00520  
Monthly Payroll Variance Analysis  
As of November 2012

Type of Filing: \_\_\_X\_\_\_ Original \_\_\_ Updated \_\_\_ Revised \_\_\_  
Worksheet Reference No(s): N/A

Year	Month	Employee Group	Monthly Budget Amount			Monthly Actual Amount			Variance			Reason
			Regular	Overtime	Total	Regular	Overtime	Total	Regular	Overtime	Total	
2011	Sum of Oct	Sum	\$ 563,783	\$ 51,064	\$ 614,847	\$ 540,583	\$ 50,726	\$ 591,308	-4.1%	-0.7%	-3.8%	
		Admin	\$ 89,406	\$ 13	\$ 89,419	\$ 86,829	\$ -	\$ 86,829	-2.9%	-100.0%	-2.9%	
		Distribution	\$ 272,760	\$ 29,939	\$ 302,699	\$ 238,769	\$ 23,130	\$ 261,899	-12.5%	-22.7%	-13.5%	
		Production	\$ 179,538	\$ 14,910	\$ 194,448	\$ 173,841	\$ 29,117	\$ 202,958	-3.2%	95.3%	4.4%	Organizational Efficiencies
2011	Sum of Nov	Sum	\$ 541,704	\$ 44,862	\$ 586,566	\$ 499,439	\$ 52,246	\$ 551,686	-7.8%	16.5%	-5.9%	
		Admin	\$ 93,091	\$ 18	\$ 93,109	\$ 63,467	\$ -	\$ 63,467	-31.8%	-100.0%	-31.8%	
		Distribution	\$ 290,867	\$ 41,986	\$ 332,853	\$ 256,800	\$ 37,930	\$ 294,730	-11.7%	-9.7%	-11.5%	
		Production	\$ 190,077	\$ 25,656	\$ 215,733	\$ 200,705	\$ 46,741	\$ 247,446	5.6%	82.2%	14.7%	Organizational Efficiencies
2011	Sum of Dec	Sum	\$ 574,035	\$ 67,660	\$ 641,695	\$ 520,973	\$ 84,670	\$ 605,643	-9.2%	25.1%	-5.6%	
		Admin	\$ 93,091	\$ 16	\$ 93,107	\$ 85,974	\$ -	\$ 85,974	-7.6%	-100.0%	-7.7%	
		Distribution	\$ 291,480	\$ 40,331	\$ 331,811	\$ 257,386	\$ 22,999	\$ 280,385	-11.7%	-43.0%	-15.5%	
		Production	\$ 190,077	\$ 25,656	\$ 215,733	\$ 196,425	\$ 37,283	\$ 233,709	3.3%	45.3%	8.3%	Organizational Efficiencies
2012	Sum of Jan	Sum	\$ 574,648	\$ 66,003	\$ 640,651	\$ 539,785	\$ 60,282	\$ 600,068	-6.1%	-8.7%	-6.3%	
		Annual	\$ 553,677	\$ 53,042	\$ 606,719	\$ 565,837	\$ 50,276	\$ 616,113	2.2%	-5.2%	1.5%	
		Admin	\$ 83,903	\$ 416	\$ 84,319	\$ 85,464	\$ 157	\$ 85,621	1.9%	-62.3%	1.5%	
		Distribution	\$ 263,854	\$ 34,993	\$ 298,847	\$ 278,579	\$ 25,012	\$ 303,591	5.6%	-28.5%	1.6%	
2012	Sum of Feb	Sum	\$ 205,920	\$ 17,633	\$ 223,553	\$ 201,794	\$ 25,107	\$ 226,901	-2.0%	42.4%	1.5%	
		Admin	\$ 80,089	\$ 872	\$ 80,961	\$ 75,319	\$ 439	\$ 75,758	-6.0%	-49.6%	-6.4%	
		Distribution	\$ 251,865	\$ 26,201	\$ 278,066	\$ 235,869	\$ 16,399	\$ 252,268	-6.4%	-37.4%	-9.3%	
		Production	\$ 196,401	\$ 14,946	\$ 211,347	\$ 172,086	\$ 14,254	\$ 186,341	-12.4%	-4.6%	-11.8%	Organizational Efficiencies
2012	Sum of Mar	Sum	\$ 528,355	\$ 42,019	\$ 570,374	\$ 483,275	\$ 31,092	\$ 514,367	-8.5%	-26.0%	-9.8%	
		Admin	\$ 83,903	\$ 353	\$ 84,256	\$ 86,659	\$ 0	\$ 86,659	3.3%	-100.0%	2.9%	
		Distribution	\$ 263,606	\$ 28,879	\$ 292,485	\$ 242,346	\$ 15,215	\$ 257,561	-8.1%	-47.3%	-11.9%	
		Production	\$ 205,753	\$ 12,446	\$ 218,199	\$ 182,634	\$ 11,792	\$ 194,426	-11.2%	-5.3%	-10.9%	Organizational Efficiencies
2012	Sum of Apr	Sum	\$ 553,262	\$ 41,678	\$ 594,940	\$ 511,639	\$ 27,008	\$ 538,646	-7.5%	-35.2%	-9.5%	
		Admin	\$ 81,910	\$ 393	\$ 82,303	\$ 87,565	\$ -	\$ 87,565	6.9%	-100.0%	6.4%	
		Distribution	\$ 251,614	\$ 29,529	\$ 281,143	\$ 240,830	\$ 17,386	\$ 258,216	-4.3%	-41.1%	-8.2%	
		Production	\$ 198,234	\$ 15,133	\$ 213,367	\$ 190,527	\$ 17,133	\$ 207,660	-3.9%	13.2%	-2.7%	
2012	Sum of May	Sum	\$ 531,758	\$ 45,055	\$ 576,813	\$ 518,922	\$ 34,519	\$ 553,440	-2.4%	-23.4%	-4.1%	
		Admin	\$ 89,710	\$ 360	\$ 90,070	\$ 75,747	\$ 64	\$ 75,811	-15.6%	-82.1%	-15.8%	
		Distribution	\$ 273,953	\$ 30,667	\$ 304,620	\$ 245,622	\$ 26,662	\$ 272,284	-10.3%	-13.1%	-10.6%	
		Production	\$ 219,529	\$ 17,633	\$ 237,162	\$ 207,653	\$ 30,391	\$ 238,044	-5.4%	72.4%	0.4%	Organizational Efficiencies
2012	Sum of Jun	Sum	\$ 583,192	\$ 48,660	\$ 631,852	\$ 529,022	\$ 57,118	\$ 586,140	-9.3%	17.4%	-7.2%	
		Admin	\$ 81,910	\$ 353	\$ 82,263	\$ 70,020	\$ -	\$ 70,020	-14.5%	-100.0%	-14.9%	
		Distribution	\$ 249,372	\$ 38,034	\$ 287,406	\$ 222,996	\$ 23,038	\$ 246,034	-10.6%	-39.4%	-14.4%	
		Production	\$ 200,439	\$ 12,446	\$ 212,885	\$ 212,803	\$ 22,805	\$ 235,608	6.2%	83.2%	10.7%	Organizational Efficiencies Net of Severance
2012	Sum of Jul	Sum	\$ 531,721	\$ 50,833	\$ 582,554	\$ 505,819	\$ 45,844	\$ 551,663	-4.9%	-9.8%	-5.3%	
		Admin	\$ 85,810	\$ 353	\$ 86,163	\$ 213,688	\$ 204	\$ 213,892	149.0%	-42.2%	148.2%	

Kentucky American  
Case No. 2012-00520  
Monthly Payroll Variance Analysis  
As of November 2012

Type of Filing: \_\_\_X\_\_\_ Original \_\_\_ Updated \_\_\_ Revised \_\_\_  
Worksheet Reference No(s): N/A

Schedule 4

Witness Responsible: Melissa Schwarzell

Year	Month	Employee Group	Monthly Budget Amount			Monthly Actual Amount			Variance			Reason
			Regular	Overtime	Total	Regular	Overtime	Total	Regular	Overtime	Total	
2012	Sum of Aug	Distribution	\$ 261,505	\$ 35,600	\$ 297,105	\$ 163,040	\$ 19,642	\$ 182,682	-37.7%	-44.8%	-38.5%	Organizational Efficiencies and Re-class of April Severance (Credit)
		Production	\$ 209,984	\$ 17,633	\$ 227,617	\$ 86,788	\$ 23,266	\$ 110,054	-58.7%	31.9%	-51.6%	
		<b>Sum</b>	<b>\$ 557,299</b>	<b>\$ 53,586</b>	<b>\$ 610,885</b>	<b>\$ 463,517</b>	<b>\$ 43,112</b>	<b>\$ 506,629</b>	<b>-16.8%</b>	<b>-19.5%</b>	<b>-17.1%</b>	
2012	Sum of Sep	Admin	\$ 89,710	\$ 360	\$ 90,070	\$ (70,262)	\$ -	\$ (70,018)	-178.3%	-100.0%	-177.7%	Organizational Efficiencies
		Distribution	\$ 273,391	\$ 35,200	\$ 308,591	\$ 347,426	\$ -	\$ 366,198	27.1%	-100.0%	18.7%	
		<b>Sum</b>	<b>\$ 582,630</b>	<b>\$ 48,006</b>	<b>\$ 630,636</b>	<b>\$ 536,572</b>	<b>\$ -</b>	<b>\$ 574,411</b>	<b>-7.9%</b>	<b>-100.0%</b>	<b>-8.9%</b>	
2012	Sum of Oct	Admin	\$ 78,009	\$ 353	\$ 78,362	\$ 63,866	\$ -	\$ 64,196	-18.1%	-100.0%	-18.1%	Organizational Efficiencies
		Distribution	\$ 238,275	\$ 30,608	\$ 268,883	\$ 237,022	\$ -	\$ 260,308	-0.5%	-100.0%	-3.2%	
		<b>Sum</b>	<b>\$ 507,179</b>	<b>\$ 48,594</b>	<b>\$ 555,773</b>	<b>\$ 463,975</b>	<b>\$ -</b>	<b>\$ 513,412</b>	<b>-8.5%</b>	<b>-100.0%</b>	<b>-7.6%</b>	
2012	Sum of Nov	Admin	\$ 96,310	\$ 353	\$ 96,663	\$ 69,780	\$ -	\$ 69,858	-27.5%	-100.0%	-27.7%	Organizational Efficiencies
		Distribution	\$ 276,929	\$ 29,952	\$ 306,881	\$ 264,781	\$ -	\$ 288,533	-4.4%	-100.0%	-6.0%	
		<b>Sum</b>	<b>\$ 592,768</b>	<b>\$ 42,751</b>	<b>\$ 635,519</b>	<b>\$ 535,305</b>	<b>\$ -</b>	<b>\$ 591,834</b>	<b>-9.7%</b>	<b>-100.0%</b>	<b>-6.9%</b>	
2012	Sum of Dec	Admin	\$ 92,410	\$ 360	\$ 92,770	\$ 65,515	\$ -	\$ 65,606	-29.1%	-100.0%	-29.3%	Organizational Efficiencies and Increase in Capital Work
		Distribution	\$ 269,682	\$ 40,123	\$ 309,805	\$ 240,070	\$ -	\$ 262,686	-11.0%	-100.0%	-15.2%	
		<b>Sum</b>	<b>\$ 574,076</b>	<b>\$ 63,564</b>	<b>\$ 637,640</b>	<b>\$ 474,165</b>	<b>\$ -</b>	<b>\$ 545,657</b>	<b>-17.4%</b>	<b>-100.0%</b>	<b>-14.4%</b>	

**KENTUCKY-AMERICAN WATER COMPANY**  
**CASE NO. 2012-00520**  
**COMMISSION STAFF'S FIRST REQUEST FOR INFORMATION**

---

**Witness:**     **Linda C. Bridwell**

- 16.**     Provide a complete copy of all wage, compensation, and employee benefits studies, analyses, and surveys that Kentucky-American has conducted, commissioned, or used.

**Response:**

The Company has used a wage band survey study prepared by its corporate parent. Providing the study publicly would place the Company at a competitive disadvantage. Therefore, the Company has filed a Petition for Confidential Treatment of the study contemporaneously with these responses. The Company will provide copies of the study to all parties in this case upon execution of an appropriate confidentiality agreement.

For the electronic version, refer to KAW\_R\_PSCDR1\_NUM16\_012313.pdf.

**The entire attachment to Item No. 16  
is confidential and has been provided  
in a sealed envelope.**

**KENTUCKY-AMERICAN WATER COMPANY  
CASE NO. 2012-00520  
COMMISSION STAFF'S FIRST REQUEST FOR INFORMATION**

---

**Witness: Melissa L. Schwarzell**

- 17.** State for each employee group the amounts, percentages of increase, and effective dates for general wage increases and, separately, for merit increases granted for calendar years 2009, 2010, and 2011, the base period and the forecasted period.

**Response:**

2009	November 1, 2009	Outside Union	3.00%
	April 1, 2009	Non-bargaining	3.25%
2010	November 1, 2010	Outside Union	2.50%
	January 1, 2010	Non-bargaining	2.15%
2011	November 1, 2011	Outside Union	2.50%
	January 1, 2011	Non-bargaining	2.75%
2012	November 1, 2012	Outside Union	2.49%
	April 1, 2012	Non-bargaining	2.47%
Base Year			
12 months ending 3/31/2013			
	November 1, 2012	Outside Union	2.49%
	April 1, 2012	Non-bargaining	2.47%
Forecast			
12 months ending 07/31/14			
	November 1, 2013	Outside Union	2.50%
	April 1, 2014	Non-bargaining	3.00%

For the electronic version, refer to KAW\_R\_PSCDR1\_NUM01\_012313.pdf.

**KENTUCKY-AMERICAN WATER COMPANY**  
**CASE NO. 2012-00520**  
**COMMISSION STAFF'S FIRST REQUEST FOR INFORMATION**

---

**Witness:** Cheryl Norton/Gary VerDouw/Linda Bridwell

- 18.**
- a. Identify the amounts of incentive pay that are included in base year and forecasted labor. Describe the incentive pay plans and explain why such a plan is necessary and reasonable.
  - b. List each Kentucky-American employee who is eligible to participate in the incentive pay program.
  - c. State the level of incentive pay awarded to all individuals participating in the program for the previous five calendar years compared to the level of incentive pay available to each participant in the forecasted period.
  - d. For the previous five calendar years, provide a comparison of the incentive pay that was budgeted to the actual amounts paid in each year. Include detailed explanations for any variance between the budgeted and actual payments.

**Response:**

- a. The amount of incentive pay in the base year Kentucky American Salaries and Wages is \$276,917. Forecasted incentive pay included in Kentucky American Salaries and Wages is \$349,221. However, incentive pay is not included in the revenue requirement in this proceeding.

For a description of incentive pay plans, please see the attached brochures.

The incentive plans are necessary because they drive performance of employees which benefits customers in a number of ways. KAW's customer satisfaction, safety and operational performance indicators are very positive and the Company believes these results are directly tied to the Company's performance in these areas. Establishing goals that stretch the employee efforts leads to better service, lower employee turnover, and increase customer satisfaction. Incenting employees to perform at above average levels reduces the number of employees required to provide the appropriate level of service, which directly impacts customer rates.

As stated in previous rate cases, KAW believes the annual incentive plan is necessary because it is part of the overall compensation package for KAW and AWWSC employees providing service to KAW customers. The at-risk incentive pay is not just an add-on to base pay, but is in place to drive performance to the benefit of the customers through better service and more efficient costs. The



target for base pay for employees is the 50<sup>th</sup> percentile of the wage band, and the at-risk compensation from the incentive plan has been targeted to permit an eligible employee to achieve target compensation at 65<sup>th</sup> percentile of the wage band, given strong job performance on specific job performance goals. These goals are designed to improve customer service and satisfaction, and promote effective and efficient operation of the employee's areas of responsibility.

The incentive plans are necessary because the Company must compete for qualified employees in the various markets where KAW and AWWSC operate. KAW and American Water believe that the incentive plan is necessary to compete in the markets where it must attract and retain highly qualified and strong performing employees when other surrounding businesses offer more competitive compensations, including incentive pay to award that strong performance. KAW has submitted testimony in previous cases regarding the prevalence of at-risk incentive pay plans at other major utilities and the job market in general.

- b. Please see attached.
- c. The attached information contains confidential information regarding individual compensation information for KAW employees that is not included in the current rate request. Providing the information publicly would place the Company at a competitive disadvantage. Therefore, the Company has filed a Petition for Confidential Treatment of the individual information with these responses. The Company will provide copies of the information all parties in this case upon execution of an appropriate confidentiality agreement.
- d. Please see attached.

For the electronic version, please refer to KAW\_R\_PSCDR1\_NUM18\_012313.pdf.



AMERICAN WATER

# 2012 Annual Incentive Plan



---

# Table of Contents

<b>THE 2012 AMERICAN WATER ANNUAL INCENTIVE PLAN .....</b>	<b>1</b>
Your Performance — Your Award .....	1
Eligibility .....	2
<b>DETERMINING AIP AWARDS.....</b>	<b>4</b>
Step 1: Establish initial award pool based on overall corporate performance .....	4
Step 2: Allocate overall corporate funding to organizational groups/ functional areas, and adjust specific organizational group/functional area funding to reflect results .....	6
Step 3: Determine individual AIP award based on (a) <i>individual performance</i> , and (b) available organizational group/functional area funding; awards are paid from available organizational group/functional area award pool .....	6
<b>WHAT THE 2012 AIP MEANS FOR YOU.....</b>	<b>7</b>
Performance Ratings .....	7
Award Funding Determination .....	8
Receiving Your AIP Award.....	10
<b>FREQUENTLY ASKED QUESTIONS.....</b>	<b>11</b>

## THE 2012 AMERICAN WATER ANNUAL INCENTIVE PLAN

### Your Performance — Your Award

*At American Water, your performance counts. We rely on our employees' knowledge and skills to help the company achieve its business objectives.*

- The American Water 2012 Annual Incentive Plan (AIP) is designed to give eligible exempt employees an annual opportunity to earn a cash award that recognizes and rewards their contributions to the company's success. This means that company and ***individual performance*** are both taken into account to determine cash awards under the plan. We continue to make adjustments to the AIP design to reinforce the link between company and individual performance and award payouts. This year will include a new goal of Business Transformation Performance.
- We are continuing the funding approach that was used in 2011, which directly ties the amount of available cash for AIP payouts to company performance against specific metrics. AIP funding for all eligible, exempt employees will depend on the company's achieving its financial, business transformation and operational goals.
- ***Your individual performance continues to play a large role in determining the amount of your payout.*** Employees who exceed their performance targets could receive higher payouts. Conversely, employees who under-perform and do not meet their performance targets could receive lower payouts or no payout at all. In short, ***your performance directly impacts the amount of your award.***

The 2012 AIP is designed to challenge and motivate you to perform at your highest level, and promote the creation of value to the customer and shareholder. Read this brochure to learn about how the 2012 plan works and what it means for you.

The 2012 AIP	
Elements of the Program	
<ul style="list-style-type: none"> <li>■ AIP award pool funding is based on overall corporate performance against specific financial, business transformation and operational goals (represented by the Corporate Multiplier), then allocated across organizational groups/functional areas — at senior management’s discretion — depending on organizational group/functional area results.               <ul style="list-style-type: none"> <li>○ AIP funding for <b>all eligible exempt employees</b> depends on the company achieving its financial, business transformation and operational goals.</li> <li>○ A pre-determined financial threshold for company performance must be met in order for funding and any award to be provided under the AIP.</li> </ul> </li> <li>■ <i>Individual award payouts will be based on individual performance against specific goals represented by the Individual Performance Factor</i> and paid from available organizational group/functional area funding.</li> <li>■ For 2012, the Individual Performance Factor range is 0%-200%. Individual payouts will be capped at 200% of AIP target award.</li> </ul>	<ul style="list-style-type: none"> <li>■ Award opportunity (Target Award) is expressed as a percentage of base salary. (See Attachment B).               <ul style="list-style-type: none"> <li>○ Actual payout may be lower or higher than target depending on company and <i>individual performance</i> against specific goals.</li> </ul> </li> <li>■ <i>Individual performance is assessed by your manager and measured against your pre-determined performance goals.</i></li> <li>■ Your AIP will be distributed as a cash award in March.               <ul style="list-style-type: none"> <li>○ You must be actively employed with American Water on the date awards are paid to receive your 2012 AIP payout. You (or your beneficiary) may be eligible for a prorata award if you are disabled, retire, die, involuntarily terminate (not “for cause”) or a divestiture occurred after June 30, 2012. Involuntary termination for cause would not be eligible.</li> </ul> </li> </ul>

### Eligibility

- You are eligible for an AIP award opportunity if you are a regular, full-time exempt employee of American Water.
  - Regular, full-time exempt employees who join American Water on or before September 30, 2012 are also eligible to participate in the AIP on a prorated basis.
  - Employees transferred from nonexempt to exempt status on or after September 30<sup>th</sup> are not eligible in the current plan year.
- You must be an active employee with American Water on the date the payout is made in order to receive the award. You (or your beneficiary) may be eligible for

a prorata award if you are disabled, retire, die, involuntarily terminate (not “for cause”) or a divestiture occurred after June 30, 2012. (Retirement under this plan is age 55 and 10 years of service.)

- If you are promoted during the plan year to a position with a *higher* AIP target level, or if you are reclassified/transferred to a position with a *lower* AIP target level, your award payout will be based on your new target level as of December 14, 2012, except ML4s and above who will be prorated at each salary and target level.
- You are **not** eligible for an AIP award if:
  - you transfer from exempt status to nonexempt status during the current plan year or your job was reclassified to nonexempt status,
  - your performance rating is “Unacceptable” or “Too Soon to Rate,”
  - you have not complied with the company’s annual Code of Ethics certification by the established deadline,
  - your employment was involuntarily terminated for cause.

#### Why Is the Plan Based on Individual Performance?

Since the value (as reflected in our share price and our return to shareholders) and success of our business depend on the achievement of annual company and individual performance goals, American Water recognizes the need to differentiate and reward the performance of employees who enable us to reach these goals. The 2012 AIP is designed to ensure that award payouts are directly tied to measurable contributions — both company and individual — to American Water’s success.

## DETERMINING AIP AWARDS

*AIP award payouts depend on individual performance; they also depend on overall corporate performance and organizational group/functional area results (which determine award pool funding).*

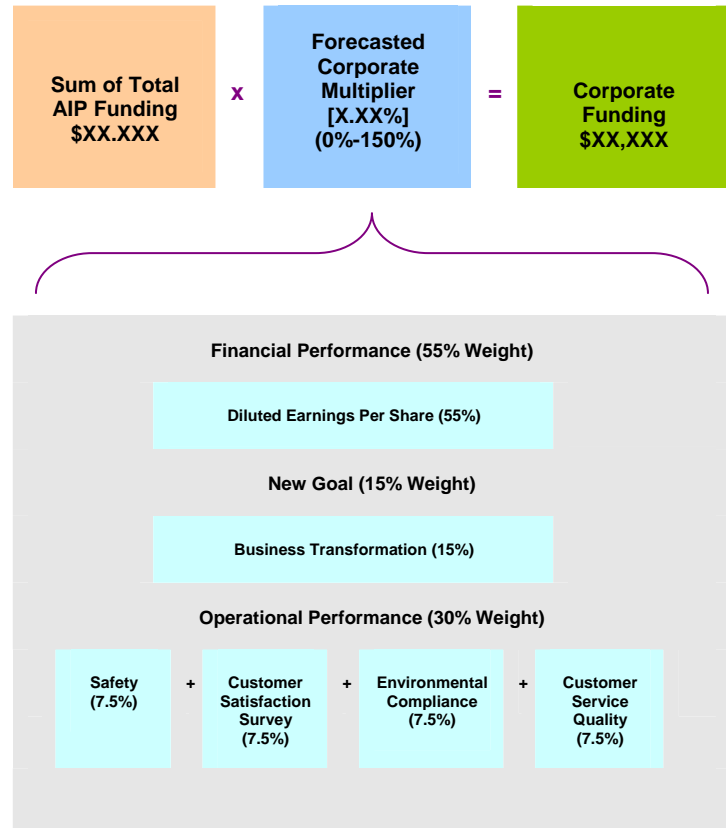
AIP awards will be determined according to the following three-step process:

Step 1:	Establish initial award pool based on overall corporate performance
Step 2:	Allocate overall corporate funding to organizational groups/functional areas, and adjust specific organizational group/functional area funding to reflect results
Step 3:	Determine AIP award based on individual performance; awards are paid from available organizational group/functional area funding

Step 1: Establish initial award pool based on overall corporate performance

Based on financial (weighted 55%), business transformation (weighted 15%) and operational (weighted 30%) goals

Each year, American Water establishes funding for the AIP award pool. In 2012, the funding will be directly tied to company performance and represented by the **Corporate Multiplier**. The Corporate Multiplier can range from 0% to 150% depending on how well the company performed against the financial, business transformation and operational goals described below. Note that a pre-determined **threshold** for company performance - **2012 Diluted Earnings Per Share (EPS) must be at least 90% of target** - must be met in order for funding of any award to be provided under the AIP for Business Transformation and Operational Performance Factors.



- **Financial Metric (Weighted 55%) \***

- *Diluted Earnings Per Share* is a widely tracked measure of financial performance/profitability, and is calculated as follows:

$$\begin{array}{r}
 \text{Net Income to Common Stockholders} \\
 \div \\
 \text{Average Outstanding Shares (including dilutive securities such as} \\
 \text{stock options)} \\
 = \\
 \text{Diluted Earnings per Share}
 \end{array}$$

\* 2012 Diluted Earnings Per Share (EPS) must be at least 94.3% of target for any financial funding and award to be provided under the AIP.

- **Business Transformation (Weighted 15%)**

- Enterprise Resource Plan (ERP) go live with successful third quarter close (Judgment of Management with Discretion of the Board of Directors.)

- **Operational Performance (Weighted 30%)\***

- Environmental Compliance Notices of Violation (NOVs) (7.5%)
  - Safety Performance (7.5%)
  - Customer Satisfaction Survey (7.5%)
  - Customer Service Quality Survey (7.5%)

\*These outcomes are based on a combination of surveys, end-of-year results, data and other annual reports (For more details on these performance measures, see Attachment A at the back of this brochure).

Please note that AIP funding for all employees will depend on how well the company achieves its financial, business transformation and operational goals. A pre-determined financial threshold for company performance must be met in order for funding and any award to be provided under the AIP. For 2012, the threshold is 90% of EPS target.

The financial, business transformation and operational metrics are added together to determine the Corporate Multiplier. So, even if certain metrics are not achieved, the



funding may be reduced, but not eliminated altogether. However, if the company's financial performance does not meet the threshold, the Corporate Multiplier will be reduced to zero, which would eliminate any award payout. The Corporate Multiplier (and thus funding for payouts) may be adjusted to take into account nonrecurring items such as impairment charges, dissolutions or acquisitions of businesses or costs associated with one-time events.


Step 2: Allocate overall corporate funding to organizational groups/functional areas, and adjust specific organizational group/functional area funding to reflect results

Once the overall corporate funding is determined as described under Step 1, senior management will allocate the Corporate funding to American Water's organizational groups and functional areas. The funding for each organizational group/functional area may be increased or decreased, at senior management's discretion, to reflect specific organizational group/functional area results.

Step 3: Determine individual AIP award based on (a) individual performance, and (b) available organizational group/functional area funding; awards are paid from available organizational group/functional area award pool

Your **AIP target award** (i.e., your award opportunity) is based on your job with the company and is expressed as a percentage of your base salary. Your actual award payout may be higher or lower than target depending on whether **individual** and company performance goals have been met, and your organizational group's/functional area's results. Contact your manager for information on your individual AIP Target Award.

Your individual performance factor is based on (a) your performance against specific targets, and (b) the amount of organizational group/functional area funding available



The sum of individual awards for a specific organizational group/functional area must not exceed the funding allocated to that organizational group/functional area

The **Individual Performance Factor** represents how well you achieve your annual individual performance goals. Your **Individual Performance Factor (IPF)** can range from 0% to 200%, depending on your performance for the plan year and the amount of organizational group/functional area funding available. This performance factor will then be multiplied by your Target Award to determine your 2012 AIP award payout. Individual payouts will be capped at 200% of AIP target award.

Individual AIP awards are then paid from the available organizational group/functional area award funding, which may impact the original IPF determination. The sum of all individual awards within a given organizational group/functional area must not exceed its allocated pool of dollars.

## WHAT THE 2012 AIP MEANS FOR YOU

### Performance Ratings

Most people are motivated to do their best; therefore ***the better you perform, the greater your potential award will be under the Plan.*** It is your responsibility to maximize your award opportunity by achieving or exceeding your goals.

Each year, you and your manager identify four to six high priority and challenging performance targets, which represent where you can directly impact the company's success. These performance targets and their weightings should be specific, measurable and aligned with the company's performance targets. During your year-end performance review, you and your manager will discuss how well you performed against the established targets, and rate your performance using one of the following performance ratings:

Rating
Exceptional
Highly Effective
Commendable
Needs Improvement
Unacceptable
Too Soon to Rate

Later, during the AIP process, your manager will use your rating to determine your Individual Performance Factor. Depending on how you performed during the year, you could potentially earn a higher payout than in previous years — or you could earn a lower payout or no payout at all. In other words, ***the AIP design gives you more power to impact the size of your award. It also means that you are accountable for meeting your performance goals.***

#### Award Funding Determination

Below are four scenarios that demonstrate how AIP funding may be calculated:

AIP Funding Assumptions				
Total AIP Funding *				\$20,000,000
Total AIP Funding for Organizational Group*				\$2,000,000
* The total is the sum of the target awards for the eligible employees.				
	Performance			
	Scenario 1	Scenario 2	Scenario 3	Scenario 4
■ Company	Above Target	Target	Threshold	Below Threshold
— Financial Performance Factor	1.39	0.94	0.25	0.00
— Business Transformation Performance Factor	1.10	0.85	0.50	0.00
— Operational Performance Factor	0.90	1.16	0.50	0.00

	Scenario 1	Scenario 2	Scenario 3	Scenario 4
<b>STEP 1: Establish corporate funding based on overall corporate performance</b>				
Total of AIP Targets (A)	\$20,000,000	\$20,000,000	\$20,000,000	\$20,000,000
Financial Performance Factor (i) (55% weight)	$1.39 \times 0.55 =$ <b>0.76</b>	$0.94 \times 0.55 =$ <b>0.52</b>	$0.25 \times 0.55 =$ <b>0.14</b>	$0.00 \times 0.55 =$ <b>0.00</b>
Business Transformation Performance Factor (ii) (15% Weight)	$1.10 \times 0.15 =$ <b>0.17</b>	$0.85 \times 0.15 =$ <b>0.13</b>	$0.50 \times 0.15 =$ <b>0.07</b>	$0.00 \times 0.15 =$ <b>0.00</b>
Operational Performance Factor (iii) (30% weight)	$0.90 \times 0.30 =$ <b>0.27</b>	$1.16 \times 0.30 =$ <b>0.35</b>	$0.50 \times 0.30 =$ <b>0.15</b>	$0.00 \times 0.30 =$ <b>0.00</b>
i + ii + iii = Corporate Multiplier (B)	<b>1.20</b>	<b>1.00</b>	<b>0.36</b>	<b>0.00</b>
A × B = Corporate Funding	$\$20,000,000 \times 1.20 =$ <b>\$24,000,000</b>	$\$20,000,000 \times 1.00 =$ <b>\$20,000,000</b>	$\$20,000,000 \times 0.36 =$ <b>\$7,200,000</b>	$\$20,000,000 \times 0.00 =$ <b>\$0</b>
<b>STEP 2: Allocate overall corporate funding to organizational groups/functional areas; adjust specific organizational group/functional area funding to reflect results</b>				
Organizational Group Pool (C) (Allocated from corporate funding)	\$2,400,000	\$2,000,000	\$720,000	\$0
Organizational Group Adjustment (D)	1.00 (Target)	.80 (Below Target)	1.20 (Above Target)	1.00 (Target)
C × D = Organizational Group Pool (adjusted based on results)	$\$2,400,000 \times 1.00 =$ <b>\$2,400,000</b>	$\$2,000,000 \times 0.80 =$ <b>\$1,600,000</b>	$\$720,000 \times 1.20 =$ <b>\$864,000</b>	$\$0 \times 1.00 =$ <b>\$0</b>

*Both company and individual performance can significantly impact your final payout. Also, remember that the sum of individual awards for a specific organizational group/functional area must equal the funding allocated to that organizational group/functional area.*

**Please discuss the AIP with your manager to ensure you clearly understand how the formula works and how your performance impacts your potential award payout.**

## Receiving Your AIP Award

Awards will be paid in cash no later than March 15, 2013. If you are eligible for an award payout, please keep in mind that:

- You must be actively employed with the company on the date of payout.
- The payout will be based on your annual base salary as of December 14, 2012 and subject to all federal, state and local income tax withholdings.
- The American Water Board of Directors or its Designee has the right to adjust the award determination(s) and/or award payouts(s) at its discretion.

*Remember, **it's your performance** — and your award: The contributions you make to American Water's success throughout the year ultimately impact the amount of your payout. Be sure to carefully review this brochure; then speak with your manager about the AIP and about what you can do to improve your performance and share the financial rewards of American Water's success.*

## FREQUENTLY ASKED QUESTIONS

Question	Answer
How does the plan reward performance?	The AIP allows us to differentiate and reward the performance of employees who contribute to the achievement of the company's goals. The 2012 AIP directly ties award payouts to measurable contributions (company, organizational group/functional area and individual) to American Water's success.
Who is eligible for the AIP?	All regular, full-time exempt employees are eligible to participate. If you join American Water on or before September 30, 2012, you are also eligible to participate in the plan on a prorated basis.
What do I have to do to receive an AIP award?	<p>Any payout will depend largely on your performance, as well as on company, organizational group/functional area performance (including financial, business transformation and operational), which determines funding.</p> <p>If your performance is rated "Needs Improvement" or higher, you may receive an award payout — but only if threshold company performance metrics have been met. If your performance rating is "Unacceptable" or "Too Soon to Rate," you will not receive a payout. To maximize your award opportunity, it's important to meet with your manager to establish meaningful performance goals, then work hard throughout the year to achieve those goals.</p>
How is my AIP target award opportunity determined? How can I find out what it is?	Your AIP target award opportunity is based on your job and is expressed as a percentage of your base salary. Please see your manager to learn more about your target award opportunity for 2012.
How will my AIP award payout be calculated?	The size of the pool which funds your award is determined based on overall corporate performance and adjusted to reflect specific organizational group/functional area results. AIP funding for all eligible employees will depend on the company and/or organizational group/functional area achieving its operational and business transformation as well as financial goals. Once individual awards are calculated, they are paid from the organizational group/functional area funding.

Question	Answer
What is the minimum and maximum that could be paid under the plan (as a percent of target)?	AIP award payouts can range from zero, to a maximum of an Individual Performance Factor of 200%. Payouts are capped at 200% of AIP target award.
Will I receive an award payout if I meet my individual performance goals but the company <i>does not</i> achieve minimum (threshold) performance?	No. A pre-determined financial threshold for company performance must be met in order for funding and any award to be provided under the AIP.
What happens if I leave American Water before I receive my award payout?	To receive the award payout, you must be actively employed with American Water on the date the payment is to be made. You (or your beneficiary) may be eligible for a prorata award if you are disabled, retire, die, involuntarily terminate (not "for cause") or a divestiture occurred after June 30, 2012. (Retirement under this plan is age 55 and 10 years of service.) Employees involuntarily terminated for cause would not be eligible.
What happens if I change job positions within American Water during the plan year?	Your award payout will be based on your base salary and target level percentage as of December 14, 2012.

This brochure is the 2012 American Water Annual Incentive Plan. The American Water Board of Directors or its Designee, whose decisions will be final and binding, will determine interpretations of the Plan. The company reserves the right to amend, modify, or discontinue the Plan during the plan year or at any time in the future. Participation in the Plan does not convey any commitment to ongoing employment.

## 2012 AIP FINANCIAL PAYOUT CURVE

### DILUTED EARNINGS PER SHARE (EPS) (55%)

<u>% Target Achieved</u>	<u>% Payout</u>
103.1%	150.0%
102.6%	140.0%
102.1%	130.0%
101.0%	120.0%
100.5%	110.0%
100.0%	100.0%
98.4%	81.3%
97.4%	62.5%
95.8%	43.8%
94.3%	25.0%
<94.3%	0%

\* For 2012, the EPS target is within the range of our earnings guidance of \$1.90 to \$2.00.

## BUSINESS TRANSFORMATION PERFORMANCE 2012 AIP MEASURE

Enterprise Resource Plan (ERP) go live with successful third quarter close  
(Judgment of Management with Discretion of the Board of Directors.)



## 2012 AIP OPERATIONAL MEASURES

### Environmental Compliance (7.5%)

For determining environmental compliance, AW will count Notices of Violation (NOV) for which the company is responsible as described in the Environmental Non-Compliance Reporting Practice. For 2012 AW's NOV target is 17.

NOVs	Award
11	150.0%
13	137.5%
15	125.0%
16	112.5%
<b>17</b>	<b>100.0%</b>
18	87.5%
19	75.0%
20	62.5%
21	50.0%
>21	0%

### Safety Performance (7.5%)

Safety performance will be determined using the total OSHA Recordable Incident Rate (ORIR) which measures all injuries and illnesses requiring treatment beyond first aid for every 200,000 hours worked. For 2012 the goal has been set at 3.35 which is 25% below the Bureau of Labor Statistics (BLS) Water Utility Average ORIR of 4.5 and will be evaluated against the graduated award scale below.

ORIR	Award
3.15	150.0%
3.20	137.5%
3.25	125.0%
3.30	112.5%
<b>3.35</b>	<b>100.0%</b>
3.45	87.5%
3.55	75.0%
3.65	62.5%
3.75	50.0%
>3.75	0%

## 2012 AIP OPERATIONAL MEASURES

### Service Quality (7.5%)

This metric is measured by the Service Quality Survey (SQS) which is conducted throughout the year for customers requesting service resulting in completion of a service order by a Field Service Representative (FSR). The score is based on the survey question: "Overall, how satisfied were you with the outcome of your service contact?" taking the top two response categories of a 5 point response scale (5. Extremely Satisfied, 4. Very Satisfied, 3. Somewhat Satisfied, 2. Somewhat Dissatisfied, 1. Very Dissatisfied). The AW goal for 2012 is 85% and the graduated award scale is provided below.

<b>SQS %</b>	<b>Award</b>
90	150%
89	140%
88	130%
87	120%
86	110%
<b>85</b>	<b>100%</b>
84	90%
83	80%
82	70%
81	60%
80	50%
< 80	0%

### Customer Satisfaction (7.5%)

This metric measures overall customer satisfaction through a random customer survey containing the following question, "Overall, how satisfied have you been with (Company Name) in general during the past twelve months", which has a five-point response scale (Extremely Satisfied, Very Satisfied, Somewhat Satisfied, Somewhat Dissatisfied, Very Dissatisfied), response percentages in the top three categories are indicative of overall customer satisfaction levels and a 90% target has been set.

<b>CSS%</b>	<b>Award</b>
95	150%
94	140%
93	130%
92	120%
91	110%
<b>90</b>	<b>100%</b>
89	90%
88	80%
87	70%
86	60%
85	50%
<85	0%

## 2012 ANNUAL INCENTIVE PLAN TARGETS

EXEMPT POSITIONS	
Grade	AIP %
ML4	30%
L5 – L6	20%
L7	15%
L8-L9	10%
L10 – L12	5%



AMERICAN WATER

**American Water Works Company, Inc.**

2012 Equity Award Brochure  
for Employees



# Table of Contents

<b>AN OVERVIEW OF THE EQUITY AWARD</b> .....	<b>1</b>
An Award Based on American Water's Success .....	1
The Amount of Your Award Grant.....	1
<b>ABOUT OPTIONS AND PERFORMANCE STOCK UNITS</b> .....	<b>2</b>
Stock Options .....	2
Vesting .....	2
The Value of Your Options.....	2
Exercising Your Options .....	2
Performance Stock Units .....	3
PSUs Based on Total Shareholder Return (TSR).....	4
PSUs Based on Internal Performance Goals.....	5
Deferring Your Awarded Shares .....	6
<b>APPENDIX</b> .....	<b>7</b>
<b>MANAGING YOUR 2012 EQUITY AWARD</b> .....	<b>7</b>
Activating Your E*TRADE Account.....	7
<b>TERMINATION PROVISIONS</b> .....	<b>7</b>
<b>FOR MORE INFORMATION</b> .....	<b>7</b>
<b>GLOSSARY OF TERMS</b> .....	<b>8</b>
<b>TAXATION OF EQUITY AWARDS</b> .....	<b>9</b>
How Options are Taxed .....	9
How PSUs are Taxed .....	9

*This guide provides an overview of your 2012 equity awards granted to you under the American Water Works Company, Inc. 2007 Omnibus Equity Compensation Plan (the “Plan”). The Equity Award — a key component of your American Water compensation package — promotes the achievement of the Company’s long-term, strategic business objectives. Read this guide to learn about Equity Awards and how they reward you for contributing to American Water’s long-term financial success.*

## AN OVERVIEW OF THE EQUITY AWARD

You have been granted a 2012 Equity Award, which represents your Long-Term Incentive Compensation. Your award is determined by the Compensation Committee of the American Water Board of Directors (“the Committee”).

### An Award Based on American Water’s Success

As a publicly-held company, American Water has a responsibility to its shareholders to drive long-term success and increase the value of American Water stock.

You can make a difference. Think about the activities you perform on a day-to-day basis. Your contributions can help generate results that lead to success for American Water and significant rewards for you. As an American Water management employee and shareholder, you not only have the ability to influence our day-to-day performance, you also share in the long-term rewards of American Water’s success.

Equity awards under the Plan allow you to share in the company’s success by providing opportunities for rewards based on long-term performance. The 2012 award includes stock options and a performance-based stock component, which awards Performance Stock Units (PSUs) based on American Water’s Total Shareholder Return (TSR) ranking among peer companies in the Dow Jones U.S. Utilities Index as well as PSUs based on certain Company internal metrics. This design aligns more closely with the market and helps keep American Water competitive with our peers in the utilities industry.

### The Amount of Your Award Grant

Your individual award grant amount is based on a percentage of your base salary, granted in the form of equity in the Company: 40% of the value in stock options, 30% of the value in PSUs based on TSR ranking, and 30% value in PSUs based on internal performance goals: compounded earnings per share (EPS) growth and operational efficiency improvement.

## ABOUT OPTIONS AND PERFORMANCE STOCK UNITS <sup>1</sup>

*The following sections describe how the options and PSUs granted to you vest and are distributed.*

### Stock Options

- **40% of Equity Award**
- **Exercise price is the closing price on the date of grant, which was \$34.12 on February 23, 2012.**
- **Options vest 33.3% each on January 1 of 2013, 2014 and 2015. Options are 100% vested as of January 1, 2015.**

**A stock option is your right to purchase a share of American Water stock at the exercise price, once vested, for a set period of time.**

A stock option gives you the right to purchase a share of American Water stock at an “exercise price” for a set period of time.

Stock options represent 40% of your equity award. The number of options you are granted is based on the monetary value of your option award and a value determination called the **Black-Scholes value** for an option on the date of the grant. The exercise price of the options is based on the closing price of the company’s stock on the date of grant. The 2012 equity awards were granted on February 23, 2012. The closing price on the grant date was \$34.12.

### ***Vesting***

Your options vest in three equal installments (33.3% each) on January 1 of 2013, 2014 and 2015. Once options vest, you may purchase (or “exercise”) your options, until their December 31, 2018 expiration date and subject to employment requirements as defined in the Plan and summarized in the Appendix. Any options not exercised by the expiration date will be forfeited.

### ***The Value of Your Options***

The value of your options depends on American Water’s stock performance in the future. This means they may or may not have value at the time they expire. The greater the increase in American Water’s market price, the greater the value of your award.

The value you receive is the difference between (a) the exercise price, and (b) the market price of the stock at the time you exercise your options.

You will benefit if the market price of American Water’s stock at exercise is *greater* than its exercise price on the date of the grant. However, if the market price at exercise is *lower* than the exercise price, the options have no value.

### ***Exercising Your Options***

You may choose to exercise all or a portion of your vested stock options before the expiration date on December 31, 2018. When you are ready to exercise your options, contact E\*TRADE at **www.etrade.com** or at 1-800-838-0908. (See “Managing Your 2012 Equity Award” in the Appendix for more information.)

---

<sup>1</sup> Before trading in the company’s securities, including exercising any options, you must review the Company’s Insider Trading Policy. In addition, under the Insider Trading Policy, certain persons (Section 16 and Restricted Individuals) are subject to the affirmative obligation to “pre-clear” any proposed purchase or sale of Company securities with the CFO, General Counsel, or inside SEC Counsel. If you have any questions about the Insider Trading Policy and pre-clearance process, please call SEC Compliance Specialist (856-346-8257) or SEC Counsel (856-309-4589).

You may exercise your options using any of the following methods <sup>2</sup>:

1. **Exercise and sell.** You can exercise your vested options by either (a) selling just enough stock to cover the exercise price, taxes and transaction fees; **or** (b) selling additional shares to cover the exercise price, taxes and fees *and* receive the net proceeds in cash.
2. **Cash.** You can exercise your options and buy the shares with money from personal funds to cover the exercise price, taxes and transaction fees.
3. **Stock swap.** You can instruct E\*TRADE to use shares of American Water common stock you currently own to fund the exercise of your stock options, provided that it is approved by the Committee.

### Example

Let's assume you are awarded 3,000 stock options:

- The options vest in three installments: 33.3% each on January 1 of 2013, 2014 and 2015.
- You exercise the first vested installment on June 1, 2014 (market price = \$30 per share), the second vested installment on April 1, 2017 (market price = \$33 per share) and the third vested installment on July 1, 2018 (market price = \$38 per share).

Options Awarded in 2012	Number of Options Vested	Vesting Date	Exercise Date	Future Value When You Exercise your Options <sup>(1)</sup>	Amount You Pay to Exercise Options	Fees Charged <sup>(2)</sup>	Your Pre-tax Gain at Exercise
3,000	1,000	Jan. 1, 2013	June 1, 2014	\$30,000 (1,000×\$30)	\$27,080 (1,000×\$27.08)	Determined by E*TRADE	\$2,920
	1,000	Jan. 1, 2014	Apr. 1, 2017	\$33,000 (1,000×\$33)	\$27,080 (1,000×\$27.08)	Determined by E*TRADE	\$5,920
	1,000	Jan. 1, 2015	July 1, 2018	\$38,000 (1,000×\$38)	\$27,080 (1,000×\$27.08)	Determined by E*TRADE	\$10,920

<sup>(1)</sup> You can exercise your vested options until December 31, 2018, subject to employment requirements as defined by the Plan and summarized in the Appendix.

<sup>(2)</sup> Costs and fees associated with exercising your stock options will be determined by E\*TRADE.

## Performance Stock Units

- **30% of Equity Award – Total Shareholder Return**
- **30% of Equity Award – Internal Performance Goals**
- **You earn a right to your PSUs in three equal installments on January 1 of 2013, 2014 and 2015. Shares are awarded based on Company performance and paid in early 2015.**
- **Actual awards may range from 0% to 175% of target based on Company performance.**

**A Performance Stock Unit is an award that represents a “notional” share of American Water stock.**

A PSU gives you the right to receive one share of American Water common stock without paying an

<sup>2</sup> For the company's executives (ML3b and above), all equity awards are subject to the company's executive stock retention program. In order to closely align the interests of our executives with those of our stockholders, our board of directors has adopted the Stock Retention Program for Executives. Under the Program, our executive officers are required to retain 50 percent of the after-tax value realized on each equity grant until termination of employment or a change in control, whichever occurs earlier.



exercise price upon the achievement by the Company of certain goals. So, you benefit by receiving actual shares of American Water stock — after the end of the three-year performance period.

PSUs represent 60% of your equity award – 30% based on TSR and 30% based on internal goals. Unlike stock options, which are valued based on the *appreciation* of the stock after the grant date, PSUs have value even if the stock price falls after the date you receive your award.

You earn a right to your PSUs in three equal installments (33.3% each) on January 1, 2013, January 1, 2014 and January 1, 2015. However, your shares are not awarded to you until after the three-year performance period ends on January 1, 2015. The number of shares that are actually awarded depends on Company performance against specific metrics (see “PSUs Based on Total Shareholder Return (TSR)” below, and “PSUs Based on Internal Goals” on page 5). In early 2015, Company performance will be measured and earned PSUs (if applicable) will be distributed within 70 calendar days of January 1, 2015.

During the performance period, you do not actually own the shares, which means you do not have voting rights and you cannot sell or transfer the units. If dividends are paid during the performance period, those dividends will accrue in a “notional” personal account until the end of the performance period. You will then be paid in cash for any accrued dividends at the end of the performance period based on the number of PSUs earned.

After the end of the three-year performance period, you can hold or sell your shares<sup>3</sup>— the choice is yours. Unlike options, the shares never expire so there is no time limit associated with them. If you choose to sell the shares, you will receive the current market price at the time of sale.

### ***PSUs Based on Total Shareholder Return (TSR) – 30% of Equity Award***

To determine the final award of shares underlying the PSUs based on Total Shareholder Return (TSR) at the end of the three-year performance period, the Company uses American Water’s rank relative to the other companies in the Dow Jones U.S. Utilities Index. TSR is calculated as the change in share price over the three-year performance period **plus** dividends paid over the three-year performance period **divided by** American Water’s share price at the beginning of the period. The initial stock price and the ending stock price are determined using the average stock price for the twenty trading days that end on December 31, 2011 and December 31, 2014.

The Company’s TSR performance is assessed using a percentile ranking approach, as follows:

American Water’s Rank on TSR Relative to the Dow Jones U.S. Utilities Index	Payout Factor
25 <sup>th</sup> Percentile	25%
50 <sup>th</sup> Percentile	100%
75 <sup>th</sup> Percentile	175%

<sup>3</sup> Before trading in the company’s securities, including exercising any options, you must review the Company’s Insider Trading Policy. In addition, under the Insider Trading Policy, certain persons (Section 16 and Restricted Individuals) are subject to the affirmative obligation to “pre-clear” any proposed purchase or sale of Company securities with the CFO, General Counsel, or inside SEC Counsel. If you have any questions about the Insider Trading Policy and pre-clearance process, please call SEC Compliance Specialist (856-346-8257) or SEC Counsel (856-309-4589).

**Example**

Let's assume you receive 357 PSUs on the grant date (2/23/12):

- The PSUs are earned in three installments: 33.3% each on January 1, of 2013, 2014 and 2015. They are 100% vested as of January 1, 2015.
- At the end of the three-year performance period, American Water's TSR performance is ranked at the 60<sup>th</sup> percentile relative to the Dow Jones U.S. Utilities Index, which results in a 130% payout.

Total PSUs Granted in 2012	Number of PSUs Vested	Date Earned	TSR Percentile Ranking Relative To Dow Jones U.S. Utilities Index At End of Three-Year Performance Period	Total Shares Awarded at end of Three-Year Performance Period
357	119	Jan. 1, 2013	60th percentile	464 (357 x 130%)
	119	Jan. 1, 2014		
	119	Jan. 1, 2015		

If you decide to sell your awarded shares and the market price at the time of sale is \$35 per share, you would receive \$16,240 from the sale — minus taxes and applicable fees.

***PSUs Based on Internal Performance Goals – 30% of Equity Award***

To determine the final award of shares underlying the PSUs based on internal performance measures, the company assesses its performance against goals related to compounded Earnings per Share (EPS) Growth and Operational Efficiency Improvement. Operational Efficiency is calculated by dividing the operation and maintenance expense by the operating revenues (excluding purchased water and net negative salvage) for the regulated operations.

The Company's internal performance is assessed using the following award scale:

EPS Three-Year Compounded Annual Growth Rate	Payout Factor	Operational Efficiency Improvement Three-Year Average
5%	25%	43.2%
7%	100%	41.2%
10% or more	175%	39.2% or less

**Example**

Let's assume you receive 444 PSUs on the grant date (2/23/12):

- The PSUs are earned in three installments: 33.3% each on January 1, of 2013, 2014 and 2015. They are 100% vested as of January 1, 2015.
- At the end of the three-year performance period, American Water's Earnings per Share compounded annual growth rate was 6.8% and its average Operational Efficiency Improvement was 42.8%, which results in a 103.8% payout.

Total PSUs Granted in 2012	Number of PSUs Vested	Date Earned	EPS Growth Rate and Operational Efficiency Improvement at End of Three-Year Performance Period	Total Shares Awarded at End of Three-Year Performance Period
444	148	Jan. 1, 2013	EPS – 6.8% Operational Efficiency – 42.8%	444 x 50% x 92.5% = 205 444 x 50% x 115.0% = 255 460
	148	Jan. 1, 2014		
	148	Jan. 1, 2015		

If you decide to sell your awarded shares and the market price at the time of sale is \$35 per share, you would receive \$16,100 from the sale — minus taxes and applicable fees.

## Deferring Your Awarded Shares

You may elect to defer receiving all of your awarded shares until after the scheduled distribution date, provided you make the election by December 31, 2013. Your deferral form (Subsequent Deferral Election Form) is Attachment A at the end of this brochure. Please complete the form if you elect to defer and forward to Corporate Compensation in Voorhees.

**You must make your election to defer by December 31, 2013.**

## APPENDIX

### MANAGING YOUR 2012 EQUITY AWARD

E\*TRADE is the record keeper for the American Water Equity Awards. When you receive an Equity Award grant, an Equity Award account is established on your behalf through E\*TRADE. You can manage your account online through [www.etrade.com](http://www.etrade.com), or by phone at 1-800-838-0908.

#### Activating Your E\*TRADE Account

Employees who received a prior equity award will be able to access the 2012 award using your existing E\*TRADE account. If this is your first year receiving an Equity Award, you will first need to activate your E\*TRADE account in order to access it. You will receive a packet of materials from E\*TRADE with instructions on how to activate your account. **If you do not activate your E\*TRADE account, you will not be able to access or manage your Equity Awards.**

Once you've activated your account, go to [www.etrade.com](http://www.etrade.com) (or call E\*TRADE at 1-800-838-0908) to track vesting, conduct transactions and model the long-term value of your awards.

### TERMINATION PROVISIONS

If you leave American Water due to ...	Then...
Death or total disability	<ul style="list-style-type: none"> <li>■ <b>With respect to stock options:</b> Your unvested award becomes 100% vested. You or your beneficiary have one year to exercise your stock options.</li> <li>■ <b>With respect to PSUs:</b> You or your beneficiaries as designated in your will are entitled to receive only the shares that you earned before the date of your death or disability. Those shares will be distributed at the end of the three-year performance period.</li> </ul>
Voluntary or involuntary resignation, or termination for cause (including normal and/or early retirement)	<ul style="list-style-type: none"> <li>■ You forfeit your unvested options and unearned PSUs. If you voluntarily or involuntarily resign, you have 90 days to exercise your stock options. Normal (Early) Retirement is defined as age 55 with ten years of service; if you meet this criteria, you have one year to exercise stock options.</li> </ul>
<b>Change In Control (CIC)</b>	
<ul style="list-style-type: none"> <li>■ Unvested options become 100% vested; and you earn the right to any previously unearned PSUs.</li> </ul>	

### FOR MORE INFORMATION

If you still have questions about the American Water Equity Awards, contact:

Resource	Contact Information
Debbie Krauss-Kelleher	856-346-8295
Dan Shallow	856-346-8285
E*TRADE	1-800-838-0908 <a href="http://www.etrade.com">www.etrade.com</a>

## GLOSSARY OF TERMS

Term	Definition
<b>Black-Scholes Valuation</b>	An internationally-recognized mathematical valuation model used to value stock options, which incorporates various types of inputs (such as the stock volatility and interest rates). We use this formula to establish the value of option grants. The use of this model for this purpose is consistent with standard market practice.
<b>Board</b>	The Board of Directors of American Water Works Company.
<b>Common Stock</b>	Units of ownership of a corporation.
<b>Equity</b>	Awards that are linked to American Water's share price.
<b>Exercise</b>	The transaction in which you sell your vested options to buy shares of American Water common stock.
<b>Exercise date</b>	The date on which you buy actual shares of American Water common stock at the market price on the date of grant. Following exercise, you may decide to keep or sell the shares.
<b>Exercise period</b>	The period during which you may exercise your vested options under the grant. The exercise period for the 2012 grant ends December 31, 2018.
<b>Exercise price</b>	The fixed price for which an option holder may purchase a single share of American Water common stock after the options become vested.
<b>Grant</b>	The awarding of a specified number of options or Performance Stock Units.
<b>Performance period</b>	The three-year period from January 1, 2012 through December 31, 2014.
<b>Performance Stock Unit (PSU)</b>	Performance Stock Units (PSUs) are "notional" shares of company stock. At the end of the three-year performance period, PSUs will convert to actual shares of American Water common stock based on Company performance. Their value will depend on the market value of the stock at that time.
<b>PSU grant agreement</b>	Your American Water Works Company, Inc. 2007 Omnibus Equity Compensation Plan Performance Stock Unit Grant agreements.
<b>Market price</b>	The price at which American Water shares trade on the stock market.
<b>Stock option</b>	Your right to purchase shares of American Water stock at the exercise price, on or after vesting, during the exercise period — provided you continue to be employed by American Water.
<b>Stock option grant agreement</b>	Your American Water Works Company, Inc. 2007 Omnibus Equity Compensation Plan Nonqualified Stock Option Grant agreement.
<b>Total disability</b>	You are considered to have a "total disability" as determined by the Social Security Administration.

Term	Definition
Total Shareholder Return (TSR)	TSR equals: Change in share price over the three-year performance period; <b>PLUS</b> Dividends paid over the three-year period; <b>DIVIDED BY</b> The share price at the beginning of the period.* <i>*American Water uses an average stock price at the beginning and end of the performance period to calculate TSR.</i>
Vesting	Becoming entitled to all or a portion of an Equity Award.
Vesting period	<ul style="list-style-type: none"> <li>■ <i>With respect to stock options</i>, the period of time that must elapse before options can be used to buy shares of American Water common stock.*</li> <li>■ <i>With respect to Performance Stock Units (PSUs)</i>, the period of time that must elapse before you have earned the right to the PSUs.* The PSUs will not be converted into shares and distributed until the end of the three-year performance period (if earned based on performance).  <i>*Provided you continue to be employed by American Water.</i></li> </ul>

## TAXATION OF EQUITY AWARDS

### How Options are Taxed

Options are not taxed until you exercise them and/or sell the stock after an increase in value.

- **At exercise.** When you exercise your options (regardless of whether you sell the stock you receive), you will owe ordinary income tax on the difference between the market price on the date of grant and the market price of American Water's stock at the time you exercise. Your tax liability is reported to the Internal Revenue Service by American Water payroll. This means that in the example on page 3, you would owe taxes on \$2,920\* for the 2014 tax year, \$5,920\* for the 2017 tax year and \$10,920\* for the 2018 tax year.

*\*Your pre-tax gain at exercise.*

- **At sale of the shares.** If you exercise your options, hold the stock for a period of time then later sell the stock at a higher price than what you paid for it, you will owe capital gains tax. This tax will be assessed on any *additional* appreciation on the market price of American Water's stock between the time of exercise and the time of sale. (Note that these taxes are not reported to the Internal Revenue Service by American Water, and that these taxes are in addition to the ordinary income taxes incurred at each option exercise.)

**Consult your personal tax advisor to learn more about your tax situation.**

### How PSUs are Taxed

You will not be responsible for any taxes when the PSUs are granted. However, you will owe ordinary income tax on the full value of the shares at the end of the three-year performance period (unless the PSUs are deferred- deferrals will have to pay Social Security and Medicare taxes at the end of the three-year performance period.) American Water will withhold a portion of your earned shares to cover the minimum required withholding for Federal (including Social Security and Medicare), state, local and other tax liabilities. See your PSU grant agreements on the E\*Trade site for details.

**TAX EXAMPLE**

American Water will withhold shares to cover the tax withholding obligation if you did not defer. For example, if you have 464 vested PSUs, we will calculate the taxes that must be withheld and deduct the amount of shares to satisfy the tax withholding requirements. Therefore, you may have 302 shares remaining from your original 464 shares.

Payroll Stub After Earned Shares Were Determined  
Earnings and Deductions Attachment

Restricted Stock (PSU):	\$16,240.00 (464 shares x \$35.00 share price)
Taxes:	<u>-5,670.00 (162 shares x \$35.00 share price)</u>
<b>Net:</b>	<b>\$10,570.00 / \$35.00 share price</b>

**302 shares will be posted to your E\*Trade Account**

Dividends would be calculated and taxed at this time. Shares calculated using \$35.00 price for illustration purposes only.

If you hold the shares received, you will owe capital gains tax for any additional share price appreciation between the market price on the date the shares are received and the market price on the date of the sale. **Consult your personal tax advisor to learn more about your tax situation.**

**The discussion of certain federal income tax effects in this brochure is a summary only and is not intended to be tax advice. Please refer to the Internal Revenue Code for a complete statement of all relevant federal tax provisions. We recommend that holders of American Water stock options and/or Performance Share Units consult their tax advisor.**

**The Company's policies, procedures and benefits, including (without limitation) those covered in this brochure, as well as wages and all other terms and conditions of employment, are subject to change, revision or deletion by the Company at any time. This may be done without consulting or obtaining agreement from anyone.**

**This brochure is intended to provide a summary of your American Water Equity Awards. All Equity Awards are subject to the terms and conditions of the American Water Works Company, Inc. 2007 Omnibus Equity Compensation Plan (the "Plan") and the Equity Award grant agreements under which they are issued. In the event of any conflict between the terms of your Equity Award grant agreements, the Plan and this brochure, the terms of the grant agreements and the Plan will govern.**

**2012 LONG TERM INCENTIVE PLAN****PERFORMANCE STOCK UNIT GRANT****SUBSEQUENT DEFERRAL ELECTION FORM****PART A. TIME OF DISTRIBUTION**

I, \_\_\_\_\_, (the "Participant") hereby irrevocably elect to have all of the Performance Units, plus corresponding dividend equivalents, (the "Deferred Units") that I earn under the Company's 2012 Long Term Incentive Plan (the "2012 LTIP") under my Performance Stock Unit Grants, each dated as of February 23, 2012, (collectively, the "Grants") under the American Water Works Company, Inc. 2007 Omnibus Equity Compensation Plan (the "Plan") that would have been distributed by American Water Works Company, Inc. to me on January 1, 2015 (the "Distribution Date"), instead be distributed to me on the deferred date designated below (the "Deferred Date"), which date must be at least five (5) years later than the Distribution Date, and this election is at least twelve (12) months prior to the Distribution Date (to make this deferral election you must defer all of the Performance Units you earn under the 2012 LTIP, plus corresponding dividend equivalents, meaning there is no partial deferral):

<b>Number of Earned Performance Units, and Dividend Equivalents, under the Grants to be Further Deferred (All Must Be Deferred)</b>	<b>Original Distribution Date (Election Must Be Made at Least 12 Months Prior to the <u>Distribution Date</u>)</b>	<b>Deferred Date (Must be a calendar year that is at least five years later than the <u>Original Distribution Date</u>)</b>
100%	January 1, 2015	

**PART B. ACKNOWLEDGMENT**

I understand and expressly agree that (i) the Deferred Date for the Deferred Units shall be the date I specified in Part A above (which is a date that is at least five (5) years later than the original Distribution Date), and (ii) I will not be entitled to receive distribution of the Deferred Units on an earlier date, except in the event the Change of Control Date (as defined in the Grants) occurs prior to the Deferred Date. I also understand and expressly agree that this deferral election is irrevocable, is being made at least twelve (12) months prior to the original Distribution Date, and shall not take effect until twelve (12) months after the date on which I make this election. I further understand and agree that the terms and conditions of the Grants and the Plan are hereby incorporated into this form. Lastly, I understand and agree that this deferral election applies to 100% of the Performance Units, and corresponding dividend equivalents, that I earn under the 2012 LTIP pursuant to the Grants.

**PARTICIPANT SIGNATURE**

Participant: \_\_\_\_\_

Date: \_\_\_\_\_

Receipt Acknowledged:

By: \_\_\_\_\_

Title: \_\_\_\_\_

Date: \_\_\_\_\_




**Kentucky American Water****Response to PSC First Request for Information, Item 18 B****KAW\_R\_PSCDR2\_NUM18B\_012313****Kentucky American Employees Eligible to Participate in the Incentive Pay Program**

<b>Line No.</b>	<b>Employee Number</b>	<b>Job Title</b>	<b>Exempt? (Y/N)</b>
1	50594281	Specialist HR Business Partner	Y
2	50085740	VP Operations (Large)	Y
3	3000204	President (Large States)	Y
5	50299154	Supvr Storeroom	Y
7	12000035	Mgr Ext Affairs (State)	Y
10	50502017	Specialist Corporate Comm	Y
11	50657063	Project Mgr Engr	Y
16	50285333	Sr Project Engr	Y
19	99999999	Project Mgr Engr	Y
66	50480389	Mgr Field Operations	Y
70	12000100	Supvr Field Operations	Y
71	12000127	Supvr Field Operations	Y
72	12000073	Supvr Field Operations	Y
73	12000096	Supvr Field Operations	Y
74	12000156	Supvr Field Operations	Y
87	50645397	Spec Wtr Qlty & Env Compl II	Y
88	12000038	Spec Wtr Qlty & Env Compl II	Y
90	12004012	Supt Wtr Qlty & Envrn Cmpl	Y
96	50273918	Supt Opns II	Y
100	12000142	Supvr Production	Y
101	50444296	Supvr Production	Y
123	50477770	Supvr Production	Y
130	99999999	Supt Opns II	Y

Kentucky American Water Company  
Data Request PSC 1-18 part c  
Incentive Plan Payments

Employee #	Employee Name	BU #	Job Title	2008 (1)		2009	2010	2011		2012		2013 (2)		Forecast Test Year	
				AIP	LTIP			AIP	LTIP	AIP	LTIP	AIP	LTIP	AIP	LTIP



Kentucky American Water Company  
 Data Request PSC 1-18 part c  
 Incentive Plan Payments

Employee #	Employee Name	BU #	Job Title	2008 (1)		Ret/Comp	2009		2010		2011		2012		2013 (2)		Forecast Test Year	
				AIP	LTIP		AIP	AIP	AIP	AIP	AIP	LTIP	AIP	LTIP	AIP	LTIP	AIP	LTIP



Note: (1): AIP for a calendar year is paid in March of the following year, for example the 2008 AIP was paid in March of 2009.  
 (2): Schedule will be updated when the 2012 AIP payment is made in March 2013.  
 (3): Schedule includes only KAW employees while they are employed by KAW and not by AWWSC or other affiliates.

**Kentucky American Water Company**  
**Data Request PSC 1-18 part d**  
**Incentive History**

		2008 (1)	2009	2010	2011	2012	2013 (2)
<b>Actual</b>	AIP	278,428	245,403	312,153	401,308	464,678	
	LTIP	186,077	-	-	5,310	25,297	
	Total Incentive	464,505	245,403	312,153	406,617	489,975	-
<b>Budget</b>	AIP	243,598	354,238	366,355	368,786	335,941	360,912
	LTIP	186,077	-	-	25,848	27,336	79,752
	Total Incentive	429,675	354,238	366,355	394,634	363,277	440,664
	<b>Variance</b>	34,830	(108,835)	(54,202)	11,983	126,698	n/a
	<b>Variance</b>	8%	-31%	-15%	3%	35%	
	<b>Explanation #</b>	1	2	3	4	5	

Note: (1): AIP for a calendar year is paid in March of the following year, for example the 2008 AIP was paid in March of 2009.

(2): Schedule will be updated when the 2012 AIP payment is made in March 2013.

**Explanations:**

- 1 The 2008 AIP payment (for AIP earned in 2007) was over the Plan by \$34,830. This increase in the Plan level of AIP was related to further transfer of five AWWSC employees to KAWC because they were caharging at least 90% of their time to KAWC. The increase in the AIP payment over the Plan was related to several promotions that occurred during the year, and an increase in the salary band (AIP % available) to the President of KAWC.
- 2 The 2009 budget reflected the AIP for Mr. Rowe at KAW, and did not recognize his shift to a new position at AWWSC. In addition, the timing of hiring a number of employees resulted in them not receiving AIP or only receiving a pro-rata share based on their hiring date.
- 3 The 2010 award was lower due to a number of vacancies during the year.
- 4 The 2011 award was essentially on budget for the year. Higher levels of AIP award due to excellent performance by the company was offset by lower than budget LTIP award.
- 5 The 2012 AIP was substantially over plan due to a significant level of high performance on operating metrics including customer satisfaction, environmental protection and sustainability, and employee safety.

**KENTUCKY-AMERICAN WATER COMPANY**  
**CASE NO. 2012-00520**  
**COMMISSION STAFF'S FIRST REQUEST FOR INFORMATION**

---

**Witness:**     **Melissa L. Schwarzell**

- 19.**    a.     Provide complete details of each early retirement plan and employee- reduction program that Kentucky-American or American Water Works Company (“American Water”) intends to offer to its employees during the base period and the forecasted test period.
- b.     For each program listed above, provide all cost-benefit analyses or studies upon which the program is based.

**Response:**

- a.     Neither Kentucky-American nor American Water Works Company has offered or intends to offer any type of early retirement plan or other employee reduction program to its employees during the base period and forecasted test period.
- b.     Not applicable.

For the electronic version, refer to KAW\_R\_PSCDR1\_NUM19\_012313.pdf.

**KENTUCKY-AMERICAN WATER COMPANY**  
**CASE NO. 2012-00520**  
**COMMISSION STAFF'S FIRST REQUEST FOR INFORMATION**

---

**Witness:**     **Melissa L. Schwarzell**

- 20.**    a.    List all fringe or other employee benefits available to Kentucky-American employees and indicate which benefits, if any, are limited to management employees.
- b.    For each benefit listed above, state the expected cost of each benefit in the base period and the forecasted test period and its historical cost for each of the two years preceding the base period.
- c.    List each change in fringe or other employee benefits or the availability of such benefits that has occurred within two years of the start of the base period.

**Response:**

- a.       Benefits available to Kentucky American employees include: 1) Group Health Coverage; 2) Group Dental Coverage; 3) Prescription Drug Coverage; 4) Group Vision Coverage; 5) Group Term Life Insurance, 6) Voluntary Group Term Life Insurance for Employee, Spouse and Children (additional contribution required); 7) Employee Assistance Plan; and 8) Disability Income Plan (Short Term). For details of these benefits please see attachments to the response to Item 24 of this same data request.

Also available to Kentucky American employees: 9) Defined Benefit Pension Plan (eligibility requirements apply); 10) Post Retirement Health Care Plan (eligibility requirements apply); 11) Defined Contribution Pension Plan (for employees not eligible for Defined Benefit Plan); 12) 401K Company Match; 13) Paid time off (vacation, holiday, sick time, etc. which varies depending on years of service); 14) Paid Holidays (varies depending on subsidiary company and on union contract if union); 15) Education Assistance Plan; 16) A "Reserved Share" program for all employees and retirees as a part of the Initial Public Offering undertaken by American Water Works Company, Inc. in April, 2008 and an 17) Employee Stock Purchase Plan.

There are also two Incentive Plans for which certain employees are eligible. The Annual Incentive Plan is available to all exempt salaried employees, and a Long Term Incentive Plan, for which only key salaried employees are eligible. Finally an Employee Stock Plan was initiated in conjunction with the 2008 Initial Public Offering of publicly traded equity of American Water Works Company, Inc.

b.	2010	2011	Base Period	Forecast
Group Insurance	\$1,311, 217	\$1,173,186	\$1,275,452	\$1,418,443
Pensions	1,100,043	923,431	1,025,878	983,207
OPEB's	934,254	636,155	689,064	691,061
401(k)	122,122	129,589	124,791	135,635
Incentive Plan	360,174	574,360	276,916	349,221
DCP	119,782	145,948	157,976	170,708
Retirees Med Oper Ex	11,044	8,490	6,926	8,498
ESPP	3,774	8,658	11,968	10,560

c. Benefit changes and availability within the past 2 years are:

▪ **Effective Jan. 2011**

**Medical Benefits:**

- Eliminated Standard PPO, Premium PPO and EPO and replaced them with a new PPO.
- Increased out-of-pocket maximum
- Change in co-insurance to: 80% in-network and 20% out-of-network
- Increased premium costs
- Changed from co-pay for mail order prescriptions to co-insurance
- Dental/Vision plan no longer included with medical plan for non-union employees
- No co-insurance for generic prescriptions
- Eliminated cash credit for the opt-out option available to union employees
- Removed limit on lifetime limit for hospice care

**Dental coverage:**

- Higher annual maximum limit
- Eliminated orthodontia for adults
- Major service benefit coinsurance changed from 80% to 50% coverage
- Change in premium costs

**Health Care Reform Changes**

- Age 26 limit for dependent children
- Health Care Flexible Spending Account – no longer includes over-the-counter medications without a prescription from the physician
- Enhanced preventive care

**Other Enhancements**

- Same-sex domestic partner coverage and same-sex domestic partner children coverage for medical/prescription, dental/vision, voluntary life insurance
  - Short Term Disability Benefits
    - the benefit amount is now 70% (union population only)
    - maximum period is up to 52 weeks
  - Savings Plan limits changed to coincide with revised IRS limits
  - Employee Stock Purchase Plan expanded to union population
- **Changes Effective in 2012**
- Change in disability vendor from Aetna to MetLife
  - Change in premium costs for medical/prescription, dental/vision and supplemental life insurance
  - Increase in out-of-pocket maximum for medical coverage
  - Changes to Savings Plan investment options
  - Savings Plan limits changed to coincide with revised IRS limits

For the electronic version, refer to KAW\_R\_PSCDR1\_NUM20\_012313.pdf.



**KENTUCKY-AMERICAN WATER COMPANY  
CASE NO. 2012-00520  
COMMISSION STAFF'S FIRST REQUEST FOR INFORMATION**

---

**Witness:** Melissa Schwarzell

- 21.** List separately the budgeted and actual number of full- and part-time employees by employee group, by month and by year, for the five years immediately preceding the base period, the base period, and the forecasted period.

**Response:**

Please refer to the attached schedules.

For the electronic version, see KAW\_R\_PSCDR1\_NUM21\_012313.pdf.

Kentucky American Water Company Case No.  
 PSC DR1#21  
 Water employees only  
 Note: All employees are full-time

**FORECAST YEAR**

	2014												
	August	September	October	November	December	January	February	March	April	May	June	July	
Actual	Budget	Actual	Budget	Actual	Budget	Actual	Budget	Actual	Budget	Actual	Budget	Actual	Budget
Production	46	46	46	46	46	46	46	46	46	46	46	46	46
Distribution	71	71	71	71	71	71	71	71	71	71	71	71	71
Admin & General	22	22	22	22	22	22	22	22	22	22	22	22	22
	139	139	139	139	139	139	139	139	139	139	139	139	139

**BASE YEAR**

	2013												
	April (ACT)	May (ACT)	June (ACT)	July (ACT)	August (ACT)	September (ACT)	October (ACT)	November (ACT)	December (BUD)	January (BUD)	February (BUD)	March (BUD)	
Actual	Budget	Actual	Budget	Actual	Budget	Actual	Budget	Actual	Budget	Actual	Budget	Actual	Budget
Production	43	53	41	53	41	53	42	53	53	46	46	46	46
Distribution	69	70	68	70	67	70	65	70	70	71	71	71	71
Admin & General	27	23	21	23	20	23	20	23	23	22	22	22	22
	139	146	130	146	128	146	127	146	146	139	139	139	139

**5 Years Prior to Base**

	2012												
	April	May	June	July	August	September	October	November	December	January	February	March	
Actual	Budget	Actual	Budget	Actual	Budget	Actual	Budget	Actual	Budget	Actual	Budget	Actual	Budget
Production	43	44	43	44	43	44	42	44	44	43	41	53	41
Distribution	74	81	73	81	77	81	71	81	71	81	70	72	70
Admin & General	25	27	25	27	25	27	25	27	24	24	23	23	23
	142	152	144	152	139	152	138	152	139	152	146	146	146

	2011												
	April	May	June	July	August	September	October	November	December	January	February	March	
Actual	Budget	Actual	Budget	Actual	Budget	Actual	Budget	Actual	Budget	Actual	Budget	Actual	Budget
Production	37	44	39	44	40	44	40	44	43	44	43	44	44
Distribution	80	81	80	81	77	81	78	81	78	81	75	81	73
Admin & General	28	27	29	27	25	27	25	27	25	27	26	27	26
	145	152	148	152	142	152	145	152	146	152	144	152	142

	2010												
	April	May	June	July	August	September	October	November	December	January	February	March	
Actual	Budget	Actual	Budget	Actual	Budget	Actual	Budget	Actual	Budget	Actual	Budget	Actual	Budget
Production	35	38	36	37	34	37	34	38	33	33	34	42	36
Distribution	79	80	80	81	80	82	80	82	81	79	81	75	81
Admin & General	23	26	23	26	23	27	24	27	25	27	25	27	28
	137	144	138	144	139	146	137	146	137	147	137	150	139

	2009												
	April	May	June	July	August	September	October	November	December	January	February	March	
Actual	Budget	Actual	Budget	Actual	Budget	Actual	Budget	Actual	Budget	Actual	Budget	Actual	Budget
Production	31	36	30	36	32	36	32	36	34	36	34	38	35
Distribution	78	82	78	81	77	81	80	82	79	81	80	79	80
Admin & General	26	24	26	26	25	26	26	26	25	26	25	26	25
	135	144	132	144	134	143	138	144	139	144	138	144	139

	2008												
	April	May	June	July	August	September	October	November	December	January	February	March	
Actual	Budget	Actual	Budget	Actual	Budget	Actual	Budget	Actual	Budget	Actual	Budget	Actual	Budget
Production	31	36	32	36	32	36	32	36	32	36	31	36	31
Distribution	78	77	80	77	78	79	77	78	77	78	77	82	79
Admin & General	24	21	24	21	24	21	24	21	23	20	24	26	26
	133	134	136	134	134	135	134	133	133	133	144	144	136

**KENTUCKY-AMERICAN WATER COMPANY  
CASE NO. 2012-00520  
COMMISSION STAFF'S FIRST REQUEST FOR INFORMATION**

---

**Witness:**      **Melissa L. Schwarzell**

- 22.**      Provide a detailed description of each Other Post-retirement Employee Benefits package that Kentucky-American or American Water provides to Kentucky-American employees.

**Response:**

Please see attached Summary Descriptions for Post Retirement benefits provided to eligible Kentucky American employees through the American Water Retiree Welfare Plan.

For the electronic version, refer to KAW\_R\_PSCDR1\_NUM22\_012313.pdf.



AMERICAN WATER

1025 Laurel Oak Road  
Voorhees, NJ 08043  
[www.amwater.com](http://www.amwater.com)

October 19, 2012

Dear American Water Retiree,

The 2013 healthcare open enrollment period for retirees will begin on Oct. 22, 2012 and extend through Nov. 16, 2012.

I am pleased to share with you information about the 2013 American Water health benefits plan. Enclosed you will find all you need to make informed decisions on the best coverage for you and your eligible dependents. The plan is similar to last year's plan. One change to note this year is the ability for retirees 65 and older to add eligible children up to the age of 26.

The health plan at American Water is better than the average plan found today in the utility industry and provides a balance between highly competitive benefits and reasonable cost sharing. We urge you to take steps to be part of the solution for a healthier future to help control health care costs. Some services that could help you and the company are available through Horizon's website at [www.horizonblue.com/nationalaccounts](http://www.horizonblue.com/nationalaccounts). We encourage you to use this website to access generic vs. brand drug alternatives.

**If you are making changes to benefits you are currently enrolled in you must contact the HR Service Center toll free at 1.866.777.8426, Option 2 no later than Nov. 16, 2012.**

More information regarding your health benefits and monthly contribution rates are illustrated on the enclosed Health Plan Fact Sheet.

### Notices

Information is attached concerning our annual obligation to provide notice as required under federal law, including a notice about Medicare Part D and a Summary of Benefits and Coverage.

**Medicare Part D** – with this letter, we have included information for you if you or one of your dependents are eligible for Medicare – (e.g.: are age 65 or about to turn age 65). The attached Notice of Creditable Coverage is about Medicare Part D's prescription drug benefit. You will likely find that your American Water retiree medical plan provides more generous prescription drug benefits than Part D and you should not take any action during the Medicare Part D enrollment period. **If you do enroll in Part D, you will lose your comprehensive American Water medical and prescription drug coverage.**

**ID Cards**

You will not receive a new ID card unless a change is made to the coverage you are currently enrolled in.

**Please Note:**

If you do not want to make any changes, your current elections will remain the same. If you would like to add or remove a dependent, change plans, or cancel coverage, please contact the HR Service Center toll free at 1.866.777.8426, Option, 2 no later than Nov. 16, 2012.

After Open Enrollment, you will only be able to make changes to your benefits if you experience a qualified family status change and notify the Benefits Service Center within 31 days of the status change.

**What Do You Need To Do**

Decide if you want to make changes to your current coverage. Please see options you may have on the enclosed Health Plan Fact Sheet. If so, please contact the HR Service Center toll free at 1.866.777.8426, Option 2 no later than Nov. 16, 2012.

Sincerely,



Deborah L. Krauss-Kelleher

# 2013 Health Plan Fact Sheet

## Health Plan Contribution Rates – as of January 1, 2013

Age at Retirement	Single	Two or More Participants
<b>55</b>	\$149.50	\$227.00
<b>56</b>	\$139.50	\$217.00
<b>57</b>	\$129.50	\$207.00
<b>58</b>	\$119.50	\$197.00
<b>59</b>	\$109.50	\$187.00
<b>60 – 61</b>	\$99.50	\$177.00
<b>62 -64</b>	\$49.50	\$127.00

### Retirees Age 65 or Older

Please review the attached chart, which provides a summary of the services and reimbursements allowed under the American Water Medicare Supplement Plan. The American Medicare Supplement Plan is administered by Horizon Blue Cross Blue Shield of New Jersey.

Contribution rates are based on the retiree’s age, even if your dependent is under age 65. Your contribution rates for 2013 remain the same. Refer to the chart below to determine your cost.

Retiree only	\$50
Retiree plus Spouse	\$100
Retiree plus Family	\$125

### Reminder:

- Individuals under the age of 65 are eligible to participate in the PPO Plan
- Individuals age 65 and over however, are eligible to participate in the Medicare Supplemental Plan
- Eligible children include children under the age of 26
- Individuals age 65 and over are not eligible to participate in the dental plan
- ID cards will only be mailed to retirees who have made changes to their elections
- If you have questions or want to make changes to your current elections you must contact the HR Service Center at 1.866.777.8426, Option 2.

- **After Open Enrollment you will only be able to make changes to your benefits if you experience a qualified family status change and notify the HR Service Center within 31 days of the status change.**
  
- **Changes you can make to your elections include:**
  - Decline coverage
  - Add / remove a spouse
  - Add / remove a dependent child
  
- **Verification is required when adding dependents**
  - **For Dependent Spouse** – you must provide a marriage certificate and a current tax return showing “married filing jointly or married filing separately.
  - **For Dependent Children** – For each dependent child under the age of 26, you will be required to provide a birth certificate. If the dependent is not your natural born child, you will be required to submit additional documentation.

## **Important Notices Regarding Your Rights Under Federal Law** **Oct. 1, 2012**

### **Women's Health and Cancer Rights Act**

The Women's Health and Cancer Rights Act requires group health plans that provide coverage for mastectomies to also cover reconstructive surgery and prosthesis following mastectomies.

All medical plan options are in compliance with this law. The law mandates that a member receiving benefits for a medically necessary mastectomy who elects breast reconstruction after the mastectomy will also receive coverage for:

- Reconstruction of the breast on which the mastectomy has been performed.
- Surgery and reconstruction of the other breast to produce a symmetrical appearance.
- Prosthesis.
- Treatment of the physical complications of all stages of mastectomy, including lymphedemas.

This coverage will be provided in consultation with the attending physician and the patient, and will be subject to the same annual deductibles and coinsurance that apply for the mastectomy.

If you have any questions about coverage of mastectomies or reconstructive surgery, please contact the Horizon Member Services number on the back of your Horizon BC/BS ID card.

### **Special Enrollment Notice**

If you are declining enrollment for yourself or your dependents (including your spouse) because of other health insurance or group health plan coverage, you may be able to enroll yourself and your dependents in the American Water health plans if you or your dependents lose eligibility for that other coverage (or if the employer stops contributing toward your or your dependents' other coverage). However, you must request enrollment within 31 days after your or your dependents' other coverage ends (or after the employer stops contributing toward the other coverage).

In addition, if you have a new dependent as a result of marriage, birth, adoption or placement for adoption, you may be able to enroll yourself and your dependents. However, you must request enrollment within 31 days after the marriage, birth, adoption or placement for adoption.

Effective April 1, 2009, if either of the following two events occur, you will have *60 days* from the date of the event to request enrollment in your employer's plan:

- Your dependents lose Medicaid or CHIP coverage because they are no longer eligible.
- Your dependents become eligible for a state's premium assistance program.

To request special enrollment or obtain more information, contact the HR Service Center at 1 866 777 – 8426, Option 2.

### **New Dependent Child Eligibility Rule**

As a result of Health Care Reform legislation, individuals whose coverage ended, or who were denied coverage (or were not eligible for coverage), because the availability of dependent coverage of children ended before attainment of age 26 are eligible to enroll in American Water health care benefits.

Individuals may request enrollment for such children for 30 days from the date of this notice. Enrollment will be effective Jan. 1, 2013. For more information, contact the HR Service Center at 1-866-777-8426, Option 2.



**Plan Documents Govern**

This benefit guide highlights some important information about these benefit plans. If a question ever arises concerning the nature and extent of the benefits under any of the plans described here, the terms of the plans as described in the actual legal documents will always govern.

**Medicare Part D Notice of Creditable Coverage for Employees Over 65 Still Actively at Work**

If you are actively at work at age 65 or older and you then retire and become Medicare-eligible, you must call the Benefits Service Center to request a Notice of Creditable Coverage to avoid the Medicare Part D late enrollment fee.

**Continuing Coverage**

If your coverage or a dependent's coverage is terminated during the year, you may be able to continue some benefits coverage as provided for under a federal law known as the Consolidated Omnibus Reconciliation Act of 1986 (COBRA), as amended. A separate notice is provided to all employees and spouse once coverage begins, and an additional copy will be provided on request. For detailed information on COBRA, please refer to the American Water Summary Plan Description.

**Patient Protection Notice**

American Water's Medical Plan generally allows the designation of a primary care provider. You have the right to designate any primary care provider who participates in your medical plan's network and who is available to accept you or your family members.

In addition, you do not need prior authorization from your medical plan or from any other person, including a primary care provider, to obtain access to obstetrical or gynecological care from a health care professional in your network who specializes in obstetrics or gynecology. The health care professional, however, may be required to comply with certain procedures, including obtaining prior authorization for certain services, following a pre-approved treatment plan or following procedures for making referrals.

For information on primary care providers and health care professionals who specialize in obstetrics or gynecology in your medical plan's network is available, contact your Medical Plan's customer service center or visit their website for information on in-network providers.

**Important Notice from American Water for Employees and Dependents  
Eligible for Medicare About Your Prescription Drug Coverage and Medicare  
Annual Notice of Creditable Coverage**

Please read this notice carefully and keep it where you can find it. This notice has information about your current prescription drug coverage with American Water and about your options under Medicare's prescription drug coverage. This information can help you decide whether or not you want to join a Medicare drug plan. If you are considering joining, you should compare your current coverage, including which drugs are covered at what cost, with the coverage and costs of the plans offering Medicare prescription drug coverage in your area. Information about where you can get help to make decisions about your prescription drug coverage is at the end of this notice.

There are two important things you need to know about your current coverage and Medicare's prescription drug coverage:

1. Medicare prescription drug coverage became available in 2006 to everyone with Medicare. You can get this coverage if you join a Medicare Prescription Drug Plan or join a Medicare Advantage Plan (like an HMO or PPO) that offers prescription drug coverage. All Medicare drug plans provide at least a standard level of coverage set by Medicare. Some plans may also offer more coverage for a higher monthly premium.
2. American Water has determined that the prescription drug coverage offered by the Group Insurance Plan for Employees of American Water Works Co. Inc. and Its Designated Subsidiaries is, on average for all plan participants, expected to pay out at least as much as standard Medicare prescription drug coverage pays and is therefore considered Creditable Coverage. Because your existing coverage is Creditable Coverage, you can keep this coverage and not pay a higher premium (a penalty) if you later decide to join a Medicare drug plan.

**When Can You Join A Medicare Drug Plan?**

You can join a Medicare drug plan when you first become eligible for Medicare and each year from November 15<sup>th</sup> through December 31<sup>st</sup>.

However, if you lose creditable prescription drug coverage, through no fault of your own, you will be eligible for a two (2) month Special Enrollment Period (SEP) to join a Medicare Drug plan. *In addition, if you lose or decide to leave American Water's coverage, you will be eligible to join a Part D plan at that time using an Employer Group Special Enrollment Period.*

**What Happens to Your Current Coverage if You Decide to Join a Medicare Drug Plan?**

If you decide to join a Medicare drug plan, your American Water coverage will be affected. See below for more information about what happens to your current coverage if you join a Medicare drug plan.

If you do decide to join a Medicare drug plan and drop your American Water coverage, be aware that you and your dependents will not be able to get this coverage back until the next year, provided you are still employed.

**When Will You Pay a Higher Premium (Penalty) to Join a Medicare Drug Plan?**

You should also know that if you drop or lose your coverage with American Water and don't join a Medicare drug plan within 63 continuous days after your current coverage ends, you may pay a higher premium (a penalty) to join a Medicare drug plan later.

If you go 63 continuous days or longer without creditable prescription drug coverage, your monthly premium may go up by at least 1% of the Medicare base beneficiary premium per month for every month that you did not have that coverage. For example, if you go nineteen months without creditable coverage, your premium may consistently be at least 19% higher than the Medicare base beneficiary premium. You may have to pay this higher premium (a penalty) as long as you have Medicare prescription drug coverage. In addition, you may have to wait until the following November to join.

**For More Information About This Notice or Your Current Prescription Drug Coverage ...**

Contact the Benefits Service Center at 866-888-8269. **NOTE:** You also may request a copy of this notice at any time.

**For More Information About Your Options Under Medicare Prescription Drug Coverage**

More detailed information about Medicare plans that offer prescription drug coverage is in the "Medicare & You" handbook. You'll get a copy of the handbook in the mail every year from Medicare. You may also be contacted directly by Medicare drug plans.

For more information about Medicare prescription drug coverage:

- Visit [www.medicare.gov](http://www.medicare.gov)
- Call your State Health Insurance Assistance Program (see the inside back cover of your copy of the "Medicare & You" handbook for their telephone number) for personalized help,
- Call 1-800-MEDICARE (1-800-633-4227). TTY users should call 1-877-486-2048.

If you have limited income and resources, extra help paying for Medicare prescription drug coverage is available. For information about this extra help, visit Social Security on the Web at [www.socialsecurity.gov](http://www.socialsecurity.gov), or call the department at 1-800-772-1213 (TTY 1-800-325-0778).

**Remember: Keep this Creditable Coverage notice. If you decide to join one of the Medicare drug plans, you may be required to provide a copy of this notice when you join to show whether or not you have maintained creditable coverage and, therefore, whether or not you are required to pay a higher premium (a penalty).**

Date:	Oct. 1, 2012
Name of Entity/Sender:	American Water
Contact Office:	HR Service Center
Address:	1025 Laurel Oak Road, Voorhees, NJ 08043
Phone Number:	866-877-8426, Option 2

## Premium Assistance Under Medicaid and the Children's Health Insurance Program (CHIP)

If you or your children are eligible for Medicaid or CHIP and you are eligible for health coverage from your employer, your state may have a premium assistance program that can help pay for coverage. These states use funds from their Medicaid or CHIP programs to help people who are eligible for these programs, but also have access to health insurance through their employer. If you or your children are not eligible for Medicaid or CHIP, you will not be eligible for these premium assistance programs.

If you or your dependents are already enrolled in Medicaid or CHIP and you live in a state listed below, you may contact your state Medicaid or CHIP office to find out if premium assistance is available.

If you or your dependents are NOT currently enrolled in Medicaid or CHIP, and you think you or any of your dependents might be eligible for either of these programs, you may contact your state Medicaid or CHIP office or dial **1-877-KIDS NOW** or visit **www.insurekidsnow.gov** to find out how to apply. If you qualify, you may ask the state if it has a program that might help you pay the premiums for an employer-sponsored plan.

Once it is determined that you or your dependents are eligible for premium assistance under Medicaid or CHIP, as well as eligible under your employer plan, your employer must permit you to enroll in your employer plan if you are not already enrolled. This is called a "special enrollment" opportunity, and **you must request coverage within 60 days of being determined eligible for premium assistance**. If you have questions about enrolling in your employer plan, you may contact the Department of Labor electronically at [www.askebsa.dol.gov](http://www.askebsa.dol.gov) or by calling toll-free 1-866-444-EBSA (3272).

**If you live in one of the following states, you may be eligible for assistance paying your employer health plan premiums. The following list of states is current as of July 31, 2012. You should contact your state for further information on eligibility:**

<b>ALABAMA – Medicaid</b>	<b>COLORADO – Medicaid</b>
Website: <a href="http://www.medicaid.alabama.gov">http://www.medicaid.alabama.gov</a> Phone: 1-855-692-5447	Medicaid Website: <a href="http://www.colorado.gov/">http://www.colorado.gov/</a> Medicaid Phone (In state): 1-800-866-3513 Medicaid Phone (Out of state): 1-800-221-3943
<b>ALASKA – Medicaid</b>	
Website: <a href="http://health.hss.state.ak.us/dpa/programs/medicaid/">http://health.hss.state.ak.us/dpa/programs/medicaid/</a> Phone (Outside of Anchorage): 1-888-318-8890 Phone (Anchorage): 907-269-6529	
<b>ARIZONA – CHIP</b>	<b>FLORIDA – Medicaid</b>
Website: <a href="http://www.azahcccs.gov/applicants">http://www.azahcccs.gov/applicants</a>  Phone (Outside of Maricopa County): 1-877-764-5437 Phone (Maricopa County): 602-417-5437	Website: <a href="https://www.flmedicaidtprecovery.com/">https://www.flmedicaidtprecovery.com/</a> Phone: 1-877-357-3268
	<b>GEORGIA – Medicaid</b>
	Website: <a href="http://dch.georgia.gov/">http://dch.georgia.gov/</a> Click on Programs, then Medicaid, then Health Insurance Premium Payment (HIPP) Phone: 1-800-869-1150

<p align="center"><b>IDAHO – Medicaid and CHIP</b></p> <p>Medicaid Website: <a href="http://www.accesstohealthinsurance.idaho.gov">www.accesstohealthinsurance.idaho.gov</a>  Medicaid Phone: 1-800-926-2588  CHIP Website: <a href="http://www.medicaid.idaho.gov">www.medicaid.idaho.gov</a>  CHIP Phone: 1-800-926-2588</p>	<p align="center"><b>MONTANA – Medicaid</b></p> <p>Website: <a href="http://medicaidprovider.hhs.mt.gov/clientpages/clientindex.shtml">http://medicaidprovider.hhs.mt.gov/clientpages/clientindex.shtml</a>  Phone: 1-800-694-3084</p>
<p align="center"><b>INDIANA – Medicaid</b></p> <p>Website: <a href="http://www.in.gov/fssa">http://www.in.gov/fssa</a>  Phone: 1-800-889-9949</p>	<p align="center"><b>NEBRASKA – Medicaid</b></p> <p>Website: <a href="http://www.ACCESSNebraska.ne.gov">www.ACCESSNebraska.ne.gov</a>  Phone: 1-800-383-4278</p>
<p align="center"><b>IOWA – Medicaid</b></p> <p>Website: <a href="http://www.dhs.state.ia.us/hipp/">www.dhs.state.ia.us/hipp/</a>  Phone: 1-888-346-9562</p>	<p align="center"><b>NEVADA – Medicaid</b></p> <p>Medicaid Website: <a href="http://dwss.nv.gov/">http://dwss.nv.gov/</a>  Medicaid Phone: 1-800-992-0900</p>
<p align="center"><b>KANSAS – Medicaid</b></p> <p>Website: <a href="http://www.kdheks.gov/hcf/">http://www.kdheks.gov/hcf/</a>  Phone: 1-800-792-4884</p>	
<p align="center"><b>KENTUCKY – Medicaid</b></p> <p>Website: <a href="http://chfs.ky.gov/dms/default.htm">http://chfs.ky.gov/dms/default.htm</a>  Phone: 1-800-635-2570</p>	<p align="center"><b>NEW HAMPSHIRE – Medicaid</b></p> <p>Website:  <a href="http://www.dhhs.nh.gov/oi/documents/hippapp.pdf">http://www.dhhs.nh.gov/oi/documents/hippapp.pdf</a>  Phone: 603-271-5218</p>
<p align="center"><b>LOUISIANA – Medicaid</b></p> <p>Website: <a href="http://www.lahipp.dhh.louisiana.gov">http://www.lahipp.dhh.louisiana.gov</a>  Phone: 1-888-695-2447</p>	<p align="center"><b>NEW JERSEY – Medicaid and CHIP</b></p> <p>Medicaid Website: <a href="http://www.state.nj.us/humanservices/dmahs/clients/medicaid/">http://www.state.nj.us/humanservices/dmahs/clients/medicaid/</a>  Medicaid Phone: 1-800-356-1561  CHIP Website: <a href="http://www.njfamilycare.org/index.html">http://www.njfamilycare.org/index.html</a>  CHIP Phone: 1-800-701-0710</p>
<p align="center"><b>MAINE – Medicaid</b></p> <p>Website: <a href="http://www.maine.gov/dhhs/ofi/public-assistance/index.html">http://www.maine.gov/dhhs/ofi/public-assistance/index.html</a>  Phone: 1-800-977-6740  TTY 1-800-977-6741</p>	
<p align="center"><b>MASSACHUSETTS – Medicaid and CHIP</b></p> <p>Website: <a href="http://www.mass.gov/MassHealth">http://www.mass.gov/MassHealth</a>  Phone: 1-800-462-1120</p>	<p align="center"><b>NEW YORK – Medicaid</b></p> <p>Website: <a href="http://www.nyhealth.gov/health_care/medicaid/">http://www.nyhealth.gov/health_care/medicaid/</a>  Phone: 1-800-541-2831</p>
<p align="center"><b>MINNESOTA – Medicaid</b></p> <p>Website: <a href="http://www.dhs.state.mn.us/">http://www.dhs.state.mn.us/</a>  Click on Health Care, then Medical Assistance  Phone: 1-800-657-3629</p>	<p align="center"><b>NORTH CAROLINA – Medicaid</b></p> <p>Website: <a href="http://www.ncdhhs.gov/dma">http://www.ncdhhs.gov/dma</a>  Phone: 919-855-4100</p>
<p align="center"><b>MISSOURI – Medicaid</b></p> <p>Website:  <a href="http://www.dss.mo.gov/mhd/participants/pages/hipp.htm">http://www.dss.mo.gov/mhd/participants/pages/hipp.htm</a>  Phone: 573-751-2005</p>	<p align="center"><b>NORTH DAKOTA – Medicaid</b></p> <p>Website:  <a href="http://www.nd.gov/dhs/services/medicalserv/medicaid/">http://www.nd.gov/dhs/services/medicalserv/medicaid/</a>  Phone: 1-800-755-2604</p>



<b>OKLAHOMA – Medicaid and CHIP</b>	<b>UTAH – Medicaid and CHIP</b>
Website: <a href="http://www.insureoklahoma.org">http://www.insureoklahoma.org</a> Phone: 1-888-365-3742	Website: <a href="http://health.utah.gov/upp">http://health.utah.gov/upp</a> Phone: 1-866-435-7414
<b>OREGON – Medicaid and CHIP</b>	<b>VERMONT– Medicaid</b>
Website: <a href="http://www.oregonhealthykids.gov">http://www.oregonhealthykids.gov</a> <a href="http://www.hijosaludablesoregon.gov">http://www.hijosaludablesoregon.gov</a> Phone: 1-877-314-5678	Website: <a href="http://www.greenmountaincare.org/">http://www.greenmountaincare.org/</a> Phone: 1-800-250-8427
<b>PENNSYLVANIA – Medicaid</b>	<b>VIRGINIA – Medicaid and CHIP</b>
Website: <a href="http://www.dpw.state.pa.us/hipp">http://www.dpw.state.pa.us/hipp</a> Phone: 1-800-692-7462	Medicaid Website: <a href="http://www.dmas.virginia.gov/rcp-HIPP.htm">http://www.dmas.virginia.gov/rcp-HIPP.htm</a> Medicaid Phone: 1-800-432-5924 CHIP Website: <a href="http://www.famis.org/">http://www.famis.org/</a> CHIP Phone: 1-866-873-2647
<b>RHODE ISLAND – Medicaid</b>	<b>WASHINGTON – Medicaid</b>
Website: <a href="http://www.ohhs.ri.gov">www.ohhs.ri.gov</a> Phone: 401-462-5300	Website: <a href="http://hrsa.dshs.wa.gov/premiumpymt/Apply.shtm">http://hrsa.dshs.wa.gov/premiumpymt/Apply.shtm</a> Phone: 1-800-562-3022 ext. 15473
<b>SOUTH CAROLINA – Medicaid</b>	<b>WEST VIRGINIA – Medicaid</b>
Website: <a href="http://www.scdhhs.gov">http://www.scdhhs.gov</a> Phone: 1-888-549-0820	Website: <a href="http://www.dhhr.wv.gov/bms/">www.dhhr.wv.gov/bms/</a> Phone: 1-877-598-5820, HMS Third Party Liability
<b>SOUTH DAKOTA - Medicaid</b>	<b>WISCONSIN – Medicaid</b>
Website: <a href="http://dss.sd.gov">http://dss.sd.gov</a> Phone: 1-888-828-0059	Website: <a href="http://www.badgercareplus.org/pubs/p-10095.htm">http://www.badgercareplus.org/pubs/p-10095.htm</a> Phone: 1-800-362-3002
<b>TEXAS – Medicaid</b>	<b>WYOMING – Medicaid</b>
Website: <a href="https://www.gethipptexas.com/">https://www.gethipptexas.com/</a> Phone: 1-800-440-0493	Website: <a href="http://health.wyo.gov/healthcarefin/equalitycare">http://health.wyo.gov/healthcarefin/equalitycare</a> Phone: 307-777-7531

To see if any more states have added a premium assistance program since July 31, 2012, or for more information on special enrollment rights, you may contact either:

U.S. Department of Labor  
Employee Benefits Security Administration  
[www.dol.gov/ebsa](http://www.dol.gov/ebsa)  
1-866-444-EBSA (3272)

U.S. Department of Health and Human Services  
Centers for Medicare & Medicaid Services  
[www.cms.hhs.gov](http://www.cms.hhs.gov)  
1-877-267-2323, Ext. 61565

OMB Control Number 1210-0137 (expires 09/30/2013)

# American Water: Horizon BlueCard PPO

Coverage Period: 01/01/2013-12/31/2013

Summary of Benefits and Coverage: What this Plan Covers & What it Costs Coverage for: All Coverage Types | Plan Type: PPO



**This is only a summary.** If you want more detail about your coverage and costs, you can get the complete terms in the policy or plan document at [www.HorizonBlue.com](http://www.HorizonBlue.com) or by calling 1-800-355-2583.

Important Questions	Answers	Why this Matters:
What is the overall <u>deductible</u> ?	<b>\$200</b> person/ <b>\$600</b> family for out-of-network services . Doesn't apply to preventive care.	You must pay all the costs up to the <b>deductible</b> amount before this plan begins to pay for covered services you use. Check your policy or plan document to see when the <b>deductible</b> starts over (usually, but not always, January 1st). See the chart starting on page 2 for how much you pay for covered services after you meet the <b>deductible</b> .
Are there other <u>deductibles</u> for specific services?	No.	You don't have to meet <b>deductibles</b> for specific services, but see the chart starting on page 2 for other costs for services this plan covers.
Is there an <u>out-of-pocket limit</u> on my expenses?	Yes. For in-network providers <b>\$2,500</b> person/ <b>\$5,000</b> family. For out-of-network providers <b>\$5,000</b> person. The prescription coinsurance is included in the out-of-pocket.	The <b>out-of-pocket limit</b> is the most you could pay during a coverage period (usually one year) for your share of the cost of covered services. This limit helps you plan for health care expenses.
What is not included in the <u>out-of-pocket limit</u> ?	Premiums, deductible, balance-billed charges, penalties for failure to obtain pre-authorization for services, and health care this plan doesn't cover.	Even though you pay these expenses, they don't count toward the <b>out-of-pocket limit</b> .
Is there an overall annual limit on what the plan pays?	No.	The chart starting on page 2 describes any limits on what the plan will pay for <i>specific</i> covered services, such as office visits.
Does this plan use a network of providers?	Yes. For a list on in-network providers, see <a href="http://www.HorizonBlue.com">www.HorizonBlue.com</a> or call 1-888-556-5592.	If you use an in-network doctor or other health care <b>provider</b> , this plan will pay some or all of the costs of covered services. Be aware, your in-network doctor or hospital may use an out-of-network <b>provider</b> for some services. Plans use the term in-network, <b>preferred</b> , or participating for <b>providers</b> in their <b>network</b> . See the chart starting on page 2 for how this plan pays different kinds of <b>providers</b> .
Do I need a referral to see a <u>specialist</u> ?	No. You don't need a written referral to see a specialist.	You can see the <b>specialist</b> you choose without permission from this plan.
Are there services this plan doesn't cover?	Yes.	Some of the services this plan doesn't cover are listed on page 6. See your policy or plan document for additional information about <b>excluded services</b> .

Questions: Call 1-800-355-2583 or visit us at [www.HorizonBlue.com](http://www.HorizonBlue.com)

If you aren't clear about any of the underlined terms used in this form, see the Glossary. You can view the Glossary

at [www.dol.gov/ebsa/healthreform](http://www.dol.gov/ebsa/healthreform) or [www.cciio.cms.gov](http://www.cciio.cms.gov) to request a copy. 75892-0020, 0021, 0022, 0023, 0060-0068, all pkgs

# American Water: Horizon BlueCard PPO

Coverage Period: 01/01/2013-12/31/2013  
 Coverage for: **All Coverage Types** | Plan Type: **PPO**

## Summary of Benefits and Coverage: What this Plan Covers & What it Costs



- **Copayments** are fixed dollar amounts (for example, \$15) you pay for covered health care, usually when you receive the service.
- **Coinsurance** is *your* share of the costs of a covered service, calculated as a percent of the **allowed amount** for the service. For example, if the plan's **allowed amount** for an overnight hospital stay is \$1,000, your **coinsurance** payment of 20% would be \$200. This may change if you haven't met your **deductible**.
- The amount the plan pays for covered services is based on the **allowed amount**. If an out-of-network **provider** charges more than the **allowed amount**, you may have to pay the difference. For example, if an out-of-network hospital charges \$1,500 for an overnight stay and the **allowed amount** is \$1,000, you may have to pay the \$500 difference. (This is called **balance billing**.)
- This plan may encourage you to use **in-network providers** by charging you lower **deductibles**, **copayments** and **coinsurance** amounts.

Common Medical Event	Services You May Need	Your Cost If You Use an In-network Provider	Your Cost If You Use an Out-of-network Provider	Limitations & Exceptions
If you visit a health care provider's office or clinic	Primary care visit to treat an injury or illness	20% co-insurance	50% co-insurance after deductible	_____none_____
	Specialist visit	20% co-insurance	50% co-insurance after deductible	_____none_____
	Other practitioner office visit	20% co-insurance	50% co-insurance after deductible	_____none_____
If you have a test	Preventive care/screening/immunization	No charge	Not Covered	One per calendar year; subject to Horizon's Preventive Guidelines.
	Diagnostic test (x-ray, blood work)	20% co-insurance	50% co-insurance after deductible	_____none_____
	Imaging (CT/PET scans, MRIs)	20% co-insurance	50% co-insurance after deductible	_____none_____

Questions: Call 1-800-355-2583 or visit us at [www.HorizonBlue.com](http://www.HorizonBlue.com)

If you aren't clear about any of the underlined terms used in this form, see the Glossary. You can view the Glossary at [www.dol.gov/ebsa/healthreform](http://www.dol.gov/ebsa/healthreform) or [www.cciio.cms.gov](http://www.cciio.cms.gov) to request a copy.



# American Water: Horizon BlueCard PPO

Coverage Period: 01/01/2013-12/31/2013

Summary of Benefits and Coverage: What this Plan Covers & What it Costs

Coverage for: **All Coverage Types** | Plan Type: **PPO**

Common Medical Event	Services You May Need	Your Cost If You Use an In-network Provider	Your Cost If You Use an Out-of-network Provider	Limitations & Exceptions
<p>If you need drugs to treat your illness or condition</p> <p>More information about <b>prescription drug coverage</b> is available at <a href="http://www.HorizonBlue.com">www.HorizonBlue.com</a></p>	Generic drugs	No charge	No charge	Prior authorization may be required. Covers up to a 30 day supply (retail) and a 90 day supply (mail order).
	Preferred brand drugs	20% co-insurance	20% co-insurance	Prior authorization may be required. Covers up to a 30 day supply (retail) and a 90 day supply (mail order).
	Specialty drugs	At retail benefit in above applicable tiers	At retail benefit in above applicable tiers	Prior authorization may be required. Covers up to a 30 day supply (retail) and a 90 day supply (mail order).
<p>If you have outpatient surgery</p>	Facility fee (e.g., ambulatory surgery center)	20% co-insurance	50% co-insurance after deductible	_____none_____
	Physician/surgeon fees	20% co-insurance	50% co-insurance after deductible	_____none_____
<p>If you need immediate medical attention</p>	Emergency room services	20% co-insurance	20% co-insurance	Payment at the in-network level of benefits applies only to true medical emergencies and accidental injuries.
	Emergency medical transportation	20% co-insurance	20% co-insurance	_____none_____
	Urgent care	20% co-insurance	50% co-insurance after deductible	_____none_____
<p>If you have a hospital stay</p>	Facility fee (e.g., hospital room)	20% co-insurance	\$250 co-pay/ per confinement then 50% co-insurance after deductible	Requires pre approval; \$150 penalty applies for non-compliance.

Questions: Call 1-800-355-2583 or visit us at [www.HorizonBlue.com](http://www.HorizonBlue.com)

If you aren't clear about any of the underlined terms used in this form, see the Glossary. You can view the Glossary

at [www.dol.gov/ebsa/healthreform](http://www.dol.gov/ebsa/healthreform) or [www.cciio.cms.gov](http://www.cciio.cms.gov) to request a copy.

75892-0020, 0021, 0022, 0023, 0060-0068, all pkgs

# American Water: Horizon BlueCard PPO

Coverage Period: 01/01/2013-12/31/2013

Summary of Benefits and Coverage: What this Plan Covers & What it Costs Coverage for: All Coverage Types | Plan Type: PPO

Common Medical Event	Services You May Need	Your Cost If You Use an In-network Provider	Your Cost If You Use an Out-of-network Provider	Limitations & Exceptions
	Physician/surgeon fee	20% co-insurance	50% co-insurance after deductible	none
If you have mental health, behavioral health, or substance abuse needs	Mental/Behavioral health outpatient services	20% co-insurance	50% co-insurance after deductible	none
	Mental/Behavioral health inpatient services	20% co-insurance	\$250 co-pay/ per confinement then 50% co-insurance after deductible	Requires pre approval; \$150 penalty applies for non-compliance.
If you are pregnant	Substance use disorder outpatient services	20% co-insurance	50% co-insurance after deductible	none
	Substance use disorder inpatient services	20% co-insurance	\$250 co-pay/ per confinement then 50% co-insurance after deductible	Requires pre approval; \$150 penalty applies for non-compliance.
If you are pregnant	Prenatal and postnatal care	20% co-insurance	50% co-insurance after deductible	Prenatal and postnatal visits are included in the delivery charge.
	Delivery and all inpatient services	20% co-insurance	\$250 co-pay/ per confinement then 50% co-insurance after deductible	none

Questions: Call 1-800-355-2583 or visit us at [www.HorizonBlue.com](http://www.HorizonBlue.com)

If you aren't clear about any of the underlined terms used in this form, see the Glossary. You can view the Glossary

at [www.dol.gov/ebsa/healthreform](http://www.dol.gov/ebsa/healthreform) or [www.cciio.cms.gov](http://www.cciio.cms.gov) to request a copy.

75892-0020, 0021, 0022, 0023, 0060-0068, all pkgs

# American Water: Horizon BlueCard PPO

Coverage Period: 01/01/2013-12/31/2013

Summary of Benefits and Coverage: What this Plan Covers & What it Costs    Coverage for: **All Coverage Types** | Plan Type: **PPO**

Common Medical Event	Services You May Need	Your Cost If You Use an In-network Provider	Your Cost If You Use an Out-of-network Provider	Limitations & Exceptions
If you need help recovering or have other special health needs	Home health care	20% co-insurance	50% co-insurance after deductible	Limited to combined maximum of 120 days for in-network and out-of-network services; requires pre-approval; \$150 penalty applies for non-compliance.
	Rehabilitation services	20% co-insurance	\$250 co-pay/ per confinement then 50% co-insurance after deductible	Requires pre-approval; \$150 penalty applies for non-compliance.
	Habilitation services	20% co-insurance	\$250 co-pay/ per confinement then 50% co-insurance after deductible	Requires pre-approval; \$150 penalty applies for non-compliance.
	Skilled nursing care	20% co-insurance	50% co-insurance after deductible	Limited to combined maximum of 120 days for in-network and out-of-network services; requires pre-approval; \$150 penalty applies for non-compliance.
	Durable medical equipment	20% co-insurance	50% co-insurance after deductible	_____none_____
	Hospice service	20% co-insurance	50% co-insurance after deductible	Requires pre-approval; \$150 penalty applies for non-compliance.
	If your child needs dental or eye care	Eye exam	Not Covered	Not Covered
Glasses		Not Covered	Not Covered	_____none_____
Dental check-up		Not Covered	Not Covered	_____none_____

Questions: Call 1-800-355-2583 or visit us at [www.HorizonBlue.com](http://www.HorizonBlue.com)

If you aren't clear about any of the underlined terms used in this form, see the Glossary. You can view the Glossary at [www.dol.gov/ebsa/healthreform](http://www.dol.gov/ebsa/healthreform) or [www.cciio.cms.gov](http://www.cciio.cms.gov) to request a copy.

## Excluded Services & Other Covered Services:

**Services Your Plan Does NOT Cover** (This isn't a complete list. Check your policy or plan document for other excluded services.)

- Cosmetic surgery
- Dental care
- Infertility treatment
- Hearing aids
- Long-term care
- Routine eye care
- Routine foot care
- Weight loss programs

**Other Covered Services** (This isn't a complete list. Check your policy or plan document for other covered services and your costs for these services.)

- Acupuncture for anesthesia only
- Bariatric surgery
- Chiropractic care
- Non-emergency care when traveling outside the U.S.
- Private-duty nursing

## Your Rights to Continue Coverage:

If you lose coverage under the plan, then, depending upon the circumstances, Federal and State laws may provide protections that allow you to keep health coverage. Any such rights may be limited in duration and will require you to pay a **premium**, which may be significantly higher than the premium you pay while covered under the plan. Other limitations on your rights to continue coverage may also apply.

For more information on your rights to continue coverage, contact the plan at 1-888-556-5592. You may also contact your state insurance department, the U.S. Department of Labor, Employee Benefits Security Administration at 1-866-444-3272 or [www.dol.gov/ebsa](http://www.dol.gov/ebsa), or the U.S. Department of Health and Human Services at 1-877-267-2323 x61565 or [www.cciio.cms.gov](http://www.cciio.cms.gov)

## Your Grievance and Appeals Rights:

If you have a complaint or are dissatisfied with a denial of coverage for claims under your plan, you may be able to **appeal** or file a **grievance**. For questions about your rights, this notice, or assistance, you can contact: Horizon Blue Cross BlueShield of New Jersey Member Services at 1-888-556-5592. You may also contact the Department of Labor's Employee Benefits Security Administration at 1-866-444-EBSA (3272) or [www.dol.gov/ebsa/healthreform](http://www.dol.gov/ebsa/healthreform).

**Questions:** Call 1-800-355-2583 or visit us at [www.HorizonBlue.com](http://www.HorizonBlue.com)

If you aren't clear about any of the underlined terms used in this form, see the Glossary. You can view the Glossary

at [www.dol.gov/ebsa/healthreform](http://www.dol.gov/ebsa/healthreform) or [www.cciio.cms.gov](http://www.cciio.cms.gov) to request a copy.

75892-0020, 0021, 0022, 0023, 0060-0068, all pkgs

# **American Water: Horizon BlueCard PPO**

**Coverage Period: 01/01/2013-12/31/2013**  
**Coverage for: All Coverage Types | Plan Type: PPO**

**Summary of Benefits and Coverage: What this Plan Covers & What it Costs**

## **Language Access Services:**

Spanish (Español): Para obtener asistencia en Español, llame al 1-800-355-2583.

Tagalog (Tagalog): Kung kailangan ninyo ang tulong sa Tagalog tumawag sa 1-800-355-2583.

Chinese (中文): 如果需要中文的帮助, 请拨打这个号码 1-800-355-2583.

Navajo (Dine): Dinek'ehgo shika at'ohwol ninisingo, kwijjigo holne' 1-800-355-2583.

—————*To see examples of how this plan might cover costs for a sample medical situation, see the next page.*—————

**Questions:** Call 1-800-355-2583 or visit us at [www.HorizonBlue.com](http://www.HorizonBlue.com)

If you aren't clear about any of the underlined terms used in this form, see the Glossary. You can view the Glossary

at [www.dol.gov/ebsa/healthreform](http://www.dol.gov/ebsa/healthreform) or [www.cciio.cms.gov](http://www.cciio.cms.gov) to request a copy.

75892-0020, 0021, 0022, 0023, 0060-0068, all pkgs

## About these Coverage Examples:

These examples show how this plan might cover medical care in given situations. Use these examples to see, in general, how much financial protection a sample patient might get if they are covered under different plans.



### This is not a cost estimator.

Don't use these examples to estimate your actual costs under this plan. The actual care you receive will be different from these examples, and the cost of that care will also be different.

See the next page for important information about these examples.

### Having a baby (normal delivery)

- Amount owed to providers: \$7,540
- Plan pays \$5,940
- Patient pays \$1,600

#### Sample care costs:

Hospital charges (mother)	\$2,700
Routine obstetric care	\$2,100
Hospital charges (baby)	\$900
Anesthesia	\$900
Laboratory tests	\$500
Prescriptions	\$200
Radiology	\$200
Vaccines, other preventive	\$40
<b>Total</b>	<b>\$7,540</b>

#### Patient pays:

Deductibles	\$0
Copays	\$0
Coinsurance	\$1,450
Limits or exclusions	\$150
<b>Total</b>	<b>\$1,600</b>

### Managing type 2 diabetes

(routine maintenance of a well-controlled condition)

- Amount owed to providers: \$5,400
- Plan pays \$4,840
- Patient pays \$560

#### Sample care costs:

Prescriptions	\$2,900
Medical Equipment and Supplies	\$1,300
Office Visits and Procedures	\$700
Education	\$300
Laboratory tests	\$100
Vaccines, other preventive	\$100
<b>Total</b>	<b>\$5,400</b>

#### Patient pays:

Deductibles	\$0
Copays	\$0
Coinsurance	\$480
Limits or exclusions	\$80
<b>Total</b>	<b>\$560</b>



## Questions and answers about the Coverage Examples:

### What are some of the assumptions behind the Coverage Examples?

- Costs don't include premiums.
- Sample care costs are based on national averages supplied by the U.S. Department of Health and Human Services, and aren't specific to a particular geographic area or health plan.
- The patient's condition was not an excluded or preexisting condition.
- All services and treatments started and ended in the same coverage period.
- There are no other medical expenses for any member covered under this plan.
- Out-of-pocket expenses are based only on treating the condition in the example.
- The patient received all care from in-network providers. If the patient had received care from out-of-network providers, costs would have been higher.

### What does a Coverage Example show?

For each treatment situation, the Coverage Example helps you see how deductibles, copayments, and coinsurance can add up. It also helps you see what expenses might be left up to you to pay because the service or treatment isn't covered or payment is limited.

### Does the Coverage Example predict my own care needs?

- ✗ No. Treatments shown are just examples. The care you would receive for this condition could be different based on your doctor's advice, your age, how serious your condition is, and many other factors.

### Does the Coverage Example predict my future expenses?

- ✗ No. Coverage Examples are not cost estimators. You can't use the examples to estimate costs for an actual condition. They are for comparative purposes only. Your own costs will be different depending on the care you receive, the prices your providers charge, and the reimbursement your health plan allows.

### Can I use Coverage Examples to compare plans?

- ✓ Yes. When you look at the Summary of Benefits and Coverage for other plans, you'll find the same Coverage Examples. When you compare plans, check the "Patient Pays" box in each example. The smaller that number, the more coverage the plan provides.

### Are there other costs I should consider when comparing plans?

- ✓ Yes. An important cost is the premium you pay. Generally, the lower your premium, the more you'll pay in out-of-pocket costs, such as copayments, deductibles, and coinsurance. You should also consider contributions to accounts such as health savings accounts (HSAs), flexible spending arrangements (FSAs) or health reimbursement accounts (HRAs) that help you pay out-of-pocket expenses.

# American Water: Indemnity

Coverage Period: 01/01/2013-12/31/2013

## Summary of Benefits and Coverage: What this Plan Covers & What it Costs Coverage for: All Coverage Types | Plan Type: Indemnity



**This is only a summary.** If you want more detail about your coverage and costs, you can get the complete terms in the policy or plan document at [www.HorizonBlue.com](http://www.HorizonBlue.com) or by calling 1-800-355-2583.

Important Questions	Answers	Why this Matters:
What is the overall <u>deductible</u> ?	<b>\$150</b> person/ <b>\$300</b> family.	You must pay all the costs up to the <b>deductible</b> amount before this plan begins to pay for covered services you use. Check your policy or plan document to see when the <b>deductible</b> starts over (usually, but not always, January 1st). See the chart starting on page 2 for how much you pay for covered services after you meet the <b>deductible</b>
Are there other <u>deductibles</u> for specific services?	No.	You don't have to meet <b>deductibles</b> for specific services, but see the chart starting on page 2 for other costs for services this plan covers.
Is there an <u>out-of-pocket limit</u> on my expenses?	Yes, <b>\$1,000</b> person/ <b>\$3,000</b> family.	The <b>out-of-pocket limit</b> is the most you could pay during a coverage period (usually one year) for your share of the cost of covered services. This limit helps you plan for health care expenses.
What is not included in the <u>out-of-pocket limit</u> ?	Premiums, deductibles, balance-billed charges, penalties for failure to obtain pre-authorization for services, and health care this plan doesn't cover.	Even though you pay these expenses, they don't count toward the <b>out-of-pocket limit</b> .
Is there an overall annual limit on what the plan pays?	No.	You don't have to meet <b>deductibles</b> for specific services, but see the chart starting on page 2 for other costs for services this plan covers.
Does this plan use a <u>network of providers</u> ?	Yes. For a list on in-network providers, see <a href="http://www.HorizonBlue.com">www.HorizonBlue.com</a> or call 1-800-355-2583.	If you use an in-network doctor or other health care <b>provider</b> , this plan will pay some or all of the costs of covered services. Be aware, your in-network doctor or hospital may use an out-of-network <b>provider</b> for some services. Plans use the term in-network, <b>preferred</b> , or participating for <b>providers</b> in their <b>network</b> . See the chart starting on page 2 for how this plan pays different kinds of <b>providers</b> .
Do I need a referral to see a <u>specialist</u> ?	No. You don't need a written referral to see a specialist.	You can see the <b>specialist</b> you choose without permission from this plan.
Are there services this plan doesn't cover?	Yes.	Some of the services this plan doesn't cover are listed on page 6. See your policy or plan document for additional information about <b>excluded services</b> .

Questions: Call 1-800-355-2583 or visit us at [www.HorizonBlue.com](http://www.HorizonBlue.com)

If you aren't clear about any of the underlined terms used in this form, see the Glossary. You can view the Glossary at [www.dol.gov/ebsa/healthreform](http://www.dol.gov/ebsa/healthreform) or 1-800-355-BLUE (2583) to request a copy. 75892-0032 – 0042, all pkgs



# American Water: Indemnity

Coverage Period: 01/01/2013-12/31/2013

## Summary of Benefits and Coverage: What this Plan Covers & What it Costs Coverage for: All Coverage Types | Plan Type: Indemnity



- **Copayments** are fixed dollar amounts (for example, \$15) you pay for covered health care, usually when you receive the service.
- **Coinsurance** is *your* share of the costs of a covered service, calculated as a percent of the **allowed amount** for the service. For example, if the plan's **allowed amount** for an overnight hospital stay is \$1,000, your **coinsurance** payment of 20% would be \$200. This may change if you haven't met your **deductible**.
- The amount the plan pays for covered services is based on the **allowed amount**. If an out-of-network **provider** charges more than the **allowed amount**, you may have to pay the difference. For example, if an out-of-network hospital charges \$1,500 for an overnight stay and the **allowed amount** is \$1,000, you may have to pay the \$500 difference. (This is called **balance billing**.)
- This plan may encourage you to use **in-network providers** by charging you lower **deductibles**, **copayments** and **coinsurance** amounts.

Common Medical Event	Services You May Need	Your Cost If You Use an In-network Provider	Your Cost If You Use an Out-of-network Provider	Limitations & Exceptions
If you visit a health care provider's office or clinic	Primary care visit to treat an injury or illness	20% co-insurance after deductible	20% co-insurance after deductible	_____none_____
	Specialist visit	20% co-insurance after deductible	20% co-insurance after deductible	_____none_____
If you have a test	Other practitioner office visit	20% co-insurance after deductible	20% co-insurance after deductible	_____none_____
	Preventive care/screening/immunization	20% co-insurance after deductible	20% co-insurance after deductible	One per 24 months.
	Diagnostic test (x-ray, blood work)	20% co-insurance after deductible	20% co-insurance after deductible	_____none_____
	Imaging (CT/PET scans, MRIs)	20% co-insurance after deductible	20% co-insurance after deductible	_____none_____

Questions: Call 1-800-355-2583 or visit us at [www.HorizonBlue.com](http://www.HorizonBlue.com)

If you aren't clear about any of the underlined terms used in this form, see the Glossary. You can view the Glossary at [www.dol.gov/ebsa/healthreform](http://www.dol.gov/ebsa/healthreform) or 1-800-355-BLUE (2583) to request a copy.

75892-0032 – 0042, all pkgs

# American Water: Indemnity

Coverage Period: 01/01/2013-12/31/2013

## Summary of Benefits and Coverage: What this Plan Covers & What it Costs Coverage for: All Coverage Types | Plan Type: Indemnity

Common Medical Event	Services You May Need	Your Cost If You Use an In-network Provider	Your Cost If You Use an Out-of-network Provider	Limitations & Exceptions
<p>If you need drugs to treat your illness or condition</p> <p>More information about <b>prescription drug coverage</b> is available at <a href="http://www.HorizonBlue.com">www.HorizonBlue.com</a></p>	Generic drugs	10% co-insurance/ retail \$14 co-pay/mail order	10% co-insurance/ retail \$14 co-pay/mail order	Prior authorization may be required. Covers up to a 34 or 100 day supply (retail) and a 90 day supply (mail order).
	Preferred brand drugs	20% co-insurance/retail \$30 co-pay/mail order	20% co-insurance /retail \$30 co-pay/mail order	Prior authorization may be required. Covers up to a 34 or 100 day supply (retail) and a 90 day supply (mail order).
	Non-preferred brand drugs	20% co-insurance/retail \$70 co-pay/mail order	20% co-insurance /retail \$70 co-pay/mail order	Prior authorization may be required. Covers up to a 34 or 100 day supply (retail) and a 90 day supply (mail order).
<p>If you have outpatient surgery</p>	Specialty drugs	At mail order benefit in above applicable tiers	At mail order benefit in above applicable tiers	Prior authorization may be required. Covers up to a 34 or 100 day supply (retail) and a 90 day supply (mail order).
	Facility fee (e.g., ambulatory surgery center)	20% co-insurance after deductible	20% co-insurance after deductible	_____none_____
<p>If you need immediate medical attention</p>	Physician/surgeon fees	20% co-insurance after deductible	20% co-insurance after deductible	_____none_____
	Emergency room services	20% co-insurance after deductible	20% co-insurance after deductible	Payment at the in-network level of benefits applies only to true medical emergencies and accidental injuries.
	Emergency medical transportation	20% co-insurance after deductible	20% co-insurance after deductible	_____none_____
<p>If you have a hospital stay</p>	Urgent care	20% co-insurance after deductible	20% co-insurance after deductible	_____none_____
	Facility fee (e.g., hospital room)	No charge for the first 120 days then 20% co-insurance after deductible	No charge for the first 120 days then 20% co-insurance after deductible	_____none_____

Questions: Call 1-800-355-2583 or visit us at [www.HorizonBlue.com](http://www.HorizonBlue.com)

If you aren't clear about any of the underlined terms used in this form, see the Glossary. You can view the Glossary at [www.dol.gov/ebsa/healthreform](http://www.dol.gov/ebsa/healthreform) or 1-800-355-BLUE (2583) to request a copy. 75892-0032 – 0042, all pkgs

# American Water: Indemnity

Coverage Period: 01/01/2013-12/31/2013

## Summary of Benefits and Coverage: What this Plan Covers & What it Costs Coverage for: All Coverage Types | Plan Type: Indemnity

Common Medical Event	Services You May Need	Your Cost If You Use an In-network Provider	Your Cost If You Use an Out-of-network Provider	Limitations & Exceptions
	Physician/surgeon fee	20% co-insurance after deductible	20% co-insurance after deductible	none
If you have mental health, behavioral health, or substance abuse needs	Mental/Behavioral health outpatient services	20% co-insurance after deductible	20% co-insurance after deductible	none
	Mental/Behavioral health inpatient services	No charge for the first 120 days then 20% co-insurance after deductible	No charge for the first 120 days then 20% co-insurance after deductible	none
	Substance use disorder outpatient services	20% co-insurance after deductible	20% co-insurance after deductible	none
	Substance use disorder inpatient services	No charge for the first 120 days then 20% co-insurance after deductible	No charge for the first 120 days then 20% co-insurance after deductible	none
If you are pregnant	Prenatal and postnatal care	20% co-insurance after deductible	20% co-insurance after deductible	Prenatal and postnatal visits are included in the delivery charge.
	Delivery and all inpatient services	No charge for the first 120 days then 20% co-insurance after deductible	No charge for the first 120 days then 20% co-insurance after deductible	none

Questions: Call 1-800-355-2583 or visit us at [www.HorizonBlue.com](http://www.HorizonBlue.com)

If you aren't clear about any of the underlined terms used in this form, see the Glossary. You can view the Glossary at [www.dol.gov/ebsa/healthreform](http://www.dol.gov/ebsa/healthreform) or 1-800-355-BLUE (2583) to request a copy.

75892-0032 – 0042, all pkgs

# American Water: Indemnity

Summary of Benefits and Coverage: What this Plan Covers & What it Costs **Coverage Period: 01/01/2013-12/31/2013** | **All Coverage Types** | Plan Type: **Indemnity**

Common Medical Event	Services You May Need	Your Cost If You Use an In-network Provider	Your Cost If You Use an Out-of-network Provider	Limitations & Exceptions
If you need help recovering or have other special health needs	Home health care	20% co-insurance after deductible	20% co-insurance after deductible	Limited to 120 days per calendar year.
	Rehabilitation services	20% co-insurance after deductible	20% co-insurance after deductible	_____none_____
	Habilitation services	20% co-insurance after deductible	20% co-insurance after deductible	_____none_____
	Skilled nursing care	20% co-insurance	20% co-insurance	Limited to 120 days per calendar year.
	Durable medical equipment	20% co-insurance after deductible	20% co-insurance after deductible	_____none_____
	Hospice service	20% co-insurance after deductible	20% co-insurance after deductible	_____none_____
If your child needs dental or eye care	Eye exam	20% co-insurance after deductible	20% co-insurance after deductible	One eye exam every 24 months.
	Glasses	Not Covered	Not Covered	_____none_____
	Dental check-up	Not Covered	Not Covered	_____none_____

Questions: Call 1-800-355-2583 or visit us at [www.HorizonBlue.com](http://www.HorizonBlue.com)

If you aren't clear about any of the underlined terms used in this form, see the Glossary. You can view the Glossary at [www.dol.gov/ebsa/healthreform](http://www.dol.gov/ebsa/healthreform) or 1-800-355-BLUE (2583) to request a copy. 75892-0032 – 0042, all pkgs

## Excluded Services & Other Covered Services:

**Services Your Plan Does NOT Cover** (This isn't a complete list. Check your policy or plan document for other excluded services.)

- Cosmetic surgery
- Dental care (Adult)
- Infertility treatment
- Long-term care
- Non-emergency care when traveling outside the U.S.
- Routine foot care
- Weight loss programs

**Other Covered Services** (This isn't a complete list. Check your policy or plan document for other covered services and your costs for these services.)

- Acupuncture for anesthesia only
- Bariatric surgery
- Chiropractic care
- Hearing aids
- Private-duty nursing
- Routine eye care (Adult)

## Your Rights to Continue Coverage:

If you lose coverage under the plan, then, depending upon the circumstances, Federal and State laws may provide protections that allow you to keep health coverage. Any such rights may be limited in duration and will require you to pay a **premium**, which may be significantly higher than the premium you pay while covered under the plan. Other limitations on your rights to continue coverage may also apply.

For more information on your rights to continue coverage, contact the plan at 1-888-556-5592. You may also contact your state insurance department, the U.S. Department of Labor, Employee Benefits Security Administration at 1-866-444-3272 or [www.dol.gov/ebsa](http://www.dol.gov/ebsa), or the U.S. Department of Health and Human Services at 1-877-267-2323 x61565 or [www.cciio.cms.gov](http://www.cciio.cms.gov)

## Your Grievance and Appeals Rights:

If you have a complaint or are dissatisfied with a denial of coverage for claims under your plan, you may be able to **appeal** or file a **grievance**. For questions about your rights, this notice, or assistance, you can contact: Horizon Blue Cross BlueShield of New Jersey Member Services at 1-888-556-5592. You may also contact the Department of Labor's Employee Benefits Security Administration at 1-866-444-EBSA (3272) or [www.dol.gov/ebsa/healthreform](http://www.dol.gov/ebsa/healthreform).

## Language Access Services:

**Questions:** Call 1-800-355-2583 or visit us at [www.HorizonBlue.com](http://www.HorizonBlue.com)

If you aren't clear about any of the underlined terms used in this form, see the Glossary. You can view the Glossary at [www.dol.gov/ebsa/healthreform](http://www.dol.gov/ebsa/healthreform) or 1-800-355-BLUE (2583) to request a copy.

75892-0032 – 0042, all pkgs

## **American Water: Indemnity**

**Coverage Period: 01/01/2013-12/31/2013**  
**Summary of Benefits and Coverage: What this Plan Covers & What it Costs****Coverage for: All Coverage Types | Plan Type: Indemnity**

---

Spanish (Español): Para obtener asistencia en Español, llame al 1-800-355-2583.

Tagalog (Tagalog): Kung kailangan ninyo ang tulong sa Tagalog tumawag sa 1-800-355-2583.

Chinese (中文): 如果需要中文的帮助，**请拨打这个号码** 1-800-355-2583.

Navajo (Dine): Dinek'ehgo shika at'ohwol ninisingo, kwijijigo holne' 1-800-355-2583.

—————*To see examples of how this plan might cover costs for a sample medical situation, see the next page.*—————

**Questions:** Call 1-800-355-2583 or visit us at [www.HorizonBlue.com](http://www.HorizonBlue.com)

If you aren't clear about any of the underlined terms used in this form, see the Glossary. You can view the Glossary at [www.dol.gov/ebsa/healthreform](http://www.dol.gov/ebsa/healthreform) or 1-800-355-BLUE (2583) to request a copy. 75892-0032 – 0042, all pkgs



## About these Coverage Examples:

These examples show how this plan might cover medical care in given situations. Use these examples to see, in general, how much financial protection a sample patient might get if they are covered under different plans.



### This is not a cost estimator.

Don't use these examples to estimate your actual costs under this plan. The actual care you receive will be different from these examples, and the cost of that care will also be different.

See the next page for important information about these examples.

### Having a baby (normal delivery)

- Amount owed to providers: \$7,540
- Plan pays \$6,690
- Patient pays \$850

#### Sample care costs:

Hospital charges (mother)	\$2,700
Routine obstetric care	\$2,100
Hospital charges (baby)	\$900
Anesthesia	\$900
Laboratory tests	\$500
Prescriptions	\$200
Radiology	\$200
Vaccines, other preventive	\$40
<b>Total</b>	<b>\$7,540</b>

#### Patient pays:

Deductibles	\$150
Copays	\$0
Coinsurance	\$540
Limits or exclusions	\$160
<b>Total</b>	<b>\$850</b>

### Managing type 2 diabetes

(routine maintenance of a well-controlled condition)

- Amount owed to providers: \$5,400
- Plan pays \$2,620
- Patient pays \$2,780

#### Sample care costs:

Prescriptions	\$2,900
Medical Equipment and Supplies	\$1,300
Office Visits and Procedures	\$700
Education	\$300
Laboratory tests	\$100
Vaccines, other preventive	\$100
<b>Total</b>	<b>\$5,400</b>

#### Patient pays:

Deductibles	\$150
Copays	\$0
Coinsurance	\$570
Limits or exclusions	\$2,060
<b>Total</b>	<b>\$2,780</b>

## Questions and answers about the Coverage Examples:

### What are some of the assumptions behind the Coverage Examples?

- Costs don't include premiums.
- Sample care costs are based on national averages supplied by the U.S. Department of Health and Human Services, and aren't specific to a particular geographic area or health plan.
- The patient's condition was not an excluded or preexisting condition.
- All services and treatments started and ended in the same coverage period.
- There are no other medical expenses for any member covered under this plan.
- Out-of-pocket expenses are based only on treating the condition in the example.
- The patient received all care from in-network providers. If the patient had received care from out-of-network providers, costs would have been higher.

### What does a Coverage Example show?

For each treatment situation, the Coverage Example helps you see how deductibles, copayments, and coinsurance can add up. It also helps you see what expenses might be left up to you to pay because the service or treatment isn't covered or payment is limited.

### Does the Coverage Example predict my own care needs?

- ✗ No. Treatments shown are just examples. The care you would receive for this condition could be different based on your doctor's advice, your age, how serious your condition is, and many other factors.

### Does the Coverage Example predict my future expenses?

- ✗ No. Coverage Examples are not cost estimators. You can't use the examples to estimate costs for an actual condition. They are for comparative purposes only. Your own costs will be different depending on the care you receive, the prices your providers charge, and the reimbursement your health plan allows.

### Can I use Coverage Examples to compare plans?

- ✓ Yes. When you look at the Summary of Benefits and Coverage for other plans, you'll find the same Coverage Examples. When you compare plans, check the "Patient Pays" box in each example. The smaller that number, the more coverage the plan provides.

### Are there other costs I should consider when comparing plans?

- ✓ Yes. An important cost is the premium you pay. Generally, the lower your premium, the more you'll pay in out-of-pocket costs, such as copayments, deductibles, and coinsurance. You should also consider contributions to accounts such as health savings accounts (HSAs), flexible spending arrangements (FSAs) or health reimbursement accounts (HRAs) that help you pay out-of-pocket expenses.



## Information About Your Dental Benefits

You have the option to choose Dental Plan coverage for you and your eligible dependents. **Please keep in mind that you must be enrolled in the Dental Plan if you want coverage in these benefits for 2013.**

### Dental Coverage

Dental benefits for 2013 will continue to be provided through Aetna. Features and coverage are highlighted in the following chart.

Plan Feature	Coverage
<b>Deductible</b>	\$50 Single / \$100 Family
<b>Preventive Care</b>	100% covered expenses with no deductible
<b>Basic Services</b>	80% after deductible
<b>Major Services</b>	50% after deductible
<b>Calendar Year Maximum</b>	\$1,500
<b>Orthodontia</b>	\$1,500 lifetime maximum; pays 50% of covered expenses after deductible. Covers only eligible dependent children.

*This chart only highlights medical option features, and certain limits may apply to some features. Benefits may be subject to Reasonable and Customary (R&C) limits. Official Plan documents govern in the event of any inconsistency between the provisions shown here and in the Plan documents.*

**KENTUCKY-AMERICAN WATER COMPANY  
CASE NO. 2012-00520  
COMMISSION STAFF'S FIRST REQUEST FOR INFORMATION**

---

**Witness:**      **Melissa L. Schwarzell/Cheryl D. Norton**

- 23.**      Provide all employment contracts between Kentucky-American and its non-management employees that are currently in effect and the most recent contracts previously in effect.

**Response:**

Please see attached for the current and most recent employment contracts.

For the electronic version, please see KAW\_R\_PSCDR1\_NUM23\_012313.pdf.

**OUTSIDE UNION CONTRACT**  
**November 22, 2010 – October 31, 2014**

**CONTRACT**

**BETWEEN**

**KENTUCKY-AMERICAN WATER**

**AND**

**NATIONAL CONFERENCE OF FIREMEN AND OILERS**  
**LOCAL UNION 320**

		Page
Section 1	Recognition	1
Section 2	New Employees	2-3
Section 3	Union Security	3
Section 4	Union Dues	3
Section 5	Rules, Regulations and Good Faith	3
Section 6	Seniority	4
	Production and Field Operations Department	
	Classifications	4
	Job Posting	5-6
Section 7	Responsibility	6
Section 8	Temporary Transfers	7
Section 9	Demotion or Decrease	7
Section 10	Representation and Arbitration	7-8
Section 11	Leave of Absence	8-9
Section 12	Wages and Hours – Field Operations Department	9-12
Section 13	Awaiting Emergency Calls	12
Section 14	Wages and Hours – Production Department	13-15
Section 15	Right to Change Shifts	15
Section 16	Sharing of Overtime	15
Section 17	Pay Days	15
Section 18	Vacation	16-17

Section 19	Death in Family	18
Section 20	Disability Benefits and Life Insurance	18-19
Section 21	Insurance, Pension, 401 (K) Savings Plan	20
Section 22	Department Head Not to Perform Work Exception	20
Section 23	Guaranteed Work Week and Right to Subcontracting	20-21
Section 24	Equal Opportunity Employer	21
Section 25	Safety Shoes	21
Section 26	Smoking In the Workplace Policy	21
Section 27	Meal Allowance	22
Section 28	Management of Business	22
Section 29	Complete Agreement	22
Section 30	Duration of Agreement	23

## AGREEMENT

THIS AGREEMENT executed on November 18, 2010 and effective as of the 22nd of November, 2010, by and between KENTUCKY-AMERICAN WATER of Lexington, Kentucky, party of the first part, hereinafter referred to as the "Company," and NATIONAL CONFERENCE OF FIREMEN AND OILERS, LOCAL 320, of Louisville, Kentucky, party of the second part, hereinafter referred to as the "Union;"

### WITNESSETH:

WHEREAS, the Company is engaged in furnishing an essential public service which vitally affects the health, safety, comfort, and general well-being of a large number of people in the communities furnished water service by the Company; and

WHEREAS, the very existence of the Company is conditioned upon carrying out its obligations and responsibilities to the public served; and

WHEREAS, this responsibility to the public is a mutual responsibility of Employees and management which requires that any disputes arising between the Employees and management be settled in an orderly way without interruption of water service; and

WHEREAS, both parties to this Agreement hereby recognize this mutual responsibility of service to the public.

NOW, THEREFORE, in furtherance of harmonious relations among Employees, the Management, and the public, it is mutually agreed by the parties hereto that there shall be no strike or lockout during the term of this Agreement, and this mutually agreed covenant shall continue through the future relations between the parties hereto, and that all matters of dispute pertaining to the interpretation or application of the terms of this Agreement shall be settled by arbitration as hereinafter provided.

It is further agreed as follows:

### SECTION 1. RECOGNITION

The Company shall recognize the Union as the sole representative of employees covered by this Agreement except for the employees covered by what is known as the Inside Contract group, non-union/non-management and management personnel. The Company agrees to bargain collectively with the properly constituted and proven representatives of the Union on the matters affecting such employees.

### SECTION 2. NEW EMPLOYEES

It is recognized by the parties hereto that in the operation of the water works property of the Company on account of the responsibility at all times to furnish a safe and adequate supply of water to the City of Lexington and surrounding territory, there can be no division of this responsibility, and it is agreed that the Company, therefore, must be unhampered in the selection of its employees.

The Company agrees that in the filling of vacancies it will give preference to former qualified employee of the Company whose employment was terminated by layoff. Moreover, the Company agrees that this Section is to be understood as subject to the provisions of this Agreement in regard to

seniority, and any differences between the Company and the Union under this Section will be subject to the arbitration provisions of this Agreement.

It is agreed that new employees, (those who have less than ninety (90) calendar days of continuous employment), shall not be eligible for pay for vacation or holidays until after the probationary period has ended.

### SECTION 3. UNION SECURITY

The Company agrees that all present employees of the Company represented by the Bargaining Unit must, as a condition of continued employment, become members of the Union within thirty (30) calendar days from the effective date of this Agreement and remain members in good standing for the duration of this Agreement.

The Company further agrees that all new employees eligible for membership in the Bargaining Unit will be required as a condition of continued employment to become members of the Union within thirty (30) calendar days from the date of their employment and remain members in good standing for the duration of this Agreement.

It is further agreed that each new employee shall be granted a period not to exceed ninety (90) calendar days as a probationary period to demonstrate their ability and qualifications to perform the duties for which they were hired. In the event a new employee fails to qualify within the ninety- (90) calendar day period following the date of their employment they shall be discharged. This provision in no way relieves the employee of joining the Union as provided above.

It is agreed between the parties that seniority rights for the new employee shall not exist until after ninety- (90) calendar day's continuous employment by the Company. However, after ninety- (90) calendar day's continuous employment, seniority rights shall revert to, and be considered to have been in full force and effect, since the beginning of the ninety- (90) calendar day's continuous employment. An evaluation shall be performed at interim periods during the employment.

### SECTION 4. UNION DUES

Dues shall be deducted bi-weekly by the Company from the wages of each member of the Union who is an employee of the Company, and who requests and authorizes the Company in writing to make such deductions from their wages or salary. Deductions shall be made by the Company every other week and shall be remitted once per month to the Secretary-Treasurer of the Union.

### SECTION 5. RULES, REGULATIONS, AND GOOD FAITH

The Union agrees that its officers and members will live up to the Company's reasonable rules and regulations in the interest of safety, economy and continuity of service to the public.

The Union and Company agree that they will not engage in subterfuge for the purpose of defeating or evading the provisions of this Agreement.

SECTION 6. SENIORITY

Beginning with the effective date of this contract, the seniority provisions are as follows:

It is understood and agreed that in all cases of job bidding and transfer of employees, the following factors shall be considered.

1. Length of continuous service. (defined as seniority within the outside union group)
2. Qualifications.
3. Physical fitness.

The Company will review all relevant information relating to all bidders on any job and has the right to determine which bidder has the qualifications for the position. Only if it is determined that items 2 and 3 are equal, shall item 1 govern. The first criteria determining the length of continuous service will be company-wide seniority. All employees in the Union are divided into two departments:

Production

Employees in the Production Department are classified as follows:

Treatment Plant Operator  
 Maintenance Technician I  
 Maintenance Technician II  
 Treatment Plant Operator - Fixed Relief  
 Treatment Plant Operator - Relief  
 Treatment Plant Operator – Utility

Field Operations

The employees in the Field Operations Department are classified as follows:

Backhoe Operator  
 Junior Backhoe/Crew Leader  
 Crew Leader  
 Utility  
 Meter Technician  
 Field Service Representative  
 Meter Reader (as of 11-1-88)  
 Meter Reader (after 11-1-88 but prior to 11-1-98)  
 Meter Reader (as of 11-1-98)

The employees in the Utility classification may be assigned to either the Field Operations or Production Departments.

The evening shift crew/s, if qualified, will be allowed to use the small backhoe without calling in a Backhoe Operator.

Whenever a large backhoe is needed, the senior available qualified Backhoe Operator must be contacted. The Junior Backhoe/Crew Leader will relieve the Backhoe Operator during vacancies, if in

the judgment of the company it is needed. The Company reserves the right to fill the Junior Backhoe/Crew Leader position with the senior qualified employee when the position is vacant.

In cases of job bidding or transfer or decrease of employees in any particular department, factor 1 in this Section shall be interpreted to mean length of continuous service within the company.

Seniority shall be in accordance with overall company-wide seniority within the outside union group.

Notice of vacancy in an existing position or a newly created position shall be posted at places accessible to employees affected, and shall remain posted for a period of four consecutive days, within which time applicants eligible and desiring to fill such vacancy shall apply in writing to the official of the Company designated in the notice. Such notice shall set forth title of position to be filled, hours of work, days of relief, rate of pay and outline of duties. Within four consecutive days after the expiration of the posting period, the Company shall have assigned the accepted applicant to such vacancy or newly created position. In the event circumstances exist which will not allow the Company to move the successful bidder, the Company will be granted up to thirty (30) calendar days to move the employee to the duties of the bid position. If at the end of this thirty- (30) calendar day period the employee is not actually performing these duties, the rate of pay for the bid position will begin, provided pay scales are not a lower rate of pay.

The decision to apply or not to apply for promotion or transfer to an existing position or a newly created position is entirely within the employee's own option. The Union shall receive a copy of all bids.

When a job vacancy is posted and awarded to the successful bidder in accordance with the provisions of this Agreement, the second successful bidder will be listed on the Notice of Assignment. If the successful bidder who was awarded the position in accordance with this section does not qualify, or within the first 15 working days voluntarily steps down, the job will be awarded to the second successful bidder on the Notice of Assignment. If the second successful bidder does not qualify, or within the first 15 working days voluntarily steps down, the job will be reposted. This procedure will be applicable to all job vacancies, which will be affected by such disqualification or voluntary disqualification, within the first 15 working days, providing the employee, or employees involved have not qualified for the position they presently hold.

In the event a vacancy occurs while an employee is on vacation or sick leave, it is agreed that the Union and Company will jointly notify said employee of the existing vacancy. The Company will send a copy of this notice by regular U.S. mail delivery. The notice will be sent to the address of an employee as listed in the Company files. A copy of all mailed notices will be given to the appropriate shop stewards.

If the Union and the Company are unable to contact said employee, the employee shall be granted 48 hours at the conclusion of their vacation or sick leave the opportunity to bid on the vacancy.

Any employee assigned to a new position shall have up to ninety (90) working days in which to demonstrate their qualifications to perform the duties of that position as determined by the Company. If an employee is unable to qualify, or within the first 15 working days voluntarily steps down, they may return to the position from which they came without loss of seniority, even though an extension of the period has been granted, but shall forfeit for twelve (12) months all rights to bid for any job requiring like skills which may be subsequently posted. When an employee qualifies for a position, their seniority reverts back to the date of the awarding of the job. Company agrees to pay an employee in training for a classified position the rate of pay for that position when they perform the duties by themselves. An employee in training for a higher paying job shall be paid their present rate of pay for the first 90 working days or less if they are qualified sooner by the Company. Payment of the rate of pay as mentioned above shall in no way indicate that the employee has qualified for the position.



When an employee permanently fills a vacancy that requires certification by federal, state or local governmental agencies, they must demonstrate their ability to pass the certification test within ninety (90) calendar days. However, if the employee does not have the required job experience to fulfill the certification requirements of the governmental agency, they may be granted the necessary time to gain the job experience.

The Company reserves the right to temporarily fill any vacancy pending the operation of the procedure described hereinbefore. Temporary layoff shall be considered permanent when the employee has been laid off for twenty-four (24) consecutive months, and any seniority rights established prior to permanent layoff shall, in event of rehiring, be considered nil.

If an employee fails to return to work within ten (10) working days after they have been notified by registered mail to return to work after such layoffs, and does not give a satisfactory reason after investigation by the Company and the Union for their failure to return within said ten (10) working days, any seniority record theretofore established shall be broken and such seniority record shall thereupon be considered nil.

The senior employee in the top ranking classification in each of the shift departments shall have the right to select the shift they are to work and shall have the right to choose their weekly days off; provided, however, that after the choice is made by the senior operator in the Production Department, the other seniors in the department must choose their days and shifts so as not to require a swing shift employee to work sixteen (16) hours per day, or require the services of more than one (1) swing shift employee for operators. The selection, once made, shall be final unless changed under provision of Section 14.

It is mutually understood and agreed by all parties hereto that because of the Company's responsibility hereinbefore mentioned, the management must and shall be the judge of any employee's qualifications for promotion. However, should any difference of opinion occur in this regard, such differences shall be settled in accordance with the arbitration provisions of this Agreement.

The Company agrees to post permanently, in a conspicuous place in each department and plant, a company-wide seniority list, and such list shall be posted every six- (6) months. After the seniority list is posted, the employees will have thirty (30) calendar days during which they may protest the accuracy of the list in writing. Failing to make such protest within the thirty-(30) calendar day period shall constitute agreement and the list shall become permanent.

In the event an employee is displaced from their classification or department due to a cutback or revision of production or field operations methods, they may exercise their seniority rights in accordance with their overall company seniority within the outside union group.

## SECTION 7. RESPONSIBILITY

The shift operator on duty shall be in charge of the normal operation of the Pumping Station.

It is agreed by the parties that the Treatment Plant Operators may be assigned to other non-operator duties within the Plant during emergencies and/or when the plant is shut down.

It is agreed that employees in the various shift classifications will not be transferred from their normal duties to perform duties normally performed by employees in other classifications when it is necessary to replace this employee, except in cases of emergency.

## SECTION 8. TEMPORARY TRANSFERS

Employees may be assigned temporarily to positions on a reverse seniority basis when feasible and practical, provided no senior employee desires the assignment. Employees temporarily assigned shall be returned to their normal positions within a period not to exceed twenty-five (25) calendar days unless an extension be granted by mutual consent.

When it becomes necessary for the Company to shift an employee temporarily to new assignments, there shall be no change in the rate of pay to the employee so temporarily assigned except when such temporary assignment shifts an employee into a higher classification. In such cases the employee shifted temporarily to a higher classification shall receive for such temporary assignment the basic rate of pay established for the position. Employees transferred temporarily to lower paid positions shall continue to receive their regular rate of pay during such temporary transfer. Employees transferred permanently to other positions shall receive the rate of pay for the position to which they are transferred.

It is mutually agreed that adjustments in pay shall not be made under the provisions of this Section unless the transfer continues in effect for two (2) hours or more, and in no case shall the rate of pay of an employee be changed during any work shift or any work day except that when an employee continues without interruption for two (2) hours or more in such temporary assignment, that employee shall be paid the higher rate of pay for all time worked in the higher paid assignment.

## SECTION 9. DEMOTION OR DECREASE

When and if it should become necessary to curtail employment in any department employees affected are to be laid off in the inverse order of their employment in accordance with their overall company seniority and re-employed in the reverse order. An employee laid off from any department because of lack of work, may exercise their Company seniority by bumping any less senior employee, provided that they are able to perform the required duties of the new position and meet all the requirements in Section 6 Seniority. In all such cases the Company agrees to notify the Union ten (10) calendar days in advance where the layoff affects permanent full-time employees, and to seek an agreement as to the application of the seniority rights under this Section and under the Seniority Section of the Agreement. If such an agreement cannot be reached, then the question shall be settled under the arbitration provisions of this Agreement.

## SECTION 10. REPRESENTATION AND ARBITRATION

The direct representatives of the Union shall be employees of the Company and shall be known as "Shop Stewards."

The Shop Stewards shall first attempt to handle all grievances before such grievances are referred to an International Representative of the Union. The employee may have a Shop Steward or witness present when conferences are held between employees and supervisors. Supervisors or other management personnel may require that a Shop Steward or witness be present when conferences are held with employees.

1. Should grievances arise over interpretation or application of the items of this Agreement, the aggrieved party must submit their grievance in writing to a Shop Steward whose duty it will be to confer, within three (3) working days of the occurrence, with the supervisor in an attempt to effect a settlement. The supervisor will have three (3) working days to respond to the grievance at this first step in writing.

2. Should this procedure not result in a settlement, within five (5) working days of the denial at the first step, the matter shall be referred in writing to the Production or Field Operations Manager or a designated representative who shall give a reply in writing within five (5) working days of the receipt of the grievance at this level.
3. Failing satisfactory settlement through this office, within fifteen (15) working days of the denial at the second step, the matter shall be referred in writing to the senior ranking official or a designated representative and to an International Representative of the Union. The senior ranking official or a designated representative shall give a reply in writing within a period of fifteen (15) working days of the receipt of the grievance at this level.
4. Should this procedure fail to effect a settlement, the matter shall be referred within five (5) working days, (unless an extension of time is requested by either party, not to exceed fifteen (15) working days), of the denial at the third step, to a mediator who will be selected from either the State Mediation or Federal Mediation services.
5. Should this procedure fail to effect a settlement, the matter shall be referred within five (5) working days, (unless an extension of time is requested by either party, not to exceed fifteen (15) working days), of the denial at the fourth step, to an arbitration board for the selection of an arbitrator.

The Company and the Union will request a representative from the American Arbitration Association who would be mutually accepted by the Company and the Union.

The Arbitrator so constituted shall render a decision within sixty (60) calendar days after meeting, such decision being final and binding upon both parties to this Agreement.

The expense, if any, of the Arbitrator and rental of meeting facilities, shall be shared equally by the parties hereto. Both parties must agree on the location of the meeting facilities.

If an employee claims to have been unjustly discharged, they must file a complaint with the Union to this effect within five (5) working days after the effective date of the discharge. The Union and Company agree that steps 1 and 2 of the grievance procedure will be waived and the grievance moved to the 3rd step. The 3rd step procedure for discharges is that the Union must submit this grievance in writing within fifteen (15) working days of the effective date of the discharge to the senior ranking official of the Company or a designated representative. The senior ranking official or a designated representative shall give a reply in writing within a period of thirty (30) working days of the receipt of the grievance at this level. No person will be terminated without the chief steward, or an international union representative present.

#### SECTION 11. LEAVE OF ABSENCE

Employees may be granted ninety (90) calendar days leave of absence for good cause but without pay and without prejudice to seniority or other rights and such leave of absence may be renewed for one or more successive ninety (90) calendar day periods by mutual agreement between the Company and the Union. Employees seeking such leave of absence must make a request in writing stating the cause, and must present such request to a joint conference between Shop Stewards and management for consideration. If the Shop Stewards and management fail to agree on the granting or denial of the request for leave of absence, then the questions shall be settled under the arbitration provision of this Agreement. Should such leave of absence be granted as herein provided and the employee is employed by another concern, or should they violate the terms of their leave during such leave of absence, said employee shall forfeit any or all seniority rights herein established.

SECTION 12. WAGES AND HOURS – FIELD OPERATIONS DEPARTMENT

The provisions of this Section shall apply to all employees in the Field Operations Department who are engaged in reading, testing, repairing, removing and resetting meters, discontinuing and restoring service to consumers, engaged in excavation, backfilling, and other work necessary in the construction, operation and maintenance of the system; in installing and maintaining mains, servicing meters, meter installation, hydrants and valves, including pipe joiners' work, cutting and replacing pavements, yarning, caulking, heating and pouring jointing material, operating and using air compressor, using air compressor tools and equipment, machinery work, carpenter work, painting work and any other trade work necessary in construction and maintaining of vaults, manholes, any other structure in the system, or installation and maintenance of drainage, bracing or sheathing; in loading and unloading pipe, service material, meters, hydrants, and other equipment or materials necessary in the construction, operation or maintenance of the system; in the operating and maintenance of watershed buildings, equipment or any other property; and in the driving of automobiles or trucks incidental to the performance of the various types of work above mentioned.

The Company agrees that present employees of record on November 1, 1982, who are members of the Union shall be assured forty (40) hours of pay per week, provided that the employees are at all times, during such work week, available for work. This assurance will not be applicable to any employee hired after November 1, 1982.

Except in cases of emergency, employees performing the classes of work specified in this Section shall not be required to work on Sundays and the following holidays:

New Year's Day	(2) Personal Floating Holidays*
Good Friday**	Thanksgiving Day
Memorial Day	Friday after Thanksgiving
Fourth of July	Christmas Eve (December 24th)
Labor Day	Christmas

Personal Floating Holidays may be taken with as much notification as possible, with the supervisor' approval. The Company has the final decision to grant the day off as determined by the current workload. Personal Floating Holidays shall be taken within the calendar year January 1 through December 31.

\*\*The Sunday Field Operations crew will substitute Easter Sunday for the Good Friday holiday that is observed by all other bargaining unit employees.

When any of these holidays falls on Sunday, it will be observed on the Monday following, except when a holiday falls on Sunday and is followed on Monday by another holiday. In this case the holidays will be observed on Sunday and Monday. Employees not required to work on either holiday will be assured of eight- (8) hours pay at their regular hourly rate for these holidays. Also, any holiday that falls on Saturday will be observed on the preceding Friday, except when such holiday is preceded by a holiday on Friday, the holidays will be observed on Friday and Saturday.

Each employee with ninety (90) calendar days of continuous service covered by provisions of this Section who does not work on a holiday is assured of eight- (8) hours pay at their regular hourly rate for these holidays.

If the employee is absent anytime during the last four and one-half (4-1/2) hours of their last scheduled work day prior to a holiday(s) or anytime during the first four and one-half (4-1/2) hours of their first scheduled work day following the holiday(s) (or the day the holiday(s) is/are observed) when they are scheduled to work, they shall not be paid for the holiday(s) unless they are subpoenaed or entitled to

pay under leave of absence for sickness or accident disability, paid jury duty, paid vacation, or paid funeral leave.

When a holiday falls on Saturday or Sunday and is observed by the company on Friday or Monday as the case may be, the holiday bonus will be paid to shift workers for time actually worked on the Saturday and Sunday that the holiday actually falls on, but shall not be paid for time worked by those employees on the Friday or Monday on which the company observes the holiday. An employee required to work on such a holiday shall receive, in addition, one and one-half (1-1/2) times their regular rate of pay for the hours worked up to eight (8) hours per day or forty (40) hours per week and shall be paid double-time for all time worked in excess of eight (8) hours per day on such Holiday. However, employee shall not be paid both daily and weekly overtime for the same hours worked.

Overtime will be paid at one and one half (1 1/2) times their regular hourly rate of pay for all time worked in excess of forty (40) hours per week or eight (8) hours per day. All employees covered by this Section who are required to work on their second scheduled day off shall be paid two (2) times their regular hourly rate of pay. Employees shall not be paid both daily and weekly overtime for the same hours worked.

Employees engaged in programmed inspecting and flushing of fire hydrants shall be paid the regular straight time hourly rate of the Field Service Representative classification and the appropriate shift differential for the hours actually worked as set forth in this contract.

Applications will be received from employee in the Crew Leader and Utility Classifications after a notice has been posted by the Company setting forth its intention to inspect and flush fire hydrants. Selection of the employee for this job shall be in accordance with Section 6 - Seniority.

For the employee covered by this Section, the regular hourly rates of pay shall be as follows:

<u>CLASSIFICATIONS</u>	<u>REGULAR HOURLY RATE EFFECTIVE</u>			
	<u>11/22/10</u>	<u>11/1/11</u>	<u>11/1/12</u>	<u>11/1/13</u>
<u>FIELD OPERATIONS DEPARTMENT</u>				
Backhoe Operator	\$23.58	\$24.17	\$24.77	\$25.39
Junior Backhoe/Crew Leader	\$23.04	\$23.62	\$24.21	\$24.82
Crew Leader	\$22.51	\$23.07	\$23.65	\$24.24
Utility	\$21.35	\$21.88	\$22.43	\$22.99
Meter Technician	\$23.97	\$24.57	\$25.18	\$25.81
Field Service Representative	\$23.58	\$24.17	\$24.77	\$25.39
Meter Reader (as of 11-1-88)	\$23.58	\$24.17	\$24.77	\$25.39
Meter Reader (after 11-2-88 but prior to 11-1-98)	\$22.51	\$23.07	\$23.65	\$24.24
Meter Reader (as of 11-1 98)	\$21.35	\$21.88	\$22.43	\$22.99

The Company has the right to increase or decrease the number of shifts necessary to perform the work of the Company. A lunch period of thirty minutes will be allowed during each shift. If employees are assigned to shifts other than 7:30 a.m. - 4:00 p.m. or 8:00 a.m. to 4:30 p.m., they will receive shift differential premium rate, when appropriate, including overtime on a continuation basis.

The night shift field operations crew/s will consist of Crew Leader and Utility. This crew will substitute Sunday and Monday for the current listed Saturday and Sunday under Section 12 in regard to holiday observance. Examples of work schedules for the field operations crews are as follows:

Monday – Friday	7:00 a.m. – 3:30 p.m.
Monday – Friday	7:30 a.m. – 4:00 p.m.
Monday – Friday	12:30 p.m. – 9:00 p.m.
Tuesday – Saturday	7:30 a.m. – 4:00 p.m.
Sunday – Thursday	7:30 a.m. – 4:00 p.m.
Monday – Friday	9:00 a.m. – 5:30 p.m.

In the event no employees bid on the open positions in the Field Operations department, the Junior Crew Leader/s and Junior Qualified Utility/s will fill these positions. The night shift Crew Leader position will be bid. If no one bids this relief position, the next Junior Utility Person will be assigned these duties.

The night shift crew will arrange all vacations with the Field Operations supervisor.

The Company will make the decision to fill a vacancy due to sickness, personal business, short-term absences, etc. depending on the workload and anticipated duration of the absence.

When any employee covered by the provisions of this Section is directed to report for work they shall receive four (4) hours pay at the rate prescribed in this Agreement, unless notified the night before not to report for work.

There shall be ten (10) employees who will be classified as Crew Leader and who shall receive the Crew Leader rate of pay. When a vacancy occurs in the Crew Leader classification it will be bid.

If a Utility is assigned to be in charge of a vehicle, they shall be paid at the Crew Leader rate of pay.

An employee called back to work after having left the premises of the Water Company will be paid a minimum of two (2) hours pay at one and one-half (1-1/2) times their regular hourly rate, unless called in less than two (2) hours prior to their regular scheduled working hours in which event they shall be paid for the hours worked. Call-in pay is not applicable to those employees awaiting emergency calls or standby duties as covered by Section 13.

If an employee is required to work sixteen (16) or more consecutive hours, he/she shall be permitted to take up to an eight (8) hour rest period. This rest period will be excused but unpaid by the Company.

Employees covered by this Section (Hydrant Flushing), and also Section 13 of this contract, who are required to work on either of the two shifts between 4:00 p.m. and 8:00 a.m. will be paid an additional thirty cents (\$0.30) per hour for the 4:00 p.m. to 12:00 midnight shift and forty cents (\$0.40) per hour for the 12:00 midnight to 8:00 a.m. shift for those hours actually worked. The Field Service Representative employees working other than the normal day shift will receive the shift differential that is applicable from 4:30 p.m. till 8:00 a.m.

When an employee is assigned to repair AMR meters, the Company agrees to pay for work performed at the field service representative rate of pay.

### SECTION 13. AWAITING EMERGENCY CALLS

Four (4) qualified employees with the greatest continuous length of service in the Field Operations Department will be called upon, one each week, to receive and respond to emergency Field Operations calls. The employees so assigned shall be assured of eight (8) hours of standby pay per week to be paid at one and one-half (1-1/2) times their regular rate of pay after meeting the requirements of the eight (8) hours per day/forty (40) hours per week overtime eligibility provision. Work performed on Sunday, or their regular scheduled second day off, will be paid at two (2) times their regular rate of pay. Once these four (4) employees assume this duty they must continue to perform such duties unless they notify the Company in writing sixty (60) calendar days prior to the date they desire to be relieved of such duties. Once a request of this type is received they will not be eligible for eighteen (18) months to reassume these duties and then only if there is such a vacancy in existence. When one of these four (4) employees is on vacation or off for sickness and is scheduled for this duty, the next standby person on the scheduled standby roster will be called upon to fill these duties for that standby period.

#### Field Operations Maintenance On Call

One Utility and one Crew Leader in the Field Operations Department will be called upon each week to receive and respond to maintenance related emergency calls. The employees so assigned shall be assured of eight (8) hours of standby pay per week to be paid at one and one half (1½) times their regular rate of pay after meeting the requirements of the eight (8) hours per day/forty (40) hours per week eligibility provision. Work performed on their normal second day off will be paid at two (2) times their regular rate of pay.

The next person in the classification of the absent employee on the standby roster will be called upon to fill these duties for that standby period when one of these employees is sick or on vacation at the time of their scheduled assignment. The absent employee will be reassigned to the next regular standby assignment scheduled for the employee who was assigned to fill in or wherever needed. This make up assignment shall be for the number of hours the employee was absent.

Should an employee be off work for a period extending beyond on rotation of the schedule and there are no volunteers, the assigned week for the absent employee will be filled by employees having worked the least amount of overtime year to date. They will be drawn from the same classification as the absent employee, with each being assigned one day of week. Choice of assigned days will be given in reverse order, starting with those persons having the most overtime YTD.

Employees may, if they so desire, exchange their standby assignments provided the change is agreeable to the Company and the Union. Once the yearly schedule has been posted and at any time assignment changes are desired, it will be the responsibility of the scheduled employee to find their replacement from the classification of which they hold a position. Crew Leaders and Utility persons assigned to Field Service Emergency Standby duty will not be assigned to the yearly Field Operations on Call schedule, but may fill vacancies on a volunteer basis provided the change is agreeable with the Company and the Union.

SECTION 14. WAGES AND HOURS - PRODUCTION DEPARTMENT

This section shall apply to all employees engaged in the operation and maintenance of the Pumping Station and Filter Plants, pumping and transmitting equipment now maintained at tank sites.

The normal workweek for all employees performing the classes of work specified in this Section shall be forty (40) hours consisting of five (5) consecutive eight (8) hour days. Days off shall be consecutive except in the case of the Treatment Plant Operator-Relief classification. For all time worked in excess of forty (40) hours in any one week or eight (8) hours per day, one and one-half (1-1/2) times the regular hourly rate of pay shall be paid, with the understanding that because of the necessity of continuous operation there shall be no premium pay for work done on Sundays as such. If the employee covered by this Section is required or requested by the Company to perform work on a day which is normally their second day off, they shall in that event be paid two (2) times their regular hourly rate of pay for all time worked on such day.

No daily overtime shall be paid when employees are changing from one shift to another, or when employees at their own request are working extra time in order to get off during regular shifts. Employees shall not be paid daily and weekly overtime for the same hours worked.

The Company agrees that present employees of record on November 1, 1982, who are members of this Union shall be assured forty (40) hours of pay per week, provided that the employees are at all times, during such work week, available for work. This assurance will not be applicable to any employee hired after November 1, 1982.

Employees performing classes of work specified in this Section are normally required to work on the following eleven (11) holidays, namely;

New Year's Day	(2) Personal Floating Holidays*
Good Friday	Thanksgiving Day
Memorial Day	Friday after Thanksgiving
Fourth of July	Christmas Eve (December 24th)
Labor Day	Christmas

when such holidays fall on what are scheduled working days for the employees.

Personal Floating Holidays may be taken with as much notification as possible, with the supervisor' approval. The Company has the final decision to grant the day off as determined by the current workload. Personal Floating Holidays shall be taken within the calendar year January 1 through December 31.

If the employee is absent any time during the last four and one-half (4-1/2) hours of their last scheduled work day prior to a holiday(s) or any time during the first four and one-half (4-1/2) hours of their first scheduled work day following the holiday(s) (or the day the holiday(s) is/are observed) when they are scheduled to work, they shall not be paid for the holiday(s) unless they are subpoenaed or entitled to pay under leave of absence for sickness or accident disability, paid jury duty, paid vacations or paid funeral leave.

When a holiday falls on Saturday or Sunday and is observed by the company on Friday or Monday as the case may be, the holiday bonus will be paid to shift workers for time actually worked on the Saturday and Sunday that the holiday actually falls on, but shall not be paid for time worked by



those employees on the Friday or Monday on which the company observes the holiday. An employee required to work on such a holiday shall receive, in addition, one and one-half (1-1/2) times their regular rate of pay for the hours worked up to eight (8) hours per day or forty (40) hours per week and shall be paid double-time for all time worked in excess of eight (8) hours per day on such Holiday. However, employees shall not be paid both daily and weekly overtime for the same hours worked.

Employees who are scheduled to work on such holidays, but who are not required to do so shall be paid eight (8) hours pay for each such holiday at regular hourly rates of pay. On a holiday, the employee working the actual holiday will receive the premium pay for that day.

When any of these holidays falls on Sunday, it will be observed on the Monday after, except when a holiday falls on Sunday and is followed on Monday by another holiday. In this case the holiday will be observed on Sunday and Monday. Also, any holiday that falls on Saturday will be observed on the preceding Friday except when such holiday is preceded by a holiday on Friday, the holidays will be observed on Friday and Saturday.

Each employee with ninety (90) calendar days or more of continuous service covered by provisions of this Section who does not work on the observed holiday is assured of eight (8) hours pay at their regular hourly rate for the holiday.

For employees covered by this Section, the regular hourly rate of pay shall be as follows:

<u>CLASSIFICATIONS</u>	<u>REGULAR HOURLY RATE EFFECTIVE</u>			
	<u>11/22/10</u>	<u>11/1/11</u>	<u>11/1/12</u>	<u>11/1/13</u>
<u>PRODUCTION DEPARTMENT</u>				
Treatment Plant Operator (Monday – Friday shift)	\$23.97	\$24.57	\$25.18	\$25.81
Treatment Plant Operator (12 Mid. – 8:00 a.m.)	\$25.04	\$25.67	\$26.31	\$26.97
Treatment Plant Operator (4:00 p.m. – 12 Mid. )	\$24.71	\$25.33	\$25.96	\$26.61
Treatment Plant Operator (Swing shift)	\$24.82	\$25.44	\$26.08	\$26.73
Maintenance Technician I	\$23.97	\$24.57	\$25.18	\$25.81
Maintenance Technician II	\$23.97	\$24.57	\$25.18	\$25.81
Treatment Plant Operator - Fixed Relief	\$23.55	\$24.14	\$24.74	\$25.36
Treatment Plant Operator – Relief *	\$22.82	\$23.39	\$23.97	\$24.57
Treatment Plant Operator – Utility (day shift)	\$22.51	\$23.07	\$23.65	\$24.24
Treatment Plant Operator – Utility (12 Mid – 8:00 a.m.)	\$23.60	\$24.19	\$24.79	\$25.41
Treatment Plant Operator – Utility (4:00 p.m. – 12 Mid.)	\$23.26	\$23.84	\$24.44	\$25.05
Treatment Plant Operator – Utility (Swing Shift)	\$23.18	\$23.76	\$24.35	\$24.96

**NOTE for Reference:**

The following shift differential rates will be included for these affected shifts.

Fixed Relief	\$0.12	Swing Shift	\$0.28
12 Midnight – 8:00 a.m. shift -	\$0.40	Swing Shift Utility	\$0.22
4-12 Midnight shift -	\$0.30		

**Note: Annual wage increases are based on base rate but the rate does not include shift differential.**

The senior Treatment Plant Operator-Relief employee will have the right to select the shift they are to relieve, however, once assigned they shall remain on this shift for the duration of the vacancy.

**Production Maintenance On Call:**

The employees in the Maintenance Technician I & II classifications will be called upon, one each week, to be available at all times to receive and take calls in the Production Department. They will receive during that week two (2) times their regular rate of pay for all hours worked due to being called out for overtime. If they are called out to work overtime on their second day off they will receive two and one half (2 ½) times their regular rate of pay for those hours worked.

If an employee is required to work sixteen (16) or more consecutive hours, he/she shall be permitted to take up to an eight (8) hour rest period. This rest period will be excused but unpaid by the Company.

**SECTION 15. RIGHT TO CHANGE SHIFTS**

Employees may, if they so desire, temporarily exchange their shifts provided the change is agreeable to the Company and the Union, and does not interfere with the orderly operation of pumping and filter plants. There will be no change in the employee's normal rate of pay during these exchanges. Temporary exchanges of shifts may be affected if agreeable to employees directly concerned but must occur during the bi-weekly pay period. Any overtime worked as a result of such exchange shall be paid at the employee's normal rate of pay.

**SECTION 16. SHARING OF OVERTIME**

All overtime shall be shared equally and alike in each classification insofar as reasonable and practical (Changing the words "class of work" to "classification" will not change the intent or present interpretation in the handling or sharing of overtime.) If overtime must be assigned, it will be assigned to the individual or individuals in each classification with the least amount of documented overtime, year to date, through the most recent payroll period. Note: The sharing of overtime by the three (3) Backhoe Operators will occur with as much time as reasonably possible.

**SECTION 17. PAY DAYS**

All employees shall be paid Bi-weekly for work done during the two workweeks ending on the preceding Sunday midnight. All pay will be made by direct deposit and will be available in the employee's financial institution on the Friday following the end of the payroll period. Payroll advice statements will be placed in the employee's company mailbox as they become available. All employees hired after 11-1-2010 will be required to enroll in the I-Pay electronic system in order to view the employee's payroll.

SECTION 18. VACATIONS

The vacation year shall be January 1 through December 31. All full time employees shall be entitled to vacation as listed in the schedule below. Any earned vacation must be used within the current vacation year. Should an illness or injury occur that precludes the employee from taking vacation during the calendar year, the Company will agree to pay the employee up to five days of unused vacation.

Employees will be responsible for scheduling vacation when notified by the supervisor to do so. In an extreme situation (i.e. weather condition precludes employees from taking vacation) whereby the Company is unable to accommodate vacation, the Company will agree in those cases only, to pay for unused vacation that cannot be scheduled. Employees must schedule vacation based on available days. Failure to do so will forfeit vacation with the exception of the aforementioned paragraph.

Employees who have been continuously in the service of the Company shall be entitled to the following week's vacation annually:

## Vacation Based on Completed Years of Continuous Service

1 year	10 days	14 years	19 days
2 years	11 days	15 years	20 days
3 years	12 days	16 years	20 days
4 years	13 days	17 years	21 days
5 years	15 days	18 years	21 days
6 years	15 days	19 years	22 days
7 years	16 days	20 years	22 days
8 years	16 days	21 years	23 days
9 years	17 days	22 years	23 days
10 years	17 days	23 years	24 days
11 years	18 days	*24 years	24 days
12 years	18 days	*25 years plus	25 days
13 years	19 days	*30 years plus	30 days

**\*NOTE: Any new hires after November 1, 1998 will no longer be able to earn more than the current allowance of five (5) weeks of vacation for working 24 or more years of service.**

**Effective January 1, 2008, employees hired during the current vacation year will be entitled to one (1) day of vacation for each "Completed Month of Continuous Service" up to 10 days, provided the employee has successfully completed their probationary period. This vacation must be taken before the end of the calendar year, with approval of the supervisor. The Company will allow an exception to this clause for a new employee who is hired during the last quarter of the year.**

Vacation pay shall be equal to the normal weekly wage of the employee, which is forty (40) hours at a regular straight time hourly rate, with the exception of those employees who work from 4:00 p.m. to 12:00 midnight, or 12:00 midnight to 8:00 a.m., and their pay shall be equal to the normal weekly wage plus shift differential.

The Company will allow employees who have earned up to ten (10) days of vacation the option to take two (2) weeks of vacation in increments of one day with as much notification as reasonably possible to their supervisor. The first period will be selected in order of Company seniority and the second pick selected when an opening exists. The Company has the sole right to determine the number of employees exercising this option at any given time.

The company agrees to grant vacations at the time most desired by the employees if possible to do so without interfering with the orderly operation of the plant. In order to provide each employee with the most desirable dates to schedule their vacation, it is agreed that the vacation roster listing employees in descending order of the company seniority be posted November 1 and removed December 15 of each year. The senior employee shall list their desired date as soon as possible, and will post their desired date within 24 hours after being notified by their supervisor to do so. It is further understood that the 24-hour directive will not be given prior to November 5 of each year.

Employees shall be allowed to change their vacation schedule by giving the Company a ten (10) calendar-day notice, provided it does not conflict with another employee's vacation.

An employee bidding into different classifications after the vacation schedule has been posted will reschedule their vacation so that it will not conflict with other employees in that classification or category for that year. All following years, vacation schedules will be made by seniority.

Seniority for vacation purposes shall be divided into five categories as follows:

1. Two employees in the Production Department, exclusive of Maintenance Persons will be permitted to take their vacation at the same time. The senior Treatment Plant Operator-Relief employee would have the right to select the shift they are to relieve, however, once assigned; they shall remain on this shift for the duration of the vacancy.
2. Maintenance Persons. The Maintenance Persons in the Production Department will arrange their vacation schedule with the supervisor of the department.
3. Meter Reader Classification. Two employees in this classification may take their vacations at the same time.
4. Crew Leader and Utility. Two employees in these classifications may take their vacations at the same time.
5. Backhoe Operator. The Backhoe Operators will arrange their vacation schedule with the supervisor of the department.
6. Field Service Representative Classification. Two employees in this classification may take their vacations at the same time.

In the event that a holiday occurs during an employee's vacation, they shall be given, in addition to their regular vacation pay, a bonus equal to the number of hours they would normally work on such day multiplied by their straight time hourly rate.

SECTION 19. DEATH IN FAMILY

The Company shall grant three (3) consecutive scheduled working days at straight time in the event of the death of one of the following members of the employees' immediate family. Immediate family includes husband and wife, children, mother or father, brother, sister and mother-in-law or father-in-law, current step relatives including step children, stepfather or stepmother only. The company shall grant two (2) scheduled work days with pay at straight time in the event of the death of a grandchild, grandmother and grandfather and one (1) scheduled work day with pay at straight time in the event of the death of an immediate son-in-law, daughter-in-law, brother-in-law, sister-in-law, grandmother and grandfather of spouse. The employee shall report to work no later than the second scheduled workday following the funeral. The employee shall advise the Company when he or she shall return to work.

An employee requesting leave must notify their supervisor as early as possible prior to the need for the leave. Employees requesting bereavement leave should be prepared to provide proof of the death in the form of a newspaper obituary notice, a copy of the death certificate, or certified copy of the coroner's report, and the name, telephone number, and address of the funeral home, if their supervisor so requests.

SECTION 20. DISABILITY BENEFITS AND LIFE INSURANCEA. Leaves of Absence for Sickness or Accident Disability

Employees will be granted leaves of absence for sickness or accident disability for the maximum periods shown below:

<u>Length of Service</u>	<u>Maximum Period of Leave of Absence</u>
Up to six months	Two weeks
Six months but less than two years	Twenty-eight weeks
Two years but less than five years	One year
Five years and over	Two years

B. Payments During Leaves of Absence for Sickness or Accident Disability

During periods of leave of absence for sickness or accident disability, except for occupational disability incurred while in the employ of another employer or while self-employed, employees will be paid in maximum amounts hereinafter set forth (as referenced in the Group Insurance Summary Plan Description booklet that is supplied by American Water and is in effect during the terms of the contract.

Each employee who is disabled and unable to perform their regular duties as a consequence of illness or accident shall be paid as follows during such disability:

<u>Length of Service</u>	<u>Maximum Number of Weeks in Any "Disability Year" in Which Payment Will Be Made by Company</u>
At least 90 workdays of service	Ten days per calendar year
<ol style="list-style-type: none"> <li>1. If the employee is entitled to, in any given week, Weekly Sickness and Non-Occupational Benefits under the Group Insurance Plan or Temporary Total Disability Benefits under the Kentucky Workers' Compensation Act, the payment by the Company in such week shall be limited to the difference between the employee's normal weekly earnings and the amount of such benefits.</li> <li>2. The company may require a suitable statement from the employee's medical doctor certifying to the disability or may elect to have a medical doctor selected by it examine the employee.</li> <li>3. The "Disability Year" shall be defined as the twelve month period between January and December. The disability period will renew in January of each year.</li> </ol>	

Effective January 1, 2011, employees will be able to establish a one-time sick bank. The sick bank shall be based on the employee's completed years of service as of December 31, 2010 (i.e. one week of sick for each year of service). Those employees hired prior to November 1, 2010 who have not completed one year of service, shall have a maximum of five days in their sick bank. Employees hired after November 1, 2010 will not be eligible for a sick bank.

Each full-time employee who has completed 90 work days of service will be eligible for 10 days of sick leave at full pay per calendar year to be used for legitimate illness. The Company reserves the right to require proof from the health care provider to certify the need for the medical absence. Employees are required to contact the Company's short-term disability provider if an absence is expected to continue longer than five day. Employees shall exhaust their sick bank prior to going onto to short-term disability.

If an illness continues from one year to another, the employee will continue to draw pay from the company until they have received the maximum weeks available in the year the illness originally occurred. The employee shall not then be entitled to further payments until they return to active employment at least one day, nor shall they be entitled to further payments for the same or related disability until they have returned to active employment for two weeks.

In recognition of the fact that delay sometimes occurs in the determination of benefits payable under the Workers' Compensation Law, the company agrees in order to assure the continuity of income to a disabled employee that it will pay the employee's normal weekly wages in full for the period indicated to the schedule above, subject to agreement by the employee that any benefits currently or subsequently received from the Workers' Compensation Carrier (other than reimbursement of expenses) with respect to said period of disability, shall be assigned to the company.

It is understood that these payments from the Compensation Carrier to be assigned to the company include only weekly benefits for temporary disability.

## SECTION 21. INSURANCE PLAN, PENSION AND 401 (K) SAVINGS PLANS

The Company and the Union agree that the provisions of the American Water System Group Insurance Plan, Pension Plan and 401 (K) Savings Plan shall be in full force and effect through July 31, 2010. The respective Plans may thereafter be amended, modified or terminated through negotiations between American Water Works Company, Inc. and The National Conference of Firemen and Oilers Union. The Company and Union agree to be bound by the results of any renegotiations of the Group Insurance Plan, Pension Plan and 401 (K) Savings Plan between the American Water Works Company, Inc. and the National Conference of Firemen and Oilers Union. Group Insurance, Pension Plan and 401 (K) Savings Plan issues shall not be subject to any local negotiations.

## SECTION 22. DEPARTMENT HEAD NOT TO PERFORM WORK - EXCEPTION

Except in case of actual emergency, the head of a department or foreman covered by this Agreement shall not perform any of the work normally performed by employees under their supervision, but they shall have the right to demonstrate how they desire to have the work performed.

The company may temporarily assign a trainee to work with one of the maintenance or construction crews for the purpose of acquainting the trainee with the various elements of the job to be carried out, along with acquainting the trainee with the various terminology that is used in describing the materials used for a particular job, as well as the type of equipment, etc. that is used. The Company agrees that when this trainee is actually performing the duties that would normally be carried out by members of the bargaining unit, that a member of the bargaining unit will not be required to perform any work, and will simply advise the trainee as to the procedure to be used to carry out the particular job. The Company's intention is to not replace a member of the bargaining unit with the trainee, but to simply assign the trainee as an additional person to a particular job for training purposes.

## SECTION 23. GUARANTEED WORK WEEK AND RIGHT TO SUBCONTRACTING

1. The Company may contract for the following:
  - A. Installation of mains and new fire hydrants.
  - B. Service line renewals which include the tap, the service line, the meter setter and meter box, meter and initiation of service.
  - C. All new service lines which includes the tap, the service line, the meter setter and meter box, meter and initiation of service.
  - D. Painting of fire hydrants.
  - E. Changing length of service meters.

Provided, however, that present employees of record on November 1, 1982, who are members of this union shall be assured forty (40) hours of pay per week, provided that the employees are at all times, during such work week, available for work. This assurance will not be applicable to any employee hired after November 1, 1982.

2. It is further agreed that all maintenance work required, except for the field repair and testing of large (larger than 2") meters in the Meter Repair Program, after the completion of the contracted work referenced in paragraph one of this Section will be performed by members of this Union.

3. It is further understood that members of this Union will perform the installation of other meters, not covered in 1-B, 1-C, and 1-E above.
4. In addition, the Company may, by giving a fifteen- (15) day written notification to the Union, be permitted to utilize contractors to perform union work during peak periods. The notification will include what work is to be performed and the duration of the contracting period.

The Company may contract with temporary employment firms to fulfill summer temporary laborer openings in any Department covered by this contract for periods not to exceed 90 calendar days.

#### SECTION 24. EQUAL OPPORTUNITY EMPLOYER

The employer and the Union agree not to discriminate against any individual with respect to employment matters, including transfer, recruitment, selection for training, discipline, layoff, or rates of pay and other compensation. Further there shall be no discrimination in terms or conditions of employment because of such individual's gender, marital status, race, color, religion, sex, national origin or age, disability, veteran status, sexual orientation or any other characteristic protected by law nor will they limit, segregate or classify employees in any way to deprive any individual employee of employment opportunities because of their race, color, religion, sex, national origin, or age.

#### SECTION 25. SAFETY SHOES

All employees affected by this agreement will wear safety shoes and these shoes will meet with the current OSHA and ANSI Z41.1 standards. The employees will make all safety shoe purchases and the style of shoe to be purchased will be determined by the company. These purchases will not be made while on company time. Whenever an employee feels new shoes are needed they are to check with their immediate supervisor who will issue an authorization form to allow the employee to purchase a new pair of safety shoes. Safety shoe purchases will be made at the approved Shoe-Supplier who will provide a list of approved styles. If the cost of the safety shoes selected exceeds the established dollar limit designated by the Company the employee will pay any overage at the time of purchase to the shoe supplier. Employees will not be allowed to utilize the supplier's online service for this transaction.

#### SECTION 26. SMOKING IN THE WORKPLACE POLICY

Kentucky-American Water is dedicated to providing a healthy and safe work environment for its employees. Efforts to maintain clean indoor air, in facilities and vehicles, by minimizing exposure to side-stream or secondary tobacco smoke are consistent with this goal. The Company will reach this goal by prohibiting the smoking or use of tobacco products in any company facility or vehicle. The chewing of tobacco, use of snuff, etc. are prohibited in all Company facilities and vehicles due to sanitary conditions poor appearance and reduced image which is reflected negatively toward the Company. In addition, these tobacco products will not be allowed at any outdoor job-site if employees are working with or around asbestos cement pipe, underground petroleum tanks, or any chemical storage tank or area. This policy will use the progressive disciplinary steps as outlined in the Company Code of Conduct.



## SECTION 27: MEAL ALLOWANCE

The Company will allow employees to purchase a meal in accordance with the Local Company policy. Employees who have worked an eight (8) hour shift followed by two (2) hours of overtime will be allowed to purchase a meal. The cost of each meal will not exceed \$10.00. An additional meal may be purchased after working an additional four (4) hours.

Generally, meals provided to employees are taxable as fringe benefits and subject to the appropriate taxes. Therefore, employees must attach the meal receipt to the applicable timesheet for reimbursement with the normal wages.

Overtime meals may be purchased with a company credit card if it has been authorized by the supervisor and if the individual is continuing on with their work assignment. The supervisor may also use the company credit card to purchase meals and bring to the site for the purpose of continuing the work. In this situation the expense is borne by the Company and is not considered a taxable fringe benefit.

## SECTION 28. MANAGEMENT OF BUSINESS

The Union recognizes that except as expressly limited by this agreement, the management of the employees, the direction of the workforce and the operation of the plant are vested in the employer. The Union further recognizes that as an aspect of such management rights, the employer may make and enforce such rules as the Company may deem necessary or proper for the conduct of its employees and the operation of the plant, except to the extent that such rules may conflict with the provisions of this agreement.

The above-mentioned management rights are not to be interpreted as being all-inclusive, but merely indicate the type of rights, which belong to and are inherent to management. It is understood that any of the rights, power or authority the Company had prior to the signing of this agreement are retained by the Company, except those specifically abridged, granted or delegated to others or modified by this agreement.

## SECTION 29. COMPLETE AGREEMENT

It is the intent of the parties hereto that the provisions of this agreement, which supersedes all prior agreements and understandings including past practices, oral or written, expressed or implied, between such parties, shall govern their entire relationship and shall be the sole source of any and all rights or claims which may be asserted in arbitration hereunder, or otherwise.

The provisions of this agreement can be amended, supplemented, rescinded or otherwise altered only by mutual agreement in writing hereafter signed by the parties.

**SECTION 30. DURATION OF AGREEMENT**

This agreement shall be in effect from 12:01 a.m., November 22, 2010, and continue until 12:00 midnight, October 31, 2014. Notwithstanding any other provision of this contract, the parties agree that either party may, during the sixty (60) calendar period immediately proceeding the anniversary date of this contract, give notice, in writing, to the other party of its desire to renegotiate a revised agreement.

IN WITNESS WHEREOF, the parties hereto have hereunto set their hands the day and year first above written.

**KENTUCKY-AMERICAN  
WATER**

**NATIONAL CONFERENCE  
OF FIREMEN AND OILERS, LOCAL**

**320**

By Keith Cartier  
Keith Cartier  
Vice-President Operations

By Mike Moses  
Mike Moses  
Representative Local No. 320

By Donna Braxton  
Donna Braxton

By David Winer  
David Winer

By Mitzi Combs  
Mitzi Combs

By David Dean  
David Dean

By Dillard Griffin  
Dillard Griffin

By Erik Hall  
Erik Hall

By Jarold Jackson  
Jarold Jackson

By Larry Horn  
Larry Horn

By Wayne Mattingly  
Wayne Mattingly

By William Lynch  
William Lynch

ATTEST:  
By [Signature]  
Secretary/General Counsel

OUTSIDE UNION CONTRACT

November 1, 2007 -- October 31, 2010

CONTRACT

BETWEEN

KENTUCKY-AMERICAN WATER

AND

NATIONAL CONFERENCE OF FIREMEN AND OILERS

LOCAL UNION 320

	Page
Section 1. Recognition.....	1
Section 2. New Associates.....	2
Section 3. Union Security.....	2
Section 4. Union Dues.....	3
Section 5. Rules, Regulations and Good Faith.....	3
Section 6. Seniority.....	3
Production and Network Department	
Classifications.....	3-4
Job Posting.....	5-6
Section 7. Responsibility.....	6
Section 8. Temporary Transfers.....	6
Section 9. Demotion or Decrease.....	7
Section 10. Representation and Arbitration.....	7-8
Section 11. Leave of Absence.....	8-9
Section 12. Wages and Hours - Network Department.....	9-12
Section 13. Wages and Hours - Production Department.....	12-15
Section 14. Right to Change Shifts.....	15
Section 15. Sharing of Overtime.....	15
Section 16. Awaiting Emergency Calls.....	15-16

Section 17. Pay Days.....	16
Section 18. Vacations.....	17-18
Section 19. Death in Family.....	18
Section 20. Disability Benefits and Life Insurance.....	19-20
Section 21. Insurance, Pension, 401 (K) Savings Plans.....	20
Section 22. Department Head Not to Perform Work Exception.....	21
Section 23. Guaranteed Work Week and Right to Subcontracting.....	21-22
Section 24. Equal Opportunity Employer.....	22
Section 25. Safety Shoes.....	22
Section 26. Smoking In The Workplace Policy.....	22
Section 27. Management of Business.....	23
Section 28. Complete Agreement.....	23
Section 29. Duration of Agreement.....	24

AGREEMENT

THIS AGREEMENT executed on \_\_\_\_\_ and effective as of the \_\_\_\_th of \_\_\_\_\_ by and between KENTUCKY AMERICAN WATER of Lexington, Kentucky party of the first part, hereinafter referred to as the "Company," and NATIONAL CONFERENCE OF FIREMEN AND OILERS, LOCAL 320, of Louisville, Kentucky, party of the second part, hereinafter referred to as the "Union;"

WITNESSETH:

WHEREAS, the Company is engaged in furnishing an essential public service which vitally affects the health, safety, comfort, and general well-being of a large number of people in the communities furnished water service by the Company; and

WHEREAS, the very existence of the Company is conditioned upon carrying out its obligations and responsibilities to the public served; and

WHEREAS, this responsibility to the public is a mutual responsibility of Associates and management which requires that any disputes arising between the Associates and management be settled in an orderly way without interruption of water service; and

WHEREAS, both parties to this Agreement hereby recognize this mutual responsibility of service to the public.

NOW, THEREFORE, in furtherance of harmonious relations among Associates, the Management, and the public, it is mutually agreed by the parties hereto that there shall be no strike or lockout during the term of this Agreement, and this mutually agreed covenant shall continue through the future relations between the parties hereto, and that all matters of dispute pertaining to the interpretation or application of the terms of this Agreement shall be settled by arbitration as hereinafter provided.

It is further agreed as follows:

SECTION 1. RECOGNITION

The Company shall recognize the Union as the sole representative of Associates covered by this Agreement except for the associates covered by what is known as the Inside Contract group, non-union/non-management and management personnel. The Company agrees to bargain collectively with the properly constituted and proven representatives of the Union on the matters affecting such associates.

)  
)

## SECTION 2. NEW ASSOCIATES

It is recognized by the parties hereto that in the operation of the water works property of the Company on account of the responsibility at all times to furnish a safe and adequate supply of water to the City of Lexington and surrounding territory, there can be no division of this responsibility, and it is agreed that the Company, therefore, must be unhampered in the selection of its associates.

The Company agrees that in the filling of vacancies it will give preference to former qualified associates of the Company whose employment was terminated by layoff. Moreover, the Company agrees that this Section is to be understood as subject to the provisions of this Agreement in regard to seniority, and any differences between the Company and the Union under this Section will be subject to the arbitration provisions of this Agreement.

## SECTION 3. UNION SECURITY

The Company agrees that all present associates of the Company represented by the Bargaining Unit must, as a condition of continued employment, become members of the Union within thirty (30) calendar days from the effective date of this Agreement and remain members in good standing for the duration of this Agreement.

The Company further agrees that all new associates eligible for membership in the Bargaining Unit will be required as a condition of continued employment to become members of the Union within thirty (30) calendar days from the date of their employment and remain members in good standing for the duration of this Agreement.

It is further agreed that each new associate shall be granted a period not to exceed ninety (90) calendar days as a probationary period to demonstrate their ability and qualifications to perform the duties for which they were hired. In the event a new associate fails to qualify within the ninety- (90) calendar day period following the date of their employment they shall be discharged. This provision in no way relieves the associate of joining the Union as provided above.

It is agreed between the parties that seniority rights for new associates shall not exist until after ninety- (90) calendar day's continuous employment by the Company. However, after ninety- (90) calendar day's continuous employment, seniority rights shall revert to, and be considered to have been in full force and effect, since the beginning of the ninety- (90) calendar day's continuous employment. An evaluation shall be performed at interim periods during the employment.

#### SECTION 4. UNION DUES

Dues shall be deducted bi-weekly by the Company from the wages of each member of the Union who is an associate of the Company, and who requests and authorizes the Company in writing to make such deductions from their wages or salary. Deductions shall be made by the Company every other week and shall be remitted once per month to the Secretary-Treasurer of the Union.

#### SECTION 5. RULES, REGULATIONS, AND GOOD FAITH

The Union agrees that its officers and members will live up to the Company's reasonable rules and regulations in the interest of safety, economy and continuity of service to the public.

The Union and Company agree that they will not engage in subterfuge for the purpose of defeating or evading the provisions of this Agreement.

#### SECTION 6. SENIORITY

Beginning with the effective date of this contract, the seniority provisions are as follows:

It is understood and agreed that in all cases of job bidding and transfer of associates, the following factors shall be considered.

1. Length of continuous service. (defined as seniority within the outside union group)
2. Qualifications.
3. Physical fitness.

The Company will review all relevant information relating to all bidders on any job and has the right to determine which bidder has the qualifications for the position. Only if it is determined that items 2 and 3 are equal, shall item 1 govern. The first criteria determining the length of continuous service will be company-wide seniority. All associates in the Union are divided into two departments:

#### Production

Associates in the Production Department are classified as follows:

Treatment Plant Operator  
Maintenance Technician I  
Maintenance Technician II  
Treatment Plant Operator - Fixed Relief  
Treatment Plant Operator - Relief  
Treatment Plant Operator - Utility

Network

The associates in the Network Department are classified as follows:

Backhoe Operator  
Junior Backhoe/Crew Leader  
Crew Leader  
Utility  
Meter Technician  
Field Service Representative  
Meter Reader (as of 11-1-88)  
Meter Reader (after 11-1-88 but prior to 11-1-98)  
Meter Reader (as of 11-1-98)

The associates in the Utility classification may be assigned to either the Network or Production Departments.

The evening shift crew/s, if qualified, will be allowed to use the small backhoe without calling in a Backhoe Operator.

Whenever a large backhoe is needed, the senior available qualified Backhoe Operator must be contacted. The Junior Backhoe/Crew Leader will relieve the Backhoe Operator during vacancies, if in the judgment of the company it is needed. The Company reserves the right to fill the Junior Backhoe/Crew Leader position with the senior qualified associate when the position is vacant.

In cases of job bidding or transfer or decrease of associates in any particular department, factor 1 in this Section shall be interpreted to mean length of continuous service within the company.

Seniority shall be in accordance with overall company-wide seniority within the outside union group.

Notice of vacancy in an existing position or a newly created position shall be posted at places accessible to associates affected, and shall remain posted for a period of four consecutive days, within which time applicants eligible and desiring to fill such vacancy shall apply in writing to the official of the Company designated in the notice. Such notice shall set forth title of position to be filled, hours of work, days of relief, rate of pay and outline of duties. Within four consecutive days after the expiration of the posting period, the Company shall have assigned the accepted applicant to such vacancy or newly created position. In the event circumstances exist which will not allow the Company to move the successful bidder, the Company will be granted up to thirty (30) calendar days to move the associate to the duties of the bidden position. If at the end of this thirty- (30) calendar day period the associate is not actually performing these duties, the rate of pay for the bidden position will begin, provided pay scales are not a lower rate of pay.

The decision to apply or not to apply for promotion or transfer to an existing position or a newly created position is entirely within the associate's own option. The Union shall receive a copy of all bids.



When a job vacancy is posted and awarded to the successful bidder in accordance with the provisions of this Agreement, the second successful bidder will be listed on the Notice of Assignment. If the successful bidder who was awarded the position in accordance with this section does not qualify, or within the first 15 working days voluntarily steps down, the job will be awarded to the second successful bidder on the Notice of Assignment. If the second successful bidder does not qualify, or within the first 15 working days voluntarily steps down, the job will be reposted. This procedure will be applicable to all job vacancies, which will be affected by such disqualification or voluntary disqualification, within the first 15 working days, providing the associate, or associates involved have not qualified for the position they presently hold.

In the event a vacancy occurs while an associate is on vacation or sick leave, it is agreed that the Union and Company will jointly notify said associate of the existing vacancy. The Company will send a copy of this notice by regular U.S. mail delivery. The notice will be sent to the address of an associate as listed in the Company files. A copy of all mailed notices will be given to the appropriate shop stewards.

If the Union and the Company are unable to contact said associate, the associate shall be granted 48 hours at the conclusion of their vacation or sick leave the opportunity to bid on the vacancy.

Any associate assigned to a new position shall have up to ninety (90) working days in which to demonstrate their qualifications to perform the duties of that position as determined by the Company. If an associate is unable to qualify, or within the first 15 working days voluntarily steps down, they may return to the position from which they came without loss of seniority, even though an extension of the period has been granted, but shall forfeit for twelve (12) months all rights to bid for any job requiring like skills which may be subsequently posted. When an associate qualifies for a position, their seniority reverts back to the date of the awarding of the job. Company agrees to pay an associate in training for a classified position the rate of pay for that position when they perform the duties by themselves. An associate in training for a higher paying job shall be paid their present rate of pay for the first 90 working days or less if they are qualified sooner by the Company. Payment of the rate of pay as mentioned above shall in no way indicate that the associate has qualified for the position.

When an associate permanently fills a vacancy that requires certification by federal, state or local governmental agencies, they must demonstrate their ability to pass the certification test within ninety (90) calendar days. However, if the associate does not have the required job experience to fulfill the certification requirements of the governmental agency, they may be granted the necessary time to gain the job experience.

The Company reserves the right to temporarily fill any vacancy pending the operation of the procedure described hereinbefore. Temporary layoff shall be considered permanent when the associate has been laid off for twenty-four (24) consecutive months, and any seniority rights established prior to permanent layoff shall, in event of rehiring, be considered nil.

If an associate fails to return to work within ten (10) working days after they have been notified by registered mail to return to work after such layoffs, and does not give a satisfactory reason after investigation by the Company and the Union for their failure to return within said ten

(10) working days, any seniority record theretofore established shall be broken and such seniority record shall thereupon be considered nil.

The senior associate in the top ranking classification in each of the shift departments shall have the right to select the shift they are to work and shall have the right to choose their weekly days off; provided, however, that after the choice is made by the senior operator in the Production Department, the other seniors in the department must choose their days and shifts so as not to require a swing shift associate to work sixteen (16) hours per day, or require the services of more than one (1) swing shift associate for operators. The selection, once made, shall be final unless changed under provision of Section 14.

It is mutually understood and agreed by all parties hereto that because of the Company's responsibility hereinbefore mentioned, the management must and shall be the judge of any associate's qualifications for promotion. However, should any difference of opinion occur in this regard, such differences shall be settled in accordance with the arbitration provisions of this Agreement.

The Company agrees to post permanently, in a conspicuous place in each department and plant, a company-wide seniority list, and such list shall be posted every six- (6) months. After the seniority list is posted, the associates will have thirty (30) calendar days during which they may protest the accuracy of the list in writing. Failing to make such protest within the thirty-(30) calendar day period shall constitute agreement and the list shall become permanent.

In the event an associate is displaced from their classification or department due to a cutback or revision of production or network methods, they may exercise their seniority rights in accordance with their overall company seniority within the outside union group.

#### SECTION 7. RESPONSIBILITY

The shift operator on duty shall be in charge of the normal operation of the Pumping Station.

It is agreed by the parties that the Treatment Plant Operators may be assigned to other non-operator duties within the Plant during emergencies and/or when the plant is shut down.

It is agreed that associates in the various shift classifications will not be transferred from their normal duties to perform duties normally performed by associates in other classifications when it is necessary to replace this associate, except in cases of emergency.

#### SECTION 8. TEMPORARY TRANSFERS

Associates may be assigned temporarily to positions on a reverse seniority basis when feasible and practical, provided no senior associate desires the assignment. Associates temporarily assigned shall be returned to their normal positions within a period not to exceed twenty-five (25) calendar days unless an extension be granted by mutual consent; provided, however, that where such temporary assignments are made to fill vacancies due to vacations, they may be continued for a period of thirty-five (35) calendar days.

When it becomes necessary for the Company to shift associates temporarily to new assignments, there shall be no change in the rate of pay to the associate so temporarily assigned except when such temporary assignment shifts an associate into a higher classification. In such cases the associate shifted temporarily to a higher classification shall receive for such temporary assignment the basic rate of pay established for the position. Associates transferred temporarily to lower paid positions shall continue to receive their regular rate of pay during such temporary transfer. Associates transferred permanently to other positions shall receive the rate of pay for the position to which they are transferred.

It is mutually agreed that adjustments in pay shall not be made under the provisions of this Section unless the transfer continues in effect for two (2) hours or more, and in no case shall the rate of pay of an associate be changed during any work shift or any work day except that when an associate continues without interruption for two (2) hours or more in such temporary assignment, that associate shall be paid the higher rate of pay for all time worked in the higher paid assignment.

When an associate is assigned to repair AMR meters, the Company agrees to pay for work performed at the field service representative rate of pay.

#### SECTION 9. DEMOTION OR DECREASE

When and if it should become necessary to curtail employment in any department associates affected are to be laid off in the inverse order of their employment in accordance with their overall company seniority and re-employed in the reverse order. An associate laid off from any department because of lack of work, may exercise their Company seniority by bumping any less senior associate, provided that they are able to perform the required duties of the new position and meet all the requirements in Section 6 Seniority. In all such cases the Company agrees to notify the Union ten (10) calendar days in advance where the layoff affects permanent full-time associates, and to seek an agreement as to the application of the seniority rights under this Section and under the Seniority Section of the Agreement. If such an agreement cannot be reached, then the question shall be settled under the arbitration provisions of this Agreement.

#### SECTION 10. REPRESENTATION AND ARBITRATION

The direct representatives of the Union shall be associates of the Company and shall be known as "Shop Stewards."

The Shop Stewards shall first attempt to handle all grievances before such grievances are referred to an International Representative of the Union. Associates may have a Shop Steward or witness present when conferences are held between associates and supervisors. Supervisors or other management personnel may require that a Shop Steward or witness be present when conferences are held with associates.

1. Should grievances arise over interpretation or application of the items of this Agreement, the aggrieved party must submit their grievance in writing to a Shop Steward whose duty it will be to confer, within three (3) working days of the occurrence, with the supervisor in an attempt to effect a settlement. The supervisor will have three (3) working days to respond to the grievance at this first step in writing.

2. Should this procedure not result in a settlement, within five (5) working days of the denial at the first step, the matter shall be referred in writing to the Production or Network Superintendent or a designated representative who shall give a reply in writing within five (5) working days of the receipt of the grievance at this level.
3. Failing satisfactory settlement through this office, within fifteen (15) working days of the denial at the second step, the matter shall be referred in writing to the senior ranking official or a designated representative and to an International Representative of the Union. The senior ranking official or a designated representative shall give a reply in writing within a period of fifteen (15) working days of the receipt of the grievance at this level.
4. Should this procedure fail to effect a settlement, the matter shall be referred within five (5) working days, (unless an extension of time is requested by either party, not to exceed fifteen (15) working days), of the denial at the third step, to a mediator who will be selected from either the State Mediation or Federal Mediation services.
5. Should this procedure fail to effect a settlement, the matter shall be referred within five (5) working days, (unless an extension of time is requested by either party, not to exceed fifteen (15) working days), of the denial at the fourth step, to an arbitration board for the selection of an arbitrator.

The Company and the Union will request a representative from the American Arbitration Association who would be mutually accepted by the Company and the Union.

The Arbitrator so constituted shall render a decision within sixty (60) calendar days after meeting, such decision being final and binding upon both parties to this Agreement.

The expense, if any, of the Arbitrator and rental of meeting facilities, shall be shared equally by the parties hereto. Both parties must agree on the location of the meeting facilities.

If an associate claims to have been unjustly discharged, they must file a complaint with the Union to this effect within five (5) working days after the effective date of the discharge. The Union and Company agree that steps 1 and 2 of the grievance procedure will be waived and the grievance moved to the 3rd step. The 3rd step procedure for discharges is that the Union must submit this grievance in writing within fifteen (15) working days of the effective date of the discharge to the senior ranking official of the Company or a designated representative. The senior ranking official or a designated representative shall give a reply in writing within a period of thirty (30) working days of the receipt of the grievance at this level. No person will be terminated without the chief steward, or an international union representative present.

#### SECTION 11. LEAVE OF ABSENCE

Associates may be granted ninety (90) calendar days leave of absence for good cause but without pay and without prejudice to seniority or other rights and such leave of absence may be renewed for one or more successive ninety (90) calendar day periods by mutual agreement between the Company and the Union. Associates seeking such leave of absence must make a request in writing stating the cause, and must present such request to a joint conference between Shop Stewards and management for consideration. If the Shop Stewards and management fail to agree on the granting or denial of the request for leave of absence, then the questions shall be

settled under the arbitration provision of this Agreement. Should such leave of absence be granted as herein provided and the associate is employed by another concern, or should they violate the terms of their leave during such leave of absence, said associate shall forfeit any or all seniority rights herein established.

## SECTION 12. WAGES AND HOURS - NETWORK DEPARTMENT

The provisions of this Section shall apply to all associates in the Network Department who are engaged in reading, testing, repairing, removing and resetting meters, discontinuing and restoring service to consumers, engaged in excavation, backfilling, and other work necessary in the construction, operation and maintenance of the system; in installing and maintaining mains, servicing meters, meter installation, hydrants and valves, including pipe joiners' work, cutting and replacing pavements, yarning, caulking, heating and pouring jointing material, operating and using air compressor, using air compressor tools and equipment, machinery work, carpenter work, painting work and any other trade work necessary in construction and maintaining of vaults, manholes, any other structure in the system, or installation and maintenance of drainage, bracing or sheathing; in loading and unloading pipe, service material, meters, hydrants, and other equipment or materials necessary in the construction, operation or maintenance of the system; in the operating and maintenance of watershed buildings, equipment or any other property; and in the driving of automobiles or trucks incidental to the performance of the various types of work above mentioned.

The Company agrees that present associates of record on November 1, 1982, who are members of the Union shall be assured forty (40) hours of pay per week, provided that the associates are at all times, during such work week, available for work. This assurance will not be applicable to any associate hired after November 1, 1982.

Except in cases of emergency, associates performing the classes of work specified in this Section shall not be required to work on Sundays and the following holidays:

New Year's Day	(2) Personal Floating Holidays*
Good Friday**	Thanksgiving Day
Memorial Day	Friday after Thanksgiving
Fourth of July	Christmas Eve (December 24th)
Labor Day	Christmas

\*One (1) of the Personal Floating Holidays may be taken with as much notification as reasonably possible to their supervisor. The remaining Personal Floating Holiday may be taken with at least three (3) working days notice to the Company. The Company has the final decision to grant the day off as determined by the current workload. The Company has the right to deny the request the day prior to this scheduled day off, if conditions warrant. Personal Floating Holidays shall be taken within the calendar year January 1 through December 31.

\*\*The Sunday Network crew will substitute Easter Sunday for the Good Friday holiday that is observed by all other bargaining unit employees.

When any of these holidays falls on Sunday, it will be observed on the Monday following, except when a holiday falls on Sunday and is followed on Monday by another holiday. In this case the holidays will be observed on Sunday and Monday. Associates not required to work on either holiday will be assured of eight- (8) hours pay at their regular hourly rate for these

holidays. Also, any holiday that falls on Saturday will be observed on the preceding Friday, except when such holiday is preceded by a holiday on Friday, the holidays will be observed on Friday and Saturday.

Each associate with ninety (90) calendar days of continuous service covered by provisions of this Section who does not work on a holiday is assured of eight (8) hours pay at their regular hourly rate for these holidays.

If the associate is absent anytime during the last four and one-half (4-1/2) hours of their last scheduled work day prior to a holiday(s) or anytime during the first four and one-half (4-1/2) hours of their first scheduled work day following the holiday(s) (or the day the holiday(s) is/are observed) when they are scheduled to work, they shall not be paid for the holiday(s) unless they are subpoenaed or entitled to pay under leave of absence for sickness or accident disability, paid jury duty, paid vacation, or paid funeral leave.

When a holiday falls on Saturday or Sunday and is observed by the company on Friday or Monday as the case may be, the holiday bonus will be paid to shift workers for time actually worked on the Saturday and Sunday that the holiday actually falls on, but shall not be paid for time worked by those employees on the Friday or Monday on which the company observes the holiday. An employee required to work on such a holiday shall receive, in addition, one and one-half (1-1/2) times their regular rate of pay for the hours worked up to eight (8) hours per day or forty (40) hours per week and shall be paid double-time for all time worked in excess of eight (8) hours per day on such Holiday. However, associates shall not be paid both daily and weekly overtime for the same hours worked.

Overtime will be paid at one and one half (1 1/2) times their regular hourly rate of pay for all time worked in excess of forty (40) hours per week or eight (8) hours per day. All associates covered by this Section who are required to work on their second scheduled day off shall be paid two (2) times their regular hourly rate of pay. Associates shall not be paid both daily and weekly overtime for the same hours worked.

Associates engaged in programmed inspecting and flushing of fire hydrants shall be paid the regular straight time hourly rate of the Field Service Representative classification and the appropriate shift differential for the hours actually worked as set forth in this contract.

Applications will be received from associates in the Crew Leader and Utility Classifications after a notice has been posted by the Company setting forth its intention to inspect and flush fire hydrants. Selection of the associates for this job shall be in accordance with Section 6 - Seniority.

For the associates covered by this Section, the regular hourly rates of pay shall be as follows:

CLASSIFICATIONS	REGULAR HOURLY RATE EFFECTIVE		
	11/1/07	11/1/08	11/1/09
NETWORK DEPARTMENT			
Backhoe Operator	\$21.68	\$22.33	\$23.00
Junior Backhoe/Crew Leader	\$21.19	\$21.83	\$22.48
Crew Leader	\$20.70	\$21.32	\$21.96
Utility	\$19.63	\$20.22	\$20.83
Meter Technician	\$22.05	\$22.71	\$23.39
Field Service Representative	\$21.68	\$22.33	\$23.00
Meter Reader (as of 11-1-88)	\$21.68	\$22.33	\$23.00
Meter Reader (after 11-2-88 but prior to 11-1-98)	\$20.70	\$21.32	\$21.96
Meter Reader (as of 11-1 98)	\$19.63	\$20.22	\$20.83

The Company has the right to increase or decrease the number of shifts necessary to perform the work of the Company. A lunch period of thirty minutes will be allowed during each shift. If associates are assigned to shifts other than 7:30 a.m. - 4:00 p.m. or 8:00 a.m. to 4:30 p.m., they will receive shift differential premium rate, when appropriate, including overtime on a continuation basis.

The night shift network crew/s will consist of Crew Leader and Utility. This crew will substitute Sunday and Monday for the current listed Saturday and Sunday under Section 12 in regard to holiday observance. Examples of work schedules for the network crews are as follows:

Monday – Friday	7:00 a.m. – 3:30 p.m.
Monday – Friday	7:30 a.m. – 4:00 p.m.
Monday – Friday	12:30 p.m. – 9:00 p.m.
Tuesday – Saturday	7:30 a.m. – 4:00 p.m.
Sunday – Thursday	7:30 a.m. – 4:00 p.m.

In the event no associates bid on the open positions in the network department, the Junior Crew Leader/s and Junior Qualified Utility/s will fill these positions. The night shift Crew Leader position will be bid. If no one bids this relief position, the next Junior Utility Person will be assigned these duties.

The night shift crew will arrange all vacations with the network supervisor.

-12-

The Company will make the decision to fill a vacancy due to sickness, personal business, short-term absences, etc. depending on the workload and anticipated duration of the absence. Only one night shift Field Service Representative associate will be allowed to take their vacation at a time arranged through their immediate supervisor

When any associate covered by the provisions of this Section is directed to report for work they shall receive four (4) hours pay at the rate prescribed in this Agreement, unless notified the night before not to report for work.

There shall be ten (10) associates who will be classified as Crew Leader and who shall receive the Crew Leader rate of pay. When a vacancy occurs in the Crew Leader classification it will be bid.

If a Utility is assigned to be in charge of a vehicle, they shall be paid at the Crew Leader rate of pay.

An associate called back to work after having left the premises of the Water Company will be paid a minimum of two (2) hours pay at one and one-half (1-1/2) times their regular hourly rate, unless called in less than two (2) hours prior to their regular scheduled working hours in which event they shall be paid for the hours worked. Call-in pay is not applicable to those associates awaiting emergency calls or standby duties as covered by Section 16.

If an associate is required to work sixteen (16) or more consecutive hours, he/she shall be permitted to take up to an eight (8) hour rest period. This rest period will be excused but unpaid by the Company.

Associates covered by this Section (Hydrant Flushing), and also Section 16 of this contract, who are required to work on either of the two shifts between 4:00 p.m. and 8:00 a.m. will be paid an additional thirty cents (\$0.30) per hour for the 4:00 p.m. to 12:00 midnight shift and forty cents (\$0.40) per hour for the 12:00 midnight to 8:00 a.m. shift for those hours actually worked. The Field Service Representative associates working other than the normal day shift will receive the shift differential that is applicable from 4:30 p.m. till 8:00 a.m.

It is agreed that the hauling and unloading of chemicals will be performed by associates with less seniority when feasible and practical.

### SECTION 13. WAGES AND HOURS - PRODUCTION DEPARTMENT

This section shall apply to all associates engaged in the operation and maintenance of the Pumping Station and Filter Plants, pumping and transmitting equipment now maintained at tank sites.

The normal workweek for all associates performing the classes of work specified in this Section shall be forty (40) hours consisting of five (5) consecutive eight (8) hour days. Days off shall be consecutive except in the case of the Treatment Plant Operator-Relief classification. For all time worked in excess of forty (40) hours in any one week or eight (8) hours per day, one and one-half (1-1/2) times the regular hourly rate of pay shall be paid, with the understanding that



because of the necessity of continuous operation there shall be no premium pay for work done on Sundays as such. If the associate covered by this Section is required or requested by the Company to perform work on a day which is normally their second day off, they shall in that event be paid two (2) times their regular hourly rate of pay for all time worked on such day.

No daily overtime shall be paid when associates are changing from one shift to another, or when associates at their own request are working extra time in order to get off during regular shifts. Associates shall not be paid daily and weekly overtime for the same hours worked.

The Company agrees that present associates of record on November 1, 1982, who are members of this Union shall be assured forty (40) hours of pay per week, provided that the associates are at all times, during such work week, available for work. This assurance will not be applicable to any associate hired after November 1, 1982.

Associates performing classes of work specified in this Section are normally required to work on the following eleven (11) holidays, namely;

New Year's Day	(2) Personal Floating Holidays*
Good Friday	Thanksgiving Day
Memorial Day	Friday after Thanksgiving
Fourth of July	Christmas Eve (December 24th)
Labor Day	Christmas

when such holidays fall on what are scheduled working days for the associates.

\*One (1) of the Personal Floating Holidays may be taken with as much notification as reasonably possible to their supervisor. The remaining Personal Floating Holiday may be taken with at least three-(3) working days notice to the Company. The Company has the final decision to grant the day off as determined by the current workload. The Company has the right to deny the request the day prior to this scheduled day off, if conditions warrant. Personal Floating Holidays shall be taken within the calendar year January 1 through December 31.

If the associate is absent any time during the last four and one-half (4-1/2) hours of their last scheduled work day prior to a holiday(s) or any time during the first four and one-half (4-1/2) hours of their first scheduled work day following the holiday(s) (or the day the holiday(s) is/are observed) when they are scheduled to work, they shall not be paid for the holiday(s) unless they are subpoenaed or entitled to pay under leave of absence for sickness or accident disability, paid jury duty, paid vacations or paid funeral leave.

When a holiday falls on Saturday or Sunday and is observed by the company on Friday or Monday as the case may be, the holiday bonus will be paid to shift workers for time actually worked on the Saturday and Sunday that the holiday actually falls on, but shall not be paid for time worked by those employees on the Friday or Monday on which the company observes the holiday. An employee required to work on such a holiday shall receive, in addition, one and one-half (1-1/2) times their regular rate of pay for the hours worked up to eight (8) hours per day or forty (40) hours per week and shall be paid double-time for all time worked in excess of eight (8) hours per day on such Holiday. However, associates shall not be paid both daily and weekly overtime for the same hours worked.

-14-

Associates who are scheduled to work on such holidays, but who are not required to do so shall be paid eight (8) hours pay for each such holiday at regular hourly rates of pay. On a holiday, the associate working the actual holiday will receive the premium pay for that day.

When any of these holidays falls on Sunday, it will be observed on the Monday after, except when a holiday falls on Sunday and is followed on Monday by another holiday. In this case the holiday will be observed on Sunday and Monday. Also, any holiday that falls on Saturday will be observed on the preceding Friday except when such holiday is preceded by a holiday on Friday, the holidays will be observed on Friday and Saturday.

Each associate with ninety (90) calendar days or more of continuous service covered by provisions of this Section who does not work on the observed holiday is assured of eight (8) hours pay at their regular hourly rate for the holiday.

For associates covered by this Section, the regular hourly rate of pay shall be as follows:

<u>CLASSIFICATIONS</u>	<u>REGULAR HOURLY RATE EFFECTIVE</u>		
	<u>11/1/07</u>	<u>11/1/08</u>	<u>11/1/09</u>
<u>PRODUCTION DEPARTMENT</u>			
Treatment Plant Operator (Monday – Friday day shift)	\$22.05	\$22.71	\$23.39
Treatment Plant Operator (12 Mid. – 8:00 a.m. Shift)	\$23.03	\$23.72	\$24.43
Treatment Plant Operator (4:00 p.m. – 12 Mid. shift)	\$22.73	\$23.41	\$24.11
Treatment Plant Operator (Swing shift)	\$22.82	\$23.50	\$24.21
Maintenance Technician I	\$22.05	\$22.71	\$23.39
Maintenance Technician II	\$22.05	\$22.71	\$23.39
Treatment Plant Operator - Fixed Relief	\$21.66	\$22.31	\$22.98
Treatment Plant Operator – Relief *	\$20.98	\$21.61	\$22.26
Treatment Plant Operator – Utility (day shift)	\$20.70	\$21.32	\$21.96
Treatment Plant Operator – Utility (12 Mid – 8:00 a.m.)	\$21.70	\$22.35	\$23.02
Treatment Plant Operator – Utility (4:00 p.m. – 12 Mid.)	\$21.39	\$22.03	\$22.69
Treatment Plant Operator – Utility (Swing Shift)	\$21.31	\$21.95	\$22.61

*Rate in shift premium*

**NOTE for Reference:**

The following shift differential rates will be included for these affected shifts.

*Differential Added by*  
*May 2014*

Fixed Relief	\$0.12	Swing Shift	\$0.28
12 Midnight - 8:00 a.m. shift	\$0.40	Swing Shift Utility	\$0.22
4-12 Midnight shift	\$0.30		

Note: Annual wage increases are based on base rate but the rate does not include shift differential.

The senior Treatment Plant Operator-Relief associate will have the right to select the shift they are to relieve, however, once assigned they shall remain on this shift for the duration of the vacancy.

**Production Maintenance On Call:**

The associates in the Maintenance Technician I & II classifications will be called upon, one each week, to be available at all times to receive and take calls in the Production Department. They will receive during that week two (2) times their regular rate of pay for all hours worked due to being called out for overtime. If they are called out to work overtime on their second day off they will receive two and one half (2 1/2) times their regular rate of pay for those hours worked.

If an associate is required to work sixteen (16) or more consecutive hours, he/she shall be permitted to take up to an eight (8) hour rest period. This rest period will be excused but unpaid by the Company.

**SECTION 14. RIGHT TO CHANGE SHIFTS**

Associates may, if they so desire, temporarily exchange their shifts provided the change is agreeable to the Company and the Union, and does not interfere with the orderly operation of pumping and filter plants. There will be no change in the employee's normal rate of pay during these exchanges. Temporary exchanges of shifts may be effected if agreeable to associates directly concerned but must occur during the bi-weekly pay period.

Any overtime worked as a result of such exchange shall be paid at the employee's normal rate of pay.

**SECTION 15. SHARING OF OVERTIME**

All overtime shall be shared equally and alike in each classification insofar as reasonable and practical (Changing the words "class of work" to "classification" will not change the intent or present interpretation in the handling or sharing of overtime.) If overtime must be assigned, it will be assigned to the individual with the least amount of overtime in each classification. Note: The sharing of overtime by the three (3) Backhoe Operators will occur with as much time as reasonably possible.

## SECTION 16. AWAITING EMERGENCY CALLS

Four (4) qualified associates with the greatest continuous length of service in the Network Department will be called upon, one each week, to receive and respond to emergency Network calls. The associates so assigned shall be assured of eight (8) hours of standby pay per week to be paid at one and one-half (1-1/2) times their regular rate of pay after meeting the requirements of the eight (8) hours per day/forty (40) hours per week overtime eligibility provision. Work performed on Sunday, or their regular scheduled second day off, will be paid at two (2) times their regular rate of pay. Once these four (4) associates assume this duty they must continue to perform such duties unless they notify the Company in writing sixty (60) calendar days prior to the date they desire to be relieved of such duties. Once a request of this type is received they will not be eligible for eighteen (18) months to reassume these duties and then only if there is such a vacancy in existence. When one of these four (4) associates is on vacation or off for sickness and is scheduled for this duty, the next standby person on the scheduled standby roster will be called upon to fill these duties for that standby period.

### Network Maintenance On Call

One Utility and one Crew Leader in the Network Department will be called upon each week to receive and respond to maintenance related emergency calls. The associates so assigned shall be assured of eight (8) hours of standby pay per week to be paid at one and one half (1½) times their regular rate of pay after meeting the requirements of the eight (8) hours per day/forty (40) hours per week eligibility provision. Work performed on their normal second day off will be paid at two (2) times their regular rate of pay.

When one of these associates is sick or on vacation at the time of their scheduled assignment, the next person in the classification of the absent associate on the standby roster will be called upon to fill these duties for that standby period.

Associates may, if they so desire, exchange their standby assignments provided the change is agreeable to the Company and the Union. Once the yearly schedule has been posted and at any time assignment changes are desired, it will be the responsibility of the scheduled associate to find their replacement from the classification of which they hold a position. Crew Leaders and Utility persons assigned to Field Service Emergency Standby duty will not be assigned to the yearly Network on Call schedule, but may fill vacancies on a volunteer basis provided the change is agreeable with the Company and the Union.

## SECTION 17. PAY DAYS

All associates shall be paid BI-weekly for work done during the two workweeks ending on the preceding Sunday midnight. All pay will be made by direct deposit and will be available in the employee's financial institution on the Friday following the end of the payroll period. Payroll stubs will be placed in the employee's company mailbox as they become available.

SECTION 18. VACATIONS

Associates who have been continuously in the service of the Company shall be entitled to the following weeks vacation annually:

## Vacation Based on Completed Years of Continuous Service

1 year	10 days	14 years	19 days
2 years	11 days	15 years	20 days
3 years	12 days	16 years	20 days
4 years	13 days	17 years	21 days
5 years	15 days	18 years	21 days
6 years	15 days	19 years	22 days
7 years	16 days	20 years	22 days
8 years	16 days	21 years	23 days
9 years	17 days	22 years	23 days
10 years	17 days	23 years	24 days
11 years	18 days	*24 years	24 days
12 years	18 days	*25 years plus	25 days
13 years	19 days	*30 years plus	30 days

**\*NOTE: Any new hires after November 1, 1998 will no longer be able to earn more than the current allowance of five (5) weeks of vacation for working 24 or more years of service.**

**Effective January 1, 2008, employees hired during the current vacation year will be entitled to one (1) day of vacation for each "Completed Month of Continuous Service" up to 10 days, provided the employee has successfully completed their probationary period. This vacation must be taken before the end of the calendar year, with approval of the supervisor. The Company will allow an exception to this clause for a new associate who is hired during the last quarter of the year.**

Vacation pay shall be equal to the normal weekly wage of the associate, which is forty (40) hours at a regular straight time hourly rate, with the exception of those associates who work from 4:00 p.m. to 12:00 midnight, or 12:00 midnight to 8:00 a.m., and their pay shall be equal to the normal weekly wage plus shift differential.

The Company will allow associates who have earned up to ten (10) days of vacation the option to take two (2) weeks of vacation in increments of one day with as much notification as reasonably possible to their supervisor. The first period will be selected in order of Company seniority and the second pick selected when an opening exists. The Company has the sole right to determine the number of associates exercising this option at any given time.

The company agrees to grant vacations at the time most desired by the associates if possible to do so without interfering with the orderly operation of the plant.

In order to provide each associate with the most desirable dates to schedule their vacation, it is agreed that the vacation roster listing associates in descending order of the company seniority be posted November 1 and removed December 15 of each year. The senior associate shall list their desired date as soon as possible, and will post their desired date within 24 hours after being

notified by their supervisor to do so. It is further understood that the 24-hour directive will not be given prior to November 5 of each year.

Associates shall be allowed to change their vacation schedule by giving the Company a ten (10) calendar-day notice, provided it does not conflict with another associate's vacation.

An associate bidding into different classifications after the vacation schedule has been posted will reschedule their vacation so that it will not conflict with other associates in that classification or category for that year. All following years, vacation schedules will be made by seniority.

Seniority for vacation purposes shall be divided into five categories as follows:

1. Three associates in the Production Department, exclusive of Maintenance Persons will be permitted to take their vacation at the same time. The senior Treatment Plant Operator-Relief associate would have the right to select the shift they are to relieve, however, once assigned; they shall remain on this shift for the duration of the vacancy.
2. Maintenance Persons. The Maintenance Persons in the Production Department will arrange their vacation schedule with the supervisor of the department.
3. Meter Reader Classification. Two associates in this classification may take their vacations at the same time.
4. Crew Leader and Utility. Two associates in these classifications may take their vacations at the same time.
5. Backhoe Operator. The Backhoe Operators will arrange their vacation schedule with the supervisor of the department.
6. Field Service Representative Classification. Two associates in this classification may take their vacations at the same time.

In the event that a holiday occurs during an associate's vacation, they shall be given, in addition to their regular vacation pay, a bonus equal to the number of hours they would normally work on such day multiplied by their straight time hourly rate.

#### SECTION 19. DEATH IN FAMILY

The Company shall grant three (3) consecutive scheduled working days at straight time in the event of the death of one of the following members of the associates' immediate family. Immediate family includes husband and wife, children, mother or fathers, brother, sister and mother-in-law or father-in-law, stepfather or stepmother only. The company shall grant two (2) scheduled work days with pay at straight time for the purpose of attending the funeral of a grandchild, grandmother and grandfather and one (1) scheduled work day with pay at straight time for the purpose of attending the funeral of an immediate brother-in-law, sister-in-law, grandmother and grandfather of spouse. The associate shall report to work no later than the second scheduled workday following the funeral. The associate shall advise the Company when he or she shall return to work.

SECTION 20. DISABILITY BENEFITS AND LIFE INSURANCEA. Leaves of Absence for Sickness or Accident Disability

Associates will be granted leaves of absence for sickness or accident disability for the maximum periods shown below:

<u>Length of Service</u>	<u>Maximum Period of Leave of Absence</u>
Up to six months	Two weeks
Six months but less than two years	Twenty-eight weeks
Two years but less than five years	One year
Five years and over	Two years

B. Payments During Leaves of Absence for Sickness or Accident Disability

During periods of leave of absence for sickness or accident disability, except for occupational disability incurred while in the employ of another employer or while self-employed, associates will be paid in maximum amounts hereinafter set forth (as referenced in the Group Insurance SPD Plan booklet, page 149, regarding 52 weeks of coverage):

An associate shall not be paid for the first day sick leave unless they have not been absent on sick leave during the previous six (6) months or unless they are hospitalized.

The six months above will be reduced to five months for associates with five years of continuous service and will be reduced one additional month for each additional year of continuous service with the company.

Each associate who is disabled and unable to perform their regular duties as a consequence of illness or accident shall be paid as follows during such disability:

<u>Length of Service</u>	<u>Maximum Number of Weeks in Any "Disability Year" in Which Payment Will Be Made by Company</u>
At least six months but less than One year	One week
Over one year	One week for each complete year of service with a minimum of two weeks

1. If the associate is entitled to, in any given week, Weekly Sickness and Non-Occupational Benefits under the Group Insurance Plan or Temporary Total Disability Benefits under the Kentucky Workers' Compensation Act, the payment by the Company in such week shall be limited to the difference between the associate's normal weekly earnings and the amount of such benefits.
2. The company may require a suitable statement from the associate's medical doctor certifying to the disability or may elect to have a medical doctor selected by it examine the associate.
3. The associate's anniversary date of employment shall be used to determine the maximum benefits to which they are entitled.
4. The "Disability Year" shall be defined as the twelve month period between January and December. The disability period will renew in January of each year. The commencement of such a disability year is activated by an absence due to sickness or accident and the extent of benefits for that disability year is determined by the length of service at the beginning of the disability year.

If an illness continues from one year to another, the employee will continue to draw pay from the company until they have received the maximum weeks available in the year the illness originally occurred. Employees shall not then be entitled to further payments until they return to active employment at least one day, nor shall they be entitled to further payments for the same or related disability until they have returned to active employment for two weeks.

In recognition of the fact that delay sometimes occurs in the determination of benefits payable under the Workers' Compensation Law, the company agrees in order to assure the continuity of income to a disabled associate that it will pay the associate's normal weekly wages in full for the period indicated to the schedule above, subject to agreement by the associate that any benefits currently or subsequently received from the Workers' Compensation Carrier (other than reimbursement of expenses) with respect to said period of disability, shall be assigned to the company.

It is understood that these payments from the Compensation Carrier to be assigned to the company include only weekly benefits for temporary disability.

#### SECTION 21. INSURANCE PLAN, PENSION AND 401 (K) SAVINGS PLANS

The Company and the Union agree that the provisions of the American Water System Group Insurance Plan, Pension Plan and 401 (K) Savings Plan shall be in full force and effect through July 31, 2010. The respective Plans may thereafter be amended, modified or terminated through negotiations between American Water Works Company, Inc. and The National Conference of Firemen and Oilers Union. The Company and Union agree to be bound by the results of any renegotiations of the Group Insurance Plan, Pension Plan and 401 (K) Savings Plan between the American Water Works Company, Inc. and the National Conference of Firemen and Oilers Union. Group Insurance, Pension Plan and 401 (K) Savings Plan issues shall not be subject to any local negotiations.



## SECTION 22. DEPARTMENT HEAD NOT TO PERFORM WORK - EXCEPTION

Except in case of actual emergency, the head of a department or foreman covered by this Agreement shall not perform any of the work normally performed by associates under their supervision, but they shall have the right to demonstrate how they desire to have the work performed.

The company may temporarily assign a trainee to work with one of the maintenance or construction crews for the purpose of acquainting the trainee with the various elements of the job to be carried out, along with acquainting the trainee with the various terminology that is used in describing the materials used for a particular job, as well as the type of equipment, etc. that is used. The Company agrees that when this trainee is actually performing the duties that would normally be carried out by members of the bargaining unit, that a member of the bargaining unit will not be required to perform any work, and will simply advise the trainee as to the procedure to be used to carry out the particular job. The Company's intention is to not replace a member of the bargaining unit with the trainee, but to simply assign the trainee as an additional person to a particular job for training purposes.

## SECTION 23. GUARANTEED WORK WEEK AND RIGHT TO SUBCONTRACTING

1. The Company may contract for the following:
  - A. Installation of mains and new fire hydrants.
  - B. Service line renewals which include the tap, the service line, the meter setter and meter box, meter and initiation of service.
  - C. All new service lines which includes the tap, the service line, the meter setter and meter box, meter and initiation of service.
  - D. Painting of fire hydrants.
  - E. Changing length of service meters.

Provided, however, that present associates of record on November 1, 1982, who are members of this union shall be assured forty (40) hours of pay per week, provided that the associates are at all times, during such work week, available for work. This assurance will not be applicable to any associate hired after November 1, 1982.

2. It is further agreed that all maintenance work required, except for the field repair and testing of large (larger than 2") meters in the Meter Repair Program, after the completion of the contracted work referenced in paragraph one of this Section will be performed by members of this Union.
3. It is further understood that members of this Union will perform the installation of other meters, not covered in 1-B, 1-C, and 1-E above.

4. In addition, the Company may, by giving a fifteen- (15) day written notification to the Union, be permitted to utilize contractors to perform union work during peak periods. The notification will include what work is to be performed and the duration of the contracting period.

The Company may contract with temporary employment firms to fulfill summer temporary laborer openings in any Department covered by this contract for periods not to exceed 90 calendar days.

#### SECTION 24. EQUAL OPPORTUNITY EMPLOYER

The employer and the Union agree not to discriminate against any individual with respect to employment matters, including transfer, recruitment, selection for training, discipline, layoff, or rates of pay and other compensation. Further there shall be no discrimination in terms or conditions of employment because of such individual's gender, marital status, race, color, religion, sex, national origin or age, disability, veteran status, sexual orientation or any other characteristic protected by law nor will they limit, segregate or classify associates in any way to deprive any individual associate of employment opportunities because of their race, color, religion, sex, national origin, or age.

#### SECTION 25. SAFETY SHOES

All associates affected by this agreement will wear safety shoes and these shoes will meet with the current OSHA and ANSI Z41.1 standards. The associates will make all safety shoe purchases and the style of shoe to be purchased will be determined by the company. These purchases will not be made while on company time. Whenever an associate feels new shoes are needed they are to check with their immediate supervisor who will issue an authorization form to allow the employee to purchase a new pair of safety shoes. Safety shoe purchases will be made at the approved Shoe-Supplier who will provide a list of approved styles. If the cost of the safety shoes selected exceeds the established dollar limit designated by the Company the associate will pay any overage at the time of purchase to the shoe supplier. Employees will not be allowed to utilize the supplier's online service for this transaction.

#### SECTION 26. SMOKING IN THE WORKPLACE POLICY

Kentucky-American Water is dedicated to providing a healthy and safe work environment for its associates. Efforts to maintain clean indoor air, in facilities and vehicles, by minimizing exposure to side-stream or secondary tobacco smoke are consistent with this goal. The Company will reach this goal by prohibiting the smoking or use of tobacco products in any company facility or vehicle. The chewing of tobacco, use of snuff, etc. are prohibited in all Company facilities and vehicles due to sanitary conditions poor appearance and reduced image which is reflected negatively toward the Company. In addition, these tobacco products will not be allowed at any outdoor job-site if associates are working with or around asbestos cement pipe, underground petroleum tanks, or any chemical storage tank or area. This policy will use the progressive disciplinary steps as outlined in the Company Code of Conduct.

## SECTION 27. MANAGEMENT OF BUSINESS

The Union recognizes that except as expressly limited by this agreement, the management of the associates, the direction of the workforce and the operation of the plant are vested in the employer. The Union further recognizes that as an aspect of such management rights, the

employer may make and enforce such rules as the Company may deem necessary or proper for the conduct of its associates and the operation of the plant, except to the extent that such rules may conflict with the provisions of this agreement.

The above-mentioned management rights are not to be interpreted as being all-inclusive, but merely indicate the type of rights, which belong to and are inherent to management. It is understood that any of the rights, power or authority the Company had prior to the signing of this agreement are retained by the Company, except those specifically abridged, granted or delegated to others or modified by this agreement.

## SECTION 28. COMPLETE AGREEMENT

It is the intent of the parties hereto that the provisions of this agreement, which supersedes all prior agreements and understandings including past practices, oral or written, expressed or implied, between such parties, shall govern their entire relationship and shall be the sole source of any and all rights or claims which may be asserted in arbitration hereunder, or otherwise.

The provisions of this agreement can be amended, supplemented, rescinded or otherwise altered only by mutual agreement in writing hereafter signed by the parties.

)  
)


SECTION 29. DURATION OF AGREEMENT

This agreement shall be in effect from 12:01 a.m., November 1, 2007, and continue until 12:00 midnight, October 31, 2010. Notwithstanding any other provision of this contract, the parties agree that either party may, during the sixty (60) calendar period immediately proceeding the anniversary date of this contract, give notice, in writing, to the other party of its desire to renegotiate a revised agreement.

IN WITNESS WHEREOF, the parties hereto have hereunto set their hands the day and year first above written.


**KENTUCKY-AMERICAN  
WATER**



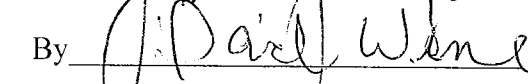


**NATIONAL CONFERENCE  
OF FIREMEN AND OILERS, LOCAL  
320**

By   
\_\_\_\_\_  
President

By   
\_\_\_\_\_  
Representative Local No. 320

ATTEST:

By   
\_\_\_\_\_  
Secretary/General Counsel

By   
\_\_\_\_\_  
By   
\_\_\_\_\_  
By   
\_\_\_\_\_  
By   
\_\_\_\_\_  
By   
\_\_\_\_\_

**KENTUCKY-AMERICAN WATER COMPANY**  
**CASE NO. 2012-00520**  
**COMMISSION STAFF'S FIRST REQUEST FOR INFORMATION**

---

**Witness:**      **Melissa L. Schwarzell**

- 24.** Provide a complete copy of each group medical insurance policy that Kentucky-American currently maintains for its employees.

**Response:**

Please find the attached American Water Group Insurance Plan Summaries. For the Union employees, please refer to pages 2 through 190. For the Non Union employees, please refer to pages 191 through 397.

For the electronic version, please see KAW\_R\_PSCDR1\_NUM24\_012313.pdf.

# Group Insurance Plan

## Summary Plan Description



AMERICAN WATER

*American Water  
Group Insurance Plan  
Summary Plan Description  
For Union Employees  
In Effect as of  
January 1, 2011*

Introduction  
Eligibility  
Overview  
Preferred Provider Organization (PPO) Plan  
General Provisions of the PPO Plan  
Prescription Drug Program  
Dental/Vision Plans  
Flexible Spending Accounts  
Disability Coverage  
Life Insurance  
Employee Assistance Program  
Additional Information  
Claim Filing and Appeal Process  
ERISA Rights  
COBRA General Notice  
Glossary

*The Plan described in this document is based on plan documents and contracts that govern its operation. Because this document is a summary only, it does not describe all of the provisions of the Plan and the possible fact situations that may occur. If a conflict arises between this summary and any official plan documents, the official plan documents will govern.*

---

## *Table of Contents*

<b>Introduction.....</b>	<b>3</b>
<b>About This Document.....</b>	<b>3</b>
<b>The Benefit Programs.....</b>	<b>4</b>
<b>Eligibility.....</b>	<b>5</b>
<b>Coverage for Disabled Children.....</b>	<b>8</b>
<b>Special Rules That Apply to an Adopted Child.....</b>	<b>9</b>
<b>Enrolling for Coverage.....</b>	<b>9</b>
<b>Changes in Status.....</b>	<b>11</b>
<b>The Medical Plan.....</b>	<b>14</b>
<b>The Preferred Provider Organization Plan.....</b>	<b>18</b>
<b>General Provisions of the PPO Plan.....</b>	<b>46</b>
<b>Prescription Drug Program.....</b>	<b>62</b>
<b>Dental Benefits.....</b>	<b>70</b>
<b>Vision Benefits.....</b>	<b>83</b>
<b>Flexible Spending Accounts.....</b>	<b>89</b>
<b>Disability Benefits.....</b>	<b>110</b>
<b>Life Insurance Benefits.....</b>	<b>122</b>
<b>Employee Assistance Program.....</b>	<b>136</b>
<b>Additional Plan Information.....</b>	<b>138</b>
<b>Plan Notices.....</b>	<b>140</b>
<b>Amendment or Termination of the Plan.....</b>	<b>141</b>
<b>Filing a Claim.....</b>	<b>141</b>
<b>Claim Determination and Appeals Process.....</b>	<b>142</b>
<b>Your Rights Under ERISA.....</b>	<b>159</b>
<b>Plan Benefits.....</b>	<b>161</b>
<b>Plan Documents.....</b>	<b>162</b>
<b>Continuation of Health Coverage.....</b>	<b>163</b>
<b>Continuation of Coverage During an Approved Leave of Absence Granted to     Comply With Federal Law.....</b>	<b>170</b>
<b>Confidentiality of Protected Health Information.....</b>	<b>173</b>
<b>List of Contacts.....</b>	<b>175</b>
<b>Glossary.....</b>	<b>178</b>



---

## *Introduction*

Just as American Water provides a comprehensive range of products and services which can be tailored for our customers' individual needs, we provide a flexible, comprehensive benefits package which allows our employees to select the benefits that best meet their needs.

This Summary Plan Description ("SPD") of the Group Insurance Plan of American Water Works Co., Inc. and Its Designated Subsidiaries and Affiliates (the "Plan") supplements the documents and certificates provided by the various insurance carriers and provides a general description, written in non-technical language, of the important provisions of the Plan. There may be other materials (such as an insurance policy or other contractual agreement with a health care or other service provider) that contain more detailed information about Plan benefits. Every effort has been made to ensure that all of these materials contain a consistent description of the Plan's benefits. However, if there is any conflict or inconsistency between these materials, it is the Plan Administrator's responsibility to interpret the conflicting provisions and determine what benefits will be provided under the Plan.

American Water provides this SPD to comply with certain laws and to give you the information you need to use your benefits. Nothing in this document is meant to interpret, extend, or change in any way the provisions of this Plan. No one speaking on behalf of the Plan or the Company can alter the terms of the Plan.

---

## *About This Document*

The benefits described in this document may vary depending on the terms of your collective bargaining agreement. Please refer to your collective bargaining agreement for details. The benefits described are provided by American Water Works Company, Inc., referred to as "American Water" or "the Company" throughout this Summary Plan Description.

Please read this Summary Plan Description carefully and refer to it whenever you have questions about the American Water benefits program or the specific coverages that apply to you. If you have questions about these benefit plans, please contact the Benefits Service Center at (866) 888-8269 or email [Benefits\\_Service\\_Center@amwater.com](mailto:Benefits_Service_Center@amwater.com).

American Water reserves the right to amend the benefit plans described in this SPD. Some of the employees who participate in this Plan do so under the terms of collective bargaining agreements. The Company takes its obligations under those agreements very seriously and will, as required either by the Company's contractual agreements or by law, negotiate changes to the Plan affecting union members with those unions whose members participate in the Plan.

If a question should ever arise concerning the nature and extent of benefits under any aspect of this Plan, the actual legal plan documents – and not this Summary Plan Description – will govern.

---

## *The Benefit Programs*

Your American Water benefits have been designed to reward your commitment to provide excellent service and drive business performance. It can add up to a significant part of your total compensation, giving you added security and peace of mind.

This SPD describes the following employee benefit programs:

- Medical
- Prescription Drug
- Dental/Vision
- Flexible Spending Accounts  
(Health Care and Dependent Care)
- Disability and Sick Leave
- Life Insurance  
(Basic Life, Voluntary Life, AD&D, Spouse or Same-Sex Domestic Partner Life, and Dependent Life)
- Employee Assistance Program

---

## *Eligibility*

You and your eligible spouse or eligible same-sex domestic partner and your eligible child(ren) are eligible to participate in the benefits described in this Summary Plan Description if you are an American Water employee represented by a collective bargaining unit and you are a full-time employee (working not less than 35 hours each week). You are ineligible to participate in the Plan if you:

- Are a part-time employee (working less than 35 hours each week);
- Are classified as a temporary employee in accordance with the Company's personnel policies and practices;
- Perform services for the Company pursuant to an arrangement with a leasing organization or any other third-party, including but not limited to a "leased employee" within the meaning of section 414(n) of the Internal Revenue Code; or
- Are a person who is classified as an independent contractor or otherwise as a person who is not treated as an employee for purposes of withholding federal employment taxes, regardless of any contrary governmental or judicial determination relating to such employment status or tax withholding obligation. If a person described in the preceding sentence is subsequently reclassified as, or determined to be, an employee by the Internal Revenue Service, any other governmental agency or authority, or a court, or if the Company is required to reclassify such an individual as an employee as a result of such reclassification or determination (including any reclassification by the Company in settlement of any claim or action relating to such individual's employment status), such individual shall not become eligible to become a participant in the Plan by reason of such reclassification or determination.

Your eligibility and participation date depends upon the terms of your collective bargaining agreement. A copy of your collective bargaining agreement has been previously provided to you by your union. If you need another copy of this document, contact the Benefits Service Center. If you are on a layoff, on disability, or on leave of absence on your eligibility date, coverage will begin on the day you return to active work.

For purposes of the Medical Plan, the Dental/Vision Plans, and the Health Care Flexible Spending Account, you may provide coverage (subject to your collective bargaining agreement) for:

- Your eligible spouse or eligible same-sex domestic partner.
- Your eligible children from birth to age 26 (i.e., if your child's 26<sup>th</sup> birthday is February 2, 2012, the coverage will end on February 1, 2012) including your:
  - Natural born children;
  - Adopted children;
  - Foster children;
  - Stepchildren or same-sex domestic partner's children; or
  - Grandchildren who live with you in a parent-child relationship; and for whom you are the legal guardian and who reside with you and fully depend on you for support

For purposes of Dependent Voluntary Life Insurance (VLI) (subject to your collective bargaining agreement), you may provide coverage for:

- Your eligible spouse or eligible same-sex domestic partner.
- Your unmarried eligible children from birth to age 19 who are:
  - Fully dependent on you for support;
  - Not employed full-time; and
  - Not in the military service.
- Your unmarried eligible children ages 19 to 23, while:
  - Fully dependent on you for support;
  - Full-time students (attending high school or attending an accredited learning institution with at least 12 credits);
  - Not employed full-time; and
  - Not in the military service.

The word “children” includes natural born children, adopted children, foster children, grandchildren, and stepchildren who meet all of the above criteria, live with you in a parent-child relationship, and must be claimed as tax dependents for federal income tax purposes. The phrase “live with you in a parent-child relationship” means that the child resides in your home on a permanent basis as the place of his or her legal residence – even though the child may be away from your home during certain periods of the year (e.g., to attend school).

To be considered a full-time student, the child must be enrolled in an educational institution and taking at least 12 credit hours per semester/quarter or attend a post-secondary technical school.

When you enroll your same-sex domestic partner, you will be asked to submit an Affidavit of Same-Sex Partnership for Benefit Coverage attesting to certain requirements. If you do not complete the certification process and submit the evidence required within 30 days, your same-sex domestic partner will be removed from coverage. You and your domestic partner must certify that all of the following are true:

- You reside in a state or federal district that recognizes civil unions (defined as a legally recognized union between same-sex domestic partners) or grants or recognizes same-sex marriage certificates, and provide a copy of evidence; or
- You and your same-sex domestic partner share a permanent residence (unless residing in different cities, states, or countries on a temporary basis);
- You and your same-sex domestic partner are each other's sole same-sex domestic partner, have been in this relationship for at least six continuous months prior to the date of the Affidavit, and intend to remain in this relationship indefinitely;
- You and your same-sex domestic partner are of the same sex as each other and neither is currently married or legally separated from another person by law;
- You and your same-sex domestic partner are responsible for each other's common welfare;
- You and your domestic partner are at least age 18;
- You and your domestic partner are not related to each other by blood any closer than would prohibit legal marriage.
- You and your same-sex domestic partner are financially interdependent;
- You and your domestic partner are able to present three or more of the following as evidence of this:
  - Joint ownership of real estate property or joint tenancy on a residential lease;
  - Joint ownership of an automobile;
  - Joint bank or credit account;
  - Joint liabilities (for example, credit cards or loans);
  - A will designating the same-sex domestic partner as primary beneficiary;

- A retirement plan or life insurance policy beneficiary designation form designating the same-sex domestic partner as primary beneficiary; or
- A durable power of attorney signed to the effect that you and your same-sex domestic partner have granted powers to one another.

If you cover a same-sex domestic partner, American Water is required to report income for you that reflects the value of the coverage for tax-reporting purposes. This is known as imputed income. You will receive a W-2 annually for the value of coverage for any domestic partner who is not an IRS tax dependent.

Your eligible spouse, same-sex domestic partner, or child(ren) cannot participate unless you, the employee, also participate.

## Dual Eligibility

An individual is not eligible as both an employee and an eligible spouse, same-sex domestic partner, or child, nor as the eligible spouse, same-sex domestic partner, or child of more than one employee.

---

## *Coverage for Disabled Children*

Coverage for your fully disabled child may be continued past the maximum age for an eligible child.

Your child is fully disabled if:

- He or she is unable to earn his or her own living because of mental disability or a physical disability which started before the date he or she reaches the maximum age for eligible children; and
- He or she depends chiefly on you for support and maintenance.

Proof that your child is fully disabled must be submitted to Horizon no later than 31 days after the date your child reaches the maximum age of 26 for Medical, Dental/Vision, or Health Care Flexible Spending Account coverage; 19, or up to age 23 if attending school full-time for Voluntary Life Insurance.

Coverage will cease on the first to occur of:

- Cessation of the disability;
- Failure to give proof that the disability continues;
- Failure to have any required exam; or
- Termination of coverage for your child for any reason other than reaching the maximum age.

Horizon will have the right to require proof of the continuation of the disability. Horizon also has the right to examine your child, at its own expense, as often as needed while the disability continues. An exam will not be required more often than once each year after two years from the date your child reaches the maximum age.

---

### *Special Rules That Apply to an Adopted Child*

Medical/Dental/Vision coverage for an adopted child will become effective on the date the child is placed with you for adoption, **if you make a written request for coverage within 31 days of his or her placement with your family.**

---

### *Enrolling for Coverage*

*You have the option of declining Medical/Dental/Vision coverage for yourself or your eligible spouse, same-sex domestic partner, or child(ren), or electing only Dental/Vision coverage.*

When enrolling in Medical/Dental/Vision, Health Care Flexible Spending Account, Dependent Care Flexible Spending Account, Voluntary Life Insurance and Dependent Life Insurance coverage, you will need to complete the enrollment process. For health insurance, you will need to indicate if you want to participate in either:

- The Preferred Provider Organization (PPO)/Dental/Vision Plan; or
- Dental/Vision only.

If you are a newly hired eligible employee (see "Eligibility" on page 5) and you want to enroll yourself and your eligible spouse or same-sex domestic partner or child(ren) in these plans, you must complete the enrollment **process within 31 days of your date of hire.**

**Enrolling for benefits and making changes to benefit elections are time-sensitive.**

*Effective August 1, 2012 American Water employees must enroll online through Employee Self Service. Those without access to Employee Self Service should return the completed enrollment forms to the Benefits Service Center within 31 days of the date of hire or life event. In addition, all required documentation must be provided within 30 days following approval of your request.*

**To enroll, you must submit your completed enrollment forms to the Benefits Service Center within 31 days of your date of hire or life event.** Effective August 1, 2012 American Water employees will be able to expedite the enrollment process by enrolling online through Employee Self Service and must utilize this site to enroll or change benefit elections as of this date. All other employees without access to Employee Self Service should continue to submit their completed enrollment forms to the Benefits Service Center. **All required documentation must be provided within 30 days following approval of your enrollment request.** If you do not complete your request and send all required documentation within the required timeframe, you will be unable to make changes to your benefits until the next scheduled open enrollment period.

Your **Benefits Eligibility Date** is the first day of the month following completion of one full month of continuous employment (subject to your collective bargaining agreement). **Example:** If your start date is January 21, your Benefits Eligibility Date is March 1 and your enrollment form should be returned by February 20.

When you enroll your eligible spouse or same-sex domestic partner and child(ren), you will need to provide their names, gender, birth dates, and Social Security numbers.

You also may be asked to provide proof of eligible spouse or same-sex domestic partner and child(ren) status, including but not limited to:

- A marriage certificate;
- A birth certificate;
- Guardianship/adoption papers;
- College report card or transcript (for Voluntary Life Insurance coverage);
- An Affidavit of Domestic Partnership and related documents that prove domestic partnership, as explained on page 7.

**If you are unable to provide the required documentation within 30 days following approval of your enrollment request to enroll or make changes to your election(s), your eligible spouse, same-sex domestic partner, or child(ren) will not be covered.** In addition, you may be required to reimburse American Water for any costs associated with covering an individual who is not an eligible spouse, same-sex domestic partner, or child(ren) and your, as well as your eligible spouse's or same-sex domestic partner's and child(ren)'s coverage may be terminated.



In addition, you will not be able to enroll in a Medical or Dental/Vision Plan, Health Care and Dependent Care Flexible Spending Accounts, Voluntary Life Insurance, or Dependent Life Insurance until the next Open Enrollment period unless you have a Change in Status or a Special Enrollment Period.

The annual Open Enrollment period is an important opportunity to review your coverage levels and make changes to meet your benefit needs for the next Plan Year.

**Coverage levels** are defined as:

- You only.
- Family (you + spouse or same-sex domestic partner + child(ren)).

---

## *Changes in Status*

You may enroll in a Plan as an eligible new hire or during the annual Open Enrollment period. However, if you or your family experiences a Change in Status (as described below), you may enroll in or add or drop coverage for yourself, your eligible spouse, same-sex domestic partner, or child(ren) during the Plan Year on account of, and consistent with, the Change in Status.

**You must complete your request for enrollment within 31 days of the event (see “Enrolling for Coverage” on page 9), and all required documentation must be provided within 30 days following approval of your request. If you do not complete your request and send all required documentation within the required timeframe, you will be unable to make changes to your benefits until the next scheduled open enrollment period. Benefit changes are effective on the date of the life event.**

The following events are changes in status:

- Marriage, registration or dissolving of same-sex domestic partnership, death of spouse, divorce, legal separation, or annulment.
- A child qualifies as an eligible child (see “Eligibility” on page 5).
- Birth, adoption, placement for adoption, or death of an eligible child.
- Termination or commencement of employment by you, your eligible spouse, same-sex domestic partner, or child(ren).

- Reduction or increase in hours of employment by you, your eligible spouse, same-sex domestic partner, or child(ren) that results in a change in employment status, including a switch between part-time and full-time, strike or lockout, or taking or returning from an unpaid leave.
- Your eligible child no longer qualifies because of age or student status.
- Change in residence or worksite of you, your eligible spouse, same-sex domestic partner, or child(ren), if the change results in gain or loss of coverage.
- Your eligible spouse's or same sex domestic partner's employer holds open enrollment at a time other than American Water.
- You become disabled.
- Coverage changes, such as a change in coverage under an eligible spouse's plan.

You can also enroll in or add or drop coverage for your eligible spouse, same-sex domestic partner, or child(ren) during the Plan Year if a judgment, decree, or order resulting from divorce, legal separation, annulment or change in custody requires health coverage for your eligible spouse, same-sex domestic partner, or child(ren) or eligible foster child, or if you or an eligible spouse, same-sex domestic partner, or child(ren) become entitled (or cease to be entitled) to Medicare or Medicaid.

For Life Insurance, your eligible child no longer qualifies because of age, student status, or marriage.

### **Special Enrollment Rights**

If you decline enrollment for yourself or your eligible spouse, same-sex domestic partner, or child(ren) because of other health insurance or group health plan coverage, you may be able to enroll yourself and your eligible spouse or same-sex domestic partner and child(ren) in this Plan if you or your eligible spouse, same-sex domestic partner, or child(ren) loses eligibility for that other coverage (or if the employer stops contributing towards your or your eligible spouse's, same-sex domestic partner's, or child(ren)'s other coverage). However, you must enroll within 31 days after your or your eligible spouse's, same-sex domestic partner's, or child(ren)'s other coverage ends (or after the employer stops contributing toward the other coverage).

A newborn child, an adopted child, or a child placed with you for adoption is automatically covered for the first 31 days of life, the date the child was adopted, or the date the child was placed for adoption.

**To continue coverage for a newborn beyond 31 days, you must complete your request for enrollment within 31 days of the event (i.e., birth or placement for adoption), and all required documentation must be provided within 30 days following approval of your request. If you do not complete your request and send all required documentation within the required timeframe, you will be unable to make changes to your benefits until the next scheduled open enrollment period. Approved benefits changes are effective on the date of the Life Event.**

In addition, if you have a new eligible spouse or child as a result of marriage, you may be able to enroll yourself and your eligible spouse or child(ren). **However, you must complete your request for enrollment within 31 days of the event (e.g., marriage), and all required documentation must be provided within 30 days following approval of your request. If you do not complete your request and send all required documentation within the required timeframe, you will be unable to make changes to your benefits until the next scheduled open enrollment period. Approved benefits changes are effective on the date of the Life Event.**

To request special enrollment **submit your completed enrollment form to the Benefits Service Center within 31 days of your date of hire or life event.** Effective August 1, 2012 American Water employees will be able to expedite the enrollment process by enrolling online through Employee Self Service and must utilize this site to enroll or change benefit elections as of this date. All other employees without access to Employee Self Service should continue to submit their completed enrollment forms to the Benefits Service Center. To obtain more information, contact the Benefits Service Center.

*Note:* Certain events could result in an immediate loss of eligibility for eligible spouses, same-sex domestic partners, and child(ren): if you get divorced or legally separated; if you terminate your domestic partnership; if your eligible child reaches the maximum age for coverage.

Under the Children's Health Insurance Program Reauthorization Act of 2009 ("CHIP"), employer-sponsored group health plans are required to update their mid-year special enrollment period rules. If you, your eligible spouse, or child is eligible, but not enrolled, for coverage under the Plan (including Medical and Dental/Vision), you are eligible to enroll for coverage if you meet either of the following conditions and you request enrollment with the Plan (including Medical/Dental/Vision) no later than 60 days after the date of the event:

- You or your eligible spouse or child(ren) loses eligibility for Medicaid or CHIP coverage; or
- You or your eligible spouse or child(ren) becomes eligible for premium assistance, with respect to coverage under the Plan (including Medical/Dental/Vision), due to coverage with Medicaid or state child health plan.

To request special enrollment or obtain more information, contact the Benefits Service Center.

---

## *The Medical Plan*

Eligible employees and their eligible spouse or same-sex domestic partner and child(ren) may participate in the PPO Plan.

*The PPO Plan emphasizes both preventive care and protection against the cost of illness and serious injury.*

The PPO Plan is administered by Horizon Blue Cross Blue Shield (Horizon). Horizon has negotiated special rates with in-network health care providers in the plans to offer you competitive health care. To locate participating network providers, call (800) 810-BLUE (2583) or use the Provider Finder at [http://www.horizon-bcbsnj.com/national\\_accounts.html](http://www.horizon-bcbsnj.com/national_accounts.html).

*Note: Eligible Hawaii employees and their eligible spouse and child(ren) may participate in the Hawaii Medical Service Association (HMSA) Medical Plan. The plans administered by Horizon do not apply to Hawaii employees. The HMSA medical plan is part of the American Water Group Insurance Plan, the terms of which are incorporated in this Summary Plan Description by reference.*

### **PPO Plan**

With the PPO Plan, you have a choice to make each time you use the Plan: whether to receive care from a doctor, hospital, or health care provider that is part of the plan's network, or from any provider outside the network. You will receive a higher level of coverage (i.e., the Plan will pay a higher percentage of the cost of service) when you receive care through the network and your out-of-pocket costs will be lower compared to receiving care outside of the network.

You do not have to select a primary care doctor to coordinate your care (e.g., when you need specialty services). However, it is always a good idea to maintain a relationship with a doctor who knows you and your medical history and who can help you make the right choices about your care.

**Listings of Network Providers**

To locate providers that participate in the Horizon network, you can call (800) 810-BLUE (2583) or use the *Provider Finder* at [http://www.horizon-bcbsnj.com/national\\_accounts.html](http://www.horizon-bcbsnj.com/national_accounts.html).

**Local 68 Union Medical Plan**

Eligible employees of Local 68 Union and their eligible spouse or same-sex domestic partner and eligible children participate in the medical plan as outlined in the Appendix-Local 68, incorporated into this Plan by reference, and the applicable collective bargaining agreement. If there is a conflict between the terms of this Plan and Appendix-Local 68, the terms of Appendix-Local 68 shall control.

**Hawaii**

Your medical plan is administered by HMSA. Please contact the Benefits Service Center for information.

## ***The Preferred Provider Organization (PPO) Plan***

---

*Note: The benefits described in this section may vary depending on the terms of your collective bargaining agreement. Please refer to your collective bargaining agreement for details.*

---

## *Snapshot of Your 2012 PPO Plan Coverage*

<b>Plan Feature</b>	<b>In-Network</b>	<b>Out-of-Network</b>
<b>Deductible</b> (single/family)	None	\$200/\$600
<b>Coinsurance – Company</b>	80%	50%
<b>Coinsurance – employee</b>	20%	50%
<b>Out-of-pocket maximum</b> (single/family)	\$2,500/\$5,000, including prescription drug, each calendar year	\$5,000 per person each calendar year
<b>Lifetime maximum benefit</b>	Unlimited	Unlimited
<b>Preventive Care<sup>1</sup></b>		
<b>Routine physical exam</b>	100% annual exam	Not covered
<b>Well baby care</b>	100% up to 6 years of age	Not covered
<b>Immunizations</b>	100%	Not covered
<b>Routine hearing exam</b>	100% annual exam	Not covered
<b>Routine OB/GYN exam</b>	100% annual exam	Not covered
<b>Mammography</b>	100% annual exam	Not covered
<b>Physician and Hospital Services</b>		
<b>Office visits</b> (primary care and specialists)	80%	50% after deductible
<b>Allergy testing and treatment centers</b>	80%	50% after deductible
<b>Diagnostic X-ray and lab</b>	Independent lab: 80%	50% after deductible
	Physician's office: 80%	
<b>Hospital inpatient services</b>	80%	50% after deductible and \$250 copayment per admittance
<b>Outpatient surgery</b>	80%	50% after deductible

<sup>1</sup> For more information on the preventive health benefits, log on to [www.horizonblue.com](http://www.horizonblue.com) and click on National Accounts, then click on Preventive Health Information, located on Health and Wellness.

Plan Feature	In-Network	Out-of-Network
<b>Outpatient preadmission testing</b>	80%	50% after deductible
<b>Ambulance</b> (if medically necessary)	80%	80%
<b>Emergency room</b>	80%	80%
<b>Hospital Alternatives</b>		
<b>Home health care</b>	80% (120-visit maximum per calendar year)	50% after deductible (120-visit maximum per calendar year)
<b>Private duty nursing</b>	80% (70-shift maximum per calendar year)	50% after deductible (70-shift maximum per calendar year)
<b>Skilled nursing facility</b>	80% (120-day maximum per calendar year)	50% after deductible (120-day maximum per calendar year)
<b>Hospice inpatient/outpatient</b>	80%	50% after deductible
<b>Durable medical equipment</b>	80%	50% after deductible
<b>Short-term rehabilitation</b>	80% (60-day maximum per calendar year for acute conditions only)	50% after deductible (60-day maximum per calendar year for acute conditions only)
<b>Mental Health and Chemical Dependency</b>	Treated in same manner as other medical/hospital/surgical benefits	

This chart is only a highlight of the medical option features, and certain limits may apply to some features. Out-of-network benefits may be subject to reasonable and customary (R&C) limits and you may be responsible for out-of-network provider charges in excess of R&C limits in addition to a coinsurance. All maximums are combined for mental health and chemical dependency expenses. Mental health and chemical dependency amounts apply to your out-of-pocket maximum. Official Plan documents govern in the event of any inconsistency between the provisions shown here and in the Plan documents.

---

## *The Preferred Provider Organization Plan*

*The Plan is self-insured by American Water. Horizon provides certain administrative services under the Plan.*

The Preferred Provider Organization (PPO) Plan is self-insured by American Water. A plan is considered to be “self-insured” when a company uses its own funds to pay claims. Horizon provides certain administrative and claim payment services under the Plan but does not guarantee benefit payments. The PPO Plan emphasizes preventive care and protects you from the cost of illness and serious injury while providing you with access to a high level of benefits.



**If you want to receive the advantages of the PPO Plan, you should select a doctor within Horizon’s network.** As you may know, Horizon maintains a nationally recognized health care provider network. In fact, most providers and hospitals currently used by our employees are members of the Horizon network. If you cover any college-age children, we anticipate that they will have access to network doctors when they are away at school. To learn which doctors are in the network, call Horizon at (800) 810-BLUE (2583) or use the Provider Finder at [http://www.horizon-bcbsnj.com/national\\_accounts.html](http://www.horizon-bcbsnj.com/national_accounts.html).

You do not have to coordinate your care through a primary care physician (PCP) to receive a high level of benefits. In addition, you do not need to obtain a referral from your PCP in order to see a specialist. However, it’s a good idea to see a PCP first to make sure you are getting appropriate care.

If you obtain care from an out-of-network doctor, the Plan may pay a lower level of benefits and some services (such as preventive care services) are not covered at all.

The PPO Plan provides reasonable access to primary care, specialists, and network hospitals. The standard for distance from an employee’s home to a provider who is accepting new patients is set forth in the following chart, although the actual distance may be greater in some cases:

	Urban Area	Rural Area
<b>Adult Doctor</b> <i>(includes Family Practice and General Internal Medicine)</i>	3 doctors in 8 miles	2 doctors in 12 miles
<b>Pediatrician</b>	2 doctors in 8 miles	2 doctors in 12 miles
<b>OB/GYN</b>	2 doctors in 8 miles	2 doctors in 12 miles
<b>Hospital</b>	1 hospital within 10 miles	1 hospital within 15 miles

---

## *How the Preferred Provider Organization Plan Works*

With the PPO Plan, you do not need to select a PCP before you receive medical care, nor do you need to obtain referrals to see a specialist. However, when you need care, you should choose a doctor from a “network” of health care providers to receive the highest level of benefits under the Plan.

You can select a network provider from among those listed on Horizon's website at [http://www.horizon-bcbsnj.com/national\\_accounts.html](http://www.horizon-bcbsnj.com/national_accounts.html) or by calling Horizon at (800) 810-BLUE (2583).

**If you choose a provider in the network**, you receive a higher level of reimbursement for your medical expenses than you would receive if you chose a provider outside the network.

- You do not have to meet an annual deductible if you use an in-network provider.
- Your in-network health care providers file all your claims.
- Your in-network doctor initiates all required precertification.
- You will not experience any reduction in benefits under the “reasonable and customary” rule because health care providers in the network are allowed to charge only the special rates that Horizon has negotiated with them. (See the Glossary for a definition of “reasonable and customary charge.”)

Under the PPO, you may receive care from any provider you choose.

**If the provider is outside the network:**

- You will have to meet an annual deductible;
- Your level of benefits reimbursable will be lower;
- You will have to file your own claims;
- You will need to initiate precertification for inpatient hospitalization and certain outpatient procedures; and
- You will have to pay any expenses in excess of the “reasonable and customary charges” on which Plan payment is based, in addition to the applicable coinsurance amount.

---

## *When You Need a Specialist*

If you need specialized care, you do not need a referral. Remember, in order to receive the highest level of benefits, you must use a specialist who belongs to the network.

If you need medical services or treatment that is not available within the PPO network, your doctor may recommend a specialist who does not belong to the network. In this case, your doctor must obtain precertification from Horizon and you will receive the higher level of benefits.

---

## *Coverage When You Are Traveling*

You should call Horizon Member Services at (800) 355-BLUE (2583) for a list of participating doctors and hospitals to receive the highest level of benefits.

---

## *In Case of Emergency*

*An emergency is a sudden and unexpected life-threatening medical condition that requires immediate medical or surgical care.*

In case of emergency, get the care you need from the nearest health care facility or doctor. A medical emergency is defined as “a sudden and unexpected life-threatening medical condition that requires immediate medical or surgical care in order to prevent death or a severe health crisis.” Examples include convulsions, excessive bleeding, serious burns, and suspected heart attack.

You will be paid at the Plan’s higher benefit level for emergency care – 24 hours a day, 365 days a year – whether you are at home or away. When you need emergency care, it’s important to seek **immediate** care at the nearest appropriate facility.

When a covered person is confined as a full-time inpatient as the result of an **emergency** admission, you, the person’s doctor, or the hospital must call Horizon Member Services to request certification within 48 hours of the start of the confinement. If the call cannot be made within 48 hours, the call must be made as soon as reasonably possible. The 48-hour requirement is extended to 72 hours when the confinement starts on a Friday or Saturday.

---

## *Precertification*

Precertification is an important feature of the PPO Plan. In order for you to receive the highest level of benefits available, **you, the network hospital, or your doctor** must notify Horizon to precertify any hospital admission and certain outpatient surgical procedures, treatments, and tests. The purpose of this process is to review the medical necessity of a procedure and to approve an appropriate length of stay.

If you elect to get care from an out-of-network provider you will have to initiate the precertification process yourself.

## Procedures Which Must Be Precertified

Precertification is required for:

- All hospital and skilled nursing/convalescent facility admissions;
- Home health care, hospice care, and skilled nursing care; and
- Inpatient treatment for substance abuse and mental disorders.

Call Horizon for all other procedures.

## How to Request Precertification for a Medical Procedure or Admission

To request precertification of an admission or procedure, call the precertification telephone number listed on your PPO Plan ID card, or call Horizon Member Services, toll-free, at **(800) 355-BLUE (2583)** to be directed to the Patient Management site for your area.

To request precertification of an out-of-network admission or procedure, just call the precertification telephone number listed on your ID card or Horizon Member Services, toll-free, at **(800) 355-BLUE (2583)**. You should call at least 14 days before any scheduled admission or outpatient procedure, or as soon as you are aware you need medical care. **In case of emergency, you or a family member should contact Horizon Member Services within 48 hours after the admission or procedure.**

When you call, you will speak to a Medical Consultant who will ask you:

- Your name and PPO Plan identification number;
- The relationship of the patient to you;
- The type of surgical procedure or test you need;
- The name and telephone number of your doctor; and
- When the procedure is scheduled.

The Medical Consultant will review the medical necessity of the proposed inpatient admission, the proposed surgical procedures and treatments, or the proposed inpatient treatment for substance abuse and mental disorders. He or she will compare information about your case with generally accepted medical standards.

For precertification of Mental Health and Substance Abuse admissions, call Magellan at (800) 626-2212.

If the proposed inpatient admission or treatment is medically necessary in accordance with such standards, it will be certified by the Medical Consultant. On the other hand, if other treatment is more appropriate, alternative treatment settings may be suggested. See page 37 for more information regarding precertification.

### **There's a Penalty If You Do Not Precertify**

If you do not call to precertify a hospital admission or any of the procedures or tests listed, you will have to pay a separate \$150 penalty charge, in addition to your applicable coinsurance and/or deductible, before benefits are paid for covered services. This penalty charge will not be applied toward your deductible or your out-of-pocket limit.

### **If Your Hospital Stay Is Longer Than Expected**

If your hospital stay is longer than the approved period, you must notify Horizon Member Services as soon as you are aware your stay must be extended. The Medical Consultant can then work with your doctor to extend the certification of your hospital stay.

---

## ***Your Share of Medical Expenses***

The American Water Medical Plan has been carefully designed to provide quality care and the most value for each dollar spent by you and the Company. Here is how we share the costs of these valuable benefits.

### **Deductibles (out- of-network only)**

A deductible is the amount you must pay before the Plan begins to pay benefits for covered expenses. All deductibles are calculated on an annual basis and must be met every year. Inpatient hospital copayments **do not count** toward meeting the annual deductibles.

- **Single Deductible Limit (per calendar year):** \$200 (out-of-network only; no deductible for in-network).

This calendar year deductible applies to all expenses incurred for out-of-network and for care for your eligible spouse or same-sex domestic partner and child(ren) who live permanently outside the network.

- **Family Deductible Limit (per calendar year) (must be met by expenses of more than one family member):** \$600 (out-of-network only; no deductible for in-network).

This calendar year deductible applies to all expenses incurred for out-of-network and for care for your eligible spouse or same-sex domestic partner and child(ren) who live permanently outside the network.

### **Inpatient Hospital Copayment (out- of-network only)**

There is a separate \$250 copayment for each confinement in an out-of-network hospital. This is a separate amount you pay for each hospital confinement. The inpatient hospital copayment will be applied only once to each hospital confinement, regardless of cause, which is separated by less than 10 days from another confinement.

Expenses used to meet the inpatient hospital copayment cannot be used to meet any other applicable deductible. Expenses used to meet any other applicable deductible cannot be used to meet the inpatient hospital copayment.

The inpatient hospital copayment is \$250 per confinement (out-of-network only).

However, for a confinement of a well newborn child that starts on the day of birth, the inpatient hospital copayment will not exceed the hospital's actual charge for room and board for the first day of confinement on which the child's coverage is in force. To maintain continuous coverage on the newborn, you must add him or her to the Plan through American Water as an eligible child within 31 days of birth.

## Coinsurance

After you meet the applicable annual deductible (out-of-network only), you and American Water share the remaining expenses through coinsurance.

If you use **network doctors, hospitals or hospital alternatives**, the Plan generally pays as follows (although there may be other limits, such as limits on the number of treatments or visits):

Plan Pays	You Pay	Up to 2012 Annual Out-of-Pocket Limit (single/family)
80%	20%	\$2,500 / \$5,000 including prescription drug coverage

If you use **out-of-network doctors, hospitals or hospital alternatives**, the Plan generally pays as follows (although there may be other limits, such as limits on the number of treatments or visits):

Plan Pays	You Pay	Up to 2012 Annual Out-of-Pocket Limit (single/family)
50%	50%	\$5,000 per person

Your in-network coinsurance amounts do not count toward your out-of-network deductible and coinsurance limits.

## Out-of-Pocket Limits

There is a limit to your share of medical expenses each calendar year, called the "out-of-pocket" limit. Your coinsurance amounts count toward these out-of-pocket limits and deductibles, and amounts you are required to pay to out-of-network providers in excess of the reasonable and customary charge **do not** count toward out-of-pocket limits and deductibles.

- **2012 Out-of-Pocket Limits (single/family)**
  - \$2,500 / \$5,000 (in-network)
  - \$5,000 per person (out-of-network)

If you reach your out-of-pocket limit during a calendar year, your covered expenses will be paid at 100% for the remainder of that year (in-network) and at 100% of reasonable and customary charges (out-of-network). Your out-of-pocket limit will be reset to \$0 at the beginning of each year.

However, any expense not determined to be a covered expense, and precertification penalties, do not count toward your out-of-pocket limit.

**Note: In-network prescription drug charges will contribute to the in-network out-of-pocket limit.**

## Lifetime Maximum Benefit

The PPO Plan provides an unlimited lifetime maximum benefit for you and each covered member of your family.

## Your Contributions

You pay your share of the cost for your benefits each pay cycle through convenient *pre-tax* payroll deductions. *Pre-tax* means that your contributions are withheld before federal (and in most cases, state and local) income and FICA (Social Security) taxes are withheld. This reduces your taxable income and the amount of tax you pay. As a result, you have more take-home pay. Because your pre-tax contributions are not subject to FICA taxes, your Social Security benefit at retirement may be slightly reduced if your earnings are under the Social Security Taxable Wage Base (\$110,100 for 2012). However, the loss in future retirement benefits should be more than offset by the current tax savings under the Plan.

---

## *Benefits Payable*

*American Water pays the majority of your benefit costs.*

After any applicable deductible, coinsurance, or copayment amount, the Plan pays benefits subject to the applicable coinsurance and copayment provisions which apply to the type of Covered Medical Expense, except for any different benefit levels described elsewhere in this Summary Plan Description. If an expense is covered as one type of Covered Medical Expense, it cannot be covered as any other type.

---

## *Benefit Maximums*

All maximums included in this Plan are combined maximums between in-network and out-of-network, where applicable, unless specifically stated otherwise.

The following limitations apply to some of the benefits under the PPO Plan:

- **Private Duty Nursing Care**  
70 shifts per calendar year
- **Home Health Care**  
120 visits per calendar year  
(a “visit” is considered to be four hours or less in duration)
- **Skilled Nursing/Convalescent Facility**  
120 days per calendar year
- **Short-Term Rehabilitation**  
60 days per calendar year
- **Private Room Limit**  
The institution’s semi-private rate

---

## *Covered Expenses*

### **Inpatient Hospital Care**

*Inpatient admissions must be precertified to qualify for the maximum benefit payable.*

The Plan covers charges made by a hospital for room (semi-private only), board, and other hospital services and supplies for a person who is confined as a full-time inpatient for the treatment of an injury or illness.

The Plan covers charges made by a hospital for services and supplies for a person who is not confined as a full-time inpatient.

### **Skilled Nursing/ Convalescent Facility**

*Precertification of skilled nursing/convalescent facility services is necessary to receive the maximum benefit payable by the Plan.*

The Plan covers charges made by a skilled nursing/convalescent facility for the following services and supplies furnished to a person while confined to convalesce from an illness or injury.

- Room and board. This includes charges for services such as general nursing care made in connection with room occupancy. Charges for daily room and board in a private room over the Private Room Limit are not covered.
- Use of special treatment rooms.
- X-ray and lab work.
- Physical, occupational, or speech therapy.
- Oxygen and other gas therapy.



- Other medical services usually given by a skilled nursing/convalescent facility, excluding private or special nursing, or doctors' services.
- Medical supplies.

The Plan does not cover skilled nursing/convalescent facility charges made for treatment of:

- Drug addiction.
- Chronic brain syndrome.
- Alcoholism.
- Senility.
- Mental retardation.
- Any other mental disorder.

## Home Health Care

*Home health care is limited to 120 visits in a calendar year. Each visit by a nurse or therapist is one visit. Each visit of up to four hours by a home health aide is one visit.*

Home health care expenses are covered if they are precertified and:

- The charge is made by a home health care agency;
- The care is given under a home health care plan; and
- The care is given to a person in his or her home.

Home health care expenses are charges for:

- Part-time or intermittent care by an RN, or by an LPN if an RN is not available.
- Part-time or intermittent home health aide services for patient care.
- Physical, occupational, and speech therapy.
- Expenses covered to the extent they would have been covered under this Plan if the person had been confined in a hospital or skilled nursing/convalescent facility:
  - Medical supplies, drugs, and medicines prescribed by a doctor; and
  - Lab services provided by or for a home health care agency.

The Plan covers a maximum of 120 home health care visits in a calendar year. Each visit by a nurse or therapist is one visit. Each visit of up to four hours by a home health aide is one visit.

### **The Plan does not cover charges made for:**

- Services or supplies that are not a part of the home health care plan.
- Services of a person who usually lives with you or is a member of your, your spouse's, or your same-sex domestic partner's family.
- Services of a social worker.
- Transportation.

## Routine Physical Exams

*The charges made by your doctor for a routine physical exam given to you, your eligible spouse, your eligible same-sex domestic partner, or your eligible child may be included as Covered Medical Expenses.*

Covered Medical Expenses include charges made by your doctor for a routine physical exam given to you, your spouse, your same-sex domestic partner, or your eligible child.

A routine physical exam is a medical exam given by a doctor for a reason other than to diagnose or treat a suspected or identified injury or illness. Included are:

- X-rays and laboratory and other tests given in connection with the exam; and
- Materials for the administration of immunizations for infectious illness and testing for tuberculosis.

To qualify as a covered physical exam, the doctor's exam must include at least:

- A review and written record of the patient's complete medical history;
- A check of all body systems; and
- A review and discussion of the exam results with the patient or the parent or guardian.

For a child age six and over, Covered Medical Expenses do not include charges for more than one exam in a period of 12 consecutive months.

For you or your spouse or same-sex domestic partner, Covered Medical Expenses do not include charges for more than one exam in a period of 12 consecutive months.

### **Charges for routine physical exams do not include:**

- Services and supplies furnished by an out-of-network provider.
- Services covered to any extent under any other part of this Plan or any other group plan sponsored by American Water.
- Services to diagnose or treat a suspected or identified injury or illness.
- Exams given to a person confined in a hospital or other facility for medical care.
- Services not given by a doctor or under his or her direction.
- Medicines, drugs, appliances, equipment, or supplies.
- Psychiatric, psychological, personality, or emotional testing or exams.
- Exams in any way related to employment.
- Premarital exams.

## Routine Hearing Exams

*The American Water Plan covers a routine hearing exam by a participating provider once every 12 months under the PPO Plan.*

- Vision, hearing, or dental exams.
- Doctor's office visits in connection with immunization or testing for tuberculosis.

Covered Medical Expenses include charges for an audiometric exam. The services must be performed by a network doctor who is certified as an otolaryngologist or otologist, or by an audiologist who:

- Is legally qualified in audiology or holds a certificate of Clinical Competence in Audiology from the American Speech and Hearing Association in the absence of any applicable licensing requirements; and
- Performs the exam at the written direction of a legally qualified otolaryngologist or otologist.

Covered Medical Expenses will not include charges for more than one hearing exam in a period of 12 consecutive months under the PPO Plan.

### **Charges for routine hearing exams do not include:**

- Ear or hearing exams to diagnose or treat an illness or injury.
- Drugs or medicines.
- Hearing care services or supplies covered to any extent under any other part of this Plan or any other group plan sponsored by American Water.
- Hearing care services or supplies for which benefits are provided under any Workers' Compensation law or any other law of similar purpose, whether benefits are payable for all or only part of the charges.
- Hearing care services or supplies which do not meet professionally accepted standards.
- Services or supplies received while the person is not covered.
- Exams given while the person is confined in a hospital or other facility for medical care.
- Exam required by an employer as a condition of employment, or that an employer is required to provide under a labor agreement or required by law.
- Services or supplies furnished by an out-of-network provider.

## Routine Pap Smear

Covered Medical Expenses include charges for one routine Pap smear and related laboratory expenses each calendar year.

## Routine Mammogram

Covered Medical Expenses include charges incurred by a female for one routine mammogram each calendar year, in accordance with American Medical Association Guidelines.

## Benefits Related to Breast Reconstruction

The Plan provides benefits related to breast reconstruction in compliance with the Women's Health and Cancer Rights Act of 1998. This federal law states that group health plans that provide medical and surgical benefits for mastectomy must provide certain additional benefits related to breast reconstruction.

If you (or a covered eligible spouse, same-sex domestic partner, or child) are receiving mastectomy benefits, you are entitled to coverage for:

- Reconstruction of the breast on which the mastectomy has been performed;
- Surgery and reconstruction of the other breast to produce a symmetrical appearance; and
- Prostheses and treatment for physical complications for all stages of a mastectomy, including lymphedemas (swelling associated with the removal of lymph nodes).

The Plan will determine the manner of coverage in consultation with you and your attending doctor. Coverage for breast reconstruction and related services will be subject to the same annual deductibles and coinsurance provisions that apply for the mastectomy.

## Voluntary Sterilization

The charges made by a doctor or hospital for a vasectomy or tubal ligation for voluntary sterilization, even though not incurred in connection with the diagnosis or treatment of an illness or injury, are Covered Medical Expenses. Charges for the reversal of a sterilization procedure are not covered.

## Annual Gynecological Exam

*You may visit your network gynecologist once a year for a routine exam.*

Expenses incurred for one routine self-referred gynecological exam per calendar year, performed by a network doctor, will be considered a Covered Medical Expense. The routine gynecological exam, including one Pap smear and related laboratory expenses, is considered Office Care. No coverage is provided if the exam is performed by an out-of-network provider.

## Maternity

*Benefits are payable for pregnancy-related expenses of female employees and female eligible spouse, same-sex domestic partner, or child(ren) on the same basis as for an illness.*

Pregnancy expenses must be incurred while the person is covered under this Plan. If expenses are incurred after the coverage ceases, they will be considered for benefits only if satisfactory evidence is furnished to Horizon that the person has been totally disabled since her coverage terminated.

Any pregnancy benefits payable by previous group health coverage will be subtracted from health benefits payable for the same expenses under this Plan.

Medical care related to pregnancy, childbirth, abortion, or miscarriage includes the hospital delivery and hospital stay for at least 48 hours after a vaginal delivery or 96 hours after a cesarean section, if the attending practitioner determines that inpatient care is medically necessary and appropriate or if requested by the eligible mother notwithstanding medical necessity and appropriateness.

The attending provider, after consulting with the mother, may discharge the mother and newborn earlier than 48 hours following a vaginal delivery or 96 hours following a caesarean section.

## Mouth, Jaws, and Teeth

*The Medical Plan covers certain treatments of the mouth, jaws, and teeth only in the event of injury. Treatment must be of, or related to, the teeth, mouth, jaws, jaw joints, or supporting tissues (these include bones, muscles, and nerves).*

The Medical Plan will cover certain dental expenses, but only in the event of injury. Charges for root canal therapy; routine tooth removal (which does not involve cutting of the bone); and in-mouth appliances, crowns, bridgework, dentures, tooth restorations, and any related fitting or adjustment services (whether or not their purpose is to relieve pain) are covered if they are required as the result of injury to the mouth, jaw, or teeth.

The Medical Plan does not cover charges to remove, repair, replace, restore, or reposition teeth which are lost or damaged in the course of biting or chewing. Charges to repair, replace, or restore fillings, crowns, dentures, or bridgework are not covered by the Medical Plan. Non-surgical periodontal treatment is excluded, as are charges for dental cleaning; in-mouth scaling, planing, or scraping; and myofunctional therapy (muscle training therapy to correct or control harmful habits).

The following services and supplies furnished for the treatment of the mouth, jaws, jaw joints, teeth, and supporting tissues (including bones, muscles, and nerves) are Covered Medical Expenses and not part of the Dental Plan. For these expenses, “doctor” includes a dentist.

- Surgery needed to treat a fracture, dislocation, or wound or to cut out teeth partly or completely impacted in the jawbone. Covered surgery may cut out teeth that will not erupt through the gum, as well as other teeth that cannot be removed without cutting into bone.
- Also covered are surgeries that cut out the roots of a tooth without removing the entire tooth, as well as removing cysts, tumors, or other diseased tissues while cutting into the gums and tissues of the mouth. This is covered only when not done in connection with the removal, replacement, or repair of teeth. Covered surgery may also alter the jaw, jaw joints, or bite relationships by a cutting procedure when appliance therapy alone cannot result in functional improvement.

- Non-surgical treatment of infections or illnesses of the mouth, jaws, jaw joints, and supporting tissues (including bones, muscles, and nerves). This does not include those of, or related to, the teeth.
- Dental work, surgery, and orthodontic treatment needed to remove, repair, replace, restore, or reposition natural teeth damaged, lost, or removed, and other body tissues of the mouth fractured or cut due to injury. The accident causing the injury must occur while the person is covered under the Medical Plan.

Any such teeth must have been free from decay or in good repair and firmly attached to the jawbone at the time of the injury.

If crowns (caps), dentures (false teeth), bridgework, or in-mouth appliances are installed due to such injury, Covered Medical Expenses include only charges for the following:

- The first denture or fixed bridgework to replace lost teeth;
- The first crown needed to repair each damaged tooth; and
- An in-mouth appliance used in the first course of orthodontic treatment after the injury.

Except as provided for injury, the Medical Plan does not cover charges for in-mouth appliances, crowns, bridgework, dentures, tooth restorations, or any related fitting or adjustment services, whether or not the purpose of such services or supplies is to relieve pain. In addition, the Medical Plan does not cover root canal therapy or routine tooth removal (not needing cutting of the bone).

## Skilled Nursing Care

*Coverage for private duty nursing is limited to 70 shifts per calendar year. Each period of private duty nursing of up to eight hours will be considered one private duty nursing shift.*

Facility charges for bed and board, including diets, drugs, medicines and dressings and general nursing service in a “Skilled Nursing Facility. Benefits are available for 120 days of care during any one benefit period.

Home Health Agency care services and supplies are covered only if furnished by providers on a part-time or intermittent basis, except when full-time or 24-hour service is needed on a short-term basis.

The home health care plan must be established in writing by the patient’s practitioner within 14 days after home health care starts and it must be reviewed by the patient’s practitioner at least once every 60 days.

No prior inpatient admission is required.

Each visit by a home health aid, nurse, or other provider whose services are authorized under the home health care plan can last up to four hours. This does not include:

- Services furnished to family members, other than the patient; or
- Services and supplies not included in the home health care plan.

## Hospice Care

*The Plan covers inpatient or outpatient hospice care for an individual who has been diagnosed as having six months or less to live.*

*Inpatient hospice care must be precertified to be covered at the highest level payable by the Plan.*

Charges made for the following inpatient services furnished to a person for hospice care when given as a part of a Hospice Care Program are included as Covered Medical Expenses, provided pre-certification is received.

### **Inpatient Care**

Room and board and other services and supplies furnished to a full-time inpatient for pain control and other acute and chronic symptom management.

Charges for daily room and board in a semi-private room over the Private Room Limit are not included.

### **Facility and Doctor Expenses**

*The Plan covers charges made on its own behalf by a:*

- Hospice Care Facility;
- Hospital;
- Skilled Nursing/Convalescent Facility; or
- Doctor.

### **Outpatient Care**

The Plan covers charges made by a Hospice Care Agency for the following outpatient services and supplies (if precertified).

- Part-time or intermittent nursing care by an RN or LPN for up to eight hours per day.
- Medical social services under the direction of a doctor, including:
  - Assessment of the person's social, emotional, and medical needs, and the home and family situation;
  - Identification of available community resources; and
  - Assisting the person to obtain resources needed to meet the person's assessed needs.
- Psychological and dietary counseling.
- Consultation or case management services by a doctor.
- Physical and occupational therapy.
- Part-time or intermittent home health aide services (consisting mainly of caring for the person) for up to eight hours per day.
- Medical supplies, drugs, and medicines prescribed by a doctor.



Charges made by the providers below for Outpatient Care, but only if the provider is not an employee of a Hospice Care Agency and the agency retains responsibility for the care of the person:

- A doctor for consultant or case management services.
- A physical or occupational therapist.
- A Home Health Care Agency for:
  - Physical or occupational therapy.
  - Part-time or intermittent home health aide services consisting mainly of caring for the person for up to eight hours per day.
  - Medical supplies, drugs, and medicines prescribed by a doctor.
  - Psychological and dietary counseling.

**Charges for the following services are not included:**

- Bereavement counseling.
- Funeral arrangements.
- Pastoral counseling.
- Financial or legal counseling, including estate planning or the drafting of a will.
- Homemaker or caretaker services. These are services which are not solely related to care of the person, including sitter or companion services for either the person who is ill or to other members of the family, transportation, housecleaning, and maintenance of the house.
- Respite care. This is care furnished during a period of time when the person's family or usual caretaker is unable or unwilling to attend to the person's needs.

**Short-Term  
Rehabilitation**

Charges made by a doctor or a licensed or certified physical, occupational, or speech therapist for Short-Term Rehabilitation services to treat acute conditions are Covered Medical Expenses.

Short-Term Rehabilitation services consist of the following services furnished to a person who is not confined as an inpatient in a hospital or other facility for medical care:

- Physical therapy;
- Occupational therapy; or
- Speech therapy.



*Short-Term Rehabilitation is therapy which is expected to result in the improvement of a body function (including the restoration of the level of an existing speech function) which has been lost or impaired due to an injury, an illness, or a congenital defect.*

*You and your covered eligible spouse or same-sex domestic partner and child(ren) are covered for a maximum of 60 days of Short-Term Rehabilitation services during a calendar year, as long as the treatment is certified by Horizon.*

This therapy shall be expected to result in significant improvement of the person's condition within 60 days from the date the therapy begins.

Charges for Short-Term Rehabilitation services are covered for a maximum of 60 days per calendar year, as long as the treatment is precertified.

**The following services are not covered as Short-Term Rehabilitation services:**

- Services covered to any extent under any other part of this Plan or any other group plan sponsored by American Water.
- Services received while the person is confined in a hospital or other facility for medical care.
- Services not performed by a doctor or not under his or her direct supervision.
- Services rendered by a physical, occupational, or speech therapist who lives in the person's home, or who is a part of the family of either the person or the person's spouse or same-sex domestic partner.
- Services rendered for the treatment of delays in speech development, unless resulting from:
  - Illness;
  - Injury; or
  - Congenital defect.
- Special education, including lessons in sign language, to instruct a person whose ability to speak has been lost or impaired, to function without that ability.
- Any services not provided in accordance with a specific treatment plan that:
  - Details the treatment to be rendered and the frequency and duration of the treatment.
  - Provides for ongoing reviews and is renewed only if therapy is still necessary.

## Emergency Care

*In the event of a medical emergency, the Plan covers treatment in a hospital emergency room.*

If emergency care is received in a hospital emergency room while a person is not a full-time inpatient, the hospital's charges will be Covered Medical Expenses and paid at the appropriate copayment/coinsurance.

“Emergency care” means the first treatment given in a hospital emergency room right after the sudden and (at that time) unexpected onset of a change in a person's physical or mental condition that requires hospital level care because:

- The care could not safely and adequately have been provided other than in a hospital or adequate care was not available elsewhere in the area at the time and place it was needed; and
- If the hospital level care were not given, the emergency described above could, as determined by Horizon, reasonably be expected to result in:
  - Loss of life or limb;
  - Significant impairment to bodily function; or
  - Permanent dysfunction of a body part.

## Non-Emergency Care in an Emergency Room Other Covered Medical Expenses

If non-emergency treatment is received in a hospital emergency room while a person is not a full-time inpatient, benefits will be denied.

Other Covered Medical Expenses include:

- Doctor's charges.
- Diagnostic lab work and X-rays.
- X-ray, radium, and radioactive isotope therapy.
- Anesthetics and oxygen.
- Rental of durable medical or surgical equipment. Not included are charges for more than one item of equipment for the same or similar purpose.
  - “Durable Medical and Surgical Equipment” is equipment made to withstand prolonged use and used mainly in the treatment of an illness or injury. It must be suited for use in the home, not normally of use to persons without an illness or injury, and not used to alter quality or temperature, or for exercise or training.
- The purchase, repair, or replacement of durable medical and surgical equipment and accessories needed to operate it.
  - The initial purchase is covered only if Horizon agrees that long-term use is planned and the equipment cannot be rented, or it is likely to cost less to buy it than to rent it.
  - Replacement is covered only if Horizon agrees that it is needed because of a change in the person's physical condition, or it is likely to cost less to buy a replacement than to repair the existing equipment or to rent similar equipment.

- Artificial limbs and eyes. However, eyeglasses, hearing aids, orthopedic shoes, or other devices to support the feet are not included.
- Professional ambulance service to transport a person from the place of the injury or onset of illness to the first hospital where treatment is given.

---

## ***Pre-Existing Conditions***

Pre-existing conditions do not apply under any Horizon Plan.

---

## ***Certification for Hospital Admissions (including hospitalizations for alcoholism, drug abuse, or mental disorders)***

*Inpatient hospital confinements must be precertified to qualify for the highest level of benefits paid by the Plan. If precertification is not obtained, benefits will be reduced or denied.*

Inpatient hospital confinements must be precertified to qualify for the highest level of benefits paid by the Plan. Covered Medical Expenses incurred on any day not certified during the confinement will be paid as shown below if:

- You become confined in a hospital as a full-time inpatient; and
- It has not been certified that the confinement (or any day of the confinement) is necessary; and
- The confinement has not been ordered and prescribed by your doctor.

### **Hospital Expenses Incurred During the Confinement**

If certification has been requested and denied for part of the confinement, no benefits will be paid for Hospital Expenses incurred for room and board for that day(s). Benefits for all other Hospital Expenses will be paid at the appropriate copayment/coinsurance.

If certification has not been obtained, you will have to pay a \$150 penalty charge before benefits are paid for covered services.

Benefits for expenses in excess of the Excluded Amount will be paid at the appropriate copayment/coinsurance.

If certification has not been requested and the confinement (or any day of the confinement) is necessary, Hospital Expenses up to the Excluded Amount will not be deemed to be Covered Medical Expenses. Benefits for all other Hospital Expenses will be payable at the appropriate copayment/coinsurance.

### **Other Covered Medical Expenses**

Benefits will be paid at the appropriate copayment/coinsurance.

Whether or not a day of confinement is certified, no benefit will be paid for expenses incurred on any day of confinement as a full-time inpatient if excluded by any other terms of this Plan, except that if certification has been given for a day of confinement, excluding services and supplies because they are not necessary will not be applied to expenses for hospital room and board.

In the event of an **urgent** admission, you, the person's doctor, or the hospital must call Horizon Member Services for certification before the person is confined as a full-time inpatient.

An urgent admission is one required as the result of an injury caused by an accident; the diagnosis of an illness; or the onset of, or change in, an illness. The person's condition does not require emergency medical care, but is severe enough to require confinement in a hospital within two weeks of the date the doctor determines that confinement is required.

A "non-urgent admission" is one which is not an emergency admission or an urgent admission.

When a covered person is confined as a full-time inpatient as the result of an **emergency** admission, you, the person's doctor, or the hospital must call Horizon Member Services to request certification within 48 hours of the start of the confinement. If the call cannot be made within 48 hours, the call must be made as soon as reasonably possible. The 48-hour requirement is extended to 72 hours when the confinement starts on a Friday or Saturday.

*Call the precertification number on your ID card or Horizon Member Services at (800) 355-BLUE (2583) to obtain certification of a hospital inpatient admission. Written notice of the number of days certified will be sent promptly to the hospital. A copy will be sent to you and the doctor.*

An admission is considered to be an **emergency** when the doctor admits the person to the hospital right after the sudden and (at that time) unexpected onset of a change in the person's physical or mental condition which could be life-threatening or result in significant impairment or permanent dysfunction if the person is not immediately confined as a full-time hospital inpatient.

If, in your doctor's opinion, it is necessary for you to be confined for a longer time than already certified, you, the doctor, or the hospital may request that more days be certified by calling the precertification number on your ID card or Horizon Member Services at **(800) 355-BLUE (2583)**. This must be done on or before the last day that has already been certified.

Written notice of the number of days certified will be sent promptly to the hospital. A copy will be sent to you and the doctor.

---

## *Certification for Skilled Nursing/Convalescent Facility Care, Home Health Care, and Hospice Care*

*Precertification is required for confinements in a Skilled Nursing/Convalescent Facility or hospice, and for home health care and outpatient hospice care. If precertification is not obtained, benefits may be reduced.*

Covered Medical Expenses will be paid as shown below if incurred:

- While a person is confined in a Skilled Nursing/Convalescent Facility or hospice; or
- For services or supplies for home health care, hospice care, or skilled nursing care when a person is not confined as an inpatient; and
- It has been certified that such confinement or care is necessary; and
- The confinement or care has been ordered and prescribed by your doctor.

### **Facility Expenses**

If certification has been requested and denied, no benefits will be paid for Skilled Nursing/Convalescent Facility expenses or Hospice Care Facility expenses incurred for room and board. Benefits for all other Skilled Nursing/Convalescent Facility expenses or Hospice Care Facility expenses incurred during the confinement will be paid at the appropriate copayment/coinsurance.

If certification has not been requested and the confinement (or any day of the confinement) is not necessary, no benefits will be paid for Skilled Nursing/Convalescent Facility expenses or Hospice Care Facility expenses incurred for room and board. For all other Skilled Nursing/Convalescent Facility expenses or Hospice Care Facility expenses incurred during the confinement:

- Expenses up to the Excluded Amount will not be deemed to be Covered Medical Expenses.
- Benefits for all other such expenses will be paid at the appropriate copayment/coinsurance.

If certification has not been requested and the confinement (or any day of the confinement) is necessary, Skilled Nursing/Convalescent Facility expenses or Hospice Care Facility expenses incurred during the confinement, up to the Excluded Amount, will not be deemed to be Covered Medical Expenses. Benefits for all other such expenses incurred during the confinement will be paid at the appropriate copayment/coinsurance. As to all other Covered Medical Expenses incurred during the confinement, benefits will be paid at the appropriate copayment/coinsurance.

If certification for a service or supply has been requested and denied, or if certification has not been requested and the service or supply is not necessary, no benefits will be paid for the denied or unnecessary service or supply.

If certification has not been requested for a service or supply and the service or supply is necessary, benefits for the necessary service or supply will be paid as follows:

- Expenses incurred for the service or supply, up to the Excluded Amount, will not be deemed to be Covered Medical Expenses;
- Benefits for all other Covered Medical Expenses incurred for the service or supply will be paid at the appropriate copayment/coinsurance.

Whether or not a day of confinement or a service or supply has been certified, no benefit will be paid if the charges for the confinement or service or supply are excluded by any other terms of this Plan, except that, to the extent a day of confinement has been certified, excluding services and supplies because they are not necessary will not apply to:

- Skilled Nursing/Convalescent Facility expenses for room and board.
- Hospice Care Facility expenses for room and board.

## Expenses for Services or Supplies

*To get certification you must call the precertification number on your ID card or Horizon Member Services at (800) 355-BLUE (2583). Such certification must be obtained before an expense is incurred. Prompt written notice will be provided to you of the days of confinement and services or supplies which have been certified.*

To the extent that such service or supply has been certified for home health care, hospice care, or skilled nursing care, excluding services or supplies because they are not necessary will not apply to the service or supply.

If a person's doctor believes that the person needs more days of confinement or services or supplies beyond those which have been already certified, a call must be made to the precertification number on your ID card or Horizon Member Services at **(800) 355-BLUE (2583)** to certify more days of confinement or services or supplies.

Prompt written notice will be provided to you of the days of confinement and services or supplies which have been certified.

If services and supplies for hospice care have been certified and the person later requires hospital confinement for pain control or acute symptom management, any other certification requirement in this Plan will be waived for any such day of hospital confinement.

---

## ***Certification for Certain Procedures and Treatments***

Certification for certain procedures and treatments is required:

- Before the procedure is performed; or
- Before the treatment starts, unless the procedure or treatment has been ordered and prescribed by your doctor.

Covered Medical Expenses for procedures or treatments (whether performed on an inpatient or outpatient basis) will be payable as follows:

- If the procedure or treatment is not necessary, no benefits will be payable whether or not certification has been requested.
- If certification has been requested and the procedure or treatment is necessary, benefits will be payable at the appropriate copayment/coinsurance.
- If certification has not been requested and the procedure or treatment is necessary, expenses up to the Excluded Amount will not be considered to be Covered Medical Expenses. Benefits for Covered Medical Expenses in excess of the Excluded Amount will be payable at the appropriate copayment/coinsurance.



*Certification for certain procedures and treatment is required when they are performed on either an inpatient or outpatient basis.*

Certain procedures or treatments require precertification before they are performed, regardless of whether done on an inpatient or outpatient basis. Call Horizon to determine if your procedure requires precertification.

You or the provider performing the procedure or treatment must call the precertification number on your ID card or Horizon Member Services at (800) 355-BLUE (2583) to request certification.

If the procedure or treatment is performed due to an emergency condition, the call must be made:

- Before the procedure or treatment is performed; or
- Not later than 48 hours after the procedure or treatment is performed, unless the call cannot be made within that time. In that case, the call must be made as soon as it is reasonably possible. In the event the procedure or treatment is performed on a Friday or Saturday, the 48-hour requirement will be extended to 72 hours.

If the procedure or treatment is performed for any condition other than an emergency condition, the call must be made at least 14 days before the date of the procedure or the date treatment begins. If it is not possible to make the call during the specified time, it must be made as soon as reasonably possible before the date of the procedure or the date treatment begins.

Written notice of the certification decision will be sent promptly to you and the provider performing the procedure or treatment. This decision will be valid for 60 days from the date you receive the notice. If the procedure or treatment is to be performed after this 60-day period, certification must again be requested, as described above.

---

## *Submitting Claims*

*You should file your claim(s) during the calendar year in which the service or treatment was provided.*

All claims must be filed within two years from the date of the incurred expense. Your claims must be in writing and you must give proof of the nature and extent of the expense. You may obtain Medical Plan Benefits Request forms from the Benefits Service Center, directly from Horizon's website ([http://www.horizon-bcbnsj.com/national\\_accounts.html](http://www.horizon-bcbnsj.com/national_accounts.html)), or by contacting Horizon Member Services at (800) 355-BLUE (2583).



---

## *How Your Benefits Are Paid*

American Water has contracted with Horizon to assist in administering benefits under the PPO Plan as the Claims Administrator. Your claims will be paid as soon as Horizon receives the necessary written proof supporting your claim. In order to speed claims processing, Horizon will pay medical benefits directly to the provider unless you specify that you want the benefits paid to you. If you are a minor or otherwise legally unable to give a valid release, Horizon may make payment to any of your relatives whom it determines to be fairly entitled to the payment.

You should never pay a provider directly until you receive an Explanation of Benefits (EOB).

---

## *Filing Medical Claims*

*When you use a network provider, you will not have to complete a Medical Plan Benefits Request form. The network provider will handle all claim filing for you.*

Fast processing of your out-of-network claim depends on complete, accurate information on your National Account Health Insurance Claim Form (available online at [http://www.horizon-bcbsnj.com/national\\_accounts.html](http://www.horizon-bcbsnj.com/national_accounts.html)). When filing a claim, please remember to:

- Complete all applicable sections of your Benefits Request form. Any unanswered questions will cause delay in processing your claim.
- Include your PPO Plan identification number on all claims, including claims for your eligible spouse or same-sex domestic partner and child(ren), and be sure to sign the form.
- Attach the itemized bill to the form. An itemized bill must be submitted within 24 months of incurring the expense and include the following information:
  - The patient’s full name;
  - The patient’s relationship to you;
  - The date the service was provided;
  - The name of the health care professional providing the service;
  - The provider’s taxpayer identification number;
  - The type of service provided;
  - The nature of the illness or injury; and
  - The charges for the service or treatment (multiple expenses should be itemized).

Page 44 of 187

If any of this information is missing, write it on the bill yourself and sign your name. Your health care provider should complete the doctor/supplier section of the claim form if he or she has not given you an itemized statement.

If you have other group coverage (or Medicare coverage) that pays benefits before the American Water Plan, you will need to provide Horizon with a copy of the other carrier's Explanation of Benefits (EOB) reflecting the benefits paid under the other coverage for the expenses being submitted for payment to this Plan.

Once you have completed the Medical Plan Benefits Request form and attached the itemized bills, send everything to:

**Horizon Blue Cross Blue Shield of New Jersey**  
**P.O. Box 1219**  
**Newark, NJ 07101-1219**

If you have any questions about the status of your claim, call Horizon Member Services at **(800) 355-BLUE (2583)**.

## *General Provisions of the PPO Plan*

*Note: The benefits described in this section may vary depending on the terms of your collective bargaining agreement. Please refer to your collective bargaining agreement for details.*

---

## *General Provisions of the PPO Plan*

**This section describes General Exclusions that apply under the Horizon PPO Plan.**

**Coverage is not provided for the following charges:**

- Those for services and supplies not necessary, as determined by Horizon, for the diagnosis, care, or treatment of the illness or injury involved.
- Those for care, treatment, or services that are recommended and approved by your physician but are not medically necessary and appropriate.
- Those for care, treatment, services, or supplies that are not prescribed, recommended, and approved by your attending doctor or dentist.
- Those for, or in connection with, services or supplies that are, as determined by Horizon, considered to be experimental or investigational. A drug, device, procedure, or treatment will be determined to be experimental or investigational if:
  - There are insufficient outcomes data available from controlled clinical trials published in the peer reviewed literature to substantiate its safety and effectiveness for the illness or injury involved; or
  - Required by the FDA, approval has not been granted for marketing; or
  - A recognized national medical or dental society or regulatory agency has determined, in writing, that it is experimental, investigational, or for research purposes; or
  - The written protocol or protocols used by the treating facility or the protocol or protocols of any other facility studying substantially the same drug, device, procedure, or treatment or the written informed consent used by the treating facility studying the same drug, device, procedure, or treatment states that it is experimental, investigational, or for research purposes.

However, this exclusion will not apply with respect to services or supplies (other than drugs) received in connection with an illness, if Horizon determines that:

- The illness can be expected to cause death within one year, in the absence of effective treatment; and
- The care or treatment is effective for that illness or shows promise of being effective for that illness as demonstrated by scientific data. In making this determination Horizon will take into account the results of a review by a panel of independent medical professionals. They will be selected by Horizon. This panel will include professionals who treat the type of illness involved.

Also, if Horizon determines that available scientific evidence demonstrates that the drug is effective or shows promise of being effective for the illness, this exclusion will not apply with respect to drugs that:

- Have been granted approval as an investigational new drug with treatment status; or
  - Have been granted approval as an investigational new drug with cancer treatment status.
- Those for or related to services, treatment, education, testing, or training related to learning disabilities or developmental delays.
  - Those for care furnished mainly to provide a surrounding free from exposure that can worsen the person's illness or injury.
  - Those for, or related to, the following types of treatment:
    - Primal therapy.
    - Rolfing.
    - Psychodrama.
    - Megavitamin therapy.
    - Bioenergetic therapy.
    - Vision perception training.
    - Carbon dioxide therapy.
  - Those for treatment of covered health care providers who specialize in the mental health care field and who receive treatment as a part of their training in that field.
  - Those for services of a resident doctor or intern rendered in that capacity.
  - Those to the extent they are not reasonable charges, as determined by Horizon.
  - Those that are made only because there is health coverage.
  - Those that a covered person is not legally obliged to pay.

- Those, as determined by Horizon to be for custodial care.
- Those for services and supplies:
  - Furnished, paid for, or for which benefits are provided or required by reason of the past or present service of any person in the armed forces of a government.
  - Furnished, paid for, or for which benefits are provided or required under any law of a government. (This does not include a plan established by a government for its own employees or their eligible spouses, same-sex domestic partners, or child(ren) or Medicaid.)
- Those for or related to any eye surgery mainly to correct refractive errors.
- Those for education, special education, or job training, whether or not given in a facility that also provides medical or psychiatric treatment.
- Those for plastic surgery, reconstructive surgery, cosmetic surgery, or other services and supplies that improve, alter, or enhance appearance, whether or not for psychological or emotional reasons, except to the extent needed to:
  - Improve the function of a part of the body that is not a tooth or structure that supports the teeth;
  - Repair a malformation as a result of a severe birth defect (this includes harelip or webbed fingers or toes), or a direct result of surgery performed to treat an illness or injury; or
  - Repair an injury that occurs while the person is covered under this Plan.
- Those that are for therapy or for supplies or for counseling for sexual dysfunctions or inadequacies that do not have a physiological or organic basis.
- Those for or related to sex change surgery or to any treatment of gender identity disorders.
- Those for or related to artificial insemination, in vitro fertilization, or embryo transfer procedures.
- Those for the reversal of a sterilization procedure.
- Those for routine physical exams, routine vision exams, routine hearing exams, routine dental exams, immunizations, or other preventive services and supplies, except as otherwise stated in this document.
- Those for or in connection with marriage, family, child, career, social adjustment, pastoral, or financial counseling.

- Those for acupuncture therapy. Not excluded is acupuncture when it is:
  - Performed by a doctor; and
  - As a form of anesthesia in connection with surgery that is covered under this Plan.
- Those for or in connection with speech therapy. This exclusion does not apply to charges for speech therapy that is expected to restore speech to a person who has lost existing speech function (the ability to express thoughts, speak words, and form sentences) as the result of an illness or injury.

Any exclusion above will not apply to the extent that:

- Coverage is specifically provided by name in this Summary Plan Description; or
- Coverage of the charges is required under any law that applies to the coverage.

These excluded charges will not be used when calculating benefits.

The law of the jurisdiction where a person lives when a claim occurs may prohibit some benefits. If so, they will not be paid.

Any charge for a service or supply furnished by a network provider in excess of such provider's Negotiated Charge for that service or supply will not be a covered expense under the Plan. This rule will not apply to any service or supply for which a benefit is provided under Medicare before the benefits of the group contract are paid.

---

## ***Coordination of Your Benefits With Other Plans, Not Including Medicare***

*If you have other group coverage, the benefits from those plans will be taken into account when you have a claim.*

Today, it is common for individual members of a family to be eligible for benefits under more than one group medical or dental plan. In such situations the benefits of the various plans are “coordinated” to determine how covered expense will be paid by your American Water Plan and the other plans. This may mean a reduction in benefits under this Plan. The combined benefits will not be more than the expenses recognized under these American Water Plans.

“Other plans” means:

- Any group medical or dental plan for which an employer pays all or part of the costs or makes payroll deductions;
- Any plan that you purchase through a group such as AARP; or
- Any government program, coverage required or provided by any law, or vehicle insurance (uninsured/underinsured motorist and casualty/liability).

If the American Water Plan is determined to be the primary plan (the plan that pays its benefits first), it will pay its regular benefits in full without regard to any payment that may be made under any other plan.

If the American Water Plan is determined to be the secondary plan (the plan that pays its benefits after the primary plan pays benefits), it will pay a reduced amount of benefits that will in no event cause the total benefit from all plans to exceed the benefit that would have been paid by the American Water Plan if it had been the primary plan. However, if benefits under the primary plan are reduced because a covered person does not comply with the plan provisions (such as penalties resulting from the failure to comply with cost management provisions of the plan), the amount of the reduction will not be considered for payment under the American Water Plan.

For example, if you have coverage under the PPO Plan and the primary plan pays 70% of eligible charges to an in-network provider, the American Water Plan will pay an additional 10% of covered charges for a total benefit equal to 80% of covered charges, which is the benefit the American Water Plan would have paid as the primary plan.

When other coverage exists in addition to your American Water coverage, the following rules will be used to determine which medical or dental plan is primary and pays first, and which medical or dental plan is secondary and pays second:

- A plan with no rules for coordination with other benefits will pay its benefits before a plan which contains such rules.
- A plan that covers a person as an employee pays before the plan that covers the person as an eligible spouse, same-sex domestic partner or child. However, there may be situations where the person is a Medicare beneficiary and not working and has a working spouse or same-sex domestic partner. In such a situation,
  - The spouse’s or same-sex domestic partner’s plan which covers the person as an eligible spouse or eligible same-sex domestic partner pays first;
  - Medicare pays second; and
  - The plan covering the person as an employee pays third.



- Except in the case of an eligible child whose parents are divorced or separated, the plan which covers the person as an eligible spouse, same-sex domestic partner or child of a person whose birthday comes first in a calendar year will be primary to the plan which covers the person as an eligible spouse, same-sex domestic partner or child of a person whose birthday comes later in that calendar year. If both parents have the same birthday, the benefits of a plan which covered one parent longer are determined before those of a plan which covered the other parent for a shorter period of time.
- If the other plan does not have the rule described in the above provision and, as a result, the plans do not agree on the order of benefits, the rule in the other plan will determine the order of benefits.
- In the case of an eligible child whose parents are divorced or separated:
  - If there is a court decree which states that the parents shall share joint custody of an eligible child, without stating that one of the parents is responsible for the health care expenses of the child, the order of benefit determination rules specified in the above provision will apply.
  - If there is a court decree which makes one parent financially responsible for the medical, dental, or other health care expenses of such child, the benefits of a plan which covers the child as an eligible child of such parent will be determined before the benefits of any other plan which covers the child as an eligible child.
  - If there is not such a court decree:

If the parent with custody of the child has not remarried, the benefits of a plan which covers the child as an eligible child of the parent with custody of the child will be determined before the benefits of a plan which covers the child as an eligible child of the parent without custody.

If the parent with custody of the child has remarried, the benefits of a plan which covers the child as an eligible child of the parent with custody shall be determined before the benefits of a plan which covers that child as an eligible child of the stepparent. The benefits of a plan which covers that child as an eligible child of the stepparent will be determined before the benefits of a plan which covers that child as an eligible child of the parent without custody.

- If the above rules do not establish an order of payment, the plan under which the person has been covered for the longest will be deemed to pay its benefits first, except that the benefits of a plan which covers the person as:
  - A laid-off or retired employee; or
  - The eligible spouse, same-sex domestic partner or child of such person, shall be determined **after** the benefits of any other plan which covers such person as:
    - An employee who is not laid-off or retired; or
    - An eligible spouse, same-sex domestic partner or child of such person.
- If the other plan does not have a provision regarding laid-off or retired employees and, as a result, each plan determines its benefits after the other, then the previous paragraph will not apply.
- The benefits of a plan which covers the person under a right of continuation pursuant to federal or state law shall be determined after the benefits of any other plan which covers the person other than under such right of continuation.
- If the other plan does not have a provision regarding right of continuation pursuant to federal or state law, and as a result, each plan determines its benefits after the other, then the above paragraph will not apply.

Horizon has the right to release or obtain any information and to make or recover any payment it considers necessary in order to administer this provision.

When this provision operates to reduce the total amount of benefits otherwise payable to you under this Plan during a calendar year, each benefit that would be payable in the absence of this provision will be reduced proportionately. Such reduced amount will be charged against any applicable benefit limit of your American Water Plan.

---

### ***Automobile Personal Injury Protection (PIP)***

If you are injured in an automobile accident and become eligible for benefits under the personal injury protection (PIP) provision of an automobile insurance policy, benefits under the American Water Medical Plan are payable after the automobile insurance policy benefits have been paid, even if you have designated the American Water Medical Plan as primary to your automobile insurance coverage in exchange for reduced automobile insurance premiums.

---

## ***Third Party Liability and Subrogation***

### **General Principle**

When you or your eligible spouse, same-sex domestic partner, or child(ren) receive benefits under the Plan which are related to medical expenses that are also payable under Workers' Compensation, any statute, any uninsured or underinsured motorist program, any no fault or school insurance program, any other insurance policy or any other plan of benefits, or when related medical expenses that arise through an act or omission of another person are paid by a third party, whether through legal action, settlement or for any other reason, you or your eligible spouse, same-sex domestic partner, or child(ren) shall reimburse the Plan for the related benefits received out of any funds or monies you or your eligible spouse, same-sex domestic partner, or child(ren) recovers from any third party.

### **Specific Requirements and Plan Rights**

Because the Plan is entitled to reimbursement, the Plan shall be fully subrogated to any and all rights, recovery, or causes of actions or claims that you or your eligible spouse, same-sex domestic partner, or child(ren) may have against any third party. The Plan is granted a specific and first right of reimbursement from any payment, amount, or recovery from a third party. This right to reimbursement is regardless of the manner in which the recovery is structured or worded, and even if you or your eligible spouse, same-sex domestic partner, or child(ren) has not been paid or fully reimbursed for all of their damages or expenses.

The Plan's share of the recovery shall not be reduced because the full damages or expenses claimed have not been reimbursed, unless the Plan agrees in writing to such reduction. Further, the Plan's right to subrogation or reimbursement will not be affected or reduced by the "make whole" doctrine, the "fund" doctrine, the "common fund" doctrine, comparative/contributory negligence, "collateral source" rule, "attorney's fund" doctrine, regulatory diligence, or any other equitable defenses that may affect the Plan's right to subrogation or reimbursement.

The Plan may enforce its subrogation or reimbursement rights by requiring you or your eligible spouse, same-sex domestic partner, or child(ren) to assert a claim to any of the benefits to which you or your eligible spouse, same-sex domestic partner, or child(ren) may be entitled. The Plan will not pay attorneys' fees or costs associated with the claim or lawsuit without express written authorization from the Company.

If the Plan should become aware that you or your eligible spouse, same-sex domestic partner, or child(ren) has received a third party payment, amount, or recovery and not reported such amount, the Plan, in its sole discretion, may suspend all further benefits payments related to you or your eligible spouse, same-sex domestic partner, or child(ren) until the reimbursable portion is returned to the Plan or offset against amounts that would otherwise be paid to or on behalf of you or your eligible spouse, same-sex domestic partner or child(ren).

### **Participant Duties and Actions**

By participating in the Plan you and your eligible spouse or same-sex domestic partner and child(ren) consent and agree that a constructive trust, lien, or equitable lien by agreement in favor of the Plan exists with regard to any settlement or recovery from a third person or party. In accordance with that constructive trust, lien, or equitable lien by agreement, you and your eligible spouse or same-sex domestic partner and child(ren) agree to cooperate with the Plan in reimbursing it for Plan costs and expenses.

Once you or your eligible spouse, same-sex domestic partner or child(ren) has any reason to believe that you or they may be entitled to recovery from any third party, you or your eligible spouse, same-sex domestic partner, or child(ren) must notify the Plan. And, at that time, you and your eligible spouse or same-sex domestic partner and child(ren) (and your or their attorney, if applicable) must sign a subrogation/reimbursement agreement that confirms the prior acceptance of the Plan's subrogation rights and the Plan's right to be reimbursed for expenses arising from circumstances that entitle you or your eligible spouse, same-sex domestic partner, or child(ren) to any payment, amount, or recovery from a third party.

If you or your eligible spouse, same-sex domestic partner, or child(ren) fails or refuses to execute the required subrogation/reimbursement agreement, the Plan may deny payment of any benefits to you and your eligible spouse, same-sex domestic partner, or child(ren) until the agreement is signed. Alternatively, if you or your eligible spouse, same-sex domestic partner, or child(ren) fails or refuses to execute the required subrogation/reimbursement agreement and the Plan nevertheless pays benefits to or on behalf of you or your eligible spouse, same-sex domestic partner, or child(ren), your or your eligible spouse's, same-sex domestic partner's, or child(ren)'s acceptance of such benefits shall constitute agreement to the Plan's right to subrogation or reimbursement.

You and your eligible spouse or same-sex domestic partner and child(ren) consent and agree that you or they shall not assign your or their rights to settlement or recovery against a third person or party to any other party, including their attorneys, without the Plan's consent.

As such, the Plan's reimbursement will not be reduced by attorneys' fees and expenses without express written authorization from the Company.

---

### ***Recoupment***

The Plan has the right to recover any mistaken payment, any overpayment, any payment that is made to any individual who was not eligible for that payment, or any payment that was required to have been made to the Plan under the "Third Party Liability and Subrogation" section above. The Plan, or its designee, may withhold or offset future benefit payments, sue to recover such amounts, or use any other lawful remedy to recoup any such amounts.

---

### ***No Assignment of Benefits***

You cannot assign, pledge, encumber, or otherwise alienate any legal or beneficial interest in benefits under the Plan, and any attempt to do so will be void. The payment of benefits directly to a health care provider, if any, shall be done as a convenience to the covered person and shall not constitute an assignment of benefits under the Plan.

---

### ***When an Active Employee Is Eligible for Medicare***

If an active employee or covered eligible spouse, same-sex domestic partner, or child is eligible for Medicare, the American Water Medical Plan will be primary and Medicare will be secondary.

A person is "eligible for Medicare" if he or she:

- Is covered under it; or
- Is not covered under it because of:
  - Having refused it;
  - Having dropped it; or
  - Having failed to make proper request for it.

Any rule for coordinating "other plan" benefits with those under this Plan will be applied.

---

## *When Coverage Is Terminated*

Coverage under the Plan terminates when the first of these events happens:

- The day your employment ends.
- When the group contract terminates as to the coverage.
- When you are no longer in an Eligible Class. (This may apply to all or part of your coverage.)
- When you fail to make any required contribution.

Under certain circumstances, American Water may continue your coverage when you are not actively at work. If you are not at work due to illness or injury, American Water medical coverage will be continued for the length of your approved leave of absence, not to exceed 24 months from the date you are disabled as long as appropriate contributions are made.

An eligible spouse, same-sex domestic partner, or child's coverage will terminate at the first to occur of:

- The termination of all eligible spouse's, same-sex domestic partner's, or child(ren)'s coverage under the group contract.
- When an eligible spouse, same-sex domestic partner, or child becomes covered as an employee.
- When such person is no longer an eligible spouse, same-sex domestic partner, or child.
- When your coverage terminates.

You may be entitled to continue your medical coverage (see "Continuation of Health Coverage" on page 163).

---

## *Certificate of Creditable Coverage*

When you or your covered eligible spouse, same-sex domestic partner, or child terminates coverage under the Plan, a Notice of Creditable Coverage will be issued to you specifying your coverage dates under the health plan and any probationary periods you were required to satisfy. The certificate will contain all the necessary information another health plan will need to determine if you have prior continuous coverage that should be credited toward any pre-existing condition limitation period. Health plans may require that you submit a copy of this form when you apply for coverage.

The Notice of Creditable Coverage will be issued to you when you terminate coverage with the group and, if applicable, at the expiration of any continuation period. The Plan will also issue the certification of coverage form if you request an additional copy at any time within the 24 months after your coverage terminates.

---

## *Qualified Medical Child Support Orders (QMCSOs)*

*A “Qualified Medical Child Support Order” (QMCSO) is an order by a court directing an employer to extend health plan participation to an employee’s child who might not otherwise be covered under the Plan.*

QMCSOs are usually issued for children who reside with a former spouse. A QMCSO designates the affected child as an “alternate recipient.”

American Water must treat an alternate recipient as an eligible child and must deduct any applicable contributions from the employee’s pay. A QMCSO may also require the Claim Administrator to issue claim payments directly to the health care provider, the alternate recipient, or his or her legal representative. A custodial parent or guardian may be designated to receive claim payments on the child’s behalf. American Water is required to furnish an alternate recipient or his or her legal representative a copy of the Summary Plan Description. In addition, the alternate recipient or his or her legal representative may receive, without charge, a copy of the Plan’s QMCSO procedures.

*If American Water receives a QMCSO affecting one of your children, you and your child will be notified. Once American Water has determined that the medical child support order is qualified, you and your child will be advised. American Water will enroll the child and instruct Horizon to make all claim payments to either the health care provider, the alternate recipient, or his or her legal representative.*

To be “qualified,” a medical child support order must:

- Be issued by a court of competent jurisdiction;
- Include the name and last mailing address of both the employee and the affected child;
- Identify the health benefit plan subject to the order, and also the applicable time period;
- Provide a reasonable description of the type of benefits that must be provided for the child; and
- Not impose any benefits requirements that do not apply to other plan participants.

If a child meets the definition of an eligible child and you are required to provide health care benefits for that child as the result of a QMCSO, his or her initial participation in an American Water Medical Plan will not be affected by any provision that:

- Requires evidence of good health as a condition of participation;
- Delays participation due to a confinement; or

- Limits participation due to a pre-existing condition.

Coverage for the child will become effective on the date of such court order.

If you are the non-custodial parent, proof of claim for such child may be given by the custodial parent. Benefits for such claim will be paid to the custodial parent.

---

### ***Individual Policy If Your Employment or COBRA Continuation Ends***

*If your medical coverage ceases under the PPO Plan, you may be able to enroll in an individual medical policy.*

If your medical coverage ends under the PPO Plan, you may be able to enroll in an individual medical policy underwritten by Horizon. No evidence of insurability is required.

If you are interested in enrolling in an individual medical policy log on to [www. bcbs](http://www.bcbs) or call Horizon.



# *Condition Management Program*

---

## *Condition Management Program*

The Condition Management Program helps you and your family members who are covered under the Medical Plan manage your health care if you have one of the conditions listed below:

- Asthma;
- Coronary artery disease;
- Chronic obstructive pulmonary disease (COPD);
- Diabetes; or
- Heart failure.

The Condition Management Program is part of American Water's Healthy Solutions Wellness Program, and provides tools to help you better manage your condition and improve your quality of life in collaboration with your health care provider's recommended treatment. If you participate in the program, you will have support in understanding:

- Your medications;
- How to communicate effectively with your health care professionals; and
- How lifestyle changes can affect your condition, plus much more.

If you have an illness covered by the Condition Management Program, Alere, American Water's wellness partner, will contact you about the program and how participation can help you better manage your health. Visits to hospitals or doctors' offices, lab tests and prescriptions filled may initiate a call. Condition management is strictly confidential. Participation is voluntary. Learn more about the Condition Management Program through our wellness website at [www.AWHealthySolutions.com](http://www.AWHealthySolutions.com) or by calling Alere at (866) 674-9108.

# *The Prescription Drug Program*

*Note: The benefits described in this section may vary depending on the terms of your collective bargaining agreement. Please refer to your collective bargaining agreement for details.*

---

## *Prescription Drug Program*

Horizon’s Prescription Drug Program is administered by CVS Caremark. You are automatically covered by the Prescription Drug Program if you enroll in the American Water Medical Plan.

*Note: Prescription drug benefits for Hawaii employees are covered under the HMSA plan. Prescription drug benefits for Eligible Employees of Union Local 68 are described in the Appendix-Local 68 .*

The program offers you two ways to receive medications – at a retail pharmacy or by mail order.

- For your short-term and immediate prescription drug needs, you may use local participating pharmacies that have agreed to charge discounted prices.
- For medications you use on an extended or maintenance basis, you may purchase up to a 90-day supply through CVS Caremark, the administrator of the mail order program. They will be delivered by mail directly to your home.

Coverage under the Prescription Drug Program ends when your American Water Medical Plan terminates.

---

## *What You Pay for Prescription Drugs*

	<b>Retail Pharmacy (up to 34-day supply)</b>	<b>Mail Order (up to 90-day supply)</b>
<b>Generic</b>	You pay 0%	You pay 0%
<b>Preferred Brand</b>	You pay 20%	You pay 20%
<b>Non-Preferred Brand</b>	You pay 20%	You pay 20%

This chart is only a highlight of the prescription drug features, and certain limits may apply to some features. Official Plan documents govern in the event of any inconsistency between the provisions shown here and in the Plan documents.

*Note:* Coinsurance may not be applied to Medical Plan deductibles. In addition, certain controlled substances and other prescription medications may be subject to dispensing limitations and to the professional judgment of the pharmacist. Also, in-network prescription drug charges will contribute to the in-network out-of-pocket maximum.

---

## *Preferred Drug List*

Your prescription drug coverage levels are based on the program's Preferred Drug List – also called a “formulary.” When your prescription medication is on the Preferred Drug List, you may pay a lower cost than when the drug is not on the Preferred Drug List. If you receive a prescription for a drug that is not on the list, you should ask your doctor if there is another drug on the Preferred Drug List for your specific condition.

As part of our commitment to provide the best Prescription Drug Program possible, we continue to seek ways to help control the rising costs of health care without compromising quality. As a result, the Horizon's Prescription Drug Guide is continually reviewed to help ensure that the list of preferred medications remains responsive to the needs of the member and the prescriber.

In general, medications are moved to non-preferred status for one or more of the following reasons:

- A generic equivalent product becomes available;
- New safety or clinical effectiveness information supports the move to non-preferred status; or
- Drug use information shows that preferred alternatives with better patient compliance rates are available.

To find out if your prescription is on the Preferred Drug List, call CVS Caremark Member Services at (866) 881-5603 or log on to [www.horizonblue.com/nationalaccounts](http://www.horizonblue.com/nationalaccounts).

---

## *Save With Generics*

When using your Prescription Drug Program, you will not be required to pay any coinsurance if you receive a prescription for a generic drug. The Food and Drug Administration (FDA) regulates generic drugs and requires that they contain the same active ingredients, strength, and dosage as the original brand-name drug. Although generic and brand-name drugs may work the same way in the body and may have the same risks and benefits, generic drugs cost significantly less than their brand-name counterparts.

When you receive a prescription from your doctor, discuss with him or her whether a generic substitution would be suitable for you.

---

## *Covered Drugs*

The Prescription Drug Program covers drugs that require a doctor's written prescription and are medically necessary for the treatment of illness or injury. Covered drugs include, but are not limited to:

- Federal legend drugs;
- State restricted drugs;
- Compounded medications;
- Injectable drugs, including insulin, needles, and syringes; and
- Oral contraceptives.

---

## *Specialty Drugs*

Specialty Drugs (also called Specialty Pharmaceuticals) are a class of medications typically produced through biotechnology (sometimes known as biologicals), administered by injection, and/or requiring special patient monitoring and handling.

Horizon members who are required to take a specialty pharmaceutical must obtain their medication from a specialty pharmacy contracted by Horizon. These pharmacies will provide members with a high level of prescription delivery service along with the following:

- Drug/disease-specific education and support;
- Convenient home or doctor office delivery;
- Claims assistance;
- Easy ordering with a dedicated toll-free number; and
- Helpful follow-up care calls to remind members when it is time to refill a prescription, check on therapy progress, and answer questions.

If you have any questions, experience any difficulty in filling your specialty pharmaceutical prescription, or would like to obtain a listing of specialty pharmacies or pharmaceuticals, please call CVS Caremark Member Services at (866) 881-5603. In most cases your doctor will advise you if your medication is a Specialty Drug.

---

## ***How to Use the Prescription Drug Program***

If you use a participating pharmacy, you will receive discounted prices and will not need to complete a claim form. Otherwise, you will pay more and must complete a claim form to receive reimbursement. You can locate participating pharmacies by calling Horizon Member Services at (800) 355- BLUE (2583) or by logging on to [http://www.horizon-bcbsnj.com/national\\_accounts.html](http://www.horizon-bcbsnj.com/national_accounts.html).

### **Using a Participating Pharmacy**

When you need medication immediately, simply present your ID card at a participating pharmacy and pay a percent of the discounted prescription cost for a 34-day supply of medication. You will pay 20% for brand names and 0% for generic drugs. There is no deductible to meet. You will have no claim forms to complete and no waiting for reimbursement.

### **Using an Out-of-Network Pharmacy**

When you have a prescription filled at *non-participating* pharmacy, you must pay the regular charge. To receive reimbursement, submit a claim form to Horizon at the address printed on the back of the Prescription Benefits claim form.

The Prescription Drug Program will pay 80% of the retail (non-discounted) cost of your prescription as if you went to a participating pharmacy. If your claim is approved, your reimbursement check should arrive about two weeks after you mail the claim form.

Remember, these charges are included in your out-of-pocket maximum.

---

## ***How the Mail Order Program Works***

The mail order program is designed to save you money on medications that you use on a long-term or maintenance basis. The program allows you to receive up to a 90-day supply of medication as follows: 0% coinsurance for generic, 20% coinsurance for preferred and non-preferred brand.

### **Mail Order Program**

The mail order program gives you the convenience of ordering medication for direct delivery by mail to your home, office, or other location. Your doctor may call in your new prescription to CVS Caremark, or you can simply fill out the mail service order form and send it in with your prescription(s).

## Ordering for the First Time

For your first mail order prescription, complete the Participant Profile/Order Form in your Welcome Package. You can also print an order form from [www.caremark.com](http://www.caremark.com). Log in with your login ID and password, click on the “Prescriptions and Coverage” tab, and select “Print Forms” from the menu on the left.

Attach your 90-day supply prescription and mail it along with the appropriate copayment to:

CVS Caremark  
P.O. Box 659541  
San Antonio, TX 78265-9085

Your prescription should arrive within 10 to 14 days from the date CVS Caremark receives your order.

## Ordering Refills

You can order refills online, by mail, or over the phone.

To place a refill order online:

- Go to [www.caremark.com](http://www.caremark.com) and log in with your login ID and password. Click on the “Prescriptions and Coverage” tab, select “Refill Prescriptions,” and choose the prescription(s) that you want to refill. Because the system retains your information, you do not need to complete an order form for each refill.

To place a refill order by mail:

- Use the computerized pre-printed CVS Caremark Mail Order Form and pre-addressed envelope that comes with each CVS Caremark prescription mailed to you. If your address, doctor, or health condition information changes, please note them on the form and be sure to make the same changes to your account on [www.caremark.com](http://www.caremark.com).

To place a refill order over the phone:

- Call CVS Caremark toll-free at (800) 213-0879 using a touch-tone phone. This service is available 24 hours a day, seven days a week. Enter the patient’s Prescription Drug Program identification number and year of birth. For payment of your share, enter your credit card number and expiration date.



---

## *Drugs and Supplies Not Covered*

The following drugs and supplies are not covered under the Prescription Drug Benefit Program.

- Bandages.
- Braces.
- Cosmetics.
- Dietary supplements.
- Drugs intended for use in a doctor's office or other setting that is not the participant's home.
- Certain experimental or investigational drugs.
- Fertility drugs.
- Health and beauty aids.
- Heat lamps.
- Non-legend drugs.
- Norplant.
- Injectable drugs (other than insulin).
- Prescriptions that a participant is entitled to receive without charge under any Workers' Compensation or municipal, state, or federal program.
- Retin-A.
- Splints and artificial appliances.
- Appetite suppressants that are not medically necessary.
- Any prescription medication that is also available over the counter.
- Devices and equipment.

In addition, certain controlled substances and other prescription medications may be subject to dispensing limitations and to the professional judgment of the pharmacist.

---

## *Termination of Coverage*

Your prescription drug coverage ends when your Medical Plan terminates.

---

## ***Prescription Drug Program Administrator***

CVS Caremark Rx, Inc. ([www.caremark.com](http://www.caremark.com)) administers the program, with a national retail pharmacy network of over 62,000 participating pharmacies. Their online tools and other communications provide you with convenient service, personal care and attention, and up-to-date information.

---

## ***No Assignment of Benefits***

You cannot assign, pledge, encumber or otherwise alienate any legal or beneficial interest in benefits under the Plan, and any attempt to do so will be void. The payment of benefits directly to a health care provider, if any, shall be done as a convenience to the covered person and shall not constitute an assignment of benefits under the Prescription Drug Program.

## *The Dental/Vision Plans*

*Note: The benefits described in this section may vary depending on the terms of your collective bargaining agreement. Please refer to your collective bargaining agreement for details.*

*Note: Dental and vision benefits are bundled into the “Dental/Vision Plan.”*

---

## ***Dental Benefits***

*To help you take good care of your teeth, the American Water Dental/Vision Plan covers preventive, restorative, major, and orthodontic dental services.*

---

### **Enrolling for benefits and making changes to benefit elections are time-sensitive.**

*Effective August 1, 2012 American Water employees must enroll online through Employee Self Service. Those without access to Employee Self Service should return the completed enrollment forms to the Benefits Service Center within 31 days of the date of hire or life event. In addition, all required documentation must be provided within 30 days following approval of your request.*

---

Your dental health is an important aspect of your overall health and well-being. This valuable benefit is self-insured by American Water, and Aetna provides certain administrative services under this Plan. The provisions of the Plan will remain effective only while you are covered under the Plan.

There is one Dental Plan option. The dental benefits for Eligible Employees of Union Local 68 are described in the attached Appendix-Local 68, incorporated into this Plan by reference. Otherwise, the dental benefits are described below. If there is any conflict between the terms of this Plan and the provisions of the Appendix-Local 68, the terms in the Appendix-Local 68 shall control.

The Plan pays benefits for charges for dental services and supplies incurred for treatment of dental disease or injury. These benefits apply separately to each covered person.

The dental plan offers both in-network and out-of-network benefits, however, in-network dentists have negotiated their fees with Aetna. They generally charge less than out-of-network dentists, so your benefits are based on a lower cost. This means you pay less and the Plan pays less for your dental care. To find a dentist or see if your dentist participates in Aetna’s provider network, visit [www.aetna.com](http://www.aetna.com) or contact Member Services at (877) 238-6200.

If you choose an out-of-network dentist, your benefits will be based on reasonable and customary charges – which is higher than the negotiated fee. As a result, your share of the cost may be higher.

---

## *Dental Plan Summary Chart*

The following chart provides a summary of your dental benefit levels and coverages:

	<b>Dental</b>
<b>Deductible (single / family)</b>	\$50 / \$100
<b>Preventive Care</b>	Plan pays 100% of covered expenses with no deductible
<b>Basic Services</b>	Plan pays 80% of covered expenses after deductible
<b>Major Services</b>	Plan pays 50% of covered expenses after deductible
<b>Calendar Year Maximum</b>	\$1,500
<b>Orthodontia</b>	Plan pays 50% of covered expenses after deductible up to a \$1,500 lifetime maximum (covers only eligible children)

---

## ***Covered Dental Expenses***

*Expenses that exceed the necessary and appropriate level, as determined by Aetna, will not be covered by the Plan.*

*Note:* You are responsible for any amounts billed by providers that are in excess of the amount paid by the Plan.

The Dental Plan pays the following benefits for Covered Dental Expenses up to the appropriate copayment/coinsurance:

- 100% of Preventive (Type A) expenses with no deductible.
- 80% of Basic Restorative Services (Type B) expenses after the deductible.
- 50% of Major Restorative Services (Type C) expenses after the deductible.
- 50% of Orthodontia (Type D) expenses after the deductible, up to a lifetime maximum of \$1,500.

The Dental Plan pays the dentist's charges for the services and supplies listed below which, for the condition being treated, are in Aetna's sole determination:

- Necessary;
- Customarily used nationwide; and
- Deemed by the profession to be appropriate. They must meet broadly accepted national standards of dental practice.

### **Type A Expenses – Preventive Services**

- Oral exams once every six months. This includes prophylaxis, scaling, and cleaning of teeth.
- X-rays for diagnosis.
- Other X-rays (up to one full mouth series in a 36-month period and one set of bitewings in a six-month period).

### **Type B Expenses – Basic Restorative Services**

- Topical application of sodium or stannous fluoride for persons under 15 years of age.
- Space maintainers up to age 19.
- Non-surgical extractions.
- Fillings.
- General anesthetics given in connection with covered dental services.
- Non-surgical treatment of diseased periodontal structures.

- Non-surgical endodontic treatment. This includes root canal therapy.
- Injection of antibiotic drugs.
- Repair or recementing of crowns, inlays, bridgework, or dentures.
- Relining of dentures.

### **Type C Expenses – Major Restorative Services**

- First installation of removable dentures to replace one or more natural teeth extracted while the person is covered. This includes adjustments for the six-month period following the date they were installed.
- Replacement of an existing removable denture or fixed bridgework by a new denture, or the adding of teeth to a partial removable denture. *Note:* The “Prosthesis Replacement Rule” on page 75 must be met.
- Inlays, gold fillings, or crowns. This includes precision attachments for dentures.
- First installation of fixed bridgework to replace one or more natural teeth extracted while the person is covered. This includes inlays and crowns as abutments.
- Replacement of an existing removable denture or fixed bridgework by new fixed bridgework, or the adding of teeth to existing fixed bridgework. *Note:* The “Prosthesis Replacement Rule” on page 75 must be met.

### **Type D Expenses – Orthodontic Treatment**

A dentist’s charges for services and supplies for orthodontic treatment are included as Covered Dental Expenses, in addition to all other terms of this dental benefit:

- The Plan pays 50% of Covered Dental Expenses after the deductible, up to a \$1,500 lifetime maximum, for eligible children.
- Benefits will not exceed the Orthodontic Maximum for all expenses incurred by a family member in his or her lifetime, even if there is a break in coverage.

*Note:* All claims for dental benefits must be submitted within 24 months from the start of treatment.

---

## *Advance Claim Review*

*You should request an Advance Claim Review of any dental treatment that will cost \$150 or more. The review will tell you and your dentist what the Plan will cover and how much you must pay out of your own pocket.*

Before starting a course of treatment for which the dentist's charges are expected to be \$150 or more, details of the proposed course of treatment and charges to be made should be filed with Aetna. Please contact Aetna Member Services at (877) 238-6200 for additional details and to obtain forms. Aetna will then estimate the benefits and notify you and your dentist before treatment starts. Advance review is not required as a condition of receiving benefits, but it will let you know what to expect as far as Plan benefits if you obtain more expensive treatment.

Some services may be given before an Advance Claim Review is made (emergency treatments and oral exams, including prophylaxis and X-rays).

A course of treatment is a planned program of one or more services or supplies to treat a dental condition. The condition must be diagnosed by the attending dentist as a result of an oral exam. The treatment may be given by one or more dentists. The course of treatment starts on the date a dentist first gives a service to correct or treat such dental condition.

**Note:** As a part of the Advance Claim Review and as part of proof of any claim, Aetna has the right to require an oral exam of the person at its own expense. You must give Aetna all diagnostic and evaluative material which it may require. These include: X-rays, models, charts, and written reports.

The benefits for a course of treatment may be less than you expect if an Advance Claim Review is not made or if any required verifying material is not furnished. Benefits will be reduced by the amount of expenses that Aetna cannot verify.

---

## *Alternate Treatment*

If alternate services or supplies may be used to treat a dental condition, Covered Dental Expenses will be limited to those services and supplies which, as determined by Aetna:

- Are customarily used nationwide for treatment; and
- Are deemed by the profession to be appropriate for treatment. They must meet broadly accepted national standards of dental practice. The person's total current oral condition will be taken into account.



The “Limitations” section has some examples of how this works. Please refer to page 76 for more information.

---

## *Prosthesis Replacement Rule*

Certain replacements or additions to existing dentures or bridgework will be covered under this Plan. Aetna must receive satisfactory proof that:

- The replacement or addition of teeth is required to replace teeth extracted after the present denture or bridgework was installed. The person must have been covered when the tooth was extracted.
- The present denture or bridgework cannot be made serviceable, and it must be at least five years old.
- The present denture is an immediate temporary one to replace one or more natural teeth extracted while the person is covered and cannot be made permanent. Replacement by a permanent denture is needed and takes place within 12 months from the date the immediate temporary denture was first installed.

---

## *Explanation of Some Important Plan Provisions*

### **Calendar Year Deductible**

The calendar year deductible is the amount of Covered Dental Expenses you must pay each calendar year before the Plan pays benefits.

### **Family Deductible Limit**

The family deductible limit is the amount of Covered Dental Expenses your family must pay before the Plan pays benefits. When these expenses exceed the family deductible limit, the Plan pays benefits at the percentage listed on the “Dental Plan Summary Chart” on page 71. The family deductible limit must be met by more than one person.

### **Coinsurance**

Coinsurance is the amount you must pay out of your own pocket for Covered Dental Expenses after you meet the calendar year deductible.

### **Calendar Year Maximum Benefit**

The calendar year maximum benefit is the most the Plan will pay for all dental expenses incurred by a covered person in a calendar year. It applies even if there is a break in coverage.

### **Coordination of Benefits**

In many families, both husbands and wives work and may be eligible for benefits under more than one group medical or dental plan. In such situations, the various plans “coordinate” benefits to determine how covered expenses will be paid by the American Water Plan and the other plans. This may mean a reduction in benefits under this Plan. The combined benefits will not be more than the expenses recognized under the American Water Plan.

If the American Water Plan is determined to be the primary plan (the plan that pays its benefits first), it will pay its regular benefits in full without regard to any payment that may be made under any other plan.

If the American Water Plan is determined to be the secondary plan (the plan that pays its benefits after the primary plan pays benefits), it will pay a reduced amount of benefits that will in no event cause the total benefit from all plans to exceed the benefit that would have been paid by the American Water Plan if it had been the primary plan. However, if benefits under the primary plan are reduced because a covered person does not comply with the plan provisions (such as penalties resulting from the failure to comply with cost management provisions of the plan), the amount of the reduction will not be considered for payment under the American Water Dental Plan.

For example, if you have coverage under the American Water Plan and receive Basic Restorative services, and the primary plan pays 70% of eligible charges to an in-network provider, the American Water Plan will pay an additional 10% of covered charges for a total benefit equal to 80% of covered charges, which is the benefit the American Water Plan would have paid as the primary plan.

### **Limitations**

When the Alternate Treatment part of this Plan applies, benefits will be limited. Here are some examples:

#### **Restorative and Reconstructive Services**

##### **■ Gold, Baked Porcelain, Crowns, and Jackets**

Covered Dental Expenses will be limited to the charges for the procedure using amalgam or like material, if it would restore a tooth. This limit applies even if you and the dentist choose some other type of restoration.

*Covered services and supplies must meet broadly accepted standards of dental practice. When your dentist uses an alternate method of treatment, the benefits paid by American Water Plan will be limited.*

■ **Reconstruction**

Covered Dental Expenses will be limited to the charges for the procedure needed to eliminate oral disease and replace missing teeth. Appliances or restorations needed to increase vertical dimension or restore the occlusion are deemed to be optional and are not covered.

**Prosthodontic Services**

■ **Partial Dentures**

Covered Dental Expenses will be limited to the charges for a cast chrome or acrylic denture if this would satisfactorily restore an arch. This limit applies even if you and the dentist choose a more elaborate or precision appliance.

■ **Complete Dentures**

Covered Dental Expenses will be limited to the charges for a standard procedure. This limit applies even if you and the dentist choose personalized or specialized treatment.

**Replacement of existing dentures** will be covered only if the existing denture cannot be used or repaired. If it can be used or repaired, Covered Dental Expenses will be limited to the charges for the services needed to make the denture usable.

---

## ***When Coverage Is Terminated***

Coverage under any section of this Plan will be in exchange for all privileges and benefits provided under any like prior coverage. Any benefits provided under such prior coverage may reduce benefits payable under this Plan.

Coverage under this Plan terminates when the first of these events happens:

- The day your employment ends.
- When the group contract terminates as to the coverage.
- When you are no longer in an Eligible Class. (This may apply to all or part of your coverage.)
- When you fail to make any required contribution.

Under certain circumstances, American Water may continue your coverage when you are not actively at work. If you are not at work due to illness or injury, American Water dental coverage will be continued for the length of your approved leave of absence, not to exceed 24 months from the date you are disabled as long as appropriate contributions are made.

An eligible spouse, same-sex domestic partner, or child's coverage will terminate at the first to occur of:

- The termination of all eligible spouse's, same-sex domestic partner's, or child(ren)'s coverage under the group contract.
- When an eligible spouse, same-sex domestic partner, or child becomes covered as an employee.
- When such person is no longer an eligible spouse, same-sex domestic partner, or child.
- When your coverage terminates.

You may be entitled to continue your dental coverage (see "Continuation of Health Coverage" on page 163).

---

## ***Benefits After Termination of Coverage***

*If your dental coverage ends while you are not totally disabled, charges for dentures, fixed bridgework, and crowns may be covered for a period of 60 days following the date coverage terminated if they were ordered before that date.*

Expenses incurred for the following after the person's dental coverage ends will be deemed to be incurred when ordered:

- Dentures;
- Fixed bridgework; and
- Crowns.

This applies only if the item is finally installed or delivered no more than 60 days after coverage ends.

"Ordered" means:

- Impressions have been taken from which the dentures, crowns, or fixed bridgework will be made; and
- For fixed bridgework and crowns, the teeth must have been fully prepared if they will serve as retainers or support or if they are being restored.

---

## *General Exclusions*

Coverage is not provided for the following expenses:

- Services and supplies not necessary, as determined by Aetna, for the diagnosis, care, or treatment of disease or injury. This applies even if they are prescribed, recommended, or approved by the person's attending dentist.
- Care, treatment, services, or supplies that are not prescribed, recommended, and approved by the person's attending dentist.
- Treatment by someone other than a licensed dentist. (The Plan will cover some treatments by a licensed dental hygienist if supervised by a dentist, including scaling of teeth, cleaning of teeth, and topical application of fluoride.)
- Services or supplies determined by Aetna to be experimental or investigational. A drug, device, procedure, or treatment will be determined to be experimental or investigational if:
  - There are insufficient outcomes data available from controlled clinical trials published in the peer reviewed literature to substantiate its safety and effectiveness for the disease or injury involved;
  - As required by the FDA, approval has not been granted for marketing;
  - A recognized national medical or dental society or regulatory agency has determined, in writing, that it is experimental, investigational, or for research purposes; or
  - The written protocol or protocols used by the treating facility or the protocol or protocols of any other facility studying substantially the same drug, device, procedure, or treatment or the written informed consent used by the treating facility or by another facility studying the same drug, device, procedure, or treatment states that it is experimental, investigational, or for research purposes.
- Services of a resident doctor, dentist, or intern rendered in that capacity.
- Charges which Aetna determines not to be reasonable.
- Charges for services and supplies which are covered in whole or in part under any other part of this Plan, or under any other group benefits plan provided by American Water.
- Charges that are made only because there is health coverage.
- Charges that a covered person is not legally obliged to pay.

- Charges for services and supplies:
  - Furnished, paid for, or for which benefits are provided or required by reason of the past or present service of any person in the armed forces of a government; or
  - Furnished, paid for, or for which benefits are provided or required under any law of a government. (This does not include a plan established by a government for its own employees or their eligible spouse, same-sex domestic partner, or child(ren) or Medicaid.) An example is benefits provided, to the extent required by law, under “no-fault” auto insurance.
- Charges for plastic surgery, reconstructive surgery, cosmetic surgery, or other services and supplies which improve, alter, or enhance appearance, whether or not for psychological or emotional reasons, including but not limited to charges for personalization or characterization of dentures, except to the extent needed to repair an injury which occurs while the person is covered under this Plan.
- Charges for routine dental exams or other preventive services and supplies.
- Charges for acupuncture therapy, unless performed by a doctor as a form of anesthesia in connection with surgery covered under the Plan.
- Charges for sealants.
- Charges for the replacement of a prosthetic device that is lost, missing, or stolen.
- Charges for services or supplies for orthodontic treatment, except as specifically provided.
- Charges for services or supplies to increase vertical dimension, such as dentures, crowns, inlays and onlays, bridgework, or any other appliance or service.

Any exclusion above will not apply to the extent that:

- Coverage is specifically provided by name in this Summary Plan Description; or
- Coverage of the charges is required under any law that applies to the coverage.

These excluded charges will not be used when calculating benefits.

The law of the jurisdiction where a person lives when a claim occurs may prohibit some benefits. If so, they will not be paid.

---

## *Submitting Claims*

*You should file your claim(s) during the calendar year in which the service or treatment was provided.*

### **How Your Benefits Are Paid**

**All claims must be filed within two years from the date of the incurred expense. (See page 73 for information on filing orthodontic claims.)** Claims must be in writing and must include proof of the nature and extent of the expense. To obtain Dental Benefits Request forms, call Aetna Member Services at (877) 238-6200 or visit their website at [www.aetna.com](http://www.aetna.com).

The Dental Plan is administered by Aetna. Claims will be paid as soon as Aetna receives the necessary written proof supporting your claim.

---

## *How to File a Dental Claim*

*Attach the original of each itemized bill to the Dentist's Statement form. Be sure to keep a copy of all bills and claim forms for your records.*

Fast processing of your claim depends on complete, accurate information. When filing a claim under the Dental Plan, please remember to:

- Complete all items under applicable sections of the claim form. Unanswered questions will cause delay in processing your claim.
- Be sure to include your Dental Plan identification number on all claims, including claims for your eligible spouse, same-sex domestic partner, or child(ren), and be sure to sign the form.
- Attach the itemized bill to the form. An itemized bill must contain the following information:
  - The patient's full name;
  - The patient's relationship to you;
  - The date service was provided;
  - The name of the dentist or other licensed health care professional providing service;
  - The provider's taxpayer identification number;
  - The type of service provided;
  - The nature of the condition being treated; and
  - The charges for the service or treatment (multiple expenses should be itemized).

If any of this information is missing, write it on the bill yourself and sign your name. Your dental provider should complete the provider section of the Benefits Request form if he or she has not given you an itemized statement.

If you have other group coverage that pays benefits before this Plan, you must provide Aetna with a copy of the other carrier's Explanation of Benefits (EOB) reflecting the benefits paid under the other coverage when you submit expenses for payment under this Plan.

Send the completed claim form and itemized bill(s) to:

**Aetna**  
**P.O. Box 14094**  
**Lexington, KY 40512-4094**

If you have any questions about the status of your claim, call Aetna Member Services at (877) 238-6200.

---

## *No Assignment of Benefits*

You cannot assign, pledge, encumber or otherwise alienate any legal or beneficial interest in benefits under the Plan, and any attempt to do so will be void. The payment of benefits directly to a health care provider, if any, shall be done as a convenience to the covered person and shall not constitute an assignment of benefits under the Plan.

### **Your Contributions**

You pay your share of the cost for your benefits each pay cycle through convenient *pre-tax* payroll deductions. *Pre-tax* means that your contributions are withheld before federal (and in most cases, state and local) income and FICA (Social Security) taxes are withheld. This reduces your taxable income and the amount of tax you pay. As a result, you have more take-home pay. Because your pre-tax contributions are not subject to FICA taxes, your Social Security benefit at retirement may be slightly reduced if your earnings are under the Social Security Taxable Wage Base (\$110,100 for 2012). However, the loss in future retirement benefits should be more than offset by the current tax savings under the Plan.



## *Vision Benefits*

Healthy eyes and good vision are important to your overall well-being and quality of life. You may enroll separately in the Dental/Vision Plan.

The Vision Plan is administered by EyeMed. EyeMed provides certain administrative and claim payment services under the Plan, but does not guarantee benefit payments. You can receive routine eye exams, corrective lenses, frames, and contacts through EyeMed's nationwide network of over 16,000 participating providers – optometrists, ophthalmologists, and optical retail locations. The Vision Plan offers both in-network and out-of-network benefits, but your benefit levels are higher (and your out-of-pocket costs lower) when you use in-network providers.

To find a provider or to make sure your provider participates in the EyeMed network:

- Before you enroll: visit [www.enrollwitheyemed.com/access](http://www.enrollwitheyemed.com/access).
- Once you are enrolled: visit [www.eyemedvisioncare.com](http://www.eyemedvisioncare.com).

After you enroll in the Dental/Vision Plan, you will receive an identification card.

## Vision Benefits Summary Chart

The following chart provides a summary of your vision benefits. Keep in mind that the Network Providers column shows what *you* pay and the Out-of-Network Provider column shows what *the Plan* pays.

Vision Care Service	Member Cost at a Network Provider	Reimbursement at an Out-of-Network Provider
Vision Exam	\$15 copayment	Usual & Customary less \$15 copayment
Frames	\$50 copayment, \$200 allowance; 80% of balance over \$200	Up to \$120
Standard Plastic Lenses <ul style="list-style-type: none"> <li>• Single Vision</li> <li>• Bifocal</li> <li>• Trifocal</li> <li>• Lenticular</li> </ul>	<ul style="list-style-type: none"> <li>\$35 copayment</li> <li>\$50 copayment</li> <li>\$50 copayment</li> <li>\$50 copayment</li> </ul>	<ul style="list-style-type: none"> <li>Up to \$25</li> <li>Up to \$40</li> <li>Up to \$55</li> <li>Up to \$70</li> </ul>
Lens Options (paid by member and added to base price of the lens) <ul style="list-style-type: none"> <li>• Tint (Solid and Gradient)</li> <li>• UV Coating</li> <li>• Standard Scratch-Resistance</li> <li>• Standard Polycarbonate</li> <li>• Standard Anti-Reflective</li> <li>• Standard Progressive (add-on to bifocal)</li> <li>• Other Add-Ons and Services</li> </ul>	<ul style="list-style-type: none"> <li>\$15 copayment</li> <li>\$15 copayment</li> <li>\$15 copayment</li> <li>\$40 copayment</li> <li>\$45 copayment</li> <li>\$65 copayment</li> <li>20% off retail price</li> </ul>	N/A No reimbursement
Contact Lenses (in lieu of Standard Plastic lenses; includes fit, follow-up and materials) <ul style="list-style-type: none"> <li>• Conventional</li> <li>• Disposables</li> <li>• Medically necessary</li> </ul>	<ul style="list-style-type: none"> <li>\$100 allowance; 15% off balance over \$100</li> <li>\$100 allowance; balance over \$100</li> <li>Paid in full</li> </ul>	<ul style="list-style-type: none"> <li>Up to \$80</li> <li>Up to \$80</li> <li>Up to \$200</li> </ul>
LASIK and PRK Vision Correction	15% off retail price OR 5% off promotional pricing (whichever results in the lower cost to the member)	N/A No reimbursement
Frequency	Exams – once every 24 months Frames – once every 24 months Standard Plastic Lenses or Contact Lenses – once every 24 months	
<b>Additional Purchases and Out-of-Pocket Discount:</b> Members will receive a 20% discount on remaining balance at participating providers beyond plan coverage, which may not be combined with any other discounts or promotional offers, and the discount does not apply to EyeMed’s providers’ professional services or disposable contact lenses.		

---

## *Visiting an Out-of-Network Provider*

All vision care services received from an out-of-network provider are paid up to a scheduled amount. You are responsible for paying any amount the provider charges in excess of that amount.

---

## *Services Not Covered*

The Vision Plan does not cover:

- Orthoptics or vision training.
- Subnormal vision aids and associated supplemental testing.
- Aniseikonic lenses.
- Medical and/or surgical treatment of the eyes.
- Corrective eyewear required by an employer as a condition of employment, and safety eyewear unless specifically covered under the Plan.
- Services provided as a result of Workers' Compensation law.
- Non-prescription lenses (plano lenses) and non-prescription sunglasses (except for the 20% EyeMed discount).
- Two pair of glasses in lieu of bifocals.
- Services or materials provided by any other group benefit providing for vision.
- Benefit allowances provide no remaining balance for future use within same benefit period.
- Lost or broken lenses, frames, glasses, or contact lenses will not be replaced except in the next benefit period.

---

## *When Coverage Is Terminated*

Coverage under any section of this Plan will be in exchange for all privileges and benefits provided under any like prior coverage. Any benefits provided under such prior coverage may reduce benefits payable under this Plan.

Coverage under the Plan terminates when the first of these events happens:

- The day your employment ends.
- When the group contract terminates as to the coverage.
- When you are no longer in an Eligible Class. (This may apply to all or part of your coverage.)
- When you fail to make any required contribution.

Under certain circumstances, American Water may continue your coverage when you are not actively at work. If you are not at work due to illness or injury, American Water vision coverage will be continued for the length of your approved leave of absence, not to exceed 24 months from the date you are disabled as long as appropriate contributions are made.

An eligible spouse's, same-sex domestic partner's, or child's coverage will terminate at the first to occur of:

- The termination of all eligible spouse, same-sex domestic partner, or child coverage under the group contract.
- When an eligible spouse, same-sex domestic partner, or child becomes covered as an employee.
- When such person is no longer an eligible spouse, same-sex domestic partner, or child.
- When your coverage terminates.

You may be entitled to continue your vision coverage (see "Continuation of Health Coverage" on page 163).

---

## *Filing a Claim*

When you visit an EyeMed network provider, you must present the provider with your EyeMed ID card or subscriber number at the time of service. Your provider will submit the benefit form for you. You are responsible for charged amounts that exceed your coverage.

If you visit an out-of-network provider, you must pay the provider at the time you receive vision care services. You must then submit an EyeMed claim form and an itemized paid receipt to receive reimbursement. Your itemized receipt must include:

- Patient's name;
- Date service began;

- The services and materials received; and
- Amount paid.

Claim forms and receipts should be mailed to:

EyeMed Vision Care  
Attention OON Claims  
P.O. Box 8504  
Mason, OH 45040-7111

Claim forms are available on EyeMed's website at [www.eyemedvisioncare.com](http://www.eyemedvisioncare.com). You can also obtain forms by contacting EyeMed Member Services at (866) 939-3633.

**EyeMed will not process claims submitted more than 12 months after the date of service or purchase.**

---

## *No Assignment of Benefits*

You cannot assign, pledge, encumber, or otherwise alienate any legal or beneficial interest in benefits under the Plan, and any attempt to do so will be void. The payment of benefits directly to a health care provider, if any, shall be done as a convenience to the covered person and shall not constitute an assignment of benefits under the Plan.

## **Your Contributions**

You pay your share of the cost for your benefits each pay cycle through convenient *pre-tax* payroll deductions. *Pre-tax* means that your contributions are withheld before federal (and in most cases, state and local) income and FICA (Social Security) taxes are withheld. This reduces your taxable income and the amount of tax you pay. As a result, you have more take-home pay. Because your pre-tax contributions are not subject to FICA taxes, your Social Security benefit at retirement may be slightly reduced if your earnings are under the Social Security Taxable Wage Base (\$110,100 for 2012). However, the loss in future retirement benefits should be more than offset by the current tax savings under the Plan.

## *Flexible Spending Accounts*

*Note: The benefits described in this section may vary depending on the terms of your collective bargaining agreement. Please refer to your collective bargaining agreement for details.*

---

## *Flexible Spending Accounts*

*Participation in the Health Care Flexible Spending Account and the Dependent Care Flexible Spending Account allows you to reduce your taxable income by paying for certain expenses with pre-tax dollars.*

To help you meet the high cost of health and dependent care in the most cost-efficient manner, American Water offers two programs which allow you to pay for qualifying expenses using *pre-tax* dollars. You pay fewer taxes because those amounts are not subject to federal income or Social Security taxes. You keep more of what you earn, increasing your disposable income.

You make voluntary contributions on a pre-tax basis to these spending accounts, from which you receive tax-free reimbursement to cover the cost of your qualifying medical and dependent care expenses.

*Horizon administers the Flexible Spending Accounts on behalf of American Water.*

**The Health Care Flexible Spending Account** reimburses you for most health-related expenses for yourself or your eligible spouse, same-sex domestic partner, or child(ren) that are not reimbursable through any health benefit plans.

*Note:* Health-related expenses for your same-sex domestic partner are only eligible for reimbursement if your same-sex domestic partner is also your tax dependent.

**The Dependent Care Flexible Spending Account** reimburses you for most dependent day care expenses for your qualifying dependents.

Reimbursements that you receive from your Health Care and/or Dependent Care Flexible Spending Accounts are tax-free to you.

Your contributions to your Health Care and/or Dependent Care Flexible Spending Accounts are deducted each pay cycle through convenient *pre-tax* payroll deductions. *Pre-tax* means that your contributions are withheld before federal (and in most cases, state and local) income and FICA (Social Security) taxes are withheld. (Note: In some states, your contributions to the Dependent Care Flexible Spending Account and/or the Health Care Flexible Spending Account may be subject to state income taxes. You should consult your tax advisor to determine if contributions to either of these accounts will be taxed in your state.) Pre-tax contributions reduce your taxable income and the amount of tax you pay. As a result, you have more take-home pay. Because your pre-tax contributions are not subject to FICA taxes, your Social Security benefit at retirement may be slightly reduced if your earnings are under the Social Security Taxable Wage Base (\$110,100 for 2012). However, the loss in future retirement benefits should be more than offset by the current tax savings under the Plan.

## *The Health Care Flexible Spending Account*

*You can use your Health Care Flexible Spending Account to pay for medical, dental, vision, and hearing care expenses that are not otherwise covered by any health care plan.*

The Health Care Flexible Spending Account allows you to contribute money on a pre-tax basis to an account set up for you. If you (or your eligible spouse, same-sex domestic partner, or child(ren)) incur qualifying health care expenses which are not covered, or are only partially covered, by insurance or any other source, you will be reimbursed from the spending account for these expenses.

Here is an example of the potential tax savings with a Health Care Flexible Spending Account:

	With Account	Without Account
Annual Family Income	\$50,000	\$50,000
Minus Pre-Tax Contributions to Account	\$ 2,400	None
Taxable Income	\$47,600	\$50,000
Federal, State, and Social Security Taxes	\$12,685	\$13,325
Minus After-Tax Health Care Expenses	None	\$ 2,400
Net Disposable Income	\$34,915	\$34,275
<b>Tax Savings (Extra Take-Home Pay)</b>	<b>\$ 640</b>	

*Estimates use tax rates of 15% federal, 4% state, and 7.65% Social Security. Actual tax savings could be greater or less than shown here. Consult your tax advisor to determine tax savings for your particular situation.*



## Eligibility

### Enrolling for benefits and making changes to benefit elections are time-sensitive.

If you are an eligible employee (see "Eligibility" on page 5), you are eligible to participate in the Health Care Flexible Spending Account as of the first day of the month following completion of one full month of continuous employment. You may enroll by completing the enrollment process (see "Enrolling for Coverage" on page 9). If you are newly hired, *you must enroll* and make your contribution election within the 31-day enrollment period. You will have the opportunity to change your elections in the fall of every year, effective for the upcoming plan year. You are not permitted to make changes to your election amount during the Plan Year, except under certain circumstances (see page 11).

## Eligible Individuals

In addition to your own expenses, you can also be reimbursed from the Health Care Flexible Spending Account for qualifying expenses incurred by an eligible spouse, child or qualifying individual (as defined by the IRS). For you to include these expenses, the person must have been your eligible spouse, child, or qualifying individual (as defined by the IRS) either at the time the medical services were provided or at the time you paid the expenses.

## How the Account Works

The spending account does not replace your medical benefits. It is a separate plan that reimburses you for qualifying expenses that are not covered, or only partially covered, by your Medical Plan/Dental/Vision Plan or Dental/Vision Plan, or by any other source (such as a spouse's or same-sex domestic partner's plan).

When you have an eligible medical expense, you pay the bill. You can be reimbursed for these expenses from your account by filing a claim form (see page 100).

For additional convenience, you will be issued a debit card. Use the card to pay for eligible medical expenses just as you would use your bank debit card. The money is automatically debited from your Health Care Flexible Spending Account. You should keep copies of all receipts for any expenses you pay for from your Health Care Flexible Spending Account in case further substantiation is required.

Prior to using the debit card you must certify that the card will only be used for qualifying health care expenses, that any qualifying health care expenses paid with the card have not already been reimbursed by any health plan.

## Claim Documentation

*Note:* You cannot use the card to prepay for qualifying health care expenses.

The debit card will be automatically cancelled upon your death or termination of employment, or if you have a change in status that results in your becoming ineligible for a Health Care Flexible Spending Account.

The dollar amount available on the debit card will be the Health Care Flexible Spending Account contribution amount you elected for the Plan Year, minus reimbursements paid for the Plan Year.

Your debit card will permit all transactions to be made in the pharmacy at the point of sale. This includes prescription and eligible over-the-counter products. Internal Revenue Service (IRS) regulations require documentation to verify that claims are legitimate. Therefore, any transaction that does not match a copayment/coinsurance from the American Water Medical Plan or Prescription Drug Program or is not otherwise clearly a medical expense based on the information obtained from the vendor's inventory system at the point of sale, will be audited by Horizon. If you do not use your debit card, you can submit a claim.

If you are audited for a transaction, you (the member) are required to provide documentation to validate the expense. Return the letter to Horizon along with a receipt or Explanation of Benefits (EOB) which includes the following:

- Provider;
- Service(s) received or item(s) purchased;
- Date of service;
- Amount of expenses incurred; and
- Amount covered by insurance.

If Horizon later determines that any purchase does not qualify as a qualifying health care expense, Horizon may, in its sole discretion, use one of the following correction methods to make the Plan whole:

- Require you to repay the improper amount to the Plan; or
- Offset future claims until the improper amount is repaid.

Until the amount is repaid, Horizon will take further steps to ensure that further violations of the terms of the debit card do not occur, up to and including denial of access to the card.

## How Much Can I Contribute?

*You may elect to contribute up to \$2,500 per year to your Health Care Flexible Spending Account. The maximum amount you may contribute may be further limited by applicable law.*

During open enrollment (or your 31-day enrollment period), you should estimate what you will spend during the next Plan Year (or the balance of the current Plan Year) (January 1 to December 31, plus the 2½ month grace period, see below) on unreimbursed medical expenses. The Company will deduct from your paycheck the amount of money you choose to set aside, in equal amounts over the course of the calendar year.

You may elect to contribute up to \$2,500 per year to the Health Care Flexible Spending Account. There is a minimum contribution of \$120 per calendar year. If your spouse also has a health care flexible spending account, whether through the Company or another employer, this will not affect the maximum amount of your contribution. You may each contribute the maximum amount.

## Use All the Money in Your Account

*You must request reimbursement by April 30 of the following year for health care expenses incurred during the Plan Year and the grace period (i.e., the following January 1 – March 15).*

The amount available to you for reimbursement for qualifying expenses incurred during the Plan Year (plus the 2½ month grace period) is the annual amount you have elected to contribute to the spending account, even if the full amount has not yet been deducted from your pay. For example, if you elect to contribute \$1,200 to the spending account, the entire \$1,200 will be available to you for reimbursement of your eligible expenses beginning January 1. *Note that there is a different rule for reimbursements from the Dependent Care Flexible Spending Account.*

According to IRS rules, any amounts remaining in your spending account after the deadline for submitting claims incurred during the Plan Year (plus the 2½ month grace period) will be forfeited. You may not carry forward unused amounts to the next Plan Year, and you may not transfer unused amounts from the Health Care Flexible Spending Account to another employee or to another plan or account (such as the Dependent Care Flexible Spending Account). Therefore, you should plan carefully before you make your annual contribution election. Any forfeited amounts are used by American Water to reduce future administrative expenses.

The claims accumulation period for the Health Care Flexible Spending Account is 14½ months – the current 12-month Plan Year (January 1 – December 31) plus the period January 1 through March 15 of the following calendar year. The deadline to submit claims for reimbursement from your Health Care Flexible Spending Account is April 30 of the following year. You must be an active participant or COBRA participant as of December 31 in order to take advantage of the grace period. Expenses incurred during the grace period that are not applied against your Health Care Flexible Spending Account balance for the prior Plan Year can be applied against the Health Care Flexible Spending Account for the current Plan Year. For example, if you establish a Health Care Flexible Spending Account for 2012, eligible expenses incurred during the period January 1, 2013 – March 15, 2013 can be applied against your 2012 account balance. If you have exhausted your 2012 account balance or you do not submit the grace period expenses by April 30, 2013, you can apply those expenses against your 2013 Health Care Flexible Spending Account, if any. If you do not have a 2013 Health Care Flexible Spending Account, you would not be able to be reimbursed for those grace period expenses.

### Can I Change the Amount of My Contributions?

You can start, stop, or change the automatic deductions from your paycheck during the calendar year only if you have a qualified change in status (as listed below). The change in status must be on account of, and correspond with, a change in status affecting eligibility. The following events are changes in status:

- **Change in your legal marital status** (marriage, death of spouse, divorce, legal separation, or annulment).
- **Change in the number of your eligible spouse, same-sex domestic partner, or child(ren)** (gain a child through birth, adoption, placement for adoption; loss of an eligible spouse, same-sex domestic partner, or child through death).
- **Change in your eligible spouse's, same-sex domestic partner's, or child(ren)'s eligibility status** (eligible spouse, same-sex domestic partner, or child qualifies or no longer qualifies because of age or marriage).

### Expenses Eligible for Reimbursement

Only “qualifying” expenses can be reimbursed through the Health Care Flexible Spending Account. These include:

- Medical, dental, and vision care expenses incurred by you or an eligible spouse, child(ren), or qualifying individual (as defined by the IRS) in the diagnosis, treatment, or prevention of disease, including prescription drug expenses and transportation or lodging expenses incurred in receiving treatment.

- Certain other medical expenses not covered by your medical insurance.
- Deductibles or copayments you have paid under any type of health care plan.
- Over-the-counter medicines and drugs only if accompanied by a written prescription, provided they are for the diagnosis, cure, mitigation, treatment, or prevention of disease or for the purpose of affecting any structure or function of the body. The over-the-counter drug must be more than just beneficial to general health and not “cosmetic” in nature.
- Some over-the-counter drugs have a dual purpose, serving a personal/cosmetic or general health purpose as well as a medical purpose. These drugs will require a letter from a doctor stating the medical condition or disease that is being treated.

*Remember, the following lists of eligible and ineligible expenses are not complete. If you have a question as to whether or not an expense is eligible, please call Horizon FSA at (800) 224-4426.*

Keep in mind that the expenses you submit for reimbursement may not be covered or reimbursed by other insurance or another source, including a plan sponsored by your spouse’s employer, Medicare, Workers’ Compensation, automobile insurance, or any recovery or settlement from a lawsuit.

For additional information, call Horizon FSA at (800) 224-4426. You can also refer to IRS Publication 502 (“Medical and Dental Expenses”). You can request a copy of Publication 502 from your local IRS office or go online at [www.irs.gov/publications/p502](http://www.irs.gov/publications/p502). But keep in mind, not all expenses listed in Publication 502 are eligible (like insurance premiums) and some expenses not listed in the publication are eligible (such as some over-the-counter drugs and medicines if accompanied by a written prescription).

Below is a list of some of the health care expenses eligible for reimbursement from your spending account. Only health care expenses not reimbursed by insurance can be claimed.

- Acupuncture (excluding remedies).
- Adoption.
- Adult diapers.
- Alcoholism treatment.
- Ambulance.
- Artificial insemination.
- Artificial limbs/teeth.
- Birth control.
- Braille books/magazines.
- Chiropractic treatment.
- Christian Science practitioners.

- Coinsurance/deductibles.
- Contact lenses/saline solution.
- Copayments.
- Cosmetic surgery:
  - To treat illness/disease;
  - To improve a congenital abnormality;
  - To treat injury from accident/trauma; or
  - To improve a disfiguring deformity.
- Crutches.
- Deductibles.
- Dental treatment and oral surgery (non-cosmetic only).
- Dentures.
- Diagnostic fees.
- Dietary supplements and vitamins with doctor's letter of medical necessity.
- Doctor fees (cosmetic procedures not eligible).
- Drug addiction treatments.
- Drug and medical supplies (i.e., syringes, needles, etc.).
- Excess of reasonable and customary charges scheduled, annual, or lifetime maximums.
- Eye care/exams.
- Eye surgery (cataracts, LASIK, etc.).
- Eyeglasses (prescription only).
- Guide dogs.
- Hearing aids/exams.
- Hearing devices and batteries.
- Home health care.
- Hospital bills.
- Insulin.
- In-vitro fertilization.
- Laboratory fees.
- Nursing home costs.
- Orthodontia (non-cosmetic only).
- Orthopedic devices.
- Over-the-counter drugs that are medically necessary like allergy medications, aspirin, or antacids if accompanied by a written prescription (see list below).
- Oxygen.
- Prescribed medicines.
- Psychiatric treatment.

- Psychologist's fees.
- Routine physicals and other non-diagnostic services or treatments.
- Smoking-cessation over-the-counter drugs if accompanied by a written prescription.
- Smoking cessation programs.
- Specialized car equipment for disabled persons.
- Speech therapy.
- Sterilization.
- Surgical fees.
- Transplants (except hair).
- Vaccinations and immunizations.
- Vitamins, with doctor's letter of medical necessity.
- Weight loss programs.
- Weight-loss over-the-counter drugs with doctor's letter of medical necessity.
- Well-baby care.
- Wheelchairs.
- X-ray fees.

### **Over-the-Counter Drugs or Medicines**

The following over-the-counter items qualify for reimbursement under the Health Care Flexible Spending Account only if accompanied by a written prescription:

- Antiseptics.
- Asthma medications.
- Cold, flu, and allergy medications.
- Ear/eye care.
- Health aids.
- Pain relief.
- Stomach care.

### **Over-the-Counter Supplies**

The following over-the-counter supplies qualify for reimbursement under the Health Care Flexible Spending Account:

- Diabetic supplies.
- Personal test kits.

### **Dual Use Items**

The following dual use items qualify for reimbursement under the Health Care Flexible Spending Account with a letter of medical necessity from the patient's doctor:

- Blood pressure meter.
- Gauze and tape.
- Gloves and masks.
- Herbs.

## Expenses Not Eligible for Reimbursement

- Leg or arm braces.
- Massagers.
- Minerals.
- Saline nose drops.
- Special supplements.
- Thermometers.

The following are not considered qualifying health care expenses and cannot be reimbursed from the Health Care Flexible Spending Account:

- Bleaching/bonding of teeth.
- Contact lens insurance.
- Cosmetic surgery, unless necessary to correct a deformity which is congenital or which resulted from a disfiguring illness or an injury resulting from an accident or trauma.
- Dancing lessons.
- Diaper services for children.
- Electrolysis.
- Expenses for general health purposes, such as fitness, exercise, or health club dues unless recommended by a doctor for a particular medical condition.
- Expenses for weight loss programs *unless* recommended by a doctor to treat obesity.
- Expenses in excess of the amount you have elected to contribute to the Health Care Flexible Spending Account.
- Expenses of someone who is not an eligible spouse, same-sex domestic partner, or child.
- Funeral expenses.
- Hair restoration (procedures, drugs, or medications).
- Hair transplants.
- Health club or gym memberships for general health.
- Household help.
- Insurance premiums (including COBRA premiums).
- Liposuction.
- Marriage and family counseling.
- Maternity clothes.
- Over-the-counter supplies, drugs, or medications that are not medically necessary or are not prescribed by your doctor.
- Over-the-counter drugs or medications that are not prescribed by your doctor.
- Premiums you or your spouse pays for insurance coverage.
- Rogaine, when used for cosmetic purposes; that is, to stimulate growth, and not for a specific medical condition.



- School tuition.
- Swimming lessons.
- Transportation costs of a disabled person to and from work.
- Vacation or travel costs to improve health.
- YMCA/YWCA memberships.

This list is intended to give you a general description of expenses not eligible for reimbursement through the spending account. *There may be other expenses, in addition to those listed above, which are not eligible.*

**Over-the-Counter Expenses Not Eligible for Reimbursement**

The following over-the-counter items do not qualify for reimbursement from the Health Care Flexible Spending Account:

- Aromatherapy.
- Baby bottles and cups.
- Baby oil.
- Baby wipes.
- Breast enhancement system.
- Cosmetics.
- Cotton swabs.
- Dental floss.
- Deodorants.
- Facial care.
- Feminine care.
- Fragrances.
- Hair regrowth.
- Low "carb" foods.
- Low calorie foods.
- Oral care.
- Petroleum jelly.
- Shampoo and conditioner.
- Skin care.
- Spa salts.
- Sun tanning products.
- Toothbrushes.

## Submitting Claims

You may be reimbursed from your Health Care Flexible Spending Account by completing a *Claim for Reimbursement* form, which can be downloaded from [www.horizonblue.com/fsa](http://www.horizonblue.com/fsa).

Any itemized bills that you submit should contain, at a minimum, the following information:

- The name of the patient and the employee;
- The date(s) the services were provided;
- A description of the service or item provided;
- The name and address of the provider;
- The cost of the service or item; and
- Amount covered by insurance.

Sign and date the claim form. Attach copies of bills, invoices, or other written statements from a third party that support each reimbursement request and mail or fax to:

**Horizon Blue Cross Blue Shield of New Jersey**  
**3 Penn Plaza East PP-05S**  
**Newark, NJ 07105-2200**  
**Fax: (973) 274-2215**

You will receive an Explanation of Payment (EOP) statement from Horizon detailing the status of your account with each reimbursement.

## Family and Medical Leaves of Absence

If you take a Family and Medical Leave of Absence (FMLA Leave) from American Water, your pre-tax payroll deductions to the Health Care Flexible Spending Account will stop. You may continue to make contributions on an after-tax basis only by sending a monthly check to American Water.

## Termination/Retirement of Employment

If you terminate or retire from American Water, your pre-tax payroll deductions to the Health Care Flexible Spending Account will stop. You may still continue to submit claims for reimbursement of expenses incurred **before** your date of termination/retirement.

Under certain circumstances, you may continue participating under COBRA and make contributions on an after-tax basis by sending a monthly check to American Water. Participants who continue to participate under COBRA will be able to submit claims for reimbursement of expenses incurred while they are participating in the Health Care Flexible Spending Account.

## *The Dependent Care Flexible Spending Account*

*The cost of caring for your dependents while you work can be more affordable when you participate in the American Water Dependent Care Flexible Spending Account.*

The Dependent Care Flexible Spending Account allows you to contribute money on a pre-tax basis to an account set up for you. These amounts can be used to reimburse you for most daycare or eldercare expenses you might incur for your qualifying dependents.

Here is an example of the potential tax savings with a Dependent Care Flexible Spending Account:

	With Account	Without Account
Annual Family Income	\$50,000	\$50,000
Minus Pre-Tax Contributions to Account	\$ 5,000	None
Taxable Income	\$45,000	\$50,000
Federal and Social Security Taxes	\$11,993	\$13,325
After-Tax Dependent Care Expenses	None	\$ 5,000
Net Disposable Income	\$33,007	\$31,675
<b>Tax Savings (Extra Take-Home Pay)</b>	<b>\$ 1,332</b>	

*Example uses tax rates of 15% federal, 4% state and 7.65% Social Security. Consult your tax advisor to determine tax savings for your particular situation.*

### **Eligibility**

If you are an eligible employee (see "Eligibility" on page 5), you are eligible to participate in the Dependent Care Flexible Spending Account as of the first day of the month following completion of one full month of continuous employment. You may enroll by completing and signing the appropriate Flexible Spending Account section on your enrollment form. If you are newly hired, **you must enroll** and make your contribution election within the 31-day enrollment period. You will have the opportunity to change your elections in the fall of every year, effective for the upcoming Plan Year. You are not permitted to make changes to your election amount during the Plan Year, except under certain circumstances (see page 94).

## Qualifying Dependents

Expenses are reimbursable for care of the following qualifying dependents:

- Your child, grandchild, brother or sister **who is under age 13**, who resides in your household for more than one-half of the year and who does not provide more than one-half of his or her own support for the year;
- A disabled spouse who resides in your household for more than one-half of the year; and
- A disabled relative or household member who is principally dependent on you for support and who resides in your household for more than one-half of the year.

In the case of a child who receives over one-half of his or her support during the calendar year from his or her parents (i) who are divorced or legally separated under a decree of divorce or separate maintenance, (ii) who are separated under a written separation agreement, (iii) who live apart at all times during the last six months of the year, (iv) who have agreed that the custodial parent will not claim the child as an income tax exemption, and (v) where such child is in the custody of one or both parents for more than one-half of the year, such child will be considered the dependent of both parents, regardless of the child's place of residence or the amount of support provided by either parent. Contact your tax advisor or refer to IRS Publication 503 (Child and Dependent Care Expenses) for more information.

## How the Account Works

When you have eligible dependent care expenses, you pay the bill and submit a reimbursement claim to Horizon, along with a copy of the bill. You can be reimbursed for these expenses from your account by filing a claim form, **assuming that you have enough money in your account**. If not, you will be reimbursed up to the amount in your account and the remainder of the claim will be held until the balance in your Dependent Care Flexible Spending Account is sufficient to cover the bill.

Keep in mind, however, that because you are contributing to the spending account through payroll deductions, you will have a period of increased expenses. You will have to pay your dependent care provider, as well as have payroll deductions, before receiving reimbursement from your account.

## How Much Can I Contribute?

You may contribute up to a maximum of \$5,000 per year (\$2,500 if married but filing a separate tax return), regardless of the actual number of qualifying dependents you have. Normally, amounts reimbursed from your Dependent Care Flexible Spending Account are tax-free to you. However, federal law states that the amount excluded from your gross income cannot exceed, in any calendar year (under all dependent care plans in which you or your spouse may participate) the lesser of:

- \$5,000 (\$2,500 if you are married and filing separate federal income tax returns);
- Your annual income; or
- Your spouse's annual income.

If your spouse is (1) a full-time student for at least five months during the year or (2) physically and/or mentally disabled, there is a special rule to determine his or her annual income. To calculate the income, determine your spouse's actual taxable income (if any) earned each month that he or she is a full-time student or disabled. Then, for each month, compare this amount to either \$250 (if you claim expenses for one dependent) or \$500 (if you claim expenses for two or more dependents). The amount you use to determine your spouse's annual income is the greater of the actual earned income or 12 times the assumed monthly income amounts of either \$250 or \$500.

If you are married and filing separate federal income tax returns, the \$2,500 limit described above will not apply if you are (1) legally separated or (2) separated for more than six months and pay for more than half of the household expenses.

By making an election under the Dependent Care Flexible Spending Account, you are representing to the Company that your contributions to the Dependent Care Flexible Spending Account are not expected to exceed these limits.

To qualify for tax-free treatment, you are required to list on your federal income tax return the name and taxpayer identification number of any person who provided you with dependent care services during the calendar year for which you have claimed a tax-free reimbursement. The identification number of a care provider who is an individual and not a care center is that individual's Social Security number. You should make your care provider aware of this reporting requirement.

*You may elect to contribute up to \$5,000 per household per year (or your or your spouse's earned wages, whichever is less) to your Dependent Care Flexible Spending Account.*

## **Determining How Much to Contribute**

In addition, your Dependent Care Flexible Spending Account contribution can never be more than your earned wages or your spouse's earned wages, whichever is less. If your spouse is a full-time student, the IRS considers him or her to be gainfully employed, with earned income of \$250 per month (if you have one qualifying dependent) or \$500 per month (if you have two or more qualifying dependents) for each month the spouse is a student. To be considered a "full-time student" as defined by the IRS, your spouse must maintain full-time status at a college or university during at least five months of the year.

The amount you elect to contribute will depend upon the amount you anticipate you will need to cover your dependent care expenses for the Plan Year (January 1 – December 31). You should compare the tax benefit you would receive with the Dependent Care Flexible Spending Account to the benefit that you would receive with the federal child and dependent care tax credit (see below), and then choose between them. For additional details about the federal tax credit, see IRS Publication 503 ("Child and Dependent Care Expenses") and IRS Tax Topic 602 ([www.irs.gov/taxtopics/tc602.html](http://www.irs.gov/taxtopics/tc602.html)). You can request a copy of Publication 503 from your local IRS office or go online at [www.irs.gov/publications/p503](http://www.irs.gov/publications/p503).

**Federal Earned Income Credit.** A tax credit available under current tax law is the earned income credit. This credit also reduces the federal tax you have to pay on a dollar-for-dollar basis, but is calculated somewhat differently from the child care credit described above. The credit is available to individuals with incomes below certain thresholds and the amount of the credit increases if you have qualified children. A qualified child is defined as a child who is under age 19 (under age 24 if a student) or who is totally and permanently disabled. The credit does not depend on the amount you pay in child care expenses. The earned income credit has no effect on the amount you can contribute under the Dependent Care Flexible Spending Account for dependent care expenses. Moreover, the use of the Dependent Care Flexible Spending Account may result in a reduction in your taxable income, thus qualifying you for the earned income credit where you would not otherwise have qualified.

## Use All the Money in Your Account

You must request reimbursement by March 31 of the following year for dependent care expenses incurred on or before December 31 of each Plan Year.

According to IRS rules, any amounts remaining in your spending account after the deadline for submitting claims for the Plan Year will be forfeited. You may not carry forward unused amounts to the next Plan Year, and you may not transfer unused amounts from the Dependent Care Flexible Spending Account to another employee or to another plan or account (such as the Health Care Flexible Spending Account). Therefore, you should plan carefully before you make your annual contribution election. Any forfeited amounts are used by American Water to reduce future administrative expenses.

## Expenses Eligible for Reimbursement

The following expenses may be reimbursed so that you, the employee (and your spouse, if you are married), can work or look for work. There is an exception to this rule if you or your spouse works part-time and the payment for care must be made on a periodic (for example, weekly or monthly) basis. In this case, expenses for both work and non-work days are eligible. If payment is made on a daily basis, expenses must be allocated between work and non-work days. Similarly, if you or your spouse is not working due to illness, and you must pay for care on a periodic basis, expenses for non-work days are eligible if the absence is considered short and temporary.

Expenses may also be reimbursed so that your spouse can attend school full-time or if your spouse is physically or mentally unable to care for himself or herself. Eligible expenses include:

*You may receive reimbursement from your account for expenses that have been incurred for services rendered during the Plan Year. In order to be reimbursed for these expenses, the taxpayer ID number or Social Security number of the provider must be submitted.*

- Qualified child or adult day care center expenses (if the center provides care for more than six non-resident persons, the center must meet state or local regulations and receives a fee for such services, whether or not for profit).
- Before-school care, after-school care, or extended day programs (supervised activities for children after the regular school program) if used to enable you and your spouse to work.
- A babysitter or companion inside or outside the home.
- A housekeeper, nanny, or au pair to the extent the expenses are for the care of a qualifying individual.
- A relative (who is not your dependent nor your child under age 19) who cares for a dependent.
- Someone who cares for an elderly or disabled dependent in your home.
- Nursery school or pre-kindergarten.

- Agency, application, deposit, or other registration fees if necessary to obtain the related care. Fees should not be reimbursed until care is provided, and fees that are forfeited (for example, because you select a different provider) do not qualify.
- Custodial expenses for a dependent over age 13, not attributable to medical services, provided the qualifying individual spends at least eight hours each day in your home.
- Summer day camp tuition (including specialty camp) or a similar program to care for a qualifying individual. Separate equipment or similar charges (e.g., a laptop rental fee) do not qualify.
- FICA and FUTA taxes of a day care provider, as long as the overall expenses of the care provider qualify.
- Late fees charged to care for the child because the child was picked up late. Late fees charged because the childcare bill was paid late do not qualify.
- Sick-child facility expenses (care to enable you to go to work when the child is ill).
- Transportation costs to and from the location where the care or program is provided, if the expense is part of the cost of the program.

### **Expenses Not Eligible for Reimbursement**

Expenses ineligible for reimbursement include the following:

- Payments for babysitters when you are not working, such as in the evening or on weekends.
- Private school tuition (except before-school and after-school care).
- Educational expenses for children in kindergarten or higher.
- Boarding school tuition.
- Overnight camp expenses.
- 24-hour-a-day nursing home expenses.
- Transportation costs to and from the location where the care or program is provided, unless the expense is part of the cost of the program.
- Expenses for food, clothing, education, or entertainment incurred for the normal care of an eligible dependent, unless these expenses are incidental and cannot be separated from the cost of care.
- Cost for care that enables your spouse to do volunteer work.

This list is intended to give you a general description of expenses not eligible for reimbursement through the spending account. There may be other expenses in addition to those listed above which are not eligible.



## Can I Change the Amount of My Contributions?

You can start, stop, or change the automatic deductions from your paycheck during the calendar year if there is a change in your dependent care provider, if there is a change in the cost of dependent care, or if your dependent no longer meets the definition of qualifying individual. Here are some examples of situations in which you can change your election:

- Change from one childcare center to another and the new center charges a different rate.
- Change in a home childcare provider, including a change in a nanny-sharing arrangement.
- A qualifying child reaches age 13 and is no longer an eligible dependent under the Dependent Care Flexible Spending Account.
- The employee marries and the new spouse has dependent children, increasing dependent care costs.
- Child of divorced parents switches residence between parents.

## Submitting Claims

You may be reimbursed from your Dependent Care Flexible Spending Account by completing a Claim for Reimbursement form, which can be downloaded from [www.horizonblue.com/fsa](http://www.horizonblue.com/fsa). You must submit the form along with proof of payment for the services (such as receipts, statements, canceled checks, etc.).

Any itemized bills that you submit should contain, at a minimum, the following information

- The dependent's name and age;
- The nature of the care provided;
- The date(s) the care was provided;
- The amount paid for the care;
- The dependent's relationship to you; and
- The name and taxpayer identification number (or Social Security number) of the care provider.

Sign and date the claim form. Attach copies of bills, invoices, or other written statements from a third party that support each reimbursement request and mail or fax to:

**Horizon Blue Cross Blue Shield of New Jersey**  
**3 Penn Plaza East PP-05S**  
**Newark, NJ 07105-2200**  
**Fax: (973) 274-2215**

Remember that you are entitled to reimbursement only *after* the care has been provided, even if you pay for dependent care in advance.

### **Family and Medical Leaves of Absence**

You will receive an Explanation of Payment (EOP) statement from Horizon detailing the status of your account with each reimbursement.

If you take a Family and Medical Leave of Absence (FMLA Leave) from American Water, your pre-tax payroll deductions to the Dependent Care Flexible Spending Account will stop. You may submit claims for reimbursement for care provided through your last day of work before your leave began.

### **Termination of Employment**

If you terminate or retire from American Water, your pre-tax payroll deductions to the Dependent Care Flexible Spending Account will stop. You may still continue to submit claims for reimbursement of expenses incurred **before** your date of termination. Expenses for care provided after your date of termination are not eligible for reimbursement. COBRA continuation coverage does not apply to the Dependent Care Flexible Spending Account.

## ***Disability Coverage (Sick Leave and Disability Coverage)***

*Note: The benefits described in this section may vary depending on the terms of your collective bargaining agreement. Please refer to your collective bargaining agreement for details.*

---

## *Disability Benefits*

Disability benefits provide income protection when you are unable to work because of an extended illness or injury. American Water provides you with paid sick leave, Short Term Disability (STD), and Long Term Disability (subject to your collective bargaining agreement) benefits – at no cost to you. If applicable, see the Appendix-Long Term Disability for a description of the Long Term Disability benefit. This Appendix- Long Term Disability is incorporated into this Plan by reference. To the extent the terms of this Plan conflict with the provisions of this Appendix- Long Term Disability, the terms of this Appendix- Long Term Disability shall control.

You are eligible for disability benefits if you are a full-time eligible employee. Part-time employees and temporary employees are not eligible, unless specified by state laws.

Your eligibility date is in accordance with the terms of your collective bargaining agreement. If you are on a layoff, on disability, or on leave of absence on your eligibility date, coverage or an increase in coverage will begin on the day you return to active full-time work for one full day.

The table on page 111 summarizes the Plan’s disability benefits.

---

## *Short Term Disability Insurance Benefits*

If you are eligible for Short Term Disability (STD) benefits and are still disabled after you exhaust your paid sick leave and sick bank, STD coverage will start paying benefits. You will receive 70% of your base pay each week for 50 weeks, unless superseded by state law for a combined duration of 52 weeks of payments.

### **Prior to August 1, 2012**

A “disability absence” is time lost from work due to a non-occupational injury or illness which started while you were covered under this Plan.

**Effective August 1, 2012**

**Disabled or disability** means that, due to sickness or as a direct result of accidental injury:

- You are receiving Appropriate Care and Treatment and complying with the requirements of such treatment; and
- You are unable to earn more than 80% of your Predisability Earnings at your own occupation from any employer.

For purposes of determining whether a disability is the direct result of an accidental injury, the disability must have occurred within 90 days of the accidental injury and resulted from such injury independent of other causes.

If your occupation requires a license, the fact that you lose your license for any reason will not, in itself, constitute disability.

**Appropriate Care and Treatment** means medical care and treatment that is:

- Given by a physician whose medical training and clinical specialty are appropriate for treating your disability;
- Consistent in type, frequency, and duration of treatment with relevant guidelines of national medical research, health care coverage organizations and governmental agencies;
- Consistent with a physician’s diagnosis of your disability; and
- Intended to maximize your medical and functional improvement.

*Note: Short Term Disability does not begin until you have used your sick leave and all accumulated banked sick time.*

An illustrative example:

<b>Sick Leave</b>	2 weeks at 100% of pay each year
<b>Sick Bank (if available)</b>	100% of pay if you have banked sick leave remaining
<b>Short Term Disability (STD)</b>	70% of base pay, which ends when sick leave, sick bank, and STD equal 52 weeks combined

If your banked sick leave exceeds 52 weeks, you will continue to receive 100% of base pay until your sick leave is exhausted. When your banked sick leave is exhausted, you have the option of taking any unused eligible vacation time, which will extend your 100% of pay.

Your benefit amount will be reduced by the amount of all Other Income that was actually paid to you for the same disability for which you are claiming benefits under this certificate. Other Income includes the following:

- Any disability benefits for you, your spouse, or child(ren) under:
  - Federal Social Security Act;
  - Canadian Pension Plan;
  - Quebec Pension Plan;
  - Railroad Retirement Act; or
  - Any similar plan or act.
- Any retirement benefits under:
  - Federal Social Security Act;
  - Canadian Pension Plan;
  - Quebec Pension Plan;
  - Railroad Retirement Act;
  - Your retirement plan; or
  - Any similar plan or act.
- Any income received for disability under:
  - A government compulsory benefit plan or program which provides payment for loss of time from your job due to your disability, whether such payment is made directly by the plan or program or through a third party (these are state plan benefits);
  - Any sick pay that the Company pays to you;
  - Workers' Compensation or a similar law which provide periodic benefits;
  - Occupational disease laws; or
  - Any income that you receive from working while disabled to the extent that such income reduces the amount of your Weekly Benefit as described in "Work Incentive."

## **REDUCING YOUR DISABILITY BENEFIT BY AN ESTIMATED BENEFIT**

If there is reasonable, good faith belief that you are entitled to disability benefits under the following sources of Other Income, you must apply for such benefits:

- Federal Social Security Act (Primary and/or Family Benefits); and/or
- Any state compulsory/statutory benefit law.

To apply for the Other Income benefits referenced above means to pursue such benefits with reasonable diligence until you receive the respective approval from the Social Security Administration and/or the appropriate state agency or a final denial at the administrative level.

You must send proof that you have applied for such benefits. If your application for such benefits is approved, your disability benefit will be reduced by the amount actually paid to you from such source(s).

If you fail to apply for any of the above referenced Other Income benefits or pursue such benefits with reasonable diligence, and if there is a reasonable means of estimating the amount of such benefits which may become payable to you, the amount of your disability benefit will be reduced by the amount of such estimated benefits that you, your spouse, or child(ren) are eligible to receive because of your disability. This will start with the first disability benefit payment coincident with the date you were eligible to receive such benefits unless the following is received by the administrator:

- Proof that you have applied for and are pursuing such benefits with reasonable diligence;
- Approval of your claim for such benefits; or
- A notice of final denial of such benefits.

When you do receive approval or notice of final denial of the above referenced Other Income benefits, you must notify the administrator immediately so the amount of your disability benefit can be adjusted. You must promptly repay any overpayments.

Benefits start on Day 8 of a disability due to illness, including pregnancy, and on Day 1 of a disability due to injury (the Elimination Period). You must report your case to:

**Prior to August 1, 2012**

You must report your case to Aetna at (866) 280-8648 if you are (or expect to be) absent from work for more than five consecutive workdays. Even if you are receiving 100% of pay, **you must register your disability with Aetna.** You will not be eligible for STD benefits for any period of time in which you are eligible to receive paid sick leave, and the combination of paid sick leave and STD benefits will not exceed 52 weeks.

**Effective August 1, 2012**

You must report your case to MetLife at (855) 517-8273 if you are (or expect to be) absent from work for more than five consecutive workdays. Even if you are receiving 100% of pay, **you must register your disability with MetLife.** You will not be eligible for STD benefits for any period of time in which you are eligible to receive paid sick leave, and the combination of paid sick leave and STD benefits will not exceed 52 weeks.

You must provide a doctor's certification that you are disabled and medically unable to work because of the specific condition. The Claims Administrator may request any additional evidence it believes is necessary before deciding that benefits are payable.

More than one disability absence will be part of the same period of disability:

- If it is due to the same or a related cause; and
- If it is separated by less than two consecutive weeks of full-time work.

Your Maximum Period of Payment starts over if:

- A new disability absence is due to a cause different from that of any prior disability; and
- It is separated from the prior disability by at least one day of full-time active work.



---

## ***STD Benefit Limitations***

No benefits are payable for:

- Days on which you do work for pay or profit outside American Water.
- Any period of time you are not under a doctor's care. You must have been seen in person and treated by a doctor to be deemed under his or her care.
- The date you cease or refuse to participate in a required Rehabilitation Program.

---

## ***Coverage for Occupational Illness or Injury***

This Plan pays a weekly benefit if you are absent from work, while covered, because of an illness or injury resulting from employment with American Water. However, the weekly benefit amount will be reduced by the weekly amount for which you are eligible for time lost under any Workers' Compensation law or any other similar law or doctrine. This benefit runs concurrently with sick leave.

---

## ***Work Incentive***

Effective August 1, 2012, if you work while you are disabled and receiving weekly benefits, your weekly benefit will not be reduced by the amount you earn from working, except to the extent that such adjusted weekly benefit plus the amount you earn from working and the income you receive from other income exceeds 100% of your Predisability Earnings as calculated in the definition of disability.

---

## *Submitting STD Claims*

To apply for benefits under the Short Term Disability Plan, contact the Claims Administrator (see page 175).

To receive disability benefits, you must file a claim within 31 days of your disability. Even if you are using sick time, **you must register your disability with the Claims Administrator**. Benefits will begin after the Elimination Period as soon as the Claims Administrator receives the information to verify your disability.

While you are receiving STD benefits, you may be required to periodically provide the Claims Administrator with additional medical information from your doctor documenting your continued disability. The Claims Administrator may also require that an appointed doctor examine you in order to verify your disability.

**It is your responsibility to provide the Claims Administrator with the requested documentation supporting your claim. Otherwise, your benefits will stop.**

---

## *Legal Action*

No legal action can be brought to recover under any benefit after three years from the deadline for filing claims.

The Claims Administrator will not try to reduce or deny a benefit payment on the grounds that a condition existed before a person's coverage went into effect, if the loss occurs more than two years from the date coverage commenced. This will not apply to conditions excluded from coverage on the date of the loss.

---

## *Recovery of Overpayments*

If payments are made in amounts greater than the benefits that you are entitled to receive, the Claims Administrator, in its capacity as the provider of administrative services to this Plan, has the right to do any one or all of the following:

- To require you to return the overpayment on request;
- To stop payment of benefits until the overpayment is recovered;

- To take any legal action needed to recover the overpayment; and
- To place a lien, if not prohibited by law, in the amount of the overpayment on the proceeds of any other income, whether on a periodic or lump sum basis.

---

## *Types of Facility*

### **Hospital**

This is an institution that:

- Mainly provides, on an inpatient basis, diagnostic and therapeutic facilities for surgical and medical diagnosis, treatment, and care of injured and sick persons;
- Is supervised by a staff of doctors;
- Provides 24-hour-a-day registered nursing (RN) service; and
- Is not mainly a place for rest, for the aged, for drug addicts, for alcoholics, or a nursing home.

An institution which does not provide complete surgical services, but which meets all the other tests listed above, will also be deemed a hospital if:

- It provides services chiefly to patients all of whom have conditions related either by a medical specialty field or a specific disease category; and
- While confined, the patient is under regular therapeutic treatment by a doctor for the injury or disease.

### **Treatment Facility**

This is an institution (or distinct part thereof) that is for the treatment of alcoholism or drug abuse and which meets fully every one of the following tests:

- It is primarily engaged in providing on a full-time inpatient basis, a program for diagnosis, evaluation, and treatment of alcoholism or drug abuse.
- It provides all medical detoxification services on the premises, 24 hours a day.

- It provides all normal infirmary-level medical services required during the treatment period, whether or not related to the alcoholism or drug abuse, on a 24-hour daily basis. Also, it provides, or has an agreement with a hospital in the area to provide, any other medical services that may be required during the treatment period.
- On a continuous 24-hour daily basis, it is under the supervision of a staff of doctors, and provides skilled nursing services by licensed nursing personnel under the direction of a full-time registered graduate nurse.
- It prepares and maintains a written individual plan of treatment for each patient based on a diagnostic assessment of the patient's medical, psychological, and social needs with documentation that the plan is under the supervision of a doctor.
- It meets any applicable licensing standards established by the jurisdiction in which it is located.

---

## ***Third Party Liability and Subrogation***

### **General Principle**

When you receive disability benefits under the Plan which are related to disabilities for which benefits are payable under Workers' Compensation, any statute, any uninsured or underinsured motorist program, any no fault or school insurance program, any other insurance policy or any other plan of benefits, or when related expenses that arise through an act or omission of another person are paid by a third party, whether through legal action, settlement or for any other reason, you or your eligible spouse, same-sex domestic partner or child(ren) shall reimburse the Plan for the related benefits received out of any funds or monies you recover from any third party.

### **Specific Requirements and Plan Rights**

Because the Plan is entitled to reimbursement, the Plan shall be fully subrogated to any and all rights, recovery, or causes of actions or claims that you may have against any third party. The Plan is granted a specific and first right of reimbursement from any payment, amount, or recovery from a third party. This right to reimbursement is regardless of the manner in which the recovery is structured or worded, and even if you have not been paid or fully reimbursed for all damages or expenses.

The Plan's share of the recovery shall not be reduced because the full damages or expenses claimed have not been reimbursed, unless the Plan agrees in writing to such reduction. Further, the Plan's right to subrogation or reimbursement will not be affected or reduced by the "make whole" doctrine, the "fund" doctrine, the "common fund" doctrine, comparative/contributory negligence, "collateral source" rule, "attorney's fund" doctrine, regulatory diligence, or any other equitable defenses that may affect the Plan's right to subrogation or reimbursement.

The Plan may enforce its subrogation or reimbursement rights by requiring you to assert a claim to any of the benefits to which you may be entitled. The Plan will not pay attorneys' fees or costs associated with the claim or lawsuit without express written authorization from the Company.

If the Plan should become aware that you have received a third party payment, amount, or recovery and not reported such amount, the Plan, in its sole discretion, may suspend all further benefits payments related to you or your eligible spouse, same-sex domestic partner, or child(ren) until the reimbursable portion is returned to the Plan or offset against amounts that would otherwise be paid to or on behalf of you.

### **Participant Duties and Actions**

By participating in the Plan you consent and agree that a constructive trust, lien, or equitable lien by agreement in favor of the Plan exists with regard to any settlement or recovery from a third person or party. In accordance with that constructive trust, lien, or equitable lien by agreement, you agree to cooperate with the Plan in reimbursing it for Plan costs and expenses.

Once you have any reason to believe that you may be entitled to recovery from any third party, you must notify the Plan. And, at that time, you (and your attorney, if applicable) must sign a subrogation/reimbursement agreement that confirms the prior acceptance of the Plan's subrogation rights and the Plan's right to be reimbursed for expenses arising from circumstances that entitle you to any payment, amount, or recovery from a third party.

If you fail or refuse to execute the required subrogation/reimbursement agreement, the Plan may deny payment of any benefits to you and your eligible spouse or same-sex domestic partner and child(ren) until the agreement is signed. Alternatively, if you fail or refuse to execute the required subrogation/reimbursement agreement and the Plan nevertheless pays benefits to or on behalf of you, your acceptance of such benefits shall constitute agreement to the Plan's right to subrogation or reimbursement.

You consent and agree that you shall not assign your rights to settlement or recovery against a third person or party to any other party, including their attorneys, without the Plan's consent. As such, the Plan's reimbursement will not be reduced by attorneys' fees and expenses without express written authorization from the Plan.

## *Life Insurance Benefits*

**Note:** *The benefits described in this section may vary depending on the terms of your collective bargaining agreement. Please refer to your collective bargaining agreement for details.*

---

## ***Life Insurance Benefits***

American Water helps you provide financial security for your family in the event of your death. You also have coverage in case of a specific accidental injury, or if you die as the result of an accident.

In addition to the coverage provided to you at no cost by American Water, you also have the option of buying supplemental Life Insurance coverage for you or your eligible dependents.

The following table summarizes the Plan's Life Insurance benefits.

<b>Basic Life</b>	1.25 times your base pay* (maximum benefit \$200,000)
<b>Accidental Death and Dismemberment</b>	Up to a maximum benefit of \$10,000
<b>Voluntary Life</b>	1, 2, or 3 times your base pay* (maximum benefit \$1,000,000)
<b>Voluntary Dependent Life</b>	\$20,000 (spouse or same-sex domestic partner) and \$10,000 per dependent child

*\*Rounded up to the next higher \$1,000*

---

## ***Eligibility***

If you are a full-time eligible employee (see "Eligibility" on page 5), you are eligible to participate in American Water Life Insurance Benefit Plan. Your eligibility and participation date is in accordance with your collective bargaining agreement, provided you are then actively working or would have been able to work had you been scheduled to work that day. If you are on a layoff, on disability, or on leave of absence on your eligibility date, coverage or an increase in coverage will begin on the day you return to active work.



---

## ***Basic Life Insurance***

Your Company-paid Life Insurance amount is equal to 1.25 times your base pay (base pay does not include commissions, overtime, bonus pay, or any other special pay), rounded to the next higher \$1,000. The maximum benefit is \$200,000.

Your Life Insurance amount will increase automatically with salary increases. If you are an hourly-paid employee, your Life Insurance benefit is calculated based on your normally scheduled hours, excluding overtime.

This is an insured plan underwritten by MetLife. The provisions of the Plan will remain effective only while you are covered under the group contract.

---

## ***Imputed Income***

Federal law requires you to pay income taxes on the value of Company-provided group term Life Insurance coverage on your life (but not Voluntary Life Insurance) that exceeds \$50,000. Therefore, you have additional income called “imputed income” that is included in your annual compensation for income tax withholding and Social Security purposes. You do not actually receive additional income in your paycheck. The imputed income amount is determined by the IRS using age-related rates.

### **Accelerated Death Benefits**

If you (or your spouse or same-sex domestic partner, if enrolled in voluntary dependent coverage) become terminally ill while covered under the Life Insurance program, you may request that MetLife pay an Accelerated Death Benefit.

“Terminally ill” is defined as a person who:

- Suffers from an incurable, progressive, and medically recognized disease or condition; and
- To a reasonable medical probability and based on generally accepted protocols, will not survive longer than six months.

You may request an Accelerated Death Benefit on your own behalf or on behalf of your spouse or same-sex domestic partner (if enrolled in voluntary dependent coverage) at any time by completing a MetLife Request for Accelerated Death Benefit Form and submitting it to MetLife. The request must include the statement of a currently licensed United States doctor that you or your spouse or same-sex domestic partner is terminally ill.

The doctor's statement must include:

- All medical test results;
- Laboratory reports; and
- Any other information on which the statement is based, including the generally accepted protocols used by the doctor to determine the person's expected remaining life span.

Your request for an Accelerated Death Benefit must state the amount of the benefit requested. The Plan includes an Accelerated Death Benefit of 50% of your normal Death Benefit to you or your spouse or same-sex domestic partner in the event of a terminal illness. The Accelerated Death Benefit Minimum is \$5,000 and the Accelerated Death Benefit Maximum is \$100,000 of Basic Life Insurance and \$300,000 of Voluntary Life Insurance.

This benefit can be requested only once on your own behalf and once for your spouse or same-sex domestic partner. If someone other than you owns the Life Insurance coverage for you and your spouse or same-sex domestic partner, the Accelerated Death Benefit will not be available under this Plan for or on behalf of such person.

Payment of Accelerated Benefits will reduce your Life Insurance Benefits or Death Benefits and the amount available for you to convert to a personal policy of life insurance as described under "Conversion of Your Life Insurance."

**Age Reduction Rule** *(applies to Basic Life, Optional Life, Voluntary Life, and Accidental Death and Dismemberment)*

Your Life Insurance amount in force on the day before the month of your 70<sup>th</sup> birthday will be reduced by 35% at age 70; 60% at age 75; and 75% at age 80.

If you become insured during or after the month in which you reach the above ages (70, 75, or 80), your Life Insurance amount will be the applicable percentage of the amount shown for your classification.

### **Life Insurance After Termination**

In most cases, you may apply for an individual policy under the Conversion Privilege within 31 days after your American Water Life Insurance ceases. If you die during this 31-day period and before the individual policy goes into effect, the amount payable under the group policy is limited to the maximum that could have been converted. The limit applies even if you have not applied for, or paid the first premium on, the individual policy. This applies to Basic and Voluntary Life Insurance.

### **Conversion of Your Life Insurance**

If any of your Life Insurance ceases because your employment ends or you are no longer in a class eligible for that insurance, or because of age, pension, or retirement, you may convert the amount of insurance which ends (or a lesser amount, if desired) to an individual policy. This applies to Basic and Voluntary Life Insurance.

Your converted policy may be any kind of individual policy then customarily being issued by MetLife for the amount being converted and for your age (nearest birthday) on the date it will be issued, except a term policy or one with disability or other supplementary benefits.

When Life Insurance ends because that part of the group contract discontinues as to your employee class, and your insurance has been in force under the group contract for at least five years in a row before it was discontinued, you may convert the amount that ends (minus the amount of any group life insurance for which you become eligible within 31 days of discontinuance) to an individual policy. The maximum amount that can be converted by each person in any event is \$10,000.

### **Applying for an Individual Policy**

In order to convert, you must make written application for an individual policy and pay the first premium within 31 days after insurance ends for any of the above reasons. No evidence of insurability (that is, proof of good health) will be required. The individual policy will become effective at the end of the 31-day period during which conversion is possible.

The premiums for the converted policy will be at MetLife's then customary rates for the same policy issued to any other person of the same class of risk and age at the time the converted policy is to become effective.

After an individual policy becomes effective for any person, that policy will be in exchange for all benefits and privileges under the group contract as regards the person involved and the amount that could have been converted.

## Effect of Prior Coverage

In most cases, you may apply for an individual policy under the Conversion Privilege within 31 days after your American Water Life Insurance ceases. If you die during this 31-day period and before the individual policy goes into effect, the amount payable under the group policy is limited to the maximum that could have been converted. The limit applies even if you have not applied for, or paid the first premium on, the individual policy.

If the coverage of any person under any part of this Plan replaces any of the person's prior coverage, the rules below apply to that part.

"Prior coverage" is any plan of group insurance sponsored by American Water that has been replaced by coverage under part or all of this Plan. The replacement can be complete or in part for the Eligible Class to which you belong. Any such plan is prior coverage if provided by another group contract or any benefit section of this Plan.

A person's Life Insurance under this Plan replaces and supersedes any prior life insurance. It will be in exchange for everything under the prior life insurance. If you or your beneficiary becomes entitled to a claim under the prior life insurance, your Life Insurance under this Plan will be canceled as of its effective date and any premiums paid for your Life Insurance under this Plan will be returned to American Water.

The mode of settlement you chose and the beneficiary you named under a prior MetLife plan will apply to this Plan. This can be changed according to the terms of this Plan.

---

## *Voluntary Life Insurance*

## Voluntary Coverage for You

In addition to Company-paid Life Insurance, you can buy supplemental Life Insurance coverage for you or your eligible dependents on an after-tax basis.

You can buy Life Insurance of one, two, or three times your base pay, up to a maximum benefit of \$1,000,000. You must be actively at work in order for coverage to take effect.

If you want to buy coverage over \$300,000 at the initial offering, you will be required to show proof of good health. You will be enrolled in the level that does not exceed \$300,000 until proof of good health is approved by MetLife. If you do not elect supplemental coverage at the initial offering, proof of good health will be required for *any* amount of coverage.

## Voluntary Coverage for Your Dependents

**Note:** You will be required to show proof of good health if you:

- Did not enroll previously for coverage;
- Elect coverage over \$300,000; or
- Elect more than one times your current Voluntary Life Insurance coverage amount.

If proof of good health is required, your election will be pended until you receive approval from MetLife.

You can also buy supplemental Life Insurance coverage of \$20,000 for your spouse or same-sex domestic partner and \$10,000 for each dependent. Eligible dependents include children age 14 days to age 19, or to age 23 if a full-time student.

*Note: To be considered a full-time student, you must be enrolled in an educational institution and taking at least 12 credit hours per semester/quarter or attend a post-secondary technical school.*

You will be required to show proof of good health if you:

- Did not previously enroll for coverage; or
- Previously elected no coverage.

---

## Cost

The following table shows the premiums for Voluntary Life Insurance in 2012:

Voluntary Life Insurance Premiums (per \$1,000 of base pay)			
Age	Monthly Cost*	Age	Monthly Cost
Under 30	\$0.066	50-54	\$0.353
30 – 34	\$0.088	55-59	\$0.651
35 – 39	\$0.110	60-64	\$0.827
40 – 44	\$0.132	65-69	\$1.511
45 – 49	\$0.210	70 and over	\$2.437

*\*The monthly cost is calculated on your age as of December 31, 2012. For example, if you will reach age 35 on or after January 1, 2012, your monthly cost per \$1,000 will be \$0.110.*

The following table shows the premiums for voluntary spouse or same-sex domestic partner and dependent life insurance:

<b>Voluntary Spouse and Dependent Life Insurance Premiums</b>	
Spouse or Same-Sex Domestic Partner	\$5.00 per month
Dependent Child(ren)	\$1.20 per month per family

---

## *Optional Employee Group Term Life Insurance*

**Participation Frozen as of December 31, 1995**

Participation in the current Optional Employee Group Term Life Insurance Plan was frozen as of December 31, 1995. If you are currently enrolled in either of the two options of this Plan, your participation will continue while you remain actively employed. Participants' life insurance amounts will increase as their salary increases, according to the following Plan options:

### **Option A**

100% of your Salary Scheduled Amount, up to \$40,000 of coverage.

### **Option B**

50% of your Salary Scheduled Amount, up to \$20,000 of coverage.

Employees enrolled in this Plan have coverage as indicated in the following chart.

The Plan will pay a life insurance benefit equal to the amount of life insurance in force for you if you die from any cause while insured. This benefit will end upon retirement or termination, but can be converted to an individual policy.

<b>Annual Basic Earnings</b>	<b>Insurance</b>	
	<b>Option A (100%)</b>	<b>Option B (50%)</b>
\$38,000 or more	\$40,000	\$20,000
\$35,000 but less than \$38,000	\$38,000	\$19,000
\$32,000 but less than \$35,000	\$35,000	\$17,500
\$29,000 but less than \$32,000	\$32,000	\$16,000
\$26,000 but less than \$29,000	\$29,000	\$14,500

Annual Basic Earnings	Insurance	
	Option A (100%)	Option B (50%)
\$22,500 but less than \$26,000	\$26,000	\$13,000
\$19,500 but less than \$22,500	\$23,000	\$11,500
\$16,500 but less than \$19,500	\$20,000	\$10,000
\$13,500 but less than \$16,500	\$17,000	\$8,500
\$10,400 but less than \$13,500	\$14,000	\$7,000
\$7,280 but less than \$10,400	\$10,000	\$5,000
\$5,200 but less than \$7,280	\$7,000	\$3,500
Less than \$5,200	\$5,000	\$2,500

---

## *Beneficiaries*

When you elect to participate in any of these Plans, you need to designate a beneficiary (or beneficiaries) to receive life insurance benefits if you die.

You may name or change your beneficiary by submitting a Beneficiary Designation Form, which is available from the Benefits Service Center. The naming or any change will take effect on the date the Benefits Service Center receives your completed and signed Beneficiary Designation Form.

Any amount payable to a beneficiary will be paid to those you name. Unless you state otherwise, if more than one beneficiary is named, they will share on equal terms.

If a named beneficiary dies before you, his or her share will be payable in equal shares to any other named beneficiaries who survive you, unless you have chosen otherwise.

If no named beneficiary survives you or if none has been designated, the payment would be made in the order below:

- Your spouse or same-sex domestic partner, if any.
- If you have no spouse or same-sex domestic partner, in equal shares to your children.
- If you have no spouse, same-sex domestic partner, or child, to your parents, equally or to the survivor.

- If you have no spouse, same-sex domestic partner, child, or parent, in equal shares to your brothers and sisters.
- If none of the above survives, to your executors or administrators.

---

## ***Total Disability Benefits***

For the purposes of a total disability benefit, you are considered permanently and totally disabled only if:

- An illness or injury stops you from working at:
  - Your own job; or
  - Any other job for which you are fit by your education, your training, or your experience.

You must meet all of the following to be eligible for a total disability benefit:

- Your Life Insurance must be in force when you become totally disabled.
- You must be under age 60 when you first become totally disabled.
- You must furnish all proof when requested. MetLife has the right to examine you, at its expense, before approving the proof.

### **Waiver**

If you are under age 60 and you are totally disabled while insured under the Plan (as defined above) for six or more months from the date you were last actively at work, and you furnish all information, notices, and proof when required, the amount of your Life Insurance in force on your last day actively at work may be extended during the disability, without payment of premiums and contributions. The duration, nature, and extent of disability determine eligibility for this extension. This insurance benefit reduces to \$10,000 when you reach age 70.

Any total disability should be reported immediately to American Water for help in determining whether you qualify for this extended insurance and the amount of insurance that may be continued. Refer to the “Age Reduction Rule” on page 124 and “Conversion of Your Life Insurance” on page 125 which may apply to this Life Insurance amount.

### **Effective August 1, 2012**

Waiver of premium will be initiated through the MetLife Disability Unit. If additional information is needed you may be requested to provide this information to MetLife.



**Prior to August 1, 2012**

Application for Waiver of Premium should be filed after your 8<sup>th</sup> month of disability but **before** the end of the 12<sup>th</sup> full month of disability. For example, if your first day of absence from work due to disability was February 15, 2012, the application should be filed after October 15, 2012 but **before** February 14, 2012. Your local HR representative will initiate the process by sending you the application and instructions. You will then be required to forward the completed application and any required documentation to MetLife. Please contact your HR representative if you have any questions or concerns.

If any individual policy has been issued to you under the Conversion Privilege, your rights under this section may be restored. In order to restore those rights, you must give up all such policies without claim, except for the return of the premiums you paid.

---

***Accidental Death and Dismemberment  
Coverage (AD&D)***

This Plan is an insured plan underwritten by MetLife. The provisions of the Plan will remain effective only while you are covered under the group contract.

Your Company-paid AD&D Insurance pays up to a maximum benefit of \$10,000, called the “Principal Sum.” The following must occur for benefits to become payable: while insured, you suffer a loss of life or bodily injury in an accident and, within one year after the accident and as a direct result of the injury, subject to exclusions:

<b>Covered Losses (Subject to Exclusions)</b>	<b>Benefit Amounts</b>
<b>Life</b>	Full Amount
<b>A hand</b>	One-half of the Full Amount
<b>A foot</b>	One-half of the Full Amount
<b>Sight of an eye</b>	One-half of the Full Amount
<b>Any combination of a hand, a foot, or sight of an eye</b>	Full Amount
<b>Thumb and index finger of same hand</b>	One-quarter of the Full Amount
<b>Speech and hearing</b>	Full Amount
<b>Speech or hearing in both ears</b>	One-half of the Full Amount

Covered Losses (Subject to Exclusions)	Benefit Amounts
<b>Quadriplegia</b>	Full Amount
<b>Paraplegia</b>	One-half of the Full Amount
<b>Hemiplegia</b>	One-half of the Full Amount
<b>Uniplegia</b>	One-quarter of the Full Amount

- Loss of sight of an eye means that the eye is entirely blind and that no sight can be restored in that eye.
- Loss of a hand means that all of the hand is cut off at or above the wrist.
- Loss of a foot means that all of the foot is cut off at or above the ankle.
- Loss of thumb and index finger means actual severance through or above the third joint from the tip of the index finger and the second joint from the tip of the thumb.
- Loss of speech and hearing means the entire and irrecoverable loss which has lasted continuously for 12 consecutive months following the injury.
- Quadriplegia means total paralysis of both upper and lower limbs on one side of the body.
- Paraplegia means total paralysis of both lower limbs.
- Hemiplegia means total paralysis of upper and lower limbs on one side of the body.
- Uniplegia means total paralysis of one limb.
- Paralysis means loss of use, without severance, of a limb. Paralysis must be determined by competent medical authority to be permanent, complete and irreversible.

No more than the Principal Sum is payable for all losses which result from one accident. Benefits are paid for losses caused by accidents only.

**No benefits are payable for a loss caused or contributed to by:**

- Physical or mental illness, diagnosis of or treatment for the illness;
- An infection, unless it is caused by an external wound that can be seen and which was sustained in an accident;
- Suicide or attempted suicide;
- Injuring oneself on purpose;
- The use of any drug or medicine;
- A war, or a warlike action in time of peace, including terrorist acts;
- Committing or trying to commit a felony or other serious crime or an assault;
- Any poison or gas, voluntarily taken, administered or absorbed;
- Service in the armed forces of any country or international authority, except the United States National Guard;
- Operating, learning to operate, or serving as a member of a crew of an aircraft; or while in any aircraft operated by or under any military authority (other than the Military Airlift Command); or while in any aircraft being used for a test or experimental purposes; or while in any aircraft used or designed for use beyond the Earth's atmosphere; or while in any aircraft for the purpose of descent from such aircraft while in flight (except for self preservation); or
- Driving a vehicle while intoxicated as defined by the laws of the jurisdiction in which the vehicle was being operated.

---

## *Submitting Claims*

Employee Life and AD&D Insurance benefits may be assigned in accordance with the MetLife contract. For more information on assignment you can contact the Benefits Service Center.

To receive Life Insurance benefits under the Basic Life Insurance Plan, Optional Employee Group Term Life Plan, or Voluntary Life Insurance Plan, your beneficiary must complete and submit the appropriate Statement of Claim form and provide a certified death certificate to the Benefits Service Center within one year of the death.

If you were totally disabled at the time of your death and American Water was continuing your coverages at no cost to you, your beneficiary may be required to submit proof that total disability was continuous up to the date of your death.

### **For Life Insurance Benefits**

## **For AD&D Insurance Benefits**

To receive AD&D Insurance benefits, you must complete and submit the appropriate Statement of Claim form and provide proof documenting your loss to the Benefits Service Center within 20 days after the loss occurs. In some cases, you may be requested to undergo an independent medical examination before benefits can be paid.

## **How Benefits Are Paid**

Approved Life and AD&D Insurance benefits are paid in a lump sum. However, other payment options may be available from MetLife. The Benefits Service Center will provide information about optional payment methods when you or your beneficiary is eligible to receive benefits.

## **When Benefits End**

Coverage under the Plan terminates when the first of these events happens:

- The day your employment ends.
- When the group contract terminates as to the coverage.
- When you are no longer in an eligible participant. (This may apply to all or part of your coverage.)
- When you fail to make any required contribution.

A dependent's coverage will terminate at the first to occur of:

- The termination of all dependents' coverage under the group contract.
- When such person is no longer an eligible dependent.
- When your coverage terminates.
- When you fail to make any required contribution.

*Employee Assistance  
Program (EAP)*

---

## *Employee Assistance Program*

The Employee Assistance Program (EAP), run by Carebridge, provides the support you need to deal with the variety of challenges you may face – financial, legal, family, emotional, etc. All EAP services are free and confidential for you and your eligible spouse or same-sex domestic partner and child(ren).

Carebridge also provides a website, [www.myliferesource.com](http://www.myliferesource.com), which puts a wealth of resources right at your fingertips. The Universal LifeHelps Library is one of the most extensive resources on the Web with over 1,474 Resource Centers centered on the five major areas of modern life: Myself, My Relationships, My Daily Life Concerns, My Wellness, and My Work. In addition, you will have access to legal documents and help finding service providers (e.g., childcare locations). You can visit the new, improved Carebridge website at [www.myliferesource.com](http://www.myliferesource.com). When visiting for the first time, enter the American Water organization code (HXSBJ) to register for your account.

You don't have to access the Internet to benefit from Carebridge services. You can contact an EAP counselor by phone 24 hours a day, seven days a week at (800) 437-0911.

## *Additional Plan Information*

---

## *Additional Plan Information*

■ **Plan Sponsor**

American Water Works Company, Inc.  
1025 Laurel Oak Road  
Voorhees, NJ 08043

■ **Plan Name** – Group Insurance Plan of American Water Works Company, Inc. and Designated Subsidiaries and Affiliates

■ **Employer Identification Number** – 51-0063696

■ **Plan Number** – 501

■ **Effective Date of this Summary Plan Description**

January 1, 2011

■ **Plan Year**

January 1 through December 31

■ **Type of Plan**

Health and Welfare Benefit Plan, providing the following benefits: medical, dental, prescription drug, vision, employee assistance program, disability, life and accidental death insurance and flexible spending accounts. The medical, dental, prescription, vision and health care flexible spending account are provided under a "group health plan" within the meaning of federal law.

■ **Type of Administration**

Self-Insured/Administrative Services Contract/Fully Insured

■ **Plan Administrator**

Vice President, Human Resources  
American Water  
1025 Laurel Oak Road  
Voorhees, NJ 08043  
(856) 346-8200

■ **Agent for Service of Legal Process**

The Secretary  
American Water  
1025 Laurel Oak Road  
Voorhees, NJ 08043  
(856) 346-8200



- **Source of Contributions**  
Employer and Employee
- **Claims Administrator**  
See “List of Contacts” on page 175.
- **Appeals Administrator**

Benefit	Appeals Administrator	Phone
<b>Medical and Flexible Spending Account Appeals</b>	Horizon BCBSNJ Appeals Department Mail Station MT03W P.O. Box 110 Newark, NJ 07101 <a href="http://www.horizonblue.com/nationalaccounts">www.horizonblue.com/nationalaccounts</a>  Hawaii Medical Service Association	Horizon (888) 645-5533
<b>Prescription Appeals</b>	Prescription Claim Appeals (HZN) MC109 CVS Caremark P.O. Box 52084 Phoenix, AZ 85072-2084  <i>Please note address may change in future and you should always refer to communications provided by the Claims Administrator</i>	Stage 1 Appeals Fax: (866) 443-1172 or contact CVS Caremark Appeals Department toll-free at (866) 443-1183  Stage 2 Appeal Fax: (866) 284-7097
<b>Life Insurance Appeals</b>	Metropolitan Life Insurance Company Group Insurance Claims Review PO Box 6100 Scranton, PA 18505-6100	(800) 638 - 6420
<b>Other Welfare Benefit Appeals</b> (including Long Term Disability prior to August 1, 2012)	Retirement/Benefits Committee American Water 1025 Laurel Oak Road Voorhees, NJ 08043	(856) 346-8200
<b>Vision Appeals</b>	EyeMed Vision Care Attn: Quality Assurance 4000 Luxottica Place Mason OH 45040 Fax: (513) 492-3259	(866) 723-0514

---

## *Plan Notices*

### **Medicare Part D Notice**

If you are actively at work at age 65 or older and then you retire and become Medicare-eligible, you must call the Benefits Service Center to request a Notice of Creditable Coverage to avoid the Medicare Part D late enrollment fee.

### **Medicare Part B Enrollment**

The following information comes from <http://questions.medicare.gov>, the Official U.S. Government Site for People with Medicare.

#### **Can I delay Medicare Part B enrollment without paying higher premiums?**

Yes. In certain cases, you can delay your Medicare Part B enrollment without having to pay higher premiums. If you didn't take Medicare Part B when you were first eligible because you or your spouse was working and had group health plan coverage through your or your spouse's employer or union, you can sign up for Medicare Part B during a Special Enrollment Period. You can sign up:

- Anytime you are still covered by the employer or union group health plan through your or your spouse's current or active employment; or
- During the eight months following the month the employer or union group health plan coverage ends or when the employment ends (whichever is first).

If you are disabled and working (or you have coverage from a working family member), the Special Enrollment Period rules also apply.

#### **Effective date if you sign up during a Special Enrollment Period**

If you enroll in Medicare Part B while covered by the group health plan or during the first full month after coverage ends, your Medicare Part B coverage starts on the first day of the month you enroll. You also can delay the start date for Medicare Part B coverage until the first day of any of the following three months.

If you enroll during any of the seven remaining months of the Special Enrollment Period, your Medicare Part B coverage begins the month after you enroll.

**Remember:** If you do not enroll in Medicare Part B during your Special Enrollment Period, you'll have to wait until the next General Enrollment Period, which is January 1 through March 31 of each year. You may then have to pay a higher Medicare Part B premium because you could have had Medicare Part B and did not take it. Call the Social Security Administration at (800) 772-1213 for more information or to enroll in Medicare. You can visit the Social Security website at [www.socialsecurity.gov](http://www.socialsecurity.gov).

---

## *Amendment or Termination of the Plan*

### **The Right to Amend or Terminate the Plan**

American Water reserves the right to amend all or any of our employee benefit plans at any time, without prior notice to participants, including the right to change eligibility criteria or program costs and the right to restrict or eliminate benefits provided. The decision to change or end the plans may be caused by changes in federal or state laws governing benefits, the requirements of the Internal Revenue Code or ERISA, or any other reason.

The authority to make any such changes to the Plan generally rests with the Board of Directors of American Water or its designee, although the Plan Administrator may also change the Plan as required by law or in a manner which will not result in a material cost.

You will be notified if any material changes are made to the Plan or if it is terminated. No amendment, termination, or partial termination of the Plan will affect claims incurred for which items or services have been provided before the date of amendment, termination, or partial termination.

---

## *Filing a Claim*

The claim-filing procedures for each type of benefit are outlined in the individual sections describing the benefits. In general, you and your eligible spouse, same-sex domestic partner, child(ren), or designated beneficiary (when applicable) must file a written claim on the proper form. You can obtain the necessary claim forms from the Benefits Service Center.

---

## *Claim Determination and Appeals Process*

The contracts, booklets, and other materials that describe a particular benefit under the Plan will generally contain a specific set of claims and appeals procedures that you must follow to make a claim to receive that particular benefit and/or to appeal a denied claim for that particular benefit. Although these separate claims and appeals procedures will be very similar in most respects, there may be important differences. Because of this, you should follow the specific claims and appeals procedures for a particular benefit very carefully. If the documents and other materials that describe a particular benefit do not contain a specific set of claims and appeals procedures, the Plan's default procedures as described below will apply. Also, the Plan's default procedures shall apply to the extent the claims and/or appeals procedures do not comply with ERISA or other applicable law. If you have any questions about which set of claims and appeals procedures to follow or any other questions about making a claim, you should contact the Plan Administrator immediately.

For purposes of this section of the SPD describing the Plan's default claims and appeals procedures, the third parties to whom the Plan Administrator has delegated the authority to review and evaluate claims (in the case of the self-insured plans) and the insurance carriers (in the case of the insured plans) shall be referred to as the "Claims Administrator" at the initial claim level and the "Appeals Administrator" at the appeal level.

A request for benefits is a "claim" subject to these procedures only if you or your authorized representative files it in accordance with the Plan's claim filing guidelines. In general, claims must be filed in writing (except urgent care claims, which may be made orally) with the applicable provider. Any claim that does not relate to a specific benefit under the Plan (for example, a general eligibility claim) must be filed with the Plan Administrator at the address set forth in the "Additional Plan Information" section on page 138. A request for prior approval of a benefit or service where prior approval is not required under the Plan is not a "claim" under these rules. Similarly, a casual inquiry about benefits or the circumstances under which benefits might be paid under the Plan is not a "claim" under these rules, unless it is determined that your inquiry is an attempt to file a claim. If a claim is received but there is not enough information to allow the Claims Administrator to process the claim, you will be given an opportunity to provide the missing information.

## **Claims Not Involving Health Benefits**

If you want to bring a claim for benefits under the Plan, you may designate an authorized representative to act on your behalf as long as you provide written notice of such designation to the Claims Administrator and/or the Appeals Administrator identifying such authorized representative. In the case of a claim for medical benefits involving urgent care, a health care professional with knowledge of your medical condition may act as your authorized representative with or without prior notice.

In the case of a claim not involving health benefits (e.g., Life, AD&D, LTD, STD, and Dependent Care Flexible Spending Account), initial claims for benefits under the Plan should be made by you in writing to the Claims Administrator.

### **Time Periods for Responding to Initial Claims**

If you bring a claim for benefits under the Plan, the Claims Administrator will respond to you within 90 days (45 days for a claim involving disability benefits) after receipt of the claim. For claims not involving disability benefits, if the Claims Administrator determines that an extension is necessary due to matters beyond the control of the Plan, the Claims Administrator will notify you within the initial 90-day period that up to an additional 90 days is needed to review your claim. In the case of a claim involving disability benefits, the Claims Administrator will notify you within the initial 45-day period that up to an additional 30 days is needed to review your claim. If the Claims Administrator determines that additional time is necessary to review your claim for disability benefits, the Claims Administrator may notify you of an additional 30-day extension.

### **Notice and Information Contained in Notice Denying Initial Claim**

If the Claims Administrator denies your claim (in whole or in part), the Claims Administrator will provide you with written notice of the denial. This notice will include the following:

- Reason for the denial – the specific reason or reasons for the denial;
- Reference to plan provisions – reference to the specific plan provisions on which the denial is based;
- Description of additional material – a description of any additional material or information necessary for you to substantiate your claim and an explanation as to why such information is necessary;

- Description of any internal rules – in the case of any claim involving disability benefits, a copy of any internal rule, guideline, protocol, or other similar criterion relied upon in making the initial determination or a statement that such a rule, guideline, protocol, or other criterion was relied upon in making the determination and that a copy of such rule will be provided to you free of charge at your request; and
- Description of claims appeals procedures – a description of the Plan’s appeals procedures and the time limits applicable for such procedures, including a statement that you are eligible to bring a civil action in federal court under Section 502 of ERISA to appeal any adverse decision on appeal.

#### **Appealing a Denied Claim for Benefits**

If the Claims Administrator denies your initial claim for benefits, you may appeal the denial by filing a written request with the Appeals Administrator within 60 days (180 days in the case of a claim involving disability benefits) after you receive the notice denying your initial claim for benefits. If you decide to appeal a denied claim for benefits, you will be able to submit written comments, documents, records, and other information relating to your claim for benefits (regardless of whether such information was considered in your initial claim for benefits) to the Appeals Administrator for review and consideration. You will also be entitled to receive, upon request and free of charge, access to, and copies of all documents, records, and other information relevant to your appeal.

#### **Time Periods for Responding to Appealed Claims**

If you appeal a denied claim for benefits under the Plan, the Appeals Administrator will respond to you within 60 days (45 days in the case of a claim involving disability benefits) after receipt of the claim. If the Appeals Administrator determines that an extension is necessary due to matters beyond the control of the Plan, the Appeals Administrator will notify you within the initial 60-day period (the initial 45-day period in the case of a claim involving disability benefits) that up to an additional 60 days (45 days in the case of a claim involving disability benefits) is needed to review your claim.

#### **Notice and Information Contained in Notice Denying Appeal**

If the Appeals Administrator denies your claim (in whole or in part), the Appeals Administrator will provide you with written notice of the denial. This notice will include the following:

- Reason for the denial – the specific reason or reasons for the denial;
- Reference to plan provisions – reference to the specific plan provisions on which the denial is based;

- Statement of entitlement to documents – a statement that you are entitled to receive, upon request and free of charge, access to and copies of, all documents, records and other information that is relevant to your claim and/or appeal for benefits;
- Description of any internal rules – in the case of a claim involving disability benefits, a copy of any internal rule, guideline, protocol, or other similar criterion relied upon in making the appeal determination or a statement that such a rule, guideline, protocol, or other criterion was relied upon in making the appeal determination and that a copy of such rule will be provided to you free of charge at your request; and
- Statement of right to bring action – a statement that you are entitled to bring a civil action in federal court under Section 502 of ERISA to pursue your claim for benefits.

The decision of the Appeals Administrator shall be final and conclusive on all persons claiming benefits under the Plan, subject to applicable law. If you challenge the decision of the Appeals Administrator, a review by a court of law will be limited to the facts, evidence, and issues presented during the claims procedure set forth above. The appeal process described herein must be exhausted before you can pursue the claim in federal court. Facts and evidence that become known to you after having exhausted the appeals procedure may be submitted for reconsideration of the appeal in accordance with the time limits established above. Issues not raised during the appeal will be deemed waived.

## Claims Involving Medical Benefits

In the case of a claim involving medical benefits, initial claims for benefits under the Plan should be made by you in writing to the Claims Administrator.

### **Types of Claims**

There are several different types of claims that you may bring under the Plan. The Plan's procedures for evaluating claims (for example, the time limits for responding to claims and appeals) depend upon the particular type of claim. The types of claims that you generally may bring under the Plan are as follows:

- Pre-Service Claim – A “pre-service claim” is a claim for a particular benefit under the Plan that is conditioned upon you receiving prior approval in advance of receiving the benefit. A pre-service claim must contain, at a minimum, the name of the individual for whom benefits are being claimed, a specific medical condition or symptom, and a specific treatment, service, or product for which approval is being requested.

- **Post-Service Claim** – A “post-service claim” is a claim for payment for a particular benefit or for a particular service after the benefit or service has been provided. A post-service claim must contain the information requested on a claim form provided by the applicable provider. *Note: Claims under the Health Care Flexible Spending Account are always post-service claims.*
- **Urgent Care Claim** – An “urgent care claim” is a claim for benefits or services involving a sudden and urgent need for such benefits or services. A claim will be considered to involve urgent care if the Claims Administrator or a doctor with knowledge of your condition determines that the application of the claims review procedures for non-urgent claims (i) could seriously jeopardize your life or your health, or your ability to regain maximum function, or (ii) in your doctor’s opinion, would subject you to severe pain that cannot adequately be managed without the care or treatment that is the subject of the claim.
- **Concurrent Care Review Claim** – A “concurrent care review claim” is a claim relating to the continuation/reduction of an ongoing course of treatment.

#### **Time Periods for Responding to Initial Claims**

If you bring a claim for benefits under the Plan, the Claims Administrator will respond to your claim within the following time periods:

- **Post-Service Claim** – In the case of a post-service claim, the Claims Administrator shall respond to you within 30 days after receipt of the claim. If the Claims Administrator determines that an extension is necessary due to matters beyond the control of the Plan, the Claims Administrator will notify you within the initial 30-day period that the Claims Administrator needs up to an additional 15 days to review your claim. If such an extension is necessary because you failed to provide the information necessary to evaluate your claim, the notice of extension will describe the information that you need to provide to the Claims Administrator. You will have no less than 45 days from the date you receive the notice to provide the requested information.



- Pre-Service Claim – In the case of a pre-service claim, the Claims Administrator shall respond to you within 15 days after receipt of the claim. If the Claims Administrator determines that an extension is necessary due to matters beyond the control of the Plan, the Claims Administrator will notify you within the initial 15-day period that the Claims Administrator needs up to an additional 15 days to review your claim. If such an extension is necessary because you failed to provide the information necessary to evaluate your claim, the notice of extension will describe the information that you need to provide to the Claims Administrator. You will have no less than 45 days from the date you receive the notice to provide the requested information.
- Urgent Care Claim – In the case of an urgent care claim, the Claims Administrator shall respond to you within 72 hours after receipt of the claim. If the Claims Administrator determines that it needs additional information to review your claim, the Claims Administrator will notify you within 24 hours after receipt of the claim and provide you with a description of the additional information that it needs to evaluate your claim. You will have no less than 48 hours from the time you receive this notice to provide the requested information. Once you provide the requested information, the Claims Administrator will evaluate your claim within 48 hours after the earlier of the Claims Administrator's receipt of the requested information, or the end of the extension period given to you to provide the requested information. There is a special time period for responding to a request to extend an ongoing course of treatment if the request is an urgent care claim. For these types of claims, the Claims Administrator must respond to you within 24 hours after receipt of the claim by the Plan (provided, that you make the claim at least 24 hours prior to the expiration of the ongoing course of treatment).
- Concurrent Care Review Claim – If the Plan has already approved an ongoing course of treatment for you and contemplates reducing or terminating the treatment, the Claims Administrator will notify you sufficiently in advance of the reduction or termination of treatment to allow you to appeal the Claims Administrator's decision and obtain a determination on review before the treatment is reduced or terminated.

**Notice and Information Contained in Notice Denying Initial Claim**

If the Claims Administrator denies your claim (in whole or in part), the Claims Administrator will provide you with written notice of the denial (although initial notice of a denied urgent care claim may be provided to you orally). This notice will include the following:

- Reason for the denial – the specific reason or reasons for the denial;
- Reference to Plan provisions – reference to the specific Plan provisions on which the denial is based;
- Description of additional material - a description of any additional material or information necessary for you to substantiate your claim and an explanation as to why such information is necessary;
- Description of any internal rules – a copy of any internal rule, guideline, protocol, or other similar criterion relied upon in making the initial determination or a statement that such a rule, guideline, protocol, or other criterion was relied upon in making the appeal determination and that a copy of such rule will be provided to you free of charge at your request; and
- Description of claims appeals procedures – a description of the Plan’s appeals procedures and the time limits applicable for such procedures (such description will include a statement that you are eligible to bring a civil action in federal court under Section 502 of ERISA to appeal any adverse decision on appeal and a description of any expedited review process for urgent care claims).

**Appealing a Denied Claim for Benefits (Internal Appeal)**

If the Claims Administrator denies your initial claim for benefits, you may appeal the denial by filing a written request (or an oral request in the case of an urgent care claim) with the Appeals Administrator within 180 days after you receive the notice denying your initial claim for benefits.

If you decide to appeal a denied claim for benefits, you will be able to submit written comments, documents, records, and other information relating to your claim for benefits (regardless of whether such information was considered in your initial claim for benefits) to the Appeals Administrator for review and consideration. You will also be entitled to receive, upon request and free of charge, access to, and copies of, all documents, records, and other information that is relevant to your appeal.

### **Time Periods for Responding to Internal Appeal Claims**

If you appeal a denied claim for benefits, the Appeals Administrator will respond to your claim within the following time periods:

- Post-Service Claim – In the case of an appeal of a denied post-service claim, the Appeals Administrator shall respond to you within 60 days after receipt of the appeal.
- Pre-Service Claim – In the case of an appeal of a denied pre-service claim, the Appeals Administrator shall respond to you within 30 days after receipt of the appeal.
- Urgent Care Claim – In the case of an appeal of a denied urgent care claim, the Appeals Administrator shall respond to you within 72 hours after receipt of the appeal.
- Concurrent Care Review Claim – In the case of an appeal of a denied concurrent care review claim, the Appeals Administrator shall respond to you before the concurrent or ongoing treatment in question is reduced or terminated.

### **Notice and Information Contained in Notice Denying Appeal**

If the Appeals Administrator denies your claim (in whole or in part), the Appeals Administrator will provide you with written notice of the denial (although initial notice of a denied urgent care claim may be provided to you orally or via facsimile or other similarly expeditious means of communication). This notice will include the following:

- Reason for the denial – the specific reason or reasons for the denial;
- Reference to plan provisions – reference to the specific plan provisions on which the denial is based;
- Statement of entitlement to documents – a statement that you are entitled to receive, upon request and free of charge, access to and copies of, all documents, records, and other information that is relevant to your claim and/or appeal for benefits;
- Description of any internal rules – a copy of any internal rule, guideline, protocol, or other similar criterion relied upon in making the appeal determination or a statement that such a rule, guideline, protocol, or other criterion was relied upon in making the appeal determination and that a copy of such rule will be provided to you free of charge at your request; and
- Statement of right to bring action - a statement that you are entitled to bring a civil action in federal court under Section 502 of ERISA to pursue your claim for benefits.

If the time limitations set forth have not been exceeded, no person may bring an action in a court of law unless the claims review procedure is exhausted and a final determination has been made. The decision of the Appeals Administrator shall be final and conclusive on all persons claiming benefits under the Plan, subject to applicable law. If you challenge the decision of the Appeals Administrator, a review by a court of law will be limited to the facts, evidence and issues presented during the claims procedure set forth above. The appeal process described herein must be exhausted before you can pursue the claim in federal court. Facts and evidence that become known to you after having exhausted the appeals procedure may be submitted for reconsideration of the appeal in accordance with the time limits established above. Issues not raised during the appeal will be deemed waived.

### **Further External Appeal Rights**

If you are dissatisfied with the results of the Appeals Administrator's internal appeal process, and you wish to pursue an external appeal with an independent review organization (IRO), you must submit a written request within four months from your receipt of our final adverse benefit determination of your appeal. Send your appeal to:

**Horizon BCBSNJ Appeals Department**  
**Mail Station PP-14E**  
**P.O. Box 420**  
**Newark, NJ 07101**

You may also initiate an appeal by calling (888) 221-6392.

Upon receipt of your written request a preliminary review of your request will be conducted and completed within five business days by the Appeals Administrator to determine:

- Your eligibility under the Plan at the time the service was requested or provided;
- That the adverse benefit determination does not relate to your failure to meet eligibility requirements under the terms of the Plan;
- That the internal appeals process has been exhausted (if required); and
- That you have provided all the information and forms required to process the external review.

*Note:* You may request an expedited external review for appeal of a denied urgent care claim.

After the completion of this preliminary review, you will receive written notice within one business day informing you of the determination regarding the eligibility of your request for external review. If your request was complete but not eligible for external review, the notice will include the reasons for your appeal not being eligible, and you will be provided the contact information for the Employee Benefits Security Administration who you may contact regarding your appeal at (866) 444-EBSA (3272). If your request was not complete, you will be advised as to what information or materials are needed to make your appeal request complete. In such cases, you will have 48 hours from your receipt of the notice, or the balance of the four month filing period for external appeals, whichever is longer, to perfect your appeal.

If your request for an external review meets the eligibility requirements as discussed above, your appeal will be assigned to an independent review organization (IRO) by the Appeals Administrator. The IRO will timely notify you in writing of your request's eligibility and acceptance for external review. This notice will include a statement that you may submit in writing to the assigned IRO within 10 business days following your receipt of the notice additional information that the IRO must consider when conducting the external review.

Within five business days after the date of assignment of the IRO, the Plan must provide to the assigned IRO the documents and any information considered in making the initial adverse benefit determination or the final adverse benefit determination. Failure of the Plan to timely submit the documents and information will not delay the conduct of the external review. If the Plan fails to timely supply the documents and information, the IRO may terminate the review and reverse the adverse benefit determination. If this occurs, the IRO will notify you and the Plan within one business day of its decision.

If you submit additional information to the IRO the IRO will, within one business day, forward this information to the Plan for its consideration. Upon its receipt, the Plan may reconsider its adverse benefits determination. Reconsideration by the Plan will not delay the external review. The Plan will have up to the end of the IRO's review period to reconsider its adverse benefit determination. The external review may be terminated as a result of the reconsideration only if the Plan decides, upon completion of its reconsideration, to reverse its adverse benefit determination or final internal adverse benefit determination and provide coverage or payment. Within one business day of making such a decision, the Plan must provide written notice of the decision to you and the IRO, and the IRO must terminate the external review upon its receipt of such notice from the Plan.

The IRO will review all of the information and documents timely received. In reaching a decision, the IRO will review the claim *de novo* (anew) and is not bound by any decisions or conclusions reached during the Plan's internal claims and appeals processes. The IRO will provide its written final external review decision to the claimant and the plan within 45 days after the IRO first received the request for the external review, and will include a general description of the reasons for the requested review, including information sufficient to identify the claim, the dates of service, the health care provider's name, the claim amount, the diagnosis and treatment codes and their meanings, and the reason for the previous denial. The decision will also include the date the IRO received the request, references to the documentation relied on for its decision (including specific coverage provisions and evidence based standards, considered in reaching the decision), a statement that the determination is binding except to the extent that other remedies may be available under state or federal law to either you or the group health plan, a statement that judicial review may be available to you, and that additional assistance may be available to you by contacting the applicable office of health insurance consumer assistance or ombudsman whose contact information will be listed on the written final external review decision.

***Expedited External Review.*** An adverse benefit determination may be eligible for an expedited external review if:

- You have received an adverse benefit determination which involves a medical condition for which the timeframe for completion of an expedited internal appeal (as described above) would seriously jeopardize your life or health, or your ability to regain maximum function, and you have filed a request for an expedited internal appeal; or
- You have received an adverse benefit determination which involves a medical condition where the timeframe or completion of a standard external review would seriously jeopardize your life or health or would jeopardize your ability to regain maximum function, or if the adverse benefit determination concerns an admission, availability of care, continued stay, or health care item or service for which you have received emergency services, but you have not been discharged from a facility.

- If you make a request for an expedited external review, the Plan Administrator will immediately review the request and provide you with written notice of whether the adverse benefit determination is eligible for external review. If the adverse benefit determination is eligible for external review, the Appeals Administrator will forward the request to an IRO (electronically, by telephone or fax, or by other similar manner), along with all documents and information it considered in making its adverse benefit determination.

The IRO will follow the review process described above, and render a decision within 72 hours after it receives the request for review. The IRO will provide a written confirmation of its decision to both the claimant and the Plan with 48 hours thereafter.

Upon receipt of the final external review decision reversing the adverse benefit determination, the Appeals Administrator will immediately provide coverage or payment for the claim or service involved.

All medical appeals will provide:

- The opportunity to submit written comments, documents, records and other information relating to your claim for benefits, and that all such submissions will be considered by the Plan in deciding the appeal.
- The right to request that you be provided reasonable access to, and copies of, all documents, records, medical necessity criteria utilized to make the determination and other information relevant to your claim for benefits free of charge.
- A review that does not afford deference to the initial adverse utilization management determination, and is conducted by Medical Directors who are neither the person who made the initial decision nor a subordinate of the person who made the initial decision.
- That, in instances when the decision involves medical judgment, a health care professional who has appropriate training and experience in the field of medicine will be consulted, who again is neither the person who made the initial decision nor a subordinate of the person who made the initial decision.

- That the Appeals Administrator will identify, upon your request, the medical or vocational experts whose advice was obtained in connection with your medical appeal, whether we relied on the experts advice or not in making our decision. While your internal appeal is pending, the Appeals Administrator will provide you with a copy (free of charge) of any new or additional evidence considered, relied upon or generated by the plan in reaching our decision sufficiently in advance of the date by which we will decide your case to allow you the reasonable opportunity to respond prior to that date. In addition, before the Plan can issue a final appeal determination based on a new or additional rationale than what was previously relied upon, the Appeals Administrator will provide you with the new or additional rationale (free of charge) sufficiently in advance of the date by which we will decide your case to allow you the reasonable opportunity to respond to that rationale prior to that date.
- The diagnoses codes and its corresponding meaning and the treatment code(s) and their corresponding meanings that are involved in your appeal will be identified and included in all written communications regarding your appeal.

You also have the right to bring a civil action under Section 502(a) of ERISA following your appeal of our determination through the internal appeal process.

## Claims Involving Other Health Benefits

In the case of a claim involving other health benefits (e.g., Dental/Vision, Prescription Drug, Employee Assistance Program, and Health Care Flexible Spending Account), initial claims for benefits under the Plan should be made by you in writing to the Claims Administrator.

### Types of Claims

There are several different types of claims that you may bring under the Plan. The Plan's procedures for evaluating claims (for example, the time limits for responding to claims and appeals) depend upon the particular type of claim. The types of claims that you generally may bring under the Plan are as follows:

- Pre-Service Claim – A “pre-service claim” is a claim for a particular benefit under the Plan that is conditioned upon you receiving prior approval in advance of receiving the benefit. A pre-service claim must contain, at a minimum, the name of the individual for whom benefits are being claimed, a specific medical condition or symptom, and a specific treatment, service, or product for which approval is being requested.



- **Post-Service Claim** – A “post-service claim” is a claim for payment for a particular benefit or for a particular service after the benefit or service has been provided. A post-service claim must contain the information requested on a claim form provided by the applicable provider. *Note: Claims under the Health Care Flexible Spending Account are always post-service claims.*
- **Urgent Care Claim** – An “urgent care claim” is a claim for benefits or services involving a sudden and urgent need for such benefits or services. A claim will be considered to involve urgent care if the Claims Administrator or a doctor with knowledge of your condition determines that the application of the claims review procedures for non-urgent claims (i) could seriously jeopardize your life or your health, or your ability to regain maximum function, or (ii) in your doctor’s opinion, would subject you to severe pain that cannot adequately be managed without the care or treatment that is the subject of the claim.
- **Concurrent Care Review Claim** – A “concurrent care review claim” is a claim relating to the continuation/reduction of an ongoing course of treatment.

#### **Time Periods for Responding to Initial Claims**

If you bring a claim for benefits under the Plan, the Claims Administrator will respond to your claim within the following time periods:

- **Post-Service Claim** – In the case of a post-service claim, the Claims Administrator shall respond to you within 30 days after receipt of the claim. If the Claims Administrator determines that an extension is necessary due to matters beyond the control of the Plan, the Claims Administrator will notify you within the initial 30-day period that the Claims Administrator needs up to an additional 15 days to review your claim. If such an extension is necessary because you failed to provide the information necessary to evaluate your claim, the notice of extension will describe the information that you need to provide to the Claims Administrator. You will have no less than 45 days from the date you receive the notice to provide the requested information.

- **Pre-Service Claim** – In the case of a pre-service claim, the Claims Administrator shall respond to you within 15 days after receipt of the claim. If the Claims Administrator determines that an extension is necessary due to matters beyond the control of the Plan, the Claims Administrator will notify you within the initial 15-day period that the Claims Administrator needs up to an additional 15 days to review your claim. If such an extension is because you failed to provide the information necessary to evaluate your claim, the notice of extension will describe the information that you need to provide to the Claims Administrator. You will have no less than 45 days from the date you receive the notice to provide the requested information.
- **Urgent Care Claim** – In the case of an urgent care claim, the Claims Administrator shall respond to you within 72 hours after receipt of the claim. If the Claims Administrator determines that it needs additional information to review your claim, the Claims Administrator will notify you within 24 hours after receipt of the claim and provide you with a description of the additional information that it needs to evaluate your claim. You will have no less than 48 hours from the time you receive this notice to provide the requested information. Once you provide the requested information, the Claims Administrator will evaluate your claim within 48 hours after the earlier of the Claims Administrator's receipt of the requested information, or the end of the extension period given to you to provide the requested information. There is a special time period for responding to a request to extend an ongoing course of treatment if the request is an urgent care claim. For these types of claims, the Claims Administrator must respond to you within 24 hours after receipt of the claim by the Plan (provided, that you make the claim at least 24 hours prior to the expiration of the ongoing course of treatment).
- **Concurrent Care Review Claim** – If the Plan has already approved an ongoing course of treatment for you and contemplates reducing or terminating the treatment, the Claims Administrator will notify you sufficiently in advance of the reduction or termination of treatment to allow you to appeal the Claims Administrator's decision and obtain a determination on review before the treatment is reduced or terminated.

**Notice and Information Contained in Notice Denying Initial Claim**

If the Claims Administrator denies your claim (in whole or in part), the Claims Administrator will provide you with written notice of the denial (although initial notice of a denied urgent care claim may be provided to you orally). This notice will include the following:

- Reason for the denial – the specific reason or reasons for the denial;
- Reference to plan provisions – reference to the specific plan provisions on which the denial is based;
- Description of additional material – a description of any additional material or information necessary for you to substantiate your claim and an explanation as to why such information is necessary;
- Description of any internal rules – a copy of any internal rule, guideline, protocol, or other similar criterion relied upon in making the initial determination or a statement that such a rule, guideline, protocol, or other criterion was relied upon in making the appeal determination and that a copy of such rule will be provided to you free of charge at your request; and
- Description of claims appeals procedures – a description of the Plan's appeals procedures and the time limits applicable for such procedures (such description will include a statement that you are eligible to bring a civil action in federal court under Section 502 of ERISA to appeal any adverse decision on appeal and a description of any expedited review process for urgent care claims).

**Appealing a Denied Claim for Benefits**

If the Claims Administrator denies your initial claim for benefits, you may appeal the denial by filing a written request (or an oral request in the case of an urgent care claim) with the Appeals Administrator within 180 days after you receive the notice denying your initial claim for benefits. If you decide to appeal a denied claim for benefits, you will be able to submit written comments, documents, records, and other information relating to your claim for benefits (regardless of whether such information was considered in your initial claim for benefits) to the Appeals Administrator for review and consideration. You will also be entitled to receive, upon request and free of charge, access to, and copies of, all documents, records, and other information that is relevant to your appeal.

**Time Periods for Responding to Appealed Claims**

If you appeal a denied claim for benefits, the Appeals Administrator will respond to your claim within the following time periods:

- Post-Service Claim – In the case of an appeal of a denied post-service claim, the Appeals Administrator shall respond to you within 60 days after receipt of the appeal.

- Pre-Service Claim – In the case of an appeal of a denied pre-service claim, the Appeals Administrator shall respond to you within 30 days after receipt of the appeal.
- Urgent Care Claim – In the case of an appeal of a denied urgent care claim, the Appeals Administrator shall respond to you within 72 hours after receipt of the appeal.
- Concurrent Care Review Claim – In the case of an appeal of a denied concurrent care review claim, the Appeals Administrator shall respond to you before the concurrent or ongoing treatment in question is reduced or terminated.

**Notice and Information Contained in Notice Denying Appeal**

If the Appeals Administrator denies your claim (in whole or in part), the Appeals Administrator will provide you with written notice of the denial (although initial notice of a denied urgent care claim may be provided to you orally or via facsimile or other similarly expeditious means of communication). This notice will include the following:

- Reason for the denial – the specific reason or reasons for the denial;
- Reference to plan provisions – reference to the specific plan provisions on which the denial is based;
- Statement of entitlement to documents – a statement that you are entitled to receive, upon request and free of charge, access to and copies of, all documents, records and other information that is relevant to your claim and/or appeal for benefits;
- Description of any internal rules – a copy of any internal rule, guideline, protocol, or other similar criterion relied upon in making the appeal determination or a statement that such a rule, guideline, protocol, or other criterion was relied upon in making the appeal determination and that a copy of such rule will be provided to you free of charge at your request; and
- Statement of right to bring action – a statement that you are entitled to bring a civil action in federal court under Section 502 of ERISA to pursue your claim for benefits.

If the time limitations set forth have not been exceeded, no person may bring an action in a court of law unless the claims review procedure is exhausted and a final determination has been made. The decision of the Appeals Administrator shall be final and conclusive on all persons claiming benefits under the Plan, subject to applicable law. If you challenge the decision of the Appeals Administrator, a review by a court of law will be limited to the facts, evidence and issues presented during the claims procedure set forth above. The appeal process described herein must be exhausted before you can pursue the claim in federal court. Facts and evidence that become known to you after having exhausted the appeals procedure may be submitted for reconsideration of the appeal in accordance with the time limits established above. Issues not raised during the appeal will be deemed waived.

---

## *Your Rights Under ERISA*

### **What Are Your Rights?**

The intent of this SPD is to meet the Summary Plan Description requirements of the Employee Retirement Income Security Act of 1974, as amended (ERISA). However, if there is a conflict between the information contained in the official Plan documents and the information contained in this SPD, the information in the Plan documents will take precedence.

Under ERISA, you are entitled to:

### **Receive Information About Your Plan and Benefits**

- Examine, without charge, at the Plan Administrator's office and at other specified locations, such as worksites and union halls, all documents governing the Plan, including insurance contracts and collective bargaining agreements, and a copy of the latest annual report (Form 5500 Series) filed by the Plan with the U.S. Department of Labor and available at the Public Disclosure Room of the Employee Benefits Security Administration.
- Obtain, upon written request to the Plan Administrator, copies of documents governing the operation of the Plan, including insurance contracts and collective bargaining agreements, and copies of the latest annual report (Form 5500 Series) and updated Summary Plan Description. The administrator may make a reasonable charge for the copies.
- Receive a summary of the Plan's annual financial report. The Plan Administrator is required by law to furnish each participant with a copy of this summary annual report.

## **Continue Group Health Plan Coverage**

- Continue health care coverage for yourself, eligible spouse, or eligible child(ren) if there is a loss of coverage under the Plan as a result of a qualifying event. You or your eligible spouse or eligible child(ren) may have to pay for such coverage. Review this Summary Plan Description and the documents governing the Plan on the rules governing your COBRA continuation coverage rights.

## **Prudent Actions by Plan Fiduciaries**

In addition to creating rights for plan participants, ERISA imposes duties upon the people who are responsible for the operation of the employee benefit plan. The people who operate your Plan, called “fiduciaries” of the Plan, have a duty to do so prudently and in the interest of you and other plan participants and beneficiaries. No one, including your employer, or any other person, may fire you or otherwise discriminate against you in any way to prevent you from obtaining a welfare benefit or exercising your rights under ERISA.

## **Enforce Your Rights**

If your claim for a benefit is denied or ignored, in whole or in part, you have a right to know why this was done, to obtain copies of documents relating to the decision without charge, and to appeal any denial, all within certain time schedules. Under ERISA, there are steps you can take to enforce the above rights. For instance, if you request a copy of plan documents or the latest annual report from the Plan and do not receive them within 30 days, you may file suit in a federal court. In such a case, the court may require the Plan Administrator to provide the materials and pay you up to \$110 a day until you receive the materials, unless the materials were not sent because of reasons beyond the control of the Plan Administrator.

If you have a claim for benefits that is denied or ignored, in whole or in part, you may file suit in a state or federal court. In addition, if you disagree with the Plan’s decision or lack thereof concerning the qualified status of a medical child support order, you may file suit in federal court. If it should happen that plan fiduciaries misuse the Plan’s money, or if you are discriminated against for asserting your rights, you may seek assistance from the U.S. Department of Labor, or you may file suit in a federal court. The court will decide who should pay court costs and legal fees. If you are successful the court may order the person you have sued to pay these costs and fees. If you lose, the court may order you to pay these costs and fees, for example, if it finds your claim is frivolous.

## **Assistance With Your Questions**

If you have any questions about your Plan, you should contact the Plan Administrator. If you have any questions about this statement or about your rights under ERISA, or if you need assistance in obtaining documents from the Plan Administrator, you should contact the nearest office of the Employee Benefits Security Administration, U.S. Department of Labor, listed in your telephone directory or the Division of Technical Assistance and Inquiries, Employee Benefits Security Administration, U.S. Department of Labor, 200 Constitution Avenue NW, Washington, D.C. 20210. You may also obtain certain publications about your rights and responsibilities under ERISA by calling the publications hotline of the Employee Benefits Security Administration.

## **ERISA Claim Fiduciary**

For the purposes of ERISA, all third party administrators and insurance carriers are fiduciaries, with complete authority to review all denied claims for benefits under this program. This includes, but is not limited to, the denial of certification of the medical necessity of hospital or medical treatment.

In exercising its fiduciary responsibility, the American Water Retirement / Benefits Committee shall have discretionary authority to determine whether and to what extent employees and beneficiaries are entitled to benefits, and to interpret any disputed or doubtful terms of the Plan. The American Water Retirement / Benefits Committee shall be deemed to have properly exercised such authority unless it acts arbitrarily or capriciously.

Some of the employees who participate in this Plan do so under the terms of collective bargaining agreements. The Company takes its obligations under those agreements very seriously and will, as required either by the Company's contractual agreements or by law, negotiate changes to the Plan affecting union members with those unions whose members participate in the Plan.

---

## ***Plan Benefits***

These benefits are provided by American Water. The following Plans are self-insured benefits:

- Preferred Provider Organization (PPO) Plan
- Dental/Vision Plans
- Prescription Drug Program
- Short Term Disability Plan

- Health Care Flexible Spending Account
- Dependent Care Flexible Spending Account

Horizon provides certain administrative services for the Preferred Provider Organization and the Flexible Spending Account Plans. CVS Caremark administers the Prescription Drug Program. EyeMed provides certain administrative services for the Vision Plan. Aetna provides certain administrative services for the Dental and prior to August 1, 2012 the Short Term Disability Plan, and effective August 1, 2012, MetLife provides certain administrative services for the Short Term Disability Plan. Prior to August 1, 2012 Aetna provides certain administrative services for the Long Term Disability Plan, and effective August 1, 2012, MetLife begins providing certain administrative services to the Long Term Disability Plan.

American Water, Horizon, CVS Caremark, Aetna, EyeMed, and MetLife reserve the right to interpret all plan provisions as necessary and to make all determinations regarding benefits payable under these American Water Employee Benefit Plans.

The following Plans are fully insured:

- Life Insurance Plan
- New Jersey State Short Term Disability Plan
- Long Term Disability Plan
- EAP

---

## *Plan Documents*

In preparing this Summary Plan Description, American Water has attempted to avoid complex language and legal terms whenever possible. If a question should ever arise concerning the nature and extent of benefits under any aspect of the American Water Group Insurance Plan, the actual legal Plan documents and not this Summary Plan Description, will govern.



---

## *Continuation of Health Coverage*

### **Introduction**

This section contains important information about your right to COBRA continuation coverage, which is a temporary extension of coverage under the Plan. The right to COBRA continuation coverage was created by a federal law, the Consolidated Omnibus Budget Reconciliation Act of 1985 (COBRA). COBRA continuation coverage can become available to you and to other members of your family who are covered under the Plan when you would otherwise lose your group health coverage. This section generally explains COBRA continuation coverage, when it may become available to you and your family, and what you need to do to protect the right to receive it.

*Note: Eligible Hawaii employees and their eligible spouse or child(ren) may participate in the HMSA Medical Plan, and are eligible for COBRA continuation coverage under that plan.*

For more information about your rights and obligations under the Plan and under federal law, you should contact the Plan Administrator.

The Plan Administrator is Vice President Human Resources, American Water, 1025 Laurel Oak Road, Voorhees, NJ 08043, (856) 346-8200. The Plan Administrator is responsible for administering COBRA continuation coverage.

### **What Is COBRA Continuation Coverage?**

COBRA continuation coverage is a continuation of Plan coverage when coverage would otherwise end because of a life event known as a “qualifying event.” Specific qualifying events are listed later in this section. COBRA continuation coverage must be offered to each person who is a “qualified beneficiary.” A qualified beneficiary is someone who will lose coverage under the Plan because of a qualifying event. Depending on the type of qualifying event, employees, spouses of employees, same-sex domestic partners of employees, and children of employees may be qualified beneficiaries. Under the Plan, qualified beneficiaries who elect COBRA continuation coverage must pay for COBRA continuation coverage.

If you are an employee, you will become a qualified beneficiary if you will lose your coverage under the Plan because either one of the following qualifying events happens:

- Your hours of employment are reduced; or
- Your employment ends for any reason other than your gross misconduct.

If you are the spouse of an employee, you will become a qualified beneficiary if you will lose your coverage under the Plan because any of the following qualifying events happens:

- Your spouse dies;
- Your spouse's hours of employment are reduced;
- Your spouse's employment ends for any reason other than his or her gross misconduct;
- Your spouse becomes enrolled in Medicare benefits (Part A, Part B, or both); or
- You become divorced or legally separated from your spouse.

Your eligible children will become qualified beneficiaries if they will lose coverage under the Plan because any of the following qualifying events happens:

- The parent-employee dies;
- The parent-employee's hours of employment are reduced;
- The parent-employee's employment ends for any reason other than his or her gross misconduct;
- The parent-employee becomes enrolled in Medicare benefits (Part A, Part B, or both);
- The parents become divorced or legally separated; or
- The child stops being eligible for coverage under the Plan as an "eligible child."

*Note:* Same-sex domestic partners are not qualified beneficiaries for purposes of COBRA continuation. However, although these individuals do not have an independent right to elect COBRA continuation coverage, if you elect COBRA continuation coverage for yourself, you may also cover your same-sex domestic partner even if he or she is not considered a qualified beneficiary under COBRA. Your same-sex domestic partner's coverage will terminate when your COBRA coverage terminates.

**When is COBRA Coverage Available?**

The Plan will offer COBRA continuation coverage to qualified beneficiaries only after the Plan Administrator has been notified that a qualifying event has occurred. When the qualifying event is the end of employment or reduction of hours of employment, death of the employee, or the employee’s becoming entitled to Medicare benefits (Part A, Part B, or both), the employer must notify the Plan Administrator of the qualifying event.

**You Must Give Notice of Some Qualifying Events**

For the other qualifying events (divorce or legal separation of the employee and spouse or a child’s losing eligibility for coverage as an eligible child), you must notify the Plan Administrator in writing within 60 days after the qualifying event occurs. You must send this notice to the Benefits Service Center, American Water, 131 Woodcrest Road, Cherry Hill, NJ 08034, along with documentation of the event.

**COBRA Qualifying Events and Duration Overview**

Qualifying Event	Maximum Continuation Period (Months) For:		
	You	Eligible Spouse/Same-Sex Domestic Partner	Eligible Child
You lose coverage because of reduced work hours or taking unpaid leave, other than leave under the FMLA	18	18	18
You terminate employment for any reason (except gross misconduct)	18	18	18
You, your spouse, or your eligible child is disabled – as defined by the Social Security Act – at the time of the qualifying event or during the first 60 days of COBRA continuation coverage	29 (Initial 18 months, plus additional 11 months)	29 (Initial 18 months, plus additional 11 months)	29 (Initial 18 months, plus additional 11 months)
Your child no longer qualifies as an eligible child	N/A	N/A	36
You die – <i>NOTE: the Company will pay 100% of the applicable COBRA premium for up to 18 months</i>	N/A	36	36

<b>Maximum Continuation Period (Months) For:</b>			
<b>Qualifying Event</b>	<b>You</b>	<b>Eligible Spouse/Same-Sex Domestic Partner</b>	<b>Eligible Child</b>
You and your spouse divorce or legally separate	N/A	36	36
You become entitled to Medicare benefits (under Part A, Part B or both)	N/A	36	36

**How Long Does COBRA Coverage Last?**

COBRA continuation coverage is a temporary extension of coverage. When the qualifying event is the death of the employee, the employee's becoming entitled to Medicare benefits (under Part A, Part B, or both), your divorce or legal separation, or a child's losing eligibility as an eligible child, COBRA continuation coverage lasts for up to a total of 36 months. When the qualifying event is the end of employment or reduction of the employee's hours of employment, and the employee became entitled to Medicare benefits less than 18 months before the qualifying event, COBRA continuation coverage for qualified beneficiaries other than the employee lasts until 36 months after the date of Medicare entitlement. For example, if a covered employee becomes entitled to Medicare eight months before the date on which his or her employment terminates, COBRA continuation coverage for the spouse and children can last up to 36 months after the date of Medicare entitlement, which is equal to 28 months after the date of the qualifying event (36 months minus eight months). Otherwise, when the qualifying event is the end of employment or reduction of the employee's hours of employment, COBRA continuation coverage generally lasts for only up to a total of 18 months.

There are two ways in which this 18-month period of COBRA continuation coverage can be extended.

**Disability extension of 18-month period of continuation coverage.**

If you or anyone in your family covered under the Plan is determined by the Social Security Administration to be disabled and you notify the Plan Administrator in a timely fashion, you and your entire family may be entitled to receive up to an additional 11 months of COBRA continuation coverage, for a total maximum of 29 months. The disability would have to have started at some time before the 60<sup>th</sup> day of COBRA continuation coverage and must last at least until the end of the 18-month period of continuation coverage. You must provide the Plan Administrator with notice of the Social Security Administration's determination within 60 days of the latest of (1) the date of the Social Security Administration's disability determination; (2) the date of the qualifying event; (3) the date on which the qualified beneficiary would lose coverage under the Plan; or (4) the date you are provided notice of your COBRA continuation coverage rights. Notice should be sent to the Benefits Service Center, American Water, 131 Woodcrest Road, Cherry Hill, NJ 08034, along with a copy of the determination received from the Social Security Administration.

**Second qualifying event extension of 18-month period of continuation coverage.**

If your spouse or eligible children experience another qualifying event while receiving 18 or 29 months of COBRA continuation coverage, the spouse and eligible children can get up to 36 total months of COBRA continuation coverage, if written notice of the second qualifying event is properly given to the Plan Administrator. This extension is available if the employee or former employee dies, becomes entitled to Medicare benefits (under Part A, Part B, or both), or gets divorced or legally separated, or if the child stops being eligible under the Plan as an eligible child, but only if the event would have caused the spouse or eligible child to lose coverage under the Plan had the first qualifying event not occurred. If the second qualifying event is divorce or legal separation or the child ceasing to be eligible under the Plan, written notice must be sent to the Benefits Service Center, American Water, 131 Woodcrest Road, Cherry Hill, NJ 08034, along with documentation of the second qualifying event.

**How Do You  
Elect COBRA  
Coverage?**

To elect continuation coverage, you must complete an election form supplied by the Plan Administrator within 60 days of the date you receive notice of your COBRA continuation coverage rights. Each qualified beneficiary has a separate right to elect continuation coverage. For example, the employee's spouse may elect continuation coverage even if the employee does not. Continuation coverage may be elected for only one, several, or for all eligible children who are qualified beneficiaries. A parent may elect to continue coverage on behalf of any eligible children. The employee or the employee's spouse can elect continuation coverage on behalf of all of the qualified beneficiaries.

## **How Much Does COBRA Coverage Cost?**

Generally, each qualified beneficiary may be required to pay the entire cost of continuation coverage. The amount a qualified beneficiary may be required to pay may not exceed 102% (or, in the case of an extension of continuation coverage due to a disability, 150%) of the cost to the group health plan (including both employer and employee contributions) for coverage of a similarly situated plan participant or beneficiary who is not receiving continuation coverage. The required payment for each continuation coverage period for each option is described in this notice.

### **Trade Act of 2002**

The Trade Act of 2002 amended COBRA to provide for a special second 60-day COBRA election period for certain employees who have experienced a termination or reduction of hours and who lose group health plan coverage as a result. The special second COBRA election period is available only to a very limited group of individuals: generally, those who are receiving trade adjustment assistance (TAA) or “alternative trade adjustment assistance” under a federal law called the Trade Act of 1974. These Employees are entitled to a second opportunity to elect COBRA coverage for themselves and certain family members (if they did not already elect COBRA coverage), but only within a limited period of 60 days from the first day of the month when an individual begins receiving TAA (or would be eligible to receive TAA but for the requirement that unemployment benefits be exhausted) and only during the six months immediately after their group health plan coverage ended.

If an employee qualifies or may qualify for assistance under the Trade Act of 1974, he or she should contact the Plan Administrator for additional information. The employee must contact the Plan Administrator promptly after qualifying for assistance under the Trade Act of 1974 or the employee may lose his or her special COBRA rights. COBRA coverage elected during the special second election period is not retroactive to the date that Plan coverage was lost, but begins on the first day of the special second election period.

### **Special Rules for the Health Care Flexible Spending Account**

COBRA coverage will consist of the Health Care Flexible Spending Account coverage in force at the time of the qualifying event (i.e., the elected annual limit reduced by expenses reimbursed up to the time of the qualifying event). The use-it-or-lose-it rule will continue to apply, so any unused amounts will be forfeited at the end of the Plan Year, and COBRA coverage will terminate at the end of the Plan Year. Under the special grace period rule described on page 93, if you make all required COBRA premium payments through December 31, expenses incurred for the period January 1 – March 15 of the following calendar year can be applied against any remaining balance in your Health Care Flexible Spending Account. Expenses must be submitted by April 30 of the year following the year in which COBRA coverage commenced.

Unless otherwise elected, all qualified beneficiaries who were covered under the Health Care Flexible Spending Account will be covered together for Health Care Flexible Spending Account COBRA coverage. However, each qualified beneficiary could alternatively elect separate COBRA coverage to cover that beneficiary only, with a separate Health Care Flexible Spending Account annual limit and a separate premium.

### **Keep Your Plan Informed of Address Changes**

In order to protect your family's rights, you should keep the Plan Administrator informed of any changes in the addresses of family members. You should also keep a copy, for your records, of any notices you send to the Plan Administrator.

### **If You Have Questions**

If you have questions about your COBRA continuation coverage, you should contact the Benefits Service Center, 131 Woodcrest Road, Cherry Hill, NJ 08034, (866) 888-8269, or you may contact the nearest Regional or District Office of the U.S. Department of Labor's Employee Benefits Security Administration (EBSA). Addresses and phone numbers of Regional and District EBSA Offices are available through EBSA's website at [www.dol.gov/ebsa](http://www.dol.gov/ebsa).



---

## *Continuation of Coverage During an Approved Leave of Absence Granted to Comply With Federal Law*

### **FMLA Leave**

This continuation of coverage section applies only for the period of any approved family or medical leave (approved FMLA leave) required by the Family and Medical Leave Act of 1993 (FMLA). If American Water grants you an approved FMLA leave for a period in excess of the period required by FMLA, any continuation of coverage during that excess period will be subject to prior written agreement between the appropriate carriers and American Water.

If American Water grants you an approved FMLA leave in accordance with FMLA, you may, during the continuance of such approved FMLA leave, continue any coverage you and your eligible spouse, same-sex domestic partner, and child(ren) have under the American Water Plan at the time the leave commences.

At the time you request the leave, you must agree to make any contributions required by American Water to continue coverage. At the time your leave begins, you will be advised on how to make payments. American Water will continue to make its contributions toward such coverage.

If any coverage you are allowed to continue has reduction rules applicable by reason of age or retirement, the coverage will be subject to such rules while you are on FMLA leave.

If you acquire a new eligible spouse, same-sex domestic partner, or child(ren) while your coverage is continued during an approved FMLA leave, the eligible spouse, same-sex domestic partner, or child(ren) will be eligible for the continued coverage on the same terms as would be applicable if you were actively at work, not on an approved FMLA leave.

### **Military Leave**

If you are absent from work for active military duty that is covered by the federal Uniformed Services Employment and Reemployment Rights Act (“USERRA”), your right to continued participation in the Plan will be as follows:

- If you are absent from work for less than 31 days, you, your eligible spouse or same-sex domestic partner, and your child(ren) may continue any coverage under this Plan in effect when your military leave begins.



- If you are absent for more than 30 days, you may elect to continue any coverage under this Plan for yourself, your eligible spouse, same-sex domestic partner, or child(ren) for up to 24 months or the period of your military service, whichever is shorter. You will be required to pay up to 102% of the normal premium for this continued coverage. If you elect not to continue coverage under a group health benefit, your coverage will be reinstated to the extent required under USERRA upon your return to employment.

### **When FMLA or Military Leave Terminates**

If health care coverage terminates because your approved FMLA leave is deemed terminated by American Water, you may, on the date of such termination, be eligible for continuation under federal law on the same terms as though your employment terminated, other than for gross misconduct, on such date.

### **If You Return to Work**

If you return to work for American Water following the date American Water determines the approved FMLA leave is terminated, or you return to work in accordance with requirements under USERRA following the date American Water determines the approved military leave is terminated, your coverage under the group contract will be in force as though you had continued in active employment rather than going on an approved FMLA or military leave, provided you make request for such coverage within 31 days of the date American Water determines the approved FMLA leave to be terminated. If you do not make such request within 31 days, you will not have a chance to re-enroll before the next Open Enrollment period.

### **Maximum Length of Coverage**

Coverage will not be continued beyond the first to occur of:

- The date you are required to make any contribution and you fail to do so.
- The date American Water determines your approved FMLA or military leave is terminated and you fail to return to work.
- The date the coverage involved discontinues as to your Eligible Class.

Any coverage being continued for an eligible spouse, same-sex domestic partner, or child(ren) will not be continued beyond the date it would otherwise terminate.

---

## *Continuation of Coverage During an Approved Non-FMLA and Non-Military Leave of Absence*

Except as otherwise indicated in this SPD, if you are absent from work on an approved non-FMLA and non-military leave for any reason, American Water will continue any coverage for you, your eligible spouse, same-sex domestic partner, or child(ren) in effect when your leave of absence begins as follows to the extent applicable premium payments are made.

- If you are receiving disability benefits under the Plan and you have less than one year of service with American Water, coverage may continue for up to 12 months.
- If you are receiving disability benefits under the Plan and you have one to five years of service with American Water, coverage may continue for up to 18 months.
- If you are receiving disability benefits under the Plan and you have more than five years of service with American Water, coverage may continue for up to 24 months.

At the time you request the leave, you must agree to make any contributions required by American Water to continue coverage. At the time your leave begins, you will be advised on how to make payments. American Water will continue to make its contributions toward such coverage.

If any coverage you are allowed to continue has reduction rules applicable by reason of age or retirement, the coverage will be subject to such rules while you are on non-FMLA and non-military leave.

If you acquire a new eligible spouse, same-sex domestic partner, or child(ren) while your coverage is continued during an approved non-FMLA and non-military leave, the eligible spouse, same-sex domestic partner, or child(ren) will be eligible for the continued coverage on the same terms as would be applicable if you were actively at work, not on an approved non-FMLA and non-military leave.

### **When Leave Terminates**

If health care coverage terminates because your approved non-FMLA and non-military leave is deemed terminated by American Water, you may, on the date of such termination, be eligible for continuation under federal law on the same terms as though your employment terminated, other than for gross misconduct, on such date.

## **If You Return to Work**

If you return to work for American Water following the date American Water determines the approved non-FMLA/non-military leave is terminated, your coverage under the group contract will be in force as though you had continued in active employment rather than going on an approved leave, provided you make request for such coverage within 31 days of the date American Water determines the approved leave to be terminated. If you do not make such request within 31 days, you will not have a chance to re-enroll before the next Open Enrollment period.

## **Maximum Length of Coverage**

Coverage will not be continued beyond the first to occur of:

- The date you are required to make any contribution and you fail to do so.
- The date American Water determines your approved non-FMLA/non-military leave is terminated and you fail to return to work.
- The date the coverage involved discontinues as to your Eligible Class.
- The last day of the maximum coverage period indicated above.

Any coverage being continued for an eligible spouse, same-sex domestic partner, or child(ren) will not be continued beyond the date it would otherwise terminate.

---

## ***Confidentiality of Protected Health Information***

Title II of the Health Insurance Portability and Accountability Act of 1996 and the privacy regulations issued thereunder (collectively called "HIPAA") requires group health plans to protect the confidentiality of your private health information. This Plan will not use or disclose information that is protected by HIPAA ("Protected Health Information") except as necessary for treatment, payment, health care operations, and plan administration functions, or as otherwise permitted or required by law, without your written authorization. According to the law, the Plan has required all of its Business Associates to comply with the HIPAA privacy rules.

Before this Plan may disclose, or permit one of its agents or contractors to disclose, Protected Health Information ("PHI") to the Company, the Plan will require the Company to:

- Certify that the information is necessary in connection with plan administration functions or other permitted functions performed or to be performed by the Company;

- Amend the Plan documents and provide certification of amendment to give assurances that the Company will use and disclose the information solely in connection with such plan administration or other permitted functions; and
- Not use or further disclose PHI for employment-related actions or decisions or in connection with any other benefit or employee benefit plan of the Company without your authorization.

Under HIPAA, you have certain rights with respect to your PHI, including the right to see and copy the information, to receive an accounting of certain disclosures of the information and, under certain circumstances, to amend the information. You also have the right to file a complaint with the Plan or with the Secretary of the Department of Health and Human Services if you believe your rights under HIPAA have been violated.

**List of Contacts**

<b>American Water Benefit Contacts</b>		
<b>Carrier</b>	<b>Claims Administrator</b>	<b>Phone</b>
<b>Medical</b>		
Horizon Blue Cross Blue Shield of New Jersey	Horizon BCBSNJ P.O. Box 1219 Newark, NJ 07101 <a href="http://www.horizonblue.com/nationalaccounts">www.horizonblue.com/nationalaccounts</a>	(800) 355-BLUE (2583)
Hawaii Medical Service Association	<b>Medical Claims</b> HPH HCFA 1500 Claims PO Box 44500 Honolulu, HI 96804-4500  <b>Facility Claims</b> HPH UB92 Claims PO Box 32700 Honolulu, HI 96803-2700	(808) 948-6372
<b>Prescription Drug</b>		
Horizon Blue Cross Blue Shield (administered by CVS Caremark)	3 Penn Plaza East, Newark, NJ 0710 <a href="http://www.horizonblue.com/nationalaccounts">www.horizonblue.com/nationalaccounts</a>	(866) 881-5603
<b>Dental</b>		
Aetna	Aetna P.O. Box 14094 Lexington, KY 40512-4094 <a href="http://www.aetna.com">www.aetna.com</a>	(800) 292-4366
<b>Vision</b>		
EyeMed	EyeMed Po Box 8504 Mason, OH 45040-7111  Before enrollment: <a href="http://www.enrollwiththeyemed.com/access">www.enrollwiththeyemed.com/access</a> After enrollment: <a href="http://www.eyemedvisioncare.com">www.eyemedvisioncare.com</a>	(866) 939-3633
<b>Flexible Spending Accounts</b>		
Horizon Blue Cross Blue Shield of New Jersey	Horizon BCBSNJ 3 Penn Plaza East PP-05S Newark, NJ 07105-2200 <a href="http://www.horizonblue.com/fsa">www.horizonblue.com/fsa</a>	(800) 224-4426

<b>American Water Benefit Contacts</b>		
<b>Carrier</b>	<b>Claims Administrator</b>	<b>Phone</b>
<b>Life and AD&amp;D</b>		
MetLife	MetLife Group Life Claims PO BOX 6100 Scranton, PA. 18505-6100  <b>Note: Contact the American Water Benefits Service Center to file a claim</b>	(800) 638-6420 Prompt 2  <b>(866) 888-8269</b>
<b>Disability</b>		
Effective August 1, 2012 MetLife Disability	MetLife Disability c/o ACS 2025 Leestown Road, Suite A-2 Lexington, KY 40511	(855) 517-8273 (866) 690-1264 (fax)
Prior to August 1, 2012 Aetna Managed Disability	Aetna P.O. Box 31242 Tampa, FL 33614 <a href="http://www.aetna.com">www.aetna.com</a>	(866) 280-8648
<b>Employee Assistance Program</b>		
Carebridge	Carebridge Corporation 40 Lloyd Avenue Malvern, PA 19355 <a href="http://www.myliferesource.com">www.myliferesource.com</a> <i>Access Code: HXSBJ</i>	(800) 437-0911
<b>Benefits Service Center</b>		
Benefits Service Center	Benefits Service Center 131 Woodcrest Road P.O. Box 5600 Cherry Hill, NJ 08034	(866) 888-8269

## *Glossary*

---

## *Glossary*

The following definitions of certain words and phrases will help you understand the benefits to which the definitions apply. Some definitions which apply only to a specific benefit appear in the benefit section. If a definition appears in a benefit section and also appears in the Glossary, the definition in the benefit section will apply in lieu of the definition in the Glossary.

### **Coinsurance**

Once you have met your annual deductible, if any, the Plan pays a certain percentage of Covered Medical Expenses and you pay the rest. Your share is called “coinsurance.”

### **Copayment**

A fee charged to a person for Covered Medical Expenses, as specified in the applicable Summary of Coverage.

### **Course of Treatment**

A planned program of services or supplies furnished by a health care provider. The program must be:

- In connection with the diagnosis and treatment of an injury or illness; and
- Of definite duration.

### **Custodial Care**

Services and supplies furnished to a person mainly to help him or her in the activities of daily life, including room and board and other institutional care. The person does not have to be disabled. These services and supplies are custodial care without regard to:

- By whom they are prescribed;
- By whom they are recommended; or
- By whom they are performed.

### **Dentist**

A legally qualified dentist, or a doctor who is licensed to do the dental work he or she performs.

### **Directory**

A listing of Network Providers in the Service Area covered under this Plan that is available to all employees covered under the Medical Plan.

### **Doctor**

A legally qualified, licensed doctor.



**Emergency Care**

The first care given in a hospital's emergency room after a sudden and, at the time, unexpected change in a person's physical or mental condition such that:

- Care cannot safely and adequately be provided other than in a hospital; or
- Adequate care is not available at the time and place it is needed.

**Emergency Condition**

The sudden and, at that time, unexpected onset of a change in a person's physical or mental condition which, if the procedure or treatment were not performed right away could reasonably be expected to result in:

- Loss of life or limb;
- Significant impairment to bodily function; or
- Permanent dysfunction of a body part.

**Family and Medical Leave Act of 1993 (FMLA)**

FMLA provides unpaid, job-protected leave for a period of:

- 12 weeks for incapacity due to pregnancy, prenatal medical care, or childbirth.
- 12 weeks to care for your child after birth, or placement for adoption or foster care.
- 12 weeks to care for your own or your spouse's, son or daughter's, or parent's serious health condition.
- 26 weeks if you are caring for a family member in the Armed Forces (including the National Guard and Reserves), who suffered an injury or illness while on active duty that may render the person unable to perform the duties of his or her office, grade, rank, or rating.

Additionally, in compliance with the National Defense Authorization Act of 2008, if you are an eligible employee, you can take up to 12 combined weeks of FMLA leave in a single 12-month period for a "qualifying exigency" to spend time with a spouse, son, daughter, or parent on active duty or notified of call to duty. Qualifying exigencies may include attending certain military events, arranging for alternative childcare, addressing certain financial and legal arrangements, attending certain counseling sessions, and attending post-deployment reintegration briefings.

### **Home Health Care Agency**

An agency that:

- Mainly provides skilled nursing and other therapeutic services;
- Is associated with a professional group which makes policy (this group must have at least one doctor and one RN);
- Has full-time supervision by a doctor or RN;
- Keeps complete medical records on each person;
- Has a full-time administrator; and
- Meets licensing standards.

### **Home Health Care Plan**

A plan that provides for care and treatment of an illness or injury. The care and treatment must be:

- Prescribed in writing by the attending doctor; and
- An alternative to confinement in a hospital or Skilled Nursing/Convalescent Facility.

### **Hospice Care**

Care given to a terminally ill person by or under arrangements with a Hospice Care Agency as part of a Hospice Care Program.

### **Hospice Care Agency**

An agency or organization which:

- Has Hospice Care available 24 hours a day.
- Meets any licensing or certification standards set forth by the jurisdiction where it is.
- Provides:
  - Skilled nursing services;
  - Medical social services;
  - Psychological and dietary counseling; and
  - Bereavement counseling for the immediate family.
- Provides or arranges for other services which include:
  - Services of a doctor;
  - Physical or occupational therapy;
  - Part-time home health aide services which mainly consist of caring for terminally ill persons; and
  - Inpatient care in a facility when needed for pain control and acute and chronic symptom management.

- Has personnel which include at least:
  - One doctor;
  - One RN;
  - One licensed or certified social worker employed by the agency; and
  - One pastoral or other counselor.
- Establishes policies governing the provision of Hospice Care.
- Assesses the patient's medical and social needs.
- Develops a Hospice Care Program to meet those needs.
- Provides an ongoing quality assurance program. This includes reviews by doctors, other than those who own or direct the Agency.
- Permits all area medical personnel to utilize its services for their patients.
- Keeps a medical record on each patient.
- Utilizes volunteers trained in providing services for non-medical needs.
- Has a full-time administrator.

#### **Hospice Care Facility**

A facility, or a distinct part of one, which:

- Mainly provides inpatient Hospice Care to terminally ill persons.
- Charges its patients.
- Meets any licensing or certification standards set forth by the jurisdiction where it is.
- Keeps a medical record on each patient.
- Provides an ongoing quality assurance program; this includes reviews by doctors other than those who own or direct the facility.
- Is run by a staff of doctors; at least one such doctor must be on call at all times.
- Provides 24-hour-a-day nursing services under the direction of an RN.
- Has a full-time administrator.

### **Hospice Care Program**

A written plan of Hospice Care, which:

- Is established by and reviewed from time to time by:
  - A doctor attending the person; and
  - Appropriate personnel of a Hospice Care Agency.
- Is designed to provide palliative and supportive care to terminally ill persons, and supportive care to their families.
- Includes an assessment of the person's medical and social needs, and a description of the care to be given to meet those needs.

### **Hospital**

A place that:

- Provides mainly inpatient facilities for the surgical and medical diagnosis, treatment, and care of injured and sick persons.
- Is supervised by a staff of doctors.
- Provides 24-hour-a-day RN services.
- Is not mainly a place for rest, for the aged, for drug addicts, for alcoholics, or a nursing home.
- Makes charges for services rendered.

### **In-Network Care**

A health care service or supply furnished by a Network Provider.

### **LPN**

A licensed practical nurse.

### **Mental Disorder**

An illness commonly understood to be a mental disorder whether or not it has a physiological or organic basis and for which treatment is generally provided by or under the direction of a mental health professional such as a psychiatrist, a psychologist, or a psychiatric social worker. A mental or nervous disorder includes, but is not limited to:

- Alcoholism and drug abuse.
- Schizophrenia.
- Bipolar disorder.
- Pervasive mental developmental disorder (Autism).
- Panic disorder.
- Major depressive disorder.

- Psychotic depression.
- Obsessive compulsive disorder.

Mental disorders will not include alcoholism and drug abuse if a separate benefit applies to treatment of alcoholism and drug abuse.

### **Necessary**

A service or supply furnished by a particular provider is necessary if Horizon determines that it is appropriate for the diagnosis, care, or treatment of the illness or injury involved.

To be appropriate, the service or supply must:

- Be care or treatment, as likely to produce a significant positive outcome as, and no more likely to produce a negative outcome than, any alternative service or supply, both as to the illness or injury involved and the person's overall health condition;
- Be a diagnostic procedure, indicated by the health status of the person and be as likely to result in information that could affect the course of treatment as, and no more likely to produce a negative outcome than, any alternative service or supply, both as to the illness or injury involved and the person's overall health condition; and
- As to diagnosis, care, and treatment be no more costly (taking into account all health expenses incurred in connection with the service or supply) than any alternative service or supply that meets the above tests.

In determining whether a service or supply is appropriate under the circumstances, Horizon will take into consideration:

- Information provided on the affected person's health status;
- Reports in peer reviewed medical literature;
- Reports and guidelines published by nationally recognized health care organizations that include supporting scientific data;
- Generally recognized professional standards of safety and effectiveness in the United States for diagnosis, care, or treatment;
- The opinion of health professionals in the generally recognized health specialty involved; and
- Any other relevant information brought to Horizon's attention.

In no event will the following services or supplies be considered to be necessary:

- Those that do not require the technical skills of a medical, mental health, or dental professional;
- Those furnished mainly for the personal comfort or convenience of the person, any person who cares for him or her, any person who is part of his or her family, any health care provider or health care facility;
- Those furnished solely because the person is an inpatient on any day on which the person's illness or injury could safely and adequately be diagnosed or treated while not confined; or
- Those furnished solely because of the setting if the service or supply could safely and adequately be furnished in a doctor's or a dentist's office or other less costly setting.

### **Negotiated Charge**

The maximum charge a Network Provider has agreed to make as to any service or supply for the purpose of the benefits under this Plan.

### **Network Provider**

A health care provider that has contracted to furnish services or supplies for a Negotiated Charge, but only if the provider is, with Horizon's consent, included in the Directory as a Network Provider for:

- The service or supply involved; and
- The class of employees of which you are a member.

### **Non-Occupational Illness**

A non-occupational illness is an illness that does not:

- Arise out of (or in the course of) any work for pay or profit; or
- Result in any way from an illness that does.

An illness will be deemed to be non-occupational regardless of cause if proof is furnished that the person:

- Is covered under any type of Workers' Compensation law; and
- Is not covered for that illness under such law.

### **Non-Occupational Injury**

A non-occupational injury is an accidental bodily injury that does not:

- Arise out of (or in the course of) any work for pay or profit; or
- Result in any way from an injury, which does.

### **Orthodontic Treatment**

Any:

- Medical service or supply;
- Dental service or supply, furnished to prevent or to diagnose or to correct a misalignment:
  - Of the teeth;
  - Of the bite; or
  - Of the jaws or jaw joint relationship, whether or not for the purpose of relieving pain.

Not included is:

- The installation of a space maintainer; or
- A surgical procedure to correct malocclusion.

### **Out-of-Network**

A health care service or supply furnished by a health care provider that is not in the network.

### **Out-of-Network Provider**

A health care provider that has not contracted to furnish services or supplies at a Negotiated Charge.

### **Reasonable and Customary Charge**

Only that part of a charge considered “reasonable” is covered. The reasonable charge for a service or supply is the lower of:

- The provider’s usual charge for furnishing it; or
- The charge Horizon determines to be the prevailing charge level made for it in the geographic area where it is furnished.

In determining the reasonable charge for a service or supply that is unusual, not often provided in the area, or provided by only a small number of providers in the area, Horizon may take into account such factors as:

- The complexity of the service or supply;
- The degree of skill needed;
- The type of specialty of the provider;
- The range of services or supplies provided by a facility; and
- The prevailing charge in other areas.

## **RN**

A registered nurse.

## **Room and Board Charges**

Charges made by an institution for room and board and other necessary services and supplies. They must be made regularly at a daily or weekly rate.

## **Semi-Private Rate**

The charge for room and board, which an institution applies to the most beds in its semi-private rooms with two or more beds. If there are no such rooms, Horizon will use the rate most commonly charged by similar institutions in the same geographic area.

## **Service Area**

The geographic area in which Network Providers for this Plan are located, as determined by Horizon.

## **Skilled Nursing/Convalescent Facility**

An institution that:

- Is licensed to provide, and does provide, the following on an inpatient basis for persons convalescing from illness or injury:
  - Professional nursing care by an RN, or by an LPN directed by a full-time RN; and
  - Physical restoration services to help patients to meet a goal of self-care in daily living activities.
- Provides 24-hour-a-day nursing care by licensed nurses directed by a full-time RN.
- Is supervised full-time by a doctor or RN.
- Keeps a complete medical record on each patient.
- Has a utilization review plan.
- Is not mainly a place for rest, for the aged, for drug addicts, for alcoholics, for mentally retarded persons, for custodial or educational care, or for care of mental disorders.
- Makes charges for services rendered.

## **Terminally Ill**

A medical prognosis of six months or less to live.



**Totally Disabled**

“Totally disabled” means that because of injury or illness:

- You are unable to engage in your customary occupation and are not working for pay or profit.
- Your eligible spouse or eligible child is unable to engage in most of the normal activities of a person of like age and sex in good health.



AMERICAN WATER

# Group Insurance Plan

## Summary Plan Description



AMERICAN WATER

*American Water  
Group Insurance Plan  
Summary Plan Description  
For Non-Union Employees  
In Effect as of  
January 1, 2011*

Introduction  
Eligibility  
Medical Plan  
Preferred Provider Organization (PPO) Plan  
General Provisions of the PPO Plan  
Prescription Drug Program  
Dental/Vision Plans  
Flexible Spending Accounts  
Disability Coverage  
Life Insurance  
Employee Assistance Program  
Additional Information  
Claim Filing and Appeal Process  
ERISA Rights  
COBRA General Notice  
Glossary

*The Plan described in this document is based on plan documents and contracts that govern its operation. Because this document is a summary only, it does not describe all of the provisions of the Plan and the possible fact situations that may occur. If a conflict arises between this summary and any official plan documents, the official plan documents will govern.*

---

## *Table of Contents*

<b>Introduction.....</b>	<b>3</b>
<b>About This Document.....</b>	<b>3</b>
<b>The Benefit Programs.....</b>	<b>4</b>
<b>Eligibility.....</b>	<b>5</b>
<b>Coverage for Disabled Children.....</b>	<b>8</b>
<b>Special Rules That Apply to an Adopted Child.....</b>	<b>9</b>
<b>Enrolling for Coverage.....</b>	<b>9</b>
<b>Changes in Status.....</b>	<b>11</b>
<b>The Medical Plan.....</b>	<b>14</b>
<b>The Preferred Provider Organization Plan.....</b>	<b>17</b>
<b>General Provisions of the PPO Plan.....</b>	<b>44</b>
<b>Prescription Drug Program.....</b>	<b>60</b>
<b>Dental Benefits.....</b>	<b>68</b>
<b>Vision Benefits.....</b>	<b>80</b>
<b>Flexible Spending Accounts.....</b>	<b>86</b>
<b>Disability Benefits.....</b>	<b>107</b>
<b>Life Insurance Benefits.....</b>	<b>140</b>
<b>Employee Assistance Program.....</b>	<b>155</b>
<b>Additional Plan Information.....</b>	<b>157</b>
<b>Plan Notices.....</b>	<b>159</b>
<b>Amendment or Termination of the Plan.....</b>	<b>160</b>
<b>Filing a Claim.....</b>	<b>160</b>
<b>Claim Determination and Appeals Process.....</b>	<b>161</b>
<b>Your Rights Under ERISA.....</b>	<b>178</b>
<b>Plan Benefits.....</b>	<b>180</b>
<b>Plan Documents.....</b>	<b>181</b>
<b>Continuation of Health Coverage.....</b>	<b>181</b>
<b>Continuation of Coverage During an Approved Leave of Absence Granted to Comply With Federal Law.....</b>	<b>188</b>
<b>Continuation of Coverage During an Approved Non-FMLA and Non-Military Leave of Absence.....</b>	<b>190</b>
<b>Confidentiality of Protected Health Information.....</b>	<b>191</b>
<b>List of Contacts.....</b>	<b>193</b>
<b>Glossary.....</b>	<b>196</b>

---

## *Introduction*

Just as American Water provides a comprehensive range of products and services which can be tailored for our customers' individual needs, we provide a flexible, comprehensive benefits package which allows our employees to select the benefits that best meet their needs.

This Summary Plan Description ("SPD") of the Group Insurance Plan of American Water Works Co., Inc. and Its Designated Subsidiaries and Affiliates (the "Plan") supplements the documents and certificates provided by the various insurance carriers and provides a general description, written in non-technical language, of the important provisions of the Plan. There may be other materials (such as an insurance policy or other contractual agreement with a health care or other service provider) that contain more detailed information about Plan benefits. Every effort has been made to ensure that all of these materials contain a consistent description of the Plan's benefits. However, if there is any conflict or inconsistency between these materials, it is the Plan Administrator's responsibility to interpret the conflicting provisions and determine what benefits will be provided under the Plan.

American Water provides this SPD to comply with certain laws and to give you the information you need to use your benefits. Nothing in this document is meant to interpret, extend, or change in any way the provisions of this Plan. No one speaking on behalf of the Plan or the Company can alter the terms of the Plan.

---

## *About This Document*

The benefits described in this document are provided by American Water Works Company, Inc., referred to as "American Water" or "the Company" throughout this Summary Plan Description.

Please read this Summary Plan Description carefully and refer to it whenever you have questions about the American Water benefits program or the specific coverages that apply to you. If you have questions about these benefit plans, please contact the Benefits Service Center at (866) 888-8269 or email [Benefits\\_Service\\_Center@amwater.com](mailto:Benefits_Service_Center@amwater.com).

American Water reserves the right to amend the benefit plans described in this SPD at any time, without prior notice to participants, including the right to change eligibility criteria or program costs and the right to restrict or eliminate benefits provided. American Water also reserves the right to terminate or discontinue these benefits any time, without prior notice to employees.

If a question should ever arise concerning the nature and extent of benefits under any aspect of these plans, the actual legal plan documents – and not this Summary Plan Description – will govern.

---

## *The Benefit Programs*

Your American Water benefits have been designed to reward your commitment to provide excellent service and drive business performance. It can add up to a significant part of your total compensation, giving you added security and peace of mind.

This SPD describes the following employee benefit programs:

- Medical
- Prescription Drug
- Dental/Vision
- Flexible Spending Accounts  
(Health Care and Dependent Care)
- Disability  
(Sick Leave, STD, and LTD)
- Life Insurance  
(Basic Life, Voluntary Life, AD&D, Spouse or Same-Sex Domestic Partner Life, and Dependent Life)
- Employee Assistance Program

---

## *Eligibility*

You and your eligible spouse or eligible same-sex domestic partner and your eligible child(ren) are eligible to participate in the benefits described in this Summary Plan Description if you are an American Water non-bargaining employee and you are a full-time employee (working not less than 35 hours each week) or a part-time employee (working 20 hours each week), except American Water Enterprise employees (who may only participate in the Flexible Spending Accounts and EAP). Part-time employees (and their eligible spouse or eligible same-sex domestic partner, and eligible children) who meet these requirements are eligible for Medical, Prescription Drug, Flexible Spending Accounts, and EAP coverage only.

You are ineligible to participate in the Plan if you:

- Are a part-time employee working less than 20 hours each week;
- Are classified as a temporary employee in accordance with the Company's personnel policies and practices;
- Are an employee covered by a collective bargaining unit;
- Perform services for the Company pursuant to an arrangement with a leasing organization or any other third-party, including but not limited to a "leased employee" within the meaning of section 414(n) of the Internal Revenue Code; or
- Are a person who is classified as an independent contractor or otherwise as a person who is not treated as an employee for purposes of withholding federal employment taxes, regardless of any contrary governmental or judicial determination relating to such employment status or tax withholding obligation. If a person described in the preceding sentence is subsequently reclassified as, or determined to be, an employee by the Internal Revenue Service, any other governmental agency or authority, or a court, or if the Company is required to reclassify such an individual as an employee as a result of such reclassification or determination (including any reclassification by the Company in settlement of any claim or action relating to such individual's employment status), such individual shall not become eligible to become a participant in the Plan by reason of such reclassification or determination.

Your eligibility and participation date is the first day of the month after you complete one full month of continuous service with the Company.

**Example:** If your start date is January 21, your Benefits Eligibility Date is March 1. If you are on a layoff, on disability, or on leave of



absence on your eligibility date, coverage will begin on the day you return to active work.

For purposes of the Medical Plan, the Dental/Vision Plan, and the Health Care Flexible Spending Account, you may provide coverage for:

- Your eligible spouse or eligible same-sex domestic partner.
- Your eligible children from birth to age 26 (i.e., if your child's 26<sup>th</sup> birthday is February 2, 2012, the coverage will end on February 1, 2012) including your:
  - Natural born children;
  - Adopted children;
  - Foster children;
  - Stepchildren or same-sex domestic partner's children; or
  - Grandchildren who live with you in a parent-child relationship; and for whom you are the legal guardian, who reside with you and fully depend on you for support.

For purposes of Dependent Voluntary Life Insurance (VLI), you may provide coverage for:

- Your eligible spouse or eligible same-sex domestic partner.
- Your unmarried eligible children from birth to age 19 who are:
  - Fully dependent on you for support;
  - Not employed full-time; and
  - Not in the military service.
- Your unmarried eligible children ages 19 to 23, while:
  - Fully dependent on you for support;
  - Full-time students (attending high school or attending an accredited learning institution with at least 12 credits);
  - Not employed full-time; and
  - Not in the military service.

The word “children” includes natural born children, adopted children, foster children, grandchildren, and stepchildren who meet all of the above criteria, live with you in a parent-child relationship, and must be claimed as tax dependents for federal income tax purposes. The phrase “live with you in a parent-child relationship” means that the child resides in your home on a permanent basis as the place of his or her legal residence – even though the child may be away from your home during certain periods of the year (e.g., to attend school).

To be considered a full-time student, the child must be enrolled in an educational institution and taking at least 12 credit hours per semester/quarter or attend a post-secondary technical school.

When you enroll your same-sex domestic partner, you will be asked to submit an Affidavit of Same-Sex Partnership for Benefit Coverage attesting to certain requirements. If you do not complete the certification process and submit the evidence required within 30 days, your same-sex domestic partner will be removed from coverage. You and your domestic partner must certify that all of the following are true:

- You reside in a state or federal district that recognizes civil unions (defined as a legally recognized union between same-sex domestic partners) or grants or recognizes same-sex marriage certificates, and provide a copy of evidence; or
- You and your same-sex domestic partner share a permanent residence (unless residing in different cities, states, or countries on a temporary basis);
- You and your same-sex domestic partner are each other's sole same-sex domestic partner, have been in this relationship for at least six continuous months prior to the date of the Affidavit, and intend to remain in this relationship indefinitely;
- You and your same-sex domestic partner are of the same sex as each other and neither is currently married or legally separated from another person by law;
- You and your same-sex domestic partner are responsible for each other's common welfare;
- You and your domestic partner are at least age 18;
- You and your domestic partner are not related to each other by blood any closer than would prohibit legal marriage.
- You and your same-sex domestic partner are financially interdependent;
- You and your domestic partner are able to present three or more of the following as evidence of this:
  - Joint ownership of real estate property or joint tenancy on a residential lease;
  - Joint ownership of an automobile;
  - Joint bank or credit account;
  - Joint liabilities (for example, credit cards or loans);
  - A will designating the same-sex domestic partner as primary beneficiary;

- A retirement plan or life insurance policy beneficiary designation form designating the same-sex domestic partner as primary beneficiary; or
- A durable power of attorney signed to the effect that you and your same-sex domestic partner have granted powers to one another.

If you cover a same-sex domestic partner, American Water is required to report income for you that reflects the value of the coverage for tax-reporting purposes. This is known as imputed income. You will receive a W-2 annually for the value of coverage for any domestic partner who is not an IRS tax dependent.

Your eligible spouse, same-sex domestic partner, or child(ren) cannot participate unless you, the employee, also participate.

## Dual Eligibility

An individual is not eligible as both an employee and as an eligible spouse, same-sex domestic partner, or child, nor as the eligible spouse, same-sex domestic partner, or child of more than one employee.

---

## *Coverage for Disabled Children*

Coverage for your fully disabled child may be continued past the maximum age for an eligible child. Your child is fully disabled if:

- He or she is unable to earn his or her own living because of mental disability or a physical disability which started before the date he or she reaches the maximum age for eligible children; and
- He or she depends chiefly on you for support and maintenance.

Proof that your child is fully disabled must be submitted to Horizon no later than 31 days after the date your child reaches the maximum age of 26 for Medical, Dental/Vision, or Health Care Flexible Spending Account coverage; 19, or up to age 23 if attending school full-time for Voluntary Life Insurance.

Coverage will cease on the first to occur of:

- Cessation of the disability;
- Failure to give proof that the disability continues;
- Failure to have any required exam; or
- Termination of coverage for your child for any reason other than reaching the maximum age.

*You have the option of declining Medical/Dental/Vision coverage for yourself or your eligible spouse, same-sex domestic partner, or child(ren), or electing only Dental/Vision coverage.*

Horizon will have the right to require proof of the continuation of the disability. Horizon also has the right to examine your child, at its own expense, as often as needed while the disability continues. An exam will not be required more often than once each year after two years from the date your child reaches the maximum age.

---

## ***Special Rules That Apply to an Adopted Child***

Medical (or Dental/Vision) coverage for an adopted child will become effective on the date the child is placed with you for adoption, **if you make a written request for coverage within 31 days of his or her placement with your family.**

**Enrolling for benefits and making changes to benefit elections are time-sensitive.**

---

## ***Enrolling for Coverage***

When enrolling in Medical or Dental/Vision, Health Care Flexible Spending Account, Dependent Care Flexible Spending Account, Voluntary Life Insurance, and Dependent Life Insurance coverage, you will need to complete the enrollment process. For health insurance, you will need to indicate if you want to participate in either:

- The Preferred Provider Organization (PPO) Plan; and/or
- Dental/Vision Plans.

If you are a newly hired eligible employee (see "Eligibility" on page 5) and you want to enroll yourself and your eligible spouse or same-sex domestic partner or child(ren) in these plans, you must complete the enrollment **process within 31 days of your date of hire.**

**To enroll, you must submit your completed enrollment form to the Benefits Service Center within 31 days of your date of hire or life event.** Effective August 1, 2012 American Water employees will be able to expedite the enrollment process by enrolling online through Employee Self Service and must utilize this site to enroll or change benefit elections as of this date. All other employees without access to Employee Self Service should continue to submit their completed enrollment forms to the Benefits Service Center. **All required documentation must be provided within 30 days following approval of your enrollment request.** If you do not complete your request and send all required documentation within the required timeframe, you will be unable to make changes to your benefits until the next scheduled open enrollment period.

*Effective August 1, 2012 American Water employees must enroll online through Employee Self Service. Those without access to Employee Self Service should return the completed enrollment forms to the Benefits Service Center within 31 days of the date of hire or life event. In addition, all required documentation must be provided within 30 days following approval of your request.*

Your **Benefits Eligibility Date** is the first day of the month following completion of one full month of continuous employment. **Example:** If your start date is January 21, your Benefits Eligibility Date is March 1 and your enrollment request should be returned by February 20.

When you enroll your eligible spouse or same-sex domestic partner and child(ren), you will need to provide their names, gender, birth dates, and Social Security numbers.

You also may be asked to provide proof of eligible spouse or same-sex domestic partner and child(ren) status, including but not limited to:

- A marriage certificate.
- A birth certificate.
- Guardianship/adoption papers.
- College report card or transcript (for Voluntary Life Insurance coverage).
- An Affidavit of Domestic Partnership and related documents that prove domestic partnership, as explained on page 7.

**If you are unable to provide the required documentation within 30 days following approval of your request to enroll or make changes to your election(s), your eligible spouse or same-sex domestic partner, or child(ren) will not be covered.** In addition, you may be required to reimburse American Water for any costs associated with covering an individual who is not an eligible spouse, same-sex domestic partner, or child(ren) and your, as well as your eligible spouse's or same-sex domestic partner's and child(ren)'s coverage may be terminated.

In addition, you will not be able to enroll in a Medical or Dental/Vision Plan, the Health Care and Dependent Care Flexible Spending Accounts, Voluntary Life Insurance, or Dependent Life Insurance until the next Open Enrollment period unless you have a Change in Status or a Special Enrollment Period.

The annual Open Enrollment Period is an important opportunity to review your coverage levels and make changes to meet your benefit needs for the next Plan Year.

**Coverage levels** are defined as:

- You only.
- You + spouse or same-sex domestic partner.
- You + child(ren).
- Family (you + spouse or same-sex domestic partner + child(ren)).

---

## *Changes in Status*

You may enroll in a Plan as an eligible new hire or during the annual Open Enrollment period. However, if you or your family experiences a Change in Status (as described below), you may enroll in or add or drop coverage for yourself, your eligible spouse, same-sex domestic partner, or child(ren) during the Plan Year on account of, and consistent with, the Change in Status.

**You must complete your request for enrollment within 31 days of the event (see “Enrolling for Coverage” on page 9), and all required documentation must be provided within 30 days following approval of your request. If you do not complete your request and send all required documentation within the required timeframe, you will be unable to make changes to your benefits until the next scheduled open enrollment period. Benefit changes are effective on the date of the life event.**

The following events are changes in status:

- Marriage, registration or dissolving of same-sex domestic partnership, death of spouse, divorce, legal separation, or annulment.
- A child qualifies as an eligible child (see “Eligibility” on page 5).
- Birth, adoption, placement for adoption, or death of an eligible child.
- Termination or commencement of employment by you, your eligible spouse, same-sex domestic partner, or child(ren).
- Reduction or increase in hours of employment by you, your eligible spouse, same-sex domestic partner, or child(ren) that results in a change in employment status, including a switch between part-time and full-time, strike or lockout, or taking or returning from an unpaid leave.
- Your eligible child no longer qualifies because of age (for purposes of health insurance).
- Change in residence or worksite of you, your eligible spouse, same-sex domestic partner, or child(ren), if the change results in gain or loss of coverage.
- Your eligible spouse’s or same-sex domestic partner’s employer holds open enrollment at a time other than American Water.
- You become disabled.
- Coverage changes, such as a change in coverage under an eligible spouse's or same-sex domestic partner’s plan.

You can also enroll in or add or drop coverage for your eligible spouse, same-sex domestic partner, or child(ren) during the Plan Year if a judgment, decree, or order resulting from divorce, legal separation, annulment or change in custody requires health coverage for your eligible spouse, same-sex domestic partner, or child(ren), or eligible foster child, or if you or an eligible spouse, same-sex domestic partner, or child(ren) become entitled (or cease to be entitled) to Medicare or Medicaid.

For life insurance, your eligible child no longer qualifies because of age, student status, or marriage.

### ***Special Enrollment Rights***

If you decline enrollment for yourself or your eligible spouse, same-sex domestic partner, or child(ren) because of other health insurance or group health plan coverage, you may be able to enroll yourself and your eligible spouse or same-sex domestic partner and child(ren) in this Plan if you or your eligible spouse, same-sex domestic partner, or child(ren) loses eligibility for that other coverage (or if the employer stops contributing towards your or your eligible spouse's, same-sex domestic partner's, or child(ren)'s other coverage). However, you must enroll within 31 days after your or your eligible spouse's, same-sex domestic partner's, or child(ren)'s other coverage ends (or after the employer stops contributing toward the other coverage).

A newborn child, an adopted child, or a child placed with you for adoption is automatically covered for the first 31 days of life, the date the child was adopted, or the date the child was placed for adoption. **To continue coverage for a newborn beyond 31 days, you must complete your request for enrollment within 31 days of the event (i.e., birth or placement for adoption), and all required documentation must be provided within 30 days following approval of your request. If you do not complete your request and send all required documentation within the required timeframe, you will be unable to make changes to your benefits until the next scheduled open enrollment period. Approved benefits changes are effective on the date of the Life Event.**

In addition, if you have a new eligible spouse or child as a result of marriage, you may be able to enroll yourself and your eligible spouse or child(ren). **However, you must complete your request for enrollment within 31 days of the event (e.g., marriage), and all required documentation must be provided within 30 days following approval of your request. If you do not complete your request and send all required documentation within the required timeframe, you will be unable to make changes to your benefits until the next scheduled open enrollment period. Approved benefits changes are effective on the date of the Life Event.**

To request special enrollment **submit your completed enrollment form to the Benefits Service Center within 31 days of your date of hire or life event.** Effective August 1, 2012 American Water employees will be able to expedite the enrollment process by enrolling online through Employee Self Service and must utilize this site to enroll or change benefit elections as of this date. All other employees without access to Employee Self Service should continue to submit their completed enrollment forms to the Benefits Service Center. To obtain more information, contact the Benefits Service Center.

*Note:* Certain events could result in an immediate loss of eligibility for eligible spouses, same-sex domestic partners, and child(ren): if you get divorced or legally separated; if you terminate your domestic partnership; if your eligible child reaches the maximum age for coverage.

Under the Children's Health Insurance Program Reauthorization Act of 2009 ("CHIP"), employer-sponsored group health plans are required to update their mid-year special enrollment period rules. If you, your eligible spouse, or child is eligible, but not enrolled, for coverage under the Plan (including Medical and Dental/Vision), you are eligible to enroll for coverage if you meet either of the following conditions and you request enrollment with the Plan (including Medical and Dental/Vision) no later than 60 days after the date of the event:

- You or your eligible spouse or child(ren) loses eligibility for Medicaid or CHIP coverage; or
- You or your eligible spouse or child(ren) becomes eligible for premium assistance, with respect to coverage under the Plan (including Medical and Dental/Vision), due to coverage with Medicaid or state child health plan.

To request more information, contact the Benefits Service Center.



---

## *The Medical Plan*

Eligible employees and their eligible spouse or same-sex domestic partner and child(ren) may participate in the PPO Plan.

*The PPO Plan emphasizes both preventive care and protection against the cost of illness and serious injury.*

The PPO Plan is administered by Horizon Blue Cross Blue Shield (Horizon). Horizon has negotiated special rates with in-network health care providers in the plans to offer you competitive health care. To locate participating network providers, call (800) 810-BLUE (2583) or use the Provider Finder at [http://www.horizon-bcbsnj.com/national\\_accounts.html](http://www.horizon-bcbsnj.com/national_accounts.html).

*Note: Eligible Hawaii employees and their eligible spouse and child(ren) may participate in the Hawaii Medical Service Association (HMSA) Medical Plan. The plans administered by Horizon do not apply to Hawaii employees. HMSA medical plan is part of the American Water Group Insurance Plan, the terms of which are incorporated in this Summary Plan Description by reference.*

### **PPO Plan**

With the PPO Plan, you have a choice to make each time you use the Plan: whether to receive care from a doctor, hospital, or health care provider that is part of the plan's network, or from any provider outside the network. You will receive a higher level of coverage (i.e., the Plan will pay a higher percentage of the cost of service) when you receive care through the network and your out-of-pocket costs will be lower compared to receiving care outside of the network.

You do not have to select a primary care doctor to coordinate your care (e.g., when you need specialty services). However, it is always a good idea to maintain a relationship with a doctor who knows you and your medical history and who can help you make the right choices about your care.

### **Listings of Network Providers**

To locate providers that participate in the Horizon network, you can call (800) 810-BLUE (2583) or use the *Provider Finder* at [http://www.horizon-bcbsnj.com/national\\_accounts.html](http://www.horizon-bcbsnj.com/national_accounts.html).

### **Hawaii**

Your medical plan is administered by HMSA. Please contact the Benefits Service Center for information.

*The Preferred Provider  
Organization (PPO) Plan*

## *Snapshot of Your 2012 PPO Plan Coverage*

<b>Plan Feature</b>	<b>In-Network</b>	<b>Out-of-Network</b>
<b>Deductible</b> (single/family)	None	\$200/\$600
<b>Coinsurance – Company</b>	80%	50%
<b>Coinsurance – employee</b>	20%	50%
<b>Out-of-pocket maximum</b> (single/family)	\$2,500/\$5,000, including prescription drug, per calendar year	\$5,000 per person per calendar year
<b>Lifetime maximum benefit</b>	Unlimited	Unlimited
<b>Preventive Care<sup>1</sup></b>		
<b>Routine physical exam</b>	100% annual exam	Not covered
<b>Well baby care</b>	100% up to 6 years of age	Not covered
<b>Immunizations</b>	100%	Not covered
<b>Routine hearing exam</b>	100% annual exam	Not covered
<b>Routine OB/GYN exam</b>	100% annual exam	Not covered
<b>Mammography</b>	100% annual exam	Not covered
<b>Physician and Hospital Services</b>		
<b>Office visits</b> (primary care and specialists)	80%	50% after deductible
<b>Allergy testing and treatment centers</b>	80%	50% after deductible
<b>Diagnostic X-ray and lab</b>	Independent lab: 80%	50% after deductible
	Physician's office: 80%	
<b>Hospital inpatient services</b>	80%	50% after deductible and \$250 copayment per admittance
<b>Outpatient surgery</b>	80%	50% after deductible

<sup>1</sup> For more information on the preventive health benefits, log on to [www.horizonblue.com](http://www.horizonblue.com) and click on National Accounts, then click on Preventive Health Information, located under Health and Wellness.

<b>Plan Feature</b>	<b>In-Network</b>	<b>Out-of-Network</b>
<b>Outpatient preadmission testing</b>	80%	50% after deductible
<b>Ambulance</b> (if medically necessary)	80%	80%
<b>Emergency room</b>	80%	80%
<b>Hospital Alternatives</b>		
<b>Home health care</b>	80% (120-visit maximum per calendar year)	50% after deductible (120-visit maximum per calendar year)
<b>Private duty nursing</b>	80% (70-shift maximum per calendar year)	50% after deductible (70-shift maximum per calendar year)
<b>Skilled nursing facility</b>	80% (120-day maximum per calendar year)	50% after deductible (120-day maximum per calendar year)
<b>Hospice inpatient/outpatient</b>	80%	50% after deductible
<b>Durable medical equipment</b>	80%	50% after deductible
<b>Short-term rehabilitation</b>	80% (60-day maximum per calendar year for acute conditions only)	50% after deductible (60-day maximum per calendar year for acute conditions only)
<b>Mental Health and Chemical Dependency</b>	Treated in same manner as other medical/hospital/surgical benefits	

This chart is only a highlight of the medical option features, and certain limits may apply to some features. Out-of-network benefits may be subject to reasonable and customary (R&C) limits and you may be responsible for out-of-network provider charges in excess of R&C limits in addition to a coinsurance. All maximums are combined for mental health and chemical dependency expenses. Mental health and chemical dependency amounts apply to your out-of-pocket maximum. Official Plan documents govern in the event of any inconsistency between the provisions shown here and in the Plan documents.

---

## *The Preferred Provider Organization Plan*

*The Plan is self-insured by American Water. Horizon provides certain administrative services under the Plan.*

The Preferred Provider Organization (PPO) Plan is self-insured by American Water. A plan is considered to be “self-insured” when a company uses its own funds to pay claims. Horizon provides certain administrative and claim payment services under the Plan but does not guarantee benefit payments. The PPO Plan emphasizes preventive care and protects you from the cost of illness and serious injury while providing you with access to a high level of benefits.

**If you want to receive the advantages of the PPO Plan, you should select a doctor within Horizon's network.** As you may know, Horizon maintains a nationally recognized health care provider network. In fact, most providers and hospitals currently used by our employees are members of the Horizon network. If you cover any college-age children, we anticipate that they will have access to network doctors when they are away at school. To learn which doctors are in the network, call Horizon at (800) 810-BLUE (2583) or use the Provider Finder at [http://www.horizon-bcbsnj.com/national\\_accounts.html](http://www.horizon-bcbsnj.com/national_accounts.html).

You do not have to coordinate your care through a primary care physician (PCP) to receive a high level of benefits. In addition, you do not need to obtain a referral from your PCP in order to see a specialist. However, it's a good idea to see a PCP first to make sure you are getting appropriate care.

If you obtain care from an out-of-network doctor, the Plan may pay a lower level of benefits and some services (such as preventive care services) are not covered at all.

The PPO Plan provides reasonable access to primary care, specialists, and network hospitals. The standard for distance from an employee's home to a provider who is accepting new patients is set forth in the following chart, although the actual distance may be greater in some cases:

	<b>Urban Area</b>	<b>Rural Area</b>
<b>Adult Doctor</b> <i>(includes Family Practice and General Internal Medicine)</i>	3 doctors in 8 miles	2 doctors in 12 miles
<b>Pediatrician</b>	2 doctors in 8 miles	2 doctors in 12 miles
<b>OB/GYN</b>	2 doctors in 8 miles	2 doctors in 12 miles
<b>Hospital</b>	1 hospital within 10 miles	1 hospital within 15 miles

---

## *How the Preferred Provider Organization Plan Works*

With the PPO Plan, you do not need to select a PCP before you receive medical care, nor do you need to obtain referrals to see a specialist. However, when you need care, you should choose a doctor from a “network” of health care providers to receive the highest level of benefits under the Plan.

You can select a network provider from among those listed on Horizon’s website at [http://www.horizon-bcbsnj.com/national\\_accounts.html](http://www.horizon-bcbsnj.com/national_accounts.html) or by calling Horizon at (800) 810-BLUE (2583).

**If you choose a provider in the network**, you receive a higher level of reimbursement for your medical expenses than you would receive if you chose a provider outside the network.

- You do not have to meet an annual deductible if you use an in-network provider.
- Your in-network health care providers file all your claims.
- Your in-network doctor initiates all required precertification.
- You will not experience any reduction in benefits under the “reasonable and customary” rule because health care providers in the network are allowed to charge only the special rates that Horizon has negotiated with them. (See the Glossary for a definition of “reasonable and customary charge.”)

Under the PPO, you may receive care from any provider you choose. If the provider is outside the network:

- You will have to meet an annual deductible;
- Your level of benefits reimbursable will be lower;
- You will have to file your own claims;
- You will need to initiate precertification for inpatient hospitalization and certain outpatient procedures; and
- You will have to pay any expenses in excess of the “reasonable and customary charges” on which Plan payment is based, in addition to the applicable coinsurance amount.

---

## *When You Need a Specialist*

If you need specialized care, you do not need a referral. Remember, in order to receive the highest level of benefits, you must use a specialist who belongs to the network.

If you need medical services or treatment that is not available within the PPO network, your doctor may recommend a specialist who does not belong to the network. In this case, your doctor must obtain precertification from Horizon and you will receive the higher level of benefits.

---

## *Coverage When You Are Traveling*

You should call Horizon Member Services at (800) 355-BLUE (2583) for a list of participating doctors and hospitals to receive the highest level of benefits.

---

## *In Case of Emergency*

*An emergency is a sudden and unexpected life-threatening medical condition that requires immediate medical or surgical care.*

In case of emergency, get the care you need from the nearest health care facility or doctor. A medical emergency is defined as “a sudden and unexpected life-threatening medical condition that requires immediate medical or surgical care in order to prevent death or a severe health crisis.” Examples include convulsions, excessive bleeding, serious burns, and suspected heart attack.

You will be paid at the Plan’s higher benefit level for emergency care – 24 hours a day, 365 days a year – whether you are at home or away. When you need emergency care, it’s important to seek **immediate** care at the nearest appropriate facility.

When a covered person is confined as a full-time inpatient as the result of an **emergency** admission, you, the person’s doctor, or the hospital must call Horizon Member Services to request certification within 48 hours of the start of the confinement. If the call cannot be made within 48 hours, the call must be made as soon as reasonably possible. The 48-hour requirement is extended to 72 hours when the confinement starts on a Friday or Saturday.

---

## *Precertification*

Precertification is an important feature of the PPO Plan. In order for you to receive the highest level of benefits available, **you, the network hospital, or your doctor** must notify Horizon to precertify any hospital admission and certain outpatient surgical procedures, treatments, and tests. The purpose of this process is to review the medical necessity of a procedure and to approve an appropriate length of stay.

If you elect to get care from an out-of-network provider you will have to initiate the precertification process yourself.

Precertification is required for:

- All hospital and skilled nursing/convalescent facility admissions;
- Home health care, hospice care, and skilled nursing care; and
- Inpatient treatment for substance abuse and mental disorders.

Call Horizon for all other procedures.

To request precertification of an admission or procedure, call the precertification telephone number listed on your PPO Plan ID card, or call Horizon Member Services, toll-free, at **(800) 355-BLUE (2583)** to be directed to the Patient Management site for your area.

To request precertification of an out-of-network admission or procedure, just call the precertification telephone number listed on your ID card or Horizon Member Services, toll-free, at **(800) 355-BLUE (2583)**. You should call at least 14 days before any scheduled admission or outpatient procedure, or as soon as you are aware you need medical care. **In case of emergency, you or a family member should contact Horizon Member Services within 48 hours after the admission or procedure.**

When you call, you will speak to a Medical Consultant who will ask you:

- Your name and PPO Plan identification number;
- The relationship of the patient to you;
- The type of surgical procedure or test you need;
- The name and telephone number of your doctor; and
- When the procedure is scheduled.

### **Procedures Which Must Be Precertified**

### **How to Request Precertification for a Medical Procedure or Admission**



The Medical Consultant will review the medical necessity of the proposed inpatient admission, the proposed surgical procedures and treatments, or the proposed inpatient treatment for substance abuse and mental disorders. He or she will compare information about your case with generally accepted medical standards.

For precertification of Mental Health and Substance Abuse admissions, call Magellan at (800) 626-2212.

If the proposed inpatient admission or treatment is medically necessary in accordance with such standards, it will be certified by the Medical Consultant. On the other hand, if other treatment is more appropriate, alternative treatment settings may be suggested. See page 36 for more information regarding precertification.

### **There's a Penalty If You Do Not Precertify**

If you do not call to precertify a hospital admission or any of the procedures or tests listed, you will have to pay a separate \$150 penalty charge, in addition to your applicable coinsurance and/or deductible, before benefits are paid for covered services. This penalty charge will not be applied toward your deductible or your out-of-pocket limit.

### **If Your Hospital Stay Is Longer Than Expected**

If your hospital stay is longer than the approved period, you must notify Horizon Member Services as soon as you are aware your stay must be extended. The Medical Consultant can then work with your doctor to extend the certification of your hospital stay.

---

## ***Your Share of Medical Expenses***

The American Water Medical Plan has been carefully designed to provide quality care and the most value for each dollar spent by you and the Company. Here is how we share the costs of these valuable benefits.

### **Deductibles (out-of-network only)**

A deductible is the amount you must pay before the Plan begins to pay benefits for covered expenses. All deductibles are calculated on an annual basis and must be met every year. Inpatient hospital copayments **do not count** toward meeting the annual deductibles.

- **Single Deductible Limit (per calendar year):** \$200 (out-of-network only; no deductible for in-network).

This calendar year deductible applies to all expenses incurred for out-of-network and for care for your eligible spouse or same-sex domestic partner and child(ren) who live permanently outside the network.

- **Family Deductible Limit (per calendar year) (must be met by expenses of more than one family member):** \$600 (out-of-network only; no deductible for in-network).

This calendar year deductible applies to all expenses incurred for out-of-network and for care for your eligible spouse or same-sex domestic partner and child(ren) who live permanently outside the network.

### Inpatient Hospital Copayment (out-of-network only)

There is a separate \$250 copayment for each confinement in an out-of-network hospital. This is a separate amount you pay for each hospital confinement. The inpatient hospital copayment will be applied only once to each hospital confinement, regardless of cause, which is separated by less than 10 days from another confinement.

Expenses used to meet the inpatient hospital copayment cannot be used to meet any other applicable deductible. Expenses used to meet any other applicable deductible cannot be used to meet the inpatient hospital copayment.

The inpatient hospital copayment is \$250 per confinement (out-of-network only).

However, for a confinement of a well newborn child that starts on the day of birth, the inpatient hospital copayment will not exceed the hospital's actual charge for room and board for the first day of confinement on which the child's coverage is in force. To maintain continuous coverage on the newborn, you must add him or her to the Plan through American Water (see "Enrolling for Coverage" on page 9) as an eligible child within 31 days of birth.

### Coinsurance

After you meet the applicable annual deductible (out-of-network only), you and American Water share the remaining expenses through coinsurance.

If you use **network doctors, hospitals or hospital alternatives**, the Plan generally pays as follows (although there may be other limits, such as limits on the number of treatments or visits):

Plan Pays	You Pay	Up to 2012 Annual Out-of-Pocket Limit (single/family)
80%	20%	\$2,500 / \$5,000 including prescription drug coverage

If you use **out-of-network doctors, hospitals or hospital alternatives**, the Plan generally pays as follows (although there may be other limits, such as limits on the number of treatments or visits):

Plan Pays	You Pay	Up to 2012 Annual Out-of-Pocket Limit (single/family)
50%	50%	\$5,000 per person

Your in-network coinsurance amounts do not count toward your out-of-network deductible and coinsurance limits.

## Out-of-Pocket Limits

There is a limit to your share of medical expenses each calendar year, called the “out-of-pocket” limit. Your coinsurance amounts count toward these out-of-pocket limits and deductibles, and amounts you are required to pay to out-of-network providers in excess of the reasonable and customary charge *do not* count toward out-of-pocket limits and deductibles.

### ■ 2012 Out-of-Pocket Limits (single/family)

- \$2,500 / \$5,000 (in-network)
- \$5,000 per person (out-of-network)

If you reach your out-of-pocket limit during a calendar year, your covered expenses will be paid at 100% for the remainder of that year (in-network) and at 100% of reasonable and customary charges (out-of-network). Your out-of-pocket limit will be reset to \$0 at the beginning of each year.

However, any expense not determined to be a covered expense, and precertification penalties, do not count toward your out-of-pocket limit.

**Note: In-network prescription drug charges will contribute to the in-network out-of-pocket limit.**

## Lifetime Maximum Benefit

## Your Contributions

The PPO Plan provides an unlimited lifetime maximum benefit for you and each covered member of your family.

You pay your share of the cost for your benefits each pay cycle through convenient *pre-tax* payroll deductions. *Pre-tax* means that your contributions are withheld before federal and in most cases, state and local income and FICA (Social Security) taxes are withheld. This reduces your taxable income and the amount of tax you pay. As a result, you have more take-home pay. Because your pre-tax contributions are not subject to FICA taxes, your Social Security benefit at retirement may be slightly reduced if your earnings are under the Social Security Taxable Wage Base (\$110,100 for 2012). However, the loss in future retirement benefits should be more than offset by the current tax savings under the Plan.

---

## *Benefits Payable*

*American Water pays the majority of your benefit costs.*

After any applicable deductible, coinsurance, or copayment amount, the Plan pays benefits subject to the applicable coinsurance and copayment provisions which applies to the type of Covered Medical Expense, except for any different benefit levels described elsewhere in this Summary Plan Description. If an expense is covered as one type of Covered Medical Expense, it cannot be covered as any other type.

---

## ***Benefit Maximums***

All maximums included in this Plan are combined maximums between in-network and out-of-network, where applicable, unless specifically stated otherwise.

The following limitations apply to some of the benefits under the PPO Plan:

- **Private Duty Nursing Care**  
70 shifts per calendar year
- **Home Health Care**  
120 visits per calendar year  
(a “visit” is considered to be four hours or less in duration)
- **Skilled Nursing/Convalescent Facility**  
120 days per calendar year
- **Short-Term Rehabilitation**  
60 days per calendar year
- **Private Room Limit**  
The institution’s semi-private rate

---

## ***Covered Expenses***

### **Inpatient Hospital Care**

*Inpatient admissions must be precertified to qualify for the maximum benefit payable.*

The Plan covers charges made by a hospital for room (semi-private only), board, and other hospital services and supplies for a person who is confined as a full-time inpatient for the treatment of an injury or illness.

The Plan covers charges made by a hospital for services and supplies for a person who is not confined as a full-time inpatient.

### **Skilled Nursing/ Convalescent Facility**

*Precertification of skilled nursing/convalescent facility services is necessary to receive the maximum benefit payable by the Plan.*

The Plan covers charges made by a skilled nursing/convalescent facility for the following services and supplies furnished to a person while confined to convalesce from an illness or injury.

- Room and board. This includes charges for services such as general nursing care made in connection with room occupancy. Charges for daily room and board in a private room over the Private Room Limit are not covered.
- Use of special treatment rooms.
- X-ray and lab work.

- Physical, occupational, or speech therapy.
- Oxygen and other gas therapy.
- Other medical services usually given by a skilled nursing/convalescent facility, excluding private or special nursing, or doctors' services.
- Medical supplies.

The Plan does not cover skilled nursing/convalescent facility charges made for treatment of:

- Drug addiction.
- Chronic brain syndrome.
- Alcoholism.
- Senility.
- Mental retardation.
- Any other mental disorder.

## Home Health Care

*Home health care is limited to 120 visits in a calendar year. Each visit by a nurse or therapist is one visit. Each visit of up to four hours by a home health aide is one visit.*

Home health care expenses are covered if they are precertified and:

- The charge is made by a home health care agency;
- The care is given under a home health care plan; and
- The care is given to a person in his or her home.

Home health care expenses are charges for:

- Part-time or intermittent care by an RN, or by an LPN if an RN is not available.
- Part-time or intermittent home health aide services for patient care.
- Physical, occupational, and speech therapy.
- Expenses covered to the extent they would have been covered under this Plan if the person had been confined in a hospital or skilled nursing/convalescent facility:
  - Medical supplies, drugs, and medicines prescribed by a doctor; and
  - Lab services provided by or for a home health care agency.

The Plan covers a maximum of 120 home health care visits in a calendar year. Each visit by a nurse or therapist is one visit. Each visit of up to four hours by a home health aide is one visit.

**The Plan does not cover charges made for:**

- Services or supplies that are not a part of the home health care plan.
- Services of a person who usually lives with you or is a member of your, your spouse's, or your same-sex domestic partner's family.
- Services of a social worker.
- Transportation.

**Routine Physical Exams**

*The charges made by your doctor for a routine physical exam given to you, your eligible spouse, your eligible same-sex domestic partner, or your eligible child may be included as Covered Medical Expenses.*

Covered Medical Expenses include charges made by your doctor for a routine physical exam given to you, your spouse, your same-sex domestic partner, or your eligible child.

A routine physical exam is a medical exam given by a doctor for a reason other than to diagnose or treat a suspected or identified injury or illness. Included are:

- X-rays and laboratory and other tests given in connection with the exam; and
- Materials for the administration of immunizations for infectious illness and testing for tuberculosis.

To qualify as a covered physical exam, the doctor's exam must include at least:

- A review and written record of the patient's complete medical history;
- A check of all body systems; and
- A review and discussion of the exam results with the patient or the parent or guardian.

For a child age six and over, Covered Medical Expenses do not include charges for more than one exam in a period of 12 consecutive months.

For you or your spouse or same-sex domestic partner, Covered Medical Expenses do not include charges for more than one exam in a period of 12 consecutive months.

**Charges for routine physical exams do not include:**

- Services and supplies furnished by an out-of-network provider.
- Services covered to any extent under any other part of this Plan or any other group plan sponsored by American Water.
- Services to diagnose or treat a suspected or identified injury or illness.
- Exams given to a person confined in a hospital or other facility for medical care.

- Services not given by a doctor or under his or her direction.
- Medicines, drugs, appliances, equipment, or supplies.
- Psychiatric, psychological, personality, or emotional testing or exams.
- Exams in any way related to employment.
- Premarital exams.
- Vision, hearing, or dental exams.
- Doctor's office visits in connection with immunization or testing for tuberculosis.

## Routine Hearing Exams

*The American Water Plan covers a routine hearing exam by a participating provider once every 12 months under the PPO Plan.*

Covered Medical Expenses include charges for an audiometric exam. The services must be performed by a network doctor who is certified as an otolaryngologist or otologist, or by an audiologist who:

- Is legally qualified in audiology or holds a certificate of Clinical Competence in Audiology from the American Speech and Hearing Association in the absence of any applicable licensing requirements; and
- Performs the exam at the written direction of a legally qualified otolaryngologist or otologist.

Covered Medical Expenses will not include charges for more than one hearing exam in a period of 12 consecutive months under the PPO Plan.

### **Charges for routine hearing exams do not include:**

- Ear or hearing exams to diagnose or treat an illness or injury.
- Drugs or medicines.
- Hearing care services or supplies covered to any extent under any other part of this Plan or any other group plan sponsored by American Water.
- Hearing care services or supplies for which benefits are provided under any Workers' Compensation law or any other law of similar purpose, whether benefits are payable for all or only part of the charges.
- Hearing care services or supplies which do not meet professionally accepted standards.
- Services or supplies received while the person is not covered.
- Exams given while the person is confined in a hospital or other facility for medical care.

- Exam required by an employer as a condition of employment, or that an employer is required to provide under a labor agreement or required by law.

- Services or supplies furnished by an out-of-network provider.

## **Routine Pap Smear**

Covered Medical Expenses include charges for one routine Pap smear and related laboratory expenses each calendar year.

## **Routine Mammogram**

Covered Medical Expenses include charges incurred by a female for one routine mammogram each calendar year, in accordance with American Medical Association Guidelines.

## **Benefits Related to Breast Reconstruction**

The Plan provides benefits related to breast reconstruction in compliance with the Women's Health and Cancer Rights Act of 1998. This federal law states that group health plans that provide medical and surgical benefits for mastectomy must provide certain additional benefits related to breast reconstruction.

If you (or a covered eligible spouse, same-sex domestic partner, or child) are receiving mastectomy benefits, you are entitled to coverage for:

- Reconstruction of the breast on which the mastectomy has been performed;
- Surgery and reconstruction of the other breast to produce a symmetrical appearance; and
- Prostheses and treatment for physical complications for all stages of a mastectomy, including lymphedemas (swelling associated with the removal of lymph nodes).

The Plan will determine the manner of coverage in consultation with you and your attending doctor. Coverage for breast reconstruction and related services will be subject to the same annual deductibles and coinsurance provisions that apply for the mastectomy.

## **Voluntary Sterilization**

The charges made by a doctor or hospital for a vasectomy or tubal ligation for voluntary sterilization, even though not incurred in connection with the diagnosis or treatment of an illness or injury, are Covered Medical Expenses. Charges for the reversal of a sterilization procedure are not covered.

## **Annual Gynecological Exam**

Expenses incurred for one routine self-referred gynecological exam per calendar year, performed by a network doctor, will be considered a Covered Medical Expense. The routine gynecological exam, including one Pap smear and related laboratory expenses, is considered Office Care. No coverage is provided if the exam is performed by an out-of-network provider.

*You may visit your network gynecologist once a year for a routine exam.*



## Maternity

*Benefits are payable for pregnancy-related expenses of female employees and female eligible spouse, same-sex domestic partner, or child(ren) on the same basis as for an illness.*

Pregnancy expenses must be incurred while the person is covered under this Plan. If expenses are incurred after the coverage ceases, they will be considered for benefits only if satisfactory evidence is furnished to Horizon that the person has been totally disabled since her coverage terminated.

Any pregnancy benefits payable by previous group health coverage will be subtracted from health benefits payable for the same expenses under this Plan.

Medical care related to pregnancy, childbirth, abortion, or miscarriage includes the hospital delivery and hospital stay for at least 48 hours after a vaginal delivery or 96 hours after a cesarean section, if the attending practitioner determines that inpatient care is medically necessary and appropriate or if requested by the eligible mother notwithstanding medical necessity and appropriateness.

The attending provider, after consulting with the mother, may discharge the mother and newborn earlier than 48 hours following a vaginal delivery or 96 hours following a caesarean section.

## Mouth, Jaws, and Teeth

*The Medical Plan covers certain treatments of the mouth, jaws, and teeth only in the event of injury. Treatment must be of, or related to, the teeth, mouth, jaws, jaw joints, or supporting tissues (these include bones, muscles, and nerves).*

The Medical Plan will cover certain dental expenses, but only in the event of injury. Charges for root canal therapy; routine tooth removal (which does not involve cutting of the bone); and in-mouth appliances, crowns, bridgework, dentures, tooth restorations, and any related fitting or adjustment services (whether or not their purpose is to relieve pain) are covered if they are required as the result of injury to the mouth, jaw, or teeth.

The Medical Plan does not cover charges to remove, repair, replace, restore, or reposition teeth which are lost or damaged in the course of biting or chewing. Charges to repair, replace, or restore fillings, crowns, dentures, or bridgework are not covered by the Medical Plan. Non-surgical periodontal treatment is excluded, as are charges for dental cleaning; in-mouth scaling, planing, or scraping; and myofunctional therapy (muscle training therapy to correct or control harmful habits).

The following services and supplies furnished for the treatment of the mouth, jaws, jaw joints, teeth, and supporting tissues (including bones, muscles, and nerves) are Covered Medical Expenses and not part of the Dental Plan. For these expenses, “doctor” includes a dentist.

- Surgery needed to treat a fracture, dislocation, or wound or to cut out teeth partly or completely impacted in the jawbone. Covered surgery may cut out teeth that will not erupt through the gum, as well as other teeth that cannot be removed without cutting into bone.

- Also covered are surgeries that cut out the roots of a tooth without removing the entire tooth, as well as removing cysts, tumors, or other diseased tissues while cutting into the gums and tissues of the mouth. This is covered only when not done in connection with the removal, replacement, or repair of teeth. Covered surgery may also alter the jaw, jaw joints, or bite relationships by a cutting procedure when appliance therapy alone cannot result in functional improvement.
- Non-surgical treatment of infections or illnesses of the mouth, jaws, jaw joints, and supporting tissues (including bones, muscles, and nerves). This does not include those of, or related to, the teeth.
- Dental work, surgery, and orthodontic treatment needed to remove, repair, replace, restore, or reposition natural teeth damaged, lost, or removed, and other body tissues of the mouth fractured or cut due to injury. The accident causing the injury must occur while the person is covered under the Medical Plan.

Any such teeth must have been free from decay or in good repair and firmly attached to the jawbone at the time of the injury.

If crowns (caps), dentures (false teeth), bridgework, or in-mouth appliances are installed due to such injury, Covered Medical Expenses include only charges for the following:

- The first denture or fixed bridgework to replace lost teeth;
- The first crown needed to repair each damaged tooth; and
- An in-mouth appliance used in the first course of orthodontic treatment after the injury.

Except as provided for injury, the Medical Plan does not cover charges for in-mouth appliances, crowns, bridgework, dentures, tooth restorations, or any related fitting or adjustment services, whether or not the purpose of such services or supplies is to relieve pain. In addition, the Medical Plan does not cover root canal therapy or routine tooth removal (not needing cutting of the bone).

## Skilled Nursing Care

*Coverage for private duty nursing is limited to 70 shifts per calendar year. Each period of private duty nursing of up to eight hours will be considered one private duty nursing shift.*

Facility charges for bed and board, including diets, drugs, medicines and dressings and general nursing service in a Skilled Nursing Facility. Benefits are available for 120 days of care during any one benefit period.

Home Health Agency care services and supplies are covered only if furnished by providers on a part-time or intermittent basis, except when full-time or 24-hour service is needed on a short-term basis.

The home health care plan must be established in writing by the patient's practitioner within 14 days after home health care starts and it must be reviewed by the patient's practitioner at least once every 60 days.

## Hospice Care

*The Plan covers inpatient or outpatient hospice care for an individual who has been diagnosed as having six months or less to live.*

*Inpatient hospice care must be precertified to be covered at the highest level payable by the Plan.*

No prior inpatient admission is required.

Each visit by a home health aid, nurse, or other provider whose services are authorized under the home health care plan can last up to four hours. This does not include:

- Services furnished to family members, other than the patient; or
- Services and supplies not included in the home health care plan.

Charges made for the following inpatient services furnished to a person for hospice care when given as a part of a Hospice Care Program are included as Covered Medical Expenses, provided pre-certification is received.

### **Inpatient Care**

Room and board and other services and supplies furnished to a full-time inpatient for pain control and other acute and chronic symptom management.

Charges for daily room and board in a semi-private room over the Private Room Limit are not included.

### **Facility and Doctor Expenses**

*The Plan covers charges made on its own behalf by a:*

- Hospice Care Facility;
- Hospital;
- Skilled Nursing/Convalescent Facility; or
- Doctor.

### **Outpatient Care**

The Plan covers charges made by a Hospice Care Agency for the following outpatient services and supplies (if precertified).

- Part-time or intermittent nursing care by an RN or LPN for up to eight hours per day.
- Medical social services under the direction of a doctor, including:
  - Assessment of the person's social, emotional, and medical needs, and the home and family situation;
  - Identification of available community resources; and
  - Assisting the person to obtain resources needed to meet the person's assessed needs.
- Psychological and dietary counseling.
- Consultation or case management services by a doctor.
- Physical and occupational therapy.

- Part-time or intermittent home health aide services (consisting mainly of caring for the person) for up to eight hours per day.
- Medical supplies, drugs, and medicines prescribed by a doctor.

Charges made by the providers below for Outpatient Care, but only if the provider is not an employee of a Hospice Care Agency and the agency retains responsibility for the care of the person:

- A doctor for consultant or case management services.
- A physical or occupational therapist.
- A Home Health Care Agency for:
  - Physical or occupational therapy.
  - Part-time or intermittent home health aide services consisting mainly of caring for the person for up to eight hours per day.
  - Medical supplies, drugs, and medicines prescribed by a doctor.
  - Psychological and dietary counseling.

**Charges for the following services are not included:**

- Bereavement counseling.
- Funeral arrangements.
- Pastoral counseling.
- Financial or legal counseling, including estate planning or the drafting of a will.
- Homemaker or caretaker services. These are services which are not solely related to care of the person, including sitter or companion services for either the person who is ill or to other members of the family, transportation, housecleaning, and maintenance of the house.
- Respite care. This is care furnished during a period of time when the person's family or usual caretaker is unable or unwilling to attend to the person's needs.

## **Short-Term Rehabilitation**

Charges made by a doctor or a licensed or certified physical, occupational, or speech therapist for Short-Term Rehabilitation services to treat acute conditions are Covered Medical Expenses.

Short-Term Rehabilitation services consist of the following services furnished to a person who is not confined as an inpatient in a hospital or other facility for medical care:

- Physical therapy;
- Occupational therapy; or
- Speech therapy.

*Short-Term Rehabilitation is therapy which is expected to result in the improvement of a body function (including the restoration of the level of an existing speech function) which has been lost or impaired due to an injury, an illness, or a congenital defect.*

*You and your covered eligible spouse or same-sex domestic partner and child(ren) are covered for a maximum of 60 days of Short-Term Rehabilitation services during a calendar year, as long as the treatment is certified by Horizon.*

## Emergency Care

*In the event of a medical emergency, the Plan covers treatment in a hospital emergency room.*

This therapy shall be expected to result in significant improvement of the person's condition within 60 days from the date the therapy begins.

Charges for Short-Term Rehabilitation services are covered for a maximum of 60 days per calendar year, as long as the treatment is precertified.

### **The following services are not covered as Short-Term Rehabilitation services:**

- Services covered to any extent under any other part of this Plan or any other group plan sponsored by American Water.
- Services received while the person is confined in a hospital or other facility for medical care.
- Services not performed by a doctor or not under his or her direct supervision.
- Services rendered by a physical, occupational, or speech therapist who lives in the person's home, or who is a part of the family of either the person or the person's spouse or same-sex domestic partner.
- Services rendered for the treatment of delays in speech development, unless resulting from:
  - Illness;
  - Injury; or
  - Congenital defect.
- Special education, including lessons in sign language, to instruct a person whose ability to speak has been lost or impaired, to function without that ability.
- Any services not provided in accordance with a specific treatment plan that:
  - Details the treatment to be rendered and the frequency and duration of the treatment.
  - Provides for ongoing reviews and is renewed only if therapy is still necessary.

If emergency care is received in a hospital emergency room while a person is not a full-time inpatient, the hospital's charges will be Covered Medical Expenses and paid at the appropriate copayment/coinsurance.

"Emergency care" means the first treatment given in a hospital emergency room right after the sudden and (at that time) unexpected onset of a change in a person's physical or mental condition that requires hospital level care because:

- The care could not safely and adequately have been provided other than in a hospital or adequate care was not available elsewhere in the area at the time and place it was needed; and
- If the hospital level care were not given, the emergency described above could, as determined by Horizon, reasonably be expected to result in:
  - Loss of life or limb;
  - Significant impairment to bodily function; or
  - Permanent dysfunction of a body part.

### **Non-Emergency Care in an Emergency Room**

If non-emergency treatment is received in a hospital emergency room while a person is not a full-time inpatient, benefits will be denied.

### **Other Covered Medical Expenses**

Other Covered Medical Expenses include:

- Doctor's charges.
- Diagnostic lab work and X-rays.
- X-ray, radium, and radioactive isotope therapy.
- Anesthetics and oxygen.
- Rental of durable medical or surgical equipment. Not included are charges for more than one item of equipment for the same or similar purpose.
  - “Durable Medical and Surgical Equipment” is equipment made to withstand prolonged use and used mainly in the treatment of an illness or injury. It must be suited for use in the home, not normally of use to persons without an illness or injury, and not used to alter quality or temperature, or for exercise or training.
- The purchase, repair, or replacement of durable medical and surgical equipment and accessories needed to operate it.
  - The initial purchase is covered only if Horizon agrees that long-term use is planned and the equipment cannot be rented, or it is likely to cost less to buy it than to rent it.
  - Replacement is covered only if Horizon agrees that it is needed because of a change in the person's physical condition, or it is likely to cost less to buy a replacement than to repair the existing equipment or to rent similar equipment.
- Artificial limbs and eyes. However, eyeglasses, hearing aids, orthopedic shoes, or other devices to support the feet are not included.
- Professional ambulance service to transport a person from the place of the injury or onset of illness to the first hospital where treatment is given.

---

## ***Pre-Existing Conditions***

Pre-existing conditions do not apply under this Horizon Plan.

---

## ***Certification for Hospital Admissions (including hospitalizations for alcoholism, drug abuse, or mental disorders)***

*Inpatient hospital confinements must be precertified to qualify for the highest level of benefits paid by the Plan. If precertification is not obtained, benefits will be reduced or denied.*

Inpatient hospital confinements must be precertified to qualify for the highest level of benefits paid by the Plan. Covered Medical Expenses incurred on any day not certified during the confinement will be paid as shown below if:

- You become confined in a hospital as a full-time inpatient;
- It has not been certified that the confinement (or any day of the confinement) is necessary; and
- The confinement has not been ordered and prescribed by your doctor.

### **Hospital Expenses Incurred During the Confinement**

If certification has been requested and denied for part of the confinement, no benefits will be paid for Hospital Expenses incurred for room and board for that day(s). Benefits for all other Hospital Expenses will be paid at the appropriate copayment/coinsurance.

If certification has not been obtained, you will have to pay a \$150 penalty charge before benefits are paid for covered services.

Benefits for expenses in excess of the Excluded Amount will be paid at the appropriate copayment/coinsurance.

If certification has not been requested and the confinement (or any day of the confinement) is necessary, Hospital Expenses up to the Excluded Amount will not be deemed to be Covered Medical Expenses. Benefits for all other Hospital Expenses will be payable at the appropriate copayment/coinsurance.



### Other Covered Medical Expenses

*Call the precertification number on your ID card or Horizon Member Services at (800) 355-BLUE (2583) to obtain certification of a hospital inpatient admission. Written notice of the number of days certified will be sent promptly to the hospital. A copy will be sent to you and the doctor.*

Benefits will be paid at the appropriate copayment/coinsurance.

Whether or not a day of confinement is certified, no benefit will be paid for expenses incurred on any day of confinement as a full-time inpatient if excluded by any other terms of this Plan, except that if certification has been given for a day of confinement, excluding services and supplies because they are not necessary will not be applied to expenses for hospital room and board.

In the event of an **urgent** admission, you, the person's doctor, or the hospital must call Horizon Member Services for certification before the person is confined as a full-time inpatient.

An urgent admission is one required as the result of an injury caused by an accident; the diagnosis of an illness; or the onset of, or change in, an illness. The person's condition does not require emergency medical care, but is severe enough to require confinement in a hospital within two weeks of the date the doctor determines that confinement is required.

A "non-urgent admission" is one which is not an emergency admission or an urgent admission.

When a covered person is confined as a full-time inpatient as the result of an **emergency** admission, you, the person's doctor, or the hospital must call Horizon Member Services to request certification within 48 hours of the start of the confinement. If the call cannot be made within 48 hours, the call must be made as soon as reasonably possible. The 48-hour requirement is extended to 72 hours when the confinement starts on a Friday or Saturday.

An admission is considered to be an **emergency** when the doctor admits the person to the hospital right after the sudden and (at that time) unexpected onset of a change in the person's physical or mental condition which could be life-threatening or result in significant impairment or permanent dysfunction if the person is not immediately confined as a full-time hospital inpatient.

If, in your doctor's opinion, it is necessary for you to be confined for a longer time than already certified, you, the doctor, or the hospital may request that more days be certified by calling the precertification number on your ID card or Horizon Member Services at **(800) 355-BLUE (2583)**. This must be done on or before the last day that has already been certified.

Written notice of the number of days certified will be sent promptly to the hospital. A copy will be sent to you and the doctor.



---

## ***Certification for Skilled Nursing/Convalescent Facility Care, Home Health Care, and Hospice Care***

*Precertification is required for confinements in a Skilled Nursing/Convalescent Facility or hospice, and for home health care and outpatient hospice care. If precertification is not obtained, benefits may be reduced.*

Covered Medical Expenses will be paid as shown below if incurred:

- While a person is confined in a Skilled Nursing/Convalescent Facility or hospice; or
- For services or supplies for home health care, hospice care, or skilled nursing care when a person is not confined as an inpatient; and
- It has been certified that such confinement or care is necessary; and
- The confinement or care has been ordered and prescribed by your doctor.

### **Facility Expenses**

If certification has been requested and denied, no benefits will be paid for Skilled Nursing/Convalescent Facility expenses or Hospice Care Facility expenses incurred for room and board. Benefits for all other Skilled Nursing/Convalescent Facility expenses or Hospice Care Facility expenses incurred during the confinement will be paid at the appropriate copayment/coinsurance.

If certification has not been requested and the confinement (or any day of the confinement) is not necessary, no benefits will be paid for Skilled Nursing/Convalescent Facility expenses or Hospice Care Facility expenses incurred for room and board. For all other Skilled Nursing/Convalescent Facility expenses or Hospice Care Facility expenses incurred during the confinement:

- Expenses up to the Excluded Amount will not be deemed to be Covered Medical Expenses.
- Benefits for all other such expenses will be paid at the appropriate copayment/coinsurance.

If certification has not been requested and the confinement (or any day of the confinement) is necessary, Skilled Nursing/Convalescent Facility expenses or Hospice Care Facility expenses incurred during the confinement, up to the Excluded Amount, will not be deemed to be Covered Medical Expenses. Benefits for all other such expenses incurred during the confinement will be paid at the appropriate copayment/coinsurance. As to all other Covered Medical Expenses incurred during the confinement, benefits will be paid at the appropriate copayment/coinsurance.

## Expenses for Services or Supplies

*To get certification you must call the precertification number on your ID card or Horizon Member Services at (800) 355-BLUE (2583). Such certification must be obtained before an expense is incurred. Prompt written notice will be provided to you of the days of confinement and services or supplies which have been certified.*

If certification for a service or supply has been requested and denied, or if certification has not been requested and the service or supply is not necessary, no benefits will be paid for the denied or unnecessary service or supply.

If certification has not been requested for a service or supply and the service or supply is necessary, benefits for the necessary service or supply will be paid as follows:

- Expenses incurred for the service or supply, up to the Excluded Amount, will not be deemed to be Covered Medical Expenses.
- Benefits for all other Covered Medical Expenses incurred for the service or supply will be paid at the appropriate copayment/coinsurance.

Whether or not a day of confinement or a service or supply has been certified, no benefit will be paid if the charges for the confinement or service or supply are excluded by any other terms of this Plan, except that, to the extent a day of confinement has been certified, excluding services and supplies because they are not necessary will not apply to:

- Skilled Nursing/Convalescent Facility expenses for room and board.
- Hospice Care Facility expenses for room and board.

To the extent that such service or supply has been certified for home health care, hospice care, or skilled nursing care, excluding services or supplies because they are not necessary will not apply to the service or supply.

If a person's doctor believes that the person needs more days of confinement or services or supplies beyond those which have been already certified, a call must be made to the precertification number on your ID card or Horizon Member Services at **(800) 355-BLUE (2583)** to certify more days of confinement or services or supplies.

Prompt written notice will be provided to you of the days of confinement and services or supplies which have been certified.

If services and supplies for hospice care have been certified and the person later requires hospital confinement for pain control or acute symptom management, any other certification requirement in this Plan will be waived for any such day of hospital confinement.

---

## *Certification for Certain Procedures and Treatments*

Certification for certain procedures and treatments is required:

- Before the procedure is performed; or
- Before the treatment starts, unless the procedure or treatment has been ordered and prescribed by your doctor.

Covered Medical Expenses for procedures or treatments (whether performed on an inpatient or outpatient basis) will be payable as follows:

- If the procedure or treatment is not necessary, no benefits will be payable whether or not certification has been requested.
- If certification has been requested and the procedure or treatment is necessary, benefits will be payable at the appropriate copayment/coinsurance.
- If certification has not been requested and the procedure or treatment is necessary, expenses up to the Excluded Amount will not be considered to be Covered Medical Expenses. Benefits for Covered Medical Expenses in excess of the Excluded Amount will be payable at the appropriate copayment/coinsurance.

*Certification for certain procedures and treatment is required when they are performed on either an inpatient or outpatient basis.*

Certain procedures or treatments require precertification before they are performed, regardless of whether done on an inpatient or outpatient basis. Call Horizon to determine if your procedure requires precertification.

You or the provider performing the procedure or treatment must call the precertification number on your ID card or Horizon Member Services at (800) 355-BLUE (2583) to request certification.

If the procedure or treatment is performed due to an emergency condition, the call must be made:

- Before the procedure or treatment is performed; or
- Not later than 48 hours after the procedure or treatment is performed, unless the call cannot be made within that time. In that case, the call must be made as soon as it is reasonably possible. In the event the procedure or treatment is performed on a Friday or Saturday, the 48-hour requirement will be extended to 72 hours.

If the procedure or treatment is performed for any condition other than an emergency condition, the call must be made at least 14 days before the date of the procedure or the date treatment begins. If it is not possible to make the call during the specified time, it must be made as soon as reasonably possible before the date of the procedure or the date treatment begins.

Written notice of the certification decision will be sent promptly to you and the provider performing the procedure or treatment. This decision will be valid for 60 days from the date you receive the notice. If the procedure or treatment is to be performed after this 60-day period, certification must again be requested, as described above.

---

## ***Submitting Claims***

*You should file your claim(s) during the calendar year in which the service or treatment was provided.*

---

All claims must be filed within two years from the date of the incurred expense. Your claims must be in writing and you must give proof of the nature and extent of the expense. You may obtain Medical Plan Benefits Request forms from the Benefits Service Center, directly from Horizon's website ([http://www.horizon-bcbsnj.com/national\\_accounts.html](http://www.horizon-bcbsnj.com/national_accounts.html)), or by contacting Horizon Member Services at (800) 355-BLUE (2583).

---

## ***How Your Benefits Are Paid***

American Water has contracted with Horizon to assist in administering benefits under the PPO Plan as the Claims Administrator. Your claims will be paid as soon as Horizon receives the necessary written proof supporting your claim. In order to speed claims processing, Horizon will pay medical benefits directly to the provider unless you specify that you want the benefits paid to you. If you are a minor or otherwise legally unable to give a valid release, Horizon may make payment to any of your relatives whom it determines to be fairly entitled to the payment.

You should never pay a provider directly until you receive an Explanation of Benefits (EOB).

---

## *Filing Medical Claims*

*When you use a network provider, you will not have to complete a Medical Plan Benefits Request form. The network provider will handle all claim filing for you.*

Fast processing of your out-of-network claim depends on complete, accurate information on your National Account Health Insurance Claim Form (available online at [http://www.horizon-bcbsnj.com/national\\_accounts.html](http://www.horizon-bcbsnj.com/national_accounts.html)). When filing a claim, please remember to:

- Complete all applicable sections of your Benefits Request form. Any unanswered questions will cause delay in processing your claim.
- Include your PPO Plan identification number on all claims, including claims for your eligible spouse or same-sex domestic partner and child(ren), and be sure to sign the form.
- Attach the itemized bill to the form. An itemized bill must be submitted within 24 months of incurring the expense and include the following information:
  - The patient’s full name;
  - The patient’s relationship to you;
  - The date the service was provided;
  - The name of the health care professional providing the service;
  - The provider’s taxpayer identification number;
  - The type of service provided;
  - The nature of the illness or injury; and
  - The charges for the service or treatment (multiple expenses should be itemized).

If any of this information is missing, write it on the bill yourself and sign your name. Your health care provider should complete the doctor/supplier section of the claim form if he or she has not given you an itemized statement.

If you have other group coverage (or Medicare coverage) that pays benefits before the American Water Plan, you will need to provide Horizon with a copy of the other carrier’s Explanation of Benefits (EOB) reflecting the benefits paid under the other coverage for the expenses being submitted for payment to this Plan.

Once you have completed the Medical Plan Benefits Request form and attached the itemized bills, send everything to:

**Horizon Blue Cross Blue Shield of New Jersey**  
**P.O. Box 1219**  
**Newark, NJ 07101-1219**

If you have any questions about the status of your claim, call Horizon Member Services at **(800) 355-BLUE (2583)**.

*General Provisions of the  
PPO Plan*

---

## *General Provisions of the PPO Plan*

**This section describes General Exclusions that apply under the Horizon PPO Plan.**

**Coverage is not provided for the following charges:**

- Those for services and supplies not necessary, as determined by Horizon, for the diagnosis, care, or treatment of the illness or injury involved.
- Those for treatment, care, or services that are recommended and approved by your physician but are not medically necessary and appropriate.
- Those for care, treatment, services, or supplies that are not prescribed, recommended, and approved by your attending doctor or dentist.
- Those for, or in connection with, services or supplies that are, as determined by Horizon, considered to be experimental or investigational. A drug, device, procedure, or treatment will be determined to be experimental or investigational if:
  - There are insufficient outcomes data available from controlled clinical trials published in the peer reviewed literature to substantiate its safety and effectiveness for the illness or injury involved;
  - Required by the FDA, approval has not been granted for marketing;
  - A recognized national medical or dental society or regulatory agency has determined, in writing, that it is experimental, investigational, or for research purposes; or
  - The written protocol or protocols used by the treating facility or the protocol or protocols of any other facility studying substantially the same drug, device, procedure, or treatment or the written informed consent used by the treating facility studying the same drug, device, procedure, or treatment states that it is experimental, investigational, or for research purposes.

However, this exclusion will not apply with respect to services or supplies (other than drugs) received in connection with an illness, if Horizon determines that:

- The illness can be expected to cause death within one year, in the absence of effective treatment; and
- The care or treatment is effective for that illness or shows promise of being effective for that illness as demonstrated by scientific data. In making this determination Horizon will take into account the results of a review by a panel of independent medical professionals. They will be selected by Horizon. This panel will include professionals who treat the type of illness involved.

Also, if Horizon determines that available scientific evidence demonstrates that the drug is effective or shows promise of being effective for the illness, this exclusion will not apply with respect to drugs that:

- Have been granted approval as an investigational new drug with treatment status; or
  - Have been granted approval as an investigational new drug with cancer treatment status.
- Those for or related to services, treatment, education, testing, or training related to learning disabilities or developmental delays.
  - Those for care furnished mainly to provide a surrounding free from exposure that can worsen the person's illness or injury.
  - Those for, or related to, the following types of treatment:
    - Primal therapy
    - Rolfing.
    - Psychodrama.
    - Megavitamin therapy.
    - Bioenergetic therapy.
    - Vision perception training.
    - Carbon dioxide therapy.
  - Those for treatment of covered health care providers who specialize in the mental health care field and who receive treatment as a part of their training in that field.
  - Those for services of a resident doctor or intern rendered in that capacity.
  - Those to the extent they are not reasonable charges, as determined by Horizon.



- Those that are made only because there is health coverage.
- Those that a covered person is not legally obliged to pay.
- Those, as determined by Horizon to be for custodial care.
- Those for services and supplies:
  - Furnished, paid for, or for which benefits are provided or required by reason of the past or present service of any person in the armed forces of a government.
  - Furnished, paid for, or for which benefits are provided or required under any law of a government. (This does not include a plan established by a government for its own employees or their eligible spouses, same-sex domestic partners, or child(ren) or Medicaid.)
- Those for or related to any eye surgery mainly to correct refractive errors.
- Those for education, special education, or job training, whether or not given in a facility that also provides medical or psychiatric treatment.
- Those for plastic surgery, reconstructive surgery, cosmetic surgery, or other services and supplies that improve, alter, or enhance appearance, whether or not for psychological or emotional reasons, except to the extent needed to:
  - Improve the function of a part of the body that is not a tooth or structure that supports the teeth;
  - Repair a malformation as a result of a severe birth defect (this includes harelip or webbed fingers or toes), or a direct result of surgery performed to treat an illness or injury; or
  - Repair an injury that occurs while the person is covered under this Plan.
- Those that are for therapy or for supplies or for counseling for sexual dysfunctions or inadequacies that do not have a physiological or organic basis.
- Those for or related to sex change surgery or to any treatment of gender identity disorders.
- Those for or related to artificial insemination, in vitro fertilization, or embryo transfer procedures.
- Those for the reversal of a sterilization procedure.
- Those for routine physical exams, routine vision exams, routine hearing exams, routine dental exams, immunizations, or other preventive services and supplies, except as otherwise stated in this document.

- Those for or in connection with marriage, family, child, career, social adjustment, pastoral, or financial counseling.
- Those for acupuncture therapy. Not excluded is acupuncture when it is:
  - Performed by a doctor; and
  - As a form of anesthesia in connection with surgery that is covered under this Plan.
- Those for or in connection with speech therapy. This exclusion does not apply to charges for speech therapy that is expected to restore speech to a person who has lost existing speech function (the ability to express thoughts, speak words, and form sentences) as the result of an illness or injury.

Any exclusion above will not apply to the extent that:

- Coverage is specifically provided by name in this Summary Plan Description; or
- Coverage of the charges is required under any law that applies to the coverage.

These excluded charges will not be used when calculating benefits.

The law of the jurisdiction where a person lives when a claim occurs may prohibit some benefits. If so, they will not be paid.

Any charge for a service or supply furnished by a network provider in excess of such provider's Negotiated Charge for that service or supply will not be a covered expense under the Plan. This rule will not apply to any service or supply for which a benefit is provided under Medicare before the benefits of the group contract are paid.

---

## ***Coordination of Your Benefits With Other Plans, Not Including Medicare***

*If you have other group coverage, the benefits from those plans will be taken into account when you have a claim.*

Today, it is common for individual members of a family to be eligible for benefits under more than one group medical or dental plan. In such situations the benefits of the various plans are “coordinated” to determine how covered expense will be paid by your American Water Plan and the other plans. This may mean a reduction in benefits under this Plan. The combined benefits will not be more than the expenses recognized under these American Water Plans.

“Other plans” means:

- Any group medical or dental plan for which an employer pays all or part of the costs or makes payroll deductions;
- Any plan that you purchase through a group such as AARP; or
- Any government program, coverage required or provided by any law, or vehicle insurance (uninsured/underinsured motorist and casualty/liability).

If the American Water Plan is determined to be the primary plan (the plan that pays its benefits first), it will pay its regular benefits in full without regard to any payment that may be made under any other plan.

If the American Water Plan is determined to be the secondary plan (the plan that pays its benefits after the primary plan pays benefits), it will pay a reduced amount of benefits that will in no event cause the total benefit from all plans to exceed the benefit that would have been paid by the American Water Plan if it had been the primary plan. However, if benefits under the primary plan are reduced because a covered person does not comply with the plan provisions (such as penalties resulting from the failure to comply with cost management provisions of the plan), the amount of the reduction will not be considered for payment under the American Water Plan.

For example, if you have coverage under the PPO Plan and the primary plan pays 70% of eligible charges to an in-network provider, the American Water Plan will pay an additional 10% of covered charges for a total benefit equal to 80% of covered charges, which is the benefit the American Water Plan would have paid as the primary plan.

When other coverage exists in addition to your American Water coverage, the following rules will be used to determine which medical or dental plan is primary and pays first, and which medical or dental plan is secondary and pays second:

- A plan with no rules for coordination with other benefits will pay its benefits before a plan which contains such rules.
- A plan that covers a person as an employee pays before the plan that covers the person as an eligible spouse, same-sex domestic partner or child. However, there may be situations where the person is a Medicare beneficiary and not working and has a working spouse or same-sex domestic partner. In such a situation,
  - The spouse’s or same-sex domestic partner’s plan which covers the person as an eligible spouse or eligible same-sex domestic partner pays first;
  - Medicare pays second; and
  - The plan covering the person as an employee pays third.

- Except in the case of an eligible child whose parents are divorced or separated, the plan which covers the person as an eligible spouse, same-sex domestic partner or child of a person whose birthday comes first in a calendar year will be primary to the plan which covers the person as an eligible spouse, same-sex domestic partner or child of a person whose birthday comes later in that calendar year. If both parents have the same birthday, the benefits of a plan which covered one parent longer are determined before those of a plan which covered the other parent for a shorter period of time.
- If the other plan does not have the rule described in the above provision and, as a result, the plans do not agree on the order of benefits, the rule in the other plan will determine the order of benefits.
- In the case of an eligible child whose parents are divorced or separated:
  - If there is a court decree which states that the parents shall share joint custody of an eligible child, without stating that one of the parents is responsible for the health care expenses of the child, the order of benefit determination rules specified in the above provision will apply.
  - If there is a court decree which makes one parent financially responsible for the medical, dental, or other health care expenses of such child, the benefits of a plan which covers the child as an eligible child of such parent will be determined before the benefits of any other plan which covers the child as an eligible child.
  - If there is not such a court decree:

If the parent with custody of the child has not remarried, the benefits of a plan which covers the child as an eligible child of the parent with custody of the child will be determined before the benefits of a plan which covers the child as an eligible child of the parent without custody.

If the parent with custody of the child has remarried, the benefits of a plan which covers the child as an eligible child of the parent with custody shall be determined before the benefits of a plan which covers that child as an eligible child of the stepparent. The benefits of a plan which covers that child as an eligible child of the stepparent will be determined before the benefits of a plan which covers that child as an eligible child of the parent without custody.

- If the above rules do not establish an order of payment, the plan under which the person has been covered for the longest will be deemed to pay its benefits first, except that the benefits of a plan which covers the person as:
  - A laid-off or retired employee; or
  - The eligible spouse, same-sex domestic partner or child of such person, shall be determined **after** the benefits of any other plan which covers such person as:
    - An employee who is not laid-off or retired, or
    - An eligible spouse, same-sex domestic partner or child of such person.
- If the other plan does not have a provision regarding laid-off or retired employees and, as a result, each plan determines its benefits after the other, then the previous paragraph will not apply.
- The benefits of a plan which covers the person under a right of continuation pursuant to federal or state law shall be determined after the benefits of any other plan which covers the person other than under such right of continuation.
- If the other plan does not have a provision regarding right of continuation pursuant to federal or state law, and as a result, each plan determines its benefits after the other, then the above paragraph will not apply.

Horizon has the right to release or obtain any information and to make or recover any payment it considers necessary in order to administer this provision.

When this provision operates to reduce the total amount of benefits otherwise payable to you under this Plan during a calendar year, each benefit that would be payable in the absence of this provision will be reduced proportionately. Such reduced amount will be charged against any applicable benefit limit of your American Water Plan.

---

### *Automobile Personal Injury Protection (PIP)*

If you are injured in an automobile accident and become eligible for benefits under the personal injury protection (PIP) provision of an automobile insurance policy, benefits under the American Water Medical Plan are payable after the automobile insurance policy benefits have been paid, even if you have designated the American Water Medical Plan as primary to your automobile insurance coverage in exchange for reduced automobile insurance premiums.

---

## ***Third Party Liability and Subrogation***

### **General Principle**

When you or your eligible spouse, same-sex domestic partner, or child(ren) receive benefits under the Plan which are related to medical expenses that are also payable under Workers' Compensation, any statute, any uninsured or underinsured motorist program, any no fault or school insurance program, any other insurance policy or any other plan of benefits, or when related medical expenses that arise through an act or omission of another person are paid by a third party, whether through legal action, settlement or for any other reason, you or your eligible spouse, same-sex domestic partner, or child(ren) shall reimburse the Plan for the related benefits received out of any funds or monies you or your eligible spouse, same-sex domestic partner, or child(ren) recovers from any third party.

### **Specific Requirements and Plan Rights**

Because the Plan is entitled to reimbursement, the Plan shall be fully subrogated to any and all rights, recovery, or causes of actions or claims that you or your eligible spouse, same-sex domestic partner, or child(ren) may have against any third party. The Plan is granted a specific and first right of reimbursement from any payment, amount, or recovery from a third party. This right to reimbursement is regardless of the manner in which the recovery is structured or worded, and even if you or your eligible spouse, same-sex domestic partner, or child(ren) has not been paid or fully reimbursed for all of their damages or expenses.

The Plan's share of the recovery shall not be reduced because the full damages or expenses claimed have not been reimbursed, unless the Plan agrees in writing to such reduction. Further, the Plan's right to subrogation or reimbursement will not be affected or reduced by the "make whole" doctrine, the "fund" doctrine, the "common fund" doctrine, comparative/contributory negligence, "collateral source" rule, "attorney's fund" doctrine, regulatory diligence, or any other equitable defenses that may affect the Plan's right to subrogation or reimbursement.

The Plan may enforce its subrogation or reimbursement rights by requiring you or your eligible spouse, same-sex domestic partner, or child(ren) to assert a claim to any of the benefits to which you or your eligible spouse, same-sex domestic partner, or child(ren) may be entitled. The Plan will not pay attorneys' fees or costs associated with the claim or lawsuit without express written authorization from the Company.

If the Plan should become aware that you or your eligible spouse, same-sex domestic partner, or child(ren) has received a third party payment, amount, or recovery and not reported such amount, the Plan, in its sole discretion, may suspend all further benefits payments related to you or your eligible spouse, same-sex domestic partner, or child(ren) until the reimbursable portion is returned to the Plan or offset against amounts that would otherwise be paid to or on behalf of you or your eligible spouse, same-sex domestic partner or child(ren).

### **Participant Duties and Actions**

By participating in the Plan you and your eligible spouse or same-sex domestic partner and child(ren) consent and agree that a constructive trust, lien, or equitable lien by agreement in favor of the Plan exists with regard to any settlement or recovery from a third person or party. In accordance with that constructive trust, lien, or equitable lien by agreement, you and your eligible spouse, same-sex domestic partner, and child(ren) agree to cooperate with the Plan in reimbursing it for Plan costs and expenses.

Once you or your eligible spouse, same-sex domestic partner or child(ren) has any reason to believe that you or they may be entitled to recovery from any third party, you or your eligible spouse, same-sex domestic partner, or child(ren) must notify the Plan. And, at that time, you and your eligible spouse or same-sex domestic partner and child(ren) (and your or their attorney, if applicable) must sign a subrogation/reimbursement agreement that confirms the prior acceptance of the Plan's subrogation rights and the Plan's right to be reimbursed for expenses arising from circumstances that entitle you or your eligible spouse, same-sex domestic partner, or child(ren) to any payment, amount, or recovery from a third party.

If you or your eligible spouse, same-sex domestic partner, or child(ren) fails or refuses to execute the required subrogation/reimbursement agreement, the Plan may deny payment of any benefits to you and your eligible spouse, same-sex domestic partner, or child(ren) until the agreement is signed. Alternatively, if you or your eligible spouse, same-sex domestic partner, or child(ren) fails or refuses to execute the required subrogation/reimbursement agreement and the Plan nevertheless pays benefits to or on behalf of you or your eligible spouse, same-sex domestic partner, or child(ren), your or your eligible spouse's, same-sex domestic partner's, or child(ren)'s acceptance of such benefits shall constitute agreement to the Plan's right to subrogation or reimbursement.

You and your eligible spouse or same-sex domestic partner and child(ren) consent and agree that you or they shall not assign your or their rights to settlement or recovery against a third person or party to any other party, including their attorneys, without the Plan's consent.

As such, the Plan's reimbursement will not be reduced by attorneys' fees and expenses without express written authorization from the Company.

---

### ***Recoupment***

The Plan has the right to recover any mistaken payment, any overpayment, any payment that is made to any individual who was not eligible for that payment, or any payment that was required to have been made to the Plan under the "Third Party Liability and Subrogation" section above. The Plan, or its designee, may withhold or offset future benefit payments, sue to recover such amounts, or use any other lawful remedy to recoup any such amounts.

---

### ***No Assignment of Benefits***

You cannot assign, pledge, encumber, or otherwise alienate any legal or beneficial interest in benefits under the Plan, and any attempt to do so will be void. The payment of benefits directly to a health care provider, if any, shall be done as a convenience to the covered person and shall not constitute an assignment of benefits under the Plan.

---

### ***When an Active Employee Is Eligible for Medicare***

If an active employee or covered eligible spouse, same-sex domestic partner, or child is eligible for Medicare, the American Water Medical Plan will be primary and Medicare will be secondary.

A person is "eligible for Medicare" if he or she:

- Is covered under it; or
- Is not covered under it because of:
  - Having refused it;
  - Having dropped it; or
  - Having failed to make proper request for it.

Any rule for coordinating "other plan" benefits with those under this Plan will be applied.



---

## *When Coverage Is Terminated*

Coverage under the Plan terminates when the first of these events happens:

- The day your employment ends.
- When the group contract terminates as to the coverage.
- When you are no longer in an Eligible Class. (This may apply to all or part of your coverage.)
- When you fail to make any required contribution.

Under certain circumstances, American Water may continue your coverage when you are not actively at work. If you are not at work due to illness or injury, American Water medical coverage will be continued for the length of your approved leave of absence, not to exceed 24 months from the date you are disabled as long as appropriate contributions are made.

An eligible spouse, same-sex domestic partner, or child's coverage will terminate at the first to occur of:

- The termination of all eligible spouse's, same-sex domestic partner's, or child(ren)'s coverage under the group contract.
- When an eligible spouse, same-sex domestic partner, or child becomes covered as an employee.
- When such person is no longer an eligible spouse, same-sex domestic partner, or child.
- When your coverage terminates.

You may be entitled to continue your medical coverage (see "Continuation of Health Coverage" on page 181).

---

## *Certificate of Creditable Coverage*

When you or your covered eligible spouse, same-sex domestic partner, or child terminates coverage under the Plan, a Notice of Creditable Coverage will be issued to you specifying your coverage dates under the health plan and any probationary periods you were required to satisfy. The certificate will contain all the necessary information another health plan will need to determine if you have prior continuous coverage that should be credited toward any pre-existing condition limitation period. Health plans may require that you submit a copy of this form when you apply for coverage.

The Notice of Creditable Coverage will be issued to you when you terminate coverage with the group and, if applicable, at the expiration of any continuation period. The Plan will also issue the certification of coverage form if you request an additional copy at any time within the 24 months after your coverage terminates.

---

## *Qualified Medical Child Support Orders (QMCSOs)*

*A “Qualified Medical Child Support Order” (QMCSO) is an order by a court directing an employer to extend health plan participation to an employee’s child who might not otherwise be covered under the Plan.*

QMCSOs are usually issued for children who reside with a former spouse. A QMCSO designates the affected child as an “alternate recipient.”

American Water must treat an alternate recipient as an eligible child and must deduct any applicable contributions from the employee’s pay. A QMCSO may also require the Claims Administrator to issue claim payments directly to the health care provider, the alternate recipient, or his or her legal representative. A custodial parent or guardian may be designated to receive claim payments on the child’s behalf. American Water is required to furnish an alternate recipient or his or her legal representative a copy of the Summary Plan Description. In addition, the alternate recipient or his or her legal representative may receive, without charge, a copy of the Plan’s QMCSO procedures.

*If American Water receives a QMCSO affecting one of your children, you and your child will be notified. Once American Water has determined that the medical child support order is qualified, you and your child will be advised. American Water will enroll the child and instruct Horizon to make all claim payments to either the health care provider, the alternate recipient, or his or her legal representative.*

To be “qualified,” a medical child support order must:

- Be issued by a court of competent jurisdiction;
- Include the name and last mailing address of both the employee and the affected child;
- Identify the health benefit plan subject to the order, and also the applicable time period;
- Provide a reasonable description of the type of benefits that must be provided for the child; and
- Not impose any benefits requirements that do not apply to other plan participants.

If a child meets the definition of an eligible child and you are required to provide health care benefits for that child as the result of a QMCSO, his or her initial participation in an American Water Medical Plan will not be affected by any provision that:

- Requires evidence of good health as a condition of participation;
- Delays participation due to a confinement; or
- Limits participation due to a pre-existing condition.

Coverage for the child will become effective on the date of such court order.

If you are the non-custodial parent, proof of claim for such child may be given by the custodial parent. Benefits for such claim will be paid to the custodial parent.

---

### ***Individual Policy If Your Employment or COBRA Continuation Ends***

*If your medical coverage ceases under the PPO Plan, you may be able to enroll in an individual medical policy.*

If your medical coverage ends under the PPO Plan, you may be able to enroll in an individual medical policy underwritten by Horizon. No evidence of insurability is required.

If you are interested in enrolling in an individual medical policy log on to [www.bcbs](http://www.bcbs) or call Horizon.

# *Condition Management Program*

---

## *Condition Management Program*

The Condition Management Program helps you and your family members who are covered under the Medical Plan manage your health care if you have one of the conditions listed below:

- Asthma;
- Coronary artery disease;
- Chronic obstructive pulmonary disease (COPD);
- Diabetes; or
- Heart failure.

The Condition Management Program is part of American Water's Healthy Solutions Wellness Program, and provides tools to help you better manage your condition and improve your quality of life in collaboration with your health care provider's recommended treatment. If you participate in the program, you will have support in understanding:

- Your medications;
- How to communicate effectively with your health care professionals; and
- How lifestyle changes can affect your condition, plus much more.

If you have an illness covered by the Condition Management Program, Alere, American Water's wellness partner, will contact you about the program and how participation can help you better manage your health. Visits to hospitals or doctors' offices, lab tests, and prescriptions filled may initiate a call. Condition management is strictly confidential. Participation is voluntary. Learn more about the Condition Management Program through our wellness website at [www.AWHealthySolutions.com](http://www.AWHealthySolutions.com) or by calling Alere at (866) 674-9108.

*The Prescription Drug  
Program*

---

## *Prescription Drug Program*

Horizon’s Prescription Drug Program is administered by CVS Caremark. You are automatically covered by the Prescription Drug Program if you enroll in the American Water Medical Plan.

*Note: Prescription drug benefits for Hawaii employees are covered under the HMSA plan.*

The program offers you two ways to receive medications – at a retail pharmacy or by mail order.

- For your short-term and immediate prescription drug needs, you may use local participating pharmacies that have agreed to charge discounted prices.
- For medications you use on an extended or maintenance basis, you may purchase up to a 90-day supply through CVS Caremark, the administrator of the mail order program. They will be delivered by mail directly to your home.

Coverage under the Prescription Drug Program ends when your American Water Medical Plan terminates.

---

## *What You Pay for Prescription Drugs*

	<b>Retail Pharmacy (up to 34-day supply)</b>	<b>Mail Order (up to 90-day supply)</b>
<b>Generic</b>	You pay 0%	You pay 0%
<b>Preferred Brand</b>	You pay 20%	You pay 20%
<b>Non-Preferred Brand</b>	You pay 20%	You pay 20%

This chart is only a highlight of the prescription drug features, and certain limits may apply to some features. Official Plan documents govern in the event of any inconsistency between the provisions shown here and in the Plan documents.

*Note:* Coinsurance may not be applied to Medical Plan deductibles. In addition, certain controlled substances and other prescription medications may be subject to dispensing limitations and to the professional judgment of the pharmacist. Also, in-network prescription drug charges will contribute to the in-network out-of-pocket maximum.

---

## *Preferred Drug List*

Your prescription drug coverage levels are based on the program's Preferred Drug List – also called a “formulary.” When your prescription medication is on the Preferred Drug List, you may pay a lower cost than when the drug is not on the Preferred Drug List. If you receive a prescription for a drug that is not on the list, you should ask your doctor if there is another drug on the Preferred Drug List for your specific condition.

As part of our commitment to provide the best Prescription Drug Program possible, we continue to seek ways to help control the rising costs of health care without compromising quality. As a result, the Horizon's Prescription Drug Guide is continually reviewed to help ensure that the list of preferred medications remains responsive to the needs of the member and the prescriber.

In general, medications are moved to non-preferred status for one or more of the following reasons:

- A generic equivalent product becomes available;
- New safety or clinical effectiveness information supports the move to non-preferred status; or
- Drug use information shows that preferred alternatives with better patient compliance rates are available.

To find out if your prescription is on the Preferred Drug List, call CVS Caremark Member Services at (866) 881-5603 or log on to [http://www.horizon-bcbsnj.com/national\\_accounts.html](http://www.horizon-bcbsnj.com/national_accounts.html).

---

## *Save With Generics*

When using your Prescription Drug Program, you will not be required to pay any coinsurance if you receive a prescription for a generic drug. The Food and Drug Administration (FDA) regulates generic drugs and requires that they contain the same active ingredients, strength, and dosage as the original brand-name drug. Although generic and brand-name drugs may work the same way in the body and may have the same risks and benefits, generic drugs cost significantly less than their brand-name counterparts.

When you receive a prescription from your doctor, discuss with him or her whether a generic substitution would be suitable for you.



---

## *Covered Drugs*

The Prescription Drug Program covers drugs that require a doctor's written prescription and are medically necessary for the treatment of illness or injury. Covered drugs include, but are not limited to:

- Federal legend drugs;
- State restricted drugs;
- Compounded medications;
- Injectable drugs, including insulin, needles, and syringes; and
- Oral contraceptives.

---

## *Specialty Drugs*

Specialty Drugs (also called Specialty Pharmaceuticals) are a class of medications typically produced through biotechnology (sometimes known as biologicals), administered by injection, and/or requiring special patient monitoring and handling.

Horizon members who are required to take a specialty pharmaceutical must obtain their medication from a specialty pharmacy contracted by Horizon. These pharmacies will provide members with a high level of prescription delivery service along with the following:

- Drug/disease-specific education and support;
- Convenient home or doctor office delivery;
- Claims assistance;
- Easy ordering with a dedicated toll-free number; and
- Helpful follow-up care calls to remind members when it is time to refill a prescription, check on therapy progress, and answer questions.

If you have any questions, experience any difficulty in filling your specialty pharmaceutical prescription, or would like to obtain a listing of specialty pharmacies or pharmaceuticals, please call CVS Caremark Member Services at (866) 881-5603. In most cases your doctor will advise you if your medication is a Specialty Drug.

---

## ***How to Use the Prescription Drug Program***

If you use a participating pharmacy, you will receive discounted prices and will not need to complete a claim form. Otherwise, you will pay more and must complete a claim form to receive reimbursement. You can locate participating pharmacies by calling Horizon Member Services at (800) 355- BLUE (2583) or by logging on to [http://www.horizon-bcbsnj.com/national\\_accounts.html](http://www.horizon-bcbsnj.com/national_accounts.html).

### **Using a Participating Pharmacy**

When you need medication immediately, simply present your ID card at a participating pharmacy and pay a percent of the discounted prescription cost for a 34-day supply of medication. You will pay 20% for brand names and 0% for generic drugs. There is no deductible to meet. You will have no claim forms to complete and no waiting for reimbursement.

### **Using an Out-of-Network Pharmacy**

When you have a prescription filled at *non-participating* pharmacy, you must pay the regular charge. To receive reimbursement, submit a claim form to Horizon at the address printed on the back of the Prescription Benefits claim form.

The Prescription Drug Program will pay 80% of the retail (non-discounted) cost of your prescription as if you went to a participating pharmacy. If your claim is approved, your reimbursement check should arrive about two weeks after you mail the claim form.

Remember, these charges are included in your out-of-pocket maximum.

---

## ***How the Mail Order Program Works***

The mail order program is designed to save you money on medications that you use on a long-term or maintenance basis. The program allows you to receive up to a 90-day supply of medication as follows: 0% coinsurance for generic, 20% coinsurance for preferred and non-preferred brand.

### **Mail Order Program**

The mail order program gives you the convenience of ordering medication for direct delivery by mail to your home, office, or other location. Your doctor may call in your new prescription to CVS Caremark, or you can simply fill out the mail service order form and send it in with your prescription(s).

## Ordering for the First Time

For your first mail order prescription, complete the Participant Profile/Order Form in your Welcome Package. You can also print an order form from [www.caremark.com](http://www.caremark.com). Log in with your login ID and password, click on the “Prescriptions and Coverage” tab, and select “Print Forms” from the menu on the left.

Attach your 90-day supply prescription and mail it along with the appropriate copayment to:

CVS Caremark  
P.O. Box 659541  
San Antonio, TX 78265-9085

Your prescription should arrive within 10 to 14 days from the date CVS Caremark receives your order.

## Ordering Refills

You can order refills online, by mail, or over the phone.

To place a refill order online:

- Go to [www.caremark.com](http://www.caremark.com) and log in with your login ID and password. Click on the “Prescriptions and Coverage” tab, select “Refill Prescriptions,” and choose the prescription(s) that you want to refill. Because the system retains your information, you do not need to complete an order form for each refill.

To place a refill order by mail:

- Use the computerized pre-printed CVS Caremark Mail Order Form and pre-addressed envelope that comes with each CVS Caremark prescription mailed to you. If your address, doctor, or health condition information changes, please note them on the form and be sure to make the same changes to your account on [www.caremark.com](http://www.caremark.com).

To place a refill order over the phone:

- Call CVS Caremark toll-free at (800) 213-0879 using a touch-tone phone. This service is available 24 hours a day, seven days a week. Enter the patient’s Prescription Drug Program identification number and year of birth. For payment of your share, enter your credit card number and expiration date.

---

## *Drugs and Supplies Not Covered*

The following drugs and supplies are not covered under the Prescription Drug Program.

- Bandages.
- Braces.
- Cosmetics.
- Dietary supplements.
- Drugs intended for use in a doctor's office or other setting that is not the participant's home.
- Certain experimental or investigational drugs.
- Fertility drugs.
- Health and beauty aids.
- Heat lamps.
- Non-legend drugs.
- Norplant.
- Injectable drugs (other than insulin).
- Prescriptions that a participant is entitled to receive without charge under any Workers' Compensation or municipal, state, or federal program.
- Retin-A.
- Splints and artificial appliances.
- Appetite suppressants that are not medically necessary.
- Any prescription medication that is also available over the counter.
- Devices and equipment.

In addition, certain controlled substances and other prescription medications may be subject to dispensing limitations and to the professional judgment of the pharmacist.

---

## ***Termination of Coverage***

Your prescription drug coverage ends when your Medical Plan terminates.

---

## ***Prescription Drug Program Administrator***

CVS Caremark Rx, Inc. ([www.caremark.com](http://www.caremark.com)) administers the program, with a national retail pharmacy network of over 62,000 participating pharmacies. Their online tools and other communications provide you with convenient service, personal care and attention, and up-to-date information.

---

## ***No Assignment of Benefits***

You cannot assign, pledge, encumber or otherwise alienate any legal or beneficial interest in benefits under the Plan, and any attempt to do so will be void. The payment of benefits directly to a health care provider, if any, shall be done as a convenience to the covered person and shall not constitute an assignment of benefits under the Prescription Drug Program.

## *The Dental/Vision Plans*

*Note:* Dental and vision benefits are bundled into the “Dental/Vision Plan.”

---

## *Dental Benefits*

*To help you take good care of your teeth, the American Water Dental/Vision Plan covers preventive, restorative, major, and orthodontic dental services.*

### **Enrolling for benefits and making changes to benefit elections are time-sensitive.**

*Effective August 1, 2012 American Water employees must enroll online through Employee Self Service. Those without access to Employee Self Service should return the completed enrollment forms to the Benefits Service Center within 31 days of the date of hire or life event. In addition, all required documentation must be provided within 30 days following approval of your request.*

Your dental health is an important aspect of your overall health and well-being. This valuable benefit is self-insured by American Water, and Aetna provides certain administrative services under this Plan. The provisions of the Plan will remain effective only while you are covered under the Plan.

There is one Dental Plan option. You must enroll separately in the Dental/Vision Plan (see “Enrolling for Coverage” on page 9).

The Plan pays benefits for charges for dental services and supplies incurred for treatment of dental disease or injury. These benefits apply separately to each covered person.

The dental plan offers both in-network and out-of-network benefits; however, in-network dentists have negotiated their fees with Aetna. They generally charge less than out-of-network dentists, so your benefits are based on a lower cost. This means you pay less and the Plan pays less for your dental care. To find a dentist or see if your dentist participates in Aetna’s provider network, visit [www.aetna.com](http://www.aetna.com) or contact Member Services at (877) 238-6200.

If you choose an out-of-network dentist, your benefits will be based on reasonable and customary charges – which is higher than the negotiated fee. As a result, your share of the cost may be higher.

## *Dental Plan Summary Chart*

The following chart provides a summary of your dental benefit levels and coverages:

	<b>Dental</b>
<b>Deductible (single / family)</b>	\$50 / \$100
<b>Preventive Care</b>	Plan pays 100% of covered expenses with no deductible
<b>Basic Services</b>	Plan pays 80% of covered expenses after deductible
<b>Major Services</b>	Plan pays 50% of covered expenses after deductible
<b>Calendar Year Maximum</b>	\$1,500
<b>Orthodontia</b>	Plan pays 50% of covered expenses after deductible up to a \$1,500 lifetime maximum (covers only eligible children)

## *Covered Dental Expenses*

*Expenses that exceed the necessary and appropriate level, as determined by Aetna, will not be covered by the Plan.*

*Note:* You are responsible for any amounts billed by providers that are in excess of the amount paid by the Plan.

The Dental Plan pays the following benefits for Covered Dental Expenses up to the appropriate copayment/coinsurance:

- 100% of Preventive (Type A) expenses with no deductible.
- 80% of Basic Restorative Services (Type B) expenses after the deductible.
- 50% of Major Restorative Services (Type C) expenses after the deductible.
- 50% of Orthodontia (Type D) expenses after the deductible, up to a lifetime maximum of \$1,500.

The Dental Plan pays the dentist's charges for the services and supplies listed below which, for the condition being treated, are in Aetna's sole determination:

- Necessary;
- Customarily used nationwide; and
- Deemed by the profession to be appropriate. They must meet broadly accepted national standards of dental practice.



### **Type A Expenses – Preventive Services**

- Oral exams once every six months. This includes prophylaxis, scaling, and cleaning of teeth.
- X-rays for diagnosis.
- Other X-rays (up to one full mouth series in a 36-month period and one set of bitewings in a six-month period).

### **Type B Expenses – Basic Restorative Services**

- Topical application of sodium or stannous fluoride for persons under 15 years of age.
- Space maintainers up to age 19.
- Non-surgical extractions.
- Fillings.
- General anesthetics given in connection with covered dental services.
- Non-surgical treatment of diseased periodontal structures.
- Non-surgical endodontic treatment. This includes root canal therapy.
- Injection of antibiotic drugs.
- Repair or recementing of crowns, inlays, bridgework, or dentures.
- Relining of dentures.

### **Type C Expenses – Major Restorative Services**

- First installation of removable dentures to replace one or more natural teeth extracted while the person is covered. This includes adjustments for the six-month period following the date they were installed.
- Replacement of an existing removable denture or fixed bridgework by a new denture, or the adding of teeth to a partial removable denture. *Note:* The “Prosthesis Replacement Rule” on page 72 must be met.
- Inlays, gold fillings, or crowns. This includes precision attachments for dentures.
- First installation of fixed bridgework to replace one or more natural teeth extracted while the person is covered. This includes inlays and crowns as abutments.
- Replacement of an existing removable denture or fixed bridgework by new fixed bridgework, or the adding of teeth to existing fixed bridgework. *Note:* The “Prosthesis Replacement Rule” on page 72 must be met.

## Type D Expenses – Orthodontic Treatment

A dentist's charges for services and supplies for orthodontic treatment are included as Covered Dental Expenses, in addition to all other terms of this dental benefit:

- The Plan pays 50% of Covered Dental Expenses after the deductible, up to a \$1,500 lifetime maximum, for eligible children.
- Benefits will not exceed the Orthodontic Maximum for all expenses incurred by a family member in his or her lifetime, even if there is a break in coverage.

*Note:* All claims for dental benefits must be submitted within 24 months from the start of treatment.

---

## Advance Claim Review

*You should request an Advance Claim Review of any dental treatment that will cost \$150 or more. The review will tell you and your dentist what the Plan will cover and how much you must pay out of your own pocket.*

Before starting a course of treatment for which the dentist's charges are expected to be \$150 or more, details of the proposed course of treatment and charges to be made should be filed with Aetna. Please contact Aetna Member Services at (877) 238-6200 for additional details and to obtain forms. Aetna will then estimate the benefits and notify you and your dentist before treatment starts. Advance review is not required as a condition of receiving benefits, but it will let you know what to expect as far as Plan benefits if you obtain more expensive treatment.

Some services may be given before an Advance Claim Review is made (emergency treatments and oral exams, including prophylaxis and X-rays).

A course of treatment is a planned program of one or more services or supplies to treat a dental condition. The condition must be diagnosed by the attending dentist as a result of an oral exam. The treatment may be given by one or more dentists. The course of treatment starts on the date a dentist first gives a service to correct or treat such dental condition.

**Note:** As a part of the Advance Claim Review and as part of proof of any claim, Aetna has the right to require an oral exam of the person at its own expense. You must give Aetna all diagnostic and evaluative material which it may require. These include: X-rays, models, charts, and written reports.

The benefits for a course of treatment may be less than you expect if an Advance Claim Review is not made or if any required verifying material is not furnished. Benefits will be reduced by the amount of expenses that Aetna cannot verify.

---

### *Alternate Treatment*

If alternate services or supplies may be used to treat a dental condition, Covered Dental Expenses will be limited to those services and supplies which, as determined by Aetna:

- Are customarily used nationwide for treatment;, and
- Are deemed by the profession to be appropriate for treatment. They must meet broadly accepted national standards of dental practice. The person's total current oral condition will be taken into account.

The "Limitations" section has some examples of how this works. Please refer to page 74 for more information.

---

### *Prosthesis Replacement Rule*

Certain replacements or additions to existing dentures or bridgework will be covered under this Plan. Aetna must receive satisfactory proof that:

- The replacement or addition of teeth is required to replace teeth extracted after the present denture or bridgework was installed. The person must have been covered when the tooth was extracted.
- The present denture or bridgework cannot be made serviceable, and it must be at least five years old.
- The present denture is an immediate temporary one to replace one or more natural teeth extracted while the person is covered and cannot be made permanent. Replacement by a permanent denture is needed and takes place within 12 months from the date the immediate temporary denture was first installed.

---

## *Explanation of Some Important Plan Provisions*

### **Calendar Year Deductible**

The calendar year deductible is the amount of Covered Dental Expenses you must pay each calendar year before the Plan pays benefits.

### **Family Deductible Limit**

The family deductible limit is the amount of Covered Dental Expenses your family must pay before the Plan pays benefits. When these expenses exceed the family deductible limit, the Plan pays benefits at the percentage listed on the “Dental Plan Summary Chart” on page 69. The family deductible limit must be met by more than one person.

### **Coinsurance**

Coinsurance is the amount you must pay out of your own pocket for Covered Dental Expenses after you meet the calendar year deductible.

### **Calendar Year Maximum Benefit**

The calendar year maximum benefit is the most the Plan will pay for all dental expenses incurred by a covered person in a calendar year. It applies even if there is a break in coverage.

### **Coordination of Benefits**

In many families, both husbands and wives work and may be eligible for benefits under more than one group medical or dental plan. In such situations, the various plans “coordinate” benefits to determine how covered expenses will be paid by the American Water Plan and the other plans. This may mean a reduction in benefits under this Plan. The combined benefits will not be more than the expenses recognized under the American Water Plan.

If the American Water Plan is determined to be the primary plan (the plan that pays its benefits first), it will pay its regular benefits in full without regard to any payment that may be made under any other plan.

If the American Water Plan is determined to be the secondary plan (the plan that pays its benefits after the primary plan pays benefits), it will pay a reduced amount of benefits that will in no event cause the total benefit from all plans to exceed the benefit that would have been paid by the American Water Plan if it had been the primary plan. However, if benefits under the primary plan are reduced because a covered person does not comply with the plan provisions (such as penalties resulting from the failure to comply with cost management provisions of the plan), the amount of the reduction will not be considered for payment under the American Water Dental Plan.

For example, if you have coverage under the American Water Plan and receive Basic Restorative services, and the primary plan pays 70% of eligible charges to an in-network provider, the American Water Plan will pay an additional 10% of covered charges for a total benefit equal to 80% of covered charges, which is the benefit the American Water Plan would have paid as the primary plan.

*Covered services and supplies must meet broadly accepted standards of dental practice. When your dentist uses an alternate method of treatment, the benefits paid by American Water Plan will be limited.*

### **Limitations**

When the Alternate Treatment part of this Plan applies, benefits will be limited. Here are some examples:

#### Restorative and Reconstructive Services

##### ■ **Gold, Baked Porcelain, Crowns, and Jackets**

Covered Dental Expenses will be limited to the charges for the procedure using amalgam or like material, if it would restore a tooth. This limit applies even if you and the dentist choose some other type of restoration.

##### ■ **Reconstruction**

Covered Dental Expenses will be limited to the charges for the procedure needed to eliminate oral disease and replace missing teeth. Appliances or restorations needed to increase vertical dimension or restore the occlusion are deemed to be optional and are not covered.

#### Prosthodontic Services

##### ■ **Partial Dentures**

Covered Dental Expenses will be limited to the charges for a cast chrome or acrylic denture if this would satisfactorily restore an arch. This limit applies even if you and the dentist choose a more elaborate or precision appliance.

##### ■ **Complete Dentures**

Covered Dental Expenses will be limited to the charges for a standard procedure. This limit applies even if you and the dentist choose personalized or specialized treatment.

**Replacement of existing dentures** will be covered only if the existing denture cannot be used or repaired. If it can be used or repaired, Covered Dental Expenses will be limited to the charges for the services needed to make the denture usable.

---

## *When Coverage Is Terminated*

Coverage under any section of this Plan will be in exchange for all privileges and benefits provided under any like prior coverage. Any benefits provided under such prior coverage may reduce benefits payable under this Plan.

Coverage under this Plan terminates when the first of these events happens:

- The day your employment ends.
- When the group contract terminates as to the coverage.
- When you are no longer in an Eligible Class. (This may apply to all or part of your coverage.)
- When you fail to make any required contribution.

Under certain circumstances, American Water may continue your coverage when you are not actively at work. If you are not at work due to illness or injury, American Water dental coverage will be continued for the length of your approved leave of absence, not to exceed 24 months from the date you are disabled as long as appropriate contributions are made.

An eligible spouse, same-sex domestic partner, or child's coverage will terminate at the first to occur of:

- The termination of all eligible spouse's, same-sex domestic partner's, or child(ren)'s coverage under the group contract.
- When an eligible spouse, same-sex domestic partner, or child becomes covered as an employee.
- When such person is no longer an eligible spouse, same-sex domestic partner, or child.
- When your coverage terminates.

You may be entitled to continue your dental coverage (see "Continuation of Health Coverage" on page 181).

---

## ***Benefits After Termination of Coverage***

*If your dental coverage ends while you are not totally disabled, charges for dentures, fixed bridgework, and crowns may be covered for a period of 60 days following the date coverage terminated if they were ordered before that date.*

Expenses incurred for the following after the person's dental coverage ends will be deemed to be incurred when ordered:

- Dentures;
- Fixed bridgework; and
- Crowns.

This applies only if the item is finally installed or delivered no more than 60 days after coverage ends.

“Ordered” means:

- Impressions have been taken from which the dentures, crowns, or fixed bridgework will be made; and
- For fixed bridgework and crowns, the teeth must have been fully prepared if they will serve as retainers or support or if they are being restored.

---

## ***General Exclusions***

Coverage is not provided for the following expenses:

- Services and supplies not necessary, as determined by Aetna, for the diagnosis, care, or treatment of disease or injury. This applies even if they are prescribed, recommended, or approved by the person's attending dentist.
- Care, treatment, services, or supplies that are not prescribed, recommended, and approved by the person's attending dentist.
- Treatment by someone other than a licensed dentist. (The Plan will cover some treatments by a licensed dental hygienist if supervised by a dentist, including scaling of teeth, cleaning of teeth, and topical application of fluoride.)

- Services or supplies determined by Aetna to be experimental or investigational. A drug, device, procedure, or treatment will be determined to be experimental or investigational if:
  - There are insufficient outcomes data available from controlled clinical trials published in the peer reviewed literature to substantiate its safety and effectiveness for the disease or injury involved;
  - As required by the FDA, approval has not been granted for marketing;
  - A recognized national medical or dental society or regulatory agency has determined, in writing, that it is experimental, investigational, or for research purposes; or
  - The written protocol or protocols used by the treating facility or the protocol or protocols of any other facility studying substantially the same drug, device, procedure, or treatment or the written informed consent used by the treating facility or by another facility studying the same drug, device, procedure, or treatment states that it is experimental, investigational, or for research purposes.
- Services of a resident doctor, dentist, or intern rendered in that capacity.
- Charges which Aetna determines not to be reasonable.
- Charges for services and supplies which are covered in whole or in part under any other part of this Plan, or under any other group benefits plan provided by American Water.
- Charges that are made only because there is health coverage.
- Charges that a covered person is not legally obliged to pay.
- Charges for services and supplies:
  - Furnished, paid for, or for which benefits are provided or required by reason of the past or present service of any person in the armed forces of a government; or
  - Furnished, paid for, or for which benefits are provided or required under any law of a government. (This does not include a plan established by a government for its own employees or their eligible spouse, same-sex domestic partner, or child(ren) or Medicaid.) An example is benefits provided, to the extent required by law, under “no-fault” auto insurance.



- Charges for plastic surgery, reconstructive surgery, cosmetic surgery, or other services and supplies which improve, alter, or enhance appearance, whether or not for psychological or emotional reasons, including but not limited to charges for personalization or characterization of dentures, except to the extent needed to repair an injury which occurs while the person is covered under this Plan.
- Charges for routine dental exams or other preventive services and supplies.
- Charges for acupuncture therapy, unless performed by a doctor as a form of anesthesia in connection with surgery covered under the Plan.
- Charges for sealants.
- Charges for the replacement of a prosthetic device that is lost, missing, or stolen.
- Charges for services or supplies for orthodontic treatment, except as specifically provided.
- Charges for services or supplies to increase vertical dimension, such as dentures, crowns, inlays and onlays, bridgework, or any other appliance or service.

Any exclusion above will not apply to the extent that:

- Coverage is specifically provided by name in this Summary Plan Description; or
- Coverage of the charges is required under any law that applies to the coverage.

These excluded charges will not be used when calculating benefits.

The law of the jurisdiction where a person lives when a claim occurs may prohibit some benefits. If so, they will not be paid.

---

## *Submitting Claims*

*You should file your claim(s) during the calendar year in which the service or treatment was provided.*

**All claims must be filed within two years from the date of the incurred expense. (See page 71 for information on filing orthodontic claims.)** Claims must be in writing and must include proof of the nature and extent of the expense. To obtain Dental Benefits Request forms, call Aetna Member Services at (877) 238-6200 or visit their website at [www.aetna.com](http://www.aetna.com).

## How Your Benefits Are Paid

The Dental Plan is administered by Aetna. Claims will be paid as soon as Aetna receives the necessary written proof supporting your claim.

---

### *How to File a Dental Claim*

*Attach the original of each itemized bill to the Dentist's Statement form. Be sure to keep a copy of all bills and claim forms for your records.*

Fast processing of your claim depends on complete, accurate information. When filing a claim under the Dental Plan, please remember to:

- Complete all items under applicable sections of the claim form. Unanswered questions will cause delay in processing your claim.
- Be sure to include your Dental Plan identification number on all claims, including claims for your eligible spouse, same-sex domestic partner, or child(ren), and be sure to sign the form.
- Attach the itemized bill to the form. An itemized bill must contain the following information:
  - The patient's full name;
  - The patient's relationship to you;
  - The date service was provided;
  - The name of the dentist or other licensed health care professional providing service;
  - The provider's taxpayer identification number;
  - The type of service provided;
  - The nature of the condition being treated; and
  - The charges for the service or treatment (multiple expenses should be itemized).

If any of this information is missing, write it on the bill yourself and sign your name. Your dental provider should complete the provider section of the Benefits Request form if he or she has not given you an itemized statement.

If you have other group coverage that pays benefits before this Plan, you must provide Aetna with a copy of the other carrier's Explanation of Benefits (EOB) reflecting the benefits paid under the other coverage when you submit expenses for payment under this Plan.

Send the completed claim form and itemized bill(s) to:

**Aetna**  
**P.O. Box 14094**  
**Lexington, KY 40512-4094**

If you have any questions about the status of your claim, call Aetna Member Services at (877) 238-6200.

## Your Contributions

---

### *No Assignment of Benefits*

You cannot assign, pledge, encumber, or otherwise alienate any legal or beneficial interest in benefits under the Plan, and any attempt to do so will be void. The payment of benefits directly to a health care provider, if any, shall be done as a convenience to the covered person and shall not constitute an assignment of benefits under the Plan.

You pay your share of the cost for your benefits each pay cycle through convenient *pre-tax* payroll deductions. *Pre-tax* means that your contributions are withheld before federal (and in most cases, state and local) income and FICA (Social Security) taxes are withheld. This reduces your taxable income and the amount of tax you pay. As a result, you have more take-home pay. Because your pre-tax contributions are not subject to FICA taxes, your Social Security benefit at retirement may be slightly reduced if your earnings are under the Social Security Taxable Wage Base (\$110,100 for 2012). However, the loss in future retirement benefits should be more than offset by the current tax savings under the Plan.

---

### *Vision Benefits*

Healthy eyes and good vision are important to your overall well-being and quality of life. You must enroll separately in the Dental/Vision Plan.

The Vision Plan is administered by EyeMed. EyeMed provides certain administrative and claim payment services under the Plan, but does not guarantee benefit payments. You can receive routine eye exams, corrective lenses, frames, and contacts through EyeMed's nationwide network of over 16,000 participating providers – optometrists, ophthalmologists, and optical retail locations.

The Vision Plan offers both in-network and out-of-network benefits, but your benefit levels are higher (and your out-of-pocket costs lower) when you use in-network providers.

To find a provider or to make sure your provider participates in the EyeMed network:

- Before you enroll: visit [www.enrollwiththeyemed.com/access](http://www.enrollwiththeyemed.com/access).
- Once you are enrolled: visit [www.eyemedvisioncare.com](http://www.eyemedvisioncare.com).

After you enroll in the Dental/Vision Plan, you will receive an identification card.

## *Vision Benefits Summary Chart*

The following chart provides a summary of your vision benefits. Keep in mind that the Network Providers column shows what *you* pay and the Out-of-Network Provider column shows what *the Plan* pays.

Vision Care Service	Member Cost at a Network Provider	Reimbursement at an Out-of-Network Provider
Vision Exam	\$15 copayment	Usual and customary less \$15 copayment
Frames	\$50 copayment, \$200 allowance; 80% of balance over \$200	Up to \$120
Standard Plastic Lenses <ul style="list-style-type: none"> <li>• Single Vision</li> <li>• Bifocal</li> <li>• Trifocal</li> <li>• Lenticular</li> </ul>	\$35 copayment \$50 copayment \$50 copayment \$50 copayment	Up to \$25 Up to \$40 Up to \$55 Up to \$70
Lens Options (paid by member and added to base price of the lens) <ul style="list-style-type: none"> <li>• Tint (Solid and Gradient)</li> <li>• UV Coating</li> <li>• Standard Scratch-Resistance</li> <li>• Standard Polycarbonate</li> <li>• Standard Anti-Reflective</li> <li>• Standard Progressive (add-on to bifocal)</li> <li>• Other Add-Ons and Services</li> </ul>	\$15 copayment \$15 copayment \$15 copayment \$40 copayment \$45 copayment \$65 copayment  20% off retail price	N/A No reimbursement
Contact Lenses (in lieu of Standard Plastic lenses; includes fit, follow-up and materials) <ul style="list-style-type: none"> <li>• Conventional</li> <li>• Disposables</li>  <li>• Medically necessary</li> </ul>	\$100 allowance; 15% off balance over \$100 \$100 allowance; balance over \$100 Paid in full	Up to \$80  Up to \$80  Up to \$200
LASIK and PRK Vision Correction	15% off retail price OR 5% off promotional pricing (whichever results in the lower cost to the member)	N/A No reimbursement
Frequency	Exams – once every 24 months Frames – once every 24 months Standard Plastic Lenses or Contact Lenses – once every 24 months	
<b><i>Additional Purchases and Out-of-Pocket Discount:</i></b> Members will receive a 20% discount on remaining balance at participating providers beyond plan coverage, which may not be combined with any other discounts or promotional offers, and the discount does not apply to EyeMed’s providers’ professional services or disposable contact lenses.		

---

## *Visiting an Out-of-Network Provider*

All vision care services received from an out-of-network provider are paid up to a scheduled amount. You are responsible for paying any amount the provider charges in excess of that amount.

---

## *Services Not Covered*

The Vision Plan does not cover:

- Orthoptics or vision training.
- Subnormal vision aids and associated supplemental testing.
- Aniseikonic lenses.
- Medical and/or surgical treatment of the eyes.
- Corrective eyewear required by an employer as a condition of employment, and safety eyewear unless specifically covered under the Plan.
- Services provided as a result of Workers' Compensation law.
- Non-prescription lenses (plano lenses) and non-prescription sunglasses (except for the 20% EyeMed discount).
- Two pair of glasses in lieu of bifocals.
- Services or materials provided by any other group benefit providing for vision.
- Benefit allowances provide no remaining balance for future use within same benefit period.
- Lost or broken lenses, frames, glasses, or contact lenses will not be replaced except in the next benefit period.

---

## *When Coverage Is Terminated*

Coverage under any section of this Plan will be in exchange for all privileges and benefits provided under any like prior coverage. Any benefits provided under such prior coverage may reduce benefits payable under this Plan.

Coverage under the Plan terminates when the first of these events happens:

- The day your employment ends.
- When the group contract terminates as to the coverage.
- When you are no longer in an Eligible Class. (This may apply to all or part of your coverage.)
- When you fail to make any required contribution.

Under certain circumstances, American Water may continue your coverage when you are not actively at work. If you are not at work due to illness or injury, American Water vision coverage will be continued for the length of your approved leave of absence, not to exceed 24 months from the date you are disabled as long as appropriate contributions are made.

An eligible spouse's, same-sex domestic partner's, or child's coverage will terminate at the first to occur of:

- The termination of all eligible spouse, same-sex domestic partner, or child coverage under the group contract.
- When an eligible spouse, same-sex domestic partner, or child becomes covered as an employee.
- When such person is no longer an eligible spouse, same-sex domestic partner, or child.
- When your coverage terminates.

You may be entitled to continue your vision coverage (see "Continuation of Health Coverage" on page 181).

---

## *Filing a Claim*

When you visit an EyeMed network provider, you must present the provider with your EyeMed ID card or subscriber number at the time of service. Your provider will submit the benefit form for you. You are responsible for charged amounts that exceed your coverage.

If you visit an out-of-network provider, you must pay the provider at the time you receive vision care services. You must then submit an EyeMed claim form and an itemized paid receipt to receive reimbursement. Your itemized receipt must include:

- Patient's name;
- Date service began;

- The services and materials received; and
- Amount paid.

Claim forms and receipts should be mailed to:

EyeMed Vision Care  
Attention OON Claims  
P.O. Box 8504  
Mason, OH 45040-7111

Claim forms are available on EyeMed's website at [www.eyemedvisioncare.com](http://www.eyemedvisioncare.com). You can also obtain forms by contacting EyeMed Member Services at (866) 939-3633.

**EyeMed will not process claims submitted more than 12 months after the date of service or purchase.**

---

## *No Assignment of Benefits*

You cannot assign, pledge, encumber, or otherwise alienate any legal or beneficial interest in benefits under the Plan, and any attempt to do so will be void. The payment of benefits directly to a health care provider, if any, shall be done as a convenience to the covered person and shall not constitute an assignment of benefits under the Plan.

## **Your Contributions**

You pay your share of the cost for your benefits each pay cycle through convenient *pre-tax* payroll deductions. *Pre-tax* means that your contributions are withheld before federal (and in most cases, state and local) income and FICA (Social Security) taxes are withheld. This reduces your taxable income and the amount of tax you pay. As a result, you have more take-home pay. Because your pre-tax contributions are not subject to FICA taxes, your Social Security benefit at retirement may be slightly reduced if your earnings are under the Social Security Taxable Wage Base (\$110,100 for 2012). However, the loss in future retirement benefits should be more than offset by the current tax savings under the Plan.

## *Flexible Spending Accounts*



---

## *Flexible Spending Accounts*

*Participation in the Health Care Flexible Spending Account and the Dependent Care Flexible Spending Account allows you to reduce your taxable income by paying for certain expenses with pre-tax dollars.*

*Horizon administers the Flexible Spending Accounts on behalf of American Water.*

To help you meet the high cost of health and dependent care in the most cost-efficient manner, American Water offers two programs which allow you to pay for qualifying expenses using *pre-tax* dollars. You pay fewer taxes because those amounts are not subject to federal income or Social Security taxes. You keep more of what you earn, increasing your disposable income.

You make voluntary contributions on a pre-tax basis to these spending accounts, from which you receive tax-free reimbursement to cover the cost of your qualifying medical and dependent care expenses.

**The Health Care Flexible Spending Account** reimburses you for most health-related expenses for yourself or your eligible spouse, same-sex domestic partner, or child(ren) that are not reimbursable through any health benefit plans.

**Note: Health-related expenses for your same-sex domestic partner are only eligible for reimbursement if your same-sex domestic partner is also your tax dependent.**

**The Dependent Care Flexible Spending Account** reimburses you for most dependent day care expenses for your qualifying dependents.

Reimbursements that you receive from your Health Care and/or Dependent Care Flexible Spending Accounts are tax-free to you.

Your contributions to your Health Care and/or Dependent Care Flexible Spending Accounts are deducted each pay cycle through convenient *pre-tax* payroll deductions. *Pre-tax* means that your contributions are withheld before federal (and in most cases, state and local) income and FICA (Social Security) taxes are withheld. (Note: In some states, your contributions to the Dependent Care Flexible Spending Account and/or the Health Care Flexible Spending Account may be subject to state income taxes. You should consult your tax advisor to determine if contributions to either of these accounts will be taxed in your state.) Pre-tax contributions reduce your taxable income and the amount of tax you pay. As a result, you have more take-home pay. Because your pre-tax contributions are not subject to FICA taxes, your Social Security benefit at retirement may be slightly reduced if your earnings are under the Social Security Taxable Wage Base (\$110,100 for 2012). However, the loss in future retirement benefits should be more than offset by the current tax savings under the Plan.

## *The Health Care Flexible Spending Account*

*You can use your Health Care Flexible Spending Account to pay for medical, dental, vision, and hearing care expenses that are not otherwise covered by any health care plan.*

The Health Care Flexible Spending Account allows you to contribute money on a pre-tax basis to an account set up for you. If you (or your eligible spouse, same-sex domestic partner, or child(ren)) incur qualifying health care expenses which are not covered, or are only partially covered, by insurance or any other source, you will be reimbursed from the spending account for these expenses.

Here is an example of the potential tax savings with a Health Care Flexible Spending Account:

	With Account	Without Account
Annual Family Income	\$50,000	\$50,000
Minus Pre-Tax Contributions to Account	\$ 2,400	None
Taxable Income	\$47,600	\$50,000
Federal, State, and Social Security Taxes	\$12,685	\$13,325
Minus After-Tax Health Care Expenses	None	\$ 2,400
Net Disposable Income	\$34,915	\$34,275
<b>Tax Savings (Extra Take-Home Pay)</b>	<b>\$ 640</b>	

*Estimates use tax rates of 15% federal, 4% state, and 7.65% Social Security. Actual tax savings could be greater or less than shown here. Consult your tax advisor to determine tax savings for your particular situation.*

## Eligibility

### Enrolling for benefits and making changes to benefit elections are time-sensitive.

If you are an eligible employee (see "Eligibility" on page 5), you are eligible to participate in the Health Care Flexible Spending Account as of the first day of the month following completion of one full month of continuous employment. You may enroll by completing the enrollment process (see "Enrolling for Coverage" on page 9). If you are newly hired, *you must enroll* and make your contribution election within the 31-day enrollment period. You will have the opportunity to change your elections in the fall of every year, effective for the upcoming plan year. You are not permitted to make changes to your election amount during the Plan Year, except under certain circumstances (see page 91).

## Eligible Individuals

In addition to your own expenses, you can also be reimbursed from the Health Care Flexible Spending Account for qualifying expenses incurred by an eligible spouse, child or qualifying individual (as defined by the IRS). For you to include these expenses, the person must have been your eligible spouse, child, or qualifying individual (as defined by the IRS) either at the time the medical services were provided or at the time you paid the expenses.

## How the Account Works

The spending account does not replace your medical benefits. It is a separate plan that reimburses you for qualifying expenses that are not covered, or only partially covered, by your Medical Plan or Dental/Vision Plan, or by any other source (such as a spouse's or same-sex domestic partner's plan).

When you have an eligible medical expense, you pay the bill. You can be reimbursed for these expenses from your account by filing a claim form (see page 97).

For additional convenience, you will be issued a debit card. Use the card to pay for eligible medical expenses just as you would use your bank debit card. The money is automatically debited from your Health Care Flexible Spending Account. You should keep copies of all receipts for any expenses you pay for from your Health Care Flexible Spending Account in case further substantiation is required.

Prior to using the debit card you must certify that the card will only be used for qualifying health care expenses, that any qualifying health care expenses paid with the card have not already been reimbursed by any health plan.

## Claim Documentation

*Note:* You cannot use the card to prepay for qualifying health care expenses.

The debit card will be automatically cancelled upon your death or termination of employment, or if you have a change in status that results in your becoming ineligible for a Health Care Flexible Spending Account.

The dollar amount available on the debit card will be the Health Care Flexible Spending Account contribution amount you elected for the Plan Year, minus reimbursements paid for the Plan Year.

Your debit card will permit all transactions to be made in the pharmacy at the point of sale. This includes prescriptions and eligible over-the-counter products. Internal Revenue Service (IRS) regulations require documentation to verify that claims are legitimate. Therefore, any transaction that does not match a copayment/coinsurance from the American Water Medical Plan or Prescription Drug Program or is not otherwise clearly a medical expense based on the information obtained from the vendor's inventory system at the point of sale, will be audited by Horizon. If you do not use your debit card, you can submit a claim.

If you are audited for a transaction, you (the member) are required to provide documentation to validate the expense. Return the letter to Horizon along with a receipt or Explanation of Benefits (EOB) which includes the following:

- Provider;
- Service(s) received or item(s) purchased;
- Date of service;
- Amount of expenses incurred; and
- Amount covered by insurance.

If Horizon later determines that any purchase does not qualify as a qualifying health care expense, Horizon may, in its sole discretion, use one of the following correction methods to make the Plan whole:

- Require you to repay the improper amount to the Plan; or
- Offset future claims until the improper amount is repaid.

Until the amount is repaid, Horizon will take further steps to ensure that further violations of the terms of the debit card do not occur, up to and including denial of access to the card.

## How Much Can I Contribute?

*You may elect to contribute up to \$3,000 per year to your Health Care Flexible Spending Account. The maximum amount you may contribute may be further limited by applicable law.*

During open enrollment (or your 31-day enrollment period), you should estimate what you will spend during the next Plan Year (or the balance of the current Plan Year) (January 1 to December 31, plus the 2½ month grace period, see below) on unreimbursed medical expenses. The Company will deduct from your paycheck the amount of money you choose to set aside, in equal amounts over the course of the calendar year.

You may elect to contribute up to \$3,000 per year to the Health Care Flexible Spending Account (subject to limits under applicable law). There is a minimum contribution of \$120 per calendar year. If your spouse also has a health care flexible spending account, whether through the Company or another employer, this will not affect the maximum amount of your contribution. You may each contribute the maximum amount.

## Use All the Money in Your Account

*You must request reimbursement by April 30 of the following year for health care expenses incurred during the Plan Year and the grace period (the following January 1 – March 15).*

The amount available to you for reimbursement for qualifying expenses incurred during the Plan Year (plus the 2½ month grace period) is the annual amount you have elected to contribute to the spending account, even if the full amount has not yet been deducted from your pay. For example, if you elect to contribute \$1,200 to the spending account, the entire \$1,200 will be available to you for reimbursement of your eligible expenses beginning January 1. *Note that there is a different rule for reimbursements from the Dependent Care Flexible Spending Account.*

According to IRS rules, any amounts remaining in your spending account after the deadline for submitting claims incurred during the Plan Year (plus the 2½ month grace period) will be forfeited. You may not carry forward unused amounts to the next Plan Year, and you may not transfer unused amounts from the Health Care Flexible Spending Account to another employee or to another plan or account (such as the Dependent Care Flexible Spending Account). Therefore, you should plan carefully before you make your annual contribution election. Any forfeited amounts are used by American Water to reduce future administrative expenses.

The claims accumulation period for the Health Care Flexible Spending Account is 14½ months – the current 12-month Plan Year (January 1 – December 31) plus the period January 1 through March 15 of the following calendar year. The deadline to submit claims for reimbursement from your Health Care Flexible Spending Account is April 30 of the following year. You must be an active participant or COBRA participant as of December 31 in order to take advantage of the grace period. Expenses incurred during the grace period that are not applied against your Health Care Flexible Spending Account balance for the prior Plan Year can be applied against the Health Care Flexible Spending Account for the current Plan Year. For example, if you establish a Health Care Flexible Spending Account for 2012, eligible expenses incurred during the period January 1, 2013 – March 15, 2013 can be applied against your 2012 account balance. If you have exhausted your 2012 account balance or you do not submit the grace period expenses by April 30, 2013, you can apply those expenses against your 2013 Health Care Flexible Spending Account, if any. If you do not have a 2013 Health Care Flexible Spending Account, you would not be able to be reimbursed for those grace period expenses.

### Can I Change the Amount of My Contributions?

You can start, stop, or change the automatic deductions from your paycheck during the calendar year only if you have a qualified change in status (as listed below). The change in status must be on account of, and correspond with, a change in status affecting eligibility. The following events are changes in status:

- **Change in your legal marital status** (marriage, death of spouse, divorce, legal separation, or annulment).
- **Change in the number of your eligible spouse, same-sex domestic partner, or child(ren)** (gain a child through birth, adoption, placement for adoption; loss of an eligible spouse, same-sex domestic partner, or child through death).
- **Change in your eligible spouse's, same-sex domestic partner's, or child(ren)'s eligibility status** (eligible spouse, same-sex domestic partner, or child qualifies or no longer qualifies because of age or marriage).

### Expenses Eligible for Reimbursement

Only “qualifying” expenses can be reimbursed through the Health Care Flexible Spending Account. These include:

- Medical, dental, and vision care expenses incurred by you or an eligible spouse, child(ren), or qualifying individual (as defined by the IRS) in the diagnosis, treatment, or prevention of disease, including prescription drug expenses and transportation or lodging expenses incurred in receiving treatment.

- Certain other medical expenses not covered by your medical insurance.
- Deductibles or copayments you have paid under any type of health care plan.
- Over-the-counter medicines and drugs only if accompanied by a written prescription, provided they are for the diagnosis, cure, mitigation, treatment, or prevention of disease or for the purpose of affecting any structure or function of the body. The over-the-counter drug must be more than just beneficial to general health and not “cosmetic” in nature.

Some over-the-counter drugs have a dual purpose, serving a personal/cosmetic or general health purpose as well as a medical purpose. These drugs will require a letter from a doctor stating the medical condition or disease that is being treated.

*Remember, the following lists of eligible and ineligible expenses are not complete. If you have a question as to whether or not an expense is eligible, please call Horizon FSA at (800) 224-4426.*

Keep in mind that the expenses you submit for reimbursement may not be covered or reimbursed by other insurance or another source, including a plan sponsored by your spouse’s employer, Medicare, Workers’ Compensation, automobile insurance, or any recovery or settlement from a lawsuit.

For additional information, call Horizon FSA at (800) 224-4426. You can also refer to IRS Publication 502 (“Medical and Dental Expenses”). You can request a copy of Publication 502 from your local IRS office or go online at [www.irs.gov/publications/p502](http://www.irs.gov/publications/p502). But keep in mind, not all expenses listed in Publication 502 are eligible (like insurance premiums) and some expenses not listed in the publication are eligible (such as some over-the-counter drugs and medicines if accompanied by a written prescription).

Below is a list of some of the health care expenses eligible for reimbursement from your spending account. Only health care expenses not reimbursed by insurance can be claimed.

- Acupuncture (excluding remedies).
- Adoption.
- Adult diapers.
- Alcoholism treatment.
- Ambulance.
- Artificial insemination.
- Artificial limbs/teeth.
- Birth control.
- Braille books/magazines.
- Chiropractic treatment.
- Christian Science practitioners.
- Coinsurance/deductibles.



- Contact lenses/saline solution.
- Copayments.
- Cosmetic surgery:
  - To treat illness/disease;
  - To improve a congenital abnormality;
  - To treat injury from accident/trauma; or
  - To improve a disfiguring deformity.
- Crutches.
- Deductibles.
- Dental treatment and oral surgery (non-cosmetic only).
- Dentures.
- Diagnostic fees.
- Dietary supplements and vitamins with doctor's letter of medical necessity.
- Doctor fees (cosmetic procedures not eligible).
- Drug addiction treatments.
- Drug and medical supplies (i.e., syringes, needles, etc.).
- Excess of reasonable and customary charges scheduled, annual, or lifetime maximums.
- Eye care/exams.
- Eye surgery (cataracts, LASIK, etc.).
- Eyeglasses (prescription only).
- Guide dogs.
- Hearing aids/exams.
- Hearing devices and batteries.
- Home health care.
- Hospital bills.
- Insulin.
- In-vitro fertilization.
- Laboratory fees.
- Nursing home costs.
- Orthodontia (non-cosmetic only).
- Orthopedic devices.
- Over-the-counter drugs that are medically necessary like allergy medications, aspirin, or antacids if accompanied by a written prescription (see list below).
- Oxygen.
- Prescribed medicines.
- Psychiatric treatment.
- Psychologist's fees.



- Routine physicals and other non-diagnostic services or treatments.
- Smoking-cessation over-the-counter drugs if accompanied by a written prescription.
- Smoking cessation programs.
- Specialized car equipment for disabled persons.
- Speech therapy.
- Sterilization.
- Surgical fees.
- Transplants (except hair).
- Vaccinations and immunizations.
- Vitamins, with doctor's letter of medical necessity.
- Weight loss programs.
- Weight-loss over-the-counter drugs with doctor's letter of medical necessity.
- Well-baby care.
- Wheelchairs.
- X-ray fees.

### **Over-the-Counter Drugs or Medicines**

The following over-the-counter items qualify for reimbursement under the Health Care Flexible Spending Account only if accompanied by a written prescription:

- Antiseptics.
- Asthma medications.
- Cold, flu, and allergy medications.
- Ear/eye care.
- Health aids.
- Pain relief.
- Stomach care.

### **Over-the-Counter Supplies**

The following over-the-counter supplies qualify for reimbursement under the Health Care Flexible Spending Account:

- Diabetic supplies.
- Personal test kits.

### **Dual Use Items**

The following dual use items qualify for reimbursement under the Health Care Flexible Spending Account with a letter of medical necessity from the patient's doctor:

- Blood pressure meter.
- Gauze and tape.
- Gloves and masks.
- Herbs.

## Expenses Not Eligible for Reimbursement

- Leg or arm braces.
- Massagers.
- Minerals.
- Saline nose drops.
- Special supplements.
- Thermometers.

The following are not considered qualifying health care expenses and cannot be reimbursed from the Health Care Flexible Spending Account:

- Bleaching/bonding of teeth.
- Contact lens insurance.
- Cosmetic surgery, unless necessary to correct a deformity which is congenital or which resulted from a disfiguring illness or an injury resulting from an accident or trauma.
- Dancing lessons.
- Diaper services for children.
- Electrolysis.
- Expenses for general health purposes, such as fitness, exercise, or health club dues unless recommended by a doctor for a particular medical condition.
- Expenses for weight loss programs *unless* recommended by a doctor to treat obesity.
- Expenses in excess of the amount you have elected to contribute to the Health Care Flexible Spending Account.
- Expenses of someone who is not an eligible spouse, same-sex domestic partner, or child.
- Funeral expenses.
- Hair restoration (procedures, drugs, or medications).
- Hair transplants.
- Health club or gym memberships for general health.
- Household help.
- Insurance premiums (including COBRA premiums).
- Liposuction.
- Marriage and family counseling.
- Maternity clothes.
- Over-the-counter supplies, drugs, or medications that are not medically necessary or are not prescribed by your doctor.

- Over-the-counter drugs or medications that are not prescribed by your doctor.
- Premiums you or your spouse pays for insurance coverage.
- Rogaine, when used for cosmetic purposes; that is, to stimulate growth, and not for a specific medical condition.
- School tuition.
- Swimming lessons.
- Transportation costs of a disabled person to and from work.
- Vacation or travel costs to improve health.
- YMCA/YWCA memberships.

This list is intended to give you a general description of expenses not eligible for reimbursement through the spending account. *There may be other expenses, in addition to those listed above, which are not eligible.*

**Over-the-Counter Expenses Not Eligible for Reimbursement**

The following over-the-counter items do not qualify for reimbursement from the Health Care Flexible Spending Account:

- Aromatherapy.
- Baby bottles and cups.
- Baby oil.
- Baby wipes.
- Breast enhancement system.
- Cosmetics.
- Cotton swabs.
- Dental floss.
- Deodorants.
- Facial care.
- Feminine care.
- Fragrances.
- Hair regrowth.
- Low "carb" foods.
- Low calorie foods.
- Oral care.
- Petroleum jelly.
- Shampoo and conditioner.
- Skin care.
- Spa salts.
- Sun tanning products.
- Toothbrushes.

## Submitting Claims

You may be reimbursed from your Health Care Flexible Spending Account by completing a *Claim for Reimbursement* form, which can be downloaded from [www.horizonblue.com/fsa](http://www.horizonblue.com/fsa).

Any itemized bills that you submit should contain, at a minimum, the following information:

- The name of the patient and the employee;
- The date(s) the services were provided;
- A description of the service or item provided;
- The name and address of the provider;
- The cost of the service or item; and
- Amount covered by insurance.

Sign and date the claim form. Attach copies of bills, invoices, or other written statements from a third party that support each reimbursement request and mail or fax to:

**Horizon Blue Cross Blue Shield of New Jersey**  
**3 Penn Plaza East PP-05S**  
**Newark, NJ 07105-2200**  
**Fax: (973) 274-2215**

You will receive an Explanation of Payment (EOP) statement from Horizon detailing the status of your account with each reimbursement.

## Family and Medical Leaves of Absence

If you take a Family and Medical Leave of Absence (FMLA Leave) from American Water, your pre-tax payroll deductions to the Health Care Flexible Spending Account will stop. You may continue to make contributions on an after-tax basis only by sending a monthly check to American Water.

## Termination/ Retirement of Employment

If you terminate or retire from American Water, your pre-tax payroll deductions to the Health Care Flexible Spending Account will stop. You may still continue to submit claims for reimbursement of expenses incurred **before** your date of termination/retirement.

Under certain circumstances, you may continue participating under COBRA and make contributions on an after-tax basis by sending a monthly check to American Water. Participants who continue to participate under COBRA will be able to submit claims for reimbursement of expenses incurred while they are participating in the Health Care Flexible Spending Account.

## *The Dependent Care Flexible Spending Account*

*The cost of caring for your dependents while you work can be more affordable when you participate in the American Water Dependent Care Flexible Spending Account.*

The Dependent Care Flexible Spending Account allows you to contribute money on a pre-tax basis to an account set up for you. These amounts can be used to reimburse you for most daycare or eldercare expenses you might incur for your qualifying dependents.

Here is an example of the potential tax savings with a Dependent Care Flexible Spending Account:

	With Account	Without Account
Annual Family Income	\$50,000	\$50,000
Minus Pre-Tax Contributions to Account	\$ 5,000	None
Taxable Income	\$45,000	\$50,000
Federal and Social Security Taxes	\$11,993	\$13,325
After-Tax Dependent Care Expenses	None	\$ 5,000
Net Disposable Income	\$33,007	\$31,675
<b>Tax Savings (Extra Take-Home Pay)</b>	<b>\$ 1,332</b>	

*Example uses tax rates of 15% federal, 4% state and 7.65% Social Security. Consult your tax advisor to determine tax savings for your particular situation.*

### **Eligibility**

If you are an eligible employee (see "Eligibility" on page 5), you are eligible to participate in the Dependent Care Flexible Spending Account as of the first day of the month following completion of one full month of continuous employment. You may enroll by completing the enrollment process (See "Enrolling for Coverage" on page 9) If you are newly hired, **you must enroll** and make your contribution election within the 31-day enrollment period. You will have the opportunity to change your elections in the fall of every year, effective for the upcoming Plan Year. You are not permitted to make changes to your election amount during the Plan Year, except under certain circumstances (see page 104).

## Qualifying Dependents

Expenses are reimbursable for care of the following qualifying dependents:

- Your child, grandchild, brother or sister who is **under age 13**, who resides in your household for more than one-half of the year, and who does not provide more than one-half of his or her own support for the year;
- A disabled spouse who resides in your household for more than one-half of the year; and
- A disabled relative or household member who is principally dependent on you for support and who resides in your household for more than one-half of the year.

In the case of a child who receives over one-half of his or her support during the calendar year from his or her parents (i) who are divorced or legally separated under a decree of divorce or separate maintenance, (ii) who are separated under a written separation agreement, (iii) who live apart at all times during the last six months of the year, (iv) who have agreed that the custodial parent will not claim the child as an income tax exemption, and (v) where such child is in the custody of one or both parents for more than one-half of the year, such child will be considered the dependent of both parents, regardless of the child's place of residence or the amount of support provided by either parent. Contact your tax advisor or refer to IRS Publication 503 (Child and Dependent Care Expenses) for more information.

## How the Account Works

When you have eligible dependent care expenses, you pay the bill and submit a reimbursement claim to Horizon, along with a copy of the bill. You can be reimbursed for these expenses from your account by filing a claim form, **assuming that you have enough money in your account**. If not, you will be reimbursed up to the amount in your account and the remainder of the claim will be held until the balance in your Dependent Care Flexible Spending Account is sufficient to cover the bill.

Keep in mind, however, that because you are contributing to the spending account through payroll deductions, you will have a period of increased expenses. You will have to pay your dependent care provider, as well as have payroll deductions, before receiving reimbursement from your account.

## How Much Can I Contribute?

You may contribute up to a maximum of \$5,000 per year (\$2,500 if married but filing a separate tax return), regardless of the actual number of qualifying dependents you have. Normally, amounts reimbursed from your Dependent Care Flexible Spending Account are tax-free to you. However, federal law states that the amount excluded from your gross income cannot exceed, in any calendar year (under all dependent care plans in which you or your spouse may participate) the lesser of:

- \$5,000 (\$2,500 if you are married and filing separate federal income tax returns);
- Your annual income; or
- Your spouse's annual income.

If your spouse is (1) a full-time student for at least five months during the year or (2) physically and/or mentally disabled, there is a special rule to determine his or her annual income. To calculate the income, determine your spouse's actual taxable income (if any) earned each month that he or she is a full-time student or disabled. Then, for each month, compare this amount to either \$250 (if you claim expenses for one dependent) or \$500 (if you claim expenses for two or more dependents). The amount you use to determine your spouse's annual income is the greater of the actual earned income or 12 times the assumed monthly income amounts of either \$250 or \$500.

If you are married and filing separate federal income tax returns, the \$2,500 limit described above will not apply if you are (1) legally separated or (2) separated for more than six months and pay for more than half of the household expenses.

By making an election under the Dependent Care Flexible Spending Account, you are representing to the Company that your contributions to the Dependent Care Flexible Spending Account are not expected to exceed these limits.

To qualify for tax-free treatment, you are required to list on your federal income tax return the name and taxpayer identification number of any person who provided you with dependent care services during the calendar year for which you have claimed a tax-free reimbursement. The identification number of a care provider who is an individual and not a care center is that individual's Social Security number. You should make your care provider aware of this reporting requirement.

*You may elect to contribute up to \$5,000 per household per year (or your or your spouse's earned wages, whichever is less) to your Dependent Care Flexible Spending Account.*

## **Determining How Much to Contribute**

In addition, your Dependent Care Flexible Spending Account contribution can never be more than your earned wages or your spouse's earned wages, whichever is less. If your spouse is a full-time student, the IRS considers him or her to be gainfully employed, with earned income of \$250 per month (if you have one qualifying dependent) or \$500 per month (if you have two or more qualifying dependents) for each month the spouse is a student. To be considered a "full-time student" as defined by the IRS, your spouse must maintain full-time status at a college or university during at least five months of the year.

The amount you elect to contribute will depend upon the amount you anticipate you will need to cover your dependent care expenses for the Plan Year (January 1 – December 31). You should compare the tax benefit you would receive with the Dependent Care Flexible Spending Account to the benefit that you would receive with the federal child and dependent care tax credit (see below), and then choose between them. For additional details about the federal tax credit, see IRS Publication 503 ("Child and Dependent Care Expenses") and IRS Tax Topic 602 ([www.irs.gov/taxtopics/tc602.html](http://www.irs.gov/taxtopics/tc602.html)). You can request a copy of Publication 503 from your local IRS office or go online at [www.irs.gov/publications/p503](http://www.irs.gov/publications/p503).

**Federal Earned Income Credit.** A tax credit available under current tax law is the earned income credit. This credit also reduces the federal tax you have to pay on a dollar-for-dollar basis, but is calculated somewhat differently from the child care credit described above. The credit is available to individuals with incomes below certain thresholds and the amount of the credit increases if you have qualified children. A qualified child is defined as a child who is under age 19 (under age 24 if a student) or who is totally and permanently disabled. The credit does not depend on the amount you pay in child care expenses. The earned income credit has no effect on the amount you can contribute under the Dependent Care Flexible Spending Account for dependent care expenses. Moreover, the use of the Dependent Care Flexible Spending Account may result in a reduction in your taxable income, thus qualifying you for the earned income credit where you would not otherwise have qualified.



## Use All the Money in Your Account

You must request reimbursement by March 31 of the following year for dependent care expenses incurred on or before December 31 of each Plan Year.

According to IRS rules, any amounts remaining in your spending account after the deadline for submitting claims for the Plan Year will be forfeited. You may not carry forward unused amounts to the next Plan Year, and you may not transfer unused amounts from the Dependent Care Flexible Spending Account to another employee or to another plan or account (such as the Health Care Flexible Spending Account). Therefore, you should plan carefully before you make your annual contribution election. Any forfeited amounts are used by American Water to reduce future administrative expenses.

## Expenses Eligible for Reimbursement

The following expenses may be reimbursed so that you, the employee (and your spouse, if you are married), can work or look for work. There is an exception to this rule if you or your spouse works part-time and the payment for care must be made on a periodic (for example, weekly or monthly) basis. In this case, expenses for both work and non-work days are eligible. If payment is made on a daily basis, expenses must be allocated between work and non-work days. Similarly, if you or your spouse is not working due to illness, and you must pay for care on a periodic basis, expenses for non-work days are eligible if the absence is considered short and temporary.

Expenses may also be reimbursed so that your spouse can attend school full-time or if your spouse is physically or mentally unable to care for himself or herself. Eligible expenses include:

*You may receive reimbursement from your account for expenses that have been incurred for services rendered during the Plan Year. In order to be reimbursed for these expenses, the taxpayer ID number or Social Security number of the provider must be submitted.*

- Qualified child or adult day care center expenses (if the center provides care for more than six non-resident persons, the center must meet state or local regulations and receives a fee for such services, whether or not for profit).
- Before-school care, after-school care, or extended day programs (supervised activities for children after the regular school program) if used to enable you and your spouse to work.
- A babysitter or companion inside or outside the home.
- A housekeeper, nanny, or au pair to the extent the expenses are for the care of a qualifying individual.
- A relative (who is not your dependent nor your child under age 19) who cares for a dependent.
- Someone who cares for an elderly or disabled dependent in your home.
- Nursery school or pre-kindergarten.

- Agency, application, deposit, or other registration fees if necessary to obtain the related care. Fees should not be reimbursed until care is provided, and fees that are forfeited (for example, because you select a different provider) do not qualify.
- Custodial expenses for a dependent over age 13, not attributable to medical services, provided the qualifying individual spends at least eight hours each day in your home.
- Summer day camp tuition (including specialty camp) or a similar program to care for a qualifying individual. Separate equipment or similar charges (e.g., a laptop rental fee) do not qualify.
- FICA and FUTA taxes of a day care provider, as long as the overall expenses of the care provider qualify.
- Late fees charged to care for the child because the child was picked up late. Late fees charged because the childcare bill was paid late do not qualify.
- Sick-child facility expenses (care to enable you to go to work when the child is ill).
- Transportation costs to and from the location where the care or program is provided, if the expense is part of the cost of the program.

### **Expenses Not Eligible for Reimbursement**

Expenses ineligible for reimbursement include the following:

- Payments for babysitters when you are not working, such as in the evening or on weekends.
- Private school tuition (except before-school and after-school care).
- Educational expenses for children in kindergarten or higher.
- Boarding school tuition.
- Overnight camp expenses.
- 24-hour-a-day nursing home expenses.
- Transportation costs to and from the location where the care or program is provided, unless the expense is part of the cost of the program.
- Expenses for food, clothing, education, or entertainment incurred for the normal care of an eligible dependent, unless these expenses are incidental and cannot be separated from the cost of care.
- Cost for care that enables your spouse to do volunteer work.

This list is intended to give you a general description of expenses not eligible for reimbursement through the spending account. There may be other expenses in addition to those listed above which are not eligible.

## Can I Change the Amount of My Contributions?

You can start, stop, or change the automatic deductions from your paycheck during the calendar year if there is a change in your dependent care provider, if there is a change in the cost of dependent care, or if your dependent no longer meets the definition of qualifying individual. Here are some examples of situations in which you can change your election:

- Change from one childcare center to another and the new center charges a different rate.
- Change in a home childcare provider, including a change in a nanny-sharing arrangement.
- A qualifying child reaches age 13 and is no longer an eligible dependent under the Dependent Care Flexible Spending Account.
- The employee marries and the new spouse has dependent children, increasing dependent care costs.
- Child of divorced parents switches residence between parents.

## Submitting Claims

You may be reimbursed from your Dependent Care Flexible Spending Account by completing a Claim for Reimbursement form, which can be downloaded from [www.horizonblue.com/fsa](http://www.horizonblue.com/fsa). You must submit the form along with proof of payment for the services (such as receipts, statements, canceled checks, etc.).

Any itemized bills that you submit should contain, at a minimum, the following information

- The dependent's name and age;
- The nature of the care provided;
- The date(s) the care was provided;
- The amount paid for the care;
- The dependent's relationship to you; and
- The name and taxpayer identification number (or Social Security number) of the care provider.

Sign and date the claim form. Attach copies of bills, invoices, or other written statements from a third party that support each reimbursement request and mail or fax to:

**Horizon Blue Cross Blue Shield of New Jersey**  
**3 Penn Plaza East PP-05S**  
**Newark, NJ 07105-2200**  
**Fax: (973) 274-2215**

Remember that you are entitled to reimbursement only *after* the care has been provided, even if you pay for dependent care in advance.

### **Family and Medical Leaves of Absence**

You will receive an Explanation of Payment (EOP) statement from Horizon detailing the status of your account with each reimbursement.

If you take a Family and Medical Leave of Absence (FMLA Leave) from American Water, your pre-tax payroll deductions to the Dependent Care Flexible Spending Account will stop. You may submit claims for reimbursement for care provided through your last day of work before your leave began.

### **Termination of Employment**

If you terminate or retire from American Water, your pre-tax payroll deductions to the Dependent Care Flexible Spending Account will stop. You may still continue to submit claims for reimbursement of expenses incurred **before** your date of termination. Expenses for care provided after your date of termination are not eligible for reimbursement. COBRA continuation coverage does not apply to the Dependent Care Flexible Spending Account.

*Disability Coverage*  
*(Sick Leave, STD, and LTD)*

---

## *Disability Benefits*

Disability benefits provide income protection when you are unable to work because of an extended illness or injury. American Water provides you with paid sick leave, Short Term Disability (STD), and Long Term Disability (LTD) benefits – at no cost to you.

You are eligible for disability benefits (sick leave, STD, and LTD) if you are a full-time eligible employee (see "Eligibility" on page 5). Part-time employees and temporary employees are not eligible, unless specified by state laws.

Your eligibility date is the first day of the month following completion of one full month of continuous service, provided you are then actively working or would have been able to work had you been scheduled to work that day. If you are on a layoff, on disability, or on leave of absence on your eligibility date, coverage or an increase in coverage will begin on the day you return to active full-time work for one full day.

The table on page 109 summarizes the Plan's disability benefits.

---

## *Sick Leave Policy*

Effective July 1, 2001, all then-current employees were eligible to bank their sick leave under the existing policy effective June 30, 2001. Every employee is eligible for two weeks of paid sick leave per calendar year. Employees must use their two weeks of annual sick leave before having to access sick time in their bank. The sick leave bank (which pays 100% of pay) must be used before receiving Short Term Disability (which pays 75% of pay). However, the sick time and Short Term Disability run concurrently; therefore, if you have used 15 weeks of sick time, only 37 weeks of Short Term Disability remain. Once the bank has been exhausted, it will not be reinstated. Unused sick days cannot be carried over into the next calendar year. Unused sick leave will not be paid out upon termination.

---

## ***Short Term Disability Insurance Benefits***

If you are eligible for Short Term Disability (STD) benefits and are still disabled after you exhaust your paid sick leave and sick bank, STD coverage will start paying benefits. You will receive 75% of your base pay each week for 50 weeks (unless superseded by state law), for a combined duration of 52 weeks of payments.

### **Effective August 1, 2012**

**Disabled or disability** means that, due to sickness or as a direct result of accidental injury:

- You are receiving Appropriate Care and Treatment and complying with the requirements of such treatment; and
- You are unable to earn more than 80% of your Predisability Earnings at your own occupation from any employer.

For purposes of determining whether a disability is the direct result of an accidental injury, the disability must have occurred within 90 days of the accidental injury and resulted from such injury independent of other causes.

If your occupation requires a license, the fact that you lose your license for any reason will not, in itself, constitute disability.

**Appropriate Care and Treatment** means medical care and treatment that is:

- Given by a physician whose medical training and clinical specialty are appropriate for treating your disability;
- Consistent in type, frequency, and duration of treatment with relevant guidelines of national medical research, health care coverage organizations and governmental agencies;
- Consistent with a physician's diagnosis of your disability; and
- Intended to maximize your medical and functional improvement.

### **Prior to August 1, 2012**

A "disability absence" is time lost from work because of a non-occupational injury or illness which started while you were covered under this Plan.

*Note: Short Term Disability does not begin until you have used your two weeks of sick leave and all accumulated banked sick time.*

**Example:** Tony has completed 10 years of service as of June 30, 2001. This entitles him to 10 weeks of banked sick leave. On June 30, 2011, he suffers an illness that lasts 15 weeks.

For the first two weeks, Tony will use his two weeks of sick leave at 100% of base pay.

For the next 10 weeks, Tony will use his sick leave bank at 100% of base pay.

For the next three weeks, Tony will receive 75% of his base pay under the STD plan.

If Tony’s disability lasts more than 52 weeks, he would start to receive LTD benefits of 60% of his base pay for as long as he remained disabled up to age 65.

<b>Sick Leave</b>	2 weeks at 100% of pay each year
<b>Sick Bank (if available)</b>	100% of pay if you have banked sick leave remaining
<b>Short Term Disability (STD)</b>	75% of base pay, which ends when sick leave, sick bank, and STD equal 52 weeks combined
<b>Long Term Disability (LTD) BEGINS AFTER 52 WEEKS</b>	<ul style="list-style-type: none"> <li>• 100% of pay for any unused banked sick leave in excess of 50 weeks</li> <li>• 100% of pay for unused eligible vacation time at employee’s discretion</li> <li>• 60% of base pay (up to \$15,000 benefit per month), with offsets, to age 65, as long as you remain disabled</li> </ul>

If your banked sick leave exceeds 52 weeks, you will continue to receive 100% of base pay until your sick leave is exhausted. Even though LTD benefits begin after 52 weeks, they are offset by your banked sick leave. Since you will already be receiving 100% of pay from American Water, you will not receive an additional check for LTD benefits (but your period of disability will be running). When your banked sick leave is exhausted, you have the option of taking any unused eligible vacation time, which will extend your 100% of pay.

Your benefit amount will be reduced by the amount of all Other Income that was actually paid to you for the same disability for which you are claiming benefits. Other Income includes the following:

- Any disability benefits for you, your spouse, or child(ren) under:
  - Federal Social Security Act;
  - Canadian Pension Plan;
  - Quebec Pension Plan;
  - Railroad Retirement Act; or



- Any similar plan or act.
- Any retirement benefits under:
  - Federal Social Security Act;
  - Canadian Pension Plan;
  - Quebec Pension Plan;
  - Railroad Retirement Act;
  - Your retirement plan; or
  - Any similar plan or act.
- Any income received for disability under:
  - A government compulsory benefit plan or program which provides payment for loss of time from your job due to your disability, whether such payment is made directly by the plan or program or through a third party (these are state plan benefits);
  - Any sick pay that the Company pays to you;
  - Workers’ Compensation or a similar law which provide periodic benefits;
  - Occupational disease laws; or
  - Any income that you receive from working while disabled to the extent that such income reduces the amount of your Weekly Benefit as described in “Work Incentive.”

**REDUCING YOUR DISABILITY BENEFIT BY AN ESTIMATED BENEFIT**

If there is reasonable, good faith belief that you are entitled to disability benefits under the following sources of Other Income, you must apply for such benefits:

- Federal Social Security Act (Primary and/or Family Benefits); and/or
- Any state compulsory/statutory benefit law.

To apply for the Other Income benefits referenced above means to pursue such benefits with reasonable diligence until you receive the respective approval from the Social Security Administration and/or the appropriate state agency or a final denial at the administrative level.

You must send proof that you have applied for such benefits. If your application for such benefits is approved, your disability benefit will be reduced by the amount actually paid to you from such source(s).

If you fail to apply for any of the above referenced Other Income benefits or pursue such benefits with reasonable diligence, and if there is a reasonable means of estimating the amount of such benefits which may become payable to you, the amount of your disability benefit will be reduced by the amount of such estimated benefits that you, your spouse, or child(ren) are eligible to receive because of your disability. This will start with the first disability benefit payment coincident with the date you were eligible to receive such benefits unless the following is received by the administrator:

- Proof that you have applied for and are pursuing such benefits with reasonable diligence;
- Approval of your claim for such benefits; or
- A notice of final denial of such benefits.

When you do receive approval or notice of final denial of the above referenced Other Income benefits, you must notify the administrator immediately so the amount of your disability benefit can be adjusted. You must promptly repay any overpayments.

Benefits start on Day 8 of a disability due to illness, including pregnancy, and on Day 1 of a disability due to injury (the Elimination Period).

#### **Prior to August 1, 2012**

You must report your case to Aetna at (866) 280-8648 if you are (or expect to be) absent from work for more than five consecutive workdays. Even if you are receiving 100% of pay, **you must register your disability with Aetna.** You will not be eligible for STD benefits for any period of time in which you are eligible to receive paid sick leave, and the combination of paid sick leave and STD benefits will not exceed 52 weeks.

#### **Effective August 1, 2012**

You must report your case to Met Life at (855) 517-8273 if you are (or expect to be) absent from work for more than five consecutive workdays. Even if you are receiving 100% of pay, **you must register your disability with MetLife.** You will not be eligible for STD benefits for any period of time in which you are eligible to receive paid sick leave, and the combination of paid sick leave and STD benefits will not exceed 52 weeks.

You must provide a doctor's certification that you are disabled and medically unable to work because of the specific condition. The Claims Administrator may request any additional evidence it believes is necessary before deciding that benefits are payable.

More than one disability absence will be part of the same period of disability:

- If it is due to the same or a related cause; and
- If it is separated by less than two consecutive weeks of full-time work.

Your Maximum Period of Payment starts over if:

- A new disability absence is due to a cause different from that of any prior disability, and
- It is separated from the prior disability by at least one day of full-time active work.

---

### ***STD Benefit Limitations***

No benefits are payable for:

- Days on which you do work for pay or profit outside American Water.
- Any period of time you are not under a doctor's care. You must have been seen in person and treated by a doctor to be deemed under his or her care.
- The date you cease or refuse to participate in a required Rehabilitation Program.

---

### ***Coverage for Occupational Illness or Injury***

This Plan pays a Weekly Benefit if you are absent from work, while covered, because of an illness or injury resulting from employment with American Water. However, the weekly benefit amount will be reduced by the weekly amount for which you are eligible for time lost under any Workers' Compensation law or any other similar law or doctrine. This benefit runs concurrently with sick leave.

---

## *Work Incentive*

Effective August 1, 2012 – If you work while you are disabled and receiving weekly benefits, your weekly benefit will not be reduced by the amount you earn from working, except to the extent that such adjusted weekly benefit plus the amount you earn from working and the income you receive from Other Income exceeds 100% of your predisability earnings as calculated in the definition of disability.

---

## *Submitting STD Claims*

To apply for benefits under the Short Term Disability Plan, contact the Claims Administrator (see page 193).

To receive disability benefits, you must file a claim within 31 days of your disability. Even if you are using sick time, **you must register your disability with the Claims Administrator.** Benefits will begin after the Elimination Period as soon as the Claims Administrator receives the information to verify your disability.

While you are receiving STD benefits, you may be required to periodically provide the Claims Administrator with additional medical information from your doctor documenting your continued disability. The Claims Administrator may also require that an appointed doctor examine you in order to verify your disability.

**It is your responsibility to provide the Claims Administrator with the requested documentation supporting your claim. Otherwise, your benefits will stop.**

---

## *Long Term Disability (LTD) Benefits*

### **Waiting Period**

If you remain disabled after exhausting your paid sick leave and STD benefits, you are eligible to receive LTD benefits. You will receive a scheduled Monthly Benefit equal to a percentage of your predisability earnings.

The Waiting Period before LTD benefits begin is the greater of:

- The first 52 weeks of a period of disability; and
- The period of time when disability benefits are payable from any Short Term Disability benefits or salary continuation program sponsored by the Company . This could occur if banked sick time exceeds 52 weeks.

### **Scheduled Monthly Benefit**

The monthly LTD benefit is 60% of your monthly predisability earnings. Benefits will be reduced by “Other Income benefits,” as described on page 122.

The maximum monthly LTD benefit is \$15,000.

*Note: Provisions of the Long Term Disability Plan identified as effective prior to August 1, 2012 shall apply to all disabilities where the period of disability began prior to August 1, 2012. Provisions identified as effective as of August 1, 2012 shall apply only to disabilities where the period of disability begins on or after August 1, 2012.*

---

## *Long Term Disability*

### **Prior to August 1, 2012**

For purposes of receiving LTD benefits, you are deemed to be totally disabled if, in the first 24 months of a period of disability:

- You are unable to perform all the material duties of your regular occupation, because of injury or disease. If you start work at a reasonable occupation, you will no longer be deemed totally disabled.
- After disability benefits have been paid for 24 months, you are unable to perform all the duties of any occupation that you may reasonably become qualified based on education, training, or experience, or only because of injury or disease you are unable to earn more than 80% of your adjusted predisability earnings.

You will not be deemed to be performing the material duties of your own occupation or working at a reasonable occupation on any day if:

- You are not performing all of the material duties of your own occupation or you are working at any occupation (full-time or part-time); and
- Solely due to disease or injury, your income from either your own occupation or any occupation is 80% or less of your adjusted predisability earnings.

“Reasonable occupation” is any gainful activity for which you are, or may reasonably become, suited because of your education, training, or experience. It does not include work under an Approved Rehabilitation Program. This determination will be made by Aetna in its sole discretion.

**Effective August 1, 2012**

Disabled or Disability means that, due to sickness or as a direct result of accidental injury:

- You are receiving Appropriate Care and Treatment and complying with the requirements of such treatment; and
- You are unable to earn:
  - During the Elimination Period and the next 24 months of sickness or accidental injury, more than 80% of your Predisability Earnings at your own occupation from any employer in your local economy; and
  - After such period, more than 80% of your Predisability Earnings from any employer in your local economy at any gainful occupation for which you are reasonably qualified taking into account your training, education, and experience.

For purposes of determining whether a disability is the direct result of an accidental injury, the disability must have occurred within 90 days of the accidental injury and resulted from such injury independent of other causes.

**Effective August 1, 2012** – If you are disabled and have received a Monthly Benefit for 12 months, MetLife will adjust your Predisability Earnings only for the purposes of determining whether you continue to be disabled and for calculating the return-to-work incentive, if any. MetLife will make the initial adjustment as follows:

MetLife will add to your Predisability Earnings an amount equal to the product of:

- Your Predisability Earnings times
- The lesser of:
  - 10%; or
  - The annual rate of increase in the Consumer Price Index for the prior calendar year.

Annually thereafter, MetLife will add an amount to your adjusted Predisability Earnings calculated by the method set forth above but substituting your adjusted Predisability Earnings from the prior year for your Predisability Earnings. *This adjustment is not a cost-of-living benefit.*

If your occupation requires a license, the fact that you lose your license for any reason will not, in itself, constitute disability.

A period of “disability” begins on the first day you are disabled as a direct result of a significant change in your physical or mental condition that happens while you are covered under this Plan.

## **When Disability Period Begins**

### **Prior to August 1, 2012**

You must be under the care of a doctor. (You will not be deemed to be under the care of a doctor on any given day unless your doctor has seen and treated you in person for the disease or injury that caused the total disability in the prior 31-day period.)

### **Effective August 1, 2012**

You must be receiving Appropriate Care and Treatment for your disability.

**Appropriate Care and Treatment** means medical care and treatment that is:

- Given by a physician whose medical training and clinical specialty are appropriate for treating your disability;
- Consistent in type, frequency, and duration of treatment with relevant guidelines of national medical research, health care coverage organizations, and governmental agencies;
- Consistent with a physician’s diagnosis of your disability; and
- Intended to maximize your medical and functional improvement.

## When Disability Period Ends

Your period of disability ends on the first to occur of:

- The date you are not totally disabled.
- The date you start work at a reasonable occupation.
- The date you fail to give proof that you are still totally disabled.
- The date you refuse to be examined.
- The date you cease to be under a doctor's care.
- The expiration date of the Maximum Benefit Duration shown on the Summary of Coverage.
- The date you have income from any employer or from any occupation for compensation or profit equal to more than 80% of your adjusted predisability earnings (prior to August 1, 2012 only).
- The date you fail to give proof of your disability.
- The date of your death.
- The day after the Claims Administrator determines you are able to participate in an Approved Rehabilitation Program and you refuse to do so.

### **Prior to August 1, 2012**

A period of total disability will end after 24 Monthly Benefits are payable if it is determined that the disability is, at that time, caused to any extent by a mental condition (including conditions related to alcoholism or drug abuse) described in the most current edition of the Diagnostic and Statistical Manual of Mental Disorders (called "DSM"), published by the American Psychiatric Association.

Two exceptions to this rule apply if you are confined as an inpatient in a hospital or treatment facility (see "Types of Facility" on page 135) for that condition at the end of the 24 months.

- If the inpatient confinement lasts less than 30 days, the period of total disability will cease when you are no longer confined.
- If the inpatient confinement lasts 30 days or more, the period of total disability may continue until the date you have not been confined for that condition for a total of 90 days during any 12-month period.

### **Effective August 1, 2012**

**For Disabilities Due to Alcohol, Drug or Substance Abuse or Addiction, and Mental or Nervous Disorders or Diseases**



If you are disabled due to alcohol, drug, or substance abuse addiction or a Mental or Nervous Disorder or Disease, the limit to your disability benefits to a lifetime maximum equal to the lesser of:

- 24 months; or
- The Maximum Benefit Period.

**Effective August 1 2012**

If your disability is due to alcohol, drug, or substance addiction, you are required to participate in an alcohol, drug or substance addiction recovery program recommended by a physician. Your disability benefit payments will end at the earliest of the period described above or the date you cease, refuse to participate, or complete such recovery program.

If you are confined in a Hospital or Mental Health Facility at the end of the period shown above for which benefits are to be paid, your Monthly Benefits will continue until the end of your Hospital or Mental Health Facility confinement.

The Claims Administrator will determine if a disability is the result of a Mental or Nervous Disorder or Disease.

This limitation will not apply to a disability resulting from:

- Schizophrenia;
- Dementia; or
- Organic brain disease.

For purposes of this provision, Mental Health Facility means a facility licensed in the jurisdiction in which it is located to provide care and treatment for a Mental or Nervous Disorder or Disease. Such facility must provide care on a 24-hour-a-day basis under the supervision of a staff of physicians, and must provide a broad range of nursing care on a 24-hour-a-day basis by or under the direction of a registered professional nurse.

**Mental or Nervous Disorder or Disease** means a medical condition which meets the diagnostic criteria set forth in the most recent edition of the *Diagnostic and Statistical Manual of Mental Disorders* as of the date of your disability. A condition may be classified as a Mental or Nervous Disorder or Disease regardless of its cause.

The “Separate Periods of Disability” section below does not apply beyond 24 months to periods of disability that are subject to the above paragraph.

## Separate Periods of Disability

Once a period of total disability has ended, any new period of disability will be treated separately.

However, two or more separate periods of disability, due to the same or related causes and separated by less than six months, will be deemed to be one period of disability. Only one Waiting Period will apply.

Any day on which, solely due to disease or injury, your income is less than or equal to 80% of your adjusted predisability earnings, you will not, on that day, be deemed to be working at:

- Your own occupation; or
- Any reasonable occupation.

The first period will not be included if it began while you were not covered under this LTD Plan.

### **Prior to August 1, 2012**

**Rehabilitation Program** means a program of physical, mental or vocational rehabilitation which:

- Is expected to result in maximizing your employability; and
- Is approved, in writing, by the Claims Administrator.

The approval will be based on medical evidence and your potential for return to your own occupation or a reasonable occupation. A rehabilitation program will cease to be an approved rehabilitation program on the earliest to occur of:

- The date you are able to perform the material duties of your own occupation or work at any other reasonable occupation; or
- The date the Claims Administrator withdraws, in writing, its approval of the program.

### **Effective August 1, 2012**

**Rehabilitation program** means a program that has been approved by the Claims Administrator for the purpose of helping you return to work. It may include, but is not limited to, your participation in one or more of the following activities:

- Return to work on a modified basis with a goal of resuming employment for which you are reasonably qualified by training, education, experience, and past earnings;
- On-site job analysis;
- Job modification/accommodation;
- Training to improve job-seeking skills;

## Rehabilitation Program

- Vocational assessment;
- Short-term skills enhancement;
- Vocational training; or
- Restorative therapies to improve functional capacity to return to work.

### **Rehabilitation Program Incentive**

**Effective August 1, 2012** – If you participate in a rehabilitation program, the Claims Administrator will increase your Monthly Benefit by an amount equal to 10% of the Monthly Benefit. The Claims Administrator will do so before your Monthly Benefit is reduced by any Other Income. The available incentives are listed below.

### **Work Incentive**

While you are disabled, you are encouraged to work. If you work while you are disabled and receiving Monthly Benefits, your Monthly Benefit will be adjusted as follows:

- Your Monthly Benefit will be increased by your Rehabilitation Program, if any; and
- Reduced by Other Income as defined in the “Other Income” section.

Your Monthly Benefit as adjusted above will not be reduced by the amount you earn from working, except to the extent that such adjusted Monthly Benefit plus the amount you earn from working and the income you receive from Other Income exceeds 100% of your Predisability Earnings as calculated in the definition of disability.

In addition, the Minimum Monthly Benefit will not apply.

### **Limit on Work Incentive**

After the first 24 months following your Elimination Period, the Claims Administrator will reduce your Monthly Benefit by 50% of the amount you earn from working while disabled.

### **Family Care Incentive**

If you work or participate in a Rehabilitation Program while you are Disabled, the Claims Administrator will reimburse you for up to \$400 for monthly expenses you incur for each family member to provide:

- Care for your or your spouse's child, legally adopted child, or child for whom you or your spouse are legal guardian and who is:
  - Living with you as part of your household;
  - Dependent on you for support; and
  - Under age 13.

The child care must be provided by a licensed child care provider who may not be a member of your immediate family or living in your residence.

- Care for your family member who is:
  - Living with you as part of your household;
  - Chiefly dependent on you for support; and
  - Incapable of independent living, regardless of age, due to mental or physical handicap as defined by applicable law.

Care to your family member may not be provided by a member of your immediate family.

The Claims Administrator will make reimbursement payments to you on a monthly basis starting with the first Monthly Benefit payment until you have received 24 Monthly Benefit payments. Payments will not be made beyond the Maximum Benefit Period. The Claims Administrator will not reimburse you for any expenses for which you are eligible for payment from any other source. You must send proof that you have incurred such expenses.

### **Moving Expense Incentive**

If you participate in a Rehabilitation Program while you are disabled, the Claims Administrator may reimburse you for expenses you incur in order to move to a new residence recommended as part of such Rehabilitation Program. Such expenses must be approved by the Claims Administrator in advance.

You must send proof that you have incurred such expenses for moving.

The Claims Administrator will not reimburse you for such expenses if they were incurred for services provided by a member of your immediate family or someone who is living in your residence.

---

## *Other Income Benefits*

### **Other Income Benefits Which Reduce Your Monthly LTD Benefit**

Other income benefits are:

- 50% of any award provided under the Jones Act or the Maritime Doctrine of Maintenance, Wages and Cure.
- Disability, retirement, or unemployment benefits required or provided for under any law of a government. Examples are:
  - Unemployment compensation benefits.
  - Temporary or permanent, partial or total disability benefits under any state or federal Workers' Compensation law or any similar law, which are meant to compensate the worker for any one or more of the following: loss of past and future wages; impaired earning capacity; lessened ability to compete in the open labor market; any degree of permanent impairment; and any degree of loss of bodily function or capacity.
  - Automobile no-fault wage replacement benefits to the extent required by law.
  - Statutory disability benefits.
  - Benefits under the Federal Social Security Act, the Railroad Retirement Act, the Canada Pension Plan, and the Quebec Pension Plan, retirement benefits under your retirement plan, any similar plan or act.
  - Veterans' benefits.
- Disability or unemployment benefits under:
  - Any group insurance plan.
  - Any other type of coverage for persons in a group. This includes both plans that are insured and those that are not.
- Full retirement benefits for which you are or may become eligible under a group pension plan at the later of age 62 and the plan's normal retirement date, but only to the extent that such benefits were paid for by an employer.
- Retirement benefits received under any group pension plan, but only to the extent that such benefits were paid for by an employer.
- Disability payments that result from the act or omission of any person whose action caused your disability. These payments may be from insurance or other sources.
- Disability benefits under any group mortgage or group credit disability plan.

- Other income benefits include those payable to you, your spouse, your children, or your eligible spouse, same-sex domestic partner, or child(ren), due to your disability or retirement.
- Any income that you receive from working while disabled to the extent that such income reduces the amount of your Weekly Benefit as described in “Work Incentives” (prior to August 1, 2012 only).

Increases in the level of “Other Income benefits” due to the following **will reduce** your monthly LTD benefits:

- A change in the number of your family members;
- A recomputation or recalculation to correct or adjust your benefit level as first established for the period of total disability; or
- A change in the severity of your disability.

### **REDUCING YOUR DISABILITY BENEFIT BY AN ESTIMATED BENEFIT**

If there is reasonable, good faith belief that you are entitled to disability benefits under the following sources of Other Income, you must apply for such benefits:

- Federal Social Security Act (Primary and/or Family Benefits); and/or
- Any state compulsory/statutory benefit law.

To apply for the Other Income benefits referenced above means to pursue such benefits with reasonable diligence until you receive the respective approval from the Social Security Administration and/or the appropriate state agency or a final notice of denial at the administrative level.

You must send proof that you have applied for such benefits. If your application for such benefits is approved, your disability benefit will be reduced by the amount actually paid to you from such source(s).

If you fail to:

- Apply for any of the above referenced Other Income benefits; or
- Pursue such benefits with reasonable diligence, and if there is a reasonable means of estimating the amount of such benefits which may be payable to you, the amount of your disability benefit will be reduced by the amount of such estimated benefits that you, your spouse or child(ren) are eligible to receive because of your disability. This will start with the first disability benefit payment coincident with the date you were eligible to receive such benefits unless the following is received by the Claims Administrator:
  - Proof that you have applied for and are pursuing such benefits with reasonable diligence;
  - Approval of your claim for such benefits; or
  - A notice of final denial of such benefits.

When you do receive approval or notice of final denial of the above referenced Other Income benefits, you must notify the administrator immediately so the amount of your disability benefit can be adjusted. You must promptly repay any overpayments.

### **Effect of Cost-of-Living Increases**

Cost-of-living increases in the level of Other Income benefits received from a governmental source during a period of total disability **will not reduce** your monthly LTD benefits.

Cost-of-living or general increases in the level of Other Income benefits from a **non**-governmental source during a period of total disability **will not reduce** your monthly LTD benefits to the extent they are based on the annual average increase in the Consumer Price Index.

### **Increases in Other Income Benefits Which Do Not Reduce Your Monthly Benefit**

The amount of any retirement or disability benefits you were receiving from the following sources before the date you become disabled under this LTD Plan **will not reduce** your Monthly Benefits:

- A military and other government service pensions;
- Retirement benefits from a prior employer; and
- Veterans' benefits for service related disabilities.

The amount of any income or other benefits you receive from the following sources **will not reduce** your Monthly Benefits:

- Profit-sharing plans;
- Thrift plans;
- 401(k) plans;
- Keogh plans;
- Employee stock option plans; or
- Tax sheltered annuity plans.

---

### *Predisability Earnings*

This is the amount of salary or wages you were receiving from American Water on the day before a period of disability started, calculated on a monthly basis.

It will be figured from whichever rule below applies to you:

- If you are paid on an annual basis, your monthly salary is 1/12th of your annual salary.
- If you are paid on an hourly basis, the calculation of your monthly wages is based on your hourly pay rate multiplied by the number of hours you are regularly scheduled to work per month; but not more than 173 hours per month.
- If you do not have regular work hours, the calculation of your monthly salary or wages is based on the average number of hours you worked per month during the last 12 calendar months (or during your period of employment if fewer than 12 months); but not more than 173 hours per month.

### **What's Included in Salary or Wages**

Included in salary or wages are:

- Pre-tax contributions you make under the Medical Plan, Dental/Vision Plan, Health Care Flexible Spending Account, or Dependent Care Flexible Spending Account.
- Salary deferrals you make under an American Water 401(k) Plan.
- Salary deferrals you make under an executive nonqualified deferred compensation agreement.



## **What's Not Included in Salary or Wages**

Not included in salary or wages are:

- Awards and bonuses.
- Overtime pay.
- Contributions made by the Company to any deferred compensation arrangement or pension plan.

A retroactive change in your rate of earnings will not result in a retroactive change in coverage.

---

## ***Benefit Adjustment During Return to Work***

Prior to August 1, 2012, if while Monthly Benefits are payable, you have income from:

- Any employer; or
- Any occupation for compensation or profit, which is more than 20% of your adjusted predisability earnings; the Monthly Benefit as figured above will be adjusted as follows:
- During the first 12 months that you have such income, the Monthly Benefit will be reduced only to the extent the amount of that income and the Monthly Benefit payable, as figured above, exceeds 100% of your adjusted predisability earnings.
- Thereafter, the Monthly Benefit will be the product of the following:

(A divided by B) x C where:

A = Your adjusted predisability earnings minus such income.

B = Your adjusted predisability earnings.

C = The Monthly Benefit figured without regard to this paragraph.

In figuring the Monthly Benefit, Other Income benefits do not include income from any employer or income from any occupation for compensation or profit.

## *Maximum Benefit Duration*

Your period of disability will end as follows (unless it ends earlier for one or more of the reasons stated elsewhere in this SPD):

Effective August 1, 2012

- If your period of total disability starts before your 60<sup>th</sup> birthday, it will end with the calendar month in which you reach age 65.
- If your period of total disability starts on or after your 60<sup>th</sup> birthday, it will end when the number of months of total disability expire (after the Waiting Period is met) as figured from the following schedule:

### **Maximum Benefit Duration Schedule**

<b>Age When Period of Total Disability Starts</b>	<b>Months of Total Disability</b>
60 but less than 61	60 months
61 but less than 62	48 months
62 but less than 63	42 months
63 but less than 64	36 months
64 but less than 65	30 months
65 but less than 66	24 months
66 but less than 67	21 months
67 but less than 68	18 months
68 but less than 69	15 months
69 and over	12 months

### **Prior to August 1, 2012**

- If your period of total disability starts before your 62<sup>nd</sup> birthday, it will end with the calendar month in which you reach age 65.
- If your period of total disability starts on or after your 62<sup>nd</sup> birthday, it will end when the number of months of total disability expire (after the Waiting Period is met) as figured from the following schedule:

**Maximum Benefit Duration Schedule**

<b>Age When Period of Total Disability Starts</b>	<b>Months of Total Disability</b>
62 but less than 63	42 months
63 but less than 64	36 months
64 but less than 65	30 months
65 but less than 66	24 months
66 but less than 67	21 months
67 but less than 68	18 months
68 but less than 69	15 months
69 and over	12 months

---

***Pregnancy Coverage***

Benefits are payable on the same basis as for a disease if a female employee, while covered under this Plan, is absent from active work because of a totally disabling pregnancy-related condition. A doctor must certify in writing that the employee is totally disabled because of the condition. Further, Aetna may request additional evidence before deciding that benefits are payable.

If, during the three months before coverage began, services are provided or supplies are received in connection with a pregnancy or a pregnancy is confirmed, the pregnancy is a pre-existing condition whether or not the pregnancy commenced during that three-month period.

---

***Adjustment Rule***

If, for any reason, you are entitled to a different amount of coverage, coverage will be adjusted as provided elsewhere in the plan document on file with your Company.

Benefits for claims incurred after the date the adjustment becomes effective are payable in accordance with the revised plan provisions. In other words, there are no vested rights to benefits based upon provisions of this Plan in effect prior to the date of any adjustment.

---

## *Limitations That Apply to Long Term Disability Coverage*

Long Term Disability coverage does not cover any disability that results from:

- Insurrection, rebellion, or terrorist act;
- Your active participation in a riot;
- Intentionally self-inflicted injury;
- Attempted suicide; or
- Commission of or attempt to commit a felony
- Starts during the first 12 months of your current Long Term Disability coverage, if it is caused or contributed to by a "pre-existing condition." A disease or injury is a pre-existing condition if, during the three months before the date you last became covered:
  - It was diagnosed or treated;
  - Services were received for the disease or injury; or
  - You took drugs or medicines prescribed or recommended by a doctor for that condition.

In the case of pregnancy, see "Pregnancy Coverage" on page 128 for rules.

On any day during a period of disability that a person is confined in a penal or correctional institution for conviction of a criminal or other public offense, the person will not be deemed to be totally disabled; and no benefits will be payable.

---

## *When LTD Coverage Ends*

LTD coverage ends at the first to occur of:

- When employment ceases except as defined below.
- When the group contract terminates as to the coverage.
- When you are no longer an eligible employee (see "Eligibility" on page 5).

Ceasing active work will be deemed to be cessation of employment. If you are not at work due to one of the following, employment may be deemed to continue up to the limits shown below.

- If you are not at work due to disease or injury, your employment may be continued until stopped by the Company.
- If you are not at work due to temporary lay-off or leave of absence, your employment will be deemed to cease on your last full day of active work before the start of the layoff or leave of absence.

If your coverage ends during a period of total disability which began while you had coverage, benefits will be available as long as your period of total disability continues.

### **Coverage After Termination**

---

## *Survivor Benefit*

Effective August 1, 2012 – If you die while you are disabled and you were entitled to receive Monthly Benefits, proof of your death must be sent to MetLife. When MetLife receives such proof, you will receive the benefit described in this section.

### **Benefit Amount**

The benefit amount will be equal to three times the lesser of:

- The Monthly Benefit you receive for the calendar month immediately preceding your death;
- The Monthly Benefit you receive for the calendar month immediately preceding your terminal illness if your Monthly Benefit amount was increased due to your terminal illness; or
- The Monthly Benefit you were entitled to receive for the month you die, if you die during the first month that Monthly Benefits are payable.

MetLife will reduce the benefit amount by any overpayment they are entitled to recover.

Prior to August 1, 2012

If you die while totally disabled, the LTD Plan will pay a single, lump sum benefit if there is an Eligible Survivor as defined below.

The benefit amount will be:

- Three times the Monthly Benefit, not reduced by Other Income benefits, for which you were eligible in the full month just before the month in which you die.

If you die before you are eligible for one full Monthly Benefit, however, the benefit will be:

- Three times the Monthly Benefit, not reduced by Other Income benefits, for which you would have been eligible if you had not died, for the first full month after the month in which you die.

## **Eligible Survivor**

An Eligible Survivor is:

- Your legally married spouse or same-sex domestic partner at the date of your death.
- If there is no such spouse or same-sex domestic partner, your biological or legally adopted child who, when you die:
  - Is not married;
  - Is depending mainly on you for support; and
  - Is under age 25. This age limit will not apply if the child is not capable of self-sustaining employment because of mental or physical handicap which existed before age 25.

## **Payment of Survivor Benefits**

The benefit will be paid as soon as the necessary written proof of your death and total disability status is received.

The benefit will be paid to your eligible surviving spouse, if any. Otherwise, it will be paid in equal shares to your eligible surviving children.

The Claims Administrator, in its capacity as the provider of administrative services to this Plan, may pay the benefit to anyone who, in the Claims Administrator's MetLife's opinion, is caring for and supporting the eligible survivor; or, if proper claim is made, to an eligible survivor's legally appointed guardian or committee.

---

## *Assignment of Insurance*

Coverage may be assigned only with the consent of the Claims Administrator.

---

## *How and When To Report Your LTD Claim*

You are required to submit a claim to the Claims Administrator. If the Claims Administrator requires that claim forms be submitted, they may be obtained from Aetna. Your claim must give proof of the nature and extent of the loss. The Claims Administrator may require copies of documents to support your claim, including data about any Other Income benefits. You must also provide the Claims Administrator with authorizations to allow it to investigate your claim and your eligibility for and the amount of Other Income benefits.

You must furnish such true and correct information as the Claims Administrator may reasonably request.

The deadline for filing a claim for benefits is 90 days after the end of the Waiting Period. If, through no fault of your own, you are unable to meet the deadline for filing a claim, your claim will be accepted if you file as soon as possible; but not later than one year after the deadline unless you are legally incapacitated. Otherwise, late claims will not be covered.

The Claims Administrator has the right to require proof of the following:

- You, your eligible spouse, same-sex domestic partner, or child has made application for all Other Income benefits which you or they are, or may be, eligible to receive relative to your disability and has made a timely appeal of any denial through the highest administrative level. Timely appeal means making such an appeal as required, but in no case later than 60 days from the latest denial;
- The person has furnished proofs needed to obtain Other Income benefits.
- The person has not waived any Other Income benefits without the Claims Administrator's written consent.
- The person has sent copies of documents to the Claims Administrator showing the effective dates and the amounts of Other Income benefits.

The Claims Administrator also requires:

- Proof of income you receive from any occupation for compensation or profit; and
- If your income from any such occupation is 80% or less of your adjusted predisability earnings, proof that you are unable, due to disease or injury, to earn more than 80% of your adjusted predisability earnings.

In addition to the above, for purposes of federal Social Security, when a timely application for benefits has been made and denied, a request for reconsideration must be made within 60 days after the denial, unless the Claims Administrator states, in writing, that it does not require you to do so. Also, if the reconsideration is denied, an application for a hearing before an Administrative Law Judge must be made within 60 days of that denial unless the Claims Administrator relieves you of that obligation.

You do not have to apply for:

- Retirement benefits paid only on a reduced basis; or
- Disability benefits under group life insurance if they would reduce the amount of group life insurance;

However, if you do apply for and receive these benefits, they will be deemed to be Other Income benefits for which proof is required.

If you do not furnish proof of Other Income benefits, your benefits may be suspended or adjusted by the estimated amount of such Other Income benefits.

---

## ***How Benefits Will Be Paid***

### **Prior to August 1, 2012**

Benefits will be paid to you at the end of each calendar month during the period for which benefits are payable. If a Monthly Benefit would be less than \$10, the Claims Administrator may make payments less often. They may be made on a quarterly, semi-annual, or annual basis. Benefits for a period of less than a month will be prorated. This will be done on the basis of the ratio, to 30 days, of the days of eligibility for benefits during the month.



The Claims Administrator, in its capacity as the provider of administrative services to this Plan, may pay up to \$1,000 of any benefit to any of your relatives whom it believes to be fairly entitled to it. This can be done if the benefit is payable to you and you are a minor or unable to give a valid release. It can also be done if a benefit is payable to your estate.

**Effective August 1, 2012**

If your claim is approved, benefits will begin to accrue on the day after you complete your Elimination Period. Your first benefit payment will be paid one month after your Long Term Disability benefits began to accrue. Subsequent monthly payments will be made thereafter. Payment will be based on the number of days you are disabled during each month and will be prorated for any partial month of disability.

If you die, any unpaid benefits will be paid as described in the Survivor Benefit section.

---

***Examinations and Evaluations***

The Claims Administrator will have the right and opportunity to examine and evaluate any person who is the basis of any claim at all reasonable times while that claim is pending or payable. This will be done at the Plan's expense.

---

***Legal Action***

No legal action can be brought to recover under any benefit after three years from the deadline for filing claims.

The Claims Administrator will not try to reduce or deny a benefit payment on the grounds that a condition existed before a person's coverage went into effect, if the loss occurs more than two years from the date coverage commenced. This will not apply to conditions excluded from coverage on the date of the loss.

---

## *Recovery of Overpayments*

If payments are made in amounts greater than the benefits that you are entitled to receive, the Claims Administrator, in its capacity as the provider of administrative services to this Plan, has the right to do any one or all of the following:

- To require you to return the overpayment on request;
- To stop payment of benefits until the overpayment is recovered;
- To take any legal action needed to recover the overpayment; and
- To place a lien, if not prohibited by law, in the amount of the overpayment on the proceeds of any Other Income, whether on a periodic or lump sum basis.

---

## *Types of Facility*

### **Hospital**

This is an institution that:

- Mainly provides, on an inpatient basis, diagnostic and therapeutic facilities for surgical and medical diagnosis, treatment, and care of injured and sick persons;
- Is supervised by a staff of doctors;
- Provides 24-hour-a-day registered nursing (RN) service; and
- Is not mainly a place for rest, for the aged, for drug addicts, for alcoholics, or a nursing home.

An institution which does not provide complete surgical services, but which meets all the other tests listed above, will also be deemed a hospital if:

- It provides services chiefly to patients all of whom have conditions related either by a medical specialty field or a specific disease category; and
- While confined, the patient is under regular therapeutic treatment by a doctor for the injury or disease.

### **Treatment Facility**

This is an institution (or distinct part thereof) that is for the treatment of alcoholism or drug abuse and which meets fully every one of the following tests:

- It is primarily engaged in providing on a full-time inpatient basis, a program for diagnosis, evaluation, and treatment of alcoholism or drug abuse.
- It provides all medical detoxification services on the premises, 24 hours a day.
- It provides all normal infirmary-level medical services required during the treatment period, whether or not related to the alcoholism or drug abuse, on a 24-hour daily basis. Also, it provides, or has an agreement with a hospital in the area to provide, any other medical services that may be required during the treatment period.
- On a continuous 24-hour daily basis, it is under the supervision of a staff of doctors, and provides skilled nursing services by licensed nursing personnel under the direction of a full-time registered graduate nurse.
- It prepares and maintains a written individual plan of treatment for each patient based on a diagnostic assessment of the patient's medical, psychological, and social needs with documentation that the plan is under the supervision of a doctor.
- It meets any applicable licensing standards established by the jurisdiction in which it is located.

---

## ***Third Party Liability and Subrogation***

### **General Principle**

When you receive disability benefits under the Plan which are related to disabilities for which benefits are payable under Workers' Compensation, any statute, any uninsured or underinsured motorist program, any no fault or school insurance program, any other insurance policy or any other plan of benefits, or when related expenses that arise through an act or omission of another person are paid by a third party, whether through legal action, settlement or for any other reason, you or your eligible spouse, same-sex domestic partner, or child(ren) shall reimburse the Plan for the related benefits received out of any funds or monies you recover from any third party.

**Specific Requirements and Plan Rights**

Because the Plan is entitled to reimbursement, the Plan shall be fully subrogated to any and all rights, recovery, or causes of actions or claims that you may have against any third party. The Plan is granted a specific and first right of reimbursement from any payment, amount, or recovery from a third party. This right to reimbursement is regardless of the manner in which the recovery is structured or worded, and even if you have not been paid or fully reimbursed for all damages or expenses.

The Plan's share of the recovery shall not be reduced because the full damages or expenses claimed have not been reimbursed, unless the Plan agrees in writing to such reduction. Further, the Plan's right to subrogation or reimbursement will not be affected or reduced by the "make whole" doctrine, the "fund" doctrine, the "common fund" doctrine, comparative/contributory negligence, "collateral source" rule, "attorney's fund" doctrine, regulatory diligence, or any other equitable defenses that may affect the Plan's right to subrogation or reimbursement.

The Plan may enforce its subrogation or reimbursement rights by requiring you to assert a claim to any of the benefits to which you may be entitled. The Plan will not pay attorneys' fees or costs associated with the claim or lawsuit without express written authorization from the Company.

If the Plan should become aware that you have received a third party payment, amount, or recovery and not reported such amount, the Plan, in its sole discretion, may suspend all further benefits payments related to you or your eligible spouse, same-sex domestic partner, or child(ren) until the reimbursable portion is returned to the Plan or offset against amounts that would otherwise be paid to or on behalf of you.

**Participant Duties and Actions**

By participating in the Plan you consent and agree that a constructive trust, lien, or equitable lien by agreement in favor of the Plan exists with regard to any settlement or recovery from a third person or party. In accordance with that constructive trust, lien, or equitable lien by agreement, you agree to cooperate with the Plan in reimbursing it for Plan costs and expenses.

Once you have any reason to believe that you may be entitled to recovery from any third party, you must notify the Plan. And, at that time, you (and your attorney, if applicable) must sign a subrogation/reimbursement agreement that confirms the prior acceptance of the Plan's subrogation rights and the Plan's right to be reimbursed for expenses arising from circumstances that entitle you to any payment, amount, or recovery from a third party.

If you fail or refuse to execute the required subrogation/reimbursement agreement, the Plan may deny payment of any benefits to you and your eligible spouse or same-sex domestic partner and child(ren) until the agreement is signed. Alternatively, if you fail or refuse to execute the required subrogation/reimbursement agreement and the Plan nevertheless pays benefits to or on behalf of you, your acceptance of such benefits shall constitute agreement to the Plan's right to subrogation or reimbursement.

You consent and agree that you shall not assign your rights to settlement or recovery against a third person or party to any other party, including their attorneys, without the Plan's consent. As such, the Plan's reimbursement will not be reduced by attorneys' fees and expenses without express written authorization from the Plan.

## *Life Insurance Benefits*

---

## *Life Insurance Benefits*

American Water helps you provide financial security for your family in the event of your death. You also have coverage in case of a specific accidental injury, or if you die as the result of an accident.

In addition to the coverage provided to you at no cost by American Water, you also have the option of buying supplemental Life Insurance coverage for you or your eligible dependents.

The following table summarizes the Plan's Life Insurance benefits:

<b>Basic Life</b>	1.5 times your base pay* (maximum benefit \$200,000)
<b>Accidental Death and Dismemberment</b>	1.5 times your base pay* (maximum benefit \$200,000)
<b>Voluntary Life</b>	1, 2, or 3 times your base pay* (maximum benefit \$1,000,000)
<b>Voluntary Dependent Life</b>	\$20,000 (spouse or same-sex domestic partner) and \$10,000 per dependent child

*\*Rounded up to the next higher \$1,000*

---

## *Eligibility*

If you are a full-time eligible employee (see "Eligibility" on page 5), you are eligible to participate in American Water Life Insurance Benefit Plan. Your eligibility participation date is the first day of the month following completion of one full month of continuous service with the Company, provided you are then actively working or would have been able to work had you been scheduled to work that day. If you are on a layoff, on disability, or on leave of absence on your eligibility date, coverage or an increase in coverage will begin on the day you return to active work.

---

## ***Basic Life Insurance***

Your Company-paid Life Insurance amount is equal to 1.5 times your base pay (base pay does not include commissions, overtime, bonus pay, or any other special pay), rounded to the next higher \$1,000. The maximum benefit is \$200,000.

Your Life Insurance amount will increase automatically with salary increases. If you are an hourly-paid employee, your Life Insurance benefit is calculated based on your normally scheduled hours, excluding overtime.

This is an insured plan underwritten by MetLife. The provisions of the Plan will remain effective only while you are covered under the group contract.

---

## ***Imputed Income***

Federal law requires you to pay income taxes on the value of Company-provided group term Life Insurance coverage on your life (but not Voluntary Life Insurance) that exceeds \$50,000. Therefore, you have additional income called “imputed income” that is included in your annual compensation for income tax withholding and Social Security purposes. You do not actually receive additional income in your paycheck. The imputed income amount is determined by the IRS using age-related rates.

### **Accelerated Death Benefits**

If you (or your spouse or same-sex domestic partner, if enrolled in voluntary dependent coverage) become terminally ill while covered under the Life Insurance Plan, you may request that MetLife pay an Accelerated Death Benefit.

“Terminally ill” is defined as a person who:

- Suffers from an incurable, progressive, and medically recognized disease or condition; and
- To a reasonable medical probability and based on generally accepted protocols, will not survive longer than six months.



You may request an Accelerated Death Benefit on your own behalf or on behalf of your spouse or same-sex domestic partner (if enrolled in voluntary dependent coverage) at any time by completing a MetLife Request for Accelerated Death Benefit Form and submitting it to MetLife. The request must include the statement of a currently licensed United States doctor that you or your spouse or same-sex domestic partner is terminally ill.

The doctor's statement must include:

- All medical test results;
- Laboratory reports; and
- Any other information on which the statement is based, including the generally accepted protocols used by the doctor to determine the person's expected remaining life span.

Your request for an Accelerated Death Benefit must state the amount of the benefit requested. The Plan includes an Accelerated Death Benefit of 50% of your normal Death Benefit to you or your spouse or same-sex domestic partner in the event of a terminal illness. The Accelerated Death Benefit Minimum is \$5,000 and the Accelerated Death Benefit Maximum is \$100,000 of Basic Life Insurance and \$300,000 of Voluntary Life Insurance.

This benefit can be requested only once on your own behalf and once for your spouse or same-sex domestic partner. If someone other than you owns the Life Insurance coverage for you and your spouse or same-sex domestic partner, the Accelerated Death Benefit will not be available under this Plan for or on behalf of such person.

Payment of Accelerated Benefits will reduce your Life Insurance Benefits or Death Benefits and the amount available for you to convert to a personal policy of life insurance as described under "Conversion of Your Life Insurance."

Your Life Insurance amount in force on the day before the month of your 70<sup>th</sup> birthday will be reduced by 35% at age 70; 60% at age 75; and 75% at age 80.

If you become insured during or after the month in which you reach the above ages (70, 75, or 80), your Life Insurance amount will be the applicable percentage of the amount shown for your classification.

**Age Reduction Rule** (*applies to Basic Life, Optional life, Voluntary Life and Accidental Death and Dismemberment*)

## **Life Insurance After Termination**

In most cases, you may apply for an individual policy under the Conversion Privilege within 31 days after your American Water Life Insurance ceases. If you die during this 31-day period and before the individual policy goes into effect, the amount payable under the group policy is limited to the maximum that could have been converted. The limit applies even if you have not applied for, or paid the first premium on, the individual policy. This applies to Basic and Voluntary Life Insurance.

## **Conversion of Your Life Insurance**

If any of your life insurance ceases because your employment ends or you are no longer in a class eligible for that insurance, or because of age, pension, or retirement, you may convert the amount of insurance which ends (or a lesser amount, if desired) to an individual policy. This applies to Basic and Voluntary Life Insurance.

Your converted policy may be any kind of individual policy then customarily being issued by MetLife for the amount being converted and for your age (nearest birthday) on the date it will be issued, except a term policy or one with disability or other supplementary benefits.

When Life Insurance ends because that part of the group contract discontinues as to your employee class, and your insurance has been in force under the group contract for at least five years in a row before it was discontinued, you may convert the amount that ends (minus the amount of any group life insurance for which you become eligible within 31 days of discontinuance) to an individual policy. The maximum amount that can be converted by each person in any event is \$10,000.

## **Applying for an Individual Policy**

In order to convert, you must make written application for an individual policy and pay the first premium within 31 days after insurance ends for any of the above reasons. No evidence of insurability (that is, proof of good health) will be required. The individual policy will become effective at the end of the 31-day period during which conversion is possible.

The premiums for the converted policy will be at MetLife's then customary rates for the same policy issued to any other person of the same class of risk and age at the time the converted policy is to become effective.

After an individual policy becomes effective for any person, that policy will be in exchange for all benefits and privileges under the group contract as regards the person involved and the amount that could have been converted.

In most cases, you may apply for an individual policy under the Conversion Privilege within 31 days after your American Water Life Insurance ceases. If you die during this 31-day period and before the individual policy goes into effect, the amount payable under the group policy is limited to the maximum that could have been converted. The limit applies even if you have not applied for, or paid the first premium on, the individual policy.

## **Effect of Prior Coverage**

If the coverage of any person under any part of this Plan replaces any of the person's prior coverage, the rules below apply to that part.

"Prior coverage" is any plan of group insurance sponsored by American Water that has been replaced by coverage under part or all of this Plan. The replacement can be complete or in part for the Eligible Class to which you belong. Any such plan is prior coverage if provided by another group contract or any benefit section of this Plan.

A person's Life Insurance under this Plan replaces and supersedes any prior life insurance. It will be in exchange for everything under the prior life insurance. If you or your beneficiary becomes entitled to a claim under the prior life insurance, your Life Insurance under this Plan will be canceled as of its effective date and any premiums paid for your Life Insurance under this Plan will be returned to American Water.

The mode of settlement you chose and the beneficiary you named under a prior MetLife plan will apply to this Plan. This can be changed according to the terms of this Plan.

---

## ***Voluntary Life Insurance***

## **Voluntary Coverage for You**

In addition to Company-paid Life Insurance, you can buy supplemental Life Insurance coverage for you or your eligible dependents on an after-tax basis.

You can buy Life Insurance of one, two, or three times your base pay, up to a maximum benefit of \$1,000,000. You must be actively at work in order for coverage to take effect.

If you want to buy coverage over \$300,000 at the initial offering, you will be required to show proof of good health. You will be enrolled in the level that does not exceed \$300,000 until proof of good health is approved by MetLife. If you do not elect supplemental coverage at the initial offering, proof of good health will be required for *any* amount of coverage.

## Voluntary Coverage for Your Dependents

**Note:** You will be required to show proof of good health if you:

- Did not enroll previously for coverage;
- Elect coverage over \$300,000; or
- Elect more than one times your current Voluntary Supplemental Life Insurance coverage amount.

If proof of good health is required, your election will be pended until you receive approval from MetLife.

You can also buy supplemental life insurance coverage of \$20,000 for your spouse or same-sex domestic partner and \$10,000 for each dependent. Eligible dependents include children age 14 days to age 19, or to age 23 if a full-time student.

*Note: To be considered a full-time student, you must be enrolled in an educational institution and taking at least 12 credit hours per semester/quarter or attend a post-secondary technical school.*

You will be required to show proof of good health if you:

- Did not previously enroll for coverage; or
- Previously elected no coverage.

---

## Cost

The following table shows the premiums for Voluntary Life Insurance in 2012:

Voluntary Life Insurance Premiums (per \$1,000 of base pay)			
Age	Monthly Cost*	Age	Monthly Cost
Under 30	\$0.066	50-54	\$0.353
30 – 34	\$0.088	55-59	\$0.651
35 – 39	\$0.110	60-64	\$0.827
40 – 44	\$0.132	65-69	\$1.511
45 – 49	\$0.210	70 and over	\$2.437

*\*The monthly cost is calculated on your age as of December 31, 2012. For example, if you will reach age 35 on or after January 1, 2012, your monthly cost per \$1,000 will be \$0.110.*

The following table shows the premiums for voluntary spouse or same-sex domestic partner and dependent life insurance:

<b>Voluntary Spouse and Dependent Life Insurance Premiums</b>	
Spouse or Same-Sex Domestic Partner	\$5.00 per month
Dependent Child(ren)	\$1.20 per month per family

---

### *Optional Employee Group Term Life Insurance*

**Participation Frozen as of December 31, 1995**

Participation in the current Optional Employee Group Term Life Insurance Plan was frozen as of December 31, 1995. If you are currently enrolled in either of the two options of this Plan, your participation will continue while you remain actively employed. Participants' life insurance amounts will increase as their salary increases, according to the following Plan options:

**Option A**

100% of your Salary Scheduled Amount, up to \$40,000 of coverage.

**Option B**

50% of your Salary Scheduled Amount, up to \$20,000 of coverage.

Employees enrolled in this Plan have coverage as indicated in the following chart.

The Plan will pay a life insurance benefit equal to the amount of life insurance in force for you if you die from any cause while insured. This benefit will end upon retirement or termination, but can be converted to an individual policy.

Annual Basic Earnings	Insurance	
	Option A (100%)	Option B (50%)
\$38,000 or more	\$40,000	\$20,000
\$35,000 but less than \$38,000	\$38,000	\$19,000
\$32,000 but less than \$35,000	\$35,000	\$17,500
\$29,000 but less than \$32,000	\$32,000	\$16,000
\$26,000 but less than \$29,000	\$29,000	\$14,500
\$22,500 but less than \$26,000	\$26,000	\$13,000
\$19,500 but less than \$22,500	\$23,000	\$11,500
\$16,500 but less than \$19,500	\$20,000	\$10,000
\$13,500 but less than \$16,500	\$17,000	\$8,500
\$10,400 but less than \$13,500	\$14,000	\$7,000
\$7,280 but less than \$10,400	\$10,000	\$5,000
\$5,200 but less than \$7,280	\$7,000	\$3,500
Less than \$5,200	\$5,000	\$2,500

---

## *Beneficiaries*

When you elect to participate in any of these Plans, you need to designate a beneficiary (or beneficiaries) to receive life insurance benefits if you die.

You may name or change your beneficiary by submitting a Beneficiary Designation Form, which is available from the Benefits Service Center. The naming or any change will take effect on the date the Benefits Service Center receives your completed and signed Beneficiary Designation Form.

Any amount payable to a beneficiary will be paid to those you name. Unless you state otherwise, if more than one beneficiary is named, they will share on equal terms.

If a named beneficiary dies before you, his or her share will be payable in equal shares to any other named beneficiaries who survive you, unless you have chosen otherwise.

If no named beneficiary survives you if one has not been made, the payment would be made in the order below:

- Your spouse or same-sex domestic partner, if any.
- If you have no spouse or same-sex domestic partner, in equal shares to your children.
- If you have no spouse, same-sex domestic partner, or child, to your parents, equally or to the survivor.
- If you have no spouse, same-sex domestic partner, child, or parent, in equal shares to your brothers and sisters.
- If none of the above survives, to your executors or administrators.

---

## ***Total Disability Benefits***

For the purposes of a total disability benefit, you are considered permanently and totally disabled only if:

- An illness or injury stops you from working at:
  - Your own job; or
  - Any other job for which you are fit by your education, your training or your experience.

You must meet all of the following to be eligible for a total disability benefit:

- Your Life Insurance must be in force when you become totally disabled.
- You must be under age 60 when you first become totally disabled.
- You must furnish all proof when requested. MetLife has the right to examine you, at its expense, before approving the proof.

## Waiver

If you are under age 60 and you are totally disabled while insured under the Plan (as defined above) for six or more months from date you were last actively at work, and you furnish all information, notices, and proof when required, the amount of your Life Insurance in force on your last day actively at work may be extended during the disability, without payment of premiums and contributions. The duration, nature, and extent of disability determine eligibility for this extension. This insurance benefit reduces to \$10,000 when you reach age 70.

Any total disability should be reported immediately to American Water for help in determining whether you qualify for this extended insurance and the amount of insurance that may be continued. Refer to “Age Reduction Rule” on page 142 and “Conversion of Your Life Insurance” on page 143, which may apply to this Life Insurance amount.

### **Effective August 1, 2012**

Waiver of premium will be initiated through the MetLife Disability Unit. If additional information is needed you may be requested to provide this information to MetLife.

### **Prior to August 1, 2012**

Application for Waiver of Premium should be filed after your 8<sup>th</sup> month of disability but **before** the end of the 12<sup>th</sup> full month of disability. For example, if your first day of absence from work due to disability was February 15, 2012, the application should be filed after October 15, 2012 but **before** February 14, 2012. Your local HR representative will initiate the process by sending you the application and instructions. You will then be required to forward the completed application and any required documentation to MetLife. Please contact your HR representative if you have any questions or concerns.

If any individual policy has been issued to you under the Conversion Privilege, your rights under this section may be restored. In order to restore those rights, you must give up all such policies without claim, except for the return of the premiums you paid.



## *Accidental Death and Dismemberment Coverage (AD&D)*

This Plan is an insured plan underwritten by MetLife. The provisions of the Plan will remain effective only while you are covered under the group contract.

Your Company-paid AD&D Insurance pays 1.5 times your base pay, rounded to the next higher \$1,000, up to a maximum benefit of \$200,000 (called the “Principal Sum”). The following must occur for benefits to become payable: while insured, you suffer a loss of life or bodily injury in an accident and, within one year after the accident and as a direct result of the injury, subject to exclusions:

<b>Covered Losses (Subject to Exclusions)</b>	<b>Benefit Amounts</b>
Life	Full Amount
A hand	One-half of the Full Amount
A foot	One-half of the Full Amount
Sight of an eye	One-half of the Full Amount
Any combination of a hand, a foot, or sight of an eye	Full Amount
Thumb and index finger of same hand	One-quarter of the Full Amount
Speech and hearing	Full Amount
Speech or hearing in both ears	One-half of the Full Amount
Quadriplegia	Full Amount
Paraplegia	One-half of the Full Amount
Hemiplegia	One-half of the Full Amount
Uniplegia	One-quarter of the Full Amount

- Loss of sight of an eye means that the eye is entirely blind and that no sight can be restored in that eye.
- Loss of a hand means that all of the hand is cut off at or above the wrist.
- Loss of a foot means that all of the foot is cut off at or above the ankle.

- Loss of thumb and index finger means actual severance through or above the third joint from the tip of the index finger and the second joint from the tip of the thumb.
- Loss of speech and hearing means the entire and irrecoverable loss which has lasted continuously for 12 consecutive months following the injury.
- Quadriplegia means total paralysis of both upper and lower limbs on one side of the body.
- Paraplegia means total paralysis of both lower limbs.
- Hemiplegia means total paralysis of upper and lower limbs on one side of the body.
- Uniplegia means total paralysis of one limb.
- Paralysis means loss of use, without severance, of a limb. Paralysis must be determined by competent medical authority to be permanent, complete and irreversible.

No more than the Principal Sum is payable for all losses which result from one accident. Benefits are paid for losses caused by accidents only.

**No benefits are payable for a loss caused or contributed to by:**

- Physical or mental illness, diagnosis of or treatment for the illness;
- An infection, unless it is caused by an external wound that can be seen and which was sustained in an accident;
- Suicide or attempted suicide;
- Injuring oneself on purpose;
- The use of any drug or medicine;
- A war, or a warlike action in time of peace, including terrorist acts;
- Committing or trying to commit a felony or other serious crime or an assault;
- Any poison or gas, voluntarily taken, administered or absorbed;
- Service in the armed forces of any country or international authority, except the United States National Guard;

- Operating, learning to operate, or serving as a member of a crew of an aircraft; or while in any aircraft operated by or under any military authority (other than the Military Airlift Command); or while in any aircraft being used for a test or experimental purposes; or while in any aircraft used or designed for use beyond the Earth's atmosphere; or while in any aircraft for the purpose of descent from such aircraft while in flight (except for self preservation); or
- Driving a vehicle while intoxicated as defined by the laws of the jurisdiction in which the vehicle was being operated.

---

## *Submitting Claims*

Employee Life and AD&D Insurance benefits may be assigned in accordance with the MetLife contract. For more information on assignment you can contact the Benefits Service Center.

### **For Life Insurance Benefits**

To receive Life Insurance benefits under the Basic Life Insurance Plan, Optional Employee Group Term Life Plan, or Voluntary Life Insurance Plan, your beneficiary must complete and submit the appropriate Statement of Claim form and provide a certified death certificate to the Benefits Service Center within one year of the death.

If you were totally disabled at the time of your death and American Water was continuing your coverages at no cost to you, your beneficiary may be required to submit proof that total disability was continuous up to the date of your death.

### **For AD&D Insurance Benefits**

To receive AD&D Insurance benefits, you must complete and submit the appropriate Statement of Claim form and provide proof documenting your loss to the Benefits Service Center within 20 days after the loss occurs. In some cases, you may be requested to undergo an independent medical examination before benefits can be paid.

### **How Benefits Are Paid**

Approved Life and AD&D Insurance benefits are paid in a lump sum. However, other payment options may be available from MetLife. The Benefits Service Center will provide information about optional payment methods when you or your beneficiary is eligible to receive benefits.

**When Benefits  
End**

Coverage under the Plan terminates when the first of these events happens:

- The day your employment ends.
- When the group contract terminates as to the coverage.
- When you are no longer an eligible participant. (This may apply to all or part of your coverage.)
- When you fail to make any required contribution.

A dependent's coverage will terminate at the first to occur of:

- The termination of all dependents' coverage under the group contract.
- When such person is no longer an eligible dependent.
- When your coverage terminates.
- When you fail to make any required contribution.

*Employee Assistance  
Program (EAP)*

---

## *Employee Assistance Program*

The Employee Assistance Program (EAP), run by Carebridge, provides the support you need to deal with the variety of challenges you may face – financial, legal, family, emotional, etc. All EAP services are free and confidential for you and your eligible spouse or same-sex domestic partner and child(ren).

Carebridge also provides a website [www.myliferesource.com](http://www.myliferesource.com), which puts a wealth of resources right at your fingertips. The Universal LifeHelps Library is one of the most extensive resources on the Web with over 1,474 Resource Centers centered on the five major areas of modern life: Myself, My Relationships, My Daily Life Concerns, My Wellness, and My Work. In addition, you will have access to legal documents and help finding service providers (e.g., childcare locations). You can visit the new, improved Carebridge website at [www.myliferesource.com](http://www.myliferesource.com). When visiting for the first time, enter the American Water organization code (HXSBJ) to register for your account.

You don't have to access the Internet to benefit from Carebridge services. You can contact an EAP counselor by phone 24 hours a day, seven days a week at (800) 437-0911.

## *Additional Plan Information*

---

## *Additional Plan Information*

■ **Plan Sponsor**

American Water Works Company, Inc.  
1025 Laurel Oak Road  
Voorhees, NJ 08043

■ **Plan Name** – Group Insurance Plan of American Water Works Company, Inc. and Designated Subsidiaries and Affiliates

■ **Employer Identification Number** – 51-0063696

■ **Plan Number** – 501

■ **Effective Date of this Summary Plan Description**

January 1, 2011

■ **Plan Year**

January 1 through December 31

■ **Type of Plan**

Health and Welfare Benefit Plan, providing the following benefits: medical, dental, prescription drug, vision, employee assistance program, disability, life and accidental death insurance and flexible spending accounts. The medical, dental, prescription, vision and health care flexible spending account are provided under a "group health plan" within the meaning of federal law.

■ **Type of Administration**

Self-Insured/Administrative Services Contract/Fully Insured

■ **Plan Administrator**

Vice President, Human Resources  
American Water  
1025 Laurel Oak Road  
Voorhees, NJ 08043  
(856) 346-8200

■ **Agent for Service of Legal Process**

The Secretary  
American Water  
1025 Laurel Oak Road  
Voorhees, NJ 08043  
(856) 346-8200



- **Source of Contributions**  
Employer and Employee
- **Claims Administrator**  
See “List of Contacts” on page 193.
- **Appeals Administrator**

Benefit	Appeals Administrator	Phone
<b>Medical and Flexible Spending Account Appeals</b>	Horizon BCBSNJ Appeals Department Mail Station MT03W P.O. Box 110 Newark, NJ 07101 <a href="http://www.horizon-bcbsnj.com/national_accounts.html">http://www.horizon-bcbsnj.com/national_accounts.html</a>  Hawaii Medical Service Association	Horizon (888) 645-5533
<b>Prescription Appeals</b>	Prescription Claim Appeals (HZN) MC109 CVS Caremark P.O. Box 52084 Phoenix, AZ 85072-2084  <i>Please note address may change in future and you should always refer to communications provided by the Claims Administrator</i>	Stage 1 Appeals Fax: (866) 443-1172 or contact CVS Caremark Appeals Department toll-free at (866) 443-1183  Stage 2 Appeal Fax: (866) 284-7097
<b>Life Insurance Appeals</b>	Metropolitan Life Insurance Company Group Insurance Claims Review P.O. Box 6100 Scranton, PA 18505-6100	(800) 638-6420
<b>Long Term Disability Appeals</b> (as of August 1, 2012)	MetLife Disability c/o ACS 2025 Leestown Road, Suite A-2 Lexington, KY 40511	(877) 638-8261
<b>Other Welfare Benefit Appeals</b> (including Long Term Disability prior to August 1, 2012)	Retirement/Benefits Committee American Water 1025 Laurel Oak Road Voorhees, NJ 08043	(856) 346-8200
<b>Vision Appeals</b>	EyeMed Vision Care Attn: Quality Assurance 4000 Luxottica Place Mason OH 45040 Fax: (513) 492-3259	(866) 723-0514

---

## *Plan Notices*

### **Medicare Part D Notice**

If you are actively at work at age 65 or older and then you retire and become Medicare-eligible, you must call the Benefits Service Center to request a Notice of Creditable Coverage to avoid the Medicare Part D late enrollment fee.

### **Medicare Part B Enrollment**

The following information comes from <http://questions.medicare.gov>, the Official U.S. Government Site for People with Medicare.

#### **Can I delay Medicare Part B enrollment without paying higher premiums?**

Yes. In certain cases, you can delay your Medicare Part B enrollment without having to pay higher premiums. If you didn't take Medicare Part B when you were first eligible because you or your spouse was working and had group health plan coverage through your or your spouse's employer or union, you can sign up for Medicare Part B during a Special Enrollment Period. You can sign up:

- Anytime you are still covered by the employer or union group health plan through your or your spouse's current or active employment; or
- During the eight months following the month the employer or union group health plan coverage ends or when the employment ends (whichever is first).

If you are disabled and working (or you have coverage from a working family member), the Special Enrollment Period rules also apply.

#### **Effective date if you sign up during a Special Enrollment Period**

If you enroll in Medicare Part B while covered by the group health plan or during the first full month after coverage ends, your Medicare Part B coverage starts on the first day of the month you enroll. You also can delay the start date for Medicare Part B coverage until the first day of any of the following three months.

If you enroll during any of the seven remaining months of the Special Enrollment Period, your Medicare Part B coverage begins the month after you enroll.

**Remember:** If you do not enroll in Medicare Part B during your Special Enrollment Period, you'll have to wait until the next General Enrollment Period, which is January 1 through March 31 of each year. You may then have to pay a higher Medicare Part B premium because you could have had Medicare Part B and did not take it. Call the Social Security Administration at (800) 772-1213 for more information or to enroll in Medicare. You can visit the Social Security website at [www.socialsecurity.gov](http://www.socialsecurity.gov).

---

## *Amendment or Termination of the Plan*

### **The Right to Amend or Terminate the Plan**

American Water reserves the right to amend all or any of our employee benefit plans at any time, without prior notice to participants, including the right to change eligibility criteria or program costs and the right to restrict or eliminate benefits provided. The decision to change or end the plans may be caused by changes in federal or state laws governing benefits, the requirements of the Internal Revenue Code or ERISA, or any other reason.

The authority to make any such changes to the Plan generally rests with the Board of Directors of American Water or its designee, although the Plan Administrator may also change the Plan as required by law or in a manner which will not result in a material cost.

You will be notified if any material changes are made to the Plan or if it is terminated. No amendment, termination, or partial termination of the Plan will affect claims incurred for which items or services have been provided before the date of amendment, termination, or partial termination.

---

## *Filing a Claim*

The claim-filing procedures for each type of benefit are outlined in the individual sections describing the benefits. In general, you and your eligible spouse, same-sex domestic partner, child(ren), or designated beneficiary (when applicable) must file a written claim on the proper form. You can obtain the necessary claim forms from the Benefits Service Center.

---

## *Claim Determination and Appeals Process*

The contracts, booklets, and other materials that describe a particular benefit under the Plan will generally contain a specific set of claims and appeals procedures that you must follow to make a claim to receive that particular benefit and/or to appeal a denied claim for that particular benefit. Although these separate claims and appeals procedures will be very similar in most respects, there may be important differences. Because of this, you should follow the specific claims and appeals procedures for a particular benefit very carefully. If the documents and other materials that describe a particular benefit do not contain a specific set of claims and appeals procedures, the Plan's default procedures as described below will apply. Also, the Plan's default procedures shall apply to the extent the claims and/or appeals procedures do not comply with ERISA or other applicable law. If you have any questions about which set of claims and appeals procedures to follow or any other questions about making a claim, you should contact the Plan Administrator immediately.

For purposes of this section of the SPD describing the Plan's default claims and appeals procedures, the third parties to whom the Plan Administrator has delegated the authority to review and evaluate claims (in the case of the self-insured plans) and the insurance carriers (in the case of the insured plans) shall be referred to as the "Claims Administrator" at the initial claim level and the "Appeals Administrator" at the appeal level.

A request for benefits is a "claim" subject to these procedures only if you or your authorized representative files it in accordance with the Plan's claim filing guidelines. In general, claims must be filed in writing (except urgent care claims, which may be made orally) with the applicable provider. Any claim that does not relate to a specific benefit under the Plan (for example, a general eligibility claim) must be filed with the Plan Administrator at the address set forth in the "Additional Plan Information" section on page 157. A request for prior approval of a benefit or service where prior approval is not required under the Plan is not a "claim" under these rules. Similarly, a casual inquiry about benefits or the circumstances under which benefits might be paid under the Plan is not a "claim" under these rules, unless it is determined that your inquiry is an attempt to file a claim. If a claim is received but there is not enough information to allow the Claims Administrator to process the claim, you will be given an opportunity to provide the missing information.

## **Claims Not Involving Health Benefits**

If you want to bring a claim for benefits under the Plan, you may designate an authorized representative to act on your behalf as long as you provide written notice of such designation to the Claims Administrator and/or the Appeals Administrator identifying such authorized representative. In the case of a claim for medical benefits involving urgent care, a health care professional with knowledge of your medical condition may act as your authorized representative with or without prior notice.

In the case of a claim not involving health benefits (e.g., Life, AD&D, LTD, STD, and Dependent Care Flexible Spending Account), initial claims for benefits under the Plan should be made by you in writing to the Claims Administrator.

### **Time Periods for Responding to Initial Claims**

If you bring a claim for benefits under the Plan, the Claims Administrator will respond to you within 90 days (45 days for a claim involving disability benefits) after receipt of the claim. For claims not involving disability benefits, if the Claims Administrator determines that an extension is necessary due to matters beyond the control of the Plan, the Claims Administrator will notify you within the initial 90-day period that up to an additional 90 days is needed to review your claim. In the case of a claim involving disability benefits, the Claims Administrator will notify you within the initial 45-day period that up to an additional 30 days is needed to review your claim. If the Claims Administrator determines that additional time is necessary to review your claim for disability benefits, the Claims Administrator may notify you of an additional 30-day extension.

### **Notice and Information Contained in Notice Denying Initial Claim**

If the Claims Administrator denies your claim (in whole or in part), the Claims Administrator will provide you with written notice of the denial. This notice will include the following:

- Reason for the denial – the specific reason or reasons for the denial;
- Reference to plan provisions – reference to the specific plan provisions on which the denial is based;
- Description of additional material – a description of any additional material or information necessary for you to substantiate your claim and an explanation as to why such information is necessary;

- Description of any internal rules – in the case of any claim involving disability benefits, a copy of any internal rule, guideline, protocol, or other similar criterion relied upon in making the initial determination or a statement that such a rule, guideline, protocol, or other criterion was relied upon in making the determination and that a copy of such rule will be provided to you free of charge at your request; and
- Description of claims appeals procedures – a description of the Plan’s appeals procedures and the time limits applicable for such procedures, including a statement that you are eligible to bring a civil action in federal court under Section 502 of ERISA to appeal any adverse decision on appeal.

**Appealing a Denied Claim for Benefits**

If the Claims Administrator denies your initial claim for benefits, you may appeal the denial by filing a written request with the Appeals Administrator within 60 days (180 days in the case of a claim involving disability benefits) after you receive the notice denying your initial claim for benefits. If you decide to appeal a denied claim for benefits, you will be able to submit written comments, documents, records, and other information relating to your claim for benefits (regardless of whether such information was considered in your initial claim for benefits) to the Appeals Administrator for review and consideration. You will also be entitled to receive, upon request and free of charge, access to, and copies of all documents, records, and other information relevant to your appeal.

**Time Periods for Responding to Appealed Claims**

If you appeal a denied claim for benefits under the Plan, the Appeals Administrator will respond to you within 60 days (45 days in the case of a claim involving disability benefits) after receipt of the claim. If the Appeals Administrator determines that an extension is necessary due to matters beyond the control of the Plan, the Appeals Administrator will notify you within the initial 60-day period (the initial 45-day period in the case of a claim involving disability benefits) that up to an additional 60 days (45 days in the case of a claim involving disability benefits) is needed to review your claim.

**Notice and Information Contained in Notice Denying Appeal**

If the Appeals Administrator denies your claim (in whole or in part), the Appeals Administrator will provide you with written notice of the denial. This notice will include the following:

- Reason for the denial – the specific reason or reasons for the denial;
- Reference to plan provisions – reference to the specific plan provisions on which the denial is based;

- Statement of entitlement to documents – a statement that you are entitled to receive, upon request and free of charge, access to and copies of, all documents, records, and other information that is relevant to your claim and/or appeal for benefits;
- Description of any internal rules – in the case of a claim involving disability benefits, a copy of any internal rule, guideline, protocol, or other similar criterion relied upon in making the appeal determination or a statement that such a rule, guideline, protocol, or other criterion was relied upon in making the appeal determination and that a copy of such rule will be provided to you free of charge at your request; and
- Statement of right to bring action – a statement that you are entitled to bring a civil action in federal court under Section 502 of ERISA to pursue your claim for benefits.

The decision of the Appeals Administrator shall be final and conclusive on all persons claiming benefits under the Plan, subject to applicable law. If you challenge the decision of the Appeals Administrator, a review by a court of law will be limited to the facts, evidence, and issues presented during the claims procedure set forth above. The appeal process described herein must be exhausted before you can pursue the claim in federal court. Facts and evidence that become known to you after having exhausted the appeals procedure may be submitted for reconsideration of the appeal in accordance with the time limits established above. Issues not raised during the appeal will be deemed waived.

## Claims Involving Medical Benefits

In the case of a claim involving medical benefits, initial claims for benefits under the Plan should be made by you in writing to the Claims Administrator.

### Types of Claims

There are several different types of claims that you may bring under the Plan. The Plan's procedures for evaluating claims (for example, the time limits for responding to claims and appeals) depend upon the particular type of claim. The types of claims that you generally may bring under the Plan are as follows:

- Pre-Service Claim – A “pre-service claim” is a claim for a particular benefit under the Plan that is conditioned upon you receiving prior approval in advance of receiving the benefit. A pre-service claim must contain, at a minimum, the name of the individual for whom benefits are being claimed, a specific medical condition or symptom, and a specific treatment, service, or product for which approval is being requested.

- **Post-Service Claim** – A “post-service claim” is a claim for payment for a particular benefit or for a particular service after the benefit or service has been provided. A post-service claim must contain the information requested on a claim form provided by the applicable provider. *Note: Claims under the Health Care Flexible Spending Account are always post-service claims.*
- **Urgent Care Claim** – An “urgent care claim” is a claim for benefits or services involving a sudden and urgent need for such benefits or services. A claim will be considered to involve urgent care if the Claims Administrator or a doctor with knowledge of your condition determines that the application of the claims review procedures for non-urgent claims (i) could seriously jeopardize your life or your health, or your ability to regain maximum function, or (ii) in your doctor’s opinion, would subject you to severe pain that cannot adequately be managed without the care or treatment that is the subject of the claim.
- **Concurrent Care Review Claim** – A “concurrent care review claim” is a claim relating to the continuation/reduction of an ongoing course of treatment.

#### **Time Periods for Responding to Initial Claims**

If you bring a claim for benefits under the Plan, the Claims Administrator will respond to your claim within the following time periods:

- **Post-Service Claim** – In the case of a post-service claim, the Claims Administrator shall respond to you within 30 days after receipt of the claim. If the Claims Administrator determines that an extension is necessary due to matters beyond the control of the Plan, the Claims Administrator will notify you within the initial 30-day period that the Claims Administrator needs up to an additional 15 days to review your claim. If such an extension is necessary because you failed to provide the information necessary to evaluate your claim, the notice of extension will describe the information that you need to provide to the Claims Administrator. You will have no less than 45 days from the date you receive the notice to provide the requested information.



- **Pre-Service Claim** – In the case of a pre-service claim, the Claims Administrator shall respond to you within 15 days after receipt of the claim. If the Claims Administrator determines that an extension is necessary due to matters beyond the control of the Plan, the Claims Administrator will notify you within the initial 15-day period that the Claims Administrator needs up to an additional 15 days to review your claim. If such an extension is necessary because you failed to provide the information necessary to evaluate your claim, the notice of extension will describe the information that you need to provide to the Claims Administrator. You will have no less than 45 days from the date you receive the notice to provide the requested information.
- **Urgent Care Claim** – In the case of an urgent care claim, the Claims Administrator shall respond to you within 72 hours after receipt of the claim. If the Claims Administrator determines that it needs additional information to review your claim, the Claims Administrator will notify you within 24 hours after receipt of the claim and provide you with a description of the additional information that it needs to evaluate your claim. You will have no less than 48 hours from the time you receive this notice to provide the requested information. Once you provide the requested information, the Claims Administrator will evaluate your claim within 48 hours after the earlier of the Claims Administrator's receipt of the requested information, or the end of the extension period given to you to provide the requested information. There is a special time period for responding to a request to extend an ongoing course of treatment if the request is an urgent care claim. For these types of claims, the Claims Administrator must respond to you within 24 hours after receipt of the claim by the Plan (provided, that you make the claim at least 24 hours prior to the expiration of the ongoing course of treatment).
- **Concurrent Care Review Claim** – If the Plan has already approved an ongoing course of treatment for you and contemplates reducing or terminating the treatment, the Claims Administrator will notify you sufficiently in advance of the reduction or termination of treatment to allow you to appeal the Claims Administrator's decision and obtain a determination on review before the treatment is reduced or terminated.

**Notice and Information Contained in Notice Denying Initial Claim**

If the Claims Administrator denies your claim (in whole or in part), the Claims Administrator will provide you with written notice of the denial (although initial notice of a denied urgent care claim may be provided to you orally). This notice will include the following:

- Reason for the denial – the specific reason or reasons for the denial;
- Reference to plan provisions – reference to the specific plan provisions on which the denial is based;
- Description of additional material – a description of any additional material or information necessary for you to substantiate your claim and an explanation as to why such information is necessary;
- Description of any internal rules – a copy of any internal rule, guideline, protocol, or other similar criterion relied upon in making the initial determination or a statement that such a rule, guideline, protocol, or other criterion was relied upon in making the appeal determination and that a copy of such rule will be provided to you free of charge at your request; and
- Description of claims appeals procedures – a description of the Plan's appeals procedures and the time limits applicable for such procedures (such description will include a statement that you are eligible to bring a civil action in federal court under Section 502 of ERISA to appeal any adverse decision on appeal and a description of any expedited review process for urgent care claims).

**Appealing a Denied Claim for Benefits (Internal Appeal)**

If the Claims Administrator denies your initial claim for benefits, you may appeal the denial by filing a written request (or an oral request in the case of an urgent care claim) with the Appeals Administrator within 180 days after you receive the notice denying your initial claim for benefits.

If you decide to appeal a denied claim for benefits, you will be able to submit written comments, documents, records, and other information relating to your claim for benefits (regardless of whether such information was considered in your initial claim for benefits) to the Appeals Administrator for review and consideration. You will also be entitled to receive, upon request and free of charge, access to, and copies of, all documents, records, and other information that is relevant to your appeal.

**Time Periods for Responding to Internal Appeal Claims**

If you appeal a denied claim for benefits, the Appeals Administrator will respond to your claim within the following time periods:

- Post-Service Claim – In the case of an appeal of a denied post-service claim, the Appeals Administrator shall respond to you within 60 days after receipt of the appeal.
- Pre-Service Claim – In the case of an appeal of a denied pre-service claim, the Appeals Administrator shall respond to you within 30 days after receipt of the appeal.
- Urgent Care Claim – In the case of an appeal of a denied urgent care claim, the Appeals Administrator shall respond to you within 72 hours after receipt of the appeal.
- Concurrent Care Review Claim – In the case of an appeal of a denied concurrent care review claim, the Appeals Administrator shall respond to you before the concurrent or ongoing treatment in question is reduced or terminated.

**Notice and Information Contained in Notice Denying Appeal**

If the Appeals Administrator denies your claim (in whole or in part), the Appeals Administrator will provide you with written notice of the denial (although initial notice of a denied urgent care claim may be provided to you orally or via facsimile or other similarly expeditious means of communication). This notice will include the following:

- Reason for the denial – the specific reason or reasons for the denial;
- Reference to plan provisions – reference to the specific plan provisions on which the denial is based;
- Statement of entitlement to documents – a statement that you are entitled to receive, upon request and free of charge, access to and copies of, all documents, records, and other information that is relevant to your claim and/or appeal for benefits;
- Description of any internal rules – a copy of any internal rule, guideline, protocol, or other similar criterion relied upon in making the appeal determination or a statement that such a rule, guideline, protocol, or other criterion was relied upon in making the appeal determination and that a copy of such rule will be provided to you free of charge at your request; and
- Statement of right to bring action – a statement that you are entitled to bring a civil action in federal court under Section 502 of ERISA to pursue your claim for benefits.

If the time limitations set forth have not been exceeded, no person may bring an action in a court of law unless the claims review procedure is exhausted and a final determination has been made. The decision of the Appeals Administrator shall be final and conclusive on all persons claiming benefits under the Plan, subject to applicable law. If you challenge the decision of the Appeals Administrator, a review by a court of law will be limited to the facts, evidence and issues presented during the claims procedure set forth above. The appeal process described herein must be exhausted before you can pursue the claim in federal court. Facts and evidence that become known to you after having exhausted the appeals procedure may be submitted for reconsideration of the appeal in accordance with the time limits established above. Issues not raised during the appeal will be deemed waived.

### **Further External Appeal Rights**

If you are dissatisfied with the results of the Appeals Administrator's internal appeal process, and you wish to pursue an external appeal with an independent review organization (IRO), you must submit a written request within four months from your receipt of our final adverse benefit determination of your appeal. Send your appeal to:

**Horizon BCBSNJ Appeals Department**  
**Mail Station PP-14E**  
**P.O. Box 420**  
**Newark, NJ 07101**

You may also initiate an appeal by calling (888) 221-6392.

Upon receipt of your written request a preliminary review of your request will be conducted and completed within five business days by the Appeals Administrator to determine:

- Your eligibility under the Plan at the time the service was requested or provided;
- That the adverse benefit determination does not relate to your failure to meet eligibility requirements under the terms of the Plan;
- That the internal appeals process has been exhausted (if required); and
- That you have provided all the information and forms required to process the external review.

*Note:* You may request an expedited external review for appeal of a denied urgent care claim.

After the completion of this preliminary review, you will receive written notice within one business day informing you of the determination regarding the eligibility of your request for external review. If your request was complete but not eligible for external review, the notice will include the reasons for your appeal not being eligible, and you will be provided the contact information for the Employee Benefits Security Administration who you may contact regarding your appeal at (866) 444-EBSA (3272). If your request was not complete, you will be advised as to what information or materials are needed to make your appeal request complete. In such cases, you will have 48 hours from your receipt of the notice, or the balance of the four month filing period for external appeals, whichever is longer, to perfect your appeal.

If your request for an external review meets the eligibility requirements as discussed above, your appeal will be assigned to an independent review organization (IRO) by the Appeals Administrator. The IRO will timely notify you in writing of your request's eligibility and acceptance for external review. This notice will include a statement that you may submit in writing to the assigned IRO within 10 business days following your receipt of the notice additional information that the IRO must consider when conducting the external review.

Within five business days after the date of assignment of the IRO, the Plan must provide to the assigned IRO the documents and any information considered in making the initial adverse benefit determination or the final adverse benefit determination. Failure of the Plan to timely submit the documents and information will not delay the conduct of the external review. If the Plan fails to timely supply the documents and information, the IRO may terminate the review and reverse the adverse benefit determination. If this occurs, the IRO will notify you and the Plan within one business day of its decision.

If you submit additional information to the IRO, the IRO will, within one business day, forward this information to the Plan for its consideration. Upon its receipt, the Plan may reconsider its adverse benefits determination. Reconsideration by the Plan will not delay the external review. The Plan will have up to the end of the IRO's review period to reconsider its adverse benefit determination. The external review may be terminated as a result of the reconsideration only if the Plan decides, upon completion of its reconsideration, to reverse its adverse benefit determination or final internal adverse benefit determination and provide coverage or payment. Within one business day of making such a decision, the Plan must provide written notice of the decision to you and the IRO, and the IRO must terminate the external review upon its receipt of such notice from the Plan.

The IRO will review all of the information and documents timely received. In reaching a decision, the IRO will review the claim *de novo* (anew) and is not bound by any decisions or conclusions reached during the Plan's internal claims and appeals processes. The IRO will provide its written final external review decision to the claimant and the Plan within 45 days after the IRO first received the request for the external review, and will include a general description of the reasons for the requested review, including information sufficient to identify the claim, the dates of service, the health care provider's name, the claim amount, the diagnosis and treatment codes and their meanings, and the reason for the previous denial. The decision will also include the date the IRO received the request, references to the documentation relied on for its decision (including specific coverage provisions and evidence based standards, considered in reaching the decision), a statement that the determination is binding except to the extent that other remedies may be available under state or federal law to either you or the group health plan, a statement that judicial review may be available to you, and that additional assistance may be available to you by contacting the applicable office of health insurance consumer assistance or ombudsman whose contact information will be listed on the written final external review decision.

***Expedited External Review.*** An adverse benefit determination may be eligible for an expedited external review if:

- You have received an adverse benefit determination which involves a medical condition for which the timeframe for completion of an expedited internal appeal (as described above) would seriously jeopardize your life or health, or your ability to regain maximum function, and you have filed a request for an expedited internal appeal; or
- You have received an adverse benefit determination which involves a medical condition where the timeframe or completion of a standard external review would seriously jeopardize your life or health or would jeopardize your ability to regain maximum function, or if the adverse benefit determination concerns an admission, availability of care, continued stay, or health care item or service for which you have received emergency services, but you have not been discharged from a facility.

If you make a request for an expedited external review, the Plan Administrator will immediately review the request and provide you with written notice of whether the adverse benefit determination is eligible for external review. If the adverse benefit determination is eligible for external review, the Appeals Administrator will forward the request to an IRO (electronically, by telephone or fax, or by other similar manner), along with all documents and information it considered in making its adverse benefit determination.

The IRO will follow the review process described above, and render a decision within 72 hours after it receives the request for review. The IRO will provide a written confirmation of its decision to both the claimant and the Plan with 48 hours thereafter.

Upon receipt of the final external review decision reversing the adverse benefit determination, the Appeals Administrator will immediately provide coverage or payment for the claim or service involved.

All medical appeals will provide:

- The opportunity to submit written comments, documents, records and other information relating to your claim for benefits, and that all such submissions will be considered by the Plan in deciding the appeal.
- The right to request that you be provided reasonable access to, and copies of, all documents, records, medical necessity criteria utilized to make the determination and other information relevant to your claim for benefits free of charge.
- A review that does not afford deference to the initial adverse utilization management determination, and is conducted by Medical Directors who are neither the person who made the initial decision nor a subordinate of the person who made the initial decision.
- That, in instances when the decision involves medical judgment, a health care professional who has appropriate training and experience in the field of medicine will be consulted, who again is neither the person who made the initial decision nor a subordinate of the person who made the initial decision.
- That the Appeals Administrator will identify, upon your request, the medical or vocational experts whose advice was obtained in connection with your medical appeal, whether we relied on the experts advice or not in making our decision. While your internal appeal is pending, the Appeals Administrator will provide you with a copy (free of charge) of any new or additional evidence considered, relied upon or generated by the plan in reaching our decision sufficiently in advance of the date by which we will decide your case to allow you the reasonable opportunity to respond prior to that date. In addition, before the Plan can issue a final appeal determination based on a new or additional rationale than what was previously relied upon, the Appeals Administrator will provide you with the new or additional rationale (free of charge) sufficiently in advance of the date by which we will decide your case to allow you the reasonable opportunity to respond to that rationale prior to that date.

- The diagnoses codes and its corresponding meaning and the treatment code(s) and their corresponding meanings that are involved in your appeal will be identified and included in all written communications regarding your appeal.

You also have the right to bring a civil action under Section 502(a) of ERISA following your appeal of our determination through the internal appeal process.

## Claims Involving Other Health Benefits

In the case of a claim involving other health benefits (e.g., Dental/Vision, Prescription Drug, Employee Assistance Program, and Health Care Flexible Spending Account), initial claims for benefits under the Plan should be made by you in writing to the Claims Administrator.

### Types of Claims

There are several different types of claims that you may bring under the Plan. The Plan's procedures for evaluating claims (for example, the time limits for responding to claims and appeals) depend upon the particular type of claim. The types of claims that you generally may bring under the Plan are as follows:

- **Pre-Service Claim** – A “pre-service claim” is a claim for a particular benefit under the Plan that is conditioned upon you receiving prior approval in advance of receiving the benefit. A pre-service claim must contain, at a minimum, the name of the individual for whom benefits are being claimed, a specific medical condition or symptom, and a specific treatment, service, or product for which approval is being requested.
- **Post-Service Claim** – A “post-service claim” is a claim for payment for a particular benefit or for a particular service after the benefit or service has been provided. A post-service claim must contain the information requested on a claim form provided by the applicable provider. *Note: Claims under the Health Care Flexible Spending Account are always post-service claims.*



- **Urgent Care Claim** – An “urgent care claim” is a claim for benefits or services involving a sudden and urgent need for such benefits or services. A claim will be considered to involve urgent care if the Claims Administrator or a doctor with knowledge of your condition determines that the application of the claims review procedures for non-urgent claims (i) could seriously jeopardize your life or your health, or your ability to regain maximum function, or (ii) in your doctor’s opinion, would subject you to severe pain that cannot adequately be managed without the care or treatment that is the subject of the claim.
- **Concurrent Care Review Claim** – A “concurrent care review claim” is a claim relating to the continuation/reduction of an ongoing course of treatment.

### **Time Periods for Responding to Initial Claims**

If you bring a claim for benefits under the Plan, the Claims Administrator will respond to your claim within the following time periods:

- **Post-Service Claim** – In the case of a post-service claim, the Claims Administrator shall respond to you within 30 days after receipt of the claim. If the Claims Administrator determines that an extension is necessary due to matters beyond the control of the Plan, the Claims Administrator will notify you within the initial 30-day period that the Claims Administrator needs up to an additional 15 days to review your claim. If such an extension is necessary because you failed to provide the information necessary to evaluate your claim, the notice of extension will describe the information that you need to provide to the Claims Administrator. You will have no less than 45 days from the date you receive the notice to provide the requested information.
- **Pre-Service Claim** – In the case of a pre-service claim, the Claims Administrator shall respond to you within 15 days after receipt of the claim. If the Claims Administrator determines that an extension is necessary due to matters beyond the control of the Plan, the Claims Administrator will notify you within the initial 15-day period that the Claims Administrator needs up to an additional 15 days to review your claim. If such an extension is because you failed to provide the information necessary to evaluate your claim, the notice of extension will describe the information that you need to provide to the Claims Administrator. You will have no less than 45 days from the date you receive the notice to provide the requested information.

- **Urgent Care Claim** – In the case of an urgent care claim, the Claims Administrator shall respond to you within 72 hours after receipt of the claim. If the Claims Administrator determines that it needs additional information to review your claim, the Claims Administrator will notify you within 24 hours after receipt of the claim and provide you with a description of the additional information that it needs to evaluate your claim. You will have no less than 48 hours from the time you receive this notice to provide the requested information. Once you provide the requested information, the Claims Administrator will evaluate your claim within 48 hours after the earlier of the Claims Administrator's receipt of the requested information, or the end of the extension period given to you to provide the requested information. There is a special time period for responding to a request to extend an ongoing course of treatment if the request is an urgent care claim. For these types of claims, the Claims Administrator must respond to you within 24 hours after receipt of the claim by the Plan (provided, that you make the claim at least 24 hours prior to the expiration of the ongoing course of treatment).
- **Concurrent Care Review Claim** – If the Plan has already approved an ongoing course of treatment for you and contemplates reducing or terminating the treatment, the Claims Administrator will notify you sufficiently in advance of the reduction or termination of treatment to allow you to appeal the Claims Administrator's decision and obtain a determination on review before the treatment is reduced or terminated.

**Notice and Information Contained in Notice Denying Initial Claim**

If the Claims Administrator denies your claim (in whole or in part), the Claims Administrator will provide you with written notice of the denial (although initial notice of a denied urgent care claim may be provided to you orally). This notice will include the following:

- Reason for the denial – the specific reason or reasons for the denial;
- Reference to plan provisions – reference to the specific plan provisions on which the denial is based;
- Description of additional material – a description of any additional material or information necessary for you to substantiate your claim and an explanation as to why such information is necessary;

- Description of any internal rules – a copy of any internal rule, guideline, protocol, or other similar criterion relied upon in making the initial determination or a statement that such a rule, guideline, protocol, or other criterion was relied upon in making the appeal determination and that a copy of such rule will be provided to you free of charge at your request; and
- Description of claims appeals procedures – a description of the Plan’s appeals procedures and the time limits applicable for such procedures (such description will include a statement that you are eligible to bring a civil action in federal court under Section 502 of ERISA to appeal any adverse decision on appeal and a description of any expedited review process for urgent care claims).

**Appealing a Denied Claim for Benefits**

If the Claims Administrator denies your initial claim for benefits, you may appeal the denial by filing a written request (or an oral request in the case of an urgent care claim) with the Appeals Administrator within 180 days after you receive the notice denying your initial claim for benefits. If you decide to appeal a denied claim for benefits, you will be able to submit written comments, documents, records, and other information relating to your claim for benefits (regardless of whether such information was considered in your initial claim for benefits) to the Appeals Administrator for review and consideration. You will also be entitled to receive, upon request and free of charge, access to, and copies of, all documents, records, and other information that is relevant to your appeal.

**Time Periods for Responding to Appealed Claims**

If you appeal a denied claim for benefits, the Appeals Administrator will respond to your claim within the following time periods:

- Post-Service Claim – In the case of an appeal of a denied post-service claim, the Appeals Administrator shall respond to you within 60 days after receipt of the appeal.
- Pre-Service Claim – In the case of an appeal of a denied pre-service claim, the Appeals Administrator shall respond to you within 30 days after receipt of the appeal.
- Urgent Care Claim – In the case of an appeal of a denied urgent care claim, the Appeals Administrator shall respond to you within 72 hours after receipt of the appeal.
- Concurrent Care Review Claim – In the case of an appeal of a denied concurrent care review claim, the Appeals Administrator shall respond to you before the concurrent or ongoing treatment in question is reduced or terminated.

**Notice and Information Contained in Notice Denying Appeal**

If the Appeals Administrator denies your claim (in whole or in part), the Appeals Administrator will provide you with written notice of the denial (although initial notice of a denied urgent care claim may be provided to you orally or via facsimile or other similarly expeditious means of communication). This notice will include the following:

- Reason for the denial – the specific reason or reasons for the denial;
- Reference to plan provisions – reference to the specific plan provisions on which the denial is based;
- Statement of entitlement to documents – a statement that you are entitled to receive, upon request and free of charge, access to and copies of, all documents, records and other information that is relevant to your claim and/or appeal for benefits;
- Description of any internal rules – a copy of any internal rule, guideline, protocol, or other similar criterion relied upon in making the appeal determination or a statement that such a rule, guideline, protocol, or other criterion was relied upon in making the appeal determination and that a copy of such rule will be provided to you free of charge at your request; and
- Statement of right to bring action – a statement that you are entitled to bring a civil action in federal court under Section 502 of ERISA to pursue your claim for benefits.

If the time limitations set forth have not been exceeded, no person may bring an action in a court of law unless the claims review procedure is exhausted and a final determination has been made. The decision of the Appeals Administrator shall be final and conclusive on all persons claiming benefits under the Plan, subject to applicable law. If you challenge the decision of the Appeals Administrator, a review by a court of law will be limited to the facts, evidence and issues presented during the claims procedure set forth above. The appeal process described herein must be exhausted before you can pursue the claim in federal court. Facts and evidence that become known to you after having exhausted the appeals procedure may be submitted for reconsideration of the appeal in accordance with the time limits established above. Issues not raised during the appeal will be deemed waived.

---

## *Your Rights Under ERISA*

### **What Are Your Rights?**

The intent of this SPD is to meet the Summary Plan Description requirements of the Employee Retirement Income Security Act of 1974, as amended (ERISA). However, if there is a conflict between the information contained in the official Plan documents and the information contained in this SPD, the information in the Plan documents will take precedence.

Under ERISA, you are entitled to:

### **Receive Information About Your Plan and Benefits**

- Examine, without charge, at the Plan Administrator's office and at other specified locations, such as worksites and union halls, all documents governing the Plan, including insurance contracts and collective bargaining agreements, and a copy of the latest annual report (Form 5500 Series) filed by the Plan with the U.S. Department of Labor and available at the Public Disclosure Room of the Employee Benefits Security Administration.
- Obtain, upon written request to the Plan Administrator, copies of documents governing the operation of the Plan, including insurance contracts and collective bargaining agreements, and copies of the latest annual report (Form 5500 Series) and updated Summary Plan Description. The administrator may make a reasonable charge for the copies.
- Receive a summary of the Plan's annual financial report. The Plan Administrator is required by law to furnish each participant with a copy of this summary annual report.

### **Continue Group Health Plan Coverage**

- Continue health care coverage for yourself, eligible spouse, or eligible child(ren) if there is a loss of coverage under the Plan as a result of a qualifying event. You or your eligible spouse or eligible child(ren) may have to pay for such coverage. Review this Summary Plan Description and the documents governing the Plan on the rules governing your COBRA continuation coverage rights.

### **Prudent Actions by Plan Fiduciaries**

In addition to creating rights for plan participants, ERISA imposes duties upon the people who are responsible for the operation of the employee benefit plan. The people who operate your Plan, called "fiduciaries" of the Plan, have a duty to do so prudently and in the interest of you and other plan participants and beneficiaries. No one, including your employer, or any other person, may fire you or otherwise discriminate against you in any way to prevent you from obtaining a welfare benefit or exercising your rights under ERISA.

## **Enforce Your Rights**

If your claim for a benefit is denied or ignored, in whole or in part, you have a right to know why this was done, to obtain copies of documents relating to the decision without charge, and to appeal any denial, all within certain time schedules. Under ERISA, there are steps you can take to enforce the above rights. For instance, if you request a copy of plan documents or the latest annual report from the Plan and do not receive them within 30 days, you may file suit in a federal court. In such a case, the court may require the Plan Administrator to provide the materials and pay you up to \$110 a day until you receive the materials, unless the materials were not sent because of reasons beyond the control of the Plan Administrator.

If you have a claim for benefits that is denied or ignored, in whole or in part, you may file suit in a state or federal court. In addition, if you disagree with the Plan's decision or lack thereof concerning the qualified status of a medical child support order, you may file suit in federal court. If it should happen that plan fiduciaries misuse the Plan's money, or if you are discriminated against for asserting your rights, you may seek assistance from the U.S. Department of Labor, or you may file suit in a federal court. The court will decide who should pay court costs and legal fees. If you are successful the court may order the person you have sued to pay these costs and fees. If you lose, the court may order you to pay these costs and fees, for example, if it finds your claim is frivolous.

## **Assistance With Your Questions**

If you have any questions about your Plan, you should contact the Plan Administrator. If you have any questions about this statement or about your rights under ERISA, or if you need assistance in obtaining documents from the Plan Administrator, you should contact the nearest office of the Employee Benefits Security Administration, U.S. Department of Labor, listed in your telephone directory or the Division of Technical Assistance and Inquiries, Employee Benefits Security Administration, U.S. Department of Labor, 200 Constitution Avenue NW, Washington, D.C. 20210. You may also obtain certain publications about your rights and responsibilities under ERISA by calling the publications hotline of the Employee Benefits Security Administration.

## **ERISA Claim Fiduciary**

For the purposes of ERISA, all third party administrators and insurance carriers are fiduciaries, with complete authority to review all denied claims for benefits under this program. This includes, but is not limited to, the denial of certification of the medical necessity of hospital or medical treatment.

In exercising its fiduciary responsibility, the American Water Retirement / Benefits Committee shall have discretionary authority to determine whether and to what extent employees and beneficiaries are entitled to benefits, and to interpret any disputed or doubtful terms of the Plan. The American Water Retirement / Benefits Committee shall be deemed to have properly exercised such authority unless it acts arbitrarily or capriciously.

---

## *Plan Benefits*

These benefits are provided by American Water. The following Plans are self-insured benefits that are paid for directly by American Water:

- Preferred Provider Organization (PPO) Plan
- Dental/Vision Plans
- Prescription Drug Program
- Short Term Disability Plan
- Long Term Disability Plan (except for American Water Enterprises for which LTD is fully insured)
- Health Care Flexible Spending Account
- Dependent Care Flexible Spending Account

Horizon provides certain administrative services for the Preferred Provider Organization and the Flexible Spending Account Plans. CVS Caremark administers the Prescription Drug Program. EyeMed provides certain administrative services for the Vision Plan. Aetna provides certain administrative services for the Dental Plan, and prior to August 1, 2012 certain administrative services for the Short Term Disability Plan, and effective August 1, 2012, MetLife provides certain administrative services for the Short Term Disability Plan. Prior to August 1, 2012, Aetna provides certain administrative services for the Long Term Disability Plan, and effective August 1, 2012, MetLife begins providing certain administrative services to the Long Term Disability Plan.

American Water, Horizon, CVS Caremark, Aetna, EyeMed, and MetLife reserve the right to interpret all plan provisions as necessary and to make all determinations regarding benefits payable under these American Water Employee Benefit Plans.



The following Plans are fully insured:

- Life Insurance Plan
- On or after August 1, 2012 the Long Term Disability Plan for all employees
- Prior to August 1, 2012 the Long Term Disability Plan for American Water Enterprises
- Employee Assistance Plan

---

## *Plan Documents*

In preparing this Summary Plan Description, American Water has attempted to avoid complex language and legal terms whenever possible. If a question should ever arise concerning the nature and extent of benefits under any aspect of the American Water Group Insurance Plan, the actual legal Plan documents and not this Summary Plan Description, will govern.

---

## *Continuation of Health Coverage*

### **Introduction**

This section contains important information about your right to COBRA continuation coverage, which is a temporary extension of coverage under the Plan. The right to COBRA continuation coverage was created by a federal law, the Consolidated Omnibus Budget Reconciliation Act of 1985 (COBRA). COBRA continuation coverage can become available to you and to other members of your family who are covered under the Plan when you would otherwise lose your group health coverage. This section generally explains COBRA continuation coverage, when it may become available to you and your family, and what you need to do to protect the right to receive it.

*Note: Eligible Hawaii employees and their eligible spouse, or child(ren) may participate in the HMSA Medical Plan, and are eligible for COBRA continuation coverage under that plan.*

For more information about your rights and obligations under the Plan and under federal law, you should contact the Plan Administrator.

The Plan Administrator is Vice President Human Resources, American Water, 1025 Laurel Oak Road, Voorhees, NJ 08043, (856) 346-8200.

The Plan Administrator is responsible for administering COBRA continuation coverage.



## What is COBRA Continuation Coverage?

COBRA continuation coverage is a continuation of Plan coverage when coverage would otherwise end because of a life event known as a “qualifying event.” Specific qualifying events are listed later in this section. COBRA continuation coverage must be offered to each person who is a “qualified beneficiary.” A qualified beneficiary is someone who will lose coverage under the Plan because of a qualifying event. Depending on the type of qualifying event, employees, spouses of employees, same-sex domestic partners of employees, and children of employees may be qualified beneficiaries. Under the Plan, qualified beneficiaries who elect COBRA continuation coverage must pay for COBRA continuation coverage.

If you are an employee, you will become a qualified beneficiary if you will lose your coverage under the Plan because either one of the following qualifying events happens:

- Your hours of employment are reduced; or
- Your employment ends for any reason other than your gross misconduct.

If you are the spouse of an employee, you will become a qualified beneficiary if you will lose your coverage under the Plan because any of the following qualifying events happens:

- Your spouse dies;
- Your spouse’s hours of employment are reduced;
- Your spouse’s employment ends for any reason other than his or her gross misconduct;
- Your spouse becomes enrolled in Medicare benefits (Part A, Part B, or both); or
- You become divorced or legally separated from your spouse.

Your eligible children will become qualified beneficiaries if they will lose coverage under the Plan because any of the following qualifying events happens:

- The parent-employee dies;
- The parent-employee’s hours of employment are reduced;
- The parent-employee’s employment ends for any reason other than his or her gross misconduct;
- The parent-employee becomes enrolled in Medicare benefits (Part A, Part B, or both);
- The parents become divorced or legally separated; or
- The child stops being eligible for coverage under the Plan as an “eligible child.”

*Note:* Same-sex domestic partners are not qualified beneficiaries for purposes of COBRA continuation. However, although these individuals do not have an independent right to elect COBRA continuation coverage, if you elect COBRA continuation coverage for yourself, you may also cover your same-sex domestic partner even if he or she is not considered a qualified beneficiary under COBRA. Your same-sex domestic partner's coverage will terminate when your COBRA coverage terminates.

**When is COBRA Coverage Available?**

The Plan will offer COBRA continuation coverage to qualified beneficiaries only after the Plan Administrator has been notified that a qualifying event has occurred. When the qualifying event is the end of employment or reduction of hours of employment, death of the employee, or the employee's becoming entitled to Medicare benefits (Part A, Part B, or both), the employer must notify the Plan Administrator of the qualifying event.

**You Must Give Notice of Some Qualifying Events**

For the other qualifying events (divorce or legal separation of the employee and spouse or a child's losing eligibility for coverage as an eligible child), you must notify the Plan Administrator in writing within 60 days after the qualifying event occurs. You must send this notice to the Benefits Service Center, American Water, 131 Woodcrest Road, Cherry Hill, NJ 08034, along with documentation of the event.

**COBRA  
Qualifying Events  
and Duration  
Overview**

<b>Maximum Continuation Period (Months) For:</b>			
<b>Qualifying Event</b>	<b>You</b>	<b>Eligible Spouse/Same-Sex Domestic Partner</b>	<b>Eligible Child</b>
You lose coverage because of reduced work hours or taking unpaid leave, other than leave under the FMLA	18	18	18
You terminate employment for any reason (except gross misconduct)	18	18	18
You, your spouse, or your eligible child is disabled – as defined by the Social Security Act – at the time of the qualifying event or during the first 60 days of COBRA continuation coverage	29 (Initial 18 months, plus additional 11 months)	29 (Initial 18 months, plus additional 11 months)	29 (Initial 18 months, plus additional 11 months)
Your child no longer qualifies as an eligible child	N/A	N/A	36
You die – <i>NOTE: the Company will pay 100% of the applicable COBRA premium for up to 18 months</i>	N/A	36	36
You and your spouse divorce or legally separate	N/A	36	36
You become entitled to Medicare benefits (under Part A, Part B or both)	N/A	36	36

## How Long Does COBRA Coverage Last?

COBRA continuation coverage is a temporary extension of coverage. When the qualifying event is the death of the employee, the employee's becoming entitled to Medicare benefits (under Part A, Part B, or both), your divorce or legal separation, or a child's losing eligibility as an eligible child, COBRA continuation coverage lasts for up to a total of 36 months. When the qualifying event is the end of employment or reduction of the employee's hours of employment, and the employee became entitled to Medicare benefits less than 18 months before the qualifying event, COBRA continuation coverage for qualified beneficiaries other than the employee lasts until 36 months after the date of Medicare entitlement. For example, if a covered employee becomes entitled to Medicare eight months before the date on which his or her employment terminates, COBRA continuation coverage for the spouse and children can last up to 36 months after the date of Medicare entitlement, which is equal to 28 months after the date of the qualifying event (36 months minus 8 months). Otherwise, when the qualifying event is the end of employment or reduction of the employee's hours of employment, COBRA continuation coverage generally lasts for only up to a total of 18 months.

There are two ways in which this 18-month period of COBRA continuation coverage can be extended.

### **Disability extension of 18-month period of continuation coverage.**

If you or anyone in your family covered under the Plan is determined by the Social Security Administration to be disabled and you notify the Plan Administrator in a timely fashion, you and your entire family may be entitled to receive up to an additional 11 months of COBRA continuation coverage, for a total maximum of 29 months. The disability would have to have started at some time before the 60<sup>th</sup> day of COBRA continuation coverage and must last at least until the end of the 18-month period of continuation coverage. You must provide the Plan Administrator with notice of the Social Security Administration's determination within 60 days of the latest of (1) the date of the Social Security Administration's disability determination; (2) the date of the qualifying event; (3) the date on which the qualified beneficiary would lose coverage under the Plan; or (4) the date you are provided notice of your COBRA continuation coverage rights. Notice should be sent to the Benefits Service Center, American Water, 131 Woodcrest Road, Cherry Hill, NJ 08034, along with a copy of the determination received from the Social Security Administration.

**Second qualifying event extension of 18-month period of continuation coverage.** If your spouse or eligible children experience another qualifying event while receiving 18 or 29 months of COBRA continuation coverage, the spouse and eligible children can get up to 36 total months of COBRA continuation coverage, if written notice of the second qualifying event is properly given to the Plan Administrator. This extension is available if the employee or former employee dies, becomes entitled to Medicare benefits (under Part A, Part B, or both), or gets divorced or legally separated, or if the child stops being eligible under the Plan as an eligible child, but only if the event would have caused the spouse or eligible child to lose coverage under the Plan had the first qualifying event not occurred. If the second qualifying event is divorce or legal separation or the child ceasing to be eligible under the Plan, written notice must be sent to the Benefits Service Center, American Water, 131 Woodcrest Road, Cherry Hill, NJ 08034, along with documentation of the second qualifying event.

### **How Do You Elect COBRA Coverage?**

To elect continuation coverage, you must complete an election form supplied by the Plan Administrator within 60 days of the date you receive notice of your COBRA continuation coverage rights. Each qualified beneficiary has a separate right to elect continuation coverage. For example, the employee's spouse may elect continuation coverage even if the employee does not. Continuation coverage may be elected for only one, several, or for all eligible children who are qualified beneficiaries. A parent may elect to continue coverage on behalf of any eligible children. The employee or the employee's spouse can elect continuation coverage on behalf of all of the qualified beneficiaries.

### **How Much Does COBRA Coverage Cost?**

Generally, each qualified beneficiary may be required to pay the entire cost of continuation coverage. The amount a qualified beneficiary may be required to pay may not exceed 102% (or, in the case of an extension of continuation coverage due to a disability, 150%) of the cost to the group health plan (including both employer and employee contributions) for coverage of a similarly situated plan participant or beneficiary who is not receiving continuation coverage. The required payment for each continuation coverage period for each option is described in this notice.

## **Trade Act of 2002**

The Trade Act of 2002 amended COBRA to provide for a special second 60-day COBRA election period for certain employees who have experienced a termination or reduction of hours and who lose group health plan coverage as a result. The special second COBRA election period is available only to a very limited group of individuals: generally, those who are receiving trade adjustment assistance (TAA) or “alternative trade adjustment assistance” under a federal law called the Trade Act of 1974. These Employees are entitled to a second opportunity to elect COBRA coverage for themselves and certain family members (if they did not already elect COBRA coverage), but only within a limited period of 60 days from the first day of the month when an individual begins receiving TAA (or would be eligible to receive TAA but for the requirement that unemployment benefits be exhausted) and only during the six months immediately after their group health plan coverage ended.

If an employee qualifies or may qualify for assistance under the Trade Act of 1974, he or she should contact the Plan Administrator for additional information. The employee must contact the Plan Administrator promptly after qualifying for assistance under the Trade Act of 1974 or the employee may lose his or her special COBRA rights. COBRA coverage elected during the special second election period is not retroactive to the date that Plan coverage was lost, but begins on the first day of the special second election period.

### **Special Rules for the Health Care Flexible Spending Account**

COBRA coverage will consist of the Health Care Flexible Spending Account coverage in force at the time of the qualifying event (i.e., the elected annual limit reduced by expenses reimbursed up to the time of the qualifying event). The use-it-or-lose-it rule will continue to apply, so any unused amounts will be forfeited at the end of the Plan Year, and COBRA coverage will terminate at the end of the Plan Year. Under the special grace period rule described on page 90, if you make all required COBRA premium payments through December 31, expenses incurred for the period January 1 – March 15 of the following calendar year can be applied against any remaining balance in your Health Care Flexible Spending Account. Expenses must be submitted by April 30 of the year following the year in which COBRA coverage commenced.

Unless otherwise elected, all qualified beneficiaries who were covered under the Health Care Flexible Spending Account will be covered together for Health Care Flexible Spending Account COBRA coverage. However, each qualified beneficiary could alternatively elect separate COBRA coverage to cover that beneficiary only, with a separate Health Care Flexible Spending Account annual limit and a separate premium.

### **Keep Your Plan Informed of Address Changes**

In order to protect your family's rights, you should keep the Plan Administrator informed of any changes in the addresses of family members. You should also keep a copy, for your records, of any notices you send to the Plan Administrator.

### **If You Have Questions**

If you have questions about your COBRA continuation coverage, you should contact the Benefits Service Center, 131 Woodcrest Road, Cherry Hill, NJ 08034, (866) 888-8269, or you may contact the nearest Regional or District Office of the U.S. Department of Labor's Employee Benefits Security Administration (EBSA). Addresses and phone numbers of Regional and District EBSA Offices are available through EBSA's website at [www.dol.gov/ebsa](http://www.dol.gov/ebsa).

---

## ***Continuation of Coverage During an Approved Leave of Absence Granted to Comply With Federal Law***

### **FMLA Leave**

This continuation of coverage section applies only for the period of any approved family or medical leave (approved FMLA leave) required by the Family and Medical Leave Act of 1993 (FMLA). If American Water grants you an approved FMLA leave for a period in excess of the period required by FMLA, any continuation of coverage during that excess period will be subject to prior written agreement between the appropriate carriers and American Water.

If American Water grants you an approved FMLA leave in accordance with FMLA, you may, during the continuance of such approved FMLA leave, continue any coverage you and your eligible spouse, same-sex domestic partner, and child(ren) have under the American Water Plan at the time the leave commences.

At the time you request the leave, you must agree to make any contributions required by American Water to continue coverage. At the time your leave begins, you will be advised on how to make payments. American Water will continue to make its contributions toward such coverage.

If any coverage you are allowed to continue has reduction rules applicable by reason of age or retirement, the coverage will be subject to such rules while you are on FMLA leave.

If you acquire a new eligible spouse, same-sex domestic partner, or child(ren) while your coverage is continued during an approved



FMLA leave, the eligible spouse, same-sex domestic partner, or child(ren) will be eligible for the continued coverage on the same terms as would be applicable if you were actively at work, not on an approved FMLA leave.

## **Military Leave**

If you are absent from work for active military duty that is covered by the federal Uniformed Services Employment and Reemployment Rights Act (“USERRA”), your right to continued participation in the Plan will be as follows:

- If you are absent from work for less than 31 days, you, your eligible spouse or same-sex domestic partner, and your child(ren) may continue any coverage under this Plan in effect when your military leave begins.
- If you are absent for more than 30 days, you may elect to continue any coverage under this Plan for yourself, your eligible spouse, same-sex domestic partner or child(ren) for up to 24 months or the period of your military service, whichever is shorter. You will be required to pay up to 102% of the normal premium for this continued coverage. If you elect not to continue coverage under a group health benefit, your coverage will be reinstated to the extent required under USERRA upon your return to employment.

## **When FMLA or Military Leave Terminates**

If health care coverage terminates because your approved FMLA leave is deemed terminated by American Water, you may, on the date of such termination, be eligible for continuation under federal law on the same terms as though your employment terminated, other than for gross misconduct, on such date.

## **If You Return to Work**

If you return to work for American Water following the date American Water determines the approved FMLA leave is terminated or you return to work in accordance with requirements under USERRA following the date American Water determines the approved military leave is terminated, your coverage under the group contract will be in force as though you had continued in active employment rather than going on an approved FMLA leave or military leave, provided you make request for such coverage within 31 days of the date American Water determines the approved FMLA leave to be terminated. If you do not make such request within 31 days, you will not have a chance to re-enroll before the next Open Enrollment period.

## **Maximum Length of Coverage**

Coverage will not be continued beyond the first to occur of:

- The date you are required to make any contribution and you fail to do so.
- The date American Water determines your approved FMLA or military leave is terminated and you fail to return to work.
- The date the coverage involved discontinues as to your Eligible Class.



Any coverage being continued for an eligible spouse, same-sex domestic partner, or child(ren) will not be continued beyond the date it would otherwise terminate.

---

## ***Continuation of Coverage During an Approved Non-FMLA and Non-Military Leave of Absence***

Except as otherwise indicated in this SPD, if you are absent from work on an approved non-FMLA and non-military leave for any reason, American Water will continue any coverage for you, your eligible spouse, same-sex domestic partner or child(ren) in effect when your leave of absence begins as follows to the extent applicable premium payments are made.

If you are receiving disability benefits under the Plan and you have less than one year of service with American Water, coverage may continue for up to 12 months.

If you are receiving disability benefits under the Plan and you have one to five years of service with American Water, coverage may continue for up to 18 months.

If you are receiving disability benefits under the Plan and you have more than five years of service with American Water, coverage may continue for up to 24 months.

At the time you request the leave, you must agree to make any contributions required by American Water to continue coverage. At the time your leave begins, you will be advised on how to make payments. American Water will continue to make its contributions toward such coverage.

If any coverage you are allowed to continue has reduction rules applicable by reason of age or retirement, the coverage will be subject to such rules while you are on non-FMLA and non-military leave.

If you acquire a new eligible spouse, same-sex domestic partner, or child(ren) while your coverage is continued during an approved non-FMLA and non-military leave, the eligible spouse, same-sex domestic partner, or child(ren) will be eligible for the continued coverage on the same terms as would be applicable if you were actively at work, not on an approved non-FMLA and non-military leave.

## **When Leave Terminates**

If health care coverage terminates because your approved non-FMLA and non-military leave is deemed terminated by American Water, you may, on the date of such termination, be eligible for continuation under federal law on the same terms as though your employment terminated, other than for gross misconduct, on such date.

## **If You Return to Work**

If you return to work for American Water following the date American Water determines the approved non-FMLA/non-military leave is terminated, your coverage under the group contract will be in force as though you had continued in active employment rather than going on an approved leave, provided you make request for such coverage within 31 days of the date American Water determines the approved leave to be terminated. If you do not make such request within 31 days, you will not have a chance to re-enroll before the next Open Enrollment period.

## **Maximum Length of Coverage**

Coverage will not be continued beyond the first to occur of:

- The date you are required to make any contribution and you fail to do so.
- The date American Water determines your approved non-FMLA/non-military leave is terminated and you fail to return to work.
- The date the coverage involved discontinues as to your Eligible Class.
- The last day of the maximum coverage period indicated above.

Any coverage being continued for an eligible spouse, same-sex domestic partner, or child(ren) will not be continued beyond the date it would otherwise terminate.

---

## ***Confidentiality of Protected Health Information***

Title II of the Health Insurance Portability and Accountability Act of 1996 and the privacy regulations issued thereunder (collectively called "HIPAA") requires group health plans to protect the confidentiality of your private health information. This Plan will not use or disclose information that is protected by HIPAA ("Protected Health Information") except as necessary for treatment, payment, health care operations, and plan administration functions, or as otherwise permitted or required by law, without your written authorization. According to the law, the Plan has required all of its Business Associates to comply with the HIPAA privacy rules.

Before this Plan may disclose, or permit one of its agents or contractors to disclose, Protected Health Information (“PHI”) to the Company, the Plan will require the Company to:

- Certify that the information is necessary in connection with plan administration functions or other permitted functions performed or to be performed by the Company;
- Amend the Plan documents and provide certification of amendment to give assurances that the Company will use and disclose the information solely in connection with such plan administration or other permitted functions; and
- Not use or further disclose PHI for employment-related actions or decisions or in connection with any other benefit or employee benefit plan of the Company without your authorization.

Under HIPAA, you have certain rights with respect to your PHI, including the right to see and copy the information, to receive an accounting of certain disclosures of the information and, under certain circumstances, to amend the information. You also have the right to file a complaint with the Plan or with the Secretary of the Department of Health and Human Services if you believe your rights under HIPAA have been violated.

*List of Contacts*

<b>American Water Benefit Contacts</b>		
<b>Carrier</b>	<b>Claims Administrator</b>	<b>Phone</b>
<b>Medical</b>		
Horizon Blue Cross Blue Shield of New Jersey	Horizon BCBSNJ P.O. Box 1219 Newark, NJ 07101 <a href="http://www.horizon-bcbsnj.com/national_accounts.html">http://www.horizon-bcbsnj.com/national_accounts.html</a>	(800) 355-BLUE (2583)
Hawaii Medical Service Association	<b>Medical Claims</b> HPH HCFA 1500 Claims PO Box 44500 Honolulu, HI 96804-4500  <b>Facility Claims</b> HPH UB92 Claims PO Box 32700 Honolulu, HI 96803-2700	(808) 948-6372
<b>Prescription Drug</b>		
Horizon Blue Cross Blue Shield (administered by CVS Caremark)	3 Penn Plaza East, Newark, NJ 0710 <a href="http://www.horizon-bcbsnj.com/national_accounts.html">http://www.horizon-bcbsnj.com/national_accounts.html</a>	(866) 881-5603
<b>Dental</b>		
Aetna	Aetna P.O. Box 14094 Lexington, KY 40512-4094 <a href="http://www.aetna.com">www.aetna.com</a>	(800) 292-4366
<b>Vision</b>		
EyeMed	EyeMed Po Box 8504 Mason, OH 45040-7111  Before enrollment: <a href="http://www.enrollwiththeyemed.com/access">www.enrollwiththeyemed.com/access</a> After enrollment: <a href="http://www.eyemedvisioncare.com">www.eyemedvisioncare.com</a>	(866) 939-3633
<b>Flexible Spending Accounts</b>		
Horizon Blue Cross Blue Shield of New Jersey	Horizon BCBSNJ 3 Penn Plaza East PP-05S Newark, NJ 07105-2200 <a href="http://www.horizonblue.com/fsa">www.horizonblue.com/fsa</a>	(800) 224-4426

<b>American Water Benefit Contacts</b>		
<b>Carrier</b>	<b>Claims Administrator</b>	<b>Phone</b>
<b>Life and AD&amp;D</b>		
MetLife	MetLife Group Life Claims PO BOX 6100 Scranton, PA. 18505-6100  <b>Note: Contact the American Water Benefits Service Center to file a claim</b>	(800) 638-6420 Prompt 2  <b>(866) 888-8269</b>
<b>Disability</b>		
Effective August 1, 2012 MetLife Disability	MetLife Disability c/o ACS 2025 Leestown Road, Suite A-2 Lexington, KY 40511	(855) 517-8273 (866) 690-1264 (fax)
Prior to August 1, 2012 Aetna Managed Disability	Aetna P.O. Box 31242 Tampa, FL 33614 <a href="http://www.aetna.com">www.aetna.com</a>	(866) 280-8648
<b>Employee Assistance Program</b>		
Carebridge	Carebridge Corporation 40 Lloyd Avenue Malvern, PA 19355 <a href="http://www.myliferesource.com">www.myliferesource.com</a> Access Code: HXSBJ	(800) 437-0911
<b>Benefits Service Center</b>		
Benefits Service Center	Benefits Service Center 131 Woodcrest Road P.O. Box 5600 Cherry Hill, NJ 08034	(866) 888-8269

## *Glossary*

---

## *Glossary*

The following definitions of certain words and phrases will help you understand the benefits to which the definitions apply. Some definitions which apply only to a specific benefit appear in the benefit section. If a definition appears in a benefit section and also appears in the Glossary, the definition in the benefit section will apply in lieu of the definition in the Glossary.

### **Coinsurance**

Once you have met your annual deductible, if any, the Plan pays a certain percentage of Covered Medical Expenses and you pay the rest. Your share is called “coinsurance.”

### **Copayment**

A fee charged to a person for Covered Medical Expenses, as specified in the applicable Summary of Coverage.

### **Course of Treatment**

A planned program of services or supplies furnished by a health care provider. The program must be:

- In connection with the diagnosis and treatment of an injury or illness; and
- Of definite duration.

### **Custodial Care**

Services and supplies furnished to a person mainly to help him or her in the activities of daily life, including room and board and other institutional care. The person does not have to be disabled. These services and supplies are custodial care without regard to:

- By whom they are prescribed;
- By whom they are recommended; or
- By whom they are performed.

### **Dentist**

A legally qualified dentist, or a doctor who is licensed to do the dental work he or she performs.

### **Directory**

A listing of Network Providers in the Service Area covered under this Plan that is available to all employees covered under the Medical Plan.

### **Doctor**

A legally qualified, licensed doctor.

**Emergency Care**

The first care given in a hospital's emergency room after a sudden and, at the time, unexpected change in a person's physical or mental condition such that:

- Care cannot safely and adequately be provided other than in a hospital; or
- Adequate care is not available at the time and place it is needed.

**Emergency Condition**

The sudden and, at that time, unexpected onset of a change in a person's physical or mental condition which, if the procedure or treatment were not performed right away could reasonably be expected to result in:

- Loss of life or limb;
- Significant impairment to bodily function; or
- Permanent dysfunction of a body part.

**Family and Medical Leave Act of 1993 (FMLA)**

FMLA provides unpaid, job-protected leave for a period of:

- 12 weeks for incapacity due to pregnancy, prenatal medical care, or childbirth.
- 12 weeks to care for your child after birth, or placement for adoption or foster care.
- 12 weeks to care for your own or your spouse's, son or daughter's, or parent's serious health condition.
- 26 weeks if you are caring for a family member in the Armed Forces (including the National Guard and Reserves), who suffered an injury or illness while on active duty that may render the person unable to perform the duties of his or her office, grade, rank, or rating.

Additionally, in compliance with the National Defense Authorization Act of 2008, if you are an eligible employee, you can take up to 12 combined weeks of FMLA leave in a single 12-month period for a "qualifying exigency" to spend time with a spouse, son, daughter, or parent on active duty or notified of call to duty. Qualifying exigencies may include attending certain military events, arranging for alternative childcare, addressing certain financial and legal arrangements, attending certain counseling sessions, and attending post-deployment reintegration briefings.



### **Home Health Care Agency**

An agency that:

- Mainly provides skilled nursing and other therapeutic services;
- Is associated with a professional group which makes policy (this group must have at least one doctor and one RN);
- Has full-time supervision by a doctor or RN;
- Keeps complete medical records on each person;
- Has a full-time administrator; and
- Meets licensing standards.

### **Home Health Care Plan**

A plan that provides for care and treatment of an illness or injury. The care and treatment must be:

- Prescribed in writing by the attending doctor; and
- An alternative to confinement in a hospital or Skilled Nursing/Convalescent Facility.

### **Hospice Care**

Care given to a terminally ill person by or under arrangements with a Hospice Care Agency as part of a Hospice Care Program.

### **Hospice Care Agency**

An agency or organization which:

- Has Hospice Care available 24 hours a day.
- Meets any licensing or certification standards set forth by the jurisdiction where it is.
- Provides:
  - Skilled nursing services;
  - Medical social services;
  - Psychological and dietary counseling; and
  - Bereavement counseling for the immediate family.
- Provides or arranges for other services which include:
  - Services of a doctor;
  - Physical or occupational therapy;
  - Part-time home health aide services which mainly consist of caring for terminally ill persons; and
  - Inpatient care in a facility when needed for pain control and acute and chronic symptom management.

- Has personnel which include at least:
  - One doctor;
  - One RN;
  - One licensed or certified social worker employed by the agency; and
  - One pastoral or other counselor.
- Establishes policies governing the provision of Hospice Care.
- Assesses the patient's medical and social needs.
- Develops a Hospice Care Program to meet those needs.
- Provides an ongoing quality assurance program. This includes reviews by doctors, other than those who own or direct the Agency.
- Permits all area medical personnel to utilize its services for their patients.
- Keeps a medical record on each patient.
- Utilizes volunteers trained in providing services for non-medical needs.
- Has a full-time administrator.

#### **Hospice Care Facility**

A facility, or a distinct part of one, which:

- Mainly provides inpatient Hospice Care to terminally ill persons.
- Charges its patients.
- Meets any licensing or certification standards set forth by the jurisdiction where it is.
- Keeps a medical record on each patient.
- Provides an ongoing quality assurance program; this includes reviews by doctors other than those who own or direct the facility.
- Is run by a staff of doctors; at least one such doctor must be on call at all times.
- Provides 24-hour-a-day nursing services under the direction of an RN.
- Has a full-time administrator.

### **Hospice Care Program**

A written plan of Hospice Care, which:

- Is established by and reviewed from time to time by:
  - A doctor attending the person; and
  - Appropriate personnel of a Hospice Care Agency.
- Is designed to provide palliative and supportive care to terminally ill persons, and supportive care to their families.
- Includes an assessment of the person's medical and social needs, and a description of the care to be given to meet those needs.

### **Hospital**

A place that:

- Provides mainly inpatient facilities for the surgical and medical diagnosis, treatment, and care of injured and sick persons.
- Is supervised by a staff of doctors.
- Provides 24-hour-a-day RN services.
- Is not mainly a place for rest, for the aged, for drug addicts, for alcoholics, or a nursing home.
- Makes charges for services rendered.

### **In-Network Care**

A health care service or supply furnished by a Network Provider.

### **LPN**

A licensed practical nurse.

### **Mental Disorder**

An illness commonly understood to be a mental disorder whether or not it has a physiological or organic basis and for which treatment is generally provided by or under the direction of a mental health professional such as a psychiatrist, a psychologist, or a psychiatric social worker. A mental or nervous disorder includes, but is not limited to:

- Alcoholism and drug abuse.
- Schizophrenia.
- Bipolar disorder.
- Pervasive mental developmental disorder (Autism).
- Panic disorder.
- Major depressive disorder.

- Psychotic depression.
- Obsessive compulsive disorder.

Mental disorders will not include alcoholism and drug abuse if a separate benefit applies to treatment of alcoholism and drug abuse.

### **Necessary**

A service or supply furnished by a particular provider is necessary if Horizon determines that it is appropriate for the diagnosis, care, or treatment of the illness or injury involved.

To be appropriate, the service or supply must:

- Be care or treatment, as likely to produce a significant positive outcome as, and no more likely to produce a negative outcome than, any alternative service or supply, both as to the illness or injury involved and the person's overall health condition;
- Be a diagnostic procedure, indicated by the health status of the person and be as likely to result in information that could affect the course of treatment as, and no more likely to produce a negative outcome than, any alternative service or supply, both as to the illness or injury involved and the person's overall health condition; and
- As to diagnosis, care, and treatment be no more costly (taking into account all health expenses incurred in connection with the service or supply) than any alternative service or supply that meets the above tests

In determining whether a service or supply is appropriate under the circumstances, Horizon will take into consideration:

- Information provided on the affected person's health status;
- Reports in peer reviewed medical literature;
- Reports and guidelines published by nationally recognized health care organizations that include supporting scientific data;
- Generally recognized professional standards of safety and effectiveness in the United States for diagnosis, care, or treatment;
- The opinion of health professionals in the generally recognized health specialty involved; and
- Any other relevant information brought to Horizon's attention.

In no event will the following services or supplies be considered to be necessary:

- Those that do not require the technical skills of a medical, mental health, or dental professional;
- Those furnished mainly for the personal comfort or convenience of the person, any person who cares for him or her, any person who is part of his or her family, any health care provider or health care facility;
- Those furnished solely because the person is an inpatient on any day on which the person's illness or injury could safely and adequately be diagnosed or treated while not confined; or
- Those furnished solely because of the setting if the service or supply could safely and adequately be furnished in a doctor's or a dentist's office or other less costly setting.

### **Negotiated Charge**

The maximum charge a Network Provider has agreed to make as to any service or supply for the purpose of the benefits under this Plan.

### **Network Provider**

A health care provider that has contracted to furnish services or supplies for a Negotiated Charge, but only if the provider is, with Horizon's consent, included in the Directory as a Network Provider for:

- The service or supply involved; and
- The class of employees of which you are a member.

### **Non-Occupational Illness**

A non-occupational illness is an illness that does not:

- Arise out of (or in the course of) any work for pay or profit; or
- Result in any way from an illness that does.

An illness will be deemed to be non-occupational regardless of cause if proof is furnished that the person:

- Is covered under any type of Workers' Compensation law; and
- Is not covered for that illness under such law.

### **Non-Occupational Injury**

A non-occupational injury is an accidental bodily injury that does not:

- Arise out of (or in the course of) any work for pay or profit; or
- Result in any way from an injury, which does.

### **Orthodontic Treatment**

Any:

- Medical service or supply;
- Dental service or supply, furnished to prevent or to diagnose or to correct a misalignment:
  - Of the teeth;
  - Of the bite; or
  - Of the jaws or jaw joint relationship, whether or not for the purpose of relieving pain.

Not included is:

- The installation of a space maintainer; or
- A surgical procedure to correct malocclusion.

### **Out-of-Network**

A health care service or supply furnished by a health care provider that is not in the network.

### **Out-of-Network Provider**

A health care provider that has not contracted to furnish services or supplies at a Negotiated Charge.

### **Reasonable and Customary Charge**

Only that part of a charge considered “reasonable” is covered. The reasonable charge for a service or supply is the lower of:

- The provider’s usual charge for furnishing it; or
- The charge Horizon determines to be the prevailing charge level made for it in the geographic area where it is furnished.

In determining the reasonable charge for a service or supply that is unusual, not often provided in the area, or provided by only a small number of providers in the area, Horizon may take into account such factors as:

- The complexity of the service or supply;
- The degree of skill needed;
- The type of specialty of the provider;
- The range of services or supplies provided by a facility; and
- The prevailing charge in other areas.

## **RN**

A registered nurse.

## **Room and Board Charges**

Charges made by an institution for room and board and other necessary services and supplies. They must be made regularly at a daily or weekly rate.

## **Semi-Private Rate**

The charge for room and board, which an institution applies to the most beds in its semi-private rooms with two or more beds. If there are no such rooms, Horizon will use the rate most commonly charged by similar institutions in the same geographic area.

## **Service Area**

The geographic area in which Network Providers for this Plan are located, as determined by Horizon.

## **Skilled Nursing/Convalescent Facility**

An institution that:

- Is licensed to provide, and does provide, the following on an inpatient basis for persons convalescing from illness or injury:
  - Professional nursing care by an RN, or by an LPN directed by a full-time RN; and
  - Physical restoration services to help patients to meet a goal of self-care in daily living activities.
- Provides 24-hour-a-day nursing care by licensed nurses directed by a full-time RN.
- Is supervised full-time by a doctor or RN.
- Keeps a complete medical record on each patient.
- Has a utilization review plan.
- Is not mainly a place for rest, for the aged, for drug addicts, for alcoholics, for mentally retarded persons, for custodial or educational care, or for care of mental disorders.
- Makes charges for services rendered.

## **Terminally Ill**

A medical prognosis of six months or less to live.

### **Totally Disabled**

“Totally disabled” means that because of injury or illness:

- You are unable to engage in your customary occupation and are not working for pay or profit.
- Your eligible spouse or eligible child is unable to engage in most of the normal activities of a person of like age and sex in good health.





AMERICAN WATER

**KENTUCKY-AMERICAN WATER COMPANY**  
**CASE NO. 2012-00520**  
**COMMISSION STAFF'S FIRST REQUEST FOR INFORMATION**

---

**Witness:**     **Linda C. Bridwell**

- 25.**    a.     Provide, for each major functional plant property group or account in the format shown in Schedule 5, the following:
- (1)     Plant beginning balances;
  - (2)     Plant ending balances;
  - (3)     Gross additions occurring in the forecasted test period;
  - (4)     Retirements occurring in the forecasted test period; and
  - (5)     Transfers for Kentucky-American occurring in the forecasted test period.
- b.     For any account in which transfers regularly occur in the normal course of business, provide a general description of the nature of the transfers.

**Response:**

- a. Please refer to Exhibit 37, Schedule B-2.3 of the Company's filing. The electronic version is in file KAW\_APP\_EX37B\_122812.pdf
- b. Please refer to Exhibit 37, Schedule B-2.3 of the Company's filing, which reflects transfers.

There is a \$238,252 asset related to business transformation that currently resides in account 339600 (NARUC account 339.1). KAW proposes to move this asset to utility plant account 340315 (NARUC 340.5) which represents a shift between NARUC accounts and consequently is shown on Schedule B-2.3. All other proposed transfers of assets related to business transformation to utility plant account 340315 (NARUC 340.5) are from other accounts within NARUC 340.5 and therefore are not reflected on Schedule B-2.3.

For the electronic version, please see KAW\_R\_PSCDR1\_NUM25\_012313.pdf.

**KENTUCKY-AMERICAN WATER COMPANY**  
**CASE NO. 2012-00520**  
**COMMISSION STAFF'S FIRST REQUEST FOR INFORMATION**

---

**Witness:      Melissa L. Schwarzell**

- 26.** Provide, in the format shown in Schedule 6 for each property leased to the utility or improvement to leased property, the following:
- a. An identification or reference number;
  - b. A description of the property's type and use;
  - c. The name of the lessor;
  - d. The frequency of lease payments;
  - e. The amount of each lease payment;
  - f. The original value of the property, together with annual lease payments; and
  - g. An explanation of the method that Kentucky-American uses to capitalize the lease payment.

**Response:**

Please refer to the attached Schedule 6.

For the electronic version, please see KAW\_R\_PSCDR1\_NUM26\_012313.pdf.

Kentucky American Water  
Case No. 2012-00520  
Leased Property  
(Total Company)  
As of November 30, 2012

Schedule 6  
Page 1 of 4  
Witness Responsible:  
Melissa Schwarzell

Data: X Base Period \_\_\_ Forecasted Period  
Type of Filing: X Original \_\_\_ Updated \_\_\_ Revised  
Workpaper Reference No(s): W/P 3-11

Identification or Reference Number	Description of Type and Use of Property	Name of Lessee	Frequency of Payment	Amount of Lease Payment	Dollar* Value		Explain Method of Capitalization
					Involved	Not Capitalized	
GQM51020	Copier - Operations Building	Canon	Monthly	\$ 311.98	\$ 14,975.04		Not Capitalized
GQM56323	Copier - KY 3rd Floor	Canon	Monthly	327.33	15,711.84		Not Capitalized
DHK02768	Copier - KY River Station	Canon	Monthly	131.04	6,289.92		Not Capitalized
DHK03277	Copier - 2400 Richmond Rd.	Canon	Monthly	131.04	6,289.92		Not Capitalized
CXA00881	Copier - Engineering	Canon	Monthly	252.46	12,118.08		Not Capitalized
MER08901	Copier - Administration	Canon	Monthly	270.28	12,973.44		Not Capitalized
DHK02767	Copier - Customer Service	Canon	Monthly	131.04	6,289.92		Not Capitalized
DHK03277	Copier - 2300 Richmond Rd.	Canon	Monthly	131.04	6,289.92		Not Capitalized
DHK11721	Copier - Owenton	Canon	Monthly	308.83	14,823.84		Not Capitalized

Schedule 6  
Page 2 of 4  
Witness Responsible:  
Melissa Schwarzell

Data: X Base Period      Forecasted Period  
Type of Filing: X Original      Updated      Revised  
Workpaper Reference No(s): W/P 3-11

DHK03385	Copier - 2300 Richmond Rd.	Canon	Monthly	487.35	23,392.80	Not Capitalized
N09071510	Postage Meter	Neopost	Monthly	213.33	10,239.84	Not Capitalized
CSX639630	Pipeline Crossing	CSX	Annually	2,400	24,000	Not Capitalized
CSX639630	Pipeline Crossing	CSX	Annually	108	1,083	Not Capitalized
CSX639630	Pipeline Crossing	CSX	Annually	350	3,500	Not Capitalized
SBD002789	Pipeline Crossing	CSX	2 Year	100	1,000	Not Capitalized
LN 057734	Pipeline Crossing	CSX	2 Year	100	1,000	Not Capitalized
LN 057735	Pipeline Crossing	CSX	Annually	100	1,000	Not Capitalized
LN 057736	Pipeline Crossing	CSX	2 Year	100	1,000	Not Capitalized
SBD009896	Pipeline Crossing	CSX	Annually	252	2,520	Not Capitalized
LN 042107	Pipeline Crossing	CSX	2 Year	100	1,000	Not Capitalized
LN 049058	Pipeline Crossing	CSX	2 Year	100	1,000	Not Capitalized

Data: <u>X</u> Base Period ___ Forecasted Period									
Type of Filing: <u>X</u> Original ___ Updated ___ Revised									
Workpaper Reference No(s): W/P 3-11									
LN	Worksheet	Category	Year	Frequency	Amount	Capitalized	Witness	Responsible	Reference
LN 043097	Pipeline Crossing	CSX	2 Year	Annually	100	1,000	Not Capitalized	Melissa Schwarzell	Schedule 6
CO L26263	Pipeline Crossing	CSX	2 Year	Annually	100	1,000	Not Capitalized	Melissa Schwarzell	Page 3 of 4
CO L19937	Pipeline Crossing	CSX	2 Year	Annually	100	1,000	Not Capitalized	Melissa Schwarzell	Witness Responsible:
LN 035376	Pipeline Crossing	CSX	2 Year	Annually	100	1,000	Not Capitalized	Melissa Schwarzell	Melissa Schwarzell
LN 059376	Pipeline Crossing	CSX	2 Year	Annually	100	1,000	Not Capitalized	Melissa Schwarzell	
CO L14022	Pipeline Crossing	CSX	5 Year	Annually	50	500	Not Capitalized	Melissa Schwarzell	
RJCC028387	MP 93-94 Lex Yard	RJCorman	Annually	Annually	228	2,280	Not Capitalized	Melissa Schwarzell	
RJCC065583	MP 96-97 Lex Yard	RJCorman	Annually	Annually	221	2,210	Not Capitalized	Melissa Schwarzell	
RJCC61872	8' Water Pipeline	RJCorman	Annually	Annually	221	2,210	Not Capitalized	Melissa Schwarzell	
RJA6500001	Lexington Pipes-Burley Ave.	NS	Annually	Annually	15	150	Not Capitalized	Melissa Schwarzell	
C-60418	Rogers Gap Road	NS	Annually	Annually	150	1,500	Not Capitalized	Melissa Schwarzell	
C-60418	Driscoll Street	NS	Annually	Annually	150	1,500	Not Capitalized	Melissa Schwarzell	
C-60418	High Street and Cox	NS	Annually	Annually	150	1,500	Not Capitalized	Melissa Schwarzell	

Schedule 6  
Page 4 of 4  
Witness Responsible:  
Melissa Schwarzell

Data: X Base Period \_\_\_ Forecasted Period  
Type of Filing: X Original \_\_\_ Updated \_\_\_ Revised  
Workpaper Reference No(s): W/P 3-11

C-60418	Delaplain MP 66	NS	Annually	100	1,000	Not Capitalized
C-85443	MP 57 Minus 1793 Ft	NS	Annually	150	1,500	Not Capitalized
C-70729	Deroode Street	NS	Annually	150	1,500	Not Capitalized
C-70729	Milepost 82	NS	Annually	150	1,500	Not Capitalized
C-60418	MP 65 Delaplain	NS	Annually	150	1,500	Not Capitalized
N/A	Owenton Office	Town of Owenton	N/A	Insurance	150,000	Not Capitalized

CO - Chesapeake & Ohio Railroad  
SBD - Seaboard Systems Railroad  
LN - Louisville & Nashville Railroad  
RJC and RJCC are R.J. Corman Railroad Company - Central Kentucky Line

\* If not available, an estimate should be furnished.

**KENTUCKY-AMERICAN WATER COMPANY**  
**CASE NO. 2012-00520**  
**COMMISSION STAFF'S FIRST REQUEST FOR INFORMATION**

---

**Witness:      Linda C. Bridwell**

- 27.**    Provide, in the format shown in Schedule 7 for each property held for future use, the following:
- a.      A description of the property;
  - b.      The date of its acquisition;
  - c.      Its original cost;
  - d.      Its accumulated depreciation;
  - e.      Its expected in-service date; and
  - f.      Its expected use.

**Response:**

There was no property held for future use included in rate base. Please refer to Exhibit 37, Schedule B-2.6 of the Company's filing.

For the electronic version, please see KAW\_R\_PSCDR1\_NUM27\_012313.pdf.



**KENTUCKY-AMERICAN WATER COMPANY**  
**CASE NO. 2012-00520**  
**COMMISSION STAFF'S FIRST REQUEST FOR INFORMATION**

---

**Witness:**      **Linda C. Bridwell/Scott W. Rungren**

- 28.**      Provide the information in the format listed in Schedule 8 regarding Certain Deferred Credits, Accumulated Deferred Income Taxes, and Other Rate Base items included in the forecasted test-period rate base.

**Response:**

Please refer to Exhibit 37, Schedule B-6 of the Company's filing for information pertaining to Deferred Credits and Accumulated Deferred Income Taxes. For information pertaining to Other Rate Base items, please see attached schedule.

For the electronic version, please see KAW\_R\_PSCDR1\_NUM28\_012313.pdf.

KENTUCKY-AMERICAN WATER COMPANY

Case No. 2012-00520

OTHER RATE BASE ITEMS

AS OF JULY 31, 2014

Schedule 8  
KAW\_R\_PSCDR1\_NUM 28  
PAGE 1 OF 1  
Witness Responsible L. Bridwell

DATA: \_X\_ BASE PERIOD \_\_\_ FORECASTED PERIOD  
TYPE OF FILING: \_X\_ ORIGINAL \_\_\_ UPDATED \_\_\_ REVISED  
WORKPAPER REFERENCE NO(S): W/P-1

Line No.	Acct No.	Description	Workpaper Reference	Excel File Reference	Base Year Balance	Adjustments	Forecast Year Balance
1							
2							
3	231	Contract Retentions	W/P - 1-12	Exhibits\Rate Base\[Other Rate Base.xls]Schedule	\$ (410,067)	\$ -	\$ (410,067)
4							
5	241	Unclaimed External Deposit Refunds	W/P - 1-12	Exhibits\Rate Base\[Other Rate Base.xls]Schedule	(8,936)	-	(8,936)
6							
7	2532	Accrued Pensions	W/P - 1-12	Exhibits\Rate Base\[Other Rate Base.xls]Schedule	1,158,179	(176,345)	981,834

**KENTUCKY-AMERICAN WATER COMPANY**  
**CASE NO. 2012-00520**  
**COMMISSION STAFF'S FIRST REQUEST FOR INFORMATION**

---

**Witness: Linda C. Bridwell**

- 29.** Provide the following (original cost) monthly account balances and a calculation of the average (13-month) account balances for total company and jurisdictional operations:
- a. Plant in Service;
  - b. Plant Purchased or Sold;
  - c. Property Held for Future Use;
  - d. Construction Work in Progress (“CWIP”) (Separate this balance into CWIP eligible for capitalized interest and other CWIP.);
  - e. Completed Construction Not Classified;
  - f. Accumulated Depreciation and Amortization;
  - g. Plant Acquisition Adjustment;
  - h. Amortization of Utility Plant Acquisition Adjustment;
  - i. Materials and Supplies;
  - j. Balance in Accounts Payable Applicable to each account in (i) above (If actual cannot be determined, give reasonable estimate.);
  - k. Unamortized Investment Tax Credit–Pre-Revenue Act of 1971;
  - l. Unamortized Investment Tax Credit–Revenue Act of 1971;
  - m. Accumulated Deferred Income Taxes;
  - n. Summary of Customer Deposits;
  - o. Computation and Development of Minimum Cash Requirements;
  - p. Balance in Accounts Payable Applicable to amounts included in utility plant in service (If actual cannot be determined, provide a reasonable estimate.);
  - q. Balance in Accounts Payable Applicable to prepayments by major category or subaccount;
  - r. Balance in Accounts Payable applicable to amounts included in plant under construction (If actual cannot be determined, provide a reasonable estimate.); and
  - s. All Current Assets and Current Liability accounts not included above.

**Response:**

Please refer to Exhibit 37, Schedules B-1 and B-8 for the account balances at the end of the base period, the calculated thirteen month average, and the forecasted balance. Please refer to Workpaper WP-1 schedules that are provided in response to Item 3 of this same data request for each of the monthly balances through the forecasted period.

For the electronic version, please refer to KAW\_R\_PSCDR1\_NUM29\_012313.pdf.

**KENTUCKY-AMERICAN WATER COMPANY**  
**CASE NO. 2012-00520**  
**COMMISSION STAFF'S FIRST REQUEST FOR INFORMATION**

---

**Witness:**      **Scott W. Rungren**

- 30.**      Provide a calculation of federal and state income tax expense, including a reconciliation of book to taxable income, for the base period and the forecasted period in the format shown in Schedule 9.

**Response:**

Please refer to the attachment. This information is also available on Schedules E-1.1 through E-1.4 of Exhibit 37 of the Company's filing.

For the electronic version, please refer to KAW\_R\_PSCDR1\_NUM30\_012313.pdf.

Kentucky-American Water Company  
 Case No. 2012-00520  
 Adjusted Jurisdictional Federal Income Taxes  
 Base Year - 12 Months Ended March 31, 2013; Forecast Year - 12 Months Ended July 31, 2014

Data: \_\_X\_\_Base Period \_\_X\_\_ Forecasted Period  
 Type of Filing: X\_\_Original\_\_Updated\_\_Revised  
 Workpaper Reference No(s): W/P

Schedule 9  
 Page 1 of 6  
 Witness Responsible: Scott Rungren

Line No.	Description	At Current Rates			At Proposed Rates	
		Unadjusted (1)	Schedule 49 Adjustments (2)	Adjusted (3)	Adjustments (4)	Adjusted (5)
1	Operating Income Before Income Taxes	\$ 35,535,526	\$ -	\$ 35,535,526	\$ 11,494,850	\$ 42,330,538
2	Reconciling Items (Permanent)					
3	Non-Deductible Meals	10,689	-	10,689	-	26,295
4	Non-Deductible Penalties and Mandatory Dividends	381,846	-	381,846	-	381,900
5	Interest Charges	11,847,606	-	11,847,606	-	12,710,004
6	Tax Accelerated Depreciation	14,851,891	-	14,851,891	-	16,581,660
7	Book Depreciation	11,300,206	-	11,300,206	-	12,577,367
8	Excess of Tax Over Book Depreciation	3,551,685	-	3,551,685	-	4,004,293
9	Other Reconciling Items					
10	Reverse Deduction of Amortization of Property Losses	57,081	-	57,081	-	57,080
11	Reverse Deduction of Deferred Maintenance Amortization	384,856	-	384,856	-	480,898
12	Deduct Actual Deferred Maintenance Expenditures	(900,000)	-	(900,000)	-	(400,000)
13	Reverse All CIAC Amortization Credits	(1,468,556)	-	(1,468,556)	-	(1,583,328)
14	Reflect Actual Taxable CIAC Received	292,772	-	292,772	-	109,430
15	Reflect Repairs Deduction	(7,550,364)	-	(7,550,364)	-	(4,342,668)
16	Reverse Book Cost of Removal	2,040,541	-	2,040,541	-	2,127,563
17	Reflect Actual Cost of Removal	(689,505)	-	(689,505)	-	(526,535)
18	Total Reconciling Items	(22,839,931)	-	(22,839,931)	-	(20,383,662)

Kentucky-American Water Company  
Case No. 2012-00520  
Adjusted Jurisdictional Federal Income Taxes  
Base Year - 12 Months Ended March 31, 2013; Forecast Year - 12 Months Ended July 31, 2014

Data: \_\_X\_\_Base Period \_\_X\_\_ Forecasted Period  
Type of Filing: X\_\_Original\_\_Updated\_\_Revised  
Workpaper Reference No(s): W/P

Schedule 9  
Page 2 of 6  
Witness Responsible: Scott Rungren

Line No.	Description	At Current Rates			At Proposed Rates	
		Unadjusted (1)	Schedule 49 Adjustments (2)	Adjusted (3)	Adjustments (4)	Adjusted (5)
19	Taxable Income	12,695,595	-	12,695,595	11,494,850	21,946,876
20	Income Tax Rates:					
21	All Income Taxed at @ 35%					
22	Federal Income Tax Liability	4,443,458	-	4,443,458	4,023,198	7,681,407
23	Adjustment for Tax Provision	370,997	-	370,997	-	-
24	Less: Prior Year Adjustment	(2,666,069)	2,666,069	-	-	-
25	Investment Tax Credits	-	-	-	-	-
26	Federal Income Taxes - Current	7,480,524	(2,666,069)	4,814,455	4,023,198	7,681,407
27	Deferred Income Taxes	981,870	2,671,473	3,653,343	-	2,585,966
28	Tax Accelerated Depreciation	14,851,891	-	14,851,891	-	16,581,660
29	Tax Straight-Line Depreciation	11,300,206	-	11,300,206	-	12,577,367
30	Excess of Accelerated Over Straight-Line Depreciation	3,551,685	-	3,551,685	-	4,004,293
31	Deferred Income Taxes @ 35%	1,243,090	-	1,243,090	-	1,401,503

Kentucky-American Water Company  
Case No. 2012-00520  
Adjusted Jurisdictional Federal Income Taxes  
Base Year - 12 Months Ended March 31, 2013; Forecast Year - 12 Months Ended July 31, 2014

Data: X Base Period X Forecasted Period  
Type of Filing: X Original Updated Revised  
Workpaper Reference No(s): W/P

Schedule 9  
Page 3 of 6  
Witness Responsible: Scott Rungren

Line No.	Description	At Current Rates			At Proposed Rates	
		Unadjusted (1)	Schedule 49 Adjustments (2)	Adjusted (3)	Adjustments (4)	Adjusted (5)
32	Amortization of Prior Years Deferred Income Taxes	217,707	-	217,707	-	313,228
33	Net Deferred Income Taxes Resulting from Depreciation	1,460,797	-	1,460,797	-	1,714,731
34	Investment Tax Credit Deferred	-	-	-	-	-
35	Amortization of Prior Years ITC	(63,597)	-	(63,597)	-	(84,792)
36	Investment Tax Credit - Net	(63,597)	-	(63,597)	-	(84,792)
37	Other Tax Deferrals	-	-	-	-	-
38	Total Deferred Income Taxes	1,135,980	2,671,473	3,807,453	-	2,814,402
39	Total Federal Income Taxes	8,616,504	5,404	8,621,908	4,023,198	10,495,809

Kentucky-American Water Company  
 Case No. 2012-00520  
 Adjusted Jurisdictional State Income Taxes

Base Year - 12 Months Ended March 31, 2013; Forecast Year - 12 Months Ended July 31, 2014

Data: \_\_X\_\_Base Period \_\_X\_\_ Forecasted Period  
 Type of Filing: X\_\_Original\_\_Updated\_\_Revised  
 Workpaper Reference No(s): W/P

Schedule 9  
 Page 4 of 6  
 Witness Responsible: Scott Rungren

Line No.	Description	At Current Rates			At Proposed Rates	
		Unadjusted (1)	Schedule 49 Adjustments (2)	Adjusted (3)	Adjustments (4)	Adjusted (5)
1	Operating Income Before Income Taxes	\$ 36,503,065	\$ -	\$ 36,503,065	\$ 12,228,564	\$ 43,555,955
2	Reconciling Items (Permanent)					
3	Non-Deductible Meals	26,295	-	26,295	-	26,295
4	Non-Deductible Penalties and Mandatory Dividends	381,900	-	381,900	-	381,900
5	Interest Charges	11,847,606	-	11,847,606	-	12,710,004
6	Tax Accelerated Depreciation	12,405,037	-	12,405,037	-	19,330,615
7	Book Depreciation	11,300,206	-	11,300,206	-	12,577,367
8	Excess of Tax Over Book Depreciation	1,104,831	-	1,104,831	-	6,753,248
9	Other Reconciling Items					
10	Reverse Deduction of Amortization of Property Losses	57,081	-	57,081	-	57,080
11	Reverse Deduction of Deferred Maintenance Amortization	384,856	-	384,856	-	480,898
12	Deduct Actual Deferred Maintenance Expenditures	(900,000)	-	(900,000)	-	(400,000)
13	Reverse All CIAC Amortization Credits	(1,468,556)	-	(1,468,556)	-	(1,583,328)
14	Reflect Actual Taxable CIAC Received	292,772	-	292,772	-	109,700
15	Reflect Repairs Deduction	(7,550,364)	-	(7,550,364)	-	(4,342,668)
16	Reverse Book Cost of Removal	2,040,541	-	2,040,541	-	2,127,563
17	Reflect Actual Cost of Removal	(689,505)	-	(689,505)	-	(526,535)
18	Total Reconciling Items	(20,377,417)	-	(20,377,417)	-	(23,132,347)



Kentucky-American Water Company  
Case No. 2012-00520  
Adjusted Jurisdictional State Income Taxes  
Base Year - 12 Months Ended March 31, 2013; Forecast Year - 12 Months Ended July 31, 2014

Data: \_\_\_X\_\_\_Base Period \_\_\_X\_\_\_ Forecasted Period  
Type of Filing: X\_\_\_Original\_\_\_Updated\_\_\_Revised  
Workpaper Reference No(s): W/P

Schedule 9  
Page 5 of 6  
Witness Responsible: Scott Rungren

Line No.	Description	At Current Rates			At Proposed Rates	
		Unadjusted (1)	Schedule 49 Adjustments (2)	Adjusted (3)	Adjustments (4)	Adjusted (5)
19	Taxable Income	16,125,648	-	16,125,648	12,228,564	20,423,608
20	Income Tax Rates:					
21	All Income Taxed @ 6%					
22	State Income Tax Liability	967,539	-	967,539	733,714	1,225,416
23	Adjustment for Tax Provision	(7,251)	-	(7,251)	-	-
24	Less: Prior Year Adjustment	(423,721)	423,721	-	-	-
25	Investment Tax Credits	-	-	-	-	-
26	State Income Taxes - Current	1,384,009	(423,721)	960,288	733,714	1,225,416
27	Deferred Income Taxes	168,912	423,716	592,628	-	653,730
28	Tax Accelerated Depreciation	12,405,037	-	12,405,037	-	19,330,615
29	Tax Straight-Line Depreciation	11,300,206	-	11,300,206	-	12,577,367
30	Excess of Accelerated Over Straight-Line Depreciation	1,104,831	-	1,104,831	-	6,753,248
31	Deferred Income Taxes @ 6%	66,290	-	66,290	-	405,195

Kentucky-American Water Company  
Case No. 2012-00520  
Adjusted Jurisdictional State Income Taxes  
Base Year - 12 Months Ended March 31, 2013; Forecast Year - 12 Months Ended July 31, 2014

Data:  X \_\_\_ Base Period \_\_\_ X \_\_\_ Forecasted Period  
Type of Filing:  X \_\_\_ Original \_\_\_ Updated \_\_\_ Revised \_\_\_  
Workpaper Reference No(s): W/P

Schedule 9  
Page 6 of 6  
Witness Responsible: Scott Rungren

Line No.	Description	At Current Rates			At Proposed Rates	
		Unadjusted (1)	Schedule 49 Adjustments (2)	Adjusted (3)	Adjustments (4)	Adjusted (5)
32	Amortization of Prior Years Deferred Income Taxes	12,653	-	12,653	-	21,063
33	Net Deferred Income Taxes Resulting from Depreciation	78,943	-	78,943	-	426,258
34	Other Tax Deferrals	-	-	-	-	-
35	Total Deferred Income Taxes	181,565	423,716	605,281	-	674,793
36	Total State Income Taxes	1,565,574	(5)	1,565,569	733,714	1,900,209

**KENTUCKY-AMERICAN WATER COMPANY  
CASE NO. 2012-00520  
COMMISSION STAFF'S FIRST REQUEST FOR INFORMATION**

---

**Witness:     Linda C. Bridwell**

- 31.**    Provide a trial balance as of the last day of the base period showing account number, account title, and actual base period accounts. All income statement accounts should show activity for 12 months.

**Response:**

Please see attached trial balance for the base period months of April 2012 through November 2012. December 2012 through March 2013 will be provided as they become available. Also included is the 12 months activity for all income statement accounts.

For the electronic version, please refer to KAW\_R\_PSCDR1\_NUM31\_012313.pdf.



Kentucky American Water Company  
 Case No. 2012-00520  
 Response to PSC DRI, Item 31  
 Trial Balance

Alternative Account No.	Account Number	Account Description	Apr-12	May-12	Jun-12	Jul-12	Aug-12	Sep-12	Oct-12	Nov-12
C3947	10139400	UPIS - WW Laboratory Equipment	38,952	38,952	38,952	38,952	38,952	38,952	38,952	38,952
C3957	10139500	UPIS - WW Power Operated Equipment	36,570	36,570	36,570	36,570	36,570	36,570	36,570	36,570
C3967	10139600	UPIS - WW Communication Equipment	1,396	1,396	1,396	1,396	1,396	1,396	1,396	1,396
C3977	10139700	UPIS - WW Misc Equipment	18,261	18,261	18,261	18,261	18,261	18,261	18,261	18,261
C101	10190000	Reg Asset-AFUDC-Debt	272,637	272,637	272,637	272,637	272,637	272,637	272,637	272,637
C103	10300000	Property Held Future	114,076	114,076	114,076	114,076	114,076	114,076	114,076	114,076
C3033	10630340	CCNC Land & Land Rights - Water Treatment	732,019	732,019	732,019	732,019	732,019	732,019	732,019	732,019
C3034	10630350	CCNC Land & Land Rights - Transmsn & Distr	3,499,576	3,499,576	3,454,077	3,454,077	3,454,077	3,454,077	3,454,077	3,454,077
C3042	10630410	CCNC Struct & Imp - Source of Supply	4,287,054	4,287,054	4,287,054	4,287,054	4,287,054	4,287,054	4,287,054	4,287,054
C3042	10630420	CCNC Struct & Imp - Pumping	4,491,287	4,491,287	4,491,287	4,491,287	4,491,287	4,491,287	4,491,287	4,491,287
C3043	10630430	CCNC Struct & Imp - Water Treatment	15,880,148	15,880,148	15,880,148	15,880,148	15,880,148	15,880,148	15,880,148	15,880,148
C3044	10630440	CCNC Struct & Imp - Transmission & Distribution	0	0	8,068	8,068	8,650	265	265	7,735
C3045	10630450	CCNC Struct & Imp - Admin & General	0	0	0	0	0	0	8,270	8,270
C3062	10630600	CCNC Lake - River & Other	6,299,155	6,299,155	6,299,155	6,299,155	6,299,155	6,299,155	6,299,155	6,299,155
C3092	10630900	CCNC Supply Mains	22,667,575	22,667,575	22,667,575	22,667,575	22,667,575	22,667,575	22,667,575	22,667,575
C3102	10631000	CCNC Power Generation Equipment	2,428,572	2,428,572	2,416,054	2,416,054	2,416,054	2,416,054	2,416,054	2,416,054
C3112	10631120	CCNC Pumping Equipment - Electric	706	65,693	100,713	105,275	39,534	4,865	706	706
C3113	10631152	CCNC Pumping Equipment - Source of Supply	5,781,856	5,830,688	5,883,062	5,815,799	5,815,724	5,758,117	5,741,635	5,799,199
C3114	10631154	CCNC Pumping Equipment - Transmsn & Distr	0	0	0	0	0	4,660	4,660	7,682
C3203	10632010	CCNC - Water Treatment Equipment - Non-Media	23,323,612	23,323,612	23,325,507	23,321,544	23,321,544	23,314,858	23,339,048	23,396,668
C3304	10633000	CCNC - Distribution Reservoirs & Standpipes	5,137,089	5,137,089	5,137,089	5,137,671	5,137,671	5,137,354	5,339,716	5,340,278
C3314	10633100	CCNC - Transmsn & Distr Mains Not Classified	70,182,234	69,862,686	70,008,120	70,084,018	69,976,970	72,380,923	72,286,788	72,079,516
C3334	10633300	CCNC Services	173,385	134,794	254,532	699,562	719,094	487,417	486,852	489,981
C3344	10633410	CCNC Meters	190,514	53,440	521,965	350,024	103,233	207,572	448,436	893,405
C3354	10633420	CCNC Meter Installations	12,423	24,587	788,056	864,956	427,272	103,103	431,542	694,674
C3364	10633500	CCNC Hydrants	322,369	308,516	339,041	340,655	371,597	478,646	431,048	373,550
C3391	10633910	CCNC Other P/E Intangible	66,690	0	0	0	0	0	0	0
C3405	10634010	CCNC Office Furniture & Equipment	711,204	748,120	763,492	930,142	5,215,364	5,401,902	5,446,265	5,566,737
C3415	10634100	CCNC Transportation Equipment Not Classified	215,604	256,111	356,111	421,338	380,421	349,346	377,689	304,614
C3425	10634200	CCNC Stores Equipment	4,299	3	3	3	3	3	3	3
C3435	10634300	CCNC Tools-Shop-Garage Equipment	4	2,532	167	16,064	28,102	7,791	4	3,479
C3445	10634400	CCNC Laboratory Equipment	85	85	85	85	85	85	6,944	6,944
C3465	10634600	CCNC Communication Equipment	49	49	49	49	49	41,075	41,959	41,959
C3475	10634700	CCNC Misc Equipment	17	17	17	17	7,893	17	17	17
C3542	10635420	CCNC WW Struct & Imp - Coll	2,677	0	0	0	0	0	0	0
C3612	10636110	CCNC WW Collecting Mains	0	0	0	0	0	0	0	0
C3632	10636300	CCNC WW Services Sewer	0	0	0	0	0	0	0	0
C3713	10637110	CCNC WW Pump Equipment - Elect	0	0	0	0	0	0	0	0
C3804	10638000	CCNC WW TD Equipment	0	5,708	0	0	0	0	0	0
C3947	10639400	CCNC WW Laboratory Equipment	0	0	0	0	0	0	0	0
C105	10700000	CWIP	13,159,303	14,223,256	13,838,262	14,525,839	11,235,841	8,775,462	12,499,921	13,481,967
C105	10780110	CWIP - Eng Clearing Dist Overhead	0	0	0	0	144,150	205,926	160,505	(64,933)
C105	10780130	CWIP - Management Study - AMR	0	0	0	0	2,523	2,523	2,128	2,128
C105	10780140	CWIP - Management Study - Pipe	0	0	0	0	3,805	3,805	3,805	3,805
C1081	10801000	Accum Depreciation - Utility Plant in Service	(126,536,431)	(127,426,122)	(128,331,566)	(129,225,566)	(130,123,707)	(131,095,342)	(132,068,211)	(133,049,356)
C1081	10802000	Accum Depreciation - Asset Sale	(551,031)	(625,627)	(636,927)	(640,828)	(684,707)	(710,577)	(715,165)	(722,504)
C1081	10803000	Accum Depreciation - Salvage/Scrap	(2,491)	(2,491)	(2,491)	(2,491)	(2,491)	(2,491)	(2,491)	(2,491)
C1081	10804000	Accum Depreciation - Original Cost	20,110,432	20,197,166	20,828,097	20,991,499	21,526,264	21,922,879	21,955,526	22,203,394
C1081	10810000	Accum Depreciation - Reg Asset	(133,389)	(133,964)	(134,539)	(135,114)	(135,689)	(136,264)	(136,839)	(137,414)
C114	11410000	UPAA - Above The Line	455,951	455,951	455,951	455,951	455,951	455,951	455,951	455,951
C115	11415000	UPAA - Above The Line - Accum Amortization	(207,934)	(208,612)	(209,290)	(209,968)	(210,646)	(211,324)	(212,002)	(212,680)
C121	12110000	Non-Utility Property - Land	249,738	249,738	249,738	249,738	249,738	249,738	249,738	249,738
C1312	13112002	PNC AAWK - Outbound ACH	537,006	156,025	376,867	620,862	620,862	620,862	620,862	0
C1312	13121200	BNYM KY	0	0	0	0	(88)	0	2,000	1,121

Kentucky American Water Company  
 Case No. 2012-00520  
 Response to PSC DRI, Item 31  
 Trial Balance

Alternative Account No.	Account Number	Account Description	Apr-12	May-12	Jun-12	Jul-12	Aug-12	Sep-12	Oct-12	Nov-12
C1312	13121208	13121208 BNYM KY - Customer Lockbox	0	0	0	0	(2,159,026)	(348,133)	127,403	120,995
C1312	13121216	13121216 BNYM KY - NSF Return Payments	0	0	0	0	0	(1,857)	0	0
C1312	13121217	13121217 BNYM KY - Misc Debits/Credits	0	0	0	0	(600)	(600)	(600)	0
C1312	13121516	13121516 BNYM CA - NSF Return Payments	0	0	0	0	0	(349)	0	0
C1312	13121517	13121517 BNYM CA - Misc Debits/Credits	0	0	0	0	0	0	0	78
C1312	13122517	13122517 BNYM IL - Misc Debits/Credits	0	0	0	0	(0)	(0)	(0)	(0)
C1312	13122616	13122616 BNYM TN - NSF Return Payments	0	0	0	0	(1,847)	(1,847)	0	0
C1312	13123016	13123016 BNYM HI - NSF Return Payments	0	0	0	0	(1,350)	(12,676)	0	0
C1312	13125316	13125316 BNYM MH - NSF - Return Payments	0	0	0	0	(19,465)	(19,465)	0	0
C1312	13140100	13140100 PNC AWCC-Accounts Payable	(474,210)	(381,986)	(539,840)	(1,146,850)	0	0	0	0
C1312	13140200	13140200 PNC AWCC-Payroll	(18,915)	(190,275)	(2,457)	(1,738)	(1,738)	(1,738)	(1,738)	(1,738)
C1312	13140202	13140202 PNC AWCC-Payroll - Outbound ACH	0	0	0	0	0	3,679	2,561	2,561
C1312	13140203	13140203 PNC AWCC-Payroll - Outbound Check	0	0	0	0	5	(3,180)	(2,958)	(2,958)
C1312	13140300	13140300 PNC AWCC-Customer Refund	(18,019)	(14,678)	(11,770)	(23,889)	0	0	0	0
C1312	13140602	13140602 PNC AWCC-Misc Items Lockbox - Outbound ACH	0	0	0	0	0	29,182	29,182	0
C1312	13199001	13199001 Cash Clearing - NSF Check	(0)	(0)	(0)	0	0	3,932	(3,730)	(714)
C1312	13199002	13199002 Cash Clearing - Mixed Payments	0	0	134	0	70	60	35	(3,734)
C1312	13199003	13199003 Cash Clearing - Misc Debits/Credits	135	0	0	600	550	(775)	600	0
C1312	13199004	13199004 Cash Clearing - MI's	0	0	1,483	0	0	0	0	3,769
C1312	13199005	13199005 Cash Clearing - ORCOM	0	0	870	0	0	0	(20)	0
C1312	13199006	13199006 Cash Clearing - Intercompany	5,421	4,354	65	2,650	2,650	(8,585)	1,462	4,357
C134	13500000	13500000 Petty Cash	2,400	2,400	2,400	2,400	2,400	2,400	2,400	2,400
C141	14100002	14100002 A/R - Customer - Unallocated	0	0	0	0	63	62	63	63
C141	14100003	14100003 A/R - Customer - ECIS	3,045,831	2,651,813	4,067,329	4,433,665	4,123,481	4,939,463	3,579,829	3,725,848
C141	14100099	14100099 A/R - Customer - Clearing - Credit Rfnd Processing	(76)	(127)	(231)	0	53	(511)	(4,912)	(6,605)
C143	14300000	14300000 Allowance for Uncollectible Accounts	(359,920)	(338,759)	(366,134)	(367,945)	(410,459)	(427,361)	(487,519)	(490,049)
C173	14400000	14400000 Unbilled Utility Revenue	3,652,028	4,367,591	4,578,853	4,925,572	4,251,113	4,661,717	4,387,859	3,841,549
C145	14510000	14510000 A/R Assoc Cos - Miscellaneous	0	0	388,851	0	0	0	0	0
C142	14510100	14510100 A/R Assoc Cos - Reconciliation Account	0	0	0	0	86,153	38,517	32,926	217,878
C145	14511000	14511000 A/R Assoc Cos - Service Company Bill	0	0	0	0	0	800,926	0	0
B145	14511001	14511001 A/R Assoc Cos - Service Company Bill	0	0	0	0	0	0	0	79,588
C145	14573000	14573000 A/R Assoc Cos - Dividend Equivalents	5,718	6,206	6,640	6,992	7,434	8,305	8,791	9,278
C142	14610000	14610000 Misc A/R - Reconciliation Account	0	0	0	320,696	357,010	337,184	(21,603)	(86,428)
C142	14610099	14610099 Misc A/R - Conversion	469,705	320,143	372,621	10	0	0	0	0
C142	14611000	14611000 Misc A/R - Manual	154,619	136,031	136,760	136,807	137,221	153,365	(4,074)	(4,074)
C142	14611200	14611200 Misc A/R - Retro Insurance	(15,971)	(15,971)	0	0	0	0	0	0
C142	14611500	14611500 Misc A/R - Medicare Subsidy	15,782	19,737	11,003	14,949	18,894	8,881	12,827	16,772
C142	14613000	14613000 Misc A/R - Employees	0	0	0	0	0	0	(103)	(103)
C142	14620000	14620000 Misc Rec - Allow for Uncollectible Accts	(70,733)	(79,604)	(100,436)	(83,625)	(92,031)	(98,954)	(110,937)	(114,576)
C151	15110000	15110000 Inventory - Plant Material	0	0	0	544,854	549,952	557,972	559,052	531,243
C151	15130000	15130000 Inventory - Chemicals	0	0	0	260,148	274,261	284,163	306,905	311,300
C153	15140000	15140000 Inventory - Other Materials & Supplies	0	0	0	0	0	13,979	0	58,385
C153	15199997	15199997 Inventory - Price Difference	0	0	0	0	0	(1)	(14)	244
C153	15199999	15199999 Inventory - Conversion	769,588	760,682	916,918	683	683	683	683	0
C162	16520000	16520000 Prepaid Insurance	205,033	159,961	107,829	161,695	109,975	161,671	109,535	57,408
C162	16530000	16530000 Prepaid PUC/PSC Assessment	18,876	9,438	0	133,698	121,780	109,602	97,424	85,246
C162	16540000	16540000 Prepaid Audit Fees	7,857	78	0	(7,371)	11,960	4,589	10,510	16,657
C162	16550000	16550000 Prepaid Other	73,352	64,183	63,486	55,146	43,042	33,577	24,553	2,959,822
C162	16550010	16550010 Prepaid Other - Global	24,077	58,087	69,287	77,876	65,682	52,180	39,093	48,519
C1863	18503000	18503000 Reg Asset-Inc Tax Rec Thru Rates-AFUDC Equity CWIP	211,464	236,355	262,686	289,973	313,797	331,495	347,689	372,568
C1863	18503500	18503500 Reg Asset-Inc Tax Rec Thru Rates-AFUDC Equity	5,889,541	5,889,541	5,889,541	5,889,541	5,889,541	5,889,541	5,889,541	5,889,541
C1863	18504000	18504000 Reg Asset-Inc Tax Rec Thru Rates-Plant Flow Thru	2,022,943	1,978,350	1,933,758	1,889,165	1,844,573	1,799,981	1,755,388	1,710,796
C1863	18504500	18504500 Reg Asset-Inc Tax Rec Thru Rates-Other	(372,804)	(370,795)	(368,787)	(366,779)	(364,770)	(362,762)	(360,754)	(358,745)
C1863	18505500	18505500 Reg Asset-Inc Tax Rec Thru Rates-Acc Amort	(826,540)	(837,721)	(848,953)	(860,143)	(871,334)	(882,524)	(893,714)	(904,904)

Kentucky American Water Company  
 Case No. 2012-00520  
 Response to PSC DRI, Item 31  
 Trial Balance

Alternative Account No.	Account Number	Account Description	Apr-12	May-12	Jun-12	Jul-12	Aug-12	Sep-12	Oct-12	Nov-12
C1862	18610000	18610000 Reg Asset - Deferred Programmed Maint	3,677,998	3,655,045	3,589,049	3,568,830	3,526,110	3,497,528	3,464,192	3,657,355
C1861	18620000	18620000 Reg Asset - Deferred Rate Case	293,069	276,503	260,316	250,593	238,359	222,177	283,471	270,504
C181	18661000	18661000 Reg Asset - Unamortized Debt Exp	114,857	114,192	113,526	112,861	112,196	111,530	110,865	110,200
C181	18661500	18661500 Reg Asset - Unamortized Debt Exp Interco	1,646,368	1,641,221	1,636,073	1,630,926	1,625,776	1,620,627	1,619,878	1,610,333
C181	18662000	18662000 Reg Asset - Unamortized Preferred Stock Exp	18,951	18,887	18,822	18,758	18,694	18,630	18,565	18,501
C174	18680101	18680101 Reg Asset - Deferred Vacation Pay	217,094	217,094	49,111	175,988	175,988	118,660	245,536	245,536
C1862	18680126	18680126 Reg Asset - FAS112 Costs	61,130	61,130	61,130	61,130	61,130	61,130	61,130	61,130
C1862	18680131	18680131 Reg Asset - Depreciation Study	25,306	24,688	24,071	23,454	22,837	22,220	21,602	20,985
C1862	18680132	18680132 Reg Asset - Cost of Service Study	9,545	8,983	8,422	7,860	7,299	6,738	6,176	5,615
C1862	18680144	18680144 Reg Asset - Waste Disposal	125,000	116,667	108,333	100,000	91,667	83,333	75,000	66,667
C1862	18689900	18689900 Reg Asset - Other	1,636,294	1,631,538	1,626,781	1,622,024	1,617,268	1,612,511	1,607,754	1,602,998
C1862	18713000	18713000 LT Asset - Prelim Survey & Investigation	52,204	52,204	52,204	52,204	52,204	52,204	52,204	52,204
B181	18715700	18715700 LT Asset - Unamort Debt In - Revolver	0	0	0	0	0	0	0	85,947
C201	20120000	20120000 Common Stock - Subs Intercompany	(36,568,777)	(36,568,777)	(36,568,777)	(36,568,777)	(36,568,777)	(36,568,777)	(36,568,777)	(36,568,777)
C207	20510000	20510000 Paid-in Capital - Subs Minority Interest	(6,330)	(6,330)	(6,330)	(6,330)	(6,330)	(6,330)	(6,330)	(6,330)
C211	20520000	20520000 Paid-in Capital - Subs Intercompany	(74,781,436)	(74,784,396)	(74,791,970)	(78,797,803)	(78,803,645)	(78,818,139)	(78,824,634)	(78,831,125)
C215	21021000	21021000 Retained Earnings at Acquisition Intercompany	(343,498)	(343,498)	(343,498)	(343,498)	(343,498)	(343,498)	(343,498)	(343,498)
C215	21024000	21024000 Retained Earnings Since Acquisition	(43,625,153)	(43,625,153)	(43,625,153)	(43,625,153)	(43,625,153)	(43,625,153)	(43,625,153)	(43,625,153)
C205	21410000	21410000 Preferred Stock - w/o Mandatory Redemption Requirmts	(1,445,600)	(1,445,600)	(1,445,600)	(1,445,600)	(1,445,600)	(1,445,600)	(1,445,600)	(1,445,600)
C204	21510000	21510000 Preferred Stock - Redeemable	(4,500,000)	(4,500,000)	(4,500,000)	(4,500,000)	(4,500,000)	(4,500,000)	(4,500,000)	(4,500,000)
C221	22110000	22110000 Bonds - Interco	(23,500,000)	(23,500,000)	(22,054,400)	(23,500,000)	(23,500,000)	(23,500,000)	(23,500,000)	(23,500,000)
C221	22115000	22115000 Bonds - Interco	(164,390,000)	(164,390,000)	(164,390,000)	(164,390,000)	(164,390,000)	(164,390,000)	(164,390,000)	(164,390,000)
C221	22210000	22210000 Current Portion LTD	0	0	(1,445,600)	(10,908,133)	0	0	0	0
C234	23120000	23120000 N/P Assoc Cos	(18,497,667)	(15,410,541)	(16,624,390)	(10,908,133)	(3,961,528)	(7,059,282)	(5,752,529)	(2,627,408)
C234	23121000	23121000 In-House Cash Center Bank	0	0	0	0	0	0	0	0
C234	23121001	23121001 IHC Clearing - Outgoing Payment	0	0	0	0	479,925	974,239	1,845,944	400,052
C234	23121002	23121002 IHC Clearing - Incoming Payment	0	0	0	0	1,761,414	0	0	0
C234	23121003	23121003 In-House Cash Center - Payment Clearing	0	0	0	0	(268,125)	(268,125)	0	0
C234	23121005	23121005 IHC Clearing - Intermediate	35,202	234,778	0	0	(495,290)	(1,367,434)	(284,920)	(1,732,049)
C234	23129000	23129000 N/P Assoc Cos - Loan Clearing	0	0	8,408	67,512	(148,385)	(262,460)	(670,586)	(598,897)
C231	23410000	23410000 A/P - Reconciliation Account	0	0	0	(133,632)	(90,313)	(764,084)	(72,462)	(282,442)
C231	23410100	23410100 A/P Intercompany - Reconciliation Account	(815,905)	(680,186)	(734,582)	0	0	0	0	0
C231	23410999	23410999 A/P - Conversion	32,040	46,692	24,381	(11,811)	(4,546)	(69,363)	(32,382)	(36,731)
C231	23411000	23411000 A/P - Pcard	0	0	0	0	0	0	0	0
C231	23411400	23411400 A/P - Pcard Clearing	0	0	0	0	0	0	0	0
C231	23411500	23411500 A/P - Pcard Clearing	0	0	0	0	(296)	(8,777)	(21,006)	(28,757)
C231	23420000	23420000 A/P - Contract Retentions	(147,974)	(162,442)	(118,826)	(113,073)	(127,116)	(127,116)	(141,115)	(141,115)
C231	23430000	23430000 A/P - Miscellaneous	(48,908)	(31,216)	(36,755)	(43,214)	(36,537)	(29,486)	(20,283)	(77,568)
C231	23430600	23430600 A/P - Workbook Accrual	(59,452)	(120,903)	(65,582)	(18,875)	(63,736)	(239,589)	(138,649)	(284,977)
C231	23430700	23430700 A/P - Pcard Accrual	(37,788)	(48,831)	(33,138)	(11,059)	(17,069)	(57,390)	(42,010)	(57,908)
C231	23431000	23431000 A/P - Misc Global	(86,541)	(107,190)	(36,886)	(87,563)	(113,129)	(156,364)	(234,264)	(103,658)
C231	23435000	23435000 A/P - Project Cost Accrual	(2,018,220)	(2,488,130)	(2,160,511)	(2,459,981)	(1,397,074)	(981,799)	(4,123,710)	(4,189,217)
C233	23510000	23510000 A/P Associated Companies	(3,239)	(20,443)	(5,117)	(2,107)	(4,604)	(6,317)	(3,247)	(18,317)
C233	23520000	23520000 A/P Associated Companies - Service Co Bill	(44,201)	(29,404)	0	427,935	(1,461,399)	0	(105,428)	1,161,885
C233	23520001	23520001 A/P Associated Companies - Service Co Bill	0	0	0	0	0	0	0	(1,132,014)
C233	23599999	23599999 Intercompany System Clearing	28,387	(65,819)	(22,572)	(14)	(12,930)	(17,957)	0	0
C23612	23621000	23621000 Accrued FIT - Current Year	(241,736)	(934,109)	(945,653)	(2,633,053)	(3,480,545)	(3,015,321)	(3,661,607)	(5,702,227)
C23612	23622000	23622000 Accrued FIT - Prior Years	6,245,409	6,370,416	6,370,416	6,370,416	6,370,416	4,376,611	4,376,611	4,558,247
C23612	23631000	23631000 Accrued SIT - Current Year	(48,195)	(174,464)	(222,341)	(530,073)	(684,631)	(795,679)	(913,542)	(464,087)
C23612	23632000	23632000 Accrued SIT - Prior Years	1,718,289	1,567,483	1,567,483	1,567,483	1,567,483	1,266,363	1,266,363	747,402
C23611	23652100	23652100 Accrued Tax - FICA	(28,129)	(16,508)	(17,767)	(23,055)	(21,830)	(57,300)	(40,804)	(26,632)
C23611	23652200	23652200 Accrued Tax - SUTA	0	0	0	(135)	(135)	(211)	(49)	(8)
C23611	23653000	23653000 Accrued Tax - Property Tax	(1,470,004)	(1,709,312)	(2,051,246)	(2,393,534)	(2,735,467)	(2,243,045)	(2,662,774)	(1,453,290)
C23611	23654000	23654000 Accrued Tax - Use Tax	(6,397)	(3,991)	(10,059)	(17,947)	(13,670)	(21,811)	(43,042)	(25,329)





Kentucky American Water Company  
 Case No. 2012-00520  
 Response to PSC DRI, Item 31  
 Trial Balance

Alternative Account No.	Account Number	Account Description	Apr-12	May-12	Jun-12	Jul-12	Aug-12	Sep-12	Oct-12	Nov-12
C252	25299900	Advances for Construction - Current	(1,025,000)	(1,025,000)	(1,100,000)	(1,100,000)	(1,100,000)	(1,100,000)	(1,100,000)	(1,100,000)
C283	25311000	Deferred FIT Liability - Other	(52,340,493)	(51,582,169)	(51,898,206)	(51,758,495)	(51,885,360)	(50,553,238)	(50,438,307)	(50,849,571)
C283	25321000	Deferred FIT Liability - Other	(8,198,969)	(8,039,539)	(8,099,194)	(8,073,715)	(8,096,851)	(7,752,061)	(7,731,101)	(7,196,444)
C23612	25340000	Deferred FIT Liability - Current	102,994	194,547	194,547	194,547	194,547	194,547	194,547	194,547
C23612	25350000	Deferred SIT Liability - Current	26,545	35,480	35,480	35,480	35,480	35,480	35,480	35,480
C251	25510100	Unamortized ITC - 3%	(68,667)	(68,029)	(67,392)	(66,754)	(66,416)	(65,479)	(64,841)	(64,203)
C251	25510200	Unamortized ITC - 4%	(33,837)	(33,312)	(32,787)	(32,261)	(31,736)	(31,210)	(30,685)	(30,159)
C251	25510300	Unamortized ITC - 10%	(741,853)	(741,950)	(736,046)	(730,143)	(724,240)	(718,336)	(712,433)	(706,530)
C2531	25621200	Reg Liab-Inc Tax Rec Thru Rates-Exc Def Depr FIT	(815,451)	(803,717)	(791,984)	(780,250)	(768,516)	(756,783)	(745,049)	(733,316)
C2531	25622000	Reg Liab-Inc Tax Rec Thru Rates-Exc Def Depr FIT	159,430	157,133	154,837	152,540	150,244	147,947	145,651	143,354
C2531	25623000	Reg Liab-Inc Tax Rec Thru Rates-Exc Def Depr FIT	(1,406,919)	(1,402,862)	(1,398,805)	(1,394,748)	(1,390,690)	(1,386,633)	(1,382,576)	(1,378,519)
C2531	25626000	Reg Liab-Inc Tax Rec Thru Rates-ITC Gross-Up 3%	(46,521)	(46,089)	(45,657)	(45,225)	(44,793)	(44,361)	(43,929)	(43,497)
C2531	25626100	Reg Liab-Inc Tax Rec Thru Rates-ITC Gross-Up 3%	(22,915)	(22,559)	(22,204)	(21,848)	(21,492)	(21,136)	(20,780)	(20,424)
C2531	25626200	Reg Liab-Inc Tax Rec Thru Rates-ITC Gross-Up 4%	(412,017)	(408,764)	(405,512)	(402,260)	(399,007)	(395,755)	(392,503)	(389,250)
C2531	25633500	Reg Liab - Gain on Debt	(239,267)	(228,392)	(217,516)	(206,640)	(195,764)	(184,888)	(174,013)	(163,137)
C1081	25700000	Reg Liab - Cost of Removal	(14,100,465)	(14,226,368)	(14,391,267)	(14,532,888)	(14,671,253)	(14,772,018)	(14,759,643)	(15,000,111)
C1862	25710000	Reg Liab - Cost of Removal RWIP	122,975	220,124	225,018	221,146	316,742	296,594	546,034	805,409
C2532	26212000	Accrued Pension Expense	1,548,195	1,743,047	1,641,486	1,539,925	1,956,247	1,854,686	1,753,125	2,129,647
C2532	26221000	Accrued OPEB NEI	(370,155)	(229,315)	(299,735)	(370,155)	(229,315)	(299,735)	(370,155)	(440,575)
C2532	26221500	Accrued OPEB Medicare Subsidy	(272,398)	(276,343)	(280,289)	(284,234)	(288,179)	(292,125)	(296,070)	(300,016)
C2532	26281500	Accrued Dividend Equivalents	(61,130)	(61,130)	(61,130)	(61,130)	(61,130)	(61,130)	(61,130)	(61,130)
C2532	26580000	FIN 48 Reserve - Federal	(5,718)	(6,206)	(6,640)	(6,992)	(7,434)	(8,305)	(8,791)	(9,278)
C2532	26581000	FIN 48 Reserve - State	(1,353,415)	(2,428,768)	(3,011,002)	(3,011,002)	(3,011,002)	(3,085,078)	(3,085,078)	(3,085,078)
C271	27111000	CIAC-Non Taxable - Mains	(17,971,397)	(17,981,825)	(17,981,825)	(17,981,825)	(17,981,825)	(17,981,825)	(17,981,825)	(17,981,825)
C271	27112000	CIAC-Non Taxable - Ext Dep	(12,856,314)	(12,856,314)	(12,856,314)	(12,856,314)	(12,856,314)	(12,856,314)	(12,856,314)	(12,856,314)
C271	27113000	CIAC-Non Taxable - Services	(18,678,796)	(19,090,365)	(19,286,141)	(19,336,795)	(19,336,795)	(19,414,712)	(19,526,579)	(19,598,475)
C271	27114000	CIAC-Non Taxable - Meters	(967,313)	(967,313)	(1,024,003)	(1,024,003)	(1,024,003)	(1,024,003)	(1,024,003)	(1,024,003)
C271	27115000	CIAC-Non Taxable - Hydrants	(1,735,645)	(1,735,449)	(1,780,603)	(1,780,603)	(1,780,603)	(1,780,603)	(1,779,923)	(1,785,934)
C271	27116000	CIAC-Non Taxable - Other	(4,726,554)	(4,724,942)	(4,725,717)	(4,725,717)	(4,725,717)	(4,725,717)	(4,725,717)	(4,732,036)
C271	27117000	CIAC-Non Taxable - WIP	(276,145)	(678,537)	(603,545)	(722,330)	(849,641)	(849,641)	(887,309)	(1,017,882)
C271	27118000	CIAC-Non Taxable - Non-Utility Property	(249,725)	(249,725)	(249,725)	(249,725)	(249,725)	(249,725)	(249,725)	(249,725)
C271	27112000	CIAC-Taxable - Mains	(1,998,493)	(1,998,493)	(1,998,493)	(1,998,493)	(1,998,493)	(1,998,493)	(1,998,493)	(1,998,493)
C271	27122000	CIAC-Taxable - Ext Dep	(766,586)	(766,586)	(766,586)	(766,586)	(766,586)	(766,586)	(766,586)	(766,586)
C271	27123000	CIAC-Taxable - Services	(7,097,267)	(7,144,406)	(7,162,839)	(7,181,690)	(7,181,690)	(7,222,565)	(7,259,503)	(7,273,706)
C271	27124000	CIAC-Taxable - Meters	(3,299)	(3,299)	(3,299)	(3,299)	(3,299)	(3,299)	(3,299)	(3,299)
C271	27125000	CIAC-Taxable - Hydrants	(487,487)	(487,487)	(487,487)	(487,487)	(487,487)	(487,487)	(487,487)	(487,487)
C271	27126000	CIAC-Taxable - Other	(440,903)	(440,903)	(440,903)	(440,903)	(440,903)	(440,903)	(440,903)	(440,903)
C271	27127000	CIAC-Taxable - WIP	0	0	0	0	0	(868)	(6,662)	(12,310)
C272	27206000	Accum Amort CIAC - Other	16,268,899	16,366,638	16,473,664	16,573,125	16,672,712	16,743,053	16,809,402	16,970,443
C272	27210000	Accum Amort CIAC - Tax	1,420,369	1,443,377	1,466,503	1,489,675	1,512,894	1,526,393	1,539,943	1,582,858
C4611	40111000	Residential Sales Billed	(13,155,411)	(16,588,637)	(20,915,743)	(25,784,965)	(30,390,300)	(34,074,908)	(37,820,839)	(41,273,095)
C4611	40112000	Residential Sales Unbilled	165,899	(241,083)	(388,554)	(554,870)	(158,993)	(476,283)	(216,566)	34,118
C4612	40121000	Commercial Sales Billed	(6,162,554)	(7,845,617)	(9,908,668)	(12,241,856)	(14,613,196)	(16,696,775)	(18,583,531)	(20,330,537)
C4612	40122000	Commercial Sales Unbilled	3,043	(186,083)	(245,676)	(354,914)	(109,130)	(161,241)	(176,002)	(8,934)
C4613	40131000	Industrial Sales Billed	(666,843)	(839,249)	(1,036,241)	(1,263,248)	(1,488,218)	(1,735,199)	(1,904,175)	(2,083,384)
C4613	40132000	Industrial Sales Unbilled	(1,486)	(11,960)	(10,545)	(25,309)	(32,177)	(16,173)	(15,921)	(2,241)
C4622	40145000	Private Fire Billed	(1,122,958)	(1,403,860)	(1,684,654)	(1,965,505)	(2,246,354)	(2,527,202)	(2,808,053)	(3,065,488)
C4614	40151000	Public Authority Billed	(761,615)	(961,883)	(1,156,062)	(1,351,692)	(1,555,120)	(1,742,288)	(1,934,862)	(2,139,626)
C4614	40152000	Public Authority Unbilled	(1,635,410)	(2,124,805)	(2,799,758)	(3,565,587)	(4,350,169)	(5,199,563)	(5,801,416)	(6,367,031)
C4614	40161000	Public Authority Billed	44,418	(21,536)	(45,084)	(122,806)	(36,334)	(134,698)	(88,387)	(7,844)
C466	40161000	Sales for Resale Billed	(529,942)	(666,568)	(865,645)	(1,037,875)	(1,328,970)	(1,553,451)	(1,697,306)	(1,861,301)
C467	40161050	Sales for Resale Billed Intero	(10,507)	(12,978)	(16,092)	(18,373)	(20,687)	(22,892)	(24,531)	(26,645)
C466	40162000	Sales for Resale Unbilled	29,117	(13,910)	4,026	25,347	(21,460)	19,698	2,035	36,371

Kentucky American Water Company  
 Case No. 2012-00520  
 Response to PSC DRI, Item 31  
 Trial Balance

Alternative Account No.	Account Number	Account Description	Apr-12	May-12	Jun-12	Jul-12	Aug-12	Sep-12	Oct-12	Nov-12
C474	40171000	Misc Sales Billed	(3,921)	(4,802)	(9,470)	(15,565)	(20,059)	(24,901)	(32,081)	(37,299)
C474	40189900	Other Water Revenue	(1,181)	(1,181)	(1,181)	(1,181)	(1,821)	(1,181)	640	640
C5221	40211000	Domestic WW Service Billed	(61,265)	(76,182)	(93,300)	(109,726)	(125,662)	(142,733)	(156,759)	(172,015)
C5222	40221000	Commercial WW Service Billed	(33,003)	(31,712)	(47,156)	(55,446)	(64,303)	(74,026)	(82,441)	(90,747)
C5222	40222000	Commercial WW Service Unbilled	0	0	5,464	0	0	0	0	0
C5223	40231000	Industrial WW Service Billed	(2,203)	(2,751)	(3,299)	(3,882)	(3,945)	(3,978)	(4,023)	(4,053)
C5224	40251000	Public Authority WW Service Billed	(2,928)	(3,554)	(4,148)	(4,672)	(5,099)	(6,046)	(6,691)	(7,495)
C470	40310100	Other Revenue - Late Payment Charge	0	0	1	1	1	1	1	1
C472	40310200	Other Revenue - Rent	(30,937)	(40,090)	(48,000)	(55,909)	(63,818)	(71,728)	(79,637)	(87,546)
C469	40310250	Other Revenue - Rent Interco	(99,036)	(129,460)	(158,318)	(189,101)	(217,702)	(244,831)	(271,084)	(298,501)
C471	40310300	Other Revenue - Collection for Others	(545,968)	(682,595)	(820,284)	(957,413)	(1,095,048)	(1,115,265)	(1,115,265)	(1,115,265)
C471	40310400	Other Revenue - NSF Check Charge	(9,288)	(11,700)	(13,740)	(16,376)	(19,172)	(21,648)	(23,508)	(24,936)
C471	40310500	Other Revenue - Application/Initiation Fee	(174,344)	(224,670)	(286,146)	(348,676)	(441,376)	(497,538)	(548,624)	(596,337)
C471	40310600	Other Revenue - Usage Data	0	0	0	0	(1,935)	(1,300)	(2,200)	(3,300)
C471	40310700	Other Revenue - Reconnection Fee	(221,728)	(279,578)	(302,250)	(322,842)	(342,810)	(366,158)	(379,782)	(391,040)
C471	40319900	Other Revenue - Misc Service	0	0	0	0	0	(3,865)	(6,301)	(7,056)
C536	40359900	Other Revenue WW - Misc Service	0	0	0	0	0	0	(500)	(500)
C6018	50100000	Labor Natural Account	0	0	0	0	174,397	369,993	531,042	828,329
C6018	50100001	Labor Expense Accrual	0	0	0	0	92,960	106,167	106,038	45,357
C6013	50101300	Labor Oper Water Treatment	352,519	482,034	568,100	655,581	808,724	899,738	1,010,979	1,075,565
C6013	50101305	Labor Oper Water Treatment - Super & Eng	279,003	383,410	445,686	502,485	569,039	602,690	652,344	699,017
C6015	50101400	Labor Oper Transmission & Distribution	315,937	439,734	574,235	636,909	677,620	707,115	752,448	775,127
C6015	50101405	Labor Oper Trans & Distr - Super & Eng	55,942	65,637	75,260	81,074	92,682	102,347	111,645	116,245
C6015	50101415	Labor Oper Trans & Distr - Lines	51,125	74,296	90,428	104,291	109,583	112,187	117,530	120,424
C6015	50101420	Labor Oper Trans & Distr - Meter	166,608	229,882	266,773	296,229	357,816	391,259	448,373	484,013
C6017	50101500	Labor Oper Customer Accounting	16,411	17,859	21,378	25,248	29,055	29,515	29,970	30,423
C6017	50101510	Labor Oper Customer Acctg - Meter Read	103,447	141,317	165,480	182,957	221,528	237,493	262,244	284,092
C6017	50101520	Labor Oper Customer Acctg - Cust Serv & Info	31,290	40,756	43,933	47,943	63,152	78,298	98,206	115,913
C6018	50101600	Labor Oper Admin & General	447,381	392,256	474,283	601,854	519,334	562,771	624,994	675,600
C6012	50102100	Labor Maint Source of Supply	197	197	4,472	4,472	4,472	4,472	4,472	4,472
C6012	50102125	Labor Maint Source of Supply - Wells	0	0	0	0	169	85	85	85
C6012	50102200	Labor Maint Pumping	25,399	33,974	33,974	33,974	33,974	33,974	33,974	33,974
C6014	50102300	Labor Maint Water Treatment	21,388	30,676	37,457	50,823	69,946	82,077	102,293	115,032
C6016	50102305	Labor Maint Water Treatment - Super & Eng	0	0	0	1,598	3,784	3,784	3,880	3,880
C6016	50102400	Labor Maint Transmission & Distribution	16,793	23,148	25,523	29,755	34,451	41,027	46,345	51,435
C6016	50102410	Labor Maint Transmn & Distr - Struct & Imp	1,424	1,712	2,061	2,418	2,672	2,995	2,834	2,834
C6016	50102415	Labor Maint Transmn & Distr - Dist Res	2,039	3,022	3,022	3,022	4,109	3,557	3,614	3,614
C6016	50102420	Labor Maint Transmn & Distr - Mains	71,308	89,310	97,797	107,820	123,234	133,493	138,998	148,408
C6016	50102430	Labor Maint Transmn & Distr - Service	95,306	120,141	137,617	157,788	185,631	206,424	231,139	249,615
C6016	50102435	Labor Maint Transmn & Distr - Meter	23,643	29,731	32,287	34,119	36,195	36,195	40,763	43,356
C6016	50102440	Labor Maint Transmn & Distr - Hydrants	26,079	40,964	51,550	59,749	74,107	84,958	103,417	107,058
C6018	50109900	Labor Capitalized Credits	0	0	0	0	(131,817)	(211,951)	(298,509)	(391,436)
C6018	50110000	Labor Non-scheduled Overtime - Natural Account	0	0	0	0	15,777	35,656	49,747	83,034
C6013	50111300	Labor Oper Non-scheduled Overtime- WT	45,304	70,246	85,252	98,898	113,650	131,345	158,901	193,564
C6013	50111305	Labor Oper Non-scheduled Overtime- WT Super & Eng	7,443	11,779	15,463	18,790	19,928	20,696	22,890	25,239
C6015	50111400	Labor Oper Non-scheduled Overtime- TD	1,976	3,093	3,831	5,032	6,121	7,933	9,609	10,592
C6015	50111405	Labor Oper Non-scheduled Overtime- TD Super & Eng	827	989	1,249	1,249	1,378	1,577	1,804	1,924
C6015	50111415	Labor Oper Non-scheduled Overtime- TD Lines	5,091	6,083	7,172	7,995	7,495	7,712	7,995	8,334
C6015	50111420	Labor Oper Non-scheduled Overtime- TD Meter	35,224	47,326	55,942	63,417	68,217	72,296	78,860	82,844
C6017	50111500	Labor Oper Non-scheduled Overtime- CA	555	618	650	650	650	668	738	738
C6017	50111510	Labor Oper Non-scheduled Overtime- CA Meter Read	4,051	7,846	10,086	12,581	15,104	17,092	20,243	22,650
C6017	50111520	Labor Oper Non-scheduled OT - CA Cust Serv & Info	1,313	1,705	1,786	1,786	1,956	2,363	2,623	3,088
C6018	50111600	Labor Oper Non-scheduled Overtime- AG	32	32	32	32	276	329	407	498
C6012	50112100	Labor Maint Non-scheduled Overtime- SS	0	0	0	319	319	319	319	319



Kentucky American Water Company  
 Case No. 2012-00520  
 Response to PSC DR1, Item 31  
 Trial Balance

Alternative Account No.	Account Number	Account Description	Apr-12	May-12	Jun-12	Jul-12	Aug-12	Sep-12	Oct-12	Nov-12
C6753	52501300	Misc Oper - Water Treatment	10,429	13,724	15,393	17,372	17,799	19,868	21,364	26,374
C6755	52501400	Misc Oper - Transmission & Distribution	18,061	22,096	26,680	38,342	42,284	45,265	47,780	63,784
C6758	52501600	Misc Oper - Admin & General	32,483	43,410	46,190	74,716	132,298	296,837	161,841	62,308
C6608	52503000	Advertising	0	1,643	1,643	15,349	15,349	16,806	20,901	15,913
C6757	52510015	Bank Service Charges - Customer Accounting	63,100	77,917	95,476	108,985	126,389	144,978	155,575	165,105
C6758	52510016	Bank Service Charges - Admin & General	0	0	0	0	0	0	0	0
C6758	52512500	Books & Publications	0	0	0	0	0	0	0	126
C6758	52514500	Charitable Donations - Health/Education/Environment	0	0	0	7,750	7,750	29,750	32,250	124,489
C6758	52514600	Charitable Donations - Community	0	0	500	11,000	11,000	11,000	18,500	35,791
C6758	52514700	Community Partnerships	0	0	1,000	14,200	14,200	14,200	28,200	56,291
C6758	52514901	Customer Education Communication - Reg	0	0	0	0	0	0	0	2,013
C6758	52514902	Customer Education Communication - Third Party	0	0	0	203	203	203	480	43
C6758	52514903	Customer Education Communication - Issues	0	0	0	11,195	11,499	12,463	34,194	1,529
C6758	52514904	Customer Education Communication - Conservator	0	0	0	2,821	2,821	2,892	2,892	71,738
C6758	52514905	Customer Education Communication - Printed	1,857	1,857	1,857	13,465	13,465	13,703	13,942	6,980
C6758	52514906	Customer Education - Bill Inserts	8,959	9,397	9,397	13,465	13,465	13,703	13,942	18,516
C6758	52514909	Customer Education - Video & Photo	0	0	0	0	0	0	260	963
C6758	52515000	Community Relations - Events	0	0	184	3,258	3,258	5,577	5,662	11,153
C6758	52515001	Community Relations - Specialty	0	0	0	2,284	4,375	6,238	7,872	19,984
C6757	52520000	Collection Agencies	34,884	46,444	53,554	57,243	63,279	68,437	72,242	76,725
C6758	52522000	Community Relations	13,056	13,056	13,056	13,406	13,406	13,406	13,406	364
C6758	52524000	Co Dues/Membership Deductible	41,143	46,492	41,274	47,324	53,274	59,590	68,003	75,416
C6758	52526000	Credit Line Fees	0	6,667	6,667	6,667	6,667	6,667	6,667	6,667
C6758	52526100	Credit Line Fees Interco	12,872	15,658	18,472	21,043	23,771	28,343	30,917	33,360
C6758	52527000	Directors Fees	6,700	10,183	10,433	10,633	20,786	20,936	21,186	31,385
C6753	52532013	Electricity - Water Treatment	1,143	1,234	1,400	1,510	1,688	1,830	2,002	2,197
C6755	52532014	Electricity - Transmission & Distribution	22,453	27,646	33,062	36,517	40,866	44,308	46,569	48,737
C6758	52532016	Electricity - Admin & General	24,569	30,317	37,696	44,706	52,584	57,716	64,504	68,971
C6758	52534000	Employee Expenses	43,240	55,680	57,782	59,809	74,774	115,100	129,579	101,640
C6758	52534200	Conferences & Registration	9,415	10,256	10,632	11,641	11,750	11,804	11,858	18,803
C6758	52535000	Meals Deductible	34,315	39,043	37,970	32,930	48,186	89,242	103,490	76,600
C6758	52535100	Meals Non-Deductible	0	0	5	5	5	5	5	90
C6757	52542015	Forms - Customer Accounting	66,204	82,978	99,181	114,357	130,856	147,355	173,724	169,584
C6758	52542016	Forms - Admin & General	529	937	1,321	1,321	1,378	1,378	1,378	1,378
C6751	52546011	Grounds Keeping - Source of Supply	0	0	0	0	0	0	0	368
C6753	52546013	Grounds Keeping - Water Treatment	0	0	0	0	11,800	17,640	20,352	23,762
C6755	52546014	Grounds Keeping - Transmission & Distribution	3	3	3	3	650	1,580	12,246	13,177
C6758	52546016	Grounds Keeping - Admin & General	0	0	0	0	1,204	1,204	1,204	1,204
C6755	52548014	Heating Oil/Gas - Transmission & Distributor	9,377	9,514	9,581	9,995	10,461	10,826	11,364	11,885
C6758	52548016	Heating Oil/Gas - Admin & General	6,463	7,549	8,387	8,342	9,839	10,488	11,712	12,631
C6758	52548100	Hiring Costs	0	0	0	125	257	305	358	613
C6758	52549000	Injuries and Damages	0	17,813	17,813	17,813	17,813	17,813	19,337	30,005
C6758	52549500	Inventory Physical Write-off Scrap	0	0	0	0	0	0	1,290	14,235
C6751	52550012	Janitorial - Pumping	0	0	0	0	0	196	196	196
C6753	52550013	Janitorial - Water Treatment	2,619	2,861	2,950	4,038	4,038	4,184	7,781	12,780
C6755	52550014	Janitorial - Transmission & Distribution	12	12	12	12	12	12	12	122
C6758	52550016	Janitorial - Admin & General	32,056	37,924	46,933	58,055	58,055	63,458	80,391	91,411
C6753	52554500	Lab Supplies	25,366	29,866	39,766	43,463	43,463	51,813	66,797	83,835
C6758	52556500	Low Income Pay Program	0	0	500	15,500	15,500	15,500	25,500	40,500
C6751	52562011	Office & Admin Supplies - Source of Supply	0	0	0	0	0	0	79	870
C6755	52562013	Office & Admin Supplies - Water Treatment	3,480	4,364	5,604	6,354	7,022	7,219	7,219	13,552
C6755	52562014	Office & Admin Supplies - Transmsn & Distr	2,961	2,961	4,391	5,910	6,126	6,126	6,551	7,038
C6757	52562015	Office & Admin Supplies - Customer Accounting	(217)	(283)	(283)	(283)	(283)	(283)	(283)	(283)
C6758	52562016	Office & Admin Supplies - Admin & General	10,023	12,686	13,896	14,747	14,914	14,951	14,057	19,494

Kentucky American Water Company  
 Case No. 2012-00520  
 Response to PSC DR1, Item 31  
 Trial Balance

Alternative Account No.	Account Number	Account Description	Apr-12	May-12	Jun-12	Jul-12	Aug-12	Sep-12	Oct-12	Nov-12
C6753	52562513	Overnight Shipping - Water Treatment	0	0	1,672	3,345	5,533	6,527	7,436	9,387
C6755	52562514	Overnight Shipping - Transmission & Distribution	0	0	0	0	12	12	12	12
C6757	52562515	Overnight Shipping - Customer Accounting	0	0	0	0	24	67	129	365
C6758	52562516	Overnight Shipping - Admin & General	8,510	10,007	11,072	11,224	11,332	11,325	11,332	11,560
C6758	52564000	Penalties Nondeductible	5	5	5	5	5	5	5	5
C6757	52566015	Postage - Customer Accounting	209,169	257,461	305,373	351,706	407,911	446,849	495,392	541,866
C6758	52566016	Postage - Admin & General	1,606	3,266	7,989	3,312	3,312	3,312	3,312	3,312
C6758	52567000	Relocation Expenses	146	146	146	146	146	146	146	226
C6758	52568000	Research & Development	6,365	8,274	10,025	11,775	13,525	15,347	17,121	18,896
C6753	52571013	Security Service - Water Treatment	305	305	305	305	7,039	7,039	7,039	7,039
C6758	52571100	Security Service - Admin & General	0	0	0	0	0	3,808	3,808	4,008
C6758	52571100	Add'l Security Costs	68,578	81,458	97,499	111,749	112,055	112,456	114,298	119,559
C6758	52571500	Software Licenses	12,509	14,908	18,352	21,757	24,958	28,077	32,141	35,652
C6753	52574013	Telephone - Water Treatment	0	832	4,437	6,618	8,596	10,577	12,577	14,670
C6757	52574015	Telephone - Customer Accounting	35,370	51,354	60,902	72,852	88,044	92,778	106,616	111,553
C6758	52574016	Telephone - Admin & General	21,689	26,662	31,150	36,369	45,018	50,626	56,568	61,361
C6753	52574113	Cell Phone - Water Treatment	295	363	425	377	493	619	689	815
C6755	52574114	Cell Phone - Transmission & Distribution	4,264	5,550	6,679	7,606	9,030	10,423	11,730	13,610
C6757	52574115	Cell Phone - Customer Accounting	0	0	0	0	1,312	1,912	2,863	3,217
C6758	52574116	Cell Phone - Admin & General	25,204	31,118	38,484	46,394	46,887	59,020	68,021	76,013
C6751	52578011	Trash Removal - Source of Supply	2,019	2,944	3,483	3,843	3,843	3,843	3,843	3,843
C6753	52578013	Trash Removal - Water Treatment	319	426	532	637	1,071	1,732	1,885	2,820
C6755	52578014	Trash Removal - Transmission & Distribution	5,015	5,015	5,321	6,788	5,650	7,497	9,355	11,299
C6758	52578016	Trash Removal - Admin & General	1,333	1,631	2,228	2,228	2,537	2,707	3,018	3,306
C6758	52579000	Trustee Fees	5,545	6,367	7,892	22,068	22,068	22,068	22,115	22,164
C6753	52582013	Uniforms - Water Treatment	5,829	7,805	8,914	10,814	10,814	10,814	10,814	17,096
C6755	52582014	Uniforms - Transmission & Distribution	4,793	5,239	8,612	10,824	10,824	10,824	10,824	18,419
C6757	52582016	Uniforms - Admin & General	0	0	0	0	0	0	0	962
C6751	52583011	Water & WW - Source of Supply	22,926	26,351	30,541	30,793	34,341	34,341	34,341	38,260
C6753	52583013	Water & WW - Water Treatment	0	0	0	0	21	21	21	21
C6758	52583016	Water & WW - Admin & General	6,442	9,151	10,459	13,043	15,206	19,782	23,460	28,108
C6758	52585000	Discounts Available	(10,757)	(12,711)	(16,046)	(25,894)	(25,894)	(25,894)	(26,285)	(26,285)
C6758	52586000	Small Price Differences - within tolerance	0	0	0	0	0	83	178	197
C6758	52599800	PCard Undistributed	(36)	(36)	(36)	(36)	(36)	(36)	(36)	1,522
C6361	53150011	Contract Svc-Other - Source of Supply	0	0	0	0	0	0	0	105
C6363	53150013	Contract Svc-Other - Water Treatment	67,975	82,720	95,391	116,043	132,964	149,028	166,159	198,736
C6365	53150014	Contract Svc-Other - Transmission & Distribution	22,942	47,751	56,482	70,988	61,173	69,089	73,787	82,632
C6367	53150015	Contract Svc-Other - Customer Accounting	33,993	39,561	57,242	69,056	68,397	74,331	116,115	86,056
C6368	53150016	Contract Svc-Other - Admin & General	19,333	38,998	59,891	69,465	74,877	66,758	74,090	91,184
C6365	53151014	Contract Svc-Temp Empl - Transmsn & Distr	(7,618)	(7,618)	(7,618)	(6,414)	1,773	(394)	(618)	(1,035)
C6367	53151015	Contract Svc-Temp Empl - Customer Accounting	20,494	31,618	33,022	38,320	38,320	38,320	38,320	37,868
C6368	53151016	Contract Svc-Temp Empl - Admin & General	1,801	0	0	0	13,009	13,117	16,551	23,549
C6353	53152000	Contract Svc-Lab Testing - Water Treatment	10,426	10,686	13,572	15,405	18,179	18,947	20,973	26,554
C6328	53153000	Contract Services - Accounting	1,112	1,112	1,112	1,112	1,112	1,112	1,112	1,112
C6328	53154000	Contract Services - Audit Fees	31,946	39,725	55,551	65,525	73,480	80,851	88,222	95,593
C6338	53155000	Contract Services - Legal	109,096	154,791	260,971	161,337	194,515	162,149	183,112	187,892
C6348	53401000	AWWSC Services - Labor OPEX	0	0	0	0	353,780	673,812	996,920	1,375,312
C6348	53401100	AWWSC Services - Pension OPEX	0	0	0	0	41,611	79,117	118,841	164,825
C6348	53401200	AWWSC Services - Group Insurance OPEX	0	0	0	0	59,689	114,074	163,897	220,944
C6348	53401300	AWWSC Services - Other Benefits OPEX	0	0	0	0	19,930	33,616	63,080	83,780
C6348	53401400	AWWSC Services - Contracted Services OPEX	0	0	0	0	245,803	287,580	415,807	505,958
C6348	53401500	AWWSC Services - Office Supplies OPEX	0	0	0	0	42,089	100,351	83,524	100,615
C6348	53401700	AWWSC Services - Rents OPEX	0	0	0	0	17,932	36,955	65,222	94,418
C6348	53402100	AWWSC Services - Other O&M Expense OPEX	0	0	0	0	103,417	120,497	229,144	299,995

Kentucky American Water Company  
 Case No. 2012-00520  
 Response to PSC DR1, Item 31  
 Trial Balance

Alternative Account No.	Account Number	Account Description	Apr-12	May-12	Jun-12	Jul-12	Aug-12	Sep-12	Oct-12	Nov-12
C6348	53402200	53402200 AWWSC Services - Depr & Amort OPEX	0	0	0	0	84,626	171,208	250,021	341,159
C6348	53402300	53402300 AWWSC Services - General Taxes OPEX	0	0	0	0	25,351	45,564	65,736	90,381
C6348	53402400	53402400 AWWSC Services - Net Interest OPEX	0	0	0	0	5,788	10,316	14,825	19,564
C6348	53402500	53402500 AWWSC Services - Other Inc & Ded OPEX	0	0	0	0	1,107	5,014	10,392	8,047
C6348	53402600	53402600 AWWSC Services - Income Taxes OPEX	0	0	0	0	4,566	10,495	5,495	2,755
C6348	53409999	53409999 AWWSC Services - Conversion	2,833,037	3,552,190	4,184,880	4,854,808	4,854,808	4,854,808	4,854,808	4,854,808
C6415	54110014	54110014 Rents-Real Property - Transmission & Distribution	4,773	4,773	5,217	5,217	5,317	5,692	5,692	5,692
C6423	54140013	54140013 Rents-Equipment - Water Treatment	0	0	0	0	0	0	0	1,113
C6425	54140014	54140014 Rents-Equipment - Transmission & Distribution	0	0	0	0	0	0	70	89
C6428	54140016	54140016 Rents-Equipment - Admin & General	19,024	23,097	25,627	27,914	31,342	32,913	31,639	40,467
C6508	55000000	55000000 Transportation (O&M) - Natural Account	0	0	0	0	0	0	255	52,422
C6503	55000013	55000013 Transportation Oper - Water Treatment	0	0	0	0	0	0	0	20
C6505	55000014	55000014 Transportation Oper - Transmission & Distribution	724	833	2,329	2,389	2,389	2,389	3,537	6,032
C6507	55000015	55000015 Transportation Oper - Customer Accounting	0	0	0	0	0	10	10	10
C6508	55000016	55000016 Transportation Oper - Admin & General	17,558	18,901	23,895	25,306	28,476	29,896	29,938	34,901
C6502	55000021	55000021 Transportation Maint - Source of Supply	0	0	0	0	0	0	0	73
C6504	55000023	55000023 Transportation Maint - Water Treatment	0	0	0	0	0	0	0	47
C6508	55000100	55000100 Transportation Capitalized Credits	(24,500)	(35,632)	(42,949)	(55,774)	(63,756)	(69,308)	(75,752)	(136,166)
C6508	55010100	55010100 Transportation Lease Costs	1,693	1,693	1,693	1,710	1,715	3,234	3,229	12,510
C6508	55010200	55010200 Transportation Lease Fuel	116,760	151,849	177,690	206,562	207,370	270,422	306,517	333,811
C6508	55010300	55010300 Transportation Lease Maint	64,955	108,745	82,789	115,939	133,357	109,050	131,677	137,490
C6508	55010400	55010400 Transportation - Employee Reimbursement to Company	(509)	(643)	(755)	(868)	(868)	(868)	(868)	(868)
C6508	55010500	55010500 Transportation - Reimburse Employee Personal Use	200	200	255	664	1,214	1,515	1,688	1,688
C6568	55110000	55110000 Insurance Vehicle	11,797	14,746	17,695	20,644	23,593	26,543	29,492	32,441
C6578	55710000	55710000 Insurance General Liability	112,293	137,702	185,953	211,356	236,760	250,731	276,135	301,538
C6588	55720000	55720000 Insurance Workers Compensation	54,281	67,852	81,422	94,992	108,563	122,133	135,703	149,274
C6588	55720100	55720100 Insurance WC Capitalized Credits	(7,177)	(10,156)	(12,115)	(14,667)	(16,781)	(18,718)	(20,873)	(23,745)
C6598	55730000	55730000 Insurance Other	40,876	51,080	61,284	71,489	81,693	92,304	102,517	112,721
C6668	56610000	56610000 Regulatory Exp - Amortization	66,448	83,014	99,580	116,146	132,712	149,278	165,843	182,409
C6678	56620000	56620000 Regulatory Exp - Amort Depreciation Study	4,715	5,893	7,072	8,251	9,429	10,608	11,787	12,965
C6707	57010015	57010015 Uncollectible Accounts Exp - Customer Accounting	18,980	21,062	21,062	21,062	21,062	21,062	21,062	21,062
C6707	57010016	57010016 Uncollectible Accounts Exp - Admin & General	10,348	19,023	39,827	22,988	31,394	38,316	50,299	53,939
C426	59021000	59021000 Gains/Losses Utility Property Sales	(18,600)	(18,600)	(18,600)	(18,600)	(18,600)	(18,600)	(18,600)	(18,600)
C6202	62002100	62002100 M&S Maint - Source of Supply	14,054	16,403	23,815	29,751	34,640	33,838	33,838	39,787
C6204	62002300	62002300 M&S Maint - Water Treatment	119,937	139,714	160,963	190,499	200,658	207,526	213,640	272,170
C6206	62002400	62002400 M&S Maint - Transmission & Distribution	109,004	162,398	206,916	231,443	257,089	270,090	285,811	321,011
C6208	62002600	62002600 M&S Maint - Admin & General	7,235	9,183	11,062	13,000	15,583	17,461	19,423	21,360
C6754	62502300	62502300 Misc Maint - Water Treatment	961	1,073	4,444	5,231	20,295	2,373	2,373	2,954
C6756	62502400	62502400 Misc Maint - Transmission & Distribution	5,736	4,664	5,751	18,831	46,365	24,585	27,189	31,052
C6756	62502430	62502430 Misc Maint - Transmission & Distribution - Service	0	0	0	0	0	(713)	(1,663)	(1,663)
C6756	62502440	62502440 Misc Maint - Transmission & Distribution - Hydrant	0	0	0	0	282	282	282	282
C6758	62502600	62502600 Misc Maint - Admin & General	31,094	47,805	61,223	69,904	74,314	82,970	90,480	102,036
C6754	62512300	62512300 Amort Def Maint - Water Treatment	39,736	51,942	64,147	76,353	103,622	114,583	124,262	134,754
C6756	62512400	62512400 Amort Def Maint - Transmission & Distribution	65,103	81,378	135,169	159,125	159,125	207,037	230,993	254,949
C6756	62520700	62520700 Misc Maint Paving/Backfill	47,013	61,939	79,180	93,467	92,770	102,944	126,271	133,487
C6364	63150023	63150023 Contract Svc-Other Maint - Water Treatment	0	0	134	134	134	134	1431	11,431
C6366	63150024	63150024 Contract Svc-Other Maint - Transmission & Distr	0	0	0	0	1,351	20,082	36,810	48,805
C6368	63150026	63150026 Contract Svc-Other Maint - Admin & General	9,794	17,369	23,795	29,834	29,936	31,745	36,999	56,111
C403	68011000	68011000 Depreciation Exp - UPIS General	3,547,627	4,437,319	5,342,763	6,236,763	7,134,904	8,106,539	9,079,408	10,060,553
C403	68012000	68012000 Depreciation Exp - Amort CIAC Tax	(91,583)	(114,591)	(137,717)	(160,889)	(184,108)	(207,607)	(230,993)	(254,949)
C403	68012500	68012500 Depreciation Exp - Amort CIAC Nontax	(385,345)	(483,084)	(590,110)	(689,571)	(789,158)	(892,541)	(997,003)	(1,091,623)
C4071	68254000	68254000 Amortization - Reg Asset AFUDC	44,727	55,909	67,141	78,331	89,521	100,711	111,901	123,091
C406	68255000	68255000 Amortization - UPAA	2,854	3,567	4,280	4,994	5,707	6,421	7,134	7,847
C4072	68257000	68257000 Amortization - Property Losses	19,027	23,783	28,540	33,297	38,053	42,810	47,567	52,323



Kentucky American Water Company  
Case No. 2012-00520  
Response to PSC DR1, Item 31  
Trial Balance

Alternative Account No.	Account Number	Account Description	Apr-12	May-12	Jun-12	Jul-12	Aug-12	Sep-12	Oct-12	Nov-12
C6758	88252170	88252170 Capital Movements - ADV NT WIP	0	0	0	0	(70,076)	(70,076)	(70,076)	(157,496)
C6758	88257000	88257000 Capital Movements - Cost of Removal	0	0	0	0	30,442	158,755	201,060	210,425
C6758	88257100	88257100 Capital Movements - RWIP	0	0	0	0	95,596	75,948	325,389	584,263
C6758	88271100	88271100 Capital Movements - CIAC NT	0	0	0	0	0	(77,917)	(189,106)	(273,331)
C6758	88271170	88271170 Capital Movements - CIAC NT WIP	0	0	0	0	(127,311)	(127,311)	(164,979)	(295,551)
C6758	88271200	88271200 Capital Movements - CIAC Tax	0	0	0	0	0	(40,875)	(77,813)	(92,016)
C6758	88271270	88271270 Capital Movements - CIAC Tax WIP	0	0	0	0	0	(868)	(6,662)	(12,310)
C6758	88900000	88900000 Capital Movements - Settlement	0	0	0	0	(829,311)	(2,186,367)	(7,425,948)	(9,766,099)



Kentucky American Water Company  
Case No. 2012-00520  
Response to PSC DR1, Item 31

Account	Description	Doc Type	Document Number	Posting Date	Amount
40111000	Res Sales Billed	JE	30984240	12/1/2011	(303,141.02)
40111000	Res Sales Billed	JE	30984240	12/1/2011	(16.85)
40111000	Res Sales Billed	JE	30984240	12/1/2011	(10.51)
40122000	Res Sales Unbilled	JE	30983858	12/1/2011	2,403,594.88
40121000	Com Sales Billed	JE	30984240	12/1/2011	(148,329.24)
40122000	Com Sales Unbilled	JE	30983858	12/1/2011	1,254,894.71
40122000	Com Sales Unbilled	JE	165	12/1/2011	(6,742.30)
40122000	Com Sales Unbilled	JE	165	12/1/2011	(119.65)
40132000	Ind Sales Unbilled	JE	30983858	12/1/2011	114,475.49
40145000	Priv Fire Billed	JE	30984240	12/1/2011	(7,952.03)
40151000	Publ Auth Billed	JE	30984240	12/1/2011	(13,795.49)
40152000	Publ Auth Unbilled	JE	30983858	12/1/2011	418,437.90
40162000	SalesforRsle Unbilld	JE	30983858	12/1/2011	137,403.06
40231000	Ind WW Svc Billed	RR	10171376	12/1/2011	(500.00)
40310200	OthRev-Rent	RR	10171337	12/1/2011	(95.00)
40310200	OthRev-Rent	RR	10171485	12/1/2011	(2,000.00)
40310200	OthRev-Rent	RR	10171516	12/1/2011	(2,848.73)
40310200	OthRev-Rent	RR	10171528	12/1/2011	(2,665.62)
40310250	OthRev-Rent I/C	JE	30984353	12/1/2011	23,190.65
40310300	OthRev-CFO	JE	50	12/1/2011	72,516.55
40310300	OthRev-CFO	JE	50	12/1/2011	27,176.23
40310300	OthRev-CFO	JE	50	12/1/2011	175.38
40310300	OthRev-CFO	JE	50	12/1/2011	35,654.75
40310400	OthRev-NSF Ck Chrg	JE	30984240	12/1/2011	(252.00)
40310500	OthRev-Appl/InitFee	JE	30984240	12/1/2011	(2,054.00)
40310500	OthRev-Appl/InitFee	JE	30984240	12/1/2011	(52.00)
40310700	OthRev-Reconnct Fee	JE	30984240	12/1/2011	(3,510.00)
40310700	OthRev-Reconnct Fee	JE	30984240	12/1/2011	26.00
50101305	Labor Oper WT SupEng	JE	30983947	12/1/2011	(2,144.00)
50101400	Labor Oper TD	JE	30983947	12/1/2011	(1,219.00)
50101405	Labor Oper TD SupEng	JE	30983947	12/1/2011	(1,388.00)
50101405	Labor Oper TD SupEng	JE	30983947	12/1/2011	(416.00)
50101600	Labor Oper AG	JE	30983947	12/1/2011	(5,133.00)
50101600	Labor Oper AG	JE	30983947	12/1/2011	(7,258.00)
50101600	Labor Oper AG	JE	30983947	12/1/2011	(515.00)
50101600	Labor Oper AG	JE	30983947	12/1/2011	(716.00)
50101600	Labor Oper AG	JE	30983947	12/1/2011	(1,314.00)
50101600	Labor Oper AG	JE	30983947	12/1/2011	(1,138.00)
50101600	Labor Oper AG	JE	30983947	12/1/2011	(14,570.00)
50101600	Labor Oper AG	JE	30983947	12/1/2011	(33,175.00)
50101600	Labor Oper AG	JE	30983947	12/1/2011	(3,394.00)
50101600	Labor Oper AG	JE	30983947	12/1/2011	(3,973.00)
50421000	401k Expense	JE	30983881	12/1/2011	(1,749.00)
50422000	DCP Expense	JE	30983882	12/1/2011	(2,107.00)
50451000	Employee Awards	JE	50000	12/1/2011	(783.04)
50550000	Group Insur Expense	RR	10171251	12/1/2011	(180.34)
50550000	Group Insur Expense	RR	10171252	12/1/2011	(447.00)
50550000	Group Insur Expense	RR	10171284	12/1/2011	(50.00)
50550000	Group Insur Expense	RR	10171346	12/1/2011	(447.00)
50550000	Group Insur Expense	RR	10171353	12/1/2011	(447.00)
51010000	Purchased Water	PV	42963694	12/1/2011	9.76
51010000	Purchased Water	PV	42963705	12/1/2011	10,800.41
51010000	Purchased Water	JE	205	12/1/2011	(11,119.00)
51010000	Purchased Water	JE	205	12/1/2011	(4,607.00)
51010000	Purchased Water	JE	205	12/1/2011	(19,877.17)
51010000	Purchased Water	JE	205	12/1/2011	(1,799.00)
51110000	Waste Disposal	JE	156	12/1/2011	247.15
51510012	Purchased Power P	JE	155	12/1/2011	(34,940.62)
51510012	Purchased Power P	JE	155	12/1/2011	(15,754.43)
51510012	Purchased Power P	JE	155	12/1/2011	(218.70)
51510012	Purchased Power P	JE	155	12/1/2011	(809.16)
51510012	Purchased Power P	JE	157	12/1/2011	(510.40)
51510012	Purchased Power P	JE	157	12/1/2011	1,855.82
51510012	Purchased Power P	JE	156	12/1/2011	1,427.69
51510012	Purchased Power P	JE	156	12/1/2011	18.94
51510012	Purchased Power P	JE	156	12/1/2011	70.07
51510013	Purchased Power WT	JE	155	12/1/2011	(155,902.77)
51510013	Purchased Power WT	JE	155	12/1/2011	(2,853.95)
51510013	Purchased Power WT	JE	155	12/1/2011	(27,526.63)
51510013	Purchased Power WT	JE	155	12/1/2011	(48,333.82)
51510013	Purchased Power WT	JE	155	12/1/2011	(11,860.55)
51510013	Purchased Power WT	JE	155	12/1/2011	(2,413.67)
51510013	Purchased Power WT	JE	157	12/1/2011	105.90
51510013	Purchased Power WT	JE	157	12/1/2011	495.91
51510013	Purchased Power WT	JE	156	12/1/2011	401.06
51510013	Purchased Power WT	JE	156	12/1/2011	4,185.71
51510013	Purchased Power WT	JE	156	12/1/2011	1,027.12

Kentucky American Water Company  
Case No. 2012-00520  
Response to PSC DR1, Item 31

Account	Description	Doc Type	Document Number	Posting Date	Amount
51510013	Purchased Power WT	JE	156	12/1/2011	209.02
51510014	Purchased Power TD	JE	155	12/1/2011	(8.58)
51510014	Purchased Power TD	JE	155	12/1/2011	(386.10)
51510014	Purchased Power TD	JE	156	12/1/2011	0.74
51510014	Purchased Power TD	JE	156	12/1/2011	33.44
52001300	M&S Oper WT	JE	50000	12/1/2011	(292.38)
52001300	M&S Oper WT	JE	50000	12/1/2011	(302.54)
52001300	M&S Oper WT	JE	50000	12/1/2011	(95.37)
52001300	M&S Oper WT	JE	50000	12/1/2011	(16.40)
52001400	M&S Oper TD	PV	42963717	12/1/2011	158.30
52001400	M&S Oper TD	PV	42963725	12/1/2011	740.93
52001400	M&S Oper TD	PV	42963726	12/1/2011	372.99
52001400	M&S Oper TD	PV	42963727	12/1/2011	495.84
52001400	M&S Oper TD	PV	42963732	12/1/2011	311.93
52001400	M&S Oper TD	PV	42963733	12/1/2011	44.24
52001400	M&S Oper TD	JE	50000	12/1/2011	(7,923.79)
52001400	M&S Oper TD	JE	50000	12/1/2011	(4.20)
52001400	M&S Oper TD	JE	50000	12/1/2011	(7.20)
52001600	M&S Oper AG	PV	42963672	12/1/2011	142.85
52001600	M&S Oper AG	PV	42963718	12/1/2011	561.19
52001600	M&S Oper AG	JE	50000	12/1/2011	(121.43)
52001600	M&S Oper AG	JE	50000	12/1/2011	(1,302.78)
52501200	Misc Oper P	JE	50000	12/1/2011	(10.56)
52501300	Misc Oper WT	PV	42963736	12/1/2011	3.40
52501300	Misc Oper WT	JE	50000	12/1/2011	(818.70)
52501300	Misc Oper WT	JE	50000	12/1/2011	(203.79)
52501300	Misc Oper WT	JE	50000	12/1/2011	(55.59)
52501300	Misc Oper WT	JE	50000	12/1/2011	(619.88)
52501400	Misc Oper TD	PV	42963723	12/1/2011	443.16
52501400	Misc Oper TD	JE	50000	12/1/2011	(832.76)
52501400	Misc Oper TD	JE	148	12/1/2011	(75.95)
52501600	Misc Oper AG	JE	50000	12/1/2011	(430.50)
52501600	Misc Oper AG	JE	50000	12/1/2011	(200.00)
52501600	Misc Oper AG	JE	50000	12/1/2011	(135.28)
52501600	Misc Oper AG	JE	160	12/1/2011	(17,934.79)
52501600	Misc Oper AG	JE	333	12/1/2011	(248.88)
52501600	Misc Oper AG	JE	333	12/1/2011	(129.62)
52510015	Bank Svc Charges-CA	JE	140	12/1/2011	(14,310.59)
52510015	Bank Svc Charges-CA	JE	141	12/1/2011	(17,356.06)
52520000	Collection Agencies	JE	316	12/1/2011	(7,494.48)
52520000	Collection Agencies	JE	316	12/1/2011	(6,694.23)
52520000	Collection Agencies	JE	334	12/1/2011	(2,395.84)
52520000	Collection Agencies	JE	334	12/1/2011	(403.16)
52522000	Community Relations	PS	42963563	12/1/2011	500.00
52526100	Credit Line Fees I/C	JE	129	12/1/2011	(923.71)
52532013	Electricity WT	JE	155	12/1/2011	(38.97)
52532013	Electricity WT	JE	155	12/1/2011	(60.74)
52532013	Electricity WT	JE	155	12/1/2011	(96.81)
52532013	Electricity WT	JE	156	12/1/2011	3.37
52532013	Electricity WT	JE	156	12/1/2011	5.26
52532013	Electricity WT	JE	156	12/1/2011	8.38
52532014	Electricity TD	JE	155	12/1/2011	(3,302.84)
52532014	Electricity TD	JE	155	12/1/2011	(649.76)
52532014	Electricity TD	JE	156	12/1/2011	286.03
52532014	Electricity TD	JE	156	12/1/2011	56.27
52532016	Electricity AG	JE	155	12/1/2011	(6,414.79)
52532016	Electricity AG	JE	155	12/1/2011	(230.31)
52532016	Electricity AG	JE	156	12/1/2011	555.52
52532016	Electricity AG	JE	156	12/1/2011	19.95
52534000	Employee Expenses	JE	50000	12/1/2011	(2,887.40)
52534000	Employee Expenses	JE	50000	12/1/2011	190.00
52534000	Employee Expenses	JE	50000	12/1/2011	(18.52)
52534000	Employee Expenses	JE	50000	12/1/2011	(372.64)
52534000	Employee Expenses	JE	50000	12/1/2011	(176.28)
52534000	Employee Expenses	JE	50000	12/1/2011	(1,035.81)
52534000	Employee Expenses	JE	50000	12/1/2011	(8.94)
52534000	Employee Expenses	JE	50000	12/1/2011	(634.22)
52534000	Employee Expenses	JE	50000	12/1/2011	(149.71)
52534000	Employee Expenses	JE	50000	12/1/2011	(15.34)
52534000	Employee Expenses	JE	50000	12/1/2011	(81.54)
52535000	Meals Deductible	JE	50000	12/1/2011	(382.48)
52535000	Meals Deductible	JE	50000	12/1/2011	(25.89)
52535000	Meals Deductible	JE	50000	12/1/2011	(948.67)
52535000	Meals Deductible	JE	50000	12/1/2011	(204.20)
52535000	Meals Deductible	JE	50000	12/1/2011	(88.29)
52535000	Meals Deductible	JE	50000	12/1/2011	(413.67)
52535000	Meals Deductible	JE	50000	12/1/2011	(91.83)

Kentucky American Water Company  
Case No. 2012-00520  
Response to PSC DR1, Item 31

Account	Description	Doc Type	Document Number	Posting Date	Amount
52535000	Meals Deductible	JE	50000	12/1/2011	(44.42)
52535000	Meals Deductible	JE	50000	12/1/2011	(96.45)
52542015	Forms CA	JE	300	12/1/2011	(15,861.21)
52542015	Forms CA	PV	42963745	12/1/2011	11,343.25
52542015	Forms CA	PV	42963748	12/1/2011	0.00
52542015	Forms CA	PV	42963750	12/1/2011	1,769.89
52542015	Forms CA	JE	301	12/1/2011	(15,861.21)
52548014	Heating Oil/Gas TD	JE	155	12/1/2011	(901.06)
52548014	Heating Oil/Gas TD	JE	155	12/1/2011	(59.16)
52548014	Heating Oil/Gas TD	JE	156	12/1/2011	78.03
52548014	Heating Oil/Gas TD	JE	156	12/1/2011	5.12
52548016	Heating Oil/Gas AG	JE	155	12/1/2011	(1,012.32)
52548016	Heating Oil/Gas AG	JE	156	12/1/2011	87.67
52549000	Injuries and Damages	JE	160	12/1/2011	(1,193.26)
52550013	Janitorial WT	JE	50000	12/1/2011	(354.17)
52550013	Janitorial WT	JE	600	12/1/2011	(575.00)
52550013	Janitorial WT	JE	600	12/1/2011	(1,112.50)
52550013	Janitorial WT	JE	600	12/1/2011	(262.50)
52554500	Lab Supplies	PV	42963681	12/1/2011	604.78
52554500	Lab Supplies	PV	42963681	12/1/2011	604.78
52554500	Lab Supplies	PV	42963681	12/1/2011	604.78
52554500	Lab Supplies	JE	50000	12/1/2011	(1,903.84)
52554500	Lab Supplies	JE	160	12/1/2011	(1,814.34)
52562013	Off&Adm Supplies WT	PV	42963803	12/1/2011	55.23
52562013	Off&Adm Supplies WT	JE	50000	12/1/2011	(201.43)
52562014	Off&Adm Supplies TD	JE	50000	12/1/2011	139.76
52562516	Overnight Shippng AG	PV	42963692	12/1/2011	54.71
52562516	Overnight Shippng AG	PV	42963693	12/1/2011	237.93
52562516	Overnight Shippng AG	PV	42963747	12/1/2011	137.09
52562516	Overnight Shippng AG	PV	42963749	12/1/2011	26.18
52562516	Overnight Shippng AG	JE	50000	12/1/2011	(7.41)
52567000	Relocation Expenses	JE	850	12/1/2011	125.00
52571100	Add'l Security Costs	JE	160	12/1/2011	(2,668.64)
52571100	Add'l Security Costs	JE	160	12/1/2011	(2,682.17)
52574015	Telephone CA	JE	148	12/1/2011	(965.01)
52574016	Telephone AG	JE	148	12/1/2011	(3.65)
52574016	Telephone AG	JE	148	12/1/2011	(8.23)
52574016	Telephone AG	JE	148	12/1/2011	(1.49)
52574016	Telephone AG	JE	148	12/1/2011	(114.48)
52574016	Telephone AG	JE	148	12/1/2011	(40.00)
52574016	Telephone AG	JE	148	12/1/2011	(272.43)
52574016	Telephone AG	JE	148	12/1/2011	(886.08)
52574016	Telephone AG	JE	148	12/1/2011	(54.61)
52574113	Cell Phone WT	JE	148	12/1/2011	(48.33)
52574114	Cell Phone TD	JE	148	12/1/2011	(4.58)
52574114	Cell Phone TD	JE	148	12/1/2011	(211.93)
52574116	Cell Phone AG	JE	50000	12/1/2011	(66.74)
52574116	Cell Phone AG	JE	50000	12/1/2011	(19.03)
52574116	Cell Phone AG	JE	148	12/1/2011	(359.88)
52574116	Cell Phone AG	JE	148	12/1/2011	(399.32)
52574116	Cell Phone AG	JE	148	12/1/2011	(46.42)
52574116	Cell Phone AG	JE	148	12/1/2011	(98.08)
52574116	Cell Phone AG	JE	148	12/1/2011	(54.79)
52574116	Cell Phone AG	JE	148	12/1/2011	(55.41)
52574116	Cell Phone AG	JE	148	12/1/2011	(658.47)
52574116	Cell Phone AG	JE	148	12/1/2011	(2,051.48)
52574116	Cell Phone AG	JE	148	12/1/2011	(261.81)
52574116	Cell Phone AG	JE	148	12/1/2011	(56.78)
52574116	Cell Phone AG	JE	148	12/1/2011	(103.52)
52574116	Cell Phone AG	JE	148	12/1/2011	(52.92)
52574116	Cell Phone AG	JE	148	12/1/2011	(25.78)
52574116	Cell Phone AG	JE	148	12/1/2011	(240.72)
52582013	Uniforms WT	JE	50000	12/1/2011	(934.12)
52582013	Uniforms WT	JE	50000	12/1/2011	(183.69)
52582013	Uniforms WT	JE	50000	12/1/2011	(87.12)
52582013	Uniforms WT	JE	50000	12/1/2011	(24.93)
52582013	Uniforms WT	JE	50000	12/1/2011	(4.73)
52582014	Uniforms TD	JE	50000	12/1/2011	(1,007.63)
52582014	Uniforms TD	JE	50000	12/1/2011	(16.09)
52583016	Water & WW AG	JE	160	12/1/2011	(1,159.00)
53150013	Contr Svc-Other WT	PV	42963707	12/1/2011	1,000.00
53150013	Contr Svc-Other WT	PV	42963768	12/1/2011	364.00
53150013	Contr Svc-Other WT	PV	42963772	12/1/2011	448.00
53150013	Contr Svc-Other WT	PV	42963776	12/1/2011	50.00
53150013	Contr Svc-Other WT	JE	160	12/1/2011	(1,000.00)
53150013	Contr Svc-Other WT	JE	600	12/1/2011	(3,420.00)
53150013	Contr Svc-Other WT	JE	600	12/1/2011	(5,310.00)

Kentucky American Water Company  
Case No. 2012-00520  
Response to PSC DR1, Item 31

Account	Description	Doc Type	Document Number	Posting Date	Amount
53150013	Contr Svc-Other WT	JE	600	12/1/2011	(390.00)
53150014	Contr Svc-Other TD	PV	42963746	12/1/2011	4,785.00
53150014	Contr Svc-Other TD	PV	42963758	12/1/2011	360.00
53150014	Contr Svc-Other TD	JE	160	12/1/2011	(4,785.00)
53150014	Contr Svc-Other TD	JE	160	12/1/2011	(2,429.25)
53150014	Contr Svc-Other TD	JE	160	12/1/2011	(2,455.04)
53150014	Contr Svc-Other TD	JE	600	12/1/2011	(180.00)
53150014	Contr Svc-Other TD	JE	600	12/1/2011	(497.55)
53150014	Contr Svc-Other TD	JE	600	12/1/2011	(2,489.99)
53150015	Contr Svc-Other CA	JE	148	12/1/2011	(1,472.62)
53150016	Contr Svc-Other AG	PV	42963676	12/1/2011	149.00
53150016	Contr Svc-Other AG	PV	42963677	12/1/2011	96.00
53150016	Contr Svc-Other AG	PV	42963752	12/1/2011	1,512.00
53150016	Contr Svc-Other AG	JE	317	12/1/2011	(550.80)
53150016	Contr Svc-Other AG	JE	317	12/1/2011	(550.80)
53150016	Contr Svc-Other AG	JE	160	12/1/2011	(7,803.00)
53150016	Contr Svc-Other AG	JE	600	12/1/2011	(300.00)
53150016	Contr Svc-Other AG	JE	877	12/1/2011	(9,978.40)
53151014	Contr Svc-Temp EE TD	JE	600	12/1/2011	(7,445.00)
53151014	Contr Svc-Temp EE TD	JE	600	12/1/2011	(2,941.20)
53152000	Contr Svc-Lab Testng	JE	50000	12/1/2011	(70.00)
53152000	Contr Svc-Lab Testng	JE	50000	12/1/2011	(1,225.00)
53152000	Contr Svc-Lab Testng	JE	50000	12/1/2011	(101.00)
53152000	Contr Svc-Lab Testng	JE	50000	12/1/2011	(2,265.00)
53155000	Contr Svc-Legal	JE	175	12/1/2011	(23,658.58)
53155000	Contr Svc-Legal	JE	175	12/1/2011	(1,050.00)
53155000	Contr Svc-Legal	JE	175	12/1/2011	0.00
53155000	Contr Svc-Legal	JE	175	12/1/2011	(547.86)
53155000	Contr Svc-Legal	JE	175	12/1/2011	0.00
53155000	Contr Svc-Legal	JE	175	12/1/2011	(8,197.35)
53155000	Contr Svc-Legal	JE	175	12/1/2011	(8,515.18)
53155000	Contr Svc-Legal	JE	175	12/1/2011	(9,001.77)
54140016	Rents-Equip AG	PV	42963805	12/1/2011	210.28
54140016	Rents-Equip AG	PV	42963813	12/1/2011	65.00
54140016	Rents-Equip AG	PV	42963819	12/1/2011	693.94
54140016	Rents-Equip AG	JE	160	12/1/2011	(1,025.10)
55000016	Trans Oper AG	PV	42963674	12/1/2011	22.50
55000016	Trans Oper AG	PV	42963675	12/1/2011	619.87
55000016	Trans Oper AG	JE	50000	12/1/2011	(79.08)
55010100	Trans Lease Costs	JE	240	12/1/2011	(172.93)
55010200	Trans Lease Fuel	JE	242	12/1/2011	(31.77)
55010200	Trans Lease Fuel	JE	242	12/1/2011	(373.35)
55010200	Trans Lease Fuel	JE	242	12/1/2011	(57.36)
55010200	Trans Lease Fuel	JE	242	12/1/2011	(4,579.37)
55010200	Trans Lease Fuel	JE	242	12/1/2011	(50.00)
55010200	Trans Lease Fuel	JE	242	12/1/2011	(50.90)
55010200	Trans Lease Fuel	JE	242	12/1/2011	(262.69)
55010200	Trans Lease Fuel	JE	242	12/1/2011	(603.89)
55010200	Trans Lease Fuel	JE	242	12/1/2011	(459.04)
55010200	Trans Lease Fuel	JE	240	12/1/2011	(64.32)
55010200	Trans Lease Fuel	JE	240	12/1/2011	(79.36)
55010200	Trans Lease Fuel	JE	240	12/1/2011	(2,357.43)
55010200	Trans Lease Fuel	JE	240	12/1/2011	(686.47)
55010200	Trans Lease Fuel	JE	240	12/1/2011	(20,134.06)
55010200	Trans Lease Fuel	JE	240	12/1/2011	(545.93)
55010200	Trans Lease Fuel	JE	240	12/1/2011	(655.93)
55010200	Trans Lease Fuel	JE	240	12/1/2011	(211.00)
55010200	Trans Lease Fuel	JE	240	12/1/2011	(725.94)
55010200	Trans Lease Fuel	JE	240	12/1/2011	(1,551.73)
55010200	Trans Lease Fuel	JE	240	12/1/2011	(390.83)
55010200	Trans Lease Fuel	JE	240	12/1/2011	(1,707.46)
55010200	Trans Lease Fuel	JE	240	12/1/2011	(203.17)
55010300	Trans Lease Maint	JE	241	12/1/2011	(2,128.00)
55010300	Trans Lease Maint	JE	241	12/1/2011	(1,209.00)
55010300	Trans Lease Maint	JE	241	12/1/2011	(306.00)
55010300	Trans Lease Maint	JE	240	12/1/2011	(7.00)
55010300	Trans Lease Maint	JE	240	12/1/2011	(5.00)
55010300	Trans Lease Maint	JE	240	12/1/2011	(1,220.73)
55010300	Trans Lease Maint	JE	240	12/1/2011	(712.86)
55010300	Trans Lease Maint	JE	240	12/1/2011	(14,015.49)
55010300	Trans Lease Maint	JE	240	12/1/2011	(49.80)
55010300	Trans Lease Maint	JE	240	12/1/2011	(20.00)
55010300	Trans Lease Maint	JE	240	12/1/2011	(18.59)
55010300	Trans Lease Maint	JE	240	12/1/2011	(66.18)
55010300	Trans Lease Maint	JE	240	12/1/2011	(132.54)
55010300	Trans Lease Maint	JE	240	12/1/2011	(5.00)
55010300	Trans Lease Maint	JE	240	12/1/2011	(1,481.22)

Kentucky American Water Company  
Case No. 2012-00520  
Response to PSC DR1, Item 31

Account	Description	Doc Type	Document Number	Posting Date	Amount
55010300	Trans Lease Maint	JE	240	12/1/2011	(5.00)
55010300	Trans Lease Maint	JE	245	12/1/2011	(489.06)
57010015	Uncoll Accts Exp CA	JE	30984240	12/1/2011	(299.13)
62002100	M&S Maint SS	PV	42963706	12/1/2011	3,975.00
62002100	M&S Maint SS	PV	42963740	12/1/2011	1,961.00
62002100	M&S Maint SS	PV	42963780	12/1/2011	1,891.32
62002100	M&S Maint SS	JE	50000	12/1/2011	(14.82)
62002100	M&S Maint SS	JE	160	12/1/2011	(1,961.00)
62002100	M&S Maint SS	JE	160	12/1/2011	(3,975.00)
62002300	M&S Maint WT	PV	42963691	12/1/2011	396.57
62002300	M&S Maint WT	PV	42963737	12/1/2011	612.13
62002300	M&S Maint WT	PV	42963738	12/1/2011	63.64
62002300	M&S Maint WT	PV	42963739	12/1/2011	63.64
62002300	M&S Maint WT	PV	42963743	12/1/2011	5,600.56
62002300	M&S Maint WT	JE	50000	12/1/2011	(272.30)
62002300	M&S Maint WT	JE	50000	12/1/2011	(1,474.30)
62002300	M&S Maint WT	JE	50000	12/1/2011	(33.15)
62002300	M&S Maint WT	JE	160	12/1/2011	(5,600.56)
62002400	M&S Maint TD	PV	42963728	12/1/2011	2,900.46
62002400	M&S Maint TD	PV	42963729	12/1/2011	1,319.13
62002400	M&S Maint TD	PV	42963729	12/1/2011	1,319.12
62002400	M&S Maint TD	PV	42963730	12/1/2011	1,379.46
62002400	M&S Maint TD	PV	42963730	12/1/2011	1,379.46
62002400	M&S Maint TD	PV	42963758	12/1/2011	586.28
62002400	M&S Maint TD	JE	50000	12/1/2011	(4.22)
62002400	M&S Maint TD	JE	160	12/1/2011	(2,638.25)
62002400	M&S Maint TD	JE	160	12/1/2011	(2,758.92)
62502600	Misc Maint AG	PV	42963727	12/1/2011	136.66
62512300	Amort Def Maint WT	JE	160	12/1/2011	(3,442.19)
62512300	Amort Def Maint WT	JE	160	12/1/2011	(3,236.22)
62512300	Amort Def Maint WT	JE	160	12/1/2011	(3,351.83)
62512300	Amort Def Maint WT	JE	121101	12/1/2011	(381.69)
62520700	Misc Main Pvg/Bckfil	PV	42963690	12/1/2011	29,254.30
62520700	Misc Main Pvg/Bckfil	JE	300	12/1/2011	(12,441.70)
62520700	Misc Main Pvg/Bckfil	JE	300	12/1/2011	(11,234.05)
68533000	FICA	JE	30983950	12/1/2011	(32,909.00)
71521000	M&J Expenses	ST	30984017	12/1/2011	177.00
71521000	M&J Expenses	JE	300	12/1/2011	0.00
71521000	M&J Expenses	JE	300	12/1/2011	(850.76)
75810000	Donations Deductible	ST	30984017	12/1/2011	15.60
75810000	Donations Deductible	PS	42963564	12/1/2011	2,500.00
75820000	Othr Income Deductns	PS	42963565	12/1/2011	120.00
75840000	Lobbying Expenses	JE	160	12/1/2011	(5,006.80)
75840000	Lobbying Expenses	JE	160	12/1/2011	(5,028.26)
81010000	Interest LTD	JE	103	12/1/2011	(312,802.50)
81010000	Interest LTD	JE	103	12/1/2011	(177,260.42)
81010000	Interest LTD	JE	103	12/1/2011	(242,246.67)
81015000	Interest LTD Interco	JE	103	12/1/2011	(1,410,557.29)
81015000	Interest LTD Interco	JE	103	12/1/2011	(361,562.50)
81015000	Interest LTD Interco	JE	103	12/1/2011	(694,868.06)
81015000	Interest LTD Interco	JE	103	12/1/2011	(387,338.75)
81015000	Interest LTD Interco	JE	103	12/1/2011	(28,055.56)
81020000	Div Decl P/S w/ MRR	JE	103	12/1/2011	(95,287.50)
86031000	Div Dec Pref Stk	JE	103	12/1/2011	(3,726.00)
86031000	Div Dec Pref Stk	JE	103	12/1/2011	(4,756.67)
86031000	Div Dec Pref Stk	JE	103	12/1/2011	(4,455.00)
40111000	Res Sales Billed	JE	30984359	12/2/2011	(149,300.60)
40111000	Res Sales Billed	JE	30984359	12/2/2011	(17.45)
40111000	Res Sales Billed	JE	30984359	12/2/2011	(4.75)
40121000	Com Sales Billed	JE	30984359	12/2/2011	(125,222.57)
40145000	Priv Fire Billed	JE	30984359	12/2/2011	(8,946.59)
40151000	Publ Auth Billed	JE	30984359	12/2/2011	(1,231.64)
40211000	Dom WW Svc Billed	JE	30984359	12/2/2011	(11.07)
40310400	OthRev-NSF Ck Chrg	JE	30984359	12/2/2011	(228.00)
40310400	OthRev-NSF Ck Chrg	JE	30984359	12/2/2011	(12.00)
40310500	OthRev-Appl/InitFee	JE	30984359	12/2/2011	(2,184.00)
40310700	OthRev-Reconnct Fee	JE	30984359	12/2/2011	(2,340.00)
51510012	Purchased Power P	EE	4445186	12/2/2011	690.31
51510012	Purchased Power P	EE	4445186	12/2/2011	0.00
51510012	Purchased Power P	EE	4445186	12/2/2011	87.95
51510012	Purchased Power P	EE	4445186	12/2/2011	21.27
52501600	Misc Oper AG	PV	42964002	12/2/2011	0.97
52501600	Misc Oper AG	PV	42964002	12/2/2011	0.06
52501600	Misc Oper AG	OV	10353531	12/2/2011	16.37
52501600	Misc Oper AG	OV	10353550	12/2/2011	433.27
52501600	Misc Oper AG	PV	42964321	12/2/2011	(1.07)
52501600	Misc Oper AG	PV	42964321	12/2/2011	(0.06)

Kentucky American Water Company  
Case No. 2012-00520  
Response to PSC DR1, Item 31

Account	Description	Doc Type	Document Number	Posting Date	Amount
52585000	Discounts Available	PU	16690	12/2/2011	(4.43)
52585000	Discounts Available	PU	16690	12/2/2011	(3.12)
52585000	Discounts Available	PU	16690	12/2/2011	(0.44)
52585000	Discounts Available	PK	62064419	12/2/2011	(2.17)
57010015	Uncoll Accts Exp CA	JE	30984359	12/2/2011	(871.30)
57010015	Uncoll Accts Exp CA	JE	30984359	12/2/2011	(503.40)
75820000	Othr Income Deductns	PS	42964045	12/2/2011	20,000.00
52001400	M&S Oper TD	RI	10172232	12/3/2011	(114.12)
52501400	Misc Oper TD	ST	30984333	12/3/2011	26.59
52535000	Meals Deductible	RI	10172232	12/3/2011	(820.08)
52554500	Lab Supplies	ST	30984333	12/3/2011	36.29
52554500	Lab Supplies	ST	30984333	12/3/2011	36.29
52554500	Lab Supplies	ST	30984333	12/3/2011	36.29
52562013	Off&Adm Supplies WT	ST	30984333	12/3/2011	3.31
53150016	Contr Svc-Other AG	ST	30984333	12/3/2011	8.94
54140016	Rents-Equip AG	ST	30984333	12/3/2011	3.90
54140016	Rents-Equip AG	ST	30984341	12/3/2011	3.05
55000016	Trans Oper AG	ST	30984333	12/3/2011	1.35
55000016	Trans Oper AG	ST	30984341	12/3/2011	6.72
62002100	M&S Maint SS	ST	30984333	12/3/2011	117.66
62002400	M&S Maint TD	ST	30984333	12/3/2011	79.15
62002400	M&S Maint TD	ST	30984333	12/3/2011	79.15
62002400	M&S Maint TD	ST	30984333	12/3/2011	82.77
62002400	M&S Maint TD	ST	30984333	12/3/2011	82.77
71511000	M&J Revenues	RI	10172211	12/3/2011	(337.68)
52550016	Janitorial AG	PR	42963439	12/4/2011	7,583.33
71511000	M&J Revenues	RI	10172390	12/4/2011	(2,018.02)
40111000	Res Sales Billed	JE	30984599	12/5/2011	(179,823.47)
40111000	Res Sales Billed	JE	30984599	12/5/2011	(20,103.25)
40121000	Com Sales Billed	JE	30984599	12/5/2011	(55,588.26)
40121000	Com Sales Billed	JE	30984599	12/5/2011	(748.26)
40141000	Publ Fire Billed	JE	30984599	12/5/2011	(280,129.52)
40145000	Priv Fire Billed	JE	30984599	12/5/2011	(91,827.88)
40151000	Publ Auth Billed	JE	30984599	12/5/2011	(2,117.86)
40161000	SlS/Rsle Billed	JE	30984599	12/5/2011	(11,142.76)
40310400	OthRev-NSF Ck Chrg	JE	30984599	12/5/2011	(192.00)
40310500	OthRev-Appl/InitFee	JE	30984599	12/5/2011	(2,938.00)
40310500	OthRev-Appl/InitFee	JE	30984599	12/5/2011	(26.00)
40310500	OthRev-Appl/InitFee	JE	30984599	12/5/2011	(182.00)
40310700	OthRev-Reconnct Fee	JE	30984599	12/5/2011	(3,172.00)
40310700	OthRev-Reconnct Fee	JE	30984599	12/5/2011	(546.00)
52585000	Discounts Available	PX	4291	12/5/2011	(517.45)
52585000	Discounts Available	PK	62064434	12/5/2011	(4.45)
52585000	Discounts Available	PK	62064434	12/5/2011	(6.07)
57010015	Uncoll Accts Exp CA	JE	30984599	12/5/2011	(537.73)
62002400	M&S Maint TD	II	702715	12/5/2011	35.34
62002400	M&S Maint TD	II	702717	12/5/2011	35.34
62002400	M&S Maint TD	II	702719	12/5/2011	35.34
62002400	M&S Maint TD	II	702720	12/5/2011	20.03
40111000	Res Sales Billed	JE	30984762	12/6/2011	(286,013.42)
40111000	Res Sales Billed	JE	30984762	12/6/2011	(8,274.45)
40111000	Res Sales Billed	JE	30984762	12/6/2011	(12,252.83)
40121000	Com Sales Billed	JE	30984762	12/6/2011	(287,223.03)
40121000	Com Sales Billed	JE	30984762	12/6/2011	(221.85)
40121000	Com Sales Billed	JE	30984762	12/6/2011	(7,097.01)
40131000	Ind Sales Billed	JE	30984762	12/6/2011	(139,492.44)
40145000	Priv Fire Billed	JE	30984762	12/6/2011	(10,928.71)
40151000	Publ Auth Billed	JE	30984762	12/6/2011	(351,782.92)
40151000	Publ Auth Billed	JE	30984762	12/6/2011	(127.24)
40161000	SlS/Rsle Billed	JE	30984762	12/6/2011	(75,757.87)
40211000	Dom WW Svc Billed	JE	30984762	12/6/2011	(13,086.25)
40221000	Com WW Svc Billed	JE	30984762	12/6/2011	(5,586.64)
40251000	PubAuth WW Billed	JE	30984762	12/6/2011	(201.31)
40310400	OthRev-NSF Ck Chrg	JE	30984762	12/6/2011	(72.00)
40310500	OthRev-Appl/InitFee	JE	30984762	12/6/2011	(3,744.00)
40310500	OthRev-Appl/InitFee	JE	30984762	12/6/2011	(26.00)
40310500	OthRev-Appl/InitFee	JE	30984762	12/6/2011	(260.00)
40310700	OthRev-Reconnct Fee	JE	30984762	12/6/2011	(5,148.00)
40310700	OthRev-Reconnct Fee	JE	30984762	12/6/2011	(104.00)
40310700	OthRev-Reconnct Fee	JE	30984762	12/6/2011	(338.00)
51110000	Waste Disposal	EE	4445848	12/6/2011	887.69
51110000	Waste Disposal	EE	4445848	12/6/2011	0.00
51110000	Waste Disposal	EE	4445848	12/6/2011	26.63
51110000	Waste Disposal	EE	4445902	12/6/2011	1,799.91
51110000	Waste Disposal	EE	4445902	12/6/2011	0.00
51110000	Waste Disposal	EE	4445902	12/6/2011	54.00
51510012	Purchased Power P	EE	4445749	12/6/2011	564.26

Kentucky American Water Company  
Case No. 2012-00520  
Response to PSC DR1, Item 31

Account	Description	Doc Type	Document Number	Posting Date	Amount
51510012	Purchased Power P	EE	4445749	12/6/2011	0.00
51510012	Purchased Power P	EE	4445749	12/6/2011	77.44
51510012	Purchased Power P	EE	4445749	12/6/2011	64.18
51510012	Purchased Power P	EE	4445812	12/6/2011	4,213.14
51510012	Purchased Power P	EE	4445812	12/6/2011	0.00
51510012	Purchased Power P	EE	4445812	12/6/2011	127.03
51510012	Purchased Power P	EE	4445812	12/6/2011	269.30
51510012	Purchased Power P	EE	4445812	12/6/2011	127.03
51510012	Purchased Power P	EE	4445812	12/6/2011	21.27
51510012	Purchased Power P	EE	4445823	12/6/2011	366.30
51510012	Purchased Power P	EE	4445823	12/6/2011	45.28
51510012	Purchased Power P	EE	4445851	12/6/2011	272.35
51510012	Purchased Power P	EE	4445851	12/6/2011	0.00
51510012	Purchased Power P	EE	4445851	12/6/2011	0.00
51510012	Purchased Power P	EE	4445851	12/6/2011	33.66
51510012	Purchased Power P	EE	4445875	12/6/2011	12,534.15
51510012	Purchased Power P	EE	4445875	12/6/2011	0.00
51510012	Purchased Power P	EE	4445875	12/6/2011	376.02
51510012	Purchased Power P	EE	4445875	12/6/2011	0.00
51510012	Purchased Power P	EE	4446206	12/6/2011	564.14
51510012	Purchased Power P	EE	4446206	12/6/2011	50.14
51510012	Purchased Power P	EE	4446206	12/6/2011	42.67
51510012	Purchased Power P	EE	4446206	12/6/2011	56.83
51510012	Purchased Power P	EE	4446206	12/6/2011	19.26
51510012	Purchased Power P	EE	4446206	12/6/2011	20.71
51510012	Purchased Power P	EE	4446206	12/6/2011	0.03
51510012	Purchased Power P	EE	4446363	12/6/2011	12,057.25
51510012	Purchased Power P	EE	4446363	12/6/2011	0.00
51510012	Purchased Power P	EE	4446363	12/6/2011	321.74
51510012	Purchased Power P	EE	4446363	12/6/2011	365.55
51510012	Purchased Power P	EE	4446363	12/6/2011	171.65
51510012	Purchased Power P	EE	4446583	12/6/2011	105.87
51510012	Purchased Power P	EE	4446583	12/6/2011	0.00
51510012	Purchased Power P	EE	4446583	12/6/2011	0.00
51510012	Purchased Power P	EE	4446583	12/6/2011	0.00
51510012	Purchased Power P	EE	4446583	12/6/2011	17.64
51510012	Purchased Power P	EE	4446583	12/6/2011	36.82
51510013	Purchased Power WT	EE	4445897	12/6/2011	17,700.66
51510013	Purchased Power WT	EE	4445897	12/6/2011	0.00
51510013	Purchased Power WT	EE	4445897	12/6/2011	0.00
51510013	Purchased Power WT	EE	4445897	12/6/2011	531.02
51510013	Purchased Power WT	EE	4445898	12/6/2011	771.59
51510013	Purchased Power WT	EE	4445898	12/6/2011	0.00
51510013	Purchased Power WT	EE	4445898	12/6/2011	23.15
51510013	Purchased Power WT	EE	4445900	12/6/2011	3,997.00
51510013	Purchased Power WT	EE	4445900	12/6/2011	0.00
51510013	Purchased Power WT	EE	4445900	12/6/2011	0.00
51510013	Purchased Power WT	EE	4445900	12/6/2011	119.91
52514905	Cust Edu Comm-Printd	PV	42970008	12/6/2011	60.23
52514905	Cust Edu Comm-Printd	PV	42970009	12/6/2011	1,535.94
52527000	Directors Fees	PS	42968689	12/6/2011	50.00
52527000	Directors Fees	PS	42968690	12/6/2011	50.00
52527000	Directors Fees	PS	42968691	12/6/2011	50.00
52527000	Directors Fees	PS	42968692	12/6/2011	50.00
52532013	Electricity WT	EE	4445819	12/6/2011	101.81
52532013	Electricity WT	EE	4445819	12/6/2011	9.34
52532013	Electricity WT	EE	4446623	12/6/2011	1.19
52532013	Electricity WT	EE	4446623	12/6/2011	9.62
52532013	Electricity WT	EE	4446636	12/6/2011	1.19
52532013	Electricity WT	EE	4446636	12/6/2011	9.62
52532014	Electricity TD	EE	4445316	12/6/2011	32.39
52532014	Electricity TD	EE	4445316	12/6/2011	4.00
52532014	Electricity TD	EE	4445817	12/6/2011	1,151.40
52532014	Electricity TD	EE	4445817	12/6/2011	0.00
52532014	Electricity TD	EE	4445817	12/6/2011	73.23
52532014	Electricity TD	EE	4445817	12/6/2011	34.54
52532014	Electricity TD	EE	4445817	12/6/2011	34.54
52532014	Electricity TD	EE	4445825	12/6/2011	42.35
52532014	Electricity TD	EE	4445825	12/6/2011	5.24
52532014	Electricity TD	EE	4445831	12/6/2011	29.48
52532014	Electricity TD	EE	4445831	12/6/2011	3.63
52532014	Electricity TD	EE	4445873	12/6/2011	424.94
52532014	Electricity TD	EE	4445873	12/6/2011	0.00
52532014	Electricity TD	EE	4445873	12/6/2011	12.75
52532014	Electricity TD	EE	4445873	12/6/2011	27.03
52532014	Electricity TD	EE	4445873	12/6/2011	12.75
52532014	Electricity TD	EE	4446203	12/6/2011	2.27

Kentucky American Water Company  
Case No. 2012-00520  
Response to PSC DR1, Item 31

Account	Description	Doc Type	Document Number	Posting Date	Amount
52532014	Electricity TD	EE	4446203	12/6/2011	0.00
52532014	Electricity TD	EE	4446203	12/6/2011	25.33
52532014	Electricity TD	EE	4446203	12/6/2011	0.00
52532014	Electricity TD	EE	4446203	12/6/2011	0.00
52532014	Electricity TD	EE	4446203	12/6/2011	2.48
52532014	Electricity TD	EE	4446203	12/6/2011	1.86
52532014	Electricity TD	EE	4446203	12/6/2011	0.90
52532014	Electricity TD	EE	4446619	12/6/2011	18.05
52532014	Electricity TD	EE	4446619	12/6/2011	2.23
52532014	Electricity TD	EE	4446624	12/6/2011	72.88
52532014	Electricity TD	EE	4446624	12/6/2011	2.19
52532014	Electricity TD	EE	4446624	12/6/2011	0.00
52532014	Electricity TD	EE	4446624	12/6/2011	4.63
52532014	Electricity TD	EE	4446624	12/6/2011	2.19
52532016	Electricity AG	EE	4445967	12/6/2011	3,669.83
52532016	Electricity AG	EE	4445967	12/6/2011	0.00
52532016	Electricity AG	EE	4445967	12/6/2011	282.89
52532016	Electricity AG	EE	4445967	12/6/2011	133.96
52532016	Electricity AG	EE	4445967	12/6/2011	133.96
52532016	Electricity AG	EE	4445967	12/6/2011	805.57
52548014	Heating Oil/Gas TD	EE	4445822	12/6/2011	78.58
52548014	Heating Oil/Gas TD	EE	4445822	12/6/2011	0.00
52548014	Heating Oil/Gas TD	EE	4445822	12/6/2011	0.00
52548014	Heating Oil/Gas TD	EE	4445822	12/6/2011	9.72
52548014	Heating Oil/Gas TD	EE	4445970	12/6/2011	157.45
52548014	Heating Oil/Gas TD	EE	4445970	12/6/2011	0.00
52548014	Heating Oil/Gas TD	EE	4445970	12/6/2011	9.22
52548014	Heating Oil/Gas TD	EE	4445970	12/6/2011	19.55
52548014	Heating Oil/Gas TD	EE	4445970	12/6/2011	9.22
52548014	Heating Oil/Gas TD	EE	4445970	12/6/2011	188.30
52548014	Heating Oil/Gas TD	EE	4446204	12/6/2011	25.33
52548014	Heating Oil/Gas TD	EE	4446204	12/6/2011	0.00
52548014	Heating Oil/Gas TD	EE	4446204	12/6/2011	2.27
52548014	Heating Oil/Gas TD	EE	4446204	12/6/2011	1.71
52548014	Heating Oil/Gas TD	EE	4446204	12/6/2011	0.83
52548016	Heating Oil/Gas AG	EE	4445966	12/6/2011	128.09
52548016	Heating Oil/Gas AG	EE	4445966	12/6/2011	0.00
52548016	Heating Oil/Gas AG	EE	4445966	12/6/2011	12.09
52548016	Heating Oil/Gas AG	EE	4445966	12/6/2011	25.64
52548016	Heating Oil/Gas AG	EE	4445966	12/6/2011	12.09
52548016	Heating Oil/Gas AG	EE	4445966	12/6/2011	274.96
52566016	Postage AG	PS	42968687	12/6/2011	250.00
52574015	Telephone CA	TC	30984496	12/6/2011	49.26
52574016	Telephone AG	TC	30984474	12/6/2011	120.07
52574114	Cell Phone TD	RI	10172345	12/6/2011	(47.71)
52585000	Discounts Available	PN	7621	12/6/2011	(77.68)
52585000	Discounts Available	PN	7621	12/6/2011	(24.46)
52585000	Discounts Available	PX	4304	12/6/2011	(100.88)
52585000	Discounts Available	PX	4304	12/6/2011	(4.85)
52585000	Discounts Available	PX	4304	12/6/2011	(7.55)
52585000	Discounts Available	PX	4304	12/6/2011	(17.72)
52585000	Discounts Available	PK	62064442	12/6/2011	(47.80)
52585000	Discounts Available	PK	62064442	12/6/2011	(7.06)
52585000	Discounts Available	PK	62064442	12/6/2011	(29.92)
52585000	Discounts Available	PK	62064442	12/6/2011	(38.32)
52585000	Discounts Available	PK	62064442	12/6/2011	(5.61)
53150016	Contr Svc-Other AG	TC	30984517	12/6/2011	208.81
53150016	Contr Svc-Other AG	PV	42969041	12/6/2011	550.80
54140016	Rents-Equip AG	PV	42967559	12/6/2011	346.97
54140016	Rents-Equip AG	PV	42967605	12/6/2011	186.44
54140016	Rents-Equip AG	PV	42967610	12/6/2011	140.81
54140016	Rents-Equip AG	PV	42967613	12/6/2011	160.37
54140016	Rents-Equip AG	PV	42967618	12/6/2011	359.81
54140016	Rents-Equip AG	PV	42967618	12/6/2011	326.43
54140016	Rents-Equip AG	PV	42967618	12/6/2011	169.43
54140016	Rents-Equip AG	PV	42967618	12/6/2011	169.43
57010015	Uncoll Accts Exp CA	JE	30984762	12/6/2011	(68.95)
57010015	Uncoll Accts Exp CA	JE	30984762	12/6/2011	(544.56)
62002400	M&S Maint TD	IR	702825	12/6/2011	(24.77)
62002400	M&S Maint TD	IR	702825	12/6/2011	(8.46)
62002400	M&S Maint TD	IR	702825	12/6/2011	(5.47)
62002400	M&S Maint TD	IR	702825	12/6/2011	(5.98)
62002400	M&S Maint TD	IR	703035	12/6/2011	(8.19)
71521000	M&J Expenses	II	702823	12/6/2011	24.76
71521000	M&J Expenses	II	702823	12/6/2011	8.46
71521000	M&J Expenses	II	702823	12/6/2011	5.47
71521000	M&J Expenses	II	702823	12/6/2011	5.98



Kentucky American Water Company  
Case No. 2012-00520  
Response to PSC DR1, Item 31

Account	Description	Doc Type	Document Number	Posting Date	Amount
75840000	Lobbying Expenses	PV	42970005	12/6/2011	5,028.26
75840000	Lobbying Expenses	PV	42970006	12/6/2011	5,006.80
40111000	Res Sales Billed	JE	30985041	12/7/2011	(177,774.97)
40111000	Res Sales Billed	JE	30985041	12/7/2011	(139.31)
40111000	Res Sales Billed	JE	30985041	12/7/2011	(12.64)
40111000	Res Sales Billed	JE	30985041	12/7/2011	(17.86)
40121000	Com Sales Billed	JE	30985041	12/7/2011	(65,437.68)
40145000	Priv Fire Billed	JE	30985041	12/7/2011	(2,308.09)
40151000	Publ Auth Billed	JE	30985041	12/7/2011	(4,360.93)
40211000	Dom WW Svc Billed	JE	30985041	12/7/2011	(32.24)
40310400	OthRev-NSF Ck Chrg	JE	30985041	12/7/2011	(192.00)
40310400	OthRev-NSF Ck Chrg	JE	30985041	12/7/2011	(12.00)
40310500	OthRev-Appl/InitFee	JE	30985041	12/7/2011	(2,730.00)
40310700	OthRev-Reconncct Fee	JE	30985041	12/7/2011	(3,172.00)
51510013	Purchased Power WT	EE	4447224	12/7/2011	4,980.92
51510013	Purchased Power WT	EE	4447224	12/7/2011	0.00
51510013	Purchased Power WT	EE	4447224	12/7/2011	149.43
51510014	Purchased Power TD	EE	4447228	12/7/2011	100.04
51510014	Purchased Power TD	EE	4447228	12/7/2011	0.00
51510014	Purchased Power TD	EE	4447228	12/7/2011	5.11
51510014	Purchased Power TD	EE	4447492	12/7/2011	17.66
51510014	Purchased Power TD	EE	4447492	12/7/2011	(0.01)
51510014	Purchased Power TD	EE	4447492	12/7/2011	0.00
51510014	Purchased Power TD	EE	4447492	12/7/2011	1.17
51510014	Purchased Power TD	EE	4447492	12/7/2011	0.57
51510014	Purchased Power TD	EE	4447492	12/7/2011	1.21
52548014	Heating Oil/Gas TD	EE	4447599	12/7/2011	721.59
52548014	Heating Oil/Gas TD	EE	4447599	12/7/2011	29.59
52548014	Heating Oil/Gas TD	EE	4447599	12/7/2011	25.13
52548014	Heating Oil/Gas TD	EE	4447599	12/7/2011	2.69
52548014	Heating Oil/Gas TD	EE	4447599	12/7/2011	62.83
52548014	Heating Oil/Gas TD	EE	4447599	12/7/2011	31.17
52548014	Heating Oil/Gas TD	EE	4447599	12/7/2011	234.99
52548014	Heating Oil/Gas TD	EE	4447599	12/7/2011	1.93
52548016	Heating Oil/Gas AG	EE	4447596	12/7/2011	631.88
52548016	Heating Oil/Gas AG	EE	4447596	12/7/2011	25.13
52548016	Heating Oil/Gas AG	EE	4447596	12/7/2011	206.12
52548016	Heating Oil/Gas AG	EE	4447596	12/7/2011	55.26
52548016	Heating Oil/Gas AG	EE	4447596	12/7/2011	27.41
52548016	Heating Oil/Gas AG	EE	4447596	12/7/2011	26.03
52548016	Heating Oil/Gas AG	EE	4447596	12/7/2011	2.69
52548016	Heating Oil/Gas AG	EE	4447596	12/7/2011	1.69
52585000	Discounts Available	PK	62064446	12/7/2011	(13.68)
52585000	Discounts Available	PK	62064446	12/7/2011	(5.65)
53150016	Contr Svc-Other AG	ST	30984781	12/7/2011	13.87
57010015	Uncoll Accts Exp CA	JE	30985041	12/7/2011	(270.59)
57010015	Uncoll Accts Exp CA	JE	30985041	12/7/2011	(761.10)
62002400	M&S Maint TD	IR	703123	12/7/2011	(23.61)
62002400	M&S Maint TD	IR	703123	12/7/2011	(7.86)
68543000	Othr Taxes &Licenses	PS	42923522	12/7/2011	(25.00)
71521000	M&J Expenses	II	703121	12/7/2011	23.61
71521000	M&J Expenses	II	703121	12/7/2011	7.86
40111000	Res Sales Billed	JE	30985127	12/8/2011	(103,350.61)
40111000	Res Sales Billed	JE	30985127	12/8/2011	(1.19)
40121000	Com Sales Billed	JE	30985127	12/8/2011	(28,813.27)
40131000	Ind Sales Billed	JE	30985127	12/8/2011	(2,542.01)
40145000	Priv Fire Billed	JE	30985127	12/8/2011	(4,156.95)
40151000	Publ Auth Billed	JE	30985127	12/8/2011	(20,397.09)
40161000	Sls/Rsle Billed	JE	30985127	12/8/2011	(18,250.72)
40211000	Dom WW Svc Billed	JE	30985127	12/8/2011	(2.30)
40310400	OthRev-NSF Ck Chrg	JE	30985127	12/8/2011	(60.00)
40310500	OthRev-Appl/InitFee	JE	30985127	12/8/2011	(1,742.00)
40310500	OthRev-Appl/InitFee	JE	30985127	12/8/2011	(52.00)
40310700	OthRev-Reconncct Fee	JE	30985127	12/8/2011	(1,612.00)
50451000	Employee Awards	PS	42970749	12/8/2011	10,410.48
51510012	Purchased Power P	EE	4447839	12/8/2011	2,443.33
51510012	Purchased Power P	EE	4447839	12/8/2011	0.00
51510012	Purchased Power P	EE	4447839	12/8/2011	304.14
51510012	Purchased Power P	EE	4447839	12/8/2011	17.34
51510012	Purchased Power P	EE	4447916	12/8/2011	2,156.50
51510012	Purchased Power P	EE	4447916	12/8/2011	0.00
51510012	Purchased Power P	EE	4447916	12/8/2011	266.55
51510013	Purchased Power WT	EE	4447856	12/8/2011	13,064.14
51510013	Purchased Power WT	EE	4447856	12/8/2011	11,291.40
51510013	Purchased Power WT	EE	4447856	12/8/2011	0.00
51510013	Purchased Power WT	EE	4447856	12/8/2011	0.00
51510013	Purchased Power WT	EE	4447856	12/8/2011	0.00

Kentucky American Water Company  
Case No. 2012-00520  
Response to PSC DR1, Item 31

Account	Description	Doc Type	Document Number	Posting Date	Amount
51510013	Purchased Power WT	EE	4447856	12/8/2011	8,563.63
51510013	Purchased Power WT	EE	4447856	12/8/2011	57,901.68
51510013	Purchased Power WT	EE	4447856	12/8/2011	300.00
51510013	Purchased Power WT	EE	4447856	12/8/2011	2,679.72
51510013	Purchased Power WT	EE	4447856	12/8/2011	19,572.29
51510013	Purchased Power WT	EE	4447856	12/8/2011	3,270.05
51510013	Purchased Power WT	EE	4447856	12/8/2011	3,242.38
52001300	M&S Oper WT	PV	42970964	12/8/2011	105.00
52001400	M&S Oper TD	PV	42971007	12/8/2011	634.60
52510015	Bank Svc Charges-CA	PV	42970948	12/8/2011	8,745.50
52514905	Cust Edu Comm-Printd	ST	30985017	12/8/2011	3.61
52532013	Electricity WT	EE	4447847	12/8/2011	18.61
52532013	Electricity WT	EE	4447847	12/8/2011	2.30
52532014	Electricity TD	EE	4447829	12/8/2011	297.17
52532014	Electricity TD	EE	4447829	12/8/2011	0.00
52532014	Electricity TD	EE	4447829	12/8/2011	29.52
52532014	Electricity TD	EE	4447829	12/8/2011	31.80
52532014	Electricity TD	EE	4447848	12/8/2011	18.14
52532014	Electricity TD	EE	4447848	12/8/2011	2.23
52532014	Electricity TD	EE	4447849	12/8/2011	565.21
52532014	Electricity TD	EE	4447849	12/8/2011	69.87
52562016	Off&Adm Supplies AG	PV	42970957	12/8/2011	55.23
52562516	Overnight Shippng AG	PV	42971411	12/8/2011	10.98
52562516	Overnight Shippng AG	PV	42971411	12/8/2011	21.20
52574015	Telephone CA	TC	30984902	12/8/2011	773.38
52574015	Telephone CA	TC	30984934	12/8/2011	66.84
52574015	Telephone CA	TC	30984935	12/8/2011	49.26
52574015	Telephone CA	TC	30985000	12/8/2011	1,106.09
52574016	Telephone AG	TC	30984902	12/8/2011	797.55
52578011	Trash Removal SS	PV	42970959	12/8/2011	381.99
52578011	Trash Removal SS	PV	42970969	12/8/2011	110.42
52578011	Trash Removal SS	PV	42970984	12/8/2011	491.96
52578011	Trash Removal SS	PV	42971013	12/8/2011	164.30
52578011	Trash Removal SS	PV	42971016	12/8/2011	616.69
52578014	Trash Removal TD	PV	42970969	12/8/2011	110.42
52578014	Trash Removal TD	PV	42970984	12/8/2011	491.95
52578014	Trash Removal TD	PV	42971013	12/8/2011	164.29
52578014	Trash Removal TD	PV	42971016	12/8/2011	616.69
52585000	Discounts Available	PK	62064453	12/8/2011	(9.56)
53150014	Contr Svc-Other TD	PV	42971028	12/8/2011	2,429.25
53150014	Contr Svc-Other TD	PV	42971036	12/8/2011	2,455.04
53150015	Contr Svc-Other CA	TC	30984910	12/8/2011	14.95
53150016	Contr Svc-Other AG	PV	42971051	12/8/2011	608.08
53151014	Contr Svc-Temp EE TD	PV	42971029	12/8/2011	860.00
53151014	Contr Svc-Temp EE TD	PV	42971032	12/8/2011	1,085.75
53151014	Contr Svc-Temp EE TD	PV	42971033	12/8/2011	860.00
53155000	Contr Svc-Legal	PV	42970943	12/8/2011	8,576.77
53155000	Contr Svc-Legal	PV	42970953	12/8/2011	20,590.18
54110014	Rents-Real Prop TD	PV	42971003	12/8/2011	100.00
57010015	Uncoll Accts Exp CA	JE	30985127	12/8/2011	(17.80)
57010015	Uncoll Accts Exp CA	JE	30985127	12/8/2011	72.69
62002400	M&S Maint TD	PV	42970958	12/8/2011	460.00
62002400	M&S Maint TD	PV	42970974	12/8/2011	272.39
62002400	M&S Maint TD	PV	42970992	12/8/2011	859.50
62502400	Misc Maint TD	PV	42971027	12/8/2011	17.65
62502600	Misc Maint AG	PV	42971037	12/8/2011	7,803.00
62520700	Misc Main Pvg/Bckfil	PV	42971009	12/8/2011	79.50
62520700	Misc Main Pvg/Bckfil	PV	42971018	12/8/2011	159.00
40111000	Res Sales Billed	JE	30985189	12/9/2011	(123,509.13)
40111000	Res Sales Billed	JE	30985189	12/9/2011	(13,095.34)
40121000	Com Sales Billed	JE	30985189	12/9/2011	(56,573.15)
40121000	Com Sales Billed	JE	30985189	12/9/2011	(441.06)
40131000	Ind Sales Billed	JE	30985189	12/9/2011	(71.20)
40145000	Priv Fire Billed	JE	30985189	12/9/2011	(7,984.46)
40151000	Publ Auth Billed	JE	30985189	12/9/2011	(2,657.32)
40151000	Publ Auth Billed	JE	30985189	12/9/2011	(1,517.20)
40161000	Sls/Rsle Billed	JE	30985189	12/9/2011	(25,867.63)
40171000	Misc Sales Billed	JE	30985189	12/9/2011	(44.12)
40221000	Com WW Svc Billed	JE	30985189	12/9/2011	(1,028.67)
40251000	PubAuth WW Billed	JE	30985189	12/9/2011	(453.12)
40310400	OthRev-NSF Ck Chrg	JE	30985189	12/9/2011	(276.00)
40310500	OthRev-Appl/InitFee	JE	30985189	12/9/2011	(2,158.00)
40310500	OthRev-Appl/InitFee	JE	30985189	12/9/2011	(26.00)
40310700	OthRev-Reconnct Fee	JE	30985189	12/9/2011	(1,274.00)
40310700	OthRev-Reconnct Fee	JE	30985189	12/9/2011	(364.00)
50550000	Group Insur Expense	PS	42972011	12/9/2011	174,239.37
51510012	Purchased Power P	EE	4448309	12/9/2011	0.00

Kentucky American Water Company  
Case No. 2012-00520  
Response to PSC DR1, Item 31

Account	Description	Doc Type	Document Number	Posting Date	Amount
51510012	Purchased Power P	EE	4448309	12/9/2011	91.06
51510012	Purchased Power P	EE	4448309	12/9/2011	400.00
51510012	Purchased Power P	EE	4448309	12/9/2011	336.75
51510012	Purchased Power P	EE	4448309	12/9/2011	0.00
52585000	Discounts Available	PU	16751	12/9/2011	(39.33)
52585000	Discounts Available	PU	16751	12/9/2011	(183.28)
52585000	Discounts Available	PU	16751	12/9/2011	(31.14)
52585000	Discounts Available	PU	16751	12/9/2011	(118.18)
52585000	Discounts Available	PU	16751	12/9/2011	(7.20)
52585000	Discounts Available	PK	62064477	12/9/2011	(77.88)
52585000	Discounts Available	PK	62064477	12/9/2011	(64.90)
57010015	Uncoll Accts Exp CA	JE	30985189	12/9/2011	(978.26)
52562016	Off&Adm Supplies AG	ST	30985153	12/10/2011	3.31
62502400	Misc Maint TD	ST	30985153	12/10/2011	1.06
50101300	Labor Oper WT	T2	45046	12/11/2011	1,661.04
50101300	Labor Oper WT	T2	45046	12/11/2011	1,093.01
50101300	Labor Oper WT	T2	45046	12/11/2011	14,826.94
50101300	Labor Oper WT	T2	45046	12/11/2011	14,763.75
50101300	Labor Oper WT	T2	45046	12/11/2011	10,830.02
50101300	Labor Oper WT	T2	45046	12/11/2011	627.50
50101305	Labor Oper WT SupEng	T2	45046	12/11/2011	7,445.13
50101305	Labor Oper WT SupEng	T2	45046	12/11/2011	9,690.56
50101305	Labor Oper WT SupEng	T2	45046	12/11/2011	2,700.20
50101305	Labor Oper WT SupEng	T2	45046	12/11/2011	2,375.05
50101305	Labor Oper WT SupEng	T2	45046	12/11/2011	6,195.09
50101305	Labor Oper WT SupEng	T2	45046	12/11/2011	1,068.82
50101305	Labor Oper WT SupEng	T2	45046	12/11/2011	6,591.59
50101305	Labor Oper WT SupEng	T2	45046	12/11/2011	63.38
50101400	Labor Oper TD	T2	45046	12/11/2011	1,383.76
50101400	Labor Oper TD	T2	45046	12/11/2011	30,506.88
50101400	Labor Oper TD	T2	45046	12/11/2011	1,401.03
50101400	Labor Oper TD	T2	45046	12/11/2011	41.05
50101400	Labor Oper TD	T2	45046	12/11/2011	421.15
50101400	Labor Oper TD	T2	45046	12/11/2011	1,571.68
50101405	Labor Oper TD SupEng	T2	45046	12/11/2011	1,753.88
50101405	Labor Oper TD SupEng	T2	45046	12/11/2011	2,169.99
50101405	Labor Oper TD SupEng	T2	45046	12/11/2011	1,272.77
50101405	Labor Oper TD SupEng	T2	45046	12/11/2011	460.07
50101415	Labor Oper TD Lines	T2	45046	12/11/2011	4,319.12
50101415	Labor Oper TD Lines	T2	45046	12/11/2011	1,314.99
50101415	Labor Oper TD Lines	T2	45046	12/11/2011	711.86
50101420	Labor Oper TD Meter	T2	45046	12/11/2011	18,785.94
50101500	Labor Oper CA	T2	45046	12/11/2011	22.48
50101500	Labor Oper CA	T2	45046	12/11/2011	767.92
50101510	Labor Oper CA MtrRd	T2	45046	12/11/2011	11,448.06
50101520	Labor Oper CA CstSrv	T2	45046	12/11/2011	4,111.16
50101600	Labor Oper AG	T2	45046	12/11/2011	16,993.36
50101600	Labor Oper AG	T2	45046	12/11/2011	913.12
50101600	Labor Oper AG	T2	45046	12/11/2011	2,076.80
50101600	Labor Oper AG	T2	45046	12/11/2011	2,888.70
50101600	Labor Oper AG	T2	45046	12/11/2011	5,304.14
50101600	Labor Oper AG	T2	45046	12/11/2011	4,591.70
50101600	Labor Oper AG	T2	45046	12/11/2011	2,620.22
50101600	Labor Oper AG	T2	45046	12/11/2011	2,601.04
50101600	Labor Oper AG	T2	45046	12/11/2011	0.00
50102200	Labor Maint P	T2	45046	12/11/2011	982.80
50102200	Labor Maint P	T2	45046	12/11/2011	1,130.22
50102300	Labor Maint WT	T2	45046	12/11/2011	1,867.32
50102300	Labor Maint WT	T2	45046	12/11/2011	1,867.32
50102400	Labor Maint TD	T2	45046	12/11/2011	1,697.31
50102410	Labor Mnt TD Str&Imp	T2	45046	12/11/2011	241.58
50102415	Labor Mnt TD DistRes	T2	45046	12/11/2011	196.56
50102420	Labor Mnt TD Mains	T2	45046	12/11/2011	6,846.20
50102420	Labor Mnt TD Mains	T2	45046	12/11/2011	161.49
50102420	Labor Mnt TD Mains	T2	45046	12/11/2011	92.28
50102420	Labor Mnt TD Mains	T2	45046	12/11/2011	5,794.29
50102420	Labor Mnt TD Mains	T2	45046	12/11/2011	126.14
50102430	Labor Mnt TD Service	T2	45046	12/11/2011	9,032.05
50102430	Labor Mnt TD Service	T2	45046	12/11/2011	46.14
50102430	Labor Mnt TD Service	T2	45046	12/11/2011	283.75
50102430	Labor Mnt TD Service	T2	45046	12/11/2011	161.02
50102435	Labor Mnt TD Meter	T2	45046	12/11/2011	565.11
50102435	Labor Mnt TD Meter	T2	45046	12/11/2011	3,009.17
50102435	Labor Mnt TD Meter	T2	45046	12/11/2011	279.82
50102440	Labor Mnt TD Hydrant	T2	45046	12/11/2011	1,117.62
50102440	Labor Mnt TD Hydrant	T2	45046	12/11/2011	420.72
50102440	Labor Mnt TD Hydrant	T2	45046	12/11/2011	710.65

Kentucky American Water Company  
Case No. 2012-00520  
Response to PSC DR1, Item 31

Account	Description	Doc Type	Document Number	Posting Date	Amount
50111300	LaborOper NS OT WT	T2	45046	12/11/2011	371.38
50111300	LaborOper NS OT WT	T2	45046	12/11/2011	16.15
50111300	LaborOper NS OT WT	T2	45046	12/11/2011	5,196.97
50111300	LaborOper NS OT WT	T2	45046	12/11/2011	4,720.59
50111300	LaborOper NS OT WT	T2	45046	12/11/2011	880.50
50111300	LaborOper NS OT WT	T2	45046	12/11/2011	752.22
50111305	LaborOperNS OT WT SE	T2	45046	12/11/2011	39.66
50111305	LaborOperNS OT WT SE	T2	45046	12/11/2011	509.54
50111305	LaborOperNS OT WT SE	T2	45046	12/11/2011	1,591.72
50111400	LaborOper NS OT TD	T2	45046	12/11/2011	280.02
50111400	LaborOper NS OT TD	T2	45046	12/11/2011	58.04
50111405	LaborOperNS OT TD SE	T2	45046	12/11/2011	157.29
50111405	LaborOperNS OT TD SE	T2	45046	12/11/2011	31.46
50111415	LaborOperNS OT TD Ln	T2	45046	12/11/2011	175.08
50111415	LaborOperNS OT TD Ln	T2	45046	12/11/2011	360.74
50111420	LaborOperNS OT TD Mt	T2	45046	12/11/2011	5,383.16
50111500	LaborOper NS OT CA	T2	45046	12/11/2011	30.74
50111510	LaborOperNS OT CA MR	T2	45046	12/11/2011	1,370.96
50111520	LaborOperNS OT CA CS	T2	45046	12/11/2011	260.82
50112400	LaborMaint NS OT TD	T2	45046	12/11/2011	273.20
50112415	LaborMaintNSOT TD DR	T2	45046	12/11/2011	737.10
50112420	LaborMaintNSOT TD Mn	T2	45046	12/11/2011	3,185.86
50112420	LaborMaintNSOT TD Mn	T2	45046	12/11/2011	101.14
50112420	LaborMaintNSOT TD Mn	T2	45046	12/11/2011	372.07
50112430	LaborMaintNSOT TD Sv	T2	45046	12/11/2011	466.15
50112430	LaborMaintNSOT TD Sv	T2	45046	12/11/2011	38.69
50112430	LaborMaintNSOT TD Sv	T2	45046	12/11/2011	121.48
50112435	LaborMaintNSOT TD Mt	T2	45046	12/11/2011	129.01
50112435	LaborMaintNSOT TD Mt	T2	45046	12/11/2011	453.19
50112440	LaborMaintNSOT TD Hy	T2	45046	12/11/2011	116.07
50171000	Annual Incent Plan	T3	45047	12/11/2011	3,960.39
50171000	Annual Incent Plan	T3	45047	12/11/2011	1,979.22
50171000	Annual Incent Plan	T3	45047	12/11/2011	207.68
50171000	Annual Incent Plan	T3	45047	12/11/2011	288.87
50171000	Annual Incent Plan	T3	45047	12/11/2011	544.66
50171000	Annual Incent Plan	T3	45047	12/11/2011	918.34
50171000	Annual Incent Plan	T3	45047	12/11/2011	1,437.77
50171000	Annual Incent Plan	T3	45047	12/11/2011	2,327.26
50171000	Annual Incent Plan	T3	45047	12/11/2011	1,353.83
50171000	Annual Incent Plan	T3	45047	12/11/2011	250.00
50171000	Annual Incent Plan	T3	45047	12/11/2011	292.31
50421000	401k Expense	T3	45047	12/11/2011	222.63
50421000	401k Expense	T3	45047	12/11/2011	9.13
50421000	401k Expense	T3	45047	12/11/2011	83.07
50421000	401k Expense	T3	45047	12/11/2011	57.78
50421000	401k Expense	T3	45047	12/11/2011	107.51
50421000	401k Expense	T3	45047	12/11/2011	183.67
50421000	401k Expense	T3	45047	12/11/2011	122.51
50421000	401k Expense	T3	45047	12/11/2011	1,569.44
50421000	401k Expense	T3	45047	12/11/2011	4.15
50421000	401k Expense	T3	45047	12/11/2011	14.13
50421000	401k Expense	T3	45047	12/11/2011	11.94
50421000	401k Expense	T3	45047	12/11/2011	39.31
50421000	401k Expense	T3	45047	12/11/2011	134.06
50421000	401k Expense	T3	45047	12/11/2011	17.78
50421000	401k Expense	T3	45047	12/11/2011	71.02
50421000	401k Expense	T3	45047	12/11/2011	51.69
50421000	401k Expense	T3	45047	12/11/2011	7.09
50421000	401k Expense	T3	45047	12/11/2011	17.21
50421000	401k Expense	T3	45047	12/11/2011	11.20
50421000	401k Expense	T3	45047	12/11/2011	1.03
50421000	401k Expense	T3	45047	12/11/2011	216.52
50421000	401k Expense	T3	45047	12/11/2011	285.15
50421000	401k Expense	T3	45047	12/11/2011	478.43
50421000	401k Expense	T3	45047	12/11/2011	253.10
50421000	401k Expense	T3	45047	12/11/2011	25.25
50421000	401k Expense	T3	45047	12/11/2011	143.23
50421000	401k Expense	T3	45047	12/11/2011	131.40
50421000	401k Expense	T3	45047	12/11/2011	92.68
50421000	401k Expense	T3	45047	12/11/2011	18.45
50421000	401k Expense	T3	45047	12/11/2011	11.69
50421000	401k Expense	T3	45047	12/11/2011	2.53
50422000	DCP Expense	T3	45047	12/11/2011	282.54
50422000	DCP Expense	T3	45047	12/11/2011	109.03
50422000	DCP Expense	T3	45047	12/11/2011	87.84
50422000	DCP Expense	T3	45047	12/11/2011	241.06
50422000	DCP Expense	T3	45047	12/11/2011	399.47

Kentucky American Water Company  
Case No. 2012-00520  
Response to PSC DR1, Item 31

Account	Description	Doc Type	Document Number	Posting Date	Amount
50422000	DCP Expense	T3	45047	12/11/2011	2,103.15
50422000	DCP Expense	T3	45047	12/11/2011	9.19
50422000	DCP Expense	T3	45047	12/11/2011	9.69
50422000	DCP Expense	T3	45047	12/11/2011	197.43
50422000	DCP Expense	T3	45047	12/11/2011	9.69
50422000	DCP Expense	T3	45047	12/11/2011	223.71
50422000	DCP Expense	T3	45047	12/11/2011	62.98
50422000	DCP Expense	T3	45047	12/11/2011	14.69
50422000	DCP Expense	T3	45047	12/11/2011	416.63
50422000	DCP Expense	T3	45047	12/11/2011	582.41
50422000	DCP Expense	T3	45047	12/11/2011	780.73
50422000	DCP Expense	T3	45047	12/11/2011	130.94
50422000	DCP Expense	T3	45047	12/11/2011	115.10
50422000	DCP Expense	T3	45047	12/11/2011	128.12
50422000	DCP Expense	T3	45047	12/11/2011	24.26
50422000	DCP Expense	T3	45047	12/11/2011	19.18
50422000	DCP Expense	T3	45047	12/11/2011	11.09
50510100	PBOP Cap Credits	T3	45047	12/11/2011	20,410.76
50510100	PBOP Cap Credits	T3	45047	12/11/2011	77.30
50510100	PBOP Cap Credits	T3	45047	12/11/2011	16.31
50510100	PBOP Cap Credits	T3	45047	12/11/2011	170.35
50510100	PBOP Cap Credits	T3	45047	12/11/2011	98.14
50510100	PBOP Cap Credits	T3	45047	12/11/2011	183.38
50510100	PBOP Cap Credits	T3	45047	12/11/2011	361.21
50510100	PBOP Cap Credits	T3	45047	12/11/2011	46.82
50510100	PBOP Cap Credits	T3	45047	12/11/2011	481.41
50510100	PBOP Cap Credits	T3	45047	12/11/2011	3.18
50550000	Group Insur Expense	T3	45047	12/11/2011	195.77
50550000	Group Insur Expense	T3	45047	12/11/2011	2,137.45
50550000	Group Insur Expense	T3	45047	12/11/2011	25.08
50550000	Group Insur Expense	T3	45047	12/11/2011	8.60
50550000	Group Insur Expense	T3	45047	12/11/2011	16.06
50550000	Group Insur Expense	T3	45047	12/11/2011	35.18
50550000	Group Insur Expense	T3	45047	12/11/2011	17.92
50550000	Group Insur Expense	T3	45047	12/11/2011	5.73
50550000	Group Insur Expense	T3	45047	12/11/2011	73.21
50550000	Group Insur Expense	T3	45047	12/11/2011	36.26
50550000	Group Insur Expense	T3	45047	12/11/2011	572.96
50550000	Group Insur Expense	T3	45047	12/11/2011	804.99
50550000	Group Insur Expense	T3	45047	12/11/2011	190.15
50550000	Group Insur Expense	T3	45047	12/11/2011	474.81
50550000	Group Insur Expense	T3	45047	12/11/2011	265.37
50550000	Group Insur Expense	T3	45047	12/11/2011	52.97
50550000	Group Insur Expense	T3	45047	12/11/2011	10.59
50550100	Group Ins Cap Creds	T3	45047	12/11/2011	49,327.07
50550100	Group Ins Cap Creds	T3	45047	12/11/2011	29.33
50550100	Group Ins Cap Creds	T3	45047	12/11/2011	100.23
50550100	Group Ins Cap Creds	T3	45047	12/11/2011	67.63
50550100	Group Ins Cap Creds	T3	45047	12/11/2011	271.16
50550100	Group Ins Cap Creds	T3	45047	12/11/2011	939.83
50550100	Group Ins Cap Creds	T3	45047	12/11/2011	237.79
50550100	Group Ins Cap Creds	T3	45047	12/11/2011	29.17
50550100	Group Ins Cap Creds	T3	45047	12/11/2011	1,273.90
50550100	Group Ins Cap Creds	T3	45047	12/11/2011	259.64
50550100	Group Ins Cap Creds	T3	45047	12/11/2011	60.71
50550100	Group Ins Cap Creds	T3	45047	12/11/2011	652.83
50550100	Group Ins Cap Creds	T3	45047	12/11/2011	56.24
50550100	Group Ins Cap Creds	T3	45047	12/11/2011	4.13
50610100	Pension Cap Credits	T3	45047	12/11/2011	32,394.01
50610100	Pension Cap Credits	T3	45047	12/11/2011	122.69
50610100	Pension Cap Credits	T3	45047	12/11/2011	25.88
50610100	Pension Cap Credits	T3	45047	12/11/2011	270.34
50610100	Pension Cap Credits	T3	45047	12/11/2011	155.75
50610100	Pension Cap Credits	T3	45047	12/11/2011	291.05
50610100	Pension Cap Credits	T3	45047	12/11/2011	573.29
50610100	Pension Cap Credits	T3	45047	12/11/2011	74.29
50610100	Pension Cap Credits	T3	45047	12/11/2011	764.05
50610100	Pension Cap Credits	T3	45047	12/11/2011	5.05
52534000	Employee Expenses	T3	45047	12/11/2011	126.66
52534000	Employee Expenses	T3	45047	12/11/2011	31.67
52534000	Employee Expenses	T3	45047	12/11/2011	21.11
52534000	Employee Expenses	T3	45047	12/11/2011	10.56
52534000	Employee Expenses	T3	45047	12/11/2011	774.40
52535000	Meals Deductible	T3	45047	12/11/2011	3.00
52535000	Meals Deductible	T3	45047	12/11/2011	3.00
52535000	Meals Deductible	T3	45047	12/11/2011	1.50
52535000	Meals Deductible	T3	45047	12/11/2011	3.00

Kentucky American Water Company  
Case No. 2012-00520  
Response to PSC DR1, Item 31

Account	Description	Doc Type	Document Number	Posting Date	Amount
52535000	Meals Deductible	T3	45047	12/11/2011	4.50
55000100	Trans Cap Credits	T3	45047	12/11/2011	353.47
55000100	Trans Cap Credits	T3	45047	12/11/2011	37.63
55000100	Trans Cap Credits	T3	45047	12/11/2011	37.38
55000100	Trans Cap Credits	T3	45047	12/11/2011	52.00
55000100	Trans Cap Credits	T3	45047	12/11/2011	95.48
55000100	Trans Cap Credits	T3	45047	12/11/2011	82.65
55000100	Trans Cap Credits	T3	45047	12/11/2011	1,136.64
55000100	Trans Cap Credits	T3	45047	12/11/2011	1,685.78
55000100	Trans Cap Credits	T3	45047	12/11/2011	2.62
55000100	Trans Cap Credits	T3	45047	12/11/2011	8.99
55000100	Trans Cap Credits	T3	45047	12/11/2011	6.05
55000100	Trans Cap Credits	T3	45047	12/11/2011	24.28
55000100	Trans Cap Credits	T3	45047	12/11/2011	84.15
55000100	Trans Cap Credits	T3	45047	12/11/2011	21.32
55000100	Trans Cap Credits	T3	45047	12/11/2011	2.61
55000100	Trans Cap Credits	T3	45047	12/11/2011	114.06
55000100	Trans Cap Credits	T3	45047	12/11/2011	23.25
55000100	Trans Cap Credits	T3	45047	12/11/2011	5.44
55000100	Trans Cap Credits	T3	45047	12/11/2011	58.48
55000100	Trans Cap Credits	T3	45047	12/11/2011	5.04
55000100	Trans Cap Credits	T3	45047	12/11/2011	0.37
55000100	Trans Cap Credits	T3	45047	12/11/2011	204.99
55000100	Trans Cap Credits	T3	45047	12/11/2011	318.07
55000100	Trans Cap Credits	T3	45047	12/11/2011	185.50
55000100	Trans Cap Credits	T3	45047	12/11/2011	103.62
55000100	Trans Cap Credits	T3	45047	12/11/2011	95.90
55000100	Trans Cap Credits	T3	45047	12/11/2011	28.14
55720100	Ins W/C Cap Credits	T3	45047	12/11/2011	4,662.86
55720100	Ins W/C Cap Credits	T3	45047	12/11/2011	2.78
55720100	Ins W/C Cap Credits	T3	45047	12/11/2011	9.50
55720100	Ins W/C Cap Credits	T3	45047	12/11/2011	6.37
55720100	Ins W/C Cap Credits	T3	45047	12/11/2011	25.63
55720100	Ins W/C Cap Credits	T3	45047	12/11/2011	88.82
55720100	Ins W/C Cap Credits	T3	45047	12/11/2011	22.48
55720100	Ins W/C Cap Credits	T3	45047	12/11/2011	2.76
55720100	Ins W/C Cap Credits	T3	45047	12/11/2011	120.44
55720100	Ins W/C Cap Credits	T3	45047	12/11/2011	24.55
55720100	Ins W/C Cap Credits	T3	45047	12/11/2011	5.73
55720100	Ins W/C Cap Credits	T3	45047	12/11/2011	61.70
55720100	Ins W/C Cap Credits	T3	45047	12/11/2011	5.32
55720100	Ins W/C Cap Credits	T3	45047	12/11/2011	0.39
68532000	FUTA	T3	45047	12/11/2011	11.84
68532000	FUTA	T3	45047	12/11/2011	10.37
68532000	FUTA	T3	45047	12/11/2011	11.52
68532000	FUTA	T3	45047	12/11/2011	12.65
68532000	FUTA	T3	45047	12/11/2011	4.80
68533000	FICA	T3	45047	12/11/2011	496.21
68533000	FICA	T3	45047	12/11/2011	66.00
68533000	FICA	T3	45047	12/11/2011	150.96
68533000	FICA	T3	45047	12/11/2011	211.58
68533000	FICA	T3	45047	12/11/2011	396.62
68533000	FICA	T3	45047	12/11/2011	67.13
68533000	FICA	T3	45047	12/11/2011	891.15
68533000	FICA	T3	45047	12/11/2011	7,110.72
68533000	FICA	T3	45047	12/11/2011	14.91
68533000	FICA	T3	45047	12/11/2011	50.27
68533000	FICA	T3	45047	12/11/2011	30.95
68533000	FICA	T3	45047	12/11/2011	107.80
68533000	FICA	T3	45047	12/11/2011	323.45
68533000	FICA	T3	45047	12/11/2011	62.05
68533000	FICA	T3	45047	12/11/2011	6.67
68533000	FICA	T3	45047	12/11/2011	430.01
68533000	FICA	T3	45047	12/11/2011	98.37
68533000	FICA	T3	45047	12/11/2011	23.58
68533000	FICA	T3	45047	12/11/2011	251.49
68533000	FICA	T3	45047	12/11/2011	21.20
68533000	FICA	T3	45047	12/11/2011	3.05
68533000	FICA	T3	45047	12/11/2011	748.94
68533000	FICA	T3	45047	12/11/2011	1,907.70
68533000	FICA	T3	45047	12/11/2011	1,850.47
68533000	FICA	T3	45047	12/11/2011	1,306.88
68533000	FICA	T3	45047	12/11/2011	76.29
68533000	FICA	T3	45047	12/11/2011	749.72
68533000	FICA	T3	45047	12/11/2011	317.43
68533000	FICA	T3	45047	12/11/2011	463.44
68533000	FICA	T3	45047	12/11/2011	104.16

Kentucky American Water Company  
Case No. 2012-00520  
Response to PSC DR1, Item 31

Account	Description	Doc Type	Document Number	Posting Date	Amount
68533000	FICA	T3	45047	12/11/2011	36.73
68533000	FICA	T3	45047	12/11/2011	4.86
68535000	SUTA	T3	45047	12/11/2011	29.08
68535000	SUTA	T3	45047	12/11/2011	24.19
68535000	SUTA	T3	45047	12/11/2011	26.87
68535000	SUTA	T3	45047	12/11/2011	29.52
68535000	SUTA	T3	45047	12/11/2011	11.20
71521000	M&J Expenses	T2	45046	12/11/2011	69.21
71521000	M&J Expenses	T2	45046	12/11/2011	(246.75)
71521000	M&J Expenses	T2	45046	12/11/2011	234.07
71521000	M&J Expenses	T2	45046	12/11/2011	17.87
71521000	M&J Expenses	T2	45046	12/11/2011	152.72
71521000	M&J Expenses	T2	45046	12/11/2011	17.87
71521000	M&J Expenses	T2	45046	12/11/2011	265.10
71521000	M&J Expenses	T2	45046	12/11/2011	176.50
71521000	M&J Expenses	T2	45046	12/11/2011	350.34
71521000	M&J Expenses	T2	45046	12/11/2011	242.62
71521000	M&J Expenses	T2	45046	12/11/2011	142.12
71521000	M&J Expenses	T3	45047	12/11/2011	11.85
71521000	M&J Expenses	T3	45047	12/11/2011	(7.39)
71521000	M&J Expenses	T3	45047	12/11/2011	42.77
71521000	M&J Expenses	T3	45047	12/11/2011	8.89
71521000	M&J Expenses	T3	45047	12/11/2011	35.14
71521000	M&J Expenses	T3	45047	12/11/2011	8.89
71521000	M&J Expenses	T3	45047	12/11/2011	46.66
71521000	M&J Expenses	T3	45047	12/11/2011	38.08
71521000	M&J Expenses	T3	45047	12/11/2011	78.77
71521000	M&J Expenses	T3	45047	12/11/2011	44.87
71521000	M&J Expenses	T3	45047	12/11/2011	67.12
71521000	M&J Expenses	T3	45047	12/11/2011	4.98
71521000	M&J Expenses	T3	45047	12/11/2011	(18.08)
71521000	M&J Expenses	T3	45047	12/11/2011	17.00
71521000	M&J Expenses	T3	45047	12/11/2011	1.27
71521000	M&J Expenses	T3	45047	12/11/2011	11.08
71521000	M&J Expenses	T3	45047	12/11/2011	1.27
71521000	M&J Expenses	T3	45047	12/11/2011	19.06
71521000	M&J Expenses	T3	45047	12/11/2011	12.72
71521000	M&J Expenses	T3	45047	12/11/2011	25.74
71521000	M&J Expenses	T3	45047	12/11/2011	17.72
71521000	M&J Expenses	T3	45047	12/11/2011	10.69
40111000	Res Sales Billed	JE	30985403	12/12/2011	(189,332.37)
40111000	Res Sales Billed	JE	30985403	12/12/2011	(10,563.18)
40111000	Res Sales Billed	JE	30985403	12/12/2011	(12,192.09)
40121000	Com Sales Billed	JE	30985403	12/12/2011	(57,020.88)
40121000	Com Sales Billed	JE	30985403	12/12/2011	(42.84)
40121000	Com Sales Billed	JE	30985403	12/12/2011	(525.12)
40145000	Priv Fire Billed	JE	30985403	12/12/2011	(6,035.59)
40151000	Publ Auth Billed	JE	30985403	12/12/2011	(187.23)
40151000	Publ Auth Billed	JE	30985403	12/12/2011	(53.47)
40151000	Publ Auth Billed	JE	30985403	12/12/2011	(115.12)
40161000	SlS/Rsle Billed	JE	30985403	12/12/2011	(235.36)
40171000	Misc Sales Billed	JE	30985403	12/12/2011	(612.89)
40211000	Dom WW Svc Billed	JE	30985403	12/12/2011	(107.57)
40310400	OthRev-NSF Ck Chrg	JE	30985403	12/12/2011	(108.00)
40310500	OthRev-Appl/InitFee	JE	30985403	12/12/2011	(2,106.00)
40310500	OthRev-Appl/InitFee	JE	30985403	12/12/2011	(26.00)
40310500	OthRev-Appl/InitFee	JE	30985403	12/12/2011	(104.00)
40310500	OthRev-Appl/InitFee	JE	30985403	12/12/2011	(182.00)
40310700	OthRev-Reconnct Fee	JE	30985403	12/12/2011	(1,170.00)
40310700	OthRev-Reconnct Fee	JE	30985403	12/12/2011	(104.00)
40310700	OthRev-Reconnct Fee	JE	30985403	12/12/2011	(26.00)
51010000	Purchased Water	PV	42972987	12/12/2011	2,684.55
51010000	Purchased Water	PV	42974138	12/12/2011	237.69
51110000	Waste Disposal	PV	42974128	12/12/2011	1,400.00
51510012	Purchased Power P	EE	4448626	12/12/2011	44.08
51510012	Purchased Power P	EE	4448626	12/12/2011	0.00
51510012	Purchased Power P	EE	4448626	12/12/2011	7.03
51510012	Purchased Power P	EE	4448628	12/12/2011	39.24
51510012	Purchased Power P	EE	4448628	12/12/2011	0.83
51510012	Purchased Power P	EE	4448628	12/12/2011	0.00
51510012	Purchased Power P	EE	4448628	12/12/2011	1.18
51510012	Purchased Power P	EE	4449058	12/12/2011	578.00
51510012	Purchased Power P	EE	4449058	12/12/2011	0.00
51510012	Purchased Power P	EE	4449058	12/12/2011	54.71
51510012	Purchased Power P	EE	4449058	12/12/2011	17.98
51510013	Purchased Power WT	EE	4449049	12/12/2011	74.64
51510013	Purchased Power WT	EE	4449049	12/12/2011	3.81

Kentucky American Water Company  
Case No. 2012-00520  
Response to PSC DR1, Item 31

Account	Description	Doc Type	Document Number	Posting Date	Amount
51510013	Purchased Power WT	EE	4449052	12/12/2011	2,595.92
51510013	Purchased Power WT	EE	4449052	12/12/2011	0.00
51510013	Purchased Power WT	EE	4449052	12/12/2011	132.65
51510014	Purchased Power TD	EE	4448617	12/12/2011	53.23
51510014	Purchased Power TD	EE	4448617	12/12/2011	1.12
51510014	Purchased Power TD	EE	4448617	12/12/2011	1.60
51510014	Purchased Power TD	EE	4449062	12/12/2011	58.48
51510014	Purchased Power TD	EE	4449062	12/12/2011	1.23
52001300	M&S Oper WT	PV	42974135	12/12/2011	597.27
52001400	M&S Oper TD	PV	42974152	12/12/2011	301.00
52001400	M&S Oper TD	PV	42974152	12/12/2011	481.50
52501400	Misc Oper TD	PV	42974156	12/12/2011	350.83
52501400	Misc Oper TD	PV	42974158	12/12/2011	835.37
52532014	Electricity TD	EE	4448618	12/12/2011	161.35
52532014	Electricity TD	EE	4448620	12/12/2011	60.01
52532014	Electricity TD	EE	4448620	12/12/2011	1.27
52532014	Electricity TD	EE	4448620	12/12/2011	1.80
52532014	Electricity TD	EE	4448622	12/12/2011	43.33
52532014	Electricity TD	EE	4448622	12/12/2011	4.23
52532014	Electricity TD	EE	4448622	12/12/2011	8.18
52532014	Electricity TD	EE	4448624	12/12/2011	21.24
52532014	Electricity TD	EE	4448624	12/12/2011	0.64
52532014	Electricity TD	EE	4448624	12/12/2011	0.64
52532014	Electricity TD	EE	4448624	12/12/2011	1.35
52532014	Electricity TD	EE	4448627	12/12/2011	18.14
52532014	Electricity TD	EE	4448627	12/12/2011	1.66
52532014	Electricity TD	EE	4449011	12/12/2011	18.01
52532014	Electricity TD	EE	4449011	12/12/2011	(0.01)
52532014	Electricity TD	EE	4449011	12/12/2011	0.58
52532014	Electricity TD	EE	4449011	12/12/2011	1.23
52532014	Electricity TD	EE	4449011	12/12/2011	1.19
52532014	Electricity TD	EE	4449056	12/12/2011	60.33
52532014	Electricity TD	EE	4449056	12/12/2011	4.49
52532014	Electricity TD	EE	4449056	12/12/2011	27.47
52532014	Electricity TD	EE	4449063	12/12/2011	18.29
52532014	Electricity TD	EE	4449063	12/12/2011	0.94
52532014	Electricity TD	EE	4449064	12/12/2011	22.83
52532014	Electricity TD	EE	4449064	12/12/2011	2.85
52532014	Electricity TD	EE	4449064	12/12/2011	8.17
52532016	Electricity AG	EE	4448619	12/12/2011	112.39
52532016	Electricity AG	EE	4448619	12/12/2011	11.45
52532016	Electricity AG	EE	4448619	12/12/2011	12.28
52534000	Employee Expenses	PS	42973838	12/12/2011	100.00
52549000	Injuries and Damages	PV	42974193	12/12/2011	1,193.26
52562516	Overnight Shippng AG	PV	42974131	12/12/2011	70.92
52562516	Overnight Shippng AG	PV	42974133	12/12/2011	99.42
52571100	Add'l Security Costs	PV	42974141	12/12/2011	2,668.64
52571100	Add'l Security Costs	PV	42974144	12/12/2011	715.20
52571100	Add'l Security Costs	PV	42974145	12/12/2011	715.20
52571100	Add'l Security Costs	PV	42974191	12/12/2011	2,682.17
52571100	Add'l Security Costs	PV	42974196	12/12/2011	715.20
52571100	Add'l Security Costs	PV	42974218	12/12/2011	2,668.64
52585000	Discounts Available	PN	7634	12/12/2011	(49.80)
52585000	Discounts Available	PN	7634	12/12/2011	(13.98)
53150014	Contr Svc-Other TD	PV	42974169	12/12/2011	1,000.00
53150015	Contr Svc-Other CA	PV	42974127	12/12/2011	581.22
53150016	Contr Svc-Other AG	PV	42974189	12/12/2011	66.00
53155000	Contr Svc-Legal	PV	42974078	12/12/2011	84.05
55000016	Trans Oper AG	PV	42974165	12/12/2011	598.67
57010015	Uncoll Accts Exp CA	JE	30985403	12/12/2011	(96.24)
62002100	M&S Maint SS	PV	42974172	12/12/2011	2,169.92
62002400	M&S Maint TD	PV	42974129	12/12/2011	238.50
62002400	M&S Maint TD	PV	42974150	12/12/2011	901.27
62002400	M&S Maint TD	PV	42974160	12/12/2011	516.43
62502400	Misc Maint TD	PV	42974174	12/12/2011	2,964.40
62502400	Misc Maint TD	PV	42974221	12/12/2011	472.38
62502400	Misc Maint TD	PV	42974222	12/12/2011	26.04
71521000	M&J Expenses	II	703835	12/12/2011	8.33
71521000	M&J Expenses	II	703835	12/12/2011	7.85
71521000	M&J Expenses	PV	42974225	12/12/2011	2,119.67
40111000	Res Sales Billed	JE	30985474	12/13/2011	(108,355.85)
40111000	Res Sales Billed	JE	30985474	12/13/2011	(10.92)
40111000	Res Sales Billed	JE	30985474	12/13/2011	(12.88)
40121000	Com Sales Billed	JE	30985474	12/13/2011	(50,355.64)
40131000	Ind Sales Billed	JE	30985474	12/13/2011	(4,116.38)
40145000	Priv Fire Billed	JE	30985474	12/13/2011	(4,077.96)
40151000	Publ Auth Billed	JE	30985474	12/13/2011	(3,657.16)



Kentucky American Water Company  
Case No. 2012-00520  
Response to PSC DR1, Item 31

Account	Description	Doc Type	Document Number	Posting Date	Amount
40151000	Publ Auth Billed	JE	30985474	12/13/2011	18.45
40211000	Dom WW Svc Billed	JE	30985474	12/13/2011	(11.45)
40251000	PubAuth WW Billed	JE	30985474	12/13/2011	26.90
40310400	OthRev-NSF Ck Chrg	JE	30985474	12/13/2011	(48.00)
40310500	OthRev-Appl/InitFee	JE	30985474	12/13/2011	(1,846.00)
40310500	OthRev-Appl/InitFee	JE	30985474	12/13/2011	(78.00)
40310700	OthRev-Reconnct Fee	JE	30985474	12/13/2011	(2,262.00)
52501400	Misc Oper TD	TC	30985243	12/13/2011	91.86
52548014	Heating Oil/Gas TD	EE	4449485	12/13/2011	4.22
52548014	Heating Oil/Gas TD	EE	4449485	12/13/2011	140.66
52548014	Heating Oil/Gas TD	EE	4449485	12/13/2011	1.92
52548014	Heating Oil/Gas TD	EE	4449485	12/13/2011	8.94
52548014	Heating Oil/Gas TD	EE	4449485	12/13/2011	4.22
52574016	Telephone AG	TC	30985243	12/13/2011	118.04
52574016	Telephone AG	TC	30985243	12/13/2011	46.30
52574016	Telephone AG	TC	30985243	12/13/2011	328.93
52574016	Telephone AG	TC	30985243	12/13/2011	61.42
52574016	Telephone AG	TC	30985311	12/13/2011	19.25
52574114	Cell Phone TD	TC	30985356	12/13/2011	720.32
52574114	Cell Phone TD	TC	30985356	12/13/2011	90.04
52574114	Cell Phone TD	TC	30985356	12/13/2011	47.41
52574116	Cell Phone AG	TC	30985356	12/13/2011	47.41
52574116	Cell Phone AG	TC	30985356	12/13/2011	189.75
52585000	Discounts Available	PN	7638	12/13/2011	(258.03)
55000016	Trans Oper AG	RI	10172611	12/13/2011	(49.00)
57010015	Uncoll Accts Exp CA	JE	30985474	12/13/2011	(32.75)
57010015	Uncoll Accts Exp CA	JE	30985474	12/13/2011	(305.27)
71521000	M&J Expenses	II	703916	12/13/2011	58.06
71521000	M&J Expenses	II	703916	12/13/2011	21.87
75810000	Donations Deductible	PS	42974374	12/13/2011	1,000.00
40111000	Res Sales Billed	JE	30985747	12/14/2011	(129,138.36)
40111000	Res Sales Billed	JE	30985747	12/14/2011	(5,701.18)
40111000	Res Sales Billed	JE	30985747	12/14/2011	(74.53)
40121000	Com Sales Billed	JE	30985747	12/14/2011	(58,154.75)
40121000	Com Sales Billed	JE	30985747	12/14/2011	(315.68)
40121000	Com Sales Billed	JE	30985747	12/14/2011	(828.50)
40131000	Ind Sales Billed	JE	30985747	12/14/2011	26.00
40145000	Priv Fire Billed	JE	30985747	12/14/2011	(5,707.02)
40151000	Publ Auth Billed	JE	30985747	12/14/2011	(11,133.75)
40151000	Publ Auth Billed	JE	30985747	12/14/2011	(24.82)
40171000	Misc Sales Billed	JE	30985747	12/14/2011	(207.00)
40211000	Dom WW Svc Billed	JE	30985747	12/14/2011	(36.63)
40251000	PubAuth WW Billed	JE	30985747	12/14/2011	(41.62)
40310400	OthRev-NSF Ck Chrg	JE	30985747	12/14/2011	(108.00)
40310500	OthRev-Appl/InitFee	JE	30985747	12/14/2011	(1,846.00)
40310700	OthRev-Reconnct Fee	JE	30985747	12/14/2011	(2,704.00)
40310700	OthRev-Reconnct Fee	JE	30985747	12/14/2011	(52.00)
51510012	Purchased Power P	EE	4449809	12/14/2011	38.71
51510012	Purchased Power P	EE	4449809	12/14/2011	(0.01)
51510012	Purchased Power P	EE	4449809	12/14/2011	2.65
51510012	Purchased Power P	EE	4449809	12/14/2011	1.29
51510012	Purchased Power P	EE	4449809	12/14/2011	4.14
51510012	Purchased Power P	EE	4450613	12/14/2011	69.84
51510012	Purchased Power P	EE	4450613	12/14/2011	0.00
51510012	Purchased Power P	EE	4450613	12/14/2011	6.42
51510013	Purchased Power WT	EE	4449814	12/14/2011	5,473.39
51510013	Purchased Power WT	EE	4449814	12/14/2011	889.78
51510013	Purchased Power WT	EE	4449814	12/14/2011	(1.68)
51510013	Purchased Power WT	EE	4449814	12/14/2011	435.21
51510013	Purchased Power WT	EE	4449814	12/14/2011	211.27
51510013	Purchased Power WT	EE	4449814	12/14/2011	0.00
51510013	Purchased Power WT	EE	4449814	12/14/2011	680.68
51510013	Purchased Power WT	EE	4449817	12/14/2011	14.75
51510013	Purchased Power WT	EE	4449817	12/14/2011	0.00
51510013	Purchased Power WT	EE	4449817	12/14/2011	1.01
51510013	Purchased Power WT	EE	4449817	12/14/2011	0.49
51510013	Purchased Power WT	EE	4449817	12/14/2011	0.00
51510013	Purchased Power WT	EE	4449817	12/14/2011	1.58
51510013	Purchased Power WT	EE	4450607	12/14/2011	24,275.97
51510013	Purchased Power WT	EE	4450607	12/14/2011	6,185.24
51510013	Purchased Power WT	EE	4450607	12/14/2011	8,220.96
51510013	Purchased Power WT	EE	4450607	12/14/2011	1,521.83
51510013	Purchased Power WT	EE	4450607	12/14/2011	2,838.39
51510013	Purchased Power WT	EE	4450607	12/14/2011	(12.43)
51510013	Purchased Power WT	EE	4450607	12/14/2011	1,377.86
51510013	Purchased Power WT	EE	4450607	12/14/2011	5,737.00
51510013	Purchased Power WT	EE	4450607	12/14/2011	1,229.27

Kentucky American Water Company  
Case No. 2012-00520  
Response to PSC DR1, Item 31

Account	Description	Doc Type	Document Number	Posting Date	Amount
51510014	Purchased Power TD	EE	4450601	12/14/2011	50.92
51510014	Purchased Power TD	EE	4450601	12/14/2011	2.60
51510014	Purchased Power TD	EE	4450602	12/14/2011	117.37
51510014	Purchased Power TD	EE	4450602	12/14/2011	6.00
51510014	Purchased Power TD	EE	4450611	12/14/2011	176.73
51510014	Purchased Power TD	EE	4450611	12/14/2011	0.00
51510014	Purchased Power TD	EE	4450611	12/14/2011	9.03
52001400	M&S Oper TD	ST	30985445	12/14/2011	18.06
52001400	M&S Oper TD	ST	30985445	12/14/2011	28.89
52501600	Misc Oper AG	PV	42975807	12/14/2011	(0.01)
52522000	Community Relations	PS	42975420	12/14/2011	1,501.76
52532014	Electricity TD	EE	4449806	12/14/2011	32.63
52532014	Electricity TD	EE	4449806	12/14/2011	0.00
52532014	Electricity TD	EE	4449806	12/14/2011	0.00
52532014	Electricity TD	EE	4449806	12/14/2011	2.23
52532014	Electricity TD	EE	4449806	12/14/2011	1.08
52532014	Electricity TD	EE	4449806	12/14/2011	3.49
52532014	Electricity TD	EE	4449811	12/14/2011	27.35
52532014	Electricity TD	EE	4449811	12/14/2011	0.00
52532014	Electricity TD	EE	4449811	12/14/2011	2.55
52532014	Electricity TD	EE	4449811	12/14/2011	0.94
52532014	Electricity TD	EE	4449811	12/14/2011	0.00
52532014	Electricity TD	EE	4449811	12/14/2011	4.02
52532014	Electricity TD	EE	4449811	12/14/2011	10.25
52532014	Electricity TD	EE	4450599	12/14/2011	83.39
52532014	Electricity TD	EE	4450599	12/14/2011	12.21
52532014	Electricity TD	EE	4450599	12/14/2011	17.05
52532014	Electricity TD	EE	4450600	12/14/2011	18.14
52532014	Electricity TD	EE	4450600	12/14/2011	3.80
52532014	Electricity TD	EE	4450600	12/14/2011	12.76
52532014	Electricity TD	EE	4450604	12/14/2011	121.81
52532014	Electricity TD	EE	4450604	12/14/2011	6.22
52532016	Electricity AG	EE	4450605	12/14/2011	239.20
52532016	Electricity AG	EE	4450605	12/14/2011	12.23
52585000	Discounts Available	PN	7640	12/14/2011	(9.74)
57010015	Uncoll Accts Exp CA	JE	30985747	12/14/2011	(115.80)
62502400	Misc Maint TD	ST	30985445	12/14/2011	1.56
71521000	M&J Expenses	ST	30985445	12/14/2011	127.18
75840000	Lobbying Expenses	PS	42974958	12/14/2011	2,499.00
40111000	Res Sales Billed	JE	30985832	12/15/2011	(127,991.17)
40111000	Res Sales Billed	JE	30985832	12/15/2011	(12,745.62)
40121000	Com Sales Billed	JE	30985832	12/15/2011	(54,258.74)
40121000	Com Sales Billed	JE	30985832	12/15/2011	(43.14)
40131000	Ind Sales Billed	JE	30985832	12/15/2011	(4,652.48)
40145000	Priv Fire Billed	JE	30985832	12/15/2011	(3,025.75)
40151000	Publ Auth Billed	JE	30985832	12/15/2011	(5,277.55)
40310400	OthRev-NSF Ck Chrg	JE	30985832	12/15/2011	(96.00)
40310500	OthRev-Appl/InitFee	JE	30985832	12/15/2011	(1,716.00)
40310500	OthRev-Appl/InitFee	JE	30985832	12/15/2011	(78.00)
40310500	OthRev-Appl/InitFee	JE	30985832	12/15/2011	(26.00)
40310700	OthRev-Reconnct Fee	JE	30985832	12/15/2011	(1,872.00)
40310700	OthRev-Reconnct Fee	JE	30985832	12/15/2011	(52.00)
50451000	Employee Awards	CC	7820	12/15/2011	140.24
50451000	Employee Awards	CC	7820	12/15/2011	642.80
50451000	Employee Awards	CC	7820	12/15/2011	5.30
50451000	Employee Awards	CC	7820	12/15/2011	45.53
50451000	Employee Awards	CC	7820	12/15/2011	50.00
50451000	Employee Awards	CC	7820	12/15/2011	1,824.00
51010000	Purchased Water	PV	42977123	12/15/2011	1,335.90
52001300	M&S Oper WT	CC	7820	12/15/2011	21.66
52001300	M&S Oper WT	CC	7820	12/15/2011	8.00
52001300	M&S Oper WT	CC	7820	12/15/2011	20.01
52001300	M&S Oper WT	CC	7820	12/15/2011	21.65
52001300	M&S Oper WT	CC	7820	12/15/2011	259.22
52001300	M&S Oper WT	CC	7820	12/15/2011	95.37
52001300	M&S Oper WT	CC	7820	12/15/2011	269.03
52001300	M&S Oper WT	CC	7820	12/15/2011	8.40
52001300	M&S Oper WT	CC	7820	12/15/2011	48.80
52001300	M&S Oper WT	CC	7820	12/15/2011	158.50
52001300	M&S Oper WT	CC	7820	12/15/2011	21.66
52001300	M&S Oper WT	CC	7820	12/15/2011	8.40
52001300	M&S Oper WT	CC	7820	12/15/2011	142.54
52001400	M&S Oper TD	CC	7820	12/15/2011	4.24
52001400	M&S Oper TD	CC	7820	12/15/2011	385.03
52001400	M&S Oper TD	CC	7820	12/15/2011	18.31
52001400	M&S Oper TD	CC	7820	12/15/2011	955.46
52001400	M&S Oper TD	CC	7820	12/15/2011	315.88

Kentucky American Water Company  
Case No. 2012-00520  
Response to PSC DR1, Item 31

Account	Description	Doc Type	Document Number	Posting Date	Amount
52001400	M&S Oper TD	CC	7820	12/15/2011	8.98
52001400	M&S Oper TD	CC	7820	12/15/2011	16.94
52001400	M&S Oper TD	CC	7820	12/15/2011	106.00
52001400	M&S Oper TD	CC	7820	12/15/2011	106.56
52001400	M&S Oper TD	CC	7820	12/15/2011	1,417.80
52001400	M&S Oper TD	CC	7820	12/15/2011	261.06
52001400	M&S Oper TD	CC	7820	12/15/2011	49.82
52001400	M&S Oper TD	CC	7820	12/15/2011	15.29
52001400	M&S Oper TD	CC	7820	12/15/2011	9.81
52001400	M&S Oper TD	CC	7820	12/15/2011	261.29
52001400	M&S Oper TD	CC	7820	12/15/2011	4.20
52001400	M&S Oper TD	CC	7820	12/15/2011	7.20
52001400	M&S Oper TD	CC	7820	12/15/2011	3,404.56
52001400	M&S Oper TD	CC	7820	12/15/2011	4.22
52001400	M&S Oper TD	CC	7820	12/15/2011	14.82
52001400	M&S Oper TD	CC	7820	12/15/2011	4.20
52001400	M&S Oper TD	CC	7820	12/15/2011	63.74
52001400	M&S Oper TD	CC	7820	12/15/2011	209.88
52001400	M&S Oper TD	CC	7820	12/15/2011	31.52
52001400	M&S Oper TD	CC	7820	12/15/2011	155.32
52001600	M&S Oper AG	CC	7820	12/15/2011	1,302.78
52001600	M&S Oper AG	CC	7820	12/15/2011	326.52
52501300	Misc Oper WT	CC	7820	12/15/2011	97.62
52501300	Misc Oper WT	CC	7820	12/15/2011	66.10
52501300	Misc Oper WT	CC	7820	12/15/2011	11.46
52501300	Misc Oper WT	CC	7820	12/15/2011	16.86
52501300	Misc Oper WT	CC	7820	12/15/2011	270.27
52501300	Misc Oper WT	CC	7820	12/15/2011	263.45
52501300	Misc Oper WT	CC	7820	12/15/2011	55.59
52501300	Misc Oper WT	CC	7820	12/15/2011	19.99
52501300	Misc Oper WT	CC	7820	12/15/2011	533.67
52501300	Misc Oper WT	CC	7820	12/15/2011	11.74
52501300	Misc Oper WT	CC	7820	12/15/2011	118.16
52501300	Misc Oper WT	CC	7820	12/15/2011	23.35
52501300	Misc Oper WT	CC	7820	12/15/2011	52.98
52501300	Misc Oper WT	CC	7820	12/15/2011	26.30
52501300	Misc Oper WT	CC	7820	12/15/2011	109.13
52501300	Misc Oper WT	CC	7820	12/15/2011	146.49
52501300	Misc Oper WT	CC	7820	12/15/2011	219.66
52501300	Misc Oper WT	CC	7820	12/15/2011	104.85
52501300	Misc Oper WT	CC	7820	12/15/2011	32.01
52501300	Misc Oper WT	CC	7820	12/15/2011	34.19
52501300	Misc Oper WT	CC	7820	12/15/2011	132.93
52501300	Misc Oper WT	CC	7820	12/15/2011	53.67
52501300	Misc Oper WT	CC	7820	12/15/2011	287.57
52501300	Misc Oper WT	CC	7820	12/15/2011	22.51
52501300	Misc Oper WT	CC	7820	12/15/2011	33.89
52501400	Misc Oper TD	CC	7820	12/15/2011	111.30
52501400	Misc Oper TD	CC	7820	12/15/2011	111.30
52501400	Misc Oper TD	CC	7820	12/15/2011	94.44
52501400	Misc Oper TD	CC	7820	12/15/2011	111.30
52501400	Misc Oper TD	CC	7820	12/15/2011	89.05
52501400	Misc Oper TD	CC	7820	12/15/2011	22.25
52501400	Misc Oper TD	CC	7820	12/15/2011	79.49
52501400	Misc Oper TD	CC	7820	12/15/2011	95.39
52501600	Misc Oper AG	CC	7820	12/15/2011	200.00
52501600	Misc Oper AG	CC	7820	12/15/2011	6.36
52501600	Misc Oper AG	CC	7820	12/15/2011	53.00
52501600	Misc Oper AG	PV	42976694	12/15/2011	401.40
52522000	Community Relations	ST	30985716	12/15/2011	90.11
52522000	Community Relations	CC	7820	12/15/2011	40.00
52522000	Community Relations	PS	42976305	12/15/2011	4,730.46
52524000	Co Dues/Mmbrshp Ded	CC	7820	12/15/2011	275.00
52534000	Employee Expenses	CC	7820	12/15/2011	226.20
52534000	Employee Expenses	CC	7820	12/15/2011	221.12
52534000	Employee Expenses	CC	7820	12/15/2011	50.00
52534000	Employee Expenses	CC	7820	12/15/2011	25.00
52534000	Employee Expenses	CC	7820	12/15/2011	111.90
52534000	Employee Expenses	CC	7820	12/15/2011	149.71
52534000	Employee Expenses	CC	7820	12/15/2011	176.28
52534000	Employee Expenses	CC	7820	12/15/2011	429.60
52534000	Employee Expenses	CC	7820	12/15/2011	695.49
52534000	Employee Expenses	CC	7820	12/15/2011	5.00
52534000	Employee Expenses	CC	7820	12/15/2011	572.80
52534000	Employee Expenses	CC	7820	12/15/2011	52.00
52534000	Employee Expenses	CC	7820	12/15/2011	126.64
52534000	Employee Expenses	CC	7820	12/15/2011	28.82

Kentucky American Water Company  
Case No. 2012-00520  
Response to PSC DR1, Item 31

Account	Description	Doc Type	Document Number	Posting Date	Amount
52534000	Employee Expenses	CC	7820	12/15/2011	8.03
52534000	Employee Expenses	CC	7820	12/15/2011	381.40
52534000	Employee Expenses	CC	7820	12/15/2011	199.72
52534000	Employee Expenses	CC	7820	12/15/2011	65.00
52534000	Employee Expenses	CC	7820	12/15/2011	132.80
52534000	Employee Expenses	CC	7820	12/15/2011	57.38
52534000	Employee Expenses	CC	7820	12/15/2011	259.20
52534000	Employee Expenses	CC	7820	12/15/2011	104.86
52534000	Employee Expenses	CC	7820	12/15/2011	238.83
52534000	Employee Expenses	CC	7820	12/15/2011	20.01
52534000	Employee Expenses	CC	7820	12/15/2011	10.00
52534000	Employee Expenses	CC	7820	12/15/2011	52.00
52534200	Conferences & Reg	CC	7820	12/15/2011	(190.00)
52535000	Meals Deductible	CC	7820	12/15/2011	8.23
52535000	Meals Deductible	CC	7820	12/15/2011	17.70
52535000	Meals Deductible	CC	7820	12/15/2011	10.18
52535000	Meals Deductible	CC	7820	12/15/2011	12.72
52535000	Meals Deductible	CC	7820	12/15/2011	13.00
52535000	Meals Deductible	CC	7820	12/15/2011	20.70
52535000	Meals Deductible	CC	7820	12/15/2011	9.09
52535000	Meals Deductible	CC	7820	12/15/2011	10.04
52535000	Meals Deductible	CC	7820	12/15/2011	27.00
52535000	Meals Deductible	CC	7820	12/15/2011	19.24
52535000	Meals Deductible	CC	7820	12/15/2011	26.99
52535000	Meals Deductible	CC	7820	12/15/2011	28.66
52535000	Meals Deductible	CC	7820	12/15/2011	14.05
52535000	Meals Deductible	CC	7820	12/15/2011	31.77
52535000	Meals Deductible	CC	7820	12/15/2011	8.46
52535000	Meals Deductible	CC	7820	12/15/2011	8.44
52535000	Meals Deductible	CC	7820	12/15/2011	17.86
52535000	Meals Deductible	CC	7820	12/15/2011	6.61
52535000	Meals Deductible	CC	7820	12/15/2011	180.47
52535000	Meals Deductible	CC	7820	12/15/2011	11.63
52535000	Meals Deductible	CC	7820	12/15/2011	7.73
52535000	Meals Deductible	CC	7820	12/15/2011	32.67
52535000	Meals Deductible	CC	7820	12/15/2011	32.67
52535000	Meals Deductible	CC	7820	12/15/2011	43.95
52535000	Meals Deductible	CC	7820	12/15/2011	7.50
52535000	Meals Deductible	CC	7820	12/15/2011	7.41
52535000	Meals Deductible	CC	7820	12/15/2011	320.63
52535000	Meals Deductible	CC	7820	12/15/2011	20.00
52535000	Meals Deductible	CC	7820	12/15/2011	13.27
52535000	Meals Deductible	CC	7820	12/15/2011	39.90
52535000	Meals Deductible	CC	7820	12/15/2011	7.63
52535000	Meals Deductible	CC	7820	12/15/2011	8.72
52535000	Meals Deductible	CC	7820	12/15/2011	9.00
52535000	Meals Deductible	CC	7820	12/15/2011	9.21
52535000	Meals Deductible	CC	7820	12/15/2011	37.81
52535000	Meals Deductible	CC	7820	12/15/2011	20.60
52535000	Meals Deductible	CC	7820	12/15/2011	18.27
52535000	Meals Deductible	CC	7820	12/15/2011	46.93
52535000	Meals Deductible	CC	7820	12/15/2011	94.97
52535000	Meals Deductible	CC	7820	12/15/2011	88.63
52535000	Meals Deductible	CC	7820	12/15/2011	8.80
52535000	Meals Deductible	CC	7820	12/15/2011	9.51
52535000	Meals Deductible	CC	7820	12/15/2011	46.21
52535000	Meals Deductible	CC	7820	12/15/2011	226.19
52535000	Meals Deductible	CC	7820	12/15/2011	11.84
52535000	Meals Deductible	CC	7820	12/15/2011	157.15
52535000	Meals Deductible	CC	7820	12/15/2011	74.07
52535000	Meals Deductible	CC	7820	12/15/2011	8.65
52535000	Meals Deductible	CC	7820	12/15/2011	10.00
52535000	Meals Deductible	CC	7820	12/15/2011	50.00
52535000	Meals Deductible	CC	7820	12/15/2011	293.72
52535000	Meals Deductible	CC	7820	12/15/2011	51.17
52535000	Meals Deductible	CC	7820	12/15/2011	8.79
52535000	Meals Deductible	CC	7820	12/15/2011	11.53
52535000	Meals Deductible	CC	7820	12/15/2011	18.52
52535000	Meals Deductible	CC	7820	12/15/2011	47.42
52535000	Meals Deductible	CC	7820	12/15/2011	87.83
52535000	Meals Deductible	CC	7820	12/15/2011	19.34
52535000	Meals Deductible	CC	7820	12/15/2011	94.42
52535000	Meals Deductible	CC	7820	12/15/2011	94.42
52535000	Meals Deductible	CC	7820	12/15/2011	26.79
52535000	Meals Deductible	CC	7820	12/15/2011	37.56
52535000	Meals Deductible	CC	7820	12/15/2011	60.10
52535000	Meals Deductible	CC	7820	12/15/2011	15.55

Kentucky American Water Company  
Case No. 2012-00520  
Response to PSC DR1, Item 31

Account	Description	Doc Type	Document Number	Posting Date	Amount
52535000	Meals Deductible	CC	7820	12/15/2011	17.89
52535000	Meals Deductible	CC	7820	12/15/2011	8.62
52535000	Meals Deductible	CC	7820	12/15/2011	5.09
52535000	Meals Deductible	CC	7820	12/15/2011	11.08
52535000	Meals Deductible	CC	7820	12/15/2011	155.10
52535000	Meals Deductible	CC	7820	12/15/2011	4.76
52535000	Meals Deductible	CC	7820	12/15/2011	9.76
52535000	Meals Deductible	CC	7820	12/15/2011	6.13
52535000	Meals Deductible	CC	7820	12/15/2011	191.20
52535000	Meals Deductible	CC	7820	12/15/2011	52.23
52535000	Meals Deductible	CC	7820	12/15/2011	5.30
52550013	Janitorial WT	CC	7820	12/15/2011	354.17
52554500	Lab Supplies	CC	7820	12/15/2011	307.85
52554500	Lab Supplies	CC	7820	12/15/2011	10.56
52554500	Lab Supplies	CC	7820	12/15/2011	796.56
52554500	Lab Supplies	CC	7820	12/15/2011	210.43
52554500	Lab Supplies	CC	7820	12/15/2011	1,109.75
52554500	Lab Supplies	CC	7820	12/15/2011	60.91
52554500	Lab Supplies	CC	7820	12/15/2011	252.94
52554500	Lab Supplies	CC	7820	12/15/2011	254.35
52554500	Lab Supplies	PV	42977464	12/15/2011	2,786.90
52554500	Lab Supplies	PV	42977466	12/15/2011	984.35
52554500	Lab Supplies	PV	42977468	12/15/2011	3,411.03
52554500	Lab Supplies	PV	42977471	12/15/2011	1,924.00
52554500	Lab Supplies	PV	42977473	12/15/2011	2,330.00
52562013	Off&Adm Supplies WT	CC	7820	12/15/2011	197.14
52562013	Off&Adm Supplies WT	CC	7820	12/15/2011	4.29
52562013	Off&Adm Supplies WT	CC	7820	12/15/2011	519.23
52562013	Off&Adm Supplies WT	CC	7820	12/15/2011	107.89
52562013	Off&Adm Supplies WT	CC	7820	12/15/2011	7.62
52562013	Off&Adm Supplies WT	CC	7820	12/15/2011	519.12
52562013	Off&Adm Supplies WT	CC	7820	12/15/2011	41.84
52562013	Off&Adm Supplies WT	CC	7820	12/15/2011	211.60
52562013	Off&Adm Supplies WT	CC	7820	12/15/2011	1,170.59
52562014	Off&Adm Supplies TD	CC	7820	12/15/2011	19.91
52562014	Off&Adm Supplies TD	CC	7820	12/15/2011	(159.67)
52562016	Off&Adm Supplies AG	CC	7820	12/15/2011	116.46
52562016	Off&Adm Supplies AG	CC	7820	12/15/2011	69.64
52562016	Off&Adm Supplies AG	CC	7820	12/15/2011	22.25
52562016	Off&Adm Supplies AG	CC	7820	12/15/2011	109.76
52562516	Overnight Shippng AG	CC	7820	12/15/2011	7.41
52567000	Relocation Expenses	PV	42977481	12/15/2011	26.75
52567000	Relocation Expenses	PV	42977483	12/15/2011	109.48
52574116	Cell Phone AG	CC	7820	12/15/2011	52.97
52574116	Cell Phone AG	CC	7820	12/15/2011	19.03
52574116	Cell Phone AG	CC	7820	12/15/2011	52.99
52574116	Cell Phone AG	CC	7820	12/15/2011	13.77
52574116	Cell Phone AG	CC	7820	12/15/2011	(52.99)
52574116	Cell Phone AG	CC	7820	12/15/2011	31.79
52579000	Trustee Fees	CC	7831	12/15/2011	200.00
52579000	Trustee Fees	CC	7831	12/15/2011	200.00
52579000	Trustee Fees	CC	7831	12/15/2011	200.00
52582013	Uniforms WT	CC	7820	12/15/2011	511.25
52582013	Uniforms WT	CC	7820	12/15/2011	36.60
52582013	Uniforms WT	CC	7820	12/15/2011	129.32
52582013	Uniforms WT	CC	7820	12/15/2011	69.96
52582013	Uniforms WT	CC	7820	12/15/2011	72.98
52582013	Uniforms WT	CC	7820	12/15/2011	126.77
52582013	Uniforms WT	CC	7820	12/15/2011	43.76
52582013	Uniforms WT	CC	7820	12/15/2011	114.03
52582013	Uniforms WT	CC	7820	12/15/2011	56.92
52582013	Uniforms WT	CC	7820	12/15/2011	4.73
52582013	Uniforms WT	CC	7820	12/15/2011	24.93
52582013	Uniforms WT	CC	7820	12/15/2011	43.36
52582013	Uniforms WT	CC	7820	12/15/2011	88.24
52582013	Uniforms WT	CC	7820	12/15/2011	56.92
52582013	Uniforms WT	CC	7820	12/15/2011	44.00
52582013	Uniforms WT	CC	7820	12/15/2011	43.36
52582013	Uniforms WT	CC	7820	12/15/2011	4.73
52582013	Uniforms WT	CC	7820	12/15/2011	26.93
52582014	Uniforms TD	CC	7820	12/15/2011	348.40
52582014	Uniforms TD	CC	7820	12/15/2011	36.79
52582014	Uniforms TD	CC	7820	12/15/2011	44.79
52582014	Uniforms TD	CC	7820	12/15/2011	295.80
52582014	Uniforms TD	CC	7820	12/15/2011	177.60
52582014	Uniforms TD	CC	7820	12/15/2011	104.25
52582014	Uniforms TD	CC	7820	12/15/2011	16.09

Kentucky American Water Company  
Case No. 2012-00520  
Response to PSC DR1, Item 31

Account	Description	Doc Type	Document Number	Posting Date	Amount
52582014	Uniforms TD	CC	7820	12/15/2011	96.45
52582014	Uniforms TD	CC	7820	12/15/2011	256.06
52582014	Uniforms TD	CC	7820	12/15/2011	34.89
52582014	Uniforms TD	CC	7820	12/15/2011	25.23
52582014	Uniforms TD	CC	7820	12/15/2011	37.03
52582014	Uniforms TD	CC	7820	12/15/2011	188.84
52585000	Discounts Available	PN	7642	12/15/2011	(15.65)
52585000	Discounts Available	PK	62064522	12/15/2011	(1.82)
52585000	Discounts Available	PK	62064522	12/15/2011	(3.21)
52585000	Discounts Available	PK	62064522	12/15/2011	(3.69)
52585000	Discounts Available	PK	62064522	12/15/2011	(14.03)
52585000	Discounts Available	PK	62064522	12/15/2011	(56.37)
52585000	Discounts Available	PK	62064522	12/15/2011	(7.05)
52585000	Discounts Available	PK	62064522	12/15/2011	(22.76)
53150016	Contr Svc-Other AG	CC	7820	12/15/2011	74.27
53150016	Contr Svc-Other AG	CC	7820	12/15/2011	635.94
53150016	Contr Svc-Other AG	PV	42977475	12/15/2011	120.00
53152000	Contr Svc-Lab Testng	CC	7820	12/15/2011	867.00
53152000	Contr Svc-Lab Testng	CC	7820	12/15/2011	1,398.00
53152000	Contr Svc-Lab Testng	CC	7820	12/15/2011	70.00
53152000	Contr Svc-Lab Testng	CC	7820	12/15/2011	95.00
53152000	Contr Svc-Lab Testng	CC	7820	12/15/2011	101.00
53152000	Contr Svc-Lab Testng	CC	7820	12/15/2011	1,130.00
53155000	Contr Svc-Legal	PV	42977485	12/15/2011	330.00
55000016	Trans Oper AG	CC	7820	12/15/2011	8.94
55000016	Trans Oper AG	CC	7820	12/15/2011	13.99
55000016	Trans Oper AG	CC	7820	12/15/2011	51.10
55000016	Trans Oper AG	CC	7820	12/15/2011	13.99
55000016	Trans Oper AG	CC	7820	12/15/2011	13.99
55000016	Trans Oper AG	CC	7820	12/15/2011	6.00
55000016	Trans Oper AG	CC	7820	12/15/2011	15.05
55000016	Trans Oper AG	CC	7820	12/15/2011	13.99
55000016	Trans Oper AG	CC	7820	12/15/2011	13.99
55000016	Trans Oper AG	CC	7820	12/15/2011	11.16
55000016	Trans Oper AG	CC	7820	12/15/2011	5.29
55000016	Trans Oper AG	CC	7820	12/15/2011	13.99
55000016	Trans Oper AG	PV	42977469	12/15/2011	22.50
57010015	Uncoll Accts Exp CA	JE	30985832	12/15/2011	(188.98)
62002100	M&S Maint SS	CC	7820	12/15/2011	96.88
62002100	M&S Maint SS	CC	7820	12/15/2011	647.06
62002300	M&S Maint WT	CC	7820	12/15/2011	154.57
62002300	M&S Maint WT	CC	7820	12/15/2011	11.52
62002300	M&S Maint WT	CC	7820	12/15/2011	301.04
62002300	M&S Maint WT	CC	7820	12/15/2011	88.39
62002300	M&S Maint WT	CC	7820	12/15/2011	785.14
62002300	M&S Maint WT	CC	7820	12/15/2011	33.15
62002300	M&S Maint WT	CC	7820	12/15/2011	133.64
62002300	M&S Maint WT	CC	7820	12/15/2011	142.06
62002300	M&S Maint WT	CC	7820	12/15/2011	82.50
62002300	M&S Maint WT	CC	7820	12/15/2011	337.73
62002300	M&S Maint WT	CC	7820	12/15/2011	55.84
62002300	M&S Maint WT	CC	7820	12/15/2011	451.62
62002300	M&S Maint WT	CC	7820	12/15/2011	283.69
62002300	M&S Maint WT	CC	7820	12/15/2011	58.26
62002300	M&S Maint WT	CC	7820	12/15/2011	245.00
62002300	M&S Maint WT	CC	7820	12/15/2011	58.19
62002300	M&S Maint WT	CC	7820	12/15/2011	66.99
62002300	M&S Maint WT	CC	7820	12/15/2011	115.54
62002300	M&S Maint WT	CC	7820	12/15/2011	648.72
62002300	M&S Maint WT	CC	7820	12/15/2011	765.55
62002300	M&S Maint WT	CC	7820	12/15/2011	177.69
62002300	M&S Maint WT	CC	7820	12/15/2011	20.09
62002300	M&S Maint WT	CC	7820	12/15/2011	77.32
62002300	M&S Maint WT	CC	7820	12/15/2011	92.18
62002300	M&S Maint WT	CC	7820	12/15/2011	87.49
62002300	M&S Maint WT	CC	7820	12/15/2011	39.42
62002300	M&S Maint WT	CC	7820	12/15/2011	81.13
62002300	M&S Maint WT	PV	42977125	12/15/2011	2,058.83
62002300	M&S Maint WT	PV	42977463	12/15/2011	52.36
62002400	M&S Maint TD	CC	7820	12/15/2011	377.68
62002400	M&S Maint TD	CC	7820	12/15/2011	14.69
62002400	M&S Maint TD	IR	704593	12/15/2011	(8.33)
62002400	M&S Maint TD	IR	704593	12/15/2011	(23.61)
62002400	M&S Maint TD	IR	704593	12/15/2011	(14.95)
62002400	M&S Maint TD	IR	704593	12/15/2011	(8.15)
62002400	M&S Maint TD	IR	704593	12/15/2011	(58.06)
62002400	M&S Maint TD	IR	704593	12/15/2011	(24.01)

Kentucky American Water Company  
Case No. 2012-00520  
Response to PSC DR1, Item 31

Account	Description	Doc Type	Document Number	Posting Date	Amount
62002400	M&S Maint TD	IR	704593	12/15/2011	(56.53)
62002400	M&S Maint TD	IR	704593	12/15/2011	(3.07)
63150026	Contr Svc-Maint AG	CC	7820	12/15/2011	121.43
63150026	Contr Svc-Maint AG	CC	7820	12/15/2011	118.18
63150026	Contr Svc-Maint AG	PV	42977461	12/15/2011	449.00
63150026	Contr Svc-Maint AG	PV	42977476	12/15/2011	215.00
63150026	Contr Svc-Maint AG	PV	42977477	12/15/2011	1,135.83
71521000	M&J Expenses	II	704384	12/15/2011	8.33
71521000	M&J Expenses	II	704384	12/15/2011	23.61
71521000	M&J Expenses	II	704384	12/15/2011	14.95
71521000	M&J Expenses	II	704384	12/15/2011	8.15
71521000	M&J Expenses	II	704384	12/15/2011	58.06
71521000	M&J Expenses	II	704384	12/15/2011	24.01
71521000	M&J Expenses	II	704438	12/15/2011	56.53
71521000	M&J Expenses	II	704438	12/15/2011	3.07
75840000	Lobbying Expenses	ST	30985716	12/15/2011	149.94
40111000	Res Sales Billed	JE	30985898	12/16/2011	(69,289.83)
40111000	Res Sales Billed	JE	30985898	12/16/2011	14.96
40121000	Com Sales Billed	JE	30985898	12/16/2011	(38,695.63)
40141000	Publ Fire Billed	JE	30985898	12/16/2011	(324.17)
40145000	Priv Fire Billed	JE	30985898	12/16/2011	(2,528.28)
40151000	Publ Auth Billed	JE	30985898	12/16/2011	(16,003.39)
40189900	Other Water Revenue	PS	42977957	12/16/2011	(1,190.41)
40189900	Other Water Revenue	PS	42977957	12/16/2011	0.03
40189900	Other Water Revenue	PS	42977959	12/16/2011	0.02
40310400	OthRev-NSF Ck Chrg	JE	30985898	12/16/2011	(168.00)
40310500	OthRev-Appl/InitFee	JE	30985898	12/16/2011	(338.00)
40310500	OthRev-Appl/InitFee	JE	30985898	12/16/2011	(52.00)
40310700	OthRev-Reconct Fee	JE	30985898	12/16/2011	(1,118.00)
50426000	Retiree Medical Exp	JE	30986547	12/16/2011	124.79
50450016	Other Welfare AG	T1	45045	12/16/2011	(48.00)
50451000	Employee Awards	PV	42978448	12/16/2011	871.09
50451000	Employee Awards	PV	42978451	12/16/2011	151.20
50510100	PBOP Cap Credits	T1	45045	12/16/2011	(27,171.95)
50550000	Group Insur Expense	T1	45045	12/16/2011	(14,252.66)
50550100	Group Ins Cap Creds	T1	45045	12/16/2011	(66,635.28)
50610100	Pension Cap Credits	T1	45045	12/16/2011	(43,124.46)
51510013	Purchased Power WT	PS	42977957	12/16/2011	6,380.62
51510013	Purchased Power WT	PS	42977957	12/16/2011	870.08
51510013	Purchased Power WT	PS	42977959	12/16/2011	3,190.31
51510013	Purchased Power WT	PS	42977959	12/16/2011	435.04
51510014	Purchased Power TD	EE	4451399	12/16/2011	24.33
51510014	Purchased Power TD	EE	4451399	12/16/2011	1.24
52001400	M&S Oper TD	PV	42978280	12/16/2011	195.35
52501400	Misc Oper TD	PV	42978294	12/16/2011	331.38
52520000	Collection Agencies	PV	42978343	12/16/2011	7,494.48
52527000	Directors Fees	PS	42977970	12/16/2011	2,500.00
52527000	Directors Fees	PS	42977971	12/16/2011	2,500.00
52527000	Directors Fees	PS	42977972	12/16/2011	2,500.00
52532014	Electricity TD	EE	4451407	12/16/2011	90.54
52532014	Electricity TD	EE	4451407	12/16/2011	11.20
52532014	Electricity TD	EE	4451407	12/16/2011	0.00
52532014	Electricity TD	EE	4451407	12/16/2011	0.00
52532014	Electricity TD	EE	4451407	12/16/2011	0.00
52532014	Electricity TD	EE	4451410	12/16/2011	18.14
52532014	Electricity TD	EE	4451410	12/16/2011	2.20
52550013	Janitorial WT	PV	42978299	12/16/2011	575.00
52550013	Janitorial WT	PV	42978299	12/16/2011	1,112.50
52550013	Janitorial WT	PV	42978299	12/16/2011	262.50
52562016	Off&Adm Supplies AG	PV	42978282	12/16/2011	130.33
52562016	Off&Adm Supplies AG	PV	42978285	12/16/2011	114.65
52578011	Trash Removal SS	PV	42978311	12/16/2011	244.20
52578016	Trash Removal AG	PV	42978328	12/16/2011	61.97
52578016	Trash Removal AG	PV	42978327	12/16/2011	93.31
52578016	Trash Removal AG	PV	42978342	12/16/2011	262.92
52579000	Trustee Fees	PV	42978284	12/16/2011	274.64
52579000	Trustee Fees	PV	42978284	12/16/2011	274.64
52579000	Trustee Fees	PV	42978284	12/16/2011	274.64
52585000	Discounts Available	PN	7651	12/16/2011	(54.73)
52585000	Discounts Available	PN	7651	12/16/2011	(3.80)
52585000	Discounts Available	PK	62064560	12/16/2011	(79.15)
53150013	Contr Svc-Other WT	PV	42978299	12/16/2011	3,420.00
53150013	Contr Svc-Other WT	PV	42978299	12/16/2011	5,310.00
53150013	Contr Svc-Other WT	PV	42978299	12/16/2011	390.00
53150013	Contr Svc-Other WT	PV	42978314	12/16/2011	396.85
53150013	Contr Svc-Other WT	PV	42978317	12/16/2011	73.86
53150014	Contr Svc-Other TD	PV	42978272	12/16/2011	347.60

Kentucky American Water Company  
Case No. 2012-00520  
Response to PSC DR1, Item 31

Account	Description	Doc Type	Document Number	Posting Date	Amount
53150014	Contr Svc-Other TD	PV	42978299	12/16/2011	180.00
53150016	Contr Svc-Other AG	PV	42978299	12/16/2011	300.00
53150016	Contr Svc-Other AG	PV	42978332	12/16/2011	120.00
53150016	Contr Svc-Other AG	PV	42978334	12/16/2011	168.00
55000100	Trans Cap Credits	T1	45045	12/16/2011	(372.98)
55000100	Trans Cap Credits	T1	45045	12/16/2011	(529.86)
55000100	Trans Cap Credits	T1	45045	12/16/2011	(37.38)
55000100	Trans Cap Credits	T1	45045	12/16/2011	(52.00)
55000100	Trans Cap Credits	T1	45045	12/16/2011	(95.48)
55000100	Trans Cap Credits	T1	45045	12/16/2011	(82.65)
55000100	Trans Cap Credits	T1	45045	12/16/2011	(1,207.67)
55000100	Trans Cap Credits	T1	45045	12/16/2011	(2,552.05)
55000100	Trans Cap Credits	T1	45045	12/16/2011	(255.79)
55000100	Trans Cap Credits	T1	45045	12/16/2011	(318.07)
55000100	Trans Cap Credits	T1	45045	12/16/2011	(194.75)
55000100	Trans Cap Credits	T1	45045	12/16/2011	(103.62)
55000100	Trans Cap Credits	T1	45045	12/16/2011	(127.53)
55000100	Trans Cap Credits	T1	45045	12/16/2011	(37.56)
55010100	Trans Lease Costs	PV	42978214	12/16/2011	172.93
55010400	Trans Emp Reimb Co	T1	45045	12/16/2011	(47.17)
55010400	Trans Emp Reimb Co	T1	45045	12/16/2011	(178.62)
55720100	Ins W/C Cap Credits	T1	45045	12/16/2011	(6,298.90)
57010015	Uncoll Accts Exp CA	JE	30985898	12/16/2011	(355.89)
62002300	M&S Maint WT	PV	42978318	12/16/2011	63.83
62002300	M&S Maint WT	PV	42978326	12/16/2011	75.58
62002300	M&S Maint WT	PV	42978326	12/16/2011	75.59
62002300	M&S Maint WT	PV	42978340	12/16/2011	2,581.87
62002400	M&S Maint TD	PV	42978245	12/16/2011	159.00
62002400	M&S Maint TD	PV	42978258	12/16/2011	370.47
62002400	M&S Maint TD	PV	42978258	12/16/2011	370.47
62502600	Misc Maint AG	PV	42978294	12/16/2011	123.38
62520700	Misc Main Pvg/Bckfil	PV	42978288	12/16/2011	4,722.70
62520700	Misc Main Pvg/Bckfil	PV	42978291	12/16/2011	82.80
71521000	M&J Expenses	PV	42978288	12/16/2011	1,754.80
75820000	Othr Income Deductns	PS	42977960	12/16/2011	945.00
75820000	Othr Income Deductns	PS	42977961	12/16/2011	494.20
75820000	Othr Income Deductns	PS	42977962	12/16/2011	500.00
75820000	Othr Income Deductns	PS	42977963	12/16/2011	500.00
75820000	Othr Income Deductns	PS	42977964	12/16/2011	1,080.00
75820000	Othr Income Deductns	PS	42977965	12/16/2011	500.00
75820000	Othr Income Deductns	PS	42977966	12/16/2011	500.00
75820000	Othr Income Deductns	PS	42977967	12/16/2011	500.00
75820000	Othr Income Deductns	PS	42977968	12/16/2011	500.00
75820000	Othr Income Deductns	PS	42977969	12/16/2011	500.00
52554500	Lab Supplies	ST	30985877	12/17/2011	59.06
52554500	Lab Supplies	ST	30985877	12/17/2011	115.44
52554500	Lab Supplies	ST	30985877	12/17/2011	139.80
55000016	Trans Oper AG	ST	30985877	12/17/2011	1.35
71511000	M&J Revenues	RI	10173453	12/18/2011	(5,574.03)
71511000	M&J Revenues	RI	10173454	12/18/2011	(596.01)
71511000	M&J Revenues	RI	10173455	12/18/2011	(1,077.68)
40111000	Res Sales Billed	JE	30986024	12/19/2011	(86,302.07)
40111000	Res Sales Billed	JE	30986024	12/19/2011	2,603.82
40121000	Com Sales Billed	JE	30986024	12/19/2011	(102,001.87)
40131000	Ind Sales Billed	JE	30986024	12/19/2011	(167.59)
40145000	Priv Fire Billed	JE	30986024	12/19/2011	(13,324.83)
40151000	Publ Auth Billed	JE	30986024	12/19/2011	(3,726.17)
40310300	OthRev-CFO	RI	10173168	12/19/2011	(135,122.71)
40310300	OthRev-CFO	RI	10173169	12/19/2011	(178.54)
40310400	OthRev-NSF Ck Chrg	JE	30986024	12/19/2011	(324.00)
40310400	OthRev-NSF Ck Chrg	JE	30986024	12/19/2011	(12.00)
40310500	OthRev-Appl/InitFee	JE	30986024	12/19/2011	(1,768.00)
40310500	OthRev-Appl/InitFee	JE	30986024	12/19/2011	(26.00)
40310700	OthRev-Reconnct Fee	JE	30986024	12/19/2011	(1,326.00)
50452000	Emp Physical Exams	PV	42980851	12/19/2011	112.70
52001300	M&S Oper WT	PV	42980761	12/19/2011	340.00
52001400	M&S Oper TD	PV	42980841	12/19/2011	612.23
52001600	M&S Oper AG	PV	42980742	12/19/2011	63.05
52501600	Misc Oper AG	PV	42980635	12/19/2011	98.28
52501600	Misc Oper AG	PV	42980675	12/19/2011	118.72
52501600	Misc Oper AG	PV	42980689	12/19/2011	2,120.97
52514905	Cust Edu Comm-Printd	PV	42980693	12/19/2011	3,083.42
52527000	Directors Fees	PS	42979790	12/19/2011	2,500.00
52527000	Directors Fees	PS	42979791	12/19/2011	2,500.00
52527000	Directors Fees	PS	42979792	12/19/2011	2,500.00
52532014	Electricity TD	EE	4451631	12/19/2011	18.14
52532014	Electricity TD	EE	4451631	12/19/2011	1.66



Kentucky American Water Company  
Case No. 2012-00520  
Response to PSC DR1, Item 31

Account	Description	Doc Type	Document Number	Posting Date	Amount
52532014	Electricity TD	EE	4451631	12/19/2011	0.00
52532014	Electricity TD	EE	4451632	12/19/2011	1.66
52532014	Electricity TD	EE	4451632	12/19/2011	(45.75)
52532014	Electricity TD	EE	4451632	12/19/2011	55.42
52532014	Electricity TD	EE	4451632	12/19/2011	0.00
52554500	Lab Supplies	PV	42980723	12/19/2011	13,717.40
52554500	Lab Supplies	PV	42980723	12/19/2011	3,919.26
52554500	Lab Supplies	PV	42980723	12/19/2011	1,959.63
52562516	Overnight Shippng AG	PV	42980714	12/19/2011	92.34
52562516	Overnight Shippng AG	PV	42980717	12/19/2011	90.36
52562516	Overnight Shippng AG	PV	42980719	12/19/2011	104.10
52578011	Trash Removal SS	PV	42980720	12/19/2011	48.67
52578011	Trash Removal SS	PV	42980825	12/19/2011	152.50
52578014	Trash Removal TD	PV	42980720	12/19/2011	48.68
52578014	Trash Removal TD	PV	42980825	12/19/2011	152.50
52578016	Trash Removal AG	PV	42980626	12/19/2011	132.55
52585000	Discounts Available	PX	4551	12/19/2011	(4.96)
53150013	Contr Svc-Other WT	PV	42980819	12/19/2011	448.00
53150014	Contr Svc-Other TD	PV	42980727	12/19/2011	58.88
53150016	Contr Svc-Other AG	PV	42980746	12/19/2011	96.00
57010015	Uncoll Accts Exp CA	JE	30986024	12/19/2011	(304.86)
62002300	M&S Maint WT	PV	42980812	12/19/2011	752.34
62002400	M&S Maint TD	PV	42980816	12/19/2011	184.00
62502300	Misc Maint WT	PV	42980784	12/19/2011	17.48
62502300	Misc Maint WT	PV	42980786	12/19/2011	465.81
63150026	Contr Svc-Maint AG	PV	42980740	12/19/2011	190.16
68255000	Amort-UPAA	JE	30985900	12/19/2011	0.06
68255000	Amort-UPAA	JE	30985900	12/19/2011	(0.11)
68255000	Amort-UPAA	JE	30985900	12/19/2011	(106.43)
75510000	Amort UPAA	JE	30985900	12/19/2011	(0.13)
40111000	Res Sales Billed	JE	30986137	12/20/2011	(177,249.39)
40111000	Res Sales Billed	JE	30986137	12/20/2011	(5.34)
40111000	Res Sales Billed	JE	30986137	12/20/2011	(16.97)
40111000	Res Sales Billed	JE	30986137	12/20/2011	(11,048.22)
40121000	Com Sales Billed	JE	30986137	12/20/2011	(58,543.84)
40121000	Com Sales Billed	JE	30986137	12/20/2011	(1,232.97)
40131000	Ind Sales Billed	JE	30986137	12/20/2011	(22.25)
40131000	Ind Sales Billed	JE	30986137	12/20/2011	(164.67)
40145000	Priv Fire Billed	JE	30986137	12/20/2011	(6,406.23)
40151000	Publ Auth Billed	JE	30986137	12/20/2011	(1,440.38)
40161000	Sls/Rsle Billed	JE	30986137	12/20/2011	(85.54)
40211000	Dom WW Svc Billed	JE	30986137	12/20/2011	(1,711.10)
40221000	Com WW Svc Billed	JE	30986137	12/20/2011	(354.01)
40231000	Ind WW Svc Billed	JE	30986137	12/20/2011	(41.50)
40310300	OthRev-CFO	PS	42981333	12/20/2011	(395.63)
40310300	OthRev-CFO	PS	42981334	12/20/2011	(200.00)
40310400	OthRev-NSF Ck Chrg	JE	30986137	12/20/2011	(84.00)
40310500	OthRev-Appl/InitFee	JE	30986137	12/20/2011	(884.00)
40310500	OthRev-Appl/InitFee	JE	30986137	12/20/2011	(988.00)
40310700	OthRev-Reconnct Fee	JE	30986137	12/20/2011	(1,638.00)
40310700	OthRev-Reconnct Fee	JE	30986137	12/20/2011	(130.00)
52501300	Misc Oper WT	PS	42981286	12/20/2011	1,350.00
52501300	Misc Oper WT	PS	42981287	12/20/2011	1,350.00
52501600	Misc Oper AG	PV	42981636	12/20/2011	(0.09)
52501600	Misc Oper AG	PV	42981636	12/20/2011	(0.01)
52532014	Electricity TD	EE	4451992	12/20/2011	0.47
52532014	Electricity TD	EE	4451992	12/20/2011	2.34
52532014	Electricity TD	EE	4451992	12/20/2011	8.52
52532014	Electricity TD	EE	4451992	12/20/2011	13.34
52532014	Electricity TD	EE	4451992	12/20/2011	0.00
52532014	Electricity TD	EE	4451992	12/20/2011	1.48
52532014	Electricity TD	EE	4452432	12/20/2011	0.47
52532014	Electricity TD	EE	4452432	12/20/2011	1.50
52532014	Electricity TD	EE	4452432	12/20/2011	14.04
52532014	Electricity TD	EE	4452432	12/20/2011	0.00
52532014	Electricity TD	EE	4452432	12/20/2011	0.96
52566016	Postage AG	PS	42968687	12/20/2011	(250.00)
52571500	Software Licenses	JE	99121102	12/20/2011	(3,241.64)
52571500	Software Licenses	JE	99121102	12/20/2011	(965.51)
52571500	Software Licenses	JE	99121102	12/20/2011	(194.50)
52571500	Software Licenses	JE	99121102	12/20/2011	(57.93)
52574016	Telephone AG	TC	30985957	12/20/2011	152.57
52574016	Telephone AG	TC	30985958	12/20/2011	254.90
52574016	Telephone AG	TC	30985959	12/20/2011	1,708.63
52574114	Cell Phone TD	TC	30985961	12/20/2011	180.08
52574116	Cell Phone AG	TC	30985961	12/20/2011	92.41
52574116	Cell Phone AG	TC	30985961	12/20/2011	45.07

Kentucky American Water Company  
Case No. 2012-00520  
Response to PSC DR1, Item 31

Account	Description	Doc Type	Document Number	Posting Date	Amount
52574116	Cell Phone AG	TC	30985961	12/20/2011	330.16
52585000	Discounts Available	PK	62064592	12/20/2011	(42.28)
52585000	Discounts Available	PK	62064592	12/20/2011	(2.81)
57010015	Uncoll Accts Exp CA	JE	30986137	12/20/2011	(199.75)
62002400	M&S Maint TD	II	705180	12/20/2011	48.24
62002400	M&S Maint TD	II	705182	12/20/2011	3.05
62002400	M&S Maint TD	II	705182	12/20/2011	27.61
62002400	M&S Maint TD	II	705186	12/20/2011	17.48
62002400	M&S Maint TD	II	705194	12/20/2011	35.34
62002400	M&S Maint TD	II	705195	12/20/2011	35.34
62002400	M&S Maint TD	II	705196	12/20/2011	3.05
62002400	M&S Maint TD	II	705196	12/20/2011	48.24
62002400	M&S Maint TD	II	705196	12/20/2011	6.60
40111000	Res Sales Billed	JE	30986401	12/21/2011	(341,752.53)
40121000	Com Sales Billed	JE	30986401	12/21/2011	(196,814.21)
40131000	Ind Sales Billed	JE	30986401	12/21/2011	(591.96)
40145000	Priv Fire Billed	JE	30986401	12/21/2011	(10,189.96)
40151000	Publ Auth Billed	JE	30986401	12/21/2011	(5,479.24)
40310400	OthRev-NSF Ck Chrg	JE	30986401	12/21/2011	(132.00)
40310500	OthRev-Appl/InitFee	JE	30986401	12/21/2011	(3,770.00)
40310500	OthRev-Appl/InitFee	JE	30986401	12/21/2011	(26.00)
40310700	OthRev-Reconnct Fee	JE	30986401	12/21/2011	26.00
40310700	OthRev-Reconnct Fee	JE	30986401	12/21/2011	(4,732.00)
50451000	Employee Awards	PV	42983115	12/21/2011	409.16
50451000	Employee Awards	PV	42983132	12/21/2011	126.47
50452000	Emp Physical Exams	PV	42983107	12/21/2011	140.00
50452000	Emp Physical Exams	PV	42983117	12/21/2011	35.00
50452000	Emp Physical Exams	PV	42983140	12/21/2011	50.00
50456000	Tuition Aid	PS	42983336	12/21/2011	300.00
51510012	Purchased Power P	EE	4453002	12/21/2011	29.71
51510012	Purchased Power P	EE	4453002	12/21/2011	819.54
51510012	Purchased Power P	EE	4453002	12/21/2011	0.00
51510012	Purchased Power P	EE	4453002	12/21/2011	77.96
52501600	Misc Oper AG	ST	30986108	12/21/2011	18.21
52501600	Misc Oper AG	PS	42983338	12/21/2011	136.77
52501600	Misc Oper AG	PV	42951534	12/21/2011	(165.00)
52524000	Co Dues/Mmbrshp Ded	PV	42984032	12/21/2011	6,385.30
52527000	Directors Fees	PS	42979790	12/21/2011	(2,500.00)
52527000	Directors Fees	PS	42979791	12/21/2011	(2,500.00)
52527000	Directors Fees	PS	42979792	12/21/2011	(2,500.00)
52532014	Electricity TD	EE	4453004	12/21/2011	52.24
52532014	Electricity TD	EE	4453004	12/21/2011	6.46
52542015	Forms CA	PV	42983915	12/21/2011	3,172.31
52542015	Forms CA	PV	42983944	12/21/2011	1,607.65
52554500	Lab Supplies	PV	42983081	12/21/2011	733.95
52554500	Lab Supplies	PV	42983088	12/21/2011	906.68
52554500	Lab Supplies	PV	42983094	12/21/2011	279.20
52554500	Lab Supplies	PV	42983097	12/21/2011	1,250.00
52585000	Discounts Available	PX	4596	12/21/2011	(228.15)
52585000	Discounts Available	PU	16887	12/21/2011	(30.33)
52585000	Discounts Available	PK	62064599	12/21/2011	(41.38)
53150016	Contr Svc-Other AG	PV	42983203	12/21/2011	14.00
53150016	Contr Svc-Other AG	PV	42983532	12/21/2011	120.75
54110014	Rents-Real Prop TD	PV	42981709	12/21/2011	100.00
55000016	Trans Oper AG	PS	42983339	12/21/2011	9.00
55010200	Trans Lease Fuel	PV	42983214	12/21/2011	159.69
55010200	Trans Lease Fuel	PV	42983214	12/21/2011	321.83
55010200	Trans Lease Fuel	PV	42983214	12/21/2011	70.60
55010200	Trans Lease Fuel	PV	42983214	12/21/2011	59.03
55010200	Trans Lease Fuel	PV	42983214	12/21/2011	389.15
55010200	Trans Lease Fuel	PV	42983214	12/21/2011	284.30
55010200	Trans Lease Fuel	PV	42983214	12/21/2011	88.72
55010200	Trans Lease Fuel	PV	42983214	12/21/2011	135.52
55010200	Trans Lease Fuel	PV	42983214	12/21/2011	161.23
55010200	Trans Lease Fuel	PV	42983214	12/21/2011	117.44
55010200	Trans Lease Fuel	PV	42983214	12/21/2011	281.43
55010200	Trans Lease Fuel	PV	42983214	12/21/2011	198.73
55010200	Trans Lease Fuel	PV	42983214	12/21/2011	21.21
55010200	Trans Lease Fuel	PV	42983214	12/21/2011	163.01
55010200	Trans Lease Fuel	PV	42983214	12/21/2011	197.01
55010200	Trans Lease Fuel	PV	42983214	12/21/2011	203.27
55010200	Trans Lease Fuel	PV	42983214	12/21/2011	460.68
55010200	Trans Lease Fuel	PV	42983214	12/21/2011	359.33
55010200	Trans Lease Fuel	PV	42983214	12/21/2011	287.85
55010200	Trans Lease Fuel	PV	42983214	12/21/2011	468.21
55010200	Trans Lease Fuel	PV	42983214	12/21/2011	506.83
55010200	Trans Lease Fuel	PV	42983214	12/21/2011	424.12

Kentucky American Water Company  
Case No. 2012-00520  
Response to PSC DR1, Item 31

Account	Description	Doc Type	Document Number	Posting Date	Amount
55010200	Trans Lease Fuel	PV	42983214	12/21/2011	197.20
55010200	Trans Lease Fuel	PV	42983214	12/21/2011	332.44
55010200	Trans Lease Fuel	PV	42983214	12/21/2011	238.02
55010200	Trans Lease Fuel	PV	42983214	12/21/2011	407.87
55010200	Trans Lease Fuel	PV	42983214	12/21/2011	153.75
55010200	Trans Lease Fuel	PV	42983214	12/21/2011	323.05
55010200	Trans Lease Fuel	PV	42983214	12/21/2011	324.52
55010200	Trans Lease Fuel	PV	42983214	12/21/2011	154.12
55010200	Trans Lease Fuel	PV	42983214	12/21/2011	896.26
55010200	Trans Lease Fuel	PV	42983214	12/21/2011	306.32
55010200	Trans Lease Fuel	PV	42983214	12/21/2011	342.68
55010200	Trans Lease Fuel	PV	42983214	12/21/2011	548.88
55010200	Trans Lease Fuel	PV	42983214	12/21/2011	292.75
55010200	Trans Lease Fuel	PV	42983214	12/21/2011	218.99
55010200	Trans Lease Fuel	PV	42983214	12/21/2011	499.00
55010200	Trans Lease Fuel	PV	42983214	12/21/2011	422.70
55010200	Trans Lease Fuel	PV	42983214	12/21/2011	266.24
55010200	Trans Lease Fuel	PV	42983214	12/21/2011	211.00
55010200	Trans Lease Fuel	PV	42983214	12/21/2011	249.12
55010200	Trans Lease Fuel	PV	42983214	12/21/2011	371.28
55010200	Trans Lease Fuel	PV	42983214	12/21/2011	521.45
55010200	Trans Lease Fuel	PV	42983214	12/21/2011	172.37
55010200	Trans Lease Fuel	PV	42983214	12/21/2011	64.32
55010200	Trans Lease Fuel	PV	42983214	12/21/2011	304.02
55010200	Trans Lease Fuel	PV	42983214	12/21/2011	1,033.65
55010200	Trans Lease Fuel	PV	42983214	12/21/2011	878.52
55010200	Trans Lease Fuel	PV	42983214	12/21/2011	469.02
55010200	Trans Lease Fuel	PV	42983214	12/21/2011	46.91
55010200	Trans Lease Fuel	PV	42983214	12/21/2011	141.08
55010200	Trans Lease Fuel	PV	42983214	12/21/2011	250.65
55010200	Trans Lease Fuel	PV	42983214	12/21/2011	516.10
55010200	Trans Lease Fuel	PV	42983214	12/21/2011	86.14
55010200	Trans Lease Fuel	PV	42983214	12/21/2011	133.79
55010200	Trans Lease Fuel	PV	42983214	12/21/2011	59.00
55010200	Trans Lease Fuel	PV	42983214	12/21/2011	141.30
55010200	Trans Lease Fuel	PV	42983214	12/21/2011	594.44
55010200	Trans Lease Fuel	PV	42983214	12/21/2011	445.71
55010200	Trans Lease Fuel	PV	42983214	12/21/2011	136.16
55010200	Trans Lease Fuel	PV	42983214	12/21/2011	102.84
55010200	Trans Lease Fuel	PV	42983214	12/21/2011	88.84
55010200	Trans Lease Fuel	PV	42983214	12/21/2011	540.60
55010200	Trans Lease Fuel	PV	42983214	12/21/2011	668.25
55010200	Trans Lease Fuel	PV	42983214	12/21/2011	102.78
55010200	Trans Lease Fuel	PV	42983214	12/21/2011	282.67
55010200	Trans Lease Fuel	PV	42983214	12/21/2011	284.27
55010200	Trans Lease Fuel	PV	42983214	12/21/2011	402.01
55010200	Trans Lease Fuel	PV	42983214	12/21/2011	64.56
55010200	Trans Lease Fuel	PV	42983214	12/21/2011	135.93
55010200	Trans Lease Fuel	PV	42983214	12/21/2011	143.55
55010200	Trans Lease Fuel	PV	42983214	12/21/2011	390.83
55010200	Trans Lease Fuel	PV	42983214	12/21/2011	604.02
55010200	Trans Lease Fuel	PV	42983214	12/21/2011	366.85
55010200	Trans Lease Fuel	PV	42983214	12/21/2011	326.80
55010200	Trans Lease Fuel	PV	42983214	12/21/2011	210.40
55010200	Trans Lease Fuel	PV	42983214	12/21/2011	534.62
55010200	Trans Lease Fuel	PV	42983214	12/21/2011	556.42
55010200	Trans Lease Fuel	PV	42983214	12/21/2011	798.75
55010200	Trans Lease Fuel	PV	42983214	12/21/2011	79.36
55010200	Trans Lease Fuel	PV	42983214	12/21/2011	43.23
55010200	Trans Lease Fuel	PV	42983214	12/21/2011	255.78
55010200	Trans Lease Fuel	PV	42983214	12/21/2011	869.05
55010200	Trans Lease Fuel	PV	42983214	12/21/2011	793.50
55010200	Trans Lease Fuel	PV	42983214	12/21/2011	94.00
55010200	Trans Lease Fuel	PV	42983214	12/21/2011	175.36
55010200	Trans Lease Fuel	PV	42983214	12/21/2011	58.40
55010200	Trans Lease Fuel	PV	42983214	12/21/2011	37.66
55010200	Trans Lease Fuel	PV	42983214	12/21/2011	332.00
55010200	Trans Lease Fuel	PV	42983214	12/21/2011	249.58
55010200	Trans Lease Fuel	PV	42983214	12/21/2011	290.05
55010200	Trans Lease Fuel	PV	42983214	12/21/2011	111.38
55010200	Trans Lease Fuel	PV	42983214	12/21/2011	662.38
55010200	Trans Lease Fuel	PV	42983214	12/21/2011	203.17
55010200	Trans Lease Fuel	PV	42983214	12/21/2011	194.73
55010200	Trans Lease Fuel	PV	42983214	12/21/2011	149.00
62002400	M&S Maint TD	IR	705355	12/21/2011	(754.73)
62002400	M&S Maint TD	IR	705355	12/21/2011	(216.08)
62002400	M&S Maint TD	IR	705355	12/21/2011	(214.95)

Kentucky American Water Company  
Case No. 2012-00520  
Response to PSC DR1, Item 31

Account	Description	Doc Type	Document Number	Posting Date	Amount
62002400	M&S Maint TD	IR	705355	12/21/2011	(26.02)
62002400	M&S Maint TD	IR	705355	12/21/2011	(47.21)
62002400	M&S Maint TD	IR	705355	12/21/2011	(51.18)
62002400	M&S Maint TD	IR	705355	12/21/2011	(15.48)
62002400	M&S Maint TD	IR	705355	12/21/2011	(8.15)
62002400	M&S Maint TD	IR	705355	12/21/2011	(18.91)
62002400	M&S Maint TD	IR	705355	12/21/2011	(29.93)
62002400	M&S Maint TD	IR	705355	12/21/2011	(49.90)
62002400	M&S Maint TD	IR	705355	12/21/2011	(12.63)
62002400	M&S Maint TD	IR	705355	12/21/2011	(24.80)
62002400	M&S Maint TD	IR	705355	12/21/2011	(22.15)
62002400	M&S Maint TD	IR	705355	12/21/2011	(70.60)
62002400	M&S Maint TD	IR	705355	12/21/2011	(7.86)
62002400	M&S Maint TD	IR	705355	12/21/2011	(11.96)
62002400	M&S Maint TD	IR	705355	12/21/2011	(11.96)
62002400	M&S Maint TD	IR	705355	12/21/2011	(113.07)
62002400	M&S Maint TD	IR	705355	12/21/2011	(29.68)
62002400	M&S Maint TD	IR	705355	12/21/2011	(15.30)
62002400	M&S Maint TD	IR	705355	12/21/2011	(5.43)
62002400	M&S Maint TD	PV	42981722	12/21/2011	460.26
62502400	Misc Maint TD	PV	42981713	12/21/2011	19.75
62502600	Misc Maint AG	PV	42983147	12/21/2011	867.00
62520700	Misc Main Pvg/Bckfil	PV	42981702	12/21/2011	18,581.20
71521000	M&J Expenses	II	705562	12/21/2011	14.63
71521000	M&J Expenses	II	705562	12/21/2011	6.14
71521000	M&J Expenses	II	705562	12/21/2011	5.98
71521000	M&J Expenses	II	705562	12/21/2011	58.06
40111000	Res Sales Billed	JE	30986516	12/22/2011	(410.23)
40111000	Res Sales Billed	JE	30986516	12/22/2011	(5.93)
40111000	Res Sales Billed	JE	30986516	12/22/2011	(4.45)
40121000	Com Sales Billed	JE	30986516	12/22/2011	2,320.55
40310400	OthRev-NSF Ck Chrg	JE	30986516	12/22/2011	(144.00)
40310500	OthRev-Appl/InitFee	JE	30986516	12/22/2011	(208.00)
40310700	OthRev-Reconnct Fee	JE	30986516	12/22/2011	(130.00)
51010000	Purchased Water	PV	42984061	12/22/2011	5,144.11
51510012	Purchased Power P	EE	4453920	12/22/2011	(0.03)
51510012	Purchased Power P	EE	4453920	12/22/2011	5.24
51510012	Purchased Power P	EE	4453920	12/22/2011	17.72
51510012	Purchased Power P	EE	4453920	12/22/2011	8.52
51510012	Purchased Power P	EE	4453920	12/22/2011	157.12
51510012	Purchased Power P	EE	4453920	12/22/2011	0.00
51510012	Purchased Power P	EE	4453920	12/22/2011	11.31
52501600	Misc Oper AG	PV	42984713	12/22/2011	250.00
52532014	Electricity TD	EE	4453914	12/22/2011	3.70
52532014	Electricity TD	EE	4453914	12/22/2011	11.93
52532014	Electricity TD	EE	4453914	12/22/2011	0.00
52532014	Electricity TD	EE	4453914	12/22/2011	111.56
52532014	Electricity TD	EE	4453914	12/22/2011	(0.02)
52532014	Electricity TD	EE	4453914	12/22/2011	7.63
52554500	Lab Supplies	ST	30986341	12/22/2011	44.04
52554500	Lab Supplies	ST	30986341	12/22/2011	16.75
52554500	Lab Supplies	ST	30986341	12/22/2011	75.00
52574015	Telephone CA	TC	30986204	12/22/2011	38.26
52574015	Telephone CA	TC	30986205	12/22/2011	38.26
52574015	Telephone CA	TC	30986206	12/22/2011	38.26
52574015	Telephone CA	TC	30986207	12/22/2011	269.22
52574015	Telephone CA	TC	30986208	12/22/2011	1,147.97
52574015	Telephone CA	TC	30986209	12/22/2011	110.72
52574015	Telephone CA	TC	30986210	12/22/2011	147.79
52574015	Telephone CA	TC	30986211	12/22/2011	2,434.83
52574016	Telephone AG	TC	30986378	12/22/2011	9.74
52574016	Telephone AG	TC	30986378	12/22/2011	3.90
52574016	Telephone AG	TC	30986378	12/22/2011	0.01
52574113	Cell Phone WT	TC	30986379	12/22/2011	64.92
52574116	Cell Phone AG	TC	30986379	12/22/2011	202.55
52574116	Cell Phone AG	TC	30986379	12/22/2011	1,814.34
52574116	Cell Phone AG	TC	30986379	12/22/2011	68.39
52574116	Cell Phone AG	TC	30986379	12/22/2011	802.87
52574116	Cell Phone AG	TC	30986379	12/22/2011	37.97
52574116	Cell Phone AG	TC	30986379	12/22/2011	62.35
52574116	Cell Phone AG	TC	30986379	12/22/2011	138.59
52574116	Cell Phone AG	TC	30986379	12/22/2011	131.75
52574116	Cell Phone AG	TC	30986379	12/22/2011	969.43
52574116	Cell Phone AG	TC	30986379	12/22/2011	41.89
52574116	Cell Phone AG	TC	30986379	12/22/2011	548.79
52574116	Cell Phone AG	TC	30986379	12/22/2011	320.02
52574116	Cell Phone AG	TC	30986379	12/22/2011	69.26

Kentucky American Water Company  
Case No. 2012-00520  
Response to PSC DR1, Item 31

Account	Description	Doc Type	Document Number	Posting Date	Amount
52574116	Cell Phone AG	TC	30986379	12/22/2011	74.65
52585000	Discounts Available	PX	4617	12/22/2011	(122.67)
53150016	Contr Svc-Other AG	PV	42984712	12/22/2011	149.04
53151014	Contr Svc-Temp EE TD	PV	42984648	12/22/2011	860.00
55000016	Trans Oper AG	PV	42984688	12/22/2011	294.63
57010015	Uncoll Accts Exp CA	JE	30986516	12/22/2011	(30.84)
57010015	Uncoll Accts Exp CA	JE	30986516	12/22/2011	(349.20)
62002400	M&S Maint TD	PV	42984656	12/22/2011	395.00
62002400	M&S Maint TD	PV	42984677	12/22/2011	26,501.01
62002400	M&S Maint TD	PV	42984683	12/22/2011	596.20
62502400	Misc Maint TD	ST	30986341	12/22/2011	1.19
40111000	Res Sales Billed	JE	30986625	12/23/2011	(120,961.46)
40111000	Res Sales Billed	JE	30986625	12/23/2011	0.24
40111000	Res Sales Billed	JE	30986625	12/23/2011	24.80
40121000	Com Sales Billed	JE	30986625	12/23/2011	(70,857.98)
40131000	Ind Sales Billed	JE	30986625	12/23/2011	(2,272.90)
40145000	Priv Fire Billed	JE	30986625	12/23/2011	(4,738.13)
40151000	Publ Auth Billed	JE	30986625	12/23/2011	(7,723.71)
40310400	OthRev-NSF Ck Chrg	JE	30986625	12/23/2011	(180.00)
40310400	OthRev-NSF Ck Chrg	JE	30986625	12/23/2011	(12.00)
40310500	OthRev-Appl/InitFee	JE	30986625	12/23/2011	(1,222.00)
40310700	OthRev-Reconct Fee	JE	30986625	12/23/2011	(1,560.00)
52520000	Collection Agencies	PV	42985990	12/23/2011	296.72
52520000	Collection Agencies	PV	42985992	12/23/2011	1,705.09
52520000	Collection Agencies	PV	42986169	12/23/2011	150.25
52522000	Community Relations	PV	42985422	12/23/2011	4,730.46
52542015	Forms CA	PV	42986123	12/23/2011	11,324.65
52583016	Water & WW AG	PV	42986415	12/23/2011	21.95
52583016	Water & WW AG	PV	42986434	12/23/2011	8.78
52585000	Discounts Available	PN	7668	12/23/2011	(124.16)
52585000	Discounts Available	PN	7668	12/23/2011	(2.00)
52585000	Discounts Available	PN	7668	12/23/2011	(1.33)
52585000	Discounts Available	PN	7668	12/23/2011	(22.65)
52585000	Discounts Available	PN	7668	12/23/2011	(13.98)
52585000	Discounts Available	PN	7668	12/23/2011	(17.28)
52585000	Discounts Available	PN	7668	12/23/2011	(1.25)
52585000	Discounts Available	PN	7668	12/23/2011	(14.14)
52585000	Discounts Available	PX	4646	12/23/2011	(2.54)
52585000	Discounts Available	PK	62064621	12/23/2011	(124.41)
52585000	Discounts Available	PK	62064621	12/23/2011	(124.41)
52585000	Discounts Available	PK	62064621	12/23/2011	(124.41)
52585000	Discounts Available	PK	62064621	12/23/2011	(7.05)
53150013	Contr Svc-Other WT	PV	42985415	12/23/2011	55.00
53150013	Contr Svc-Other WT	PV	42985416	12/23/2011	383.50
53150013	Contr Svc-Other WT	PV	42985417	12/23/2011	55.00
53150013	Contr Svc-Other WT	PV	42985418	12/23/2011	361.50
53150013	Contr Svc-Other WT	PV	42985419	12/23/2011	55.00
53150013	Contr Svc-Other WT	PV	42985420	12/23/2011	383.50
57010015	Uncoll Accts Exp CA	JE	30986625	12/23/2011	(869.56)
53150016	Contr Svc-Other AG	ST	30986567	12/24/2011	3.30
62002400	M&S Maint TD	ST	30986553	12/24/2011	23.70
71511000	M&J Revenues	RI	10173456	12/24/2011	(1,280.62)
50101300	Labor Oper WT	T2	45246	12/25/2011	1,953.33
50101300	Labor Oper WT	T2	45246	12/25/2011	682.34
50101300	Labor Oper WT	T2	45246	12/25/2011	15,041.20
50101300	Labor Oper WT	T2	45246	12/25/2011	15,466.00
50101300	Labor Oper WT	T2	45246	12/25/2011	11,573.52
50101300	Labor Oper WT	T2	45246	12/25/2011	260.00
50101305	Labor Oper WT SupEng	T2	45246	12/25/2011	9,432.00
50101305	Labor Oper WT SupEng	T2	45246	12/25/2011	11,252.47
50101305	Labor Oper WT SupEng	T2	45246	12/25/2011	2,700.20
50101305	Labor Oper WT SupEng	T2	45246	12/25/2011	3,631.77
50101305	Labor Oper WT SupEng	T2	45246	12/25/2011	4,082.79
50101305	Labor Oper WT SupEng	T2	45246	12/25/2011	454.57
50101305	Labor Oper WT SupEng	T2	45246	12/25/2011	6,459.97
50101305	Labor Oper WT SupEng	T2	45246	12/25/2011	95.08
50101400	Labor Oper TD	T2	45246	12/25/2011	1,383.76
50101400	Labor Oper TD	T2	45246	12/25/2011	42,206.87
50101400	Labor Oper TD	T2	45246	12/25/2011	938.31
50101400	Labor Oper TD	T2	45246	12/25/2011	2,146.21
50101400	Labor Oper TD	T2	45246	12/25/2011	3,199.67
50101405	Labor Oper TD SupEng	T2	45246	12/25/2011	1,534.64
50101405	Labor Oper TD SupEng	T2	45246	12/25/2011	1,547.21
50101405	Labor Oper TD SupEng	T2	45246	12/25/2011	1,233.27
50101405	Labor Oper TD SupEng	T2	45246	12/25/2011	493.00
50101415	Labor Oper TD Lines	T2	45246	12/25/2011	3,908.92
50101415	Labor Oper TD Lines	T2	45246	12/25/2011	911.27

Kentucky American Water Company  
Case No. 2012-00520  
Response to PSC DR1, Item 31

Account	Description	Doc Type	Document Number	Posting Date	Amount
50101415	Labor Oper TD Lines	T2	45246	12/25/2011	1,379.88
50101420	Labor Oper TD Meter	T2	45246	12/25/2011	17,302.68
50101500	Labor Oper CA	T2	45246	12/25/2011	251.99
50101500	Labor Oper CA	T2	45246	12/25/2011	242.99
50101510	Labor Oper CA MtrRd	T2	45246	12/25/2011	11,172.16
50101520	Labor Oper CA CstSrv	T2	45246	12/25/2011	4,944.50
50101600	Labor Oper AG	T2	45246	12/25/2011	17,287.01
50101600	Labor Oper AG	T2	45246	12/25/2011	742.17
50101600	Labor Oper AG	T2	45246	12/25/2011	2,076.80
50101600	Labor Oper AG	T2	45246	12/25/2011	2,888.70
50101600	Labor Oper AG	T2	45246	12/25/2011	5,304.14
50101600	Labor Oper AG	T2	45246	12/25/2011	4,591.70
50101600	Labor Oper AG	T2	45246	12/25/2011	3,117.13
50101600	Labor Oper AG	T2	45246	12/25/2011	2,666.13
50102200	Labor Maint P	T2	45246	12/25/2011	417.69
50102200	Labor Maint P	T2	45246	12/25/2011	1,572.48
50102200	Labor Maint P	T2	45246	12/25/2011	393.12
50102300	Labor Maint WT	T2	45246	12/25/2011	1,547.91
50102300	Labor Maint WT	T2	45246	12/25/2011	1,474.20
50102400	Labor Maint TD	T2	45246	12/25/2011	1,151.60
50102410	Labor Mnt TD Str&Imp	T2	45246	12/25/2011	152.69
50102415	Labor Mnt TD DistRes	T2	45246	12/25/2011	565.11
50102420	Labor Mnt TD Mains	T2	45246	12/25/2011	10,580.48
50102420	Labor Mnt TD Mains	T2	45246	12/25/2011	734.54
50102420	Labor Mnt TD Mains	T2	45246	12/25/2011	2,819.04
50102420	Labor Mnt TD Mains	T2	45246	12/25/2011	614.11
50102430	Labor Mnt TD Service	T2	45246	12/25/2011	10,260.21
50102430	Labor Mnt TD Service	T2	45246	12/25/2011	128.98
50102430	Labor Mnt TD Service	T2	45246	12/25/2011	801.67
50102435	Labor Mnt TD Meter	T2	45246	12/25/2011	737.10
50102435	Labor Mnt TD Meter	T2	45246	12/25/2011	2,489.52
50102435	Labor Mnt TD Meter	T2	45246	12/25/2011	251.83
50102440	Labor Mnt TD Hydrant	T2	45246	12/25/2011	1,141.12
50102440	Labor Mnt TD Hydrant	T2	45246	12/25/2011	254.67
50111300	LaborOper NS OT WT	T2	45246	12/25/2011	403.68
50111300	LaborOper NS OT WT	T2	45246	12/25/2011	16.15
50111300	LaborOper NS OT WT	T2	45246	12/25/2011	6,092.89
50111300	LaborOper NS OT WT	T2	45246	12/25/2011	5,467.06
50111300	LaborOper NS OT WT	T2	45246	12/25/2011	835.95
50111300	LaborOper NS OT WT	T2	45246	12/25/2011	1,515.75
50111305	LaborOperNS OT WT SE	T2	45246	12/25/2011	61.73
50111305	LaborOperNS OT WT SE	T2	45246	12/25/2011	39.00
50111305	LaborOperNS OT WT SE	T2	45246	12/25/2011	2,045.93
50111400	LaborOper NS OT TD	T2	45246	12/25/2011	330.46
50111405	LaborOperNS OT TD SE	T2	45246	12/25/2011	188.74
50111415	LaborOperNS OT TD Ln	T2	45246	12/25/2011	350.16
50111415	LaborOperNS OT TD Ln	T2	45246	12/25/2011	405.73
50111420	LaborOperNS OT TD Mt	T2	45246	12/25/2011	4,163.76
50111510	LaborOperNS OT CA MR	T2	45246	12/25/2011	607.17
50111520	LaborOperNS OT CA CS	T2	45246	12/25/2011	153.34
50112400	LaborMaint NS OT TD	T2	45246	12/25/2011	136.64
50112415	LaborMaintNSOT TD DR	T2	45246	12/25/2011	98.28
50112420	LaborMaintNSOT TD Mn	T2	45246	12/25/2011	1,069.58
50112420	LaborMaintNSOT TD Mn	T2	45246	12/25/2011	839.46
50112430	LaborMaintNSOT TD Sv	T2	45246	12/25/2011	797.43
50112430	LaborMaintNSOT TD Sv	T2	45246	12/25/2011	168.07
50112435	LaborMaintNSOT TD Mt	T2	45246	12/25/2011	405.43
50112435	LaborMaintNSOT TD Mt	T2	45246	12/25/2011	344.43
50112440	LaborMaintNSOT TD Hy	T2	45246	12/25/2011	51.02
50121300	LaborOper OT WT	T2	45246	12/25/2011	2,390.16
50121300	LaborOper OT WT	T2	45246	12/25/2011	1,811.40
50121300	LaborOper OT WT	T2	45246	12/25/2011	1,413.54
50121300	LaborOper OT WT	T2	45246	12/25/2011	276.00
50171000	Annual Incent Plan	T3	45247	12/25/2011	3,960.39
50171000	Annual Incent Plan	T3	45247	12/25/2011	1,979.22
50171000	Annual Incent Plan	T3	45247	12/25/2011	207.68
50171000	Annual Incent Plan	T3	45247	12/25/2011	288.87
50171000	Annual Incent Plan	T3	45247	12/25/2011	544.66
50171000	Annual Incent Plan	T3	45247	12/25/2011	918.34
50171000	Annual Incent Plan	T3	45247	12/25/2011	1,437.77
50171000	Annual Incent Plan	T3	45247	12/25/2011	2,327.26
50171000	Annual Incent Plan	T3	45247	12/25/2011	1,353.83
50171000	Annual Incent Plan	T3	45247	12/25/2011	250.00
50171000	Annual Incent Plan	T3	45247	12/25/2011	292.31
50421000	401k Expense	T3	45247	12/25/2011	229.97
50421000	401k Expense	T3	45247	12/25/2011	5.52
50421000	401k Expense	T3	45247	12/25/2011	83.07

Kentucky American Water Company  
Case No. 2012-00520  
Response to PSC DR1, Item 31

Account	Description	Doc Type	Document Number	Posting Date	Amount
50421000	401k Expense	T3	45247	12/25/2011	57.78
50421000	401k Expense	T3	45247	12/25/2011	107.51
50421000	401k Expense	T3	45247	12/25/2011	183.67
50421000	401k Expense	T3	45247	12/25/2011	211.26
50421000	401k Expense	T3	45247	12/25/2011	1,805.36
50421000	401k Expense	T3	45247	12/25/2011	18.43
50421000	401k Expense	T3	45247	12/25/2011	7.34
50421000	401k Expense	T3	45247	12/25/2011	6.99
50421000	401k Expense	T3	45247	12/25/2011	23.34
50421000	401k Expense	T3	45247	12/25/2011	128.86
50421000	401k Expense	T3	45247	12/25/2011	31.96
50421000	401k Expense	T3	45247	12/25/2011	35.84
50421000	401k Expense	T3	45247	12/25/2011	3.22
50421000	401k Expense	T3	45247	12/25/2011	10.08
50421000	401k Expense	T3	45247	12/25/2011	229.14
50421000	401k Expense	T3	45247	12/25/2011	310.50
50421000	401k Expense	T3	45247	12/25/2011	611.16
50421000	401k Expense	T3	45247	12/25/2011	242.56
50421000	401k Expense	T3	45247	12/25/2011	11.06
50421000	401k Expense	T3	45247	12/25/2011	177.70
50421000	401k Expense	T3	45247	12/25/2011	124.29
50421000	401k Expense	T3	45247	12/25/2011	132.69
50421000	401k Expense	T3	45247	12/25/2011	14.62
50421000	401k Expense	T3	45247	12/25/2011	14.00
50421000	401k Expense	T3	45247	12/25/2011	3.80
50422000	DCP Expense	T3	45247	12/25/2011	282.53
50422000	DCP Expense	T3	45247	12/25/2011	109.03
50422000	DCP Expense	T3	45247	12/25/2011	87.84
50422000	DCP Expense	T3	45247	12/25/2011	241.06
50422000	DCP Expense	T3	45247	12/25/2011	541.24
50422000	DCP Expense	T3	45247	12/25/2011	2,585.05
50422000	DCP Expense	T3	45247	12/25/2011	28.64
50422000	DCP Expense	T3	45247	12/25/2011	0.61
50422000	DCP Expense	T3	45247	12/25/2011	4.84
50422000	DCP Expense	T3	45247	12/25/2011	174.42
50422000	DCP Expense	T3	45247	12/25/2011	62.11
50422000	DCP Expense	T3	45247	12/25/2011	47.84
50422000	DCP Expense	T3	45247	12/25/2011	15.86
50422000	DCP Expense	T3	45247	12/25/2011	13.23
50422000	DCP Expense	T3	45247	12/25/2011	458.37
50422000	DCP Expense	T3	45247	12/25/2011	689.16
50422000	DCP Expense	T3	45247	12/25/2011	759.09
50422000	DCP Expense	T3	45247	12/25/2011	199.15
50422000	DCP Expense	T3	45247	12/25/2011	80.55
50422000	DCP Expense	T3	45247	12/25/2011	214.58
50422000	DCP Expense	T3	45247	12/25/2011	18.51
50422000	DCP Expense	T3	45247	12/25/2011	15.97
50422000	DCP Expense	T3	45247	12/25/2011	4.99
50510100	PBOP Cap Credits	T3	45247	12/25/2011	21,812.27
50510100	PBOP Cap Credits	T3	45247	12/25/2011	177.09
50510100	PBOP Cap Credits	T3	45247	12/25/2011	29.29
50510100	PBOP Cap Credits	T3	45247	12/25/2011	37.69
50510100	PBOP Cap Credits	T3	45247	12/25/2011	131.13
50510100	PBOP Cap Credits	T3	45247	12/25/2011	96.96
50510100	PBOP Cap Credits	T3	45247	12/25/2011	253.57
50510100	PBOP Cap Credits	T3	45247	12/25/2011	19.99
50510100	PBOP Cap Credits	T3	45247	12/25/2011	339.04
50550000	Group Insur Expense	T3	45247	12/25/2011	126.49
50550000	Group Insur Expense	T3	45247	12/25/2011	2,162.41
50550000	Group Insur Expense	T3	45247	12/25/2011	96.96
50550000	Group Insur Expense	T3	45247	12/25/2011	13.67
50550000	Group Insur Expense	T3	45247	12/25/2011	59.14
50550000	Group Insur Expense	T3	45247	12/25/2011	93.91
50550000	Group Insur Expense	T3	45247	12/25/2011	3.52
50550000	Group Insur Expense	T3	45247	12/25/2011	854.96
50550000	Group Insur Expense	T3	45247	12/25/2011	904.89
50550000	Group Insur Expense	T3	45247	12/25/2011	352.51
50550000	Group Insur Expense	T3	45247	12/25/2011	725.84
50550000	Group Insur Expense	T3	45247	12/25/2011	316.12
50550000	Group Insur Expense	T3	45247	12/25/2011	58.07
50550100	Group Ins Cap Creds	T3	45247	12/25/2011	54,832.54
50550100	Group Ins Cap Creds	T3	45247	12/25/2011	229.64
50550100	Group Ins Cap Creds	T3	45247	12/25/2011	147.64
50550100	Group Ins Cap Creds	T3	45247	12/25/2011	61.45
50550100	Group Ins Cap Creds	T3	45247	12/25/2011	188.60
50550100	Group Ins Cap Creds	T3	45247	12/25/2011	856.10
50550100	Group Ins Cap Creds	T3	45247	12/25/2011	566.64

Kentucky American Water Company  
Case No. 2012-00520  
Response to PSC DR1, Item 31

Account	Description	Doc Type	Document Number	Posting Date	Amount
50550100	Group Ins Cap Credits	T3	45247	12/25/2011	183.17
50550100	Group Ins Cap Credits	T3	45247	12/25/2011	25.92
50550100	Group Ins Cap Credits	T3	45247	12/25/2011	569.61
50550100	Group Ins Cap Credits	T3	45247	12/25/2011	50.62
50610100	Pension Cap Credits	T3	45247	12/25/2011	34,618.16
50610100	Pension Cap Credits	T3	45247	12/25/2011	281.07
50610100	Pension Cap Credits	T3	45247	12/25/2011	46.48
50610100	Pension Cap Credits	T3	45247	12/25/2011	59.81
50610100	Pension Cap Credits	T3	45247	12/25/2011	208.13
50610100	Pension Cap Credits	T3	45247	12/25/2011	153.89
50610100	Pension Cap Credits	T3	45247	12/25/2011	402.45
50610100	Pension Cap Credits	T3	45247	12/25/2011	31.73
50610100	Pension Cap Credits	T3	45247	12/25/2011	538.10
55000100	Trans Cap Credits	T3	45247	12/25/2011	353.47
55000100	Trans Cap Credits	T3	45247	12/25/2011	27.22
55000100	Trans Cap Credits	T3	45247	12/25/2011	37.38
55000100	Trans Cap Credits	T3	45247	12/25/2011	52.00
55000100	Trans Cap Credits	T3	45247	12/25/2011	95.48
55000100	Trans Cap Credits	T3	45247	12/25/2011	82.65
55000100	Trans Cap Credits	T3	45247	12/25/2011	1,289.78
55000100	Trans Cap Credits	T3	45247	12/25/2011	1,915.56
55000100	Trans Cap Credits	T3	45247	12/25/2011	20.56
55000100	Trans Cap Credits	T3	45247	12/25/2011	13.22
55000100	Trans Cap Credits	T3	45247	12/25/2011	5.51
55000100	Trans Cap Credits	T3	45247	12/25/2011	16.90
55000100	Trans Cap Credits	T3	45247	12/25/2011	76.65
55000100	Trans Cap Credits	T3	45247	12/25/2011	50.74
55000100	Trans Cap Credits	T3	45247	12/25/2011	16.40
55000100	Trans Cap Credits	T3	45247	12/25/2011	2.32
55000100	Trans Cap Credits	T3	45247	12/25/2011	51.02
55000100	Trans Cap Credits	T3	45247	12/25/2011	4.53
55000100	Trans Cap Credits	T3	45247	12/25/2011	210.74
55000100	Trans Cap Credits	T3	45247	12/25/2011	374.50
55000100	Trans Cap Credits	T3	45247	12/25/2011	202.41
55000100	Trans Cap Credits	T3	45247	12/25/2011	103.59
55000100	Trans Cap Credits	T3	45247	12/25/2011	130.87
55000100	Trans Cap Credits	T3	45247	12/25/2011	34.73
55720100	Ins W/C Cap Credits	T3	45247	12/25/2011	5,183.12
55720100	Ins W/C Cap Credits	T3	45247	12/25/2011	21.71
55720100	Ins W/C Cap Credits	T3	45247	12/25/2011	13.97
55720100	Ins W/C Cap Credits	T3	45247	12/25/2011	5.81
55720100	Ins W/C Cap Credits	T3	45247	12/25/2011	17.83
55720100	Ins W/C Cap Credits	T3	45247	12/25/2011	80.95
55720100	Ins W/C Cap Credits	T3	45247	12/25/2011	53.56
55720100	Ins W/C Cap Credits	T3	45247	12/25/2011	17.31
55720100	Ins W/C Cap Credits	T3	45247	12/25/2011	2.45
55720100	Ins W/C Cap Credits	T3	45247	12/25/2011	53.84
55720100	Ins W/C Cap Credits	T3	45247	12/25/2011	4.79
68532000	FUTA	T3	45247	12/25/2011	6.43
68532000	FUTA	T3	45247	12/25/2011	10.53
68532000	FUTA	T3	45247	12/25/2011	16.23
68532000	FUTA	T3	45247	12/25/2011	12.51
68532000	FUTA	T3	45247	12/25/2011	8.46
68533000	FICA	T3	45247	12/25/2011	385.21
68533000	FICA	T3	45247	12/25/2011	53.53
68533000	FICA	T3	45247	12/25/2011	150.97
68533000	FICA	T3	45247	12/25/2011	211.60
68533000	FICA	T3	45247	12/25/2011	374.18
68533000	FICA	T3	45247	12/25/2011	64.13
68533000	FICA	T3	45247	12/25/2011	829.69
68533000	FICA	T3	45247	12/25/2011	7,966.59
68533000	FICA	T3	45247	12/25/2011	83.28
68533000	FICA	T3	45247	12/25/2011	52.93
68533000	FICA	T3	45247	12/25/2011	22.86
68533000	FICA	T3	45247	12/25/2011	69.02
68533000	FICA	T3	45247	12/25/2011	305.49
68533000	FICA	T3	45247	12/25/2011	206.20
68533000	FICA	T3	45247	12/25/2011	68.02
68533000	FICA	T3	45247	12/25/2011	9.42
68533000	FICA	T3	45247	12/25/2011	207.31
68533000	FICA	T3	45247	12/25/2011	18.74
68533000	FICA	T3	45247	12/25/2011	736.63
68533000	FICA	T3	45247	12/25/2011	2,194.91
68533000	FICA	T3	45247	12/25/2011	2,102.33
68533000	FICA	T3	45247	12/25/2011	1,313.20
68533000	FICA	T3	45247	12/25/2011	32.28
68533000	FICA	T3	45247	12/25/2011	932.75



Kentucky American Water Company  
Case No. 2012-00520  
Response to PSC DR1, Item 31

Account	Description	Doc Type	Document Number	Posting Date	Amount
68533000	FICA	T3	45247	12/25/2011	300.22
68533000	FICA	T3	45247	12/25/2011	670.79
68533000	FICA	T3	45247	12/25/2011	88.83
68533000	FICA	T3	45247	12/25/2011	49.37
68533000	FICA	T3	45247	12/25/2011	7.14
68535000	SUTA	T3	45247	12/25/2011	24.65
68535000	SUTA	T3	45247	12/25/2011	23.96
68535000	SUTA	T3	45247	12/25/2011	37.87
68535000	SUTA	T3	45247	12/25/2011	29.20
68535000	SUTA	T3	45247	12/25/2011	19.74
71511000	M&J Revenues	RI	10173605	12/25/2011	(1,057.79)
71521000	M&J Expenses	T2	45246	12/25/2011	(70.86)
71521000	M&J Expenses	T2	45246	12/25/2011	36.99
71521000	M&J Expenses	T2	45246	12/25/2011	(17.87)
71521000	M&J Expenses	T2	45246	12/25/2011	219.17
71521000	M&J Expenses	T2	45246	12/25/2011	175.20
71521000	M&J Expenses	T2	45246	12/25/2011	61.54
71521000	M&J Expenses	T2	45246	12/25/2011	236.23
71521000	M&J Expenses	T2	45246	12/25/2011	142.12
71521000	M&J Expenses	T3	45247	12/25/2011	(47.05)
71521000	M&J Expenses	T3	45247	12/25/2011	38.87
71521000	M&J Expenses	T3	45247	12/25/2011	(5.94)
71521000	M&J Expenses	T3	45247	12/25/2011	55.05
71521000	M&J Expenses	T3	45247	12/25/2011	55.55
71521000	M&J Expenses	T3	45247	12/25/2011	29.01
71521000	M&J Expenses	T3	45247	12/25/2011	84.16
71521000	M&J Expenses	T3	45247	12/25/2011	94.37
71521000	M&J Expenses	T3	45247	12/25/2011	(5.11)
71521000	M&J Expenses	T3	45247	12/25/2011	2.70
71521000	M&J Expenses	T3	45247	12/25/2011	(1.27)
71521000	M&J Expenses	T3	45247	12/25/2011	15.88
71521000	M&J Expenses	T3	45247	12/25/2011	12.67
71521000	M&J Expenses	T3	45247	12/25/2011	4.43
71521000	M&J Expenses	T3	45247	12/25/2011	17.15
71521000	M&J Expenses	T3	45247	12/25/2011	10.69
40111000	Res Sales Billed	JE	30986720	12/27/2011	(163,803.97)
40111000	Res Sales Billed	JE	30986720	12/27/2011	(1,964.75)
40111000	Res Sales Billed	JE	30986720	12/27/2011	(32.75)
40121000	Com Sales Billed	JE	30986720	12/27/2011	(18,904.21)
40145000	Priv Fire Billed	JE	30986720	12/27/2011	(3,188.49)
40151000	Publ Auth Billed	JE	30986720	12/27/2011	(3,569.91)
40310400	OthRev-NSF Ck Chrg	JE	30986720	12/27/2011	(48.00)
40310500	OthRev-Appl/InitFee	JE	30986720	12/27/2011	(1,742.00)
40310700	OthRev-Reconnct Fee	JE	30986720	12/27/2011	26.00
40310700	OthRev-Reconnct Fee	JE	30986720	12/27/2011	(2,054.00)
40310700	OthRev-Reconnct Fee	JE	30986720	12/27/2011	(26.00)
51510014	Purchased Power TD	EE	4455157	12/27/2011	0.60
51510014	Purchased Power TD	EE	4455157	12/27/2011	1.95
51510014	Purchased Power TD	EE	4455157	12/27/2011	0.00
51510014	Purchased Power TD	EE	4455157	12/27/2011	18.19
51510014	Purchased Power TD	EE	4455157	12/27/2011	0.00
51510014	Purchased Power TD	EE	4455157	12/27/2011	1.24
52522000	Community Relations	PS	42976305	12/27/2011	(4,730.46)
52532014	Electricity TD	EE	4455159	12/27/2011	6.67
52532014	Electricity TD	EE	4455159	12/27/2011	0.00
52532014	Electricity TD	EE	4455159	12/27/2011	0.00
52532014	Electricity TD	EE	4455159	12/27/2011	4.26
52532014	Electricity TD	EE	4455159	12/27/2011	2.07
52532014	Electricity TD	EE	4455159	12/27/2011	62.32
52532014	Electricity TD	EE	4455159	12/27/2011	0.00
52532014	Electricity TD	EE	4455159	12/27/2011	(0.01)
52532014	Electricity TD	EE	4455345	12/27/2011	25.68
52532014	Electricity TD	EE	4455345	12/27/2011	3.18
57010015	Uncoll Accts Exp CA	JE	30986720	12/27/2011	(4.83)
57010015	Uncoll Accts Exp CA	JE	30986720	12/27/2011	(306.80)
68520000	Property Taxes	JE	30986671	12/27/2011	8,195.96
40111000	Res Sales Billed	JE	30987058	12/28/2011	(156,885.38)
40111000	Res Sales Billed	JE	30987058	12/28/2011	122.28
40121000	Com Sales Billed	JE	30987058	12/28/2011	(21,542.94)
40145000	Priv Fire Billed	JE	30987058	12/28/2011	(3,343.09)
40151000	Publ Auth Billed	JE	30987058	12/28/2011	(467.66)
40161050	Sls/Rsle Billed I/C	JE	305	12/28/2011	(1,220.98)
40310300	OthRev-CFO	JE	50	12/28/2011	(72,378.64)
40310300	OthRev-CFO	JE	50	12/28/2011	(27,141.25)
40310300	OthRev-CFO	JE	50	12/28/2011	(178.54)
40310300	OthRev-CFO	JE	50	12/28/2011	(35,602.82)
40310400	OthRev-NSF Ck Chrg	JE	30987058	12/28/2011	(108.00)

Kentucky American Water Company  
Case No. 2012-00520  
Response to PSC DR1, Item 31

Account	Description	Doc Type	Document Number	Posting Date	Amount
40310400	OthRev-NSF Ck Chrg	JE	30987058	12/28/2011	(12.00)
40310500	OthRev-Appl/InitFee	JE	30987058	12/28/2011	(1,404.00)
40310700	OthRev-Reconncct Fee	JE	30987058	12/28/2011	(1,352.00)
51015000	Purchased Water I/C	JE	305	12/28/2011	1,220.98
51510012	Purchased Power P	EE	4455990	12/28/2011	1.30
51510012	Purchased Power P	EE	4455990	12/28/2011	0.63
51510012	Purchased Power P	EE	4455990	12/28/2011	2.03
51510012	Purchased Power P	EE	4455990	12/28/2011	18.98
51510012	Purchased Power P	EE	4455990	12/28/2011	0.00
51510012	Purchased Power P	EE	4455990	12/28/2011	0.00
52001400	M&S Oper TD	PV	42992084	12/28/2011	36.64
52001400	M&S Oper TD	PV	42992085	12/28/2011	32.06
52001400	M&S Oper TD	PV	42992088	12/28/2011	102.70
52001400	M&S Oper TD	PV	42992096	12/28/2011	1,069.59
52001600	M&S Oper AG	PV	42992089	12/28/2011	561.19
52501300	Misc Oper WT	PS	42991699	12/28/2011	450.00
52501300	Misc Oper WT	PS	42991700	12/28/2011	450.00
52501400	Misc Oper TD	PV	42992086	12/28/2011	191.62
52501400	Misc Oper TD	PV	42992091	12/28/2011	257.18
52501400	Misc Oper TD	PV	42992114	12/28/2011	139.92
52501600	Misc Oper AG	PV	42992112	12/28/2011	300.00
52532014	Electricity TD	EE	4455981	12/28/2011	2.50
52532014	Electricity TD	EE	4455981	12/28/2011	8.52
52532014	Electricity TD	EE	4455981	12/28/2011	14.84
52532014	Electricity TD	EE	4455981	12/28/2011	1.58
52532014	Electricity TD	EE	4455981	12/28/2011	0.52
52532014	Electricity TD	EE	4455984	12/28/2011	1.43
52532014	Electricity TD	EE	4455984	12/28/2011	13.34
52532014	Electricity TD	EE	4455984	12/28/2011	0.91
52532014	Electricity TD	EE	4455984	12/28/2011	0.44
52554500	Lab Supplies	PV	42992448	12/28/2011	1,524.24
52554500	Lab Supplies	PV	42992448	12/28/2011	762.13
52571100	Add'l Security Costs	PV	42992103	12/28/2011	2,506.28
52571100	Add'l Security Costs	PV	42992104	12/28/2011	715.20
52571100	Add'l Security Costs	PV	42992106	12/28/2011	715.20
52571100	Add'l Security Costs	PV	42992107	12/28/2011	2,506.28
52571100	Add'l Security Costs	PV	42992109	12/28/2011	715.20
52571100	Add'l Security Costs	PV	42992113	12/28/2011	2,668.64
52583016	Water & WW AG	PV	42992095	12/28/2011	17.56
52583016	Water & WW AG	PV	42992097	12/28/2011	1,159.00
52583016	Water & WW AG	PV	42992099	12/28/2011	10.89
52583016	Water & WW AG	PV	42992100	12/28/2011	123.08
52583016	Water & WW AG	PV	42992101	12/28/2011	30.73
52583016	Water & WW AG	PV	42992102	12/28/2011	623.38
52585000	Discounts Available	PK	62064641	12/28/2011	(4.79)
52585000	Discounts Available	PX	4682	12/28/2011	(1.54)
53150014	Contr Svc-Other TD	PV	42992438	12/28/2011	2,428.08
53150015	Contr Svc-Other CA	PV	42991335	12/28/2011	824.80
53150015	Contr Svc-Other CA	PV	42991398	12/28/2011	3,764.66
53150015	Contr Svc-Other CA	PV	42992093	12/28/2011	997.50
53150016	Contr Svc-Other AG	PV	42992112	12/28/2011	270.00
53150016	Contr Svc-Other AG	PV	42992118	12/28/2011	1,071.00
53151014	Contr Svc-Temp EE TD	RI	10173523	12/28/2011	(1,515.75)
54140016	Rents-Equip AG	PV	42992121	12/28/2011	210.28
57010015	Uncoll Accts Exp CA	JE	30987058	12/28/2011	(119.33)
62002400	M&S Maint TD	IR	706095	12/28/2011	(6.14)
62002400	M&S Maint TD	IR	706095	12/28/2011	(77.85)
62002400	M&S Maint TD	IR	706095	12/28/2011	(116.36)
62002400	M&S Maint TD	IR	706095	12/28/2011	(14.63)
62002400	M&S Maint TD	IR	706095	12/28/2011	(5.98)
62002400	M&S Maint TD	IR	706095	12/28/2011	(58.06)
62002400	M&S Maint TD	IR	706095	12/28/2011	(148.46)
62002400	M&S Maint TD	IR	706095	12/28/2011	(50.72)
62002400	M&S Maint TD	IR	706095	12/28/2011	(1,040.50)
62002400	M&S Maint TD	II	706096	12/28/2011	46.05
62002400	M&S Maint TD	II	706096	12/28/2011	39.13
62002400	M&S Maint TD	II	706096	12/28/2011	9.54
62002400	M&S Maint TD	II	706096	12/28/2011	18.20
62002400	M&S Maint TD	II	706096	12/28/2011	15.48
62002400	M&S Maint TD	II	706096	12/28/2011	960.37
62002400	M&S Maint TD	II	706096	12/28/2011	233.54
62002400	M&S Maint TD	II	706096	12/28/2011	58.18
62002400	M&S Maint TD	II	706096	12/28/2011	76.52
62002400	M&S Maint TD	II	706096	12/28/2011	236.06
62002400	M&S Maint TD	II	706096	12/28/2011	73.15
62002400	M&S Maint TD	II	706096	12/28/2011	44.20
62002400	M&S Maint TD	II	706096	12/28/2011	83.73

Kentucky American Water Company  
Case No. 2012-00520  
Response to PSC DR1, Item 31

Account	Description	Doc Type	Document Number	Posting Date	Amount
62002400	M&S Maint TD	II	706096	12/28/2011	33.01
62002400	M&S Maint TD	II	706096	12/28/2011	14.77
62002400	M&S Maint TD	II	706096	12/28/2011	32.61
62002400	M&S Maint TD	II	706096	12/28/2011	1,612.11
62002400	M&S Maint TD	II	706096	12/28/2011	823.49
62002400	M&S Maint TD	II	706096	12/28/2011	32.18
62002400	M&S Maint TD	II	706096	12/28/2011	109.15
62002400	M&S Maint TD	II	706096	12/28/2011	1,097.77
62002400	M&S Maint TD	II	706096	12/28/2011	41.24
62002400	M&S Maint TD	II	706096	12/28/2011	169.60
62002400	M&S Maint TD	II	706096	12/28/2011	812.79
62002400	M&S Maint TD	II	706096	12/28/2011	(352.66)
62002400	M&S Maint TD	II	706096	12/28/2011	507.52
62002400	M&S Maint TD	II	706096	12/28/2011	88.62
62002400	M&S Maint TD	II	706096	12/28/2011	31.45
62002400	M&S Maint TD	II	706096	12/28/2011	417.78
62002400	M&S Maint TD	II	706096	12/28/2011	29.93
62002400	M&S Maint TD	II	706096	12/28/2011	5.47
62002400	M&S Maint TD	II	706096	12/28/2011	24.80
62002400	M&S Maint TD	II	706096	12/28/2011	37.81
62002400	M&S Maint TD	II	706096	12/28/2011	78.77
62002400	M&S Maint TD	II	706096	12/28/2011	109.62
62002400	M&S Maint TD	II	706096	12/28/2011	53.61
62002400	M&S Maint TD	II	706096	12/28/2011	32.01
62002400	M&S Maint TD	II	706096	12/28/2011	48.02
62002400	M&S Maint TD	II	706096	12/28/2011	20.02
62002400	M&S Maint TD	II	706096	12/28/2011	7.17
62002400	M&S Maint TD	II	706096	12/28/2011	51.45
62002400	M&S Maint TD	II	706096	12/28/2011	7.84
62002400	M&S Maint TD	II	706096	12/28/2011	13.20
62002400	M&S Maint TD	II	706096	12/28/2011	399.57
62002400	M&S Maint TD	II	706096	12/28/2011	34.56
62002400	M&S Maint TD	II	706096	12/28/2011	55.16
62002400	M&S Maint TD	II	706096	12/28/2011	139.23
62002400	M&S Maint TD	II	706096	12/28/2011	269.95
62002400	M&S Maint TD	II	706096	12/28/2011	352.66
62002400	M&S Maint TD	II	706096	12/28/2011	352.66
62002400	M&S Maint TD	PV	42992116	12/28/2011	583.65
62002400	M&S Maint TD	PV	42992117	12/28/2011	583.65
75840000	Lobbying Expenses	PV	42992082	12/28/2011	12.75
75840000	Lobbying Expenses	PV	42992122	12/28/2011	5,022.75
40111000	Res Sales Billed	JE	30987186	12/29/2011	(199,936.06)
40111000	Res Sales Billed	JE	30987186	12/29/2011	(23.69)
40121000	Com Sales Billed	JE	30987186	12/29/2011	(13,097.16)
40145000	Priv Fire Billed	JE	30987186	12/29/2011	(554.58)
40151000	Publ Auth Billed	JE	30987186	12/29/2011	(763.26)
40310400	OthRev-NSF Ck Chrg	JE	30987186	12/29/2011	(144.00)
40310400	OthRev-NSF Ck Chrg	JE	30987186	12/29/2011	(12.00)
40310500	OthRev-Appl/InitFee	JE	30987186	12/29/2011	(1,092.00)
40310700	OthRev-Reconnct Fee	JE	30987186	12/29/2011	(1,508.00)
50101305	Labor Oper WT SupEng	JE	30987112	12/29/2011	3,591.00
50101400	Labor Oper TD	JE	30987107	12/29/2011	2.95
50101400	Labor Oper TD	JE	30987112	12/29/2011	2,703.00
50101405	Labor Oper TD SupEng	JE	30987112	12/29/2011	2,323.00
50101405	Labor Oper TD SupEng	JE	30987112	12/29/2011	696.00
50101600	Labor Oper AG	JE	30987112	12/29/2011	8,590.00
50101600	Labor Oper AG	JE	30987112	12/29/2011	12,146.00
50101600	Labor Oper AG	JE	30987112	12/29/2011	861.00
50101600	Labor Oper AG	JE	30987112	12/29/2011	1,198.00
50101600	Labor Oper AG	JE	30987112	12/29/2011	2,200.00
50101600	Labor Oper AG	JE	30987112	12/29/2011	1,904.00
50101600	Labor Oper AG	JE	30987112	12/29/2011	24,378.00
50101600	Labor Oper AG	JE	30987112	12/29/2011	55,455.00
50101600	Labor Oper AG	JE	30987112	12/29/2011	5,680.00
50101600	Labor Oper AG	JE	30987112	12/29/2011	6,649.00
50171000	Annual Incent Plan	JE	30987097	12/29/2011	120,236.26
51110000	Waste Disposal	ID	706604	12/29/2011	3,440.33
51110000	Waste Disposal	ID	706660	12/29/2011	45.81
51110000	Waste Disposal	ID	706762	12/29/2011	727.58
51110000	Waste Disposal	ID	706762	12/29/2011	393.53
51110000	Waste Disposal	ID	706766	12/29/2011	122.57
51110000	Waste Disposal	ID	706766	12/29/2011	1,507.32
51510012	Purchased Power P	EE	4456421	12/29/2011	1,414.58
51510012	Purchased Power P	EE	4456421	12/29/2011	0.00
51510012	Purchased Power P	EE	4456421	12/29/2011	174.85
51800000	Chemicals	ID	706604	12/29/2011	5,954.42
51800000	Chemicals	ID	706604	12/29/2011	2,345.74

Kentucky American Water Company  
Case No. 2012-00520  
Response to PSC DR1, Item 31

Account	Description	Doc Type	Document Number	Posting Date	Amount
51800000	Chemicals	ID	706604	12/29/2011	5,075.60
51800000	Chemicals	ID	706604	12/29/2011	5,238.27
51800000	Chemicals	ID	706604	12/29/2011	30,425.43
51800000	Chemicals	ID	706604	12/29/2011	3,665.49
51800000	Chemicals	ID	706604	12/29/2011	295.99
51800000	Chemicals	ID	706604	12/29/2011	189.00
51800000	Chemicals	ID	706604	12/29/2011	1,357.60
51800000	Chemicals	ID	706627	12/29/2011	149.56
51800000	Chemicals	ID	706627	12/29/2011	376.57
51800000	Chemicals	ID	706627	12/29/2011	245.38
51800000	Chemicals	ID	706660	12/29/2011	380.16
51800000	Chemicals	ID	706660	12/29/2011	438.48
51800000	Chemicals	ID	706660	12/29/2011	1,486.83
51800000	Chemicals	ID	706660	12/29/2011	3,445.65
51800000	Chemicals	ID	706660	12/29/2011	7,632.90
51800000	Chemicals	ID	706660	12/29/2011	1,417.50
51800000	Chemicals	ID	706660	12/29/2011	220.69
51800000	Chemicals	ID	706660	12/29/2011	3,389.33
51800000	Chemicals	IA	49841	12/29/2011	(12.00)
51800000	Chemicals	IA	49842	12/29/2011	86.10
51800000	Chemicals	IA	49843	12/29/2011	80.47
51800000	Chemicals	ID	706762	12/29/2011	3,160.14
51800000	Chemicals	ID	706762	12/29/2011	3,459.66
51800000	Chemicals	ID	706762	12/29/2011	3,987.97
51800000	Chemicals	ID	706762	12/29/2011	3,046.99
51800000	Chemicals	ID	706762	12/29/2011	25,174.16
51800000	Chemicals	ID	706762	12/29/2011	3,263.63
51800000	Chemicals	ID	706762	12/29/2011	9,792.68
51800000	Chemicals	ID	706762	12/29/2011	56.96
51800000	Chemicals	ID	706766	12/29/2011	1,719.95
51800000	Chemicals	ID	706766	12/29/2011	1,476.83
51800000	Chemicals	ID	706766	12/29/2011	2,029.04
51800000	Chemicals	ID	706766	12/29/2011	1,912.16
51800000	Chemicals	ID	706766	12/29/2011	10,335.54
51800000	Chemicals	ID	706766	12/29/2011	35.04
51800000	Chemicals	ID	706766	12/29/2011	2,455.99
51800000	Chemicals	ID	706766	12/29/2011	7.15
51800000	Chemicals	ID	706766	12/29/2011	269.45
51800000	Chemicals	ID	706766	12/29/2011	26.27
51800000	Chemicals	ID	706768	12/29/2011	188.54
51800000	Chemicals	ID	706768	12/29/2011	145.41
52001400	M&S Oper TD	ST	30987003	12/29/2011	2.20
52001400	M&S Oper TD	ST	30987003	12/29/2011	1.92
52001400	M&S Oper TD	ST	30987003	12/29/2011	6.16
52501400	Misc Oper TD	ST	30987003	12/29/2011	11.50
52532013	Electricity WT	EE	4456339	12/29/2011	1.21
52532013	Electricity WT	EE	4456339	12/29/2011	35.62
52532013	Electricity WT	EE	4456339	12/29/2011	(0.03)
52532013	Electricity WT	EE	4456339	12/29/2011	0.00
52532013	Electricity WT	EE	4456339	12/29/2011	1.21
52532013	Electricity WT	EE	4456339	12/29/2011	4.79
52532013	Electricity WT	EE	4456357	12/29/2011	10.91
52532013	Electricity WT	EE	4456357	12/29/2011	12.66
52532013	Electricity WT	EE	4456357	12/29/2011	75.59
52532013	Electricity WT	EE	4456357	12/29/2011	0.00
52532013	Electricity WT	EE	4456357	12/29/2011	0.00
52532014	Electricity TD	EE	4456336	12/29/2011	142.33
52532014	Electricity TD	EE	4456336	12/29/2011	17.60
52532014	Electricity TD	EE	4456354	12/29/2011	71.55
52532014	Electricity TD	EE	4456354	12/29/2011	8.85
52532014	Electricity TD	EE	4456383	12/29/2011	74.64
52532014	Electricity TD	EE	4456383	12/29/2011	9.22
52532014	Electricity TD	EE	4456385	12/29/2011	48.81
52532014	Electricity TD	EE	4456385	12/29/2011	6.03
52532014	Electricity TD	EE	4456387	12/29/2011	18.14
52532014	Electricity TD	EE	4456387	12/29/2011	1.66
52574015	Telephone CA	TC	30986801	12/29/2011	14.96
52574015	Telephone CA	TC	30986867	12/29/2011	49.26
52574015	Telephone CA	TC	30986869	12/29/2011	407.60
52574015	Telephone CA	TC	30986973	12/29/2011	1,110.44
52574015	Telephone CA	TC	30986973	12/29/2011	925.35
52574016	Telephone AG	TC	30986830	12/29/2011	28.67
52574016	Telephone AG	TC	30986830	12/29/2011	0.03
52574016	Telephone AG	TC	30986869	12/29/2011	1.20
52574016	Telephone AG	TC	30986869	12/29/2011	125.15
52574016	Telephone AG	TC	30986913	12/29/2011	97.00
52574016	Telephone AG	TC	30986971	12/29/2011	223.81





Kentucky American Water Company  
Case No. 2012-00520  
Response to PSC DR1, Item 31

Account	Description	Doc Type	Document Number	Posting Date	Amount
55010300	Trans Lease Maint	PV	42993582	12/29/2011	5.00
55010300	Trans Lease Maint	PV	42993582	12/29/2011	1.00
55010300	Trans Lease Maint	PV	42993582	12/29/2011	5.00
55010300	Trans Lease Maint	PV	42993582	12/29/2011	5.00
55010300	Trans Lease Maint	PV	42993582	12/29/2011	5.00
55010300	Trans Lease Maint	PV	42993582	12/29/2011	9.25
57010015	Uncoll Accts Exp CA	JE	30987186	12/29/2011	294.89
57010015	Uncoll Accts Exp CA	JE	30987186	12/29/2011	175.44
57010015	Uncoll Accts Exp CA	JE	30987187	12/29/2011	4,281.26
57010015	Uncoll Accts Exp CA	JE	30987187	12/29/2011	46,643.37
62002400	M&S Maint TD	ST	30987003	12/29/2011	35.02
62002400	M&S Maint TD	ST	30987003	12/29/2011	35.02
62002400	M&S Maint TD	II	706521	12/29/2011	176.70
62002400	M&S Maint TD	II	706521	12/29/2011	338.08
62002400	M&S Maint TD	II	706523	12/29/2011	16.66
62002400	M&S Maint TD	II	706523	12/29/2011	5.39
62002400	M&S Maint TD	II	706523	12/29/2011	14.09
62002400	M&S Maint TD	II	706529	12/29/2011	23.60
62002400	M&S Maint TD	II	706529	12/29/2011	50.61
62002400	M&S Maint TD	IR	706862	12/29/2011	(40.19)
62002400	M&S Maint TD	IR	706864	12/29/2011	(77.85)
62002400	M&S Maint TD	IR	706866	12/29/2011	(126.78)
62002400	M&S Maint TD	IR	706866	12/29/2011	(36.38)
62002400	M&S Maint TD	IR	706866	12/29/2011	(253.76)
62002400	M&S Maint TD	IR	706881	12/29/2011	(30.70)
62002400	M&S Maint TD	IR	706881	12/29/2011	(126.78)
71521000	M&J Expenses	JE	30987107	12/29/2011	(2.95)
50101300	Labor Oper WT	T2	45278	12/30/2011	0.00
50101400	Labor Oper TD	T2	45278	12/30/2011	0.00
50101400	Labor Oper TD	T2	45278	12/30/2011	0.00
50101600	Labor Oper AG	T2	45278	12/30/2011	0.00
50421000	401k Expense	JE	30987242	12/30/2011	2,829.00
50422000	DCP Expense	JE	30987236	12/30/2011	3,768.00
50450016	Other Welfare AG	T1	45245	12/30/2011	144.00
50450016	Other Welfare AG	J2	31220	12/30/2011	3,826.90
50451000	Employee Awards	CC	7852	12/30/2011	11.63
50451000	Employee Awards	CC	7852	12/30/2011	198.77
50451000	Employee Awards	CC	7852	12/30/2011	15.33
50451000	Employee Awards	CC	7852	12/30/2011	174.67
50451000	Employee Awards	CC	7852	12/30/2011	14.84
50451000	Employee Awards	CC	7852	12/30/2011	(12.68)
50451000	Employee Awards	CC	7852	12/30/2011	150.00
50451000	Employee Awards	CC	7852	12/30/2011	(11.63)
50451000	Employee Awards	CC	7852	12/30/2011	(57.14)
50451000	Employee Awards	CC	7852	12/30/2011	(15.33)
50510000	PBOP Expense	JE	102	12/30/2011	(359.60)
50510100	PBOP Cap Credits	T1	45245	12/30/2011	(27,231.11)
50550000	Group Insur Expense	T1	45245	12/30/2011	(14,091.07)
50550000	Group Insur Expense	JE	30987732	12/30/2011	1,193.42
50550000	Group Insur Expense	JE	30987732	12/30/2011	(1,193.42)
50550100	Group Ins Cap Credits	T1	45245	12/30/2011	(67,775.05)
50610100	Pension Cap Credits	T1	45245	12/30/2011	(43,218.41)
51510012	Purchased Power P	JE	157	12/30/2011	(3,317.00)
51510012	Purchased Power P	JE	157	12/30/2011	(3,132.91)
51510013	Purchased Power WT	JE	157	12/30/2011	(3,765.51)
51510013	Purchased Power WT	JE	157	12/30/2011	(22,777.78)
51800000	Chemicals	IJ	30987210	12/30/2011	12.00
51800000	Chemicals	IJ	30987210	12/30/2011	(86.10)
51800000	Chemicals	IJ	30987210	12/30/2011	(80.47)
52001300	M&S Oper WT	CC	7852	12/30/2011	487.84
52001300	M&S Oper WT	CC	7852	12/30/2011	289.52
52001300	M&S Oper WT	CC	7852	12/30/2011	210.94
52001300	M&S Oper WT	CC	7852	12/30/2011	56.86
52001300	M&S Oper WT	CC	7852	12/30/2011	21.66
52001300	M&S Oper WT	CC	7852	12/30/2011	8.40
52001300	M&S Oper WT	CC	7852	12/30/2011	157.49
52001300	M&S Oper WT	CC	7852	12/30/2011	110.36
52001300	M&S Oper WT	CC	7852	12/30/2011	106.72
52001300	M&S Oper WT	CC	7852	12/30/2011	311.12
52001300	M&S Oper WT	CC	7852	12/30/2011	311.12
52001300	M&S Oper WT	CC	7852	12/30/2011	258.44
52001300	M&S Oper WT	CC	7852	12/30/2011	258.44
52001300	M&S Oper WT	CC	7852	12/30/2011	47.23
52001300	M&S Oper WT	CC	7852	12/30/2011	82.04
52001300	M&S Oper WT	CC	7852	12/30/2011	43.27
52001300	M&S Oper WT	CC	7852	12/30/2011	793.73
52001300	M&S Oper WT	CC	7852	12/30/2011	7.18

Kentucky American Water Company  
Case No. 2012-00520  
Response to PSC DR1, Item 31

Account	Description	Doc Type	Document Number	Posting Date	Amount
52001300	M&S Oper WT	CC	7852	12/30/2011	(881.92)
52001400	M&S Oper TD	CC	7852	12/30/2011	268.92
52001400	M&S Oper TD	CC	7852	12/30/2011	12.72
52001400	M&S Oper TD	CC	7852	12/30/2011	114.00
52001400	M&S Oper TD	CC	7852	12/30/2011	166.40
52001400	M&S Oper TD	CC	7852	12/30/2011	3.71
52001400	M&S Oper TD	CC	7852	12/30/2011	8.80
52001400	M&S Oper TD	CC	7852	12/30/2011	29.26
52001400	M&S Oper TD	CC	7852	12/30/2011	(114.00)
52001400	M&S Oper TD	CC	7852	12/30/2011	47.70
52001400	M&S Oper TD	CC	7852	12/30/2011	223.55
52001400	M&S Oper TD	CC	7852	12/30/2011	47.69
52001400	M&S Oper TD	CC	7852	12/30/2011	4.20
52001400	M&S Oper TD	CC	7852	12/30/2011	14.86
52001400	M&S Oper TD	CC	7852	12/30/2011	39.11
52001400	M&S Oper TD	CC	7852	12/30/2011	4.20
52001400	M&S Oper TD	CC	7852	12/30/2011	116.60
52001600	M&S Oper AG	PV	42995319	12/30/2011	1,056.00
52001600	M&S Oper AG	CC	7852	12/30/2011	108.68
52001600	M&S Oper AG	CC	7852	12/30/2011	10.00
52501300	Misc Oper WT	CC	7852	12/30/2011	163.05
52501300	Misc Oper WT	CC	7852	12/30/2011	271.30
52501300	Misc Oper WT	CC	7852	12/30/2011	119.06
52501300	Misc Oper WT	CC	7852	12/30/2011	111.55
52501300	Misc Oper WT	CC	7852	12/30/2011	152.34
52501300	Misc Oper WT	CC	7852	12/30/2011	16.80
52501300	Misc Oper WT	CC	7852	12/30/2011	84.31
52501300	Misc Oper WT	CC	7852	12/30/2011	184.61
52501300	Misc Oper WT	CC	7852	12/30/2011	150.50
52501300	Misc Oper WT	CC	7852	12/30/2011	34.88
52501300	Misc Oper WT	CC	7852	12/30/2011	173.18
52501300	Misc Oper WT	CC	7852	12/30/2011	23.63
52501300	Misc Oper WT	CC	7852	12/30/2011	95.39
52501300	Misc Oper WT	CC	7852	12/30/2011	28.62
52501300	Misc Oper WT	CC	7852	12/30/2011	109.90
52501300	Misc Oper WT	CC	7852	12/30/2011	73.88
52501300	Misc Oper WT	CC	7852	12/30/2011	334.58
52501300	Misc Oper WT	CC	7852	12/30/2011	109.23
52501300	Misc Oper WT	CC	7852	12/30/2011	13.05
52501300	Misc Oper WT	CC	7852	12/30/2011	10.67
52501300	Misc Oper WT	CC	7852	12/30/2011	70.53
52501400	Misc Oper TD	CC	7852	12/30/2011	111.30
52501400	Misc Oper TD	CC	7852	12/30/2011	191.84
52501400	Misc Oper TD	CC	7852	12/30/2011	602.23
52501400	Misc Oper TD	CC	7852	12/30/2011	93.48
52501400	Misc Oper TD	CC	7852	12/30/2011	191.84
52501600	Misc Oper AG	CC	7837	12/30/2011	61.45
52501600	Misc Oper AG	PV	42995415	12/30/2011	2,606.44
52501600	Misc Oper AG	CC	7852	12/30/2011	1,348.08
52501600	Misc Oper AG	CC	7852	12/30/2011	62.85
52501600	Misc Oper AG	CC	7852	12/30/2011	31.72
52501600	Misc Oper AG	CC	7852	12/30/2011	66.46
52501600	Misc Oper AG	CC	7852	12/30/2011	19.06
52501600	Misc Oper AG	CC	7852	12/30/2011	165.00
52510015	Bank Svc Charges-CA	PV	42995639	12/30/2011	7,651.18
52510015	Bank Svc Charges-CA	PV	42995640	12/30/2011	7,155.30
52522000	Community Relations	CC	7852	12/30/2011	11.09
52522000	Community Relations	CC	7852	12/30/2011	127.20
52522000	Community Relations	CC	7852	12/30/2011	2.09
52522000	Community Relations	CC	7852	12/30/2011	400.00
52522000	Community Relations	CC	7852	12/30/2011	771.60
52524000	Co Dues/Mmbrshp Ded	CC	7852	12/30/2011	150.00
52534000	Employee Expenses	CC	7852	12/30/2011	431.08
52534000	Employee Expenses	CC	7852	12/30/2011	5.00
52534000	Employee Expenses	CC	7852	12/30/2011	483.20
52534000	Employee Expenses	CC	7852	12/30/2011	533.20
52534000	Employee Expenses	CC	7852	12/30/2011	211.56
52534000	Employee Expenses	CC	7852	12/30/2011	24.00
52534000	Employee Expenses	CC	7852	12/30/2011	20.00
52534000	Employee Expenses	CC	7852	12/30/2011	20.00
52534000	Employee Expenses	CC	7852	12/30/2011	26.00
52534000	Employee Expenses	CC	7852	12/30/2011	114.25
52534000	Employee Expenses	CC	7852	12/30/2011	197.80
52534000	Employee Expenses	CC	7852	12/30/2011	(286.40)
52534000	Employee Expenses	CC	7852	12/30/2011	33.00
52534000	Employee Expenses	CC	7852	12/30/2011	4.97
52534000	Employee Expenses	CC	7852	12/30/2011	2.65



Kentucky American Water Company  
Case No. 2012-00520  
Response to PSC DR1, Item 31

Account	Description	Doc Type	Document Number	Posting Date	Amount
52534000	Employee Expenses	CC	7852	12/30/2011	5.00
52534000	Employee Expenses	CC	7852	12/30/2011	771.90
52534000	Employee Expenses	CC	7852	12/30/2011	8.00
52534000	Employee Expenses	CC	7852	12/30/2011	224.79
52534000	Employee Expenses	CC	7852	12/30/2011	426.80
52534000	Employee Expenses	CC	7852	12/30/2011	457.90
52534200	Conferences & Reg	CC	7852	12/30/2011	510.00
52534200	Conferences & Reg	CC	7852	12/30/2011	250.00
52535000	Meals Deductible	JN	30987239	12/30/2011	(3.75)
52535000	Meals Deductible	JN	30987239	12/30/2011	3.75
52535000	Meals Deductible	CC	7837	12/30/2011	192.73
52535000	Meals Deductible	CC	7837	12/30/2011	2.89
52535000	Meals Deductible	CC	7837	12/30/2011	59.98
52535000	Meals Deductible	CC	7852	12/30/2011	19.42
52535000	Meals Deductible	CC	7852	12/30/2011	19.08
52535000	Meals Deductible	CC	7852	12/30/2011	25.64
52535000	Meals Deductible	CC	7852	12/30/2011	31.79
52535000	Meals Deductible	CC	7852	12/30/2011	180.47
52535000	Meals Deductible	CC	7852	12/30/2011	12.32
52535000	Meals Deductible	CC	7852	12/30/2011	52.55
52535000	Meals Deductible	CC	7852	12/30/2011	13.25
52535000	Meals Deductible	CC	7852	12/30/2011	36.78
52535000	Meals Deductible	CC	7852	12/30/2011	35.35
52535000	Meals Deductible	CC	7852	12/30/2011	4.75
52535000	Meals Deductible	CC	7852	12/30/2011	47.46
52535000	Meals Deductible	CC	7852	12/30/2011	16.94
52535000	Meals Deductible	CC	7852	12/30/2011	8.99
52535000	Meals Deductible	CC	7852	12/30/2011	12.30
52535000	Meals Deductible	CC	7852	12/30/2011	5.30
52535000	Meals Deductible	CC	7852	12/30/2011	34.95
52535000	Meals Deductible	CC	7852	12/30/2011	13.42
52535000	Meals Deductible	CC	7852	12/30/2011	63.00
52535000	Meals Deductible	CC	7852	12/30/2011	26.39
52535000	Meals Deductible	CC	7852	12/30/2011	93.11
52535000	Meals Deductible	CC	7852	12/30/2011	4.31
52535000	Meals Deductible	CC	7852	12/30/2011	65.45
52535000	Meals Deductible	CC	7852	12/30/2011	6.56
52535000	Meals Deductible	CC	7852	12/30/2011	6.41
52535000	Meals Deductible	CC	7852	12/30/2011	25.78
52535000	Meals Deductible	CC	7852	12/30/2011	57.75
52535000	Meals Deductible	CC	7852	12/30/2011	57.80
52535000	Meals Deductible	CC	7852	12/30/2011	45.07
52535000	Meals Deductible	CC	7852	12/30/2011	18.96
52535000	Meals Deductible	CC	7852	12/30/2011	25.73
52535000	Meals Deductible	CC	7852	12/30/2011	4.05
52535000	Meals Deductible	CC	7852	12/30/2011	11.05
52535000	Meals Deductible	CC	7852	12/30/2011	50.21
52535000	Meals Deductible	CC	7852	12/30/2011	59.77
52535000	Meals Deductible	CC	7852	12/30/2011	8.97
52535000	Meals Deductible	CC	7852	12/30/2011	4.65
52535000	Meals Deductible	CC	7852	12/30/2011	2.12
52535000	Meals Deductible	CC	7852	12/30/2011	33.21
52535000	Meals Deductible	CC	7852	12/30/2011	13.98
52535000	Meals Deductible	CC	7852	12/30/2011	177.57
52535000	Meals Deductible	CC	7852	12/30/2011	31.24
52535000	Meals Deductible	CC	7852	12/30/2011	30.25
52535000	Meals Deductible	CC	7852	12/30/2011	40.00
52535000	Meals Deductible	CC	7852	12/30/2011	269.10
52535000	Meals Deductible	CC	7852	12/30/2011	4.22
52535000	Meals Deductible	CC	7852	12/30/2011	134.75
52535000	Meals Deductible	CC	7852	12/30/2011	100.88
52535000	Meals Deductible	CC	7852	12/30/2011	23.42
52535000	Meals Deductible	CC	7852	12/30/2011	172.70
52535000	Meals Deductible	CC	7852	12/30/2011	52.73
52535000	Meals Deductible	CC	7852	12/30/2011	144.25
52535000	Meals Deductible	CC	7852	12/30/2011	34.51
52535000	Meals Deductible	CC	7852	12/30/2011	10.33
52535000	Meals Deductible	CC	7852	12/30/2011	81.35
52535000	Meals Deductible	CC	7852	12/30/2011	8.64
52535000	Meals Deductible	CC	7852	12/30/2011	4.11
52535000	Meals Deductible	CC	7852	12/30/2011	14.27
52535000	Meals Deductible	CC	7852	12/30/2011	27.00
52535000	Meals Deductible	CC	7852	12/30/2011	27.59
52535000	Meals Deductible	CC	7852	12/30/2011	99.35
52535000	Meals Deductible	CC	7852	12/30/2011	4.59
52535000	Meals Deductible	CC	7852	12/30/2011	15.72
52535000	Meals Deductible	CC	7852	12/30/2011	283.45

Kentucky American Water Company  
Case No. 2012-00520  
Response to PSC DR1, Item 31

Account	Description	Doc Type	Document Number	Posting Date	Amount
52535100	Meals Nondeductible	JN	30987239	12/30/2011	(3.75)
52535100	Meals Nondeductible	JN	30987239	12/30/2011	3.75
52554500	Lab Supplies	CC	7852	12/30/2011	914.41
52554500	Lab Supplies	CC	7852	12/30/2011	17.01
52554500	Lab Supplies	CC	7852	12/30/2011	570.24
52554500	Lab Supplies	CC	7852	12/30/2011	833.65
52554500	Lab Supplies	CC	7852	12/30/2011	195.23
52554500	Lab Supplies	CC	7852	12/30/2011	514.91
52554500	Lab Supplies	CC	7852	12/30/2011	1,028.38
52554500	Lab Supplies	CC	7852	12/30/2011	247.02
52554500	Lab Supplies	CC	7852	12/30/2011	185.35
52554500	Lab Supplies	CC	7852	12/30/2011	275.67
52554500	Lab Supplies	CC	7852	12/30/2011	27.30
52554500	Lab Supplies	CC	7852	12/30/2011	134.87
52554500	Lab Supplies	CC	7852	12/30/2011	26.88
52554500	Lab Supplies	CC	7852	12/30/2011	130.18
52554500	Lab Supplies	CC	7852	12/30/2011	326.49
52554500	Lab Supplies	CC	7852	12/30/2011	158.00
52562013	Off&Adm Supplies WT	CC	7852	12/30/2011	27.80
52562013	Off&Adm Supplies WT	CC	7852	12/30/2011	19.08
52562013	Off&Adm Supplies WT	CC	7852	12/30/2011	16.95
52562013	Off&Adm Supplies WT	CC	7852	12/30/2011	33.91
52562014	Off&Adm Supplies TD	CC	7852	12/30/2011	104.84
52562014	Off&Adm Supplies TD	CC	7852	12/30/2011	242.92
52562014	Off&Adm Supplies TD	CC	7852	12/30/2011	359.51
52562016	Off&Adm Supplies AG	CC	7837	12/30/2011	39.33
52562016	Off&Adm Supplies AG	CC	7852	12/30/2011	53.90
52574116	Cell Phone AG	CC	7852	12/30/2011	23.84
52574116	Cell Phone AG	CC	7852	12/30/2011	47.68
52578013	Trash Removal WT	CC	7852	12/30/2011	106.78
52582013	Uniforms WT	CC	7852	12/30/2011	124.83
52582013	Uniforms WT	CC	7852	12/30/2011	60.14
52582013	Uniforms WT	CC	7852	12/30/2011	52.33
52582013	Uniforms WT	CC	7852	12/30/2011	56.92
52582013	Uniforms WT	CC	7852	12/30/2011	78.03
52582013	Uniforms WT	CC	7852	12/30/2011	542.87
52582013	Uniforms WT	CC	7852	12/30/2011	542.87
52582013	Uniforms WT	CC	7852	12/30/2011	488.61
52582013	Uniforms WT	CC	7852	12/30/2011	132.00
52582013	Uniforms WT	CC	7852	12/30/2011	56.54
52582013	Uniforms WT	CC	7852	12/30/2011	4.73
52582013	Uniforms WT	CC	7852	12/30/2011	26.93
52582013	Uniforms WT	CC	7852	12/30/2011	26.93
52582013	Uniforms WT	CC	7852	12/30/2011	4.73
52582014	Uniforms TD	CC	7852	12/30/2011	105.99
52582014	Uniforms TD	CC	7852	12/30/2011	651.12
52582014	Uniforms TD	CC	7852	12/30/2011	185.48
52582014	Uniforms TD	CC	7852	12/30/2011	14.09
52582014	Uniforms TD	CC	7852	12/30/2011	61.56
52585000	Discounts Available	PK	62064666	12/30/2011	(11.30)
52585000	Discounts Available	PK	62064666	12/30/2011	(9.23)
52585000	Discounts Available	PK	62064666	12/30/2011	(2.46)
53150013	Contr Svc-Other WT	CC	7852	12/30/2011	408.78
53150013	Contr Svc-Other WT	CC	7852	12/30/2011	65.00
53150015	Contr Svc-Other CA	PV	42994853	12/30/2011	5,987.04
53150015	Contr Svc-Other CA	CC	7852	12/30/2011	263.75
53150016	Contr Svc-Other AG	PV	42995204	12/30/2011	550.80
53150016	Contr Svc-Other AG	PV	42995387	12/30/2011	149.00
53155000	Contr Svc-Legal	PV	42995322	12/30/2011	127.50
53155000	Contr Svc-Legal	PV	42995326	12/30/2011	401.20
53155000	Contr Svc-Legal	PV	42995660	12/30/2011	14,942.96
55000016	Trans Oper AG	CC	7852	12/30/2011	11.02
55000016	Trans Oper AG	CC	7852	12/30/2011	18.41
55000100	Trans Cap Credits	T1	45245	12/30/2011	(372.98)
55000100	Trans Cap Credits	T1	45245	12/30/2011	(533.79)
55000100	Trans Cap Credits	T1	45245	12/30/2011	(37.38)
55000100	Trans Cap Credits	T1	45245	12/30/2011	(52.00)
55000100	Trans Cap Credits	T1	45245	12/30/2011	(95.48)
55000100	Trans Cap Credits	T1	45245	12/30/2011	(82.65)
55000100	Trans Cap Credits	T1	45245	12/30/2011	(1,304.48)
55000100	Trans Cap Credits	T1	45245	12/30/2011	(2,460.36)
55000100	Trans Cap Credits	T1	45245	12/30/2011	(246.62)
55000100	Trans Cap Credits	T1	45245	12/30/2011	(374.50)
55000100	Trans Cap Credits	T1	45245	12/30/2011	(209.92)
55000100	Trans Cap Credits	T1	45245	12/30/2011	(103.59)
55000100	Trans Cap Credits	T1	45245	12/30/2011	(160.93)
55000100	Trans Cap Credits	T1	45245	12/30/2011	(34.73)

Kentucky American Water Company  
Case No. 2012-00520  
Response to PSC DR1, Item 31

Account	Description	Doc Type	Document Number	Posting Date	Amount
55720100	Ins W/C Cap Credits	T1	45245	12/30/2011	(6,406.64)
57010015	Uncoll Accts Exp CA	JE	30987393	12/30/2011	(812.65)
62002100	M&S Maint SS	CC	7852	12/30/2011	777.68
62002100	M&S Maint SS	CC	7852	12/30/2011	82.19
62002300	M&S Maint WT	CC	7852	12/30/2011	1,187.71
62002300	M&S Maint WT	CC	7852	12/30/2011	1,187.71
62002300	M&S Maint WT	CC	7852	12/30/2011	1,157.31
62002300	M&S Maint WT	CC	7852	12/30/2011	821.50
62002300	M&S Maint WT	CC	7852	12/30/2011	79.40
62002300	M&S Maint WT	CC	7852	12/30/2011	1,000.00
62002300	M&S Maint WT	CC	7852	12/30/2011	528.77
62002300	M&S Maint WT	CC	7852	12/30/2011	83.00
62002300	M&S Maint WT	CC	7852	12/30/2011	482.27
62002300	M&S Maint WT	CC	7852	12/30/2011	196.00
62002300	M&S Maint WT	CC	7852	12/30/2011	11.60
62002300	M&S Maint WT	CC	7852	12/30/2011	49.32
62002300	M&S Maint WT	CC	7852	12/30/2011	82.00
62002300	M&S Maint WT	CC	7852	12/30/2011	105.19
62002300	M&S Maint WT	CC	7852	12/30/2011	145.90
62002300	M&S Maint WT	CC	7852	12/30/2011	155.47
62002300	M&S Maint WT	CC	7852	12/30/2011	(1,000.00)
62002300	M&S Maint WT	CC	7852	12/30/2011	143.39
62002300	M&S Maint WT	CC	7852	12/30/2011	308.94
62002300	M&S Maint WT	CC	7852	12/30/2011	212.85
62002300	M&S Maint WT	CC	7852	12/30/2011	990.33
62002300	M&S Maint WT	CC	7852	12/30/2011	228.55
62002300	M&S Maint WT	CC	7852	12/30/2011	16.09
62002300	M&S Maint WT	CC	7852	12/30/2011	25.16
62002300	M&S Maint WT	CC	7852	12/30/2011	102.52
62002300	M&S Maint WT	CC	7852	12/30/2011	11.89
62002300	M&S Maint WT	CC	7852	12/30/2011	100.70
62002300	M&S Maint WT	CC	7852	12/30/2011	23.80
62002300	M&S Maint WT	CC	7852	12/30/2011	174.89
62002400	M&S Maint TD	PV	42995349	12/30/2011	189.22
62002400	M&S Maint TD	PV	42995349	12/30/2011	189.22
62002400	M&S Maint TD	PV	42995355	12/30/2011	2,406.31
62002400	M&S Maint TD	JE	30987254	12/30/2011	(4.66)
62002400	M&S Maint TD	JE	30987261	12/30/2011	(130.91)
62002400	M&S Maint TD	JE	30987261	12/30/2011	(47.70)
62002400	M&S Maint TD	JE	30987261	12/30/2011	(27.79)
62002400	M&S Maint TD	JE	30987261	12/30/2011	(45.32)
62002400	M&S Maint TD	JE	30987323	12/30/2011	(64.91)
62002400	M&S Maint TD	JE	30987323	12/30/2011	(4.79)
62002400	M&S Maint TD	JE	30987323	12/30/2011	(7.42)
62002400	M&S Maint TD	JE	30987323	12/30/2011	(25.09)
62002400	M&S Maint TD	JE	30987326	12/30/2011	(114.61)
62002400	M&S Maint TD	JE	30987327	12/30/2011	(12.55)
62002400	M&S Maint TD	JE	30987329	12/30/2011	(16.77)
62002400	M&S Maint TD	JE	30987329	12/30/2011	(19.50)
62002400	M&S Maint TD	JE	30987329	12/30/2011	(6.64)
62002400	M&S Maint TD	JE	30987329	12/30/2011	(7.85)
62002400	M&S Maint TD	JE	30987329	12/30/2011	(22.51)
62002400	M&S Maint TD	JE	30987331	12/30/2011	(16.20)
62502300	Misc Maint WT	CC	7852	12/30/2011	(72.12)
62502300	Misc Maint WT	CC	7852	12/30/2011	(8.27)
62502300	Misc Maint WT	CC	7852	12/30/2011	(90.23)
63150026	Contr Svc-Maint AG	CC	7852	12/30/2011	105.18
68533000	FICA	T3	45279	12/30/2011	24.48
68533000	FICA	T3	45279	12/30/2011	146.62
68533000	FICA	T3	45279	12/30/2011	4.54
68533000	FICA	T3	45279	12/30/2011	4.34
68533000	FICA	JE	30987262	12/30/2011	38,643.00
71511000	M&J Revenues	RM	2166	12/30/2011	521.89
71511000	M&J Revenues	RM	2167	12/30/2011	2,604.00
71511000	M&J Revenues	RI	10155731	12/30/2011	388.55
71511000	M&J Revenues	RI	10144881	12/30/2011	1,407.12
71511000	M&J Revenues	RI	10151071	12/30/2011	516.12
71511000	M&J Revenues	RI	10152276	12/30/2011	1,050.80
71511000	M&J Revenues	RI	10154089	12/30/2011	713.51
71511000	M&J Revenues	RI	10154161	12/30/2011	1,453.35
71511000	M&J Revenues	RI	10155125	12/30/2011	2,991.98
71511000	M&J Revenues	RI	10155131	12/30/2011	892.10
71511000	M&J Revenues	RI	10155138	12/30/2011	526.73
71511000	M&J Revenues	RI	10155730	12/30/2011	5,180.24
71521000	M&J Expenses	JE	30987254	12/30/2011	4.66
71521000	M&J Expenses	JE	30987261	12/30/2011	130.91
71521000	M&J Expenses	JE	30987261	12/30/2011	47.70

Kentucky American Water Company  
Case No. 2012-00520  
Response to PSC DR1, Item 31

Account	Description	Doc Type	Document Number	Posting Date	Amount
71521000	M&J Expenses	JE	30987261	12/30/2011	27.79
71521000	M&J Expenses	JE	30987261	12/30/2011	45.32
71521000	M&J Expenses	JE	30987323	12/30/2011	64.91
71521000	M&J Expenses	JE	30987323	12/30/2011	4.79
71521000	M&J Expenses	JE	30987323	12/30/2011	7.42
71521000	M&J Expenses	JE	30987323	12/30/2011	25.09
71521000	M&J Expenses	JE	30987326	12/30/2011	114.61
71521000	M&J Expenses	JE	30987327	12/30/2011	12.55
71521000	M&J Expenses	JE	30987329	12/30/2011	16.77
71521000	M&J Expenses	JE	30987329	12/30/2011	19.50
71521000	M&J Expenses	JE	30987329	12/30/2011	6.64
71521000	M&J Expenses	JE	30987329	12/30/2011	7.85
71521000	M&J Expenses	JE	30987329	12/30/2011	22.51
71521000	M&J Expenses	JE	30987331	12/30/2011	16.20
75810000	Donations Deductible	CC	7852	12/30/2011	63.56
75810000	Donations Deductible	CC	7852	12/30/2011	8.50
75820000	Othr Income Deductns	CC	7837	12/30/2011	7.95
75820000	Othr Income Deductns	CC	7837	12/30/2011	6.83
75820000	Othr Income Deductns	CC	7837	12/30/2011	169.65
75820000	Othr Income Deductns	PV	42995419	12/30/2011	300.00
75840000	Lobbying Expenses	CC	7837	12/30/2011	255.00
86021500	Div Decl Com Stk I/C	DT	120	12/30/2011	7,115,955.14
40112000	Res Sales Unbilled	JE	30987182	12/31/2011	(2,224,525.65)
40122000	Com Sales Unbilled	JE	30987182	12/31/2011	(1,087,635.15)
40132000	Ind Sales Unbilled	JE	30987182	12/31/2011	(100,832.94)
40152000	Publ Auth Unbilled	JE	30987182	12/31/2011	(336,465.83)
40162000	SalesforRsls Unbilld	JE	30987182	12/31/2011	(143,559.81)
40310250	OthRev-Rent I/C	JE	30987704	12/31/2011	(22,388.53)
40310250	OthRev-Rent I/C	JE	30987724	12/31/2011	(22,470.16)
50171000	Annual Incent Plan	JE	30988648	12/31/2011	(10,571.00)
50171000	Annual Incent Plan	JE	99051207	12/31/2011	52,304.00
50171600	Comp Exp-Options	JE	30987710	12/31/2011	2,174.00
50171800	Comp Exp-RSU's	JE	30987710	12/31/2011	11,737.00
50423000	ESPP Expense	JE	30987410	12/31/2011	867.53
50451000	Employee Awards	JE	50000	12/31/2011	446.00
50510000	PBOP Expense	JR	2001	12/31/2011	66,999.92
50510000	PBOP Expense	JR	2007	12/31/2011	469.00
50510000	PBOP Expense	JR	2007	12/31/2011	(469.00)
50510000	PBOP Expense	JE	103	12/31/2011	(3,227.50)
50510100	PBOP Cap Credits	JE	30988207	12/31/2011	(2,384.00)
50510100	PBOP Cap Credits	JE	30988607	12/31/2011	2,384.00
50510100	PBOP Cap Credits	JE	30988607	12/31/2011	(2,384.00)
50550000	Group Insur Expense	JE	30987925	12/31/2011	(10,694.55)
50550100	Group Ins Cap Credits	JE	30988207	12/31/2011	13,809.00
50610000	Pension Expense	JR	2002	12/31/2011	92,152.25
50610000	Pension Expense	JR	2007	12/31/2011	645.07
50610000	Pension Expense	JR	2007	12/31/2011	(645.07)
50610100	Pension Cap Credits	JE	30988207	12/31/2011	(1,702.00)
50610100	Pension Cap Credits	JE	30988607	12/31/2011	1,702.00
50610100	Pension Cap Credits	JE	30988607	12/31/2011	(1,702.00)
51010000	Purchased Water	JE	205	12/31/2011	9,431.00
51010000	Purchased Water	JE	205	12/31/2011	3,984.00
51010000	Purchased Water	JE	205	12/31/2011	27,519.27
51010000	Purchased Water	JE	205	12/31/2011	1,981.00
51110000	Waste Disposal	JR	200	12/31/2011	5,333.33
51110000	Waste Disposal	JR	201	12/31/2011	3,000.00
51110000	Waste Disposal	JE	155	12/31/2011	3,756.88
51110000	Waste Disposal	JE	30988360	12/31/2011	(1,400.00)
51120000	Amort Waste Disposal	JR	1100	12/31/2011	8,333.33
51510012	Purchased Power P	JE	155	12/31/2011	36,738.84
51510012	Purchased Power P	JE	155	12/31/2011	18,178.34
51510012	Purchased Power P	JE	155	12/31/2011	256.79
51510012	Purchased Power P	JE	155	12/31/2011	883.74
51510013	Purchased Power WT	JE	155	12/31/2011	173,167.64
51510013	Purchased Power WT	JE	155	12/31/2011	31,408.81
51510013	Purchased Power WT	JE	155	12/31/2011	54,917.13
51510013	Purchased Power WT	JE	155	12/31/2011	12,510.65
51510013	Purchased Power WT	JE	155	12/31/2011	2,280.70
51510014	Purchased Power TD	JE	155	12/31/2011	11.72
51510014	Purchased Power TD	JE	155	12/31/2011	539.13
52001300	M&S Oper WT	JE	50000	12/31/2011	532.96
52001300	M&S Oper WT	JE	50000	12/31/2011	43.32
52001300	M&S Oper WT	JE	50000	12/31/2011	16.80
52001300	M&S Oper WT	JE	50000	12/31/2011	756.26
52001400	M&S Oper TD	JE	50000	12/31/2011	4,169.73
52001400	M&S Oper TD	JE	50000	12/31/2011	226.32
52001600	M&S Oper AG	JE	50000	12/31/2011	497.67

Kentucky American Water Company  
Case No. 2012-00520  
Response to PSC DR1, Item 31

Account	Description	Doc Type	Document Number	Posting Date	Amount
52001600	M&S Oper AG	JE	600	12/31/2011	5,072.10
52501200	Misc Oper P	JE	50000	12/31/2011	319.57
52501300	Misc Oper WT	JE	50000	12/31/2011	783.84
52501300	Misc Oper WT	JE	50000	12/31/2011	235.14
52501300	Misc Oper WT	JE	50000	12/31/2011	132.22
52501300	Misc Oper WT	JE	50000	12/31/2011	841.61
52501400	Misc Oper TD	JE	148	12/31/2011	94.92
52501400	Misc Oper TD	JE	50000	12/31/2011	1,896.51
52501600	Misc Oper AG	ST	30987345	12/31/2011	156.39
52501600	Misc Oper AG	JE	50000	12/31/2011	3,167.00
52501600	Misc Oper AG	JE	50000	12/31/2011	2,082.61
52501600	Misc Oper AG	JE	333	12/31/2011	174.55
52501600	Misc Oper AG	JE	332	12/31/2011	236.54
52501600	Misc Oper AG	JE	332	12/31/2011	129.62
52501600	Misc Oper AG	JE	160	12/31/2011	15,021.38
52510015	Bank Svc Charges-CA	JE	140	12/31/2011	7,651.18
52510015	Bank Svc Charges-CA	JE	141	12/31/2011	17,244.34
52520000	Collection Agencies	JE	30987722	12/31/2011	(8.26)
52520000	Collection Agencies	JE	316	12/31/2011	6,989.17
52520000	Collection Agencies	JE	316	12/31/2011	6,426.94
52520000	Collection Agencies	JE	334	12/31/2011	1,705.09
52520000	Collection Agencies	JE	334	12/31/2011	150.25
52520000	Collection Agencies	JE	334	12/31/2011	296.72
52522000	Community Relations	JR	223	12/31/2011	646.01
52524000	Co Dues/Mmbrshp Ded	JR	200	12/31/2011	224.61
52524000	Co Dues/Mmbrshp Ded	JR	213	12/31/2011	614.79
52524000	Co Dues/Mmbrshp Ded	JR	1209	12/31/2011	427.08
52524000	Co Dues/Mmbrshp Ded	JR	1212	12/31/2011	3,330.20
52524000	Co Dues/Mmbrshp Ded	JE	99121105	12/31/2011	(6,385.30)
52526100	Credit Line Fees I/C	JE	129	12/31/2011	(578.71)
52526100	Credit Line Fees I/C	JE	125	12/31/2011	4,713.81
52532013	Electricity WT	JE	155	12/31/2011	37.19
52532013	Electricity WT	JE	155	12/31/2011	59.46
52532013	Electricity WT	JE	155	12/31/2011	150.85
52532014	Electricity TD	JE	155	12/31/2011	4,432.19
52532014	Electricity TD	JE	155	12/31/2011	843.11
52532016	Electricity AG	JE	155	12/31/2011	6,853.49
52532016	Electricity AG	JE	155	12/31/2011	330.99
52534000	Employee Expenses	JE	50000	12/31/2011	1,529.39
52534000	Employee Expenses	JE	50000	12/31/2011	25.00
52534000	Employee Expenses	JE	50000	12/31/2011	256.00
52534000	Employee Expenses	JE	50000	12/31/2011	1,510.22
52534000	Employee Expenses	JE	50000	12/31/2011	366.42
52534000	Employee Expenses	JE	50000	12/31/2011	111.30
52534000	Employee Expenses	JE	50000	12/31/2011	161.51
52534000	Employee Expenses	JE	50000	12/31/2011	8.78
52534000	Employee Expenses	JE	31252	12/31/2011	(307.18)
52534000	Employee Expenses	JE	31252	12/31/2011	(364.18)
52534200	Conferences & Reg	JR	215	12/31/2011	54.10
52534200	Conferences & Reg	JE	50000	12/31/2011	1,995.00
52535000	Meals Deductible	JE	50000	12/31/2011	239.30
52535000	Meals Deductible	JE	50000	12/31/2011	177.45
52535000	Meals Deductible	JE	50000	12/31/2011	348.54
52535000	Meals Deductible	JE	50000	12/31/2011	31.64
52535000	Meals Deductible	JE	50000	12/31/2011	7.82
52535000	Meals Deductible	JE	31252	12/31/2011	(24.86)
52535000	Meals Deductible	JE	31252	12/31/2011	(26.19)
52542015	Forms CA	JE	300	12/31/2011	16,906.07
52548014	Heating Oil/Gas TD	JE	155	12/31/2011	1,783.70
52548014	Heating Oil/Gas TD	JE	155	12/31/2011	154.63
52548016	Heating Oil/Gas AG	JE	155	12/31/2011	1,590.82
52550013	Janitorial WT	JE	600	12/31/2011	575.00
52550013	Janitorial WT	JE	600	12/31/2011	1,112.50
52550013	Janitorial WT	JE	600	12/31/2011	262.50
52550013	Janitorial WT	JE	600	12/31/2011	550.00
52554500	Lab Supplies	JE	50000	12/31/2011	1,312.05
52554500	Lab Supplies	JE	50000	12/31/2011	202.41
52554500	Lab Supplies	JE	50000	12/31/2011	1,028.29
52554500	Lab Supplies	JE	50000	12/31/2011	65.80
52554500	Lab Supplies	JE	50000	12/31/2011	65.80
52562013	Off&Adm Supplies WT	JE	50000	12/31/2011	82.58
52562013	Off&Adm Supplies WT	JE	50000	12/31/2011	102.25
52562013	Off&Adm Supplies WT	JE	50000	12/31/2011	115.07
52562013	Off&Adm Supplies WT	JE	50000	12/31/2011	301.04
52562015	Off&Adm Supplies CA	JE	50000	12/31/2011	283.17
52562016	Off&Adm Supplies AG	JE	50000	12/31/2011	50.63
52562016	Off&Adm Supplies AG	JE	50000	12/31/2011	135.55

Kentucky American Water Company  
Case No. 2012-00520  
Response to PSC DR1, Item 31

Account	Description	Doc Type	Document Number	Posting Date	Amount
52562016	Off&Adm Supplies AG	JE	50000	12/31/2011	176.05
52566015	Postage CA	JE	125	12/31/2011	48,351.55
52568000	Research & Develop	JR	211	12/31/2011	1,517.61
52568000	Research & Develop	JR	216	12/31/2011	73.70
52571100	Add'l Security Costs	JE	600	12/31/2011	2,668.64
52571100	Add'l Security Costs	JE	600	12/31/2011	715.20
52571100	Add'l Security Costs	JE	160	12/31/2011	2,668.64
52571500	Software Licenses	JR	208	12/31/2011	1,378.38
52571500	Software Licenses	JR	210	12/31/2011	472.67
52571500	Software Licenses	JR	212	12/31/2011	286.35
52571500	Software Licenses	JR	217	12/31/2011	38.33
52571500	Software Licenses	JR	218	12/31/2011	2.38
52571500	Software Licenses	JR	219	12/31/2011	23.50
52571500	Software Licenses	JR	222	12/31/2011	85.29
52571500	Software Licenses	JR	224	12/31/2011	240.11
52571500	Software Licenses	JE	99121108	12/31/2011	(0.24)
52574015	Telephone CA	JE	148	12/31/2011	977.68
52574016	Telephone AG	JE	148	12/31/2011	4.03
52574016	Telephone AG	JE	148	12/31/2011	10.08
52574016	Telephone AG	JE	148	12/31/2011	124.07
52574016	Telephone AG	JE	148	12/31/2011	47.84
52574016	Telephone AG	JE	148	12/31/2011	339.89
52574016	Telephone AG	JE	148	12/31/2011	996.65
52574016	Telephone AG	JE	148	12/31/2011	63.47
52574113	Cell Phone WT	JE	148	12/31/2011	51.93
52574114	Cell Phone TD	JE	148	12/31/2011	6.32
52574114	Cell Phone TD	JE	148	12/31/2011	252.11
52574116	Cell Phone AG	JE	148	12/31/2011	256.02
52574116	Cell Phone AG	JE	148	12/31/2011	642.30
52574116	Cell Phone AG	JE	148	12/31/2011	49.88
52574116	Cell Phone AG	JE	148	12/31/2011	105.40
52574116	Cell Phone AG	JE	148	12/31/2011	54.71
52574116	Cell Phone AG	JE	148	12/31/2011	55.41
52574116	Cell Phone AG	JE	148	12/31/2011	849.48
52574116	Cell Phone AG	JE	148	12/31/2011	1,807.42
52574116	Cell Phone AG	JE	148	12/31/2011	475.09
52574116	Cell Phone AG	JE	148	12/31/2011	57.87
52574116	Cell Phone AG	JE	148	12/31/2011	110.88
52574116	Cell Phone AG	JE	148	12/31/2011	66.04
52574116	Cell Phone AG	JE	148	12/31/2011	33.51
52574116	Cell Phone AG	JE	148	12/31/2011	162.04
52582013	Uniforms WT	JE	50000	12/31/2011	318.04
52582013	Uniforms WT	JE	50000	12/31/2011	113.84
52582013	Uniforms WT	JE	50000	12/31/2011	86.72
52582014	Uniforms TD	JE	50000	12/31/2011	547.75
52582014	Uniforms TD	JE	50000	12/31/2011	60.66
52583011	Water & WW SS	JE	160	12/31/2011	5,026.73
52599800	PCard Undistributed	JE	50000	12/31/2011	35.75
53150013	Contr Svc-Other WT	JR	1200	12/31/2011	1,066.00
53150013	Contr Svc-Other WT	JR	1200	12/31/2011	1,249.67
53150013	Contr Svc-Other WT	JR	1200	12/31/2011	1,644.92
53150013	Contr Svc-Other WT	JR	1200	12/31/2011	641.83
53150013	Contr Svc-Other WT	JR	1200	12/31/2011	1,443.75
53150013	Contr Svc-Other WT	JR	1200	12/31/2011	175.42
53150013	Contr Svc-Other WT	JR	1200	12/31/2011	175.42
53150013	Contr Svc-Other WT	JE	600	12/31/2011	3,420.00
53150013	Contr Svc-Other WT	JE	600	12/31/2011	5,310.00
53150013	Contr Svc-Other WT	JE	600	12/31/2011	390.00
53150013	Contr Svc-Other WT	JE	600	12/31/2011	208.00
53150013	Contr Svc-Other WT	JE	600	12/31/2011	2,000.00
53150014	Contr Svc-Other TD	JE	600	12/31/2011	180.00
53150014	Contr Svc-Other TD	JE	600	12/31/2011	2,415.00
53150014	Contr Svc-Other TD	JE	600	12/31/2011	497.55
53150014	Contr Svc-Other TD	JE	600	12/31/2011	2,460.00
53150014	Contr Svc-Other TD	JE	160	12/31/2011	1,387.38
53150015	Contr Svc-Other CA	JE	148	12/31/2011	848.38
53150015	Contr Svc-Other CA	JE	50000	12/31/2011	1,218.00
53150016	Contr Svc-Other AG	ST	30987340	12/31/2011	33.05
53150016	Contr Svc-Other AG	ST	30987345	12/31/2011	8.94
53150016	Contr Svc-Other AG	JE	877	12/31/2011	5,987.04
53150016	Contr Svc-Other AG	JE	317	12/31/2011	550.80
53150016	Contr Svc-Other AG	JE	600	12/31/2011	300.00
53151014	Contr Svc-Temp EE TD	JE	600	12/31/2011	3,096.00
53151014	Contr Svc-Temp EE TD	JE	160	12/31/2011	2,877.93
53151014	Contr Svc-Temp EE TD	JE	160	12/31/2011	3,258.50
53151014	Contr Svc-Temp EE TD	JE	160	12/31/2011	3,224.32
53151015	Contr Svc-Temp EE CA	JE	160	12/31/2011	2,373.20

Kentucky American Water Company  
Case No. 2012-00520  
Response to PSC DR1, Item 31

Account	Description	Doc Type	Document Number	Posting Date	Amount
53152000	Contr Svc-Lab Testng	JE	50000	12/31/2011	90.00
53152000	Contr Svc-Lab Testng	JE	50000	12/31/2011	877.00
53152000	Contr Svc-Lab Testng	JE	30988360	12/31/2011	(877.00)
53154000	Contr Svc-Audit Fees	JR	275	12/31/2011	7,779.00
53155000	Contr Svc-Legal	JE	175	12/31/2011	23,543.70
53155000	Contr Svc-Legal	JE	175	12/31/2011	1,808.70
53155000	Contr Svc-Legal	JE	175	12/31/2011	74.00
53155000	Contr Svc-Legal	JE	175	12/31/2011	508.76
53155000	Contr Svc-Legal	JE	175	12/31/2011	400.00
53155000	Contr Svc-Legal	JE	175	12/31/2011	0.00
53409999	AWWSC Conversion	JB	30988204	12/31/2011	11,486.16
53409999	AWWSC Conversion	JB	30988204	12/31/2011	13,619.19
53409999	AWWSC Conversion	JB	30988204	12/31/2011	62,536.90
53409999	AWWSC Conversion	JB	30988204	12/31/2011	34,838.36
53409999	AWWSC Conversion	JB	30988204	12/31/2011	30,391.66
53409999	AWWSC Conversion	JB	30988204	12/31/2011	23,351.93
53409999	AWWSC Conversion	JB	30988204	12/31/2011	22,407.57
53409999	AWWSC Conversion	JB	30988204	12/31/2011	14,874.52
53409999	AWWSC Conversion	JB	30988204	12/31/2011	900.72
53409999	AWWSC Conversion	JB	30988204	12/31/2011	6,891.78
53409999	AWWSC Conversion	JB	30988204	12/31/2011	2,226.18
53409999	AWWSC Conversion	JB	30988204	12/31/2011	2,571.34
53409999	AWWSC Conversion	JB	30988204	12/31/2011	62,877.59
53409999	AWWSC Conversion	JB	30988204	12/31/2011	159,169.56
53409999	AWWSC Conversion	JB	30988204	12/31/2011	223,521.12
53409999	AWWSC Conversion	JB	30988204	12/31/2011	29,642.54
53409999	AWWSC Conversion	JB	30988204	12/31/2011	17,926.30
53409999	AWWSC Conversion	JB	30988204	12/31/2011	4,970.43
53409999	AWWSC Conversion	JB	30988204	12/31/2011	67,120.19
54140016	Rents-Equip AG	JE	160	12/31/2011	360.16
54140016	Rents-Equip AG	JE	160	12/31/2011	326.75
54140016	Rents-Equip AG	JE	160	12/31/2011	169.60
54140016	Rents-Equip AG	JE	160	12/31/2011	169.60
55000016	Trans Oper AG	JE	50000	12/31/2011	109.70
55000100	Trans Cap Credits	JE	30988207	12/31/2011	367.00
55010100	Trans Lease Costs	JE	240	12/31/2011	604.36
55010200	Trans Lease Fuel	JE	240	12/31/2011	59.98
55010200	Trans Lease Fuel	JE	240	12/31/2011	63.78
55010200	Trans Lease Fuel	JE	240	12/31/2011	1,923.17
55010200	Trans Lease Fuel	JE	240	12/31/2011	310.63
55010200	Trans Lease Fuel	JE	240	12/31/2011	16,831.33
55010200	Trans Lease Fuel	JE	240	12/31/2011	562.19
55010200	Trans Lease Fuel	JE	240	12/31/2011	589.93
55010200	Trans Lease Fuel	JE	240	12/31/2011	173.63
55010200	Trans Lease Fuel	JE	240	12/31/2011	779.46
55010200	Trans Lease Fuel	JE	240	12/31/2011	1,415.47
55010200	Trans Lease Fuel	JE	240	12/31/2011	200.69
55010200	Trans Lease Fuel	JE	240	12/31/2011	1,665.26
55010200	Trans Lease Fuel	JE	240	12/31/2011	87.18
55010200	Trans Lease Fuel	JE	242	12/31/2011	476.77
55010200	Trans Lease Fuel	JE	242	12/31/2011	6,380.66
55010200	Trans Lease Fuel	JE	242	12/31/2011	155.77
55010200	Trans Lease Fuel	JE	242	12/31/2011	97.34
55010200	Trans Lease Fuel	JE	242	12/31/2011	61.30
55010200	Trans Lease Fuel	JE	242	12/31/2011	235.81
55010200	Trans Lease Fuel	JE	242	12/31/2011	514.12
55010200	Trans Lease Fuel	JE	242	12/31/2011	119.13
55010200	Trans Lease Fuel	JE	242	12/31/2011	785.01
55010300	Trans Lease Maint	JE	240	12/31/2011	4.00
55010300	Trans Lease Maint	JE	240	12/31/2011	5.00
55010300	Trans Lease Maint	JE	240	12/31/2011	196.65
55010300	Trans Lease Maint	JE	240	12/31/2011	50.50
55010300	Trans Lease Maint	JE	240	12/31/2011	9,278.37
55010300	Trans Lease Maint	JE	240	12/31/2011	49.80
55010300	Trans Lease Maint	JE	240	12/31/2011	1,247.24
55010300	Trans Lease Maint	JE	240	12/31/2011	18.59
55010300	Trans Lease Maint	JE	240	12/31/2011	66.18
55010300	Trans Lease Maint	JE	240	12/31/2011	218.57
55010300	Trans Lease Maint	JE	240	12/31/2011	5.00
55010300	Trans Lease Maint	JE	240	12/31/2011	453.71
55010300	Trans Lease Maint	JE	240	12/31/2011	5.00
55010300	Trans Lease Maint	JE	245	12/31/2011	387.73
55010300	Trans Lease Maint	JE	30987551	12/31/2011	54,100.00
55010300	Trans Lease Maint	JE	30987551	12/31/2011	9,400.00
55010300	Trans Lease Maint	JE	30987551	12/31/2011	5,396.00
55010300	Trans Lease Maint	JE	30987551	12/31/2011	1,400.00
55010300	Trans Lease Maint	JE	30987551	12/31/2011	4,300.00

Kentucky American Water Company  
Case No. 2012-00520  
Response to PSC DR1, Item 31

Account	Description	Doc Type	Document Number	Posting Date	Amount
55010300	Trans Lease Maint	JE	241	12/31/2011	77.00
55010300	Trans Lease Maint	JE	241	12/31/2011	1,399.00
55010300	Trans Lease Maint	JE	241	12/31/2011	350.00
55010300	Trans Lease Maint	JE	241	12/31/2011	0.00
55010300	Trans Lease Maint	JE	241	12/31/2011	119.00
55010300	Trans Lease Maint	JE	244	12/31/2011	184.89
55110000	Ins Vehicle	JR	115	12/31/2011	2,456.09
55710000	Ins General Liabilty	JR	101	12/31/2011	187.83
55710000	Ins General Liabilty	JR	102	12/31/2011	187.32
55710000	Ins General Liabilty	JR	107	12/31/2011	151.44
55710000	Ins General Liabilty	JR	109	12/31/2011	523.73
55710000	Ins General Liabilty	JR	111	12/31/2011	20,586.90
55710000	Ins General Liabilty	JR	113	12/31/2011	4,586.70
55710000	Ins General Liabilty	JR	114	12/31/2011	1,026.33
55710000	Ins General Liabilty	JR	119	12/31/2011	747.98
55710000	Ins General Liabilty	JR	125	12/31/2011	382.78
55710000	Ins General Liabilty	JR	128	12/31/2011	61.56
55710000	Ins General Liabilty	JE	235	12/31/2011	1,175.07
55720000	Ins Work Comp	JR	112	12/31/2011	13,566.00
55720000	Ins Work Comp	JR	2007	12/31/2011	95.00
55720000	Ins Work Comp	JR	2007	12/31/2011	(95.00)
55720100	Ins W/C Cap Credits	JE	30988207	12/31/2011	644.00
55730000	Ins Other	JR	100	12/31/2011	8.82
55730000	Ins Other	JR	103	12/31/2011	58.42
55730000	Ins Other	JR	104	12/31/2011	51.33
55730000	Ins Other	JR	110	12/31/2011	431.79
55730000	Ins Other	JR	116	12/31/2011	10,179.35
56610000	Reg Exp-Amort	JR	700	12/31/2011	16,565.87
56620000	Reg Exp-Depr Stdy	JR	800	12/31/2011	561.46
56620000	Reg Exp-Depr Stdy	JR	900	12/31/2011	617.21
57010015	Uncoll Accts Exp CA	JE	100	12/31/2011	(67,367.28)
57010016	Uncoll Accts Exp AG	JE	260	12/31/2011	(18,560.64)
62002100	M&S Maint SS	JE	50000	12/31/2011	45.79
62002100	M&S Maint SS	JE	50000	12/31/2011	1,907.56
62002300	M&S Maint WT	JE	50000	12/31/2011	304.09
62002300	M&S Maint WT	JE	50000	12/31/2011	383.49
62002300	M&S Maint WT	JE	160	12/31/2011	3,265.32
62002300	M&S Maint WT	JE	160	12/31/2011	1,843.90
62002300	M&S Maint WT	JE	160	12/31/2011	1,292.67
62002300	M&S Maint WT	JE	160	12/31/2011	5,536.24
62002300	M&S Maint WT	JE	160	12/31/2011	6,437.59
62002300	M&S Maint WT	JE	160	12/31/2011	1,949.91
62002300	M&S Maint WT	JE	160	12/31/2011	1,110.00
62002300	M&S Maint WT	JE	160	12/31/2011	2,220.00
62002300	M&S Maint WT	JE	160	12/31/2011	2,590.00
62002300	M&S Maint WT	JE	160	12/31/2011	740.00
62002400	M&S Maint TD	ST	30987345	12/31/2011	11.35
62002400	M&S Maint TD	ST	30987345	12/31/2011	11.35
62002400	M&S Maint TD	JE	50000	12/31/2011	256.91
62002400	M&S Maint TD	JE	160	12/31/2011	900.00
62002400	M&S Maint TD	JE	160	12/31/2011	3,196.00
62002600	M&S Maint AG	JR	201	12/31/2011	1,808.76
62502300	Misc Maint WT	JE	50000	12/31/2011	382.59
62502300	Misc Maint WT	JE	160	12/31/2011	2,342.00
62502300	Misc Maint WT	JE	160	12/31/2011	2,887.28
62502400	Misc Maint TD	JE	160	12/31/2011	1,971.60
62502600	Misc Maint AG	JR	204	12/31/2011	341.52
62502600	Misc Maint AG	JR	209	12/31/2011	3,946.55
62502600	Misc Maint AG	JR	214	12/31/2011	725.05
62502600	Misc Maint AG	JR	220	12/31/2011	224.25
62502600	Misc Maint AG	JR	221	12/31/2011	542.50
62502600	Misc Maint AG	JE	99121107	12/31/2011	31.83
62512300	Amort Def Maint WT	JR	600	12/31/2011	3,019.97
62512300	Amort Def Maint WT	JR	605	12/31/2011	1,076.39
62512300	Amort Def Maint WT	JR	606	12/31/2011	1,244.41
62512300	Amort Def Maint WT	JR	607	12/31/2011	1,281.93
62512300	Amort Def Maint WT	JR	609	12/31/2011	1,469.26
62512300	Amort Def Maint WT	JR	611	12/31/2011	1,800.99
62512300	Amort Def Maint WT	JR	613	12/31/2011	382.23
62512300	Amort Def Maint WT	JR	613	12/31/2011	148.44
62512300	Amort Def Maint WT	JR	614	12/31/2011	2,238.71
62512300	Amort Def Maint WT	JR	614	12/31/2011	619.56
62512300	Amort Def Maint WT	JE	121204	12/31/2011	1,036.94
62512300	Amort Def Maint WT	JE	121204	12/31/2011	978.38
62512300	Amort Def Maint WT	JE	121204	12/31/2011	4,845.70
62512300	Amort Def Maint WT	JE	121204	12/31/2011	2,224.93
62512300	Amort Def Maint WT	JE	121204	12/31/2011	(0.80)



Kentucky American Water Company  
Case No. 2012-00520  
Response to PSC DR1, Item 31

Account	Description	Doc Type	Document Number	Posting Date	Amount
62512400	Amort Def Maint TD	JR	600	12/31/2011	5,260.36
62512400	Amort Def Maint TD	JR	608	12/31/2011	2,149.90
62512400	Amort Def Maint TD	JR	610	12/31/2011	416.66
62512400	Amort Def Maint TD	JR	612	12/31/2011	276.13
62512400	Amort Def Maint TD	JR	613	12/31/2011	809.76
62512400	Amort Def Maint TD	JR	613	12/31/2011	189.97
62512400	Amort Def Maint TD	JR	615	12/31/2011	7,172.91
62512400	Amort Def Maint TD	JE	121204	12/31/2011	(0.03)
62512400	Amort Def Maint TD	JE	121204	12/31/2011	(0.82)
62520700	Misc Main Pvg/Bckfil	JE	300	12/31/2011	10,010.30
62520700	Misc Main Pvg/Bckfil	JE	300	12/31/2011	7,843.62
62520700	Misc Main Pvg/Bckfil	JE	160	12/31/2011	2,062.80
62520700	Misc Main Pvg/Bckfil	JE	160	12/31/2011	3,680.60
68011000	Depr -UPIS General	JU	30948104	12/31/2011	(26,781.46)
68011000	Depr -UPIS General	DP	30987648	12/31/2011	7,383.80
68011000	Depr -UPIS General	DP	30987648	12/31/2011	870,212.17
68011000	Depr -UPIS General	DP	30987648	12/31/2011	3,424.82
68011000	Depr -UPIS General	DP	30987648	12/31/2011	139.89
68011000	Depr -UPIS General	DP	30987648	12/31/2011	14,279.77
68011000	Depr -UPIS General	DP	30987648	12/31/2011	12,372.95
68012000	Depr -Amort CIAC Tx	DP	30987648	12/31/2011	(23.52)
68012000	Depr -Amort CIAC Tx	DP	30987648	12/31/2011	(22,769.44)
68012500	Depr-Amort CIAC Nntx	DP	30987648	12/31/2011	(81,822.65)
68012500	Depr-Amort CIAC Nntx	DP	30987648	12/31/2011	(5,162.84)
68012500	Depr-Amort CIAC Nntx	DP	30987648	12/31/2011	(2,153.22)
68012500	Depr-Amort CIAC Nntx	DP	30987648	12/31/2011	(5,676.48)
68012500	Depr-Amort CIAC Nntx	DP	30987648	12/31/2011	30.80
68254000	Amort-RegAsset AFUDC	JU	30092822	12/31/2011	10,968.58
68255000	Amort-UPAA	JU	907	12/31/2011	697.33
68255000	Amort-UPAA	JU	30009706	12/31/2011	16.06
68257000	Amort-Prop Losses	JR	100	12/31/2011	4,756.67
68258000	Amort-Reg Asset	JU	30092823	12/31/2011	575.00
68311000	Rem Costs-ARO/NNS	DP	30987648	12/31/2011	2,529.19
68311000	Rem Costs-ARO/NNS	DP	30987648	12/31/2011	162,012.71
68311000	Rem Costs-ARO/NNS	DP	30987648	12/31/2011	2,177.20
68520000	Property Taxes	JH	6	12/31/2011	325,292.80
68544000	Gross Receipts Tax	JE	30985408	12/31/2011	11,141.00
68545000	Utility Reg Assessme	JH	4	12/31/2011	9,438.11
69011000	FIT-Current	JE	30987711	12/31/2011	(3,782,363.00)
69011000	FIT-Current	JE	30988387	12/31/2011	(654.00)
69011000	FIT-Current	JE	30988744	12/31/2011	(2,799,027.69)
69011000	FIT-Current	JE	99051206	12/31/2011	3,782,363.00
69012000	FIT-Prior Year Adj	JE	30988385	12/31/2011	51,114.00
69012000	FIT-Prior Year Adj	JE	99051206	12/31/2011	942,321.00
69021000	SIT-Current	JE	30987711	12/31/2011	(689,793.00)
69021000	SIT-Current	JE	30988387	12/31/2011	1,869.00
69021000	SIT-Current	JE	30988744	12/31/2011	(526,306.92)
69021000	SIT-Current	JE	99051206	12/31/2011	689,793.00
69022000	SIT-Prior Year Adj	JE	30988385	12/31/2011	(10,418.00)
69022000	SIT-Prior Year Adj	JE	99051206	12/31/2011	222,853.00
69031000	FIT-Oth Inc&Ded CY	JE	30988744	12/31/2011	(13,082.03)
69031000	FIT-Oth Inc&Ded CY	JE	99051206	12/31/2011	(3,782,363.00)
69041000	SIT-Oth Inc&Ded CY	JE	30988744	12/31/2011	(2,385.78)
69041000	SIT-Oth Inc&Ded CY	JE	99051206	12/31/2011	(689,793.00)
69062000	Def FIT-Pr Yr Adj	JE	30988385	12/31/2011	(4.00)
69062000	Def FIT-Pr Yr Adj	JE	99051206	12/31/2011	(957,540.00)
69063000	Def FIT-RegAsst/Liab	JT	30092822	12/31/2011	36,106.27
69063000	Def FIT-RegAsst/Liab	JT	30092822	12/31/2011	2,158.75
69063000	Def FIT-RegAsst/Liab	JT	30092822	12/31/2011	(1,698.65)
69063000	Def FIT-RegAsst/Liab	JT	30092822	12/31/2011	(11,029.58)
69063000	Def FIT-RegAsst/Liab	JT	30092822	12/31/2011	(365.33)
69063000	Def FIT-RegAsst/Liab	JT	30092822	12/31/2011	(300.91)
69063000	Def FIT-RegAsst/Liab	JT	30092822	12/31/2011	(2,750.67)
69065000	Def FIT-Other	JE	30988744	12/31/2011	3,001,613.69
69072000	Def SIT-Pr Yr Adj	JE	30988385	12/31/2011	(1.00)
69072000	Def SIT-Pr Yr Adj	JE	99051206	12/31/2011	(227,981.00)
69073000	Def SIT-RegAsst/Liab	JT	30092822	12/31/2011	6,584.73
69073000	Def SIT-RegAsst/Liab	JT	30092822	12/31/2011	137.75
69073000	Def SIT-RegAsst/Liab	JT	30092822	12/31/2011	(2,199.58)
69073000	Def SIT-RegAsst/Liab	JT	30092822	12/31/2011	(309.68)
69073000	Def SIT-RegAsst/Liab	JT	30092822	12/31/2011	(704.00)
69073000	Def SIT-RegAsst/Liab	JT	30092822	12/31/2011	(66.67)
69073000	Def SIT-RegAsst/Liab	JT	30092822	12/31/2011	(54.92)
69073000	Def SIT-RegAsst/Liab	JT	30092822	12/31/2011	(501.66)
69073000	Def SIT-RegAsst/Liab	JT	30092822	12/31/2011	(1,857.42)
69073500	Def SIT-Other	JE	30988744	12/31/2011	563,252.71
69522000	ITC Restored-3%	JT	30092822	12/31/2011	(637.67)

Kentucky American Water Company  
Case No. 2012-00520  
Response to PSC DR1, Item 31

Account	Description	Doc Type	Document Number	Posting Date	Amount
69523000	ITC Restored-4%	JT	30092822	12/31/2011	(525.42)
69524000	ITC Restored-10%	JT	30092822	12/31/2011	(5,903.33)
70510000	AFUDC-Equity	F6	30988126	12/31/2011	(8,347.87)
70510000	AFUDC-Equity	F6	30988126	12/31/2011	(31,246.07)
70510000	AFUDC-Equity	F6	30988126	12/31/2011	(468.02)
71511000	M&J Revenues	RI	10173606	12/31/2011	(1,430.29)
71511000	M&J Revenues	RI	10173607	12/31/2011	(1,239.17)
71511000	M&J Revenues	RI	10173608	12/31/2011	(18,024.68)
71521000	M&J Expenses	JE	50000	12/31/2011	7.65
71521000	M&J Expenses	JE	300	12/31/2011	697.60
71521000	M&J Expenses	JE	300	12/31/2011	301.39
71521000	M&J Expenses	JE	160	12/31/2011	4,434.63
71521500	M&J Expenses I/C	JE	30988360	12/31/2011	1,400.00
71521500	M&J Expenses I/C	JE	30988360	12/31/2011	877.00
75510000	Amort UPAA	JU	908	12/31/2011	(35.38)
75820000	Othr Income Deductns	JE	50000	12/31/2011	423.45
75840000	Lobbying Expenses	JR	1212	12/31/2011	497.62
81010000	Interest LTD	JR	1000	12/31/2011	(10,875.79)
81010000	Interest LTD	JE	103	12/31/2011	50,677.50
81010000	Interest LTD	JE	103	12/31/2011	221,947.92
81010000	Interest LTD	JE	103	12/31/2011	39,246.67
81010000	Interest LTD	JE	105	12/31/2011	243,600.00
81010000	Interest LTD	JE	105	12/31/2011	314,550.00
81015000	Interest LTD Interco	JE	103	12/31/2011	483,437.50
81015000	Interest LTD Interco	JE	103	12/31/2011	112,576.39
81015000	Interest LTD Interco	JE	103	12/31/2011	228,526.04
81015000	Interest LTD Interco	JE	103	12/31/2011	645,564.58
81015000	Interest LTD Interco	JE	103	12/31/2011	112,222.23
81015000	Interest LTD Interco	JE	105	12/31/2011	698,750.00
81015000	Interest LTD Interco	JE	105	12/31/2011	1,418,437.50
81020000	Div Decl P/S w/ MRR	JE	103	12/31/2011	31,762.50
81020000	Div Decl P/S w/ MRR	JE	105	12/31/2011	95,287.50
81315000	Interest STD Interco	JE	125	12/31/2011	2,417.09
82010000	Amort Debt Disc&Exp	JR	300	12/31/2011	665.38
82015000	Amort Dbt Dsc&Ex I/C	JR	500	12/31/2011	77.75
82015000	Amort Dbt Dsc&Ex I/C	JR	500	12/31/2011	1,381.14
82015000	Amort Dbt Dsc&Ex I/C	JR	501	12/31/2011	1,699.18
82015000	Amort Dbt Dsc&Ex I/C	JR	502	12/31/2011	1,084.02
82015000	Amort Dbt Dsc&Ex I/C	JR	503	12/31/2011	905.46
82020000	Amort P/S Exp w/ MRR	JR	400	12/31/2011	64.24
85000000	AFUDC Debt	F0	30988067	12/31/2011	(359.03)
85000000	AFUDC Debt	F0	30988067	12/31/2011	(6,403.82)
85000000	AFUDC Debt	F0	30988067	12/31/2011	(12,014.25)
86031000	Div Dec Pref Stk	JE	103	12/31/2011	7,135.00
86031000	Div Dec Pref Stk	JE	103	12/31/2011	5,589.00
86031000	Div Dec Pref Stk	JE	103	12/31/2011	6,682.50
40112000	Res Sales Unbilled	JE	30987182	1/1/2012	2,224,525.65
40122000	Com Sales Unbilled	JE	30987182	1/1/2012	1,087,635.15
40132000	Ind Sales Unbilled	JE	30987182	1/1/2012	100,832.94
40152000	Publ Auth Unbilled	JE	30987182	1/1/2012	336,465.83
40162000	SalesforRsle Unbilld	JE	30987182	1/1/2012	143,559.81
40231000	Ind WW Svc Billed	RR	10172924	1/1/2012	(500.00)
40310200	OthRev-Rent	RR	10172884	1/1/2012	(95.00)
40310200	OthRev-Rent	RR	10173037	1/1/2012	(2,000.00)
40310200	OthRev-Rent	RR	10173069	1/1/2012	(2,848.73)
40310200	OthRev-Rent	RR	10173081	1/1/2012	(2,665.62)
40310300	OthRev-CFO	JE	50	1/1/2012	72,378.64
40310300	OthRev-CFO	JE	50	1/1/2012	27,141.25
40310300	OthRev-CFO	JE	50	1/1/2012	178.54
40310300	OthRev-CFO	JE	50	1/1/2012	35,602.82
50101305	Labor Oper WT SupEng	JE	30987112	1/1/2012	(3,591.00)
50101400	Labor Oper TD	JE	30987112	1/1/2012	(2,703.00)
50101400	Labor Oper TD	T2	45473	1/1/2012	0.00
50101400	Labor Oper TD	T2	45473	1/1/2012	0.00
50101405	Labor Oper TD SupEng	JE	30987112	1/1/2012	(2,323.00)
50101405	Labor Oper TD SupEng	JE	30987112	1/1/2012	(696.00)
50101600	Labor Oper AG	JE	30987112	1/1/2012	(8,590.00)
50101600	Labor Oper AG	JE	30987112	1/1/2012	(12,146.00)
50101600	Labor Oper AG	JE	30987112	1/1/2012	(861.00)
50101600	Labor Oper AG	JE	30987112	1/1/2012	(1,198.00)
50101600	Labor Oper AG	JE	30987112	1/1/2012	(2,200.00)
50101600	Labor Oper AG	JE	30987112	1/1/2012	(1,904.00)
50101600	Labor Oper AG	JE	30987112	1/1/2012	(24,378.00)
50101600	Labor Oper AG	JE	30987112	1/1/2012	(55,455.00)
50101600	Labor Oper AG	JE	30987112	1/1/2012	(5,680.00)
50101600	Labor Oper AG	JE	30987112	1/1/2012	(6,649.00)
50421000	401k Expense	JE	30987242	1/1/2012	(2,829.00)

Kentucky American Water Company  
Case No. 2012-00520  
Response to PSC DR1, Item 31

Account	Description	Doc Type	Document Number	Posting Date	Amount
50422000	DCP Expense	JE	30987236	1/1/2012	(3,768.00)
50451000	Employee Awards	JE	50000	1/1/2012	(446.00)
50550000	Group Insur Expense	RR	10172797	1/1/2012	(180.34)
50550000	Group Insur Expense	RR	10172798	1/1/2012	(447.00)
50550000	Group Insur Expense	RR	10172830	1/1/2012	(50.00)
50550000	Group Insur Expense	RR	10172893	1/1/2012	(447.00)
50550000	Group Insur Expense	RR	10172900	1/1/2012	(447.00)
50550000	Group Insur Expense	RR	10172893	1/1/2012	447.00
50550000	Group Insur Expense	RR	10173193	1/1/2012	(463.00)
50550000	Group Insur Expense	RR	10172798	1/1/2012	447.00
50550000	Group Insur Expense	RR	10173194	1/1/2012	(463.00)
50550000	Group Insur Expense	RR	10172900	1/1/2012	447.00
50550000	Group Insur Expense	RR	10173220	1/1/2012	(463.00)
50550000	Group Insur Expense	RR	10172797	1/1/2012	180.34
50550000	Group Insur Expense	RR	10173389	1/1/2012	(196.34)
51010000	Purchased Water	JE	205	1/1/2012	(9,431.00)
51010000	Purchased Water	JE	205	1/1/2012	(3,984.00)
51010000	Purchased Water	JE	205	1/1/2012	(27,519.27)
51010000	Purchased Water	JE	205	1/1/2012	(1,981.00)
51110000	Waste Disposal	JE	155	1/1/2012	(3,756.88)
51510012	Purchased Power P	JE	155	1/1/2012	(36,738.84)
51510012	Purchased Power P	JE	155	1/1/2012	(18,178.34)
51510012	Purchased Power P	JE	155	1/1/2012	(256.79)
51510012	Purchased Power P	JE	155	1/1/2012	(883.74)
51510012	Purchased Power P	JE	157	1/1/2012	3,317.00
51510012	Purchased Power P	JE	157	1/1/2012	3,132.91
51510013	Purchased Power WT	JE	155	1/1/2012	(173,167.64)
51510013	Purchased Power WT	JE	155	1/1/2012	(31,408.81)
51510013	Purchased Power WT	JE	155	1/1/2012	(54,917.13)
51510013	Purchased Power WT	JE	155	1/1/2012	(12,510.65)
51510013	Purchased Power WT	JE	155	1/1/2012	(2,280.70)
51510013	Purchased Power WT	JE	157	1/1/2012	3,765.51
51510013	Purchased Power WT	JE	157	1/1/2012	22,777.78
51510014	Purchased Power TD	JE	155	1/1/2012	(11.72)
51510014	Purchased Power TD	JE	155	1/1/2012	(539.13)
52001300	M&S Oper WT	JE	50000	1/1/2012	(532.96)
52001300	M&S Oper WT	JE	50000	1/1/2012	(43.32)
52001300	M&S Oper WT	JE	50000	1/1/2012	(16.80)
52001300	M&S Oper WT	JE	50000	1/1/2012	(756.26)
52001400	M&S Oper TD	JE	50000	1/1/2012	(4,169.73)
52001400	M&S Oper TD	JE	50000	1/1/2012	(226.32)
52001600	M&S Oper AG	JE	50000	1/1/2012	(497.67)
52001600	M&S Oper AG	JE	600	1/1/2012	(5,072.10)
52501200	Misc Oper P	JE	50000	1/1/2012	(319.57)
52501300	Misc Oper WT	JE	50000	1/1/2012	(783.84)
52501300	Misc Oper WT	JE	50000	1/1/2012	(235.14)
52501300	Misc Oper WT	JE	50000	1/1/2012	(132.22)
52501300	Misc Oper WT	JE	50000	1/1/2012	(841.61)
52501400	Misc Oper TD	JE	148	1/1/2012	(94.92)
52501400	Misc Oper TD	JE	50000	1/1/2012	(1,896.51)
52501600	Misc Oper AG	JE	50000	1/1/2012	(3,167.00)
52501600	Misc Oper AG	JE	50000	1/1/2012	(2,082.61)
52501600	Misc Oper AG	JE	333	1/1/2012	(174.55)
52501600	Misc Oper AG	JE	160	1/1/2012	(15,021.38)
52510015	Bank Svc Charges-CA	JE	141	1/1/2012	(17,244.34)
52510015	Bank Svc Charges-CA	JE	140	1/1/2012	(7,651.18)
52520000	Collection Agencies	JE	316	1/1/2012	(6,989.17)
52520000	Collection Agencies	JE	316	1/1/2012	(6,426.94)
52520000	Collection Agencies	JE	334	1/1/2012	(1,705.09)
52520000	Collection Agencies	JE	334	1/1/2012	(150.25)
52520000	Collection Agencies	JE	334	1/1/2012	(296.72)
52526100	Credit Line Fees I/C	JE	129	1/1/2012	578.71
52532013	Electricity WT	JE	155	1/1/2012	(37.19)
52532013	Electricity WT	JE	155	1/1/2012	(59.46)
52532013	Electricity WT	JE	155	1/1/2012	(150.85)
52532014	Electricity TD	JE	155	1/1/2012	(4,432.19)
52532014	Electricity TD	JE	155	1/1/2012	(843.11)
52532016	Electricity AG	JE	155	1/1/2012	(6,853.49)
52532016	Electricity AG	JE	155	1/1/2012	(330.99)
52534000	Employee Expenses	JE	50000	1/1/2012	(1,529.39)
52534000	Employee Expenses	JE	50000	1/1/2012	(25.00)
52534000	Employee Expenses	JE	50000	1/1/2012	(256.00)
52534000	Employee Expenses	JE	50000	1/1/2012	(1,510.22)
52534000	Employee Expenses	JE	50000	1/1/2012	(366.42)
52534000	Employee Expenses	JE	50000	1/1/2012	(111.30)
52534000	Employee Expenses	JE	50000	1/1/2012	(161.51)
52534000	Employee Expenses	JE	50000	1/1/2012	(8.78)

Kentucky American Water Company  
Case No. 2012-00520  
Response to PSC DR1, Item 31

Account	Description	Doc Type	Document Number	Posting Date	Amount
52534200	Conferences & Reg	JE	50000	1/1/2012	(1,995.00)
52535000	Meals Deductible	JE	50000	1/1/2012	(239.30)
52535000	Meals Deductible	JE	50000	1/1/2012	(177.45)
52535000	Meals Deductible	JE	50000	1/1/2012	(348.54)
52535000	Meals Deductible	JE	50000	1/1/2012	(31.64)
52535000	Meals Deductible	JE	50000	1/1/2012	(7.82)
52542015	Forms CA	JE	300	1/1/2012	(16,906.07)
52548014	Heating Oil/Gas TD	JE	155	1/1/2012	(1,783.70)
52548014	Heating Oil/Gas TD	JE	155	1/1/2012	(154.63)
52548016	Heating Oil/Gas AG	JE	155	1/1/2012	(1,590.82)
52550013	Janitorial WT	JE	600	1/1/2012	(575.00)
52550013	Janitorial WT	JE	600	1/1/2012	(1,112.50)
52550013	Janitorial WT	JE	600	1/1/2012	(262.50)
52550013	Janitorial WT	JE	600	1/1/2012	(550.00)
52554500	Lab Supplies	JE	50000	1/1/2012	(1,312.05)
52554500	Lab Supplies	JE	50000	1/1/2012	(202.41)
52554500	Lab Supplies	JE	50000	1/1/2012	(1,028.29)
52554500	Lab Supplies	JE	50000	1/1/2012	(65.80)
52554500	Lab Supplies	JE	50000	1/1/2012	(65.80)
52562013	Off&Adm Supplies WT	JE	50000	1/1/2012	(82.58)
52562013	Off&Adm Supplies WT	JE	50000	1/1/2012	(102.25)
52562013	Off&Adm Supplies WT	JE	50000	1/1/2012	(115.07)
52562013	Off&Adm Supplies WT	JE	50000	1/1/2012	(301.04)
52562015	Off&Adm Supplies CA	JE	50000	1/1/2012	(283.17)
52562016	Off&Adm Supplies AG	JE	50000	1/1/2012	(50.63)
52562016	Off&Adm Supplies AG	JE	50000	1/1/2012	(135.55)
52562016	Off&Adm Supplies AG	JE	50000	1/1/2012	(176.05)
52571100	Add'l Security Costs	JE	600	1/1/2012	(2,668.64)
52571100	Add'l Security Costs	JE	600	1/1/2012	(715.20)
52571100	Add'l Security Costs	JE	160	1/1/2012	(2,668.64)
52574015	Telephone CA	JE	148	1/1/2012	(977.68)
52574016	Telephone AG	JE	148	1/1/2012	(4.03)
52574016	Telephone AG	JE	148	1/1/2012	(10.08)
52574016	Telephone AG	JE	148	1/1/2012	(124.07)
52574016	Telephone AG	JE	148	1/1/2012	(47.84)
52574016	Telephone AG	JE	148	1/1/2012	(339.89)
52574016	Telephone AG	JE	148	1/1/2012	(996.65)
52574016	Telephone AG	JE	148	1/1/2012	(63.47)
52574113	Cell Phone WT	JE	148	1/1/2012	(51.93)
52574114	Cell Phone TD	JE	148	1/1/2012	(6.32)
52574114	Cell Phone TD	JE	148	1/1/2012	(252.11)
52574116	Cell Phone AG	JE	148	1/1/2012	(256.02)
52574116	Cell Phone AG	JE	148	1/1/2012	(642.30)
52574116	Cell Phone AG	JE	148	1/1/2012	(49.88)
52574116	Cell Phone AG	JE	148	1/1/2012	(105.40)
52574116	Cell Phone AG	JE	148	1/1/2012	(54.71)
52574116	Cell Phone AG	JE	148	1/1/2012	(55.41)
52574116	Cell Phone AG	JE	148	1/1/2012	(849.48)
52574116	Cell Phone AG	JE	148	1/1/2012	(1,807.42)
52574116	Cell Phone AG	JE	148	1/1/2012	(475.09)
52574116	Cell Phone AG	JE	148	1/1/2012	(57.87)
52574116	Cell Phone AG	JE	148	1/1/2012	(110.88)
52574116	Cell Phone AG	JE	148	1/1/2012	(66.04)
52574116	Cell Phone AG	JE	148	1/1/2012	(33.51)
52574116	Cell Phone AG	JE	148	1/1/2012	(162.04)
52582013	Uniforms WT	JE	50000	1/1/2012	(318.04)
52582013	Uniforms WT	JE	50000	1/1/2012	(113.84)
52582013	Uniforms WT	JE	50000	1/1/2012	(86.72)
52582014	Uniforms TD	JE	50000	1/1/2012	(547.75)
52582014	Uniforms TD	JE	50000	1/1/2012	(60.66)
52583011	Water & WW SS	JE	160	1/1/2012	(5,026.73)
52599800	PCard Undistributed	JE	50000	1/1/2012	(35.75)
53150013	Contr Svc-Other WT	JE	600	1/1/2012	(3,420.00)
53150013	Contr Svc-Other WT	JE	600	1/1/2012	(5,310.00)
53150013	Contr Svc-Other WT	JE	600	1/1/2012	(390.00)
53150013	Contr Svc-Other WT	JE	600	1/1/2012	(208.00)
53150013	Contr Svc-Other WT	JE	600	1/1/2012	(2,000.00)
53150014	Contr Svc-Other TD	JE	600	1/1/2012	(180.00)
53150014	Contr Svc-Other TD	JE	600	1/1/2012	(2,415.00)
53150014	Contr Svc-Other TD	JE	600	1/1/2012	(497.55)
53150014	Contr Svc-Other TD	JE	600	1/1/2012	(2,460.00)
53150014	Contr Svc-Other TD	JE	160	1/1/2012	(1,387.38)
53150015	Contr Svc-Other CA	JE	148	1/1/2012	(848.38)
53150015	Contr Svc-Other CA	JE	50000	1/1/2012	(1,218.00)
53150016	Contr Svc-Other AG	JE	317	1/1/2012	(550.80)
53150016	Contr Svc-Other AG	JE	877	1/1/2012	(5,987.04)
53150016	Contr Svc-Other AG	JE	600	1/1/2012	(300.00)

Kentucky American Water Company  
Case No. 2012-00520  
Response to PSC DR1, Item 31

Account	Description	Doc Type	Document Number	Posting Date	Amount
53151014	Contr Svc-Temp EE TD	JE	600	1/1/2012	(3,096.00)
53151014	Contr Svc-Temp EE TD	JE	160	1/1/2012	(2,877.93)
53151014	Contr Svc-Temp EE TD	JE	160	1/1/2012	(3,258.50)
53151014	Contr Svc-Temp EE TD	JE	160	1/1/2012	(3,224.32)
53151015	Contr Svc-Temp EE CA	JE	160	1/1/2012	(2,373.20)
53152000	Contr Svc-Lab Testng	JE	50000	1/1/2012	(90.00)
53152000	Contr Svc-Lab Testng	JE	50000	1/1/2012	(877.00)
53155000	Contr Svc-Legal	JE	175	1/1/2012	(23,543.70)
53155000	Contr Svc-Legal	JE	175	1/1/2012	(1,808.70)
53155000	Contr Svc-Legal	JE	175	1/1/2012	(74.00)
53155000	Contr Svc-Legal	JE	175	1/1/2012	(508.76)
53155000	Contr Svc-Legal	JE	175	1/1/2012	(400.00)
53155000	Contr Svc-Legal	JE	175	1/1/2012	0.00
54140016	Rents-Equip AG	JE	160	1/1/2012	(360.16)
54140016	Rents-Equip AG	JE	160	1/1/2012	(326.75)
54140016	Rents-Equip AG	JE	160	1/1/2012	(169.60)
54140016	Rents-Equip AG	JE	160	1/1/2012	(169.60)
55000016	Trans Oper AG	JE	50000	1/1/2012	(109.70)
55010100	Trans Lease Costs	JE	240	1/1/2012	(604.36)
55010200	Trans Lease Fuel	JE	240	1/1/2012	(59.98)
55010200	Trans Lease Fuel	JE	240	1/1/2012	(63.78)
55010200	Trans Lease Fuel	JE	240	1/1/2012	(1,923.17)
55010200	Trans Lease Fuel	JE	240	1/1/2012	(310.63)
55010200	Trans Lease Fuel	JE	240	1/1/2012	(16,831.33)
55010200	Trans Lease Fuel	JE	240	1/1/2012	(562.19)
55010200	Trans Lease Fuel	JE	240	1/1/2012	(589.93)
55010200	Trans Lease Fuel	JE	240	1/1/2012	(173.63)
55010200	Trans Lease Fuel	JE	240	1/1/2012	(779.46)
55010200	Trans Lease Fuel	JE	240	1/1/2012	(1,415.47)
55010200	Trans Lease Fuel	JE	240	1/1/2012	(200.69)
55010200	Trans Lease Fuel	JE	240	1/1/2012	(1,665.26)
55010200	Trans Lease Fuel	JE	240	1/1/2012	(87.18)
55010200	Trans Lease Fuel	JE	242	1/1/2012	(476.77)
55010200	Trans Lease Fuel	JE	242	1/1/2012	(6,380.66)
55010200	Trans Lease Fuel	JE	242	1/1/2012	(155.77)
55010200	Trans Lease Fuel	JE	242	1/1/2012	(97.34)
55010200	Trans Lease Fuel	JE	242	1/1/2012	(61.30)
55010200	Trans Lease Fuel	JE	242	1/1/2012	(235.81)
55010200	Trans Lease Fuel	JE	242	1/1/2012	(514.12)
55010200	Trans Lease Fuel	JE	242	1/1/2012	(119.13)
55010200	Trans Lease Fuel	JE	242	1/1/2012	(785.01)
55010300	Trans Lease Maint	JE	240	1/1/2012	(4.00)
55010300	Trans Lease Maint	JE	240	1/1/2012	(5.00)
55010300	Trans Lease Maint	JE	240	1/1/2012	(196.65)
55010300	Trans Lease Maint	JE	240	1/1/2012	(50.50)
55010300	Trans Lease Maint	JE	240	1/1/2012	(9,278.37)
55010300	Trans Lease Maint	JE	240	1/1/2012	(49.80)
55010300	Trans Lease Maint	JE	240	1/1/2012	(1,247.24)
55010300	Trans Lease Maint	JE	240	1/1/2012	(18.59)
55010300	Trans Lease Maint	JE	240	1/1/2012	(66.18)
55010300	Trans Lease Maint	JE	240	1/1/2012	(218.57)
55010300	Trans Lease Maint	JE	240	1/1/2012	(5.00)
55010300	Trans Lease Maint	JE	240	1/1/2012	(453.71)
55010300	Trans Lease Maint	JE	240	1/1/2012	(5.00)
55010300	Trans Lease Maint	JE	241	1/1/2012	(77.00)
55010300	Trans Lease Maint	JE	241	1/1/2012	(1,399.00)
55010300	Trans Lease Maint	JE	241	1/1/2012	(350.00)
55010300	Trans Lease Maint	JE	241	1/1/2012	0.00
55010300	Trans Lease Maint	JE	241	1/1/2012	(119.00)
55010300	Trans Lease Maint	JE	244	1/1/2012	(184.89)
55010300	Trans Lease Maint	JE	245	1/1/2012	(387.73)
55110000	Ins Vehicle	JR	115	1/1/2012	2,949.17
55710000	Ins General Liability	JR	111	1/1/2012	17,685.20
62002100	M&S Maint SS	JE	50000	1/1/2012	(45.79)
62002100	M&S Maint SS	JE	50000	1/1/2012	(1,907.56)
62002300	M&S Maint WT	JE	50000	1/1/2012	(304.09)
62002300	M&S Maint WT	JE	50000	1/1/2012	(383.49)
62002300	M&S Maint WT	JE	160	1/1/2012	(3,265.32)
62002300	M&S Maint WT	JE	160	1/1/2012	(1,843.90)
62002300	M&S Maint WT	JE	160	1/1/2012	(1,292.67)
62002300	M&S Maint WT	JE	160	1/1/2012	(5,536.24)
62002300	M&S Maint WT	JE	160	1/1/2012	(6,437.59)
62002300	M&S Maint WT	JE	160	1/1/2012	(1,949.91)
62002300	M&S Maint WT	JE	160	1/1/2012	(1,110.00)
62002300	M&S Maint WT	JE	160	1/1/2012	(2,220.00)
62002300	M&S Maint WT	JE	160	1/1/2012	(2,590.00)
62002300	M&S Maint WT	JE	160	1/1/2012	(740.00)

Kentucky American Water Company  
Case No. 2012-00520  
Response to PSC DR1, Item 31

Account	Description	Doc Type	Document Number	Posting Date	Amount
62002400	M&S Maint TD	JE	50000	1/1/2012	(256.91)
62002400	M&S Maint TD	JE	160	1/1/2012	(900.00)
62002400	M&S Maint TD	JE	160	1/1/2012	(3,196.00)
62502300	Misc Maint WT	JE	50000	1/1/2012	(382.59)
62502300	Misc Maint WT	JE	160	1/1/2012	(2,342.00)
62502300	Misc Maint WT	JE	160	1/1/2012	(2,887.28)
62502400	Misc Maint TD	JE	160	1/1/2012	(1,971.60)
62520700	Misc Main Pvg/Bckfil	JE	300	1/1/2012	(10,010.30)
62520700	Misc Main Pvg/Bckfil	JE	300	1/1/2012	(7,843.62)
62520700	Misc Main Pvg/Bckfil	JE	160	1/1/2012	(2,062.80)
62520700	Misc Main Pvg/Bckfil	JE	160	1/1/2012	(3,680.60)
68533000	FICA	JE	30987262	1/1/2012	(38,643.00)
68533000	FICA	T3	45474	1/1/2012	(604.90)
68533000	FICA	T3	45474	1/1/2012	(705.98)
71521000	M&J Expenses	JE	50000	1/1/2012	(7.65)
71521000	M&J Expenses	JE	300	1/1/2012	(697.60)
71521000	M&J Expenses	JE	300	1/1/2012	(301.39)
71521000	M&J Expenses	JE	160	1/1/2012	(4,434.63)
75820000	Othr Income Deductns	JE	50000	1/1/2012	(423.45)
81010000	Interest LTD	JE	103	1/1/2012	(50,677.50)
81010000	Interest LTD	JE	103	1/1/2012	(221,947.92)
81010000	Interest LTD	JE	103	1/1/2012	(39,246.67)
81015000	Interest LTD Interco	JE	103	1/1/2012	(483,437.50)
81015000	Interest LTD Interco	JE	103	1/1/2012	(112,576.39)
81015000	Interest LTD Interco	JE	103	1/1/2012	(228,526.04)
81015000	Interest LTD Interco	JE	103	1/1/2012	(645,564.58)
81015000	Interest LTD Interco	JE	103	1/1/2012	(112,222.23)
81020000	Div Decl P/S w/ MRR	JE	103	1/1/2012	(31,762.50)
86031000	Div Dec Pref Stk	JE	103	1/1/2012	(7,135.00)
86031000	Div Dec Pref Stk	JE	103	1/1/2012	(5,589.00)
86031000	Div Dec Pref Stk	JE	103	1/1/2012	(6,682.50)
40111000	Res Sales Billed	JE	30987622	1/3/2012	(286,605.34)
40111000	Res Sales Billed	JE	30987622	1/3/2012	(125.14)
40111000	Res Sales Billed	JE	30987622	1/3/2012	(91.79)
40111000	Res Sales Billed	JE	30987622	1/3/2012	(8.90)
40121000	Com Sales Billed	JE	30987622	1/3/2012	(135,909.20)
40145000	Priv Fire Billed	JE	30987622	1/3/2012	(8,131.46)
40151000	Publ Auth Billed	JE	30987622	1/3/2012	(11,201.48)
40211000	Dom WW Svc Billed	JE	30987622	1/3/2012	(115.41)
40310400	OthRev-NSF Ck Chrg	JE	30987622	1/3/2012	(396.00)
40310400	OthRev-NSF Ck Chrg	JE	30987622	1/3/2012	(24.00)
40310500	OthRev-Appl/InitFee	JE	30987622	1/3/2012	(2,288.00)
40310500	OthRev-Appl/InitFee	JE	30987622	1/3/2012	26.00
40310700	OthRev-Reconncct Fee	JE	30987622	1/3/2012	(3,120.00)
50450016	Other Welfare AG	PV	42996936	1/3/2012	136.51
50450016	Other Welfare AG	PV	42996936	1/3/2012	14.80
50450016	Other Welfare AG	PV	42996936	1/3/2012	141.79
50451000	Employee Awards	PV	42996937	1/3/2012	841.98
51010000	Purchased Water	PV	42996918	1/3/2012	9.33
51010000	Purchased Water	PV	42996921	1/3/2012	13,508.94
52501600	Misc Oper AG	PV	42996941	1/3/2012	1,008.88
52514905	Cust Edu Comm-Printd	PV	42996940	1/3/2012	475.00
52532014	Electricity TD	EE	4457807	1/3/2012	0.57
52532014	Electricity TD	EE	4457807	1/3/2012	0.03
52532014	Electricity TD	EE	4457807	1/3/2012	0.91
52532014	Electricity TD	EE	4457807	1/3/2012	8.52
52534200	Conferences & Reg	PV	42996939	1/3/2012	30.00
52535000	Meals Deductible	PV	42996936	1/3/2012	28.24
52562516	Overnight Shippng AG	PV	42996876	1/3/2012	7.25
52562516	Overnight Shippng AG	PV	42996876	1/3/2012	38.74
52562516	Overnight Shippng AG	PV	42996877	1/3/2012	206.84
52562516	Overnight Shippng AG	PV	42996930	1/3/2012	48.51
52562516	Overnight Shippng AG	PV	42996931	1/3/2012	174.21
52562516	Overnight Shippng AG	PV	42996932	1/3/2012	192.61
52562516	Overnight Shippng AG	PV	42996933	1/3/2012	46.58
52562516	Overnight Shippng AG	PV	42996935	1/3/2012	10.98
52562516	Overnight Shippng AG	PV	42996935	1/3/2012	3.66
52562516	Overnight Shippng AG	PV	42996935	1/3/2012	3.66
52562516	Overnight Shippng AG	PV	42996935	1/3/2012	25.24
52562516	Overnight Shippng AG	PV	42996952	1/3/2012	10.98
52562516	Overnight Shippng AG	PV	42996952	1/3/2012	10.60
52562516	Overnight Shippng AG	PV	42997019	1/3/2012	10.98
52562516	Overnight Shippng AG	PV	42997019	1/3/2012	27.14
52562516	Overnight Shippng AG	PV	42997029	1/3/2012	16.47
52562516	Overnight Shippng AG	PV	42997029	1/3/2012	13.67
52562516	Overnight Shippng AG	PV	42997029	1/3/2012	14.22
52562516	Overnight Shippng AG	PV	42997029	1/3/2012	27.45

Kentucky American Water Company  
Case No. 2012-00520  
Response to PSC DR1, Item 31

Account	Description	Doc Type	Document Number	Posting Date	Amount
52578011	Trash Removal SS	PV	42996927	1/3/2012	627.96
52583011	Water & WW SS	PV	42996925	1/3/2012	5,026.73
52585000	Discounts Available	PN	7685	1/3/2012	(45.31)
52585000	Discounts Available	PN	7685	1/3/2012	(73.24)
52585000	Discounts Available	PN	7685	1/3/2012	(0.33)
52585000	Discounts Available	PN	7685	1/3/2012	(8.79)
52585000	Discounts Available	PN	7685	1/3/2012	(500.02)
53150014	Contr Svc-Other TD	PV	42996887	1/3/2012	30.20
53150016	Contr Svc-Other AG	PD	42996834	1/3/2012	(150.00)
53152000	Contr Svc-Lab Testng	PV	42996836	1/3/2012	103.21
53155000	Contr Svc-Legal	PV	42996823	1/3/2012	704.00
54140016	Rents-Equip AG	PV	42996942	1/3/2012	346.44
54140016	Rents-Equip AG	PV	42996944	1/3/2012	397.10
54140016	Rents-Equip AG	PV	42996945	1/3/2012	161.09
54140016	Rents-Equip AG	PV	42996946	1/3/2012	140.87
54140016	Rents-Equip AG	PV	42996947	1/3/2012	186.56
54140016	Rents-Equip AG	PV	42996948	1/3/2012	360.16
54140016	Rents-Equip AG	PV	42996948	1/3/2012	326.75
54140016	Rents-Equip AG	PV	42996948	1/3/2012	169.60
54140016	Rents-Equip AG	PV	42996948	1/3/2012	169.60
57010015	Uncoll Accts Exp CA	JE	30987622	1/3/2012	(70.13)
57010015	Uncoll Accts Exp CA	JE	30987622	1/3/2012	(110.95)
62002300	M&S Maint WT	PV	42996839	1/3/2012	500.00
62002300	M&S Maint WT	PV	42996842	1/3/2012	1,110.00
62002300	M&S Maint WT	PV	42996842	1/3/2012	2,220.00
62002300	M&S Maint WT	PV	42996842	1/3/2012	2,590.00
62002300	M&S Maint WT	PV	42996842	1/3/2012	740.00
62002300	M&S Maint WT	PV	42996875	1/3/2012	1,292.67
62002300	M&S Maint WT	PV	42996881	1/3/2012	837.36
62002300	M&S Maint WT	PV	42996885	1/3/2012	6,437.59
62002300	M&S Maint WT	PV	42996898	1/3/2012	222.98
62002300	M&S Maint WT	PV	42996906	1/3/2012	1,949.91
62002300	M&S Maint WT	PV	42996909	1/3/2012	415.27
62002300	M&S Maint WT	PV	42996924	1/3/2012	5,536.24
62002300	M&S Maint WT	PV	42996938	1/3/2012	3,265.32
62002400	M&S Maint TD	PV	42996843	1/3/2012	262.35
62002400	M&S Maint TD	PV	42996934	1/3/2012	3,196.00
62502300	Misc Maint WT	PV	42996900	1/3/2012	2,887.28
62502300	Misc Maint WT	PV	42996902	1/3/2012	2,342.00
40111000	Res Sales Billed	JE	30987918	1/4/2012	(147,908.79)
40111000	Res Sales Billed	JE	30987918	1/4/2012	(231.17)
40111000	Res Sales Billed	JE	30987918	1/4/2012	(15.26)
40121000	Com Sales Billed	JE	30987918	1/4/2012	(124,376.25)
40121000	Com Sales Billed	JE	30987918	1/4/2012	(10.56)
40145000	Priv Fire Billed	JE	30987918	1/4/2012	(9,165.72)
40151000	Publ Auth Billed	JE	30987918	1/4/2012	(705.29)
40211000	Dom WW Svc Billed	JE	30987918	1/4/2012	(44.30)
40221000	Com WW Svc Billed	JE	30987918	1/4/2012	(15.33)
40310400	OthRev-NSF Ck Chrg	JE	30987918	1/4/2012	(132.00)
40310400	OthRev-NSF Ck Chrg	JE	30987918	1/4/2012	(24.00)
40310500	OthRev-Appl/InitFee	JE	30987918	1/4/2012	(2,626.00)
40310500	OthRev-Appl/InitFee	JE	30987918	1/4/2012	(52.00)
40310500	OthRev-Appl/InitFee	JE	30987918	1/4/2012	(26.00)
40310700	OthRev-Reconnc Fee	JE	30987918	1/4/2012	(3,094.00)
40310700	OthRev-Reconnc Fee	JE	30987918	1/4/2012	(26.00)
51510012	Purchased Power P	EE	4458954	1/4/2012	122.56
51510012	Purchased Power P	EE	4458954	1/4/2012	19.59
51510012	Purchased Power P	EE	4458954	1/4/2012	35.90
51510012	Purchased Power P	EE	4458963	1/4/2012	707.62
51510012	Purchased Power P	EE	4458963	1/4/2012	0.00
51510012	Purchased Power P	EE	4458963	1/4/2012	90.02
51510012	Purchased Power P	EE	4458963	1/4/2012	20.63
51510012	Purchased Power P	EE	4458966	1/4/2012	326.14
51510012	Purchased Power P	EE	4458966	1/4/2012	0.00
51510012	Purchased Power P	EE	4458966	1/4/2012	0.00
51510012	Purchased Power P	EE	4458966	1/4/2012	40.31
51510014	Purchased Power TD	EE	4458570	1/4/2012	15.63
51510014	Purchased Power TD	EE	4458570	1/4/2012	0.00
51510014	Purchased Power TD	EE	4458570	1/4/2012	0.00
51510014	Purchased Power TD	EE	4458570	1/4/2012	1.07
51510014	Purchased Power TD	EE	4458570	1/4/2012	0.52
51510014	Purchased Power TD	EE	4458570	1/4/2012	1.67
52001400	M&S Oper TD	PV	42999516	1/4/2012	757.49
52001400	M&S Oper TD	PV	42999543	1/4/2012	375.67
52001400	M&S Oper TD	PV	42999545	1/4/2012	25.25
52501400	Misc Oper TD	PD	42999198	1/4/2012	(72.80)
52501400	Misc Oper TD	PV	42999511	1/4/2012	364.28

Kentucky American Water Company  
Case No. 2012-00520  
Response to PSC DR1, Item 31

Account	Description	Doc Type	Document Number	Posting Date	Amount
52501400	Misc Oper TD	PV	42999545	1/4/2012	224.49
52501400	Misc Oper TD	PV	42999610	1/4/2012	1,000.86
52501400	Misc Oper TD	PV	42999612	1/4/2012	63.45
52501400	Misc Oper TD	PV	42999619	1/4/2012	225.92
52501400	Misc Oper TD	PV	42999623	1/4/2012	976.26
52501400	Misc Oper TD	PD	42999198	1/4/2012	0.72
52532014	Electricity TD	EE	4458573	1/4/2012	17.57
52532014	Electricity TD	EE	4458573	1/4/2012	0.00
52532014	Electricity TD	EE	4458573	1/4/2012	0.58
52532014	Electricity TD	EE	4458573	1/4/2012	1.88
52532014	Electricity TD	EE	4458573	1/4/2012	1.20
52532014	Electricity TD	EE	4458858	1/4/2012	56.44
52532014	Electricity TD	EE	4458858	1/4/2012	6.97
52550016	Janitorial AG	PR	42995836	1/4/2012	7,583.33
52554500	Lab Supplies	PD	42999196	1/4/2012	(1,208.40)
53151015	Contr Svc-Temp EE CA	PV	42999606	1/4/2012	310.44
53151015	Contr Svc-Temp EE CA	PV	42999606	1/4/2012	326.63
53151015	Contr Svc-Temp EE CA	PV	42999606	1/4/2012	1,736.13
53151015	Contr Svc-Temp EE CA	PV	42999617	1/4/2012	607.38
62002400	M&S Maint TD	PV	42999506	1/4/2012	704.51
62002400	M&S Maint TD	PV	42999509	1/4/2012	74.20
62002400	M&S Maint TD	PV	42999548	1/4/2012	1,502.83
62002400	M&S Maint TD	IR	707613	1/4/2012	(19.57)
62002400	M&S Maint TD	IR	707613	1/4/2012	(7.33)
62502400	Misc Maint TD	PV	42999622	1/4/2012	1,971.60
62502600	Misc Maint AG	PV	42999545	1/4/2012	191.69
71521000	M&J Expenses	PV	42999597	1/4/2012	4,434.63
71521000	M&J Expenses	II	707612	1/4/2012	19.57
71521000	M&J Expenses	II	707612	1/4/2012	7.33
40111000	Res Sales Billed	JE	30988026	1/5/2012	(192,497.09)
40111000	Res Sales Billed	JE	30988026	1/5/2012	(22,515.94)
40111000	Res Sales Billed	JE	30988026	1/5/2012	(17.86)
40121000	Com Sales Billed	JE	30988026	1/5/2012	(66,568.15)
40121000	Com Sales Billed	JE	30988026	1/5/2012	(625.16)
40141000	Publ Fire Billed	JE	30988026	1/5/2012	(280,318.72)
40145000	Priv Fire Billed	JE	30988026	1/5/2012	(90,329.79)
40151000	Publ Auth Billed	JE	30988026	1/5/2012	(1,668.94)
40161000	SlS/Rsle Billed	JE	30988026	1/5/2012	(12,523.92)
40310400	OthRev-NSF Ck Chrg	JE	30988026	1/5/2012	(120.00)
40310400	OthRev-NSF Ck Chrg	JE	30988026	1/5/2012	(12.00)
40310500	OthRev-Appl/InitFee	JE	30988026	1/5/2012	(2,626.00)
40310500	OthRev-Appl/InitFee	JE	30988026	1/5/2012	(52.00)
40310500	OthRev-Appl/InitFee	JE	30988026	1/5/2012	(156.00)
40310700	OthRev-Reconnct Fee	JE	30988026	1/5/2012	(2,730.00)
40310700	OthRev-Reconnct Fee	JE	30988026	1/5/2012	(364.00)
50101400	Labor Oper TD	T2	45359	1/5/2012	0.00
50101400	Labor Oper TD	T2	45359	1/5/2012	0.00
50101400	Labor Oper TD	T2	45359	1/5/2012	0.00
50101600	Labor Oper AG	T2	45359	1/5/2012	0.00
50450016	Other Welfare AG	ST	30987877	1/5/2012	8.19
50450016	Other Welfare AG	ST	30987877	1/5/2012	0.89
50450016	Other Welfare AG	ST	30987877	1/5/2012	8.51
50451000	Employee Awards	ST	30987887	1/5/2012	32.71
51110000	Waste Disposal	EE	4459342	1/5/2012	2,346.37
51110000	Waste Disposal	EE	4459342	1/5/2012	0.00
51110000	Waste Disposal	EE	4459342	1/5/2012	70.39
51110000	Waste Disposal	EE	4459345	1/5/2012	1,058.89
51110000	Waste Disposal	EE	4459345	1/5/2012	0.00
51110000	Waste Disposal	EE	4459345	1/5/2012	31.77
51510012	Purchased Power P	EE	4458958	1/5/2012	739.41
51510012	Purchased Power P	EE	4458958	1/5/2012	0.00
51510012	Purchased Power P	EE	4458958	1/5/2012	98.88
51510012	Purchased Power P	EE	4458958	1/5/2012	62.57
51510012	Purchased Power P	EE	4459174	1/5/2012	12,937.99
51510012	Purchased Power P	EE	4459174	1/5/2012	0.00
51510012	Purchased Power P	EE	4459174	1/5/2012	388.14
51510012	Purchased Power P	EE	4459174	1/5/2012	0.00
51510013	Purchased Power WT	EE	4459162	1/5/2012	18,222.65
51510013	Purchased Power WT	EE	4459162	1/5/2012	0.00
51510013	Purchased Power WT	EE	4459162	1/5/2012	0.00
51510013	Purchased Power WT	EE	4459162	1/5/2012	546.68
51510013	Purchased Power WT	EE	4459165	1/5/2012	4,833.90
51510013	Purchased Power WT	EE	4459165	1/5/2012	0.00
51510013	Purchased Power WT	EE	4459165	1/5/2012	0.00
51510013	Purchased Power WT	EE	4459165	1/5/2012	145.02
51510013	Purchased Power WT	EE	4459168	1/5/2012	892.00
51510013	Purchased Power WT	EE	4459168	1/5/2012	0.00



Kentucky American Water Company  
Case No. 2012-00520  
Response to PSC DR1, Item 31

Account	Description	Doc Type	Document Number	Posting Date	Amount
51510013	Purchased Power WT	EE	4459168	1/5/2012	26.76
52514905	Cust Edu Comm-Printd	ST	30987877	1/5/2012	28.50
52524000	Co Dues/Mmbrshp Ded	PS	43000171	1/5/2012	5,278.00
52532013	Electricity WT	EE	4459160	1/5/2012	130.51
52532013	Electricity WT	EE	4459160	1/5/2012	11.99
52532014	Electricity TD	EE	4459154	1/5/2012	45.56
52532014	Electricity TD	EE	4459154	1/5/2012	5.64
52532014	Electricity TD	EE	4459156	1/5/2012	650.91
52532014	Electricity TD	EE	4459156	1/5/2012	80.46
52532014	Electricity TD	EE	4459157	1/5/2012	1,352.94
52532014	Electricity TD	EE	4459157	1/5/2012	0.00
52532014	Electricity TD	EE	4459157	1/5/2012	167.23
52548014	Heating Oil/Gas TD	EE	4459151	1/5/2012	90.69
52548014	Heating Oil/Gas TD	EE	4459151	1/5/2012	11.20
52548016	Heating Oil/Gas AG	EE	4459819	1/5/2012	771.14
52548016	Heating Oil/Gas AG	EE	4459819	1/5/2012	25.13
52548016	Heating Oil/Gas AG	EE	4459819	1/5/2012	295.62
52548016	Heating Oil/Gas AG	EE	4459819	1/5/2012	69.86
52548016	Heating Oil/Gas AG	EE	4459819	1/5/2012	34.66
52548016	Heating Oil/Gas AG	EE	4459819	1/5/2012	32.90
52548016	Heating Oil/Gas AG	EE	4459819	1/5/2012	2.69
52548016	Heating Oil/Gas AG	EE	4459819	1/5/2012	2.14
52585000	Discounts Available	PU	17043	1/5/2012	(7.57)
52585000	Discounts Available	PK	62064721	1/5/2012	(14.09)
52585000	Discounts Available	PK	62064721	1/5/2012	(67.00)
53150016	Contr Svc-Other AG	TC	30987821	1/5/2012	211.60
57010015	Uncoll Accts Exp CA	JE	30988026	1/5/2012	(144.28)
62002300	M&S Maint WT	ST	30987877	1/5/2012	195.92
62502300	Misc Maint WT	ST	30987877	1/5/2012	173.24
62502300	Misc Maint WT	ST	30987877	1/5/2012	140.52
40111000	Res Sales Billed	JE	30988352	1/6/2012	(161,159.16)
40111000	Res Sales Billed	JE	30988352	1/6/2012	(9,336.77)
40111000	Res Sales Billed	JE	30988352	1/6/2012	(12,804.66)
40121000	Com Sales Billed	JE	30988352	1/6/2012	(112,001.22)
40121000	Com Sales Billed	JE	30988352	1/6/2012	(411.56)
40121000	Com Sales Billed	JE	30988352	1/6/2012	(7,105.82)
40131000	Ind Sales Billed	JE	30988352	1/6/2012	(129,311.18)
40145000	Priv Fire Billed	JE	30988352	1/6/2012	(5,097.38)
40151000	Publ Auth Billed	JE	30988352	1/6/2012	(265,162.99)
40151000	Publ Auth Billed	JE	30988352	1/6/2012	(136.79)
40161000	Sls/Rsle Billed	JE	30988352	1/6/2012	(33,903.23)
40211000	Dom WW Svc Billed	JE	30988352	1/6/2012	(13,503.71)
40221000	Com WW Svc Billed	JE	30988352	1/6/2012	(5,631.80)
40251000	PubAuth WW Billed	JE	30988352	1/6/2012	(219.53)
40310400	OthRev-NSF Ck Chrg	JE	30988352	1/6/2012	(96.00)
40310500	OthRev-Appl/InitFee	JE	30988352	1/6/2012	(1,872.00)
40310500	OthRev-Appl/InitFee	JE	30988352	1/6/2012	(156.00)
40310700	OthRev-Reconnct Fee	JE	30988352	1/6/2012	(3,042.00)
40310700	OthRev-Reconnct Fee	JE	30988352	1/6/2012	(156.00)
40310700	OthRev-Reconnct Fee	JE	30988352	1/6/2012	(416.00)
51510012	Purchased Power P	EE	4460202	1/6/2012	162.35
51510012	Purchased Power P	EE	4460202	1/6/2012	20.06
51510012	Purchased Power P	EE	4460508	1/6/2012	2,592.74
51510012	Purchased Power P	EE	4460508	1/6/2012	0.00
51510012	Purchased Power P	EE	4460508	1/6/2012	320.46
51510012	Purchased Power P	EE	4460569	1/6/2012	6,328.01
51510012	Purchased Power P	EE	4460569	1/6/2012	0.00
51510012	Purchased Power P	EE	4460569	1/6/2012	190.46
51510012	Purchased Power P	EE	4460569	1/6/2012	403.78
51510012	Purchased Power P	EE	4460569	1/6/2012	190.46
51510012	Purchased Power P	EE	4460569	1/6/2012	20.63
51510012	Purchased Power P	EE	4460949	1/6/2012	12,430.80
51510012	Purchased Power P	EE	4460949	1/6/2012	0.00
51510012	Purchased Power P	EE	4460949	1/6/2012	321.74
51510012	Purchased Power P	EE	4460949	1/6/2012	376.64
51510012	Purchased Power P	EE	4460949	1/6/2012	167.81
51510013	Purchased Power WT	EE	4460945	1/6/2012	61,494.12
51510013	Purchased Power WT	EE	4460945	1/6/2012	0.00
51510013	Purchased Power WT	EE	4460945	1/6/2012	300.00
51510013	Purchased Power WT	EE	4460945	1/6/2012	(3,666.60)
51510013	Purchased Power WT	EE	4460945	1/6/2012	18,554.29
51510013	Purchased Power WT	EE	4460945	1/6/2012	0.00
51510013	Purchased Power WT	EE	4460945	1/6/2012	12,384.65
51510013	Purchased Power WT	EE	4460945	1/6/2012	11,291.40
51510013	Purchased Power WT	EE	4460945	1/6/2012	3,642.99
51510013	Purchased Power WT	EE	4460945	1/6/2012	0.00
51510013	Purchased Power WT	EE	4460945	1/6/2012	3,120.03

Kentucky American Water Company  
Case No. 2012-00520  
Response to PSC DR1, Item 31

Account	Description	Doc Type	Document Number	Posting Date	Amount
51510013	Purchased Power WT	EE	4460945	1/6/2012	8,563.63
52501600	Misc Oper AG	PD	43000944	1/6/2012	(284.52)
52501600	Misc Oper AG	PS	43000950	1/6/2012	43.34
52532014	Electricity TD	EE	4460198	1/6/2012	19.48
52532014	Electricity TD	EE	4460198	1/6/2012	3.22
52532014	Electricity TD	EE	4460198	1/6/2012	7.02
52532014	Electricity TD	EE	4460206	1/6/2012	18.14
52532014	Electricity TD	EE	4460206	1/6/2012	2.23
52532014	Electricity TD	EE	4460498	1/6/2012	31.96
52532014	Electricity TD	EE	4460498	1/6/2012	3.96
52532014	Electricity TD	EE	4460510	1/6/2012	497.81
52532014	Electricity TD	EE	4460510	1/6/2012	0.00
52532014	Electricity TD	EE	4460510	1/6/2012	61.52
52532016	Electricity AG	EE	4460930	1/6/2012	4,389.08
52532016	Electricity AG	EE	4460930	1/6/2012	0.00
52532016	Electricity AG	EE	4460930	1/6/2012	327.88
52532016	Electricity AG	EE	4460930	1/6/2012	155.18
52532016	Electricity AG	EE	4460930	1/6/2012	155.18
52532016	Electricity AG	EE	4460930	1/6/2012	793.19
52548014	Heating Oil/Gas TD	EE	4459822	1/6/2012	1,566.27
52548014	Heating Oil/Gas TD	EE	4459822	1/6/2012	65.88
52548014	Heating Oil/Gas TD	EE	4459822	1/6/2012	25.13
52548014	Heating Oil/Gas TD	EE	4459822	1/6/2012	2.69
52548014	Heating Oil/Gas TD	EE	4459822	1/6/2012	139.87
52548014	Heating Oil/Gas TD	EE	4459822	1/6/2012	69.39
52548014	Heating Oil/Gas TD	EE	4459822	1/6/2012	597.50
52548014	Heating Oil/Gas TD	EE	4459822	1/6/2012	4.34
52548014	Heating Oil/Gas TD	EE	4460497	1/6/2012	311.63
52548014	Heating Oil/Gas TD	EE	4460497	1/6/2012	0.00
52548014	Heating Oil/Gas TD	EE	4460497	1/6/2012	56.47
52548014	Heating Oil/Gas TD	EE	4460497	1/6/2012	183.39
52564000	Penalties Non-deduct	PS	43000950	1/6/2012	5.00
52583016	Water & WW AG	PV	43001345	1/6/2012	17.56
52583016	Water & WW AG	PV	43001350	1/6/2012	26.34
57010015	Uncoll Accts Exp CA	JE	30988352	1/6/2012	(81.05)
57010015	Uncoll Accts Exp CA	JE	30988352	1/6/2012	(841.79)
62002400	M&S Maint TD	ST	30988000	1/6/2012	42.27
81500000	Interest Other	PS	43000950	1/6/2012	3.60
40111000	Res Sales Billed	JE	30988623	1/9/2012	(143,682.11)
40111000	Res Sales Billed	JE	30988623	1/9/2012	(5.38)
40111000	Res Sales Billed	JE	30988623	1/9/2012	(161.26)
40121000	Com Sales Billed	JE	30988623	1/9/2012	(184,558.80)
40121000	Com Sales Billed	JE	30988623	1/9/2012	(17.80)
40131000	Ind Sales Billed	JE	30988623	1/9/2012	(9,439.33)
40145000	Priv Fire Billed	JE	30988623	1/9/2012	(6,252.73)
40151000	Publ Auth Billed	JE	30988623	1/9/2012	(52,146.50)
40161000	SlS/Rsle Billed	JE	30988623	1/9/2012	(90,841.69)
40211000	Dom WW Svc Billed	JE	30988623	1/9/2012	(166.37)
40221000	Com WW Svc Billed	JE	30988623	1/9/2012	(34.54)
40310300	OthRev-CFO	PS	43002362	1/9/2012	(395.68)
40310300	OthRev-CFO	PS	43002364	1/9/2012	(200.00)
40310400	OthRev-NSF Ck Chrg	JE	30988623	1/9/2012	(108.00)
40310400	OthRev-NSF Ck Chrg	JE	30988623	1/9/2012	(12.00)
40310500	OthRev-Appl/InitFee	JE	30988623	1/9/2012	(1,118.00)
40310700	OthRev-Reconnc Fee	JE	30988623	1/9/2012	(1,937.00)
51510012	Purchased Power P	EE	4461552	1/9/2012	895.18
51510012	Purchased Power P	EE	4461552	1/9/2012	0.00
51510012	Purchased Power P	EE	4461552	1/9/2012	110.65
52001400	M&S Oper TD	PV	43003418	1/9/2012	144.69
52001400	M&S Oper TD	PV	43003420	1/9/2012	61.16
52501400	Misc Oper TD	PV	43003418	1/9/2012	229.41
52548016	Heating Oil/Gas AG	EE	4460948	1/9/2012	178.59
52548016	Heating Oil/Gas AG	EE	4460948	1/9/2012	0.00
52548016	Heating Oil/Gas AG	EE	4460948	1/9/2012	55.52
52548016	Heating Oil/Gas AG	EE	4460948	1/9/2012	270.49
52562016	Off&Adm Supplies AG	PV	43002111	1/9/2012	598.65
52562016	Off&Adm Supplies AG	PV	43002145	1/9/2012	71.60
52571100	Add'l Security Costs	PV	43002117	1/9/2012	715.20
52571100	Add'l Security Costs	PV	43002119	1/9/2012	2,668.64
52571100	Add'l Security Costs	PV	43002135	1/9/2012	2,668.64
52571100	Add'l Security Costs	PV	43002137	1/9/2012	715.20
52578011	Trash Removal SS	PV	43002873	1/9/2012	140.03
52578014	Trash Removal TD	PV	43002873	1/9/2012	140.02
52578016	Trash Removal AG	PV	43002138	1/9/2012	54.92
52579000	Trustee Fees	PV	43002839	1/9/2012	253.76
52579000	Trustee Fees	PV	43002839	1/9/2012	253.76
52579000	Trustee Fees	PV	43002839	1/9/2012	253.77

Kentucky American Water Company  
Case No. 2012-00520  
Response to PSC DR1, Item 31

Account	Description	Doc Type	Document Number	Posting Date	Amount
52582013	Uniforms WT	PV	43002944	1/9/2012	269.80
52583016	Water & WW AG	PV	43002112	1/9/2012	972.01
52583016	Water & WW AG	PV	43002114	1/9/2012	6.21
52583016	Water & WW AG	PV	43002141	1/9/2012	113.73
52583016	Water & WW AG	PV	43002143	1/9/2012	15.56
52583016	Water & WW AG	PV	43002147	1/9/2012	17.56
52583016	Water & WW AG	PV	43002149	1/9/2012	623.38
53150016	Contr Svc-Other AG	PV	43002903	1/9/2012	168.00
54110014	Rents-Real Prop TD	PV	43002848	1/9/2012	150.00
54110014	Rents-Real Prop TD	PV	43002853	1/9/2012	150.00
54110014	Rents-Real Prop TD	PV	43002857	1/9/2012	150.00
54110014	Rents-Real Prop TD	PV	43002889	1/9/2012	150.00
55000016	Trans Oper AG	PV	43002122	1/9/2012	290.75
55000016	Trans Oper AG	PV	43002912	1/9/2012	776.00
55000016	Trans Oper AG	PV	43002925	1/9/2012	37.00
55000016	Trans Oper AG	PV	43003418	1/9/2012	130.17
55000016	Trans Oper AG	PV	43003419	1/9/2012	236.57
55000016	Trans Oper AG	PV	43003421	1/9/2012	144.88
57010015	Uncoll Accts Exp CA	JE	30988623	1/9/2012	(271.69)
62002400	M&S Maint TD	PV	43002862	1/9/2012	900.00
62002400	M&S Maint TD	PV	43003416	1/9/2012	10,881.61
62502600	Misc Maint AG	PV	43002907	1/9/2012	867.00
40111000	Res Sales Billed	JE	30988727	1/10/2012	(180,892.90)
40111000	Res Sales Billed	JE	30988727	1/10/2012	(200.01)
40111000	Res Sales Billed	JE	30988727	1/10/2012	(5.76)
40121000	Com Sales Billed	JE	30988727	1/10/2012	(70,332.85)
40121000	Com Sales Billed	JE	30988727	1/10/2012	(19.76)
40131000	Ind Sales Billed	JE	30988727	1/10/2012	(5,628.69)
40145000	Priv Fire Billed	JE	30988727	1/10/2012	(2,322.59)
40151000	Publ Auth Billed	JE	30988727	1/10/2012	(16,888.38)
40211000	Dom WW Svc Billed	JE	30988727	1/10/2012	(5.97)
40221000	Com WW Svc Billed	JE	30988727	1/10/2012	(19.21)
40310400	OthRev-NSF Ck Chrg	JE	30988727	1/10/2012	(108.00)
40310500	OthRev-Appl/InitFee	JE	30988727	1/10/2012	(2,860.00)
40310700	OthRev-Reconnt Fee	JE	30988727	1/10/2012	(3,120.00)
51510012	Purchased Power P	EE	4462120	1/10/2012	603.58
51510012	Purchased Power P	EE	4462120	1/10/2012	50.14
51510012	Purchased Power P	EE	4462120	1/10/2012	46.34
51510012	Purchased Power P	EE	4462120	1/10/2012	63.67
51510012	Purchased Power P	EE	4462120	1/10/2012	19.26
51510012	Purchased Power P	EE	4462120	1/10/2012	22.50
51510012	Purchased Power P	EE	4462120	1/10/2012	13.13
51510013	Purchased Power WT	EE	4462211	1/10/2012	5,809.21
51510013	Purchased Power WT	EE	4462211	1/10/2012	0.00
51510013	Purchased Power WT	EE	4462211	1/10/2012	174.28
51510014	Purchased Power TD	EE	4462466	1/10/2012	116.16
51510014	Purchased Power TD	EE	4462466	1/10/2012	0.00
51510014	Purchased Power TD	EE	4462466	1/10/2012	5.93
52501600	Misc Oper AG	ST	30988560	1/10/2012	(17.07)
52527000	Directors Fees	PS	43003512	1/10/2012	2,000.00
52527000	Directors Fees	PS	43003513	1/10/2012	2,000.00
52527000	Directors Fees	PS	43003514	1/10/2012	2,000.00
52532013	Electricity WT	EE	4461476	1/10/2012	1.23
52532013	Electricity WT	EE	4461476	1/10/2012	9.89
52532013	Electricity WT	EE	4461565	1/10/2012	1.23
52532013	Electricity WT	EE	4461565	1/10/2012	9.89
52532014	Electricity TD	EE	4462121	1/10/2012	1.19
52532014	Electricity TD	EE	4462121	1/10/2012	0.00
52532014	Electricity TD	EE	4462121	1/10/2012	25.33
52532014	Electricity TD	EE	4462121	1/10/2012	0.03
52532014	Electricity TD	EE	4462121	1/10/2012	0.00
52532014	Electricity TD	EE	4462121	1/10/2012	2.46
52532014	Electricity TD	EE	4462121	1/10/2012	1.79
52532014	Electricity TD	EE	4462121	1/10/2012	0.87
52574015	Telephone CA	TC	30988491	1/10/2012	66.84
52574015	Telephone CA	TC	30988492	1/10/2012	49.26
52574015	Telephone CA	TC	30988544	1/10/2012	1,106.09
57010015	Uncoll Accts Exp CA	JE	30988727	1/10/2012	(665.93)
40111000	Res Sales Billed	JE	30988884	1/11/2012	(113,056.18)
40111000	Res Sales Billed	JE	30988884	1/11/2012	27.05
40121000	Com Sales Billed	JE	30988884	1/11/2012	(27,687.20)
40131000	Ind Sales Billed	JE	30988884	1/11/2012	(2,508.78)
40145000	Priv Fire Billed	JE	30988884	1/11/2012	(4,102.33)
40151000	Publ Auth Billed	JE	30988884	1/11/2012	(2,098.87)
40310400	OthRev-NSF Ck Chrg	JE	30988884	1/11/2012	(204.00)
40310500	OthRev-Appl/InitFee	JE	30988884	1/11/2012	(1,508.00)
40310700	OthRev-Reconnt Fee	JE	30988884	1/11/2012	(1,950.00)

Kentucky American Water Company  
Case No. 2012-00520  
Response to PSC DR1, Item 31

Account	Description	Doc Type	Document Number	Posting Date	Amount
51010000	Purchased Water	PV	43004965	1/11/2012	1,621.77
51510012	Purchased Power P	EE	4462505	1/11/2012	2,938.95
51510012	Purchased Power P	EE	4462505	1/11/2012	0.00
51510012	Purchased Power P	EE	4462505	1/11/2012	365.47
51510012	Purchased Power P	EE	4462505	1/11/2012	17.86
51510013	Purchased Power WT	EE	4462097	1/11/2012	5,573.20
51510013	Purchased Power WT	EE	4462097	1/11/2012	872.13
51510013	Purchased Power WT	EE	4462097	1/11/2012	176.01
51510013	Purchased Power WT	EE	4462097	1/11/2012	445.25
51510013	Purchased Power WT	EE	4462097	1/11/2012	216.14
51510013	Purchased Power WT	EE	4462097	1/11/2012	0.00
51510013	Purchased Power WT	EE	4462097	1/11/2012	583.34
51510013	Purchased Power WT	EE	4462098	1/11/2012	14.84
51510013	Purchased Power WT	EE	4462098	1/11/2012	0.04
51510013	Purchased Power WT	EE	4462098	1/11/2012	1.00
51510013	Purchased Power WT	EE	4462098	1/11/2012	0.49
51510013	Purchased Power WT	EE	4462098	1/11/2012	0.00
51510013	Purchased Power WT	EE	4462098	1/11/2012	1.31
52001300	M&S Oper WT	PV	43004972	1/11/2012	207.37
52001400	M&S Oper TD	PV	43004955	1/11/2012	282.95
52001600	M&S Oper AG	PV	43004943	1/11/2012	150.91
52001600	M&S Oper AG	PV	43004943	1/11/2012	106.73
52501400	Misc Oper TD	PV	43004930	1/11/2012	182.23
52501400	Misc Oper TD	PV	43004941	1/11/2012	418.10
52501600	Misc Oper AG	PV	43004929	1/11/2012	125.70
52501600	Misc Oper AG	PV	43004929	1/11/2012	125.70
52527000	Directors Fees	PS	43004528	1/11/2012	50.00
52527000	Directors Fees	PS	43004529	1/11/2012	50.00
52527000	Directors Fees	PS	43004530	1/11/2012	50.00
52532014	Electricity TD	EE	4462096	1/11/2012	28.32
52532014	Electricity TD	EE	4462096	1/11/2012	0.35
52532014	Electricity TD	EE	4462096	1/11/2012	2.60
52532014	Electricity TD	EE	4462096	1/11/2012	0.96
52532014	Electricity TD	EE	4462096	1/11/2012	0.00
52532014	Electricity TD	EE	4462096	1/11/2012	3.44
52532014	Electricity TD	EE	4462096	1/11/2012	10.33
52532014	Electricity TD	EE	4462504	1/11/2012	88.72
52532014	Electricity TD	EE	4462504	1/11/2012	2.66
52532014	Electricity TD	EE	4462504	1/11/2012	0.00
52532014	Electricity TD	EE	4462504	1/11/2012	5.64
52532014	Electricity TD	EE	4462504	1/11/2012	2.66
52548014	Heating Oil/Gas TD	EE	4463254	1/11/2012	25.33
52548014	Heating Oil/Gas TD	EE	4463254	1/11/2012	2.35
52548014	Heating Oil/Gas TD	EE	4463254	1/11/2012	0.83
52548014	Heating Oil/Gas TD	EE	4463254	1/11/2012	1.71
52550016	Janitorial AG	PV	43005027	1/11/2012	390.00
52562016	Off&Adm Supplies AG	ST	30988691	1/11/2012	35.92
52562016	Off&Adm Supplies AG	ST	30988691	1/11/2012	4.30
52562516	Overnight Shippng AG	PV	43004959	1/11/2012	38.41
52562516	Overnight Shippng AG	PV	43004967	1/11/2012	129.92
52562516	Overnight Shippng AG	PV	43004970	1/11/2012	132.15
52566015	Postage CA	PS	43004265	1/11/2012	500.00
52578011	Trash Removal SS	PV	43004990	1/11/2012	254.31
52578016	Trash Removal AG	PV	43004984	1/11/2012	95.11
52578016	Trash Removal AG	PV	43004994	1/11/2012	61.32
52578016	Trash Removal AG	PV	43005020	1/11/2012	132.55
52585000	Discounts Available	PK	62064765	1/11/2012	(8.75)
53150014	Contr Svc-Other TD	PV	43004971	1/11/2012	4,085.00
53150016	Contr Svc-Other AG	PV	43004921	1/11/2012	116.75
53150016	Contr Svc-Other AG	PV	43004925	1/11/2012	121.75
53150016	Contr Svc-Other AG	PV	43005023	1/11/2012	375.00
55000016	Trans Oper AG	PV	43004937	1/11/2012	920.53
55000016	Trans Oper AG	PV	43004955	1/11/2012	16.08
57010015	Uncoll Accts Exp CA	JE	30988884	1/11/2012	(156.65)
57010015	Uncoll Accts Exp CA	JE	30988884	1/11/2012	(334.61)
62002300	M&S Maint WT	PV	43004837	1/11/2012	382.92
62002300	M&S Maint WT	PV	43004956	1/11/2012	225.80
62002300	M&S Maint WT	PV	43004961	1/11/2012	1,843.90
62002300	M&S Maint WT	PD	43004977	1/11/2012	(357.71)
62002300	M&S Maint WT	PV	43004980	1/11/2012	506.43
62002300	M&S Maint WT	PV	43004986	1/11/2012	77.56
62002300	M&S Maint WT	PV	43004986	1/11/2012	77.57
62002400	M&S Maint TD	ST	30988691	1/11/2012	652.90
62002400	M&S Maint TD	PV	43004952	1/11/2012	26.50
62002400	M&S Maint TD	PV	43004951	1/11/2012	185.45
62002400	M&S Maint TD	PV	43004951	1/11/2012	556.35
62502600	Misc Maint AG	PV	43004955	1/11/2012	138.12

Kentucky American Water Company  
Case No. 2012-00520  
Response to PSC DR1, Item 31

Account	Description	Doc Type	Document Number	Posting Date	Amount
62520700	Misc Main Pvg/Bckfil	PV	43005030	1/11/2012	2,062.80
62520700	Misc Main Pvg/Bckfil	PV	43005035	1/11/2012	3,680.60
63150026	Contr Svc-Maint AG	PV	43005025	1/11/2012	190.16
40111000	Res Sales Billed	JE	30988955	1/12/2012	(138,282.28)
40111000	Res Sales Billed	JE	30988955	1/12/2012	(17,069.41)
40111000	Res Sales Billed	JE	30988955	1/12/2012	7.00
40121000	Com Sales Billed	JE	30988955	1/12/2012	(60,829.96)
40121000	Com Sales Billed	JE	30988955	1/12/2012	(323.52)
40145000	Priv Fire Billed	JE	30988955	1/12/2012	(8,419.16)
40151000	Publ Auth Billed	JE	30988955	1/12/2012	(2,916.81)
40151000	Publ Auth Billed	JE	30988955	1/12/2012	(1,184.06)
40211000	Dom WW Svc Billed	JE	30988955	1/12/2012	(4.82)
40221000	Com WW Svc Billed	JE	30988955	1/12/2012	(1,253.45)
40310400	OthRev-NSF Ck Chrg	JE	30988955	1/12/2012	(120.00)
40310500	OthRev-Appl/InitFee	JE	30988955	1/12/2012	(1,144.00)
40310500	OthRev-Appl/InitFee	JE	30988955	1/12/2012	(130.00)
40310700	OthRev-Reconnct Fee	JE	30988955	1/12/2012	(1,612.00)
40310700	OthRev-Reconnct Fee	JE	30988955	1/12/2012	(260.00)
50451000	Employee Awards	CC	7871	1/12/2012	446.00
50510000	PBOP Expense	JE	103	1/12/2012	(3,192.00)
50550000	Group Insur Expense	PS	43005157	1/12/2012	173,605.26
52001300	M&S Oper WT	CC	7871	1/12/2012	21.66
52001300	M&S Oper WT	CC	7871	1/12/2012	756.26
52001300	M&S Oper WT	CC	7871	1/12/2012	8.40
52001300	M&S Oper WT	CC	7871	1/12/2012	436.95
52001300	M&S Oper WT	CC	7871	1/12/2012	21.66
52001300	M&S Oper WT	CC	7871	1/12/2012	74.00
52001300	M&S Oper WT	CC	7871	1/12/2012	96.01
52001300	M&S Oper WT	CC	7871	1/12/2012	8.40
52001300	M&S Oper WT	CC	7871	1/12/2012	127.01
52001300	M&S Oper WT	CC	7871	1/12/2012	76.30
52001300	M&S Oper WT	CC	7871	1/12/2012	22.24
52001300	M&S Oper WT	CC	7871	1/12/2012	386.51
52001400	M&S Oper TD	PD	43005179	1/12/2012	(375.67)
52001400	M&S Oper TD	CC	7871	1/12/2012	5.71
52001400	M&S Oper TD	CC	7871	1/12/2012	15.19
52001400	M&S Oper TD	CC	7871	1/12/2012	64.85
52001400	M&S Oper TD	CC	7871	1/12/2012	39.75
52001400	M&S Oper TD	CC	7871	1/12/2012	161.51
52001400	M&S Oper TD	CC	7871	1/12/2012	12.98
52001400	M&S Oper TD	CC	7871	1/12/2012	95.61
52001400	M&S Oper TD	CC	7871	1/12/2012	196.90
52001400	M&S Oper TD	CC	7871	1/12/2012	240.72
52001400	M&S Oper TD	CC	7871	1/12/2012	516.63
52001400	M&S Oper TD	CC	7871	1/12/2012	8.29
52001400	M&S Oper TD	CC	7871	1/12/2012	39.32
52001400	M&S Oper TD	CC	7871	1/12/2012	4.20
52001400	M&S Oper TD	CC	7871	1/12/2012	1,295.32
52001400	M&S Oper TD	CC	7871	1/12/2012	39.75
52001400	M&S Oper TD	CC	7871	1/12/2012	4.20
52001400	M&S Oper TD	CC	7871	1/12/2012	379.38
52001400	M&S Oper TD	CC	7871	1/12/2012	191.86
52001400	M&S Oper TD	CC	7871	1/12/2012	5.28
52001400	M&S Oper TD	CC	7871	1/12/2012	25.30
52001400	M&S Oper TD	CC	7871	1/12/2012	4.20
52001400	M&S Oper TD	CC	7871	1/12/2012	6.42
52001600	M&S Oper AG	CC	7871	1/12/2012	25.99
52001600	M&S Oper AG	CC	7871	1/12/2012	103.99
52501300	Misc Oper WT	CC	7871	1/12/2012	132.22
52501300	Misc Oper WT	CC	7871	1/12/2012	18.80
52501300	Misc Oper WT	CC	7871	1/12/2012	300.77
52501300	Misc Oper WT	CC	7871	1/12/2012	68.76
52501300	Misc Oper WT	CC	7871	1/12/2012	65.49
52501300	Misc Oper WT	CC	7871	1/12/2012	58.09
52501300	Misc Oper WT	CC	7871	1/12/2012	65.49
52501300	Misc Oper WT	CC	7871	1/12/2012	137.98
52501300	Misc Oper WT	CC	7871	1/12/2012	31.29
52501300	Misc Oper WT	CC	7871	1/12/2012	155.74
52501300	Misc Oper WT	CC	7871	1/12/2012	26.97
52501400	Misc Oper TD	CC	7871	1/12/2012	111.30
52501400	Misc Oper TD	CC	7871	1/12/2012	131.01
52501600	Misc Oper AG	CC	7871	1/12/2012	636.00
52501600	Misc Oper AG	CC	7871	1/12/2012	66.46
52501600	Misc Oper AG	PD	43005444	1/12/2012	(125.70)
52522000	Community Relations	CC	7871	1/12/2012	2,312.50
52522000	Community Relations	CC	7871	1/12/2012	854.50
52524000	Co Dues/Mmbrshp Ded	CC	7871	1/12/2012	430.00

Kentucky American Water Company  
Case No. 2012-00520  
Response to PSC DR1, Item 31

Account	Description	Doc Type	Document Number	Posting Date	Amount
52524000	Co Dues/Mmbrshp Ded	CC	7871	1/12/2012	187.00
52534000	Employee Expenses	CC	7871	1/12/2012	120.99
52534000	Employee Expenses	CC	7871	1/12/2012	187.80
52534000	Employee Expenses	CC	7871	1/12/2012	641.20
52534000	Employee Expenses	CC	7871	1/12/2012	20.00
52534000	Employee Expenses	CC	7871	1/12/2012	5.00
52534000	Employee Expenses	CC	7871	1/12/2012	5.00
52534000	Employee Expenses	CC	7871	1/12/2012	141.70
52534000	Employee Expenses	CC	7871	1/12/2012	407.70
52534000	Employee Expenses	CC	7871	1/12/2012	406.21
52534000	Employee Expenses	CC	7871	1/12/2012	396.24
52534200	Conferences & Reg	CC	7871	1/12/2012	179.00
52534200	Conferences & Reg	CC	7871	1/12/2012	1,995.00
52535000	Meals Deductible	CC	7871	1/12/2012	13.10
52535000	Meals Deductible	CC	7871	1/12/2012	10.00
52535000	Meals Deductible	CC	7871	1/12/2012	45.60
52535000	Meals Deductible	CC	7871	1/12/2012	19.73
52535000	Meals Deductible	CC	7871	1/12/2012	23.08
52535000	Meals Deductible	CC	7871	1/12/2012	9.53
52535000	Meals Deductible	CC	7871	1/12/2012	10.00
52535000	Meals Deductible	CC	7871	1/12/2012	34.60
52535000	Meals Deductible	CC	7871	1/12/2012	71.19
52535000	Meals Deductible	CC	7871	1/12/2012	10.58
52535000	Meals Deductible	CC	7871	1/12/2012	10.00
52535000	Meals Deductible	CC	7871	1/12/2012	106.26
52535000	Meals Deductible	CC	7871	1/12/2012	60.00
52535000	Meals Deductible	CC	7871	1/12/2012	7.82
52535000	Meals Deductible	CC	7871	1/12/2012	15.97
52535000	Meals Deductible	CC	7871	1/12/2012	17.00
52535000	Meals Deductible	CC	7871	1/12/2012	8.78
52535000	Meals Deductible	CC	7871	1/12/2012	103.19
52535000	Meals Deductible	CC	7871	1/12/2012	155.31
52535000	Meals Deductible	CC	7871	1/12/2012	9.24
52535000	Meals Deductible	CC	7871	1/12/2012	11.96
52535000	Meals Deductible	CC	7871	1/12/2012	22.12
52535000	Meals Deductible	CC	7871	1/12/2012	13.74
52535000	Meals Deductible	CC	7871	1/12/2012	6.87
52535000	Meals Deductible	CC	7871	1/12/2012	21.91
52535000	Meals Deductible	CC	7871	1/12/2012	16.68
52535000	Meals Deductible	CC	7871	1/12/2012	41.90
52535000	Meals Deductible	CC	7871	1/12/2012	27.78
52535000	Meals Deductible	CC	7871	1/12/2012	12.65
52535000	Meals Deductible	CC	7871	1/12/2012	8.26
52535000	Meals Deductible	CC	7871	1/12/2012	45.48
52535000	Meals Deductible	CC	7871	1/12/2012	8.16
52535000	Meals Deductible	CC	7871	1/12/2012	9.27
52535000	Meals Deductible	CC	7871	1/12/2012	14.99
52535000	Meals Deductible	CC	7871	1/12/2012	22.97
52535000	Meals Deductible	CC	7871	1/12/2012	7.18
52535000	Meals Deductible	CC	7871	1/12/2012	10.13
52535000	Meals Deductible	CC	7871	1/12/2012	39.62
52550013	Janitorial WT	CC	7871	1/12/2012	211.92
52550013	Janitorial WT	CC	7871	1/12/2012	338.67
52550016	Janitorial AG	PV	43005461	1/12/2012	345.00
52554500	Lab Supplies	CC	7871	1/12/2012	105.80
52554500	Lab Supplies	CC	7871	1/12/2012	65.80
52554500	Lab Supplies	CC	7871	1/12/2012	65.80
52554500	Lab Supplies	CC	7871	1/12/2012	65.80
52554500	Lab Supplies	CC	7871	1/12/2012	65.83
52554500	Lab Supplies	CC	7871	1/12/2012	70.31
52554500	Lab Supplies	CC	7871	1/12/2012	36.36
52554500	Lab Supplies	CC	7871	1/12/2012	36.36
52554500	Lab Supplies	CC	7871	1/12/2012	136.60
52554500	Lab Supplies	CC	7871	1/12/2012	175.30
52554500	Lab Supplies	CC	7871	1/12/2012	32.12
52554500	Lab Supplies	CC	7871	1/12/2012	379.15
52554500	Lab Supplies	CC	7871	1/12/2012	129.99
52554500	Lab Supplies	CC	7871	1/12/2012	65.02
52554500	Lab Supplies	CC	7871	1/12/2012	65.34
52554500	Lab Supplies	CC	7871	1/12/2012	130.70
52554500	Lab Supplies	CC	7871	1/12/2012	176.90
52554500	Lab Supplies	CC	7871	1/12/2012	350.61
52554500	Lab Supplies	CC	7871	1/12/2012	189.57
52554500	Lab Supplies	CC	7871	1/12/2012	18.36
52562013	Off&Adm Supplies WT	CC	7871	1/12/2012	6.88
52562013	Off&Adm Supplies WT	CC	7871	1/12/2012	40.20
52562013	Off&Adm Supplies WT	CC	7871	1/12/2012	301.03

Kentucky American Water Company  
Case No. 2012-00520  
Response to PSC DR1, Item 31

Account	Description	Doc Type	Document Number	Posting Date	Amount
52562013	Off&Adm Supplies WT	CC	7871	1/12/2012	42.39
52562013	Off&Adm Supplies WT	CC	7871	1/12/2012	95.37
52562013	Off&Adm Supplies WT	CC	7871	1/12/2012	34.93
52562013	Off&Adm Supplies WT	CC	7871	1/12/2012	32.84
52562014	Off&Adm Supplies TD	CC	7871	1/12/2012	253.35
52562014	Off&Adm Supplies TD	CC	7871	1/12/2012	14.84
52562016	Off&Adm Supplies AG	CC	7871	1/12/2012	19.52
52562016	Off&Adm Supplies AG	CC	7871	1/12/2012	156.53
52562016	Off&Adm Supplies AG	CC	7871	1/12/2012	26.79
52562016	Off&Adm Supplies AG	CC	7871	1/12/2012	26.79
52562016	Off&Adm Supplies AG	CC	7871	1/12/2012	23.83
52562016	Off&Adm Supplies AG	CC	7871	1/12/2012	108.78
52562016	Off&Adm Supplies AG	CC	7871	1/12/2012	152.82
52562516	Overnight Shippng AG	CC	7871	1/12/2012	26.73
52566015	Postage CA	ST	30988870	1/12/2012	30.00
52574016	Telephone AG	TC	30988839	1/12/2012	19.25
52582013	Uniforms WT	CC	7871	1/12/2012	88.24
52582013	Uniforms WT	CC	7871	1/12/2012	56.92
52582013	Uniforms WT	CC	7871	1/12/2012	43.36
52582013	Uniforms WT	CC	7871	1/12/2012	56.92
52582013	Uniforms WT	CC	7871	1/12/2012	169.14
52582013	Uniforms WT	CC	7871	1/12/2012	111.30
52582013	Uniforms WT	CC	7871	1/12/2012	60.66
52582013	Uniforms WT	CC	7871	1/12/2012	24.93
52582013	Uniforms WT	CC	7871	1/12/2012	4.73
52582013	Uniforms WT	CC	7871	1/12/2012	43.36
52582013	Uniforms WT	CC	7871	1/12/2012	4.73
52582013	Uniforms WT	CC	7871	1/12/2012	24.93
52582013	Uniforms WT	CC	7871	1/12/2012	47.00
52582013	Uniforms WT	CC	7871	1/12/2012	4.73
52582013	Uniforms WT	CC	7871	1/12/2012	143.77
52582014	Uniforms TD	CC	7871	1/12/2012	158.98
52582014	Uniforms TD	CC	7871	1/12/2012	60.66
52582014	Uniforms TD	CC	7871	1/12/2012	41.69
52582014	Uniforms TD	CC	7871	1/12/2012	20.94
52582014	Uniforms TD	CC	7871	1/12/2012	20.94
52599800	PCard Undistributed	CC	7871	1/12/2012	35.75
53150016	Contr Svc-Other AG	CC	7871	1/12/2012	360.00
55000016	Trans Oper AG	CC	7871	1/12/2012	13.63
55000016	Trans Oper AG	CC	7871	1/12/2012	13.99
55000016	Trans Oper AG	CC	7871	1/12/2012	5.00
55000016	Trans Oper AG	CC	7871	1/12/2012	13.99
55000016	Trans Oper AG	CC	7871	1/12/2012	13.99
55000016	Trans Oper AG	CC	7871	1/12/2012	13.99
55000016	Trans Oper AG	CC	7871	1/12/2012	13.99
55000016	Trans Oper AG	CC	7871	1/12/2012	13.99
55000016	Trans Oper AG	CC	7871	1/12/2012	10.00
55000016	Trans Oper AG	CC	7871	1/12/2012	13.99
55000016	Trans Oper AG	CC	7871	1/12/2012	13.99
57010015	Uncoll Accts Exp CA	JE	30988955	1/12/2012	(342.55)
62002100	M&S Maint SS	CC	7871	1/12/2012	268.86
62002300	M&S Maint WT	CC	7871	1/12/2012	34.91
62002300	M&S Maint WT	CC	7871	1/12/2012	348.58
62002300	M&S Maint WT	CC	7871	1/12/2012	6.20
62002300	M&S Maint WT	CC	7871	1/12/2012	173.39
62002300	M&S Maint WT	CC	7871	1/12/2012	156.48
62002300	M&S Maint WT	CC	7871	1/12/2012	144.09
62002300	M&S Maint WT	CC	7871	1/12/2012	35.00
62002300	M&S Maint WT	CC	7871	1/12/2012	293.45
62002300	M&S Maint WT	CC	7871	1/12/2012	63.00
62002300	M&S Maint WT	CC	7871	1/12/2012	25.72
62002300	M&S Maint WT	CC	7871	1/12/2012	139.86
62002300	M&S Maint WT	CC	7871	1/12/2012	117.82
62002400	M&S Maint TD	CC	7871	1/12/2012	24.79
62502300	Misc Maint WT	CC	7871	1/12/2012	276.62
63150026	Contr Svc-Maint AG	CC	7871	1/12/2012	111.68
63150026	Contr Svc-Maint AG	CC	7871	1/12/2012	109.93
71521000	M&J Expenses	CC	7871	1/12/2012	7.65
75820000	Othr Income Deductns	CC	7882	1/12/2012	213.10
75820000	Othr Income Deductns	CC	7882	1/12/2012	210.35
75820000	Othr Income Deductns	CC	7882	1/12/2012	(210.35)
40111000	Res Sales Billed	JE	30989006	1/13/2012	(211,234.88)
40111000	Res Sales Billed	JE	30989006	1/13/2012	(11,848.60)
40111000	Res Sales Billed	JE	30989006	1/13/2012	(15,247.41)
40121000	Com Sales Billed	JE	30989006	1/13/2012	(64,227.77)
40121000	Com Sales Billed	JE	30989006	1/13/2012	(46.34)
40121000	Com Sales Billed	JE	30989006	1/13/2012	(1,386.34)

Kentucky American Water Company  
Case No. 2012-00520  
Response to PSC DR1, Item 31

Account	Description	Doc Type	Document Number	Posting Date	Amount
40145000	Priv Fire Billed	JE	30989006	1/13/2012	(7,957.03)
40151000	Publ Auth Billed	JE	30989006	1/13/2012	(100.51)
40151000	Publ Auth Billed	JE	30989006	1/13/2012	(71.17)
40151000	Publ Auth Billed	JE	30989006	1/13/2012	(121.59)
40161000	Sls/Rsle Billed	JE	30989006	1/13/2012	(18,592.24)
40161000	Sls/Rsle Billed	JE	30989006	1/13/2012	(243.29)
40211000	Dom WW Svc Billed	JE	30989006	1/13/2012	(90.11)
40310400	OthRev-NSF Ck Chrg	JE	30989006	1/13/2012	(72.00)
40310500	OthRev-Appl/InitFee	JE	30989006	1/13/2012	(1,898.00)
40310500	OthRev-Appl/InitFee	JE	30989006	1/13/2012	(78.00)
40310500	OthRev-Appl/InitFee	JE	30989006	1/13/2012	(156.00)
40310700	OthRev-Reconnct Fee	JE	30989006	1/13/2012	(1,222.00)
40310700	OthRev-Reconnct Fee	JE	30989006	1/13/2012	(208.00)
40310700	OthRev-Reconnct Fee	JE	30989006	1/13/2012	(286.00)
50101300	Labor Oper WT	T2	45446	1/13/2012	2,599.21
50101300	Labor Oper WT	T2	45446	1/13/2012	132.51
50101300	Labor Oper WT	T2	45446	1/13/2012	16,016.04
50101300	Labor Oper WT	T2	45446	1/13/2012	18,241.32
50101300	Labor Oper WT	T2	45446	1/13/2012	12,216.14
50101300	Labor Oper WT	T2	45446	1/13/2012	65.55
50101300	Labor Oper WT	T2	45446	1/13/2012	219.47
50101305	Labor Oper WT SupEng	T2	45446	1/13/2012	6,192.29
50101305	Labor Oper WT SupEng	T2	45446	1/13/2012	2,518.27
50101305	Labor Oper WT SupEng	T2	45446	1/13/2012	4,855.41
50101305	Labor Oper WT SupEng	T2	45446	1/13/2012	7,453.87
50101400	Labor Oper TD	T2	45446	1/13/2012	8,778.95
50101400	Labor Oper TD	T2	45446	1/13/2012	51,778.70
50101400	Labor Oper TD	T2	45446	1/13/2012	1,382.69
50101400	Labor Oper TD	T2	45446	1/13/2012	41.05
50101400	Labor Oper TD	T2	45446	1/13/2012	1,639.39
50101400	Labor Oper TD	T2	45446	1/13/2012	3,169.52
50101405	Labor Oper TD SupEng	T2	45446	1/13/2012	1,534.64
50101405	Labor Oper TD SupEng	T2	45446	1/13/2012	1,540.80
50101405	Labor Oper TD SupEng	T2	45446	1/13/2012	1,144.30
50101405	Labor Oper TD SupEng	T2	45446	1/13/2012	604.14
50101415	Labor Oper TD Lines	T2	45446	1/13/2012	3,192.67
50101415	Labor Oper TD Lines	T2	45446	1/13/2012	472.94
50101415	Labor Oper TD Lines	T2	45446	1/13/2012	2,027.81
50101420	Labor Oper TD Meter	T2	45446	1/13/2012	17,690.20
50101500	Labor Oper CA	T2	45446	1/13/2012	414.31
50101500	Labor Oper CA	T2	45446	1/13/2012	163.95
50101510	Labor Oper CA MtrRd	T2	45446	1/13/2012	9,445.51
50101520	Labor Oper CA CstSrv	T2	45446	1/13/2012	3,345.71
50101600	Labor Oper AG	T2	45446	1/13/2012	17,580.64
50101600	Labor Oper AG	T2	45446	1/13/2012	858.76
50101600	Labor Oper AG	T2	45446	1/13/2012	2,076.80
50101600	Labor Oper AG	T2	45446	1/13/2012	2,888.70
50101600	Labor Oper AG	T2	45446	1/13/2012	5,304.14
50101600	Labor Oper AG	T2	45446	1/13/2012	4,591.70
50101600	Labor Oper AG	T2	45446	1/13/2012	10.87
50101600	Labor Oper AG	T2	45446	1/13/2012	2,055.48
50101600	Labor Oper AG	T2	45446	1/13/2012	9,437.59
50101600	Labor Oper AG	T2	45446	1/13/2012	0.00
50101600	Labor Oper AG	T2	45446	1/13/2012	2,549.00
50101600	Labor Oper AG	T2	45446	1/13/2012	0.00
50102200	Labor Maint P	T2	45446	1/13/2012	1,375.92
50102200	Labor Maint P	T2	45446	1/13/2012	393.12
50102300	Labor Maint WT	T2	45446	1/13/2012	786.24
50102400	Labor Maint TD	T2	45446	1/13/2012	1,406.00
50102410	Labor Mnt TD Str&Imp	T2	45446	1/13/2012	138.42
50102415	Labor Mnt TD DistRes	T2	45446	1/13/2012	393.12
50102420	Labor Mnt TD Mains	T2	45446	1/13/2012	4,412.22
50102420	Labor Mnt TD Mains	T2	45446	1/13/2012	126.89
50102420	Labor Mnt TD Mains	T2	45446	1/13/2012	1,303.23
50102420	Labor Mnt TD Mains	T2	45446	1/13/2012	612.61
50102430	Labor Mnt TD Service	T2	45446	1/13/2012	12,022.83
50102430	Labor Mnt TD Service	T2	45446	1/13/2012	425.07
50102435	Labor Mnt TD Meter	T2	45446	1/13/2012	1,572.48
50102435	Labor Mnt TD Meter	T2	45446	1/13/2012	2,953.54
50102435	Labor Mnt TD Meter	T2	45446	1/13/2012	167.88
50102440	Labor Mnt TD Hydrant	T2	45446	1/13/2012	1,908.37
50102440	Labor Mnt TD Hydrant	T2	45446	1/13/2012	112.38
50111300	LaborOper NS OT WT	T2	45446	1/13/2012	156.85
50111300	LaborOper NS OT WT	T2	45446	1/13/2012	290.64
50111300	LaborOper NS OT WT	T2	45446	1/13/2012	78.40
50111300	LaborOper NS OT WT	T2	45446	1/13/2012	3,758.59
50111300	LaborOper NS OT WT	T2	45446	1/13/2012	4,654.89



Kentucky American Water Company  
Case No. 2012-00520  
Response to PSC DR1, Item 31

Account	Description	Doc Type	Document Number	Posting Date	Amount
50111300	LaborOper NS OT WT	T2	45446	1/13/2012	322.50
50111305	LaborOperNS OT WT SE	T2	45446	1/13/2012	58.50
50111305	LaborOperNS OT WT SE	T2	45446	1/13/2012	573.41
50111305	LaborOperNS OT WT SE	T2	45446	1/13/2012	47.19
50111400	LaborOper NS OT TD	T2	45446	1/13/2012	67.01
50111400	LaborOper NS OT TD	T2	45446	1/13/2012	193.47
50111405	LaborOperNS OT TD SE	T2	45446	1/13/2012	117.00
50111405	LaborOperNS OT TD SE	T2	45446	1/13/2012	157.29
50111415	LaborOperNS OT TD Ln	T2	45446	1/13/2012	287.08
50111415	LaborOperNS OT TD Ln	T2	45446	1/13/2012	969.22
50111420	LaborOperNS OT TD Mt	T2	45446	1/13/2012	4,656.50
50111510	LaborOperNS OT CA MR	T2	45446	1/13/2012	49.23
50111520	LaborOperNS OT CA CS	T2	45446	1/13/2012	126.47
50112400	LaborMaint NS OT TD	T2	45446	1/13/2012	372.01
50112415	LaborMaintNSOT TD DR	T2	45446	1/13/2012	1,179.36
50112420	LaborMaintNSOT TD Mn	T2	45446	1/13/2012	2,813.75
50112420	LaborMaintNSOT TD Mn	T2	45446	1/13/2012	850.32
50112420	LaborMaintNSOT TD Mn	T2	45446	1/13/2012	319.61
50112430	LaborMaintNSOT TD Sv	T2	45446	1/13/2012	1,125.78
50112430	LaborMaintNSOT TD Sv	T2	45446	1/13/2012	987.89
50112435	LaborMaintNSOT TD Mt	T2	45446	1/13/2012	239.57
50112435	LaborMaintNSOT TD Mt	T2	45446	1/13/2012	90.64
50112440	LaborMaintNSOT TD Hy	T2	45446	1/13/2012	69.18
50112440	LaborMaintNSOT TD Hy	T2	45446	1/13/2012	17.30
50121300	LaborOper OT WT	T2	45446	1/13/2012	1,743.96
50121300	LaborOper OT WT	T2	45446	1/13/2012	1,809.84
50121300	LaborOper OT WT	T2	45446	1/13/2012	1,718.63
50171000	Annual Incent Plan	T3	45447	1/13/2012	3,960.39
50171000	Annual Incent Plan	T3	45447	1/13/2012	1,014.45
50171000	Annual Incent Plan	T3	45447	1/13/2012	207.68
50171000	Annual Incent Plan	T3	45447	1/13/2012	288.87
50171000	Annual Incent Plan	T3	45447	1/13/2012	544.66
50171000	Annual Incent Plan	T3	45447	1/13/2012	918.34
50171000	Annual Incent Plan	T3	45447	1/13/2012	1,437.77
50171000	Annual Incent Plan	T3	45447	1/13/2012	2,327.26
50171000	Annual Incent Plan	T3	45447	1/13/2012	1,353.83
50171000	Annual Incent Plan	T3	45447	1/13/2012	250.00
50171000	Annual Incent Plan	T3	45447	1/13/2012	292.31
50421000	401k Expense	T3	45447	1/13/2012	520.24
50421000	401k Expense	T3	45447	1/13/2012	8.59
50421000	401k Expense	T3	45447	1/13/2012	83.07
50421000	401k Expense	T3	45447	1/13/2012	57.78
50421000	401k Expense	T3	45447	1/13/2012	109.08
50421000	401k Expense	T3	45447	1/13/2012	183.67
50421000	401k Expense	T3	45447	1/13/2012	361.47
50421000	401k Expense	T3	45447	1/13/2012	0.11
50421000	401k Expense	T3	45447	1/13/2012	1,830.66
50421000	401k Expense	T3	45447	1/13/2012	39.32
50421000	401k Expense	T3	45447	1/13/2012	2.70
50421000	401k Expense	T3	45447	1/13/2012	40.45
50421000	401k Expense	T3	45447	1/13/2012	121.81
50421000	401k Expense	T3	45447	1/13/2012	0.16
50421000	401k Expense	T3	45447	1/13/2012	1.27
50421000	401k Expense	T3	45447	1/13/2012	25.89
50421000	401k Expense	T3	45447	1/13/2012	18.50
50421000	401k Expense	T3	45447	1/13/2012	22.33
50421000	401k Expense	T3	45447	1/13/2012	6.72
50421000	401k Expense	T3	45447	1/13/2012	1.03
50421000	401k Expense	T3	45447	1/13/2012	290.52
50421000	401k Expense	T3	45447	1/13/2012	219.20
50421000	401k Expense	T3	45447	1/13/2012	498.61
50421000	401k Expense	T3	45447	1/13/2012	269.71
50421000	401k Expense	T3	45447	1/13/2012	1.49
50421000	401k Expense	T3	45447	1/13/2012	188.26
50421000	401k Expense	T3	45447	1/13/2012	125.12
50421000	401k Expense	T3	45447	1/13/2012	134.24
50421000	401k Expense	T3	45447	1/13/2012	18.08
50421000	401k Expense	T3	45447	1/13/2012	15.37
50422000	DCP Expense	T3	45447	1/13/2012	282.53
50422000	DCP Expense	T3	45447	1/13/2012	109.03
50422000	DCP Expense	T3	45447	1/13/2012	87.84
50422000	DCP Expense	T3	45447	1/13/2012	241.06
50422000	DCP Expense	T3	45447	1/13/2012	679.98
50422000	DCP Expense	T3	45447	1/13/2012	2,721.88
50422000	DCP Expense	T3	45447	1/13/2012	11.65
50422000	DCP Expense	T3	45447	1/13/2012	14.54
50422000	DCP Expense	T3	45447	1/13/2012	140.49

Kentucky American Water Company  
Case No. 2012-00520  
Response to PSC DR1, Item 31

Account	Description	Doc Type	Document Number	Posting Date	Amount
50422000	DCP Expense	T3	45447	1/13/2012	13.29
50422000	DCP Expense	T3	45447	1/13/2012	18.38
50422000	DCP Expense	T3	45447	1/13/2012	4.84
50422000	DCP Expense	T3	45447	1/13/2012	10.10
50422000	DCP Expense	T3	45447	1/13/2012	11.75
50422000	DCP Expense	T3	45447	1/13/2012	432.72
50422000	DCP Expense	T3	45447	1/13/2012	531.23
50422000	DCP Expense	T3	45447	1/13/2012	826.40
50422000	DCP Expense	T3	45447	1/13/2012	154.11
50422000	DCP Expense	T3	45447	1/13/2012	89.52
50422000	DCP Expense	T3	45447	1/13/2012	192.47
50422000	DCP Expense	T3	45447	1/13/2012	17.78
50422000	DCP Expense	T3	45447	1/13/2012	20.63
50426000	Retiree Medical Exp	T3	45447	1/13/2012	533.96
50426000	Retiree Medical Exp	T3	45447	1/13/2012	4.23
50426000	Retiree Medical Exp	T3	45447	1/13/2012	52.85
50426000	Retiree Medical Exp	T3	45447	1/13/2012	0.64
50426000	Retiree Medical Exp	T3	45447	1/13/2012	5.50
50426000	Retiree Medical Exp	T3	45447	1/13/2012	5.33
50426000	Retiree Medical Exp	T3	45447	1/13/2012	83.34
50426000	Retiree Medical Exp	T3	45447	1/13/2012	83.34
50510100	PBOP Cap Credits	T1	45445	1/13/2012	(27,532.75)
50510100	PBOP Cap Credits	T3	45447	1/13/2012	22,592.60
50510100	PBOP Cap Credits	T3	45447	1/13/2012	283.15
50510100	PBOP Cap Credits	T3	45447	1/13/2012	26.82
50510100	PBOP Cap Credits	T3	45447	1/13/2012	136.56
50510100	PBOP Cap Credits	T3	45447	1/13/2012	52.36
50510100	PBOP Cap Credits	T3	45447	1/13/2012	90.78
50510100	PBOP Cap Credits	T3	45447	1/13/2012	447.04
50510100	PBOP Cap Credits	T3	45447	1/13/2012	3.18
50550000	Group Insur Expense	T1	45445	1/13/2012	(14,237.17)
50550000	Group Insur Expense	T3	45447	1/13/2012	25.84
50550000	Group Insur Expense	T3	45447	1/13/2012	268.26
50550000	Group Insur Expense	T3	45447	1/13/2012	2,293.24
50550000	Group Insur Expense	T3	45447	1/13/2012	75.52
50550000	Group Insur Expense	T3	45447	1/13/2012	118.06
50550000	Group Insur Expense	T3	45447	1/13/2012	21.04
50550000	Group Insur Expense	T3	45447	1/13/2012	31.42
50550000	Group Insur Expense	T3	45447	1/13/2012	6.49
50550000	Group Insur Expense	T3	45447	1/13/2012	38.32
50550000	Group Insur Expense	T3	45447	1/13/2012	3.72
50550000	Group Insur Expense	T3	45447	1/13/2012	760.07
50550000	Group Insur Expense	T3	45447	1/13/2012	765.05
50550000	Group Insur Expense	T3	45447	1/13/2012	352.36
50550000	Group Insur Expense	T3	45447	1/13/2012	134.33
50550000	Group Insur Expense	T3	45447	1/13/2012	485.93
50550000	Group Insur Expense	T3	45447	1/13/2012	16.90
50550100	Group Ins Cap Creds	T1	45445	1/13/2012	(66,747.19)
50550100	Group Ins Cap Creds	T3	45447	1/13/2012	55,548.37
50550100	Group Ins Cap Creds	T3	45447	1/13/2012	367.19
50550100	Group Ins Cap Creds	T3	45447	1/13/2012	119.58
50550100	Group Ins Cap Creds	T3	45447	1/13/2012	33.30
50550100	Group Ins Cap Creds	T3	45447	1/13/2012	248.06
50550100	Group Ins Cap Creds	T3	45447	1/13/2012	647.12
50550100	Group Ins Cap Creds	T3	45447	1/13/2012	5.27
50550100	Group Ins Cap Creds	T3	45447	1/13/2012	38.45
50550100	Group Ins Cap Creds	T3	45447	1/13/2012	200.27
50550100	Group Ins Cap Creds	T3	45447	1/13/2012	58.44
50550100	Group Ins Cap Creds	T3	45447	1/13/2012	640.02
50550100	Group Ins Cap Creds	T3	45447	1/13/2012	39.37
50550100	Group Ins Cap Creds	T3	45447	1/13/2012	4.13
50610100	Pension Cap Credits	T1	45445	1/13/2012	(43,697.09)
50610100	Pension Cap Credits	T3	45447	1/13/2012	35,856.55
50610100	Pension Cap Credits	T3	45447	1/13/2012	449.40
50610100	Pension Cap Credits	T3	45447	1/13/2012	42.62
50610100	Pension Cap Credits	T3	45447	1/13/2012	216.72
50610100	Pension Cap Credits	T3	45447	1/13/2012	83.07
50610100	Pension Cap Credits	T3	45447	1/13/2012	144.07
50610100	Pension Cap Credits	T3	45447	1/13/2012	709.46
50610100	Pension Cap Credits	T3	45447	1/13/2012	5.05
51510012	Purchased Power P	EE	4462450	1/13/2012	42.54
51510012	Purchased Power P	EE	4462450	1/13/2012	0.90
51510012	Purchased Power P	EE	4462450	1/13/2012	0.00
51510012	Purchased Power P	EE	4462450	1/13/2012	1.28
51510012	Purchased Power P	EE	4462464	1/13/2012	57.66
51510012	Purchased Power P	EE	4462464	1/13/2012	0.00
51510012	Purchased Power P	EE	4462464	1/13/2012	7.19

Kentucky American Water Company  
Case No. 2012-00520  
Response to PSC DR1, Item 31

Account	Description	Doc Type	Document Number	Posting Date	Amount
51510014	Purchased Power TD	EE	4462460	1/13/2012	56.35
51510014	Purchased Power TD	EE	4462460	1/13/2012	2.88
52001400	M&S Oper TD	PV	43006213	1/13/2012	619.31
52001400	M&S Oper TD	PV	43006214	1/13/2012	1,755.75
52001600	M&S Oper AG	ST	30988923	1/13/2012	9.05
52501400	Misc Oper TD	ST	30988923	1/13/2012	10.93
52501400	Misc Oper TD	ST	30988923	1/13/2012	25.09
52501600	Misc Oper AG	ST	30988923	1/13/2012	7.54
52501600	Misc Oper AG	ST	30988923	1/13/2012	7.54
52532013	Electricity WT	EE	4462347	1/13/2012	18.98
52532013	Electricity WT	EE	4462347	1/13/2012	2.34
52532014	Electricity TD	EE	4462380	1/13/2012	18.40
52532014	Electricity TD	EE	4462380	1/13/2012	2.27
52532014	Electricity TD	EE	4462453	1/13/2012	53.89
52532014	Electricity TD	EE	4462453	1/13/2012	5.20
52532014	Electricity TD	EE	4462453	1/13/2012	8.36
52532014	Electricity TD	EE	4462456	1/13/2012	190.18
52532014	Electricity TD	EE	4462458	1/13/2012	27.68
52532014	Electricity TD	EE	4462458	1/13/2012	3.42
52532014	Electricity TD	EE	4462461	1/13/2012	74.99
52532014	Electricity TD	EE	4462461	1/13/2012	0.00
52532014	Electricity TD	EE	4462461	1/13/2012	3.83
52532014	Electricity TD	EE	4462506	1/13/2012	433.17
52532014	Electricity TD	EE	4462506	1/13/2012	0.00
52532014	Electricity TD	EE	4462506	1/13/2012	42.06
52532014	Electricity TD	EE	4462506	1/13/2012	32.44
52532016	Electricity AG	EE	4462444	1/13/2012	231.50
52532016	Electricity AG	EE	4462444	1/13/2012	22.43
52532016	Electricity AG	EE	4462444	1/13/2012	12.72
52534000	Employee Expenses	T3	45447	1/13/2012	112.59
52585000	Discounts Available	PX	5033	1/13/2012	(7.78)
52585000	Discounts Available	PU	17147	1/13/2012	(1.82)
52585000	Discounts Available	PU	17147	1/13/2012	(4.18)
52585000	Discounts Available	PU	17147	1/13/2012	(2.58)
52585000	Discounts Available	PU	17147	1/13/2012	3.37
52585000	Discounts Available	PK	62064798	1/13/2012	(11.35)
52585000	Discounts Available	PK	62064801	1/13/2012	(8.75)
52585000	Discounts Available	PK	62064802	1/13/2012	(62.21)
52585000	Discounts Available	PK	62064802	1/13/2012	(46.65)
52585000	Discounts Available	PK	62064802	1/13/2012	(2.37)
52585000	Discounts Available	PK	62064803	1/13/2012	(45.40)
55000100	Trans Cap Credits	T1	45445	1/13/2012	(372.98)
55000100	Trans Cap Credits	T1	45445	1/13/2012	(447.35)
55000100	Trans Cap Credits	T1	45445	1/13/2012	(37.38)
55000100	Trans Cap Credits	T1	45445	1/13/2012	(52.00)
55000100	Trans Cap Credits	T1	45445	1/13/2012	(98.30)
55000100	Trans Cap Credits	T1	45445	1/13/2012	(82.65)
55000100	Trans Cap Credits	T1	45445	1/13/2012	(1,227.56)
55000100	Trans Cap Credits	T1	45445	1/13/2012	(2,556.98)
55000100	Trans Cap Credits	T1	45445	1/13/2012	(248.03)
55000100	Trans Cap Credits	T1	45445	1/13/2012	(338.75)
55000100	Trans Cap Credits	T1	45445	1/13/2012	(201.51)
55000100	Trans Cap Credits	T1	45445	1/13/2012	(100.89)
55000100	Trans Cap Credits	T1	45445	1/13/2012	(173.52)
55000100	Trans Cap Credits	T1	45445	1/13/2012	(39.54)
55000100	Trans Cap Credits	T3	45447	1/13/2012	353.51
55000100	Trans Cap Credits	T3	45447	1/13/2012	31.80
55000100	Trans Cap Credits	T3	45447	1/13/2012	37.38
55000100	Trans Cap Credits	T3	45447	1/13/2012	52.00
55000100	Trans Cap Credits	T3	45447	1/13/2012	98.30
55000100	Trans Cap Credits	T3	45447	1/13/2012	82.65
55000100	Trans Cap Credits	T3	45447	1/13/2012	1,227.56
55000100	Trans Cap Credits	T3	45447	1/13/2012	2,018.14
55000100	Trans Cap Credits	T3	45447	1/13/2012	32.87
55000100	Trans Cap Credits	T3	45447	1/13/2012	10.73
55000100	Trans Cap Credits	T3	45447	1/13/2012	2.98
55000100	Trans Cap Credits	T3	45447	1/13/2012	22.22
55000100	Trans Cap Credits	T3	45447	1/13/2012	57.96
55000100	Trans Cap Credits	T3	45447	1/13/2012	0.47
55000100	Trans Cap Credits	T3	45447	1/13/2012	3.44
55000100	Trans Cap Credits	T3	45447	1/13/2012	17.93
55000100	Trans Cap Credits	T3	45447	1/13/2012	5.23
55000100	Trans Cap Credits	T3	45447	1/13/2012	57.31
55000100	Trans Cap Credits	T3	45447	1/13/2012	3.52
55000100	Trans Cap Credits	T3	45447	1/13/2012	0.37
55000100	Trans Cap Credits	T3	45447	1/13/2012	232.92
55000100	Trans Cap Credits	T3	45447	1/13/2012	338.75

Kentucky American Water Company  
Case No. 2012-00520  
Response to PSC DR1, Item 31

Account	Description	Doc Type	Document Number	Posting Date	Amount
55000100	Trans Cap Credits	T3	45447	1/13/2012	200.75
55000100	Trans Cap Credits	T3	45447	1/13/2012	100.89
55000100	Trans Cap Credits	T3	45447	1/13/2012	161.17
55000100	Trans Cap Credits	T3	45447	1/13/2012	38.79
55720100	Ins W/C Cap Credits	T1	45445	1/13/2012	(6,309.45)
55720100	Ins W/C Cap Credits	T3	45447	1/13/2012	5,250.93
55720100	Ins W/C Cap Credits	T3	45447	1/13/2012	34.70
55720100	Ins W/C Cap Credits	T3	45447	1/13/2012	11.26
55720100	Ins W/C Cap Credits	T3	45447	1/13/2012	3.15
55720100	Ins W/C Cap Credits	T3	45447	1/13/2012	23.45
55720100	Ins W/C Cap Credits	T3	45447	1/13/2012	61.20
55720100	Ins W/C Cap Credits	T3	45447	1/13/2012	0.50
55720100	Ins W/C Cap Credits	T3	45447	1/13/2012	3.63
55720100	Ins W/C Cap Credits	T3	45447	1/13/2012	18.93
55720100	Ins W/C Cap Credits	T3	45447	1/13/2012	5.52
55720100	Ins W/C Cap Credits	T3	45447	1/13/2012	60.51
55720100	Ins W/C Cap Credits	T3	45447	1/13/2012	3.72
55720100	Ins W/C Cap Credits	T3	45447	1/13/2012	0.39
57010015	Uncoll Accts Exp CA	JE	30989006	1/13/2012	(66.98)
57010015	Uncoll Accts Exp CA	JE	30989006	1/13/2012	(715.82)
62002400	M&S Maint TD	IR	709166	1/13/2012	(823.65)
62002400	M&S Maint TD	IR	709166	1/13/2012	(7.31)
62002400	M&S Maint TD	IR	709166	1/13/2012	(5.98)
62002400	M&S Maint TD	IR	709166	1/13/2012	(15.35)
62520700	Misc Main Pvg/Bckfil	PV	43006222	1/13/2012	28.83
62520700	Misc Main Pvg/Bckfil	PV	43006379	1/13/2012	79.50
63150026	Contr Svc-Maint AG	PV	43006185	1/13/2012	360.00
68532000	FUTA	T3	45447	1/13/2012	103.30
68532000	FUTA	T3	45447	1/13/2012	4.93
68532000	FUTA	T3	45447	1/13/2012	11.91
68532000	FUTA	T3	45447	1/13/2012	16.82
68532000	FUTA	T3	45447	1/13/2012	30.80
68532000	FUTA	T3	45447	1/13/2012	27.02
68532000	FUTA	T3	45447	1/13/2012	113.03
68532000	FUTA	T3	45447	1/13/2012	0.06
68532000	FUTA	T3	45447	1/13/2012	653.40
68532000	FUTA	T3	45447	1/13/2012	10.37
68532000	FUTA	T3	45447	1/13/2012	4.86
68532000	FUTA	T3	45447	1/13/2012	0.64
68532000	FUTA	T3	45447	1/13/2012	9.19
68532000	FUTA	T3	45447	1/13/2012	19.85
68532000	FUTA	T3	45447	1/13/2012	0.10
68532000	FUTA	T3	45447	1/13/2012	0.72
68532000	FUTA	T3	45447	1/13/2012	7.50
68532000	FUTA	T3	45447	1/13/2012	2.78
68532000	FUTA	T3	45447	1/13/2012	17.35
68532000	FUTA	T3	45447	1/13/2012	0.99
68532000	FUTA	T3	45447	1/13/2012	0.24
68532000	FUTA	T3	45447	1/13/2012	69.98
68532000	FUTA	T3	45447	1/13/2012	137.33
68532000	FUTA	T3	45447	1/13/2012	146.15
68532000	FUTA	T3	45447	1/13/2012	110.07
68532000	FUTA	T3	45447	1/13/2012	0.37
68532000	FUTA	T3	45447	1/13/2012	57.06
68532000	FUTA	T3	45447	1/13/2012	23.22
68532000	FUTA	T3	45447	1/13/2012	60.08
68532000	FUTA	T3	45447	1/13/2012	6.56
68532000	FUTA	T3	45447	1/13/2012	4.34
68533000	FICA	T3	45447	1/13/2012	1,316.79
68533000	FICA	T3	45447	1/13/2012	62.80
68533000	FICA	T3	45447	1/13/2012	151.82
68533000	FICA	T3	45447	1/13/2012	214.48
68533000	FICA	T3	45447	1/13/2012	392.72
68533000	FICA	T3	45447	1/13/2012	344.53
68533000	FICA	T3	45447	1/13/2012	1,441.21
68533000	FICA	T3	45447	1/13/2012	0.79
68533000	FICA	T3	45447	1/13/2012	8,330.25
68533000	FICA	T3	45447	1/13/2012	132.14
68533000	FICA	T3	45447	1/13/2012	62.38
68533000	FICA	T3	45447	1/13/2012	8.17
68533000	FICA	T3	45447	1/13/2012	117.15
68533000	FICA	T3	45447	1/13/2012	253.04
68533000	FICA	T3	45447	1/13/2012	1.26
68533000	FICA	T3	45447	1/13/2012	9.17
68533000	FICA	T3	45447	1/13/2012	95.73
68533000	FICA	T3	45447	1/13/2012	35.44
68533000	FICA	T3	45447	1/13/2012	221.90

Kentucky American Water Company  
Case No. 2012-00520  
Response to PSC DR1, Item 31

Account	Description	Doc Type	Document Number	Posting Date	Amount
68533000	FICA	T3	45447	1/13/2012	12.59
68533000	FICA	T3	45447	1/13/2012	3.07
68533000	FICA	T3	45447	1/13/2012	892.22
68533000	FICA	T3	45447	1/13/2012	1,750.72
68533000	FICA	T3	45447	1/13/2012	1,863.55
68533000	FICA	T3	45447	1/13/2012	1,403.19
68533000	FICA	T3	45447	1/13/2012	4.76
68533000	FICA	T3	45447	1/13/2012	727.79
68533000	FICA	T3	45447	1/13/2012	296.13
68533000	FICA	T3	45447	1/13/2012	765.78
68533000	FICA	T3	45447	1/13/2012	83.50
68533000	FICA	T3	45447	1/13/2012	55.66
68535000	SUTA	T3	45447	1/13/2012	247.75
68535000	SUTA	T3	45447	1/13/2012	12.13
68535000	SUTA	T3	45447	1/13/2012	29.20
68535000	SUTA	T3	45447	1/13/2012	40.93
68535000	SUTA	T3	45447	1/13/2012	76.80
68535000	SUTA	T3	45447	1/13/2012	64.73
68535000	SUTA	T3	45447	1/13/2012	273.53
68535000	SUTA	T3	45447	1/13/2012	0.15
68535000	SUTA	T3	45447	1/13/2012	1,598.33
68535000	SUTA	T3	45447	1/13/2012	25.44
68535000	SUTA	T3	45447	1/13/2012	11.91
68535000	SUTA	T3	45447	1/13/2012	1.58
68535000	SUTA	T3	45447	1/13/2012	22.17
68535000	SUTA	T3	45447	1/13/2012	48.76
68535000	SUTA	T3	45447	1/13/2012	0.24
68535000	SUTA	T3	45447	1/13/2012	1.78
68535000	SUTA	T3	45447	1/13/2012	18.30
68535000	SUTA	T3	45447	1/13/2012	6.63
68535000	SUTA	T3	45447	1/13/2012	42.68
68535000	SUTA	T3	45447	1/13/2012	2.37
68535000	SUTA	T3	45447	1/13/2012	0.58
68535000	SUTA	T3	45447	1/13/2012	171.34
68535000	SUTA	T3	45447	1/13/2012	331.90
68535000	SUTA	T3	45447	1/13/2012	352.13
68535000	SUTA	T3	45447	1/13/2012	269.76
68535000	SUTA	T3	45447	1/13/2012	0.93
68535000	SUTA	T3	45447	1/13/2012	139.19
68535000	SUTA	T3	45447	1/13/2012	57.38
68535000	SUTA	T3	45447	1/13/2012	145.66
68535000	SUTA	T3	45447	1/13/2012	16.09
68535000	SUTA	T3	45447	1/13/2012	10.71
71521000	M&J Expenses	T2	45446	1/13/2012	(21.88)
71521000	M&J Expenses	T2	45446	1/13/2012	89.90
71521000	M&J Expenses	T2	45446	1/13/2012	478.97
71521000	M&J Expenses	T2	45446	1/13/2012	32.82
71521000	M&J Expenses	T2	45446	1/13/2012	536.28
71521000	M&J Expenses	T3	45447	1/13/2012	(9.71)
71521000	M&J Expenses	T3	45447	1/13/2012	51.55
71521000	M&J Expenses	T3	45447	1/13/2012	252.25
71521000	M&J Expenses	T3	45447	1/13/2012	11.61
71521000	M&J Expenses	T3	45447	1/13/2012	302.10
71521000	M&J Expenses	T3	45447	1/13/2012	(2.06)
71521000	M&J Expenses	T3	45447	1/13/2012	8.43
71521000	M&J Expenses	T3	45447	1/13/2012	44.28
71521000	M&J Expenses	T3	45447	1/13/2012	3.10
71521000	M&J Expenses	T3	45447	1/13/2012	49.65
71521000	M&J Expenses	II	709167	1/13/2012	823.65
71521000	M&J Expenses	II	709167	1/13/2012	7.31
71521000	M&J Expenses	II	709167	1/13/2012	5.98
71521000	M&J Expenses	II	709167	1/13/2012	15.35
75840000	Lobbying Expenses	PV	43006381	1/13/2012	5,072.37
52501600	Misc Oper AG	ST	30988975	1/14/2012	(7.54)
71511000	M&J Revenues	RI	10173875	1/14/2012	(865.46)
71511000	M&J Revenues	RI	10173876	1/14/2012	(773.98)
40111000	Res Sales Billed	JE	30989359	1/16/2012	(115,786.87)
40111000	Res Sales Billed	JE	30989359	1/16/2012	(2.97)
40111000	Res Sales Billed	JE	30989359	1/16/2012	(530.10)
40121000	Com Sales Billed	JE	30989359	1/16/2012	(50,192.15)
40131000	Ind Sales Billed	JE	30989359	1/16/2012	(3,856.41)
40145000	Priv Fire Billed	JE	30989359	1/16/2012	(6,231.80)
40151000	Publ Auth Billed	JE	30989359	1/16/2012	(3,637.81)
40189900	Other Water Revenue	PS	43006919	1/16/2012	(1,180.66)
40189900	Other Water Revenue	PS	43006919	1/16/2012	(0.02)
40310400	OthRev-NSF Ck Chrg	JE	30989359	1/16/2012	(144.00)
40310500	OthRev-Appl/InitFee	JE	30989359	1/16/2012	(1,924.00)

Kentucky American Water Company  
Case No. 2012-00520  
Response to PSC DR1, Item 31

Account	Description	Doc Type	Document Number	Posting Date	Amount
40310500	OthRev-Appl/InitFee	JE	30989359	1/16/2012	(52.00)
40310700	OthRev-Reconnct Fee	JE	30989359	1/16/2012	(2,106.00)
50456000	Tuition Aid	PS	43006913	1/16/2012	2,670.00
50456000	Tuition Aid	PS	43006915	1/16/2012	2,670.00
51510012	Purchased Power P	EE	4465054	1/16/2012	742.62
51510012	Purchased Power P	EE	4465054	1/16/2012	0.00
51510012	Purchased Power P	EE	4465054	1/16/2012	69.86
51510012	Purchased Power P	EE	4465054	1/16/2012	18.47
51510013	Purchased Power WT	PS	43006919	1/16/2012	6,380.62
51510013	Purchased Power WT	PS	43006919	1/16/2012	870.08
51510013	Purchased Power WT	PS	43006920	1/16/2012	3,190.31
51510013	Purchased Power WT	PS	43006920	1/16/2012	435.04
51510013	Purchased Power WT	EE	4465045	1/16/2012	29,326.39
51510013	Purchased Power WT	EE	4465045	1/16/2012	6,656.30
51510013	Purchased Power WT	EE	4465045	1/16/2012	10,562.88
51510013	Purchased Power WT	EE	4465045	1/16/2012	1,521.83
51510013	Purchased Power WT	EE	4465045	1/16/2012	3,462.93
51510013	Purchased Power WT	EE	4465045	1/16/2012	1,510.05
51510013	Purchased Power WT	EE	4465045	1/16/2012	1,681.03
51510013	Purchased Power WT	EE	4465045	1/16/2012	6,457.00
51510013	Purchased Power WT	EE	4465045	1/16/2012	1,266.15
51510013	Purchased Power WT	EE	4465047	1/16/2012	3,063.81
51510013	Purchased Power WT	EE	4465047	1/16/2012	0.00
51510013	Purchased Power WT	EE	4465047	1/16/2012	156.56
51510013	Purchased Power WT	EE	4465052	1/16/2012	305.83
51510013	Purchased Power WT	EE	4465052	1/16/2012	15.62
51510014	Purchased Power TD	EE	4465051	1/16/2012	49.28
51510014	Purchased Power TD	EE	4465051	1/16/2012	1.04
52532014	Electricity TD	EE	4465049	1/16/2012	76.89
52532014	Electricity TD	EE	4465049	1/16/2012	5.37
52532014	Electricity TD	EE	4465049	1/16/2012	28.17
52532014	Electricity TD	EE	4465053	1/16/2012	31.45
52532014	Electricity TD	EE	4465053	1/16/2012	3.65
52532014	Electricity TD	EE	4465053	1/16/2012	8.36
52534200	Conferences & Reg	PS	43006921	1/16/2012	3,050.00
52548014	Heating Oil/Gas TD	EE	4464673	1/16/2012	3.82
52548014	Heating Oil/Gas TD	EE	4464673	1/16/2012	127.29
52548014	Heating Oil/Gas TD	EE	4464673	1/16/2012	0.00
52548014	Heating Oil/Gas TD	EE	4464673	1/16/2012	8.10
52548014	Heating Oil/Gas TD	EE	4464673	1/16/2012	3.82
57010015	Uncoll Accts Exp CA	JE	30989359	1/16/2012	(286.96)
62002400	M&S Maint TD	II	709418	1/16/2012	6.10
62002400	M&S Maint TD	II	709418	1/16/2012	6.90
62002400	M&S Maint TD	II	709420	1/16/2012	15.25
62002400	M&S Maint TD	II	709420	1/16/2012	24.03
62002400	M&S Maint TD	II	709420	1/16/2012	6.90
62002400	M&S Maint TD	II	709420	1/16/2012	35.34
62002400	M&S Maint TD	II	709420	1/16/2012	57.87
62002400	M&S Maint TD	OV	10357169	1/16/2012	1,579.00
62002400	M&S Maint TD	OV	10357169	1/16/2012	94.74
62002400	M&S Maint TD	OV	10357169	1/16/2012	3,242.00
62002400	M&S Maint TD	OV	10357169	1/16/2012	194.52
40111000	Res Sales Billed	JE	30989391	1/17/2012	(127,997.60)
40111000	Res Sales Billed	JE	30989391	1/17/2012	8.90
40111000	Res Sales Billed	JE	30989391	1/17/2012	(141.69)
40121000	Com Sales Billed	JE	30989391	1/17/2012	(46,021.40)
40145000	Priv Fire Billed	JE	30989391	1/17/2012	(5,957.00)
40151000	Publ Auth Billed	JE	30989391	1/17/2012	(7,959.10)
40211000	Dom WW Svc Billed	JE	30989391	1/17/2012	(6.91)
40310300	OthRev-CFO	RI	10174430	1/17/2012	(178.54)
40310300	OthRev-CFO	RI	10174431	1/17/2012	(135,252.55)
40310400	OthRev-NSF Ck Chrg	JE	30989391	1/17/2012	(120.00)
40310500	OthRev-Appl/InitFee	JE	30989391	1/17/2012	(2,704.00)
40310500	OthRev-Appl/InitFee	JE	30989391	1/17/2012	(26.00)
40310700	OthRev-Reconnct Fee	JE	30989391	1/17/2012	(2,938.00)
52001300	M&S Oper WT	PV	43008136	1/17/2012	144.90
52001600	M&S Oper AG	PV	43008131	1/17/2012	910.00
52501400	Misc Oper TD	TC	30989152	1/17/2012	91.86
52501400	Misc Oper TD	PV	43008687	1/17/2012	39.12
52501600	Misc Oper AG	PV	43008688	1/17/2012	24.81
52534000	Employee Expenses	PS	43008161	1/17/2012	154.00
52550013	Janitorial WT	PV	43008144	1/17/2012	987.50
52550013	Janitorial WT	PV	43008144	1/17/2012	262.50
52550013	Janitorial WT	PV	43008144	1/17/2012	500.00
52562516	Overnight Shippng AG	PV	43008199	1/17/2012	96.17
52562516	Overnight Shippng AG	PV	43008201	1/17/2012	58.89
52562516	Overnight Shippng AG	PV	43008203	1/17/2012	119.70

Kentucky American Water Company  
Case No. 2012-00520  
Response to PSC DR1, Item 31

Account	Description	Doc Type	Document Number	Posting Date	Amount
52567000	Relocation Expenses	RI	10174470	1/17/2012	(104.06)
52571100	Add'l Security Costs	PV	43008134	1/17/2012	933.00
52574015	Telephone CA	TC	30989126	1/17/2012	773.38
52574016	Telephone AG	TC	30989126	1/17/2012	797.55
52574016	Telephone AG	TC	30989152	1/17/2012	118.04
52574016	Telephone AG	TC	30989152	1/17/2012	46.30
52574016	Telephone AG	TC	30989152	1/17/2012	328.93
52574016	Telephone AG	TC	30989152	1/17/2012	61.42
52585000	Discounts Available	PN	7718	1/17/2012	(49.86)
52585000	Discounts Available	PN	7719	1/17/2012	(294.48)
53150013	Contr Svc-Other WT	PV	43008144	1/17/2012	2,340.00
53150013	Contr Svc-Other WT	PV	43008144	1/17/2012	5,370.00
53150013	Contr Svc-Other WT	PV	43008144	1/17/2012	1,770.00
53150013	Contr Svc-Other WT	PV	43008144	1/17/2012	360.00
53150013	Contr Svc-Other WT	PV	43008151	1/17/2012	977.00
53150013	Contr Svc-Other WT	PV	43008160	1/17/2012	400.00
53150014	Contr Svc-Other TD	PV	43008144	1/17/2012	480.00
53150015	Contr Svc-Other CA	TC	30989188	1/17/2012	609.41
54110014	Rents-Real Prop TD	PV	43008204	1/17/2012	150.00
54110014	Rents-Real Prop TD	PV	43008207	1/17/2012	150.00
54110014	Rents-Real Prop TD	PV	43008209	1/17/2012	150.00
55000016	Trans Oper AG	PV	43008690	1/17/2012	38.28
55000016	Trans Oper AG	PV	43008691	1/17/2012	934.33
57010015	Uncoll Accts Exp CA	JE	30989391	1/17/2012	(43.15)
62002100	M&S Maint SS	PV	43008152	1/17/2012	683.76
62002100	M&S Maint SS	PV	43008153	1/17/2012	21.76
62002400	M&S Maint TD	PV	43008689	1/17/2012	104.13
62520700	Misc Main Pvg/Bckfill	PV	43008214	1/17/2012	116.60
62520700	Misc Main Pvg/Bckfill	PV	43008222	1/17/2012	84.80
71521000	M&J Expenses	PV	43008150	1/17/2012	20,352.00
40111000	Res Sales Billed	JE	30989546	1/18/2012	(134,616.90)
40111000	Res Sales Billed	JE	30989546	1/18/2012	(15.25)
40111000	Res Sales Billed	JE	30989546	1/18/2012	(14.90)
40121000	Com Sales Billed	JE	30989546	1/18/2012	(58,228.95)
40131000	Ind Sales Billed	JE	30989546	1/18/2012	(198.77)
40145000	Priv Fire Billed	JE	30989546	1/18/2012	(3,025.75)
40151000	Publ Auth Billed	JE	30989546	1/18/2012	(3,918.54)
40151000	Publ Auth Billed	JE	30989546	1/18/2012	(414.36)
40251000	PubAuth WW Billed	JE	30989546	1/18/2012	(400.66)
40310400	OthRev-NSF Ck Chrg	JE	30989546	1/18/2012	(96.00)
40310500	OthRev-Appl/InitFee	JE	30989546	1/18/2012	(1,248.00)
40310500	OthRev-Appl/InitFee	JE	30989546	1/18/2012	(26.00)
40310700	OthRev-Reconnct Fee	JE	30989546	1/18/2012	(1,898.00)
40310700	OthRev-Reconnct Fee	JE	30989546	1/18/2012	(26.00)
51510012	Purchased Power P	EE	4466421	1/18/2012	45.85
51510012	Purchased Power P	EE	4466421	1/18/2012	0.76
51510012	Purchased Power P	EE	4466421	1/18/2012	3.13
51510012	Purchased Power P	EE	4466421	1/18/2012	1.52
51510012	Purchased Power P	EE	4466421	1/18/2012	4.11
52532014	Electricity TD	EE	4466413	1/18/2012	13.34
52532014	Electricity TD	EE	4466413	1/18/2012	0.00
52532014	Electricity TD	EE	4466413	1/18/2012	1.46
52532014	Electricity TD	EE	4466413	1/18/2012	0.46
52532014	Electricity TD	EE	4466413	1/18/2012	1.93
52532014	Electricity TD	EE	4466413	1/18/2012	8.60
52532014	Electricity TD	EE	4466417	1/18/2012	36.77
52532014	Electricity TD	EE	4466417	1/18/2012	0.00
52532014	Electricity TD	EE	4466417	1/18/2012	0.55
52532014	Electricity TD	EE	4466417	1/18/2012	2.51
52532014	Electricity TD	EE	4466417	1/18/2012	1.22
52532014	Electricity TD	EE	4466417	1/18/2012	3.29
52532014	Electricity TD	EE	4466700	1/18/2012	18.40
52532014	Electricity TD	EE	4466700	1/18/2012	2.24
52532014	Electricity TD	EE	4466703	1/18/2012	24.73
52532014	Electricity TD	EE	4466703	1/18/2012	5.12
52532014	Electricity TD	EE	4466703	1/18/2012	17.38
52532014	Electricity TD	EE	4466734	1/18/2012	33.19
52532014	Electricity TD	EE	4466734	1/18/2012	0.00
52532014	Electricity TD	EE	4466734	1/18/2012	1.00
52532014	Electricity TD	EE	4466734	1/18/2012	0.00
52571100	Add'l Security Costs	PV	43009522	1/18/2012	715.20
52571100	Add'l Security Costs	PV	43009523	1/18/2012	2,343.92
52578011	Trash Removal SS	PV	43009530	1/18/2012	513.42
52578014	Trash Removal TD	PV	43009530	1/18/2012	513.43
52585000	Discounts Available	PU	17180	1/18/2012	(0.25)
52585000	Discounts Available	PK	62064830	1/18/2012	(10.57)
53150013	Contr Svc-Other WT	OV	10357340	1/18/2012	5,314.00

Kentucky American Water Company  
Case No. 2012-00520  
Response to PSC DR1, Item 31

Account	Description	Doc Type	Document Number	Posting Date	Amount
53150013	Contr Svc-Other WT	OV	10357341	1/18/2012	6,763.00
53150013	Contr Svc-Other WT	OV	10357341	1/18/2012	2,452.00
53150013	Contr Svc-Other WT	OV	10357342	1/18/2012	1,954.00
53150016	Contr Svc-Other AG	PV	43009524	1/18/2012	275.00
55010200	Trans Lease Fuel	PV	43008753	1/18/2012	183.20
55010200	Trans Lease Fuel	PV	43008753	1/18/2012	129.43
55010200	Trans Lease Fuel	PV	43008753	1/18/2012	122.54
55010200	Trans Lease Fuel	PV	43008753	1/18/2012	128.34
55010200	Trans Lease Fuel	PV	43008753	1/18/2012	(1.33)
55010200	Trans Lease Fuel	PV	43008753	1/18/2012	129.50
55010200	Trans Lease Fuel	PV	43008753	1/18/2012	248.38
55010200	Trans Lease Fuel	PV	43008753	1/18/2012	103.54
55010200	Trans Lease Fuel	PV	43008753	1/18/2012	40.01
55010200	Trans Lease Fuel	PV	43008753	1/18/2012	28.09
55010200	Trans Lease Fuel	PV	43008753	1/18/2012	137.22
55010200	Trans Lease Fuel	PV	43008753	1/18/2012	(3.03)
55010200	Trans Lease Fuel	PV	43008753	1/18/2012	92.17
55010200	Trans Lease Fuel	PV	43008753	1/18/2012	94.97
55010200	Trans Lease Fuel	PV	43008753	1/18/2012	100.42
55010200	Trans Lease Fuel	PV	43008753	1/18/2012	(0.55)
55010200	Trans Lease Fuel	PV	43008753	1/18/2012	197.56
55010200	Trans Lease Fuel	PV	43008753	1/18/2012	158.46
55010200	Trans Lease Fuel	PV	43008753	1/18/2012	234.99
55010200	Trans Lease Fuel	PV	43008753	1/18/2012	208.55
55010200	Trans Lease Fuel	PV	43008753	1/18/2012	433.19
55010200	Trans Lease Fuel	PV	43008753	1/18/2012	280.94
55010200	Trans Lease Fuel	PV	43008753	1/18/2012	361.84
55010200	Trans Lease Fuel	PV	43008753	1/18/2012	524.47
55010200	Trans Lease Fuel	PV	43008753	1/18/2012	501.50
55010200	Trans Lease Fuel	PV	43008753	1/18/2012	128.72
55010200	Trans Lease Fuel	PV	43008753	1/18/2012	107.02
55010200	Trans Lease Fuel	PV	43008753	1/18/2012	210.41
55010200	Trans Lease Fuel	PV	43008753	1/18/2012	282.80
55010200	Trans Lease Fuel	PV	43008753	1/18/2012	442.16
55010200	Trans Lease Fuel	PV	43008753	1/18/2012	241.54
55010200	Trans Lease Fuel	PV	43008753	1/18/2012	437.76
55010200	Trans Lease Fuel	PV	43008753	1/18/2012	212.44
55010200	Trans Lease Fuel	PV	43008753	1/18/2012	58.11
55010200	Trans Lease Fuel	PV	43008753	1/18/2012	165.08
55010200	Trans Lease Fuel	PV	43008753	1/18/2012	843.63
55010200	Trans Lease Fuel	PV	43008753	1/18/2012	149.37
55010200	Trans Lease Fuel	PV	43008753	1/18/2012	58.70
55010200	Trans Lease Fuel	PV	43008753	1/18/2012	431.40
55010200	Trans Lease Fuel	PV	43008753	1/18/2012	261.42
55010200	Trans Lease Fuel	PV	43008753	1/18/2012	209.11
55010200	Trans Lease Fuel	PV	43008753	1/18/2012	112.58
55010200	Trans Lease Fuel	PV	43008753	1/18/2012	(1.12)
55010200	Trans Lease Fuel	PV	43008753	1/18/2012	501.30
55010200	Trans Lease Fuel	PV	43008753	1/18/2012	238.15
55010200	Trans Lease Fuel	PV	43008753	1/18/2012	173.63
55010200	Trans Lease Fuel	PV	43008753	1/18/2012	326.33
55010200	Trans Lease Fuel	PV	43008753	1/18/2012	123.64
55010200	Trans Lease Fuel	PV	43008753	1/18/2012	470.40
55010200	Trans Lease Fuel	PV	43008753	1/18/2012	(2.97)
55010200	Trans Lease Fuel	PV	43008753	1/18/2012	59.98
55010200	Trans Lease Fuel	PV	43008753	1/18/2012	266.43
55010200	Trans Lease Fuel	PV	43008753	1/18/2012	(0.99)
55010200	Trans Lease Fuel	PV	43008753	1/18/2012	961.57
55010200	Trans Lease Fuel	PV	43008753	1/18/2012	503.59
55010200	Trans Lease Fuel	PV	43008753	1/18/2012	439.92
55010200	Trans Lease Fuel	PV	43008753	1/18/2012	22.02
55010200	Trans Lease Fuel	PV	43008753	1/18/2012	134.48
55010200	Trans Lease Fuel	PV	43008753	1/18/2012	196.56
55010200	Trans Lease Fuel	PV	43008753	1/18/2012	286.15
55010200	Trans Lease Fuel	PV	43008753	1/18/2012	177.69
55010200	Trans Lease Fuel	PV	43008753	1/18/2012	216.03
55010200	Trans Lease Fuel	PV	43008753	1/18/2012	(1.18)
55010200	Trans Lease Fuel	PV	43008753	1/18/2012	(0.72)
55010200	Trans Lease Fuel	PV	43008753	1/18/2012	140.65
55010200	Trans Lease Fuel	PV	43008753	1/18/2012	409.62
55010200	Trans Lease Fuel	PV	43008753	1/18/2012	427.49
55010200	Trans Lease Fuel	PV	43008753	1/18/2012	90.88
55010200	Trans Lease Fuel	PV	43008753	1/18/2012	168.39
55010200	Trans Lease Fuel	PV	43008753	1/18/2012	78.42
55010200	Trans Lease Fuel	PV	43008753	1/18/2012	681.69
55010200	Trans Lease Fuel	PV	43008753	1/18/2012	775.79
55010200	Trans Lease Fuel	PV	43008753	1/18/2012	149.67



Kentucky American Water Company  
Case No. 2012-00520  
Response to PSC DR1, Item 31

Account	Description	Doc Type	Document Number	Posting Date	Amount
55010200	Trans Lease Fuel	PV	43008753	1/18/2012	(0.25)
55010200	Trans Lease Fuel	PV	43008753	1/18/2012	195.44
55010200	Trans Lease Fuel	PV	43008753	1/18/2012	215.91
55010200	Trans Lease Fuel	PV	43008753	1/18/2012	203.16
55010200	Trans Lease Fuel	PV	43008753	1/18/2012	53.58
55010200	Trans Lease Fuel	PV	43008753	1/18/2012	109.91
55010200	Trans Lease Fuel	PV	43008753	1/18/2012	94.96
55010200	Trans Lease Fuel	PV	43008753	1/18/2012	200.69
55010200	Trans Lease Fuel	PV	43008753	1/18/2012	235.57
55010200	Trans Lease Fuel	PV	43008753	1/18/2012	283.02
55010200	Trans Lease Fuel	PV	43008753	1/18/2012	465.11
55010200	Trans Lease Fuel	PV	43008753	1/18/2012	144.22
55010200	Trans Lease Fuel	PV	43008753	1/18/2012	80.97
55010200	Trans Lease Fuel	PV	43008753	1/18/2012	380.33
55010200	Trans Lease Fuel	PV	43008753	1/18/2012	317.47
55010200	Trans Lease Fuel	PV	43008753	1/18/2012	442.71
55010200	Trans Lease Fuel	PV	43008753	1/18/2012	63.78
55010200	Trans Lease Fuel	PV	43008753	1/18/2012	61.28
55010200	Trans Lease Fuel	PV	43008753	1/18/2012	283.15
55010200	Trans Lease Fuel	PV	43008753	1/18/2012	948.10
55010200	Trans Lease Fuel	PV	43008753	1/18/2012	555.35
55010200	Trans Lease Fuel	PV	43008753	1/18/2012	154.83
55010200	Trans Lease Fuel	PV	43008753	1/18/2012	180.47
55010200	Trans Lease Fuel	PV	43008753	1/18/2012	(1.88)
55010200	Trans Lease Fuel	PV	43008753	1/18/2012	(0.75)
55010200	Trans Lease Fuel	PV	43008753	1/18/2012	247.83
55010200	Trans Lease Fuel	PV	43008753	1/18/2012	431.08
55010200	Trans Lease Fuel	PV	43008753	1/18/2012	149.63
55010200	Trans Lease Fuel	PV	43008753	1/18/2012	123.64
55010200	Trans Lease Fuel	PV	43008753	1/18/2012	508.41
55010200	Trans Lease Fuel	PV	43008753	1/18/2012	87.18
55010200	Trans Lease Fuel	PV	43008753	1/18/2012	275.77
55010200	Trans Lease Fuel	PV	43008753	1/18/2012	371.89
57010015	Uncoll Accts Exp CA	JE	30989546	1/18/2012	(343.92)
62520700	Misc Main Pvg/Bckfil	PV	43009525	1/18/2012	79.50
62520700	Misc Main Pvg/Bckfil	PV	43009527	1/18/2012	79.50
62520700	Misc Main Pvg/Bckfil	PV	43009531	1/18/2012	87.98
71521000	M&J Expenses	PV	43009534	1/18/2012	2,000.00
40111000	Res Sales Billed	JE	30989618	1/19/2012	(77,794.03)
40111000	Res Sales Billed	JE	30989618	1/19/2012	(7,017.09)
40111000	Res Sales Billed	JE	30989618	1/19/2012	(7.84)
40111000	Res Sales Billed	JE	30989618	1/19/2012	(12.88)
40121000	Com Sales Billed	JE	30989618	1/19/2012	(44,620.37)
40121000	Com Sales Billed	JE	30989618	1/19/2012	(408.51)
40141000	Publ Fire Billed	JE	30989618	1/19/2012	(340.58)
40145000	Priv Fire Billed	JE	30989618	1/19/2012	(1,855.03)
40151000	Publ Auth Billed	JE	30989618	1/19/2012	(15,253.34)
40211000	Dom WW Svc Billed	JE	30989618	1/19/2012	(7.48)
40310400	OthRev-NSF Ck Chrg	JE	30989618	1/19/2012	(192.00)
40310400	OthRev-NSF Ck Chrg	JE	30989618	1/19/2012	(12.00)
40310500	OthRev-Appl/InitFee	JE	30989618	1/19/2012	(728.00)
40310500	OthRev-Appl/InitFee	JE	30989618	1/19/2012	(26.00)
40310500	OthRev-Appl/InitFee	JE	30989618	1/19/2012	(78.00)
40310700	OthRev-Reconnct Fee	JE	30989618	1/19/2012	(936.00)
40310700	OthRev-Reconnct Fee	JE	30989618	1/19/2012	(156.00)
50101400	Labor Oper TD	T2	45599	1/19/2012	0.00
51510012	Purchased Power P	EE	4466992	1/19/2012	68.84
51510012	Purchased Power P	EE	4466992	1/19/2012	0.00
51510012	Purchased Power P	EE	4466992	1/19/2012	6.32
52501600	Misc Oper AG	ST	30989523	1/19/2012	1.49
52501600	Misc Oper AG	PS	43009686	1/19/2012	24.00
52524000	Co Dues/Mmbrshp Ded	PS	43009685	1/19/2012	495.00
52532014	Electricity TD	EE	4466994	1/19/2012	18.40
52532014	Electricity TD	EE	4466994	1/19/2012	1.69
52532014	Electricity TD	EE	4466994	1/19/2012	0.00
52532014	Electricity TD	EE	4466999	1/19/2012	19.12
52532014	Electricity TD	EE	4466999	1/19/2012	1.75
52532014	Electricity TD	EE	4467011	1/19/2012	46.32
52532014	Electricity TD	EE	4467011	1/19/2012	2.37
52574016	Telephone AG	TC	30989547	1/19/2012	4.41
52574016	Telephone AG	TC	30989547	1/19/2012	2.53
52574113	Cell Phone WT	TC	30989548	1/19/2012	65.68
52574114	Cell Phone TD	TC	30989504	1/19/2012	180.39
52574114	Cell Phone TD	TC	30989549	1/19/2012	720.32
52574114	Cell Phone TD	TC	30989549	1/19/2012	90.04
52574114	Cell Phone TD	TC	30989549	1/19/2012	47.43
52574116	Cell Phone AG	TC	30989504	1/19/2012	92.43





Kentucky American Water Company  
Case No. 2012-00520  
Response to PSC DR1, Item 31

Account	Description	Doc Type	Document Number	Posting Date	Amount
55010300	Trans Lease Maint	PV	43009584	1/19/2012	(738.08)
55010300	Trans Lease Maint	PV	43009584	1/19/2012	5.00
55010300	Trans Lease Maint	PV	43009584	1/19/2012	5.00
55010300	Trans Lease Maint	PV	43009584	1/19/2012	1.00
55010300	Trans Lease Maint	PV	43009584	1/19/2012	5.00
55010300	Trans Lease Maint	PV	43009584	1/19/2012	5.00
55010300	Trans Lease Maint	PV	43009584	1/19/2012	5.00
55010300	Trans Lease Maint	PV	43009584	1/19/2012	658.71
55010300	Trans Lease Maint	PV	43009584	1/19/2012	32.69
55010300	Trans Lease Maint	PV	43009584	1/19/2012	9.05
55010300	Trans Lease Maint	PV	43009584	1/19/2012	19.45
55010300	Trans Lease Maint	PV	43009584	1/19/2012	(2,080.75)
55010300	Trans Lease Maint	PV	43009584	1/19/2012	365.02
55010300	Trans Lease Maint	PV	43009584	1/19/2012	5.00
55010300	Trans Lease Maint	PV	43009584	1/19/2012	5.00
55010300	Trans Lease Maint	PV	43009584	1/19/2012	636.55
55010300	Trans Lease Maint	PV	43009584	1/19/2012	5.00
55010300	Trans Lease Maint	PV	43009584	1/19/2012	5.00
57010015	Uncoll Accts Exp CA	JE	30989618	1/19/2012	(1.97)
57010015	Uncoll Accts Exp CA	JE	30989618	1/19/2012	(506.55)
75810000	Donations Deductible	PS	43009683	1/19/2012	1,100.00
75810000	Donations Deductible	PS	43009684	1/19/2012	1,500.00
40111000	Res Sales Billed	JE	30989686	1/20/2012	(96,764.46)
40111000	Res Sales Billed	JE	30989686	1/20/2012	(17,297.55)
40111000	Res Sales Billed	JE	30989686	1/20/2012	(71.73)
40121000	Com Sales Billed	JE	30989686	1/20/2012	(108,750.54)
40121000	Com Sales Billed	JE	30989686	1/20/2012	(53.95)
40131000	Ind Sales Billed	JE	30989686	1/20/2012	(167.59)
40145000	Priv Fire Billed	JE	30989686	1/20/2012	(14,040.85)
40151000	Publ Auth Billed	JE	30989686	1/20/2012	(3,579.68)
40211000	Dom WW Svc Billed	JE	30989686	1/20/2012	(12.31)
40310400	OthRev-NSF Ck Chrg	JE	30989686	1/20/2012	(144.00)
40310500	OthRev-Appl/InitFee	JE	30989686	1/20/2012	(1,898.00)
40310500	OthRev-Appl/InitFee	JE	30989686	1/20/2012	(26.00)
40310500	OthRev-Appl/InitFee	JE	30989686	1/20/2012	(156.00)
40310700	OthRev-Reconnct Fee	JE	30989686	1/20/2012	(1,846.00)
40310700	OthRev-Reconnct Fee	JE	30989686	1/20/2012	(286.00)
52501600	Misc Oper AG	ST	30989595	1/20/2012	1.44
52524000	Co Dues/Mmbrshp Ded	PS	43010423	1/20/2012	500.00
52532014	Electricity TD	EE	4468682	1/20/2012	13.96
52532014	Electricity TD	EE	4468682	1/20/2012	0.01
52532014	Electricity TD	EE	4468682	1/20/2012	0.94
52532014	Electricity TD	EE	4468682	1/20/2012	0.46
52532014	Electricity TD	EE	4468682	1/20/2012	1.23
52585000	Discounts Available	PX	5123	1/20/2012	(140.68)
52585000	Discounts Available	PX	5123	1/20/2012	(6.52)
52585000	Discounts Available	PK	62064859	1/20/2012	(9.56)
53150014	Contr Svc-Other TD	PV	42963758	1/20/2012	(360.00)
57010015	Uncoll Accts Exp CA	JE	30989686	1/20/2012	(61.05)
57010015	Uncoll Accts Exp CA	JE	30989686	1/20/2012	(254.73)
62002400	M&S Maint TD	PV	42963758	1/20/2012	(586.28)
52585000	Discounts Available	ST	30989667	1/21/2012	16.97
71511000	M&J Revenues	RI	10174426	1/21/2012	(3,514.31)
71511000	M&J Revenues	RI	10174427	1/21/2012	(2,087.17)
50101400	Labor Oper TD	T2	45787	1/22/2012	1,608.82
50422000	DCP Expense	T3	45788	1/22/2012	84.46
50550100	Group Ins Cap Credits	T3	45788	1/22/2012	299.24
55000100	Trans Cap Credits	T3	45788	1/22/2012	114.22
55720100	Ins W/C Cap Credits	T3	45788	1/22/2012	30.57
68532000	FUTA	T3	45788	1/22/2012	8.36
68533000	FICA	T3	45788	1/22/2012	106.55
68535000	SUTA	T3	45788	1/22/2012	22.55
40111000	Res Sales Billed	JE	30989888	1/23/2012	(200,346.39)
40111000	Res Sales Billed	JE	30989888	1/23/2012	(245.37)
40111000	Res Sales Billed	JE	30989888	1/23/2012	(12,305.35)
40121000	Com Sales Billed	JE	30989888	1/23/2012	(67,767.77)
40121000	Com Sales Billed	JE	30989888	1/23/2012	(1,421.28)
40131000	Ind Sales Billed	JE	30989888	1/23/2012	(89.57)
40131000	Ind Sales Billed	JE	30989888	1/23/2012	(129.62)
40145000	Priv Fire Billed	JE	30989888	1/23/2012	5,252.64
40151000	Publ Auth Billed	JE	30989888	1/23/2012	(1,450.75)
40161000	Sls/Rsle Billed	JE	30989888	1/23/2012	(95.01)
40211000	Dom WW Svc Billed	JE	30989888	1/23/2012	(1,750.78)
40221000	Com WW Svc Billed	JE	30989888	1/23/2012	(418.87)
40231000	Ind WW Svc Billed	JE	30989888	1/23/2012	(25.94)
40310400	OthRev-NSF Ck Chrg	JE	30989888	1/23/2012	(96.00)
40310500	OthRev-Appl/InitFee	JE	30989888	1/23/2012	(650.00)

Kentucky American Water Company  
Case No. 2012-00520  
Response to PSC DR1, Item 31

Account	Description	Doc Type	Document Number	Posting Date	Amount
40310500	OthRev-App/InitFee	JE	30989888	1/23/2012	(572.00)
40310700	OthRev-Reconnct Fee	JE	30989888	1/23/2012	(1,742.00)
40310700	OthRev-Reconnct Fee	JE	30989888	1/23/2012	(156.00)
51010000	Purchased Water	PV	43011284	1/23/2012	9,472.26
51510012	Purchased Power P	EE	4469195	1/23/2012	941.24
51510012	Purchased Power P	EE	4469195	1/23/2012	0.00
51510012	Purchased Power P	EE	4469195	1/23/2012	89.19
51510012	Purchased Power P	EE	4469195	1/23/2012	30.31
51510014	Purchased Power TD	EE	4466692	1/23/2012	19.54
51510014	Purchased Power TD	EE	4466692	1/23/2012	1.00
51510014	Purchased Power TD	EE	4466694	1/23/2012	79.51
51510014	Purchased Power TD	EE	4466694	1/23/2012	4.07
51510014	Purchased Power TD	EE	4466721	1/23/2012	43.62
51510014	Purchased Power TD	EE	4466721	1/23/2012	2.23
51510014	Purchased Power TD	EE	4467195	1/23/2012	116.32
51510014	Purchased Power TD	EE	4467195	1/23/2012	0.00
51510014	Purchased Power TD	EE	4467195	1/23/2012	5.94
52520000	Collection Agencies	PV	43011984	1/23/2012	1,890.14
52522000	Community Relations	PS	43011559	1/23/2012	300.00
52522000	Community Relations	PS	43011560	1/23/2012	553.74
52532014	Electricity TD	EE	4466718	1/23/2012	157.06
52532014	Electricity TD	EE	4466718	1/23/2012	8.02
52532014	Electricity TD	EE	4466727	1/23/2012	0.00
52532014	Electricity TD	EE	4466727	1/23/2012	122.22
52532014	Electricity TD	EE	4466727	1/23/2012	15.11
52532014	Electricity TD	EE	4466727	1/23/2012	0.00
52532014	Electricity TD	EE	4466727	1/23/2012	0.00
52532014	Electricity TD	EE	4466830	1/23/2012	18.40
52532014	Electricity TD	EE	4466830	1/23/2012	3.88
52532014	Electricity TD	EE	4466830	1/23/2012	13.09
52532014	Electricity TD	EE	4467004	1/23/2012	55.04
52532014	Electricity TD	EE	4467004	1/23/2012	6.80
52585000	Discounts Available	PN	7732	1/23/2012	(22.65)
52585000	Discounts Available	PN	7732	1/23/2012	(11.96)
52585000	Discounts Available	PX	5135	1/23/2012	(1.24)
52585000	Discounts Available	PX	5135	1/23/2012	(4.04)
57010015	Uncoll Accts Exp CA	JE	30989888	1/23/2012	(620.01)
71511000	M&J Revenues	PS	43011874	1/23/2012	49.51
71521500	M&J Expenses I/C	J2	28111210	1/23/2012	(406.32)
75810000	Donations Deductible	PS	43011561	1/23/2012	1,500.00
40111000	Res Sales Billed	JE	30990490	1/24/2012	(348,793.88)
40121000	Com Sales Billed	JE	30990490	1/24/2012	(179,693.18)
40145000	Priv Fire Billed	JE	30990490	1/24/2012	(10,372.07)
40151000	Publ Auth Billed	JE	30990490	1/24/2012	(5,399.88)
40310400	OthRev-NSF Ck Chrg	JE	30990490	1/24/2012	(156.00)
40310400	OthRev-NSF Ck Chrg	JE	30990490	1/24/2012	(12.00)
40310500	OthRev-App/InitFee	JE	30990490	1/24/2012	(4,628.00)
40310500	OthRev-App/InitFee	JE	30990490	1/24/2012	(182.00)
40310700	OthRev-Reconnct Fee	JE	30990490	1/24/2012	(5,928.00)
50510000	PBOP Expense	JE	105	1/24/2012	(144.00)
50550000	Group Insur Expense	JE	30989920	1/24/2012	1,193.42
50550000	Group Insur Expense	JE	30989920	1/24/2012	(1,193.42)
51510012	Purchased Power P	EE	4470209	1/24/2012	174.03
51510012	Purchased Power P	EE	4470209	1/24/2012	0.00
51510012	Purchased Power P	EE	4470209	1/24/2012	12.52
51510012	Purchased Power P	EE	4470209	1/24/2012	5.83
51510012	Purchased Power P	EE	4470209	1/24/2012	16.42
51510012	Purchased Power P	EE	4470209	1/24/2012	8.60
51510012	Purchased Power P	EE	4470209	1/24/2012	3.76
51510012	Purchased Power P	EE	4470215	1/24/2012	18.71
51510012	Purchased Power P	EE	4470215	1/24/2012	0.00
51510012	Purchased Power P	EE	4470215	1/24/2012	0.13
51510012	Purchased Power P	EE	4470215	1/24/2012	1.27
51510012	Purchased Power P	EE	4470215	1/24/2012	0.62
51510012	Purchased Power P	EE	4470215	1/24/2012	1.66
51510014	Purchased Power TD	EE	4470233	1/24/2012	18.71
51510014	Purchased Power TD	EE	4470233	1/24/2012	0.13
51510014	Purchased Power TD	EE	4470233	1/24/2012	1.27
51510014	Purchased Power TD	EE	4470233	1/24/2012	0.62
51510014	Purchased Power TD	EE	4470233	1/24/2012	1.66
51510014	Purchased Power TD	EE	4470233	1/24/2012	0.00
52501600	Misc Oper AG	PV	43013242	1/24/2012	0.78
52501600	Misc Oper AG	PV	43013242	1/24/2012	0.05
52524000	Co Dues/Mmbrshp Ded	PS	43012486	1/24/2012	495.00
52532014	Electricity TD	EE	4470218	1/24/2012	13.34
52532014	Electricity TD	EE	4470218	1/24/2012	0.90
52532014	Electricity TD	EE	4470218	1/24/2012	0.44

Kentucky American Water Company  
Case No. 2012-00520  
Response to PSC DR1, Item 31

Account	Description	Doc Type	Document Number	Posting Date	Amount
52532014	Electricity TD	EE	4470218	1/24/2012	1.18
52532014	Electricity TD	EE	4470226	1/24/2012	14.93
52532014	Electricity TD	EE	4470226	1/24/2012	0.04
52532014	Electricity TD	EE	4470226	1/24/2012	1.57
52532014	Electricity TD	EE	4470226	1/24/2012	0.51
52532014	Electricity TD	EE	4470226	1/24/2012	2.08
52532014	Electricity TD	EE	4470226	1/24/2012	8.60
52532014	Electricity TD	EE	4470230	1/24/2012	91.21
52532014	Electricity TD	EE	4470230	1/24/2012	1.87
52532014	Electricity TD	EE	4470230	1/24/2012	6.26
52532014	Electricity TD	EE	4470230	1/24/2012	3.04
52532014	Electricity TD	EE	4470230	1/24/2012	8.20
52532014	Electricity TD	EE	4470230	1/24/2012	0.00
52532014	Electricity TD	EE	4470237	1/24/2012	83.12
52532014	Electricity TD	EE	4470237	1/24/2012	0.00
52532014	Electricity TD	EE	4470237	1/24/2012	1.63
52532014	Electricity TD	EE	4470237	1/24/2012	0.00
52532014	Electricity TD	EE	4470237	1/24/2012	5.70
52532014	Electricity TD	EE	4470237	1/24/2012	2.77
52532014	Electricity TD	EE	4470237	1/24/2012	7.47
52532014	Electricity TD	EE	4470237	1/24/2012	0.00
52574015	Telephone CA	TC	30989748	1/24/2012	38.26
52574015	Telephone CA	TC	30989749	1/24/2012	38.26
52574015	Telephone CA	TC	30989750	1/24/2012	38.26
52574015	Telephone CA	TC	30989751	1/24/2012	271.44
52574015	Telephone CA	TC	30989752	1/24/2012	1,154.62
52574015	Telephone CA	TC	30989753	1/24/2012	110.48
52574015	Telephone CA	TC	30989754	1/24/2012	149.12
52574015	Telephone CA	TC	30989755	1/24/2012	2,533.74
52574016	Telephone AG	TC	30989755	1/24/2012	47.22
52574016	Telephone AG	TC	30989800	1/24/2012	159.02
52574016	Telephone AG	TC	30989801	1/24/2012	244.73
52574016	Telephone AG	TC	30989802	1/24/2012	1,708.63
57010015	Uncoll Accts Exp CA	JE	30990490	1/24/2012	(272.03)
40111000	Res Sales Billed	JE	30990489	1/25/2012	(129,442.34)
40111000	Res Sales Billed	JE	30990489	1/25/2012	(358.44)
40111000	Res Sales Billed	JE	30990489	1/25/2012	29.50
40111000	Res Sales Billed	JE	30990489	1/25/2012	(19.82)
40121000	Com Sales Billed	JE	30990489	1/25/2012	(87,433.90)
40131000	Ind Sales Billed	JE	30990489	1/25/2012	(1,779.26)
40145000	Priv Fire Billed	JE	30990489	1/25/2012	(4,821.88)
40151000	Publ Auth Billed	JE	30990489	1/25/2012	(4,049.86)
40171000	Misc Sales Billed	JE	30990489	1/25/2012	(69.08)
40211000	Dom WW Svc Billed	JE	30990489	1/25/2012	14.82
40310400	OthRev-NSF Ck Chrg	JE	30990489	1/25/2012	(180.00)
40310400	OthRev-NSF Ck Chrg	JE	30990489	1/25/2012	(12.00)
40310500	OthRev-Appl/InitFee	JE	30990489	1/25/2012	(4,108.00)
40310700	OthRev-Reconnct Fee	JE	30990489	1/25/2012	(1,872.00)
52520000	Collection Agencies	PV	43013688	1/25/2012	6,989.17
52520000	Collection Agencies	PV	43013692	1/25/2012	6,166.66
52532014	Electricity TD	EE	4470565	1/25/2012	324.57
52532014	Electricity TD	EE	4470565	1/25/2012	40.12
57010015	Uncoll Accts Exp CA	JE	30990489	1/25/2012	(269.18)
62002400	M&S Maint TD	IR	711259	1/25/2012	(81.47)
62002400	M&S Maint TD	IR	711259	1/25/2012	(7.33)
62002400	M&S Maint TD	IR	711259	1/25/2012	(19.57)
62002400	M&S Maint TD	IR	711259	1/25/2012	(9.10)
62002400	M&S Maint TD	IR	711259	1/25/2012	(123.80)
62002400	M&S Maint TD	IR	711259	1/25/2012	(240.09)
62002400	M&S Maint TD	IR	711259	1/25/2012	(15.30)
62002400	M&S Maint TD	IR	711259	1/25/2012	(218.11)
62002400	M&S Maint TD	IR	711259	1/25/2012	(29.26)
62002400	M&S Maint TD	IR	711259	1/25/2012	(12.63)
62002400	M&S Maint TD	IR	711259	1/25/2012	(29.90)
62002400	M&S Maint TD	IR	711259	1/25/2012	(16.51)
62002400	M&S Maint TD	IR	711259	1/25/2012	(66.45)
62002400	M&S Maint TD	IR	711259	1/25/2012	(16.40)
62002400	M&S Maint TD	IR	711259	1/25/2012	(69.78)
62002400	M&S Maint TD	IR	711259	1/25/2012	(42.15)
62002400	M&S Maint TD	IR	711259	1/25/2012	(56.40)
62002400	M&S Maint TD	IR	711259	1/25/2012	(1,103.07)
62002400	M&S Maint TD	IR	711259	1/25/2012	(149.00)
62002400	M&S Maint TD	IR	711259	1/25/2012	(32.01)
62002400	M&S Maint TD	IR	711259	1/25/2012	(109.62)
62002400	M&S Maint TD	IR	711259	1/25/2012	(78.49)
62002400	M&S Maint TD	IR	711259	1/25/2012	(439.31)
40111000	Res Sales Billed	JE	30990487	1/26/2012	(185,164.67)

Kentucky American Water Company  
Case No. 2012-00520  
Response to PSC DR1, Item 31

Account	Description	Doc Type	Document Number	Posting Date	Amount
40111000	Res Sales Billed	JE	30990487	1/26/2012	(5.04)
40111000	Res Sales Billed	JE	30990487	1/26/2012	(12.10)
40121000	Com Sales Billed	JE	30990487	1/26/2012	(19,790.91)
40145000	Priv Fire Billed	JE	30990487	1/26/2012	(3,239.87)
40151000	Publ Auth Billed	JE	30990487	1/26/2012	(3,592.23)
40310400	OthRev-NSF Ck Chrg	JE	30990487	1/26/2012	(144.00)
40310500	OthRev-Appl/InitFee	JE	30990487	1/26/2012	(1,950.00)
40310500	OthRev-Appl/InitFee	JE	30990487	1/26/2012	(26.00)
40310700	OthRev-Reconnct Fee	JE	30990487	1/26/2012	(1,872.00)
50451000	Employee Awards	PV	43014010	1/26/2012	117.47
51010000	Purchased Water	PV	43014124	1/26/2012	241.26
51510013	Purchased Power WT	RI	10174739	1/26/2012	(1,400.54)
52001400	M&S Oper TD	PV	43014015	1/26/2012	408.98
52001600	M&S Oper AG	PV	43014092	1/26/2012	51.67
52501400	Misc Oper TD	PV	43014015	1/26/2012	131.85
52501400	Misc Oper TD	PV	43014024	1/26/2012	224.25
52501400	Misc Oper TD	PV	43014027	1/26/2012	185.49
52501600	Misc Oper AG	PV	43014092	1/26/2012	8.75
52501600	Misc Oper AG	PV	43014344	1/26/2012	137.80
52501600	Misc Oper AG	PV	43014346	1/26/2012	325.00
52501600	Misc Oper AG	PV	43014541	1/26/2012	(0.61)
52501600	Misc Oper AG	PV	43014541	1/26/2012	1.71
52501600	Misc Oper AG	PV	43014541	1/26/2012	1.28
52501600	Misc Oper AG	PV	43014541	1/26/2012	(0.04)
52501600	Misc Oper AG	PV	43014541	1/26/2012	0.10
52501600	Misc Oper AG	PV	43014541	1/26/2012	0.08
52501600	Misc Oper AG	PV	43014541	1/26/2012	0.01
52501600	Misc Oper AG	PV	43014541	1/26/2012	0.01
52501600	Misc Oper AG	PV	43014541	1/26/2012	(0.01)
52501600	Misc Oper AG	PV	43014553	1/26/2012	1.10
52501600	Misc Oper AG	PV	43014553	1/26/2012	0.07
52501600	Misc Oper AG	PV	43014562	1/26/2012	(3.02)
52501600	Misc Oper AG	PV	43014562	1/26/2012	(3.02)
52501600	Misc Oper AG	PV	43014562	1/26/2012	0.61
52501600	Misc Oper AG	PV	43014562	1/26/2012	(0.18)
52501600	Misc Oper AG	PV	43014562	1/26/2012	(0.18)
52501600	Misc Oper AG	PV	43014562	1/26/2012	0.04
52501600	Misc Oper AG	PV	43014562	1/26/2012	(0.01)
52501600	Misc Oper AG	PV	43014562	1/26/2012	(0.01)
52520000	Collection Agencies	PV	43014012	1/26/2012	255.97
52534000	Employee Expenses	PV	43014092	1/26/2012	9.98
52535000	Meals Deductible	PV	43014092	1/26/2012	31.29
52535000	Meals Deductible	PV	43014092	1/26/2012	43.36
52535000	Meals Deductible	PV	43014092	1/26/2012	92.59
52562016	Off&Adm Supplies AG	PV	43014086	1/26/2012	351.26
52562016	Off&Adm Supplies AG	PV	43014092	1/26/2012	4.22
52562016	Off&Adm Supplies AG	PV	43014127	1/26/2012	598.65
52562016	Off&Adm Supplies AG	PV	43014148	1/26/2012	122.34
52562516	Overnight Shippng AG	PV	43014083	1/26/2012	21.96
52562516	Overnight Shippng AG	PV	43014097	1/26/2012	5.90
52562516	Overnight Shippng AG	PV	43014097	1/26/2012	25.29
52562516	Overnight Shippng AG	PV	43014097	1/26/2012	17.70
52562516	Overnight Shippng AG	PV	43014097	1/26/2012	7.31
52562516	Overnight Shippng AG	PV	43014089	1/26/2012	21.20
52562516	Overnight Shippng AG	PV	43014089	1/26/2012	32.94
52562516	Overnight Shippng AG	PV	43014089	1/26/2012	10.98
52562516	Overnight Shippng AG	PV	43014104	1/26/2012	34.58
52562516	Overnight Shippng AG	PV	43014104	1/26/2012	16.46
52562516	Overnight Shippng AG	PV	43014104	1/26/2012	16.88
52574015	Telephone CA	TC	30990029	1/26/2012	14.98
52574016	Telephone AG	TC	30990075	1/26/2012	97.00
52574113	Cell Phone WT	JE	30990221	1/26/2012	35.75
52583016	Water & WW AG	PV	43014079	1/26/2012	30.73
52599800	PCard Undistributed	JE	30990221	1/26/2012	(35.75)
53150016	Contr Svc-Other AG	PV	43015147	1/26/2012	35.00
53151014	Contr Svc-Temp EE TD	PV	43014155	1/26/2012	1,698.50
53151014	Contr Svc-Temp EE TD	PV	43014162	1/26/2012	1,275.60
53151015	Contr Svc-Temp EE CA	PV	43014155	1/26/2012	1,560.00
53151015	Contr Svc-Temp EE CA	PV	43014162	1/26/2012	1,248.00
54140016	Rents-Equip AG	PV	43014119	1/26/2012	210.28
55000016	Trans Oper AG	PV	43014074	1/26/2012	430.83
57010015	Uncoll Accts Exp CA	JE	30990487	1/26/2012	(638.15)
62002400	M&S Maint TD	PV	43014003	1/26/2012	164.57
62002400	M&S Maint TD	PV	43014034	1/26/2012	489.34
62002400	M&S Maint TD	PV	43014034	1/26/2012	978.66
62002400	M&S Maint TD	PV	43014076	1/26/2012	540.90
62002400	M&S Maint TD	PV	43014109	1/26/2012	406.40

Kentucky American Water Company  
Case No. 2012-00520  
Response to PSC DR1, Item 31

Account	Description	Doc Type	Document Number	Posting Date	Amount
62002400	M&S Maint TD	PV	43014109	1/26/2012	203.20
62002400	M&S Maint TD	PV	43014115	1/26/2012	1,045.38
62502600	Misc Maint AG	PV	43014015	1/26/2012	184.98
40111000	Res Sales Billed	JE	30990488	1/27/2012	(173,140.42)
40111000	Res Sales Billed	JE	30990488	1/27/2012	1,205.88
40111000	Res Sales Billed	JE	30990488	1/27/2012	298.14
40121000	Com Sales Billed	JE	30990488	1/27/2012	(24,760.02)
40145000	Priv Fire Billed	JE	30990488	1/27/2012	(1,528.38)
40151000	Publ Auth Billed	JE	30990488	1/27/2012	(486.77)
40310400	OthRev-NSF Ck Chrg	JE	30990488	1/27/2012	(168.00)
40310400	OthRev-NSF Ck Chrg	JE	30990488	1/27/2012	12.00
40310500	OthRev-Appl/InitFee	JE	30990488	1/27/2012	(962.00)
40310700	OthRev-Reconnct Fee	JE	30990488	1/27/2012	(1,352.00)
50101300	Labor Oper WT	T2	45660	1/27/2012	1,205.61
50101300	Labor Oper WT	T2	45660	1/27/2012	616.08
50101300	Labor Oper WT	T2	45660	1/27/2012	15,179.48
50101300	Labor Oper WT	T2	45660	1/27/2012	14,132.48
50101300	Labor Oper WT	T2	45660	1/27/2012	10,879.52
50101300	Labor Oper WT	T2	45660	1/27/2012	578.00
50101305	Labor Oper WT SupEng	T2	45660	1/27/2012	8,079.97
50101305	Labor Oper WT SupEng	T2	45660	1/27/2012	11,934.05
50101305	Labor Oper WT SupEng	T2	45660	1/27/2012	2,842.32
50101305	Labor Oper WT SupEng	T2	45660	1/27/2012	3,048.19
50101305	Labor Oper WT SupEng	T2	45660	1/27/2012	4,480.00
50101305	Labor Oper WT SupEng	T2	45660	1/27/2012	191.20
50101305	Labor Oper WT SupEng	T2	45660	1/27/2012	6,474.73
50101305	Labor Oper WT SupEng	T2	45660	1/27/2012	148.81
50101400	Labor Oper TD	T2	45660	1/27/2012	790.72
50101400	Labor Oper TD	T2	45660	1/27/2012	26,147.26
50101400	Labor Oper TD	T2	45660	1/27/2012	883.39
50101400	Labor Oper TD	T2	45660	1/27/2012	205.24
50101400	Labor Oper TD	T2	45660	1/27/2012	1,053.15
50101400	Labor Oper TD	T2	45723	1/27/2012	1,575.36
50101405	Labor Oper TD SupEng	T2	45660	1/27/2012	2,192.32
50101405	Labor Oper TD SupEng	T2	45660	1/27/2012	3,494.52
50101405	Labor Oper TD SupEng	T2	45660	1/27/2012	1,728.82
50101405	Labor Oper TD SupEng	T2	45660	1/27/2012	1,034.74
50101415	Labor Oper TD Lines	T2	45660	1/27/2012	3,913.80
50101415	Labor Oper TD Lines	T2	45660	1/27/2012	1,199.64
50101415	Labor Oper TD Lines	T2	45660	1/27/2012	1,744.89
50101420	Labor Oper TD Meter	T2	45660	1/27/2012	22,437.94
50101500	Labor Oper CA	T2	45660	1/27/2012	3,211.60
50101500	Labor Oper CA	T2	45660	1/27/2012	406.93
50101510	Labor Oper CA MtrRd	T2	45660	1/27/2012	14,484.66
50101520	Labor Oper CA CstSrv	T2	45660	1/27/2012	6,473.70
50101600	Labor Oper AG	T2	45660	1/27/2012	16,699.72
50101600	Labor Oper AG	T2	45660	1/27/2012	869.64
50101600	Labor Oper AG	T2	45660	1/27/2012	2,076.80
50101600	Labor Oper AG	T2	45660	1/27/2012	2,888.70
50101600	Labor Oper AG	T2	45660	1/27/2012	5,304.14
50101600	Labor Oper AG	T2	45660	1/27/2012	4,591.70
50101600	Labor Oper AG	T2	45660	1/27/2012	1,280.03
50101600	Labor Oper AG	T2	45660	1/27/2012	0.00
50101600	Labor Oper AG	T2	45660	1/27/2012	2,733.55
50101600	Labor Oper AG	T2	45660	1/27/2012	0.00
50101600	Labor Oper AG	T2	45723	1/27/2012	1,301.23
50102100	Labor Maint SS	T2	45660	1/27/2012	196.56
50102200	Labor Maint P	T2	45660	1/27/2012	982.80
50102200	Labor Maint P	T2	45660	1/27/2012	1,769.04
50102300	Labor Maint WT	T2	45660	1/27/2012	1,965.60
50102300	Labor Maint WT	T2	45660	1/27/2012	1,474.20
50102400	Labor Maint TD	T2	45660	1/27/2012	3,988.19
50102410	Labor Mnt TD Str&Imp	T2	45660	1/27/2012	261.96
50102415	Labor Mnt TD DistRes	T2	45660	1/27/2012	491.40
50102420	Labor Mnt TD Mains	T2	45660	1/27/2012	11,019.75
50102420	Labor Mnt TD Mains	T2	45660	1/27/2012	2,278.18
50102420	Labor Mnt TD Mains	T2	45660	1/27/2012	2,326.71
50102420	Labor Mnt TD Mains	T2	45660	1/27/2012	550.08
50102430	Labor Mnt TD Service	T2	45660	1/27/2012	10,770.27
50102430	Labor Mnt TD Service	T2	45660	1/27/2012	108.77
50102430	Labor Mnt TD Service	T2	45660	1/27/2012	406.28
50102430	Labor Mnt TD Service	T2	45660	1/27/2012	994.34
50102435	Labor Mnt TD Meter	T2	45660	1/27/2012	1,965.60
50102435	Labor Mnt TD Meter	T2	45660	1/27/2012	1,120.37
50102435	Labor Mnt TD Meter	T2	45660	1/27/2012	279.82
50102440	Labor Mnt TD Hydrant	T2	45660	1/27/2012	1,466.91
50102440	Labor Mnt TD Hydrant	T2	45660	1/27/2012	180.35



Kentucky American Water Company  
Case No. 2012-00520  
Response to PSC DR1, Item 31

Account	Description	Doc Type	Document Number	Posting Date	Amount
50102440	Labor Mnt TD Hydrant	T2	45660	1/27/2012	774.50
50111300	LaborOper NS OT WT	T2	45660	1/27/2012	387.53
50111300	LaborOper NS OT WT	T2	45660	1/27/2012	2,120.81
50111300	LaborOper NS OT WT	T2	45660	1/27/2012	4,574.00
50111300	LaborOper NS OT WT	T2	45660	1/27/2012	934.83
50111300	LaborOper NS OT WT	T2	45660	1/27/2012	34.50
50111305	LaborOperNS OT WT SE	T2	45660	1/27/2012	79.33
50111305	LaborOperNS OT WT SE	T2	45660	1/27/2012	215.57
50111305	LaborOperNS OT WT SE	T2	45660	1/27/2012	118.99
50111305	LaborOperNS OT WT SE	T2	45660	1/27/2012	156.00
50111305	LaborOperNS OT WT SE	T2	45660	1/27/2012	297.07
50111400	LaborOper NS OT TD	T2	45660	1/27/2012	197.60
50111405	LaborOperNS OT TD SE	T2	45660	1/27/2012	62.91
50111415	LaborOperNS OT TD Ln	T2	45660	1/27/2012	259.54
50111415	LaborOperNS OT TD Ln	T2	45660	1/27/2012	187.28
50111420	LaborOperNS OT TD Mt	T2	45660	1/27/2012	3,667.91
50111500	LaborOper NS OT CA	T2	45660	1/27/2012	173.03
50111500	LaborOper NS OT CA	T2	45660	1/27/2012	330.00
50111510	LaborOperNS OT CA MR	T2	45660	1/27/2012	754.86
50111520	LaborOperNS OT CA CS	T2	45660	1/27/2012	208.70
50112400	LaborMaint NS OT TD	T2	45660	1/27/2012	138.68
50112420	LaborMaintNSOT TD Mn	T2	45660	1/27/2012	3,825.03
50112420	LaborMaintNSOT TD Mn	T2	45660	1/27/2012	245.93
50112430	LaborMaintNSOT TD Sv	T2	45660	1/27/2012	523.83
50112430	LaborMaintNSOT TD Sv	T2	45660	1/27/2012	422.30
50112435	LaborMaintNSOT TD Mt	T2	45660	1/27/2012	644.97
50112440	LaborMaintNSOT TD Hy	T2	45660	1/27/2012	32.82
50171000	Annual Incent Plan	T3	45661	1/27/2012	3,960.39
50171000	Annual Incent Plan	T3	45661	1/27/2012	1,014.45
50171000	Annual Incent Plan	T3	45661	1/27/2012	207.68
50171000	Annual Incent Plan	T3	45661	1/27/2012	288.87
50171000	Annual Incent Plan	T3	45661	1/27/2012	544.66
50171000	Annual Incent Plan	T3	45661	1/27/2012	918.34
50171000	Annual Incent Plan	T3	45661	1/27/2012	1,437.77
50171000	Annual Incent Plan	T3	45661	1/27/2012	2,327.26
50171000	Annual Incent Plan	T3	45661	1/27/2012	1,342.98
50171000	Annual Incent Plan	T3	45661	1/27/2012	250.00
50171000	Annual Incent Plan	T3	45661	1/27/2012	292.31
50421000	401k Expense	T3	45661	1/27/2012	498.24
50421000	401k Expense	T3	45661	1/27/2012	8.70
50421000	401k Expense	T3	45661	1/27/2012	83.07
50421000	401k Expense	T3	45661	1/27/2012	57.78
50421000	401k Expense	T3	45661	1/27/2012	107.51
50421000	401k Expense	T3	45661	1/27/2012	183.67
50421000	401k Expense	T3	45661	1/27/2012	127.53
50421000	401k Expense	T3	45661	1/27/2012	1,769.82
50421000	401k Expense	T3	45661	1/27/2012	49.14
50421000	401k Expense	T3	45661	1/27/2012	1.63
50421000	401k Expense	T3	45661	1/27/2012	25.18
50421000	401k Expense	T3	45661	1/27/2012	0.59
50421000	401k Expense	T3	45661	1/27/2012	23.73
50421000	401k Expense	T3	45661	1/27/2012	137.25
50421000	401k Expense	T3	45661	1/27/2012	6.85
50421000	401k Expense	T3	45661	1/27/2012	37.69
50421000	401k Expense	T3	45661	1/27/2012	47.03
50421000	401k Expense	T3	45661	1/27/2012	5.80
50421000	401k Expense	T3	45661	1/27/2012	12.90
50421000	401k Expense	T3	45661	1/27/2012	11.20
50421000	401k Expense	T3	45661	1/27/2012	5.13
50421000	401k Expense	T3	45661	1/27/2012	302.81
50421000	401k Expense	T3	45661	1/27/2012	289.60
50421000	401k Expense	T3	45661	1/27/2012	509.22
50421000	401k Expense	T3	45661	1/27/2012	234.06
50421000	401k Expense	T3	45661	1/27/2012	3.89
50421000	401k Expense	T3	45661	1/27/2012	136.86
50421000	401k Expense	T3	45661	1/27/2012	152.26
50421000	401k Expense	T3	45661	1/27/2012	119.56
50421000	401k Expense	T3	45661	1/27/2012	22.24
50421000	401k Expense	T3	45661	1/27/2012	20.66
50421000	401k Expense	T3	45661	1/27/2012	4.67
50422000	DCP Expense	T3	45661	1/27/2012	282.53
50422000	DCP Expense	T3	45661	1/27/2012	109.03
50422000	DCP Expense	T3	45661	1/27/2012	87.84
50422000	DCP Expense	T3	45661	1/27/2012	241.06
50422000	DCP Expense	T3	45661	1/27/2012	424.20
50422000	DCP Expense	T3	45661	1/27/2012	2,520.52
50422000	DCP Expense	T3	45661	1/27/2012	85.19

Kentucky American Water Company  
Case No. 2012-00520  
Response to PSC DR1, Item 31

Account	Description	Doc Type	Document Number	Posting Date	Amount
50422000	DCP Expense	T3	45661	1/27/2012	8.23
50422000	DCP Expense	T3	45661	1/27/2012	9.69
50422000	DCP Expense	T3	45661	1/27/2012	161.79
50422000	DCP Expense	T3	45661	1/27/2012	40.67
50422000	DCP Expense	T3	45661	1/27/2012	36.25
50422000	DCP Expense	T3	45661	1/27/2012	62.98
50422000	DCP Expense	T3	45661	1/27/2012	2.54
50422000	DCP Expense	T3	45661	1/27/2012	14.70
50422000	DCP Expense	T3	45661	1/27/2012	427.40
50422000	DCP Expense	T3	45661	1/27/2012	583.04
50422000	DCP Expense	T3	45661	1/27/2012	705.57
50422000	DCP Expense	T3	45661	1/27/2012	171.29
50422000	DCP Expense	T3	45661	1/27/2012	115.10
50422000	DCP Expense	T3	45661	1/27/2012	214.19
50422000	DCP Expense	T3	45661	1/27/2012	21.72
50422000	DCP Expense	T3	45661	1/27/2012	26.80
50422000	DCP Expense	T3	45661	1/27/2012	3.33
50510100	PBOP Cap Credits	T1	45659	1/27/2012	(23,929.98)
50510100	PBOP Cap Credits	T3	45661	1/27/2012	19,234.32
50510100	PBOP Cap Credits	T3	45661	1/27/2012	373.31
50510100	PBOP Cap Credits	T3	45661	1/27/2012	15.55
50510100	PBOP Cap Credits	T3	45661	1/27/2012	93.71
50510100	PBOP Cap Credits	T3	45661	1/27/2012	3.38
50510100	PBOP Cap Credits	T3	45661	1/27/2012	99.93
50510100	PBOP Cap Credits	T3	45661	1/27/2012	118.96
50510100	PBOP Cap Credits	T3	45661	1/27/2012	234.00
50510100	PBOP Cap Credits	T3	45661	1/27/2012	58.10
50510100	PBOP Cap Credits	T3	45661	1/27/2012	153.29
50510100	PBOP Cap Credits	T3	45661	1/27/2012	29.35
50550000	Group Insur Expense	T1	45659	1/27/2012	(14,209.17)
50550000	Group Insur Expense	T3	45661	1/27/2012	86.97
50550000	Group Insur Expense	T3	45661	1/27/2012	2,451.56
50550000	Group Insur Expense	T3	45661	1/27/2012	131.17
50550000	Group Insur Expense	T3	45661	1/27/2012	41.60
50550000	Group Insur Expense	T3	45661	1/27/2012	18.61
50550000	Group Insur Expense	T3	45661	1/27/2012	386.08
50550000	Group Insur Expense	T3	45661	1/27/2012	686.06
50550000	Group Insur Expense	T3	45661	1/27/2012	192.01
50550000	Group Insur Expense	T3	45661	1/27/2012	78.67
50550000	Group Insur Expense	T3	45661	1/27/2012	188.89
50550000	Group Insur Expense	T3	45661	1/27/2012	20.08
50550100	Group Ins Cap Credits	T1	45659	1/27/2012	(58,553.74)
50550100	Group Ins Cap Credits	T3	45661	1/27/2012	47,812.47
50550100	Group Ins Cap Credits	T3	45661	1/27/2012	485.57
50550100	Group Ins Cap Credits	T3	45661	1/27/2012	20.23
50550100	Group Ins Cap Credits	T3	45661	1/27/2012	423.74
50550100	Group Ins Cap Credits	T3	45661	1/27/2012	33.54
50550100	Group Ins Cap Credits	T3	45661	1/27/2012	164.30
50550100	Group Ins Cap Credits	T3	45661	1/27/2012	776.24
50550100	Group Ins Cap Credits	T3	45661	1/27/2012	144.07
50550100	Group Ins Cap Credits	T3	45661	1/27/2012	432.76
50550100	Group Ins Cap Credits	T3	45661	1/27/2012	223.13
50550100	Group Ins Cap Credits	T3	45661	1/27/2012	75.58
50550100	Group Ins Cap Credits	T3	45661	1/27/2012	208.39
50550100	Group Ins Cap Credits	T3	45661	1/27/2012	52.04
50550100	Group Ins Cap Credits	T3	45661	1/27/2012	38.17
50610100	Pension Cap Credits	T1	45659	1/27/2012	(37,484.76)
50610100	Pension Cap Credits	T3	45661	1/27/2012	30,129.28
50610100	Pension Cap Credits	T3	45661	1/27/2012	584.77
50610100	Pension Cap Credits	T3	45661	1/27/2012	24.36
50610100	Pension Cap Credits	T3	45661	1/27/2012	146.79
50610100	Pension Cap Credits	T3	45661	1/27/2012	5.29
50610100	Pension Cap Credits	T3	45661	1/27/2012	156.53
50610100	Pension Cap Credits	T3	45661	1/27/2012	186.34
50610100	Pension Cap Credits	T3	45661	1/27/2012	366.54
50610100	Pension Cap Credits	T3	45661	1/27/2012	91.01
50610100	Pension Cap Credits	T3	45661	1/27/2012	240.15
50610100	Pension Cap Credits	T3	45661	1/27/2012	45.97
52001400	M&S Oper TD	PD	43016833	1/27/2012	(35.04)
52520000	Collection Agencies	PV	43016827	1/27/2012	(90.61)
52532013	Electricity WT	EE	4472432	1/27/2012	0.00
52532013	Electricity WT	EE	4472432	1/27/2012	5.04
52532013	Electricity WT	EE	4472432	1/27/2012	3.02
52532013	Electricity WT	EE	4472432	1/27/2012	1.25
52532013	Electricity WT	EE	4472432	1/27/2012	1.25
52532013	Electricity WT	EE	4472432	1/27/2012	35.62
52532013	Electricity WT	EE	4472432	1/27/2012	0.87

Kentucky American Water Company  
Case No. 2012-00520  
Response to PSC DR1, Item 31

Account	Description	Doc Type	Document Number	Posting Date	Amount
52579000	Trustee Fees	PV	43016855	1/27/2012	841.64
52579000	Trustee Fees	PV	43016855	1/27/2012	841.64
52579000	Trustee Fees	PV	43016855	1/27/2012	841.65
52585000	Discounts Available	PX	5247	1/27/2012	(1,212.20)
52585000	Discounts Available	PX	5247	1/27/2012	(736.76)
52585000	Discounts Available	PX	5247	1/27/2012	(1,307.62)
53150013	Contr Svc-Other WT	PV	43016857	1/27/2012	240.00
55000016	Trans Oper AG	PS	43016410	1/27/2012	0.68
55000100	Trans Cap Credits	T1	45659	1/27/2012	(1,471.17)
55000100	Trans Cap Credits	T1	45659	1/27/2012	(1,795.22)
55000100	Trans Cap Credits	T1	45659	1/27/2012	(147.45)
55000100	Trans Cap Credits	T1	45659	1/27/2012	(205.10)
55000100	Trans Cap Credits	T1	45659	1/27/2012	(376.60)
55000100	Trans Cap Credits	T1	45659	1/27/2012	(326.01)
55000100	Trans Cap Credits	T1	45659	1/27/2012	(4,462.30)
55000100	Trans Cap Credits	T1	45659	1/27/2012	(9,639.33)
55000100	Trans Cap Credits	T1	45659	1/27/2012	(972.63)
55000100	Trans Cap Credits	T1	45659	1/27/2012	(1,218.57)
55000100	Trans Cap Credits	T1	45659	1/27/2012	(636.00)
55000100	Trans Cap Credits	T1	45659	1/27/2012	(408.68)
55000100	Trans Cap Credits	T1	45659	1/27/2012	(568.54)
55000100	Trans Cap Credits	T1	45659	1/27/2012	(123.58)
55000100	Trans Cap Credits	T3	45661	1/27/2012	1,394.17
55000100	Trans Cap Credits	T3	45661	1/27/2012	185.31
55000100	Trans Cap Credits	T3	45661	1/27/2012	147.45
55000100	Trans Cap Credits	T3	45661	1/27/2012	205.10
55000100	Trans Cap Credits	T3	45661	1/27/2012	376.60
55000100	Trans Cap Credits	T3	45661	1/27/2012	326.01
55000100	Trans Cap Credits	T3	45661	1/27/2012	4,276.38
55000100	Trans Cap Credits	T3	45661	1/27/2012	7,553.46
55000100	Trans Cap Credits	T3	45661	1/27/2012	185.35
55000100	Trans Cap Credits	T3	45661	1/27/2012	7.72
55000100	Trans Cap Credits	T3	45661	1/27/2012	161.75
55000100	Trans Cap Credits	T3	45661	1/27/2012	12.80
55000100	Trans Cap Credits	T3	45661	1/27/2012	62.71
55000100	Trans Cap Credits	T3	45661	1/27/2012	296.32
55000100	Trans Cap Credits	T3	45661	1/27/2012	54.99
55000100	Trans Cap Credits	T3	45661	1/27/2012	165.19
55000100	Trans Cap Credits	T3	45661	1/27/2012	85.17
55000100	Trans Cap Credits	T3	45661	1/27/2012	28.84
55000100	Trans Cap Credits	T3	45661	1/27/2012	79.54
55000100	Trans Cap Credits	T3	45661	1/27/2012	19.86
55000100	Trans Cap Credits	T3	45661	1/27/2012	14.57
55000100	Trans Cap Credits	T3	45661	1/27/2012	883.23
55000100	Trans Cap Credits	T3	45661	1/27/2012	1,218.57
55000100	Trans Cap Credits	T3	45661	1/27/2012	636.00
55000100	Trans Cap Credits	T3	45661	1/27/2012	408.68
55000100	Trans Cap Credits	T3	45661	1/27/2012	516.43
55000100	Trans Cap Credits	T3	45661	1/27/2012	123.58
55010400	Trans Emp Reimb Co	T1	45659	1/27/2012	(40.10)
55010400	Trans Emp Reimb Co	T1	45659	1/27/2012	(110.43)
55720100	Ins W/C Cap Credits	T1	45659	1/27/2012	(5,981.33)
55720100	Ins W/C Cap Credits	T3	45661	1/27/2012	4,883.97
55720100	Ins W/C Cap Credits	T3	45661	1/27/2012	49.60
55720100	Ins W/C Cap Credits	T3	45661	1/27/2012	2.07
55720100	Ins W/C Cap Credits	T3	45661	1/27/2012	43.28
55720100	Ins W/C Cap Credits	T3	45661	1/27/2012	3.44
55720100	Ins W/C Cap Credits	T3	45661	1/27/2012	16.79
55720100	Ins W/C Cap Credits	T3	45661	1/27/2012	79.31
55720100	Ins W/C Cap Credits	T3	45661	1/27/2012	14.71
55720100	Ins W/C Cap Credits	T3	45661	1/27/2012	44.23
55720100	Ins W/C Cap Credits	T3	45661	1/27/2012	22.79
55720100	Ins W/C Cap Credits	T3	45661	1/27/2012	7.72
55720100	Ins W/C Cap Credits	T3	45661	1/27/2012	21.28
55720100	Ins W/C Cap Credits	T3	45661	1/27/2012	5.32
55720100	Ins W/C Cap Credits	T3	45661	1/27/2012	3.90
57010015	Uncoll Accts Exp CA	JE	30990488	1/27/2012	(71.71)
62002400	M&S Maint TD	IR	711679	1/27/2012	(19.57)
62002400	M&S Maint TD	JE	30990340	1/27/2012	(8.96)
62002400	M&S Maint TD	JE	30990340	1/27/2012	(4.66)
62002400	M&S Maint TD	JE	30990340	1/27/2012	(40.98)
62002400	M&S Maint TD	PD	43016832	1/27/2012	(140.18)
68520100	Tax Discounts	PS	43016464	1/27/2012	(177.43)
68520100	Tax Discounts	PS	43016465	1/27/2012	(9.85)
68532000	FUTA	T3	45661	1/27/2012	40.17
68532000	FUTA	T3	45661	1/27/2012	4.93
68532000	FUTA	T3	45661	1/27/2012	11.85

Kentucky American Water Company  
Case No. 2012-00520  
Response to PSC DR1, Item 31

Account	Description	Doc Type	Document Number	Posting Date	Amount
68532000	FUTA	T3	45661	1/27/2012	16.61
68532000	FUTA	T3	45661	1/27/2012	29.71
68532000	FUTA	T3	45661	1/27/2012	14.98
68532000	FUTA	T3	45661	1/27/2012	53.25
68532000	FUTA	T3	45661	1/27/2012	627.80
68532000	FUTA	T3	45661	1/27/2012	15.01
68532000	FUTA	T3	45661	1/27/2012	0.63
68532000	FUTA	T3	45661	1/27/2012	13.07
68532000	FUTA	T3	45661	1/27/2012	1.03
68532000	FUTA	T3	45661	1/27/2012	5.10
68532000	FUTA	T3	45661	1/27/2012	23.73
68532000	FUTA	T3	45661	1/27/2012	4.35
68532000	FUTA	T3	45661	1/27/2012	13.29
68532000	FUTA	T3	45661	1/27/2012	7.04
68532000	FUTA	T3	45661	1/27/2012	2.34
68532000	FUTA	T3	45661	1/27/2012	6.37
68532000	FUTA	T3	45661	1/27/2012	0.98
68532000	FUTA	T3	45661	1/27/2012	1.20
68532000	FUTA	T3	45661	1/27/2012	69.57
68532000	FUTA	T3	45661	1/27/2012	133.86
68532000	FUTA	T3	45661	1/27/2012	132.81
68532000	FUTA	T3	45661	1/27/2012	93.40
68532000	FUTA	T3	45661	1/27/2012	1.12
68532000	FUTA	T3	45661	1/27/2012	47.95
68532000	FUTA	T3	45661	1/27/2012	28.20
68532000	FUTA	T3	45661	1/27/2012	48.07
68532000	FUTA	T3	45661	1/27/2012	9.75
68532000	FUTA	T3	45661	1/27/2012	6.23
68532000	FUTA	T3	45661	1/27/2012	0.86
68532000	FUTA	T3	45724	1/27/2012	9.46
68532000	FUTA	T3	45724	1/27/2012	7.81
68533000	FICA	T3	45661	1/27/2012	1,243.21
68533000	FICA	T3	45661	1/27/2012	62.92
68533000	FICA	T3	45661	1/27/2012	151.13
68533000	FICA	T3	45661	1/27/2012	211.81
68533000	FICA	T3	45661	1/27/2012	378.78
68533000	FICA	T3	45661	1/27/2012	342.09
68533000	FICA	T3	45661	1/27/2012	808.47
68533000	FICA	T3	45661	1/27/2012	8,087.74
68533000	FICA	T3	45661	1/27/2012	191.38
68533000	FICA	T3	45661	1/27/2012	8.02
68533000	FICA	T3	45661	1/27/2012	166.74
68533000	FICA	T3	45661	1/27/2012	13.08
68533000	FICA	T3	45661	1/27/2012	65.19
68533000	FICA	T3	45661	1/27/2012	302.41
68533000	FICA	T3	45661	1/27/2012	55.72
68533000	FICA	T3	45661	1/27/2012	169.60
68533000	FICA	T3	45661	1/27/2012	89.83
68533000	FICA	T3	45661	1/27/2012	29.84
68533000	FICA	T3	45661	1/27/2012	81.32
68533000	FICA	T3	45661	1/27/2012	20.82
68533000	FICA	T3	45661	1/27/2012	15.25
68533000	FICA	T3	45661	1/27/2012	928.99
68533000	FICA	T3	45661	1/27/2012	1,706.91
68533000	FICA	T3	45661	1/27/2012	1,869.69
68533000	FICA	T3	45661	1/27/2012	1,190.88
68533000	FICA	T3	45661	1/27/2012	14.24
68533000	FICA	T3	45661	1/27/2012	611.45
68533000	FICA	T3	45661	1/27/2012	359.53
68533000	FICA	T3	45661	1/27/2012	612.71
68533000	FICA	T3	45661	1/27/2012	124.33
68533000	FICA	T3	45661	1/27/2012	79.45
68533000	FICA	T3	45661	1/27/2012	10.93
68533000	FICA	T3	45724	1/27/2012	120.51
68533000	FICA	T3	45724	1/27/2012	99.55
68535000	SUTA	T3	45661	1/27/2012	148.80
68535000	SUTA	T3	45661	1/27/2012	12.17
68535000	SUTA	T3	45661	1/27/2012	29.08
68535000	SUTA	T3	45661	1/27/2012	40.44
68535000	SUTA	T3	45661	1/27/2012	74.25
68535000	SUTA	T3	45661	1/27/2012	61.27
68535000	SUTA	T3	45661	1/27/2012	154.16
68535000	SUTA	T3	45661	1/27/2012	1,554.83
68535000	SUTA	T3	45661	1/27/2012	36.55
68535000	SUTA	T3	45661	1/27/2012	1.52
68535000	SUTA	T3	45661	1/27/2012	31.91
68535000	SUTA	T3	45661	1/27/2012	2.53

Kentucky American Water Company  
Case No. 2012-00520  
Response to PSC DR1, Item 31

Account	Description	Doc Type	Document Number	Posting Date	Amount
68535000	SUTA	T3	45661	1/27/2012	12.35
68535000	SUTA	T3	45661	1/27/2012	58.44
68535000	SUTA	T3	45661	1/27/2012	10.85
68535000	SUTA	T3	45661	1/27/2012	32.59
68535000	SUTA	T3	45661	1/27/2012	16.79
68535000	SUTA	T3	45661	1/27/2012	5.69
68535000	SUTA	T3	45661	1/27/2012	15.66
68535000	SUTA	T3	45661	1/27/2012	3.92
68535000	SUTA	T3	45661	1/27/2012	2.87
68535000	SUTA	T3	45661	1/27/2012	178.71
68535000	SUTA	T3	45661	1/27/2012	324.94
68535000	SUTA	T3	45661	1/27/2012	351.27
68535000	SUTA	T3	45661	1/27/2012	230.32
68535000	SUTA	T3	45661	1/27/2012	2.68
68535000	SUTA	T3	45661	1/27/2012	118.11
68535000	SUTA	T3	45661	1/27/2012	69.38
68535000	SUTA	T3	45661	1/27/2012	117.25
68535000	SUTA	T3	45661	1/27/2012	24.27
68535000	SUTA	T3	45661	1/27/2012	15.43
68535000	SUTA	T3	45661	1/27/2012	2.11
68535000	SUTA	T3	45724	1/27/2012	22.06
68535000	SUTA	T3	45724	1/27/2012	18.22
71521000	M&J Expenses	T2	45660	1/27/2012	(10.94)
71521000	M&J Expenses	T2	45660	1/27/2012	486.69
71521000	M&J Expenses	T3	45661	1/27/2012	(1.30)
71521000	M&J Expenses	T3	45661	1/27/2012	159.65
71521000	M&J Expenses	T3	45661	1/27/2012	(1.03)
71521000	M&J Expenses	T3	45661	1/27/2012	44.71
71521000	M&J Expenses	II	711680	1/27/2012	19.57
71521000	M&J Expenses	JE	30990340	1/27/2012	8.96
71521000	M&J Expenses	JE	30990340	1/27/2012	4.66
71521000	M&J Expenses	JE	30990340	1/27/2012	40.98
52501600	Misc Oper AG	ST	30990381	1/28/2012	19.50
52534000	Employee Expenses	ST	30990381	1/28/2012	0.60
52562016	Off&Adm Supplies AG	ST	30990381	1/28/2012	21.08
52562016	Off&Adm Supplies AG	ST	30990381	1/28/2012	0.25
52562016	Off&Adm Supplies AG	ST	30990381	1/28/2012	35.92
52562016	Off&Adm Supplies AG	ST	30990381	1/28/2012	7.34
54140016	Rents-Equip AG	ST	30990400	1/28/2012	3.05
62002400	M&S Maint TD	ST	30990381	1/28/2012	24.38
62002400	M&S Maint TD	ST	30990381	1/28/2012	12.19
62002400	M&S Maint TD	ST	30990381	1/28/2012	62.72
40111000	Res Sales Billed	JE	30990665	1/30/2012	(174,258.52)
40111000	Res Sales Billed	JE	30990665	1/30/2012	(63.24)
40121000	Com Sales Billed	JE	30990665	1/30/2012	(9,912.02)
40145000	Priv Fire Billed	JE	30990665	1/30/2012	1,885.06
40151000	Publ Auth Billed	JE	30990665	1/30/2012	(468.73)
40151000	Publ Auth Billed	JE	30990665	1/30/2012	(329.59)
40161000	SlS/Rsle Billed	JE	30990665	1/30/2012	4,441.90
40251000	PubAuth WW Billed	JE	30990665	1/30/2012	(254.91)
40310400	OthRev-NSF Ck Chrg	JE	30990665	1/30/2012	(192.00)
40310500	OthRev-Appl/InitFee	JE	30990665	1/30/2012	(1,456.00)
40310500	OthRev-Appl/InitFee	JE	30990665	1/30/2012	(26.00)
40310700	OthRev-Reconnct Fee	JE	30990665	1/30/2012	(1,820.00)
50421000	401k Expense	JE	30990499	1/30/2012	4,181.00
50422000	DCP Expense	JE	30990496	1/30/2012	5,090.00
50550000	Group Insur Expense	T1	45786	1/30/2012	(217.84)
50550100	Group Ins Cap Credits	T1	45786	1/30/2012	(299.24)
51010000	Purchased Water	PV	43018728	1/30/2012	9.76
51010000	Purchased Water	PV	43018729	1/30/2012	18,555.15
51110000	Waste Disposal	ID	712046	1/30/2012	206.36
51110000	Waste Disposal	ID	712077	1/30/2012	65.97
51110000	Waste Disposal	ID	712203	1/30/2012	3,913.99
51800000	Chemicals	ID	712046	1/30/2012	2,054.81
51800000	Chemicals	ID	712046	1/30/2012	1,468.13
51800000	Chemicals	ID	712046	1/30/2012	1,851.53
51800000	Chemicals	ID	712046	1/30/2012	1,975.60
51800000	Chemicals	ID	712046	1/30/2012	11,077.91
51800000	Chemicals	ID	712046	1/30/2012	33.84
51800000	Chemicals	ID	712046	1/30/2012	1,623.73
51800000	Chemicals	ID	712046	1/30/2012	21.44
51800000	Chemicals	ID	712046	1/30/2012	53.73
51800000	Chemicals	ID	712077	1/30/2012	325.16
51800000	Chemicals	ID	712077	1/30/2012	261.66
51800000	Chemicals	ID	712077	1/30/2012	1,252.27
51800000	Chemicals	ID	712077	1/30/2012	2,969.09
51800000	Chemicals	ID	712077	1/30/2012	7,628.28

Kentucky American Water Company  
Case No. 2012-00520  
Response to PSC DR1, Item 31

Account	Description	Doc Type	Document Number	Posting Date	Amount
51800000	Chemicals	ID	712077	1/30/2012	2,519.36
51800000	Chemicals	ID	712077	1/30/2012	244.52
51800000	Chemicals	ID	712077	1/30/2012	3,186.95
51800000	Chemicals	ID	712124	1/30/2012	122.11
51800000	Chemicals	ID	712124	1/30/2012	279.50
51800000	Chemicals	ID	712124	1/30/2012	385.18
51800000	Chemicals	ID	712203	1/30/2012	6,068.96
51800000	Chemicals	ID	712203	1/30/2012	2,470.57
51800000	Chemicals	ID	712203	1/30/2012	5,420.62
51800000	Chemicals	ID	712203	1/30/2012	5,136.98
51800000	Chemicals	ID	712203	1/30/2012	31,317.47
51800000	Chemicals	ID	712203	1/30/2012	4,287.51
51800000	Chemicals	ID	712203	1/30/2012	381.18
51800000	Chemicals	ID	712203	1/30/2012	357.00
51800000	Chemicals	ID	712203	1/30/2012	1,102.29
52001300	M&S Oper WT	PV	43018711	1/30/2012	313.01
52501600	Misc Oper AG	PS	43017893	1/30/2012	31.16
52532013	Electricity WT	EE	4470563	1/30/2012	79.44
52532013	Electricity WT	EE	4470563	1/30/2012	0.00
52532013	Electricity WT	EE	4470563	1/30/2012	0.00
52532013	Electricity WT	EE	4470563	1/30/2012	11.41
52532013	Electricity WT	EE	4470563	1/30/2012	12.93
52532014	Electricity TD	EE	4470570	1/30/2012	69.32
52532014	Electricity TD	EE	4470570	1/30/2012	8.56
52532014	Electricity TD	EE	4473095	1/30/2012	0.56
52532014	Electricity TD	EE	4473095	1/30/2012	0.02
52532014	Electricity TD	EE	4473095	1/30/2012	0.76
52532014	Electricity TD	EE	4473095	1/30/2012	8.60
52532014	Electricity TD	EE	4473135	1/30/2012	27.34
52532014	Electricity TD	EE	4473135	1/30/2012	3.38
52562516	Overnight Shippng AG	PV	43018690	1/30/2012	101.68
52562516	Overnight Shippng AG	PV	43018692	1/30/2012	33.72
52562516	Overnight Shippng AG	PV	43018695	1/30/2012	243.13
52562516	Overnight Shippng AG	PV	43018725	1/30/2012	636.44
52571100	Add'l Security Costs	PV	43018744	1/30/2012	655.15
52578011	Trash Removal SS	PV	43018732	1/30/2012	97.93
52583011	Water & WW SS	PV	43018739	1/30/2012	5,148.27
52585000	Discounts Available	PN	7746	1/30/2012	(20.00)
52585000	Discounts Available	PN	7746	1/30/2012	(25.59)
52585000	Discounts Available	PN	7746	1/30/2012	(14.00)
52585000	Discounts Available	PN	7746	1/30/2012	(0.50)
53150013	Contr Svc-Other WT	PV	43018712	1/30/2012	977.00
53150013	Contr Svc-Other WT	PV	43018717	1/30/2012	1,000.00
53150013	Contr Svc-Other WT	PD	43018735	1/30/2012	(977.00)
53150014	Contr Svc-Other TD	PV	43018540	1/30/2012	360.00
53150016	Contr Svc-Other AG	PV	43018660	1/30/2012	65.00
53150016	Contr Svc-Other AG	PV	43018663	1/30/2012	1,108.20
53150016	Contr Svc-Other AG	PV	43018674	1/30/2012	829.18
53150016	Contr Svc-Other AG	PV	43018676	1/30/2012	776.70
53150016	Contr Svc-Other AG	PV	43018747	1/30/2012	35.00
55000100	Trans Cap Credits	T1	45786	1/30/2012	(114.22)
55720100	Ins W/C Cap Credits	T1	45786	1/30/2012	(30.57)
57010015	Uncoll Accts Exp CA	JE	30990665	1/30/2012	64,122.00
57010015	Uncoll Accts Exp CA	JE	30990665	1/30/2012	39,852.42
62002100	M&S Maint SS	PV	43018707	1/30/2012	600.00
62002300	M&S Maint WT	PV	43018680	1/30/2012	2,540.00
62002300	M&S Maint WT	PV	43018682	1/30/2012	365.01
62002300	M&S Maint WT	PV	43018681	1/30/2012	1,470.00
62002300	M&S Maint WT	PV	43018681	1/30/2012	1,470.00
62002300	M&S Maint WT	PV	43018681	1/30/2012	630.00
62002300	M&S Maint WT	PV	43018681	1/30/2012	210.00
62002300	M&S Maint WT	PV	43018720	1/30/2012	262.37
62002300	M&S Maint WT	PV	43018733	1/30/2012	113.24
62002300	M&S Maint WT	PV	43018734	1/30/2012	142.06
62002300	M&S Maint WT	PV	43018736	1/30/2012	697.00
62002400	M&S Maint TD	PV	43018540	1/30/2012	586.28
62002400	M&S Maint TD	PV	43018696	1/30/2012	287.35
62002400	M&S Maint TD	PV	43018708	1/30/2012	2,415.00
71521000	M&J Expenses	PV	43018685	1/30/2012	1,625.17
40112000	Res Sales Unbilled	JE	30990682	1/31/2012	(2,152,112.64)
40122000	Com Sales Unbilled	JE	30990682	1/31/2012	(1,058,218.43)
40132000	Ind Sales Unbilled	JE	30990682	1/31/2012	(88,930.73)
40152000	Publ Auth Unbilled	JE	30990682	1/31/2012	(276,484.53)
40161050	Sls/Rsle Billed I/C	JE	305	1/31/2012	(1,337.82)
40162000	SalesforRsle Unbilld	JE	30990682	1/31/2012	(104,684.30)
40310250	OthRev-Rent I/C	JE	30991255	1/31/2012	(22,018.47)
40310300	OthRev-CFO	JE	50	1/31/2012	(72,350.25)

Kentucky American Water Company  
Case No. 2012-00520  
Response to PSC DR1, Item 31

Account	Description	Doc Type	Document Number	Posting Date	Amount
40310300	OthRev-CFO	JE	50	1/31/2012	(27,158.05)
40310300	OthRev-CFO	JE	50	1/31/2012	(178.54)
40310300	OthRev-CFO	JE	50	1/31/2012	(35,744.25)
50101305	Labor Oper WT SupEng	JE	30991167	1/31/2012	5,267.00
50101400	Labor Oper TD	JE	30991167	1/31/2012	3,966.00
50101405	Labor Oper TD SupEng	JE	30991167	1/31/2012	3,409.00
50101405	Labor Oper TD SupEng	JE	30991167	1/31/2012	1,020.00
50101600	Labor Oper AG	JE	30991167	1/31/2012	12,603.00
50101600	Labor Oper AG	JE	30991167	1/31/2012	14,883.00
50101600	Labor Oper AG	JE	30991167	1/31/2012	1,263.00
50101600	Labor Oper AG	JE	30991167	1/31/2012	1,757.00
50101600	Labor Oper AG	JE	30991167	1/31/2012	3,226.00
50101600	Labor Oper AG	JE	30991167	1/31/2012	2,793.00
50101600	Labor Oper AG	JE	30991167	1/31/2012	35,758.00
50101600	Labor Oper AG	JE	30991167	1/31/2012	81,328.00
50101600	Labor Oper AG	JE	30991167	1/31/2012	8,333.00
50101600	Labor Oper AG	JE	30991167	1/31/2012	9,753.00
50171600	Comp Exp-Options	JE	30991150	1/31/2012	2,054.00
50171800	Comp Exp-RSU's	JE	30991150	1/31/2012	3,714.00
50423000	ESPP Expense	JE	30990706	1/31/2012	867.53
50452000	Emp Physical Exams	CC	7893	1/31/2012	25.00
50457000	Training	JE	160	1/31/2012	3,050.00
50510000	PBOP Expense	JE	102	1/31/2012	(359.60)
50510000	PBOP Expense	JR	2001	1/31/2012	70,420.00
50510000	PBOP Expense	JR	2007	1/31/2012	492.94
50510000	PBOP Expense	JR	2007	1/31/2012	(492.94)
50550000	Group Insur Expense	JE	30991258	1/31/2012	(9,681.77)
50610000	Pension Expense	JR	2002	1/31/2012	101,561.08
50610000	Pension Expense	JR	2007	1/31/2012	710.93
50610000	Pension Expense	JR	2007	1/31/2012	(710.93)
51010000	Purchased Water	CC	7893	1/31/2012	2,337.29
51010000	Purchased Water	JE	205	1/31/2012	12,237.00
51010000	Purchased Water	JE	205	1/31/2012	10,742.00
51010000	Purchased Water	JE	205	1/31/2012	2,015.00
51015000	Purchased Water I/C	JE	305	1/31/2012	1,337.82
51110000	Waste Disposal	JR	200	1/31/2012	5,333.33
51110000	Waste Disposal	JR	201	1/31/2012	3,000.00
51110000	Waste Disposal	ID	712372	1/31/2012	648.21
51110000	Waste Disposal	ID	712372	1/31/2012	655.88
51110000	Waste Disposal	JE	155	1/31/2012	3,610.58
51110000	Waste Disposal	JE	160	1/31/2012	1,998.75
51120000	Amort Waste Disposal	JR	1100	1/31/2012	8,333.33
51510012	Purchased Power P	EE	4473358	1/31/2012	1,263.44
51510012	Purchased Power P	EE	4473358	1/31/2012	0.00
51510012	Purchased Power P	EE	4473358	1/31/2012	156.15
51510012	Purchased Power P	JE	155	1/31/2012	35,770.69
51510012	Purchased Power P	JE	155	1/31/2012	13,688.08
51510012	Purchased Power P	JE	155	1/31/2012	268.09
51510012	Purchased Power P	JE	155	1/31/2012	897.84
51510012	Purchased Power P	JE	157	1/31/2012	(2,735.61)
51510012	Purchased Power P	JE	157	1/31/2012	281.23
51510013	Purchased Power WT	JE	155	1/31/2012	154,246.01
51510013	Purchased Power WT	JE	155	1/31/2012	25,392.51
51510013	Purchased Power WT	JE	155	1/31/2012	64,526.05
51510013	Purchased Power WT	JE	155	1/31/2012	11,377.92
51510013	Purchased Power WT	JE	155	1/31/2012	2,767.05
51510013	Purchased Power WT	JE	157	1/31/2012	(66.94)
51510013	Purchased Power WT	JE	157	1/31/2012	15,239.94
51510014	Purchased Power TD	JE	155	1/31/2012	10.50
51510014	Purchased Power TD	JE	155	1/31/2012	361.07
51800000	Chemicals	ID	712372	1/31/2012	3,062.05
51800000	Chemicals	ID	712372	1/31/2012	811.91
51800000	Chemicals	ID	712372	1/31/2012	3,867.93
51800000	Chemicals	ID	712372	1/31/2012	3,060.22
51800000	Chemicals	ID	712372	1/31/2012	21,048.60
51800000	Chemicals	ID	712372	1/31/2012	3,460.10
51800000	Chemicals	ID	712372	1/31/2012	4,902.68
51800000	Chemicals	ID	712372	1/31/2012	106.80
51800000	Chemicals	ID	712380	1/31/2012	95.68
51800000	Chemicals	ID	712380	1/31/2012	198.99
52001300	M&S Oper WT	CC	7893	1/31/2012	21.66
52001300	M&S Oper WT	CC	7893	1/31/2012	571.34
52001300	M&S Oper WT	CC	7893	1/31/2012	8.40
52001300	M&S Oper WT	CC	7893	1/31/2012	21.66
52001300	M&S Oper WT	CC	7893	1/31/2012	8.40
52001300	M&S Oper WT	CC	7893	1/31/2012	21.66
52001300	M&S Oper WT	CC	7893	1/31/2012	8.40

Kentucky American Water Company  
Case No. 2012-00520  
Response to PSC DR1, Item 31

Account	Description	Doc Type	Document Number	Posting Date	Amount
52001300	M&S Oper WT	CC	7893	1/31/2012	181.65
52001300	M&S Oper WT	CC	7893	1/31/2012	222.85
52001300	M&S Oper WT	CC	7893	1/31/2012	97.24
52001300	M&S Oper WT	CC	7893	1/31/2012	21.66
52001300	M&S Oper WT	CC	7893	1/31/2012	24.17
52001300	M&S Oper WT	CC	7893	1/31/2012	24.17
52001300	M&S Oper WT	CC	7893	1/31/2012	190.48
52001300	M&S Oper WT	CC	7893	1/31/2012	11.06
52001300	M&S Oper WT	CC	7893	1/31/2012	8.40
52001300	M&S Oper WT	CC	7893	1/31/2012	11.71
52001300	M&S Oper WT	JE	50000	1/31/2012	9.38
52001300	M&S Oper WT	JE	50000	1/31/2012	327.96
52001300	M&S Oper WT	JE	50000	1/31/2012	167.05
52001300	M&S Oper WT	JE	50000	1/31/2012	105.39
52001300	M&S Oper WT	JE	50000	1/31/2012	471.07
52001400	M&S Oper TD	CC	7893	1/31/2012	21.18
52001400	M&S Oper TD	CC	7893	1/31/2012	48.75
52001400	M&S Oper TD	CC	7893	1/31/2012	956.46
52001400	M&S Oper TD	CC	7893	1/31/2012	226.32
52001400	M&S Oper TD	CC	7893	1/31/2012	78.22
52001400	M&S Oper TD	CC	7893	1/31/2012	23.28
52001400	M&S Oper TD	CC	7893	1/31/2012	695.15
52001400	M&S Oper TD	CC	7893	1/31/2012	78.97
52001400	M&S Oper TD	CC	7893	1/31/2012	136.56
52001400	M&S Oper TD	CC	7893	1/31/2012	45.79
52001400	M&S Oper TD	CC	7893	1/31/2012	4.22
52001400	M&S Oper TD	CC	7893	1/31/2012	32.73
52001400	M&S Oper TD	CC	7893	1/31/2012	15.00
52001400	M&S Oper TD	CC	7893	1/31/2012	8.44
52001400	M&S Oper TD	CC	7893	1/31/2012	21.19
52001400	M&S Oper TD	CC	7893	1/31/2012	74.98
52001400	M&S Oper TD	CC	7893	1/31/2012	140.85
52001400	M&S Oper TD	CC	7893	1/31/2012	37.23
52001400	M&S Oper TD	CC	7893	1/31/2012	108.56
52001400	M&S Oper TD	CC	7893	1/31/2012	30.69
52001400	M&S Oper TD	CC	7893	1/31/2012	27.73
52001400	M&S Oper TD	CC	7893	1/31/2012	45.40
52001400	M&S Oper TD	CC	7893	1/31/2012	4.20
52001400	M&S Oper TD	CC	7893	1/31/2012	31.76
52001400	M&S Oper TD	CC	7893	1/31/2012	65.88
52001400	M&S Oper TD	CC	7893	1/31/2012	4.20
52001400	M&S Oper TD	JE	50000	1/31/2012	4,263.03
52001400	M&S Oper TD	JE	50000	1/31/2012	602.91
52001400	M&S Oper TD	JE	50000	1/31/2012	4.20
52001400	M&S Oper TD	JE	50000	1/31/2012	506.74
52001400	M&S Oper TD	JE	50000	1/31/2012	42.29
52001600	M&S Oper AG	CC	7893	1/31/2012	27.51
52001600	M&S Oper AG	CC	7893	1/31/2012	8.47
52001600	M&S Oper AG	JE	50000	1/31/2012	308.03
52001600	M&S Oper AG	JE	50000	1/31/2012	13.99
52001600	M&S Oper AG	JE	601	1/31/2012	5,072.10
52001600	M&S Oper AG	JE	160	1/31/2012	1,724.31
52501300	Misc Oper WT	CC	7893	1/31/2012	219.23
52501300	Misc Oper WT	CC	7893	1/31/2012	9.12
52501300	Misc Oper WT	CC	7893	1/31/2012	76.59
52501300	Misc Oper WT	CC	7893	1/31/2012	7.77
52501300	Misc Oper WT	CC	7893	1/31/2012	304.80
52501300	Misc Oper WT	JE	50000	1/31/2012	22.76
52501300	Misc Oper WT	JE	50000	1/31/2012	136.25
52501300	Misc Oper WT	JE	50000	1/31/2012	705.26
52501300	Misc Oper WT	JE	50000	1/31/2012	118.40
52501300	Misc Oper WT	JE	50000	1/31/2012	518.62
52501400	Misc Oper TD	CC	7893	1/31/2012	6.30
52501400	Misc Oper TD	CC	7893	1/31/2012	105.00
52501400	Misc Oper TD	CC	7893	1/31/2012	23.26
52501400	Misc Oper TD	CC	7893	1/31/2012	105.00
52501400	Misc Oper TD	CC	7893	1/31/2012	111.30
52501400	Misc Oper TD	CC	7893	1/31/2012	109.70
52501400	Misc Oper TD	RI	10174865	1/31/2012	(6,474.29)
52501400	Misc Oper TD	JE	50000	1/31/2012	3,224.21
52501400	Misc Oper TD	JE	148	1/31/2012	91.86
52501400	Misc Oper TD	JE	160	1/31/2012	1,343.25
52501600	Misc Oper AG	CC	7893	1/31/2012	5.00
52501600	Misc Oper AG	CC	7893	1/31/2012	90.50
52501600	Misc Oper AG	CC	7893	1/31/2012	14.58
52501600	Misc Oper AG	CC	7893	1/31/2012	106.00
52501600	Misc Oper AG	JE	50000	1/31/2012	67.84



Kentucky American Water Company  
Case No. 2012-00520  
Response to PSC DR1, Item 31

Account	Description	Doc Type	Document Number	Posting Date	Amount
52501600	Misc Oper AG	JE	50000	1/31/2012	621.05
52501600	Misc Oper AG	JE	332	1/31/2012	163.30
52501600	Misc Oper AG	JE	333	1/31/2012	202.65
52501600	Misc Oper AG	JE	160	1/31/2012	23,468.56
52510015	Bank Svc Charges-CA	JE	140	1/31/2012	14,113.57
52510015	Bank Svc Charges-CA	JE	141	1/31/2012	17,244.34
52510016	Bank Svc Charges-AG	JE	105	1/31/2012	0.12
52510016	Bank Svc Charges-AG	JE	105	1/31/2012	0.05
52520000	Collection Agencies	JE	30991136	1/31/2012	(14.63)
52520000	Collection Agencies	JE	316	1/31/2012	7,123.87
52520000	Collection Agencies	JE	334	1/31/2012	(90.61)
52520000	Collection Agencies	JE	334	1/31/2012	1,890.14
52520000	Collection Agencies	JE	334	1/31/2012	255.97
52522000	Community Relations	CC	7893	1/31/2012	75.21
52522000	Community Relations	JR	223	1/31/2012	646.01
52524000	Co Dues/Mmbrshp Ded	JR	1209	1/31/2012	427.08
52524000	Co Dues/Mmbrshp Ded	JR	1212	1/31/2012	3,800.50
52524000	Co Dues/Mmbrshp Ded	CC	7893	1/31/2012	66.00
52524000	Co Dues/Mmbrshp Ded	CC	7893	1/31/2012	65.99
52524000	Co Dues/Mmbrshp Ded	CC	7893	1/31/2012	65.99
52524000	Co Dues/Mmbrshp Ded	CC	7893	1/31/2012	66.02
52524000	Co Dues/Mmbrshp Ded	CC	7893	1/31/2012	100.00
52524000	Co Dues/Mmbrshp Ded	CC	7893	1/31/2012	400.00
52524000	Co Dues/Mmbrshp Ded	CC	7893	1/31/2012	35.00
52524000	Co Dues/Mmbrshp Ded	JE	50000	1/31/2012	50.00
52524000	Co Dues/Mmbrshp Ded	JE	50000	1/31/2012	182.00
52524000	Co Dues/Mmbrshp Ded	JR	200	1/31/2012	224.61
52524000	Co Dues/Mmbrshp Ded	JR	213	1/31/2012	532.11
52524000	Co Dues/Mmbrshp Ded	JE	30991101	1/31/2012	66.00
52524000	Co Dues/Mmbrshp Ded	JE	12120106	1/31/2012	(5,278.00)
52524000	Co Dues/Mmbrshp Ded	JE	12120106	1/31/2012	(430.00)
52524000	Co Dues/Mmbrshp Ded	JE	12120106	1/31/2012	(495.00)
52524000	Co Dues/Mmbrshp Ded	JE	12120106	1/31/2012	(500.00)
52524000	Co Dues/Mmbrshp Ded	JE	12120106	1/31/2012	5,278.00
52524000	Co Dues/Mmbrshp Ded	JE	12120106	1/31/2012	430.00
52524000	Co Dues/Mmbrshp Ded	JE	12120106	1/31/2012	495.00
52524000	Co Dues/Mmbrshp Ded	JE	12120106	1/31/2012	500.00
52526100	Credit Line Fees I/C	JE	129	1/31/2012	29.63
52526100	Credit Line Fees I/C	JE	125	1/31/2012	1,520.36
52532013	Electricity WT	JE	155	1/31/2012	40.17
52532013	Electricity WT	JE	155	1/31/2012	57.35
52532013	Electricity WT	JE	155	1/31/2012	146.69
52532014	Electricity TD	EE	4474367	1/31/2012	123.30
52532014	Electricity TD	EE	4474367	1/31/2012	15.24
52532014	Electricity TD	JE	155	1/31/2012	4,315.44
52532014	Electricity TD	JE	155	1/31/2012	836.88
52532016	Electricity AG	JE	155	1/31/2012	6,049.51
52532016	Electricity AG	JE	155	1/31/2012	672.09
52534000	Employee Expenses	CC	7893	1/31/2012	22.00
52534000	Employee Expenses	CC	7893	1/31/2012	192.90
52534000	Employee Expenses	CC	7893	1/31/2012	293.40
52534000	Employee Expenses	CC	7893	1/31/2012	233.09
52534000	Employee Expenses	CC	7893	1/31/2012	20.00
52534000	Employee Expenses	CC	7893	1/31/2012	350.65
52534000	Employee Expenses	CC	7893	1/31/2012	20.00
52534000	Employee Expenses	CC	7893	1/31/2012	116.21
52534000	Employee Expenses	CC	7893	1/31/2012	150.00
52534000	Employee Expenses	CC	7893	1/31/2012	26.00
52534000	Employee Expenses	CC	7893	1/31/2012	263.41
52534000	Employee Expenses	CC	7893	1/31/2012	137.06
52534000	Employee Expenses	CC	7893	1/31/2012	5.00
52534000	Employee Expenses	CC	7893	1/31/2012	212.10
52534000	Employee Expenses	CC	7893	1/31/2012	139.80
52534000	Employee Expenses	CC	7893	1/31/2012	5.00
52534000	Employee Expenses	CC	7893	1/31/2012	213.60
52534000	Employee Expenses	CC	7893	1/31/2012	10.00
52534000	Employee Expenses	CC	7893	1/31/2012	428.30
52534000	Employee Expenses	CC	7893	1/31/2012	25.00
52534000	Employee Expenses	CC	7893	1/31/2012	1.50
52534000	Employee Expenses	CC	7893	1/31/2012	5.00
52534000	Employee Expenses	CC	7893	1/31/2012	429.80
52534000	Employee Expenses	CC	7893	1/31/2012	150.00
52534000	Employee Expenses	CC	7893	1/31/2012	53.64
52534000	Employee Expenses	CC	7893	1/31/2012	42.00
52534000	Employee Expenses	CC	7893	1/31/2012	12.00
52534000	Employee Expenses	CC	7893	1/31/2012	241.98
52534000	Employee Expenses	CC	7893	1/31/2012	25.00

Kentucky American Water Company  
Case No. 2012-00520  
Response to PSC DR1, Item 31

Account	Description	Doc Type	Document Number	Posting Date	Amount
52534000	Employee Expenses	CC	7893	1/31/2012	527.64
52534000	Employee Expenses	CC	7893	1/31/2012	279.23
52534000	Employee Expenses	CC	7906	1/31/2012	518.40
52534000	Employee Expenses	CC	7906	1/31/2012	25.00
52534000	Employee Expenses	JE	50000	1/31/2012	1,058.36
52534000	Employee Expenses	JE	50000	1/31/2012	1,995.00
52534000	Employee Expenses	JE	50000	1/31/2012	52.98
52534000	Employee Expenses	JE	50000	1/31/2012	3,311.76
52534000	Employee Expenses	JE	50000	1/31/2012	17.58
52534200	Conferences & Reg	CC	7893	1/31/2012	1,075.00
52534200	Conferences & Reg	JE	50000	1/31/2012	150.00
52534200	Conferences & Reg	JE	50000	1/31/2012	190.00
52534200	Conferences & Reg	JR	215	1/31/2012	216.40
52535000	Meals Deductible	CC	7893	1/31/2012	17.86
52535000	Meals Deductible	CC	7893	1/31/2012	25.39
52535000	Meals Deductible	CC	7893	1/31/2012	50.58
52535000	Meals Deductible	CC	7893	1/31/2012	11.34
52535000	Meals Deductible	CC	7893	1/31/2012	20.30
52535000	Meals Deductible	CC	7893	1/31/2012	32.03
52535000	Meals Deductible	CC	7893	1/31/2012	8.46
52535000	Meals Deductible	CC	7893	1/31/2012	83.48
52535000	Meals Deductible	CC	7893	1/31/2012	8.08
52535000	Meals Deductible	CC	7893	1/31/2012	16.32
52535000	Meals Deductible	CC	7893	1/31/2012	37.10
52535000	Meals Deductible	CC	7893	1/31/2012	7.09
52535000	Meals Deductible	CC	7893	1/31/2012	6.54
52535000	Meals Deductible	CC	7893	1/31/2012	17.21
52535000	Meals Deductible	CC	7893	1/31/2012	24.77
52535000	Meals Deductible	CC	7893	1/31/2012	49.92
52535000	Meals Deductible	CC	7893	1/31/2012	20.66
52535000	Meals Deductible	CC	7893	1/31/2012	61.69
52535000	Meals Deductible	CC	7893	1/31/2012	26.01
52535000	Meals Deductible	CC	7893	1/31/2012	19.04
52535000	Meals Deductible	CC	7893	1/31/2012	16.24
52535000	Meals Deductible	CC	7893	1/31/2012	21.28
52535000	Meals Deductible	CC	7893	1/31/2012	7.95
52535000	Meals Deductible	CC	7893	1/31/2012	44.46
52535000	Meals Deductible	CC	7893	1/31/2012	5.91
52535000	Meals Deductible	CC	7893	1/31/2012	117.10
52535000	Meals Deductible	CC	7893	1/31/2012	19.26
52535000	Meals Deductible	CC	7893	1/31/2012	20.94
52535000	Meals Deductible	CC	7893	1/31/2012	36.00
52535000	Meals Deductible	CC	7893	1/31/2012	8.01
52535000	Meals Deductible	CC	7893	1/31/2012	19.03
52535000	Meals Deductible	CC	7893	1/31/2012	28.94
52535000	Meals Deductible	CC	7893	1/31/2012	22.07
52535000	Meals Deductible	CC	7893	1/31/2012	422.06
52535000	Meals Deductible	CC	7893	1/31/2012	15.22
52535000	Meals Deductible	CC	7893	1/31/2012	45.26
52535000	Meals Deductible	CC	7893	1/31/2012	60.13
52535000	Meals Deductible	CC	7893	1/31/2012	20.40
52535000	Meals Deductible	CC	7893	1/31/2012	58.80
52535000	Meals Deductible	CC	7893	1/31/2012	5.29
52535000	Meals Deductible	CC	7893	1/31/2012	88.20
52535000	Meals Deductible	CC	7893	1/31/2012	14.06
52535000	Meals Deductible	CC	7893	1/31/2012	11.10
52535000	Meals Deductible	CC	7893	1/31/2012	53.77
52535000	Meals Deductible	CC	7893	1/31/2012	18.00
52535000	Meals Deductible	CC	7893	1/31/2012	13.34
52535000	Meals Deductible	CC	7893	1/31/2012	11.16
52535000	Meals Deductible	CC	7893	1/31/2012	11.16
52535000	Meals Deductible	CC	7893	1/31/2012	22.34
52535000	Meals Deductible	CC	7893	1/31/2012	27.05
52535000	Meals Deductible	CC	7893	1/31/2012	13.17
52535000	Meals Deductible	CC	7893	1/31/2012	26.90
52535000	Meals Deductible	CC	7893	1/31/2012	19.93
52535000	Meals Deductible	CC	7893	1/31/2012	151.53
52535000	Meals Deductible	CC	7893	1/31/2012	24.02
52535000	Meals Deductible	CC	7893	1/31/2012	10.53
52535000	Meals Deductible	CC	7906	1/31/2012	15.89
52535000	Meals Deductible	CC	7906	1/31/2012	2.76
52535000	Meals Deductible	CC	7906	1/31/2012	2.66
52535000	Meals Deductible	CC	7906	1/31/2012	45.00
52535000	Meals Deductible	CC	7906	1/31/2012	15.00
52535000	Meals Deductible	CC	7906	1/31/2012	4.62
52535000	Meals Deductible	JE	50000	1/31/2012	398.08
52535000	Meals Deductible	JE	50000	1/31/2012	150.70

Kentucky American Water Company  
Case No. 2012-00520  
Response to PSC DR1, Item 31

Account	Description	Doc Type	Document Number	Posting Date	Amount
52535000	Meals Deductible	JE	50000	1/31/2012	3,187.15
52535000	Meals Deductible	JE	50000	1/31/2012	30.00
52535000	Meals Deductible	JE	50000	1/31/2012	18.02
52542015	Forms CA	JE	300	1/31/2012	33,812.14
52548014	Heating Oil/Gas TD	JE	155	1/31/2012	3,337.34
52548014	Heating Oil/Gas TD	JE	155	1/31/2012	163.46
52548016	Heating Oil/Gas AG	JE	155	1/31/2012	1,833.20
52550013	Janitorial WT	CC	7893	1/31/2012	85.61
52550013	Janitorial WT	CC	7893	1/31/2012	17.94
52550013	Janitorial WT	CC	7893	1/31/2012	71.14
52550014	Janitorial TD	JE	50000	1/31/2012	41.61
52550014	Janitorial TD	JE	50000	1/31/2012	12.19
52550016	Janitorial AG	JE	50000	1/31/2012	25.34
52550016	Janitorial AG	JE	50000	1/31/2012	47.85
52550016	Janitorial AG	JE	50000	1/31/2012	25.34
52554500	Lab Supplies	CC	7893	1/31/2012	16.83
52554500	Lab Supplies	CC	7893	1/31/2012	962.48
52554500	Lab Supplies	CC	7893	1/31/2012	30.75
52554500	Lab Supplies	CC	7893	1/31/2012	1,654.61
52554500	Lab Supplies	CC	7893	1/31/2012	(621.05)
52554500	Lab Supplies	CC	7893	1/31/2012	267.42
52554500	Lab Supplies	CC	7893	1/31/2012	270.81
52554500	Lab Supplies	CC	7893	1/31/2012	33.44
52554500	Lab Supplies	CC	7893	1/31/2012	30.11
52554500	Lab Supplies	CC	7893	1/31/2012	899.45
52554500	Lab Supplies	CC	7893	1/31/2012	564.65
52554500	Lab Supplies	CC	7893	1/31/2012	137.59
52554500	Lab Supplies	CC	7893	1/31/2012	180.15
52554500	Lab Supplies	CC	7893	1/31/2012	324.75
52554500	Lab Supplies	CC	7893	1/31/2012	146.66
52554500	Lab Supplies	JE	50000	1/31/2012	1,225.55
52562013	Off&Adm Supplies WT	CC	7893	1/31/2012	115.07
52562013	Off&Adm Supplies WT	CC	7893	1/31/2012	19.07
52562013	Off&Adm Supplies WT	CC	7893	1/31/2012	38.37
52562013	Off&Adm Supplies WT	CC	7893	1/31/2012	60.44
52562013	Off&Adm Supplies WT	CC	7893	1/31/2012	33.90
52562013	Off&Adm Supplies WT	CC	7893	1/31/2012	112.35
52562013	Off&Adm Supplies WT	CC	7893	1/31/2012	109.17
52562013	Off&Adm Supplies WT	CC	7893	1/31/2012	82.66
52562013	Off&Adm Supplies WT	CC	7893	1/31/2012	20.61
52562013	Off&Adm Supplies WT	CC	7893	1/31/2012	40.05
52562013	Off&Adm Supplies WT	CC	7893	1/31/2012	155.13
52562013	Off&Adm Supplies WT	CC	7893	1/31/2012	20.10
52562013	Off&Adm Supplies WT	CC	7893	1/31/2012	38.68
52562013	Off&Adm Supplies WT	CC	7893	1/31/2012	20.10
52562013	Off&Adm Supplies WT	JE	50000	1/31/2012	182.49
52562014	Off&Adm Supplies TD	CC	7893	1/31/2012	10.59
52562014	Off&Adm Supplies TD	CC	7893	1/31/2012	248.28
52562014	Off&Adm Supplies TD	CC	7893	1/31/2012	105.26
52562016	Off&Adm Supplies AG	CC	7893	1/31/2012	5.81
52562016	Off&Adm Supplies AG	CC	7893	1/31/2012	13.40
52562016	Off&Adm Supplies AG	CC	7893	1/31/2012	5.18
52562016	Off&Adm Supplies AG	CC	7893	1/31/2012	43.94
52562016	Off&Adm Supplies AG	CC	7893	1/31/2012	13.40
52562016	Off&Adm Supplies AG	CC	7893	1/31/2012	16.68
52562016	Off&Adm Supplies AG	CC	7893	1/31/2012	8.80
52562016	Off&Adm Supplies AG	JE	50000	1/31/2012	879.10
52562016	Off&Adm Supplies AG	JE	50000	1/31/2012	191.67
52562516	Overnight Shippng AG	CC	7893	1/31/2012	14.18
52566015	Postage CA	JE	125	1/31/2012	54,139.93
52567000	Relocation Expenses	JE	850	1/31/2012	250.00
52568000	Research & Develop	JR	211	1/31/2012	1,517.61
52568000	Research & Develop	JR	216	1/31/2012	73.70
52571100	Add'l Security Costs	JE	601	1/31/2012	2,668.64
52571100	Add'l Security Costs	JE	601	1/31/2012	715.20
52571100	Add'l Security Costs	JE	160	1/31/2012	2,668.64
52571100	Add'l Security Costs	JE	160	1/31/2012	2,668.64
52571100	Add'l Security Costs	JE	160	1/31/2012	2,506.28
52571500	Software Licenses	CC	7906	1/31/2012	2,400.90
52571500	Software Licenses	JR	208	1/31/2012	1,378.38
52571500	Software Licenses	JR	210	1/31/2012	472.67
52571500	Software Licenses	JR	212	1/31/2012	286.35
52571500	Software Licenses	JR	217	1/31/2012	38.33
52571500	Software Licenses	JR	218	1/31/2012	2.38
52571500	Software Licenses	JR	219	1/31/2012	23.50
52571500	Software Licenses	JR	222	1/31/2012	85.29
52571500	Software Licenses	JR	224	1/31/2012	240.11

Kentucky American Water Company  
Case No. 2012-00520  
Response to PSC DR1, Item 31

Account	Description	Doc Type	Document Number	Posting Date	Amount
52574015	Telephone CA	TC	30990565	1/31/2012	49.81
52574015	Telephone CA	TC	30990568	1/31/2012	425.79
52574015	Telephone CA	TC	30990622	1/31/2012	1,641.05
52574015	Telephone CA	TC	30990622	1/31/2012	1,100.82
52574015	Telephone CA	JE	148	1/31/2012	953.18
52574016	Telephone AG	TC	30990535	1/31/2012	29.11
52574016	Telephone AG	TC	30990568	1/31/2012	108.94
52574016	Telephone AG	TC	30990620	1/31/2012	360.85
52574016	Telephone AG	TC	30990620	1/31/2012	360.85
52574016	Telephone AG	TC	30990620	1/31/2012	360.85
52574016	Telephone AG	JE	148	1/31/2012	2.53
52574016	Telephone AG	JE	148	1/31/2012	4.41
52574016	Telephone AG	JE	148	1/31/2012	248.14
52574016	Telephone AG	JE	148	1/31/2012	46.30
52574016	Telephone AG	JE	148	1/31/2012	328.93
52574016	Telephone AG	JE	148	1/31/2012	957.76
52574016	Telephone AG	JE	148	1/31/2012	61.42
52574113	Cell Phone WT	JE	148	1/31/2012	50.85
52574114	Cell Phone TD	JE	148	1/31/2012	6.12
52574114	Cell Phone TD	JE	148	1/31/2012	244.22
52574116	Cell Phone AG	CC	7893	1/31/2012	31.75
52574116	Cell Phone AG	JE	148	1/31/2012	395.69
52574116	Cell Phone AG	JE	148	1/31/2012	478.59
52574116	Cell Phone AG	JE	148	1/31/2012	48.86
52574116	Cell Phone AG	JE	148	1/31/2012	103.39
52574116	Cell Phone AG	JE	148	1/31/2012	53.33
52574116	Cell Phone AG	JE	148	1/31/2012	55.30
52574116	Cell Phone AG	JE	148	1/31/2012	903.06
52574116	Cell Phone AG	JE	148	1/31/2012	2,221.94
52574116	Cell Phone AG	JE	148	1/31/2012	246.44
52574116	Cell Phone AG	JE	148	1/31/2012	122.77
52574116	Cell Phone AG	JE	148	1/31/2012	47.86
52574116	Cell Phone AG	JE	148	1/31/2012	61.25
52574116	Cell Phone AG	JE	148	1/31/2012	179.53
52574116	Cell Phone AG	JE	148	1/31/2012	187.65
52578013	Trash Removal WT	CC	7893	1/31/2012	105.70
52582013	Uniforms WT	CC	7893	1/31/2012	68.37
52582013	Uniforms WT	CC	7893	1/31/2012	51.64
52582013	Uniforms WT	CC	7893	1/31/2012	43.36
52582013	Uniforms WT	CC	7893	1/31/2012	114.40
52582013	Uniforms WT	CC	7893	1/31/2012	68.37
52582013	Uniforms WT	CC	7893	1/31/2012	51.64
52582013	Uniforms WT	CC	7893	1/31/2012	63.23
52582013	Uniforms WT	CC	7893	1/31/2012	51.64
52582013	Uniforms WT	CC	7893	1/31/2012	68.37
52582013	Uniforms WT	CC	7893	1/31/2012	44.00
52582013	Uniforms WT	CC	7893	1/31/2012	43.36
52582013	Uniforms WT	CC	7893	1/31/2012	4.73
52582013	Uniforms WT	CC	7893	1/31/2012	24.93
52582013	Uniforms WT	CC	7893	1/31/2012	68.37
52582013	Uniforms WT	CC	7893	1/31/2012	51.64
52582013	Uniforms WT	CC	7893	1/31/2012	43.86
52582013	Uniforms WT	CC	7893	1/31/2012	24.93
52582013	Uniforms WT	CC	7893	1/31/2012	4.73
52582013	Uniforms WT	JE	50000	1/31/2012	111.30
52582013	Uniforms WT	JE	50000	1/31/2012	68.37
52582013	Uniforms WT	JE	50000	1/31/2012	162.94
52582013	Uniforms WT	JE	50000	1/31/2012	167.05
52582013	Uniforms WT	JE	50000	1/31/2012	24.93
52582013	Uniforms WT	JE	50000	1/31/2012	4.73
52582014	Uniforms TD	CC	7893	1/31/2012	60.41
52582014	Uniforms TD	CC	7893	1/31/2012	374.99
52582014	Uniforms TD	CC	7893	1/31/2012	112.35
52582014	Uniforms TD	CC	7893	1/31/2012	42.17
52582014	Uniforms TD	CC	7893	1/31/2012	233.18
52582014	Uniforms TD	CC	7893	1/31/2012	317.69
52582014	Uniforms TD	CC	7893	1/31/2012	105.46
52582014	Uniforms TD	CC	7893	1/31/2012	210.71
52582014	Uniforms TD	CC	7893	1/31/2012	40.57
52582014	Uniforms TD	CC	7893	1/31/2012	40.57
52582014	Uniforms TD	CC	7893	1/31/2012	254.67
52582014	Uniforms TD	CC	7893	1/31/2012	20.94
52582014	Uniforms TD	CC	7893	1/31/2012	66.00
52582014	Uniforms TD	CC	7893	1/31/2012	40.81
52582014	Uniforms TD	JE	50000	1/31/2012	601.55
52582014	Uniforms TD	JE	50000	1/31/2012	20.94
52582014	Uniforms TD	JE	30991101	1/31/2012	(66.00)

Kentucky American Water Company  
Case No. 2012-00520  
Response to PSC DR1, Item 31

Account	Description	Doc Type	Document Number	Posting Date	Amount
52585000	Discounts Available	PN	7750	1/31/2012	(27.70)
52585000	Discounts Available	PN	7750	1/31/2012	(3.87)
52585000	Discounts Available	PU	17300	1/31/2012	(3.13)
53150013	Contr Svc-Other WT	JE	12120102	1/31/2012	(1,954.00)
53150013	Contr Svc-Other WT	JE	12120102	1/31/2012	(6,763.00)
53150013	Contr Svc-Other WT	JE	12120102	1/31/2012	(2,452.00)
53150013	Contr Svc-Other WT	JR	1200	1/31/2012	905.00
53150013	Contr Svc-Other WT	JR	1200	1/31/2012	162.83
53150013	Contr Svc-Other WT	JR	1200	1/31/2012	1,862.92
53150013	Contr Svc-Other WT	JR	1200	1/31/2012	474.17
53150013	Contr Svc-Other WT	JR	1200	1/31/2012	725.92
53150013	Contr Svc-Other WT	JR	1200	1/31/2012	563.58
53150013	Contr Svc-Other WT	JR	1200	1/31/2012	204.33
53150013	Contr Svc-Other WT	CC	7893	1/31/2012	800.53
53150013	Contr Svc-Other WT	CC	7893	1/31/2012	65.00
53150013	Contr Svc-Other WT	JE	600	1/31/2012	5,280.00
53150013	Contr Svc-Other WT	JE	601	1/31/2012	5,280.00
53150014	Contr Svc-Other TD	JE	601	1/31/2012	497.55
53150014	Contr Svc-Other TD	JE	601	1/31/2012	2,230.00
53150014	Contr Svc-Other TD	JE	160	1/31/2012	2,424.60
53150014	Contr Svc-Other TD	JE	160	1/31/2012	1,500.00
53150015	Contr Svc-Other CA	CC	7893	1/31/2012	1,218.00
53150015	Contr Svc-Other CA	JE	148	1/31/2012	609.41
53150015	Contr Svc-Other CA	JE	330	1/31/2012	2,607.68
53150016	Contr Svc-Other AG	CC	7893	1/31/2012	74.27
53150016	Contr Svc-Other AG	JE	877	1/31/2012	7,964.79
53150016	Contr Svc-Other AG	JE	50000	1/31/2012	160.00
53150016	Contr Svc-Other AG	JE	317	1/31/2012	287.30
53150016	Contr Svc-Other AG	JE	160	1/31/2012	1,135.83
53151014	Contr Svc-Temp EE TD	JE	601	1/31/2012	1,537.60
53151014	Contr Svc-Temp EE TD	JE	601	1/31/2012	3,520.00
53151015	Contr Svc-Temp EE CA	JE	160	1/31/2012	2,526.50
53151015	Contr Svc-Temp EE CA	JE	160	1/31/2012	3,447.62
53151015	Contr Svc-Temp EE CA	JE	160	1/31/2012	3,362.97
53151015	Contr Svc-Temp EE CA	JE	160	1/31/2012	3,224.32
53151015	Contr Svc-Temp EE CA	JE	160	1/31/2012	2,877.93
53152000	Contr Svc-Lab Testng	CC	7893	1/31/2012	90.00
53152000	Contr Svc-Lab Testng	CC	7893	1/31/2012	877.00
53152000	Contr Svc-Lab Testng	JE	50000	1/31/2012	140.00
53152000	Contr Svc-Lab Testng	JE	50000	1/31/2012	1,436.00
53152000	Contr Svc-Lab Testng	JE	50000	1/31/2012	101.00
53154000	Contr Svc-Audit Fees	JR	275	1/31/2012	7,779.00
53155000	Contr Svc-Legal	JE	175	1/31/2012	50,882.95
53155000	Contr Svc-Legal	JE	175	1/31/2012	3,154.70
53155000	Contr Svc-Legal	JE	175	1/31/2012	148.00
53155000	Contr Svc-Legal	JE	175	1/31/2012	3,941.99
53155000	Contr Svc-Legal	JE	175	1/31/2012	400.00
53409999	AWWSC Conversion	JB	30991421	1/31/2012	6,759.61
53409999	AWWSC Conversion	JB	30991421	1/31/2012	11,820.47
53409999	AWWSC Conversion	JB	30991421	1/31/2012	54,820.52
53409999	AWWSC Conversion	JB	30991421	1/31/2012	24,365.95
53409999	AWWSC Conversion	JB	30991421	1/31/2012	27,776.35
53409999	AWWSC Conversion	JB	30991421	1/31/2012	21,056.75
53409999	AWWSC Conversion	JB	30991421	1/31/2012	24,295.81
53409999	AWWSC Conversion	JB	30991421	1/31/2012	12,862.89
53409999	AWWSC Conversion	JB	30991421	1/31/2012	58.33
53409999	AWWSC Conversion	JB	30991421	1/31/2012	3,765.83
53409999	AWWSC Conversion	JB	30991421	1/31/2012	1,980.54
53409999	AWWSC Conversion	JB	30991421	1/31/2012	2,859.09
53409999	AWWSC Conversion	JB	30991421	1/31/2012	52,850.69
53409999	AWWSC Conversion	JB	30991421	1/31/2012	184,842.12
53409999	AWWSC Conversion	JB	30991421	1/31/2012	166,033.97
53409999	AWWSC Conversion	JB	30991421	1/31/2012	10,691.82
53409999	AWWSC Conversion	JB	30991421	1/31/2012	15,786.44
53409999	AWWSC Conversion	JB	30991421	1/31/2012	4,040.67
53409999	AWWSC Conversion	JB	30991421	1/31/2012	55,062.19
54140016	Rents-Equip AG	JE	160	1/31/2012	5,896.37
54140016	Rents-Equip AG	JE	160	1/31/2012	1,096.17
55000016	Trans Oper AG	CC	7893	1/31/2012	60.85
55000016	Trans Oper AG	CC	7893	1/31/2012	16.23
55000016	Trans Oper AG	CC	7893	1/31/2012	43.63
55000016	Trans Oper AG	CC	7893	1/31/2012	34.96
55000016	Trans Oper AG	CC	7893	1/31/2012	15.91
55000016	Trans Oper AG	CC	7893	1/31/2012	30.01
55000016	Trans Oper AG	CC	7893	1/31/2012	24.44
55010200	Trans Lease Fuel	JE	242	1/31/2012	17.00
55010200	Trans Lease Fuel	JE	242	1/31/2012	40.00

Kentucky American Water Company  
Case No. 2012-00520  
Response to PSC DR1, Item 31

Account	Description	Doc Type	Document Number	Posting Date	Amount
55010200	Trans Lease Fuel	JE	242	1/31/2012	591.54
55010200	Trans Lease Fuel	JE	242	1/31/2012	85.13
55010200	Trans Lease Fuel	JE	242	1/31/2012	5,525.67
55010200	Trans Lease Fuel	JE	242	1/31/2012	250.99
55010200	Trans Lease Fuel	JE	242	1/31/2012	143.95
55010200	Trans Lease Fuel	JE	242	1/31/2012	69.00
55010200	Trans Lease Fuel	JE	242	1/31/2012	201.05
55010200	Trans Lease Fuel	JE	242	1/31/2012	288.89
55010200	Trans Lease Fuel	JE	242	1/31/2012	98.19
55010200	Trans Lease Fuel	JE	242	1/31/2012	565.45
55010200	Trans Lease Fuel	JE	240	1/31/2012	63.97
55010200	Trans Lease Fuel	JE	240	1/31/2012	120.30
55010200	Trans Lease Fuel	JE	240	1/31/2012	2,249.43
55010200	Trans Lease Fuel	JE	240	1/31/2012	327.88
55010200	Trans Lease Fuel	JE	240	1/31/2012	20,579.89
55010200	Trans Lease Fuel	JE	240	1/31/2012	778.91
55010200	Trans Lease Fuel	JE	240	1/31/2012	594.59
55010200	Trans Lease Fuel	JE	240	1/31/2012	225.50
55010200	Trans Lease Fuel	JE	240	1/31/2012	621.42
55010200	Trans Lease Fuel	JE	240	1/31/2012	1,637.38
55010200	Trans Lease Fuel	JE	240	1/31/2012	276.56
55010200	Trans Lease Fuel	JE	240	1/31/2012	2,911.22
55010200	Trans Lease Fuel	JE	240	1/31/2012	97.07
55010300	Trans Lease Maint	JE	241	1/31/2012	61.00
55010300	Trans Lease Maint	JE	241	1/31/2012	1,171.00
55010300	Trans Lease Maint	JE	241	1/31/2012	179.00
55010300	Trans Lease Maint	JE	240	1/31/2012	4.00
55010300	Trans Lease Maint	JE	240	1/31/2012	186.31
55010300	Trans Lease Maint	JE	240	1/31/2012	2,243.52
55010300	Trans Lease Maint	JE	240	1/31/2012	231.81
55010300	Trans Lease Maint	JE	240	1/31/2012	14,724.68
55010300	Trans Lease Maint	JE	240	1/31/2012	508.88
55010300	Trans Lease Maint	JE	240	1/31/2012	884.08
55010300	Trans Lease Maint	JE	240	1/31/2012	18.59
55010300	Trans Lease Maint	JE	240	1/31/2012	186.77
55010300	Trans Lease Maint	JE	240	1/31/2012	158.00
55010300	Trans Lease Maint	JE	240	1/31/2012	5.00
55010300	Trans Lease Maint	JE	240	1/31/2012	3,292.87
55010300	Trans Lease Maint	JE	240	1/31/2012	123.40
55010300	Trans Lease Maint	JE	245	1/31/2012	773.92
55710000	Ins General Liabilty	JR	101	1/31/2012	187.83
55710000	Ins General Liabilty	JR	102	1/31/2012	187.32
55710000	Ins General Liabilty	JR	107	1/31/2012	151.44
55710000	Ins General Liabilty	JR	109	1/31/2012	523.73
55710000	Ins General Liabilty	JR	113	1/31/2012	4,510.47
55710000	Ins General Liabilty	JR	114	1/31/2012	824.99
55710000	Ins General Liabilty	JR	119	1/31/2012	782.78
55710000	Ins General Liabilty	JR	125	1/31/2012	412.95
55710000	Ins General Liabilty	JR	128	1/31/2012	66.42
55720000	Ins Work Comp	JR	112	1/31/2012	13,570.32
55720000	Ins Work Comp	JR	2007	1/31/2012	94.99
55720000	Ins Work Comp	JR	2007	1/31/2012	(94.99)
55730000	Ins Other	JR	100	1/31/2012	8.82
55730000	Ins Other	JR	103	1/31/2012	58.42
55730000	Ins Other	JR	104	1/31/2012	51.33
55730000	Ins Other	JR	110	1/31/2012	538.90
55730000	Ins Other	JR	116	1/31/2012	9,561.52
56610000	Reg Exp-Amort	JR	700	1/31/2012	16,565.87
56620000	Reg Exp-Depr Stdy	JR	800	1/31/2012	561.46
56620000	Reg Exp-Depr Stdy	JR	900	1/31/2012	617.21
57010015	Uncoll Accts Exp CA	JE	12120101	1/31/2012	(446.31)
57010015	Uncoll Accts Exp CA	JE	12120101	1/31/2012	1,000.00
57010015	Uncoll Accts Exp CA	JE	30990844	1/31/2012	(91.97)
57010015	Uncoll Accts Exp CA	JE	30990844	1/31/2012	(250.16)
57010015	Uncoll Accts Exp CA	JE	100	1/31/2012	(2,041.17)
57010016	Uncoll Accts Exp AG	JE	260	1/31/2012	6,008.96
62002100	M&S Maint SS	CC	7893	1/31/2012	102.35
62002100	M&S Maint SS	CC	7893	1/31/2012	355.16
62002100	M&S Maint SS	CC	7893	1/31/2012	289.54
62002100	M&S Maint SS	JE	50000	1/31/2012	355.02
62002100	M&S Maint SS	JE	50000	1/31/2012	126.81
62002100	M&S Maint SS	JE	50000	1/31/2012	746.77
62002300	M&S Maint WT	CC	7893	1/31/2012	1,996.55
62002300	M&S Maint WT	CC	7893	1/31/2012	1,469.73
62002300	M&S Maint WT	CC	7893	1/31/2012	24.42
62002300	M&S Maint WT	CC	7893	1/31/2012	496.34
62002300	M&S Maint WT	CC	7893	1/31/2012	304.09

Kentucky American Water Company  
Case No. 2012-00520  
Response to PSC DR1, Item 31

Account	Description	Doc Type	Document Number	Posting Date	Amount
62002300	M&S Maint WT	CC	7893	1/31/2012	89.04
62002300	M&S Maint WT	CC	7893	1/31/2012	768.89
62002300	M&S Maint WT	CC	7893	1/31/2012	59.95
62002300	M&S Maint WT	CC	7893	1/31/2012	46.56
62002300	M&S Maint WT	CC	7893	1/31/2012	414.06
62002300	M&S Maint WT	CC	7893	1/31/2012	150.41
62002300	M&S Maint WT	CC	7893	1/31/2012	103.99
62002300	M&S Maint WT	CC	7893	1/31/2012	22.75
62002300	M&S Maint WT	CC	7893	1/31/2012	621.13
62002300	M&S Maint WT	CC	7893	1/31/2012	56.76
62002300	M&S Maint WT	CC	7893	1/31/2012	144.16
62002300	M&S Maint WT	CC	7893	1/31/2012	460.52
62002300	M&S Maint WT	CC	7893	1/31/2012	21.42
62002300	M&S Maint WT	CC	7893	1/31/2012	252.82
62002300	M&S Maint WT	CC	7893	1/31/2012	290.00
62002300	M&S Maint WT	CC	7893	1/31/2012	50.18
62002300	M&S Maint WT	CC	7893	1/31/2012	58.79
62002300	M&S Maint WT	CC	7893	1/31/2012	160.92
62002300	M&S Maint WT	CC	7893	1/31/2012	24.96
62002300	M&S Maint WT	CC	7893	1/31/2012	8.43
62002300	M&S Maint WT	CC	7893	1/31/2012	12.97
62002300	M&S Maint WT	CC	7893	1/31/2012	296.80
62002300	M&S Maint WT	CC	7893	1/31/2012	935.94
62002300	M&S Maint WT	JE	50000	1/31/2012	1,620.45
62002300	M&S Maint WT	JE	50000	1/31/2012	1,350.71
62002300	M&S Maint WT	JE	50000	1/31/2012	875.16
62002300	M&S Maint WT	JE	50000	1/31/2012	688.64
62002300	M&S Maint WT	JE	50000	1/31/2012	105.26
62002300	M&S Maint WT	JE	600	1/31/2012	2,207.00
62002300	M&S Maint WT	JE	600	1/31/2012	2,983.00
62002300	M&S Maint WT	JE	600	1/31/2012	1,744.00
62002300	M&S Maint WT	JE	601	1/31/2012	2,207.00
62002300	M&S Maint WT	JE	601	1/31/2012	2,983.00
62002300	M&S Maint WT	JE	601	1/31/2012	1,744.00
62002400	M&S Maint TD	IR	712371	1/31/2012	(19.57)
62002400	M&S Maint TD	IR	712371	1/31/2012	(9.10)
62002400	M&S Maint TD	IR	712371	1/31/2012	(46.42)
62002400	M&S Maint TD	IR	712371	1/31/2012	(107.13)
62002400	M&S Maint TD	IR	712371	1/31/2012	(121.17)
62002400	M&S Maint TD	IR	712371	1/31/2012	(14.63)
62002400	M&S Maint TD	IR	712371	1/31/2012	(50.52)
62002400	M&S Maint TD	IR	712371	1/31/2012	(11.96)
62002400	M&S Maint TD	IR	712371	1/31/2012	(44.30)
62002400	M&S Maint TD	IR	712371	1/31/2012	(91.24)
62002400	M&S Maint TD	IR	712371	1/31/2012	(49.90)
62002400	M&S Maint TD	IR	712371	1/31/2012	(41.24)
62002400	M&S Maint TD	IR	712371	1/31/2012	(43.49)
62002400	M&S Maint TD	IR	712371	1/31/2012	(58.06)
62002400	M&S Maint TD	IR	712371	1/31/2012	(86.50)
62002400	M&S Maint TD	IR	712371	1/31/2012	(148.38)
62002400	M&S Maint TD	IR	712371	1/31/2012	(26.67)
62002400	M&S Maint TD	IR	712371	1/31/2012	(11.65)
62002400	M&S Maint TD	IR	712371	1/31/2012	(13.20)
62002400	M&S Maint TD	IR	712371	1/31/2012	(13.73)
62002400	M&S Maint TD	IR	712371	1/31/2012	(17.35)
62002400	M&S Maint TD	IR	712371	1/31/2012	(188.77)
62002400	M&S Maint TD	IR	712371	1/31/2012	(11.96)
62002400	M&S Maint TD	IR	712371	1/31/2012	(110.74)
62002400	M&S Maint TD	IR	712371	1/31/2012	(7.17)
62002400	M&S Maint TD	IR	712371	1/31/2012	(60.43)
62002400	M&S Maint TD	IR	712371	1/31/2012	(25.41)
62002400	M&S Maint TD	IR	712371	1/31/2012	(17.28)
62002400	M&S Maint TD	IR	712371	1/31/2012	(21.87)
62002400	M&S Maint TD	IR	712371	1/31/2012	(10.87)
62002400	M&S Maint TD	IR	712371	1/31/2012	(53.37)
62002400	M&S Maint TD	IR	712371	1/31/2012	(15.73)
62002400	M&S Maint TD	II	712389	1/31/2012	301.73
62002400	M&S Maint TD	II	712389	1/31/2012	43.97
62002400	M&S Maint TD	II	712389	1/31/2012	28.61
62002400	M&S Maint TD	II	712389	1/31/2012	27.30
62002400	M&S Maint TD	II	712389	1/31/2012	123.80
62002400	M&S Maint TD	II	712389	1/31/2012	1,104.41
62002400	M&S Maint TD	II	712389	1/31/2012	85.59
62002400	M&S Maint TD	II	712389	1/31/2012	467.07
62002400	M&S Maint TD	II	712389	1/31/2012	15.30
62002400	M&S Maint TD	II	712389	1/31/2012	363.52
62002400	M&S Maint TD	II	712389	1/31/2012	58.52

Kentucky American Water Company  
Case No. 2012-00520  
Response to PSC DR1, Item 31

Account	Description	Doc Type	Document Number	Posting Date	Amount
62002400	M&S Maint TD	II	712389	1/31/2012	37.89
62002400	M&S Maint TD	II	712389	1/31/2012	53.82
62002400	M&S Maint TD	II	712389	1/31/2012	162.44
62002400	M&S Maint TD	II	712389	1/31/2012	1,116.51
62002400	M&S Maint TD	II	712389	1/31/2012	823.65
62002400	M&S Maint TD	II	712389	1/31/2012	45.62
62002400	M&S Maint TD	II	712389	1/31/2012	2.05
62002400	M&S Maint TD	II	712389	1/31/2012	948.08
62002400	M&S Maint TD	II	712389	1/31/2012	43.49
62002400	M&S Maint TD	II	712389	1/31/2012	225.62
62002400	M&S Maint TD	II	712389	1/31/2012	1,741.69
62002400	M&S Maint TD	II	712389	1/31/2012	104.20
62002400	M&S Maint TD	II	712389	1/31/2012	962.30
62002400	M&S Maint TD	II	712389	1/31/2012	120.86
62002400	M&S Maint TD	II	712389	1/31/2012	228.71
62002400	M&S Maint TD	II	712389	1/31/2012	17.94
62002400	M&S Maint TD	II	712389	1/31/2012	157.54
62002400	M&S Maint TD	II	712389	1/31/2012	109.62
62002400	M&S Maint TD	II	712389	1/31/2012	106.74
62002400	M&S Maint TD	II	712389	1/31/2012	89.03
62002400	M&S Maint TD	II	712389	1/31/2012	34.94
62002400	M&S Maint TD	II	712389	1/31/2012	24.01
62002400	M&S Maint TD	II	712389	1/31/2012	34.70
62002400	M&S Maint TD	II	712389	1/31/2012	73.83
62002400	M&S Maint TD	II	712389	1/31/2012	7.17
62002400	M&S Maint TD	II	712389	1/31/2012	13.73
62002400	M&S Maint TD	II	712389	1/31/2012	39.23
62002400	M&S Maint TD	II	712389	1/31/2012	203.06
62002400	M&S Maint TD	II	712389	1/31/2012	17.28
62002400	M&S Maint TD	II	712389	1/31/2012	235.46
62002400	M&S Maint TD	II	712389	1/31/2012	190.71
62002400	M&S Maint TD	II	712389	1/31/2012	10.87
62002400	M&S Maint TD	CC	7893	1/31/2012	392.36
62002400	M&S Maint TD	CC	7893	1/31/2012	426.05
62002400	M&S Maint TD	CC	7893	1/31/2012	78.52
62002400	M&S Maint TD	CC	7893	1/31/2012	403.26
62002400	M&S Maint TD	CC	7893	1/31/2012	323.16
62002400	M&S Maint TD	CC	7893	1/31/2012	51.32
62002400	M&S Maint TD	JE	50000	1/31/2012	382.65
62002400	M&S Maint TD	JE	160	1/31/2012	2,065.37
62002400	M&S Maint TD	JE	160	1/31/2012	1,534.24
62002400	M&S Maint TD	JE	160	1/31/2012	1,262.89
62002400	M&S Maint TD	JE	160	1/31/2012	1,894.33
62002400	M&S Maint TD	JE	160	1/31/2012	192.50
62002400	M&S Maint TD	JE	160	1/31/2012	1,612.01
62002400	M&S Maint TD	JE	160	1/31/2012	1,196.00
62002600	M&S Maint AG	JR	201	1/31/2012	1,808.76
62502300	Misc Maint WT	CC	7893	1/31/2012	105.97
62502300	Misc Maint WT	CC	7893	1/31/2012	120.06
62502400	Misc Maint TD	CC	7893	1/31/2012	41.91
62502400	Misc Maint TD	CC	7893	1/31/2012	279.84
62502400	Misc Maint TD	CC	7893	1/31/2012	629.30
62502400	Misc Maint TD	JE	50000	1/31/2012	458.55
62502600	Misc Maint AG	CC	7893	1/31/2012	8.98
62502600	Misc Maint AG	JR	204	1/31/2012	341.52
62502600	Misc Maint AG	JR	209	1/31/2012	3,946.55
62502600	Misc Maint AG	JR	214	1/31/2012	725.05
62502600	Misc Maint AG	JR	220	1/31/2012	224.25
62502600	Misc Maint AG	JR	221	1/31/2012	542.50
62512300	Amort Def Maint WT	JR	600	1/31/2012	3,019.97
62512300	Amort Def Maint WT	JR	605	1/31/2012	1,076.39
62512300	Amort Def Maint WT	JR	606	1/31/2012	1,244.41
62512300	Amort Def Maint WT	JR	607	1/31/2012	1,281.93
62512300	Amort Def Maint WT	JR	609	1/31/2012	1,469.26
62512300	Amort Def Maint WT	JR	611	1/31/2012	1,800.99
62512300	Amort Def Maint WT	JR	613	1/31/2012	382.23
62512300	Amort Def Maint WT	JR	613	1/31/2012	148.44
62512300	Amort Def Maint WT	JR	614	1/31/2012	2,238.71
62512300	Amort Def Maint WT	JR	614	1/31/2012	619.56
62512300	Amort Def Maint WT	JE	12120104	1/31/2012	(1,076.39)
62512400	Amort Def Maint TD	JR	600	1/31/2012	5,260.36
62512400	Amort Def Maint TD	JR	608	1/31/2012	2,149.90
62512400	Amort Def Maint TD	JR	610	1/31/2012	416.66
62512400	Amort Def Maint TD	JR	612	1/31/2012	276.13
62512400	Amort Def Maint TD	JR	613	1/31/2012	809.76
62512400	Amort Def Maint TD	JR	613	1/31/2012	189.97
62512400	Amort Def Maint TD	JR	615	1/31/2012	7,172.91



Kentucky American Water Company  
Case No. 2012-00520  
Response to PSC DR1, Item 31

Account	Description	Doc Type	Document Number	Posting Date	Amount
62520700	Misc Main Pvg/Bckfill	JE	160	1/31/2012	1,787.70
62520700	Misc Main Pvg/Bckfill	JE	300	1/31/2012	22,912.98
62520700	Misc Main Pvg/Bckfill	JE	300	1/31/2012	9,633.48
63150026	Contr Svc-Maint AG	CC	7893	1/31/2012	107.68
63150026	Contr Svc-Maint AG	CC	7893	1/31/2012	118.68
63150026	Contr Svc-Maint AG	JE	50000	1/31/2012	109.43
68011000	Depr -UPIS General	JU	30948104	1/31/2012	(26,781.46)
68011000	Depr -UPIS General	DP	30990416	1/31/2012	7,382.17
68011000	Depr -UPIS General	DP	30990416	1/31/2012	12,372.95
68011000	Depr -UPIS General	DP	30990416	1/31/2012	3,424.82
68011000	Depr -UPIS General	DP	30990416	1/31/2012	139.89
68011000	Depr -UPIS General	DP	30990416	1/31/2012	876,204.50
68011000	Depr -UPIS General	DP	30990416	1/31/2012	14,157.13
68012000	Depr -Amort CIAC Tx	DP	30990416	1/31/2012	(32.36)
68012000	Depr -Amort CIAC Tx	DP	30990416	1/31/2012	(22,815.57)
68012500	Depr-Amort CIAC Nntx	DP	30990416	1/31/2012	(2,153.22)
68012500	Depr-Amort CIAC Nntx	DP	30990416	1/31/2012	(5,680.56)
68012500	Depr-Amort CIAC Nntx	DP	30990416	1/31/2012	(82,094.67)
68012500	Depr-Amort CIAC Nntx	DP	30990416	1/31/2012	(5,162.84)
68012500	Depr-Amort CIAC Nntx	DP	30990416	1/31/2012	30.80
68254000	Amort-RegAsset AFUDC	JU	30092822	1/31/2012	11,181.78
68255000	Amort-UPAA	JU	907	1/31/2012	697.33
68255000	Amort-UPAA	JU	30009706	1/31/2012	16.06
68257000	Amort-Prop Losses	JR	100	1/31/2012	4,756.67
68258000	Amort-Reg Asset	JU	30092823	1/31/2012	575.00
68311000	Rem Costs-ARO/NNS	DP	30990416	1/31/2012	162,337.91
68311000	Rem Costs-ARO/NNS	DP	30990416	1/31/2012	2,177.20
68311000	Rem Costs-ARO/NNS	DP	30990416	1/31/2012	2,590.32
68520000	Property Taxes	JH	6	1/31/2012	354,653.34
68532000	FUTA	JE	9911	1/31/2012	3,507.06
68532000	FUTA	JE	30991182	1/31/2012	1,438.00
68533000	FICA	JE	30991176	1/31/2012	54,015.00
68535000	SUTA	JE	30991186	1/31/2012	2,595.00
68545000	Utility Reg Assessme	JH	4	1/31/2012	9,438.11
68545000	Utility Reg Assessme	JE	30990763	1/31/2012	(0.06)
69011000	FIT-Current	JE	30991781	1/31/2012	429,581.64
69021000	SIT-Current	JE	30991781	1/31/2012	78,343.16
69031000	FIT-Oth Inc&Ded CY	JE	30991781	1/31/2012	(9,811.77)
69041000	SIT-Oth Inc&Ded CY	JE	30991781	1/31/2012	(1,789.38)
69063000	Def FIT-RegAsst/Liab	JT	30092822	1/31/2012	36,106.27
69063000	Def FIT-RegAsst/Liab	JT	30092822	1/31/2012	2,158.75
69063000	Def FIT-RegAsst/Liab	JT	30092822	1/31/2012	(1,698.65)
69063000	Def FIT-RegAsst/Liab	JT	30092822	1/31/2012	(11,029.58)
69063000	Def FIT-RegAsst/Liab	JT	30092822	1/31/2012	(365.33)
69063000	Def FIT-RegAsst/Liab	JT	30092822	1/31/2012	(300.91)
69063000	Def FIT-RegAsst/Liab	JT	30092822	1/31/2012	(2,750.67)
69063000	Def FIT-RegAsst/Liab	JE	30991154	1/31/2012	1,608.14
69065000	Def FIT-Other	JE	30991781	1/31/2012	(74,861.49)
69073000	Def SIT-RegAsst/Liab	JT	30092822	1/31/2012	6,584.73
69073000	Def SIT-RegAsst/Liab	JT	30092822	1/31/2012	137.75
69073000	Def SIT-RegAsst/Liab	JT	30092822	1/31/2012	(2,199.58)
69073000	Def SIT-RegAsst/Liab	JT	30092822	1/31/2012	(309.68)
69073000	Def SIT-RegAsst/Liab	JT	30092822	1/31/2012	(704.00)
69073000	Def SIT-RegAsst/Liab	JT	30092822	1/31/2012	(66.67)
69073000	Def SIT-RegAsst/Liab	JT	30092822	1/31/2012	(54.92)
69073000	Def SIT-RegAsst/Liab	JT	30092822	1/31/2012	(501.66)
69073000	Def SIT-RegAsst/Liab	JT	30092822	1/31/2012	(1,857.42)
69073000	Def SIT-RegAsst/Liab	JE	30991154	1/31/2012	293.28
69073500	Def SIT-Other	JE	30991781	1/31/2012	(13,652.55)
69522000	ITC Restored-3%	JT	30092822	1/31/2012	(637.67)
69523000	ITC Restored-4%	JT	30092822	1/31/2012	(525.42)
69524000	ITC Restored-10%	JT	30092822	1/31/2012	(5,903.33)
70510000	AFUDC-Equity	F6	30991283	1/31/2012	(34,496.82)
70510000	AFUDC-Equity	F6	30991283	1/31/2012	(862.98)
70510000	AFUDC-Equity	F6	30991283	1/31/2012	(28.76)
70510000	AFUDC-Equity	F6	30991283	1/31/2012	(8,274.07)
71521000	M&J Expenses	CC	7893	1/31/2012	26.26
71521000	M&J Expenses	JE	300	1/31/2012	697.60
71521000	M&J Expenses	JE	300	1/31/2012	263.06
75510000	Amort UPAA	JU	908	1/31/2012	(35.38)
75810000	Donations Deductible	JE	50000	1/31/2012	600.00
75840000	Lobbying Expenses	JR	1212	1/31/2012	469.72
81010000	Interest LTD	JR	1000	1/31/2012	(10,875.79)
81010000	Interest LTD	JE	103	1/31/2012	103,102.50
81010000	Interest LTD	JE	103	1/31/2012	266,635.42
81010000	Interest LTD	JE	103	1/31/2012	79,846.67
81015000	Interest LTD Intercor	JE	103	1/31/2012	229,034.72

Kentucky American Water Company  
Case No. 2012-00520  
Response to PSC DR1, Item 31

Account	Description	Doc Type	Document Number	Posting Date	Amount
81015000	Interest LTD Interco	JE	103	1/31/2012	464,932.29
81015000	Interest LTD Interco	JE	103	1/31/2012	605,312.50
81015000	Interest LTD Interco	JE	103	1/31/2012	903,790.42
81015000	Interest LTD Interco	JE	103	1/31/2012	196,388.89
81020000	Div Decl P/S w/ MRR	JE	103	1/31/2012	63,525.00
81315000	Interest STD Interco	JE	125	1/31/2012	5,889.27
82010000	Amort Debt Disc&Exp	JR	300	1/31/2012	665.38
82015000	Amort Dbt Dsc&Ex I/C	JR	500	1/31/2012	77.75
82015000	Amort Dbt Dsc&Ex I/C	JR	500	1/31/2012	1,381.14
82015000	Amort Dbt Dsc&Ex I/C	JR	501	1/31/2012	1,699.18
82015000	Amort Dbt Dsc&Ex I/C	JR	502	1/31/2012	1,084.02
82015000	Amort Dbt Dsc&Ex I/C	JR	503	1/31/2012	905.46
82020000	Amort P/S Exp w/ MRR	JR	400	1/31/2012	64.24
85000000	AFUDC Debt	FO	30991282	1/31/2012	(13,433.41)
85000000	AFUDC Debt	FO	30991282	1/31/2012	(22.06)
85000000	AFUDC Debt	FO	30991282	1/31/2012	(6,347.24)
85000000	AFUDC Debt	FO	30991282	1/31/2012	(662.01)
86031000	Div Dec Pref Stk	JE	103	1/31/2012	1,863.00
86031000	Div Dec Pref Stk	JE	103	1/31/2012	2,378.33
86031000	Div Dec Pref Stk	JE	103	1/31/2012	2,227.50
86031000	Div Dec Pref Stk	JE	105	1/31/2012	5,589.00
86031000	Div Dec Pref Stk	JE	105	1/31/2012	7,135.00
86031000	Div Dec Pref Stk	JE	105	1/31/2012	6,682.50
40111000	Res Sales Billed	JE	30991099	2/1/2012	(296,138.64)
40111000	Res Sales Billed	JE	30991099	2/1/2012	(304.02)
40111000	Res Sales Billed	JE	30991099	2/1/2012	(118.08)
40111000	Res Sales Billed	JE	30991099	2/1/2012	5.04
40112000	Res Sales Unbilled	JE	30990682	2/1/2012	2,152,112.64
40121000	Com Sales Billed	JE	30991099	2/1/2012	(138,997.28)
40122000	Com Sales Unbilled	JE	30990682	2/1/2012	1,058,218.43
40132000	Ind Sales Unbilled	JE	30990682	2/1/2012	88,930.73
40145000	Priv Fire Billed	JE	30991099	2/1/2012	(8,196.72)
40151000	Publ Auth Billed	JE	30991099	2/1/2012	(12,592.41)
40152000	Publ Auth Unbilled	JE	30990682	2/1/2012	276,484.53
40162000	SalesforRsle Unbilld	JE	30990682	2/1/2012	104,684.30
40211000	Dom WW Svc Billed	JE	30991099	2/1/2012	(183.01)
40221000	Com WW Svc Billed	JE	30991099	2/1/2012	(5.86)
40231000	Ind WW Svc Billed	RR	10174037	2/1/2012	(500.00)
40310200	OthRev-Rent	RR	10173997	2/1/2012	(95.00)
40310200	OthRev-Rent	RR	10174149	2/1/2012	(2,000.00)
40310200	OthRev-Rent	RR	10174181	2/1/2012	(2,848.73)
40310200	OthRev-Rent	RR	10174193	2/1/2012	(2,665.62)
40310300	OthRev-CFO	JE	50	2/1/2012	72,350.25
40310300	OthRev-CFO	JE	50	2/1/2012	27,158.05
40310300	OthRev-CFO	JE	50	2/1/2012	178.54
40310300	OthRev-CFO	JE	50	2/1/2012	35,744.25
40310400	OthRev-NSF Ck Chrg	JE	30991099	2/1/2012	(384.00)
40310400	OthRev-NSF Ck Chrg	JE	30991099	2/1/2012	(12.00)
40310400	OthRev-NSF Ck Chrg	JE	30991099	2/1/2012	(12.00)
40310500	OthRev-Appl/InitFee	JE	30991099	2/1/2012	(2,678.00)
40310500	OthRev-Appl/InitFee	JE	30991099	2/1/2012	(52.00)
40310500	OthRev-Appl/InitFee	JE	30991099	2/1/2012	(26.00)
40310700	OthRev-Reconnct Fee	JE	30991099	2/1/2012	(4,108.00)
40310700	OthRev-Reconnct Fee	JE	30991099	2/1/2012	(26.00)
50101305	Labor Oper WT SupEng	JE	30991167	2/1/2012	(5,267.00)
50101400	Labor Oper TD	JE	30991167	2/1/2012	(3,966.00)
50101405	Labor Oper TD SupEng	JE	30991167	2/1/2012	(3,409.00)
50101405	Labor Oper TD SupEng	JE	30991167	2/1/2012	(1,020.00)
50101600	Labor Oper AG	JE	30991167	2/1/2012	(12,603.00)
50101600	Labor Oper AG	JE	30991167	2/1/2012	(14,883.00)
50101600	Labor Oper AG	JE	30991167	2/1/2012	(1,263.00)
50101600	Labor Oper AG	JE	30991167	2/1/2012	(1,757.00)
50101600	Labor Oper AG	JE	30991167	2/1/2012	(3,226.00)
50101600	Labor Oper AG	JE	30991167	2/1/2012	(2,793.00)
50101600	Labor Oper AG	JE	30991167	2/1/2012	(35,758.00)
50101600	Labor Oper AG	JE	30991167	2/1/2012	(81,328.00)
50101600	Labor Oper AG	JE	30991167	2/1/2012	(8,333.00)
50101600	Labor Oper AG	JE	30991167	2/1/2012	(9,753.00)
50421000	401k Expense	JE	30990499	2/1/2012	(4,181.00)
50422000	DCP Expense	JE	30990496	2/1/2012	(5,090.00)
50457000	Training	JE	160	2/1/2012	(3,050.00)
50550000	Group Insur Expense	RR	10173906	2/1/2012	(196.34)
50550000	Group Insur Expense	RR	10173907	2/1/2012	(463.00)
50550000	Group Insur Expense	RR	10173939	2/1/2012	(50.00)
50550000	Group Insur Expense	RR	10174006	2/1/2012	(463.00)
50550000	Group Insur Expense	RR	10174013	2/1/2012	(463.00)
51010000	Purchased Water	PV	43020552	2/1/2012	368.04

Kentucky American Water Company  
Case No. 2012-00520  
Response to PSC DR1, Item 31

Account	Description	Doc Type	Document Number	Posting Date	Amount
51010000	Purchased Water	JE	205	2/1/2012	(12,237.00)
51010000	Purchased Water	JE	205	2/1/2012	(10,742.00)
51010000	Purchased Water	JE	205	2/1/2012	(2,015.00)
51110000	Waste Disposal	JE	160	2/1/2012	(1,998.75)
51110000	Waste Disposal	J1	99021201	2/1/2012	(3,610.58)
51510012	Purchased Power P	EE	4474404	2/1/2012	60.45
51510012	Purchased Power P	EE	4474404	2/1/2012	7.47
51510012	Purchased Power P	J1	99021201	2/1/2012	(35,770.69)
51510012	Purchased Power P	J1	99021201	2/1/2012	(13,688.08)
51510012	Purchased Power P	J1	99021201	2/1/2012	(268.09)
51510012	Purchased Power P	J1	99021201	2/1/2012	(897.84)
51510013	Purchased Power WT	J1	99021201	2/1/2012	(154,246.01)
51510013	Purchased Power WT	J1	99021201	2/1/2012	(25,392.51)
51510013	Purchased Power WT	J1	99021201	2/1/2012	(64,526.05)
51510013	Purchased Power WT	J1	99021201	2/1/2012	(11,377.92)
51510013	Purchased Power WT	J1	99021201	2/1/2012	(2,767.05)
51510014	Purchased Power TD	J1	99021201	2/1/2012	(10.50)
51510014	Purchased Power TD	J1	99021201	2/1/2012	(361.07)
52001300	M&S Oper WT	JE	50000	2/1/2012	(9.38)
52001300	M&S Oper WT	JE	50000	2/1/2012	(327.96)
52001300	M&S Oper WT	JE	50000	2/1/2012	(167.05)
52001300	M&S Oper WT	JE	50000	2/1/2012	(105.39)
52001300	M&S Oper WT	JE	50000	2/1/2012	(471.07)
52001400	M&S Oper TD	PV	43020635	2/1/2012	291.50
52001400	M&S Oper TD	PV	43020653	2/1/2012	106.20
52001400	M&S Oper TD	PV	43020665	2/1/2012	49.04
52001400	M&S Oper TD	PV	43020672	2/1/2012	68.69
52001400	M&S Oper TD	JE	50000	2/1/2012	(4,263.03)
52001400	M&S Oper TD	JE	50000	2/1/2012	(602.91)
52001400	M&S Oper TD	JE	50000	2/1/2012	(4.20)
52001400	M&S Oper TD	JE	50000	2/1/2012	(506.74)
52001400	M&S Oper TD	JE	50000	2/1/2012	(42.29)
52001600	M&S Oper AG	PV	43020555	2/1/2012	93.97
52001600	M&S Oper AG	PV	43020557	2/1/2012	1,724.31
52001600	M&S Oper AG	JE	50000	2/1/2012	(308.03)
52001600	M&S Oper AG	JE	50000	2/1/2012	(13.99)
52001600	M&S Oper AG	JE	601	2/1/2012	(5,072.10)
52001600	M&S Oper AG	JE	160	2/1/2012	(1,724.31)
52501300	Misc Oper WT	JE	50000	2/1/2012	(22.76)
52501300	Misc Oper WT	JE	50000	2/1/2012	(136.25)
52501300	Misc Oper WT	JE	50000	2/1/2012	(705.26)
52501300	Misc Oper WT	JE	50000	2/1/2012	(118.40)
52501300	Misc Oper WT	JE	50000	2/1/2012	(518.62)
52501400	Misc Oper TD	PV	43020623	2/1/2012	228.45
52501400	Misc Oper TD	PV	43020624	2/1/2012	366.88
52501400	Misc Oper TD	PV	43020636	2/1/2012	162.92
52501400	Misc Oper TD	PV	43020653	2/1/2012	81.45
52501400	Misc Oper TD	PV	43020660	2/1/2012	903.52
52501400	Misc Oper TD	PV	43020666	2/1/2012	158.36
52501400	Misc Oper TD	PV	43020669	2/1/2012	107.68
52501400	Misc Oper TD	PV	43020671	2/1/2012	1,343.25
52501400	Misc Oper TD	PV	43020674	2/1/2012	621.06
52501400	Misc Oper TD	PV	43020675	2/1/2012	621.06
52501400	Misc Oper TD	JE	50000	2/1/2012	(3,224.21)
52501400	Misc Oper TD	PV	43020674	2/1/2012	(621.06)
52501400	Misc Oper TD	JE	148	2/1/2012	(91.86)
52501400	Misc Oper TD	JE	160	2/1/2012	(1,343.25)
52501600	Misc Oper AG	JE	50000	2/1/2012	(67.84)
52501600	Misc Oper AG	JE	50000	2/1/2012	(621.05)
52501600	Misc Oper AG	JE	333	2/1/2012	(202.65)
52501600	Misc Oper AG	JE	160	2/1/2012	(23,468.56)
52510015	Bank Svc Charges-CA	JE	141	2/1/2012	(17,244.34)
52510015	Bank Svc Charges-CA	JE	140	2/1/2012	(14,113.57)
52520000	Collection Agencies	JE	316	2/1/2012	(7,123.87)
52520000	Collection Agencies	JE	334	2/1/2012	90.61
52520000	Collection Agencies	JE	334	2/1/2012	(1,890.14)
52520000	Collection Agencies	JE	334	2/1/2012	(255.97)
52524000	Co Dues/Mmbrshp Ded	JE	50000	2/1/2012	(50.00)
52524000	Co Dues/Mmbrshp Ded	JE	50000	2/1/2012	(182.00)
52526100	Credit Line Fees I/C	JE	129	2/1/2012	(29.63)
52532013	Electricity WT	J1	99021201	2/1/2012	(40.17)
52532013	Electricity WT	J1	99021201	2/1/2012	(57.35)
52532013	Electricity WT	J1	99021201	2/1/2012	(146.69)
52532014	Electricity TD	EE	4474127	2/1/2012	57.18
52532014	Electricity TD	EE	4474127	2/1/2012	7.07
52532014	Electricity TD	EE	4474374	2/1/2012	18.40
52532014	Electricity TD	EE	4474374	2/1/2012	1.69

Kentucky American Water Company  
Case No. 2012-00520  
Response to PSC DR1, Item 31

Account	Description	Doc Type	Document Number	Posting Date	Amount
52532014	Electricity TD	J1	99021201	2/1/2012	(4,315.44)
52532014	Electricity TD	J1	99021201	2/1/2012	(836.88)
52532016	Electricity AG	J1	99021201	2/1/2012	(6,049.51)
52532016	Electricity AG	J1	99021201	2/1/2012	(672.09)
52534000	Employee Expenses	JE	50000	2/1/2012	(1,058.36)
52534000	Employee Expenses	JE	50000	2/1/2012	(1,995.00)
52534000	Employee Expenses	JE	50000	2/1/2012	(52.98)
52534000	Employee Expenses	JE	50000	2/1/2012	(3,311.76)
52534000	Employee Expenses	JE	50000	2/1/2012	(17.58)
52534200	Conferences & Reg	JE	50000	2/1/2012	(150.00)
52534200	Conferences & Reg	JE	50000	2/1/2012	(190.00)
52535000	Meals Deductible	JE	50000	2/1/2012	(398.08)
52535000	Meals Deductible	JE	50000	2/1/2012	(150.70)
52535000	Meals Deductible	JE	50000	2/1/2012	(3,187.15)
52535000	Meals Deductible	JE	50000	2/1/2012	(30.00)
52535000	Meals Deductible	JE	50000	2/1/2012	(18.02)
52542015	Forms CA	JE	300	2/1/2012	(33,812.14)
52548014	Heating Oil/Gas TD	J1	99021201	2/1/2012	(3,337.34)
52548014	Heating Oil/Gas TD	J1	99021201	2/1/2012	(163.46)
52548016	Heating Oil/Gas AG	J1	99021201	2/1/2012	(1,833.20)
52550014	Janitorial TD	JE	50000	2/1/2012	(41.61)
52550014	Janitorial TD	JE	50000	2/1/2012	(12.19)
52550016	Janitorial AG	JE	50000	2/1/2012	(25.34)
52550016	Janitorial AG	JE	50000	2/1/2012	(47.85)
52550016	Janitorial AG	JE	50000	2/1/2012	(25.34)
52554500	Lab Supplies	JE	50000	2/1/2012	(1,225.55)
52562013	Off&Adm Supplies WT	JE	50000	2/1/2012	(182.49)
52562016	Off&Adm Supplies AG	JE	50000	2/1/2012	(879.10)
52562016	Off&Adm Supplies AG	JE	50000	2/1/2012	(191.67)
52567000	Relocation Expenses	JE	850	2/1/2012	(250.00)
52571100	Add'l Security Costs	JE	601	2/1/2012	(2,668.64)
52571100	Add'l Security Costs	JE	601	2/1/2012	(715.20)
52571100	Add'l Security Costs	JE	160	2/1/2012	(2,668.64)
52571100	Add'l Security Costs	JE	160	2/1/2012	(2,668.64)
52571100	Add'l Security Costs	JE	160	2/1/2012	(2,506.28)
52574015	Telephone CA	JE	148	2/1/2012	(953.18)
52574016	Telephone AG	JE	148	2/1/2012	(2.53)
52574016	Telephone AG	JE	148	2/1/2012	(4.41)
52574016	Telephone AG	JE	148	2/1/2012	(248.14)
52574016	Telephone AG	JE	148	2/1/2012	(46.30)
52574016	Telephone AG	JE	148	2/1/2012	(328.93)
52574016	Telephone AG	JE	148	2/1/2012	(957.76)
52574016	Telephone AG	JE	148	2/1/2012	(61.42)
52574113	Cell Phone WT	JE	148	2/1/2012	(50.85)
52574114	Cell Phone TD	JE	148	2/1/2012	(6.12)
52574114	Cell Phone TD	JE	148	2/1/2012	(244.22)
52574116	Cell Phone AG	JE	148	2/1/2012	(395.69)
52574116	Cell Phone AG	JE	148	2/1/2012	(478.59)
52574116	Cell Phone AG	JE	148	2/1/2012	(48.86)
52574116	Cell Phone AG	JE	148	2/1/2012	(103.39)
52574116	Cell Phone AG	JE	148	2/1/2012	(53.33)
52574116	Cell Phone AG	JE	148	2/1/2012	(55.30)
52574116	Cell Phone AG	JE	148	2/1/2012	(903.06)
52574116	Cell Phone AG	JE	148	2/1/2012	(2,221.94)
52574116	Cell Phone AG	JE	148	2/1/2012	(246.44)
52574116	Cell Phone AG	JE	148	2/1/2012	(122.77)
52574116	Cell Phone AG	JE	148	2/1/2012	(47.86)
52574116	Cell Phone AG	JE	148	2/1/2012	(61.25)
52574116	Cell Phone AG	JE	148	2/1/2012	(179.53)
52574116	Cell Phone AG	JE	148	2/1/2012	(187.65)
52582013	Uniforms WT	JE	50000	2/1/2012	(111.30)
52582013	Uniforms WT	JE	50000	2/1/2012	(68.37)
52582013	Uniforms WT	JE	50000	2/1/2012	(162.94)
52582013	Uniforms WT	JE	50000	2/1/2012	(167.05)
52582013	Uniforms WT	JE	50000	2/1/2012	(24.93)
52582013	Uniforms WT	JE	50000	2/1/2012	(4.73)
52582014	Uniforms TD	JE	50000	2/1/2012	(601.55)
52582014	Uniforms TD	JE	50000	2/1/2012	(20.94)
53150013	Contr Svc-Other WT	JE	600	2/1/2012	(5,280.00)
53150013	Contr Svc-Other WT	JE	601	2/1/2012	(5,280.00)
53150013	Contr Svc-Other WT	JE	600	2/1/2012	5,280.00
53150014	Contr Svc-Other TD	PV	43020658	2/1/2012	1,000.00
53150014	Contr Svc-Other TD	JE	601	2/1/2012	(497.55)
53150014	Contr Svc-Other TD	JE	601	2/1/2012	(2,230.00)
53150014	Contr Svc-Other TD	JE	160	2/1/2012	(2,424.60)
53150014	Contr Svc-Other TD	JE	160	2/1/2012	(1,500.00)
53150015	Contr Svc-Other CA	JE	148	2/1/2012	(609.41)

Kentucky American Water Company  
Case No. 2012-00520  
Response to PSC DR1, Item 31

Account	Description	Doc Type	Document Number	Posting Date	Amount
53150015	Contr Svc-Other CA	JE	330	2/1/2012	(2,607.68)
53150016	Contr Svc-Other AG	ST	30990806	2/1/2012	2.10
53150016	Contr Svc-Other AG	PV	43020558	2/1/2012	422.40
53150016	Contr Svc-Other AG	JE	50000	2/1/2012	(160.00)
53150016	Contr Svc-Other AG	JE	877	2/1/2012	(7,964.79)
53150016	Contr Svc-Other AG	JE	317	2/1/2012	(287.30)
53150016	Contr Svc-Other AG	JE	160	2/1/2012	(1,135.83)
53151014	Contr Svc-Temp EE TD	JE	601	2/1/2012	(1,537.60)
53151014	Contr Svc-Temp EE TD	JE	601	2/1/2012	(3,520.00)
53151015	Contr Svc-Temp EE CA	PV	43020528	2/1/2012	22.86
53151015	Contr Svc-Temp EE CA	PV	43020544	2/1/2012	2,526.50
53151015	Contr Svc-Temp EE CA	JE	160	2/1/2012	(2,526.50)
53151015	Contr Svc-Temp EE CA	JE	160	2/1/2012	(3,447.62)
53151015	Contr Svc-Temp EE CA	JE	160	2/1/2012	(3,362.97)
53151015	Contr Svc-Temp EE CA	JE	160	2/1/2012	(3,224.32)
53151015	Contr Svc-Temp EE CA	JE	160	2/1/2012	(2,877.93)
53152000	Contr Svc-Lab Testng	JE	50000	2/1/2012	(140.00)
53152000	Contr Svc-Lab Testng	JE	50000	2/1/2012	(1,436.00)
53152000	Contr Svc-Lab Testng	JE	50000	2/1/2012	(101.00)
53155000	Contr Svc-Legal	JE	175	2/1/2012	(50,882.95)
53155000	Contr Svc-Legal	JE	175	2/1/2012	(3,154.70)
53155000	Contr Svc-Legal	JE	175	2/1/2012	(148.00)
53155000	Contr Svc-Legal	JE	175	2/1/2012	(3,941.99)
53155000	Contr Svc-Legal	JE	175	2/1/2012	(400.00)
54140016	Rents-Equip AG	JE	160	2/1/2012	(5,896.37)
54140016	Rents-Equip AG	JE	160	2/1/2012	(1,096.17)
55000016	Trans Oper AG	PV	43020655	2/1/2012	892.32
55010200	Trans Lease Fuel	JE	242	2/1/2012	(17.00)
55010200	Trans Lease Fuel	JE	242	2/1/2012	(40.00)
55010200	Trans Lease Fuel	JE	242	2/1/2012	(591.54)
55010200	Trans Lease Fuel	JE	242	2/1/2012	(85.13)
55010200	Trans Lease Fuel	JE	242	2/1/2012	(5,525.67)
55010200	Trans Lease Fuel	JE	242	2/1/2012	(250.99)
55010200	Trans Lease Fuel	JE	242	2/1/2012	(143.95)
55010200	Trans Lease Fuel	JE	242	2/1/2012	(69.00)
55010200	Trans Lease Fuel	JE	242	2/1/2012	(201.05)
55010200	Trans Lease Fuel	JE	242	2/1/2012	(288.89)
55010200	Trans Lease Fuel	JE	242	2/1/2012	(98.19)
55010200	Trans Lease Fuel	JE	242	2/1/2012	(565.45)
55010200	Trans Lease Fuel	JE	240	2/1/2012	(63.97)
55010200	Trans Lease Fuel	JE	240	2/1/2012	(120.30)
55010200	Trans Lease Fuel	JE	240	2/1/2012	(2,249.43)
55010200	Trans Lease Fuel	JE	240	2/1/2012	(327.88)
55010200	Trans Lease Fuel	JE	240	2/1/2012	(20,579.89)
55010200	Trans Lease Fuel	JE	240	2/1/2012	(778.91)
55010200	Trans Lease Fuel	JE	240	2/1/2012	(594.59)
55010200	Trans Lease Fuel	JE	240	2/1/2012	(225.50)
55010200	Trans Lease Fuel	JE	240	2/1/2012	(621.42)
55010200	Trans Lease Fuel	JE	240	2/1/2012	(1,637.38)
55010200	Trans Lease Fuel	JE	240	2/1/2012	(276.56)
55010200	Trans Lease Fuel	JE	240	2/1/2012	(2,911.22)
55010200	Trans Lease Fuel	JE	240	2/1/2012	(97.07)
55010300	Trans Lease Maint	JE	241	2/1/2012	(61.00)
55010300	Trans Lease Maint	JE	241	2/1/2012	(1,171.00)
55010300	Trans Lease Maint	JE	241	2/1/2012	(179.00)
55010300	Trans Lease Maint	JE	240	2/1/2012	(4.00)
55010300	Trans Lease Maint	JE	240	2/1/2012	(186.31)
55010300	Trans Lease Maint	JE	240	2/1/2012	(2,243.52)
55010300	Trans Lease Maint	JE	240	2/1/2012	(231.81)
55010300	Trans Lease Maint	JE	240	2/1/2012	(14,724.68)
55010300	Trans Lease Maint	JE	240	2/1/2012	(508.88)
55010300	Trans Lease Maint	JE	240	2/1/2012	(884.08)
55010300	Trans Lease Maint	JE	240	2/1/2012	(18.59)
55010300	Trans Lease Maint	JE	240	2/1/2012	(186.77)
55010300	Trans Lease Maint	JE	240	2/1/2012	(158.00)
55010300	Trans Lease Maint	JE	240	2/1/2012	(5.00)
55010300	Trans Lease Maint	JE	240	2/1/2012	(3,292.87)
55010300	Trans Lease Maint	JE	240	2/1/2012	(123.40)
55010300	Trans Lease Maint	JE	245	2/1/2012	(773.92)
57010015	Uncoll Accts Exp CA	JE	30991099	2/1/2012	(1,578.93)
57010015	Uncoll Accts Exp CA	JE	30991099	2/1/2012	(928.26)
62002100	M&S Maint SS	JE	50000	2/1/2012	(355.02)
62002100	M&S Maint SS	JE	50000	2/1/2012	(126.81)
62002100	M&S Maint SS	JE	50000	2/1/2012	(746.77)
62002300	M&S Maint WT	JE	50000	2/1/2012	(1,620.45)
62002300	M&S Maint WT	JE	50000	2/1/2012	(1,350.71)
62002300	M&S Maint WT	JE	50000	2/1/2012	(875.16)

Kentucky American Water Company  
Case No. 2012-00520  
Response to PSC DR1, Item 31

Account	Description	Doc Type	Document Number	Posting Date	Amount
62002300	M&S Maint WT	JE	50000	2/1/2012	(688.64)
62002300	M&S Maint WT	JE	50000	2/1/2012	(105.26)
62002300	M&S Maint WT	JE	600	2/1/2012	(2,207.00)
62002300	M&S Maint WT	JE	600	2/1/2012	(2,983.00)
62002300	M&S Maint WT	JE	600	2/1/2012	(1,744.00)
62002300	M&S Maint WT	JE	601	2/1/2012	(2,207.00)
62002300	M&S Maint WT	JE	601	2/1/2012	(2,983.00)
62002300	M&S Maint WT	JE	601	2/1/2012	(1,744.00)
62002300	M&S Maint WT	JE	600	2/1/2012	2,207.00
62002300	M&S Maint WT	JE	600	2/1/2012	2,983.00
62002300	M&S Maint WT	JE	600	2/1/2012	1,744.00
62002400	M&S Maint TD	PV	43020623	2/1/2012	113.59
62002400	M&S Maint TD	PV	43020625	2/1/2012	1,612.01
62002400	M&S Maint TD	PV	43020627	2/1/2012	897.75
62002400	M&S Maint TD	PV	43020628	2/1/2012	82.53
62002400	M&S Maint TD	PV	43020632	2/1/2012	330.12
62002400	M&S Maint TD	PV	43020631	2/1/2012	1,262.89
62002400	M&S Maint TD	PV	43020631	2/1/2012	1,894.33
62002400	M&S Maint TD	PV	43020640	2/1/2012	1,298.25
62002400	M&S Maint TD	PV	43020640	2/1/2012	767.12
62002400	M&S Maint TD	PV	43020640	2/1/2012	1,534.24
62002400	M&S Maint TD	PV	43020646	2/1/2012	687.38
62002400	M&S Maint TD	PV	43020656	2/1/2012	192.86
62002400	M&S Maint TD	PV	43020663	2/1/2012	111.92
62002400	M&S Maint TD	PV	43020663	2/1/2012	223.83
62002400	M&S Maint TD	PV	43020668	2/1/2012	1,196.00
62002400	M&S Maint TD	JE	50000	2/1/2012	(382.65)
62002400	M&S Maint TD	JE	160	2/1/2012	(2,065.37)
62002400	M&S Maint TD	JE	160	2/1/2012	(1,534.24)
62002400	M&S Maint TD	JE	160	2/1/2012	(1,262.89)
62002400	M&S Maint TD	JE	160	2/1/2012	(1,894.33)
62002400	M&S Maint TD	JE	160	2/1/2012	(192.50)
62002400	M&S Maint TD	JE	160	2/1/2012	(1,612.01)
62002400	M&S Maint TD	JE	160	2/1/2012	(1,196.00)
62502400	Misc Maint TD	JE	50000	2/1/2012	(458.55)
62520700	Misc Main Pvg/Bckfil	JE	160	2/1/2012	(1,787.70)
62520700	Misc Main Pvg/Bckfil	JE	300	2/1/2012	(22,912.98)
62520700	Misc Main Pvg/Bckfil	JE	300	2/1/2012	(9,633.48)
63150026	Contr Svc-Maint AG	JE	50000	2/1/2012	(109.43)
68532000	FUTA	JE	30991182	2/1/2012	(1,438.00)
68533000	FICA	JE	30991176	2/1/2012	(54,015.00)
68535000	SUTA	JE	30991186	2/1/2012	(2,595.00)
71521000	M&J Expenses	JE	300	2/1/2012	(697.60)
71521000	M&J Expenses	JE	300	2/1/2012	(263.06)
75810000	Donations Deductible	JE	50000	2/1/2012	(600.00)
81010000	Interest LTD	JE	103	2/1/2012	(103,102.50)
81010000	Interest LTD	JE	103	2/1/2012	(266,635.42)
81010000	Interest LTD	JE	103	2/1/2012	(79,846.67)
81015000	Interest LTD Interco	JE	103	2/1/2012	(229,034.72)
81015000	Interest LTD Interco	JE	103	2/1/2012	(464,932.29)
81015000	Interest LTD Interco	JE	103	2/1/2012	(605,312.50)
81015000	Interest LTD Interco	JE	103	2/1/2012	(903,790.42)
81015000	Interest LTD Interco	JE	103	2/1/2012	(196,388.89)
81020000	Div Decl P/S w/ MRR	JE	103	2/1/2012	(63,525.00)
86031000	Div Dec Pref Stk	JE	103	2/1/2012	(1,863.00)
86031000	Div Dec Pref Stk	JE	103	2/1/2012	(2,378.33)
86031000	Div Dec Pref Stk	JE	103	2/1/2012	(2,227.50)
40111000	Res Sales Billed	JE	30991375	2/2/2012	(151,477.54)
40111000	Res Sales Billed	JE	30991375	2/2/2012	(30.74)
40111000	Res Sales Billed	JE	30991375	2/2/2012	(188.39)
40111000	Res Sales Billed	JE	30991375	2/2/2012	(28.96)
40121000	Com Sales Billed	JE	30991375	2/2/2012	(130,060.03)
40145000	Priv Fire Billed	JE	30991375	2/2/2012	(9,041.20)
40151000	Publ Auth Billed	JE	30991375	2/2/2012	(1,145.69)
40211000	Dom WW Svc Billed	JE	30991375	2/2/2012	(9.68)
40310400	OthRev-NSF Ck Chrg	JE	30991375	2/2/2012	(144.00)
40310500	OthRev-Appl/InitFee	JE	30991375	2/2/2012	(2,158.00)
40310700	OthRev-Reconnct Fee	JE	30991375	2/2/2012	(2,886.00)
52501400	Misc Oper TD	PV	43021697	2/2/2012	583.00
52501600	Misc Oper AG	OV	10358654	2/2/2012	16.33
52522000	Community Relations	PV	43021924	2/2/2012	148.74
52532014	Electricity TD	EE	4473837	2/2/2012	17.57
52532014	Electricity TD	EE	4473837	2/2/2012	0.10
52532014	Electricity TD	EE	4473837	2/2/2012	0.58
52532014	Electricity TD	EE	4473837	2/2/2012	1.56
52532014	Electricity TD	EE	4473837	2/2/2012	1.19
52574016	Telephone AG	TC	30990992	2/2/2012	122.90

Kentucky American Water Company  
Case No. 2012-00520  
Response to PSC DR1, Item 31

Account	Description	Doc Type	Document Number	Posting Date	Amount
52574116	Cell Phone AG	TC	30991100	2/2/2012	(0.01)
52574116	Cell Phone AG	TC	30991100	2/2/2012	153.86
52574116	Cell Phone AG	TC	30991100	2/2/2012	66.13
52585000	Discounts Available	PK	62064947	2/2/2012	(94.98)
52585000	Discounts Available	PK	62064947	2/2/2012	(1.06)
52585000	Discounts Available	PK	62064947	2/2/2012	(15.33)
52585000	Discounts Available	PK	62064947	2/2/2012	(2.44)
52585000	Discounts Available	PK	62064947	2/2/2012	(6.60)
54140016	Rents-Equip AG	PV	43021702	2/2/2012	372.61
54140016	Rents-Equip AG	PV	43021704	2/2/2012	186.44
54140016	Rents-Equip AG	PV	43021706	2/2/2012	142.01
54140016	Rents-Equip AG	PV	43021716	2/2/2012	384.76
54140016	Rents-Equip AG	PV	43021716	2/2/2012	349.05
54140016	Rents-Equip AG	PV	43021716	2/2/2012	181.18
54140016	Rents-Equip AG	PV	43021716	2/2/2012	181.18
54140016	Rents-Equip AG	PV	43021923	2/2/2012	153.37
57010015	Uncoll Accts Exp CA	JE	30991375	2/2/2012	(180.70)
62520700	Misc Main Pvg/Bckfill	PV	43021718	2/2/2012	1,787.70
40111000	Res Sales Billed	JE	30991379	2/3/2012	(175,986.07)
40111000	Res Sales Billed	JE	30991379	2/3/2012	(20,819.71)
40121000	Com Sales Billed	JE	30991379	2/3/2012	(57,205.54)
40121000	Com Sales Billed	JE	30991379	2/3/2012	(712.06)
40141000	Publ Fire Billed	JE	30991379	2/3/2012	(280,545.76)
40145000	Priv Fire Billed	JE	30991379	2/3/2012	(91,957.47)
40151000	Publ Auth Billed	JE	30991379	2/3/2012	(2,015.98)
40161000	Sls/Rsle Billed	JE	30991379	2/3/2012	(10,063.07)
40171000	Misc Sales Billed	JE	30991379	2/3/2012	(21.73)
40310400	OthRev-NSF Ck Chrg	JE	30991379	2/3/2012	(204.00)
40310400	OthRev-NSF Ck Chrg	JE	30991379	2/3/2012	(12.00)
40310500	OthRev-Appl/InitFee	JE	30991379	2/3/2012	(2,314.00)
40310500	OthRev-Appl/InitFee	JE	30991379	2/3/2012	(104.00)
40310500	OthRev-Appl/InitFee	JE	30991379	2/3/2012	(416.00)
40310700	OthRev-Reconnct Fee	JE	30991379	2/3/2012	(2,834.00)
40310700	OthRev-Reconnct Fee	JE	30991379	2/3/2012	(338.00)
51010000	Purchased Water	PV	43022522	2/3/2012	2,742.15
51010000	Purchased Water	PV	43022524	2/3/2012	1,292.38
51110000	Waste Disposal	PV	43022458	2/3/2012	1,998.75
51510014	Purchased Power TD	EE	4476405	2/3/2012	15.45
51510014	Purchased Power TD	EE	4476405	2/3/2012	0.05
51510014	Purchased Power TD	EE	4476405	2/3/2012	0.00
51510014	Purchased Power TD	EE	4476405	2/3/2012	1.04
51510014	Purchased Power TD	EE	4476405	2/3/2012	0.51
51510014	Purchased Power TD	EE	4476405	2/3/2012	1.37
52001300	M&S Oper WT	PV	43022512	2/3/2012	17.80
52001400	M&S Oper TD	ST	30991205	2/3/2012	6.37
52532016	Electricity AG	EE	4475926	2/3/2012	334.91
52532016	Electricity AG	EE	4475926	2/3/2012	17.12
52542015	Forms CA	PV	43022507	2/3/2012	11,826.95
52542015	Forms CA	PV	43022527	2/3/2012	3,240.83
52562516	Overnight Shippng AG	PV	43022455	2/3/2012	126.68
52562516	Overnight Shippng AG	PV	43022498	2/3/2012	99.86
52562516	Overnight Shippng AG	PV	43022498	2/3/2012	12.61
52562516	Overnight Shippng AG	PV	43022501	2/3/2012	108.16
52562516	Overnight Shippng AG	PV	43022517	2/3/2012	7.42
52562516	Overnight Shippng AG	PV	43022517	2/3/2012	144.57
52571100	Add'l Security Costs	PV	43022508	2/3/2012	32.50
52585000	Discounts Available	PU	17346	2/3/2012	(1.88)
52585000	Discounts Available	PX	5355	2/3/2012	(12.40)
52585000	Discounts Available	PX	5355	2/3/2012	(19.96)
52585000	Discounts Available	PK	62064954	2/3/2012	(36.29)
52585000	Discounts Available	PK	62064954	2/3/2012	(1.65)
53150013	Contr Svc-Other WT	PV	43022461	2/3/2012	107.50
53150013	Contr Svc-Other WT	PV	43022461	2/3/2012	42.00
53150013	Contr Svc-Other WT	PV	43022461	2/3/2012	30.00
53150013	Contr Svc-Other WT	PV	43022461	2/3/2012	28.00
53150013	Contr Svc-Other WT	PV	43022489	2/3/2012	165.00
53150013	Contr Svc-Other WT	PV	43022489	2/3/2012	42.00
53150013	Contr Svc-Other WT	PV	43022489	2/3/2012	82.50
53150013	Contr Svc-Other WT	PV	43022489	2/3/2012	56.00
53150016	Contr Svc-Other AG	PV	43022461	2/3/2012	45.00
53150016	Contr Svc-Other AG	PV	43022461	2/3/2012	28.00
53150016	Contr Svc-Other AG	PV	43022489	2/3/2012	45.00
53150016	Contr Svc-Other AG	PV	43022489	2/3/2012	28.00
57010015	Uncoll Accts Exp CA	JE	30991379	2/3/2012	(136.55)
57010015	Uncoll Accts Exp CA	JE	30991379	2/3/2012	(1,294.96)
62002300	M&S Maint WT	PV	43022511	2/3/2012	390.65
62002300	M&S Maint WT	PV	43022513	2/3/2012	531.39

Kentucky American Water Company  
Case No. 2012-00520  
Response to PSC DR1, Item 31

Account	Description	Doc Type	Document Number	Posting Date	Amount
62002400	M&S Maint TD	ST	30991205	2/3/2012	53.87
62002400	M&S Maint TD	ST	30991205	2/3/2012	4.95
62002400	M&S Maint TD	ST	30991205	2/3/2012	19.81
62002400	M&S Maint TD	ST	30991205	2/3/2012	41.24
62002400	M&S Maint TD	ST	30991205	2/3/2012	71.76
62002400	M&S Maint TD	PV	43022461	2/3/2012	338.15
62002400	M&S Maint TD	PV	43022461	2/3/2012	206.16
71521000	M&J Expenses	PV	43022504	2/3/2012	180.20
52550016	Janitorial AG	PR	43019797	2/4/2012	7,583.33
50101300	Labor Oper WT	T2	45880	2/5/2012	1,205.63
50101300	Labor Oper WT	T2	45880	2/5/2012	914.22
50101300	Labor Oper WT	T2	45880	2/5/2012	14,247.52
50101300	Labor Oper WT	T2	45880	2/5/2012	14,241.08
50101300	Labor Oper WT	T2	45880	2/5/2012	11,301.52
50101300	Labor Oper WT	T2	45880	2/5/2012	156.00
50101305	Labor Oper WT SupEng	T2	45880	2/5/2012	8,326.76
50101305	Labor Oper WT SupEng	T2	45880	2/5/2012	7,950.74
50101305	Labor Oper WT SupEng	T2	45880	2/5/2012	2,979.49
50101305	Labor Oper WT SupEng	T2	45880	2/5/2012	4,106.03
50101305	Labor Oper WT SupEng	T2	45880	2/5/2012	3,394.44
50101305	Labor Oper WT SupEng	T2	45880	2/5/2012	391.24
50101305	Labor Oper WT SupEng	T2	45880	2/5/2012	8,539.59
50101305	Labor Oper WT SupEng	T2	45880	2/5/2012	95.08
50101400	Labor Oper TD	T2	45880	2/5/2012	26,199.42
50101400	Labor Oper TD	T2	45880	2/5/2012	1,259.66
50101400	Labor Oper TD	T2	45880	2/5/2012	542.45
50101400	Labor Oper TD	T2	45880	2/5/2012	415.82
50101405	Labor Oper TD SupEng	T2	45880	2/5/2012	1,826.94
50101405	Labor Oper TD SupEng	T2	45880	2/5/2012	3,838.45
50101405	Labor Oper TD SupEng	T2	45880	2/5/2012	1,800.49
50101405	Labor Oper TD SupEng	T2	45880	2/5/2012	934.81
50101415	Labor Oper TD Lines	T2	45880	2/5/2012	4,688.81
50101415	Labor Oper TD Lines	T2	45880	2/5/2012	201.55
50101415	Labor Oper TD Lines	T2	45880	2/5/2012	1,311.62
50101420	Labor Oper TD Meter	T2	45880	2/5/2012	21,452.74
50101500	Labor Oper CA	T2	45880	2/5/2012	3,061.51
50101500	Labor Oper CA	T2	45880	2/5/2012	163.96
50101510	Labor Oper CA MtrRd	T2	45880	2/5/2012	13,886.83
50101520	Labor Oper CA CstSrv	T2	45880	2/5/2012	3,860.79
50101600	Labor Oper AG	T2	45880	2/5/2012	16,699.72
50101600	Labor Oper AG	T2	45880	2/5/2012	869.64
50101600	Labor Oper AG	T2	45880	2/5/2012	2,076.80
50101600	Labor Oper AG	T2	45880	2/5/2012	2,888.70
50101600	Labor Oper AG	T2	45880	2/5/2012	5,304.14
50101600	Labor Oper AG	T2	45880	2/5/2012	4,591.70
50101600	Labor Oper AG	T2	45880	2/5/2012	3,190.40
50101600	Labor Oper AG	T2	45880	2/5/2012	70.94
50101600	Labor Oper AG	T2	45880	2/5/2012	2,384.55
50102200	Labor Maint P	T2	45880	2/5/2012	1,769.04
50102200	Labor Maint P	T2	45880	2/5/2012	1,105.65
50102300	Labor Maint WT	T2	45880	2/5/2012	1,769.04
50102300	Labor Maint WT	T2	45880	2/5/2012	1,867.32
50102400	Labor Maint TD	T2	45880	2/5/2012	1,547.96
50102410	Labor Mnt TD Str&Imp	T2	45880	2/5/2012	241.60
50102415	Labor Mnt TD DistRes	T2	45880	2/5/2012	859.95
50102420	Labor Mnt TD Mains	T2	45880	2/5/2012	4,459.17
50102420	Labor Mnt TD Mains	T2	45880	2/5/2012	758.21
50102420	Labor Mnt TD Mains	T2	45880	2/5/2012	3,107.98
50102420	Labor Mnt TD Mains	T2	45880	2/5/2012	774.34
50102430	Labor Mnt TD Service	T2	45880	2/5/2012	12,142.46
50102430	Labor Mnt TD Service	T2	45880	2/5/2012	103.82
50102430	Labor Mnt TD Service	T2	45880	2/5/2012	553.68
50102430	Labor Mnt TD Service	T2	45880	2/5/2012	344.16
50102430	Labor Mnt TD Service	T2	45880	2/5/2012	730.24
50102435	Labor Mnt TD Meter	T2	45880	2/5/2012	1,965.60
50102435	Labor Mnt TD Meter	T2	45880	2/5/2012	1,575.53
50102435	Labor Mnt TD Meter	T2	45880	2/5/2012	279.82
50102440	Labor Mnt TD Hydrant	T2	45880	2/5/2012	1,485.40
50102440	Labor Mnt TD Hydrant	T2	45880	2/5/2012	44.96
50102440	Labor Mnt TD Hydrant	T2	45880	2/5/2012	34.61
50111300	LaborOper NS OT WT	T2	45880	2/5/2012	290.64
50111300	LaborOper NS OT WT	T2	45880	2/5/2012	912.67
50111300	LaborOper NS OT WT	T2	45880	2/5/2012	4,042.85
50111300	LaborOper NS OT WT	T2	45880	2/5/2012	304.73
50111300	LaborOper NS OT WT	T2	45880	2/5/2012	225.00
50111305	LaborOperNS OT WT SE	T2	45880	2/5/2012	137.19
50111305	LaborOperNS OT WT SE	T2	45880	2/5/2012	136.50



Kentucky American Water Company  
Case No. 2012-00520  
Response to PSC DR1, Item 31

Account	Description	Doc Type	Document Number	Posting Date	Amount
50111305	LaborOperNS OT WT SE	T2	45880	2/5/2012	896.10
50111400	LaborOper NS OT TD	T2	45880	2/5/2012	107.79
50111400	LaborOper NS OT TD	T2	45880	2/5/2012	193.47
50111415	LaborOperNS OT TD Ln	T2	45880	2/5/2012	377.68
50111415	LaborOperNS OT TD Ln	T2	45880	2/5/2012	60.00
50111420	LaborOperNS OT TD Mt	T2	45880	2/5/2012	5,195.01
50111510	LaborOperNS OT CA MR	T2	45880	2/5/2012	985.49
50111520	LaborOperNS OT CA CS	T2	45880	2/5/2012	64.22
50111600	LaborOper NS OT AG	T2	45880	2/5/2012	32.09
50112200	LaborMaint NS OT P	T2	45880	2/5/2012	262.11
50112300	LaborMaint NS OT WT	T2	45880	2/5/2012	331.70
50112420	LaborMaintNSOT TD Mn	T2	45880	2/5/2012	1,266.95
50112420	LaborMaintNSOT TD Mn	T2	45880	2/5/2012	563.34
50112430	LaborMaintNSOT TD Sv	T2	45880	2/5/2012	359.32
50112430	LaborMaintNSOT TD Sv	T2	45880	2/5/2012	168.07
50112435	LaborMaintNSOT TD Mt	T2	45880	2/5/2012	(571.25)
50112435	LaborMaintNSOT TD Mt	T2	45880	2/5/2012	18.13
50171000	Annual Incent Plan	T3	45881	2/5/2012	3,960.39
50171000	Annual Incent Plan	T3	45881	2/5/2012	1,014.45
50171000	Annual Incent Plan	T3	45881	2/5/2012	207.68
50171000	Annual Incent Plan	T3	45881	2/5/2012	288.87
50171000	Annual Incent Plan	T3	45881	2/5/2012	544.66
50171000	Annual Incent Plan	T3	45881	2/5/2012	918.34
50171000	Annual Incent Plan	T3	45881	2/5/2012	1,437.77
50171000	Annual Incent Plan	T3	45881	2/5/2012	2,327.26
50171000	Annual Incent Plan	T3	45881	2/5/2012	1,245.39
50171000	Annual Incent Plan	T3	45881	2/5/2012	250.00
50171000	Annual Incent Plan	T3	45881	2/5/2012	292.31
50421000	401k Expense	T3	45881	2/5/2012	498.23
50421000	401k Expense	T3	45881	2/5/2012	8.70
50421000	401k Expense	T3	45881	2/5/2012	83.07
50421000	401k Expense	T3	45881	2/5/2012	57.78
50421000	401k Expense	T3	45881	2/5/2012	107.51
50421000	401k Expense	T3	45881	2/5/2012	183.67
50421000	401k Expense	T3	45881	2/5/2012	141.93
50421000	401k Expense	T3	45881	2/5/2012	1,633.60
50421000	401k Expense	T3	45881	2/5/2012	49.14
50421000	401k Expense	T3	45881	2/5/2012	2.08
50421000	401k Expense	T3	45881	2/5/2012	23.47
50421000	401k Expense	T3	45881	2/5/2012	1.11
50421000	401k Expense	T3	45881	2/5/2012	30.62
50421000	401k Expense	T3	45881	2/5/2012	163.19
50421000	401k Expense	T3	45881	2/5/2012	1.39
50421000	401k Expense	T3	45881	2/5/2012	30.50
50421000	401k Expense	T3	45881	2/5/2012	7.29
50421000	401k Expense	T3	45881	2/5/2012	5.54
50421000	401k Expense	T3	45881	2/5/2012	8.08
50421000	401k Expense	T3	45881	2/5/2012	27.30
50421000	401k Expense	T3	45881	2/5/2012	11.20
50421000	401k Expense	T3	45881	2/5/2012	13.57
50421000	401k Expense	T3	45881	2/5/2012	211.58
50421000	401k Expense	T3	45881	2/5/2012	313.27
50421000	401k Expense	T3	45881	2/5/2012	540.97
50421000	401k Expense	T3	45881	2/5/2012	193.60
50421000	401k Expense	T3	45881	2/5/2012	8.00
50421000	401k Expense	T3	45881	2/5/2012	192.11
50421000	401k Expense	T3	45881	2/5/2012	130.19
50421000	401k Expense	T3	45881	2/5/2012	126.97
50421000	401k Expense	T3	45881	2/5/2012	27.17
50421000	401k Expense	T3	45881	2/5/2012	15.62
50421000	401k Expense	T3	45881	2/5/2012	3.80
50422000	DCP Expense	T3	45881	2/5/2012	282.52
50422000	DCP Expense	T3	45881	2/5/2012	109.03
50422000	DCP Expense	T3	45881	2/5/2012	87.84
50422000	DCP Expense	T3	45881	2/5/2012	241.06
50422000	DCP Expense	T3	45881	2/5/2012	435.73
50422000	DCP Expense	T3	45881	2/5/2012	2,170.88
50422000	DCP Expense	T3	45881	2/5/2012	6.05
50422000	DCP Expense	T3	45881	2/5/2012	8.30
50422000	DCP Expense	T3	45881	2/5/2012	2.62
50422000	DCP Expense	T3	45881	2/5/2012	17.22
50422000	DCP Expense	T3	45881	2/5/2012	216.65
50422000	DCP Expense	T3	45881	2/5/2012	1.82
50422000	DCP Expense	T3	45881	2/5/2012	71.92
50422000	DCP Expense	T3	45881	2/5/2012	11.25
50422000	DCP Expense	T3	45881	2/5/2012	32.33
50422000	DCP Expense	T3	45881	2/5/2012	2.02

Kentucky American Water Company  
Case No. 2012-00520  
Response to PSC DR1, Item 31

Account	Description	Doc Type	Document Number	Posting Date	Amount
50422000	DCP Expense	T3	45881	2/5/2012	11.09
50422000	DCP Expense	T3	45881	2/5/2012	14.70
50422000	DCP Expense	T3	45881	2/5/2012	427.55
50422000	DCP Expense	T3	45881	2/5/2012	638.03
50422000	DCP Expense	T3	45881	2/5/2012	663.52
50422000	DCP Expense	T3	45881	2/5/2012	215.19
50422000	DCP Expense	T3	45881	2/5/2012	95.91
50422000	DCP Expense	T3	45881	2/5/2012	218.70
50422000	DCP Expense	T3	45881	2/5/2012	21.72
50422000	DCP Expense	T3	45881	2/5/2012	20.45
50422000	DCP Expense	T3	45881	2/5/2012	7.13
50426000	Retiree Medical Exp	T3	45881	2/5/2012	2.59
50426000	Retiree Medical Exp	T3	45881	2/5/2012	427.31
50426000	Retiree Medical Exp	T3	45881	2/5/2012	2.62
50426000	Retiree Medical Exp	T3	45881	2/5/2012	3.61
50426000	Retiree Medical Exp	T3	45881	2/5/2012	0.85
50426000	Retiree Medical Exp	T3	45881	2/5/2012	4.05
50426000	Retiree Medical Exp	T3	45881	2/5/2012	93.24
50426000	Retiree Medical Exp	T3	45881	2/5/2012	0.75
50426000	Retiree Medical Exp	T3	45881	2/5/2012	20.07
50426000	Retiree Medical Exp	T3	45881	2/5/2012	13.89
50426000	Retiree Medical Exp	T3	45881	2/5/2012	0.87
50426000	Retiree Medical Exp	T3	45881	2/5/2012	83.34
50426000	Retiree Medical Exp	T3	45881	2/5/2012	83.34
50510100	PBOP Cap Credits	T3	45881	2/5/2012	17,596.17
50510100	PBOP Cap Credits	T3	45881	2/5/2012	199.39
50510100	PBOP Cap Credits	T3	45881	2/5/2012	169.26
50510100	PBOP Cap Credits	T3	45881	2/5/2012	106.86
50510100	PBOP Cap Credits	T3	45881	2/5/2012	314.82
50510100	PBOP Cap Credits	T3	45881	2/5/2012	7.50
50510100	PBOP Cap Credits	T3	45881	2/5/2012	44.98
50510100	PBOP Cap Credits	T3	45881	2/5/2012	219.49
50510100	PBOP Cap Credits	T3	45881	2/5/2012	77.59
50550000	Group Insur Expense	T3	45881	2/5/2012	592.17
50550000	Group Insur Expense	T3	45881	2/5/2012	1,823.21
50550000	Group Insur Expense	T3	45881	2/5/2012	(217.54)
50550000	Group Insur Expense	T3	45881	2/5/2012	33.81
50550000	Group Insur Expense	T3	45881	2/5/2012	48.89
50550000	Group Insur Expense	T3	45881	2/5/2012	6.38
50550000	Group Insur Expense	T3	45881	2/5/2012	12.43
50550000	Group Insur Expense	T3	45881	2/5/2012	236.63
50550000	Group Insur Expense	T3	45881	2/5/2012	654.25
50550000	Group Insur Expense	T3	45881	2/5/2012	119.70
50550000	Group Insur Expense	T3	45881	2/5/2012	267.18
50550000	Group Insur Expense	T3	45881	2/5/2012	167.71
50550100	Group Ins Cap Credits	T3	45881	2/5/2012	44,152.66
50550100	Group Ins Cap Credits	T3	45881	2/5/2012	259.35
50550100	Group Ins Cap Credits	T3	45881	2/5/2012	21.65
50550100	Group Ins Cap Credits	T3	45881	2/5/2012	41.86
50550100	Group Ins Cap Credits	T3	45881	2/5/2012	9.59
50550100	Group Ins Cap Credits	T3	45881	2/5/2012	278.44
50550100	Group Ins Cap Credits	T3	45881	2/5/2012	948.93
50550100	Group Ins Cap Credits	T3	45881	2/5/2012	6.42
50550100	Group Ins Cap Credits	T3	45881	2/5/2012	657.60
50550100	Group Ins Cap Credits	T3	45881	2/5/2012	46.02
50550100	Group Ins Cap Credits	T3	45881	2/5/2012	113.60
50550100	Group Ins Cap Credits	T3	45881	2/5/2012	65.60
50550100	Group Ins Cap Credits	T3	45881	2/5/2012	324.28
50550100	Group Ins Cap Credits	T3	45881	2/5/2012	52.04
50550100	Group Ins Cap Credits	T3	45881	2/5/2012	100.92
50610100	Pension Cap Credits	T3	45881	2/5/2012	27,563.30
50610100	Pension Cap Credits	T3	45881	2/5/2012	312.33
50610100	Pension Cap Credits	T3	45881	2/5/2012	265.14
50610100	Pension Cap Credits	T3	45881	2/5/2012	167.39
50610100	Pension Cap Credits	T3	45881	2/5/2012	493.14
50610100	Pension Cap Credits	T3	45881	2/5/2012	11.75
50610100	Pension Cap Credits	T3	45881	2/5/2012	70.47
50610100	Pension Cap Credits	T3	45881	2/5/2012	343.77
50610100	Pension Cap Credits	T3	45881	2/5/2012	121.52
52534000	Employee Expenses	T3	45881	2/5/2012	500.00
55000100	Trans Cap Credits	T3	45881	2/5/2012	1,394.12
55000100	Trans Cap Credits	T3	45881	2/5/2012	160.98
55000100	Trans Cap Credits	T3	45881	2/5/2012	147.45
55000100	Trans Cap Credits	T3	45881	2/5/2012	205.10
55000100	Trans Cap Credits	T3	45881	2/5/2012	376.60
55000100	Trans Cap Credits	T3	45881	2/5/2012	326.01
55000100	Trans Cap Credits	T3	45881	2/5/2012	4,215.86

Kentucky American Water Company  
Case No. 2012-00520  
Response to PSC DR1, Item 31

Account	Description	Doc Type	Document Number	Posting Date	Amount
55000100	Trans Cap Credits	T3	45881	2/5/2012	6,625.32
55000100	Trans Cap Credits	T3	45881	2/5/2012	99.00
55000100	Trans Cap Credits	T3	45881	2/5/2012	8.26
55000100	Trans Cap Credits	T3	45881	2/5/2012	15.99
55000100	Trans Cap Credits	T3	45881	2/5/2012	3.66
55000100	Trans Cap Credits	T3	45881	2/5/2012	106.26
55000100	Trans Cap Credits	T3	45881	2/5/2012	362.24
55000100	Trans Cap Credits	T3	45881	2/5/2012	2.45
55000100	Trans Cap Credits	T3	45881	2/5/2012	251.05
55000100	Trans Cap Credits	T3	45881	2/5/2012	17.56
55000100	Trans Cap Credits	T3	45881	2/5/2012	43.36
55000100	Trans Cap Credits	T3	45881	2/5/2012	25.05
55000100	Trans Cap Credits	T3	45881	2/5/2012	123.78
55000100	Trans Cap Credits	T3	45881	2/5/2012	19.86
55000100	Trans Cap Credits	T3	45881	2/5/2012	38.51
55000100	Trans Cap Credits	T3	45881	2/5/2012	576.45
55000100	Trans Cap Credits	T3	45881	2/5/2012	1,185.97
55000100	Trans Cap Credits	T3	45881	2/5/2012	678.52
55000100	Trans Cap Credits	T3	45881	2/5/2012	379.12
55000100	Trans Cap Credits	T3	45881	2/5/2012	463.56
55000100	Trans Cap Credits	T3	45881	2/5/2012	119.12
55720100	Ins W/C Cap Credits	T3	45881	2/5/2012	4,510.16
55720100	Ins W/C Cap Credits	T3	45881	2/5/2012	26.49
55720100	Ins W/C Cap Credits	T3	45881	2/5/2012	2.22
55720100	Ins W/C Cap Credits	T3	45881	2/5/2012	4.26
55720100	Ins W/C Cap Credits	T3	45881	2/5/2012	0.98
55720100	Ins W/C Cap Credits	T3	45881	2/5/2012	28.45
55720100	Ins W/C Cap Credits	T3	45881	2/5/2012	96.96
55720100	Ins W/C Cap Credits	T3	45881	2/5/2012	0.66
55720100	Ins W/C Cap Credits	T3	45881	2/5/2012	67.19
55720100	Ins W/C Cap Credits	T3	45881	2/5/2012	4.70
55720100	Ins W/C Cap Credits	T3	45881	2/5/2012	11.61
55720100	Ins W/C Cap Credits	T3	45881	2/5/2012	6.71
55720100	Ins W/C Cap Credits	T3	45881	2/5/2012	33.14
55720100	Ins W/C Cap Credits	T3	45881	2/5/2012	5.32
55720100	Ins W/C Cap Credits	T3	45881	2/5/2012	10.29
68532000	FUTA	T3	45881	2/5/2012	10.39
68532000	FUTA	T3	45881	2/5/2012	4.98
68532000	FUTA	T3	45881	2/5/2012	11.91
68532000	FUTA	T3	45881	2/5/2012	8.57
68532000	FUTA	T3	45881	2/5/2012	10.11
68532000	FUTA	T3	45881	2/5/2012	37.01
68532000	FUTA	T3	45881	2/5/2012	487.65
68532000	FUTA	T3	45881	2/5/2012	7.75
68532000	FUTA	T3	45881	2/5/2012	0.59
68532000	FUTA	T3	45881	2/5/2012	4.39
68532000	FUTA	T3	45881	2/5/2012	0.26
68532000	FUTA	T3	45881	2/5/2012	7.23
68532000	FUTA	T3	45881	2/5/2012	28.19
68532000	FUTA	T3	45881	2/5/2012	0.20
68532000	FUTA	T3	45881	2/5/2012	15.10
68532000	FUTA	T3	45881	2/5/2012	1.18
68532000	FUTA	T3	45881	2/5/2012	3.13
68532000	FUTA	T3	45881	2/5/2012	1.99
68532000	FUTA	T3	45881	2/5/2012	8.62
68532000	FUTA	T3	45881	2/5/2012	1.31
68532000	FUTA	T3	45881	2/5/2012	39.22
68532000	FUTA	T3	45881	2/5/2012	116.56
68532000	FUTA	T3	45881	2/5/2012	95.91
68532000	FUTA	T3	45881	2/5/2012	85.10
68532000	FUTA	T3	45881	2/5/2012	2.21
68532000	FUTA	T3	45881	2/5/2012	55.93
68532000	FUTA	T3	45881	2/5/2012	18.44
68532000	FUTA	T3	45881	2/5/2012	45.85
68532000	FUTA	T3	45881	2/5/2012	9.07
68532000	FUTA	T3	45881	2/5/2012	4.21
68532000	FUTA	T3	45881	2/5/2012	0.44
68533000	FICA	T3	45881	2/5/2012	1,251.82
68533000	FICA	T3	45881	2/5/2012	63.57
68533000	FICA	T3	45881	2/5/2012	151.82
68533000	FICA	T3	45881	2/5/2012	214.47
68533000	FICA	T3	45881	2/5/2012	380.73
68533000	FICA	T3	45881	2/5/2012	344.54
68533000	FICA	T3	45881	2/5/2012	792.14
68533000	FICA	T3	45881	2/5/2012	7,260.89
68533000	FICA	T3	45881	2/5/2012	98.79
68533000	FICA	T3	45881	2/5/2012	7.49

Kentucky American Water Company  
Case No. 2012-00520  
Response to PSC DR1, Item 31

Account	Description	Doc Type	Document Number	Posting Date	Amount
68533000	FICA	T3	45881	2/5/2012	56.13
68533000	FICA	T3	45881	2/5/2012	3.25
68533000	FICA	T3	45881	2/5/2012	107.15
68533000	FICA	T3	45881	2/5/2012	359.40
68533000	FICA	T3	45881	2/5/2012	2.50
68533000	FICA	T3	45881	2/5/2012	226.71
68533000	FICA	T3	45881	2/5/2012	15.02
68533000	FICA	T3	45881	2/5/2012	39.87
68533000	FICA	T3	45881	2/5/2012	25.28
68533000	FICA	T3	45881	2/5/2012	115.58
68533000	FICA	T3	45881	2/5/2012	20.98
68533000	FICA	T3	45881	2/5/2012	40.33
68533000	FICA	T3	45881	2/5/2012	663.76
68533000	FICA	T3	45881	2/5/2012	1,638.63
68533000	FICA	T3	45881	2/5/2012	1,879.87
68533000	FICA	T3	45881	2/5/2012	1,100.58
68533000	FICA	T3	45881	2/5/2012	29.16
68533000	FICA	T3	45881	2/5/2012	718.21
68533000	FICA	T3	45881	2/5/2012	305.78
68533000	FICA	T3	45881	2/5/2012	584.34
68533000	FICA	T3	45881	2/5/2012	129.71
68533000	FICA	T3	45881	2/5/2012	67.69
68533000	FICA	T3	45881	2/5/2012	7.18
68535000	SUTA	T3	45881	2/5/2012	43.08
68535000	SUTA	T3	45881	2/5/2012	12.28
68535000	SUTA	T3	45881	2/5/2012	29.20
68535000	SUTA	T3	45881	2/5/2012	40.93
68535000	SUTA	T3	45881	2/5/2012	47.57
68535000	SUTA	T3	45881	2/5/2012	90.21
68535000	SUTA	T3	45881	2/5/2012	1,344.47
68535000	SUTA	T3	45881	2/5/2012	19.61
68535000	SUTA	T3	45881	2/5/2012	1.45
68535000	SUTA	T3	45881	2/5/2012	10.62
68535000	SUTA	T3	45881	2/5/2012	0.62
68535000	SUTA	T3	45881	2/5/2012	19.46
68535000	SUTA	T3	45881	2/5/2012	71.03
68535000	SUTA	T3	45881	2/5/2012	0.48
68535000	SUTA	T3	45881	2/5/2012	43.53
68535000	SUTA	T3	45881	2/5/2012	2.82
68535000	SUTA	T3	45881	2/5/2012	7.75
68535000	SUTA	T3	45881	2/5/2012	4.83
68535000	SUTA	T3	45881	2/5/2012	22.35
68535000	SUTA	T3	45881	2/5/2012	0.02
68535000	SUTA	T3	45881	2/5/2012	6.30
68535000	SUTA	T3	45881	2/5/2012	111.19
68535000	SUTA	T3	45881	2/5/2012	312.50
68535000	SUTA	T3	45881	2/5/2012	275.86
68535000	SUTA	T3	45881	2/5/2012	213.14
68535000	SUTA	T3	45881	2/5/2012	5.51
68535000	SUTA	T3	45881	2/5/2012	138.31
68535000	SUTA	T3	45881	2/5/2012	59.17
68535000	SUTA	T3	45881	2/5/2012	112.74
68535000	SUTA	T3	45881	2/5/2012	25.36
68535000	SUTA	T3	45881	2/5/2012	13.17
68535000	SUTA	T3	45881	2/5/2012	1.34
71521000	M&J Revenues	RI	10175167	2/5/2012	(456.36)
71521000	M&J Expenses	T2	45880	2/5/2012	85.30
71521000	M&J Expenses	T2	45880	2/5/2012	382.64
71521000	M&J Expenses	T2	45880	2/5/2012	242.62
71521000	M&J Expenses	T2	45880	2/5/2012	251.32
71521000	M&J Expenses	T3	45881	2/5/2012	37.87
71521000	M&J Expenses	T3	45881	2/5/2012	158.46
71521000	M&J Expenses	T3	45881	2/5/2012	90.80
71521000	M&J Expenses	T3	45881	2/5/2012	87.64
71521000	M&J Expenses	T3	45881	2/5/2012	7.75
71521000	M&J Expenses	T3	45881	2/5/2012	35.20
71521000	M&J Expenses	T3	45881	2/5/2012	22.36
71521000	M&J Expenses	T3	45881	2/5/2012	23.43
71521500	M&J Expenses I/C	T2	45880	2/5/2012	382.39
71521500	M&J Expenses I/C	T3	45881	2/5/2012	329.36
71521500	M&J Expenses I/C	T3	45881	2/5/2012	35.24
40111000	Res Sales Billed	JE	30991637	2/6/2012	(146,000.14)
40111000	Res Sales Billed	JE	30991637	2/6/2012	(7,825.11)
40111000	Res Sales Billed	JE	30991637	2/6/2012	(11,917.33)
40121000	Com Sales Billed	JE	30991637	2/6/2012	(84,354.19)
40121000	Com Sales Billed	JE	30991637	2/6/2012	(254.43)
40121000	Com Sales Billed	JE	30991637	2/6/2012	(7,125.04)

Kentucky American Water Company  
Case No. 2012-00520  
Response to PSC DR1, Item 31

Account	Description	Doc Type	Document Number	Posting Date	Amount
40131000	Ind Sales Billed	JE	30991637	2/6/2012	(41,860.61)
40145000	Priv Fire Billed	JE	30991637	2/6/2012	(4,444.70)
40151000	Publ Auth Billed	JE	30991637	2/6/2012	(59,002.59)
40151000	Publ Auth Billed	JE	30991637	2/6/2012	(162.27)
40211000	Dom WW Svc Billed	JE	30991637	2/6/2012	(12,551.56)
40221000	Com WW Svc Billed	JE	30991637	2/6/2012	(5,650.15)
40251000	PubAuth WW Billed	JE	30991637	2/6/2012	(246.96)
40310300	OthRev-CFO	RI	10175010	2/6/2012	(178.54)
40310300	OthRev-CFO	RI	10175011	2/6/2012	(135,376.44)
40310400	OthRev-NSF Ck Chrg	JE	30991637	2/6/2012	(60.00)
40310500	OthRev-Appl/InitFee	JE	30991637	2/6/2012	(2,392.00)
40310500	OthRev-Appl/InitFee	JE	30991637	2/6/2012	26.00
40310500	OthRev-Appl/InitFee	JE	30991637	2/6/2012	(26.00)
40310500	OthRev-Appl/InitFee	JE	30991637	2/6/2012	(234.00)
40310700	OthRev-Reconnct Fee	JE	30991637	2/6/2012	(3,796.00)
40310700	OthRev-Reconnct Fee	JE	30991637	2/6/2012	(78.00)
40310700	OthRev-Reconnct Fee	JE	30991637	2/6/2012	(572.00)
51110000	Waste Disposal	EE	4474167	2/6/2012	1,110.31
51110000	Waste Disposal	EE	4474167	2/6/2012	0.00
51110000	Waste Disposal	EE	4474167	2/6/2012	33.31
51110000	Waste Disposal	EE	4474173	2/6/2012	2,293.25
51110000	Waste Disposal	EE	4474173	2/6/2012	0.00
51110000	Waste Disposal	EE	4474173	2/6/2012	68.80
51510012	Purchased Power P	EE	4473935	2/6/2012	5,209.53
51510012	Purchased Power P	EE	4473935	2/6/2012	0.00
51510012	Purchased Power P	EE	4473935	2/6/2012	156.93
51510012	Purchased Power P	EE	4473935	2/6/2012	332.69
51510012	Purchased Power P	EE	4473935	2/6/2012	156.93
51510012	Purchased Power P	EE	4473935	2/6/2012	21.30
51510012	Purchased Power P	EE	4474060	2/6/2012	697.94
51510012	Purchased Power P	EE	4474060	2/6/2012	0.00
51510012	Purchased Power P	EE	4474060	2/6/2012	88.91
51510012	Purchased Power P	EE	4474060	2/6/2012	21.30
51510012	Purchased Power P	EE	4474066	2/6/2012	113.86
51510012	Purchased Power P	EE	4474066	2/6/2012	18.66
51510012	Purchased Power P	EE	4474066	2/6/2012	36.94
51510012	Purchased Power P	EE	4474176	2/6/2012	2,547.91
51510012	Purchased Power P	EE	4474176	2/6/2012	0.00
51510012	Purchased Power P	EE	4474176	2/6/2012	314.93
51510012	Purchased Power P	EE	4474179	2/6/2012	14,895.14
51510012	Purchased Power P	EE	4474179	2/6/2012	0.00
51510012	Purchased Power P	EE	4474179	2/6/2012	446.85
51510012	Purchased Power P	EE	4474179	2/6/2012	0.00
51510012	Purchased Power P	EE	4474365	2/6/2012	323.33
51510012	Purchased Power P	EE	4474365	2/6/2012	0.00
51510012	Purchased Power P	EE	4474365	2/6/2012	0.00
51510012	Purchased Power P	EE	4474365	2/6/2012	39.96
51510012	Purchased Power P	EE	4474737	2/6/2012	885.24
51510012	Purchased Power P	EE	4474737	2/6/2012	0.00
51510012	Purchased Power P	EE	4474737	2/6/2012	109.42
51510012	Purchased Power P	EE	4474907	2/6/2012	717.64
51510012	Purchased Power P	EE	4474907	2/6/2012	0.00
51510012	Purchased Power P	EE	4474907	2/6/2012	96.40
51510012	Purchased Power P	EE	4474907	2/6/2012	63.69
51510013	Purchased Power WT	EE	4474148	2/6/2012	5,412.90
51510013	Purchased Power WT	EE	4474148	2/6/2012	0.00
51510013	Purchased Power WT	EE	4474148	2/6/2012	0.00
51510013	Purchased Power WT	EE	4474148	2/6/2012	162.39
51510013	Purchased Power WT	EE	4474188	2/6/2012	789.94
51510013	Purchased Power WT	EE	4474188	2/6/2012	0.00
51510013	Purchased Power WT	EE	4474188	2/6/2012	23.70
52520000	Collection Agencies	PV	43024302	2/6/2012	(90.61)
52532013	Electricity WT	EE	4474139	2/6/2012	136.61
52532013	Electricity WT	EE	4474139	2/6/2012	12.54
52532014	Electricity TD	EE	4474131	2/6/2012	30.56
52532014	Electricity TD	EE	4474131	2/6/2012	3.79
52532014	Electricity TD	EE	4474136	2/6/2012	63.09
52532014	Electricity TD	EE	4474136	2/6/2012	7.79
52532014	Electricity TD	EE	4474145	2/6/2012	(34.39)
52532014	Electricity TD	EE	4474145	2/6/2012	11.62
52532014	Electricity TD	EE	4474145	2/6/2012	95.31
52532014	Electricity TD	EE	4474156	2/6/2012	448.19
52532014	Electricity TD	EE	4474156	2/6/2012	0.00
52532014	Electricity TD	EE	4474156	2/6/2012	55.41
52532014	Electricity TD	EE	4474182	2/6/2012	1,374.83
52532014	Electricity TD	EE	4474182	2/6/2012	0.00
52532014	Electricity TD	EE	4474182	2/6/2012	41.24

Kentucky American Water Company  
Case No. 2012-00520  
Response to PSC DR1, Item 31

Account	Description	Doc Type	Document Number	Posting Date	Amount
52532014	Electricity TD	EE	4474182	2/6/2012	87.43
52532014	Electricity TD	EE	4474182	2/6/2012	41.24
52532014	Electricity TD	EE	4474184	2/6/2012	602.48
52532014	Electricity TD	EE	4474184	2/6/2012	18.07
52532014	Electricity TD	EE	4474184	2/6/2012	38.31
52532014	Electricity TD	EE	4474184	2/6/2012	18.07
52532014	Electricity TD	EE	4474369	2/6/2012	51.10
52532014	Electricity TD	EE	4474369	2/6/2012	6.31
52532014	Electricity TD	EE	4474371	2/6/2012	20.29
52532014	Electricity TD	EE	4474371	2/6/2012	3.35
52532014	Electricity TD	EE	4474371	2/6/2012	7.19
52532016	Electricity AG	EE	4474051	2/6/2012	4,494.16
52532016	Electricity AG	EE	4474051	2/6/2012	0.00
52532016	Electricity AG	EE	4474051	2/6/2012	0.00
52532016	Electricity AG	EE	4474051	2/6/2012	0.00
52532016	Electricity AG	EE	4474051	2/6/2012	653.54
52532016	Electricity AG	EE	4474051	2/6/2012	814.39
52532016	Electricity AG	EE	4475927	2/6/2012	38.78
52532016	Electricity AG	EE	4475927	2/6/2012	4.81
52532016	Electricity AG	EE	4475927	2/6/2012	0.00
52548014	Heating Oil/Gas TD	EE	4474133	2/6/2012	61.61
52548014	Heating Oil/Gas TD	EE	4474133	2/6/2012	7.62
52548016	Heating Oil/Gas AG	EE	4474044	2/6/2012	195.92
52548016	Heating Oil/Gas AG	EE	4474044	2/6/2012	0.00
52548016	Heating Oil/Gas AG	EE	4474044	2/6/2012	58.47
52548016	Heating Oil/Gas AG	EE	4474044	2/6/2012	277.24
52550016	Janitorial AG	PV	43023210	2/6/2012	405.00
52585000	Discounts Available	PN	7759	2/6/2012	(18.40)
53150016	Contr Svc-Other AG	PV	43023208	2/6/2012	111.00
53150016	Contr Svc-Other AG	PV	43023212	2/6/2012	45.00
53150016	Contr Svc-Other AG	PV	43023214	2/6/2012	45.00
53150016	Contr Svc-Other AG	PV	43023215	2/6/2012	45.00
53150016	Contr Svc-Other AG	PV	43023217	2/6/2012	45.00
53150016	Contr Svc-Other AG	PV	43023221	2/6/2012	45.00
53150016	Contr Svc-Other AG	PV	43023222	2/6/2012	45.00
53150016	Contr Svc-Other AG	PV	43023223	2/6/2012	45.00
53150016	Contr Svc-Other AG	PV	43023224	2/6/2012	45.00
53150016	Contr Svc-Other AG	PV	43023225	2/6/2012	45.00
53150016	Contr Svc-Other AG	PV	43023226	2/6/2012	45.00
53150016	Contr Svc-Other AG	PV	43023227	2/6/2012	95.00
53155000	Contr Svc-Legal	PV	43023691	2/6/2012	508.76
53155000	Contr Svc-Legal	PV	43023692	2/6/2012	969.70
53155000	Contr Svc-Legal	PV	43023698	2/6/2012	74.00
53155000	Contr Svc-Legal	PV	43023699	2/6/2012	21,912.25
57010015	Uncoll Accts Exp CA	JE	30991637	2/6/2012	(193.08)
57010015	Uncoll Accts Exp CA	JE	30991637	2/6/2012	(856.18)
68543000	Othr Taxes & Licenses	PS	43023816	2/6/2012	50.00
40111000	Res Sales Billed	JE	30991739	2/7/2012	(128,249.14)
40111000	Res Sales Billed	JE	30991739	2/7/2012	(265.57)
40111000	Res Sales Billed	JE	30991739	2/7/2012	(111.13)
40111000	Res Sales Billed	JE	30991739	2/7/2012	(15.26)
40121000	Com Sales Billed	JE	30991739	2/7/2012	(166,331.33)
40131000	Ind Sales Billed	JE	30991739	2/7/2012	(115,382.28)
40145000	Priv Fire Billed	JE	30991739	2/7/2012	(6,557.41)
40151000	Publ Auth Billed	JE	30991739	2/7/2012	(198,517.72)
40151000	Publ Auth Billed	JE	30991739	2/7/2012	(11.12)
40161000	SlS/Rsle Billed	JE	30991739	2/7/2012	(80,174.19)
40211000	Dom WW Svc Billed	JE	30991739	2/7/2012	(7.41)
40211000	Dom WW Svc Billed	JE	30991739	2/7/2012	(26.28)
40211000	Dom WW Svc Billed	JE	30991739	2/7/2012	(115.54)
40251000	PubAuth WW Billed	JE	30991739	2/7/2012	(11.79)
40310400	OthRev-NSF Ck Chrg	JE	30991739	2/7/2012	(60.00)
40310500	OthRev-Appl/InitFee	JE	30991739	2/7/2012	(1,014.00)
40310500	OthRev-Appl/InitFee	JE	30991739	2/7/2012	(26.00)
40310700	OthRev-Reconnct Fee	JE	30991739	2/7/2012	(1,820.00)
40310700	OthRev-Reconnct Fee	JE	30991739	2/7/2012	(52.00)
50510000	PBOP Expense	JE	103	2/7/2012	(3,336.00)
52001400	M&S Oper TD	RI	10175086	2/7/2012	(15.00)
52510015	Bank Svc Charges-CA	PV	43024869	2/7/2012	7,056.79
52510015	Bank Svc Charges-CA	PV	43024870	2/7/2012	8,302.41
52542015	Forms CA	PV	43024380	2/7/2012	2,161.70
52585000	Discounts Available	PK	62064970	2/7/2012	(44.40)
52585000	Discounts Available	PK	62064970	2/7/2012	(7.71)
57010015	Uncoll Accts Exp CA	JE	30991739	2/7/2012	(369.66)
62002400	M&S Maint TD	II	713569	2/7/2012	48.24
62002400	M&S Maint TD	II	713570	2/7/2012	17.56
62002400	M&S Maint TD	II	713570	2/7/2012	36.27

Kentucky American Water Company  
Case No. 2012-00520  
Response to PSC DR1, Item 31

Account	Description	Doc Type	Document Number	Posting Date	Amount
62002400	M&S Maint TD	II	713571	2/7/2012	9.15
62002400	M&S Maint TD	II	713571	2/7/2012	6.83
62002400	M&S Maint TD	II	713573	2/7/2012	48.23
62002400	M&S Maint TD	II	713573	2/7/2012	7.86
62002400	M&S Maint TD	II	713574	2/7/2012	16.66
62002400	M&S Maint TD	II	713574	2/7/2012	6.60
62002400	M&S Maint TD	II	713575	2/7/2012	21.35
62002400	M&S Maint TD	II	713575	2/7/2012	6.90
40111000	Res Sales Billed	JE	30991916	2/8/2012	(176,402.43)
40111000	Res Sales Billed	JE	30991916	2/8/2012	(96.53)
40111000	Res Sales Billed	JE	30991916	2/8/2012	(11.57)
40111000	Res Sales Billed	JE	30991916	2/8/2012	(93.26)
40121000	Com Sales Billed	JE	30991916	2/8/2012	(71,871.01)
40121000	Com Sales Billed	JE	30991916	2/8/2012	(280.00)
40131000	Ind Sales Billed	JE	30991916	2/8/2012	(142.40)
40145000	Priv Fire Billed	JE	30991916	2/8/2012	(2,308.09)
40151000	Publ Auth Billed	JE	30991916	2/8/2012	(12,922.70)
40161000	SlS/Rsle Billed	JE	30991916	2/8/2012	(18,247.56)
40211000	Dom WW Svc Billed	JE	30991916	2/8/2012	(9.66)
40211000	Dom WW Svc Billed	JE	30991916	2/8/2012	(5.18)
40221000	Com WW Svc Billed	JE	30991916	2/8/2012	(2,007.82)
40310100	OthRev-Late Pymt Fee	JE	30991916	2/8/2012	0.36
40310400	OthRev-NSF Ck Chrg	JE	30991916	2/8/2012	(168.00)
40310400	OthRev-NSF Ck Chrg	JE	30991916	2/8/2012	(24.00)
40310400	OthRev-NSF Ck Chrg	JE	30991916	2/8/2012	(12.00)
40310500	OthRev-Appl/InitFee	JE	30991916	2/8/2012	(2,262.00)
40310700	OthRev-Reconnct Fee	JE	30991916	2/8/2012	(3,640.00)
40310700	OthRev-Reconnct Fee	JE	30991916	2/8/2012	(26.00)
40310700	OthRev-Reconnct Fee	JE	30991916	2/8/2012	(26.00)
51510012	Purchased Power P	EE	4477708	2/8/2012	540.31
51510012	Purchased Power P	EE	4477708	2/8/2012	50.14
51510012	Purchased Power P	EE	4477708	2/8/2012	41.15
51510012	Purchased Power P	EE	4477708	2/8/2012	51.65
51510012	Purchased Power P	EE	4477708	2/8/2012	19.26
51510012	Purchased Power P	EE	4477708	2/8/2012	19.97
51510012	Purchased Power P	EE	4477708	2/8/2012	4.42
51510012	Purchased Power P	EE	4477753	2/8/2012	8,646.06
51510012	Purchased Power P	EE	4477753	2/8/2012	0.00
51510012	Purchased Power P	EE	4477753	2/8/2012	321.74
51510012	Purchased Power P	EE	4477753	2/8/2012	263.21
51510012	Purchased Power P	EE	4477753	2/8/2012	156.82
51510013	Purchased Power WT	EE	4478558	2/8/2012	16,023.11
51510013	Purchased Power WT	EE	4478558	2/8/2012	0.00
51510013	Purchased Power WT	EE	4478558	2/8/2012	0.00
51510013	Purchased Power WT	EE	4478558	2/8/2012	480.69
51510013	Purchased Power WT	EE	4478561	2/8/2012	0.00
51510013	Purchased Power WT	EE	4478561	2/8/2012	0.00
51510013	Purchased Power WT	EE	4478561	2/8/2012	0.00
51510013	Purchased Power WT	EE	4478561	2/8/2012	13,650.55
51510013	Purchased Power WT	EE	4478561	2/8/2012	11,291.40
51510013	Purchased Power WT	EE	4478561	2/8/2012	8,563.63
51510013	Purchased Power WT	EE	4478561	2/8/2012	3,946.59
51510013	Purchased Power WT	EE	4478561	2/8/2012	80,724.24
51510013	Purchased Power WT	EE	4478561	2/8/2012	6,419.35
51510013	Purchased Power WT	EE	4478561	2/8/2012	300.00
51510013	Purchased Power WT	EE	4478561	2/8/2012	(1,283.52)
51510013	Purchased Power WT	EE	4478561	2/8/2012	20,450.82
52501400	Misc Oper TD	PV	43025461	2/8/2012	95.32
52501400	Misc Oper TD	PV	43025464	2/8/2012	667.22
52501400	Misc Oper TD	PV	43025466	2/8/2012	173.62
52501600	Misc Oper AG	PV	43025163	2/8/2012	(1.30)
52501600	Misc Oper AG	PV	43025163	2/8/2012	(0.08)
52501600	Misc Oper AG	PV	43025328	2/8/2012	284.52
52532013	Electricity WT	EE	4477825	2/8/2012	1.21
52532013	Electricity WT	EE	4477825	2/8/2012	9.80
52532013	Electricity WT	EE	4477877	2/8/2012	1.21
52532013	Electricity WT	EE	4477877	2/8/2012	9.80
52532014	Electricity TD	EE	4477704	2/8/2012	1.38
52532014	Electricity TD	EE	4477704	2/8/2012	0.00
52532014	Electricity TD	EE	4477704	2/8/2012	25.33
52532014	Electricity TD	EE	4477704	2/8/2012	0.01
52532014	Electricity TD	EE	4477704	2/8/2012	0.00
52532014	Electricity TD	EE	4477704	2/8/2012	2.25
52532014	Electricity TD	EE	4477704	2/8/2012	1.79
52532014	Electricity TD	EE	4477704	2/8/2012	0.87
52532014	Electricity TD	EE	4477823	2/8/2012	18.40
52532014	Electricity TD	EE	4477823	2/8/2012	2.27





Kentucky American Water Company  
Case No. 2012-00520  
Response to PSC DR1, Item 31

Account	Description	Doc Type	Document Number	Posting Date	Amount
40310700	OthRev-Reconnct Fee	JE	30992014	2/9/2012	(2,132.00)
50451000	Employee Awards	PV	43025704	2/9/2012	221.43
50550000	Group Insur Expense	PS	43025726	2/9/2012	174,423.83
52001200	M&S Oper P	CC	7917	2/9/2012	15.23
52001300	M&S Oper WT	CC	7917	2/9/2012	96.01
52001300	M&S Oper WT	CC	7917	2/9/2012	231.95
52001300	M&S Oper WT	CC	7917	2/9/2012	54.91
52001300	M&S Oper WT	CC	7917	2/9/2012	145.39
52001300	M&S Oper WT	CC	7917	2/9/2012	278.78
52001300	M&S Oper WT	CC	7917	2/9/2012	137.38
52001300	M&S Oper WT	CC	7917	2/9/2012	105.39
52001300	M&S Oper WT	CC	7917	2/9/2012	656.90
52001300	M&S Oper WT	CC	7917	2/9/2012	41.52
52001300	M&S Oper WT	CC	7917	2/9/2012	43.97
52001300	M&S Oper WT	CC	7917	2/9/2012	37.72
52001300	M&S Oper WT	CC	7917	2/9/2012	202.08
52001300	M&S Oper WT	CC	7917	2/9/2012	33.63
52001300	M&S Oper WT	PV	43026663	2/9/2012	504.56
52001400	M&S Oper TD	CC	7917	2/9/2012	22.15
52001400	M&S Oper TD	CC	7917	2/9/2012	444.22
52001400	M&S Oper TD	CC	7917	2/9/2012	235.32
52001400	M&S Oper TD	CC	7917	2/9/2012	8.46
52001400	M&S Oper TD	CC	7917	2/9/2012	98.42
52001400	M&S Oper TD	CC	7917	2/9/2012	21.16
52001400	M&S Oper TD	CC	7917	2/9/2012	18.97
52001400	M&S Oper TD	CC	7917	2/9/2012	32.88
52001400	M&S Oper TD	CC	7917	2/9/2012	347.01
52001400	M&S Oper TD	CC	7917	2/9/2012	506.74
52001400	M&S Oper TD	CC	7917	2/9/2012	25.92
52001400	M&S Oper TD	CC	7917	2/9/2012	94.76
52001400	M&S Oper TD	CC	7917	2/9/2012	223.02
52001400	M&S Oper TD	CC	7917	2/9/2012	46.53
52001400	M&S Oper TD	CC	7917	2/9/2012	42.29
52001400	M&S Oper TD	CC	7917	2/9/2012	211.99
52001400	M&S Oper TD	CC	7917	2/9/2012	130.00
52001400	M&S Oper TD	CC	7917	2/9/2012	258.64
52001400	M&S Oper TD	CC	7917	2/9/2012	1,351.18
52001400	M&S Oper TD	CC	7917	2/9/2012	62.00
52001400	M&S Oper TD	CC	7917	2/9/2012	85.21
52001400	M&S Oper TD	CC	7917	2/9/2012	9.94
52001400	M&S Oper TD	CC	7917	2/9/2012	133.49
52001400	M&S Oper TD	CC	7917	2/9/2012	23.84
52001400	M&S Oper TD	CC	7917	2/9/2012	15.89
52001400	M&S Oper TD	CC	7917	2/9/2012	123.99
52001400	M&S Oper TD	CC	7917	2/9/2012	510.92
52001600	M&S Oper AG	CC	7917	2/9/2012	57.04
52001600	M&S Oper AG	CC	7917	2/9/2012	4.20
52001600	M&S Oper AG	CC	7917	2/9/2012	31.00
52001600	M&S Oper AG	CC	7917	2/9/2012	219.99
52001600	M&S Oper AG	CC	7917	2/9/2012	4.00
52001600	M&S Oper AG	PV	43026699	2/9/2012	1,025.50
52501300	Misc Oper WT	CC	7917	2/9/2012	191.16
52501300	Misc Oper WT	CC	7917	2/9/2012	118.40
52501300	Misc Oper WT	CC	7917	2/9/2012	22.76
52501300	Misc Oper WT	CC	7917	2/9/2012	705.26
52501300	Misc Oper WT	CC	7917	2/9/2012	327.47
52501300	Misc Oper WT	CC	7917	2/9/2012	57.22
52501300	Misc Oper WT	CC	7917	2/9/2012	210.96
52501300	Misc Oper WT	CC	7917	2/9/2012	20.13
52501300	Misc Oper WT	CC	7917	2/9/2012	25.36
52501300	Misc Oper WT	PV	43026653	2/9/2012	200.00
52501400	Misc Oper TD	CC	7917	2/9/2012	11.97
52501400	Misc Oper TD	CC	7917	2/9/2012	13.42
52501400	Misc Oper TD	CC	7917	2/9/2012	111.30
52501400	Misc Oper TD	CC	7917	2/9/2012	234.44
52501400	Misc Oper TD	CC	7917	2/9/2012	12.18
52501400	Misc Oper TD	CC	7917	2/9/2012	111.30
52501600	Misc Oper AG	PV	43026652	2/9/2012	566.45
52522000	Community Relations	PS	43025984	2/9/2012	500.00
52522000	Community Relations	PV	43026647	2/9/2012	95.00
52522000	Community Relations	PV	43026647	2/9/2012	88.00
52524000	Co Dues/Mmbrshp Ded	CC	7917	2/9/2012	182.00
52527000	Directors Fees	PS	43026218	2/9/2012	50.00
52527000	Directors Fees	PS	43026219	2/9/2012	50.00
52534000	Employee Expenses	CC	7917	2/9/2012	3.00
52534200	Conferences & Reg	CC	7917	2/9/2012	75.00
52534200	Conferences & Reg	CC	7917	2/9/2012	75.00

Kentucky American Water Company  
Case No. 2012-00520  
Response to PSC DR1, Item 31

Account	Description	Doc Type	Document Number	Posting Date	Amount
52534200	Conferences & Reg	CC	7917	2/9/2012	95.00
52534200	Conferences & Reg	CC	7917	2/9/2012	95.00
52534200	Conferences & Reg	CC	7917	2/9/2012	1,995.00
52535000	Meals Deductible	CC	7917	2/9/2012	7.08
52535000	Meals Deductible	CC	7917	2/9/2012	9.84
52535000	Meals Deductible	CC	7917	2/9/2012	8.99
52535000	Meals Deductible	CC	7917	2/9/2012	7.39
52535000	Meals Deductible	CC	7917	2/9/2012	13.72
52535000	Meals Deductible	CC	7917	2/9/2012	9.53
52535000	Meals Deductible	CC	7917	2/9/2012	9.20
52535000	Meals Deductible	CC	7917	2/9/2012	6.31
52535000	Meals Deductible	CC	7917	2/9/2012	9.64
52535000	Meals Deductible	CC	7917	2/9/2012	10.00
52535000	Meals Deductible	CC	7917	2/9/2012	10.00
52535000	Meals Deductible	CC	7917	2/9/2012	10.00
52535000	Meals Deductible	CC	7917	2/9/2012	17.90
52535000	Meals Deductible	CC	7917	2/9/2012	10.00
52535000	Meals Deductible	CC	7917	2/9/2012	12.85
52535000	Meals Deductible	CC	7917	2/9/2012	9.21
52535000	Meals Deductible	CC	7917	2/9/2012	12.34
52535000	Meals Deductible	CC	7917	2/9/2012	39.76
52535000	Meals Deductible	CC	7917	2/9/2012	8.10
52535000	Meals Deductible	CC	7917	2/9/2012	17.39
52535000	Meals Deductible	CC	7917	2/9/2012	92.56
52535000	Meals Deductible	CC	7917	2/9/2012	18.00
52535000	Meals Deductible	CC	7917	2/9/2012	89.60
52535000	Meals Deductible	CC	7917	2/9/2012	10.00
52535000	Meals Deductible	CC	7917	2/9/2012	79.60
52535000	Meals Deductible	CC	7917	2/9/2012	8.99
52535000	Meals Deductible	CC	7917	2/9/2012	9.94
52535000	Meals Deductible	CC	7917	2/9/2012	19.13
52535000	Meals Deductible	CC	7917	2/9/2012	7.00
52535000	Meals Deductible	CC	7917	2/9/2012	19.35
52535000	Meals Deductible	CC	7917	2/9/2012	18.02
52535000	Meals Deductible	CC	7917	2/9/2012	20.11
52535000	Meals Deductible	CC	7917	2/9/2012	30.00
52535000	Meals Deductible	CC	7917	2/9/2012	15.84
52535000	Meals Deductible	CC	7917	2/9/2012	9.64
52535000	Meals Deductible	CC	7917	2/9/2012	382.24
52535000	Meals Deductible	CC	7917	2/9/2012	22.03
52535000	Meals Deductible	CC	7917	2/9/2012	8.99
52535000	Meals Deductible	CC	7917	2/9/2012	118.50
52535000	Meals Deductible	CC	7917	2/9/2012	17.60
52550013	Janitorial WT	PV	43026653	2/9/2012	800.00
52550013	Janitorial WT	PV	43026653	2/9/2012	400.00
52550014	Janitorial TD	CC	7917	2/9/2012	12.19
52550016	Janitorial AG	CC	7917	2/9/2012	25.34
52550016	Janitorial AG	CC	7917	2/9/2012	47.85
52550016	Janitorial AG	CC	7917	2/9/2012	25.34
52550016	Janitorial AG	CC	7917	2/9/2012	41.61
52554500	Lab Supplies	CC	7917	2/9/2012	407.30
52554500	Lab Supplies	CC	7917	2/9/2012	498.48
52554500	Lab Supplies	CC	7917	2/9/2012	67.69
52554500	Lab Supplies	CC	7917	2/9/2012	252.08
52554500	Lab Supplies	CC	7917	2/9/2012	70.38
52554500	Lab Supplies	CC	7917	2/9/2012	96.70
52554500	Lab Supplies	CC	7917	2/9/2012	39.55
52554500	Lab Supplies	CC	7917	2/9/2012	30.62
52554500	Lab Supplies	CC	7917	2/9/2012	116.80
52562013	Off&Adm Supplies WT	CC	7917	2/9/2012	57.56
52562013	Off&Adm Supplies WT	CC	7917	2/9/2012	31.67
52562013	Off&Adm Supplies WT	CC	7917	2/9/2012	93.25
52562014	Off&Adm Supplies TD	CC	7917	2/9/2012	650.10
52562016	Off&Adm Supplies AG	CC	7917	2/9/2012	108.12
52562016	Off&Adm Supplies AG	CC	7917	2/9/2012	106.46
52562016	Off&Adm Supplies AG	CC	7917	2/9/2012	28.96
52562516	Overnight Shippng AG	CC	7917	2/9/2012	30.79
52574015	Telephone CA	TC	30991808	2/9/2012	49.91
52574015	Telephone CA	TC	30991860	2/9/2012	1,106.09
52574016	Telephone AG	TC	30991834	2/9/2012	44.50
52578011	Trash Removal SS	PV	43026654	2/9/2012	219.59
52578011	Trash Removal SS	PV	43026657	2/9/2012	242.75
52578016	Trash Removal AG	PV	43026635	2/9/2012	132.55
52578016	Trash Removal AG	PV	43026658	2/9/2012	95.19
52578016	Trash Removal AG	PV	43026660	2/9/2012	63.21
52582013	Uniforms WT	CC	7917	2/9/2012	111.30
52582013	Uniforms WT	CC	7917	2/9/2012	24.93

Kentucky American Water Company  
Case No. 2012-00520  
Response to PSC DR1, Item 31

Account	Description	Doc Type	Document Number	Posting Date	Amount
52582013	Uniforms WT	CC	7917	2/9/2012	4.73
52582013	Uniforms WT	CC	7917	2/9/2012	111.30
52582014	Uniforms TD	CC	7917	2/9/2012	20.94
52585000	Discounts Available	PK	62064994	2/9/2012	(15.68)
52585000	Discounts Available	PK	62064995	2/9/2012	(4.93)
53150013	Contr Svc-Other WT	PV	43026649	2/9/2012	30.00
53150013	Contr Svc-Other WT	PV	43026649	2/9/2012	28.00
53150013	Contr Svc-Other WT	PV	43026649	2/9/2012	14.00
53150013	Contr Svc-Other WT	PV	43026649	2/9/2012	130.50
53150013	Contr Svc-Other WT	PV	43026653	2/9/2012	5,580.00
53150013	Contr Svc-Other WT	PV	43026653	2/9/2012	720.00
53150013	Contr Svc-Other WT	PV	43026653	2/9/2012	2,040.00
53150016	Contr Svc-Other AG	TC	30991820	2/9/2012	211.60
53150016	Contr Svc-Other AG	CC	7917	2/9/2012	160.00
53150016	Contr Svc-Other AG	PV	43026618	2/9/2012	45.00
53150016	Contr Svc-Other AG	PV	43026623	2/9/2012	45.00
53150016	Contr Svc-Other AG	PV	43026629	2/9/2012	1,081.00
53150016	Contr Svc-Other AG	PV	43026649	2/9/2012	22.50
53150016	Contr Svc-Other AG	PV	43026649	2/9/2012	14.00
53150016	Contr Svc-Other AG	PV	43026653	2/9/2012	300.00
53152000	Contr Svc-Lab Testng	CC	7917	2/9/2012	101.00
53152000	Contr Svc-Lab Testng	CC	7917	2/9/2012	1,436.00
53152000	Contr Svc-Lab Testng	CC	7917	2/9/2012	140.00
53155000	Contr Svc-Legal	PV	43026700	2/9/2012	242.90
55000016	Trans Oper AG	CC	7917	2/9/2012	6.00
55000016	Trans Oper AG	CC	7917	2/9/2012	61.48
55000016	Trans Oper AG	CC	7917	2/9/2012	48.12
55000016	Trans Oper AG	CC	7917	2/9/2012	45.02
55000016	Trans Oper AG	CC	7917	2/9/2012	15.57
55000016	Trans Oper AG	CC	7917	2/9/2012	13.99
55000016	Trans Oper AG	CC	7917	2/9/2012	13.99
55000016	Trans Oper AG	CC	7917	2/9/2012	54.47
55000016	Trans Oper AG	CC	7917	2/9/2012	40.17
55000016	Trans Oper AG	CC	7917	2/9/2012	13.99
55000016	Trans Oper AG	CC	7917	2/9/2012	54.47
55000016	Trans Oper AG	CC	7917	2/9/2012	40.17
55000016	Trans Oper AG	CC	7917	2/9/2012	13.99
55000016	Trans Oper AG	CC	7917	2/9/2012	13.99
55000016	Trans Oper AG	CC	7917	2/9/2012	13.99
55000016	Trans Oper AG	CC	7917	2/9/2012	10.00
55000016	Trans Oper AG	CC	7917	2/9/2012	13.99
55000016	Trans Oper AG	CC	7917	2/9/2012	5.00
55000016	Trans Oper AG	PV	43026631	2/9/2012	1,284.87
55000016	Trans Oper AG	PV	43026634	2/9/2012	759.70
57010015	Uncoll Accts Exp CA	JE	30992014	2/9/2012	(52.32)
57010015	Uncoll Accts Exp CA	JE	30992014	2/9/2012	(779.63)
62002100	M&S Maint SS	CC	7917	2/9/2012	148.98
62002100	M&S Maint SS	CC	7917	2/9/2012	1,167.93
62002100	M&S Maint SS	CC	7917	2/9/2012	171.77
62002100	M&S Maint SS	CC	7917	2/9/2012	10.58
62002100	M&S Maint SS	CC	7917	2/9/2012	126.81
62002100	M&S Maint SS	CC	7917	2/9/2012	23.69
62002100	M&S Maint SS	CC	7917	2/9/2012	139.74
62002100	M&S Maint SS	CC	7917	2/9/2012	655.08
62002100	M&S Maint SS	CC	7917	2/9/2012	483.20
62002100	M&S Maint SS	CC	7917	2/9/2012	159.86
62002300	M&S Maint WT	CC	7917	2/9/2012	36.59
62002300	M&S Maint WT	CC	7917	2/9/2012	234.68
62002300	M&S Maint WT	CC	7917	2/9/2012	330.74
62002300	M&S Maint WT	CC	7917	2/9/2012	34.34
62002300	M&S Maint WT	CC	7917	2/9/2012	308.38
62002300	M&S Maint WT	CC	7917	2/9/2012	354.80
62002300	M&S Maint WT	CC	7917	2/9/2012	361.32
62002300	M&S Maint WT	CC	7917	2/9/2012	181.26
62002300	M&S Maint WT	CC	7917	2/9/2012	51.18
62002300	M&S Maint WT	CC	7917	2/9/2012	105.26
62002300	M&S Maint WT	CC	7917	2/9/2012	480.88
62002300	M&S Maint WT	CC	7917	2/9/2012	152.67
62002300	M&S Maint WT	CC	7917	2/9/2012	153.75
62002300	M&S Maint WT	CC	7917	2/9/2012	55.09
62002300	M&S Maint WT	CC	7917	2/9/2012	246.75
62002300	M&S Maint WT	CC	7917	2/9/2012	385.81
62002300	M&S Maint WT	PV	43026662	2/9/2012	1,744.44
62002300	M&S Maint WT	PV	43026661	2/9/2012	77.56
62002300	M&S Maint WT	PV	43026661	2/9/2012	77.57
62002400	M&S Maint TD	CC	7917	2/9/2012	382.65
62002400	M&S Maint TD	PV	43026649	2/9/2012	294.00
62002400	M&S Maint TD	PV	43026649	2/9/2012	52.66
62502300	Misc Maint WT	CC	7917	2/9/2012	260.00

Kentucky American Water Company  
Case No. 2012-00520  
Response to PSC DR1, Item 31

Account	Description	Doc Type	Document Number	Posting Date	Amount
62502400	Misc Maint TD	CC	7917	2/9/2012	137.73
62502400	Misc Maint TD	CC	7917	2/9/2012	145.65
62502400	Misc Maint TD	CC	7917	2/9/2012	175.17
62502400	Misc Maint TD	CC	7917	2/9/2012	1,091.75
62502400	Misc Maint TD	CC	7917	2/9/2012	98.00
62502600	Misc Maint AG	PV	43026621	2/9/2012	2,934.42
62520700	Misc Main Pvg/Bckfil	PV	43026638	2/9/2012	5,662.40
63150026	Contr Svc-Maint AG	CC	7917	2/9/2012	109.43
63150026	Contr Svc-Maint AG	CC	7917	2/9/2012	111.92
75810000	Donations Deductible	CC	7917	2/9/2012	600.00
75820000	Othr Income Deductns	PS	43025985	2/9/2012	1,000.00
40111000	Res Sales Billed	JE	30992078	2/10/2012	(122,763.16)
40111000	Res Sales Billed	JE	30992078	2/10/2012	(12,928.00)
40111000	Res Sales Billed	JE	30992078	2/10/2012	(9.73)
40121000	Com Sales Billed	JE	30992078	2/10/2012	(73,422.36)
40121000	Com Sales Billed	JE	30992078	2/10/2012	(267.79)
40145000	Priv Fire Billed	JE	30992078	2/10/2012	(8,201.95)
40151000	Publ Auth Billed	JE	30992078	2/10/2012	(3,171.09)
40151000	Publ Auth Billed	JE	30992078	2/10/2012	(1,607.17)
40211000	Dom WW Svc Billed	JE	30992078	2/10/2012	(10.30)
40221000	Com WW Svc Billed	JE	30992078	2/10/2012	(1,136.37)
40251000	PubAuth WW Billed	JE	30992078	2/10/2012	(427.72)
40310300	OthRev-CFO	PS	43026861	2/10/2012	(407.65)
40310300	OthRev-CFO	PS	43026862	2/10/2012	(201.51)
40310400	OthRev-NSF Ck Chrg	JE	30992078	2/10/2012	(108.00)
40310400	OthRev-NSF Ck Chrg	JE	30992078	2/10/2012	(12.00)
40310500	OthRev-Appl/InitFee	JE	30992078	2/10/2012	(1,430.00)
40310500	OthRev-Appl/InitFee	JE	30992078	2/10/2012	(130.00)
40310700	OthRev-Reconncct Fee	JE	30992078	2/10/2012	(1,560.00)
40310700	OthRev-Reconncct Fee	JE	30992078	2/10/2012	(312.00)
50510100	PBOP Cap Credits	T1	45879	2/10/2012	(23,096.68)
50550000	Group Insur Expense	T1	45879	2/10/2012	(14,373.75)
50550100	Group Ins Cap Credits	T1	45879	2/10/2012	(57,024.84)
50610100	Pension Cap Credits	T1	45879	2/10/2012	(36,179.47)
52501600	Misc Oper AG	ST	30991958	2/10/2012	17.07
52524000	Co Dues/Mmbrshp Ded	PS	43026858	2/10/2012	350.00
52562016	Off&Adm Supplies AG	ST	30991958	2/10/2012	0.75
52585000	Discounts Available	PN	7777	2/10/2012	(105.42)
52585000	Discounts Available	PN	7777	2/10/2012	(59.57)
52585000	Discounts Available	PK	62065015	2/10/2012	(9.14)
52585000	Discounts Available	PK	62065016	2/10/2012	(7.26)
52585000	Discounts Available	PK	62065016	2/10/2012	(6.11)
52585000	Discounts Available	PK	62065016	2/10/2012	(7.26)
55000016	Trans Oper AG	PV	43026925	2/10/2012	774.54
55000100	Trans Cap Credits	T1	45879	2/10/2012	(1,471.17)
55000100	Trans Cap Credits	T1	45879	2/10/2012	(1,777.64)
55000100	Trans Cap Credits	T1	45879	2/10/2012	(147.45)
55000100	Trans Cap Credits	T1	45879	2/10/2012	(205.10)
55000100	Trans Cap Credits	T1	45879	2/10/2012	(376.60)
55000100	Trans Cap Credits	T1	45879	2/10/2012	(326.01)
55000100	Trans Cap Credits	T1	45879	2/10/2012	(4,235.03)
55000100	Trans Cap Credits	T1	45879	2/10/2012	(9,461.91)
55000100	Trans Cap Credits	T1	45879	2/10/2012	(828.49)
55000100	Trans Cap Credits	T1	45879	2/10/2012	(1,185.97)
55000100	Trans Cap Credits	T1	45879	2/10/2012	(678.52)
55000100	Trans Cap Credits	T1	45879	2/10/2012	(405.07)
55000100	Trans Cap Credits	T1	45879	2/10/2012	(549.53)
55000100	Trans Cap Credits	T1	45879	2/10/2012	(119.12)
55720100	Ins W/C Cap Credits	T1	45879	2/10/2012	(5,825.19)
57010015	Uncoll Accts Exp CA	JE	30992078	2/10/2012	(102.29)
57010015	Uncoll Accts Exp CA	JE	30992078	2/10/2012	(752.90)
62002400	M&S Maint TD	JE	30992012	2/10/2012	(130.91)
62002400	M&S Maint TD	JE	30992023	2/10/2012	(173.37)
62002400	M&S Maint TD	JE	30992027	2/10/2012	(25.09)
62002400	M&S Maint TD	JE	30992027	2/10/2012	(4.19)
62002400	M&S Maint TD	JE	30992027	2/10/2012	(18.30)
62002400	M&S Maint TD	JE	30992027	2/10/2012	(4.66)
62002400	M&S Maint TD	JE	30992027	2/10/2012	(7.43)
62002400	M&S Maint TD	JE	30992027	2/10/2012	(2.85)
62002400	M&S Maint TD	JE	30992031	2/10/2012	(130.91)
62502600	Misc Maint AG	PV	43026924	2/10/2012	867.00
71521000	M&J Expenses	JE	30992012	2/10/2012	130.91
71521000	M&J Expenses	JE	30992023	2/10/2012	173.37
71521000	M&J Expenses	JE	30992027	2/10/2012	25.09
71521000	M&J Expenses	JE	30992027	2/10/2012	4.19
71521000	M&J Expenses	JE	30992027	2/10/2012	18.30
71521000	M&J Expenses	JE	30992027	2/10/2012	4.66

Kentucky American Water Company  
Case No. 2012-00520  
Response to PSC DR1, Item 31

Account	Description	Doc Type	Document Number	Posting Date	Amount
71521000	M&J Expenses	JE	30992027	2/10/2012	7.43
71521000	M&J Expenses	JE	30992027	2/10/2012	2.85
71521000	M&J Expenses	JE	30992031	2/10/2012	130.91
75810000	Donations Deductible	PS	43026859	2/10/2012	1,500.00
50451000	Employee Awards	ST	30992059	2/11/2012	1.48
52501600	Misc Oper AG	ST	30992048	2/11/2012	33.99
52522000	Community Relations	ST	30992048	2/11/2012	5.28
53150016	Contr Svc-Other AG	ST	30992048	2/11/2012	2.70
53150016	Contr Svc-Other AG	ST	30992048	2/11/2012	2.70
55000016	Trans Oper AG	ST	30992063	2/11/2012	22.98
55000016	Trans Oper AG	ST	30992063	2/11/2012	9.78
71511000	M&J Revenues	RI	10175008	2/11/2012	(4,036.48)
71511000	M&J Revenues	RI	10175165	2/11/2012	(994.01)
71511000	M&J Revenues	RI	10175168	2/11/2012	(1,585.15)
40111000	Res Sales Billed	JE	30992313	2/13/2012	(181,440.90)
40111000	Res Sales Billed	JE	30992313	2/13/2012	(9,130.52)
40111000	Res Sales Billed	JE	30992313	2/13/2012	(13,185.96)
40121000	Com Sales Billed	JE	30992313	2/13/2012	(55,204.95)
40121000	Com Sales Billed	JE	30992313	2/13/2012	(53.70)
40121000	Com Sales Billed	JE	30992313	2/13/2012	(490.88)
40145000	Priv Fire Billed	JE	30992313	2/13/2012	(6,386.29)
40151000	Publ Auth Billed	JE	30992313	2/13/2012	(168.52)
40151000	Publ Auth Billed	JE	30992313	2/13/2012	(69.39)
40151000	Publ Auth Billed	JE	30992313	2/13/2012	(83.28)
40161000	Sls/Rsle Billed	JE	30992313	2/13/2012	(23,203.12)
40161000	Sls/Rsle Billed	JE	30992313	2/13/2012	(216.42)
40211000	Dom WW Svc Billed	JE	30992313	2/13/2012	(62.94)
40310400	OthRev-NSF Ck Chrg	JE	30992313	2/13/2012	(72.00)
40310500	OthRev-Appl/InitFee	JE	30992313	2/13/2012	(2,054.00)
40310500	OthRev-Appl/InitFee	JE	30992313	2/13/2012	(52.00)
40310500	OthRev-Appl/InitFee	JE	30992313	2/13/2012	(52.00)
40310500	OthRev-Appl/InitFee	JE	30992313	2/13/2012	(130.00)
40310700	OthRev-Reconnct Fee	JE	30992313	2/13/2012	(2,782.00)
40310700	OthRev-Reconnct Fee	JE	30992313	2/13/2012	(156.00)
40310700	OthRev-Reconnct Fee	JE	30992313	2/13/2012	(156.00)
51510012	Purchased Power P	EE	4477887	2/13/2012	17.72
51510012	Purchased Power P	EE	4477887	2/13/2012	2,587.15
51510012	Purchased Power P	EE	4477887	2/13/2012	0.00
51510012	Purchased Power P	EE	4477887	2/13/2012	321.96
51510013	Purchased Power WT	EE	4477928	2/13/2012	4,955.70
51510013	Purchased Power WT	EE	4477928	2/13/2012	0.00
51510013	Purchased Power WT	EE	4477928	2/13/2012	148.67
51510013	Purchased Power WT	EE	4480227	2/13/2012	0.47
51510013	Purchased Power WT	EE	4480227	2/13/2012	0.00
51510013	Purchased Power WT	EE	4480227	2/13/2012	1.06
51510013	Purchased Power WT	EE	4480227	2/13/2012	14.66
51510013	Purchased Power WT	EE	4480227	2/13/2012	0.01
51510013	Purchased Power WT	EE	4480227	2/13/2012	0.97
51510013	Purchased Power WT	EE	4480238	2/13/2012	383.44
51510013	Purchased Power WT	EE	4480238	2/13/2012	351.91
51510013	Purchased Power WT	EE	4480238	2/13/2012	170.83
51510013	Purchased Power WT	EE	4480238	2/13/2012	0.00
51510013	Purchased Power WT	EE	4480238	2/13/2012	4,406.68
51510013	Purchased Power WT	EE	4480238	2/13/2012	851.53
51510013	Purchased Power WT	EE	4480238	2/13/2012	52.64
51510014	Purchased Power TD	EE	4477897	2/13/2012	97.77
51510014	Purchased Power TD	EE	4477897	2/13/2012	0.00
51510014	Purchased Power TD	EE	4477897	2/13/2012	4.99
52501600	Misc Oper AG	PS	43028140	2/13/2012	540.00
52532013	Electricity WT	EE	4477854	2/13/2012	18.76
52532013	Electricity WT	EE	4477854	2/13/2012	2.31
52532014	Electricity TD	EE	4477858	2/13/2012	18.19
52532014	Electricity TD	EE	4477858	2/13/2012	2.25
52532014	Electricity TD	EE	4478187	2/13/2012	29.66
52532014	Electricity TD	EE	4478187	2/13/2012	503.62
52532014	Electricity TD	EE	4478187	2/13/2012	0.00
52532014	Electricity TD	EE	4478187	2/13/2012	48.50
52532014	Electricity TD	EE	4480226	2/13/2012	10.28
52532014	Electricity TD	EE	4480226	2/13/2012	0.88
52532014	Electricity TD	EE	4480226	2/13/2012	0.00
52532014	Electricity TD	EE	4480226	2/13/2012	2.67
52532014	Electricity TD	EE	4480226	2/13/2012	26.56
52532014	Electricity TD	EE	4480226	2/13/2012	0.12
52532014	Electricity TD	EE	4480226	2/13/2012	2.43
52585000	Discounts Available	PN	7780	2/13/2012	(45.30)
52585000	Discounts Available	PN	7780	2/13/2012	(30.42)
52585000	Discounts Available	PN	7780	2/13/2012	(5.50)

Kentucky American Water Company  
Case No. 2012-00520  
Response to PSC DR1, Item 31

Account	Description	Doc Type	Document Number	Posting Date	Amount
52585000	Discounts Available	PN	7780	2/13/2012	(3.07)
57010015	Uncoll Accts Exp CA	JE	30992313	2/13/2012	(340.77)
40111000	Res Sales Billed	JE	30992355	2/14/2012	(102,095.31)
40111000	Res Sales Billed	JE	30992355	2/14/2012	(105.31)
40111000	Res Sales Billed	JE	30992355	2/14/2012	(222.62)
40121000	Com Sales Billed	JE	30992355	2/14/2012	(44,489.27)
40121000	Com Sales Billed	JE	30992355	2/14/2012	(1,190.00)
40131000	Ind Sales Billed	JE	30992355	2/14/2012	(3,397.82)
40145000	Priv Fire Billed	JE	30992355	2/14/2012	(4,542.86)
40151000	Publ Auth Billed	JE	30992355	2/14/2012	(61,357.58)
40211000	Dom WW Svc Billed	JE	30992355	2/14/2012	(138.90)
40310400	OthRev-NSF Ck Chrg	JE	30992355	2/14/2012	(84.00)
40310500	OthRev-Appl/InitFee	JE	30992355	2/14/2012	(4,030.00)
40310500	OthRev-Appl/InitFee	JE	30992355	2/14/2012	(26.00)
40310500	OthRev-Appl/InitFee	JE	30992355	2/14/2012	(26.00)
40310700	OthRev-Reconnct Fee	JE	30992355	2/14/2012	(2,678.00)
50456000	Tuition Aid	PS	43029445	2/14/2012	565.00
51510012	Purchased Power P	EE	4480841	2/14/2012	1.31
51510012	Purchased Power P	EE	4480841	2/14/2012	43.63
51510012	Purchased Power P	EE	4480841	2/14/2012	0.92
51510012	Purchased Power P	EE	4480841	2/14/2012	0.00
51510012	Purchased Power P	EE	4480845	2/14/2012	49.24
51510012	Purchased Power P	EE	4480845	2/14/2012	0.00
51510012	Purchased Power P	EE	4480845	2/14/2012	7.12
51510013	Purchased Power WT	EE	4481523	2/14/2012	6,131.00
51510013	Purchased Power WT	EE	4481523	2/14/2012	1,266.15
51510013	Purchased Power WT	EE	4481523	2/14/2012	3,341.79
51510013	Purchased Power WT	EE	4481523	2/14/2012	579.82
51510013	Purchased Power WT	EE	4481523	2/14/2012	1,622.23
51510013	Purchased Power WT	EE	4481523	2/14/2012	9,089.43
51510013	Purchased Power WT	EE	4481523	2/14/2012	9,569.04
51510013	Purchased Power WT	EE	4481523	2/14/2012	1,521.83
51510013	Purchased Power WT	EE	4481523	2/14/2012	27,183.14
51510014	Purchased Power TD	EE	4480847	2/14/2012	54.20
51510014	Purchased Power TD	EE	4480847	2/14/2012	2.77
52522000	Community Relations	PS	43029378	2/14/2012	4,000.00
52532014	Electricity TD	EE	4480836	2/14/2012	49.85
52532014	Electricity TD	EE	4480836	2/14/2012	4.83
52532014	Electricity TD	EE	4480836	2/14/2012	8.27
52532014	Electricity TD	EE	4480839	2/14/2012	166.70
52532014	Electricity TD	EE	4480848	2/14/2012	18.84
52532014	Electricity TD	EE	4480848	2/14/2012	1.73
52532014	Electricity TD	EE	4480856	2/14/2012	66.38
52532014	Electricity TD	EE	4480856	2/14/2012	1.40
52532014	Electricity TD	EE	4480856	2/14/2012	1.99
52532014	Electricity TD	EE	4480862	2/14/2012	38.54
52532014	Electricity TD	EE	4480862	2/14/2012	4.77
52532016	Electricity AG	EE	4480843	2/14/2012	92.60
52532016	Electricity AG	EE	4480843	2/14/2012	9.66
52532016	Electricity AG	EE	4480843	2/14/2012	12.64
52534000	Employee Expenses	PS	43029377	2/14/2012	100.00
52574015	Telephone CA	TC	30992157	2/14/2012	773.38
52574016	Telephone AG	TC	30992157	2/14/2012	797.55
52574016	Telephone AG	TC	30992228	2/14/2012	20.25
52585000	Discounts Available	PK	62065036	2/14/2012	(29.60)
52585000	Discounts Available	PK	62065036	2/14/2012	(4.93)
55000016	Trans Oper AG	ST	30992297	2/14/2012	9.78
57010015	Uncoll Accts Exp CA	JE	30992355	2/14/2012	(19.17)
57010015	Uncoll Accts Exp CA	JE	30992355	2/14/2012	(139.84)
62002400	M&S Maint TD	II	714821	2/14/2012	35.34
62002400	M&S Maint TD	II	714822	2/14/2012	440.35
62002400	M&S Maint TD	II	714823	2/14/2012	35.34
40111000	Res Sales Billed	JE	30992612	2/15/2012	(127,466.59)
40111000	Res Sales Billed	JE	30992612	2/15/2012	0.00
40111000	Res Sales Billed	JE	30992612	2/15/2012	86.92
40121000	Com Sales Billed	JE	30992612	2/15/2012	(50,265.66)
40141000	Publ Fire Billed	JE	30992612	2/15/2012	(191.72)
40145000	Priv Fire Billed	JE	30992612	2/15/2012	(4,881.30)
40151000	Publ Auth Billed	JE	30992612	2/15/2012	(8,690.54)
40171000	Misc Sales Billed	JE	30992612	2/15/2012	(709.72)
40211000	Dom WW Svc Billed	JE	30992612	2/15/2012	(6.91)
40310400	OthRev-NSF Ck Chrg	JE	30992612	2/15/2012	(36.00)
40310500	OthRev-Appl/InitFee	JE	30992612	2/15/2012	(2,678.00)
40310700	OthRev-Reconnct Fee	JE	30992612	2/15/2012	(2,912.00)
50185000	Severance	JE	30992370	2/15/2012	13,012.32
51510012	Purchased Power P	EE	4481323	2/15/2012	0.81
51510012	Purchased Power P	EE	4481323	2/15/2012	1.82

Kentucky American Water Company  
Case No. 2012-00520  
Response to PSC DR1, Item 31

Account	Description	Doc Type	Document Number	Posting Date	Amount
51510012	Purchased Power P	EE	4481323	2/15/2012	25.15
51510012	Purchased Power P	EE	4481323	2/15/2012	0.10
51510012	Purchased Power P	EE	4481323	2/15/2012	1.67
51510012	Purchased Power P	EE	4481756	2/15/2012	18.29
51510012	Purchased Power P	EE	4481756	2/15/2012	752.89
51510012	Purchased Power P	EE	4481756	2/15/2012	0.00
51510012	Purchased Power P	EE	4481756	2/15/2012	70.80
51510013	Purchased Power WT	PS	43030037	2/15/2012	6,380.62
51510013	Purchased Power WT	PS	43030037	2/15/2012	870.08
51510013	Purchased Power WT	EE	4481754	2/15/2012	346.73
51510013	Purchased Power WT	EE	4481754	2/15/2012	17.72
51510013	Purchased Power WT	EE	4482308	2/15/2012	3,147.32
51510013	Purchased Power WT	EE	4482308	2/15/2012	0.00
51510013	Purchased Power WT	EE	4482308	2/15/2012	160.83
51510014	Purchased Power TD	EE	4481748	2/15/2012	54.78
51510014	Purchased Power TD	EE	4481748	2/15/2012	1.16
52001300	M&S Oper WT	PV	43029645	2/15/2012	45.75
52001300	M&S Oper WT	PV	43029645	2/15/2012	45.75
52001300	M&S Oper WT	PV	43029650	2/15/2012	150.42
52001300	M&S Oper WT	PV	43029650	2/15/2012	150.42
52001300	M&S Oper WT	PV	43029654	2/15/2012	32.92
52001300	M&S Oper WT	PV	43029654	2/15/2012	32.93
52522000	Community Relations	PS	43030038	2/15/2012	677.25
52522000	Community Relations	PS	43030039	2/15/2012	150.00
52522000	Community Relations	PS	43030040	2/15/2012	2,000.00
52532014	Electricity TD	EE	4481328	2/15/2012	2.34
52532014	Electricity TD	EE	4481328	2/15/2012	1.14
52532014	Electricity TD	EE	4481328	2/15/2012	2.55
52532014	Electricity TD	EE	4481328	2/15/2012	35.19
52532014	Electricity TD	EE	4481328	2/15/2012	0.00
52532014	Electricity TD	EE	4481328	2/15/2012	0.19
52532014	Electricity TD	EE	4481749	2/15/2012	74.77
52532014	Electricity TD	EE	4481749	2/15/2012	5.24
52532014	Electricity TD	EE	4481749	2/15/2012	27.90
52532014	Electricity TD	EE	4481751	2/15/2012	30.90
52532014	Electricity TD	EE	4481751	2/15/2012	3.60
52532014	Electricity TD	EE	4481751	2/15/2012	8.27
52532014	Electricity TD	EE	4482093	2/15/2012	64.60
52532014	Electricity TD	EE	4482093	2/15/2012	3.30
52554500	Lab Supplies	PV	43029658	2/15/2012	1,480.67
52562516	Overnight Shippng AG	PV	43029638	2/15/2012	121.56
52562516	Overnight Shippng AG	PV	43029640	2/15/2012	296.63
52571100	Add'l Security Costs	PV	43029629	2/15/2012	80.00
52583011	Water & WW SS	PV	43029661	2/15/2012	9,336.71
52585000	Discounts Available	PN	7784	2/15/2012	(23.92)
53150013	Contr Svc-Other WT	PV	43029643	2/15/2012	3,242.77
53150013	Contr Svc-Other WT	PV	43029656	2/15/2012	1,000.00
53150016	Contr Svc-Other AG	PV	43029683	2/15/2012	168.00
53150016	Contr Svc-Other AG	PV	43029686	2/15/2012	1,850.31
53150016	Contr Svc-Other AG	PV	43029688	2/15/2012	701.79
55010200	Trans Lease Fuel	PV	43030199	2/15/2012	200.00
55010200	Trans Lease Fuel	PV	43030199	2/15/2012	114.47
55010200	Trans Lease Fuel	PV	43030199	2/15/2012	65.40
55010200	Trans Lease Fuel	PV	43030199	2/15/2012	90.49
55010200	Trans Lease Fuel	PV	43030199	2/15/2012	215.04
55010200	Trans Lease Fuel	PV	43030199	2/15/2012	445.17
55010200	Trans Lease Fuel	PV	43030199	2/15/2012	209.33
55010200	Trans Lease Fuel	PV	43030199	2/15/2012	26.00
55010200	Trans Lease Fuel	PV	43030199	2/15/2012	113.63
55010200	Trans Lease Fuel	PV	43030199	2/15/2012	133.01
55010200	Trans Lease Fuel	PV	43030199	2/15/2012	195.43
55010200	Trans Lease Fuel	PV	43030199	2/15/2012	115.51
55010200	Trans Lease Fuel	PV	43030199	2/15/2012	86.84
55010200	Trans Lease Fuel	PV	43030199	2/15/2012	104.80
55010200	Trans Lease Fuel	PV	43030199	2/15/2012	152.50
55010200	Trans Lease Fuel	PV	43030199	2/15/2012	311.20
55010200	Trans Lease Fuel	PV	43030199	2/15/2012	374.62
55010200	Trans Lease Fuel	PV	43030199	2/15/2012	447.39
55010200	Trans Lease Fuel	PV	43030199	2/15/2012	448.30
55010200	Trans Lease Fuel	PV	43030199	2/15/2012	564.87
55010200	Trans Lease Fuel	PV	43030199	2/15/2012	357.50
55010200	Trans Lease Fuel	PV	43030199	2/15/2012	479.45
55010200	Trans Lease Fuel	PV	43030199	2/15/2012	215.59
55010200	Trans Lease Fuel	PV	43030199	2/15/2012	472.74
55010200	Trans Lease Fuel	PV	43030199	2/15/2012	299.51
55010200	Trans Lease Fuel	PV	43030199	2/15/2012	512.89
55010200	Trans Lease Fuel	PV	43030199	2/15/2012	285.95

Kentucky American Water Company  
Case No. 2012-00520  
Response to PSC DR1, Item 31

Account	Description	Doc Type	Document Number	Posting Date	Amount
55010200	Trans Lease Fuel	PV	43030199	2/15/2012	391.53
55010200	Trans Lease Fuel	PV	43030199	2/15/2012	315.67
55010200	Trans Lease Fuel	PV	43030199	2/15/2012	63.63
55010200	Trans Lease Fuel	PV	43030199	2/15/2012	225.44
55010200	Trans Lease Fuel	PV	43030199	2/15/2012	747.70
55010200	Trans Lease Fuel	PV	43030199	2/15/2012	291.81
55010200	Trans Lease Fuel	PV	43030199	2/15/2012	206.57
55010200	Trans Lease Fuel	PV	43030199	2/15/2012	672.60
55010200	Trans Lease Fuel	PV	43030199	2/15/2012	272.68
55010200	Trans Lease Fuel	PV	43030199	2/15/2012	183.21
55010200	Trans Lease Fuel	PV	43030199	2/15/2012	268.07
55010200	Trans Lease Fuel	PV	43030199	2/15/2012	398.63
55010200	Trans Lease Fuel	PV	43030199	2/15/2012	118.31
55010200	Trans Lease Fuel	PV	43030199	2/15/2012	225.50
55010200	Trans Lease Fuel	PV	43030199	2/15/2012	380.74
55010200	Trans Lease Fuel	PV	43030199	2/15/2012	229.98
55010200	Trans Lease Fuel	PV	43030199	2/15/2012	499.01
55010200	Trans Lease Fuel	PV	43030199	2/15/2012	63.97
55010200	Trans Lease Fuel	PV	43030199	2/15/2012	596.27
55010200	Trans Lease Fuel	PV	43030199	2/15/2012	932.28
55010200	Trans Lease Fuel	PV	43030199	2/15/2012	870.18
55010200	Trans Lease Fuel	PV	43030199	2/15/2012	854.46
55010200	Trans Lease Fuel	PV	43030199	2/15/2012	42.92
55010200	Trans Lease Fuel	PV	43030199	2/15/2012	141.62
55010200	Trans Lease Fuel	PV	43030199	2/15/2012	179.27
55010200	Trans Lease Fuel	PV	43030199	2/15/2012	201.54
55010200	Trans Lease Fuel	PV	43030199	2/15/2012	246.90
55010200	Trans Lease Fuel	PV	43030199	2/15/2012	253.35
55010200	Trans Lease Fuel	PV	43030199	2/15/2012	55.60
55010200	Trans Lease Fuel	PV	43030199	2/15/2012	165.96
55010200	Trans Lease Fuel	PV	43030199	2/15/2012	439.16
55010200	Trans Lease Fuel	PV	43030199	2/15/2012	594.62
55010200	Trans Lease Fuel	PV	43030199	2/15/2012	146.54
55010200	Trans Lease Fuel	PV	43030199	2/15/2012	44.17
55010200	Trans Lease Fuel	PV	43030199	2/15/2012	43.00
55010200	Trans Lease Fuel	PV	43030199	2/15/2012	640.39
55010200	Trans Lease Fuel	PV	43030199	2/15/2012	833.81
55010200	Trans Lease Fuel	PV	43030199	2/15/2012	107.20
55010200	Trans Lease Fuel	PV	43030199	2/15/2012	264.12
55010200	Trans Lease Fuel	PV	43030199	2/15/2012	238.98
55010200	Trans Lease Fuel	PV	43030199	2/15/2012	259.75
55010200	Trans Lease Fuel	PV	43030199	2/15/2012	213.00
55010200	Trans Lease Fuel	PV	43030199	2/15/2012	222.79
55010200	Trans Lease Fuel	PV	43030199	2/15/2012	276.56
55010200	Trans Lease Fuel	PV	43030199	2/15/2012	597.76
55010200	Trans Lease Fuel	PV	43030199	2/15/2012	320.31
55010200	Trans Lease Fuel	PV	43030199	2/15/2012	671.90
55010200	Trans Lease Fuel	PV	43030199	2/15/2012	104.00
55010200	Trans Lease Fuel	PV	43030199	2/15/2012	154.65
55010200	Trans Lease Fuel	PV	43030199	2/15/2012	260.88
55010200	Trans Lease Fuel	PV	43030199	2/15/2012	668.66
55010200	Trans Lease Fuel	PV	43030199	2/15/2012	120.30
55010200	Trans Lease Fuel	PV	43030199	2/15/2012	101.73
55010200	Trans Lease Fuel	PV	43030199	2/15/2012	350.00
55010200	Trans Lease Fuel	PV	43030199	2/15/2012	1,024.74
55010200	Trans Lease Fuel	PV	43030199	2/15/2012	1,090.31
55010200	Trans Lease Fuel	PV	43030199	2/15/2012	804.53
55010200	Trans Lease Fuel	PV	43030199	2/15/2012	230.70
55010200	Trans Lease Fuel	PV	43030199	2/15/2012	107.00
55010200	Trans Lease Fuel	PV	43030199	2/15/2012	33.69
55010200	Trans Lease Fuel	PV	43030199	2/15/2012	444.02
55010200	Trans Lease Fuel	PV	43030199	2/15/2012	180.01
55010200	Trans Lease Fuel	PV	43030199	2/15/2012	26.15
55010200	Trans Lease Fuel	PV	43030199	2/15/2012	772.50
55010200	Trans Lease Fuel	PV	43030199	2/15/2012	97.07
55010200	Trans Lease Fuel	PV	43030199	2/15/2012	566.63
55010200	Trans Lease Fuel	PV	43030199	2/15/2012	299.46
55010300	Trans Lease Maint	PV	43030181	2/15/2012	32.69
55010300	Trans Lease Maint	PV	43030181	2/15/2012	9.05
55010300	Trans Lease Maint	PV	43030181	2/15/2012	19.45
55010300	Trans Lease Maint	PV	43030181	2/15/2012	299.12
55010300	Trans Lease Maint	PV	43030181	2/15/2012	5.00
55010300	Trans Lease Maint	PV	43030181	2/15/2012	5.00
55010300	Trans Lease Maint	PV	43030181	2/15/2012	25.00
55010300	Trans Lease Maint	PV	43030181	2/15/2012	266.19
55010300	Trans Lease Maint	PV	43030181	2/15/2012	5.00
55010300	Trans Lease Maint	PV	43030181	2/15/2012	5.00



Kentucky American Water Company  
Case No. 2012-00520  
Response to PSC DR1, Item 31

Account	Description	Doc Type	Document Number	Posting Date	Amount
55010300	Trans Lease Maint	PV	43030181	2/15/2012	22.82
55010300	Trans Lease Maint	PV	43030181	2/15/2012	411.36
55010300	Trans Lease Maint	PV	43030181	2/15/2012	765.98
55010300	Trans Lease Maint	PV	43030181	2/15/2012	1.00
55010300	Trans Lease Maint	PV	43030181	2/15/2012	1.00
55010300	Trans Lease Maint	PV	43030181	2/15/2012	1.00
55010300	Trans Lease Maint	PV	43030181	2/15/2012	1.00
55010300	Trans Lease Maint	PV	43030181	2/15/2012	1.00
55010300	Trans Lease Maint	PV	43030181	2/15/2012	1.00
55010300	Trans Lease Maint	PV	43030181	2/15/2012	1.00
55010300	Trans Lease Maint	PV	43030181	2/15/2012	5.00
55010300	Trans Lease Maint	PV	43030181	2/15/2012	1.00
55010300	Trans Lease Maint	PV	43030181	2/15/2012	1.00
55010300	Trans Lease Maint	PV	43030181	2/15/2012	1.00
55010300	Trans Lease Maint	PV	43030181	2/15/2012	5.00
55010300	Trans Lease Maint	PV	43030181	2/15/2012	5.00
55010300	Trans Lease Maint	PV	43030181	2/15/2012	5.00
55010300	Trans Lease Maint	PV	43030181	2/15/2012	1.00
55010300	Trans Lease Maint	PV	43030181	2/15/2012	1.00
55010300	Trans Lease Maint	PV	43030181	2/15/2012	1.00
55010300	Trans Lease Maint	PV	43030181	2/15/2012	1.00
55010300	Trans Lease Maint	PV	43030181	2/15/2012	1.00
55010300	Trans Lease Maint	PV	43030181	2/15/2012	1.00
55010300	Trans Lease Maint	PV	43030181	2/15/2012	2,800.50
55010300	Trans Lease Maint	PV	43030181	2/15/2012	1.00
55010300	Trans Lease Maint	PV	43030181	2/15/2012	1.00
55010300	Trans Lease Maint	PV	43030181	2/15/2012	1.00
55010300	Trans Lease Maint	PV	43030181	2/15/2012	1.00
55010300	Trans Lease Maint	PV	43030181	2/15/2012	1.00
55010300	Trans Lease Maint	PV	43030181	2/15/2012	1.00
55010300	Trans Lease Maint	PV	43030181	2/15/2012	787.77
55010300	Trans Lease Maint	PV	43030181	2/15/2012	1.00
55010300	Trans Lease Maint	PV	43030181	2/15/2012	1.00
55010300	Trans Lease Maint	PV	43030181	2/15/2012	1.00
55010300	Trans Lease Maint	PV	43030181	2/15/2012	1.00
55010300	Trans Lease Maint	PV	43030181	2/15/2012	1.00
55010300	Trans Lease Maint	PV	43030181	2/15/2012	1.00
55010300	Trans Lease Maint	PV	43030181	2/15/2012	1.00
55010300	Trans Lease Maint	PV	43030181	2/15/2012	1.00
55010300	Trans Lease Maint	PV	43030181	2/15/2012	1.00
55010300	Trans Lease Maint	PV	43030181	2/15/2012	1.00
55010300	Trans Lease Maint	PV	43030181	2/15/2012	5.00
55010300	Trans Lease Maint	PV	43030181	2/15/2012	320.34
55010300	Trans Lease Maint	PV	43030181	2/15/2012	93.53
55010300	Trans Lease Maint	PV	43030181	2/15/2012	17.33
55010300	Trans Lease Maint	PV	43030181	2/15/2012	17.22
55010300	Trans Lease Maint	PV	43030181	2/15/2012	17.25
55010300	Trans Lease Maint	PV	43030181	2/15/2012	17.24
55010300	Trans Lease Maint	PV	43030181	2/15/2012	58.68
55010300	Trans Lease Maint	PV	43030181	2/15/2012	108.91
55010300	Trans Lease Maint	PV	43030181	2/15/2012	108.12
55010300	Trans Lease Maint	PV	43030181	2/15/2012	15.94
55010300	Trans Lease Maint	PV	43030181	2/15/2012	15.90
55010300	Trans Lease Maint	PV	43030181	2/15/2012	104.07
55010300	Trans Lease Maint	PV	43030181	2/15/2012	15.91
55010300	Trans Lease Maint	PV	43030181	2/15/2012	80.68
55010300	Trans Lease Maint	PV	43030181	2/15/2012	69.24
55010300	Trans Lease Maint	PV	43030181	2/15/2012	19.04
55010300	Trans Lease Maint	PV	43030181	2/15/2012	18.28
55010300	Trans Lease Maint	PV	43030181	2/15/2012	164.96
55010300	Trans Lease Maint	PV	43030181	2/15/2012	39.32
55010300	Trans Lease Maint	PV	43030181	2/15/2012	22.37
55010300	Trans Lease Maint	PV	43030181	2/15/2012	688.45
55010300	Trans Lease Maint	PV	43030181	2/15/2012	14.56
55010300	Trans Lease Maint	PV	43030181	2/15/2012	14.56
55010300	Trans Lease Maint	PV	43030181	2/15/2012	474.32
55010300	Trans Lease Maint	PV	43030181	2/15/2012	30.13
55010300	Trans Lease Maint	PV	43030181	2/15/2012	1.00
55010300	Trans Lease Maint	PV	43030181	2/15/2012	139.03
55010300	Trans Lease Maint	PV	43030181	2/15/2012	136.41
55010300	Trans Lease Maint	PV	43030181	2/15/2012	18.59
55010300	Trans Lease Maint	PV	43030181	2/15/2012	1.00
55010300	Trans Lease Maint	PV	43030181	2/15/2012	1.00
55010300	Trans Lease Maint	PV	43030181	2/15/2012	1.00
55010300	Trans Lease Maint	PV	43030181	2/15/2012	37.55
55010300	Trans Lease Maint	PV	43030181	2/15/2012	25.05
55010300	Trans Lease Maint	PV	43030181	2/15/2012	122.00
55010300	Trans Lease Maint	PV	43030181	2/15/2012	16.05
55010300	Trans Lease Maint	PV	43030181	2/15/2012	22.82
55010300	Trans Lease Maint	PV	43030181	2/15/2012	38.84
55010300	Trans Lease Maint	PV	43030181	2/15/2012	1.00



Kentucky American Water Company  
Case No. 2012-00520  
Response to PSC DR1, Item 31

Account	Description	Doc Type	Document Number	Posting Date	Amount
40310500	OthRev-Appl/InitFee	JE	30992692	2/16/2012	(130.00)
40310700	OthRev-Reconnct Fee	JE	30992692	2/16/2012	(2,210.00)
51510013	Purchased Power WT	PS	43030407	2/16/2012	3,190.31
51510013	Purchased Power WT	PS	43030407	2/16/2012	435.04
52501400	Misc Oper TD	TC	30992435	2/16/2012	92.30
52501600	Misc Oper AG	PS	43030407	2/16/2012	0.02
52510015	Bank Svc Charges-CA	PV	43031097	2/16/2012	8,652.46
52522000	Community Relations	ST	30992566	2/16/2012	9.00
52548014	Heating Oil/Gas TD	EE	4482942	2/16/2012	4.95
52548014	Heating Oil/Gas TD	EE	4482942	2/16/2012	4.96
52548014	Heating Oil/Gas TD	EE	4482942	2/16/2012	165.17
52548014	Heating Oil/Gas TD	EE	4482942	2/16/2012	0.00
52548014	Heating Oil/Gas TD	EE	4482942	2/16/2012	10.51
52574016	Telephone AG	TC	30992435	2/16/2012	118.46
52574016	Telephone AG	TC	30992435	2/16/2012	46.53
52574016	Telephone AG	TC	30992435	2/16/2012	330.41
52574016	Telephone AG	TC	30992435	2/16/2012	61.64
53150015	Contr Svc-Other CA	TC	30992419	2/16/2012	14.95
53150016	Contr Svc-Other AG	PV	43030782	2/16/2012	130.75
57010015	Uncoll Accts Exp CA	JE	30992692	2/16/2012	(418.01)
68520000	Property Taxes	JE	30992655	2/16/2012	56,796.36
40111000	Res Sales Billed	JE	30992788	2/17/2012	(71,028.68)
40111000	Res Sales Billed	JE	30992788	2/17/2012	(5,447.52)
40111000	Res Sales Billed	JE	30992788	2/17/2012	(4.15)
40111000	Res Sales Billed	JE	30992788	2/17/2012	(24.80)
40121000	Com Sales Billed	JE	30992788	2/17/2012	(41,919.97)
40121000	Com Sales Billed	JE	30992788	2/17/2012	(337.41)
40145000	Priv Fire Billed	JE	30992788	2/17/2012	(2,528.28)
40151000	Publ Auth Billed	JE	30992788	2/17/2012	(16,808.18)
40211000	Dom WW Svc Billed	JE	30992788	2/17/2012	(8.06)
40310400	OthRev-NSF Ck Chrg	JE	30992788	2/17/2012	(144.00)
40310500	OthRev-Appl/InitFee	JE	30992788	2/17/2012	(676.00)
40310500	OthRev-Appl/InitFee	JE	30992788	2/17/2012	(26.00)
40310500	OthRev-Appl/InitFee	JE	30992788	2/17/2012	(52.00)
40310700	OthRev-Reconnct Fee	JE	30992788	2/17/2012	(1,014.00)
40310700	OthRev-Reconnct Fee	JE	30992788	2/17/2012	(130.00)
50423000	ESPP Expense	JE	30992708	2/17/2012	867.52
51510012	Purchased Power P	EE	4482113	2/17/2012	97.11
51510012	Purchased Power P	EE	4482113	2/17/2012	0.00
51510012	Purchased Power P	EE	4482113	2/17/2012	8.91
51510014	Purchased Power TD	EE	4482095	2/17/2012	20.63
51510014	Purchased Power TD	EE	4482095	2/17/2012	1.06
51510014	Purchased Power TD	EE	4482114	2/17/2012	46.23
51510014	Purchased Power TD	EE	4482114	2/17/2012	2.37
51510014	Purchased Power TD	EE	4482290	2/17/2012	89.55
51510014	Purchased Power TD	EE	4482290	2/17/2012	4.58
52532014	Electricity TD	EE	4481538	2/17/2012	18.19
52532014	Electricity TD	EE	4481538	2/17/2012	3.85
52532014	Electricity TD	EE	4481538	2/17/2012	12.97
52532014	Electricity TD	EE	4482115	2/17/2012	136.91
52532014	Electricity TD	EE	4482115	2/17/2012	6.99
52532014	Electricity TD	EE	4482291	2/17/2012	18.19
52532014	Electricity TD	EE	4482291	2/17/2012	1.67
52532014	Electricity TD	EE	4482291	2/17/2012	0.00
52532016	Electricity AG	EE	4482112	2/17/2012	8.77
52532016	Electricity AG	EE	4482112	2/17/2012	292.37
52532016	Electricity AG	EE	4482112	2/17/2012	0.00
52532016	Electricity AG	EE	4482112	2/17/2012	6.17
52585000	Discounts Available	PX	5550	2/17/2012	(29.00)
52585000	Discounts Available	PX	5550	2/17/2012	(128.20)
52585000	Discounts Available	PX	5550	2/17/2012	(12.56)
52585000	Discounts Available	PK	62065063	2/17/2012	(10.31)
52585000	Discounts Available	PK	62065064	2/17/2012	(29.03)
53155000	Contr Svc-Legal	PV	43031947	2/17/2012	360.00
57010015	Uncoll Accts Exp CA	JE	30992788	2/17/2012	(67.02)
57010015	Uncoll Accts Exp CA	JE	30992788	2/17/2012	(785.38)
62002400	M&S Maint TD	IR	715327	2/17/2012	(29.68)
62002400	M&S Maint TD	IR	715327	2/17/2012	(134.84)
62002400	M&S Maint TD	IR	715327	2/17/2012	(8.69)
62002400	M&S Maint TD	IR	715327	2/17/2012	(34.89)
62002400	M&S Maint TD	IR	715328	2/17/2012	(44.14)
71521000	M&J Expenses	II	715315	2/17/2012	29.68
71521000	M&J Expenses	II	715315	2/17/2012	134.84
71521000	M&J Expenses	II	715315	2/17/2012	8.30
71521000	M&J Expenses	II	715315	2/17/2012	34.89
71521000	M&J Expenses	II	715315	2/17/2012	(8.30)
71521000	M&J Expenses	II	715315	2/17/2012	8.69

Kentucky American Water Company  
Case No. 2012-00520  
Response to PSC DR1, Item 31

Account	Description	Doc Type	Document Number	Posting Date	Amount
50101300	Labor Oper WT	T2	46065	2/19/2012	1,205.61
50101300	Labor Oper WT	T2	46065	2/19/2012	980.49
50101300	Labor Oper WT	T2	46065	2/19/2012	14,266.32
50101300	Labor Oper WT	T2	46065	2/19/2012	15,486.72
50101300	Labor Oper WT	T2	46065	2/19/2012	10,976.32
50101300	Labor Oper WT	T2	46065	2/19/2012	104.00
50101305	Labor Oper WT SupEng	T2	46065	2/19/2012	7,189.57
50101305	Labor Oper WT SupEng	T2	46065	2/19/2012	1,350.44
50101305	Labor Oper WT SupEng	T2	46065	2/19/2012	8,186.38
50101305	Labor Oper WT SupEng	T2	46065	2/19/2012	2,842.32
50101305	Labor Oper WT SupEng	T2	46065	2/19/2012	3,234.94
50101305	Labor Oper WT SupEng	T2	46065	2/19/2012	5,532.80
50101305	Labor Oper WT SupEng	T2	46065	2/19/2012	177.65
50101305	Labor Oper WT SupEng	T2	46065	2/19/2012	8,027.37
50101305	Labor Oper WT SupEng	T2	46065	2/19/2012	99.32
50101400	Labor Oper TD	T2	46065	2/19/2012	29,964.79
50101400	Labor Oper TD	T2	46065	2/19/2012	865.38
50101400	Labor Oper TD	T2	46065	2/19/2012	489.99
50101400	Labor Oper TD	T2	46065	2/19/2012	567.32
50101400	Labor Oper TD	T2	46065	2/19/2012	387.77
50101405	Labor Oper TD SupEng	T2	46065	2/19/2012	1,826.94
50101405	Labor Oper TD SupEng	T2	46065	2/19/2012	2,986.94
50101405	Labor Oper TD SupEng	T2	46065	2/19/2012	1,421.00
50101405	Labor Oper TD SupEng	T2	46065	2/19/2012	881.52
50101415	Labor Oper TD Lines	T2	46065	2/19/2012	4,250.63
50101415	Labor Oper TD Lines	T2	46065	2/19/2012	657.50
50101415	Labor Oper TD Lines	T2	46065	2/19/2012	1,521.86
50101420	Labor Oper TD Meter	T2	46065	2/19/2012	21,378.95
50101500	Labor Oper CA	T2	46065	2/19/2012	3,048.78
50101500	Labor Oper CA	T2	46065	2/19/2012	286.92
50101510	Labor Oper CA MtrRd	T2	46065	2/19/2012	14,163.82
50101520	Labor Oper CA CstSrv	T2	46065	2/19/2012	4,559.36
50101600	Labor Oper AG	T2	46065	2/19/2012	16,699.72
50101600	Labor Oper AG	T2	46065	2/19/2012	869.62
50101600	Labor Oper AG	T2	46065	2/19/2012	2,076.80
50101600	Labor Oper AG	T2	46065	2/19/2012	2,888.70
50101600	Labor Oper AG	T2	46065	2/19/2012	5,304.14
50101600	Labor Oper AG	T2	46065	2/19/2012	4,591.70
50101600	Labor Oper AG	T2	46065	2/19/2012	1,280.03
50101600	Labor Oper AG	T2	46065	2/19/2012	0.00
50101600	Labor Oper AG	T2	46065	2/19/2012	2,318.29
50102200	Labor Maint P	T2	46065	2/19/2012	1,965.60
50102200	Labor Maint P	T2	46065	2/19/2012	884.52
50102300	Labor Maint WT	T2	46065	2/19/2012	1,965.60
50102300	Labor Maint WT	T2	46065	2/19/2012	1,769.04
50102400	Labor Maint TD	T2	46065	2/19/2012	1,862.48
50102410	Labor Mnt TD Str&Imp	T2	46065	2/19/2012	12.90
50102415	Labor Mnt TD DistRes	T2	46065	2/19/2012	98.28
50102420	Labor Mnt TD Mains	T2	46065	2/19/2012	3,353.89
50102420	Labor Mnt TD Mains	T2	46065	2/19/2012	46.14
50102420	Labor Mnt TD Mains	T2	46065	2/19/2012	3,536.63
50102420	Labor Mnt TD Mains	T2	46065	2/19/2012	737.37
50102430	Labor Mnt TD Service	T2	46065	2/19/2012	10,961.52
50102430	Labor Mnt TD Service	T2	46065	2/19/2012	149.96
50102430	Labor Mnt TD Service	T2	46065	2/19/2012	280.28
50102430	Labor Mnt TD Service	T2	46065	2/19/2012	504.10
50102435	Labor Mnt TD Meter	T2	46065	2/19/2012	982.80
50102435	Labor Mnt TD Meter	T2	46065	2/19/2012	987.53
50102435	Labor Mnt TD Meter	T2	46065	2/19/2012	279.82
50102440	Labor Mnt TD Hydrant	T2	46065	2/19/2012	2,065.68
50111300	LaborOper NS OT WT	T2	46065	2/19/2012	439.18
50111300	LaborOper NS OT WT	T2	46065	2/19/2012	322.94
50111300	LaborOper NS OT WT	T2	46065	2/19/2012	1,321.36
50111300	LaborOper NS OT WT	T2	46065	2/19/2012	1,314.12
50111300	LaborOper NS OT WT	T2	46065	2/19/2012	1,656.98
50111305	LaborOperNS OT WT SE	T2	46065	2/19/2012	293.96
50111305	LaborOperNS OT WT SE	T2	46065	2/19/2012	588.31
50111400	LaborOper NS OT TD	T2	46065	2/19/2012	113.05
50111400	LaborOper NS OT TD	T2	46065	2/19/2012	96.74
50111405	LaborOperNS OT TD SE	T2	46065	2/19/2012	62.91
50111415	LaborOperNS OT TD Ln	T2	46065	2/19/2012	356.28
50111415	LaborOperNS OT TD Ln	T2	46065	2/19/2012	252.29
50111420	LaborOperNS OT TD Mt	T2	46065	2/19/2012	4,079.98
50111510	LaborOperNS OT CA MR	T2	46065	2/19/2012	1,040.70
50111520	LaborOperNS OT CA CS	T2	46065	2/19/2012	224.10
50112200	LaborMaint NS OT P	T2	46065	2/19/2012	430.74
50112300	LaborMaint NS OT WT	T2	46065	2/19/2012	540.54

Kentucky American Water Company  
Case No. 2012-00520  
Response to PSC DR1, Item 31

Account	Description	Doc Type	Document Number	Posting Date	Amount
50112300	LaborMaint NS OT WT	T2	46065	2/19/2012	245.70
50112420	LaborMaintNSOT TD Mn	T2	46065	2/19/2012	69.97
50112420	LaborMaintNSOT TD Mn	T2	46065	2/19/2012	463.61
50112430	LaborMaintNSOT TD Sv	T2	46065	2/19/2012	325.93
50112430	LaborMaintNSOT TD Sv	T2	46065	2/19/2012	520.54
50112435	LaborMaintNSOT TD Mt	T2	46065	2/19/2012	18.13
50112440	LaborMaintNSOT TD Hy	T2	46065	2/19/2012	17.30
50171000	Annual Incent Plan	T3	46066	2/19/2012	3,666.75
50171000	Annual Incent Plan	T3	46066	2/19/2012	1,014.45
50171000	Annual Incent Plan	T3	46066	2/19/2012	207.68
50171000	Annual Incent Plan	T3	46066	2/19/2012	288.87
50171000	Annual Incent Plan	T3	46066	2/19/2012	544.66
50171000	Annual Incent Plan	T3	46066	2/19/2012	918.34
50171000	Annual Incent Plan	T3	46066	2/19/2012	1,437.77
50171000	Annual Incent Plan	T3	46066	2/19/2012	2,620.90
50171000	Annual Incent Plan	T3	46066	2/19/2012	405.97
50171000	Annual Incent Plan	T3	46066	2/19/2012	250.00
50171000	Annual Incent Plan	T3	46066	2/19/2012	292.31
50421000	401k Expense	T3	46066	2/19/2012	498.24
50421000	401k Expense	T3	46066	2/19/2012	8.69
50421000	401k Expense	T3	46066	2/19/2012	83.07
50421000	401k Expense	T3	46066	2/19/2012	57.78
50421000	401k Expense	T3	46066	2/19/2012	111.90
50421000	401k Expense	T3	46066	2/19/2012	183.67
50421000	401k Expense	T3	46066	2/19/2012	140.37
50421000	401k Expense	T3	46066	2/19/2012	1,751.23
50421000	401k Expense	T3	46066	2/19/2012	24.57
50421000	401k Expense	T3	46066	2/19/2012	21.63
50421000	401k Expense	T3	46066	2/19/2012	133.40
50421000	401k Expense	T3	46066	2/19/2012	1.80
50421000	401k Expense	T3	46066	2/19/2012	48.01
50421000	401k Expense	T3	46066	2/19/2012	6.58
50421000	401k Expense	T3	46066	2/19/2012	1.50
50421000	401k Expense	T3	46066	2/19/2012	4.93
50421000	401k Expense	T3	46066	2/19/2012	20.15
50421000	401k Expense	T3	46066	2/19/2012	11.20
50421000	401k Expense	T3	46066	2/19/2012	12.25
50421000	401k Expense	T3	46066	2/19/2012	201.48
50421000	401k Expense	T3	46066	2/19/2012	304.95
50421000	401k Expense	T3	46066	2/19/2012	513.27
50421000	401k Expense	T3	46066	2/19/2012	247.04
50421000	401k Expense	T3	46066	2/19/2012	3.55
50421000	401k Expense	T3	46066	2/19/2012	193.16
50421000	401k Expense	T3	46066	2/19/2012	128.53
50421000	401k Expense	T3	46066	2/19/2012	91.68
50421000	401k Expense	T3	46066	2/19/2012	16.52
50421000	401k Expense	T3	46066	2/19/2012	18.65
50421000	401k Expense	T3	46066	2/19/2012	3.43
50422000	DCP Expense	T3	46066	2/19/2012	282.53
50422000	DCP Expense	T3	46066	2/19/2012	109.03
50422000	DCP Expense	T3	46066	2/19/2012	87.84
50422000	DCP Expense	T3	46066	2/19/2012	241.06
50422000	DCP Expense	T3	46066	2/19/2012	377.46
50422000	DCP Expense	T3	46066	2/19/2012	70.90
50422000	DCP Expense	T3	46066	2/19/2012	2,219.18
50422000	DCP Expense	T3	46066	2/19/2012	185.91
50422000	DCP Expense	T3	46066	2/19/2012	2.42
50422000	DCP Expense	T3	46066	2/19/2012	56.86
50422000	DCP Expense	T3	46066	2/19/2012	34.52
50422000	DCP Expense	T3	46066	2/19/2012	7.87
50422000	DCP Expense	T3	46066	2/19/2012	7.27
50422000	DCP Expense	T3	46066	2/19/2012	14.70
50422000	DCP Expense	T3	46066	2/19/2012	417.26
50422000	DCP Expense	T3	46066	2/19/2012	591.37
50422000	DCP Expense	T3	46066	2/19/2012	748.84
50422000	DCP Expense	T3	46066	2/19/2012	189.13
50422000	DCP Expense	T3	46066	2/19/2012	95.92
50422000	DCP Expense	T3	46066	2/19/2012	168.50
50422000	DCP Expense	T3	46066	2/19/2012	25.37
50422000	DCP Expense	T3	46066	2/19/2012	24.26
50422000	DCP Expense	T3	46066	2/19/2012	3.33
50510100	PBOP Cap Credits	T3	46066	2/19/2012	19,821.58
50510100	PBOP Cap Credits	T3	46066	2/19/2012	154.30
50510100	PBOP Cap Credits	T3	46066	2/19/2012	151.06
50510100	PBOP Cap Credits	T3	46066	2/19/2012	126.55
50510100	PBOP Cap Credits	T3	46066	2/19/2012	385.20
50510100	PBOP Cap Credits	T3	46066	2/19/2012	22.27

Kentucky American Water Company  
Case No. 2012-00520  
Response to PSC DR1, Item 31

Account	Description	Doc Type	Document Number	Posting Date	Amount
50510100	PBOP Cap Credits	T3	46066	2/19/2012	157.90
50510100	PBOP Cap Credits	T3	46066	2/19/2012	76.91
50550000	Group Insur Expense	T3	46066	2/19/2012	118.05
50550000	Group Insur Expense	T3	46066	2/19/2012	70.90
50550000	Group Insur Expense	T3	46066	2/19/2012	1,917.99
50550000	Group Insur Expense	T3	46066	2/19/2012	20.20
50550000	Group Insur Expense	T3	46066	2/19/2012	89.84
50550000	Group Insur Expense	T3	46066	2/19/2012	4.33
50550000	Group Insur Expense	T3	46066	2/19/2012	26.45
50550000	Group Insur Expense	T3	46066	2/19/2012	416.77
50550000	Group Insur Expense	T3	46066	2/19/2012	273.82
50550000	Group Insur Expense	T3	46066	2/19/2012	302.69
50550000	Group Insur Expense	T3	46066	2/19/2012	144.26
50550000	Group Insur Expense	T3	46066	2/19/2012	265.65
50550000	Group Insur Expense	T3	46066	2/19/2012	20.52
50550100	Group Ins Cap Credits	T3	46066	2/19/2012	46,658.56
50550100	Group Ins Cap Credits	T3	46066	2/19/2012	182.80
50550100	Group Ins Cap Credits	T3	46066	2/19/2012	178.96
50550100	Group Ins Cap Credits	T3	46066	2/19/2012	856.92
50550100	Group Ins Cap Credits	T3	46066	2/19/2012	8.58
50550100	Group Ins Cap Credits	T3	46066	2/19/2012	657.83
50550100	Group Ins Cap Credits	T3	46066	2/19/2012	122.29
50550100	Group Ins Cap Credits	T3	46066	2/19/2012	27.89
50550100	Group Ins Cap Credits	T3	46066	2/19/2012	52.12
50550100	Group Ins Cap Credits	T3	46066	2/19/2012	187.06
50550100	Group Ins Cap Credits	T3	46066	2/19/2012	52.04
50550100	Group Ins Cap Credits	T3	46066	2/19/2012	91.14
50550100	Group Ins Cap Credits	T3	46066	2/19/2012	251.18
50610100	Pension Cap Credits	T3	46066	2/19/2012	30,805.56
50610100	Pension Cap Credits	T3	46066	2/19/2012	239.81
50610100	Pension Cap Credits	T3	46066	2/19/2012	234.75
50610100	Pension Cap Credits	T3	46066	2/19/2012	196.68
50610100	Pension Cap Credits	T3	46066	2/19/2012	598.67
50610100	Pension Cap Credits	T3	46066	2/19/2012	34.63
50610100	Pension Cap Credits	T3	46066	2/19/2012	245.38
50610100	Pension Cap Credits	T3	46066	2/19/2012	119.55
55000100	Trans Cap Credits	T3	46066	2/19/2012	1,185.68
55000100	Trans Cap Credits	T3	46066	2/19/2012	202.43
55000100	Trans Cap Credits	T3	46066	2/19/2012	147.45
55000100	Trans Cap Credits	T3	46066	2/19/2012	205.10
55000100	Trans Cap Credits	T3	46066	2/19/2012	407.78
55000100	Trans Cap Credits	T3	46066	2/19/2012	326.01
55000100	Trans Cap Credits	T3	46066	2/19/2012	4,036.87
55000100	Trans Cap Credits	T3	46066	2/19/2012	95.88
55000100	Trans Cap Credits	T3	46066	2/19/2012	6,938.29
55000100	Trans Cap Credits	T3	46066	2/19/2012	68.31
55000100	Trans Cap Credits	T3	46066	2/19/2012	327.09
55000100	Trans Cap Credits	T3	46066	2/19/2012	3.28
55000100	Trans Cap Credits	T3	46066	2/19/2012	251.07
55000100	Trans Cap Credits	T3	46066	2/19/2012	46.68
55000100	Trans Cap Credits	T3	46066	2/19/2012	10.65
55000100	Trans Cap Credits	T3	46066	2/19/2012	19.90
55000100	Trans Cap Credits	T3	46066	2/19/2012	71.40
55000100	Trans Cap Credits	T3	46066	2/19/2012	19.86
55000100	Trans Cap Credits	T3	46066	2/19/2012	34.79
55000100	Trans Cap Credits	T3	46066	2/19/2012	1,459.92
55000100	Trans Cap Credits	T3	46066	2/19/2012	1,229.52
55000100	Trans Cap Credits	T3	46066	2/19/2012	679.76
55000100	Trans Cap Credits	T3	46066	2/19/2012	379.13
55000100	Trans Cap Credits	T3	46066	2/19/2012	489.01
55000100	Trans Cap Credits	T3	46066	2/19/2012	123.58
55010500	Trans Reimb EE Prsnl	T3	46066	2/19/2012	83.25
55720100	Ins W/C Cap Credits	T3	46066	2/19/2012	4,766.15
55720100	Ins W/C Cap Credits	T3	46066	2/19/2012	18.68
55720100	Ins W/C Cap Credits	T3	46066	2/19/2012	18.28
55720100	Ins W/C Cap Credits	T3	46066	2/19/2012	87.55
55720100	Ins W/C Cap Credits	T3	46066	2/19/2012	0.88
55720100	Ins W/C Cap Credits	T3	46066	2/19/2012	67.19
55720100	Ins W/C Cap Credits	T3	46066	2/19/2012	12.49
55720100	Ins W/C Cap Credits	T3	46066	2/19/2012	2.85
55720100	Ins W/C Cap Credits	T3	46066	2/19/2012	5.30
55720100	Ins W/C Cap Credits	T3	46066	2/19/2012	19.09
55720100	Ins W/C Cap Credits	T3	46066	2/19/2012	5.32
55720100	Ins W/C Cap Credits	T3	46066	2/19/2012	9.32
55720100	Ins W/C Cap Credits	T3	46066	2/19/2012	25.66
68532000	FUTA	T3	46066	2/19/2012	10.35

Kentucky American Water Company  
Case No. 2012-00520  
Response to PSC DR1, Item 31

Account	Description	Doc Type	Document Number	Posting Date	Amount
68532000	FUTA	T3	46066	2/19/2012	4.96
68532000	FUTA	T3	46066	2/19/2012	6.33
68532000	FUTA	T3	46066	2/19/2012	11.84
68532000	FUTA	T3	46066	2/19/2012	9.40
68532000	FUTA	T3	46066	2/19/2012	4.85
68532000	FUTA	T3	46066	2/19/2012	305.64
68532000	FUTA	T3	46066	2/19/2012	3.32
68532000	FUTA	T3	46066	2/19/2012	0.11
68532000	FUTA	T3	46066	2/19/2012	18.78
68532000	FUTA	T3	46066	2/19/2012	0.17
68532000	FUTA	T3	46066	2/19/2012	6.38
68532000	FUTA	T3	46066	2/19/2012	3.60
68532000	FUTA	T3	46066	2/19/2012	0.82
68532000	FUTA	T3	46066	2/19/2012	0.79
68532000	FUTA	T3	46066	2/19/2012	1.88
68532000	FUTA	T3	46066	2/19/2012	16.89
68532000	FUTA	T3	46066	2/19/2012	23.87
68532000	FUTA	T3	46066	2/19/2012	26.83
68532000	FUTA	T3	46066	2/19/2012	40.23
68532000	FUTA	T3	46066	2/19/2012	0.02
68532000	FUTA	T3	46066	2/19/2012	35.89
68532000	FUTA	T3	46066	2/19/2012	12.99
68532000	FUTA	T3	46066	2/19/2012	21.20
68532000	FUTA	T3	46066	2/19/2012	5.44
68532000	FUTA	T3	46066	2/19/2012	2.55
68533000	FICA	T3	46066	2/19/2012	1,243.14
68533000	FICA	T3	46066	2/19/2012	62.95
68533000	FICA	T3	46066	2/19/2012	151.15
68533000	FICA	T3	46066	2/19/2012	211.81
68533000	FICA	T3	46066	2/19/2012	412.39
68533000	FICA	T3	46066	2/19/2012	342.08
68533000	FICA	T3	46066	2/19/2012	653.40
68533000	FICA	T3	46066	2/19/2012	97.23
68533000	FICA	T3	46066	2/19/2012	7,157.13
68533000	FICA	T3	46066	2/19/2012	71.02
68533000	FICA	T3	46066	2/19/2012	70.70
68533000	FICA	T3	46066	2/19/2012	329.40
68533000	FICA	T3	46066	2/19/2012	3.33
68533000	FICA	T3	46066	2/19/2012	258.01
68533000	FICA	T3	46066	2/19/2012	47.36
68533000	FICA	T3	46066	2/19/2012	10.80
68533000	FICA	T3	46066	2/19/2012	20.33
68533000	FICA	T3	46066	2/19/2012	73.15
68533000	FICA	T3	46066	2/19/2012	20.82
68533000	FICA	T3	46066	2/19/2012	36.60
68533000	FICA	T3	46066	2/19/2012	1,688.15
68533000	FICA	T3	46066	2/19/2012	1,718.48
68533000	FICA	T3	46066	2/19/2012	1,689.92
68533000	FICA	T3	46066	2/19/2012	1,316.08
68533000	FICA	T3	46066	2/19/2012	13.24
68533000	FICA	T3	46066	2/19/2012	674.44
68533000	FICA	T3	46066	2/19/2012	301.87
68533000	FICA	T3	46066	2/19/2012	558.06
68533000	FICA	T3	46066	2/19/2012	107.11
68533000	FICA	T3	46066	2/19/2012	64.06
68533000	FICA	T3	46066	2/19/2012	7.38
68535000	SUTA	T3	46066	2/19/2012	24.77
68535000	SUTA	T3	46066	2/19/2012	12.16
68535000	SUTA	T3	46066	2/19/2012	29.08
68535000	SUTA	T3	46066	2/19/2012	3.70
68535000	SUTA	T3	46066	2/19/2012	29.57
68535000	SUTA	T3	46066	2/19/2012	61.35
68535000	SUTA	T3	46066	2/19/2012	18.91
68535000	SUTA	T3	46066	2/19/2012	1,074.89
68535000	SUTA	T3	46066	2/19/2012	13.76
68535000	SUTA	T3	46066	2/19/2012	7.85
68535000	SUTA	T3	46066	2/19/2012	62.03
68535000	SUTA	T3	46066	2/19/2012	0.65
68535000	SUTA	T3	46066	2/19/2012	28.56
68535000	SUTA	T3	46066	2/19/2012	9.20
68535000	SUTA	T3	46066	2/19/2012	2.10
68535000	SUTA	T3	46066	2/19/2012	3.51
68535000	SUTA	T3	46066	2/19/2012	9.61
68535000	SUTA	T3	46066	2/19/2012	2.34
68535000	SUTA	T3	46066	2/19/2012	132.14
68535000	SUTA	T3	46066	2/19/2012	254.88
68535000	SUTA	T3	46066	2/19/2012	203.16

Kentucky American Water Company  
Case No. 2012-00520  
Response to PSC DR1, Item 31

Account	Description	Doc Type	Document Number	Posting Date	Amount
68535000	SUTA	T3	46066	2/19/2012	220.76
68535000	SUTA	T3	46066	2/19/2012	1.96
68535000	SUTA	T3	46066	2/19/2012	125.30
68535000	SUTA	T3	46066	2/19/2012	33.91
68535000	SUTA	T3	46066	2/19/2012	107.24
68535000	SUTA	T3	46066	2/19/2012	14.96
68535000	SUTA	T3	46066	2/19/2012	7.51
68535000	SUTA	T3	46066	2/19/2012	0.52
71521000	M&J Expenses	T2	46065	2/19/2012	109.40
71521000	M&J Expenses	T3	46066	2/19/2012	37.03
71521000	M&J Expenses	T3	46066	2/19/2012	9.82
40111000	Res Sales Billed	JE	30992910	2/20/2012	(80,627.43)
40111000	Res Sales Billed	JE	30992910	2/20/2012	(12,000.34)
40111000	Res Sales Billed	JE	30992910	2/20/2012	222.14
40111000	Res Sales Billed	JE	30992910	2/20/2012	(28.78)
40121000	Com Sales Billed	JE	30992910	2/20/2012	(95,341.59)
40121000	Com Sales Billed	JE	30992910	2/20/2012	(39.52)
40131000	Ind Sales Billed	JE	30992910	2/20/2012	(214.33)
40145000	Priv Fire Billed	JE	30992910	2/20/2012	(13,269.38)
40151000	Publ Auth Billed	JE	30992910	2/20/2012	(3,175.36)
40171000	Misc Sales Billed	JE	30992910	2/20/2012	(10.13)
40211000	Dom WW Svc Billed	JE	30992910	2/20/2012	(20.75)
40211000	Dom WW Svc Billed	JE	30992910	2/20/2012	(8.64)
40310400	OthRev-NSF Ck Chrg	JE	30992910	2/20/2012	(72.00)
40310400	OthRev-NSF Ck Chrg	JE	30992910	2/20/2012	12.00
40310500	OthRev-Appl/InitFee	JE	30992910	2/20/2012	(1,690.00)
40310500	OthRev-Appl/InitFee	JE	30992910	2/20/2012	(26.00)
40310500	OthRev-Appl/InitFee	JE	30992910	2/20/2012	(26.00)
40310700	OthRev-Reconnct Fee	JE	30992910	2/20/2012	(2,158.00)
40310700	OthRev-Reconnct Fee	JE	30992910	2/20/2012	(338.00)
52001600	M&S Oper AG	PV	43033727	2/20/2012	210.79
52001600	M&S Oper AG	PV	43033731	2/20/2012	5,130.87
52520000	Collection Agencies	PV	43033834	2/20/2012	344.03
52520000	Collection Agencies	PV	43033895	2/20/2012	1,867.39
52520000	Collection Agencies	PV	43033896	2/20/2012	122.81
52571100	Add'l Security Costs	PV	43033701	2/20/2012	2,668.64
52571100	Add'l Security Costs	PV	43033704	2/20/2012	715.20
52571100	Add'l Security Costs	PV	43033705	2/20/2012	2,668.64
52571100	Add'l Security Costs	PV	43033708	2/20/2012	2,668.64
52571100	Add'l Security Costs	PV	43033713	2/20/2012	715.20
53150016	Contr Svc-Other AG	PV	43033720	2/20/2012	589.00
53150016	Contr Svc-Other AG	PV	43033724	2/20/2012	168.00
53150016	Contr Svc-Other AG	PV	43033725	2/20/2012	66.00
54140016	Rents-Equip AG	PV	43033719	2/20/2012	210.28
55000016	Trans Oper AG	PV	43033735	2/20/2012	762.28
55000016	Trans Oper AG	PV	43033737	2/20/2012	565.16
57010015	Uncoll Accts Exp CA	JE	30992910	2/20/2012	(4.75)
57010015	Uncoll Accts Exp CA	JE	30992910	2/20/2012	(543.06)
62002400	M&S Maint TD	II	715520	2/20/2012	57.84
62002400	M&S Maint TD	II	715520	2/20/2012	8.74
62002400	M&S Maint TD	II	715520	2/20/2012	7.74
63150026	Contr Svc-Maint AG	PV	43033728	2/20/2012	1,135.83
63150026	Contr Svc-Maint AG	PV	43033732	2/20/2012	171.00
63150026	Contr Svc-Maint AG	PV	43033734	2/20/2012	190.16
68520100	Tax Discounts	PS	43033411	2/20/2012	(122.62)
68520100	Tax Discounts	PS	43033985	2/20/2012	(7.10)
40111000	Res Sales Billed	JE	30992990	2/21/2012	(173,895.47)
40111000	Res Sales Billed	JE	30992990	2/21/2012	140.33
40111000	Res Sales Billed	JE	30992990	2/21/2012	(10,538.05)
40121000	Com Sales Billed	JE	30992990	2/21/2012	(43,428.69)
40121000	Com Sales Billed	JE	30992990	2/21/2012	(1,167.80)
40131000	Ind Sales Billed	JE	30992990	2/21/2012	(367.07)
40131000	Ind Sales Billed	JE	30992990	2/21/2012	(190.96)
40145000	Priv Fire Billed	JE	30992990	2/21/2012	(3,572.24)
40151000	Publ Auth Billed	JE	30992990	2/21/2012	326.08
40161000	SlS/Rsle Billed	JE	30992990	2/21/2012	(85.54)
40171000	Misc Sales Billed	JE	30992990	2/21/2012	(267.11)
40211000	Dom WW Svc Billed	JE	30992990	2/21/2012	(4.83)
40211000	Dom WW Svc Billed	JE	30992990	2/21/2012	(1,652.74)
40221000	Com WW Svc Billed	JE	30992990	2/21/2012	(387.20)
40231000	Ind WW Svc Billed	JE	30992990	2/21/2012	(53.17)
40310400	OthRev-NSF Ck Chrg	JE	30992990	2/21/2012	(12.00)
40310500	OthRev-Appl/InitFee	JE	30992990	2/21/2012	(832.00)
40310500	OthRev-Appl/InitFee	JE	30992990	2/21/2012	(624.00)
40310700	OthRev-Reconnct Fee	JE	30992990	2/21/2012	(2,756.00)
40310700	OthRev-Reconnct Fee	JE	30992990	2/21/2012	(676.00)
51510014	Purchased Power TD	EE	4483870	2/21/2012	123.33



Kentucky American Water Company  
Case No. 2012-00520  
Response to PSC DR1, Item 31

Account	Description	Doc Type	Document Number	Posting Date	Amount
51510014	Purchased Power TD	EE	4483870	2/21/2012	0.00
51510014	Purchased Power TD	EE	4483870	2/21/2012	6.30
52532014	Electricity TD	EE	4483603	2/21/2012	0.45
52532014	Electricity TD	EE	4483603	2/21/2012	1.58
52532014	Electricity TD	EE	4483603	2/21/2012	8.55
52532014	Electricity TD	EE	4483603	2/21/2012	13.34
52532014	Electricity TD	EE	4483603	2/21/2012	0.00
52532014	Electricity TD	EE	4483603	2/21/2012	1.44
52532014	Electricity TD	EE	4483864	2/21/2012	18.19
52532014	Electricity TD	EE	4483864	2/21/2012	2.21
52532014	Electricity TD	EE	4483866	2/21/2012	0.96
52532014	Electricity TD	EE	4483866	2/21/2012	0.00
52532014	Electricity TD	EE	4483866	2/21/2012	31.95
52532014	Electricity TD	EE	4483866	2/21/2012	0.00
52532014	Electricity TD	EE	4483868	2/21/2012	0.00
52532014	Electricity TD	EE	4483868	2/21/2012	111.26
52532014	Electricity TD	EE	4483868	2/21/2012	13.76
52532014	Electricity TD	EE	4483868	2/21/2012	0.00
52532014	Electricity TD	EE	4483872	2/21/2012	164.59
52532014	Electricity TD	EE	4483872	2/21/2012	22.13
52532014	Electricity TD	EE	4483872	2/21/2012	17.20
52562516	Overnight Shippng AG	PV	43034825	2/21/2012	132.00
52562516	Overnight Shippng AG	PV	43034826	2/21/2012	142.02
52562516	Overnight Shippng AG	PV	43034827	2/21/2012	177.14
52574016	Telephone AG	TC	30992844	2/21/2012	160.05
52574016	Telephone AG	TC	30992845	2/21/2012	246.89
52574016	Telephone AG	TC	30992846	2/21/2012	2,000.04
52574016	Telephone AG	TC	30992903	2/21/2012	131.52
52585000	Discounts Available	PN	7793	2/21/2012	(13.29)
52585000	Discounts Available	PN	7793	2/21/2012	(11.78)
52585000	Discounts Available	PN	7793	2/21/2012	(20.77)
53150013	Contr Svc-Other WT	PV	43034823	2/21/2012	168.00
53150013	Contr Svc-Other WT	PV	43034823	2/21/2012	112.00
53150015	Contr Svc-Other CA	PV	43034822	2/21/2012	5,897.59
57010015	Uncoll Accts Exp CA	JE	30992990	2/21/2012	(81.41)
62002300	M&S Maint WT	PV	43034819	2/21/2012	168.15
62002300	M&S Maint WT	PV	43034821	2/21/2012	141.33
62002300	M&S Maint WT	PV	43034824	2/21/2012	1,470.00
62002300	M&S Maint WT	PV	43034824	2/21/2012	420.00
62002300	M&S Maint WT	PV	43034824	2/21/2012	630.00
62002300	M&S Maint WT	PV	43034824	2/21/2012	1,470.00
62002300	M&S Maint WT	PV	43034828	2/21/2012	2,314.56
40111000	Res Sales Billed	JE	30993134	2/22/2012	(329,567.45)
40111000	Res Sales Billed	JE	30993134	2/22/2012	(97.30)
40121000	Com Sales Billed	JE	30993134	2/22/2012	(217,592.17)
40145000	Priv Fire Billed	JE	30993134	2/22/2012	(10,381.13)
40151000	Publ Auth Billed	JE	30993134	2/22/2012	(6,337.80)
40211000	Dom WW Svc Billed	JE	30993134	2/22/2012	(20.75)
40310400	OthRev-NSF Ck Chrg	JE	30993134	2/22/2012	(72.00)
40310500	OthRev-Appl/InitFee	JE	30993134	2/22/2012	(5,278.00)
40310500	OthRev-Appl/InitFee	JE	30993134	2/22/2012	(78.00)
40310700	OthRev-Reconnct Fee	JE	30993134	2/22/2012	(7,176.00)
51510012	Purchased Power P	EE	4484443	2/22/2012	1.39
51510012	Purchased Power P	EE	4484443	2/22/2012	5.53
51510012	Purchased Power P	EE	4484443	2/22/2012	12.98
51510012	Purchased Power P	EE	4484443	2/22/2012	8.55
51510012	Purchased Power P	EE	4484443	2/22/2012	169.81
51510012	Purchased Power P	EE	4484443	2/22/2012	0.00
51510012	Purchased Power P	EE	4484443	2/22/2012	11.90
51510012	Purchased Power P	EE	4485031	2/22/2012	30.00
51510012	Purchased Power P	EE	4485031	2/22/2012	985.18
51510012	Purchased Power P	EE	4485031	2/22/2012	0.00
51510012	Purchased Power P	EE	4485031	2/22/2012	93.19
52001400	M&S Oper TD	PV	43035366	2/22/2012	1,088.20
52001400	M&S Oper TD	PV	43035398	2/22/2012	593.44
52001400	M&S Oper TD	PV	43035406	2/22/2012	339.33
52001400	M&S Oper TD	PV	43035408	2/22/2012	779.40
52001400	M&S Oper TD	PV	43035414	2/22/2012	24.30
52501400	Misc Oper TD	PV	43035345	2/22/2012	45.69
52501400	Misc Oper TD	PV	43035376	2/22/2012	53.27
52501400	Misc Oper TD	PV	43035400	2/22/2012	468.20
52501400	Misc Oper TD	PV	43035401	2/22/2012	315.44
52501400	Misc Oper TD	PV	43035402	2/22/2012	334.58
52501400	Misc Oper TD	PV	43035403	2/22/2012	59.81
52501400	Misc Oper TD	PV	43035405	2/22/2012	249.20
52501400	Misc Oper TD	PV	43035409	2/22/2012	384.91

Kentucky American Water Company  
Case No. 2012-00520  
Response to PSC DR1, Item 31

Account	Description	Doc Type	Document Number	Posting Date	Amount
52501400	Misc Oper TD	PV	43035411	2/22/2012	268.46
52501400	Misc Oper TD	PV	43035413	2/22/2012	595.79
52501600	Misc Oper AG	PV	43035467	2/22/2012	2,265.75
52532014	Electricity TD	EE	4484452	2/22/2012	3.49
52532014	Electricity TD	EE	4484452	2/22/2012	7.84
52532014	Electricity TD	EE	4484452	2/22/2012	0.00
52532014	Electricity TD	EE	4484452	2/22/2012	107.77
52532014	Electricity TD	EE	4484452	2/22/2012	0.85
52532014	Electricity TD	EE	4484452	2/22/2012	7.20
52532014	Electricity TD	EE	4484463	2/22/2012	0.45
52532014	Electricity TD	EE	4484463	2/22/2012	1.01
52532014	Electricity TD	EE	4484463	2/22/2012	14.04
52532014	Electricity TD	EE	4484463	2/22/2012	0.01
52532014	Electricity TD	EE	4484463	2/22/2012	0.93
52532014	Electricity TD	EE	4484767	2/22/2012	60.12
52532014	Electricity TD	EE	4484767	2/22/2012	7.43
52562016	Off&Adm Supplies AG	PV	43035399	2/22/2012	125.12
53150016	Contr Svc-Other AG	PV	43035268	2/22/2012	287.30
54140016	Rents-Equip AG	ST	30992963	2/22/2012	3.05
55000016	Trans Oper AG	ST	30992963	2/22/2012	5.03
55000016	Trans Oper AG	PV	43035364	2/22/2012	158.60
55000016	Trans Oper AG	PV	43035407	2/22/2012	490.63
57010015	Uncoll Accts Exp CA	JE	30993134	2/22/2012	(482.01)
62002400	M&S Maint TD	PV	43035346	2/22/2012	118.72
62002400	M&S Maint TD	PV	43035347	2/22/2012	209.92
62002400	M&S Maint TD	PV	43035349	2/22/2012	3,019.44
62002400	M&S Maint TD	PV	43035368	2/22/2012	2,670.41
62002400	M&S Maint TD	PV	43035369	2/22/2012	1,501.43
62002400	M&S Maint TD	PV	43035373	2/22/2012	1,743.14
62002400	M&S Maint TD	PV	43035390	2/22/2012	120.31
62002400	M&S Maint TD	PV	43035412	2/22/2012	485.86
62002400	M&S Maint TD	OV	10360186	2/22/2012	798.40
62002400	M&S Maint TD	OV	10360186	2/22/2012	47.90
62502600	Misc Maint AG	PV	43035400	2/22/2012	244.95
62502600	Misc Maint AG	PV	43035410	2/22/2012	81.60
40111000	Res Sales Billed	JE	30993190	2/23/2012	(112,311.61)
40111000	Res Sales Billed	JE	30993190	2/23/2012	(3.86)
40121000	Com Sales Billed	JE	30993190	2/23/2012	(63,179.25)
40131000	Ind Sales Billed	JE	30993190	2/23/2012	(1,995.42)
40145000	Priv Fire Billed	JE	30993190	2/23/2012	(4,604.42)
40151000	Publ Auth Billed	JE	30993190	2/23/2012	(3,910.37)
40310400	OthRev-NSF Ck Chrg	JE	30993190	2/23/2012	(120.00)
40310500	OthRev-Appl/InitFee	JE	30993190	2/23/2012	(1,170.00)
40310500	OthRev-Appl/InitFee	JE	30993190	2/23/2012	(78.00)
40310700	OthRev-Reconnct Fee	JE	30993190	2/23/2012	(2,782.00)
50450016	Other Welfare AG	CC	7939	2/23/2012	385.49
50450016	Other Welfare AG	CC	7939	2/23/2012	385.49
50457000	Training	CC	7939	2/23/2012	925.00
51510014	Purchased Power TD	EE	4484456	2/23/2012	0.64
51510014	Purchased Power TD	EE	4484456	2/23/2012	1.44
51510014	Purchased Power TD	EE	4484456	2/23/2012	0.00
51510014	Purchased Power TD	EE	4484456	2/23/2012	19.86
51510014	Purchased Power TD	EE	4484456	2/23/2012	0.06
51510014	Purchased Power TD	EE	4484456	2/23/2012	1.32
52001300	M&S Oper WT	CC	7939	2/23/2012	6.34
52001300	M&S Oper WT	CC	7939	2/23/2012	22.26
52001300	M&S Oper WT	CC	7939	2/23/2012	12.61
52001300	M&S Oper WT	CC	7939	2/23/2012	299.69
52001300	M&S Oper WT	CC	7939	2/23/2012	264.07
52001300	M&S Oper WT	CC	7939	2/23/2012	721.88
52001400	M&S Oper TD	CC	7939	2/23/2012	137.79
52001400	M&S Oper TD	CC	7939	2/23/2012	746.77
52001400	M&S Oper TD	CC	7939	2/23/2012	272.59
52001400	M&S Oper TD	CC	7939	2/23/2012	282.53
52001400	M&S Oper TD	CC	7939	2/23/2012	4.27
52001400	M&S Oper TD	CC	7939	2/23/2012	12.26
52001400	M&S Oper TD	CC	7939	2/23/2012	380.03
52001400	M&S Oper TD	CC	7939	2/23/2012	4.27
52001400	M&S Oper TD	CC	7939	2/23/2012	233.75
52001400	M&S Oper TD	CC	7939	2/23/2012	47.68
52001400	M&S Oper TD	CC	7939	2/23/2012	87.40
52001400	M&S Oper TD	CC	7939	2/23/2012	466.22
52001400	M&S Oper TD	CC	7939	2/23/2012	109.95
52001400	M&S Oper TD	CC	7939	2/23/2012	314.75
52001400	M&S Oper TD	CC	7939	2/23/2012	17.65
52501300	Misc Oper WT	CC	7939	2/23/2012	284.70
52501300	Misc Oper WT	CC	7939	2/23/2012	688.83

Kentucky American Water Company  
Case No. 2012-00520  
Response to PSC DR1, Item 31

Account	Description	Doc Type	Document Number	Posting Date	Amount
52501300	Misc Oper WT	CC	7939	2/23/2012	1,783.64
52501300	Misc Oper WT	CC	7939	2/23/2012	242.32
52501300	Misc Oper WT	CC	7939	2/23/2012	197.98
52501300	Misc Oper WT	CC	7939	2/23/2012	99.33
52501300	Misc Oper WT	CC	7939	2/23/2012	47.56
52501300	Misc Oper WT	CC	7939	2/23/2012	24.00
52501300	Misc Oper WT	CC	7939	2/23/2012	2.12
52501300	Misc Oper WT	CC	7939	2/23/2012	107.28
52501600	Misc Oper AG	CC	7939	2/23/2012	67.84
52501600	Misc Oper AG	CC	7939	2/23/2012	67.84
52501600	Misc Oper AG	CC	7939	2/23/2012	66.46
52501600	Misc Oper AG	CC	7939	2/23/2012	53.00
52520000	Collection Agencies	PV	43035790	2/23/2012	7,038.39
52522000	Community Relations	CC	7939	2/23/2012	18.97
52522000	Community Relations	CC	7939	2/23/2012	8.46
52522000	Community Relations	CC	7939	2/23/2012	52.96
52522000	Community Relations	CC	7939	2/23/2012	21.41
52524000	Co Dues/Mmbrshp Ded	CC	7939	2/23/2012	50.00
52524000	Co Dues/Mmbrshp Ded	CC	7939	2/23/2012	750.00
52524000	Co Dues/Mmbrshp Ded	CC	7939	2/23/2012	800.00
52532014	Electricity TD	EE	4484460	2/23/2012	11.67
52532014	Electricity TD	EE	4484460	2/23/2012	0.00
52532014	Electricity TD	EE	4484460	2/23/2012	0.00
52532014	Electricity TD	EE	4484460	2/23/2012	10.71
52532014	Electricity TD	EE	4484460	2/23/2012	5.20
52532014	Electricity TD	EE	4484460	2/23/2012	160.38
52532014	Electricity TD	EE	4484460	2/23/2012	0.00
52532014	Electricity TD	EE	4484460	2/23/2012	1.30
52532014	Electricity TD	EE	4485033	2/23/2012	296.12
52532014	Electricity TD	EE	4485033	2/23/2012	36.59
52534000	Employee Expenses	CC	7939	2/23/2012	201.80
52534000	Employee Expenses	CC	7939	2/23/2012	489.80
52534000	Employee Expenses	CC	7939	2/23/2012	376.12
52534000	Employee Expenses	CC	7939	2/23/2012	5.00
52534000	Employee Expenses	CC	7939	2/23/2012	5.00
52534000	Employee Expenses	CC	7939	2/23/2012	603.00
52534000	Employee Expenses	CC	7939	2/23/2012	(489.80)
52534000	Employee Expenses	CC	7939	2/23/2012	(376.12)
52534000	Employee Expenses	CC	7939	2/23/2012	199.10
52534000	Employee Expenses	CC	7939	2/23/2012	5.00
52534000	Employee Expenses	CC	7939	2/23/2012	633.60
52534000	Employee Expenses	CC	7939	2/23/2012	559.68
52534000	Employee Expenses	CC	7939	2/23/2012	41.07
52534000	Employee Expenses	CC	7939	2/23/2012	38.00
52534000	Employee Expenses	CC	7939	2/23/2012	172.23
52534000	Employee Expenses	CC	7939	2/23/2012	(603.00)
52534000	Employee Expenses	CC	7939	2/23/2012	141.90
52534000	Employee Expenses	CC	7939	2/23/2012	236.88
52534000	Employee Expenses	CC	7939	2/23/2012	37.00
52534000	Employee Expenses	CC	7939	2/23/2012	259.74
52534000	Employee Expenses	CC	7939	2/23/2012	5.00
52534000	Employee Expenses	CC	7939	2/23/2012	308.60
52534000	Employee Expenses	CC	7939	2/23/2012	387.95
52534000	Employee Expenses	CC	7939	2/23/2012	462.16
52534000	Employee Expenses	CC	7939	2/23/2012	438.18
52534000	Employee Expenses	CC	7939	2/23/2012	20.00
52534000	Employee Expenses	CC	7939	2/23/2012	20.00
52534000	Employee Expenses	CC	7939	2/23/2012	9.00
52534000	Employee Expenses	CC	7939	2/23/2012	19.00
52534000	Employee Expenses	CC	7939	2/23/2012	695.00
52534000	Employee Expenses	CC	7939	2/23/2012	30.00
52534000	Employee Expenses	CC	7939	2/23/2012	263.80
52534000	Employee Expenses	CC	7939	2/23/2012	(15.94)
52534000	Employee Expenses	CC	7939	2/23/2012	1,266.27
52534000	Employee Expenses	CC	7939	2/23/2012	791.43
52534000	Employee Expenses	CC	7939	2/23/2012	543.30
52534000	Employee Expenses	CC	7939	2/23/2012	42.00
52534000	Employee Expenses	CC	7939	2/23/2012	59.00
52534000	Employee Expenses	CC	7939	2/23/2012	294.76
52534000	Employee Expenses	CC	7939	2/23/2012	855.33
52534000	Employee Expenses	CC	7939	2/23/2012	84.00
52534000	Employee Expenses	CC	7939	2/23/2012	19.00
52534000	Employee Expenses	CC	7939	2/23/2012	814.10
52534000	Employee Expenses	CC	7939	2/23/2012	204.70
52534000	Employee Expenses	CC	7939	2/23/2012	30.25
52534000	Employee Expenses	CC	7939	2/23/2012	276.75
52534000	Employee Expenses	CC	7946	2/23/2012	514.95

Kentucky American Water Company  
Case No. 2012-00520  
Response to PSC DR1, Item 31

Account	Description	Doc Type	Document Number	Posting Date	Amount
52534000	Employee Expenses	CC	7946	2/23/2012	56.00
52534200	Conferences & Reg	CC	7939	2/23/2012	1,745.00
52535000	Meals Deductible	CC	7939	2/23/2012	8.31
52535000	Meals Deductible	CC	7939	2/23/2012	2,398.25
52535000	Meals Deductible	CC	7939	2/23/2012	93.04
52535000	Meals Deductible	CC	7939	2/23/2012	6.83
52535000	Meals Deductible	CC	7939	2/23/2012	135.87
52535000	Meals Deductible	CC	7939	2/23/2012	15.97
52535000	Meals Deductible	CC	7939	2/23/2012	10.43
52535000	Meals Deductible	CC	7939	2/23/2012	10.41
52535000	Meals Deductible	CC	7939	2/23/2012	9.66
52535000	Meals Deductible	CC	7939	2/23/2012	73.28
52535000	Meals Deductible	CC	7939	2/23/2012	75.00
52535000	Meals Deductible	CC	7939	2/23/2012	54.21
52535000	Meals Deductible	CC	7939	2/23/2012	5.17
52535000	Meals Deductible	CC	7939	2/23/2012	6.69
52535000	Meals Deductible	CC	7939	2/23/2012	38.83
52535000	Meals Deductible	CC	7939	2/23/2012	17.50
52535000	Meals Deductible	CC	7939	2/23/2012	16.75
52535000	Meals Deductible	CC	7939	2/23/2012	10.69
52535000	Meals Deductible	CC	7939	2/23/2012	11.02
52535000	Meals Deductible	CC	7939	2/23/2012	34.01
52535000	Meals Deductible	CC	7939	2/23/2012	174.72
52535000	Meals Deductible	CC	7939	2/23/2012	39.31
52535000	Meals Deductible	CC	7939	2/23/2012	35.36
52535000	Meals Deductible	CC	7939	2/23/2012	3.03
52535000	Meals Deductible	CC	7939	2/23/2012	8.67
52535000	Meals Deductible	CC	7939	2/23/2012	13.06
52535000	Meals Deductible	CC	7939	2/23/2012	8.53
52535000	Meals Deductible	CC	7939	2/23/2012	9.49
52535000	Meals Deductible	CC	7939	2/23/2012	20.00
52535000	Meals Deductible	CC	7939	2/23/2012	23.46
52535000	Meals Deductible	CC	7939	2/23/2012	35.24
52535000	Meals Deductible	CC	7939	2/23/2012	23.46
52535000	Meals Deductible	CC	7939	2/23/2012	5.91
52535000	Meals Deductible	CC	7939	2/23/2012	4.81
52535000	Meals Deductible	CC	7939	2/23/2012	35.84
52535000	Meals Deductible	CC	7939	2/23/2012	35.84
52535000	Meals Deductible	CC	7939	2/23/2012	35.84
52535000	Meals Deductible	CC	7939	2/23/2012	10.68
52535000	Meals Deductible	CC	7939	2/23/2012	15.08
52535000	Meals Deductible	CC	7939	2/23/2012	9.18
52535000	Meals Deductible	CC	7939	2/23/2012	3.84
52535000	Meals Deductible	CC	7939	2/23/2012	8.46
52535000	Meals Deductible	CC	7939	2/23/2012	8.49
52535000	Meals Deductible	CC	7939	2/23/2012	6.90
52535000	Meals Deductible	CC	7939	2/23/2012	114.58
52535000	Meals Deductible	CC	7939	2/23/2012	128.00
52535000	Meals Deductible	CC	7939	2/23/2012	28.80
52535000	Meals Deductible	CC	7939	2/23/2012	130.17
52535000	Meals Deductible	CC	7946	2/23/2012	15.86
52535000	Meals Deductible	CC	7946	2/23/2012	2.37
52542015	Forms CA	PV	43036522	2/23/2012	11,289.67
52542015	Forms CA	PV	43036539	2/23/2012	3,450.31
52550013	Janitorial WT	CC	7939	2/23/2012	21.99
52550013	Janitorial WT	CC	7939	2/23/2012	118.49
52550016	Janitorial AG	CC	7939	2/23/2012	34.60
52550016	Janitorial AG	CC	7939	2/23/2012	42.38
52554500	Lab Supplies	CC	7939	2/23/2012	131.00
52554500	Lab Supplies	CC	7939	2/23/2012	330.32
52554500	Lab Supplies	CC	7939	2/23/2012	91.71
52554500	Lab Supplies	CC	7939	2/23/2012	171.13
52554500	Lab Supplies	CC	7939	2/23/2012	384.71
52554500	Lab Supplies	CC	7939	2/23/2012	268.34
52554500	Lab Supplies	CC	7939	2/23/2012	375.90
52554500	Lab Supplies	CC	7939	2/23/2012	116.80
52554500	Lab Supplies	CC	7939	2/23/2012	149.64
52554500	Lab Supplies	CC	7939	2/23/2012	166.84
52562013	Off&Adm Supplies WT	CC	7939	2/23/2012	52.98
52562013	Off&Adm Supplies WT	CC	7939	2/23/2012	60.65
52562013	Off&Adm Supplies WT	CC	7939	2/23/2012	38.65
52562013	Off&Adm Supplies WT	CC	7939	2/23/2012	48.74
52562013	Off&Adm Supplies WT	CC	7939	2/23/2012	38.99
52562013	Off&Adm Supplies WT	CC	7939	2/23/2012	21.32
52562014	Off&Adm Supplies TD	CC	7939	2/23/2012	124.80
52562016	Off&Adm Supplies AG	CC	7939	2/23/2012	75.47
52562016	Off&Adm Supplies AG	CC	7939	2/23/2012	24.32

Kentucky American Water Company  
Case No. 2012-00520  
Response to PSC DR1, Item 31

Account	Description	Doc Type	Document Number	Posting Date	Amount
52562516	Overnight Shippng AG	CC	7939	2/23/2012	12.89
52562516	Overnight Shippng AG	CC	7939	2/23/2012	184.36
52574015	Telephone CA	TC	30993023	2/23/2012	38.26
52574015	Telephone CA	TC	30993024	2/23/2012	38.26
52574015	Telephone CA	TC	30993025	2/23/2012	38.26
52574015	Telephone CA	TC	30993026	2/23/2012	270.92
52574015	Telephone CA	TC	30993027	2/23/2012	1,153.07
52574015	Telephone CA	TC	30993028	2/23/2012	108.55
52574015	Telephone CA	TC	30993029	2/23/2012	148.81
52574015	Telephone CA	TC	30993030	2/23/2012	2,478.73
52574016	Telephone AG	TC	30993030	2/23/2012	47.13
52574113	Cell Phone WT	TC	30993116	2/23/2012	65.92
52574114	Cell Phone TD	TC	30993073	2/23/2012	179.95
52574114	Cell Phone TD	TC	30993117	2/23/2012	720.34
52574114	Cell Phone TD	TC	30993117	2/23/2012	145.53
52574114	Cell Phone TD	TC	30993117	2/23/2012	47.27
52574116	Cell Phone AG	TC	30993073	2/23/2012	92.34
52574116	Cell Phone AG	TC	30993073	2/23/2012	44.98
52574116	Cell Phone AG	TC	30993073	2/23/2012	329.17
52574116	Cell Phone AG	TC	30993116	2/23/2012	242.09
52574116	Cell Phone AG	TC	30993116	2/23/2012	1,985.22
52574116	Cell Phone AG	TC	30993116	2/23/2012	68.85
52574116	Cell Phone AG	TC	30993116	2/23/2012	497.76
52574116	Cell Phone AG	TC	30993116	2/23/2012	38.35
52574116	Cell Phone AG	TC	30993116	2/23/2012	62.79
52574116	Cell Phone AG	TC	30993116	2/23/2012	61.78
52574116	Cell Phone AG	TC	30993116	2/23/2012	132.90
52574116	Cell Phone AG	TC	30993116	2/23/2012	858.45
52574116	Cell Phone AG	TC	30993116	2/23/2012	114.58
52574116	Cell Phone AG	TC	30993116	2/23/2012	313.24
52574116	Cell Phone AG	TC	30993116	2/23/2012	257.86
52574116	Cell Phone AG	TC	30993116	2/23/2012	74.01
52574116	Cell Phone AG	TC	30993116	2/23/2012	71.17
52574116	Cell Phone AG	TC	30993117	2/23/2012	(0.14)
52574116	Cell Phone AG	TC	30993117	2/23/2012	47.41
52574116	Cell Phone AG	TC	30993117	2/23/2012	640.59
52574116	Cell Phone AG	TC	30993117	2/23/2012	38.87
52578013	Trash Removal WT	CC	7939	2/23/2012	105.79
52582013	Uniforms WT	CC	7939	2/23/2012	4.81
52582013	Uniforms WT	CC	7939	2/23/2012	25.35
52582013	Uniforms WT	CC	7939	2/23/2012	103.02
52582013	Uniforms WT	CC	7939	2/23/2012	4.81
52582013	Uniforms WT	CC	7939	2/23/2012	25.35
52582013	Uniforms WT	CC	7939	2/23/2012	104.93
52582013	Uniforms WT	CC	7939	2/23/2012	228.00
52582014	Uniforms TD	CC	7939	2/23/2012	21.31
52582014	Uniforms TD	CC	7939	2/23/2012	21.31
52582014	Uniforms TD	CC	7939	2/23/2012	207.24
52585000	Discounts Available	PU	17547	2/23/2012	(0.46)
52585000	Discounts Available	PU	17547	2/23/2012	(3.85)
53150013	Contr Svc-Other WT	CC	7939	2/23/2012	347.00
53150013	Contr Svc-Other WT	CC	7939	2/23/2012	551.00
53150015	Contr Svc-Other CA	TC	30993039	2/23/2012	645.84
53153000	Contr Svc-Accounting	PD	43036429	2/23/2012	(971.55)
53153000	Contr Svc-Accounting	PV	43036430	2/23/2012	2,083.65
55000016	Trans Oper AG	CC	7939	2/23/2012	57.37
57010015	Uncoll Accts Exp CA	JE	30993190	2/23/2012	(668.13)
57010015	Uncoll Accts Exp CA	JE	30993190	2/23/2012	(770.96)
62002100	M&S Maint SS	CC	7939	2/23/2012	106.00
62002100	M&S Maint SS	CC	7939	2/23/2012	20.03
62002100	M&S Maint SS	CC	7939	2/23/2012	24.01
62002100	M&S Maint SS	CC	7939	2/23/2012	45.18
62002300	M&S Maint WT	CC	7939	2/23/2012	55.71
62002300	M&S Maint WT	CC	7939	2/23/2012	127.14
62002300	M&S Maint WT	CC	7939	2/23/2012	32.68
62002300	M&S Maint WT	CC	7939	2/23/2012	133.60
62002300	M&S Maint WT	CC	7939	2/23/2012	86.34
62002300	M&S Maint WT	CC	7939	2/23/2012	412.34
62002300	M&S Maint WT	CC	7939	2/23/2012	88.72
62002300	M&S Maint WT	CC	7939	2/23/2012	183.43
62002300	M&S Maint WT	CC	7939	2/23/2012	37.31
62002300	M&S Maint WT	CC	7939	2/23/2012	39.46
62002300	M&S Maint WT	CC	7939	2/23/2012	229.60
62002300	M&S Maint WT	CC	7939	2/23/2012	101.50
62002300	M&S Maint WT	CC	7939	2/23/2012	295.86
62002300	M&S Maint WT	CC	7939	2/23/2012	60.90
62002300	M&S Maint WT	CC	7939	2/23/2012	105.05

Kentucky American Water Company  
Case No. 2012-00520  
Response to PSC DR1, Item 31

Account	Description	Doc Type	Document Number	Posting Date	Amount
62002300	M&S Maint WT	CC	7939	2/23/2012	16.51
62002300	M&S Maint WT	CC	7939	2/23/2012	549.32
62002300	M&S Maint WT	CC	7939	2/23/2012	22.64
62002400	M&S Maint TD	CC	7939	2/23/2012	89.45
62502300	Misc Maint WT	CC	7939	2/23/2012	73.81
62502300	Misc Maint WT	CC	7939	2/23/2012	110.89
62502300	Misc Maint WT	CC	7939	2/23/2012	8.99
71521000	M&J Expenses	CC	7939	2/23/2012	201.40
40111000	Res Sales Billed	JE	30993257	2/24/2012	(157,056.14)
40111000	Res Sales Billed	JE	30993257	2/24/2012	(52.95)
40121000	Com Sales Billed	JE	30993257	2/24/2012	(29,257.42)
40145000	Priv Fire Billed	JE	30993257	2/24/2012	(3,261.89)
40151000	Publ Auth Billed	JE	30993257	2/24/2012	(4,224.25)
40310400	OthRev-NSF Ck Chrg	JE	30993257	2/24/2012	(180.00)
40310400	OthRev-NSF Ck Chrg	JE	30993257	2/24/2012	(12.00)
40310500	OthRev-Appl/InitFee	JE	30993257	2/24/2012	(1,794.00)
40310500	OthRev-Appl/InitFee	JE	30993257	2/24/2012	(26.00)
40310700	OthRev-Reconct Fee	JE	30993257	2/24/2012	(2,288.00)
50510100	PBOP Cap Credits	T1	46064	2/24/2012	(25,058.15)
50550000	Group Insur Expense	T1	46064	2/24/2012	(14,128.74)
50550100	Group Ins Cap Credits	T1	46064	2/24/2012	(58,386.71)
50610100	Pension Cap Credits	T1	46064	2/24/2012	(38,943.88)
52501400	Misc Oper TD	ST	30993165	2/24/2012	2.74
52501400	Misc Oper TD	ST	30993165	2/24/2012	23.09
52534000	Employee Expenses	PS	43036826	2/24/2012	190.00
52585000	Discounts Available	PN	7803	2/24/2012	(30.80)
52585000	Discounts Available	PK	62065112	2/24/2012	(26.15)
52585000	Discounts Available	PK	62065113	2/24/2012	(16.43)
52585000	Discounts Available	PK	62065113	2/24/2012	(42.93)
52585000	Discounts Available	PK	62065113	2/24/2012	(3.61)
52585000	Discounts Available	PK	62065113	2/24/2012	(112.12)
55000100	Trans Cap Credits	T1	46064	2/24/2012	(1,262.68)
55000100	Trans Cap Credits	T1	46064	2/24/2012	(1,778.67)
55000100	Trans Cap Credits	T1	46064	2/24/2012	(147.45)
55000100	Trans Cap Credits	T1	46064	2/24/2012	(205.10)
55000100	Trans Cap Credits	T1	46064	2/24/2012	(407.78)
55000100	Trans Cap Credits	T1	46064	2/24/2012	(326.01)
55000100	Trans Cap Credits	T1	46064	2/24/2012	(4,157.73)
55000100	Trans Cap Credits	T1	46064	2/24/2012	(9,509.73)
55000100	Trans Cap Credits	T1	46064	2/24/2012	(1,465.49)
55000100	Trans Cap Credits	T1	46064	2/24/2012	(1,229.52)
55000100	Trans Cap Credits	T1	46064	2/24/2012	(679.76)
55000100	Trans Cap Credits	T1	46064	2/24/2012	(405.07)
55000100	Trans Cap Credits	T1	46064	2/24/2012	(588.80)
55000100	Trans Cap Credits	T1	46064	2/24/2012	(123.58)
55010400	Trans Emp Reimb Co	T1	46064	2/24/2012	(43.25)
55010400	Trans Emp Reimb Co	T1	46064	2/24/2012	(81.24)
55720100	Ins W/C Cap Credits	T1	46064	2/24/2012	(5,964.27)
57010015	Uncoll Accts Exp CA	JE	30993257	2/24/2012	(19,402.13)
57010015	Uncoll Accts Exp CA	JE	30993257	2/24/2012	(738.60)
57010016	Uncoll Accts Exp AG	RI	10175856	2/24/2012	(1,086.63)
62002400	M&S Maint TD	ST	30993165	2/24/2012	12.60
62002400	M&S Maint TD	ST	30993165	2/24/2012	181.17
62002400	M&S Maint TD	ST	30993165	2/24/2012	104.59
71511000	M&J Revenues	RI	10175917	2/25/2012	(1,711.86)
62002400	M&S Maint TD	IR	716649	2/26/2012	(42.85)
62002400	M&S Maint TD	IR	716649	2/26/2012	(242.73)
62002400	M&S Maint TD	IR	716649	2/26/2012	(1,511.35)
62002400	M&S Maint TD	IR	716649	2/26/2012	(429.91)
62002400	M&S Maint TD	IR	716649	2/26/2012	(19.07)
62002400	M&S Maint TD	IR	716649	2/26/2012	(45.91)
62002400	M&S Maint TD	IR	716649	2/26/2012	(45.77)
62002400	M&S Maint TD	IR	716649	2/26/2012	(32.01)
62002400	M&S Maint TD	IR	716649	2/26/2012	(30.61)
62002400	M&S Maint TD	IR	716649	2/26/2012	(9.10)
62002400	M&S Maint TD	IR	716649	2/26/2012	(5.47)
62002400	M&S Maint TD	IR	716649	2/26/2012	(7.47)
62002400	M&S Maint TD	IR	716649	2/26/2012	(15.47)
62002400	M&S Maint TD	IR	716649	2/26/2012	(23.59)
62002400	M&S Maint TD	IR	716649	2/26/2012	(169.21)
62002400	M&S Maint TD	IR	716649	2/26/2012	(29.68)
62002400	M&S Maint TD	IR	716649	2/26/2012	(78.48)
62002400	M&S Maint TD	IR	716649	2/26/2012	(98.89)
62002400	M&S Maint TD	IR	716650	2/26/2012	(40.50)
62002400	M&S Maint TD	IR	716650	2/26/2012	(1,560.20)
62002400	M&S Maint TD	IR	716650	2/26/2012	(480.18)
62002400	M&S Maint TD	IR	716650	2/26/2012	(16.59)

Kentucky American Water Company  
Case No. 2012-00520  
Response to PSC DR1, Item 31

Account	Description	Doc Type	Document Number	Posting Date	Amount
62002400	M&S Maint TD	IR	716650	2/26/2012	(10.93)
62002400	M&S Maint TD	IR	716650	2/26/2012	(41.86)
62002400	M&S Maint TD	IR	716650	2/26/2012	(18.46)
62002400	M&S Maint TD	IR	716650	2/26/2012	(22.42)
62002400	M&S Maint TD	IR	716650	2/26/2012	(154.75)
62002400	M&S Maint TD	IR	716650	2/26/2012	(16.77)
62002400	M&S Maint TD	IR	716650	2/26/2012	(44.77)
62002400	M&S Maint TD	IR	716650	2/26/2012	(69.78)
62002400	M&S Maint TD	IR	716650	2/26/2012	(7.46)
40111000	Res Sales Billed	JE	30993505	2/27/2012	(152,646.30)
40111000	Res Sales Billed	JE	30993505	2/27/2012	(6.35)
40121000	Com Sales Billed	JE	30993505	2/27/2012	(25,013.69)
40145000	Priv Fire Billed	JE	30993505	2/27/2012	(3,049.42)
40151000	Publ Auth Billed	JE	30993505	2/27/2012	(474.03)
40310400	OthRev-NSF Ck Chrg	JE	30993505	2/27/2012	(216.00)
40310500	OthRev-Appl/InitFee	JE	30993505	2/27/2012	(1,170.00)
40310700	OthRev-Reconnct Fee	JE	30993505	2/27/2012	(1,976.00)
50550000	Group Insur Expense	RI	10175916	2/27/2012	(973.94)
52501600	Misc Oper AG	PV	43038617	2/27/2012	4,200.00
52542015	Forms CA	PV	43037563	2/27/2012	1,548.15
52562516	Overnight Shippng AG	PV	43038391	2/27/2012	254.51
52571100	Add'l Security Costs	PV	43038385	2/27/2012	160.00
52585000	Discounts Available	PN	7806	2/27/2012	(116.51)
52585000	Discounts Available	PN	7806	2/27/2012	(33.98)
52585000	Discounts Available	PN	7806	2/27/2012	(9.17)
53150013	Contr Svc-Other WT	PV	43038371	2/27/2012	1,000.00
53150014	Contr Svc-Other TD	PV	43038380	2/27/2012	39.36
54140016	Rents-Equip AG	PV	43038402	2/27/2012	149.78
54140016	Rents-Equip AG	PV	43038405	2/27/2012	140.87
54140016	Rents-Equip AG	PV	43038412	2/27/2012	825.58
54140016	Rents-Equip AG	PV	43038416	2/27/2012	186.56
54140016	Rents-Equip AG	PV	43038420	2/27/2012	848.98
54140016	Rents-Equip AG	PV	43038423	2/27/2012	298.92
54140016	Rents-Equip AG	PV	43038423	2/27/2012	271.18
54140016	Rents-Equip AG	PV	43038423	2/27/2012	140.76
54140016	Rents-Equip AG	PV	43038423	2/27/2012	140.76
57010015	Uncoll Accts Exp CA	JE	30993505	2/27/2012	(23.02)
57010015	Uncoll Accts Exp CA	JE	30993505	2/27/2012	(930.30)
62002300	M&S Maint WT	PV	43038378	2/27/2012	135.24
62002400	M&S Maint TD	II	716663	2/27/2012	35.34
62502600	Misc Maint AG	JE	99021205	2/27/2012	10.61
71521000	M&J Expenses	II	716971	2/27/2012	56.42
71521000	M&J Expenses	II	716978	2/27/2012	832.23
71521000	M&J Expenses	II	716978	2/27/2012	59.34
75840000	Lobbying Expenses	PV	43038399	2/27/2012	5,140.73
40111000	Res Sales Billed	JE	30993652	2/28/2012	(171,725.94)
40111000	Res Sales Billed	JE	30993652	2/28/2012	(3.56)
40121000	Com Sales Billed	JE	30993652	2/28/2012	(22,371.27)
40145000	Priv Fire Billed	JE	30993652	2/28/2012	(554.58)
40151000	Publ Auth Billed	JE	30993652	2/28/2012	1,007.31
40310400	OthRev-NSF Ck Chrg	JE	30993652	2/28/2012	(72.00)
40310500	OthRev-Appl/InitFee	JE	30993652	2/28/2012	(1,326.00)
40310700	OthRev-Reconnct Fee	JE	30993652	2/28/2012	(2,158.00)
50101305	Labor Oper WT SupEng	JE	30993529	2/28/2012	5,803.00
50101400	Labor Oper TD	JE	30993529	2/28/2012	4,370.00
50101405	Labor Oper TD SupEng	JE	30993529	2/28/2012	3,756.00
50101405	Labor Oper TD SupEng	JE	30993529	2/28/2012	1,124.00
50101600	Labor Oper AG	JE	30993529	2/28/2012	11,918.00
50101600	Labor Oper AG	JE	30993529	2/28/2012	16,402.00
50101600	Labor Oper AG	JE	30993529	2/28/2012	1,392.00
50101600	Labor Oper AG	JE	30993529	2/28/2012	1,936.00
50101600	Labor Oper AG	JE	30993529	2/28/2012	3,554.00
50101600	Labor Oper AG	JE	30993529	2/28/2012	3,077.00
50101600	Labor Oper AG	JE	30993529	2/28/2012	37,724.00
50101600	Labor Oper AG	JE	30993529	2/28/2012	90,966.00
50101600	Labor Oper AG	JE	30993529	2/28/2012	4,915.00
50101600	Labor Oper AG	JE	30993529	2/28/2012	10,748.00
50421000	401k Expense	JE	30993527	2/28/2012	4,649.00
50422000	DCP Expense	JE	30993531	2/28/2012	5,689.00
50550000	Group Insur Expense	RI	10175918	2/28/2012	(578.34)
51110000	Waste Disposal	ID	717029	2/28/2012	157.40
51110000	Waste Disposal	ID	717029	2/28/2012	2,260.98
51110000	Waste Disposal	ID	717066	2/28/2012	22.97
51110000	Waste Disposal	ID	717103	2/28/2012	3,784.91
51800000	Chemicals	ID	717029	2/28/2012	1,213.86
51800000	Chemicals	ID	717029	2/28/2012	1,201.45
51800000	Chemicals	ID	717029	2/28/2012	1,682.64

Kentucky American Water Company  
Case No. 2012-00520  
Response to PSC DR1, Item 31

Account	Description	Doc Type	Document Number	Posting Date	Amount
51800000	Chemicals	ID	717029	2/28/2012	1,860.07
51800000	Chemicals	ID	717029	2/28/2012	5,534.31
51800000	Chemicals	ID	717029	2/28/2012	242.89
51800000	Chemicals	ID	717029	2/28/2012	28.58
51800000	Chemicals	ID	717066	2/28/2012	168.19
51800000	Chemicals	ID	717066	2/28/2012	221.76
51800000	Chemicals	ID	717066	2/28/2012	3,195.08
51800000	Chemicals	ID	717066	2/28/2012	2,962.80
51800000	Chemicals	ID	717066	2/28/2012	8,158.48
51800000	Chemicals	ID	717066	2/28/2012	2,568.72
51800000	Chemicals	ID	717066	2/28/2012	2,842.37
51800000	Chemicals	ID	717084	2/28/2012	75.15
51800000	Chemicals	ID	717084	2/28/2012	163.93
51800000	Chemicals	ID	717084	2/28/2012	1,141.73
51800000	Chemicals	ID	717103	2/28/2012	4,459.17
51800000	Chemicals	ID	717103	2/28/2012	2,140.41
51800000	Chemicals	ID	717103	2/28/2012	4,425.81
51800000	Chemicals	ID	717103	2/28/2012	4,108.64
51800000	Chemicals	ID	717103	2/28/2012	17,743.68
51800000	Chemicals	ID	717103	2/28/2012	3,350.74
51800000	Chemicals	ID	717103	2/28/2012	287.00
51800000	Chemicals	ID	717103	2/28/2012	298.94
52510015	Bank Svc Charges-CA	PV	43039219	2/28/2012	8,883.48
52520000	Collection Agencies	PV	43039241	2/28/2012	(23.49)
52524000	Co Dues/Mmbrshp Ded	PS	43009685	2/28/2012	(495.00)
52571013	Security Svc WT	PV	43039204	2/28/2012	304.74
52574015	Telephone CA	TC	30993357	2/28/2012	376.23
52574015	Telephone CA	TC	30993454	2/28/2012	1,408.32
52574015	Telephone CA	TC	30993454	2/28/2012	1,014.45
52574016	Telephone AG	TC	30993324	2/28/2012	32.86
52574016	Telephone AG	TC	30993324	2/28/2012	0.40
52574016	Telephone AG	TC	30993357	2/28/2012	180.18
52574016	Telephone AG	TC	30993406	2/28/2012	97.00
52585000	Discounts Available	PN	7808	2/28/2012	(0.80)
52585000	Discounts Available	PN	7808	2/28/2012	(170.73)
52585000	Discounts Available	PK	62065123	2/28/2012	(70.79)
52585000	Discounts Available	PK	62065123	2/28/2012	(6.82)
52585000	Discounts Available	PK	62065123	2/28/2012	(2.07)
52585000	Discounts Available	PK	62065123	2/28/2012	(9.76)
53155000	Contr Svc-Legal	PV	43039212	2/28/2012	591.49
57010015	Uncoll Accts Exp CA	JE	30993652	2/28/2012	17,040.31
57010015	Uncoll Accts Exp CA	JE	30993652	2/28/2012	62,487.12
62002400	M&S Maint TD	IR	717014	2/28/2012	(14.66)
62002400	M&S Maint TD	IR	717014	2/28/2012	(20.13)
62002400	M&S Maint TD	IR	717014	2/28/2012	(24.01)
62002400	M&S Maint TD	IR	717014	2/28/2012	(85.59)
62002400	M&S Maint TD	IR	717014	2/28/2012	(77.85)
62002400	M&S Maint TD	IR	717014	2/28/2012	(15.30)
62002400	M&S Maint TD	IR	717014	2/28/2012	(24.27)
62002400	M&S Maint TD	IR	717014	2/28/2012	(6.31)
62002400	M&S Maint TD	IR	717014	2/28/2012	(5.98)
62002400	M&S Maint TD	IR	717014	2/28/2012	(14.92)
62002400	M&S Maint TD	IR	717014	2/28/2012	(139.56)
62002400	M&S Maint TD	IR	717014	2/28/2012	(20.11)
62002400	M&S Maint TD	IR	717014	2/28/2012	(34.09)
62002400	M&S Maint TD	IR	717014	2/28/2012	(169.27)
62002400	M&S Maint TD	IR	717014	2/28/2012	(82.48)
62002400	M&S Maint TD	IR	717014	2/28/2012	(130.46)
62002400	M&S Maint TD	IR	717014	2/28/2012	(56.40)
62002400	M&S Maint TD	IR	717014	2/28/2012	(173.36)
62002400	M&S Maint TD	IR	717014	2/28/2012	(143.77)
62002400	M&S Maint TD	IR	717014	2/28/2012	(29.68)
62002400	M&S Maint TD	IR	717014	2/28/2012	(8.89)
62002400	M&S Maint TD	IR	717014	2/28/2012	(26.02)
62002400	M&S Maint TD	IR	717014	2/28/2012	(36.91)
62002400	M&S Maint TD	IR	717014	2/28/2012	(14.33)
62002400	M&S Maint TD	IR	717014	2/28/2012	(16.00)
62002400	M&S Maint TD	IR	717014	2/28/2012	(17.94)
62002400	M&S Maint TD	IR	717014	2/28/2012	(39.38)
62002400	M&S Maint TD	II	717015	2/28/2012	311.50
62002400	M&S Maint TD	II	717015	2/28/2012	36.64
62002400	M&S Maint TD	II	717015	2/28/2012	100.63
62002400	M&S Maint TD	II	717015	2/28/2012	19.07
62002400	M&S Maint TD	II	717015	2/28/2012	30.95
62002400	M&S Maint TD	II	717015	2/28/2012	1,416.53
62002400	M&S Maint TD	II	717015	2/28/2012	171.17
62002400	M&S Maint TD	II	717015	2/28/2012	233.54



Kentucky American Water Company  
Case No. 2012-00520  
Response to PSC DR1, Item 31

Account	Description	Doc Type	Document Number	Posting Date	Amount
62002400	M&S Maint TD	II	717015	2/28/2012	55.23
62002400	M&S Maint TD	II	717015	2/28/2012	122.43
62002400	M&S Maint TD	II	717015	2/28/2012	388.36
62002400	M&S Maint TD	II	717015	2/28/2012	104.61
62002400	M&S Maint TD	II	717015	2/28/2012	31.57
62002400	M&S Maint TD	II	717015	2/28/2012	89.71
62002400	M&S Maint TD	II	717015	2/28/2012	33.55
62002400	M&S Maint TD	II	717015	2/28/2012	126.85
62002400	M&S Maint TD	II	717015	2/28/2012	91.26
62002400	M&S Maint TD	II	717015	2/28/2012	1,221.18
62002400	M&S Maint TD	II	717015	2/28/2012	48.28
62002400	M&S Maint TD	II	717015	2/28/2012	120.68
62002400	M&S Maint TD	II	717015	2/28/2012	247.23
62002400	M&S Maint TD	II	717015	2/28/2012	1,692.69
62002400	M&S Maint TD	II	717015	2/28/2012	123.72
62002400	M&S Maint TD	II	717015	2/28/2012	86.97
62002400	M&S Maint TD	II	717015	2/28/2012	282.02
62002400	M&S Maint TD	II	717015	2/28/2012	2,426.98
62002400	M&S Maint TD	II	717015	2/28/2012	95.85
62002400	M&S Maint TD	II	717015	2/28/2012	47.18
62002400	M&S Maint TD	II	717015	2/28/2012	208.40
62002400	M&S Maint TD	II	717015	2/28/2012	3,563.61
62002400	M&S Maint TD	II	717015	2/28/2012	137.56
62002400	M&S Maint TD	II	717015	2/28/2012	49.20
62002400	M&S Maint TD	II	717015	2/28/2012	23.60
62002400	M&S Maint TD	II	717015	2/28/2012	128.96
62002400	M&S Maint TD	II	717015	2/28/2012	21.42
62002400	M&S Maint TD	II	717015	2/28/2012	35.88
62002400	M&S Maint TD	II	717015	2/28/2012	118.15
62002400	M&S Maint TD	II	717015	2/28/2012	548.07
62002400	M&S Maint TD	II	717015	2/28/2012	118.70
62002400	M&S Maint TD	II	717015	2/28/2012	23.29
62002400	M&S Maint TD	II	717015	2/28/2012	40.01
62002400	M&S Maint TD	II	717015	2/28/2012	26.02
62002400	M&S Maint TD	II	717015	2/28/2012	20.02
62002400	M&S Maint TD	II	717015	2/28/2012	36.91
62002400	M&S Maint TD	II	717015	2/28/2012	37.19
62002400	M&S Maint TD	II	717015	2/28/2012	50.16
62002400	M&S Maint TD	II	717015	2/28/2012	1,040.50
62002400	M&S Maint TD	II	717015	2/28/2012	26.08
62002400	M&S Maint TD	II	717015	2/28/2012	27.47
62002400	M&S Maint TD	II	717015	2/28/2012	26.67
62002400	M&S Maint TD	II	717015	2/28/2012	94.14
62002400	M&S Maint TD	II	717015	2/28/2012	19.81
62002400	M&S Maint TD	II	717015	2/28/2012	203.06
62002400	M&S Maint TD	II	717015	2/28/2012	34.56
62002400	M&S Maint TD	II	717015	2/28/2012	78.48
62002400	M&S Maint TD	II	717015	2/28/2012	264.98
62002400	M&S Maint TD	II	717015	2/28/2012	426.32
62002400	M&S Maint TD	II	717015	2/28/2012	16.30
62002400	M&S Maint TD	II	717015	2/28/2012	40.69
62002400	M&S Maint TD	II	717015	2/28/2012	28.86
62002400	M&S Maint TD	II	717015	2/28/2012	22.72
62002400	M&S Maint TD	II	717015	2/28/2012	40.19
62002400	M&S Maint TD	II	717015	2/28/2012	35.21
75810000	Donations Deductible	PS	43009684	2/28/2012	(1,500.00)
40112000	Res Sales Unbilled	JE	30993628	2/29/2012	(2,062,249.01)
40122000	Com Sales Unbilled	JE	30993628	2/29/2012	(1,025,578.83)
40132000	Ind Sales Unbilled	JE	30993628	2/29/2012	(101,029.02)
40152000	Publ Auth Unbilled	JE	30993628	2/29/2012	(267,389.89)
40161050	SlS/Rsle Billed I/C	JE	305	2/29/2012	(1,162.56)
40162000	SalesforRsle Unbilld	JE	30993628	2/29/2012	(108,815.61)
40310250	OthRev-Rent I/C	JE	12120210	2/29/2012	(22,018.47)
40310300	OthRev-CFO	JE	50	2/29/2012	(72,450.98)
40310300	OthRev-CFO	JE	50	2/29/2012	(27,133.70)
40310300	OthRev-CFO	JE	50	2/29/2012	(178.54)
40310300	OthRev-CFO	JE	50	2/29/2012	(35,791.76)
50171600	Comp Exp-Options	JE	30993886	2/29/2012	1,800.00
50171800	Comp Exp-RSU's	JE	30993886	2/29/2012	3,012.00
50510000	PBOP Expense	JR	2001	2/29/2012	70,420.00
50510000	PBOP Expense	JR	2007	2/29/2012	492.94
50510000	PBOP Expense	JR	2007	2/29/2012	(492.94)
50510000	PBOP Expense	JE	105	2/29/2012	(359.60)
50550000	Group Insur Expense	JE	30992803	2/29/2012	1,189.08
50550000	Group Insur Expense	JE	30992803	2/29/2012	(1,189.08)
50550000	Group Insur Expense	JE	30993659	2/29/2012	(7,422.69)
50610000	Pension Expense	JR	2002	2/29/2012	101,561.08

Kentucky American Water Company  
Case No. 2012-00520  
Response to PSC DR1, Item 31

Account	Description	Doc Type	Document Number	Posting Date	Amount
50610000	Pension Expense	JR	2007	2/29/2012	710.93
50610000	Pension Expense	JR	2007	2/29/2012	(710.93)
51010000	Purchased Water	JE	160	2/29/2012	8,989.75
51010000	Purchased Water	JE	205	2/29/2012	768.00
51010000	Purchased Water	JE	205	2/29/2012	1,368.00
51010000	Purchased Water	JE	205	2/29/2012	9,349.00
51010000	Purchased Water	JE	205	2/29/2012	3,983.00
51010000	Purchased Water	JE	12120212	2/29/2012	19,297.00
51015000	Purchased Water I/C	JE	305	2/29/2012	1,162.56
51110000	Waste Disposal	JR	200	2/29/2012	5,333.33
51110000	Waste Disposal	JR	201	2/29/2012	3,000.00
51110000	Waste Disposal	ID	717681	2/29/2012	811.54
51110000	Waste Disposal	ID	717681	2/29/2012	655.88
51110000	Waste Disposal	J2	12120211	2/29/2012	(1,998.75)
51120000	Amort Waste Disposal	JR	1100	2/29/2012	8,333.33
51510012	Purchased Power P	JE	12120203	2/29/2012	2,735.61
51510012	Purchased Power P	JE	12120203	2/29/2012	(281.23)
51510012	Purchased Power P	JE	155	2/29/2012	35,467.09
51510012	Purchased Power P	JE	155	2/29/2012	10,639.54
51510012	Purchased Power P	JE	155	2/29/2012	245.83
51510012	Purchased Power P	JE	155	2/29/2012	750.35
51510012	Purchased Power P	JE	157	2/29/2012	595.95
51510012	Purchased Power P	JE	157	2/29/2012	1,012.91
51510013	Purchased Power WT	JE	12120203	2/29/2012	66.93
51510013	Purchased Power WT	JE	12120203	2/29/2012	(15,239.94)
51510013	Purchased Power WT	JE	155	2/29/2012	148,300.21
51510013	Purchased Power WT	JE	155	2/29/2012	3,973.09
51510013	Purchased Power WT	JE	155	2/29/2012	25,945.09
51510013	Purchased Power WT	JE	155	2/29/2012	58,294.28
51510013	Purchased Power WT	JE	155	2/29/2012	10,732.61
51510013	Purchased Power WT	JE	155	2/29/2012	2,724.83
51510013	Purchased Power WT	JE	157	2/29/2012	2,947.16
51510013	Purchased Power WT	JE	157	2/29/2012	(6,155.79)
51510014	Purchased Power TD	JE	155	2/29/2012	10.88
51510014	Purchased Power TD	JE	155	2/29/2012	419.73
51800000	Chemicals	ID	717434	2/29/2012	64.72
51800000	Chemicals	ID	717434	2/29/2012	76.53
51800000	Chemicals	ID	717681	2/29/2012	3,188.99
51800000	Chemicals	ID	717681	2/29/2012	1,462.67
51800000	Chemicals	ID	717681	2/29/2012	3,954.78
51800000	Chemicals	ID	717681	2/29/2012	3,302.64
51800000	Chemicals	ID	717681	2/29/2012	21,397.59
51800000	Chemicals	ID	717681	2/29/2012	3,769.53
51800000	Chemicals	ID	717681	2/29/2012	7,695.60
51800000	Chemicals	ID	717681	2/29/2012	99.68
52001300	M&S Oper WT	CC	7965	2/29/2012	21.66
52001300	M&S Oper WT	CC	7965	2/29/2012	22.02
52001300	M&S Oper WT	CC	7965	2/29/2012	8.54
52001300	M&S Oper WT	CC	7965	2/29/2012	22.02
52001300	M&S Oper WT	CC	7965	2/29/2012	8.40
52001300	M&S Oper WT	CC	7965	2/29/2012	31.77
52001300	M&S Oper WT	CC	7965	2/29/2012	8.54
52001300	M&S Oper WT	CC	7965	2/29/2012	22.14
52001300	M&S Oper WT	CC	7965	2/29/2012	321.02
52001300	M&S Oper WT	CC	7965	2/29/2012	14.99
52001300	M&S Oper WT	CC	7965	2/29/2012	55.08
52001300	M&S Oper WT	CC	7965	2/29/2012	22.02
52001300	M&S Oper WT	CC	7965	2/29/2012	81.49
52001300	M&S Oper WT	CC	7965	2/29/2012	197.88
52001300	M&S Oper WT	CC	7965	2/29/2012	41.88
52001300	M&S Oper WT	CC	7965	2/29/2012	86.11
52001300	M&S Oper WT	CC	7965	2/29/2012	8.54
52001300	M&S Oper WT	CC	7965	2/29/2012	22.02
52001300	M&S Oper WT	CC	7965	2/29/2012	8.54
52001300	M&S Oper WT	CC	7965	2/29/2012	90.75
52001300	M&S Oper WT	CC	7965	2/29/2012	517.92
52001300	M&S Oper WT	JE	50000	2/29/2012	11.00
52001300	M&S Oper WT	JE	50000	2/29/2012	95.37
52001300	M&S Oper WT	JE	50000	2/29/2012	159.97
52001400	M&S Oper TD	CC	7965	2/29/2012	28.28
52001400	M&S Oper TD	CC	7965	2/29/2012	4.27
52001400	M&S Oper TD	JE	50000	2/29/2012	3,227.10
52001400	M&S Oper TD	JE	50000	2/29/2012	6,511.53
52001400	M&S Oper TD	JE	50000	2/29/2012	660.65
52001400	M&S Oper TD	JE	50000	2/29/2012	4.27
52001400	M&S Oper TD	JE	50000	2/29/2012	45.05
52001600	M&S Oper AG	JE	50000	2/29/2012	210.79

Kentucky American Water Company  
Case No. 2012-00520  
Response to PSC DR1, Item 31

Account	Description	Doc Type	Document Number	Posting Date	Amount
52001600	M&S Oper AG	JE	50000	2/29/2012	487.19
52001600	M&S Oper AG	JE	600	2/29/2012	5,072.10
52501300	Misc Oper WT	CC	7965	2/29/2012	337.97
52501300	Misc Oper WT	CC	7965	2/29/2012	337.97
52501300	Misc Oper WT	CC	7965	2/29/2012	18.00
52501300	Misc Oper WT	CC	7965	2/29/2012	95.25
52501300	Misc Oper WT	JE	50000	2/29/2012	868.24
52501300	Misc Oper WT	JE	50000	2/29/2012	359.68
52501300	Misc Oper WT	JE	50000	2/29/2012	647.14
52501400	Misc Oper TD	JE	50000	2/29/2012	5,931.82
52501400	Misc Oper TD	JE	148	2/29/2012	86.35
52501600	Misc Oper AG	CC	7965	2/29/2012	52.00
52501600	Misc Oper AG	JE	50000	2/29/2012	111.30
52501600	Misc Oper AG	JE	50000	2/29/2012	28.56
52501600	Misc Oper AG	JE	50000	2/29/2012	69.22
52501600	Misc Oper AG	JE	50000	2/29/2012	6.65
52501600	Misc Oper AG	JE	50000	2/29/2012	64.13
52501600	Misc Oper AG	JE	50000	2/29/2012	16.79
52501600	Misc Oper AG	JE	333	2/29/2012	142.75
52501600	Misc Oper AG	JE	332	2/29/2012	344.83
52501600	Misc Oper AG	JE	160	2/29/2012	15,685.24
52510015	Bank Svc Charges-CA	JE	141	2/29/2012	8,569.20
52510015	Bank Svc Charges-CA	JE	140	2/29/2012	14,181.44
52520000	Collection Agencies	JE	334	2/29/2012	1,867.39
52520000	Collection Agencies	JE	334	2/29/2012	100.14
52520000	Collection Agencies	JE	334	2/29/2012	344.03
52520000	Collection Agencies	JE	334	2/29/2012	122.81
52520000	Collection Agencies	JE	316	2/29/2012	5,950.10
52522000	Community Relations	JR	223	2/29/2012	646.01
52524000	Co Dues/Mmbrshp Ded	JR	1209	2/29/2012	427.08
52524000	Co Dues/Mmbrshp Ded	JR	1212	2/29/2012	3,800.50
52524000	Co Dues/Mmbrshp Ded	CC	7965	2/29/2012	66.00
52524000	Co Dues/Mmbrshp Ded	CC	7965	2/29/2012	30.00
52524000	Co Dues/Mmbrshp Ded	CC	7965	2/29/2012	187.00
52524000	Co Dues/Mmbrshp Ded	CC	7965	2/29/2012	30.00
52524000	Co Dues/Mmbrshp Ded	JR	200	2/29/2012	224.61
52524000	Co Dues/Mmbrshp Ded	JR	213	2/29/2012	532.11
52526100	Credit Line Fees I/C	JE	129	2/29/2012	1,956.96
52526100	Credit Line Fees I/C	JE	125	2/29/2012	2,019.52
52532013	Electricity WT	JE	155	2/29/2012	137.26
52532013	Electricity WT	JE	155	2/29/2012	100.93
52532013	Electricity WT	JE	155	2/29/2012	169.04
52532014	Electricity TD	JE	155	2/29/2012	4,956.45
52532014	Electricity TD	JE	155	2/29/2012	932.64
52532016	Electricity AG	JE	155	2/29/2012	6,778.83
52532016	Electricity AG	JE	155	2/29/2012	314.95
52534000	Employee Expenses	CC	7965	2/29/2012	50.00
52534000	Employee Expenses	CC	7965	2/29/2012	50.00
52534000	Employee Expenses	CC	7965	2/29/2012	50.00
52534000	Employee Expenses	CC	7965	2/29/2012	50.00
52534000	Employee Expenses	CC	7965	2/29/2012	50.00
52534000	Employee Expenses	CC	7965	2/29/2012	100.00
52534000	Employee Expenses	CC	7965	2/29/2012	50.00
52534000	Employee Expenses	CC	7965	2/29/2012	100.00
52534000	Employee Expenses	CC	7965	2/29/2012	186.43
52534000	Employee Expenses	CC	7965	2/29/2012	(175.10)
52534000	Employee Expenses	CC	7965	2/29/2012	(184.32)
52534000	Employee Expenses	CC	7965	2/29/2012	100.00
52534000	Employee Expenses	CC	7965	2/29/2012	100.00
52534000	Employee Expenses	CC	7965	2/29/2012	50.00
52534000	Employee Expenses	CC	7965	2/29/2012	50.00
52534000	Employee Expenses	CC	7965	2/29/2012	32.64
52534000	Employee Expenses	CC	7976	2/29/2012	123.63
52534000	Employee Expenses	CC	7976	2/29/2012	260.86
52534000	Employee Expenses	CC	7976	2/29/2012	106.39
52534000	Employee Expenses	JE	50000	2/29/2012	2,643.75
52534000	Employee Expenses	JE	50000	2/29/2012	3,341.92
52534000	Employee Expenses	JE	50000	2/29/2012	32.64
52534000	Employee Expenses	JE	50000	2/29/2012	92.85
52534200	Conferences & Reg	JR	215	2/29/2012	216.40
52534200	Conferences & Reg	JE	50000	2/29/2012	6.00
52535000	Meals Deductible	CC	7965	2/29/2012	6.88
52535000	Meals Deductible	CC	7965	2/29/2012	9.38
52535000	Meals Deductible	CC	7965	2/29/2012	23.97
52535000	Meals Deductible	CC	7965	2/29/2012	16.38
52535000	Meals Deductible	CC	7965	2/29/2012	26.97

Kentucky American Water Company  
Case No. 2012-00520  
Response to PSC DR1, Item 31

Account	Description	Doc Type	Document Number	Posting Date	Amount
52535000	Meals Deductible	CC	7965	2/29/2012	22.08
52535000	Meals Deductible	CC	7965	2/29/2012	139.21
52535000	Meals Deductible	CC	7976	2/29/2012	31.56
52535000	Meals Deductible	CC	7976	2/29/2012	4.00
52535000	Meals Deductible	CC	7976	2/29/2012	7.23
52535000	Meals Deductible	CC	7976	2/29/2012	2.49
52535000	Meals Deductible	CC	7976	2/29/2012	18.40
52535000	Meals Deductible	CC	7976	2/29/2012	13.65
52535000	Meals Deductible	CC	7976	2/29/2012	9.61
52535000	Meals Deductible	CC	7976	2/29/2012	18.96
52535000	Meals Deductible	CC	7976	2/29/2012	10.17
52535000	Meals Deductible	JE	50000	2/29/2012	50.21
52535000	Meals Deductible	JE	50000	2/29/2012	13.29
52535000	Meals Deductible	JE	50000	2/29/2012	30.00
52535000	Meals Deductible	JE	50000	2/29/2012	838.25
52542015	Forms CA	JE	300	2/29/2012	16,850.62
52542016	Forms AG	CC	7965	2/29/2012	528.62
52548014	Heating Oil/Gas TD	JE	155	2/29/2012	2,468.50
52548014	Heating Oil/Gas TD	JE	155	2/29/2012	157.47
52548016	Heating Oil/Gas AG	JE	155	2/29/2012	1,842.31
52550013	Janitorial WT	JE	50000	2/29/2012	14.32
52550016	Janitorial AG	JE	50000	2/29/2012	35.51
52554500	Lab Supplies	CC	7965	2/29/2012	561.68
52554500	Lab Supplies	CC	7965	2/29/2012	77.70
52554500	Lab Supplies	CC	7965	2/29/2012	150.44
52554500	Lab Supplies	CC	7965	2/29/2012	105.71
52554500	Lab Supplies	CC	7965	2/29/2012	580.03
52554500	Lab Supplies	JE	50000	2/29/2012	2,763.37
52562013	Off&Adm Supplies WT	CC	7965	2/29/2012	20.09
52562013	Off&Adm Supplies WT	CC	7965	2/29/2012	13.62
52562013	Off&Adm Supplies WT	CC	7965	2/29/2012	20.09
52562013	Off&Adm Supplies WT	CC	7965	2/29/2012	41.54
52562013	Off&Adm Supplies WT	CC	7965	2/29/2012	109.04
52562013	Off&Adm Supplies WT	CC	7965	2/29/2012	20.08
52562013	Off&Adm Supplies WT	CC	7965	2/29/2012	76.64
52562013	Off&Adm Supplies WT	CC	7965	2/29/2012	7.90
52562013	Off&Adm Supplies WT	CC	7965	2/29/2012	20.08
52562013	Off&Adm Supplies WT	CC	7965	2/29/2012	76.64
52562013	Off&Adm Supplies WT	CC	7965	2/29/2012	16.02
52562013	Off&Adm Supplies WT	CC	7965	2/29/2012	140.02
52562013	Off&Adm Supplies WT	CC	7965	2/29/2012	17.81
52562013	Off&Adm Supplies WT	CC	7965	2/29/2012	40.20
52562013	Off&Adm Supplies WT	CC	7965	2/29/2012	19.05
52562013	Off&Adm Supplies WT	CC	7965	2/29/2012	65.26
52562013	Off&Adm Supplies WT	CC	7965	2/29/2012	76.66
52562013	Off&Adm Supplies WT	CC	7965	2/29/2012	76.66
52562013	Off&Adm Supplies WT	JE	50000	2/29/2012	50.43
52562013	Off&Adm Supplies WT	JE	50000	2/29/2012	55.85
52562014	Off&Adm Supplies TD	JE	50000	2/29/2012	26.83
52562016	Off&Adm Supplies AG	CC	7965	2/29/2012	8.42
52562016	Off&Adm Supplies AG	CC	7965	2/29/2012	13.26
52562016	Off&Adm Supplies AG	CC	7965	2/29/2012	121.95
52562016	Off&Adm Supplies AG	CC	7965	2/29/2012	13.26
52562016	Off&Adm Supplies AG	JE	50000	2/29/2012	23.31
52562516	Overnight Shippng AG	CC	7965	2/29/2012	70.21
52566015	Postage CA	JE	125	2/29/2012	51,288.00
52568000	Research & Develop	JR	211	2/29/2012	1,517.61
52568000	Research & Develop	JR	216	2/29/2012	73.70
52571100	Add'l Security Costs	JE	160	2/29/2012	2,682.31
52571100	Add'l Security Costs	JE	600	2/29/2012	2,668.64
52571100	Add'l Security Costs	JE	600	2/29/2012	715.20
52571500	Software Licenses	JR	208	2/29/2012	1,378.38
52571500	Software Licenses	JR	210	2/29/2012	472.67
52571500	Software Licenses	JR	212	2/29/2012	286.35
52571500	Software Licenses	JR	217	2/29/2012	38.33
52571500	Software Licenses	JR	218	2/29/2012	2.38
52571500	Software Licenses	JR	219	2/29/2012	23.50
52571500	Software Licenses	JR	222	2/29/2012	85.29
52571500	Software Licenses	JR	224	2/29/2012	240.11
52574015	Telephone CA	JE	148	2/29/2012	936.90
52574016	Telephone AG	JE	148	2/29/2012	4.90
52574016	Telephone AG	JE	148	2/29/2012	8.54
52574016	Telephone AG	JE	148	2/29/2012	114.97
52574016	Telephone AG	JE	148	2/29/2012	43.53
52574016	Telephone AG	JE	148	2/29/2012	437.14
52574016	Telephone AG	JE	148	2/29/2012	1,171.12
52574016	Telephone AG	JE	148	2/29/2012	57.66

Kentucky American Water Company  
Case No. 2012-00520  
Response to PSC DR1, Item 31

Account	Description	Doc Type	Document Number	Posting Date	Amount
52574113	Cell Phone WT	JE	148	2/29/2012	46.78
52574114	Cell Phone TD	JE	148	2/29/2012	3.05
52574114	Cell Phone TD	JE	148	2/29/2012	183.57
52574116	Cell Phone AG	JE	148	2/29/2012	183.00
52574116	Cell Phone AG	JE	148	2/29/2012	353.25
52574116	Cell Phone AG	JE	148	2/29/2012	44.56
52574116	Cell Phone AG	JE	148	2/29/2012	94.32
52574116	Cell Phone AG	JE	148	2/29/2012	48.86
52574116	Cell Phone AG	JE	148	2/29/2012	52.52
52574116	Cell Phone AG	JE	148	2/29/2012	674.76
52574116	Cell Phone AG	JE	148	2/29/2012	1,894.75
52574116	Cell Phone AG	JE	148	2/29/2012	254.22
52574116	Cell Phone AG	JE	148	2/29/2012	116.80
52574116	Cell Phone AG	JE	148	2/29/2012	43.85
52574116	Cell Phone AG	JE	148	2/29/2012	53.57
52574116	Cell Phone AG	JE	148	2/29/2012	81.32
52574116	Cell Phone AG	JE	148	2/29/2012	171.81
52582013	Uniforms WT	CC	7965	2/29/2012	51.64
52582013	Uniforms WT	CC	7965	2/29/2012	68.37
52582013	Uniforms WT	CC	7965	2/29/2012	115.29
52582013	Uniforms WT	CC	7965	2/29/2012	51.76
52582013	Uniforms WT	CC	7965	2/29/2012	69.54
52582013	Uniforms WT	CC	7965	2/29/2012	52.53
52582013	Uniforms WT	CC	7965	2/29/2012	44.11
52582013	Uniforms WT	CC	7965	2/29/2012	52.53
52582013	Uniforms WT	CC	7965	2/29/2012	69.54
52582013	Uniforms WT	CC	7965	2/29/2012	44.11
52582013	Uniforms WT	CC	7965	2/29/2012	77.83
52582013	Uniforms WT	CC	7965	2/29/2012	52.53
52582013	Uniforms WT	CC	7965	2/29/2012	44.11
52582013	Uniforms WT	CC	7965	2/29/2012	4.81
52582013	Uniforms WT	CC	7965	2/29/2012	25.35
52582013	Uniforms WT	CC	7965	2/29/2012	114.77
52582013	Uniforms WT	CC	7965	2/29/2012	69.54
52582013	Uniforms WT	CC	7965	2/29/2012	52.53
52582013	Uniforms WT	CC	7965	2/29/2012	44.11
52582013	Uniforms WT	JE	50000	2/29/2012	18.99
52582013	Uniforms WT	JE	50000	2/29/2012	25.35
52582013	Uniforms WT	JE	50000	2/29/2012	4.81
52582014	Uniforms TD	CC	7965	2/29/2012	26.81
52582014	Uniforms TD	JE	50000	2/29/2012	1,651.02
52582014	Uniforms TD	JE	50000	2/29/2012	54.14
53150013	Contr Svc-Other WT	JR	1200	2/29/2012	905.00
53150013	Contr Svc-Other WT	JR	1200	2/29/2012	162.83
53150013	Contr Svc-Other WT	JR	1200	2/29/2012	1,862.92
53150013	Contr Svc-Other WT	JR	1200	2/29/2012	474.17
53150013	Contr Svc-Other WT	JR	1200	2/29/2012	725.92
53150013	Contr Svc-Other WT	JR	1200	2/29/2012	563.58
53150013	Contr Svc-Other WT	JR	1200	2/29/2012	204.33
53150013	Contr Svc-Other WT	CC	7965	2/29/2012	65.00
53150014	Contr Svc-Other TD	JE	160	2/29/2012	5,598.00
53150014	Contr Svc-Other TD	JE	160	2/29/2012	6,642.00
53150014	Contr Svc-Other TD	JE	160	2/29/2012	2,424.60
53150014	Contr Svc-Other TD	JE	160	2/29/2012	2,382.50
53150014	Contr Svc-Other TD	JE	160	2/29/2012	2,192.68
53150014	Contr Svc-Other TD	JE	600	2/29/2012	2,101.05
53150015	Contr Svc-Other CA	JE	148	2/29/2012	604.17
53150015	Contr Svc-Other CA	JE	330	2/29/2012	2,607.68
53150015	Contr Svc-Other CA	JE	600	2/29/2012	497.55
53150016	Contr Svc-Other AG	JE	317	2/29/2012	287.30
53150016	Contr Svc-Other AG	JE	877	2/29/2012	9,942.54
53151014	Contr Svc-Temp EE TD	JE	600	2/29/2012	1,537.60
53151014	Contr Svc-Temp EE TD	JE	600	2/29/2012	3,520.00
53151015	Contr Svc-Temp EE CA	JE	160	2/29/2012	3,447.62
53151015	Contr Svc-Temp EE CA	JE	160	2/29/2012	3,362.97
53151015	Contr Svc-Temp EE CA	JE	160	2/29/2012	3,224.32
53154000	Contr Svc-Audit Fees	JR	275	2/29/2012	7,779.00
53155000	Contr Svc-Legal	JE	175	2/29/2012	28,970.70
53155000	Contr Svc-Legal	JE	175	2/29/2012	2,185.00
53155000	Contr Svc-Legal	JE	175	2/29/2012	74.00
53155000	Contr Svc-Legal	JE	175	2/29/2012	996.66
53155000	Contr Svc-Legal	JE	175	2/29/2012	8,279.66
53155000	Contr Svc-Legal	JE	175	2/29/2012	2,800.00
53155000	Contr Svc-Legal	JE	12120215	2/29/2012	28,381.34
53155000	Contr Svc-Legal	JE	12120215	2/29/2012	12,460.50
53155000	Contr Svc-Legal	JE	12120215	2/29/2012	370.10
53409999	AWWSC Conversion	JB	30994936	2/29/2012	7,485.81

Kentucky American Water Company  
Case No. 2012-00520  
Response to PSC DR1, Item 31

Account	Description	Doc Type	Document Number	Posting Date	Amount
53409999	AWWSC Conversion	JB	30994936	2/29/2012	13,791.68
53409999	AWWSC Conversion	JB	30994936	2/29/2012	49,854.09
53409999	AWWSC Conversion	JB	30994936	2/29/2012	28,205.51
53409999	AWWSC Conversion	JB	30994936	2/29/2012	25,209.17
53409999	AWWSC Conversion	JB	30994936	2/29/2012	24,878.87
53409999	AWWSC Conversion	JB	30994936	2/29/2012	23,492.23
53409999	AWWSC Conversion	JB	30994936	2/29/2012	16,343.73
53409999	AWWSC Conversion	JB	30994936	2/29/2012	44.06
53409999	AWWSC Conversion	JB	30994936	2/29/2012	4,523.56
53409999	AWWSC Conversion	JB	30994936	2/29/2012	2,145.00
53409999	AWWSC Conversion	JB	30994936	2/29/2012	3,958.68
53409999	AWWSC Conversion	JB	30994936	2/29/2012	57,912.01
53409999	AWWSC Conversion	JB	30994936	2/29/2012	166,106.19
53409999	AWWSC Conversion	JB	30994936	2/29/2012	171,520.54
53409999	AWWSC Conversion	JB	30994936	2/29/2012	20,710.66
53409999	AWWSC Conversion	JB	30994936	2/29/2012	14,339.98
53409999	AWWSC Conversion	JB	30994936	2/29/2012	4,113.04
53409999	AWWSC Conversion	JB	30994936	2/29/2012	50,946.95
55000016	Trans Oper AG	JE	50000	2/29/2012	391.41
55000016	Trans Oper AG	JE	50000	2/29/2012	280.76
55000016	Trans Oper AG	JE	160	2/29/2012	2,692.03
55000016	Trans Oper AG	JE	160	2/29/2012	2,668.64
55010100	Trans Lease Costs	JE	240	2/29/2012	1,692.63
55010200	Trans Lease Fuel	JE	242	2/29/2012	45.00
55010200	Trans Lease Fuel	JE	242	2/29/2012	467.37
55010200	Trans Lease Fuel	JE	242	2/29/2012	5,612.57
55010200	Trans Lease Fuel	JE	242	2/29/2012	334.10
55010200	Trans Lease Fuel	JE	242	2/29/2012	208.68
55010200	Trans Lease Fuel	JE	242	2/29/2012	71.25
55010200	Trans Lease Fuel	JE	242	2/29/2012	134.05
55010200	Trans Lease Fuel	JE	242	2/29/2012	219.21
55010200	Trans Lease Fuel	JE	242	2/29/2012	52.10
55010200	Trans Lease Fuel	JE	242	2/29/2012	1,164.31
55010200	Trans Lease Fuel	JE	240	2/29/2012	43.73
55010200	Trans Lease Fuel	JE	240	2/29/2012	68.00
55010200	Trans Lease Fuel	JE	240	2/29/2012	2,244.75
55010200	Trans Lease Fuel	JE	240	2/29/2012	454.66
55010200	Trans Lease Fuel	JE	240	2/29/2012	17,940.27
55010200	Trans Lease Fuel	JE	240	2/29/2012	932.81
55010200	Trans Lease Fuel	JE	240	2/29/2012	510.36
55010200	Trans Lease Fuel	JE	240	2/29/2012	205.50
55010200	Trans Lease Fuel	JE	240	2/29/2012	729.43
55010200	Trans Lease Fuel	JE	240	2/29/2012	1,098.75
55010200	Trans Lease Fuel	JE	240	2/29/2012	385.64
55010200	Trans Lease Fuel	JE	240	2/29/2012	2,602.24
55010200	Trans Lease Fuel	JE	240	2/29/2012	203.85
55010300	Trans Lease Maint	JE	241	2/29/2012	0.00
55010300	Trans Lease Maint	JE	241	2/29/2012	3,295.00
55010300	Trans Lease Maint	JE	240	2/29/2012	2,283.28
55010300	Trans Lease Maint	JE	240	2/29/2012	77.60
55010300	Trans Lease Maint	JE	240	2/29/2012	276.52
55010300	Trans Lease Maint	JE	240	2/29/2012	111.72
55010300	Trans Lease Maint	JE	240	2/29/2012	11,736.21
55010300	Trans Lease Maint	JE	240	2/29/2012	203.19
55010300	Trans Lease Maint	JE	240	2/29/2012	553.52
55010300	Trans Lease Maint	JE	240	2/29/2012	18.59
55010300	Trans Lease Maint	JE	240	2/29/2012	1,002.47
55010300	Trans Lease Maint	JE	240	2/29/2012	113.92
55010300	Trans Lease Maint	JE	240	2/29/2012	5.00
55010300	Trans Lease Maint	JE	240	2/29/2012	1,497.01
55010300	Trans Lease Maint	JE	240	2/29/2012	184.01
55010300	Trans Lease Maint	JE	245	2/29/2012	522.46
55110000	Ins Vehicle	JR	115	2/29/2012	2,949.17
55710000	Ins General Liabilty	JR	101	2/29/2012	187.83
55710000	Ins General Liabilty	JR	102	2/29/2012	187.32
55710000	Ins General Liabilty	JR	107	2/29/2012	151.44
55710000	Ins General Liabilty	JR	109	2/29/2012	523.73
55710000	Ins General Liabilty	JR	111	2/29/2012	17,685.20
55710000	Ins General Liabilty	JR	113	2/29/2012	4,510.47
55710000	Ins General Liabilty	JR	114	2/29/2012	824.99
55710000	Ins General Liabilty	JR	119	2/29/2012	782.78
55710000	Ins General Liabilty	JR	125	2/29/2012	412.95
55710000	Ins General Liabilty	JR	128	2/29/2012	66.42
55720000	Ins Work Comp	JR	112	2/29/2012	13,570.32
55720000	Ins Work Comp	JR	2007	2/29/2012	94.99
55720000	Ins Work Comp	JR	2007	2/29/2012	(94.99)
55730000	Ins Other	JR	100	2/29/2012	8.82

Kentucky American Water Company  
Case No. 2012-00520  
Response to PSC DR1, Item 31

Account	Description	Doc Type	Document Number	Posting Date	Amount
55730000	Ins Other	JR	103	2/29/2012	58.42
55730000	Ins Other	JR	104	2/29/2012	51.33
55730000	Ins Other	JR	110	2/29/2012	538.90
55730000	Ins Other	JR	116	2/29/2012	9,561.52
56610000	Reg Exp-Amort	JR	700	2/29/2012	16,565.87
56620000	Reg Exp-Depr Stdy	JR	800	2/29/2012	561.46
56620000	Reg Exp-Depr Stdy	JR	900	2/29/2012	617.21
57010015	Uncoll Accts Exp CA	JE	30993754	2/29/2012	(181.17)
57010015	Uncoll Accts Exp CA	JE	30993758	2/29/2012	(590.26)
57010015	Uncoll Accts Exp CA	JE	100	2/29/2012	(92,770.74)
57010016	Uncoll Accts Exp AG	JE	260	2/29/2012	(1,667.35)
62002100	M&S Maint SS	JE	50000	2/29/2012	6.14
62002300	M&S Maint WT	CC	7965	2/29/2012	275.76
62002300	M&S Maint WT	CC	7965	2/29/2012	235.09
62002300	M&S Maint WT	CC	7965	2/29/2012	404.00
62002300	M&S Maint WT	CC	7965	2/29/2012	1,550.92
62002300	M&S Maint WT	CC	7965	2/29/2012	43.62
62002300	M&S Maint WT	CC	7965	2/29/2012	260.00
62002300	M&S Maint WT	CC	7965	2/29/2012	48.25
62002300	M&S Maint WT	JE	50000	2/29/2012	22.25
62002300	M&S Maint WT	JE	50000	2/29/2012	926.53
62002300	M&S Maint WT	JE	50000	2/29/2012	975.49
62002300	M&S Maint WT	JE	50000	2/29/2012	503.46
62002400	M&S Maint TD	CC	7965	2/29/2012	590.20
62002400	M&S Maint TD	JE	30993693	2/29/2012	(25.44)
62002400	M&S Maint TD	JE	30993696	2/29/2012	(61.97)
62002600	M&S Maint AG	JR	201	2/29/2012	1,808.76
62502600	Misc Maint AG	JR	204	2/29/2012	341.52
62502600	Misc Maint AG	JR	209	2/29/2012	3,957.16
62502600	Misc Maint AG	JR	214	2/29/2012	725.05
62502600	Misc Maint AG	JR	221	2/29/2012	542.50
62502600	Misc Maint AG	JE	99021210	2/29/2012	224.25
62512300	Amort Def Maint WT	JR	600	2/29/2012	3,019.97
62512300	Amort Def Maint WT	JR	606	2/29/2012	1,244.41
62512300	Amort Def Maint WT	JR	607	2/29/2012	1,281.93
62512300	Amort Def Maint WT	JR	609	2/29/2012	1,469.26
62512300	Amort Def Maint WT	JR	611	2/29/2012	1,800.99
62512300	Amort Def Maint WT	JR	613	2/29/2012	382.23
62512300	Amort Def Maint WT	JR	613	2/29/2012	148.44
62512300	Amort Def Maint WT	JR	614	2/29/2012	2,238.71
62512300	Amort Def Maint WT	JR	614	2/29/2012	619.56
62512400	Amort Def Maint TD	JR	600	2/29/2012	5,260.36
62512400	Amort Def Maint TD	JR	608	2/29/2012	2,149.90
62512400	Amort Def Maint TD	JR	610	2/29/2012	416.66
62512400	Amort Def Maint TD	JR	612	2/29/2012	276.13
62512400	Amort Def Maint TD	JR	613	2/29/2012	809.76
62512400	Amort Def Maint TD	JR	613	2/29/2012	189.97
62512400	Amort Def Maint TD	JR	615	2/29/2012	7,172.91
62520700	Misc Main Pvg/Bckfil	JE	300	2/29/2012	12,818.76
62520700	Misc Main Pvg/Bckfil	JE	300	2/29/2012	9,930.25
68011000	Depr -UPIS General	JU	30948104	2/29/2012	(26,781.46)
68011000	Depr -UPIS General	DP	30993577	2/29/2012	3,424.82
68011000	Depr -UPIS General	DP	30993577	2/29/2012	12,371.76
68011000	Depr -UPIS General	DP	30993577	2/29/2012	7,385.81
68011000	Depr -UPIS General	DP	30993577	2/29/2012	875,580.28
68011000	Depr -UPIS General	DP	30993577	2/29/2012	139.89
68011000	Depr -UPIS General	DP	30993577	2/29/2012	13,820.45
68012000	Depr -Amort CIAC Tx	DP	30993577	2/29/2012	(22,848.94)
68012000	Depr -Amort CIAC Tx	DP	30993577	2/29/2012	(32.36)
68012500	Depr-Amort CIAC Nntx	DP	30993577	2/29/2012	30.80
68012500	Depr-Amort CIAC Nntx	DP	30993577	2/29/2012	(5,680.56)
68012500	Depr-Amort CIAC Nntx	DP	30993577	2/29/2012	(5,162.84)
68012500	Depr-Amort CIAC Nntx	DP	30993577	2/29/2012	(2,153.22)
68012500	Depr-Amort CIAC Nntx	DP	30993577	2/29/2012	(82,930.46)
68254000	Amort-RegAsset AFUDC	JU	30092822	2/29/2012	11,181.78
68255000	Amort-UPAA	JU	907	2/29/2012	697.33
68255000	Amort-UPAA	JU	30009706	2/29/2012	16.06
68257000	Amort-Prop Losses	JR	100	2/29/2012	4,756.67
68258000	Amort-Reg Asset	JU	30092823	2/29/2012	575.00
68311000	Rem Costs-ARO/NNS	DP	30993577	2/29/2012	2,177.20
68311000	Rem Costs-ARO/NNS	DP	30993577	2/29/2012	2,611.49
68311000	Rem Costs-ARO/NNS	DP	30993577	2/29/2012	162,601.05
68520000	Property Taxes	JH	6	2/29/2012	354,653.34
68532000	FUTA	JE	30993566	2/29/2012	1,612.00
68533000	FICA	JE	30993540	2/29/2012	56,804.00
68535000	SUTA	JE	30993570	2/29/2012	2,768.00
68545000	Utility Reg Assessme	JH	4	2/29/2012	9,438.11

Kentucky American Water Company  
Case No. 2012-00520  
Response to PSC DR1, Item 31

Account	Description	Doc Type	Document Number	Posting Date	Amount
69011000	FIT-Current	JE	30995354	2/29/2012	77,368.56
69021000	SIT-Current	JE	30995354	2/29/2012	14,109.76
69031000	FIT-Oth Inc&Ded CY	JE	30995354	2/29/2012	(770.51)
69041000	SIT-Oth Inc&Ded CY	JE	30995354	2/29/2012	(140.52)
69063000	Def FIT-RegAsst/Liab	JT	30092822	2/29/2012	37,714.41
69063000	Def FIT-RegAsst/Liab	JT	30092822	2/29/2012	2,158.75
69063000	Def FIT-RegAsst/Liab	JT	30092822	2/29/2012	(1,698.65)
69063000	Def FIT-RegAsst/Liab	JT	30092822	2/29/2012	(11,029.58)
69063000	Def FIT-RegAsst/Liab	JT	30092822	2/29/2012	(365.33)
69063000	Def FIT-RegAsst/Liab	JT	30092822	2/29/2012	(300.91)
69063000	Def FIT-RegAsst/Liab	JT	30092822	2/29/2012	(2,750.67)
69065000	Def FIT-Other	JE	30995354	2/29/2012	312,049.16
69073000	Def SIT-RegAsst/Liab	JT	30092822	2/29/2012	6,878.01
69073000	Def SIT-RegAsst/Liab	JT	30092822	2/29/2012	137.75
69073000	Def SIT-RegAsst/Liab	JT	30092822	2/29/2012	(2,199.58)
69073000	Def SIT-RegAsst/Liab	JT	30092822	2/29/2012	(309.68)
69073000	Def SIT-RegAsst/Liab	JT	30092822	2/29/2012	(704.00)
69073000	Def SIT-RegAsst/Liab	JT	30092822	2/29/2012	(66.67)
69073000	Def SIT-RegAsst/Liab	JT	30092822	2/29/2012	(54.92)
69073000	Def SIT-RegAsst/Liab	JT	30092822	2/29/2012	(501.66)
69073000	Def SIT-RegAsst/Liab	JT	30092822	2/29/2012	(1,857.42)
69073500	Def SIT-Other	JE	30995354	2/29/2012	56,908.64
69522000	ITC Restored-3%	JT	30092822	2/29/2012	(637.67)
69523000	ITC Restored-4%	JT	30092822	2/29/2012	(525.42)
69524000	ITC Restored-10%	JT	30092822	2/29/2012	(5,903.33)
70510000	AFUDC-Equity	F6	30994684	2/29/2012	(39,174.61)
70510000	AFUDC-Equity	F6	30994684	2/29/2012	(981.15)
70510000	AFUDC-Equity	F6	30994684	2/29/2012	(57.70)
70510000	AFUDC-Equity	F6	30994684	2/29/2012	(9,361.61)
71521000	M&J Expenses	JE	30993693	2/29/2012	25.44
71521000	M&J Expenses	JE	30993696	2/29/2012	61.97
71521000	M&J Expenses	JE	300	2/29/2012	697.60
71521000	M&J Expenses	JE	300	2/29/2012	355.39
75510000	Amort UPAA	JU	908	2/29/2012	(35.38)
75840000	Lobbying Expenses	JR	1212	2/29/2012	469.72
81010000	Interest LTD	JR	1000	2/29/2012	(10,875.79)
81010000	Interest LTD	JE	103	2/29/2012	155,527.50
81010000	Interest LTD	JE	103	2/29/2012	120,446.67
81010000	Interest LTD	JE	103	2/29/2012	43,197.92
81010000	Interest LTD	JE	105	2/29/2012	268,125.00
81015000	Interest LTD Interco	JE	103	2/29/2012	1,162,016.25
81015000	Interest LTD Interco	JE	103	2/29/2012	280,555.56
81015000	Interest LTD Interco	JE	103	2/29/2012	345,493.06
81015000	Interest LTD Interco	JE	103	2/29/2012	727,187.50
81015000	Interest LTD Interco	JE	103	2/29/2012	701,338.54
81020000	Div Decl P/S w/ MRR	JE	103	2/29/2012	95,287.50
81315000	Interest STD Interco	JE	125	2/29/2012	5,327.08
82010000	Amort Debt Disc&Exp	JR	300	2/29/2012	665.38
82015000	Amort Dbt Dsc&Ex I/C	JR	500	2/29/2012	77.75
82015000	Amort Dbt Dsc&Ex I/C	JR	500	2/29/2012	1,381.14
82015000	Amort Dbt Dsc&Ex I/C	JR	501	2/29/2012	1,699.18
82015000	Amort Dbt Dsc&Ex I/C	JR	502	2/29/2012	1,084.02
82015000	Amort Dbt Dsc&Ex I/C	JR	503	2/29/2012	905.46
82020000	Amort P/S Exp w/ MRR	JR	400	2/29/2012	64.24
85000000	AFUDC Debt	F0	30994683	2/29/2012	(752.66)
85000000	AFUDC Debt	F0	30994683	2/29/2012	(44.26)
85000000	AFUDC Debt	F0	30994683	2/29/2012	(7,181.55)
85000000	AFUDC Debt	F0	30994683	2/29/2012	(15,257.50)
86031000	Div Dec Pref Stk	JE	103	2/29/2012	4,756.67
86031000	Div Dec Pref Stk	JE	103	2/29/2012	4,455.00
86031000	Div Dec Pref Stk	JE	103	2/29/2012	3,726.00
40111000	Res Sales Billed	JE	30994135	3/1/2012	(287,984.67)
40111000	Res Sales Billed	JE	30994135	3/1/2012	(75.36)
40111000	Res Sales Billed	JE	30994135	3/1/2012	(56.48)
40112000	Res Sales Unbilled	JE	30993628	3/1/2012	2,062,249.01
40121000	Com Sales Billed	JE	30994135	3/1/2012	(145,887.64)
40122000	Com Sales Unbilled	JE	30993628	3/1/2012	1,025,578.83
40132000	Ind Sales Unbilled	JE	30993628	3/1/2012	101,029.02
40145000	Priv Fire Billed	JE	30994135	3/1/2012	(10,974.02)
40151000	Publ Auth Billed	JE	30994135	3/1/2012	(12,978.67)
40152000	Publ Auth Unbilled	JE	30993628	3/1/2012	267,389.89
40162000	SalesforRsle Unbilld	JE	30993628	3/1/2012	108,815.61
40211000	Dom WW Svc Billed	JE	30994135	3/1/2012	(68.89)
40231000	Ind WW Svc Billed	RR	10175317	3/1/2012	(500.00)
40310200	OthRev-Rent	RR	10175279	3/1/2012	(95.00)
40310200	OthRev-Rent	RR	10175426	3/1/2012	(2,000.00)
40310200	OthRev-Rent	RR	10175458	3/1/2012	(2,848.73)



Kentucky American Water Company  
Case No. 2012-00520  
Response to PSC DR1, Item 31

Account	Description	Doc Type	Document Number	Posting Date	Amount
40310200	OthRev-Rent	RR	10175470	3/1/2012	(2,665.62)
40310300	OthRev-CFO	JE	50	3/1/2012	72,450.98
40310300	OthRev-CFO	JE	50	3/1/2012	27,133.70
40310300	OthRev-CFO	JE	50	3/1/2012	178.54
40310300	OthRev-CFO	JE	50	3/1/2012	35,791.76
40310400	OthRev-NSF Ck Chrg	JE	30994135	3/1/2012	(180.00)
40310500	OthRev-Appl/InitFee	JE	30994135	3/1/2012	(2,340.00)
40310700	OthRev-Reconnct Fee	JE	30994135	3/1/2012	(2,860.00)
50101305	Labor Oper WT SupEng	JE	30993529	3/1/2012	(5,803.00)
50101400	Labor Oper TD	JE	30993529	3/1/2012	(4,370.00)
50101405	Labor Oper TD SupEng	JE	30993529	3/1/2012	(3,756.00)
50101405	Labor Oper TD SupEng	JE	30993529	3/1/2012	(1,124.00)
50101600	Labor Oper AG	JE	30993529	3/1/2012	(11,918.00)
50101600	Labor Oper AG	JE	30993529	3/1/2012	(16,402.00)
50101600	Labor Oper AG	JE	30993529	3/1/2012	(1,392.00)
50101600	Labor Oper AG	JE	30993529	3/1/2012	(1,936.00)
50101600	Labor Oper AG	JE	30993529	3/1/2012	(3,554.00)
50101600	Labor Oper AG	JE	30993529	3/1/2012	(3,077.00)
50101600	Labor Oper AG	JE	30993529	3/1/2012	(37,724.00)
50101600	Labor Oper AG	JE	30993529	3/1/2012	(90,966.00)
50101600	Labor Oper AG	JE	30993529	3/1/2012	(4,915.00)
50101600	Labor Oper AG	JE	30993529	3/1/2012	(10,748.00)
50421000	401k Expense	JE	30993527	3/1/2012	(4,649.00)
50422000	DCP Expense	JE	30993531	3/1/2012	(5,689.00)
50550000	Group Insur Expense	RR	10175192	3/1/2012	(196.34)
50550000	Group Insur Expense	RR	10175193	3/1/2012	(463.00)
50550000	Group Insur Expense	RR	10175224	3/1/2012	(50.00)
50550000	Group Insur Expense	RR	10175289	3/1/2012	(463.00)
50550000	Group Insur Expense	RR	10175295	3/1/2012	(463.00)
50550000	Group Insur Expense	RR	10175919	3/1/2012	(578.34)
51010000	Purchased Water	JE	160	3/1/2012	(8,989.75)
51010000	Purchased Water	JE	205	3/1/2012	(768.00)
51010000	Purchased Water	JE	205	3/1/2012	(1,368.00)
51010000	Purchased Water	JE	205	3/1/2012	(9,349.00)
51010000	Purchased Water	JE	205	3/1/2012	(3,983.00)
51010000	Purchased Water	JE	12120212	3/1/2012	(19,297.00)
51510012	Purchased Power P	JE	155	3/1/2012	(35,467.09)
51510012	Purchased Power P	JE	155	3/1/2012	(10,639.54)
51510012	Purchased Power P	JE	155	3/1/2012	(245.83)
51510012	Purchased Power P	JE	155	3/1/2012	(750.35)
51510012	Purchased Power P	EE	70000844	3/1/2012	343.22
51510012	Purchased Power P	EE	70000845	3/1/2012	1,462.11
51510012	Purchased Power P	EE	70000929	3/1/2012	36.11
51510012	Purchased Power P	JE	157	3/1/2012	(595.95)
51510012	Purchased Power P	JE	157	3/1/2012	(1,012.91)
51510013	Purchased Power WT	JE	155	3/1/2012	(148,300.21)
51510013	Purchased Power WT	JE	155	3/1/2012	(3,973.09)
51510013	Purchased Power WT	JE	155	3/1/2012	(25,945.09)
51510013	Purchased Power WT	JE	155	3/1/2012	(58,294.28)
51510013	Purchased Power WT	JE	155	3/1/2012	(10,732.61)
51510013	Purchased Power WT	JE	155	3/1/2012	(2,724.83)
51510013	Purchased Power WT	JE	157	3/1/2012	(2,947.16)
51510013	Purchased Power WT	JE	157	3/1/2012	6,155.79
51510014	Purchased Power TD	JE	155	3/1/2012	(10.88)
51510014	Purchased Power TD	JE	155	3/1/2012	(419.73)
52001300	M&S Oper WT	JE	50000	3/1/2012	(11.00)
52001300	M&S Oper WT	JE	50000	3/1/2012	(95.37)
52001300	M&S Oper WT	JE	50000	3/1/2012	(159.97)
52001400	M&S Oper TD	JE	50000	3/1/2012	(3,227.10)
52001400	M&S Oper TD	JE	50000	3/1/2012	(6,511.53)
52001400	M&S Oper TD	JE	50000	3/1/2012	(660.65)
52001400	M&S Oper TD	JE	50000	3/1/2012	(4.27)
52001400	M&S Oper TD	JE	50000	3/1/2012	(45.05)
52001600	M&S Oper AG	JE	50000	3/1/2012	(210.79)
52001600	M&S Oper AG	JE	50000	3/1/2012	(487.19)
52001600	M&S Oper AG	JE	600	3/1/2012	(5,072.10)
52501300	Misc Oper WT	JE	50000	3/1/2012	(868.24)
52501300	Misc Oper WT	JE	50000	3/1/2012	(359.68)
52501300	Misc Oper WT	JE	50000	3/1/2012	(647.14)
52501400	Misc Oper TD	JE	50000	3/1/2012	(5,931.82)
52501400	Misc Oper TD	JE	148	3/1/2012	(86.35)
52501600	Misc Oper AG	JE	50000	3/1/2012	(111.30)
52501600	Misc Oper AG	JE	50000	3/1/2012	(28.56)
52501600	Misc Oper AG	JE	50000	3/1/2012	(69.22)
52501600	Misc Oper AG	JE	50000	3/1/2012	(6.65)
52501600	Misc Oper AG	JE	50000	3/1/2012	(64.13)
52501600	Misc Oper AG	JE	50000	3/1/2012	(16.79)

Kentucky American Water Company  
Case No. 2012-00520  
Response to PSC DR1, Item 31

Account	Description	Doc Type	Document Number	Posting Date	Amount
52501600	Misc Oper AG	JE	333	3/1/2012	(142.75)
52501600	Misc Oper AG	JE	160	3/1/2012	(15,685.24)
52510015	Bank Svc Charges-CA	JE	141	3/1/2012	(8,569.20)
52510015	Bank Svc Charges-CA	JE	140	3/1/2012	(14,181.44)
52520000	Collection Agencies	JE	334	3/1/2012	(1,867.39)
52520000	Collection Agencies	JE	334	3/1/2012	(100.14)
52520000	Collection Agencies	JE	334	3/1/2012	(344.03)
52520000	Collection Agencies	JE	334	3/1/2012	(122.81)
52520000	Collection Agencies	JE	316	3/1/2012	(5,950.10)
52526100	Credit Line Fees I/C	JE	129	3/1/2012	(1,956.96)
52532013	Electricity WT	JE	155	3/1/2012	(137.26)
52532013	Electricity WT	JE	155	3/1/2012	(100.93)
52532013	Electricity WT	JE	155	3/1/2012	(169.04)
52532013	Electricity WT	EE	70000840	3/1/2012	105.44
52532014	Electricity TD	JE	155	3/1/2012	(4,956.45)
52532014	Electricity TD	JE	155	3/1/2012	(932.64)
52532014	Electricity TD	EE	70000841	3/1/2012	19.86
52532014	Electricity TD	EE	70000842	3/1/2012	57.83
52532014	Electricity TD	EE	70000843	3/1/2012	39.83
52532014	Electricity TD	EE	70000846	3/1/2012	73.50
52532014	Electricity TD	EE	70000847	3/1/2012	30.69
52532014	Electricity TD	EE	70000927	3/1/2012	27.13
52532014	Electricity TD	EE	70000928	3/1/2012	15.61
52532014	Electricity TD	EE	70000930	3/1/2012	9.74
52532016	Electricity AG	JE	155	3/1/2012	(6,778.83)
52532016	Electricity AG	JE	155	3/1/2012	(314.95)
52534000	Employee Expenses	JE	50000	3/1/2012	(2,643.75)
52534000	Employee Expenses	JE	50000	3/1/2012	(3,341.92)
52534000	Employee Expenses	JE	50000	3/1/2012	(32.64)
52534000	Employee Expenses	JE	50000	3/1/2012	(92.85)
52534200	Conferences & Reg	JE	50000	3/1/2012	(6.00)
52535000	Meals Deductible	JE	50000	3/1/2012	(50.21)
52535000	Meals Deductible	JE	50000	3/1/2012	(13.29)
52535000	Meals Deductible	JE	50000	3/1/2012	(30.00)
52535000	Meals Deductible	JE	50000	3/1/2012	(838.25)
52542015	Forms CA	JE	300	3/1/2012	(16,850.62)
52548014	Heating Oil/Gas TD	JE	155	3/1/2012	(2,468.50)
52548014	Heating Oil/Gas TD	JE	155	3/1/2012	(157.47)
52548016	Heating Oil/Gas AG	JE	155	3/1/2012	(1,842.31)
52550013	Janitorial WT	JE	50000	3/1/2012	(14.32)
52550016	Janitorial AG	JE	50000	3/1/2012	(35.51)
52554500	Lab Supplies	JE	50000	3/1/2012	(2,763.37)
52562013	Off&Adm Supplies WT	JE	50000	3/1/2012	(50.43)
52562013	Off&Adm Supplies WT	JE	50000	3/1/2012	(55.85)
52562014	Off&Adm Supplies TD	JE	50000	3/1/2012	(26.83)
52562016	Off&Adm Supplies AG	JE	50000	3/1/2012	(23.31)
52571100	Add'l Security Costs	JE	160	3/1/2012	(2,682.31)
52571100	Add'l Security Costs	JE	600	3/1/2012	(2,668.64)
52571100	Add'l Security Costs	JE	600	3/1/2012	(715.20)
52574015	Telephone CA	JE	148	3/1/2012	(936.90)
52574016	Telephone AG	JE	148	3/1/2012	(4.90)
52574016	Telephone AG	JE	148	3/1/2012	(8.54)
52574016	Telephone AG	JE	148	3/1/2012	(114.97)
52574016	Telephone AG	JE	148	3/1/2012	(43.53)
52574016	Telephone AG	JE	148	3/1/2012	(437.14)
52574016	Telephone AG	JE	148	3/1/2012	(1,171.12)
52574016	Telephone AG	JE	148	3/1/2012	(57.66)
52574113	Cell Phone WT	JE	148	3/1/2012	(46.78)
52574114	Cell Phone TD	JE	148	3/1/2012	(3.05)
52574114	Cell Phone TD	JE	148	3/1/2012	(183.57)
52574116	Cell Phone AG	JE	148	3/1/2012	(183.00)
52574116	Cell Phone AG	JE	148	3/1/2012	(353.25)
52574116	Cell Phone AG	JE	148	3/1/2012	(44.56)
52574116	Cell Phone AG	JE	148	3/1/2012	(94.32)
52574116	Cell Phone AG	JE	148	3/1/2012	(48.86)
52574116	Cell Phone AG	JE	148	3/1/2012	(52.52)
52574116	Cell Phone AG	JE	148	3/1/2012	(674.76)
52574116	Cell Phone AG	JE	148	3/1/2012	(1,894.75)
52574116	Cell Phone AG	JE	148	3/1/2012	(254.22)
52574116	Cell Phone AG	JE	148	3/1/2012	(116.80)
52574116	Cell Phone AG	JE	148	3/1/2012	(43.85)
52574116	Cell Phone AG	JE	148	3/1/2012	(53.57)
52574116	Cell Phone AG	JE	148	3/1/2012	(81.32)
52574116	Cell Phone AG	JE	148	3/1/2012	(171.81)
52582013	Uniforms WT	JE	50000	3/1/2012	(18.99)
52582013	Uniforms WT	JE	50000	3/1/2012	(25.35)
52582013	Uniforms WT	JE	50000	3/1/2012	(4.81)

Kentucky American Water Company  
Case No. 2012-00520  
Response to PSC DR1, Item 31

Account	Description	Doc Type	Document Number	Posting Date	Amount
52582014	Uniforms TD	JE	50000	3/1/2012	(1,651.02)
52582014	Uniforms TD	JE	50000	3/1/2012	(54.14)
53150014	Contr Svc-Other TD	JE	160	3/1/2012	(5,598.00)
53150014	Contr Svc-Other TD	JE	160	3/1/2012	(6,642.00)
53150014	Contr Svc-Other TD	JE	160	3/1/2012	(2,424.60)
53150014	Contr Svc-Other TD	JE	160	3/1/2012	(2,382.50)
53150014	Contr Svc-Other TD	JE	160	3/1/2012	(2,192.68)
53150014	Contr Svc-Other TD	JE	600	3/1/2012	(2,101.05)
53150015	Contr Svc-Other CA	JE	148	3/1/2012	(604.17)
53150015	Contr Svc-Other CA	JE	330	3/1/2012	(2,607.68)
53150015	Contr Svc-Other CA	JE	600	3/1/2012	(497.55)
53150016	Contr Svc-Other AG	JE	317	3/1/2012	(287.30)
53150016	Contr Svc-Other AG	JE	877	3/1/2012	(9,942.54)
53151014	Contr Svc-Temp EE TD	JE	600	3/1/2012	(1,537.60)
53151014	Contr Svc-Temp EE TD	JE	600	3/1/2012	(3,520.00)
53151015	Contr Svc-Temp EE CA	JE	160	3/1/2012	(3,447.62)
53151015	Contr Svc-Temp EE CA	JE	160	3/1/2012	(3,362.97)
53151015	Contr Svc-Temp EE CA	JE	160	3/1/2012	(3,224.32)
53155000	Contr Svc-Legal	JE	175	3/1/2012	(28,970.70)
53155000	Contr Svc-Legal	JE	175	3/1/2012	(2,185.00)
53155000	Contr Svc-Legal	JE	175	3/1/2012	(74.00)
53155000	Contr Svc-Legal	JE	175	3/1/2012	(996.66)
53155000	Contr Svc-Legal	JE	175	3/1/2012	(8,279.66)
53155000	Contr Svc-Legal	JE	175	3/1/2012	(2,800.00)
53155000	Contr Svc-Legal	JE	12120215	3/1/2012	(28,381.34)
53155000	Contr Svc-Legal	JE	12120215	3/1/2012	(12,460.50)
53155000	Contr Svc-Legal	JE	12120215	3/1/2012	(370.10)
55000016	Trans Oper AG	JE	50000	3/1/2012	(391.41)
55000016	Trans Oper AG	JE	50000	3/1/2012	(280.76)
55000016	Trans Oper AG	JE	160	3/1/2012	(2,692.03)
55000016	Trans Oper AG	JE	160	3/1/2012	(2,668.64)
55010100	Trans Lease Costs	JE	240	3/1/2012	(1,692.63)
55010200	Trans Lease Fuel	JE	242	3/1/2012	(45.00)
55010200	Trans Lease Fuel	JE	242	3/1/2012	(467.37)
55010200	Trans Lease Fuel	JE	242	3/1/2012	(5,612.57)
55010200	Trans Lease Fuel	JE	242	3/1/2012	(334.10)
55010200	Trans Lease Fuel	JE	242	3/1/2012	(208.68)
55010200	Trans Lease Fuel	JE	242	3/1/2012	(71.25)
55010200	Trans Lease Fuel	JE	242	3/1/2012	(134.05)
55010200	Trans Lease Fuel	JE	242	3/1/2012	(219.21)
55010200	Trans Lease Fuel	JE	242	3/1/2012	(52.10)
55010200	Trans Lease Fuel	JE	242	3/1/2012	(1,164.31)
55010200	Trans Lease Fuel	JE	240	3/1/2012	(43.73)
55010200	Trans Lease Fuel	JE	240	3/1/2012	(68.00)
55010200	Trans Lease Fuel	JE	240	3/1/2012	(2,244.75)
55010200	Trans Lease Fuel	JE	240	3/1/2012	(454.66)
55010200	Trans Lease Fuel	JE	240	3/1/2012	(17,940.27)
55010200	Trans Lease Fuel	JE	240	3/1/2012	(932.81)
55010200	Trans Lease Fuel	JE	240	3/1/2012	(510.36)
55010200	Trans Lease Fuel	JE	240	3/1/2012	(205.50)
55010200	Trans Lease Fuel	JE	240	3/1/2012	(729.43)
55010200	Trans Lease Fuel	JE	240	3/1/2012	(1,098.75)
55010200	Trans Lease Fuel	JE	240	3/1/2012	(385.64)
55010200	Trans Lease Fuel	JE	240	3/1/2012	(2,602.24)
55010200	Trans Lease Fuel	JE	240	3/1/2012	(203.85)
55010300	Trans Lease Maint	JE	241	3/1/2012	0.00
55010300	Trans Lease Maint	JE	241	3/1/2012	(3,295.00)
55010300	Trans Lease Maint	JE	240	3/1/2012	(2,283.28)
55010300	Trans Lease Maint	JE	240	3/1/2012	(77.60)
55010300	Trans Lease Maint	JE	240	3/1/2012	(276.52)
55010300	Trans Lease Maint	JE	240	3/1/2012	(111.72)
55010300	Trans Lease Maint	JE	240	3/1/2012	(11,736.21)
55010300	Trans Lease Maint	JE	240	3/1/2012	(203.19)
55010300	Trans Lease Maint	JE	240	3/1/2012	(553.52)
55010300	Trans Lease Maint	JE	240	3/1/2012	(18.59)
55010300	Trans Lease Maint	JE	240	3/1/2012	(1,002.47)
55010300	Trans Lease Maint	JE	240	3/1/2012	(113.92)
55010300	Trans Lease Maint	JE	240	3/1/2012	(5.00)
55010300	Trans Lease Maint	JE	240	3/1/2012	(1,497.01)
55010300	Trans Lease Maint	JE	240	3/1/2012	(184.01)
55010300	Trans Lease Maint	JE	245	3/1/2012	(522.46)
57010015	Uncoll Accts Exp CA	JE	30994135	3/1/2012	(50.55)
57010015	Uncoll Accts Exp CA	JE	30994135	3/1/2012	(393.87)
62002100	M&S Maint SS	JE	50000	3/1/2012	(6.14)
62002300	M&S Maint WT	JE	50000	3/1/2012	(22.25)
62002300	M&S Maint WT	JE	50000	3/1/2012	(926.53)
62002300	M&S Maint WT	JE	50000	3/1/2012	(975.49)

Kentucky American Water Company  
Case No. 2012-00520  
Response to PSC DR1, Item 31

Account	Description	Doc Type	Document Number	Posting Date	Amount
62002300	M&S Maint WT	JE	50000	3/1/2012	(503.46)
62520700	Misc Main Pvg/Bckfill	JE	300	3/1/2012	(12,818.76)
62520700	Misc Main Pvg/Bckfill	JE	300	3/1/2012	(9,930.25)
68532000	FUTA	JE	30993566	3/1/2012	(1,612.00)
68533000	FICA	JE	30993540	3/1/2012	(56,804.00)
68535000	SUTA	JE	30993570	3/1/2012	(2,768.00)
71521000	M&J Expenses	JE	300	3/1/2012	(697.60)
71521000	M&J Expenses	JE	300	3/1/2012	(355.39)
81010000	Interest LTD	JE	103	3/1/2012	(155,527.50)
81010000	Interest LTD	JE	103	3/1/2012	(120,446.67)
81010000	Interest LTD	JE	103	3/1/2012	(43,197.92)
81015000	Interest LTD Interco	JE	103	3/1/2012	(1,162,016.25)
81015000	Interest LTD Interco	JE	103	3/1/2012	(280,555.56)
81015000	Interest LTD Interco	JE	103	3/1/2012	(345,493.06)
81015000	Interest LTD Interco	JE	103	3/1/2012	(727,187.50)
81015000	Interest LTD Interco	JE	103	3/1/2012	(701,338.54)
81020000	Div Decl P/S w/ MRR	JE	103	3/1/2012	(95,287.50)
86031000	Div Dec Pref Stk	JE	103	3/1/2012	(4,756.67)
86031000	Div Dec Pref Stk	JE	103	3/1/2012	(4,455.00)
86031000	Div Dec Pref Stk	JE	103	3/1/2012	(3,726.00)
40111000	Res Sales Billed	JE	30994649	3/2/2012	(142,270.01)
40111000	Res Sales Billed	JE	30994649	3/2/2012	(63.92)
40121000	Com Sales Billed	JE	30994649	3/2/2012	(120,292.20)
40145000	Priv Fire Billed	JE	30994649	3/2/2012	(9,067.31)
40151000	Publ Auth Billed	JE	30994649	3/2/2012	(1,062.90)
40171000	Misc Sales Billed	JE	30994649	3/2/2012	(2.70)
40310400	OthRev-NSF Ck Chrg	JE	30994649	3/2/2012	(84.00)
40310400	OthRev-NSF Ck Chrg	JE	30994649	3/2/2012	(12.00)
40310500	OthRev-Appl/InitFee	JE	30994649	3/2/2012	(2,288.00)
40310700	OthRev-Reconncct Fee	JE	30994649	3/2/2012	(4,368.00)
50451000	Employee Awards	PV	43041742	3/2/2012	81.97
50451000	Employee Awards	PV	43041743	3/2/2012	92.03
51010000	Purchased Water	PV	43041744	3/2/2012	9.33
51010000	Purchased Water	PV	43041745	3/2/2012	8,989.75
52501600	Misc Oper AG	PV	43041748	3/2/2012	850.00
52514905	Cust Edu Comm-Printd	PV	43041747	3/2/2012	840.90
52524000	Co Dues/Mmbrshp Ded	PS	43041223	3/2/2012	495.00
52585000	Discounts Available	PK	62065148	3/2/2012	(32.04)
57010015	Uncoll Accts Exp CA	JE	30994649	3/2/2012	155.93
57010015	Uncoll Accts Exp CA	JE	30994649	3/2/2012	(825.19)
40231000	Ind WW Svc Billed	RI	10176065	3/4/2012	(26.31)
50101300	Labor Oper WT	T2	46247	3/4/2012	1,222.58
50101300	Labor Oper WT	T2	46247	3/4/2012	914.24
50101300	Labor Oper WT	T2	46247	3/4/2012	13,854.40
50101300	Labor Oper WT	T2	46247	3/4/2012	15,291.12
50101300	Labor Oper WT	T2	46247	3/4/2012	9,387.52
50101300	Labor Oper WT	T2	46247	3/4/2012	184.00
50101305	Labor Oper WT SupEng	T2	46247	3/4/2012	6,911.23
50101305	Labor Oper WT SupEng	T2	46247	3/4/2012	1,248.52
50101305	Labor Oper WT SupEng	T2	46247	3/4/2012	7,233.50
50101305	Labor Oper WT SupEng	T2	46247	3/4/2012	2,842.32
50101305	Labor Oper WT SupEng	T2	46247	3/4/2012	3,661.59
50101305	Labor Oper WT SupEng	T2	46247	3/4/2012	6,311.62
50101305	Labor Oper WT SupEng	T2	46247	3/4/2012	505.41
50101305	Labor Oper WT SupEng	T2	46247	3/4/2012	8,539.24
50101305	Labor Oper WT SupEng	T2	46247	3/4/2012	99.32
50101400	Labor Oper TD	T2	46247	3/4/2012	25,164.67
50101400	Labor Oper TD	T2	46247	3/4/2012	700.71
50101400	Labor Oper TD	T2	46247	3/4/2012	334.73
50101400	Labor Oper TD	T2	46247	3/4/2012	252.07
50101405	Labor Oper TD SupEng	T2	46247	3/4/2012	1,680.79
50101405	Labor Oper TD SupEng	T2	46247	3/4/2012	2,978.06
50101405	Labor Oper TD SupEng	T2	46247	3/4/2012	2,344.06
50101405	Labor Oper TD SupEng	T2	46247	3/4/2012	875.10
50101415	Labor Oper TD Lines	T2	46247	3/4/2012	3,889.07
50101415	Labor Oper TD Lines	T2	46247	3/4/2012	219.17
50101415	Labor Oper TD Lines	T2	46247	3/4/2012	1,656.14
50101420	Labor Oper TD Meter	T2	46247	3/4/2012	18,962.90
50101500	Labor Oper CA	T2	46247	3/4/2012	3,161.75
50101500	Labor Oper CA	T2	46247	3/4/2012	163.95
50101510	Labor Oper CA MtrRd	T2	46247	3/4/2012	14,863.33
50101520	Labor Oper CA CstSrv	T2	46247	3/4/2012	4,256.14
50101600	Labor Oper AG	T2	46247	3/4/2012	17,594.02
50101600	Labor Oper AG	T2	46247	3/4/2012	1,931.80
50101600	Labor Oper AG	T2	46247	3/4/2012	2,076.80
50101600	Labor Oper AG	T2	46247	3/4/2012	2,888.70
50101600	Labor Oper AG	T2	46247	3/4/2012	5,304.14

Kentucky American Water Company  
Case No. 2012-00520  
Response to PSC DR1, Item 31

Account	Description	Doc Type	Document Number	Posting Date	Amount
50101600	Labor Oper AG	T2	46247	3/4/2012	4,591.70
50101600	Labor Oper AG	T2	46247	3/4/2012	2,052.09
50101600	Labor Oper AG	T2	46247	3/4/2012	2,434.82
50102200	Labor Maint P	T2	46247	3/4/2012	1,965.60
50102200	Labor Maint P	T2	46247	3/4/2012	786.24
50102300	Labor Maint WT	T2	46247	3/4/2012	1,965.60
50102300	Labor Maint WT	T2	46247	3/4/2012	1,769.04
50102400	Labor Maint TD	T2	46247	3/4/2012	2,996.45
50102410	Labor Mnt TD Str&Imp	T2	46247	3/4/2012	185.29
50102415	Labor Mnt TD DistRes	T2	46247	3/4/2012	196.56
50102420	Labor Mnt TD Mains	T2	46247	3/4/2012	3,720.16
50102420	Labor Mnt TD Mains	T2	46247	3/4/2012	184.56
50102420	Labor Mnt TD Mains	T2	46247	3/4/2012	5,741.75
50102420	Labor Mnt TD Mains	T2	46247	3/4/2012	280.00
50102430	Labor Mnt TD Service	T2	46247	3/4/2012	11,278.51
50102430	Labor Mnt TD Service	T2	46247	3/4/2012	246.10
50102430	Labor Mnt TD Service	T2	46247	3/4/2012	246.32
50102430	Labor Mnt TD Service	T2	46247	3/4/2012	586.48
50102430	Labor Mnt TD Service	T2	46247	3/4/2012	821.78
50102435	Labor Mnt TD Meter	T2	46247	3/4/2012	1,965.60
50102435	Labor Mnt TD Meter	T2	46247	3/4/2012	516.12
50102435	Labor Mnt TD Meter	T2	46247	3/4/2012	279.82
50102440	Labor Mnt TD Hydrant	T2	46247	3/4/2012	1,281.87
50102440	Labor Mnt TD Hydrant	T2	46247	3/4/2012	92.30
50102440	Labor Mnt TD Hydrant	T2	46247	3/4/2012	634.43
50111300	LaborOper NS OT WT	T2	46247	3/4/2012	322.94
50111300	LaborOper NS OT WT	T2	46247	3/4/2012	2,360.22
50111300	LaborOper NS OT WT	T2	46247	3/4/2012	676.50
50111300	LaborOper NS OT WT	T2	46247	3/4/2012	69.00
50111305	LaborOperNS OT WT SE	T2	46247	3/4/2012	156.79
50111305	LaborOperNS OT WT SE	T2	46247	3/4/2012	79.33
50111305	LaborOperNS OT WT SE	T2	46247	3/4/2012	432.17
50111400	LaborOper NS OT TD	T2	46247	3/4/2012	199.37
50111400	LaborOper NS OT TD	T2	46247	3/4/2012	19.35
50111405	LaborOperNS OT TD SE	T2	46247	3/4/2012	62.91
50111405	LaborOperNS OT TD SE	T2	46247	3/4/2012	62.91
50111415	LaborOperNS OT TD Ln	T2	46247	3/4/2012	252.45
50111415	LaborOperNS OT TD Ln	T2	46247	3/4/2012	210.74
50111420	LaborOperNS OT TD Mt	T2	46247	3/4/2012	3,804.42
50111510	LaborOperNS OT CA MR	T2	46247	3/4/2012	87.21
50111520	LaborOperNS OT CA CS	T2	46247	3/4/2012	89.12
50112200	LaborMaint NS OT P	T2	46247	3/4/2012	374.55
50112300	LaborMaint NS OT WT	T2	46247	3/4/2012	405.41
50112400	LaborMaint NS OT TD	T2	46247	3/4/2012	701.00
50112420	LaborMaintNSOT TD Mn	T2	46247	3/4/2012	753.79
50112420	LaborMaintNSOT TD Mn	T2	46247	3/4/2012	103.82
50112420	LaborMaintNSOT TD Mn	T2	46247	3/4/2012	30.00
50112430	LaborMaintNSOT TD Sv	T2	46247	3/4/2012	1,365.49
50112430	LaborMaintNSOT TD Sv	T2	46247	3/4/2012	212.59
50112430	LaborMaintNSOT TD Sv	T2	46247	3/4/2012	453.07
50112440	LaborMaintNSOT TD Hy	T2	46247	3/4/2012	33.71
50171000	Annual Incent Plan	T3	46248	3/4/2012	3,666.75
50171000	Annual Incent Plan	T3	46248	3/4/2012	1,014.45
50171000	Annual Incent Plan	T3	46248	3/4/2012	207.68
50171000	Annual Incent Plan	T3	46248	3/4/2012	288.87
50171000	Annual Incent Plan	T3	46248	3/4/2012	544.66
50171000	Annual Incent Plan	T3	46248	3/4/2012	918.34
50171000	Annual Incent Plan	T3	46248	3/4/2012	1,437.77
50171000	Annual Incent Plan	T3	46248	3/4/2012	2,620.90
50171000	Annual Incent Plan	T3	46248	3/4/2012	405.97
50171000	Annual Incent Plan	T3	46248	3/4/2012	250.00
50171000	Annual Incent Plan	T3	46248	3/4/2012	292.31
50421000	401k Expense	T3	46248	3/4/2012	376.08
50421000	401k Expense	T3	46248	3/4/2012	35.25
50421000	401k Expense	T3	46248	3/4/2012	83.07
50421000	401k Expense	T3	46248	3/4/2012	57.78
50421000	401k Expense	T3	46248	3/4/2012	107.51
50421000	401k Expense	T3	46248	3/4/2012	183.67
50421000	401k Expense	T3	46248	3/4/2012	127.98
50421000	401k Expense	T3	46248	3/4/2012	1,668.39
50421000	401k Expense	T3	46248	3/4/2012	1.82
50421000	401k Expense	T3	46248	3/4/2012	13.93
50421000	401k Expense	T3	46248	3/4/2012	123.57
50421000	401k Expense	T3	46248	3/4/2012	7.24
50421000	401k Expense	T3	46248	3/4/2012	120.57
50421000	401k Expense	T3	46248	3/4/2012	2.20
50421000	401k Expense	T3	46248	3/4/2012	2.08

Kentucky American Water Company  
Case No. 2012-00520  
Response to PSC DR1, Item 31

Account	Description	Doc Type	Document Number	Posting Date	Amount
50421000	401k Expense	T3	46248	3/4/2012	13.80
50421000	401k Expense	T3	46248	3/4/2012	12.90
50421000	401k Expense	T3	46248	3/4/2012	11.20
50421000	401k Expense	T3	46248	3/4/2012	8.36
50421000	401k Expense	T3	46248	3/4/2012	187.51
50421000	401k Expense	T3	46248	3/4/2012	336.95
50421000	401k Expense	T3	46248	3/4/2012	529.26
50421000	401k Expense	T3	46248	3/4/2012	217.59
50421000	401k Expense	T3	46248	3/4/2012	11.00
50421000	401k Expense	T3	46248	3/4/2012	199.95
50421000	401k Expense	T3	46248	3/4/2012	124.35
50421000	401k Expense	T3	46248	3/4/2012	101.92
50421000	401k Expense	T3	46248	3/4/2012	35.99
50421000	401k Expense	T3	46248	3/4/2012	16.70
50421000	401k Expense	T3	46248	3/4/2012	3.43
50422000	DCP Expense	T3	46248	3/4/2012	282.52
50422000	DCP Expense	T3	46248	3/4/2012	109.03
50422000	DCP Expense	T3	46248	3/4/2012	87.84
50422000	DCP Expense	T3	46248	3/4/2012	241.06
50422000	DCP Expense	T3	46248	3/4/2012	374.40
50422000	DCP Expense	T3	46248	3/4/2012	61.87
50422000	DCP Expense	T3	46248	3/4/2012	2,040.00
50422000	DCP Expense	T3	46248	3/4/2012	9.43
50422000	DCP Expense	T3	46248	3/4/2012	1.44
50422000	DCP Expense	T3	46248	3/4/2012	10.90
50422000	DCP Expense	T3	46248	3/4/2012	198.41
50422000	DCP Expense	T3	46248	3/4/2012	10.81
50422000	DCP Expense	T3	46248	3/4/2012	199.89
50422000	DCP Expense	T3	46248	3/4/2012	11.51
50422000	DCP Expense	T3	46248	3/4/2012	10.90
50422000	DCP Expense	T3	46248	3/4/2012	3.03
50422000	DCP Expense	T3	46248	3/4/2012	14.70
50422000	DCP Expense	T3	46248	3/4/2012	417.26
50422000	DCP Expense	T3	46248	3/4/2012	622.36
50422000	DCP Expense	T3	46248	3/4/2012	671.73
50422000	DCP Expense	T3	46248	3/4/2012	241.43
50422000	DCP Expense	T3	46248	3/4/2012	88.24
50422000	DCP Expense	T3	46248	3/4/2012	175.02
50422000	DCP Expense	T3	46248	3/4/2012	28.36
50422000	DCP Expense	T3	46248	3/4/2012	21.72
50422000	DCP Expense	T3	46248	3/4/2012	4.16
50426000	Retiree Medical Exp	T3	46248	3/4/2012	395.74
50426000	Retiree Medical Exp	T3	46248	3/4/2012	6.25
50426000	Retiree Medical Exp	T3	46248	3/4/2012	2.51
50426000	Retiree Medical Exp	T3	46248	3/4/2012	0.61
50426000	Retiree Medical Exp	T3	46248	3/4/2012	4.43
50426000	Retiree Medical Exp	T3	46248	3/4/2012	81.63
50426000	Retiree Medical Exp	T3	46248	3/4/2012	4.41
50426000	Retiree Medical Exp	T3	46248	3/4/2012	66.24
50426000	Retiree Medical Exp	T3	46248	3/4/2012	4.68
50426000	Retiree Medical Exp	T3	46248	3/4/2012	4.44
50426000	Retiree Medical Exp	T3	46248	3/4/2012	1.23
50426000	Retiree Medical Exp	T3	46248	3/4/2012	83.34
50426000	Retiree Medical Exp	T3	46248	3/4/2012	83.34
50510100	PBOP Cap Credits	T3	46248	3/4/2012	19,675.36
50510100	PBOP Cap Credits	T3	46248	3/4/2012	36.44
50510100	PBOP Cap Credits	T3	46248	3/4/2012	78.80
50510100	PBOP Cap Credits	T3	46248	3/4/2012	98.77
50510100	PBOP Cap Credits	T3	46248	3/4/2012	109.20
50510100	PBOP Cap Credits	T3	46248	3/4/2012	327.23
50510100	PBOP Cap Credits	T3	46248	3/4/2012	6.22
50510100	PBOP Cap Credits	T3	46248	3/4/2012	85.10
50510100	PBOP Cap Credits	T3	46248	3/4/2012	81.04
50510100	PBOP Cap Credits	T3	46248	3/4/2012	52.53
50550000	Group Insur Expense	T3	46248	3/4/2012	16.08
50550000	Group Insur Expense	T3	46248	3/4/2012	68.92
50550000	Group Insur Expense	T3	46248	3/4/2012	1,194.75
50550000	Group Insur Expense	T3	46248	3/4/2012	61.80
50550000	Group Insur Expense	T3	46248	3/4/2012	31.64
50550000	Group Insur Expense	T3	46248	3/4/2012	0.10
50550000	Group Insur Expense	T3	46248	3/4/2012	60.21
50550000	Group Insur Expense	T3	46248	3/4/2012	13.23
50550000	Group Insur Expense	T3	46248	3/4/2012	185.75
50550000	Group Insur Expense	T3	46248	3/4/2012	368.53
50550000	Group Insur Expense	T3	46248	3/4/2012	101.16
50550000	Group Insur Expense	T3	46248	3/4/2012	98.14
50550000	Group Insur Expense	T3	46248	3/4/2012	168.81

Kentucky American Water Company  
Case No. 2012-00520  
Response to PSC DR1, Item 31

Account	Description	Doc Type	Document Number	Posting Date	Amount
50550000	Group Insur Expense	T3	46248	3/4/2012	19.38
50550000	Group Insur Expense	T3	46248	3/4/2012	19.38
50550100	Group Ins Cap Credits	T3	46248	3/4/2012	43,570.20
50550100	Group Ins Cap Credits	T3	46248	3/4/2012	98.14
50550100	Group Ins Cap Credits	T3	46248	3/4/2012	21.33
50550100	Group Ins Cap Credits	T3	46248	3/4/2012	6.26
50550100	Group Ins Cap Credits	T3	46248	3/4/2012	140.39
50550100	Group Ins Cap Credits	T3	46248	3/4/2012	905.69
50550100	Group Ins Cap Credits	T3	46248	3/4/2012	129.37
50550100	Group Ins Cap Credits	T3	46248	3/4/2012	37.62
50550100	Group Ins Cap Credits	T3	46248	3/4/2012	1,126.42
50550100	Group Ins Cap Credits	T3	46248	3/4/2012	49.66
50550100	Group Ins Cap Credits	T3	46248	3/4/2012	54.42
50550100	Group Ins Cap Credits	T3	46248	3/4/2012	113.89
50550100	Group Ins Cap Credits	T3	46248	3/4/2012	96.00
50550100	Group Ins Cap Credits	T3	46248	3/4/2012	52.04
50550100	Group Ins Cap Credits	T3	46248	3/4/2012	62.26
50550100	Group Ins Cap Credits	T3	46248	3/4/2012	221.80
50610100	Pension Cap Credits	T3	46248	3/4/2012	30,578.18
50610100	Pension Cap Credits	T3	46248	3/4/2012	56.62
50610100	Pension Cap Credits	T3	46248	3/4/2012	122.44
50610100	Pension Cap Credits	T3	46248	3/4/2012	153.51
50610100	Pension Cap Credits	T3	46248	3/4/2012	169.71
50610100	Pension Cap Credits	T3	46248	3/4/2012	508.57
50610100	Pension Cap Credits	T3	46248	3/4/2012	9.68
50610100	Pension Cap Credits	T3	46248	3/4/2012	132.26
50610100	Pension Cap Credits	T3	46248	3/4/2012	125.94
50610100	Pension Cap Credits	T3	46248	3/4/2012	81.67
52534000	Employee Expenses	T3	46248	3/4/2012	19.68
52534000	Employee Expenses	T3	46248	3/4/2012	3.48
52550016	Janitorial AG	PR	43040121	3/4/2012	7,583.33
55000100	Trans Cap Credits	T3	46248	3/4/2012	1,364.31
55000100	Trans Cap Credits	T3	46248	3/4/2012	193.54
55000100	Trans Cap Credits	T3	46248	3/4/2012	147.45
55000100	Trans Cap Credits	T3	46248	3/4/2012	205.10
55000100	Trans Cap Credits	T3	46248	3/4/2012	398.15
55000100	Trans Cap Credits	T3	46248	3/4/2012	326.01
55000100	Trans Cap Credits	T3	46248	3/4/2012	3,954.85
55000100	Trans Cap Credits	T3	46248	3/4/2012	84.66
55000100	Trans Cap Credits	T3	46248	3/4/2012	6,736.70
55000100	Trans Cap Credits	T3	46248	3/4/2012	37.45
55000100	Trans Cap Credits	T3	46248	3/4/2012	8.14
55000100	Trans Cap Credits	T3	46248	3/4/2012	2.39
55000100	Trans Cap Credits	T3	46248	3/4/2012	53.58
55000100	Trans Cap Credits	T3	46248	3/4/2012	345.72
55000100	Trans Cap Credits	T3	46248	3/4/2012	49.38
55000100	Trans Cap Credits	T3	46248	3/4/2012	14.35
55000100	Trans Cap Credits	T3	46248	3/4/2012	429.97
55000100	Trans Cap Credits	T3	46248	3/4/2012	18.96
55000100	Trans Cap Credits	T3	46248	3/4/2012	20.77
55000100	Trans Cap Credits	T3	46248	3/4/2012	43.48
55000100	Trans Cap Credits	T3	46248	3/4/2012	36.64
55000100	Trans Cap Credits	T3	46248	3/4/2012	19.86
55000100	Trans Cap Credits	T3	46248	3/4/2012	23.77
55000100	Trans Cap Credits	T3	46248	3/4/2012	531.88
55000100	Trans Cap Credits	T3	46248	3/4/2012	1,164.81
55000100	Trans Cap Credits	T3	46248	3/4/2012	668.43
55000100	Trans Cap Credits	T3	46248	3/4/2012	382.70
55000100	Trans Cap Credits	T3	46248	3/4/2012	429.70
55000100	Trans Cap Credits	T3	46248	3/4/2012	128.05
55010500	Trans Reimb EE Prsnl	T3	46248	3/4/2012	116.55
55720100	Ins W/C Cap Credits	T3	46248	3/4/2012	4,450.90
55720100	Ins W/C Cap Credits	T3	46248	3/4/2012	10.02
55720100	Ins W/C Cap Credits	T3	46248	3/4/2012	2.18
55720100	Ins W/C Cap Credits	T3	46248	3/4/2012	0.64
55720100	Ins W/C Cap Credits	T3	46248	3/4/2012	14.35
55720100	Ins W/C Cap Credits	T3	46248	3/4/2012	92.46
55720100	Ins W/C Cap Credits	T3	46248	3/4/2012	13.22
55720100	Ins W/C Cap Credits	T3	46248	3/4/2012	3.85
55720100	Ins W/C Cap Credits	T3	46248	3/4/2012	115.04
55720100	Ins W/C Cap Credits	T3	46248	3/4/2012	5.07
55720100	Ins W/C Cap Credits	T3	46248	3/4/2012	5.56
55720100	Ins W/C Cap Credits	T3	46248	3/4/2012	11.64
55720100	Ins W/C Cap Credits	T3	46248	3/4/2012	9.80
55720100	Ins W/C Cap Credits	T3	46248	3/4/2012	5.32
55720100	Ins W/C Cap Credits	T3	46248	3/4/2012	6.38
55720100	Ins W/C Cap Credits	T3	46248	3/4/2012	22.65

Kentucky American Water Company  
Case No. 2012-00520  
Response to PSC DR1, Item 31

Account	Description	Doc Type	Document Number	Posting Date	Amount
68532000	FUTA	T3	46248	3/4/2012	0.51
68532000	FUTA	T3	46248	3/4/2012	1.12
68532000	FUTA	T3	46248	3/4/2012	3.36
68532000	FUTA	T3	46248	3/4/2012	56.14
68532000	FUTA	T3	46248	3/4/2012	2.31
68532000	FUTA	T3	46248	3/4/2012	13.73
68532000	FUTA	T3	46248	3/4/2012	0.03
68532000	FUTA	T3	46248	3/4/2012	0.40
68532000	FUTA	T3	46248	3/4/2012	0.18
68533000	FICA	T3	46248	3/4/2012	1,511.89
68533000	FICA	T3	46248	3/4/2012	136.97
68533000	FICA	T3	46248	3/4/2012	151.80
68533000	FICA	T3	46248	3/4/2012	214.48
68533000	FICA	T3	46248	3/4/2012	438.22
68533000	FICA	T3	46248	3/4/2012	368.49
68533000	FICA	T3	46248	3/4/2012	669.92
68533000	FICA	T3	46248	3/4/2012	90.46
68533000	FICA	T3	46248	3/4/2012	7,077.00
68533000	FICA	T3	46248	3/4/2012	33.28
68533000	FICA	T3	46248	3/4/2012	7.49
68533000	FICA	T3	46248	3/4/2012	6.67
68533000	FICA	T3	46248	3/4/2012	53.08
68533000	FICA	T3	46248	3/4/2012	296.17
68533000	FICA	T3	46248	3/4/2012	45.94
68533000	FICA	T3	46248	3/4/2012	13.33
68533000	FICA	T3	46248	3/4/2012	424.19
68533000	FICA	T3	46248	3/4/2012	16.03
68533000	FICA	T3	46248	3/4/2012	18.03
68533000	FICA	T3	46248	3/4/2012	43.09
68533000	FICA	T3	46248	3/4/2012	39.36
68533000	FICA	T3	46248	3/4/2012	21.56
68533000	FICA	T3	46248	3/4/2012	25.68
68533000	FICA	T3	46248	3/4/2012	611.38
68533000	FICA	T3	46248	3/4/2012	1,581.31
68533000	FICA	T3	46248	3/4/2012	1,768.38
68533000	FICA	T3	46248	3/4/2012	1,204.58
68533000	FICA	T3	46248	3/4/2012	37.10
68533000	FICA	T3	46248	3/4/2012	698.78
68533000	FICA	T3	46248	3/4/2012	303.70
68533000	FICA	T3	46248	3/4/2012	497.59
68533000	FICA	T3	46248	3/4/2012	174.65
68533000	FICA	T3	46248	3/4/2012	69.20
68533000	FICA	T3	46248	3/4/2012	7.33
68535000	SUTA	T3	46248	3/4/2012	24.85
68535000	SUTA	T3	46248	3/4/2012	14.22
68535000	SUTA	T3	46248	3/4/2012	9.45
68535000	SUTA	T3	46248	3/4/2012	27.76
68535000	SUTA	T3	46248	3/4/2012	14.63
68535000	SUTA	T3	46248	3/4/2012	7.03
68535000	SUTA	T3	46248	3/4/2012	644.71
68535000	SUTA	T3	46248	3/4/2012	2.10
68535000	SUTA	T3	46248	3/4/2012	1.16
68535000	SUTA	T3	46248	3/4/2012	0.78
68535000	SUTA	T3	46248	3/4/2012	1.80
68535000	SUTA	T3	46248	3/4/2012	26.87
68535000	SUTA	T3	46248	3/4/2012	3.09
68535000	SUTA	T3	46248	3/4/2012	1.24
68535000	SUTA	T3	46248	3/4/2012	18.38
68535000	SUTA	T3	46248	3/4/2012	1.90
68535000	SUTA	T3	46248	3/4/2012	1.80
68535000	SUTA	T3	46248	3/4/2012	0.50
68535000	SUTA	T3	46248	3/4/2012	8.41
68535000	SUTA	T3	46248	3/4/2012	14.74
68535000	SUTA	T3	46248	3/4/2012	42.84
68535000	SUTA	T3	46248	3/4/2012	65.39
68535000	SUTA	T3	46248	3/4/2012	65.33
68535000	SUTA	T3	46248	3/4/2012	34.19
68535000	SUTA	T3	46248	3/4/2012	30.22
68535000	SUTA	T3	46248	3/4/2012	21.87
68535000	SUTA	T3	46248	3/4/2012	6.71
71511000	M&J Revenues	RI	10176194	3/4/2012	(27,005.85)
71521000	M&J Expenses	T2	46247	3/4/2012	136.32
71521000	M&J Expenses	T2	46247	3/4/2012	17.87
71521000	M&J Expenses	T2	46247	3/4/2012	17.87
71521000	M&J Expenses	T2	46247	3/4/2012	383.55
71521000	M&J Expenses	T3	46248	3/4/2012	50.91
71521000	M&J Expenses	T3	46248	3/4/2012	7.80



Kentucky American Water Company  
Case No. 2012-00520  
Response to PSC DR1, Item 31

Account	Description	Doc Type	Document Number	Posting Date	Amount
71521000	M&J Expenses	T3	46248	3/4/2012	7.80
71521000	M&J Expenses	T3	46248	3/4/2012	90.39
71521000	M&J Expenses	T3	46248	3/4/2012	10.96
71521000	M&J Expenses	T3	46248	3/4/2012	1.62
71521000	M&J Expenses	T3	46248	3/4/2012	1.62
71521000	M&J Expenses	T3	46248	3/4/2012	29.05
40111000	Res Sales Billed	JE	30995015	3/5/2012	(174,102.64)
40111000	Res Sales Billed	JE	30995015	3/5/2012	(21,520.04)
40111000	Res Sales Billed	JE	30995015	3/5/2012	(6.53)
40121000	Com Sales Billed	JE	30995015	3/5/2012	(58,011.49)
40121000	Com Sales Billed	JE	30995015	3/5/2012	(748.28)
40131000	Ind Sales Billed	JE	30995015	3/5/2012	(107,496.92)
40141000	Publ Fire Billed	JE	30995015	3/5/2012	(280,697.12)
40145000	Priv Fire Billed	JE	30995015	3/5/2012	(91,715.64)
40151000	Publ Auth Billed	JE	30995015	3/5/2012	(155,780.19)
40161000	SlS/Rsle Billed	JE	30995015	3/5/2012	(11,594.22)
40171000	Misc Sales Billed	JE	30995015	3/5/2012	(400.96)
40310400	OthRev-NSF Ck Chrg	JE	30995015	3/5/2012	(36.00)
40310400	OthRev-NSF Ck Chrg	JE	30995015	3/5/2012	(12.00)
40310500	OthRev-Appl/InitFee	JE	30995015	3/5/2012	(3,458.00)
40310500	OthRev-Appl/InitFee	JE	30995015	3/5/2012	(26.00)
40310500	OthRev-Appl/InitFee	JE	30995015	3/5/2012	(156.00)
40310700	OthRev-Reconnct Fee	JE	30995015	3/5/2012	(2,288.00)
40310700	OthRev-Reconnct Fee	JE	30995015	3/5/2012	(442.00)
52501400	Misc Oper TD	RI	10176105	3/5/2012	(1,902.99)
52524000	Co Dues/Mmbrshp Ded	PS	43041223	3/5/2012	(495.00)
52585000	Discounts Available	PN	7820	3/5/2012	(4.10)
52585000	Discounts Available	PN	7820	3/5/2012	(59.75)
52585000	Discounts Available	PN	7820	3/5/2012	(2.24)
52585000	Discounts Available	PN	7820	3/5/2012	(50.39)
57010015	Uncoll Accts Exp CA	JE	30995015	3/5/2012	(10.68)
57010015	Uncoll Accts Exp CA	JE	30995015	3/5/2012	(528.04)
62002400	M&S Maint TD	II	718390	3/5/2012	48.93
62002400	M&S Maint TD	II	718392	3/5/2012	48.93
62002400	M&S Maint TD	II	718393	3/5/2012	6.10
62002400	M&S Maint TD	II	718393	3/5/2012	7.86
62002400	M&S Maint TD	II	718516	3/5/2012	48.93
40111000	Res Sales Billed	JE	30995098	3/6/2012	(144,282.33)
40111000	Res Sales Billed	JE	30995098	3/6/2012	(8,177.15)
40111000	Res Sales Billed	JE	30995098	3/6/2012	(12,172.57)
40111000	Res Sales Billed	JE	30995098	3/6/2012	(13.29)
40121000	Com Sales Billed	JE	30995098	3/6/2012	(93,616.42)
40121000	Com Sales Billed	JE	30995098	3/6/2012	(401.19)
40121000	Com Sales Billed	JE	30995098	3/6/2012	(8,029.34)
40131000	Ind Sales Billed	JE	30995098	3/6/2012	(39,675.34)
40145000	Priv Fire Billed	JE	30995098	3/6/2012	(4,444.70)
40151000	Publ Auth Billed	JE	30995098	3/6/2012	(87,153.24)
40151000	Publ Auth Billed	JE	30995098	3/6/2012	(220.73)
40211000	Dom WW Svc Billed	JE	30995098	3/6/2012	(12,920.52)
40221000	Com WW Svc Billed	JE	30995098	3/6/2012	(6,489.58)
40251000	PubAuth WW Billed	JE	30995098	3/6/2012	(254.78)
40310400	OthRev-NSF Ck Chrg	JE	30995098	3/6/2012	(48.00)
40310500	OthRev-Appl/InitFee	JE	30995098	3/6/2012	(3,042.00)
40310500	OthRev-Appl/InitFee	JE	30995098	3/6/2012	0.00
40310500	OthRev-Appl/InitFee	JE	30995098	3/6/2012	(104.00)
40310500	OthRev-Appl/InitFee	JE	30995098	3/6/2012	(468.00)
40310700	OthRev-Reconnct Fee	JE	30995098	3/6/2012	(4,030.00)
40310700	OthRev-Reconnct Fee	JE	30995098	3/6/2012	(156.00)
40310700	OthRev-Reconnct Fee	JE	30995098	3/6/2012	(442.00)
51110000	Waste Disposal	EE	70001416	3/6/2012	1,091.47
51110000	Waste Disposal	EE	70001417	3/6/2012	2,357.81
51510012	Purchased Power P	EE	70001421	3/6/2012	5,715.42
51510013	Purchased Power WT	EE	70001412	3/6/2012	797.94
52501600	Misc Oper AG	ST	30994883	3/6/2012	51.00
52514905	Cust Edu Comm-Printd	ST	30994883	3/6/2012	50.45
52524000	Co Dues/Mmbrshp Ded	PS	43043299	3/6/2012	500.00
52524000	Co Dues/Mmbrshp Ded	PS	43043746	3/6/2012	10,000.00
52532013	Electricity WT	EE	70001423	3/6/2012	115.77
52532014	Electricity TD	EE	70001409	3/6/2012	33.61
52532014	Electricity TD	EE	70001414	3/6/2012	105.95
52532014	Electricity TD	EE	70001415	3/6/2012	57.96
52532014	Electricity TD	EE	70001418	3/6/2012	40.10
52532014	Electricity TD	EE	70001419	3/6/2012	644.63
52532014	Electricity TD	EE	70001420	3/6/2012	50.89
52532014	Electricity TD	EE	70001424	3/6/2012	1,337.04
52532016	Electricity AG	EE	70001410	3/6/2012	21.55
52548014	Heating Oil/Gas TD	EE	70001381	3/6/2012	2,104.17

Kentucky American Water Company  
Case No. 2012-00520  
Response to PSC DR1, Item 31

Account	Description	Doc Type	Document Number	Posting Date	Amount
52548014	Heating Oil/Gas TD	EE	70001411	3/6/2012	557.75
52548014	Heating Oil/Gas TD	EE	70001422	3/6/2012	69.01
52548016	Heating Oil/Gas AG	EE	70001373	3/6/2012	1,049.23
52548016	Heating Oil/Gas AG	EE	70001413	3/6/2012	505.13
52574015	Telephone CA	TC	30994781	3/6/2012	49.60
52574016	Telephone AG	TC	30994756	3/6/2012	118.30
52574016	Telephone AG	TC	30994858	3/6/2012	313.07
52574016	Telephone AG	TC	30994858	3/6/2012	313.07
52574016	Telephone AG	TC	30994858	3/6/2012	313.07
52574016	Telephone AG	TC	30994909	3/6/2012	0.51
52574016	Telephone AG	TC	30994909	3/6/2012	5.80
52574016	Telephone AG	TC	30994909	3/6/2012	1.56
52574016	Telephone AG	TC	30994909	3/6/2012	0.04
52585000	Discounts Available	PK	62065164	3/6/2012	(2.07)
52585000	Discounts Available	PK	62065164	3/6/2012	(10.47)
57010015	Uncoll Accts Exp CA	JE	30995098	3/6/2012	(406.21)
57010015	Uncoll Accts Exp CA	JE	30995098	3/6/2012	(410.98)
75810000	Donations Deductible	PS	43043747	3/6/2012	2,500.00
75810000	Donations Deductible	PS	43043748	3/6/2012	6,336.00
75810000	Donations Deductible	PS	43043749	3/6/2012	1,000.00
75820000	Othr Income Deductns	PS	43043617	3/6/2012	1,500.00
40111000	Res Sales Billed	JE	30995349	3/7/2012	(86,231.80)
40111000	Res Sales Billed	JE	30995349	3/7/2012	(35.25)
40121000	Com Sales Billed	JE	30995349	3/7/2012	(132,960.26)
40131000	Ind Sales Billed	JE	30995349	3/7/2012	(8,796.71)
40145000	Priv Fire Billed	JE	30995349	3/7/2012	(4,960.30)
40151000	Publ Auth Billed	JE	30995349	3/7/2012	(33,093.79)
40161000	SlS/Rsle Billed	JE	30995349	3/7/2012	(6,647.15)
40310300	OthRev-CFO	PS	43044420	3/7/2012	(389.24)
40310300	OthRev-CFO	PS	43044421	3/7/2012	(200.00)
40310400	OthRev-NSF Ck Chrg	JE	30995349	3/7/2012	(108.00)
40310400	OthRev-NSF Ck Chrg	JE	30995349	3/7/2012	(12.00)
40310500	OthRev-Appl/InitFee	JE	30995349	3/7/2012	(1,222.00)
40310500	OthRev-Appl/InitFee	JE	30995349	3/7/2012	(26.00)
40310700	OthRev-Reconnct Fee	JE	30995349	3/7/2012	(1,664.00)
51510012	Purchased Power P	EE	70001621	3/7/2012	164.57
51510012	Purchased Power P	EE	70001622	3/7/2012	769.81
51510012	Purchased Power P	EE	70001623	3/7/2012	778.88
51510012	Purchased Power P	EE	70001624	3/7/2012	818.61
51510012	Purchased Power P	EE	70001625	3/7/2012	301.43
51510014	Purchased Power TD	EE	70001669	3/7/2012	18.43
52001400	M&S Oper TD	PV	43044456	3/7/2012	104.88
52501400	Misc Oper TD	PV	43044447	3/7/2012	1,105.97
52501400	Misc Oper TD	PD	43044453	3/7/2012	(114.00)
52501400	Misc Oper TD	PV	43044457	3/7/2012	492.58
52501400	Misc Oper TD	PD	43044462	3/7/2012	(100.49)
52501400	Misc Oper TD	PV	43044610	3/7/2012	152.54
52501600	Misc Oper AG	PS	43044288	3/7/2012	5.00
52501600	Misc Oper AG	PS	43044289	3/7/2012	15.00
52501600	Misc Oper AG	PS	43044292	3/7/2012	68.85
52532014	Electricity TD	EE	70001668	3/7/2012	23.72
52585000	Discounts Available	PK	62065177	3/7/2012	(155.87)
53155000	Contr Svc-Legal	PV	43044402	3/7/2012	630.00
53155000	Contr Svc-Legal	PV	43044403	3/7/2012	3,433.24
53155000	Contr Svc-Legal	PV	43044446	3/7/2012	5,917.00
57010015	Uncoll Accts Exp CA	JE	30995349	3/7/2012	15.21
62002400	M&S Maint TD	PV	43044448	3/7/2012	739.56
62002400	M&S Maint TD	PV	43044460	3/7/2012	771.60
63150026	Contr Svc-Maint AG	PV	43044451	3/7/2012	178.50
75810000	Donations Deductible	ST	30995026	3/7/2012	380.16
40111000	Res Sales Billed	JE	30995442	3/8/2012	(214,165.76)
40111000	Res Sales Billed	JE	30995442	3/8/2012	(118.62)
40111000	Res Sales Billed	JE	30995442	3/8/2012	(17.80)
40121000	Com Sales Billed	JE	30995442	3/8/2012	(111,030.14)
40121000	Com Sales Billed	JE	30995442	3/8/2012	(1,315.25)
40131000	Ind Sales Billed	JE	30995442	3/8/2012	(142.40)
40145000	Priv Fire Billed	JE	30995442	3/8/2012	(3,311.24)
40151000	Publ Auth Billed	JE	30995442	3/8/2012	(13,360.48)
40161000	SlS/Rsle Billed	JE	30995442	3/8/2012	(109,453.88)
40211000	Dom WW Svc Billed	JE	30995442	3/8/2012	(4.83)
40221000	Com WW Svc Billed	JE	30995442	3/8/2012	(2,228.32)
40310400	OthRev-NSF Ck Chrg	JE	30995442	3/8/2012	(60.00)
40310500	OthRev-Appl/InitFee	JE	30995442	3/8/2012	(3,302.00)
40310700	OthRev-Reconnct Fee	JE	30995442	3/8/2012	(4,914.00)
51510012	Purchased Power P	EE	70001985	3/8/2012	9,583.21
51510012	Purchased Power P	EE	70001986	3/8/2012	2,608.67
51510012	Purchased Power P	EE	70001989	3/8/2012	2,982.88

Kentucky American Water Company  
Case No. 2012-00520  
Response to PSC DR1, Item 31

Account	Description	Doc Type	Document Number	Posting Date	Amount
51510012	Purchased Power P	EE	70001992	3/8/2012	14,405.26
51510013	Purchased Power WT	EE	70001981	3/8/2012	121,838.07
51510013	Purchased Power WT	EE	70001982	3/8/2012	4,895.25
51510013	Purchased Power WT	EE	70001983	3/8/2012	18,467.43
52527000	Directors Fees	PS	43045095	3/8/2012	50.00
52527000	Directors Fees	PS	43045096	3/8/2012	50.00
52527000	Directors Fees	PS	43045097	3/8/2012	50.00
52532013	Electricity WT	EE	70001984	3/8/2012	11.14
52532014	Electricity TD	EE	70001987	3/8/2012	20.44
52532014	Electricity TD	EE	70001988	3/8/2012	91.34
52532014	Electricity TD	EE	70001990	3/8/2012	484.39
52532014	Electricity TD	EE	70001995	3/8/2012	31.04
52532016	Electricity AG	EE	70001991	3/8/2012	5,682.97
52548014	Heating Oil/Gas TD	EE	70001993	3/8/2012	29.87
52574015	Telephone CA	TC	30995195	3/8/2012	69.79
52574015	Telephone CA	TC	30995196	3/8/2012	49.60
52574116	Cell Phone AG	TC	30995330	3/8/2012	66.13
52574116	Cell Phone AG	TC	30995330	3/8/2012	102.46
52585000	Discounts Available	PU	17674	3/8/2012	(11.06)
52585000	Discounts Available	PU	17674	3/8/2012	(1.53)
52585000	Discounts Available	PU	17674	3/8/2012	(6.33)
52585000	Discounts Available	PU	17674	3/8/2012	(5.41)
52585000	Discounts Available	PK	62065184	3/8/2012	(3.15)
52585000	Discounts Available	PK	62065185	3/8/2012	(48.05)
53150015	Contr Svc-Other CA	TC	30995174	3/8/2012	14.95
53150016	Contr Svc-Other AG	TC	30995219	3/8/2012	211.60
55010100	Trans Lease Costs	PV	43045060	3/8/2012	1,692.63
55010200	Trans Lease Fuel	PV	43045059	3/8/2012	175.76
55010200	Trans Lease Fuel	PV	43045059	3/8/2012	292.60
55010200	Trans Lease Fuel	PV	43045059	3/8/2012	241.30
55010200	Trans Lease Fuel	PV	43045059	3/8/2012	110.00
55010200	Trans Lease Fuel	PV	43045059	3/8/2012	234.00
55010200	Trans Lease Fuel	PV	43045059	3/8/2012	53.42
55010200	Trans Lease Fuel	PV	43045059	3/8/2012	191.03
55010200	Trans Lease Fuel	PV	43045059	3/8/2012	137.00
55010200	Trans Lease Fuel	PV	43045059	3/8/2012	81.67
55010200	Trans Lease Fuel	PV	43045059	3/8/2012	138.26
55010200	Trans Lease Fuel	PV	43045059	3/8/2012	93.05
55010200	Trans Lease Fuel	PV	43045059	3/8/2012	231.04
55010200	Trans Lease Fuel	PV	43045059	3/8/2012	105.00
55010200	Trans Lease Fuel	PV	43045059	3/8/2012	228.25
55010200	Trans Lease Fuel	PV	43045059	3/8/2012	160.06
55010200	Trans Lease Fuel	PV	43045059	3/8/2012	380.29
55010200	Trans Lease Fuel	PV	43045059	3/8/2012	413.26
55010200	Trans Lease Fuel	PV	43045059	3/8/2012	566.89
55010200	Trans Lease Fuel	PV	43045059	3/8/2012	621.45
55010200	Trans Lease Fuel	PV	43045059	3/8/2012	512.61
55010200	Trans Lease Fuel	PV	43045059	3/8/2012	214.04
55010200	Trans Lease Fuel	PV	43045059	3/8/2012	520.85
55010200	Trans Lease Fuel	PV	43045059	3/8/2012	423.01
55010200	Trans Lease Fuel	PV	43045059	3/8/2012	475.09
55010200	Trans Lease Fuel	PV	43045059	3/8/2012	228.55
55010200	Trans Lease Fuel	PV	43045059	3/8/2012	281.57
55010200	Trans Lease Fuel	PV	43045059	3/8/2012	296.04
55010200	Trans Lease Fuel	PV	43045059	3/8/2012	64.33
55010200	Trans Lease Fuel	PV	43045059	3/8/2012	415.52
55010200	Trans Lease Fuel	PV	43045059	3/8/2012	531.70
55010200	Trans Lease Fuel	PV	43045059	3/8/2012	295.76
55010200	Trans Lease Fuel	PV	43045059	3/8/2012	236.44
55010200	Trans Lease Fuel	PV	43045059	3/8/2012	608.63
55010200	Trans Lease Fuel	PV	43045059	3/8/2012	172.18
55010200	Trans Lease Fuel	PV	43045059	3/8/2012	197.63
55010200	Trans Lease Fuel	PV	43045059	3/8/2012	310.56
55010200	Trans Lease Fuel	PV	43045059	3/8/2012	453.67
55010200	Trans Lease Fuel	PV	43045059	3/8/2012	150.56
55010200	Trans Lease Fuel	PV	43045059	3/8/2012	205.50
55010200	Trans Lease Fuel	PV	43045059	3/8/2012	245.31
55010200	Trans Lease Fuel	PV	43045059	3/8/2012	349.64
55010200	Trans Lease Fuel	PV	43045059	3/8/2012	433.89
55010200	Trans Lease Fuel	PV	43045059	3/8/2012	56.82
55010200	Trans Lease Fuel	PV	43045059	3/8/2012	26.73
55010200	Trans Lease Fuel	PV	43045059	3/8/2012	17.00
55010200	Trans Lease Fuel	PV	43045059	3/8/2012	342.78
55010200	Trans Lease Fuel	PV	43045059	3/8/2012	183.54
55010200	Trans Lease Fuel	PV	43045059	3/8/2012	1,010.57
55010200	Trans Lease Fuel	PV	43045059	3/8/2012	735.28
55010200	Trans Lease Fuel	PV	43045059	3/8/2012	634.01



Kentucky American Water Company  
Case No. 2012-00520  
Response to PSC DR1, Item 31

Account	Description	Doc Type	Document Number	Posting Date	Amount
55010300	Trans Lease Maint	PD	43045058	3/8/2012	1.00
55010300	Trans Lease Maint	PD	43045058	3/8/2012	1,068.17
55010300	Trans Lease Maint	PD	43045058	3/8/2012	178.15
55010300	Trans Lease Maint	PD	43045058	3/8/2012	541.15
55010300	Trans Lease Maint	PD	43045058	3/8/2012	1.00
55010300	Trans Lease Maint	PD	43045058	3/8/2012	1.00
55010300	Trans Lease Maint	PD	43045058	3/8/2012	1.00
55010300	Trans Lease Maint	PD	43045058	3/8/2012	1.00
55010300	Trans Lease Maint	PD	43045058	3/8/2012	1.00
55010300	Trans Lease Maint	PD	43045058	3/8/2012	1.00
55010300	Trans Lease Maint	PD	43045058	3/8/2012	1.00
55010300	Trans Lease Maint	PD	43045058	3/8/2012	5.00
55010300	Trans Lease Maint	PD	43045058	3/8/2012	15.42
55010300	Trans Lease Maint	PD	43045058	3/8/2012	16.59
55010300	Trans Lease Maint	PD	43045058	3/8/2012	17.33
55010300	Trans Lease Maint	PD	43045058	3/8/2012	85.99
55010300	Trans Lease Maint	PD	43045058	3/8/2012	32.96
55010300	Trans Lease Maint	PD	43045058	3/8/2012	81.98
55010300	Trans Lease Maint	PD	43045058	3/8/2012	17.25
55010300	Trans Lease Maint	PD	43045058	3/8/2012	17.24
55010300	Trans Lease Maint	PD	43045058	3/8/2012	15.91
55010300	Trans Lease Maint	PD	43045058	3/8/2012	15.94
55010300	Trans Lease Maint	PD	43045058	3/8/2012	15.90
55010300	Trans Lease Maint	PD	43045058	3/8/2012	15.91
55010300	Trans Lease Maint	PD	43045058	3/8/2012	15.91
55010300	Trans Lease Maint	PD	43045058	3/8/2012	15.94
55010300	Trans Lease Maint	PD	43045058	3/8/2012	16.52
55010300	Trans Lease Maint	PD	43045058	3/8/2012	19.04
55010300	Trans Lease Maint	PD	43045058	3/8/2012	18.28
55010300	Trans Lease Maint	PD	43045058	3/8/2012	18.94
55010300	Trans Lease Maint	PD	43045058	3/8/2012	15.98
55010300	Trans Lease Maint	PD	43045058	3/8/2012	22.37
55010300	Trans Lease Maint	PD	43045058	3/8/2012	15.98
55010300	Trans Lease Maint	PD	43045058	3/8/2012	14.56
55010300	Trans Lease Maint	PD	43045058	3/8/2012	14.56
55010300	Trans Lease Maint	PD	43045058	3/8/2012	19.15
55010300	Trans Lease Maint	PD	43045058	3/8/2012	30.13
55010300	Trans Lease Maint	PD	43045058	3/8/2012	1.00
55010300	Trans Lease Maint	PD	43045058	3/8/2012	18.44
55010300	Trans Lease Maint	PD	43045058	3/8/2012	18.38
55010300	Trans Lease Maint	PD	43045058	3/8/2012	18.59
55010300	Trans Lease Maint	PD	43045058	3/8/2012	1.00
55010300	Trans Lease Maint	PD	43045058	3/8/2012	1.00
55010300	Trans Lease Maint	PD	43045058	3/8/2012	1.00
55010300	Trans Lease Maint	PD	43045058	3/8/2012	37.55
55010300	Trans Lease Maint	PD	43045058	3/8/2012	25.05
55010300	Trans Lease Maint	PD	43045058	3/8/2012	29.40
55010300	Trans Lease Maint	PD	43045058	3/8/2012	16.05
55010300	Trans Lease Maint	PD	43045058	3/8/2012	1,274.84
55010300	Trans Lease Maint	PD	43045058	3/8/2012	146.08
55010300	Trans Lease Maint	PD	43045058	3/8/2012	861.36
55010300	Trans Lease Maint	PD	43045058	3/8/2012	1.00
55010300	Trans Lease Maint	PD	43045058	3/8/2012	1.00
55010300	Trans Lease Maint	PD	43045058	3/8/2012	9.25
55010300	Trans Lease Maint	PD	43045058	3/8/2012	234.25
55010300	Trans Lease Maint	PD	43045058	3/8/2012	9.25
55010300	Trans Lease Maint	PD	43045058	3/8/2012	9.25
55010300	Trans Lease Maint	PD	43045058	3/8/2012	1.00
55010300	Trans Lease Maint	PD	43045058	3/8/2012	1.00
55010300	Trans Lease Maint	PD	43045058	3/8/2012	186.91
55010300	Trans Lease Maint	PD	43045058	3/8/2012	186.91
55010300	Trans Lease Maint	PD	43045058	3/8/2012	(5,588.62)
55010300	Trans Lease Maint	PD	43045058	3/8/2012	214.08
55010300	Trans Lease Maint	PD	43045058	3/8/2012	5.00
55010300	Trans Lease Maint	PD	43045058	3/8/2012	214.08
55010300	Trans Lease Maint	PD	43045058	3/8/2012	214.08
55010300	Trans Lease Maint	PD	43045058	3/8/2012	259.51
55010300	Trans Lease Maint	PD	43045058	3/8/2012	376.60
55010300	Trans Lease Maint	PD	43045058	3/8/2012	510.49
55010300	Trans Lease Maint	PD	43045058	3/8/2012	186.91
55010300	Trans Lease Maint	PD	43045058	3/8/2012	1.00
55010300	Trans Lease Maint	PD	43045058	3/8/2012	1.00
55010300	Trans Lease Maint	PD	43045058	3/8/2012	174.70
55010300	Trans Lease Maint	PD	43045058	3/8/2012	9.25
55010300	Trans Lease Maint	PD	43045058	3/8/2012	234.25
55010300	Trans Lease Maint	PD	43045058	3/8/2012	86.70
55010300	Trans Lease Maint	PD	43045058	3/8/2012	5.00

Kentucky American Water Company  
Case No. 2012-00520  
Response to PSC DR1, Item 31

Account	Description	Doc Type	Document Number	Posting Date	Amount
55010300	Trans Lease Maint	PD	43045058	3/8/2012	(7,261.00)
55010300	Trans Lease Maint	PD	43045058	3/8/2012	5.00
55010300	Trans Lease Maint	PD	43045058	3/8/2012	5.00
55010300	Trans Lease Maint	PD	43045058	3/8/2012	5.00
55010300	Trans Lease Maint	PD	43045058	3/8/2012	5.00
55010300	Trans Lease Maint	PD	43045058	3/8/2012	941.29
55010300	Trans Lease Maint	PD	43045058	3/8/2012	5.00
55010300	Trans Lease Maint	PD	43045058	3/8/2012	234.25
55010300	Trans Lease Maint	PD	43045058	3/8/2012	9.25
55010300	Trans Lease Maint	PD	43045058	3/8/2012	1.00
55010300	Trans Lease Maint	PD	43045058	3/8/2012	5.00
55010300	Trans Lease Maint	PD	43045058	3/8/2012	230.00
55010300	Trans Lease Maint	PD	43045058	3/8/2012	230.00
55010300	Trans Lease Maint	PD	43045058	3/8/2012	1,019.87
55010300	Trans Lease Maint	PD	43045058	3/8/2012	234.87
55010300	Trans Lease Maint	PD	43045058	3/8/2012	77.60
55010300	Trans Lease Maint	PD	43045058	3/8/2012	5.00
55010300	Trans Lease Maint	PD	43045058	3/8/2012	89.87
55010300	Trans Lease Maint	PD	43045058	3/8/2012	84.52
55010300	Trans Lease Maint	PD	43045058	3/8/2012	191.89
55010300	Trans Lease Maint	PD	43045058	3/8/2012	5.00
55010300	Trans Lease Maint	PD	43045058	3/8/2012	5.00
55010300	Trans Lease Maint	PD	43045058	3/8/2012	5.00
55010300	Trans Lease Maint	PD	43045058	3/8/2012	5.00
55010300	Trans Lease Maint	PD	43045058	3/8/2012	5.00
55010300	Trans Lease Maint	PD	43045058	3/8/2012	5.00
55010300	Trans Lease Maint	PD	43045058	3/8/2012	5.00
55010300	Trans Lease Maint	PD	43045058	3/8/2012	5.00
55010300	Trans Lease Maint	PD	43045058	3/8/2012	411.86
55010300	Trans Lease Maint	PD	43045058	3/8/2012	5.00
55010300	Trans Lease Maint	PD	43045058	3/8/2012	2,827.63
55010300	Trans Lease Maint	PD	43045058	3/8/2012	184.01
55010300	Trans Lease Maint	PD	43045058	3/8/2012	243.34
55010300	Trans Lease Maint	PD	43045058	3/8/2012	230.00
55010300	Trans Lease Maint	PD	43045058	3/8/2012	2,323.57
57010015	Uncoll Accts Exp CA	JE	30995442	3/8/2012	(742.46)
40111000	Res Sales Billed	JE	30995443	3/9/2012	(96,553.93)
40111000	Res Sales Billed	JE	30995443	3/9/2012	2,110.88
40111000	Res Sales Billed	JE	30995443	3/9/2012	(1.78)
40111000	Res Sales Billed	JE	30995443	3/9/2012	(20.11)
40121000	Com Sales Billed	JE	30995443	3/9/2012	(26,368.38)
40131000	Ind Sales Billed	JE	30995443	3/9/2012	(2,681.11)
40145000	Priv Fire Billed	JE	30995443	3/9/2012	(4,069.70)
40151000	Publ Auth Billed	JE	30995443	3/9/2012	(1,624.46)
40211000	Dom WW Svc Billed	JE	30995443	3/9/2012	(33.19)
40211000	Dom WW Svc Billed	JE	30995443	3/9/2012	(3.45)
40310200	OthRev-Rent	RI	10176598	3/9/2012	(500.00)
40310400	OthRev-NSF Ck Chrg	JE	30995443	3/9/2012	(96.00)
40310500	OthRev-Appl/InitFee	JE	30995443	3/9/2012	(1,664.00)
40310500	OthRev-Appl/InitFee	JE	30995443	3/9/2012	(26.00)
40310700	OthRev-Reconnct Fee	JE	30995443	3/9/2012	(1,950.00)
50456000	Tuition Aid	PS	43046359	3/9/2012	2,580.00
50456000	Tuition Aid	PS	43046360	3/9/2012	1,335.00
50510100	PBOP Cap Credits	T1	46246	3/9/2012	(24,867.97)
50550000	Group Insur Expense	T1	46246	3/9/2012	(14,171.68)
50550000	Group Insur Expense	PS	43046038	3/9/2012	169,893.16
50550100	Group Ins Cap Credits	T1	46246	3/9/2012	(55,841.71)
50610100	Pension Cap Credits	T1	46246	3/9/2012	(38,648.33)
51510012	Purchased Power P	EE	70002343	3/9/2012	658.50
51510014	Purchased Power TD	EE	70002377	3/9/2012	23.32
52501400	Misc Oper TD	ST	30995361	3/9/2012	66.36
52501400	Misc Oper TD	ST	30995361	3/9/2012	9.15
52522000	Community Relations	PV	43046256	3/9/2012	499.53
52578011	Trash Removal SS	PV	43046247	3/9/2012	132.19
52578014	Trash Removal TD	PV	43046247	3/9/2012	132.19
52585000	Discounts Available	PK	62065202	3/9/2012	(45.29)
52585000	Discounts Available	PK	62065204	3/9/2012	(98.17)
52585000	Discounts Available	PK	62065204	3/9/2012	(28.56)
52585000	Discounts Available	PK	62065204	3/9/2012	(15.97)
54110014	Rents-Real Prop TD	PV	43046246	3/9/2012	100.00
54110014	Rents-Real Prop TD	PV	43046248	3/9/2012	207.92
55000100	Trans Cap Credits	T1	46246	3/9/2012	(1,377.79)
55000100	Trans Cap Credits	T1	46246	3/9/2012	(1,779.60)
55000100	Trans Cap Credits	T1	46246	3/9/2012	(147.45)
55000100	Trans Cap Credits	T1	46246	3/9/2012	(205.10)
55000100	Trans Cap Credits	T1	46246	3/9/2012	(398.15)
55000100	Trans Cap Credits	T1	46246	3/9/2012	(326.01)
55000100	Trans Cap Credits	T1	46246	3/9/2012	(4,069.70)

Kentucky American Water Company  
Case No. 2012-00520  
Response to PSC DR1, Item 31

Account	Description	Doc Type	Document Number	Posting Date	Amount
55000100	Trans Cap Credits	T1	46246	3/9/2012	(9,589.52)
55000100	Trans Cap Credits	T1	46246	3/9/2012	(531.88)
55000100	Trans Cap Credits	T1	46246	3/9/2012	(1,164.81)
55000100	Trans Cap Credits	T1	46246	3/9/2012	(668.43)
55000100	Trans Cap Credits	T1	46246	3/9/2012	(408.64)
55000100	Trans Cap Credits	T1	46246	3/9/2012	(520.80)
55000100	Trans Cap Credits	T1	46246	3/9/2012	(128.05)
55720100	Ins W/C Cap Credits	T1	46246	3/9/2012	(5,704.35)
57010015	Uncoll Accts Exp CA	JE	30995443	3/9/2012	(11.78)
57010015	Uncoll Accts Exp CA	JE	30995443	3/9/2012	(965.18)
62002400	M&S Maint TD	ST	30995361	3/9/2012	44.37
62002400	M&S Maint TD	II	719298	3/9/2012	48.93
62002400	M&S Maint TD	II	719299	3/9/2012	48.93
62002400	M&S Maint TD	II	719300	3/9/2012	48.93
62002400	M&S Maint TD	II	719301	3/9/2012	24.03
62002400	M&S Maint TD	II	719301	3/9/2012	48.93
62520700	Misc Main Pvg/Bckfil	PV	43046243	3/9/2012	221.36
62520700	Misc Main Pvg/Bckfil	PV	43046250	3/9/2012	3,698.50
62520700	Misc Main Pvg/Bckfil	PV	43046252	3/9/2012	4,464.20
62520700	Misc Main Pvg/Bckfil	PV	43046253	3/9/2012	5,024.80
75810000	Donations Deductible	PS	43046365	3/9/2012	1,000.00
75810000	Donations Deductible	PS	43046365	3/9/2012	500.00
40111000	Res Sales Billed	JE	30995592	3/12/2012	(117,790.70)
40111000	Res Sales Billed	JE	30995592	3/12/2012	(13,529.56)
40121000	Com Sales Billed	JE	30995592	3/12/2012	(57,932.08)
40121000	Com Sales Billed	JE	30995592	3/12/2012	(203.14)
40145000	Priv Fire Billed	JE	30995592	3/12/2012	(8,737.59)
40151000	Publ Auth Billed	JE	30995592	3/12/2012	(2,909.53)
40151000	Publ Auth Billed	JE	30995592	3/12/2012	(1,035.01)
40211000	Dom WW Svc Billed	JE	30995592	3/12/2012	12.24
40221000	Com WW Svc Billed	JE	30995592	3/12/2012	(1,070.68)
40310400	OthRev-NSF Ck Chrg	JE	30995592	3/12/2012	(120.00)
40310500	OthRev-Appl/InitFee	JE	30995592	3/12/2012	(1,300.00)
40310500	OthRev-Appl/InitFee	JE	30995592	3/12/2012	(104.00)
40310700	OthRev-Reconnct Fee	JE	30995592	3/12/2012	(1,560.00)
40310700	OthRev-Reconnct Fee	JE	30995592	3/12/2012	(286.00)
52520000	Collection Agencies	PV	43024302	3/12/2012	90.61
52532013	Electricity WT	EE	70002587	3/12/2012	42.89
52585000	Discounts Available	PN	7836	3/12/2012	(2.27)
52585000	Discounts Available	PN	7836	3/12/2012	(44.29)
53150015	Contr Svc-Other CA	PV	43047632	3/12/2012	5,987.04
57010015	Uncoll Accts Exp CA	JE	30995592	3/12/2012	(12.14)
57010015	Uncoll Accts Exp CA	JE	30995592	3/12/2012	(72.46)
40111000	Res Sales Billed	JE	30995649	3/13/2012	(182,780.83)
40111000	Res Sales Billed	JE	30995649	3/13/2012	(9,506.74)
40111000	Res Sales Billed	JE	30995649	3/13/2012	(13,339.34)
40111000	Res Sales Billed	JE	30995649	3/13/2012	(20.83)
40121000	Com Sales Billed	JE	30995649	3/13/2012	(56,990.88)
40121000	Com Sales Billed	JE	30995649	3/13/2012	(46.46)
40121000	Com Sales Billed	JE	30995649	3/13/2012	(447.44)
40145000	Priv Fire Billed	JE	30995649	3/13/2012	(5,317.74)
40151000	Publ Auth Billed	JE	30995649	3/13/2012	1,128.91
40151000	Publ Auth Billed	JE	30995649	3/13/2012	(535.68)
40151000	Publ Auth Billed	JE	30995649	3/13/2012	(92.84)
40161000	SlS/Rsle Billed	JE	30995649	3/13/2012	(298.50)
40211000	Dom WW Svc Billed	JE	30995649	3/13/2012	(58.53)
40251000	PubAuth WW Billed	JE	30995649	3/13/2012	(358.34)
40310400	OthRev-NSF Ck Chrg	JE	30995649	3/13/2012	(84.00)
40310500	OthRev-Appl/InitFee	JE	30995649	3/13/2012	(2,080.00)
40310500	OthRev-Appl/InitFee	JE	30995649	3/13/2012	(26.00)
40310500	OthRev-Appl/InitFee	JE	30995649	3/13/2012	(52.00)
40310500	OthRev-Appl/InitFee	JE	30995649	3/13/2012	(182.00)
40310700	OthRev-Reconnct Fee	JE	30995649	3/13/2012	(2,392.00)
40310700	OthRev-Reconnct Fee	JE	30995649	3/13/2012	(78.00)
40310700	OthRev-Reconnct Fee	JE	30995649	3/13/2012	(260.00)
50450016	Other Welfare AG	PV	43049174	3/13/2012	60.73
50450016	Other Welfare AG	PV	43049174	3/13/2012	60.72
50451000	Employee Awards	PV	43048474	3/13/2012	80.51
51010000	Purchased Water	PV	43048451	3/13/2012	10,156.96
51010000	Purchased Water	PV	43048605	3/13/2012	646.87
51010000	Purchased Water	PV	43049116	3/13/2012	2,628.44
52001300	M&S Oper WT	PV	43048468	3/13/2012	165.00
52001300	M&S Oper WT	PV	43048469	3/13/2012	30.00
52001300	M&S Oper WT	PV	43048470	3/13/2012	165.00
52001300	M&S Oper WT	PV	43048599	3/13/2012	645.00
52001400	M&S Oper TD	PV	43049124	3/13/2012	1,276.90
52001600	M&S Oper AG	PV	43048469	3/13/2012	45.00

Kentucky American Water Company  
Case No. 2012-00520  
Response to PSC DR1, Item 31

Account	Description	Doc Type	Document Number	Posting Date	Amount
52001600	M&S Oper AG	PV	43048471	3/13/2012	22.50
52501400	Misc Oper TD	TC	30995507	3/13/2012	92.30
52522000	Community Relations	PV	43049174	3/13/2012	292.75
52524000	Co Dues/Mmbrshp Ded	PV	43048480	3/13/2012	49.00
52535000	Meals Deductible	PV	43049174	3/13/2012	195.89
52550013	Janitorial WT	PV	43048623	3/13/2012	690.00
52550013	Janitorial WT	PV	43048623	3/13/2012	120.00
52550013	Janitorial WT	PV	43048623	3/13/2012	360.00
52554500	Lab Supplies	PV	43048610	3/13/2012	842.40
52554500	Lab Supplies	PV	43048610	3/13/2012	366.75
52554500	Lab Supplies	PV	43048620	3/13/2012	695.00
52554500	Lab Supplies	PV	43048620	3/13/2012	695.00
52562016	Off&Adm Supplies AG	PV	43049174	3/13/2012	83.32
52562016	Off&Adm Supplies AG	PV	43049174	3/13/2012	24.51
52562516	Overnight Shippng AG	PV	43048456	3/13/2012	11.80
52562516	Overnight Shippng AG	PV	43048456	3/13/2012	10.71
52562516	Overnight Shippng AG	PV	43048456	3/13/2012	11.80
52562516	Overnight Shippng AG	PV	43048456	3/13/2012	11.80
52562516	Overnight Shippng AG	PV	43048456	3/13/2012	4.50
52562516	Overnight Shippng AG	PV	43048475	3/13/2012	35.40
52562516	Overnight Shippng AG	PV	43048475	3/13/2012	1.26
52562516	Overnight Shippng AG	PV	43048475	3/13/2012	7.58
52562516	Overnight Shippng AG	PV	43048477	3/13/2012	15.48
52562516	Overnight Shippng AG	PV	43048479	3/13/2012	7.51
52562516	Overnight Shippng AG	PV	43048547	3/13/2012	23.40
52562516	Overnight Shippng AG	PV	43048600	3/13/2012	50.39
52562516	Overnight Shippng AG	PV	43048601	3/13/2012	132.00
52562516	Overnight Shippng AG	PV	43048602	3/13/2012	251.37
52571100	Add'l Security Costs	PV	43049132	3/13/2012	715.20
52571100	Add'l Security Costs	PV	43049134	3/13/2012	2,668.64
52571100	Add'l Security Costs	PV	43049137	3/13/2012	715.20
52571100	Add'l Security Costs	PV	43049139	3/13/2012	715.20
52571100	Add'l Security Costs	PV	43049141	3/13/2012	2,668.64
52574015	Telephone CA	TC	30995546	3/13/2012	1,106.09
52574016	Telephone AG	TC	30995507	3/13/2012	118.46
52574016	Telephone AG	TC	30995507	3/13/2012	46.53
52574016	Telephone AG	TC	30995507	3/13/2012	344.41
52574016	Telephone AG	TC	30995507	3/13/2012	61.64
52574114	Cell Phone TD	TC	30995588	3/13/2012	720.40
52574114	Cell Phone TD	TC	30995588	3/13/2012	138.62
52574114	Cell Phone TD	TC	30995588	3/13/2012	47.36
52574116	Cell Phone AG	TC	30995588	3/13/2012	(0.07)
52574116	Cell Phone AG	TC	30995588	3/13/2012	47.41
52574116	Cell Phone AG	TC	30995588	3/13/2012	615.44
52574116	Cell Phone AG	TC	30995588	3/13/2012	94.82
52578011	Trash Removal SS	PV	43048478	3/13/2012	97.60
52578011	Trash Removal SS	PV	43048606	3/13/2012	20.79
52579000	Trustee Fees	PV	43049113	3/13/2012	298.26
52579000	Trustee Fees	PV	43049113	3/13/2012	298.26
52579000	Trustee Fees	PV	43049113	3/13/2012	298.25
52582013	Uniforms WT	PV	43048467	3/13/2012	333.81
53150013	Contr Svc-Other WT	PV	43048468	3/13/2012	56.00
53150013	Contr Svc-Other WT	PV	43048469	3/13/2012	602.00
53150013	Contr Svc-Other WT	PV	43048469	3/13/2012	28.00
53150013	Contr Svc-Other WT	PV	43048470	3/13/2012	152.00
53150013	Contr Svc-Other WT	PV	43048471	3/13/2012	28.00
53150013	Contr Svc-Other WT	PV	43048471	3/13/2012	140.50
53150013	Contr Svc-Other WT	PV	43048530	3/13/2012	3,649.03
53150013	Contr Svc-Other WT	PV	43048619	3/13/2012	1,365.29
53150013	Contr Svc-Other WT	PV	43048623	3/13/2012	180.00
53150013	Contr Svc-Other WT	PV	43048623	3/13/2012	420.00
53150013	Contr Svc-Other WT	PV	43048623	3/13/2012	2,415.00
53150014	Contr Svc-Other TD	PV	43048625	3/13/2012	2,424.60
53150014	Contr Svc-Other TD	PV	43048626	3/13/2012	2,192.68
53150016	Contr Svc-Other AG	PV	43048469	3/13/2012	28.00
53150016	Contr Svc-Other AG	PV	43048471	3/13/2012	28.00
53150016	Contr Svc-Other AG	PV	43048623	3/13/2012	60.00
53150016	Contr Svc-Other AG	PV	43049169	3/13/2012	79.92
53152000	Contr Svc-Lab Testng	PV	43048603	3/13/2012	103.21
57010015	Uncoll Accts Exp CA	JE	30995649	3/13/2012	(325.32)
62002300	M&S Maint WT	PV	43048464	3/13/2012	1,137.65
62002300	M&S Maint WT	PV	43048465	3/13/2012	455.57
62002300	M&S Maint WT	PV	43048466	3/13/2012	947.60
62002300	M&S Maint WT	PV	43048472	3/13/2012	2,604.42
62002300	M&S Maint WT	PV	43048473	3/13/2012	386.71
62002300	M&S Maint WT	PV	43048607	3/13/2012	680.77
62002300	M&S Maint WT	PV	43048608	3/13/2012	4,229.78



Kentucky American Water Company  
Case No. 2012-00520  
Response to PSC DR1, Item 31

Account	Description	Doc Type	Document Number	Posting Date	Amount
62002300	M&S Maint WT	PV	43048622	3/13/2012	230.23
62502400	Misc Maint TD	PV	43048612	3/13/2012	17.94
62520700	Misc Main Pvg/Bckfill	PV	43048611	3/13/2012	962.48
62520700	Misc Main Pvg/Bckfill	PV	43048617	3/13/2012	186.98
62520700	Misc Main Pvg/Bckfill	PV	43048618	3/13/2012	185.50
62520700	Misc Main Pvg/Bckfill	PV	43049165	3/13/2012	25.44
40111000	Res Sales Billed	JE	30995932	3/14/2012	(106,365.05)
40111000	Res Sales Billed	JE	30995932	3/14/2012	(54.53)
40111000	Res Sales Billed	JE	30995932	3/14/2012	(11.21)
40121000	Com Sales Billed	JE	30995932	3/14/2012	(48,824.91)
40131000	Ind Sales Billed	JE	30995932	3/14/2012	(3,775.97)
40145000	Priv Fire Billed	JE	30995932	3/14/2012	(3,320.51)
40151000	Publ Auth Billed	JE	30995932	3/14/2012	(3,844.26)
40211000	Dom WW Svc Billed	JE	30995932	3/14/2012	(11.66)
40310300	OthRev-CFO	RI	10176804	3/14/2012	(184.86)
40310300	OthRev-CFO	RI	10176805	3/14/2012	(135,672.22)
40310400	OthRev-NSF Ck Chrg	JE	30995932	3/14/2012	(120.00)
40310500	OthRev-Appl/InitFee	JE	30995932	3/14/2012	(1,690.00)
40310700	OthRev-Reconnct Fee	JE	30995932	3/14/2012	(2,626.00)
40310700	OthRev-Reconnct Fee	JE	30995932	3/14/2012	(26.00)
51510013	Purchased Power WT	PS	43049582	3/14/2012	3,190.31
51510013	Purchased Power WT	PS	43049582	3/14/2012	435.04
51510013	Purchased Power WT	PS	43049583	3/14/2012	6,380.62
51510013	Purchased Power WT	PS	43049583	3/14/2012	870.08
52501600	Misc Oper AG	PS	43049582	3/14/2012	0.01
57010015	Uncoll Accts Exp CA	JE	30995932	3/14/2012	(46.34)
57010015	Uncoll Accts Exp CA	JE	30995932	3/14/2012	(981.54)
68520100	Tax Discounts	PS	43049583	3/14/2012	(1,012.33)
68520100	Tax Discounts	PS	43049583	3/14/2012	0.03
71521000	M&J Expenses	II	720125	3/14/2012	5.98
71521000	M&J Expenses	II	720127	3/14/2012	167.10
71521000	M&J Expenses	II	720127	3/14/2012	186.10
71521000	M&J Expenses	II	720129	3/14/2012	4.55
71521000	M&J Expenses	II	720129	3/14/2012	37.09
71521000	M&J Expenses	II	720130	3/14/2012	57.79
75810000	Donations Deductible	PS	43049584	3/14/2012	1,500.00
40111000	Res Sales Billed	JE	30996032	3/15/2012	(119,450.69)
40111000	Res Sales Billed	JE	30996032	3/15/2012	16.85
40111000	Res Sales Billed	JE	30996032	3/15/2012	86.86
40111000	Res Sales Billed	JE	30996032	3/15/2012	(28.78)
40121000	Com Sales Billed	JE	30996032	3/15/2012	(46,357.44)
40145000	Priv Fire Billed	JE	30996032	3/15/2012	(4,660.56)
40151000	Publ Auth Billed	JE	30996032	3/15/2012	(8,650.10)
40211000	Dom WW Svc Billed	JE	30996032	3/15/2012	(25.09)
40310400	OthRev-NSF Ck Chrg	JE	30996032	3/15/2012	(120.00)
40310400	OthRev-NSF Ck Chrg	JE	30996032	3/15/2012	(12.00)
40310500	OthRev-Appl/InitFee	JE	30996032	3/15/2012	(2,938.00)
40310500	OthRev-Appl/InitFee	JE	30996032	3/15/2012	(26.00)
40310700	OthRev-Reconnct Fee	JE	30996032	3/15/2012	(3,666.00)
50171000	Annual Incent Plan	JE	30995960	3/15/2012	40,810.57
50550000	Group Insur Expense	T1	46342	3/15/2012	(217.84)
50550100	Group Ins Cap Credits	T1	46342	3/15/2012	(299.24)
51510012	Purchased Power P	EE	70003158	3/15/2012	41.17
51510012	Purchased Power P	EE	70003161	3/15/2012	113.04
51510013	Purchased Power WT	EE	70003169	3/15/2012	5,245.70
51510014	Purchased Power TD	EE	70003164	3/15/2012	47.91
51510014	Purchased Power TD	EE	70003165	3/15/2012	79.84
52001300	M&S Oper WT	CC	7984	3/15/2012	82.34
52001300	M&S Oper WT	CC	7984	3/15/2012	77.63
52001300	M&S Oper WT	CC	7984	3/15/2012	95.37
52001300	M&S Oper WT	CC	7984	3/15/2012	124.21
52001300	M&S Oper WT	CC	7984	3/15/2012	491.55
52001300	M&S Oper WT	CC	7984	3/15/2012	207.79
52001300	M&S Oper WT	CC	7984	3/15/2012	42.39
52001400	M&S Oper TD	CC	7984	3/15/2012	26.50
52001400	M&S Oper TD	CC	7984	3/15/2012	78.74
52001400	M&S Oper TD	CC	7984	3/15/2012	15.60
52001400	M&S Oper TD	CC	7984	3/15/2012	109.95
52001400	M&S Oper TD	CC	7984	3/15/2012	201.00
52001400	M&S Oper TD	CC	7984	3/15/2012	60.00
52001400	M&S Oper TD	CC	7984	3/15/2012	660.65
52001400	M&S Oper TD	CC	7984	3/15/2012	333.90
52001400	M&S Oper TD	CC	7984	3/15/2012	45.05
52001400	M&S Oper TD	CC	7984	3/15/2012	307.39
52001400	M&S Oper TD	CC	7984	3/15/2012	4.27
52001400	M&S Oper TD	CC	7984	3/15/2012	52.62
52001400	M&S Oper TD	CC	7984	3/15/2012	4,280.42

Kentucky American Water Company  
Case No. 2012-00520  
Response to PSC DR1, Item 31

Account	Description	Doc Type	Document Number	Posting Date	Amount
52001400	M&S Oper TD	CC	7984	3/15/2012	96.34
52001400	M&S Oper TD	CC	7984	3/15/2012	10.43
52001400	M&S Oper TD	CC	7984	3/15/2012	190.04
52001400	M&S Oper TD	CC	7984	3/15/2012	479.93
52001600	M&S Oper AG	CC	7984	3/15/2012	164.22
52001600	M&S Oper AG	CC	7984	3/15/2012	32.05
52001600	M&S Oper AG	PV	43051796	3/15/2012	941.00
52501300	Misc Oper WT	CC	7984	3/15/2012	395.78
52501300	Misc Oper WT	CC	7984	3/15/2012	163.70
52501300	Misc Oper WT	CC	7984	3/15/2012	69.00
52501300	Misc Oper WT	CC	7984	3/15/2012	18.66
52501300	Misc Oper WT	CC	7984	3/15/2012	12.19
52501300	Misc Oper WT	CC	7984	3/15/2012	330.56
52501300	Misc Oper WT	CC	7984	3/15/2012	171.82
52501300	Misc Oper WT	CC	7984	3/15/2012	60.99
52501300	Misc Oper WT	CC	7984	3/15/2012	37.09
52501300	Misc Oper WT	CC	7984	3/15/2012	37.09
52501400	Misc Oper TD	CC	7984	3/15/2012	111.30
52501400	Misc Oper TD	CC	7984	3/15/2012	96.34
52501400	Misc Oper TD	CC	7984	3/15/2012	111.30
52501400	Misc Oper TD	CC	7984	3/15/2012	38.15
52501400	Misc Oper TD	CC	7984	3/15/2012	417.42
52501600	Misc Oper AG	CC	7984	3/15/2012	120.58
52501600	Misc Oper AG	CC	7984	3/15/2012	69.22
52501600	Misc Oper AG	CC	7984	3/15/2012	(92.02)
52501600	Misc Oper AG	CC	7984	3/15/2012	19.78
52501600	Misc Oper AG	CC	7984	3/15/2012	2,342.60
52501600	Misc Oper AG	CC	7984	3/15/2012	26.46
52501600	Misc Oper AG	CC	7991	3/15/2012	53.00
52522000	Community Relations	CC	7984	3/15/2012	58.30
52522000	Community Relations	PV	43050712	3/15/2012	334.05
52522000	Community Relations	JE	99031205	3/15/2012	(1,292.02)
52524000	Co Dues/Mmbrshp Ded	CC	7984	3/15/2012	106.95
52527000	Directors Fees	PS	43051163	3/15/2012	50.00
52532013	Electricity WT	EE	70003163	3/15/2012	11.14
52532013	Electricity WT	EE	70003167	3/15/2012	20.67
52532014	Electricity TD	EE	70003159	3/15/2012	30.10
52532014	Electricity TD	EE	70003160	3/15/2012	20.48
52532014	Electricity TD	EE	70003162	3/15/2012	68.48
52532014	Electricity TD	EE	70003166	3/15/2012	42.34
52532014	Electricity TD	EE	70003168	3/15/2012	550.91
52532014	Electricity TD	EE	70003170	3/15/2012	19.90
52534000	Employee Expenses	CC	7984	3/15/2012	256.76
52534000	Employee Expenses	CC	7984	3/15/2012	145.83
52534000	Employee Expenses	CC	7984	3/15/2012	13.45
52534000	Employee Expenses	CC	7984	3/15/2012	40.00
52534000	Employee Expenses	CC	7984	3/15/2012	25.00
52534000	Employee Expenses	CC	7984	3/15/2012	25.00
52534000	Employee Expenses	CC	7984	3/15/2012	986.10
52534000	Employee Expenses	CC	7984	3/15/2012	161.00
52534200	Conferences & Reg	CC	7984	3/15/2012	6.00
52535000	Meals Deductible	CC	7984	3/15/2012	285.25
52535000	Meals Deductible	CC	7984	3/15/2012	54.93
52535000	Meals Deductible	CC	7984	3/15/2012	50.84
52535000	Meals Deductible	CC	7984	3/15/2012	30.00
52535000	Meals Deductible	CC	7984	3/15/2012	10.47
52535000	Meals Deductible	CC	7984	3/15/2012	7.75
52535000	Meals Deductible	CC	7984	3/15/2012	10.00
52535000	Meals Deductible	CC	7984	3/15/2012	8.66
52535000	Meals Deductible	CC	7984	3/15/2012	8.60
52535000	Meals Deductible	CC	7984	3/15/2012	126.50
52535000	Meals Deductible	CC	7984	3/15/2012	4.63
52535000	Meals Deductible	CC	7984	3/15/2012	12.87
52535000	Meals Deductible	CC	7984	3/15/2012	33.55
52535000	Meals Deductible	CC	7984	3/15/2012	18.76
52535000	Meals Deductible	CC	7984	3/15/2012	3.14
52535000	Meals Deductible	CC	7984	3/15/2012	10.28
52535000	Meals Deductible	CC	7984	3/15/2012	6.31
52535000	Meals Deductible	CC	7984	3/15/2012	6.13
52535000	Meals Deductible	CC	7984	3/15/2012	10.87
52535000	Meals Deductible	CC	7984	3/15/2012	22.85
52535000	Meals Deductible	CC	7984	3/15/2012	9.20
52535000	Meals Deductible	CC	7984	3/15/2012	6.65
52535000	Meals Deductible	CC	7984	3/15/2012	21.88
52535000	Meals Deductible	CC	7984	3/15/2012	95.58
52535000	Meals Deductible	CC	7984	3/15/2012	36.88
52535000	Meals Deductible	CC	7984	3/15/2012	7.69

Kentucky American Water Company  
Case No. 2012-00520  
Response to PSC DR1, Item 31

Account	Description	Doc Type	Document Number	Posting Date	Amount
52535000	Meals Deductible	CC	7984	3/15/2012	21.96
52535000	Meals Deductible	CC	7984	3/15/2012	29.12
52535000	Meals Deductible	CC	7991	3/15/2012	67.18
52550013	Janitorial WT	CC	7984	3/15/2012	14.32
52550016	Janitorial AG	CC	7984	3/15/2012	35.51
52554500	Lab Supplies	ST	30995896	3/15/2012	50.54
52554500	Lab Supplies	ST	30995896	3/15/2012	22.01
52554500	Lab Supplies	ST	30995896	3/15/2012	41.70
52554500	Lab Supplies	ST	30995896	3/15/2012	41.70
52554500	Lab Supplies	CC	7984	3/15/2012	491.77
52554500	Lab Supplies	CC	7984	3/15/2012	356.25
52554500	Lab Supplies	CC	7984	3/15/2012	104.31
52554500	Lab Supplies	CC	7984	3/15/2012	361.47
52554500	Lab Supplies	CC	7984	3/15/2012	1,117.38
52554500	Lab Supplies	CC	7984	3/15/2012	146.58
52562013	Off&Adm Supplies WT	CC	7984	3/15/2012	50.43
52562013	Off&Adm Supplies WT	CC	7984	3/15/2012	55.85
52562014	Off&Adm Supplies TD	CC	7984	3/15/2012	26.83
52562014	Off&Adm Supplies TD	CC	7984	3/15/2012	124.33
52562014	Off&Adm Supplies TD	CC	7984	3/15/2012	18.34
52562014	Off&Adm Supplies TD	PV	43051832	3/15/2012	370.50
52562016	Off&Adm Supplies AG	ST	30995891	3/15/2012	5.00
52562016	Off&Adm Supplies AG	ST	30995891	3/15/2012	1.47
52562016	Off&Adm Supplies AG	CC	7984	3/15/2012	1,220.79
52562016	Off&Adm Supplies AG	CC	7984	3/15/2012	97.50
52562016	Off&Adm Supplies AG	CC	7984	3/15/2012	23.31
52562516	Overnight Shippng AG	CC	7984	3/15/2012	149.11
52562516	Overnight Shippng AG	PD	43050720	3/15/2012	(1.36)
52562516	Overnight Shippng AG	PV	43051837	3/15/2012	19.66
52562516	Overnight Shippng AG	PV	43051844	3/15/2012	144.26
52574015	Telephone CA	TC	30995936	3/15/2012	773.38
52574016	Telephone AG	TC	30995810	3/15/2012	20.25
52574016	Telephone AG	TC	30995936	3/15/2012	797.55
52578011	Trash Removal SS	PV	43051808	3/15/2012	251.25
52578011	Trash Removal SS	PV	43051845	3/15/2012	79.92
52578016	Trash Removal AG	PV	43050719	3/15/2012	132.55
52578016	Trash Removal AG	PV	43051815	3/15/2012	63.71
52582013	Uniforms WT	CC	7984	3/15/2012	4.81
52582013	Uniforms WT	CC	7984	3/15/2012	25.35
52582013	Uniforms WT	CC	7984	3/15/2012	18.99
52582014	Uniforms TD	CC	7984	3/15/2012	69.25
52582014	Uniforms TD	CC	7984	3/15/2012	224.21
52582014	Uniforms TD	CC	7984	3/15/2012	264.84
52582014	Uniforms TD	CC	7984	3/15/2012	43.25
52582014	Uniforms TD	CC	7984	3/15/2012	43.99
52582014	Uniforms TD	CC	7984	3/15/2012	206.42
52582014	Uniforms TD	CC	7984	3/15/2012	66.54
52582014	Uniforms TD	CC	7984	3/15/2012	252.83
52582014	Uniforms TD	CC	7984	3/15/2012	169.29
52582014	Uniforms TD	CC	7984	3/15/2012	44.81
52582014	Uniforms TD	CC	7984	3/15/2012	222.78
52582014	Uniforms TD	CC	7984	3/15/2012	42.81
52582014	Uniforms TD	CC	7984	3/15/2012	21.31
52582014	Uniforms TD	CC	7984	3/15/2012	32.83
52582014	Uniforms TD	CC	7984	3/15/2012	42.81
52582014	Uniforms TD	CC	7984	3/15/2012	169.29
52582014	Uniforms TD	CC	7984	3/15/2012	202.57
52582014	Uniforms TD	CC	7984	3/15/2012	70.31
52583011	Water & WW SS	PV	43051836	3/15/2012	4,428.38
52585000	Discounts Available	PN	7846	3/15/2012	(117.79)
52585000	Discounts Available	PK	62065245	3/15/2012	(51.96)
53150015	Contr Svc-Other CA	TC	30995742	3/15/2012	728.76
53150016	Contr Svc-Other AG	PV	43050668	3/15/2012	265.50
53150016	Contr Svc-Other AG	PV	43050670	3/15/2012	96.00
53152000	Contr Svc-Lab Testng	CC	7984	3/15/2012	891.00
53152000	Contr Svc-Lab Testng	CC	7984	3/15/2012	1,138.46
53152000	Contr Svc-Lab Testng	CC	7984	3/15/2012	247.54
53155000	Contr Svc-Legal	PV	43050803	3/15/2012	20,192.90
54110014	Rents-Real Prop TD	PV	43051852	3/15/2012	2,858.28
55000016	Trans Oper AG	CC	7984	3/15/2012	61.35
55000016	Trans Oper AG	CC	7984	3/15/2012	63.19
55000016	Trans Oper AG	CC	7984	3/15/2012	63.10
55000016	Trans Oper AG	CC	7984	3/15/2012	47.14
55000016	Trans Oper AG	CC	7984	3/15/2012	243.56
55000016	Trans Oper AG	CC	7984	3/15/2012	147.85
55000016	Trans Oper AG	CC	7984	3/15/2012	10.00
55000016	Trans Oper AG	CC	7984	3/15/2012	446.25

Kentucky American Water Company  
Case No. 2012-00520  
Response to PSC DR1, Item 31

Account	Description	Doc Type	Document Number	Posting Date	Amount
55000016	Trans Oper AG	PV	43050713	3/15/2012	22.50
55000100	Trans Cap Credits	T1	46342	3/15/2012	(114.22)
55720100	Ins W/C Cap Credits	T1	46342	3/15/2012	(30.57)
57010015	Uncoll Accts Exp CA	JE	30996032	3/15/2012	(19.16)
57010015	Uncoll Accts Exp CA	JE	30996032	3/15/2012	(149.87)
62002100	M&S Maint SS	PV	43050739	3/15/2012	2,017.44
62002300	M&S Maint WT	ST	30995906	3/15/2012	23.40
62002300	M&S Maint WT	ST	30995906	3/15/2012	29.40
62002300	M&S Maint WT	CC	7984	3/15/2012	84.33
62002300	M&S Maint WT	CC	7984	3/15/2012	147.67
62002300	M&S Maint WT	CC	7984	3/15/2012	72.78
62002300	M&S Maint WT	CC	7984	3/15/2012	50.81
62002300	M&S Maint WT	CC	7984	3/15/2012	76.20
62002300	M&S Maint WT	CC	7984	3/15/2012	11.61
62002300	M&S Maint WT	CC	7984	3/15/2012	100.06
62002300	M&S Maint WT	CC	7984	3/15/2012	350.03
62002300	M&S Maint WT	CC	7984	3/15/2012	121.33
62002300	M&S Maint WT	CC	7984	3/15/2012	12.70
62002300	M&S Maint WT	CC	7984	3/15/2012	449.61
62002300	M&S Maint WT	CC	7984	3/15/2012	17.85
62002300	M&S Maint WT	CC	7984	3/15/2012	27.27
62002300	M&S Maint WT	CC	7984	3/15/2012	262.05
62002300	M&S Maint WT	CC	7984	3/15/2012	108.31
62002300	M&S Maint WT	CC	7984	3/15/2012	67.53
62002300	M&S Maint WT	CC	7984	3/15/2012	55.79
62002300	M&S Maint WT	CC	7984	3/15/2012	22.25
62002300	M&S Maint WT	CC	7984	3/15/2012	246.90
62002300	M&S Maint WT	CC	7984	3/15/2012	18.44
62002300	M&S Maint WT	CC	7984	3/15/2012	70.25
62002300	M&S Maint WT	CC	7984	3/15/2012	61.42
62002300	M&S Maint WT	CC	7984	3/15/2012	540.48
62002300	M&S Maint WT	CC	7984	3/15/2012	395.00
62002300	M&S Maint WT	CC	7984	3/15/2012	794.07
62002300	M&S Maint WT	CC	7984	3/15/2012	733.50
62002300	M&S Maint WT	PV	43051804	3/15/2012	1,980.24
62002300	M&S Maint WT	PV	43051818	3/15/2012	77.56
62002300	M&S Maint WT	PV	43051818	3/15/2012	77.57
62002300	M&S Maint WT	PV	43051821	3/15/2012	1,101.77
62002300	M&S Maint WT	PV	43051847	3/15/2012	226.75
62002300	M&S Maint WT	PV	43051854	3/15/2012	737.19
62002300	M&S Maint WT	PV	43051870	3/15/2012	964.00
62002300	M&S Maint WT	PV	43051874	3/15/2012	235.83
62002400	M&S Maint TD	IR	720155	3/15/2012	(72.94)
62002400	M&S Maint TD	IR	720155	3/15/2012	(22.57)
62002400	M&S Maint TD	IR	720155	3/15/2012	(67.41)
62002400	M&S Maint TD	IR	720155	3/15/2012	(35.21)
62002400	M&S Maint TD	IR	720160	3/15/2012	(24.01)
62002400	M&S Maint TD	IR	720160	3/15/2012	(34.89)
62002400	M&S Maint TD	IR	720171	3/15/2012	(57.79)
62002400	M&S Maint TD	IR	720175	3/15/2012	(5.98)
62002400	M&S Maint TD	IR	720178	3/15/2012	(4.09)
62002400	M&S Maint TD	IR	720179	3/15/2012	(167.10)
62002400	M&S Maint TD	IR	720179	3/15/2012	(186.11)
62002400	M&S Maint TD	IR	720180	3/15/2012	(77.85)
62002400	M&S Maint TD	IR	720180	3/15/2012	(42.79)
62002400	M&S Maint TD	IR	720181	3/15/2012	(4.55)
62002400	M&S Maint TD	IR	720181	3/15/2012	(37.09)
62002400	M&S Maint TD	IR	720186	3/15/2012	(101.49)
62002400	M&S Maint TD	IR	720186	3/15/2012	(16.09)
62002400	M&S Maint TD	IR	720186	3/15/2012	(148.89)
62002400	M&S Maint TD	IR	720186	3/15/2012	(77.85)
62002400	M&S Maint TD	IR	720186	3/15/2012	(42.79)
62502300	Misc Maint WT	CC	7984	3/15/2012	73.43
62502400	Misc Maint TD	ST	30995896	3/15/2012	1.08
62502600	Misc Maint AG	PV	43050717	3/15/2012	1,188.00
63150026	Contr Svc-Maint AG	PV	43050714	3/15/2012	171.00
63150026	Contr Svc-Maint AG	PV	43050716	3/15/2012	1,135.83
63150026	Contr Svc-Maint AG	PV	43051823	3/15/2012	74.27
63150026	Contr Svc-Maint AG	PV	43051826	3/15/2012	65.00
63150026	Contr Svc-Maint AG	PV	43051828	3/15/2012	190.16
75840000	Lobbying Expenses	PV	43050718	3/15/2012	5,000.00
40111000	Res Sales Billed	JE	30996101	3/16/2012	(113,841.73)
40111000	Res Sales Billed	JE	30996101	3/16/2012	100.59
40111000	Res Sales Billed	JE	30996101	3/16/2012	(25.86)
40121000	Com Sales Billed	JE	30996101	3/16/2012	(50,947.86)
40131000	Ind Sales Billed	JE	30996101	3/16/2012	(204.61)
40145000	Priv Fire Billed	JE	30996101	3/16/2012	(3,025.75)

Kentucky American Water Company  
Case No. 2012-00520  
Response to PSC DR1, Item 31

Account	Description	Doc Type	Document Number	Posting Date	Amount
40151000	Publ Auth Billed	JE	30996101	3/16/2012	(3,786.37)
40211000	Dom WW Svc Billed	JE	30996101	3/16/2012	(52.97)
40310400	OthRev-NSF Ck Chrg	JE	30996101	3/16/2012	(132.00)
40310500	OthRev-Appl/InitFee	JE	30996101	3/16/2012	(1,586.00)
40310500	OthRev-Appl/InitFee	JE	30996101	3/16/2012	(78.00)
40310700	OthRev-Reconnct Fee	JE	30996101	3/16/2012	(2,366.00)
52548014	Heating Oil/Gas TD	EE	70003382	3/16/2012	140.07
52585000	Discounts Available	PN	7849	3/16/2012	(81.71)
52585000	Discounts Available	PX	6017	3/16/2012	(171.34)
57010015	Uncoll Accts Exp CA	JE	30996101	3/16/2012	(949.46)
62002400	M&S Maint TD	PV	43052698	3/16/2012	429.22
52562014	Off&Adm Supplies TD	ST	30996050	3/17/2012	22.23
62002300	M&S Maint WT	ST	30996050	3/17/2012	14.15
50101300	Labor Oper WT	T2	46375	3/18/2012	2,064.04
50101300	Labor Oper WT	T2	46375	3/18/2012	549.83
50101300	Labor Oper WT	T2	46375	3/18/2012	13,864.16
50101300	Labor Oper WT	T2	46375	3/18/2012	16,065.44
50101300	Labor Oper WT	T2	46375	3/18/2012	11,457.52
50101305	Labor Oper WT SupEng	T2	46375	3/18/2012	7,981.89
50101305	Labor Oper WT SupEng	T2	46375	3/18/2012	1,681.68
50101305	Labor Oper WT SupEng	T2	46375	3/18/2012	7,950.74
50101305	Labor Oper WT SupEng	T2	46375	3/18/2012	2,842.32
50101305	Labor Oper WT SupEng	T2	46375	3/18/2012	2,888.39
50101305	Labor Oper WT SupEng	T2	46375	3/18/2012	4,927.69
50101305	Labor Oper WT SupEng	T2	46375	3/18/2012	351.03
50101305	Labor Oper WT SupEng	T2	46375	3/18/2012	7,474.63
50101305	Labor Oper WT SupEng	T2	46375	3/18/2012	158.46
50101400	Labor Oper TD	T2	46343	3/18/2012	1,608.82
50101400	Labor Oper TD	T2	46375	3/18/2012	31,092.08
50101400	Labor Oper TD	T2	46375	3/18/2012	1,040.51
50101400	Labor Oper TD	T2	46375	3/18/2012	516.12
50101400	Labor Oper TD	T2	46375	3/18/2012	2,918.82
50101400	Labor Oper TD	T2	46457	3/18/2012	0.00
50101405	Labor Oper TD SupEng	T2	46375	3/18/2012	1,461.57
50101405	Labor Oper TD SupEng	T2	46375	3/18/2012	483.60
50101405	Labor Oper TD SupEng	T2	46375	3/18/2012	1,953.24
50101405	Labor Oper TD SupEng	T2	46375	3/18/2012	835.51
50101415	Labor Oper TD Lines	T2	46375	3/18/2012	4,195.97
50101415	Labor Oper TD Lines	T2	46375	3/18/2012	253.78
50101415	Labor Oper TD Lines	T2	46375	3/18/2012	1,674.58
50101420	Labor Oper TD Meter	T2	46375	3/18/2012	22,372.44
50101500	Labor Oper CA	T2	46375	3/18/2012	610.27
50101500	Labor Oper CA	T2	46375	3/18/2012	344.94
50101510	Labor Oper CA MtrRd	T2	46375	3/18/2012	13,312.92
50101520	Labor Oper CA CstSrv	T2	46375	3/18/2012	3,005.89
50101600	Labor Oper AG	T2	46375	3/18/2012	16,873.10
50101600	Labor Oper AG	T2	46375	3/18/2012	1,931.80
50101600	Labor Oper AG	T2	46375	3/18/2012	2,076.80
50101600	Labor Oper AG	T2	46375	3/18/2012	2,888.70
50101600	Labor Oper AG	T2	46375	3/18/2012	5,304.14
50101600	Labor Oper AG	T2	46375	3/18/2012	4,591.70
50101600	Labor Oper AG	T2	46375	3/18/2012	576.02
50101600	Labor Oper AG	T2	46375	3/18/2012	2,750.12
50101600	Labor Oper AG	T2	46375	3/18/2012	0.00
50101600	Labor Oper AG	T2	46457	3/18/2012	0.00
50101600	Labor Oper AG	T2	46457	3/18/2012	0.00
50102200	Labor Maint P	T2	46375	3/18/2012	1,965.60
50102200	Labor Maint P	T2	46375	3/18/2012	1,081.08
50102300	Labor Maint WT	T2	46375	3/18/2012	1,965.60
50102400	Labor Maint TD	T2	46375	3/18/2012	1,946.53
50102410	Labor Mnt TD Str&Imp	T2	46375	3/18/2012	161.49
50102420	Labor Mnt TD Mains	T2	46375	3/18/2012	3,205.00
50102420	Labor Mnt TD Mains	T2	46375	3/18/2012	382.03
50102420	Labor Mnt TD Mains	T2	46375	3/18/2012	4,725.14
50102420	Labor Mnt TD Mains	T2	46375	3/18/2012	975.84
50102430	Labor Mnt TD Service	T2	46375	3/18/2012	10,552.71
50102430	Labor Mnt TD Service	T2	46375	3/18/2012	651.42
50102430	Labor Mnt TD Service	T2	46375	3/18/2012	935.36
50102435	Labor Mnt TD Meter	T2	46375	3/18/2012	1,965.60
50102435	Labor Mnt TD Meter	T2	46375	3/18/2012	279.82
50102440	Labor Mnt TD Hydrant	T2	46375	3/18/2012	1,182.41
50102440	Labor Mnt TD Hydrant	T2	46375	3/18/2012	459.31
50102440	Labor Mnt TD Hydrant	T2	46375	3/18/2012	3,055.09
50111300	LaborOper NS OT WT	T2	46375	3/18/2012	129.18
50111300	LaborOper NS OT WT	T2	46375	3/18/2012	32.29
50111300	LaborOper NS OT WT	T2	46375	3/18/2012	706.76
50111300	LaborOper NS OT WT	T2	46375	3/18/2012	1,156.18

Kentucky American Water Company  
Case No. 2012-00520  
Response to PSC DR1, Item 31

Account	Description	Doc Type	Document Number	Posting Date	Amount
50111300	LaborOper NS OT WT	T2	46375	3/18/2012	721.50
50111300	LaborOper NS OT WT	T2	46375	3/18/2012	1,290.00
50111305	LaborOperNS OT WT SE	T2	46375	3/18/2012	109.74
50111305	LaborOperNS OT WT SE	T2	46375	3/18/2012	352.76
50111305	LaborOperNS OT WT SE	T2	46375	3/18/2012	156.00
50111305	LaborOperNS OT WT SE	T2	46375	3/18/2012	956.89
50111400	LaborOper NS OT TD	T2	46375	3/18/2012	190.76
50111400	LaborOper NS OT TD	T2	46375	3/18/2012	38.70
50111415	LaborOperNS OT TD Ln	T2	46375	3/18/2012	180.42
50111415	LaborOperNS OT TD Ln	T2	46375	3/18/2012	225.37
50111420	LaborOperNS OT TD Mt	T2	46375	3/18/2012	3,663.57
50111500	LaborOper NS OT CA	T2	46375	3/18/2012	51.91
50111510	LaborOperNS OT CA MR	T2	46375	3/18/2012	246.15
50111520	LaborOperNS OT CA CS	T2	46375	3/18/2012	186.12
50112200	LaborMaint NS OT P	T2	46375	3/18/2012	318.37
50112300	LaborMaint NS OT WT	T2	46375	3/18/2012	614.25
50112300	LaborMaint NS OT WT	T2	46375	3/18/2012	371.56
50112420	LaborMaintNSOT TD Mn	T2	46375	3/18/2012	878.66
50112430	LaborMaintNSOT TD Sv	T2	46375	3/18/2012	401.39
50112430	LaborMaintNSOT TD Sv	T2	46375	3/18/2012	836.01
50171000	Annual Incent Plan	T3	46376	3/18/2012	3,666.75
50171000	Annual Incent Plan	T3	46376	3/18/2012	1,014.45
50171000	Annual Incent Plan	T3	46376	3/18/2012	207.68
50171000	Annual Incent Plan	T3	46376	3/18/2012	288.87
50171000	Annual Incent Plan	T3	46376	3/18/2012	544.66
50171000	Annual Incent Plan	T3	46376	3/18/2012	918.34
50171000	Annual Incent Plan	T3	46376	3/18/2012	1,437.77
50171000	Annual Incent Plan	T3	46376	3/18/2012	2,620.90
50171000	Annual Incent Plan	T3	46376	3/18/2012	405.97
50171000	Annual Incent Plan	T3	46376	3/18/2012	250.00
50171000	Annual Incent Plan	T3	46376	3/18/2012	292.31
50421000	401k Expense	T3	46290	3/18/2012	923.40
50421000	401k Expense	T3	46290	3/18/2012	176.91
50421000	401k Expense	T3	46290	3/18/2012	955.08
50421000	401k Expense	T3	46290	3/18/2012	421.89
50421000	401k Expense	T3	46290	3/18/2012	1,862.40
50421000	401k Expense	T3	46290	3/18/2012	608.00
50421000	401k Expense	T3	46376	3/18/2012	347.44
50421000	401k Expense	T3	46376	3/18/2012	35.25
50421000	401k Expense	T3	46376	3/18/2012	83.07
50421000	401k Expense	T3	46376	3/18/2012	57.78
50421000	401k Expense	T3	46376	3/18/2012	107.51
50421000	401k Expense	T3	46376	3/18/2012	183.67
50421000	401k Expense	T3	46376	3/18/2012	175.19
50421000	401k Expense	T3	46376	3/18/2012	1,612.65
50421000	401k Expense	T3	46376	3/18/2012	10.12
50421000	401k Expense	T3	46376	3/18/2012	23.25
50421000	401k Expense	T3	46376	3/18/2012	151.02
50421000	401k Expense	T3	46376	3/18/2012	57.98
50421000	401k Expense	T3	46376	3/18/2012	9.55
50421000	401k Expense	T3	46376	3/18/2012	75.43
50421000	401k Expense	T3	46376	3/18/2012	2.54
50421000	401k Expense	T3	46376	3/18/2012	7.29
50421000	401k Expense	T3	46376	3/18/2012	11.20
50421000	401k Expense	T3	46376	3/18/2012	12.90
50421000	401k Expense	T3	46376	3/18/2012	191.09
50421000	401k Expense	T3	46376	3/18/2012	329.74
50421000	401k Expense	T3	46376	3/18/2012	523.28
50421000	401k Expense	T3	46376	3/18/2012	259.22
50421000	401k Expense	T3	46376	3/18/2012	7.73
50421000	401k Expense	T3	46376	3/18/2012	153.94
50421000	401k Expense	T3	46376	3/18/2012	124.65
50421000	401k Expense	T3	46376	3/18/2012	103.14
50421000	401k Expense	T3	46376	3/18/2012	27.01
50421000	401k Expense	T3	46376	3/18/2012	21.74
50421000	401k Expense	T3	46376	3/18/2012	6.33
50422000	DCP Expense	T3	46344	3/18/2012	84.46
50422000	DCP Expense	T3	46376	3/18/2012	245.38
50422000	DCP Expense	T3	46376	3/18/2012	109.03
50422000	DCP Expense	T3	46376	3/18/2012	87.84
50422000	DCP Expense	T3	46376	3/18/2012	241.06
50422000	DCP Expense	T3	46376	3/18/2012	432.49
50422000	DCP Expense	T3	46376	3/18/2012	88.29
50422000	DCP Expense	T3	46376	3/18/2012	2,178.04
50422000	DCP Expense	T3	46376	3/18/2012	13.32
50422000	DCP Expense	T3	46376	3/18/2012	9.69
50422000	DCP Expense	T3	46376	3/18/2012	180.46

Kentucky American Water Company  
Case No. 2012-00520  
Response to PSC DR1, Item 31

Account	Description	Doc Type	Document Number	Posting Date	Amount
50422000	DCP Expense	T3	46376	3/18/2012	160.41
50422000	DCP Expense	T3	46376	3/18/2012	105.89
50422000	DCP Expense	T3	46376	3/18/2012	13.33
50422000	DCP Expense	T3	46376	3/18/2012	31.49
50422000	DCP Expense	T3	46376	3/18/2012	14.70
50422000	DCP Expense	T3	46376	3/18/2012	417.26
50422000	DCP Expense	T3	46376	3/18/2012	573.39
50422000	DCP Expense	T3	46376	3/18/2012	736.58
50422000	DCP Expense	T3	46376	3/18/2012	138.14
50422000	DCP Expense	T3	46376	3/18/2012	76.75
50422000	DCP Expense	T3	46376	3/18/2012	148.59
50422000	DCP Expense	T3	46376	3/18/2012	29.26
50422000	DCP Expense	T3	46376	3/18/2012	26.80
50422000	DCP Expense	T3	46376	3/18/2012	8.32
50510100	PBOP Cap Credits	T3	46376	3/18/2012	19,268.81
50510100	PBOP Cap Credits	T3	46376	3/18/2012	32.30
50510100	PBOP Cap Credits	T3	46376	3/18/2012	140.47
50510100	PBOP Cap Credits	T3	46376	3/18/2012	136.55
50510100	PBOP Cap Credits	T3	46376	3/18/2012	59.97
50510100	PBOP Cap Credits	T3	46376	3/18/2012	425.21
50510100	PBOP Cap Credits	T3	46376	3/18/2012	8.10
50510100	PBOP Cap Credits	T3	46376	3/18/2012	81.04
50550000	Group Insur Expense	T3	46376	3/18/2012	169.87
50550000	Group Insur Expense	T3	46376	3/18/2012	1,743.39
50550000	Group Insur Expense	T3	46376	3/18/2012	8.22
50550000	Group Insur Expense	T3	46376	3/18/2012	36.82
50550000	Group Insur Expense	T3	46376	3/18/2012	38.66
50550000	Group Insur Expense	T3	46376	3/18/2012	239.32
50550000	Group Insur Expense	T3	46376	3/18/2012	211.22
50550000	Group Insur Expense	T3	46376	3/18/2012	165.01
50550000	Group Insur Expense	T3	46376	3/18/2012	407.14
50550000	Group Insur Expense	T3	46376	3/18/2012	195.55
50550100	Group Ins Cap Creds	T3	46344	3/18/2012	299.24
50550100	Group Ins Cap Creds	T3	46376	3/18/2012	43,741.13
50550100	Group Ins Cap Creds	T3	46376	3/18/2012	85.43
50550100	Group Ins Cap Creds	T3	46376	3/18/2012	200.74
50550100	Group Ins Cap Creds	T3	46376	3/18/2012	813.99
50550100	Group Ins Cap Creds	T3	46376	3/18/2012	568.22
50550100	Group Ins Cap Creds	T3	46376	3/18/2012	71.06
50550100	Group Ins Cap Creds	T3	46376	3/18/2012	878.88
50550100	Group Ins Cap Creds	T3	46376	3/18/2012	47.21
50550100	Group Ins Cap Creds	T3	46376	3/18/2012	121.17
50550100	Group Ins Cap Creds	T3	46376	3/18/2012	52.04
50550100	Group Ins Cap Creds	T3	46376	3/18/2012	96.00
50550100	Group Ins Cap Creds	T3	46376	3/18/2012	312.79
50610100	Pension Cap Credits	T3	46376	3/18/2012	29,946.41
50610100	Pension Cap Credits	T3	46376	3/18/2012	50.19
50610100	Pension Cap Credits	T3	46376	3/18/2012	218.28
50610100	Pension Cap Credits	T3	46376	3/18/2012	212.21
50610100	Pension Cap Credits	T3	46376	3/18/2012	93.21
50610100	Pension Cap Credits	T3	46376	3/18/2012	660.85
50610100	Pension Cap Credits	T3	46376	3/18/2012	12.59
50610100	Pension Cap Credits	T3	46376	3/18/2012	125.94
52534000	Employee Expenses	T3	46376	3/18/2012	50.00
52534000	Employee Expenses	T3	46376	3/18/2012	64.04
52534000	Employee Expenses	T3	46376	3/18/2012	7.24
52534000	Employee Expenses	T3	46376	3/18/2012	5.33
52534000	Employee Expenses	T3	46376	3/18/2012	2.67
52534000	Employee Expenses	T3	46376	3/18/2012	5.72
55000100	Trans Cap Credits	T3	46344	3/18/2012	114.22
55000100	Trans Cap Credits	T3	46376	3/18/2012	1,135.45
55000100	Trans Cap Credits	T3	46376	3/18/2012	225.04
55000100	Trans Cap Credits	T3	46376	3/18/2012	147.45
55000100	Trans Cap Credits	T3	46376	3/18/2012	205.10
55000100	Trans Cap Credits	T3	46376	3/18/2012	376.60
55000100	Trans Cap Credits	T3	46376	3/18/2012	326.01
55000100	Trans Cap Credits	T3	46376	3/18/2012	3,861.96
55000100	Trans Cap Credits	T3	46376	3/18/2012	119.40
55000100	Trans Cap Credits	T3	46376	3/18/2012	6,831.17
55000100	Trans Cap Credits	T3	46376	3/18/2012	32.60
55000100	Trans Cap Credits	T3	46376	3/18/2012	76.61
55000100	Trans Cap Credits	T3	46376	3/18/2012	310.68
55000100	Trans Cap Credits	T3	46376	3/18/2012	216.91
55000100	Trans Cap Credits	T3	46376	3/18/2012	27.13
55000100	Trans Cap Credits	T3	46376	3/18/2012	335.47
55000100	Trans Cap Credits	T3	46376	3/18/2012	18.02
55000100	Trans Cap Credits	T3	46376	3/18/2012	46.25

Kentucky American Water Company  
Case No. 2012-00520  
Response to PSC DR1, Item 31

Account	Description	Doc Type	Document Number	Posting Date	Amount
55000100	Trans Cap Credits	T3	46376	3/18/2012	19.86
55000100	Trans Cap Credits	T3	46376	3/18/2012	36.64
55000100	Trans Cap Credits	T3	46376	3/18/2012	545.79
55000100	Trans Cap Credits	T3	46376	3/18/2012	1,292.57
55000100	Trans Cap Credits	T3	46376	3/18/2012	703.45
55000100	Trans Cap Credits	T3	46376	3/18/2012	384.40
55000100	Trans Cap Credits	T3	46376	3/18/2012	542.88
55000100	Trans Cap Credits	T3	46376	3/18/2012	119.11
55720100	Ins W/C Cap Credits	T3	46344	3/18/2012	30.57
55720100	Ins W/C Cap Credits	T3	46376	3/18/2012	4,468.17
55720100	Ins W/C Cap Credits	T3	46376	3/18/2012	8.72
55720100	Ins W/C Cap Credits	T3	46376	3/18/2012	20.51
55720100	Ins W/C Cap Credits	T3	46376	3/18/2012	83.12
55720100	Ins W/C Cap Credits	T3	46376	3/18/2012	58.03
55720100	Ins W/C Cap Credits	T3	46376	3/18/2012	7.26
55720100	Ins W/C Cap Credits	T3	46376	3/18/2012	89.77
55720100	Ins W/C Cap Credits	T3	46376	3/18/2012	4.82
55720100	Ins W/C Cap Credits	T3	46376	3/18/2012	12.38
55720100	Ins W/C Cap Credits	T3	46376	3/18/2012	5.32
55720100	Ins W/C Cap Credits	T3	46376	3/18/2012	9.80
55720100	Ins W/C Cap Credits	T3	46376	3/18/2012	31.96
62002400	M&S Maint TD	IR	720588	3/18/2012	(148.89)
62002400	M&S Maint TD	IR	720588	3/18/2012	(20.11)
62002400	M&S Maint TD	IR	720588	3/18/2012	(37.52)
62002400	M&S Maint TD	IR	720588	3/18/2012	(34.98)
68532000	FUTA	T3	46206	3/18/2012	22.11
68532000	FUTA	T3	46290	3/18/2012	42.00
68532000	FUTA	T3	46290	3/18/2012	42.00
68532000	FUTA	T3	46290	3/18/2012	30.84
68532000	FUTA	T3	46344	3/18/2012	8.36
68532000	FUTA	T3	46376	3/18/2012	25.60
68532000	FUTA	T3	46376	3/18/2012	0.06
68532000	FUTA	T3	46376	3/18/2012	5.39
68532000	FUTA	T3	46458	3/18/2012	(42.00)
68532000	FUTA	T3	46458	3/18/2012	(42.00)
68532000	FUTA	T3	46458	3/18/2012	(30.84)
68533000	FICA	T3	46206	3/18/2012	1,506.09
68533000	FICA	T3	46206	3/18/2012	281.90
68533000	FICA	T3	46290	3/18/2012	11,335.86
68533000	FICA	T3	46290	3/18/2012	3,305.54
68533000	FICA	T3	46290	3/18/2012	1,340.32
68533000	FICA	T3	46290	3/18/2012	746.94
68533000	FICA	T3	46290	3/18/2012	1,625.00
68533000	FICA	T3	46290	3/18/2012	1,826.58
68533000	FICA	T3	46290	3/18/2012	3,444.98
68533000	FICA	T3	46290	3/18/2012	7,744.70
68533000	FICA	T3	46290	3/18/2012	1,345.73
68533000	FICA	T3	46290	3/18/2012	795.60
68533000	FICA	T3	46290	3/18/2012	1,556.06
68533000	FICA	T3	46344	3/18/2012	106.48
68533000	FICA	T3	46376	3/18/2012	879.02
68533000	FICA	T3	46376	3/18/2012	135.79
68533000	FICA	T3	46376	3/18/2012	151.15
68533000	FICA	T3	46376	3/18/2012	211.80
68533000	FICA	T3	46376	3/18/2012	378.79
68533000	FICA	T3	46376	3/18/2012	342.09
68533000	FICA	T3	46376	3/18/2012	804.98
68533000	FICA	T3	46376	3/18/2012	121.07
68533000	FICA	T3	46376	3/18/2012	6,947.79
68533000	FICA	T3	46376	3/18/2012	34.00
68533000	FICA	T3	46376	3/18/2012	78.81
68533000	FICA	T3	46376	3/18/2012	310.03
68533000	FICA	T3	46376	3/18/2012	220.19
68533000	FICA	T3	46376	3/18/2012	29.22
68533000	FICA	T3	46376	3/18/2012	346.41
68533000	FICA	T3	46376	3/18/2012	18.27
68533000	FICA	T3	46376	3/18/2012	46.97
68533000	FICA	T3	46376	3/18/2012	20.82
68533000	FICA	T3	46376	3/18/2012	37.66
68533000	FICA	T3	46376	3/18/2012	650.62
68533000	FICA	T3	46376	3/18/2012	1,621.86
68533000	FICA	T3	46376	3/18/2012	1,560.12
68533000	FICA	T3	46376	3/18/2012	1,254.50
68533000	FICA	T3	46376	3/18/2012	25.53
68533000	FICA	T3	46376	3/18/2012	706.56
68533000	FICA	T3	46376	3/18/2012	306.42
68533000	FICA	T3	46376	3/18/2012	614.39



Kentucky American Water Company  
Case No. 2012-00520  
Response to PSC DR1, Item 31

Account	Description	Doc Type	Document Number	Posting Date	Amount
68533000	FICA	T3	46376	3/18/2012	140.32
68533000	FICA	T3	46376	3/18/2012	60.82
68533000	FICA	T3	46376	3/18/2012	12.04
68535000	SUTA	T3	46206	3/18/2012	390.61
68535000	SUTA	T3	46290	3/18/2012	126.00
68535000	SUTA	T3	46290	3/18/2012	126.00
68535000	SUTA	T3	46290	3/18/2012	71.97
68535000	SUTA	T3	46344	3/18/2012	22.53
68535000	SUTA	T3	46376	3/18/2012	1.93
68535000	SUTA	T3	46376	3/18/2012	1.75
68535000	SUTA	T3	46376	3/18/2012	0.29
68535000	SUTA	T3	46376	3/18/2012	156.07
68535000	SUTA	T3	46376	3/18/2012	0.46
68535000	SUTA	T3	46376	3/18/2012	38.50
68535000	SUTA	T3	46458	3/18/2012	(126.00)
68535000	SUTA	T3	46458	3/18/2012	(126.00)
68535000	SUTA	T3	46458	3/18/2012	(71.97)
71511000	M&J Revenues	RI	10176986	3/18/2012	(566.58)
71511000	M&J Revenues	RI	10177001	3/18/2012	(27,000.85)
71521000	M&J Expenses	T2	46375	3/18/2012	152.73
71521000	M&J Expenses	T2	46375	3/18/2012	152.13
71521000	M&J Expenses	T2	46375	3/18/2012	455.20
71521000	M&J Expenses	T2	46375	3/18/2012	127.27
71521000	M&J Expenses	T2	46375	3/18/2012	17.87
71521000	M&J Expenses	T2	46375	3/18/2012	17.87
71521000	M&J Expenses	T2	46375	3/18/2012	17.87
71521000	M&J Expenses	T2	46375	3/18/2012	17.87
71521000	M&J Expenses	T2	46375	3/18/2012	198.09
71521000	M&J Expenses	T2	46375	3/18/2012	346.87
71521000	M&J Expenses	T2	46375	3/18/2012	282.43
71521000	M&J Expenses	T3	46376	3/18/2012	47.36
71521000	M&J Expenses	T3	46376	3/18/2012	50.71
71521000	M&J Expenses	T3	46376	3/18/2012	200.04
71521000	M&J Expenses	T3	46376	3/18/2012	46.88
71521000	M&J Expenses	T3	46376	3/18/2012	6.60
71521000	M&J Expenses	T3	46376	3/18/2012	6.60
71521000	M&J Expenses	T3	46376	3/18/2012	6.60
71521000	M&J Expenses	T3	46376	3/18/2012	6.60
71521000	M&J Expenses	T3	46376	3/18/2012	73.53
71521000	M&J Expenses	T3	46376	3/18/2012	121.44
71521000	M&J Expenses	T3	46376	3/18/2012	100.55
71521000	M&J Expenses	T3	46376	3/18/2012	11.26
71521000	M&J Expenses	T3	46376	3/18/2012	11.20
71521000	M&J Expenses	T3	46376	3/18/2012	33.86
71521000	M&J Expenses	T3	46376	3/18/2012	9.43
71521000	M&J Expenses	T3	46376	3/18/2012	1.54
71521000	M&J Expenses	T3	46376	3/18/2012	1.54
71521000	M&J Expenses	T3	46376	3/18/2012	1.54
71521000	M&J Expenses	T3	46376	3/18/2012	1.54
71521000	M&J Expenses	T3	46376	3/18/2012	14.99
71521000	M&J Expenses	T3	46376	3/18/2012	25.21
71521000	M&J Expenses	T3	46376	3/18/2012	20.95
40111000	Res Sales Billed	JE	30996239	3/19/2012	(68,272.50)
40111000	Res Sales Billed	JE	30996239	3/19/2012	(5,981.90)
40111000	Res Sales Billed	JE	30996239	3/19/2012	(8.90)
40121000	Com Sales Billed	JE	30996239	3/19/2012	(40,464.37)
40121000	Com Sales Billed	JE	30996239	3/19/2012	(337.41)
40145000	Priv Fire Billed	JE	30996239	3/19/2012	(2,789.32)
40151000	Publ Auth Billed	JE	30996239	3/19/2012	(19,206.81)
40211000	Dom WW Svc Billed	JE	30996239	3/19/2012	4.32
40310400	OthRev-NSF Ck Chrg	JE	30996239	3/19/2012	(168.00)
40310500	OthRev-Appl/InitFee	JE	30996239	3/19/2012	(676.00)
40310500	OthRev-Appl/InitFee	JE	30996239	3/19/2012	(130.00)
40310500	OthRev-Appl/InitFee	JE	30996239	3/19/2012	(130.00)
40310700	OthRev-Reconnct Fee	JE	30996239	3/19/2012	(754.00)
40310700	OthRev-Reconnct Fee	JE	30996239	3/19/2012	(104.00)
51510012	Purchased Power P	EE	70003701	3/19/2012	862.84
51510012	Purchased Power P	EE	70003703	3/19/2012	45.84
51510013	Purchased Power WT	EE	70003704	3/19/2012	3,013.42
51510013	Purchased Power WT	EE	70003708	3/19/2012	351.51
51510014	Purchased Power TD	EE	70003706	3/19/2012	59.05
51510014	Purchased Power TD	EE	70003710	3/19/2012	99.75
52001400	M&S Oper TD	PV	43054370	3/19/2012	3,029.93
52501400	Misc Oper TD	PV	43054373	3/19/2012	16.95
52501400	Misc Oper TD	PV	43054375	3/19/2012	917.03
52501400	Misc Oper TD	PV	43054377	3/19/2012	200.63
52501400	Misc Oper TD	PV	43054379	3/19/2012	444.65

Kentucky American Water Company  
Case No. 2012-00520  
Response to PSC DR1, Item 31

Account	Description	Doc Type	Document Number	Posting Date	Amount
52501600	Misc Oper AG	PV	43054432	3/19/2012	(1.83)
52501600	Misc Oper AG	PV	43054432	3/19/2012	(0.11)
52532014	Electricity TD	EE	70003697	3/19/2012	189.79
52532014	Electricity TD	EE	70003699	3/19/2012	76.28
52532014	Electricity TD	EE	70003700	3/19/2012	52.90
52532014	Electricity TD	EE	70003702	3/19/2012	124.88
52532014	Electricity TD	EE	70003705	3/19/2012	107.14
52532014	Electricity TD	EE	70003707	3/19/2012	20.74
52532014	Electricity TD	EE	70003709	3/19/2012	42.95
52532016	Electricity AG	EE	70003698	3/19/2012	86.69
52550016	Janitorial AG	PV	43054386	3/19/2012	330.00
52585000	Discounts Available	PN	7851	3/19/2012	(30.31)
52585000	Discounts Available	PN	7851	3/19/2012	(33.98)
52585000	Discounts Available	PN	7851	3/19/2012	(14.56)
53150016	Contr Svc-Other AG	PV	43054388	3/19/2012	150.00
55000014	Trans Oper TD	PV	43054368	3/19/2012	723.94
57010015	Uncoll Accts Exp CA	JE	30996239	3/19/2012	(22.57)
57010015	Uncoll Accts Exp CA	JE	30996239	3/19/2012	(290.20)
62002400	M&S Maint TD	II	720714	3/19/2012	50.75
62002400	M&S Maint TD	II	720714	3/19/2012	15.73
62002400	M&S Maint TD	II	720714	3/19/2012	15.48
62002400	M&S Maint TD	II	720716	3/19/2012	52.68
62002400	M&S Maint TD	II	720718	3/19/2012	36.60
62002400	M&S Maint TD	II	720718	3/19/2012	24.02
62002400	M&S Maint TD	II	720718	3/19/2012	4.89
62002400	M&S Maint TD	II	720718	3/19/2012	16.17
62002400	M&S Maint TD	II	720718	3/19/2012	57.83
62002400	M&S Maint TD	II	720719	3/19/2012	52.67
62002400	M&S Maint TD	PV	43054371	3/19/2012	613.37
62502400	Misc Maint TD	PV	43054427	3/19/2012	17.94
62502400	Misc Maint TD	PV	43054435	3/19/2012	267.15
62520700	Misc Main Pvg/Bckfil	PV	43054399	3/19/2012	86.07
62520700	Misc Main Pvg/Bckfil	PV	43054407	3/19/2012	79.50
62520700	Misc Main Pvg/Bckfil	PV	43054409	3/19/2012	79.50
62520700	Misc Main Pvg/Bckfil	PV	43054414	3/19/2012	87.98
68520000	Property Taxes	JE	30996110	3/19/2012	9,486.78
40111000	Res Sales Billed	JE	30996315	3/20/2012	(445.00)
40111000	Res Sales Billed	JE	30996315	3/20/2012	64.16
40111000	Res Sales Billed	JE	30996315	3/20/2012	(23.97)
40121000	Com Sales Billed	JE	30996315	3/20/2012	(3,027.29)
40145000	Priv Fire Billed	JE	30996315	3/20/2012	17.40
40151000	Publ Auth Billed	JE	30996315	3/20/2012	(293.70)
40171000	Misc Sales Billed	JE	30996315	3/20/2012	(2,168.00)
40211000	Dom WW Svc Billed	JE	30996315	3/20/2012	(22.45)
40310400	OthRev-NSF Ck Chrg	JE	30996315	3/20/2012	(12.00)
40310500	OthRev-Appl/InitFee	JE	30996315	3/20/2012	(52.00)
52532014	Electricity TD	EE	70003995	3/20/2012	35.46
52532014	Electricity TD	EE	70003996	3/20/2012	59.68
52532014	Electricity TD	EE	70003997	3/20/2012	137.20
52574016	Telephone AG	TC	30996172	3/20/2012	160.01
52574016	Telephone AG	TC	30996173	3/20/2012	245.70
52574016	Telephone AG	TC	30996174	3/20/2012	2,001.03
52574113	Cell Phone WT	TC	30996238	3/20/2012	65.55
52574114	Cell Phone TD	TC	30996189	3/20/2012	179.70
52574116	Cell Phone AG	TC	30996189	3/20/2012	92.21
52574116	Cell Phone AG	TC	30996189	3/20/2012	44.93
52574116	Cell Phone AG	TC	30996189	3/20/2012	328.72
52574116	Cell Phone AG	TC	30996238	3/20/2012	298.63
52574116	Cell Phone AG	TC	30996238	3/20/2012	1,854.35
52574116	Cell Phone AG	TC	30996238	3/20/2012	68.75
52574116	Cell Phone AG	TC	30996238	3/20/2012	519.91
52574116	Cell Phone AG	TC	30996238	3/20/2012	38.29
52574116	Cell Phone AG	TC	30996238	3/20/2012	62.70
52574116	Cell Phone AG	TC	30996238	3/20/2012	61.70
52574116	Cell Phone AG	TC	30996238	3/20/2012	106.70
52574116	Cell Phone AG	TC	30996238	3/20/2012	834.49
52574116	Cell Phone AG	TC	30996238	3/20/2012	144.72
52574116	Cell Phone AG	TC	30996238	3/20/2012	289.71
52574116	Cell Phone AG	TC	30996238	3/20/2012	263.03
52574116	Cell Phone AG	TC	30996238	3/20/2012	(0.99)
52574116	Cell Phone AG	TC	30996238	3/20/2012	86.03
52585000	Discounts Available	PN	7855	3/20/2012	(102.44)
52585000	Discounts Available	PN	7855	3/20/2012	(102.44)
52585000	Discounts Available	PX	6042	3/20/2012	(531.20)
53150015	Contr Svc-Other CA	PV	43054815	3/20/2012	2,607.68
57010015	Uncoll Accts Exp CA	JE	30996315	3/20/2012	(246.29)
40111000	Res Sales Billed	JE	30996493	3/21/2012	(87,851.95)

Kentucky American Water Company  
Case No. 2012-00520  
Response to PSC DR1, Item 31

Account	Description	Doc Type	Document Number	Posting Date	Amount
40111000	Res Sales Billed	JE	30996493	3/21/2012	(13,159.11)
40111000	Res Sales Billed	JE	30996493	3/21/2012	(5.34)
40111000	Res Sales Billed	JE	30996493	3/21/2012	(62.49)
40121000	Com Sales Billed	JE	30996493	3/21/2012	(107,025.50)
40121000	Com Sales Billed	JE	30996493	3/21/2012	(43.14)
40131000	Ind Sales Billed	JE	30996493	3/21/2012	(199.72)
40145000	Priv Fire Billed	JE	30996493	3/21/2012	(14,603.44)
40151000	Publ Auth Billed	JE	30996493	3/21/2012	(2,523.51)
40211000	Dom WW Svc Billed	JE	30996493	3/21/2012	(10.36)
40310400	OthRev-NSF Ck Chrg	JE	30996493	3/21/2012	(84.00)
40310500	OthRev-Appl/InitFee	JE	30996493	3/21/2012	(1,482.00)
40310500	OthRev-Appl/InitFee	JE	30996493	3/21/2012	(52.00)
40310500	OthRev-Appl/InitFee	JE	30996493	3/21/2012	(130.00)
40310500	OthRev-Appl/InitFee	JE	30996493	3/21/2012	(26.00)
40310700	OthRev-Reconnct Fee	JE	30996493	3/21/2012	(2,704.00)
40310700	OthRev-Reconnct Fee	JE	30996493	3/21/2012	(338.00)
50450016	Other Welfare AG	PV	43055501	3/21/2012	94.70
51010000	Purchased Water	PV	43055905	3/21/2012	9.76
51010000	Purchased Water	PV	43055909	3/21/2012	11,652.21
52001300	M&S Oper WT	PV	43055898	3/21/2012	369.41
52001600	M&S Oper AG	PV	43055501	3/21/2012	117.31
52001600	M&S Oper AG	PV	43055861	3/21/2012	2,009.00
52501300	Misc Oper WT	PV	43055898	3/21/2012	137.78
52501600	Misc Oper AG	PV	43055501	3/21/2012	224.70
52520000	Collection Agencies	PV	43055839	3/21/2012	3,377.64
52520000	Collection Agencies	PV	43055843	3/21/2012	301.68
52520000	Collection Agencies	PV	43055873	3/21/2012	5,757.86
52520000	Collection Agencies	PV	43056113	3/21/2012	(48.28)
52535000	Meals Deductible	PV	43055501	3/21/2012	155.05
52535000	Meals Deductible	PV	43055501	3/21/2012	58.66
52562016	Off&Adm Supplies AG	PV	43055501	3/21/2012	64.02
52562016	Off&Adm Supplies AG	PV	43055857	3/21/2012	527.62
52562016	Off&Adm Supplies AG	PV	43055867	3/21/2012	598.65
52562516	Overnight Shippng AG	PV	43055851	3/21/2012	35.24
52562516	Overnight Shippng AG	PV	43055887	3/21/2012	100.35
52562516	Overnight Shippng AG	PV	43055895	3/21/2012	160.52
52562516	Overnight Shippng AG	PV	43055901	3/21/2012	251.03
52571100	Add'l Security Costs	PV	43055853	3/21/2012	2,668.64
52571100	Add'l Security Costs	PV	43055856	3/21/2012	715.20
52574015	Telephone CA	PV	43055836	3/21/2012	52.42
52578014	Trash Removal TD	PV	43056156	3/21/2012	1,525.53
52578014	Trash Removal TD	PV	43056179	3/21/2012	84.50
52578016	Trash Removal AG	PV	43055881	3/21/2012	95.95
52583016	Water & WW AG	PV	43055491	3/21/2012	17.56
52583016	Water & WW AG	PV	43055493	3/21/2012	26.34
52583016	Water & WW AG	PV	43055496	3/21/2012	6.21
52585000	Discounts Available	PN	7857	3/21/2012	(57.17)
52585000	Discounts Available	PN	7857	3/21/2012	(11.57)
52585000	Discounts Available	PK	62065281	3/21/2012	(4.72)
53150013	Contr Svc-Other WT	PV	43055916	3/21/2012	521.00
53150016	Contr Svc-Other AG	PV	43055530	3/21/2012	14.00
53150016	Contr Svc-Other AG	PV	43055865	3/21/2012	1,445.00
53151015	Contr Svc-Temp EE CA	PV	43055497	3/21/2012	8.80
53155000	Contr Svc-Legal	PV	43055846	3/21/2012	25.00
54140016	Rents-Equip AG	PV	43055933	3/21/2012	206.57
54140016	Rents-Equip AG	PV	43055962	3/21/2012	202.66
54140016	Rents-Equip AG	PV	43056038	3/21/2012	969.99
54140016	Rents-Equip AG	PV	43056039	3/21/2012	317.63
54140016	Rents-Equip AG	PV	43056040	3/21/2012	437.43
54140016	Rents-Equip AG	PV	43056040	3/21/2012	396.84
54140016	Rents-Equip AG	PV	43056040	3/21/2012	205.98
54140016	Rents-Equip AG	PV	43056040	3/21/2012	205.98
54140016	Rents-Equip AG	PV	43056043	3/21/2012	508.23
57010015	Uncoll Accts Exp CA	JE	30996493	3/21/2012	(363.50)
62002300	M&S Maint WT	PV	43055868	3/21/2012	630.00
62002300	M&S Maint WT	PV	43055868	3/21/2012	1,680.00
62002300	M&S Maint WT	PV	43055868	3/21/2012	1,050.00
62002300	M&S Maint WT	PV	43055868	3/21/2012	630.00
62002300	M&S Maint WT	PV	43055898	3/21/2012	37.90
62002400	M&S Maint TD	PV	43056180	3/21/2012	325.91
62502400	Misc Maint TD	ST	30996274	3/21/2012	1.08
62502400	Misc Maint TD	PV	43056158	3/21/2012	479.93
68532000	FUTA	JE	9911	3/21/2012	(23.93)
68535000	SUTA	JE	9911	3/21/2012	(4.25)
71511000	M&J Revenues	RI	10172152	3/21/2012	345.79
71511000	M&J Revenues	RI	10170910	3/21/2012	381.76
40111000	Res Sales Billed	JE	30996559	3/22/2012	(183,074.37)

Kentucky American Water Company  
Case No. 2012-00520  
Response to PSC DR1, Item 31

Account	Description	Doc Type	Document Number	Posting Date	Amount
40111000	Res Sales Billed	JE	30996559	3/22/2012	(9.62)
40111000	Res Sales Billed	JE	30996559	3/22/2012	(11,225.36)
40121000	Com Sales Billed	JE	30996559	3/22/2012	(66,029.19)
40121000	Com Sales Billed	JE	30996559	3/22/2012	(8.90)
40121000	Com Sales Billed	JE	30996559	3/22/2012	(1,334.36)
40131000	Ind Sales Billed	JE	30996559	3/22/2012	(139.23)
40131000	Ind Sales Billed	JE	30996559	3/22/2012	(196.80)
40145000	Priv Fire Billed	JE	30996559	3/22/2012	(3,572.24)
40151000	Publ Auth Billed	JE	30996559	3/22/2012	(1,460.12)
40161000	SlS/Rsle Billed	JE	30996559	3/22/2012	(79.23)
40211000	Dom WW Svc Billed	JE	30996559	3/22/2012	(1,713.94)
40211000	Dom WW Svc Billed	JE	30996559	3/22/2012	(10.94)
40221000	Com WW Svc Billed	JE	30996559	3/22/2012	(456.11)
40231000	Ind WW Svc Billed	JE	30996559	3/22/2012	(55.76)
40310400	OthRev-NSF Ck Chrg	JE	30996559	3/22/2012	(96.00)
40310500	OthRev-Appl/InitFee	JE	30996559	3/22/2012	(1,066.00)
40310500	OthRev-Appl/InitFee	JE	30996559	3/22/2012	(780.00)
40310700	OthRev-Reconnct Fee	JE	30996559	3/22/2012	(1,976.00)
40310700	OthRev-Reconnct Fee	JE	30996559	3/22/2012	(260.00)
51010000	Purchased Water	PV	43056303	3/22/2012	11,837.59
51510012	Purchased Power P	EE	70004591	3/22/2012	1,108.49
51510013	Purchased Power WT	EE	70004635	3/22/2012	5,805.94
52510015	Bank Svc Charges-CA	PV	43056700	3/22/2012	7,090.72
52574015	Telephone CA	TC	30996361	3/22/2012	38.26
52574015	Telephone CA	TC	30996362	3/22/2012	38.26
52574015	Telephone CA	TC	30996363	3/22/2012	38.26
52574015	Telephone CA	TC	30996364	3/22/2012	270.92
52574015	Telephone CA	TC	30996365	3/22/2012	1,153.07
52574015	Telephone CA	TC	30996366	3/22/2012	108.41
52574015	Telephone CA	TC	30996367	3/22/2012	148.81
52574015	Telephone CA	TC	30996368	3/22/2012	2,446.92
52574015	Telephone CA	TC	30996369	3/22/2012	66.92
52574016	Telephone AG	TC	30996368	3/22/2012	47.13
52574016	Telephone AG	TC	30996482	3/22/2012	16.48
52574016	Telephone AG	TC	30996482	3/22/2012	12.88
53150016	Contr Svc-Other AG	PV	43056425	3/22/2012	273.84
54140016	Rents-Equip AG	PV	43056452	3/22/2012	210.28
57010015	Uncoll Accts Exp CA	JE	30996559	3/22/2012	(127.58)
75810000	Donations Deductible	PS	43056299	3/22/2012	1,200.00
75810000	Donations Deductible	PS	43056300	3/22/2012	1,500.00
40111000	Res Sales Billed	JE	30996672	3/23/2012	(278,520.16)
40111000	Res Sales Billed	JE	30996672	3/23/2012	(31.98)
40111000	Res Sales Billed	JE	30996672	3/23/2012	(35.72)
40121000	Com Sales Billed	JE	30996672	3/23/2012	(199,948.55)
40145000	Priv Fire Billed	JE	30996672	3/23/2012	(10,675.00)
40151000	Publ Auth Billed	JE	30996672	3/23/2012	(5,729.40)
40171000	Misc Sales Billed	JE	30996672	3/23/2012	2.70
40211000	Dom WW Svc Billed	JE	30996672	3/23/2012	(36.54)
40310400	OthRev-NSF Ck Chrg	JE	30996672	3/23/2012	(192.00)
40310400	OthRev-NSF Ck Chrg	JE	30996672	3/23/2012	(12.00)
40310500	OthRev-Appl/InitFee	JE	30996672	3/23/2012	(4,498.00)
40310700	OthRev-Reconnct Fee	JE	30996672	3/23/2012	(5,252.00)
40310700	OthRev-Reconnct Fee	JE	30996672	3/23/2012	(26.00)
50510100	PBOP Cap Credits	T1	46374	3/23/2012	(24,378.78)
50550000	Group Insur Expense	T1	46374	3/23/2012	(14,026.07)
50550100	Group Ins Cap Creds	T1	46374	3/23/2012	(55,718.03)
50610100	Pension Cap Credits	T1	46374	3/23/2012	(37,888.04)
51510012	Purchased Power P	EE	70004867	3/23/2012	20.01
51510013	Purchased Power WT	EE	70004843	3/23/2012	56,201.10
52001400	M&S Oper TD	PV	43057784	3/23/2012	40.32
52001400	M&S Oper TD	PS	43057906	3/23/2012	464.00
52001600	M&S Oper AG	PV	43057773	3/23/2012	67.92
52001600	M&S Oper AG	PV	43057776	3/23/2012	81.66
52501400	Misc Oper TD	PV	43057767	3/23/2012	513.42
52501400	Misc Oper TD	PV	43057777	3/23/2012	465.67
52532014	Electricity TD	EE	70004866	3/23/2012	43.28
52532014	Electricity TD	EE	70004868	3/23/2012	20.71
52542015	Forms CA	PV	43057913	3/23/2012	11,394.73
52542015	Forms CA	PV	43057914	3/23/2012	3,166.16
52562016	Off&Adm Supplies AG	ST	30996523	3/23/2012	3.84
52562016	Off&Adm Supplies AG	ST	30996528	3/23/2012	31.66
52562016	Off&Adm Supplies AG	ST	30996528	3/23/2012	35.92
52562016	Off&Adm Supplies AG	PV	43057840	3/23/2012	135.81
52562516	Overnight Shippng AG	PV	43057823	3/23/2012	31.09
52574015	Telephone CA	ST	30996538	3/23/2012	2.70
52583016	Water & WW AG	PV	43057824	3/23/2012	15.56
52583016	Water & WW AG	PV	43057825	3/23/2012	623.38

Kentucky American Water Company  
Case No. 2012-00520  
Response to PSC DR1, Item 31

Account	Description	Doc Type	Document Number	Posting Date	Amount
52583016	Water & WW AG	PV	43057829	3/23/2012	21.95
52583016	Water & WW AG	PV	43057831	3/23/2012	30.73
52583016	Water & WW AG	PV	43057834	3/23/2012	8.78
52583016	Water & WW AG	PV	43057836	3/23/2012	17.56
52583016	Water & WW AG	PV	43057837	3/23/2012	26.34
52583016	Water & WW AG	PV	43057839	3/23/2012	972.01
52583016	Water & WW AG	PV	43057845	3/23/2012	30.73
52583016	Water & WW AG	PV	43057850	3/23/2012	972.01
52583016	Water & WW AG	PV	43057857	3/23/2012	17.56
52585000	Discounts Available	PK	62065306	3/23/2012	(11.09)
52585000	Discounts Available	PK	62065307	3/23/2012	(6.38)
53150013	Contr Svc-Other WT	ST	30996528	3/23/2012	31.26
53151015	Contr Svc-Temp EE CA	PV	43057827	3/23/2012	110.51
53151015	Contr Svc-Temp EE CA	PV	43057842	3/23/2012	23.64
53151015	Contr Svc-Temp EE CA	PV	43057843	3/23/2012	780.00
53151015	Contr Svc-Temp EE CA	PV	43057846	3/23/2012	780.00
53151015	Contr Svc-Temp EE CA	PV	43057848	3/23/2012	624.00
53151015	Contr Svc-Temp EE CA	PV	43057852	3/23/2012	312.00
53151015	Contr Svc-Temp EE CA	PV	43057853	3/23/2012	780.00
55000016	Trans Oper AG	PV	43057780	3/23/2012	555.91
55000100	Trans Cap Credits	T1	46374	3/23/2012	(1,212.45)
55000100	Trans Cap Credits	T1	46374	3/23/2012	(1,796.99)
55000100	Trans Cap Credits	T1	46374	3/23/2012	(147.45)
55000100	Trans Cap Credits	T1	46374	3/23/2012	(205.10)
55000100	Trans Cap Credits	T1	46374	3/23/2012	(376.60)
55000100	Trans Cap Credits	T1	46374	3/23/2012	(326.01)
55000100	Trans Cap Credits	T1	46374	3/23/2012	(4,054.36)
55000100	Trans Cap Credits	T1	46374	3/23/2012	(9,442.28)
55000100	Trans Cap Credits	T1	46374	3/23/2012	(545.79)
55000100	Trans Cap Credits	T1	46374	3/23/2012	(1,292.57)
55000100	Trans Cap Credits	T1	46374	3/23/2012	(703.45)
55000100	Trans Cap Credits	T1	46374	3/23/2012	(405.15)
55000100	Trans Cap Credits	T1	46374	3/23/2012	(641.45)
55000100	Trans Cap Credits	T1	46374	3/23/2012	(119.11)
55010400	Trans Emp Reimb Co	T1	46374	3/23/2012	(46.06)
55010400	Trans Emp Reimb Co	T1	46374	3/23/2012	(37.40)
55720100	Ins W/C Cap Credits	T1	46374	3/23/2012	(5,691.68)
57010015	Uncoll Accts Exp CA	JE	30996672	3/23/2012	(103.92)
57010015	Uncoll Accts Exp CA	JE	30996672	3/23/2012	(367.16)
62002400	M&S Maint TD	PV	43057771	3/23/2012	409.36
62002400	M&S Maint TD	PV	43057782	3/23/2012	956.60
62002400	M&S Maint TD	IR	721678	3/23/2012	(379.28)
62002400	M&S Maint TD	IR	721678	3/23/2012	(80.45)
62002400	M&S Maint TD	IR	721678	3/23/2012	(44.04)
62002400	M&S Maint TD	IR	721679	3/23/2012	(39.05)
62002400	M&S Maint TD	IR	721679	3/23/2012	(83.55)
62002400	M&S Maint TD	IR	721680	3/23/2012	(683.53)
71511000	M&J Revenues	RI	10176194	3/23/2012	27,005.85
71521000	M&J Expenses	II	721684	3/23/2012	683.53
52001400	M&S Oper TD	ST	30996633	3/24/2012	27.84
54140016	Rents-Equip AG	ST	30996646	3/24/2012	3.05
71511000	M&J Revenues	RI	10176966	3/24/2012	(2,163.50)
71511000	M&J Revenues	RI	10176989	3/24/2012	(2,835.45)
71511000	M&J Revenues	RI	10176992	3/24/2012	(845.14)
40111000	Res Sales Billed	JE	30996832	3/26/2012	(173,878.08)
40121000	Com Sales Billed	JE	30996832	3/26/2012	(72,222.02)
40131000	Ind Sales Billed	JE	30996832	3/26/2012	(2,229.09)
40145000	Priv Fire Billed	JE	30996832	3/26/2012	(4,640.58)
40151000	Publ Auth Billed	JE	30996832	3/26/2012	(7,263.46)
40310400	OthRev-NSF Ck Chrg	JE	30996832	3/26/2012	(72.00)
40310500	OthRev-App/InitFee	JE	30996832	3/26/2012	(1,326.00)
40310500	OthRev-App/InitFee	JE	30996832	3/26/2012	(78.00)
40310700	OthRev-Reconnct Fee	JE	30996832	3/26/2012	(2,574.00)
52532014	Electricity TD	EE	70005052	3/26/2012	29.66
52585000	Discounts Available	PN	7868	3/26/2012	(34.39)
52585000	Discounts Available	PU	17853	3/26/2012	(5.13)
52585000	Discounts Available	PU	17853	3/26/2012	(0.40)
57010015	Uncoll Accts Exp CA	JE	30996832	3/26/2012	(241.09)
71511000	M&J Revenues	RI	10177057	3/26/2012	(580.00)
75810000	Donations Deductible	PS	43058649	3/26/2012	500.00
40111000	Res Sales Billed	JE	30996904	3/27/2012	(163,811.60)
40111000	Res Sales Billed	JE	30996904	3/27/2012	(76.72)
40121000	Com Sales Billed	JE	30996904	3/27/2012	(20,631.84)
40145000	Priv Fire Billed	JE	30996904	3/27/2012	1,799.75
40151000	Publ Auth Billed	JE	30996904	3/27/2012	(12,226.55)
40310400	OthRev-NSF Ck Chrg	JE	30996904	3/27/2012	(60.00)
40310500	OthRev-App/InitFee	JE	30996904	3/27/2012	(2,626.00)

Kentucky American Water Company  
Case No. 2012-00520  
Response to PSC DR1, Item 31

Account	Description	Doc Type	Document Number	Posting Date	Amount
40310500	OthRev-Appl/InitFee	JE	30996904	3/27/2012	(26.00)
40310700	OthRev-Reconnct Fee	JE	30996904	3/27/2012	(2,054.00)
50422000	DCP Expense	JE	30996854	3/27/2012	7,091.00
51010000	Purchased Water	PV	43059736	3/27/2012	241.26
51510014	Purchased Power TD	EE	70005249	3/27/2012	4.41
52001400	M&S Oper TD	ST	30996797	3/27/2012	2.42
52501400	Misc Oper TD	ST	30996797	3/27/2012	30.81
52501600	Misc Oper AG	PV	43059753	3/27/2012	87.00
52510015	Bank Svc Charges-CA	PV	43060203	3/27/2012	8,296.98
52532014	Electricity TD	EE	70005213	3/27/2012	31.55
52532014	Electricity TD	EE	70005214	3/27/2012	192.10
52532014	Electricity TD	EE	70005215	3/27/2012	79.17
52542015	Forms CA	PV	43059871	3/27/2012	1,572.35
52562016	Off&Adm Supplies AG	ST	30996797	3/27/2012	8.15
52567000	Relocation Expenses	PV	43059729	3/27/2012	250.00
52574016	Telephone AG	TC	30996752	3/27/2012	97.00
52574016	Telephone AG	TC	30996813	3/27/2012	3.33
52574016	Telephone AG	TC	30996813	3/27/2012	6.44
52574016	Telephone AG	TC	30996813	3/27/2012	2.20
52585000	Discounts Available	PK	62065324	3/27/2012	(29.60)
52585000	Discounts Available	PK	62065324	3/27/2012	(2.20)
53150015	Contr Svc-Other CA	PV	43059906	3/27/2012	11,977.61
57010015	Uncoll Accts Exp CA	JE	30996904	3/27/2012	(118.13)
57010015	Uncoll Accts Exp CA	JE	30996904	3/27/2012	(107.87)
62002400	M&S Maint TD	ST	30996797	3/27/2012	57.40
62002400	M&S Maint TD	II	722098	3/27/2012	4.46
62002400	M&S Maint TD	II	722098	3/27/2012	7.82
62002400	M&S Maint TD	II	722100	3/27/2012	52.68
62002400	M&S Maint TD	II	722102	3/27/2012	52.67
62002400	M&S Maint TD	II	722106	3/27/2012	52.68
40111000	Res Sales Billed	JE	30997090	3/28/2012	(165,257.19)
40111000	Res Sales Billed	JE	30997090	3/28/2012	(60.17)
40121000	Com Sales Billed	JE	30997090	3/28/2012	(25,513.92)
40121000	Com Sales Billed	JE	30997090	3/28/2012	(12.52)
40145000	Priv Fire Billed	JE	30997090	3/28/2012	(3,049.42)
40151000	Publ Auth Billed	JE	30997090	3/28/2012	(502.68)
40211000	Dom WW Svc Billed	JE	30997090	3/28/2012	4.83
40221000	Com WW Svc Billed	JE	30997090	3/28/2012	(4.77)
40310400	OthRev-NSF Ck Chrg	JE	30997090	3/28/2012	(60.00)
40310500	OthRev-Appl/InitFee	JE	30997090	3/28/2012	(1,222.00)
40310500	OthRev-Appl/InitFee	JE	30997090	3/28/2012	(78.00)
40310700	OthRev-Reconnct Fee	JE	30997090	3/28/2012	(1,391.00)
50101305	Labor Oper WT SupEng	JE	30996930	3/28/2012	7,173.00
50101400	Labor Oper TD	JE	30996930	3/28/2012	5,358.00
50101405	Labor Oper TD SupEng	JE	30996930	3/28/2012	4,848.00
50101405	Labor Oper TD SupEng	JE	30996930	3/28/2012	1,399.00
50101600	Labor Oper AG	JE	30996930	3/28/2012	14,777.00
50101600	Labor Oper AG	JE	30996930	3/28/2012	20,359.00
50101600	Labor Oper AG	JE	30996930	3/28/2012	1,725.00
50101600	Labor Oper AG	JE	30996930	3/28/2012	2,376.00
50101600	Labor Oper AG	JE	30996930	3/28/2012	4,508.00
50101600	Labor Oper AG	JE	30996930	3/28/2012	3,720.00
50101600	Labor Oper AG	JE	30996930	3/28/2012	45,371.00
50101600	Labor Oper AG	JE	30996930	3/28/2012	108,127.00
50101600	Labor Oper AG	JE	30996930	3/28/2012	6,038.00
50101600	Labor Oper AG	JE	30996930	3/28/2012	13,340.00
50426000	Retiree Medical Exp	JE	30996915	3/28/2012	41.45
50451000	Employee Awards	PV	43060331	3/28/2012	123.60
50452000	Emp Physical Exams	PV	43060401	3/28/2012	70.00
51510012	Purchased Power P	EE	70005462	3/28/2012	466.61
51510012	Purchased Power P	EE	70005463	3/28/2012	1,476.00
52501600	Misc Oper AG	PV	43060404	3/28/2012	2,500.00
52532013	Electricity WT	EE	70005567	3/28/2012	44.35
52532014	Electricity TD	EE	70005460	3/28/2012	19.90
52532014	Electricity TD	EE	70005461	3/28/2012	54.89
52532014	Electricity TD	EE	70005464	3/28/2012	81.82
52532014	Electricity TD	EE	70005530	3/28/2012	192.85
52585000	Discounts Available	PX	6209	3/28/2012	(1.74)
52585000	Discounts Available	PK	62065329	3/28/2012	(29.03)
53150016	Contr Svc-Other AG	PV	43060544	3/28/2012	795.00
53155000	Contr Svc-Legal	PV	43060540	3/28/2012	1,843.35
57010015	Uncoll Accts Exp CA	JE	30997090	3/28/2012	(89.26)
62520700	Misc Main Pvg/Bckfil	PV	43060526	3/28/2012	3,433.80
62520700	Misc Main Pvg/Bckfil	PV	43060530	3/28/2012	5,310.80
71521000	M&J Expenses	PV	43060526	3/28/2012	124.20
40111000	Res Sales Billed	JE	30997621	3/29/2012	(189,021.04)
40111000	Res Sales Billed	JE	30997621	3/29/2012	(25.81)

Kentucky American Water Company  
Case No. 2012-00520  
Response to PSC DR1, Item 31

Account	Description	Doc Type	Document Number	Posting Date	Amount
40111000	Res Sales Billed	JE	30997621	3/29/2012	(122.29)
40121000	Com Sales Billed	JE	30997621	3/29/2012	(27,228.24)
40145000	Priv Fire Billed	JE	30997621	3/29/2012	803.22
40151000	Publ Auth Billed	JE	30997621	3/29/2012	(957.48)
40211000	Dom WW Svc Billed	JE	30997621	3/29/2012	(145.89)
40310400	OthRev-NSF Ck Chrg	JE	30997621	3/29/2012	(72.00)
40310500	OthRev-Appl/InitFee	JE	30997621	3/29/2012	(1,846.00)
40310700	OthRev-Reconnct Fee	JE	30997621	3/29/2012	(2,522.00)
40310700	OthRev-Reconnct Fee	JE	30997621	3/29/2012	(26.00)
50171000	Annual Incent Plan	JE	30997097	3/29/2012	5,027.95
51110000	Waste Disposal	ID	722955	3/29/2012	4,656.70
51800000	Chemicals	ID	722955	3/29/2012	4,883.76
51800000	Chemicals	ID	722955	3/29/2012	2,073.16
51800000	Chemicals	ID	722955	3/29/2012	5,256.03
51800000	Chemicals	ID	722955	3/29/2012	4,749.71
51800000	Chemicals	ID	722955	3/29/2012	31,588.42
51800000	Chemicals	ID	722955	3/29/2012	3,591.96
51800000	Chemicals	ID	722955	3/29/2012	282.31
51800000	Chemicals	ID	722955	3/29/2012	809.44
52532013	Electricity WT	EE	70005746	3/29/2012	95.93
52574015	Telephone CA	TC	30996992	3/29/2012	49.60
52574015	Telephone CA	TC	30997305	3/29/2012	378.73
52574016	Telephone AG	TC	30996960	3/29/2012	20.10
52574016	Telephone AG	TC	30996960	3/29/2012	0.97
52574016	Telephone AG	TC	30997055	3/29/2012	297.30
52574016	Telephone AG	TC	30997055	3/29/2012	297.30
52574016	Telephone AG	TC	30997055	3/29/2012	297.30
52574016	Telephone AG	TC	30997305	3/29/2012	161.86
52585000	Discounts Available	PX	6237	3/29/2012	(2.02)
52585000	Discounts Available	PK	62065335	3/29/2012	(58.06)
52585000	Discounts Available	PK	62065335	3/29/2012	(84.53)
53150016	Contr Svc-Other AG	PV	43061233	3/29/2012	257.50
57010015	Uncoll Accts Exp CA	JE	30997621	3/29/2012	2,767.21
57010015	Uncoll Accts Exp CA	JE	30997621	3/29/2012	34,819.45
62002300	M&S Maint WT	PD	43061183	3/29/2012	(73.18)
62002400	M&S Maint TD	JE	30997307	3/29/2012	(21.16)
62002400	M&S Maint TD	JE	30997307	3/29/2012	(6.27)
62002400	M&S Maint TD	JE	30997310	3/29/2012	(152.03)
62002400	M&S Maint TD	JE	30997310	3/29/2012	(14.80)
62002400	M&S Maint TD	JE	30997518	3/29/2012	(78.29)
62002400	M&S Maint TD	JE	30997521	3/29/2012	(130.91)
62002400	M&S Maint TD	JE	30997521	3/29/2012	(78.75)
62002400	M&S Maint TD	IR	722981	3/29/2012	(176.18)
62002400	M&S Maint TD	IR	722981	3/29/2012	(241.35)
62002400	M&S Maint TD	IR	722981	3/29/2012	(101.49)
62002400	M&S Maint TD	IR	722981	3/29/2012	(37.09)
62002400	M&S Maint TD	IR	722981	3/29/2012	(70.42)
62002400	M&S Maint TD	II	722982	3/29/2012	311.50
62002400	M&S Maint TD	II	722982	3/29/2012	4.55
62002400	M&S Maint TD	II	722982	3/29/2012	125.35
62002400	M&S Maint TD	II	722982	3/29/2012	9.54
62002400	M&S Maint TD	II	722982	3/29/2012	15.47
62002400	M&S Maint TD	II	722982	3/29/2012	864.32
62002400	M&S Maint TD	II	722982	3/29/2012	220.22
62002400	M&S Maint TD	II	722982	3/29/2012	884.94
62002400	M&S Maint TD	II	722982	3/29/2012	170.21
62002400	M&S Maint TD	II	722982	3/29/2012	18.94
62002400	M&S Maint TD	II	722982	3/29/2012	45.34
62002400	M&S Maint TD	II	722982	3/29/2012	16.66
62002400	M&S Maint TD	II	722982	3/29/2012	943.12
62002400	M&S Maint TD	II	722982	3/29/2012	128.74
62002400	M&S Maint TD	II	722982	3/29/2012	241.35
62002400	M&S Maint TD	II	722982	3/29/2012	558.20
62002400	M&S Maint TD	II	722982	3/29/2012	1,156.64
62002400	M&S Maint TD	II	722982	3/29/2012	82.48
62002400	M&S Maint TD	II	722982	3/29/2012	225.62
62002400	M&S Maint TD	II	722982	3/29/2012	1,263.01
62002400	M&S Maint TD	II	722982	3/29/2012	304.80
62002400	M&S Maint TD	II	722982	3/29/2012	47.92
62002400	M&S Maint TD	II	722982	3/29/2012	39.32
62002400	M&S Maint TD	II	722982	3/29/2012	891.94
62002400	M&S Maint TD	II	722982	3/29/2012	250.65
62002400	M&S Maint TD	II	722982	3/29/2012	79.02
62002400	M&S Maint TD	II	722982	3/29/2012	38.27
62002400	M&S Maint TD	II	722982	3/29/2012	128.96
62002400	M&S Maint TD	II	722982	3/29/2012	109.28
62002400	M&S Maint TD	II	722982	3/29/2012	237.40

Kentucky American Water Company  
Case No. 2012-00520  
Response to PSC DR1, Item 31

Account	Description	Doc Type	Document Number	Posting Date	Amount
62002400	M&S Maint TD	II	722982	3/29/2012	52.05
62002400	M&S Maint TD	II	722982	3/29/2012	20.02
62002400	M&S Maint TD	II	722982	3/29/2012	55.37
62002400	M&S Maint TD	II	722982	3/29/2012	21.50
62002400	M&S Maint TD	II	722982	3/29/2012	1,040.50
62002400	M&S Maint TD	II	722982	3/29/2012	26.67
62002400	M&S Maint TD	II	722982	3/29/2012	32.39
62002400	M&S Maint TD	II	722982	3/29/2012	39.05
62002400	M&S Maint TD	II	722982	3/29/2012	34.56
62002400	M&S Maint TD	II	722982	3/29/2012	274.08
62002400	M&S Maint TD	II	722982	3/29/2012	852.64
62002400	M&S Maint TD	II	722982	3/29/2012	21.74
62002400	M&S Maint TD	II	722982	3/29/2012	80.39
62002400	M&S Maint TD	II	722982	3/29/2012	140.83
62002400	M&S Maint TD	II	722982	3/29/2012	74.17
62002400	M&S Maint TD	II	722982	3/29/2012	128.02
62002400	M&S Maint TD	II	722982	3/29/2012	76.28
62002400	M&S Maint TD	II	722982	3/29/2012	12.17
62002400	M&S Maint TD	II	722982	3/29/2012	274.73
62002400	M&S Maint TD	II	722982	3/29/2012	705.38
62002400	M&S Maint TD	II	722982	3/29/2012	379.28
62002400	M&S Maint TD	II	722982	3/29/2012	2,788.93
62002400	M&S Maint TD	II	722982	3/29/2012	971.65
62002400	M&S Maint TD	II	722982	3/29/2012	1,409.53
62002400	M&S Maint TD	II	722982	3/29/2012	45.28
62002400	M&S Maint TD	II	722982	3/29/2012	116.92
62002400	M&S Maint TD	IR	722983	3/29/2012	(219.23)
62002400	M&S Maint TD	IR	722983	3/29/2012	(2,080.99)
62002400	M&S Maint TD	IR	722983	3/29/2012	(72.86)
62002400	M&S Maint TD	IR	722983	3/29/2012	(548.17)
62002400	M&S Maint TD	IR	722983	3/29/2012	(75.45)
62002400	M&S Maint TD	IR	722983	3/29/2012	(852.64)
62002400	M&S Maint TD	IR	722983	3/29/2012	(40.04)
62002400	M&S Maint TD	IR	722983	3/29/2012	(20.11)
62002400	M&S Maint TD	IR	722984	3/29/2012	(40.50)
62002400	M&S Maint TD	IR	722984	3/29/2012	(803.73)
62002400	M&S Maint TD	IR	722984	3/29/2012	(216.08)
62002400	M&S Maint TD	IR	722984	3/29/2012	(37.72)
62002400	M&S Maint TD	IR	722984	3/29/2012	(34.56)
62002400	M&S Maint TD	IR	722984	3/29/2012	(77.38)
62002400	M&S Maint TD	IR	722984	3/29/2012	(5.98)
62002400	M&S Maint TD	IR	722984	3/29/2012	(60.45)
62002400	M&S Maint TD	IR	722984	3/29/2012	(22.41)
62002400	M&S Maint TD	IR	722984	3/29/2012	(6.31)
62002400	M&S Maint TD	IR	722985	3/29/2012	(115.95)
62002400	M&S Maint TD	IR	722985	3/29/2012	(16.19)
62002400	M&S Maint TD	IR	722985	3/29/2012	(15.26)
62002400	M&S Maint TD	IR	722985	3/29/2012	(29.68)
62002400	M&S Maint TD	IR	722986	3/29/2012	(24.31)
62002400	M&S Maint TD	IR	722986	3/29/2012	(15.26)
62002400	M&S Maint TD	IR	722986	3/29/2012	(56.40)
62002400	M&S Maint TD	IR	722987	3/29/2012	(5.43)
62002400	M&S Maint TD	IR	722987	3/29/2012	(16.40)
62002400	M&S Maint TD	IR	722987	3/29/2012	(17.94)
62002400	M&S Maint TD	IR	722987	3/29/2012	(8.00)
62002400	M&S Maint TD	IR	722988	3/29/2012	(61.22)
62002400	M&S Maint TD	IR	722988	3/29/2012	(121.57)
62002400	M&S Maint TD	IR	722988	3/29/2012	(432.99)
62002400	M&S Maint TD	IR	722988	3/29/2012	(503.95)
62002400	M&S Maint TD	IR	722988	3/29/2012	(56.40)
62002400	M&S Maint TD	IR	722988	3/29/2012	(9.54)
62002400	M&S Maint TD	IR	722988	3/29/2012	(18.20)
62002400	M&S Maint TD	IR	722988	3/29/2012	(30.95)
62002400	M&S Maint TD	IR	722988	3/29/2012	(15.26)
62002400	M&S Maint TD	IR	722988	3/29/2012	(8.33)
62002400	M&S Maint TD	IR	722988	3/29/2012	(8.75)
62002400	M&S Maint TD	IR	722989	3/29/2012	(114.82)
62002400	M&S Maint TD	IR	722989	3/29/2012	(25.79)
62002400	M&S Maint TD	IR	722989	3/29/2012	(7.56)
71521000	M&J Expenses	JE	30997088	3/29/2012	7.64
71521000	M&J Expenses	JE	30997307	3/29/2012	21.16
71521000	M&J Expenses	JE	30997307	3/29/2012	6.27
71521000	M&J Expenses	JE	30997310	3/29/2012	152.03
71521000	M&J Expenses	JE	30997310	3/29/2012	14.80
71521000	M&J Expenses	JE	30997518	3/29/2012	78.29
71521000	M&J Expenses	JE	30997521	3/29/2012	130.91
71521000	M&J Expenses	JE	30997521	3/29/2012	78.75



Kentucky American Water Company  
Case No. 2012-00520  
Response to PSC DR1, Item 31

Account	Description	Doc Type	Document Number	Posting Date	Amount
50421000	401k Expense	JE	30997653	3/30/2012	5,606.00
50452000	Emp Physical Exams	CC	8003	3/30/2012	35.00
50550000	Group Insur Expense	JE	30995472	3/30/2012	1,163.65
50550000	Group Insur Expense	JE	30995472	3/30/2012	(1,163.65)
50550000	Group Insur Expense	JE	30997611	3/30/2012	(5,627.81)
51110000	Waste Disposal	ID	723153	3/30/2012	185.00
51110000	Waste Disposal	ID	723153	3/30/2012	2,300.67
51110000	Waste Disposal	ID	723178	3/30/2012	13.79
51110000	Waste Disposal	ID	723230	3/30/2012	888.78
51110000	Waste Disposal	ID	723230	3/30/2012	780.45
51800000	Chemicals	ID	723153	3/30/2012	1,241.29
51800000	Chemicals	ID	723153	3/30/2012	1,375.92
51800000	Chemicals	ID	723153	3/30/2012	2,000.40
51800000	Chemicals	ID	723153	3/30/2012	1,575.78
51800000	Chemicals	ID	723153	3/30/2012	11,641.82
51800000	Chemicals	ID	723153	3/30/2012	253.76
51800000	Chemicals	ID	723153	3/30/2012	153.59
51800000	Chemicals	ID	723178	3/30/2012	331.37
51800000	Chemicals	ID	723178	3/30/2012	372.54
51800000	Chemicals	ID	723178	3/30/2012	1,365.56
51800000	Chemicals	ID	723178	3/30/2012	3,162.80
51800000	Chemicals	ID	723178	3/30/2012	7,204.12
51800000	Chemicals	ID	723178	3/30/2012	1,613.92
51800000	Chemicals	ID	723178	3/30/2012	3,000.08
51800000	Chemicals	ID	723230	3/30/2012	3,421.29
51800000	Chemicals	ID	723230	3/30/2012	1,414.88
51800000	Chemicals	ID	723230	3/30/2012	4,776.59
51800000	Chemicals	ID	723230	3/30/2012	3,470.12
51800000	Chemicals	ID	723230	3/30/2012	23,439.38
51800000	Chemicals	ID	723230	3/30/2012	4,166.00
51800000	Chemicals	ID	723230	3/30/2012	7,155.43
51800000	Chemicals	ID	723230	3/30/2012	142.40
51800000	Chemicals	ID	723240	3/30/2012	95.68
51800000	Chemicals	ID	723240	3/30/2012	128.35
51800000	Chemicals	ID	723328	3/30/2012	125.47
51800000	Chemicals	ID	723328	3/30/2012	261.58
51800000	Chemicals	ID	723328	3/30/2012	349.72
52001300	M&S Oper WT	CC	8003	3/30/2012	22.02
52001300	M&S Oper WT	CC	8003	3/30/2012	31.77
52001300	M&S Oper WT	CC	8003	3/30/2012	8.54
52001300	M&S Oper WT	CC	8003	3/30/2012	739.12
52001300	M&S Oper WT	CC	8003	3/30/2012	8.54
52001300	M&S Oper WT	CC	8003	3/30/2012	531.34
52001300	M&S Oper WT	CC	8003	3/30/2012	29.89
52001300	M&S Oper WT	CC	8003	3/30/2012	42.94
52001300	M&S Oper WT	CC	8003	3/30/2012	8.54
52001300	M&S Oper WT	CC	8003	3/30/2012	45.66
52001300	M&S Oper WT	CC	8003	3/30/2012	8.78
52001300	M&S Oper WT	CC	8003	3/30/2012	8.54
52001300	M&S Oper WT	CC	8003	3/30/2012	36.49
52001300	M&S Oper WT	CC	8003	3/30/2012	22.00
52001300	M&S Oper WT	CC	8003	3/30/2012	66.31
52001300	M&S Oper WT	CC	8003	3/30/2012	45.08
52001300	M&S Oper WT	CC	8003	3/30/2012	185.86
52001400	M&S Oper TD	CC	8003	3/30/2012	1,091.75
52001400	M&S Oper TD	CC	8003	3/30/2012	179.15
52001400	M&S Oper TD	CC	8003	3/30/2012	2.37
52001400	M&S Oper TD	CC	8003	3/30/2012	967.76
52001400	M&S Oper TD	CC	8003	3/30/2012	84.76
52001400	M&S Oper TD	CC	8003	3/30/2012	238.50
52001400	M&S Oper TD	CC	8003	3/30/2012	60.55
52001400	M&S Oper TD	CC	8003	3/30/2012	4.76
52001400	M&S Oper TD	CC	8003	3/30/2012	62.88
52001400	M&S Oper TD	CC	8003	3/30/2012	302.50
52001400	M&S Oper TD	CC	8003	3/30/2012	163.43
52001400	M&S Oper TD	CC	8003	3/30/2012	269.59
52001400	M&S Oper TD	CC	8003	3/30/2012	75.00
52001400	M&S Oper TD	CC	8003	3/30/2012	10.59
52001400	M&S Oper TD	CC	8003	3/30/2012	386.87
52001400	M&S Oper TD	CC	8003	3/30/2012	56.63
52001400	M&S Oper TD	CC	8003	3/30/2012	49.29
52001400	M&S Oper TD	CC	8003	3/30/2012	9.53
52001400	M&S Oper TD	CC	8003	3/30/2012	16.92
52001400	M&S Oper TD	CC	8003	3/30/2012	94.76
52001400	M&S Oper TD	CC	8003	3/30/2012	122.90
52001400	M&S Oper TD	CC	8003	3/30/2012	975.58
52001400	M&S Oper TD	CC	8003	3/30/2012	190.80

Kentucky American Water Company  
Case No. 2012-00520  
Response to PSC DR1, Item 31

Account	Description	Doc Type	Document Number	Posting Date	Amount
52001400	M&S Oper TD	CC	8003	3/30/2012	157.94
52001400	M&S Oper TD	CC	8003	3/30/2012	173.39
52001400	M&S Oper TD	CC	8003	3/30/2012	303.09
52001400	M&S Oper TD	CC	8003	3/30/2012	928.34
52001400	M&S Oper TD	CC	8003	3/30/2012	4.27
52001400	M&S Oper TD	CC	8003	3/30/2012	96.57
52001400	M&S Oper TD	CC	8003	3/30/2012	469.05
52001400	M&S Oper TD	CC	8003	3/30/2012	194.69
52001400	M&S Oper TD	CC	8003	3/30/2012	63.05
52001400	M&S Oper TD	CC	8003	3/30/2012	19.16
52001400	M&S Oper TD	CC	8003	3/30/2012	70.54
52001400	M&S Oper TD	CC	8003	3/30/2012	4.27
52001400	M&S Oper TD	CC	8003	3/30/2012	15.89
52001400	M&S Oper TD	CC	8003	3/30/2012	56.06
52001400	M&S Oper TD	CC	8003	3/30/2012	15.89
52001400	M&S Oper TD	CC	8003	3/30/2012	219.15
52001400	M&S Oper TD	CC	8003	3/30/2012	202.04
52001400	M&S Oper TD	CC	8003	3/30/2012	6.35
52001400	M&S Oper TD	CC	8003	3/30/2012	62.30
52001400	M&S Oper TD	CC	8003	3/30/2012	44.40
52001400	M&S Oper TD	CC	8003	3/30/2012	18.50
52001400	M&S Oper TD	CC	8003	3/30/2012	5.80
52001400	M&S Oper TD	CC	8003	3/30/2012	296.39
52001400	M&S Oper TD	CC	8003	3/30/2012	115.16
52001400	M&S Oper TD	CC	8003	3/30/2012	18.21
52001400	M&S Oper TD	CC	8003	3/30/2012	82.36
52001400	M&S Oper TD	CC	8003	3/30/2012	22.96
52001400	M&S Oper TD	CC	8003	3/30/2012	4.27
52001400	M&S Oper TD	CC	8003	3/30/2012	66.72
52001400	M&S Oper TD	CC	8003	3/30/2012	15.90
52001400	M&S Oper TD	CC	8003	3/30/2012	31.70
52001400	M&S Oper TD	CC	8003	3/30/2012	31.78
52001400	M&S Oper TD	CC	8003	3/30/2012	12.70
52001400	M&S Oper TD	CC	8003	3/30/2012	30.58
52001400	M&S Oper TD	CC	8003	3/30/2012	68.76
52001400	M&S Oper TD	CC	8003	3/30/2012	4.27
52001400	M&S Oper TD	CC	8003	3/30/2012	54.28
52001600	M&S Oper AG	CC	8003	3/30/2012	11.00
52501300	Misc Oper WT	CC	8003	3/30/2012	61.58
52501300	Misc Oper WT	CC	8003	3/30/2012	89.57
52501300	Misc Oper WT	CC	8003	3/30/2012	114.03
52501300	Misc Oper WT	CC	8003	3/30/2012	65.18
52501300	Misc Oper WT	CC	8003	3/30/2012	63.88
52501300	Misc Oper WT	CC	8003	3/30/2012	97.01
52501300	Misc Oper WT	CC	8003	3/30/2012	108.31
52501300	Misc Oper WT	CC	8003	3/30/2012	112.32
52501300	Misc Oper WT	CC	8003	3/30/2012	123.17
52501300	Misc Oper WT	CC	8003	3/30/2012	40.54
52501300	Misc Oper WT	CC	8003	3/30/2012	84.69
52501300	Misc Oper WT	CC	8003	3/30/2012	219.94
52501400	Misc Oper TD	CC	8003	3/30/2012	635.99
52501400	Misc Oper TD	CC	8003	3/30/2012	76.31
52501400	Misc Oper TD	CC	8003	3/30/2012	25.44
52501400	Misc Oper TD	CC	8003	3/30/2012	105.00
52501400	Misc Oper TD	CC	8003	3/30/2012	104.93
52501400	Misc Oper TD	CC	8003	3/30/2012	(111.30)
52501400	Misc Oper TD	CC	8003	3/30/2012	104.93
52501400	Misc Oper TD	CC	8003	3/30/2012	148.38
52501400	Misc Oper TD	CC	8003	3/30/2012	105.00
52501400	Misc Oper TD	CC	8003	3/30/2012	141.18
52501600	Misc Oper AG	CC	8003	3/30/2012	92.85
52501600	Misc Oper AG	CC	8003	3/30/2012	64.13
52501600	Misc Oper AG	CC	8003	3/30/2012	135.00
52501600	Misc Oper AG	CC	8003	3/30/2012	53.00
52501600	Misc Oper AG	CC	8003	3/30/2012	67.40
52501600	Misc Oper AG	CC	8003	3/30/2012	39.89
52524000	Co Dues/Mmbrshp Ded	CC	8003	3/30/2012	350.00
52534000	Employee Expenses	CC	8003	3/30/2012	26.00
52534000	Employee Expenses	CC	8003	3/30/2012	63.00
52534000	Employee Expenses	CC	8003	3/30/2012	50.00
52534000	Employee Expenses	CC	8003	3/30/2012	100.00
52534000	Employee Expenses	CC	8003	3/30/2012	50.00
52534000	Employee Expenses	CC	8003	3/30/2012	50.00
52534000	Employee Expenses	CC	8003	3/30/2012	50.00
52534000	Employee Expenses	CC	8003	3/30/2012	100.00
52534000	Employee Expenses	CC	8003	3/30/2012	145.83
52534000	Employee Expenses	CC	8003	3/30/2012	50.00

Kentucky American Water Company  
Case No. 2012-00520  
Response to PSC DR1, Item 31

Account	Description	Doc Type	Document Number	Posting Date	Amount
52534000	Employee Expenses	CC	8003	3/30/2012	50.00
52534000	Employee Expenses	CC	8003	3/30/2012	42.00
52534000	Employee Expenses	CC	8003	3/30/2012	13.02
52534000	Employee Expenses	CC	8003	3/30/2012	161.00
52534000	Employee Expenses	CC	8003	3/30/2012	25.00
52534000	Employee Expenses	CC	8003	3/30/2012	992.10
52534000	Employee Expenses	CC	8003	3/30/2012	25.00
52534000	Employee Expenses	CC	8003	3/30/2012	10.00
52534000	Employee Expenses	CC	8003	3/30/2012	20.00
52534000	Employee Expenses	CC	8003	3/30/2012	20.00
52534000	Employee Expenses	CC	8003	3/30/2012	11.63
52534000	Employee Expenses	CC	8003	3/30/2012	20.00
52534000	Employee Expenses	CC	8003	3/30/2012	145.83
52534000	Employee Expenses	CC	8003	3/30/2012	100.00
52534000	Employee Expenses	CC	8003	3/30/2012	50.00
52534000	Employee Expenses	CC	8003	3/30/2012	50.00
52534000	Employee Expenses	CC	8003	3/30/2012	50.00
52534000	Employee Expenses	CC	8003	3/30/2012	100.00
52534000	Employee Expenses	CC	8003	3/30/2012	50.00
52534000	Employee Expenses	CC	8003	3/30/2012	9.47
52534000	Employee Expenses	CC	8003	3/30/2012	42.00
52534000	Employee Expenses	CC	8003	3/30/2012	130.00
52534000	Employee Expenses	CC	8003	3/30/2012	161.00
52534000	Employee Expenses	CC	8003	3/30/2012	5.00
52534000	Employee Expenses	CC	8003	3/30/2012	349.60
52534000	Employee Expenses	CC	8003	3/30/2012	50.00
52534000	Employee Expenses	CC	8003	3/30/2012	50.00
52534000	Employee Expenses	CC	8003	3/30/2012	50.00
52534000	Employee Expenses	CC	8003	3/30/2012	50.00
52534000	Employee Expenses	CC	8003	3/30/2012	50.00
52534000	Employee Expenses	CC	8003	3/30/2012	50.00
52534000	Employee Expenses	CC	8003	3/30/2012	5.00
52534000	Employee Expenses	CC	8003	3/30/2012	21.75
52534000	Employee Expenses	CC	8003	3/30/2012	278.46
52534000	Employee Expenses	CC	8003	3/30/2012	233.68
52534000	Employee Expenses	CC	8013	3/30/2012	7.00
52534200	Conferences & Reg	CC	8013	3/30/2012	125.00
52535000	Meals Deductible	CC	8003	3/30/2012	20.13
52535000	Meals Deductible	CC	8003	3/30/2012	10.00
52535000	Meals Deductible	CC	8003	3/30/2012	9.51
52535000	Meals Deductible	CC	8003	3/30/2012	10.00
52535000	Meals Deductible	CC	8003	3/30/2012	10.00
52535000	Meals Deductible	CC	8003	3/30/2012	10.00
52535000	Meals Deductible	CC	8003	3/30/2012	7.85
52535000	Meals Deductible	CC	8003	3/30/2012	8.36
52535000	Meals Deductible	CC	8003	3/30/2012	16.79
52535000	Meals Deductible	CC	8003	3/30/2012	16.04
52535000	Meals Deductible	CC	8003	3/30/2012	39.97
52535000	Meals Deductible	CC	8003	3/30/2012	32.73
52535000	Meals Deductible	CC	8003	3/30/2012	13.46
52535000	Meals Deductible	CC	8003	3/30/2012	11.79
52535000	Meals Deductible	CC	8003	3/30/2012	9.51
52535000	Meals Deductible	CC	8003	3/30/2012	17.98
52535000	Meals Deductible	CC	8003	3/30/2012	11.54
52535000	Meals Deductible	CC	8003	3/30/2012	13.32
52535000	Meals Deductible	CC	8003	3/30/2012	29.01
52535000	Meals Deductible	CC	8003	3/30/2012	29.01
52535000	Meals Deductible	CC	8003	3/30/2012	38.05
52535000	Meals Deductible	CC	8003	3/30/2012	129.87
52535000	Meals Deductible	CC	8003	3/30/2012	10.00
52535000	Meals Deductible	CC	8003	3/30/2012	36.21
52535000	Meals Deductible	CC	8003	3/30/2012	13.37
52535000	Meals Deductible	CC	8003	3/30/2012	13.02
52535000	Meals Deductible	CC	8003	3/30/2012	12.58
52535000	Meals Deductible	CC	8003	3/30/2012	12.58
52535000	Meals Deductible	CC	8003	3/30/2012	54.41
52535000	Meals Deductible	CC	8003	3/30/2012	49.50
52535000	Meals Deductible	CC	8003	3/30/2012	17.98
52535000	Meals Deductible	CC	8003	3/30/2012	3.07
52535000	Meals Deductible	CC	8003	3/30/2012	87.45
52535000	Meals Deductible	CC	8003	3/30/2012	20.58
52535000	Meals Deductible	CC	8003	3/30/2012	12.58
52535000	Meals Deductible	CC	8003	3/30/2012	12.58
52535000	Meals Deductible	CC	8003	3/30/2012	9.60
52535000	Meals Deductible	CC	8003	3/30/2012	10.00
52535000	Meals Deductible	CC	8003	3/30/2012	5,000.00

Kentucky American Water Company  
Case No. 2012-00520  
Response to PSC DR1, Item 31

Account	Description	Doc Type	Document Number	Posting Date	Amount
52535000	Meals Deductible	CC	8003	3/30/2012	110.42
52535000	Meals Deductible	CC	8003	3/30/2012	13.82
52535000	Meals Deductible	CC	8003	3/30/2012	24.44
52535000	Meals Deductible	CC	8003	3/30/2012	50.30
52535000	Meals Deductible	CC	8003	3/30/2012	6.50
52535000	Meals Deductible	CC	8003	3/30/2012	9.19
52535000	Meals Deductible	CC	8003	3/30/2012	8.46
52535000	Meals Deductible	CC	8003	3/30/2012	23.80
52535000	Meals Deductible	CC	8003	3/30/2012	22.52
52535000	Meals Deductible	CC	8003	3/30/2012	9.51
52535000	Meals Deductible	CC	8003	3/30/2012	23.11
52535000	Meals Deductible	CC	8003	3/30/2012	5.75
52535000	Meals Deductible	CC	8003	3/30/2012	10.18
52535000	Meals Deductible	CC	8003	3/30/2012	13.48
52535000	Meals Deductible	CC	8003	3/30/2012	26.50
52535000	Meals Deductible	CC	8003	3/30/2012	13.48
52535000	Meals Deductible	CC	8003	3/30/2012	31.43
52535000	Meals Deductible	CC	8003	3/30/2012	44.16
52535000	Meals Deductible	CC	8003	3/30/2012	17.61
52535000	Meals Deductible	CC	8003	3/30/2012	8.30
52535000	Meals Deductible	CC	8013	3/30/2012	32.90
52550013	Janitorial WT	CC	8003	3/30/2012	118.56
52554500	Lab Supplies	CC	8003	3/30/2012	108.35
52554500	Lab Supplies	CC	8003	3/30/2012	44.43
52554500	Lab Supplies	CC	8003	3/30/2012	44.43
52554500	Lab Supplies	CC	8003	3/30/2012	81.09
52554500	Lab Supplies	CC	8003	3/30/2012	526.53
52554500	Lab Supplies	CC	8003	3/30/2012	377.20
52554500	Lab Supplies	CC	8003	3/30/2012	377.20
52554500	Lab Supplies	CC	8003	3/30/2012	366.35
52554500	Lab Supplies	CC	8003	3/30/2012	438.23
52554500	Lab Supplies	CC	8003	3/30/2012	241.56
52554500	Lab Supplies	CC	8003	3/30/2012	366.35
52554500	Lab Supplies	CC	8003	3/30/2012	201.53
52554500	Lab Supplies	CC	8003	3/30/2012	76.63
52554500	Lab Supplies	CC	8003	3/30/2012	324.75
52562013	Off&Adm Supplies WT	CC	8003	3/30/2012	28.44
52562013	Off&Adm Supplies WT	CC	8003	3/30/2012	256.30
52562013	Off&Adm Supplies WT	CC	8003	3/30/2012	51.93
52562013	Off&Adm Supplies WT	CC	8003	3/30/2012	26.09
52562013	Off&Adm Supplies WT	CC	8003	3/30/2012	66.75
52562014	Off&Adm Supplies TD	CC	8003	3/30/2012	113.77
52562014	Off&Adm Supplies TD	CC	8003	3/30/2012	94.64
52562014	Off&Adm Supplies TD	CC	8003	3/30/2012	273.56
52562016	Off&Adm Supplies AG	CC	8003	3/30/2012	290.33
52562016	Off&Adm Supplies AG	CC	8003	3/30/2012	1,000.00
52562016	Off&Adm Supplies AG	CC	8003	3/30/2012	550.26
52562016	Off&Adm Supplies AG	CC	8003	3/30/2012	105.98
52562016	Off&Adm Supplies AG	CC	8003	3/30/2012	185.80
52562016	Off&Adm Supplies AG	CC	8013	3/30/2012	221.69
52562516	Overnight Shippng AG	CC	8013	3/30/2012	13.94
52574116	Cell Phone AG	CC	8003	3/30/2012	37.05
52574116	Cell Phone AG	CC	8003	3/30/2012	23.84
52574116	Cell Phone AG	CC	8003	3/30/2012	55.63
52574116	Cell Phone AG	CC	8003	3/30/2012	31.79
52578016	Trash Removal AG	CC	8003	3/30/2012	106.60
52579000	Trustee Fees	CC	8013	3/30/2012	200.00
52579000	Trustee Fees	CC	8013	3/30/2012	200.00
52579000	Trustee Fees	CC	8013	3/30/2012	200.00
52582013	Uniforms WT	CC	8003	3/30/2012	77.18
52582013	Uniforms WT	CC	8003	3/30/2012	52.53
52582013	Uniforms WT	CC	8003	3/30/2012	4.81
52582013	Uniforms WT	CC	8003	3/30/2012	25.35
52582013	Uniforms WT	CC	8003	3/30/2012	49.11
52582013	Uniforms WT	CC	8003	3/30/2012	104.93
52582013	Uniforms WT	CC	8003	3/30/2012	40.68
52582013	Uniforms WT	CC	8003	3/30/2012	73.00
52582013	Uniforms WT	CC	8003	3/30/2012	4.81
52582013	Uniforms WT	CC	8003	3/30/2012	25.35
52582013	Uniforms WT	CC	8003	3/30/2012	44.11
52582013	Uniforms WT	CC	8003	3/30/2012	73.00
52582013	Uniforms WT	CC	8003	3/30/2012	49.09
52582013	Uniforms WT	CC	8003	3/30/2012	44.11
52582013	Uniforms WT	CC	8003	3/30/2012	4.81
52582013	Uniforms WT	CC	8003	3/30/2012	25.35
52582013	Uniforms WT	CC	8003	3/30/2012	69.34
52582013	Uniforms WT	CC	8003	3/30/2012	35.05

Kentucky American Water Company  
Case No. 2012-00520  
Response to PSC DR1, Item 31

Account	Description	Doc Type	Document Number	Posting Date	Amount
52582013	Uniforms WT	CC	8003	3/30/2012	4.81
52582013	Uniforms WT	CC	8003	3/30/2012	25.35
52582013	Uniforms WT	CC	8003	3/30/2012	52.65
52582014	Uniforms TD	CC	8003	3/30/2012	40.68
52582014	Uniforms TD	CC	8003	3/30/2012	21.31
52582014	Uniforms TD	CC	8003	3/30/2012	43.51
52582014	Uniforms TD	CC	8003	3/30/2012	183.35
52582014	Uniforms TD	CC	8003	3/30/2012	21.31
52582014	Uniforms TD	CC	8003	3/30/2012	21.31
52585000	Discounts Available	PX	6299	3/30/2012	(26.52)
52585000	Discounts Available	PK	62065343	3/30/2012	(6.22)
52585000	Discounts Available	PK	62065343	3/30/2012	(34.55)
53150013	Contr Svc-Other WT	CC	8003	3/30/2012	213.92
53150013	Contr Svc-Other WT	CC	8003	3/30/2012	213.92
53150013	Contr Svc-Other WT	CC	8003	3/30/2012	547.00
53150013	Contr Svc-Other WT	CC	8003	3/30/2012	65.00
53150016	Contr Svc-Other AG	ST	30997564	3/30/2012	47.70
53150016	Contr Svc-Other AG	CC	8003	3/30/2012	66.46
53152000	Contr Svc-Lab Testng	CC	8003	3/30/2012	860.00
55000016	Trans Oper AG	CC	8003	3/30/2012	10.00
55000016	Trans Oper AG	CC	8003	3/30/2012	13.99
55000016	Trans Oper AG	CC	8003	3/30/2012	13.99
55000016	Trans Oper AG	CC	8003	3/30/2012	8.00
55000016	Trans Oper AG	CC	8003	3/30/2012	10.00
55000016	Trans Oper AG	CC	8003	3/30/2012	13.99
55000016	Trans Oper AG	CC	8003	3/30/2012	75.00
55000016	Trans Oper AG	CC	8003	3/30/2012	96.91
55000016	Trans Oper AG	CC	8003	3/30/2012	25.99
55000016	Trans Oper AG	CC	8003	3/30/2012	12.59
55000016	Trans Oper AG	CC	8003	3/30/2012	11.63
55000016	Trans Oper AG	CC	8003	3/30/2012	133.55
55000016	Trans Oper AG	CC	8003	3/30/2012	120.94
55000016	Trans Oper AG	CC	8003	3/30/2012	13.99
55000016	Trans Oper AG	CC	8003	3/30/2012	148.38
55000016	Trans Oper AG	CC	8003	3/30/2012	12.00
55000016	Trans Oper AG	CC	8003	3/30/2012	14.99
55000016	Trans Oper AG	CC	8003	3/30/2012	14.99
55000016	Trans Oper AG	CC	8003	3/30/2012	10.00
55000016	Trans Oper AG	CC	8003	3/30/2012	17.38
55000016	Trans Oper AG	CC	8003	3/30/2012	14.99
55000016	Trans Oper AG	CC	8003	3/30/2012	75.00
55000016	Trans Oper AG	CC	8003	3/30/2012	8.00
55000016	Trans Oper AG	CC	8003	3/30/2012	14.99
55000016	Trans Oper AG	CC	8003	3/30/2012	229.64
55000016	Trans Oper AG	CC	8003	3/30/2012	10.00
55000016	Trans Oper AG	CC	8003	3/30/2012	5.00
55000016	Trans Oper AG	CC	8003	3/30/2012	637.50
57010015	Uncoll Accts Exp CA	JE	30997731	3/30/2012	(21.69)
57010015	Uncoll Accts Exp CA	JE	30997731	3/30/2012	(359.19)
62002100	M&S Maint SS	CC	8003	3/30/2012	21.83
62002100	M&S Maint SS	CC	8003	3/30/2012	385.81
62002100	M&S Maint SS	CC	8003	3/30/2012	180.20
62002100	M&S Maint SS	CC	8003	3/30/2012	122.43
62002100	M&S Maint SS	CC	8003	3/30/2012	197.39
62002100	M&S Maint SS	CC	8003	3/30/2012	571.59
62002100	M&S Maint SS	CC	8003	3/30/2012	737.01
62002300	M&S Maint WT	CC	8003	3/30/2012	66.77
62002300	M&S Maint WT	CC	8003	3/30/2012	1,084.56
62002300	M&S Maint WT	CC	8003	3/30/2012	943.40
62002300	M&S Maint WT	CC	8003	3/30/2012	87.92
62002300	M&S Maint WT	CC	8003	3/30/2012	1,000.00
62002300	M&S Maint WT	CC	8003	3/30/2012	1,944.63
62002300	M&S Maint WT	CC	8003	3/30/2012	42.11
62002300	M&S Maint WT	CC	8003	3/30/2012	84.76
62002300	M&S Maint WT	CC	8003	3/30/2012	433.59
62002300	M&S Maint WT	CC	8003	3/30/2012	664.00
62002300	M&S Maint WT	CC	8003	3/30/2012	38.19
62002300	M&S Maint WT	CC	8003	3/30/2012	133.02
62002300	M&S Maint WT	CC	8003	3/30/2012	21.41
62002300	M&S Maint WT	CC	8003	3/30/2012	97.35
62002300	M&S Maint WT	CC	8003	3/30/2012	279.63
62002300	M&S Maint WT	CC	8003	3/30/2012	52.33
62002300	M&S Maint WT	CC	8003	3/30/2012	14.67
62002300	M&S Maint WT	CC	8003	3/30/2012	239.81
62002300	M&S Maint WT	CC	8003	3/30/2012	610.48
62002300	M&S Maint WT	CC	8003	3/30/2012	34.38
62002300	M&S Maint WT	CC	8003	3/30/2012	132.67

Kentucky American Water Company  
Case No. 2012-00520  
Response to PSC DR1, Item 31

Account	Description	Doc Type	Document Number	Posting Date	Amount
62002400	M&S Maint TD	CC	8003	3/30/2012	415.76
62002400	M&S Maint TD	CC	8003	3/30/2012	349.45
62002400	M&S Maint TD	IR	723332	3/30/2012	(704.76)
68533000	FICA	JE	30997647	3/30/2012	24,036.00
71521000	M&J Expenses	II	723333	3/30/2012	704.76
75820000	Othr Income Deductns	CC	8003	3/30/2012	479.52
40112000	Res Sales Unbilled	JE	30997599	3/31/2012	(2,008,457.45)
40122000	Com Sales Unbilled	JE	30997599	3/31/2012	(953,327.44)
40132000	Ind Sales Unbilled	JE	30997599	3/31/2012	(94,940.47)
40152000	Publ Auth Unbilled	JE	30997599	3/31/2012	(272,605.74)
40161050	Sls/Rsle Billed I/C	JE	305	3/31/2012	(1,174.24)
40162000	SalesforRsle Unbilld	JE	30997599	3/31/2012	(99,014.11)
40310200	OthRev-Rent	JE	12120305	3/31/2012	(26,151.91)
40310200	OthRev-Rent	JE	12120306	3/31/2012	26,151.91
40310250	OthRev-Rent I/C	JE	12120306	3/31/2012	(26,151.91)
40310300	OthRev-CFO	JE	50	3/31/2012	(72,691.63)
40310300	OthRev-CFO	JE	50	3/31/2012	(27,165.26)
40310300	OthRev-CFO	JE	50	3/31/2012	(184.86)
40310300	OthRev-CFO	JE	50	3/31/2012	(35,815.33)
50171600	Comp Exp-Options	JE	31000628	3/31/2012	609.00
50171800	Comp Exp-RSU's	JE	31000628	3/31/2012	(1,618.00)
50185000	Severance	JE	30997765	3/31/2012	17,332.20
50185000	Severance	JE	30997765	3/31/2012	27,550.20
50423000	ESPP Expense	JE	30998518	3/31/2012	748.17
50450016	Other Welfare AG	JE	31000777	3/31/2012	3,400.00
50450016	Other Welfare AG	JE	31000777	3/31/2012	4,200.00
50457000	Training	CC	30999723	3/31/2012	160.78
50510000	PBOP Expense	JR	2001	3/31/2012	70,420.00
50510000	PBOP Expense	JR	2007	3/31/2012	492.94
50510000	PBOP Expense	JR	2007	3/31/2012	(492.94)
50510000	PBOP Expense	JE	105	3/31/2012	(359.60)
50510000	PBOP Expense	JE	106	3/31/2012	(3,672.00)
50510000	PBOP Expense	JE	109	3/31/2012	(3,504.00)
50550000	Group Insur Expense	JE	31000777	3/31/2012	4,880.70
50550000	Group Insur Expense	JE	31000777	3/31/2012	4,596.00
50610000	Pension Expense	JR	2002	3/31/2012	101,561.08
50610000	Pension Expense	JR	2007	3/31/2012	710.93
50610000	Pension Expense	JR	2007	3/31/2012	(710.93)
51010000	Purchased Water	JE	205	3/31/2012	14,994.00
51010000	Purchased Water	JE	205	3/31/2012	3,816.00
51010000	Purchased Water	JE	205	3/31/2012	9,773.00
51010000	Purchased Water	JE	205	3/31/2012	901.00
51015000	Purchased Water I/C	JE	305	3/31/2012	1,174.24
51110000	Waste Disposal	JR	200	3/31/2012	5,333.33
51110000	Waste Disposal	JR	201	3/31/2012	3,000.00
51110000	Waste Disposal	JE	155	3/31/2012	4,281.84
51110000	Waste Disposal	JE	155	3/31/2012	(4,281.84)
51110000	Waste Disposal	JE	156	3/31/2012	7,595.62
51110000	Waste Disposal	JE	156	3/31/2012	(3,449.28)
51120000	Amort Waste Disposal	JR	1100	3/31/2012	8,333.33
51510012	Purchased Power P	JE	155	3/31/2012	36,481.83
51510012	Purchased Power P	JE	155	3/31/2012	11,896.56
51510012	Purchased Power P	JE	155	3/31/2012	425.23
51510012	Purchased Power P	JE	155	3/31/2012	724.35
51510012	Purchased Power P	JE	155	3/31/2012	(36,481.83)
51510012	Purchased Power P	JE	155	3/31/2012	(11,896.56)
51510012	Purchased Power P	JE	155	3/31/2012	(425.23)
51510012	Purchased Power P	JE	155	3/31/2012	(724.35)
51510012	Purchased Power P	JE	156	3/31/2012	68,612.40
51510012	Purchased Power P	JE	156	3/31/2012	20,340.30
51510012	Purchased Power P	JE	156	3/31/2012	610.91
51510012	Purchased Power P	JE	156	3/31/2012	1,477.25
51510012	Purchased Power P	JE	156	3/31/2012	(34,377.84)
51510012	Purchased Power P	JE	156	3/31/2012	(9,583.21)
51510012	Purchased Power P	JE	156	3/31/2012	(143.13)
51510012	Purchased Power P	JE	156	3/31/2012	(658.50)
51510012	Purchased Power P	JE	157	3/31/2012	3,624.83
51510012	Purchased Power P	JE	157	3/31/2012	661.24
51510013	Purchased Power WT	JE	155	3/31/2012	146,205.72
51510013	Purchased Power WT	JE	155	3/31/2012	29,992.68
51510013	Purchased Power WT	JE	155	3/31/2012	60,077.07
51510013	Purchased Power WT	JE	155	3/31/2012	11,324.22
51510013	Purchased Power WT	JE	155	3/31/2012	2,900.75
51510013	Purchased Power WT	JE	155	3/31/2012	(146,205.72)
51510013	Purchased Power WT	JE	155	3/31/2012	(29,992.68)
51510013	Purchased Power WT	JE	155	3/31/2012	(60,077.07)
51510013	Purchased Power WT	JE	155	3/31/2012	(11,324.22)

Kentucky American Water Company  
Case No. 2012-00520  
Response to PSC DR1, Item 31

Account	Description	Doc Type	Document Number	Posting Date	Amount
51510013	Purchased Power WT	JE	155	3/31/2012	(2,900.75)
51510013	Purchased Power WT	JE	156	3/31/2012	279,651.82
51510013	Purchased Power WT	JE	156	3/31/2012	49,600.92
51510013	Purchased Power WT	JE	156	3/31/2012	120,608.86
51510013	Purchased Power WT	JE	156	3/31/2012	22,853.15
51510013	Purchased Power WT	JE	156	3/31/2012	6,397.43
51510013	Purchased Power WT	JE	156	3/31/2012	(121,838.07)
51510013	Purchased Power WT	JE	156	3/31/2012	(24,160.62)
51510013	Purchased Power WT	JE	156	3/31/2012	(56,201.10)
51510013	Purchased Power WT	JE	156	3/31/2012	(11,051.64)
51510013	Purchased Power WT	JE	156	3/31/2012	(3,364.93)
51510013	Purchased Power WT	JE	157	3/31/2012	3,751.87
51510013	Purchased Power WT	JE	157	3/31/2012	(18,014.16)
51510014	Purchased Power TD	JE	155	3/31/2012	13.80
51510014	Purchased Power TD	JE	155	3/31/2012	546.29
51510014	Purchased Power TD	JE	155	3/31/2012	(13.80)
51510014	Purchased Power TD	JE	155	3/31/2012	(546.29)
51510014	Purchased Power TD	JE	156	3/31/2012	34.98
51510014	Purchased Power TD	JE	156	3/31/2012	984.36
51510014	Purchased Power TD	JE	156	3/31/2012	(51.05)
51510014	Purchased Power TD	JE	156	3/31/2012	(304.98)
51510014	Purchased Power TD	JE	99031217	3/31/2012	23.32
52001400	M&S Oper TD	JE	50000	3/31/2012	390.73
52001600	M&S Oper AG	JE	50000	3/31/2012	210.79
52001600	M&S Oper AG	JE	50000	3/31/2012	487.19
52001600	M&S Oper AG	JE	50000	3/31/2012	14.99
52001600	M&S Oper AG	JE	600	3/31/2012	5,072.10
52501200	Misc Oper P	JE	50000	3/31/2012	15.92
52501300	Misc Oper WT	JE	50000	3/31/2012	1,611.55
52501400	Misc Oper TD	JE	50000	3/31/2012	391.20
52501400	Misc Oper TD	JE	148	3/31/2012	98.67
52501400	Misc Oper TD	JE	160	3/31/2012	1,752.28
52501400	Misc Oper TD	JE	160	3/31/2012	1,059.79
52501600	Misc Oper AG	JE	50000	3/31/2012	65.72
52501600	Misc Oper AG	JE	50000	3/31/2012	111.30
52501600	Misc Oper AG	JE	50000	3/31/2012	79.20
52501600	Misc Oper AG	JE	50000	3/31/2012	229.18
52501600	Misc Oper AG	CC	30999299	3/31/2012	487.58
52501600	Misc Oper AG	JE	333	3/31/2012	142.75
52501600	Misc Oper AG	JE	334	3/31/2012	117.92
52501600	Misc Oper AG	JE	160	3/31/2012	26,707.74
52501600	Misc Oper AG	JE	31001031	3/31/2012	(1,839.52)
52510015	Bank Svc Charges-CA	JE	141	3/31/2012	8,581.26
52510015	Bank Svc Charges-CA	JE	140	3/31/2012	14,989.62
52520000	Collection Agencies	JE	316	3/31/2012	5,595.73
52520000	Collection Agencies	JE	31000623	3/31/2012	(140.36)
52520000	Collection Agencies	JE	335	3/31/2012	3,377.64
52520000	Collection Agencies	JE	335	3/31/2012	(48.28)
52520000	Collection Agencies	JE	335	3/31/2012	301.68
52524000	Co Dues/Mmbrshp Ded	JR	1209	3/31/2012	427.08
52524000	Co Dues/Mmbrshp Ded	JR	1212	3/31/2012	3,800.50
52524000	Co Dues/Mmbrshp Ded	JR	200	3/31/2012	224.61
52524000	Co Dues/Mmbrshp Ded	JR	213	3/31/2012	532.11
52526100	Credit Line Fees I/C	JE	129	3/31/2012	4,349.75
52526100	Credit Line Fees I/C	JE	125	3/31/2012	736.09
52532013	Electricity WT	JE	155	3/31/2012	32.00
52532013	Electricity WT	JE	155	3/31/2012	59.77
52532013	Electricity WT	JE	155	3/31/2012	143.64
52532013	Electricity WT	JE	155	3/31/2012	(32.00)
52532013	Electricity WT	JE	155	3/31/2012	(59.77)
52532013	Electricity WT	JE	155	3/31/2012	(143.64)
52532013	Electricity WT	JE	156	3/31/2012	241.04
52532013	Electricity WT	JE	156	3/31/2012	192.52
52532013	Electricity WT	JE	156	3/31/2012	323.16
52532013	Electricity WT	JE	156	3/31/2012	(201.37)
52532013	Electricity WT	JE	156	3/31/2012	(130.19)
52532013	Electricity WT	JE	156	3/31/2012	(115.77)
52532014	Electricity TD	JE	155	3/31/2012	4,603.33
52532014	Electricity TD	JE	155	3/31/2012	1,538.84
52532014	Electricity TD	JE	155	3/31/2012	(4,603.33)
52532014	Electricity TD	JE	155	3/31/2012	(1,538.84)
52532014	Electricity TD	JE	156	3/31/2012	9,989.06
52532014	Electricity TD	JE	156	3/31/2012	2,220.84
52532014	Electricity TD	JE	156	3/31/2012	(4,872.19)
52532014	Electricity TD	JE	156	3/31/2012	(1,170.24)
52532014	Electricity TD	JE	99031217	3/31/2012	332.71
52532014	Electricity TD	JE	99031217	3/31/2012	189.26

Kentucky American Water Company  
Case No. 2012-00520  
Response to PSC DR1, Item 31

Account	Description	Doc Type	Document Number	Posting Date	Amount
52532016	Electricity AG	JE	155	3/31/2012	7,082.28
52532016	Electricity AG	JE	155	3/31/2012	608.35
52532016	Electricity AG	JE	155	3/31/2012	(7,082.28)
52532016	Electricity AG	JE	155	3/31/2012	(608.35)
52532016	Electricity AG	JE	156	3/31/2012	12,960.13
52532016	Electricity AG	JE	156	3/31/2012	766.28
52532016	Electricity AG	JE	156	3/31/2012	(5,704.52)
52532016	Electricity AG	JE	156	3/31/2012	(86.69)
52534000	Employee Expenses	JE	50000	3/31/2012	129.30
52534000	Employee Expenses	JE	50000	3/31/2012	5.00
52534000	Employee Expenses	JE	50000	3/31/2012	13.00
52534000	Employee Expenses	JE	50000	3/31/2012	314.70
52534000	Employee Expenses	JE	50000	3/31/2012	32.64
52534000	Employee Expenses	CC	30999415	3/31/2012	5.00
52534000	Employee Expenses	CC	30999419	3/31/2012	5.00
52534000	Employee Expenses	CC	30999420	3/31/2012	146.80
52534000	Employee Expenses	CC	30999814	3/31/2012	170.00
52534000	Employee Expenses	CC	31000162	3/31/2012	105.00
52534000	Employee Expenses	CC	31000399	3/31/2012	145.19
52534200	Conferences & Reg	JR	215	3/31/2012	216.40
52534200	Conferences & Reg	CC	30999559	3/31/2012	4.00
52535000	Meals Deductible	JE	50000	3/31/2012	33.58
52535000	Meals Deductible	JE	50000	3/31/2012	33.50
52535000	Meals Deductible	JE	50000	3/31/2012	85.14
52535000	Meals Deductible	JE	50000	3/31/2012	106.41
52535000	Meals Deductible	CC	30999406	3/31/2012	47.75
52535000	Meals Deductible	CC	30999426	3/31/2012	54.36
52535000	Meals Deductible	CC	30999561	3/31/2012	24.13
52535000	Meals Deductible	CC	30999572	3/31/2012	4.00
52535000	Meals Deductible	CC	30999573	3/31/2012	17.65
52535000	Meals Deductible	CC	30999766	3/31/2012	36.00
52535000	Meals Deductible	CC	30999800	3/31/2012	17.00
52535000	Meals Deductible	CC	30999896	3/31/2012	42.88
52535000	Meals Deductible	CC	31000154	3/31/2012	38.69
52535000	Meals Deductible	CC	31000362	3/31/2012	11.97
52535000	Meals Deductible	CC	31000363	3/31/2012	29.43
52535000	Meals Deductible	CC	31000385	3/31/2012	14.83
52535000	Meals Deductible	CC	31000398	3/31/2012	16.61
52535000	Meals Deductible	CC	31000421	3/31/2012	21.17
52535000	Meals Deductible	CC	31000594	3/31/2012	111.57
52542015	Forms CA	JE	300	3/31/2012	16,826.86
52548014	Heating Oil/Gas TD	JE	155	3/31/2012	3,132.88
52548014	Heating Oil/Gas TD	JE	155	3/31/2012	139.80
52548014	Heating Oil/Gas TD	JE	155	3/31/2012	(3,132.88)
52548014	Heating Oil/Gas TD	JE	155	3/31/2012	(139.80)
52548014	Heating Oil/Gas TD	JE	156	3/31/2012	4,922.64
52548014	Heating Oil/Gas TD	JE	156	3/31/2012	331.81
52548014	Heating Oil/Gas TD	JE	156	3/31/2012	(2,760.80)
52548014	Heating Oil/Gas TD	JE	156	3/31/2012	(140.07)
52548016	Heating Oil/Gas AG	JE	155	3/31/2012	1,784.88
52548016	Heating Oil/Gas AG	JE	155	3/31/2012	(1,784.88)
52548016	Heating Oil/Gas AG	JE	156	3/31/2012	3,672.79
52548016	Heating Oil/Gas AG	JE	156	3/31/2012	(1,554.36)
52554500	Lab Supplies	JE	50000	3/31/2012	2,599.15
52562015	Off&Adm Supplies CA	JE	50000	3/31/2012	55.74
52562016	Off&Adm Supplies AG	JE	50000	3/31/2012	9.90
52566015	Postage CA	JE	125	3/31/2012	52,052.39
52568000	Research & Develop	JR	211	3/31/2012	1,517.61
52568000	Research & Develop	JR	216	3/31/2012	73.70
52571100	Add'l Security Costs	JE	600	3/31/2012	715.20
52571100	Add'l Security Costs	JE	160	3/31/2012	2,668.64
52571100	Add'l Security Costs	JE	160	3/31/2012	2,668.64
52571100	Add'l Security Costs	JE	160	3/31/2012	2,655.11
52571500	Software Licenses	JR	208	3/31/2012	1,378.38
52571500	Software Licenses	JR	210	3/31/2012	472.67
52571500	Software Licenses	JR	212	3/31/2012	286.35
52571500	Software Licenses	JR	217	3/31/2012	38.33
52571500	Software Licenses	JR	218	3/31/2012	2.38
52571500	Software Licenses	JR	219	3/31/2012	23.50
52571500	Software Licenses	JR	222	3/31/2012	85.29
52571500	Software Licenses	JR	224	3/31/2012	240.11
52574015	Telephone CA	JE	148	3/31/2012	2,085.97
52574016	Telephone AG	JE	148	3/31/2012	2.35
52574016	Telephone AG	JE	148	3/31/2012	6.88
52574016	Telephone AG	JE	148	3/31/2012	126.46
52574016	Telephone AG	JE	148	3/31/2012	49.74
52574016	Telephone AG	JE	148	3/31/2012	368.16



Kentucky American Water Company  
Case No. 2012-00520  
Response to PSC DR1, Item 31

Account	Description	Doc Type	Document Number	Posting Date	Amount
52574016	Telephone AG	JE	148	3/31/2012	1,046.16
52574016	Telephone AG	JE	148	3/31/2012	3.56
52574016	Telephone AG	JE	148	3/31/2012	65.89
52574113	Cell Phone WT	JE	148	3/31/2012	54.25
52574114	Cell Phone TD	JE	148	3/31/2012	6.53
52574114	Cell Phone TD	JE	148	3/31/2012	267.20
52574116	Cell Phone AG	JE	148	3/31/2012	217.68
52574116	Cell Phone AG	JE	148	3/31/2012	430.27
52574116	Cell Phone AG	JE	148	3/31/2012	51.89
52574116	Cell Phone AG	JE	148	3/31/2012	88.30
52574116	Cell Phone AG	JE	148	3/31/2012	56.90
52574116	Cell Phone AG	JE	148	3/31/2012	766.93
52574116	Cell Phone AG	JE	148	3/31/2012	2,043.46
52574116	Cell Phone AG	JE	148	3/31/2012	276.95
52574116	Cell Phone AG	JE	148	3/31/2012	121.29
52574116	Cell Phone AG	JE	148	3/31/2012	51.06
52574116	Cell Phone AG	JE	148	3/31/2012	77.73
52574116	Cell Phone AG	JE	148	3/31/2012	119.77
52574116	Cell Phone AG	JE	148	3/31/2012	247.14
52574116	Cell Phone AG	CC	30999539	3/31/2012	100.00
52578011	Trash Removal SS	J2	12120304	3/31/2012	(785.64)
52578014	Trash Removal TD	J2	12120304	3/31/2012	785.64
52582014	Uniforms TD	JE	50000	3/31/2012	273.45
52582014	Uniforms TD	CC	30999574	3/31/2012	111.30
52582014	Uniforms TD	CC	30999897	3/31/2012	69.34
52582014	Uniforms TD	CC	30999900	3/31/2012	43.59
52582014	Uniforms TD	CC	30999934	3/31/2012	211.72
52582014	Uniforms TD	CC	30999935	3/31/2012	43.51
52582014	Uniforms TD	CC	31000145	3/31/2012	246.31
52582014	Uniforms TD	CC	31000146	3/31/2012	3.82
52582014	Uniforms TD	CC	31000422	3/31/2012	111.30
52599800	PCard Undistributed	CC	31000136	3/31/2012	185.00
53150013	Contr Svc-Other WT	JR	1200	3/31/2012	905.00
53150013	Contr Svc-Other WT	JR	1200	3/31/2012	162.83
53150013	Contr Svc-Other WT	JR	1200	3/31/2012	1,862.92
53150013	Contr Svc-Other WT	JR	1200	3/31/2012	474.17
53150013	Contr Svc-Other WT	JR	1200	3/31/2012	725.92
53150013	Contr Svc-Other WT	JR	1200	3/31/2012	563.58
53150013	Contr Svc-Other WT	JR	1200	3/31/2012	204.33
53150013	Contr Svc-Other WT	JE	600	3/31/2012	1,000.00
53150013	Contr Svc-Other WT	JE	160	3/31/2012	203.50
53150013	Contr Svc-Other WT	JE	160	3/31/2012	173.50
53150014	Contr Svc-Other TD	JE	600	3/31/2012	2,101.05
53150014	Contr Svc-Other TD	JE	160	3/31/2012	3,062.72
53150014	Contr Svc-Other TD	JE	160	3/31/2012	918.96
53150014	Contr Svc-Other TD	JE	160	3/31/2012	2,089.78
53150014	Contr Svc-Other TD	JE	160	3/31/2012	4,641.87
53150014	Contr Svc-Other TD	JE	160	3/31/2012	1,347.80
53150015	Contr Svc-Other CA	JE	148	3/31/2012	779.02
53150015	Contr Svc-Other CA	JE	600	3/31/2012	497.55
53150016	Contr Svc-Other AG	JE	877	3/31/2012	5,933.25
53150016	Contr Svc-Other AG	JE	317	3/31/2012	287.30
53150016	Contr Svc-Other AG	JE	317	3/31/2012	287.30
53150016	Contr Svc-Other AG	CC	30999416	3/31/2012	1,131.44
53150016	Contr Svc-Other AG	JE	160	3/31/2012	95.50
53154000	Contr Svc-Audit Fees	JE	201	3/31/2012	830.00
53154000	Contr Svc-Audit Fees	JR	275	3/31/2012	7,779.00
53155000	Contr Svc-Legal	JE	175	3/31/2012	43,678.29
53155000	Contr Svc-Legal	JE	175	3/31/2012	13,283.50
53155000	Contr Svc-Legal	JE	175	3/31/2012	74.00
53155000	Contr Svc-Legal	JE	175	3/31/2012	366.66
53155000	Contr Svc-Legal	JE	175	3/31/2012	3,762.50
53155000	Contr Svc-Legal	JE	175	3/31/2012	4,846.42
53155000	Contr Svc-Legal	JE	175	3/31/2012	5,700.00
53409999	AWWSC Conversion	JB	31000716	3/31/2012	19,949.36
53409999	AWWSC Conversion	JB	31000716	3/31/2012	17,367.69
53409999	AWWSC Conversion	JB	31000716	3/31/2012	72,290.25
53409999	AWWSC Conversion	JB	31000716	3/31/2012	28,085.19
53409999	AWWSC Conversion	JB	31000716	3/31/2012	21,057.33
53409999	AWWSC Conversion	JB	31000716	3/31/2012	27,444.48
53409999	AWWSC Conversion	JB	31000716	3/31/2012	22,435.49
53409999	AWWSC Conversion	JB	31000716	3/31/2012	7,840.49
53409999	AWWSC Conversion	JB	31000716	3/31/2012	(41.33)
53409999	AWWSC Conversion	JB	31000716	3/31/2012	3,368.03
53409999	AWWSC Conversion	JB	31000716	3/31/2012	2,498.55
53409999	AWWSC Conversion	JB	31000716	3/31/2012	4,251.01
53409999	AWWSC Conversion	JB	31000716	3/31/2012	63,109.06

Kentucky American Water Company  
Case No. 2012-00520  
Response to PSC DR1, Item 31

Account	Description	Doc Type	Document Number	Posting Date	Amount
53409999	AWWSC Conversion	JB	31000716	3/31/2012	172,784.62
53409999	AWWSC Conversion	JB	31000716	3/31/2012	179,621.50
53409999	AWWSC Conversion	JB	31000716	3/31/2012	787.13
53409999	AWWSC Conversion	JB	31000716	3/31/2012	787.13
53409999	AWWSC Conversion	JB	31000716	3/31/2012	787.13
53409999	AWWSC Conversion	JB	31000716	3/31/2012	787.13
53409999	AWWSC Conversion	JB	31000716	3/31/2012	787.13
53409999	AWWSC Conversion	JB	31000716	3/31/2012	21,277.44
53409999	AWWSC Conversion	JB	31000716	3/31/2012	14,350.32
53409999	AWWSC Conversion	JB	31000716	3/31/2012	59,295.80
55000016	Trans Oper AG	CC	30999562	3/31/2012	36.35
55000016	Trans Oper AG	CC	30999798	3/31/2012	10.00
55000016	Trans Oper AG	CC	30999813	3/31/2012	130.00
55000016	Trans Oper AG	CC	30999901	3/31/2012	8.00
55000016	Trans Oper AG	CC	30999905	3/31/2012	26.00
55000016	Trans Oper AG	CC	30999932	3/31/2012	75.00
55000016	Trans Oper AG	CC	30999933	3/31/2012	62.93
55000016	Trans Oper AG	CC	30999936	3/31/2012	109.17
55000016	Trans Oper AG	CC	31000134	3/31/2012	12.13
55000016	Trans Oper AG	CC	31000153	3/31/2012	53.71
55010200	Trans Lease Fuel	JE	240	3/31/2012	(1.01)
55010200	Trans Lease Fuel	JE	240	3/31/2012	43.48
55010200	Trans Lease Fuel	JE	240	3/31/2012	1,605.52
55010200	Trans Lease Fuel	JE	240	3/31/2012	415.86
55010200	Trans Lease Fuel	JE	240	3/31/2012	22,313.07
55010200	Trans Lease Fuel	JE	240	3/31/2012	1,613.46
55010200	Trans Lease Fuel	JE	240	3/31/2012	656.95
55010200	Trans Lease Fuel	JE	240	3/31/2012	190.90
55010200	Trans Lease Fuel	JE	240	3/31/2012	997.65
55010200	Trans Lease Fuel	JE	240	3/31/2012	1,268.23
55010200	Trans Lease Fuel	JE	240	3/31/2012	201.35
55010200	Trans Lease Fuel	JE	240	3/31/2012	3,923.63
55010200	Trans Lease Fuel	JE	240	3/31/2012	109.23
55010200	Trans Lease Fuel	JE	242	3/31/2012	390.27
55010200	Trans Lease Fuel	JE	242	3/31/2012	4,062.85
55010200	Trans Lease Fuel	JE	242	3/31/2012	234.35
55010200	Trans Lease Fuel	JE	242	3/31/2012	197.06
55010200	Trans Lease Fuel	JE	242	3/31/2012	209.42
55010200	Trans Lease Fuel	JE	242	3/31/2012	264.59
55010200	Trans Lease Fuel	JE	242	3/31/2012	361.32
55010200	Trans Lease Fuel	JE	242	3/31/2012	302.43
55010300	Trans Lease Maint	JE	240	3/31/2012	3.00
55010300	Trans Lease Maint	JE	240	3/31/2012	5.00
55010300	Trans Lease Maint	JE	240	3/31/2012	6,047.06
55010300	Trans Lease Maint	JE	240	3/31/2012	427.58
55010300	Trans Lease Maint	JE	240	3/31/2012	18,286.94
55010300	Trans Lease Maint	JE	240	3/31/2012	983.97
55010300	Trans Lease Maint	JE	240	3/31/2012	20.00
55010300	Trans Lease Maint	JE	240	3/31/2012	18.59
55010300	Trans Lease Maint	JE	240	3/31/2012	999.44
55010300	Trans Lease Maint	JE	240	3/31/2012	3,101.88
55010300	Trans Lease Maint	JE	240	3/31/2012	5.00
55010300	Trans Lease Maint	JE	240	3/31/2012	3,867.39
55010300	Trans Lease Maint	JE	240	3/31/2012	158.21
55010300	Trans Lease Maint	JE	245	3/31/2012	461.78
55010300	Trans Lease Maint	JE	241	3/31/2012	950.00
55010300	Trans Lease Maint	JE	241	3/31/2012	7,110.00
55010300	Trans Lease Maint	JE	241	3/31/2012	169.00
55110000	Ins Vehicle	JR	115	3/31/2012	2,949.17
55710000	Ins General Liabilty	JR	101	3/31/2012	187.83
55710000	Ins General Liabilty	JR	102	3/31/2012	187.32
55710000	Ins General Liabilty	JR	107	3/31/2012	151.44
55710000	Ins General Liabilty	JR	109	3/31/2012	523.73
55710000	Ins General Liabilty	JR	111	3/31/2012	17,685.20
55710000	Ins General Liabilty	JR	113	3/31/2012	4,510.47
55710000	Ins General Liabilty	JR	114	3/31/2012	824.99
55710000	Ins General Liabilty	JR	119	3/31/2012	782.78
55710000	Ins General Liabilty	JR	125	3/31/2012	412.95
55710000	Ins General Liabilty	JR	128	3/31/2012	66.42
55710000	Ins General Liabilty	JE	235	3/31/2012	10,960.80
55720000	Ins Work Comp	JR	112	3/31/2012	13,570.32
55720000	Ins Work Comp	JR	2007	3/31/2012	94.99
55720000	Ins Work Comp	JR	2007	3/31/2012	(94.99)
55730000	Ins Other	JR	100	3/31/2012	8.82
55730000	Ins Other	JR	103	3/31/2012	58.42
55730000	Ins Other	JR	104	3/31/2012	51.33
55730000	Ins Other	JR	110	3/31/2012	538.90

Kentucky American Water Company  
Case No. 2012-00520  
Response to PSC DR1, Item 31

Account	Description	Doc Type	Document Number	Posting Date	Amount
55730000	Ins Other	JR	116	3/31/2012	9,561.52
56610000	Reg Exp-Amort	JE	12120302	3/31/2012	184.68
56610000	Reg Exp-Amort	JR	700	3/31/2012	16,565.87
56620000	Reg Exp-Depr Stdy	JR	800	3/31/2012	561.46
56620000	Reg Exp-Depr Stdy	JR	900	3/31/2012	617.21
57010015	Uncoll Accts Exp CA	JE	100	3/31/2012	(15,110.57)
57010016	Uncoll Accts Exp AG	JE	260	3/31/2012	5,909.40
59011500	Gains/Loss NUP Sales	F2	30996039	3/31/2012	2,750.00
62002100	M&S Maint SS	CC	30999292	3/31/2012	379.89
62002100	M&S Maint SS	CC	30999396	3/31/2012	15.92
62002100	M&S Maint SS	CC	30999557	3/31/2012	270.61
62002100	M&S Maint SS	CC	30999558	3/31/2012	166.09
62002100	M&S Maint SS	CC	30999560	3/31/2012	(22.69)
62002100	M&S Maint SS	CC	30999563	3/31/2012	22.69
62002100	M&S Maint SS	CC	30999759	3/31/2012	38.14
62002100	M&S Maint SS	CC	30999892	3/31/2012	14.81
62002100	M&S Maint SS	CC	30999893	3/31/2012	693.00
62002100	M&S Maint SS	CC	30999894	3/31/2012	562.44
62002100	M&S Maint SS	CC	30999895	3/31/2012	31.77
62002100	M&S Maint SS	CC	30999931	3/31/2012	1,950.00
62002100	M&S Maint SS	CC	30999937	3/31/2012	36.79
62002100	M&S Maint SS	CC	30999938	3/31/2012	233.61
62002100	M&S Maint SS	CC	31000124	3/31/2012	298.89
62002100	M&S Maint SS	CC	31000133	3/31/2012	1,222.64
62002100	M&S Maint SS	CC	31000144	3/31/2012	105.79
62002100	M&S Maint SS	CC	31000147	3/31/2012	23.91
62002100	M&S Maint SS	CC	31000163	3/31/2012	368.88
62002100	M&S Maint SS	CC	31000330	3/31/2012	200.93
62002100	M&S Maint SS	CC	31000353	3/31/2012	108.06
62002100	M&S Maint SS	CC	31000384	3/31/2012	602.11
62002100	M&S Maint SS	JE	600	3/31/2012	1,500.00
62002100	M&S Maint SS	JE	160	3/31/2012	1,418.75
62002100	M&S Maint SS	JE	160	3/31/2012	1,418.75
62002300	M&S Maint WT	JE	50000	3/31/2012	(36.59)
62002300	M&S Maint WT	JE	600	3/31/2012	1,700.00
62002300	M&S Maint WT	JE	600	3/31/2012	1,000.00
62002300	M&S Maint WT	JE	160	3/31/2012	2,183.54
62002300	M&S Maint WT	JE	160	3/31/2012	1,637.63
62002600	M&S Maint AG	JR	201	3/31/2012	1,808.76
62502600	Misc Maint AG	JR	204	3/31/2012	341.52
62502600	Misc Maint AG	JR	209	3/31/2012	3,957.16
62502600	Misc Maint AG	JR	214	3/31/2012	725.05
62502600	Misc Maint AG	JR	220	3/31/2012	224.25
62502600	Misc Maint AG	JR	221	3/31/2012	561.20
62512300	Amort Def Maint WT	JE	12120301	3/31/2012	(1,036.94)
62512300	Amort Def Maint WT	JE	12120301	3/31/2012	(978.38)
62512300	Amort Def Maint WT	JE	12120301	3/31/2012	(4,845.70)
62512300	Amort Def Maint WT	JE	12120301	3/31/2012	(2,224.93)
62512300	Amort Def Maint WT	JR	600	3/31/2012	3,019.97
62512300	Amort Def Maint WT	JR	606	3/31/2012	1,244.41
62512300	Amort Def Maint WT	JR	607	3/31/2012	1,281.93
62512300	Amort Def Maint WT	JR	609	3/31/2012	1,469.26
62512300	Amort Def Maint WT	JR	611	3/31/2012	1,800.99
62512300	Amort Def Maint WT	JR	613	3/31/2012	382.23
62512300	Amort Def Maint WT	JR	613	3/31/2012	148.44
62512300	Amort Def Maint WT	JR	614	3/31/2012	2,238.71
62512300	Amort Def Maint WT	JR	614	3/31/2012	619.56
62512400	Amort Def Maint TD	JR	600	3/31/2012	5,260.36
62512400	Amort Def Maint TD	JR	608	3/31/2012	2,149.90
62512400	Amort Def Maint TD	JR	610	3/31/2012	416.66
62512400	Amort Def Maint TD	JR	612	3/31/2012	276.13
62512400	Amort Def Maint TD	JR	613	3/31/2012	809.76
62512400	Amort Def Maint TD	JR	613	3/31/2012	189.97
62512400	Amort Def Maint TD	JR	615	3/31/2012	7,172.91
62520700	Misc Main Pvg/Bckfill	JE	300	3/31/2012	8,651.06
62520700	Misc Main Pvg/Bckfill	JE	300	3/31/2012	9,359.90
62520700	Misc Main Pvg/Bckfill	JE	160	3/31/2012	2,165.57
68011000	Depr -UPIS General	JU	30948104	3/31/2012	(26,781.46)
68011000	Depr -UPIS General	DP	30997609	3/31/2012	876,107.19
68011000	Depr -UPIS General	DP	30997609	3/31/2012	14,181.36
68011000	Depr -UPIS General	DP	30997609	3/31/2012	7,358.78
68011000	Depr -UPIS General	DP	30997609	3/31/2012	139.89
68011000	Depr -UPIS General	DP	30997609	3/31/2012	3,424.82
68011000	Depr -UPIS General	DP	30997609	3/31/2012	12,371.76
68012000	Depr -Amort CIAC Tx	DP	30997609	3/31/2012	(22,888.23)
68012000	Depr -Amort CIAC Tx	DP	30997609	3/31/2012	(32.36)
68012500	Depr-Amort CIAC Nntx	DP	30997609	3/31/2012	(5,680.56)

Kentucky American Water Company  
Case No. 2012-00520  
Response to PSC DR1, Item 31

Account	Description	Doc Type	Document Number	Posting Date	Amount
68012500	Depr-Amort CIAC Nntx	DP	30997609	3/31/2012	30.80
68012500	Depr-Amort CIAC Nntx	DP	30997609	3/31/2012	(84,160.40)
68012500	Depr-Amort CIAC Nntx	DP	30997609	3/31/2012	(5,162.84)
68012500	Depr-Amort CIAC Nntx	DP	30997609	3/31/2012	(2,153.22)
68254000	Amort-RegAsset AFUDC	JU	30092822	3/31/2012	11,181.78
68255000	Amort-UPAA	JU	907	3/31/2012	697.33
68255000	Amort-UPAA	JU	30009706	3/31/2012	16.06
68257000	Amort-Prop Losses	JR	100	3/31/2012	4,756.67
68258000	Amort-Reg Asset	JU	30092823	3/31/2012	575.00
68311000	Rem Costs-ARO/NNS	DP	30997609	3/31/2012	2,177.20
68311000	Rem Costs-ARO/NNS	DP	30997609	3/31/2012	2,608.74
68311000	Rem Costs-ARO/NNS	DP	30997609	3/31/2012	162,694.11
68520000	Property Taxes	JH	6	3/31/2012	354,653.34
68545000	Utility Reg Assessme	JH	4	3/31/2012	9,438.11
69011000	FIT-Current	JE	30998718	3/31/2012	(1,429.00)
69011000	FIT-Current	JE	31001239	3/31/2012	(860,616.26)
69021000	SIT-Current	JE	30998718	3/31/2012	4,082.00
69021000	SIT-Current	JE	31001239	3/31/2012	(152,841.67)
69031000	FIT-Oth Inc&Ded CY	JE	31001239	3/31/2012	295.44
69041000	SIT-Oth Inc&Ded CY	JE	31001239	3/31/2012	53.88
69063000	Def FIT-RegAsst/Liab	JT	30092822	3/31/2012	37,714.41
69063000	Def FIT-RegAsst/Liab	JT	30092822	3/31/2012	2,158.75
69063000	Def FIT-RegAsst/Liab	JT	30092822	3/31/2012	(1,698.65)
69063000	Def FIT-RegAsst/Liab	JT	30092822	3/31/2012	(11,029.58)
69063000	Def FIT-RegAsst/Liab	JT	30092822	3/31/2012	(365.33)
69063000	Def FIT-RegAsst/Liab	JT	30092822	3/31/2012	(300.91)
69063000	Def FIT-RegAsst/Liab	JT	30092822	3/31/2012	(2,750.67)
69065000	Def FIT-Other	JE	31001239	3/31/2012	1,185,471.71
69073000	Def SIT-RegAsst/Liab	JT	30092822	3/31/2012	6,878.01
69073000	Def SIT-RegAsst/Liab	JT	30092822	3/31/2012	137.75
69073000	Def SIT-RegAsst/Liab	JT	30092822	3/31/2012	(2,199.58)
69073000	Def SIT-RegAsst/Liab	JT	30092822	3/31/2012	(309.68)
69073000	Def SIT-RegAsst/Liab	JT	30092822	3/31/2012	(704.00)
69073000	Def SIT-RegAsst/Liab	JT	30092822	3/31/2012	(66.67)
69073000	Def SIT-RegAsst/Liab	JT	30092822	3/31/2012	(54.92)
69073000	Def SIT-RegAsst/Liab	JT	30092822	3/31/2012	(501.66)
69073000	Def SIT-RegAsst/Liab	JT	30092822	3/31/2012	(1,857.42)
69073500	Def SIT-Other	JE	31001239	3/31/2012	212,085.83
69522000	ITC Restored-3%	JT	30092822	3/31/2012	(637.67)
69523000	ITC Restored-4%	JT	30092822	3/31/2012	(525.42)
69524000	ITC Restored-10%	JT	30092822	3/31/2012	(5,903.33)
70510000	AFUDC-Equity	F6	31000694	3/31/2012	(58.07)
70510000	AFUDC-Equity	F6	31000694	3/31/2012	(42,419.98)
70510000	AFUDC-Equity	F6	31000694	3/31/2012	(10,388.94)
70510000	AFUDC-Equity	F6	31000694	3/31/2012	(1,160.43)
71521000	M&J Expenses	JE	50000	3/31/2012	10.00
71521000	M&J Expenses	JE	300	3/31/2012	697.60
71521000	M&J Expenses	JE	300	3/31/2012	227.50
75510000	Amort UPAA	JU	908	3/31/2012	(35.38)
75810000	Donations Deductible	JE	50000	3/31/2012	100.00
75840000	Lobbying Expenses	JR	1212	3/31/2012	469.72
81010000	Interest LTD	JR	1000	3/31/2012	(10,875.79)
81010000	Interest LTD	JE	103	3/31/2012	207,952.50
81010000	Interest LTD	JE	103	3/31/2012	87,885.42
81010000	Interest LTD	JE	103	3/31/2012	161,046.67
81015000	Interest LTD Interco	JE	103	3/31/2012	117,812.50
81015000	Interest LTD Interco	JE	103	3/31/2012	461,951.39
81015000	Interest LTD Interco	JE	103	3/31/2012	364,722.22
81015000	Interest LTD Interco	JE	103	3/31/2012	937,744.79
81015000	Interest LTD Interco	JE	103	3/31/2012	1,420,242.08
81015000	Interest LTD Interco	JE	105	3/31/2012	731,250.00
81020000	Div Decl P/S w/ MRR	JE	103	3/31/2012	31,762.50
81020000	Div Decl P/S w/ MRR	JE	105	3/31/2012	95,287.50
81315000	Interest STD Interco	JE	125	3/31/2012	6,519.25
82010000	Amort Debt Disc&Exp	JR	300	3/31/2012	665.38
82015000	Amort Dbt Dsc&Ex I/C	JR	500	3/31/2012	77.75
82015000	Amort Dbt Dsc&Ex I/C	JR	500	3/31/2012	1,381.14
82015000	Amort Dbt Dsc&Ex I/C	JR	501	3/31/2012	1,699.18
82015000	Amort Dbt Dsc&Ex I/C	JR	502	3/31/2012	1,084.02
82015000	Amort Dbt Dsc&Ex I/C	JR	503	3/31/2012	905.46
82020000	Amort P/S Exp w/ MRR	JR	400	3/31/2012	64.24
85000000	AFUDC Debt	F0	31000693	3/31/2012	(7,969.61)
85000000	AFUDC Debt	F0	31000693	3/31/2012	(44.55)
85000000	AFUDC Debt	F0	31000693	3/31/2012	(16,418.35)
85000000	AFUDC Debt	F0	31000693	3/31/2012	(890.20)
86021500	Div Decl Com Stk I/C	DT	120	3/31/2012	5,266,433.76
86031000	Div Dec Pref Stk	JE	103	3/31/2012	5,589.00

Kentucky American Water Company  
Case No. 2012-00520  
Response to PSC DR1, Item 31

Account	Description	Doc Type	Document Number	Posting Date	Amount
86031000	Div Dec Pref Stk	JE	103	3/31/2012	7,135.00
86031000	Div Dec Pref Stk	JE	103	3/31/2012	6,682.50
40112000	Res Sales Unbilled	JE	30997599	4/1/2012	2,008,457.45
40122000	Com Sales Unbilled	JE	30997599	4/1/2012	953,327.44
40132000	Ind Sales Unbilled	JE	30997599	4/1/2012	94,940.47
40152000	Publ Auth Unbilled	JE	30997599	4/1/2012	272,605.74
40162000	SalesforRslc Unbilld	JE	30997599	4/1/2012	99,014.11
40231000	Ind WW Svc Billed	RR	10176409	4/1/2012	(500.00)
40310200	OthRev-Rent	RR	10176372	4/1/2012	(95.00)
40310200	OthRev-Rent	RR	10176517	4/1/2012	(2,000.00)
40310200	OthRev-Rent	RR	10176548	4/1/2012	(2,848.73)
40310200	OthRev-Rent	RR	10176559	4/1/2012	(2,665.62)
40310300	OthRev-CFO	JE	50	4/1/2012	72,691.63
40310300	OthRev-CFO	JE	50	4/1/2012	27,165.26
40310300	OthRev-CFO	JE	50	4/1/2012	184.86
40310300	OthRev-CFO	JE	50	4/1/2012	35,815.33
50101305	Labor Oper WT SupEng	JE	30996930	4/1/2012	(7,173.00)
50101400	Labor Oper TD	JE	30996930	4/1/2012	(5,358.00)
50101405	Labor Oper TD SupEng	JE	30996930	4/1/2012	(4,848.00)
50101405	Labor Oper TD SupEng	JE	30996930	4/1/2012	(1,399.00)
50101600	Labor Oper AG	JE	30996930	4/1/2012	(14,777.00)
50101600	Labor Oper AG	JE	30996930	4/1/2012	(20,359.00)
50101600	Labor Oper AG	JE	30996930	4/1/2012	(1,725.00)
50101600	Labor Oper AG	JE	30996930	4/1/2012	(2,376.00)
50101600	Labor Oper AG	JE	30996930	4/1/2012	(4,508.00)
50101600	Labor Oper AG	JE	30996930	4/1/2012	(3,720.00)
50101600	Labor Oper AG	JE	30996930	4/1/2012	(45,371.00)
50101600	Labor Oper AG	JE	30996930	4/1/2012	(108,127.00)
50101600	Labor Oper AG	JE	30996930	4/1/2012	(6,038.00)
50101600	Labor Oper AG	JE	30996930	4/1/2012	(13,340.00)
50421000	401k Expense	JE	30997653	4/1/2012	(5,606.00)
50422000	DCP Expense	JE	30996854	4/1/2012	(7,091.00)
50457000	Training	CC	30999723	4/1/2012	(160.78)
50550000	Group Insur Expense	RR	10176282	4/1/2012	(196.34)
50550000	Group Insur Expense	RR	10176283	4/1/2012	(463.00)
50550000	Group Insur Expense	RR	10176315	4/1/2012	(50.00)
50550000	Group Insur Expense	RR	10176380	4/1/2012	(463.00)
50550000	Group Insur Expense	RR	10176386	4/1/2012	(463.00)
50550000	Group Insur Expense	RR	10176387	4/1/2012	(578.34)
51010000	Purchased Water	JE	205	4/1/2012	(14,994.00)
51010000	Purchased Water	JE	205	4/1/2012	(3,816.00)
51010000	Purchased Water	JE	205	4/1/2012	(9,773.00)
51010000	Purchased Water	JE	205	4/1/2012	(901.00)
51110000	Waste Disposal	JE	155	4/1/2012	(4,281.84)
51110000	Waste Disposal	JE	155	4/1/2012	4,281.84
51110000	Waste Disposal	JE	156	4/1/2012	(7,595.62)
51110000	Waste Disposal	JE	156	4/1/2012	3,449.28
51510012	Purchased Power P	JE	155	4/1/2012	(36,481.83)
51510012	Purchased Power P	JE	155	4/1/2012	(11,896.56)
51510012	Purchased Power P	JE	155	4/1/2012	(425.23)
51510012	Purchased Power P	JE	155	4/1/2012	(724.35)
51510012	Purchased Power P	JE	155	4/1/2012	36,481.83
51510012	Purchased Power P	JE	155	4/1/2012	11,896.56
51510012	Purchased Power P	JE	155	4/1/2012	425.23
51510012	Purchased Power P	JE	155	4/1/2012	724.35
51510012	Purchased Power P	JE	156	4/1/2012	(68,612.40)
51510012	Purchased Power P	JE	156	4/1/2012	(20,340.30)
51510012	Purchased Power P	JE	156	4/1/2012	(610.91)
51510012	Purchased Power P	JE	156	4/1/2012	(1,477.25)
51510012	Purchased Power P	JE	156	4/1/2012	34,377.84
51510012	Purchased Power P	JE	156	4/1/2012	9,583.21
51510012	Purchased Power P	JE	156	4/1/2012	143.13
51510012	Purchased Power P	JE	156	4/1/2012	658.50
51510012	Purchased Power P	JE	157	4/1/2012	(3,624.83)
51510012	Purchased Power P	JE	157	4/1/2012	(661.24)
51510013	Purchased Power WT	JE	155	4/1/2012	(146,205.72)
51510013	Purchased Power WT	JE	155	4/1/2012	(29,992.68)
51510013	Purchased Power WT	JE	155	4/1/2012	(60,077.07)
51510013	Purchased Power WT	JE	155	4/1/2012	(11,324.22)
51510013	Purchased Power WT	JE	155	4/1/2012	(2,900.75)
51510013	Purchased Power WT	JE	155	4/1/2012	146,205.72
51510013	Purchased Power WT	JE	155	4/1/2012	29,992.68
51510013	Purchased Power WT	JE	155	4/1/2012	60,077.07
51510013	Purchased Power WT	JE	155	4/1/2012	11,324.22
51510013	Purchased Power WT	JE	155	4/1/2012	2,900.75
51510013	Purchased Power WT	JE	156	4/1/2012	(279,651.82)
51510013	Purchased Power WT	JE	156	4/1/2012	(49,600.92)

Kentucky American Water Company  
Case No. 2012-00520  
Response to PSC DR1, Item 31

Account	Description	Doc Type	Document Number	Posting Date	Amount
51510013	Purchased Power WT	JE	156	4/1/2012	(120,608.86)
51510013	Purchased Power WT	JE	156	4/1/2012	(22,853.15)
51510013	Purchased Power WT	JE	156	4/1/2012	(6,397.43)
51510013	Purchased Power WT	JE	156	4/1/2012	121,838.07
51510013	Purchased Power WT	JE	156	4/1/2012	24,160.62
51510013	Purchased Power WT	JE	156	4/1/2012	56,201.10
51510013	Purchased Power WT	JE	156	4/1/2012	11,051.64
51510013	Purchased Power WT	JE	156	4/1/2012	3,364.93
51510013	Purchased Power WT	JE	157	4/1/2012	(3,751.87)
51510013	Purchased Power WT	JE	157	4/1/2012	18,014.16
51510014	Purchased Power TD	JE	155	4/1/2012	(13.80)
51510014	Purchased Power TD	JE	155	4/1/2012	(546.29)
51510014	Purchased Power TD	JE	155	4/1/2012	13.80
51510014	Purchased Power TD	JE	155	4/1/2012	546.29
51510014	Purchased Power TD	JE	156	4/1/2012	(34.98)
51510014	Purchased Power TD	JE	156	4/1/2012	(984.36)
51510014	Purchased Power TD	JE	156	4/1/2012	51.05
51510014	Purchased Power TD	JE	156	4/1/2012	304.98
51510014	Purchased Power TD	JE	99031217	4/1/2012	(23.32)
52001400	M&S Oper TD	JE	50000	4/1/2012	(390.73)
52001600	M&S Oper AG	JE	50000	4/1/2012	(210.79)
52001600	M&S Oper AG	JE	50000	4/1/2012	(487.19)
52001600	M&S Oper AG	JE	50000	4/1/2012	(14.99)
52001600	M&S Oper AG	JE	600	4/1/2012	(5,072.10)
52501200	Misc Oper P	JE	50000	4/1/2012	(15.92)
52501300	Misc Oper WT	JE	50000	4/1/2012	(1,611.55)
52501400	Misc Oper TD	JE	50000	4/1/2012	(391.20)
52501400	Misc Oper TD	JE	148	4/1/2012	(98.67)
52501400	Misc Oper TD	JE	160	4/1/2012	(1,752.28)
52501400	Misc Oper TD	JE	160	4/1/2012	(1,059.79)
52501600	Misc Oper AG	JE	50000	4/1/2012	(65.72)
52501600	Misc Oper AG	JE	50000	4/1/2012	(111.30)
52501600	Misc Oper AG	JE	50000	4/1/2012	(79.20)
52501600	Misc Oper AG	JE	50000	4/1/2012	(229.18)
52501600	Misc Oper AG	CC	30999299	4/1/2012	(487.58)
52501600	Misc Oper AG	JE	334	4/1/2012	(117.92)
52501600	Misc Oper AG	JE	333	4/1/2012	(142.75)
52501600	Misc Oper AG	JE	31001031	4/1/2012	1,839.52
52501600	Misc Oper AG	JE	160	4/1/2012	(26,707.74)
52510015	Bank Svc Charges-CA	JE	141	4/1/2012	(8,581.26)
52510015	Bank Svc Charges-CA	JE	140	4/1/2012	(14,989.62)
52520000	Collection Agencies	JE	335	4/1/2012	(3,377.64)
52520000	Collection Agencies	JE	335	4/1/2012	48.28
52520000	Collection Agencies	JE	335	4/1/2012	(301.68)
52520000	Collection Agencies	JE	316	4/1/2012	(5,595.73)
52526100	Credit Line Fees I/C	JE	129	4/1/2012	(4,349.75)
52532013	Electricity WT	JE	155	4/1/2012	(32.00)
52532013	Electricity WT	JE	155	4/1/2012	(59.77)
52532013	Electricity WT	JE	155	4/1/2012	(143.64)
52532013	Electricity WT	JE	155	4/1/2012	32.00
52532013	Electricity WT	JE	155	4/1/2012	59.77
52532013	Electricity WT	JE	155	4/1/2012	143.64
52532013	Electricity WT	JE	156	4/1/2012	(241.04)
52532013	Electricity WT	JE	156	4/1/2012	(192.52)
52532013	Electricity WT	JE	156	4/1/2012	(323.16)
52532013	Electricity WT	JE	156	4/1/2012	201.37
52532013	Electricity WT	JE	156	4/1/2012	130.19
52532013	Electricity WT	JE	156	4/1/2012	115.77
52532014	Electricity TD	JE	155	4/1/2012	(4,603.33)
52532014	Electricity TD	JE	155	4/1/2012	(1,538.84)
52532014	Electricity TD	JE	155	4/1/2012	4,603.33
52532014	Electricity TD	JE	155	4/1/2012	1,538.84
52532014	Electricity TD	JE	156	4/1/2012	(9,989.06)
52532014	Electricity TD	JE	156	4/1/2012	(2,220.84)
52532014	Electricity TD	JE	156	4/1/2012	4,872.19
52532014	Electricity TD	JE	156	4/1/2012	1,170.24
52532014	Electricity TD	JE	99031217	4/1/2012	(332.71)
52532014	Electricity TD	JE	99031217	4/1/2012	(189.26)
52532016	Electricity AG	JE	155	4/1/2012	(7,082.28)
52532016	Electricity AG	JE	155	4/1/2012	(608.35)
52532016	Electricity AG	JE	155	4/1/2012	7,082.28
52532016	Electricity AG	JE	155	4/1/2012	608.35
52532016	Electricity AG	JE	156	4/1/2012	(12,960.13)
52532016	Electricity AG	JE	156	4/1/2012	(766.28)
52532016	Electricity AG	JE	156	4/1/2012	5,704.52
52532016	Electricity AG	JE	156	4/1/2012	86.69
52534000	Employee Expenses	JE	50000	4/1/2012	(129.30)

Kentucky American Water Company  
Case No. 2012-00520  
Response to PSC DR1, Item 31

Account	Description	Doc Type	Document Number	Posting Date	Amount
52534000	Employee Expenses	JE	50000	4/1/2012	(5.00)
52534000	Employee Expenses	JE	50000	4/1/2012	(13.00)
52534000	Employee Expenses	JE	50000	4/1/2012	(314.70)
52534000	Employee Expenses	JE	50000	4/1/2012	(32.64)
52534000	Employee Expenses	CC	30999415	4/1/2012	(5.00)
52534000	Employee Expenses	CC	30999419	4/1/2012	(5.00)
52534000	Employee Expenses	CC	30999420	4/1/2012	(146.80)
52534000	Employee Expenses	CC	30999814	4/1/2012	(170.00)
52534000	Employee Expenses	CC	31000162	4/1/2012	(105.00)
52534000	Employee Expenses	CC	31000399	4/1/2012	(145.19)
52534200	Conferences & Reg	CC	30999559	4/1/2012	(4.00)
52535000	Meals Deductible	JE	50000	4/1/2012	(33.58)
52535000	Meals Deductible	JE	50000	4/1/2012	(33.50)
52535000	Meals Deductible	JE	50000	4/1/2012	(85.14)
52535000	Meals Deductible	JE	50000	4/1/2012	(106.41)
52535000	Meals Deductible	CC	30999406	4/1/2012	(47.75)
52535000	Meals Deductible	CC	30999426	4/1/2012	(54.36)
52535000	Meals Deductible	CC	30999561	4/1/2012	(24.13)
52535000	Meals Deductible	CC	30999572	4/1/2012	(4.00)
52535000	Meals Deductible	CC	30999573	4/1/2012	(17.65)
52535000	Meals Deductible	CC	30999766	4/1/2012	(36.00)
52535000	Meals Deductible	CC	30999800	4/1/2012	(17.00)
52535000	Meals Deductible	CC	30999896	4/1/2012	(42.88)
52535000	Meals Deductible	CC	31000154	4/1/2012	(38.69)
52535000	Meals Deductible	CC	31000362	4/1/2012	(11.97)
52535000	Meals Deductible	CC	31000363	4/1/2012	(29.43)
52535000	Meals Deductible	CC	31000385	4/1/2012	(14.83)
52535000	Meals Deductible	CC	31000398	4/1/2012	(16.61)
52535000	Meals Deductible	CC	31000421	4/1/2012	(21.17)
52535000	Meals Deductible	CC	31000594	4/1/2012	(111.57)
52542015	Forms CA	JE	300	4/1/2012	(16,826.86)
52548014	Heating Oil/Gas TD	JE	155	4/1/2012	(3,132.88)
52548014	Heating Oil/Gas TD	JE	155	4/1/2012	(139.80)
52548014	Heating Oil/Gas TD	JE	155	4/1/2012	3,132.88
52548014	Heating Oil/Gas TD	JE	155	4/1/2012	139.80
52548014	Heating Oil/Gas TD	JE	156	4/1/2012	(4,922.64)
52548014	Heating Oil/Gas TD	JE	156	4/1/2012	(331.81)
52548014	Heating Oil/Gas TD	JE	156	4/1/2012	2,760.80
52548014	Heating Oil/Gas TD	JE	156	4/1/2012	140.07
52548016	Heating Oil/Gas AG	JE	155	4/1/2012	(1,784.88)
52548016	Heating Oil/Gas AG	JE	155	4/1/2012	1,784.88
52548016	Heating Oil/Gas AG	JE	156	4/1/2012	(3,672.79)
52548016	Heating Oil/Gas AG	JE	156	4/1/2012	1,554.36
52554500	Lab Supplies	JE	50000	4/1/2012	(2,599.15)
52562015	Off&Adm Supplies CA	JE	50000	4/1/2012	(55.74)
52562016	Off&Adm Supplies AG	JE	50000	4/1/2012	(9.90)
52571100	Add'l Security Costs	JE	600	4/1/2012	(715.20)
52571100	Add'l Security Costs	JE	160	4/1/2012	(2,668.64)
52571100	Add'l Security Costs	JE	160	4/1/2012	(2,668.64)
52571100	Add'l Security Costs	JE	160	4/1/2012	(2,655.11)
52574015	Telephone CA	JE	148	4/1/2012	(2,085.97)
52574016	Telephone AG	JE	148	4/1/2012	(2.35)
52574016	Telephone AG	JE	148	4/1/2012	(6.88)
52574016	Telephone AG	JE	148	4/1/2012	(126.46)
52574016	Telephone AG	JE	148	4/1/2012	(49.74)
52574016	Telephone AG	JE	148	4/1/2012	(368.16)
52574016	Telephone AG	JE	148	4/1/2012	(1,046.16)
52574016	Telephone AG	JE	148	4/1/2012	(3.56)
52574016	Telephone AG	JE	148	4/1/2012	(65.89)
52574113	Cell Phone WT	JE	148	4/1/2012	(54.25)
52574114	Cell Phone TD	JE	148	4/1/2012	(6.53)
52574114	Cell Phone TD	JE	148	4/1/2012	(267.20)
52574116	Cell Phone AG	CC	30999539	4/1/2012	(100.00)
52574116	Cell Phone AG	JE	148	4/1/2012	(217.68)
52574116	Cell Phone AG	JE	148	4/1/2012	(430.27)
52574116	Cell Phone AG	JE	148	4/1/2012	(51.89)
52574116	Cell Phone AG	JE	148	4/1/2012	(88.30)
52574116	Cell Phone AG	JE	148	4/1/2012	(56.90)
52574116	Cell Phone AG	JE	148	4/1/2012	(766.93)
52574116	Cell Phone AG	JE	148	4/1/2012	(2,043.46)
52574116	Cell Phone AG	JE	148	4/1/2012	(276.95)
52574116	Cell Phone AG	JE	148	4/1/2012	(121.29)
52574116	Cell Phone AG	JE	148	4/1/2012	(51.06)
52574116	Cell Phone AG	JE	148	4/1/2012	(77.73)
52574116	Cell Phone AG	JE	148	4/1/2012	(119.77)
52574116	Cell Phone AG	JE	148	4/1/2012	(247.14)
52582014	Uniforms TD	JE	50000	4/1/2012	(273.45)

Kentucky American Water Company  
Case No. 2012-00520  
Response to PSC DR1, Item 31

Account	Description	Doc Type	Document Number	Posting Date	Amount
52582014	Uniforms TD	CC	30999574	4/1/2012	(111.30)
52582014	Uniforms TD	CC	30999897	4/1/2012	(69.34)
52582014	Uniforms TD	CC	30999900	4/1/2012	(43.59)
52582014	Uniforms TD	CC	30999934	4/1/2012	(211.72)
52582014	Uniforms TD	CC	30999935	4/1/2012	(43.51)
52582014	Uniforms TD	CC	31000145	4/1/2012	(246.31)
52582014	Uniforms TD	CC	31000146	4/1/2012	(3.82)
52582014	Uniforms TD	CC	31000422	4/1/2012	(111.30)
52599800	PCard Undistributed	CC	31000136	4/1/2012	(185.00)
53150013	Contr Svc-Other WT	JE	600	4/1/2012	(1,000.00)
53150013	Contr Svc-Other WT	JE	160	4/1/2012	(203.50)
53150013	Contr Svc-Other WT	JE	160	4/1/2012	(173.50)
53150014	Contr Svc-Other TD	JE	600	4/1/2012	(2,101.05)
53150014	Contr Svc-Other TD	JE	160	4/1/2012	(3,062.72)
53150014	Contr Svc-Other TD	JE	160	4/1/2012	(918.96)
53150014	Contr Svc-Other TD	JE	160	4/1/2012	(2,089.78)
53150014	Contr Svc-Other TD	JE	160	4/1/2012	(4,641.87)
53150014	Contr Svc-Other TD	JE	160	4/1/2012	(1,347.80)
53150015	Contr Svc-Other CA	JE	148	4/1/2012	(779.02)
53150015	Contr Svc-Other CA	JE	600	4/1/2012	(497.55)
53150016	Contr Svc-Other AG	JE	877	4/1/2012	(5,933.25)
53150016	Contr Svc-Other AG	JE	317	4/1/2012	(287.30)
53150016	Contr Svc-Other AG	JE	317	4/1/2012	(287.30)
53150016	Contr Svc-Other AG	CC	30999416	4/1/2012	(1,131.44)
53150016	Contr Svc-Other AG	JE	160	4/1/2012	(95.50)
53155000	Contr Svc-Legal	JE	175	4/1/2012	(43,678.29)
53155000	Contr Svc-Legal	JE	175	4/1/2012	(13,283.50)
53155000	Contr Svc-Legal	JE	175	4/1/2012	(74.00)
53155000	Contr Svc-Legal	JE	175	4/1/2012	(366.66)
53155000	Contr Svc-Legal	JE	175	4/1/2012	(3,762.50)
53155000	Contr Svc-Legal	JE	175	4/1/2012	(4,846.42)
53155000	Contr Svc-Legal	JE	175	4/1/2012	(5,700.00)
55000016	Trans Oper AG	CC	30999562	4/1/2012	(36.35)
55000016	Trans Oper AG	CC	30999798	4/1/2012	(10.00)
55000016	Trans Oper AG	CC	30999813	4/1/2012	(130.00)
55000016	Trans Oper AG	CC	30999901	4/1/2012	(8.00)
55000016	Trans Oper AG	CC	30999905	4/1/2012	(26.00)
55000016	Trans Oper AG	CC	30999932	4/1/2012	(75.00)
55000016	Trans Oper AG	CC	30999933	4/1/2012	(62.93)
55000016	Trans Oper AG	CC	30999936	4/1/2012	(109.17)
55000016	Trans Oper AG	CC	31000134	4/1/2012	(12.13)
55000016	Trans Oper AG	CC	31000153	4/1/2012	(53.71)
55010200	Trans Lease Fuel	JE	240	4/1/2012	1.01
55010200	Trans Lease Fuel	JE	240	4/1/2012	(43.48)
55010200	Trans Lease Fuel	JE	240	4/1/2012	(1,605.52)
55010200	Trans Lease Fuel	JE	240	4/1/2012	(415.86)
55010200	Trans Lease Fuel	JE	240	4/1/2012	(22,313.07)
55010200	Trans Lease Fuel	JE	240	4/1/2012	(1,613.46)
55010200	Trans Lease Fuel	JE	240	4/1/2012	(656.95)
55010200	Trans Lease Fuel	JE	240	4/1/2012	(190.90)
55010200	Trans Lease Fuel	JE	240	4/1/2012	(997.65)
55010200	Trans Lease Fuel	JE	240	4/1/2012	(1,268.23)
55010200	Trans Lease Fuel	JE	240	4/1/2012	(201.35)
55010200	Trans Lease Fuel	JE	240	4/1/2012	(3,923.63)
55010200	Trans Lease Fuel	JE	240	4/1/2012	(109.23)
55010200	Trans Lease Fuel	JE	242	4/1/2012	(390.27)
55010200	Trans Lease Fuel	JE	242	4/1/2012	(4,062.85)
55010200	Trans Lease Fuel	JE	242	4/1/2012	(234.35)
55010200	Trans Lease Fuel	JE	242	4/1/2012	(197.06)
55010200	Trans Lease Fuel	JE	242	4/1/2012	(209.42)
55010200	Trans Lease Fuel	JE	242	4/1/2012	(264.59)
55010200	Trans Lease Fuel	JE	242	4/1/2012	(361.32)
55010200	Trans Lease Fuel	JE	242	4/1/2012	(302.43)
55010300	Trans Lease Maint	JE	241	4/1/2012	(950.00)
55010300	Trans Lease Maint	JE	241	4/1/2012	(7,110.00)
55010300	Trans Lease Maint	JE	241	4/1/2012	(169.00)
55010300	Trans Lease Maint	JE	240	4/1/2012	(3.00)
55010300	Trans Lease Maint	JE	240	4/1/2012	(5.00)
55010300	Trans Lease Maint	JE	240	4/1/2012	(6,047.06)
55010300	Trans Lease Maint	JE	240	4/1/2012	(427.58)
55010300	Trans Lease Maint	JE	240	4/1/2012	(18,286.94)
55010300	Trans Lease Maint	JE	240	4/1/2012	(983.97)
55010300	Trans Lease Maint	JE	240	4/1/2012	(20.00)
55010300	Trans Lease Maint	JE	240	4/1/2012	(18.59)
55010300	Trans Lease Maint	JE	240	4/1/2012	(999.44)
55010300	Trans Lease Maint	JE	240	4/1/2012	(3,101.88)
55010300	Trans Lease Maint	JE	240	4/1/2012	(5.00)



Kentucky American Water Company  
Case No. 2012-00520  
Response to PSC DR1, Item 31

Account	Description	Doc Type	Document Number	Posting Date	Amount
55010300	Trans Lease Maint	JE	240	4/1/2012	(3,867.39)
55010300	Trans Lease Maint	JE	240	4/1/2012	(158.21)
55010300	Trans Lease Maint	JE	245	4/1/2012	(461.78)
62002100	M&S Maint SS	CC	30999292	4/1/2012	(379.89)
62002100	M&S Maint SS	CC	30999396	4/1/2012	(15.92)
62002100	M&S Maint SS	CC	30999557	4/1/2012	(270.61)
62002100	M&S Maint SS	CC	30999558	4/1/2012	(166.09)
62002100	M&S Maint SS	CC	30999560	4/1/2012	22.69
62002100	M&S Maint SS	CC	30999563	4/1/2012	(22.69)
62002100	M&S Maint SS	CC	30999759	4/1/2012	(38.14)
62002100	M&S Maint SS	CC	30999892	4/1/2012	(14.81)
62002100	M&S Maint SS	CC	30999893	4/1/2012	(693.00)
62002100	M&S Maint SS	CC	30999894	4/1/2012	(562.44)
62002100	M&S Maint SS	CC	30999895	4/1/2012	(31.77)
62002100	M&S Maint SS	CC	30999931	4/1/2012	(1,950.00)
62002100	M&S Maint SS	CC	30999937	4/1/2012	(36.79)
62002100	M&S Maint SS	CC	30999938	4/1/2012	(233.61)
62002100	M&S Maint SS	CC	31000124	4/1/2012	(298.89)
62002100	M&S Maint SS	CC	31000133	4/1/2012	(1,222.64)
62002100	M&S Maint SS	CC	31000144	4/1/2012	(105.79)
62002100	M&S Maint SS	CC	31000147	4/1/2012	(23.91)
62002100	M&S Maint SS	CC	31000163	4/1/2012	(368.88)
62002100	M&S Maint SS	CC	31000330	4/1/2012	(200.93)
62002100	M&S Maint SS	CC	31000353	4/1/2012	(108.06)
62002100	M&S Maint SS	CC	31000384	4/1/2012	(602.11)
62002100	M&S Maint SS	JE	600	4/1/2012	(1,500.00)
62002100	M&S Maint SS	JE	160	4/1/2012	(1,418.75)
62002100	M&S Maint SS	JE	160	4/1/2012	(1,418.75)
62002300	M&S Maint WT	JE	50000	4/1/2012	36.59
62002300	M&S Maint WT	JE	600	4/1/2012	(1,700.00)
62002300	M&S Maint WT	JE	600	4/1/2012	(1,000.00)
62002300	M&S Maint WT	JE	160	4/1/2012	(2,183.54)
62002300	M&S Maint WT	JE	160	4/1/2012	(1,637.63)
62520700	Misc Main Pvg/Bckfil	JE	300	4/1/2012	(8,651.06)
62520700	Misc Main Pvg/Bckfil	JE	300	4/1/2012	(9,359.90)
62520700	Misc Main Pvg/Bckfil	JE	160	4/1/2012	(2,165.57)
68533000	FICA	JE	30997647	4/1/2012	(24,036.00)
71521000	M&J Expenses	JE	50000	4/1/2012	(10.00)
71521000	M&J Expenses	JE	300	4/1/2012	(697.60)
71521000	M&J Expenses	JE	300	4/1/2012	(227.50)
75810000	Donations Deductible	JE	50000	4/1/2012	(100.00)
81010000	Interest LTD	JE	103	4/1/2012	(207,952.50)
81010000	Interest LTD	JE	103	4/1/2012	(87,885.42)
81010000	Interest LTD	JE	103	4/1/2012	(161,046.67)
81015000	Interest LTD Interco	JE	103	4/1/2012	(117,812.50)
81015000	Interest LTD Interco	JE	103	4/1/2012	(461,951.39)
81015000	Interest LTD Interco	JE	103	4/1/2012	(364,722.22)
81015000	Interest LTD Interco	JE	103	4/1/2012	(937,744.79)
81015000	Interest LTD Interco	JE	103	4/1/2012	(1,420,242.08)
81020000	Div Decl P/S w/ MRR	JE	103	4/1/2012	(31,762.50)
86031000	Div Dec Pref Stk	JE	103	4/1/2012	(5,589.00)
86031000	Div Dec Pref Stk	JE	103	4/1/2012	(7,135.00)
86031000	Div Dec Pref Stk	JE	103	4/1/2012	(6,682.50)
40111000	Res Sales Billed	JE	30998719	4/2/2012	(285,001.07)
40111000	Res Sales Billed	JE	30998719	4/2/2012	(63.26)
40111000	Res Sales Billed	JE	30998719	4/2/2012	(50.55)
40111000	Res Sales Billed	JE	30998719	4/2/2012	(7.24)
40121000	Com Sales Billed	JE	30998719	4/2/2012	(141,136.28)
40145000	Priv Fire Billed	JE	30998719	4/2/2012	(8,058.06)
40151000	Publ Auth Billed	JE	30998719	4/2/2012	(12,309.45)
40211000	Dom WW Svc Billed	JE	30998719	4/2/2012	(69.67)
40221000	Com WW Svc Billed	JE	30998719	4/2/2012	(4.69)
40310400	OthRev-NSF Ck Chrg	JE	30998719	4/2/2012	(156.00)
40310500	OthRev-Appl/InitFee	JE	30998719	4/2/2012	(2,600.00)
40310500	OthRev-Appl/InitFee	JE	30998719	4/2/2012	(312.00)
40310700	OthRev-Reconncct Fee	JE	30998719	4/2/2012	(3,666.00)
51510012	Purchased Power P	EE	70006193	4/2/2012	164.41
52532014	Electricity TD	EE	70006194	4/2/2012	85.75
52562516	Overnight Shippng AG	PV	43062308	4/2/2012	11.85
52562516	Overnight Shippng AG	PV	43062308	4/2/2012	22.85
52571100	Add'l Security Costs	PV	43062309	4/2/2012	715.20
52571100	Add'l Security Costs	PV	43062310	4/2/2012	2,668.64
52571100	Add'l Security Costs	PV	43062311	4/2/2012	715.20
52571100	Add'l Security Costs	PV	43062312	4/2/2012	2,655.11
52571100	Add'l Security Costs	PV	43062313	4/2/2012	2,668.64
52571100	Add'l Security Costs	PV	43062314	4/2/2012	715.20
52585000	Discounts Available	PN	7881	4/2/2012	(23.39)

Kentucky American Water Company  
Case No. 2012-00520  
Response to PSC DR1, Item 31

Account	Description	Doc Type	Document Number	Posting Date	Amount
52585000	Discounts Available	PN	7881	4/2/2012	(20.77)
52585000	Discounts Available	PN	7881	4/2/2012	(7.72)
52585000	Discounts Available	PK	62065353	4/2/2012	(49.33)
57010015	Uncoll Accts Exp CA	JE	30998719	4/2/2012	(142.40)
40111000	Res Sales Billed	JE	31000702	4/3/2012	(146,095.01)
40111000	Res Sales Billed	JE	31000702	4/3/2012	(20.83)
40111000	Res Sales Billed	JE	31000702	4/3/2012	(33.47)
40111000	Res Sales Billed	JE	31000702	4/3/2012	(12.40)
40121000	Com Sales Billed	JE	31000702	4/3/2012	(126,230.34)
40145000	Priv Fire Billed	JE	31000702	4/3/2012	(9,028.15)
40151000	Publ Auth Billed	JE	31000702	4/3/2012	(1,120.22)
40211000	Dom WW Svc Billed	JE	31000702	4/3/2012	(35.36)
40310400	OthRev-NSF Ck Chrg	JE	31000702	4/3/2012	(24.00)
40310400	OthRev-NSF Ck Chrg	JE	31000702	4/3/2012	(12.00)
40310500	OthRev-Appl/InitFee	JE	31000702	4/3/2012	(1,976.00)
40310500	OthRev-Appl/InitFee	JE	31000702	4/3/2012	(52.00)
40310500	OthRev-Appl/InitFee	JE	31000702	4/3/2012	(26.00)
40310700	OthRev-Reconnct Fee	JE	31000702	4/3/2012	(2,678.00)
52501400	Misc Oper TD	PV	43064948	4/3/2012	459.64
52501400	Misc Oper TD	PV	43064953	4/3/2012	159.44
52501400	Misc Oper TD	PV	43064954	4/3/2012	1,059.79
52501400	Misc Oper TD	PV	43064955	4/3/2012	1,752.28
52501400	Misc Oper TD	PV	43064960	4/3/2012	264.53
52532014	Electricity TD	EE	70006380	4/3/2012	42.28
52532014	Electricity TD	EE	70006381	4/3/2012	51.65
52532016	Electricity AG	EE	70006379	4/3/2012	21.84
52548016	Heating Oil/Gas AG	EE	70006316	4/3/2012	852.52
52562516	Overnight Shippng AG	PV	43064825	4/3/2012	11.80
52562516	Overnight Shippng AG	PV	43064825	4/3/2012	6.32
52574015	Telephone CA	TC	30998651	4/3/2012	1,408.32
52574015	Telephone CA	TC	30998651	4/3/2012	1,014.45
52585000	Discounts Available	PK	62065356	4/3/2012	(77.05)
53150016	Contr Svc-Other AG	PV	43064943	4/3/2012	85.00
53151015	Contr Svc-Temp EE CA	PV	43064770	4/3/2012	816.56
53151015	Contr Svc-Temp EE CA	PV	43064773	4/3/2012	780.00
53151015	Contr Svc-Temp EE CA	PV	43064775	4/3/2012	794.63
53151015	Contr Svc-Temp EE CA	PV	43064777	4/3/2012	782.34
53151015	Contr Svc-Temp EE CA	PV	43064779	4/3/2012	477.75
53151015	Contr Svc-Temp EE CA	PV	43064781	4/3/2012	468.00
53151015	Contr Svc-Temp EE CA	PV	43064783	4/3/2012	780.00
53151015	Contr Svc-Temp EE CA	PV	43064784	4/3/2012	663.00
53151015	Contr Svc-Temp EE CA	PV	43064786	4/3/2012	633.75
53151015	Contr Svc-Temp EE CA	PV	43064789	4/3/2012	780.00
53151015	Contr Svc-Temp EE CA	PV	43064923	4/3/2012	780.00
53151015	Contr Svc-Temp EE CA	PV	43064925	4/3/2012	780.00
53151015	Contr Svc-Temp EE CA	PV	43064928	4/3/2012	780.00
53151015	Contr Svc-Temp EE CA	PV	43064930	4/3/2012	610.72
53151015	Contr Svc-Temp EE CA	PV	43064940	4/3/2012	171.23
57010015	Uncoll Accts Exp CA	JE	31000702	4/3/2012	(23.96)
57010015	Uncoll Accts Exp CA	JE	31000702	4/3/2012	(103.18)
62002400	M&S Maint TD	PV	43064950	4/3/2012	923.95
62002400	M&S Maint TD	PV	43064956	4/3/2012	9.55
62002400	M&S Maint TD	IR	723845	4/3/2012	(25.79)
62002400	M&S Maint TD	IR	723845	4/3/2012	(57.41)
62002400	M&S Maint TD	IR	723845	4/3/2012	(6.23)
71521000	M&J Expenses	II	723846	4/3/2012	25.79
71521000	M&J Expenses	II	723846	4/3/2012	57.41
71521000	M&J Expenses	II	723846	4/3/2012	6.23
75810000	Donations Deductible	PS	43064575	4/3/2012	5,000.00
75820000	Othr Income Deductns	PS	43064574	4/3/2012	15,000.00
40111000	Res Sales Billed	JE	31001006	4/4/2012	(188,613.01)
40111000	Res Sales Billed	JE	31001006	4/4/2012	(24,913.21)
40111000	Res Sales Billed	JE	31001006	4/4/2012	(20.83)
40121000	Com Sales Billed	JE	31001006	4/4/2012	(62,822.94)
40121000	Com Sales Billed	JE	31001006	4/4/2012	(1,304.29)
40141000	Publ Fire Billed	JE	31001006	4/4/2012	(280,697.12)
40145000	Priv Fire Billed	JE	31001006	4/4/2012	(90,835.56)
40151000	Publ Auth Billed	JE	31001006	4/4/2012	(3,157.94)
40161000	SlS/Rsle Billed	JE	31001006	4/4/2012	(11,212.22)
40211000	Dom WW Svc Billed	JE	31001006	4/4/2012	(19.21)
40310400	OthRev-NSF Ck Chrg	JE	31001006	4/4/2012	(72.00)
40310500	OthRev-Appl/InitFee	JE	31001006	4/4/2012	(2,600.00)
40310500	OthRev-Appl/InitFee	JE	31001006	4/4/2012	(26.00)
40310500	OthRev-Appl/InitFee	JE	31001006	4/4/2012	(208.00)
40310700	OthRev-Reconnct Fee	JE	31001006	4/4/2012	(2,990.00)
40310700	OthRev-Reconnct Fee	JE	31001006	4/4/2012	(338.00)
50451000	Employee Awards	PV	43065831	4/4/2012	349.17

Kentucky American Water Company  
Case No. 2012-00520  
Response to PSC DR1, Item 31

Account	Description	Doc Type	Document Number	Posting Date	Amount
50451000	Employee Awards	PV	43065833	4/4/2012	519.74
50451000	Employee Awards	PV	43065835	4/4/2012	219.58
51110000	Waste Disposal	EE	70006612	4/4/2012	1,175.85
51510012	Purchased Power P	EE	70006601	4/4/2012	184.51
51510012	Purchased Power P	EE	70006604	4/4/2012	892.64
51510012	Purchased Power P	EE	70006609	4/4/2012	3,027.22
51510012	Purchased Power P	EE	70006611	4/4/2012	846.14
51510012	Purchased Power P	EE	70006614	4/4/2012	6,471.70
51510012	Purchased Power P	EE	70006618	4/4/2012	14,169.12
51510013	Purchased Power WT	EE	70006605	4/4/2012	942.26
51510013	Purchased Power WT	EE	70006606	4/4/2012	4,457.63
51510014	Purchased Power TD	EE	70006600	4/4/2012	81.51
51510014	Purchased Power TD	EE	70006602	4/4/2012	48.86
51510014	Purchased Power TD	EE	70006613	4/4/2012	20.17
52001300	M&S Oper WT	PV	43066317	4/4/2012	210.77
52001400	M&S Oper TD	PV	43065349	4/4/2012	3,062.72
52501400	Misc Oper TD	PV	43065499	4/4/2012	133.96
52501400	Misc Oper TD	PV	43065501	4/4/2012	189.23
52501400	Misc Oper TD	PV	43065839	4/4/2012	636.24
52501400	Misc Oper TD	PV	43065843	4/4/2012	498.98
52501400	Misc Oper TD	PV	43066365	4/4/2012	17.52
52532013	Electricity WT	EE	70006619	4/4/2012	59.79
52532014	Electricity TD	EE	70006599	4/4/2012	36.17
52532014	Electricity TD	EE	70006608	4/4/2012	143.15
52532014	Electricity TD	EE	70006610	4/4/2012	35.17
52532014	Electricity TD	EE	70006616	4/4/2012	563.35
52532014	Electricity TD	EE	70006617	4/4/2012	20.44
52532014	Electricity TD	EE	70006620	4/4/2012	1,210.18
52548014	Heating Oil/Gas TD	EE	70006603	4/4/2012	402.41
52548014	Heating Oil/Gas TD	EE	70006615	4/4/2012	84.19
52548016	Heating Oil/Gas AG	EE	70006607	4/4/2012	475.07
52550016	Janitorial AG	PR	43062078	4/4/2012	7,583.33
52562516	Overnight Shippng AG	PV	43065352	4/4/2012	19.46
52562516	Overnight Shippng AG	PV	43065355	4/4/2012	19.46
52562516	Overnight Shippng AG	PV	43066328	4/4/2012	92.90
52562516	Overnight Shippng AG	PV	43066340	4/4/2012	287.96
52562516	Overnight Shippng AG	PV	43066339	4/4/2012	127.24
52571100	Add'l Security Costs	PV	43066277	4/4/2012	419.00
52578011	Trash Removal SS	PV	43066331	4/4/2012	98.42
52578011	Trash Removal SS	PV	43066363	4/4/2012	28.42
52578014	Trash Removal TD	PV	43065346	4/4/2012	310.33
52585000	Discounts Available	PU	17967	4/4/2012	(1.58)
52585000	Discounts Available	PK	62065361	4/4/2012	(98.66)
53150013	Contr Svc-Other WT	PV	43066261	4/4/2012	1,000.00
53150013	Contr Svc-Other WT	PV	43066284	4/4/2012	203.50
53150013	Contr Svc-Other WT	PV	43066284	4/4/2012	173.50
53150013	Contr Svc-Other WT	PV	43066289	4/4/2012	210.00
53150013	Contr Svc-Other WT	PV	43066325	4/4/2012	224.00
53150013	Contr Svc-Other WT	PV	43066337	4/4/2012	410.00
53150013	Contr Svc-Other WT	PV	43066342	4/4/2012	448.00
53150013	Contr Svc-Other WT	PV	43066347	4/4/2012	217.80
53150013	Contr Svc-Other WT	PV	43066348	4/4/2012	50.00
53150013	Contr Svc-Other WT	PV	43066349	4/4/2012	50.00
53150013	Contr Svc-Other WT	PV	43066357	4/4/2012	281.00
53150014	Contr Svc-Other TD	PV	43065869	4/4/2012	2,089.78
53150014	Contr Svc-Other TD	PV	43066284	4/4/2012	918.96
53150014	Contr Svc-Other TD	PV	43066291	4/4/2012	69.23
53150016	Contr Svc-Other AG	PV	43065873	4/4/2012	28.42
53150016	Contr Svc-Other AG	PV	43065879	4/4/2012	65.52
53150016	Contr Svc-Other AG	PV	43066240	4/4/2012	28.49
53150016	Contr Svc-Other AG	PV	43066267	4/4/2012	70.00
53150016	Contr Svc-Other AG	PV	43066284	4/4/2012	95.50
53152000	Contr Svc-Lab Testng	PV	43066356	4/4/2012	1,310.21
53152000	Contr Svc-Lab Testng	PV	43066359	4/4/2012	1,306.86
54110014	Rents-Real Prop TD	PV	43065891	4/4/2012	300.00
57010015	Uncoll Accts Exp CA	JE	31001006	4/4/2012	(173.06)
62002100	M&S Maint SS	PV	43066322	4/4/2012	86.50
62002100	M&S Maint SS	PV	43066332	4/4/2012	1,418.75
62002300	M&S Maint WT	PV	43066292	4/4/2012	2,183.54
62002300	M&S Maint WT	PV	43066314	4/4/2012	897.00
62002300	M&S Maint WT	PV	43066294	4/4/2012	2,200.80
62002300	M&S Maint WT	PV	43066294	4/4/2012	2,200.80
62002300	M&S Maint WT	PV	43066294	4/4/2012	1,100.40
62002300	M&S Maint WT	PV	43066324	4/4/2012	649.05
62002300	M&S Maint WT	PV	43066332	4/4/2012	1,418.75
62002300	M&S Maint WT	PV	43066335	4/4/2012	1,637.63
62002300	M&S Maint WT	PV	43066354	4/4/2012	905.00

Kentucky American Water Company  
Case No. 2012-00520  
Response to PSC DR1, Item 31

Account	Description	Doc Type	Document Number	Posting Date	Amount
62002400	M&S Maint TD	PV	43065339	4/4/2012	328.23
62002400	M&S Maint TD	PV	43065842	4/4/2012	107.56
62002400	M&S Maint TD	PV	43065845	4/4/2012	1,308.00
62002400	M&S Maint TD	II	724020	4/4/2012	29.68
62002400	M&S Maint TD	PV	43066245	4/4/2012	4,641.87
62002400	M&S Maint TD	PV	43066254	4/4/2012	225.00
62002400	M&S Maint TD	PV	43066254	4/4/2012	595.00
62002400	M&S Maint TD	PV	43066258	4/4/2012	357.01
62002400	M&S Maint TD	PV	43066267	4/4/2012	91.87
62002400	M&S Maint TD	PV	43066367	4/4/2012	1,159.96
62502400	Misc Maint TD	PV	43065923	4/4/2012	38.11
62502400	Misc Maint TD	PV	43065928	4/4/2012	17.36
62520700	Misc Main Pvg/Bckfil	PV	43065917	4/4/2012	265.50
40111000	Res Sales Billed	JE	31001181	4/5/2012	(157,968.34)
40111000	Res Sales Billed	JE	31001181	4/5/2012	(9,627.74)
40111000	Res Sales Billed	JE	31001181	4/5/2012	(12,915.25)
40111000	Res Sales Billed	JE	31001181	4/5/2012	(8.73)
40121000	Com Sales Billed	JE	31001181	4/5/2012	(103,971.92)
40121000	Com Sales Billed	JE	31001181	4/5/2012	(232.70)
40121000	Com Sales Billed	JE	31001181	4/5/2012	(8,290.14)
40131000	Ind Sales Billed	JE	31001181	4/5/2012	(47,304.99)
40145000	Priv Fire Billed	JE	31001181	4/5/2012	(4,444.70)
40151000	Publ Auth Billed	JE	31001181	4/5/2012	(86,122.56)
40151000	Publ Auth Billed	JE	31001181	4/5/2012	(217.55)
40161000	SlS/Rsle Billed	JE	31001181	4/5/2012	(29,237.17)
40211000	Dom WW Svc Billed	JE	31001181	4/5/2012	(13,654.32)
40221000	Com WW Svc Billed	JE	31001181	4/5/2012	(6,661.17)
40251000	PubAuth WW Billed	JE	31001181	4/5/2012	(248.80)
40310400	OthRev-NSF Ck Chrg	JE	31001181	4/5/2012	(96.00)
40310500	OthRev-Appl/InitFee	JE	31001181	4/5/2012	(2,574.00)
40310500	OthRev-Appl/InitFee	JE	31001181	4/5/2012	(26.00)
40310500	OthRev-Appl/InitFee	JE	31001181	4/5/2012	(338.00)
40310700	OthRev-Reconnct Fee	JE	31001181	4/5/2012	(3,536.00)
40310700	OthRev-Reconnct Fee	JE	31001181	4/5/2012	(156.00)
40310700	OthRev-Reconnct Fee	JE	31001181	4/5/2012	(338.00)
51510012	Purchased Power P	EE	70006879	4/5/2012	12,679.44
51510013	Purchased Power WT	EE	70006876	4/5/2012	112,190.76
51510013	Purchased Power WT	EE	70006877	4/5/2012	19,961.05
52501400	Misc Oper TD	ST	31000972	4/5/2012	9.57
52501600	Misc Oper AG	PV	43066654	4/5/2012	(1.40)
52501600	Misc Oper AG	PV	43066654	4/5/2012	(0.08)
52532014	Electricity TD	EE	70006878	4/5/2012	108.47
52532014	Electricity TD	EE	70006880	4/5/2012	20.48
52532014	Electricity TD	EE	70006881	4/5/2012	760.02
52532016	Electricity AG	EE	70006882	4/5/2012	5,763.80
52534000	Employee Expenses	PS	43066893	4/5/2012	143.00
52574116	Cell Phone AG	TC	31001009	4/5/2012	63.76
52574116	Cell Phone AG	TC	31001009	4/5/2012	102.39
52585000	Discounts Available	PU	17987	4/5/2012	(1.34)
52585000	Discounts Available	PK	62065371	4/5/2012	(34.68)
52585000	Discounts Available	PK	62065371	4/5/2012	(57.80)
52585000	Discounts Available	PK	62065371	4/5/2012	(0.19)
53150014	Contr Svc-Other TD	PV	43066640	4/5/2012	2,240.00
53150014	Contr Svc-Other TD	PV	43066644	4/5/2012	2,940.00
53150016	Contr Svc-Other AG	TC	31000926	4/5/2012	211.60
53150016	Contr Svc-Other AG	ST	31000972	4/5/2012	5.10
57010015	Uncoll Accts Exp CA	JE	31001181	4/5/2012	(80.72)
62002400	M&S Maint TD	ST	31000972	4/5/2012	0.57
62502400	Misc Maint TD	PV	43066653	4/5/2012	2,165.57
71521000	M&J Expenses	PV	43066638	4/5/2012	1,250.00
40111000	Res Sales Billed	JE	31001234	4/6/2012	(129,230.21)
40111000	Res Sales Billed	JE	31001234	4/6/2012	(0.59)
40121000	Com Sales Billed	JE	31001234	4/6/2012	(192,599.63)
40131000	Ind Sales Billed	JE	31001234	4/6/2012	(9,766.48)
40145000	Priv Fire Billed	JE	31001234	4/6/2012	(5,978.13)
40151000	Publ Auth Billed	JE	31001234	4/6/2012	(69,516.45)
40161000	SlS/Rsle Billed	JE	31001234	4/6/2012	(77,288.69)
40310400	OthRev-NSF Ck Chrg	JE	31001234	4/6/2012	(60.00)
40310400	OthRev-NSF Ck Chrg	JE	31001234	4/6/2012	(12.00)
40310500	OthRev-Appl/InitFee	JE	31001234	4/6/2012	(1,716.00)
40310500	OthRev-Appl/InitFee	JE	31001234	4/6/2012	(104.00)
40310500	OthRev-Appl/InitFee	JE	31001234	4/6/2012	(26.00)
40310700	OthRev-Reconnct Fee	JE	31001234	4/6/2012	(2,028.00)
50101300	Labor Oper WT	T2	46602	4/6/2012	1,241.78
50101300	Labor Oper WT	T2	46602	4/6/2012	1,131.08
50101300	Labor Oper WT	T2	46602	4/6/2012	17,375.12
50101300	Labor Oper WT	T2	46602	4/6/2012	12,759.92

Kentucky American Water Company  
Case No. 2012-00520  
Response to PSC DR1, Item 31

Account	Description	Doc Type	Document Number	Posting Date	Amount
50101300	Labor Oper WT	T2	46602	4/6/2012	11,762.24
50101305	Labor Oper WT SupEng	T2	46602	4/6/2012	6,461.34
50101305	Labor Oper WT SupEng	T2	46602	4/6/2012	1,615.28
50101305	Labor Oper WT SupEng	T2	46602	4/6/2012	7,552.64
50101305	Labor Oper WT SupEng	T2	46602	4/6/2012	2,899.16
50101305	Labor Oper WT SupEng	T2	46602	4/6/2012	3,389.59
50101305	Labor Oper WT SupEng	T2	46602	4/6/2012	5,340.69
50101305	Labor Oper WT SupEng	T2	46602	4/6/2012	157.10
50101305	Labor Oper WT SupEng	T2	46602	4/6/2012	6,655.24
50101305	Labor Oper WT SupEng	T2	46602	4/6/2012	165.88
50101400	Labor Oper TD	T2	46602	4/6/2012	2,283.74
50101400	Labor Oper TD	T2	46602	4/6/2012	32,362.55
50101400	Labor Oper TD	T2	46602	4/6/2012	1,272.48
50101400	Labor Oper TD	T2	46602	4/6/2012	661.26
50101400	Labor Oper TD	T2	46602	4/6/2012	2,564.34
50101405	Labor Oper TD SupEng	T2	46602	4/6/2012	1,607.70
50101405	Labor Oper TD SupEng	T2	46602	4/6/2012	545.31
50101405	Labor Oper TD SupEng	T2	46602	4/6/2012	2,561.46
50101405	Labor Oper TD SupEng	T2	46602	4/6/2012	998.46
50101415	Labor Oper TD Lines	T2	46602	4/6/2012	5,306.04
50101415	Labor Oper TD Lines	T2	46602	4/6/2012	138.42
50101415	Labor Oper TD Lines	T2	46602	4/6/2012	1,760.41
50101420	Labor Oper TD Meter	T2	46602	4/6/2012	23,721.73
50101500	Labor Oper CA	T2	46602	4/6/2012	318.13
50101500	Labor Oper CA	T2	46602	4/6/2012	464.23
50101510	Labor Oper CA MtrRd	T2	46602	4/6/2012	11,717.79
50101520	Labor Oper CA CstSrv	T2	46602	4/6/2012	3,360.83
50101600	Labor Oper AG	T2	46602	4/6/2012	17,153.21
50101600	Labor Oper AG	T2	46602	4/6/2012	2,703.19
50101600	Labor Oper AG	T2	46602	4/6/2012	2,128.72
50101600	Labor Oper AG	T2	46602	4/6/2012	2,932.03
50101600	Labor Oper AG	T2	46602	4/6/2012	5,563.83
50101600	Labor Oper AG	T2	46602	4/6/2012	4,591.70
50101600	Labor Oper AG	T2	46602	4/6/2012	145.56
50101600	Labor Oper AG	T2	46602	4/6/2012	2,246.84
50102200	Labor Maint P	T2	46602	4/6/2012	4,133.76
50102200	Labor Maint P	T2	46602	4/6/2012	2,076.17
50102300	Labor Maint WT	T2	46602	4/6/2012	552.83
50102400	Labor Maint TD	T2	46602	4/6/2012	757.45
50102410	Labor Mnt TD Str&Imp	T2	46602	4/6/2012	376.12
50102420	Labor Mnt TD Mains	T2	46602	4/6/2012	2,832.30
50102420	Labor Mnt TD Mains	T2	46602	4/6/2012	30.86
50102420	Labor Mnt TD Mains	T2	46602	4/6/2012	2,650.18
50102420	Labor Mnt TD Mains	T2	46602	4/6/2012	837.83
50102430	Labor Mnt TD Service	T2	46602	4/6/2012	7,493.05
50102430	Labor Mnt TD Service	T2	46602	4/6/2012	1,222.72
50102430	Labor Mnt TD Service	T2	46602	4/6/2012	786.75
50102435	Labor Mnt TD Meter	T2	46602	4/6/2012	1,965.60
50102435	Labor Mnt TD Meter	T2	46602	4/6/2012	230.56
50102440	Labor Mnt TD Hydrant	T2	46602	4/6/2012	1,576.90
50102440	Labor Mnt TD Hydrant	T2	46602	4/6/2012	201.03
50102440	Labor Mnt TD Hydrant	T2	46602	4/6/2012	3,258.51
50111300	LaborOper NS OT WT	T2	46602	4/6/2012	232.84
50111300	LaborOper NS OT WT	T2	46602	4/6/2012	1,340.91
50111300	LaborOper NS OT WT	T2	46602	4/6/2012	505.04
50111300	LaborOper NS OT WT	T2	46602	4/6/2012	1,718.16
50111305	LaborOperNS OT WT SE	T2	46602	4/6/2012	242.22
50111305	LaborOperNS OT WT SE	T2	46602	4/6/2012	121.43
50111305	LaborOperNS OT WT SE	T2	46602	4/6/2012	247.42
50111400	LaborOper NS OT TD	T2	46602	4/6/2012	195.36
50111400	LaborOper NS OT TD	T2	46602	4/6/2012	139.50
50111405	LaborOperNS OT TD SE	T2	46602	4/6/2012	301.34
50111415	LaborOperNS OT TD Ln	T2	46602	4/6/2012	324.58
50111415	LaborOperNS OT TD Ln	T2	46602	4/6/2012	334.76
50111420	LaborOperNS OT TD Mt	T2	46602	4/6/2012	3,752.13
50111510	LaborOperNS OT CA MR	T2	46602	4/6/2012	263.45
50111520	LaborOperNS OT CA CS	T2	46602	4/6/2012	247.49
50112200	LaborMaint NS OT P	T2	46602	4/6/2012	392.85
50112300	LaborMaint NS OT WT	T2	46602	4/6/2012	221.13
50112300	LaborMaint NS OT WT	T2	46602	4/6/2012	184.28
50112400	LaborMaint NS OT TD	T2	46602	4/6/2012	224.93
50112420	LaborMaintNSOT TD Mn	T2	46602	4/6/2012	1,190.96
50112430	LaborMaintNSOT TD Sv	T2	46602	4/6/2012	(583.65)
50112430	LaborMaintNSOT TD Sv	T2	46602	4/6/2012	252.70
50112440	LaborMaintNSOT TD Hy	T2	46602	4/6/2012	257.76
50171000	Annual Incent Plan	T3	46603	4/6/2012	3,768.09
50171000	Annual Incent Plan	T3	46603	4/6/2012	1,046.74

Kentucky American Water Company  
Case No. 2012-00520  
Response to PSC DR1, Item 31

Account	Description	Doc Type	Document Number	Posting Date	Amount
50171000	Annual Incent Plan	T3	46603	4/6/2012	212.87
50171000	Annual Incent Plan	T3	46603	4/6/2012	293.20
50171000	Annual Incent Plan	T3	46603	4/6/2012	577.34
50171000	Annual Incent Plan	T3	46603	4/6/2012	918.34
50171000	Annual Incent Plan	T3	46603	4/6/2012	1,463.30
50171000	Annual Incent Plan	T3	46603	4/6/2012	2,677.03
50171000	Annual Incent Plan	T3	46603	4/6/2012	408.69
50171000	Annual Incent Plan	T3	46603	4/6/2012	257.25
50171000	Annual Incent Plan	T3	46603	4/6/2012	321.54
50421000	401k Expense	T3	46603	4/6/2012	362.83
50421000	401k Expense	T3	46603	4/6/2012	35.88
50421000	401k Expense	T3	46603	4/6/2012	85.15
50421000	401k Expense	T3	46603	4/6/2012	58.64
50421000	401k Expense	T3	46603	4/6/2012	113.38
50421000	401k Expense	T3	46603	4/6/2012	183.67
50421000	401k Expense	T3	46603	4/6/2012	176.33
50421000	401k Expense	T3	46603	4/6/2012	1,567.78
50421000	401k Expense	T3	46603	4/6/2012	4.16
50421000	401k Expense	T3	46603	4/6/2012	29.58
50421000	401k Expense	T3	46603	4/6/2012	142.59
50421000	401k Expense	T3	46603	4/6/2012	67.69
50421000	401k Expense	T3	46603	4/6/2012	0.77
50421000	401k Expense	T3	46603	4/6/2012	39.79
50421000	401k Expense	T3	46603	4/6/2012	1.38
50421000	401k Expense	T3	46603	4/6/2012	27.80
50421000	401k Expense	T3	46603	4/6/2012	9.21
50421000	401k Expense	T3	46603	4/6/2012	16.54
50421000	401k Expense	T3	46603	4/6/2012	200.15
50421000	401k Expense	T3	46603	4/6/2012	419.47
50421000	401k Expense	T3	46603	4/6/2012	414.53
50421000	401k Expense	T3	46603	4/6/2012	248.04
50421000	401k Expense	T3	46603	4/6/2012	3.33
50421000	401k Expense	T3	46603	4/6/2012	129.04
50421000	401k Expense	T3	46603	4/6/2012	118.54
50421000	401k Expense	T3	46603	4/6/2012	115.17
50421000	401k Expense	T3	46603	4/6/2012	43.06
50421000	401k Expense	T3	46603	4/6/2012	18.78
50421000	401k Expense	T3	46603	4/6/2012	6.10
50422000	DCP Expense	T3	46603	4/6/2012	289.89
50422000	DCP Expense	T3	46603	4/6/2012	39.18
50422000	DCP Expense	T3	46603	4/6/2012	111.76
50422000	DCP Expense	T3	46603	4/6/2012	90.03
50422000	DCP Expense	T3	46603	4/6/2012	241.06
50422000	DCP Expense	T3	46603	4/6/2012	459.11
50422000	DCP Expense	T3	46603	4/6/2012	84.80
50422000	DCP Expense	T3	46603	4/6/2012	2,049.08
50422000	DCP Expense	T3	46603	4/6/2012	7.30
50422000	DCP Expense	T3	46603	4/6/2012	6.06
50422000	DCP Expense	T3	46603	4/6/2012	215.87
50422000	DCP Expense	T3	46603	4/6/2012	171.08
50422000	DCP Expense	T3	46603	4/6/2012	87.26
50422000	DCP Expense	T3	46603	4/6/2012	7.26
50422000	DCP Expense	T3	46603	4/6/2012	64.19
50422000	DCP Expense	T3	46603	4/6/2012	12.11
50422000	DCP Expense	T3	46603	4/6/2012	488.58
50422000	DCP Expense	T3	46603	4/6/2012	529.36
50422000	DCP Expense	T3	46603	4/6/2012	778.94
50422000	DCP Expense	T3	46603	4/6/2012	106.69
50422000	DCP Expense	T3	46603	4/6/2012	84.40
50422000	DCP Expense	T3	46603	4/6/2012	198.04
50422000	DCP Expense	T3	46603	4/6/2012	33.59
50422000	DCP Expense	T3	46603	4/6/2012	26.35
50422000	DCP Expense	T3	46603	4/6/2012	6.82
50426000	Retiree Medical Exp	T3	46603	4/6/2012	293.55
50426000	Retiree Medical Exp	T3	46603	4/6/2012	2.85
50426000	Retiree Medical Exp	T3	46603	4/6/2012	2.60
50426000	Retiree Medical Exp	T3	46603	4/6/2012	94.35
50426000	Retiree Medical Exp	T3	46603	4/6/2012	66.47
50426000	Retiree Medical Exp	T3	46603	4/6/2012	31.71
50426000	Retiree Medical Exp	T3	46603	4/6/2012	3.12
50426000	Retiree Medical Exp	T3	46603	4/6/2012	15.88
50426000	Retiree Medical Exp	T3	46603	4/6/2012	113.39
50426000	Retiree Medical Exp	T3	46603	4/6/2012	53.29
50510100	PBOP Cap Credits	T1	46601	4/6/2012	(24,594.43)
50510100	PBOP Cap Credits	T3	46603	4/6/2012	19,165.96
50510100	PBOP Cap Credits	T3	46603	4/6/2012	9.68
50510100	PBOP Cap Credits	T3	46603	4/6/2012	203.55

Kentucky American Water Company  
Case No. 2012-00520  
Response to PSC DR1, Item 31

Account	Description	Doc Type	Document Number	Posting Date	Amount
50510100	PBOP Cap Credits	T3	46603	4/6/2012	195.01
50510100	PBOP Cap Credits	T3	46603	4/6/2012	4.84
50510100	PBOP Cap Credits	T3	46603	4/6/2012	152.47
50510100	PBOP Cap Credits	T3	46603	4/6/2012	103.84
50550000	Group Insur Expense	T1	46601	4/6/2012	(14,185.73)
50550000	Group Insur Expense	T3	46603	4/6/2012	50.62
50550000	Group Insur Expense	T3	46603	4/6/2012	1,213.70
50550000	Group Insur Expense	T3	46603	4/6/2012	26.47
50550000	Group Insur Expense	T3	46603	4/6/2012	78.04
50550000	Group Insur Expense	T3	46603	4/6/2012	20.13
50550000	Group Insur Expense	T3	46603	4/6/2012	397.70
50550000	Group Insur Expense	T3	46603	4/6/2012	120.70
50550000	Group Insur Expense	T3	46603	4/6/2012	301.06
50550000	Group Insur Expense	T3	46603	4/6/2012	65.91
50550000	Group Insur Expense	T3	46603	4/6/2012	167.39
50550000	Group Insur Expense	T3	46603	4/6/2012	83.07
50550000	Group Insur Expense	PS	43067674	4/6/2012	168,589.01
50550100	Group Ins Cap Credits	T1	46601	4/6/2012	(56,637.17)
50550100	Group Ins Cap Credits	T3	46603	4/6/2012	43,451.67
50550100	Group Ins Cap Credits	T3	46603	4/6/2012	37.39
50550100	Group Ins Cap Credits	T3	46603	4/6/2012	262.61
50550100	Group Ins Cap Credits	T3	46603	4/6/2012	1,047.31
50550100	Group Ins Cap Credits	T3	46603	4/6/2012	606.08
50550100	Group Ins Cap Credits	T3	46603	4/6/2012	5.74
50550100	Group Ins Cap Credits	T3	46603	4/6/2012	492.89
50550100	Group Ins Cap Credits	T3	46603	4/6/2012	25.74
50550100	Group Ins Cap Credits	T3	46603	4/6/2012	227.42
50550100	Group Ins Cap Credits	T3	46603	4/6/2012	42.88
50550100	Group Ins Cap Credits	T3	46603	4/6/2012	123.00
50550100	Group Ins Cap Credits	T3	46603	4/6/2012	300.44
50610100	Pension Cap Credits	T1	46601	4/6/2012	(38,223.20)
50610100	Pension Cap Credits	T3	46603	4/6/2012	29,786.56
50610100	Pension Cap Credits	T3	46603	4/6/2012	15.06
50610100	Pension Cap Credits	T3	46603	4/6/2012	316.37
50610100	Pension Cap Credits	T3	46603	4/6/2012	303.07
50610100	Pension Cap Credits	T3	46603	4/6/2012	7.53
50610100	Pension Cap Credits	T3	46603	4/6/2012	236.95
50610100	Pension Cap Credits	T3	46603	4/6/2012	161.34
52501400	Misc Oper TD	ST	31001135	4/6/2012	8.04
52501400	Misc Oper TD	ST	31001135	4/6/2012	1.05
52532014	Electricity TD	EE	70007100	4/6/2012	9.65
52532016	Electricity AG	EE	70007053	4/6/2012	304.21
52579000	Trustee Fees	PV	43067726	4/6/2012	254.59
52579000	Trustee Fees	PV	43067726	4/6/2012	254.59
52579000	Trustee Fees	PV	43067726	4/6/2012	254.60
52585000	Discounts Available	PU	18013	4/6/2012	(0.18)
52585000	Discounts Available	PK	62065391	4/6/2012	(8.58)
52585000	Discounts Available	PK	62065391	4/6/2012	(10.82)
52585000	Discounts Available	PK	62065391	4/6/2012	(11.02)
55000100	Trans Cap Credits	T1	46601	4/6/2012	(1,297.12)
55000100	Trans Cap Credits	T1	46601	4/6/2012	(1,848.86)
55000100	Trans Cap Credits	T1	46601	4/6/2012	(151.14)
55000100	Trans Cap Credits	T1	46601	4/6/2012	(208.17)
55000100	Trans Cap Credits	T1	46601	4/6/2012	(395.03)
55000100	Trans Cap Credits	T1	46601	4/6/2012	(326.01)
55000100	Trans Cap Credits	T1	46601	4/6/2012	(4,044.08)
55000100	Trans Cap Credits	T1	46601	4/6/2012	(9,759.56)
55000100	Trans Cap Credits	T1	46601	4/6/2012	(546.27)
55000100	Trans Cap Credits	T1	46601	4/6/2012	(1,302.48)
55000100	Trans Cap Credits	T1	46601	4/6/2012	(671.99)
55000100	Trans Cap Credits	T1	46601	4/6/2012	(430.34)
55000100	Trans Cap Credits	T1	46601	4/6/2012	(511.33)
55000100	Trans Cap Credits	T1	46601	4/6/2012	(127.17)
55000100	Trans Cap Credits	T3	46603	4/6/2012	1,217.91
55000100	Trans Cap Credits	T3	46603	4/6/2012	231.71
55000100	Trans Cap Credits	T3	46603	4/6/2012	151.14
55000100	Trans Cap Credits	T3	46603	4/6/2012	208.17
55000100	Trans Cap Credits	T3	46603	4/6/2012	395.03
55000100	Trans Cap Credits	T3	46603	4/6/2012	326.01
55000100	Trans Cap Credits	T3	46603	4/6/2012	3,882.37
55000100	Trans Cap Credits	T3	46603	4/6/2012	114.68
55000100	Trans Cap Credits	T3	46603	4/6/2012	6,652.85
55000100	Trans Cap Credits	T3	46603	4/6/2012	14.27
55000100	Trans Cap Credits	T3	46603	4/6/2012	100.27
55000100	Trans Cap Credits	T3	46603	4/6/2012	399.75
55000100	Trans Cap Credits	T3	46603	4/6/2012	231.36
55000100	Trans Cap Credits	T3	46603	4/6/2012	2.19

Kentucky American Water Company  
Case No. 2012-00520  
Response to PSC DR1, Item 31

Account	Description	Doc Type	Document Number	Posting Date	Amount
55000100	Trans Cap Credits	T3	46603	4/6/2012	188.14
55000100	Trans Cap Credits	T3	46603	4/6/2012	9.83
55000100	Trans Cap Credits	T3	46603	4/6/2012	86.82
55000100	Trans Cap Credits	T3	46603	4/6/2012	16.37
55000100	Trans Cap Credits	T3	46603	4/6/2012	46.94
55000100	Trans Cap Credits	T3	46603	4/6/2012	546.27
55000100	Trans Cap Credits	T3	46603	4/6/2012	1,302.48
55000100	Trans Cap Credits	T3	46603	4/6/2012	671.99
55000100	Trans Cap Credits	T3	46603	4/6/2012	401.81
55000100	Trans Cap Credits	T3	46603	4/6/2012	471.43
55000100	Trans Cap Credits	T3	46603	4/6/2012	127.17
55720100	Ins W/C Cap Credits	T1	46601	4/6/2012	(5,785.55)
55720100	Ins W/C Cap Credits	T3	46603	4/6/2012	4,438.54
55720100	Ins W/C Cap Credits	T3	46603	4/6/2012	3.83
55720100	Ins W/C Cap Credits	T3	46603	4/6/2012	26.82
55720100	Ins W/C Cap Credits	T3	46603	4/6/2012	107.05
55720100	Ins W/C Cap Credits	T3	46603	4/6/2012	61.90
55720100	Ins W/C Cap Credits	T3	46603	4/6/2012	0.59
55720100	Ins W/C Cap Credits	T3	46603	4/6/2012	50.33
55720100	Ins W/C Cap Credits	T3	46603	4/6/2012	2.63
55720100	Ins W/C Cap Credits	T3	46603	4/6/2012	23.22
55720100	Ins W/C Cap Credits	T3	46603	4/6/2012	4.38
55720100	Ins W/C Cap Credits	T3	46603	4/6/2012	12.58
55720100	Ins W/C Cap Credits	T3	46603	4/6/2012	30.69
57010015	Uncoll Accts Exp CA	JE	31001234	4/6/2012	(523.12)
62002400	M&S Maint TD	ST	31001135	4/6/2012	13.50
62002400	M&S Maint TD	ST	31001135	4/6/2012	35.70
62502400	Misc Maint TD	ST	31001135	4/6/2012	1.04
68532000	FUTA	T3	46603	4/6/2012	6.32
68533000	FICA	T3	46603	4/6/2012	899.91
68533000	FICA	T3	46603	4/6/2012	195.41
68533000	FICA	T3	46603	4/6/2012	155.79
68533000	FICA	T3	46603	4/6/2012	217.81
68533000	FICA	T3	46603	4/6/2012	400.64
68533000	FICA	T3	46603	4/6/2012	344.53
68533000	FICA	T3	46603	4/6/2012	802.50
68533000	FICA	T3	46603	4/6/2012	117.20
68533000	FICA	T3	46603	4/6/2012	6,708.04
68533000	FICA	T3	46603	4/6/2012	14.86
68533000	FICA	T3	46603	4/6/2012	104.06
68533000	FICA	T3	46603	4/6/2012	405.36
68533000	FICA	T3	46603	4/6/2012	236.09
68533000	FICA	T3	46603	4/6/2012	2.38
68533000	FICA	T3	46603	4/6/2012	193.26
68533000	FICA	T3	46603	4/6/2012	9.97
68533000	FICA	T3	46603	4/6/2012	88.59
68533000	FICA	T3	46603	4/6/2012	17.33
68533000	FICA	T3	46603	4/6/2012	48.52
68533000	FICA	T3	46603	4/6/2012	669.18
68533000	FICA	T3	46603	4/6/2012	1,942.94
68533000	FICA	T3	46603	4/6/2012	1,402.46
68533000	FICA	T3	46603	4/6/2012	1,375.15
68533000	FICA	T3	46603	4/6/2012	11.62
68533000	FICA	T3	46603	4/6/2012	504.76
68533000	FICA	T3	46603	4/6/2012	279.92
68533000	FICA	T3	46603	4/6/2012	548.15
68533000	FICA	T3	46603	4/6/2012	207.00
68533000	FICA	T3	46603	4/6/2012	72.94
68533000	FICA	T3	46603	4/6/2012	12.36
68535000	SUTA	T3	46603	4/6/2012	66.91
68535000	SUTA	T3	46603	4/6/2012	4.71
68535000	SUTA	T3	46603	4/6/2012	13.24
71521000	M&J Expenses	T2	46602	4/6/2012	(40.29)
71521000	M&J Expenses	T2	46602	4/6/2012	(18.41)
71521000	M&J Expenses	T2	46602	4/6/2012	85.84
71521000	M&J Expenses	T2	46602	4/6/2012	89.90
71521000	M&J Expenses	T2	46602	4/6/2012	44.95
71521000	M&J Expenses	T2	46602	4/6/2012	79.51
71521000	M&J Expenses	T2	46602	4/6/2012	596.54
71521000	M&J Expenses	T2	46602	4/6/2012	(18.41)
71521000	M&J Expenses	T2	46602	4/6/2012	81.26
71521000	M&J Expenses	T2	46602	4/6/2012	(36.29)
71521000	M&J Expenses	T2	46602	4/6/2012	592.24
71521000	M&J Expenses	T2	46602	4/6/2012	269.70
71521000	M&J Expenses	T2	46602	4/6/2012	474.05
71521000	M&J Expenses	T3	46603	4/6/2012	(14.51)
71521000	M&J Expenses	T3	46603	4/6/2012	(6.81)



Kentucky American Water Company  
Case No. 2012-00520  
Response to PSC DR1, Item 31

Account	Description	Doc Type	Document Number	Posting Date	Amount
71521000	M&J Expenses	T3	46603	4/6/2012	32.27
71521000	M&J Expenses	T3	46603	4/6/2012	31.47
71521000	M&J Expenses	T3	46603	4/6/2012	17.41
71521000	M&J Expenses	T3	46603	4/6/2012	37.21
71521000	M&J Expenses	T3	46603	4/6/2012	233.92
71521000	M&J Expenses	T3	46603	4/6/2012	(6.81)
71521000	M&J Expenses	T3	46603	4/6/2012	28.60
71521000	M&J Expenses	T3	46603	4/6/2012	(12.41)
71521000	M&J Expenses	T3	46603	4/6/2012	220.37
71521000	M&J Expenses	T3	46603	4/6/2012	77.48
71521000	M&J Expenses	T3	46603	4/6/2012	179.79
71521000	M&J Expenses	T3	46603	4/6/2012	(2.93)
71521000	M&J Expenses	T3	46603	4/6/2012	(1.36)
71521000	M&J Expenses	T3	46603	4/6/2012	6.24
71521000	M&J Expenses	T3	46603	4/6/2012	6.49
71521000	M&J Expenses	T3	46603	4/6/2012	3.27
71521000	M&J Expenses	T3	46603	4/6/2012	5.85
71521000	M&J Expenses	T3	46603	4/6/2012	43.94
71521000	M&J Expenses	T3	46603	4/6/2012	(1.36)
71521000	M&J Expenses	T3	46603	4/6/2012	6.05
71521000	M&J Expenses	T3	46603	4/6/2012	(2.58)
71521000	M&J Expenses	T3	46603	4/6/2012	43.84
71521000	M&J Expenses	T3	46603	4/6/2012	19.78
71521000	M&J Expenses	T3	46603	4/6/2012	34.37
62502400	Misc Maint TD	ST	31001202	4/7/2012	129.93
71511000	M&J Revenues	RI	10177511	4/8/2012	(342.97)
71511000	M&J Revenues	RI	10177512	4/8/2012	(208.89)
71511000	M&J Revenues	RI	10177513	4/8/2012	(364.88)
71511000	M&J Revenues	RI	10177595	4/8/2012	(2,158.92)
40111000	Res Sales Billed	JE	31001446	4/9/2012	(171,151.35)
40121000	Com Sales Billed	JE	31001446	4/9/2012	(67,300.87)
40131000	Ind Sales Billed	JE	31001446	4/9/2012	(114,123.94)
40145000	Priv Fire Billed	JE	31001446	4/9/2012	(2,960.77)
40151000	Publ Auth Billed	JE	31001446	4/9/2012	(193,206.56)
40211000	Dom WW Svc Billed	JE	31001446	4/9/2012	(9.66)
40221000	Com WW Svc Billed	JE	31001446	4/9/2012	(2,303.00)
40310400	OthRev-NSF Ck Chrg	JE	31001446	4/9/2012	(24.00)
40310500	OthRev-Appl/InitFee	JE	31001446	4/9/2012	(2,730.00)
40310500	OthRev-Appl/InitFee	JE	31001446	4/9/2012	(104.00)
40310700	OthRev-Reconnct Fee	JE	31001446	4/9/2012	(3,744.00)
51010000	Purchased Water	PV	43069376	4/9/2012	2,192.53
51110000	Waste Disposal	EE	70007269	4/9/2012	1,544.21
51510012	Purchased Power P	EE	70007270	4/9/2012	832.23
51510012	Purchased Power P	EE	70007271	4/9/2012	304.59
52001600	M&S Oper AG	PV	43033727	4/9/2012	(210.79)
52527000	Directors Fees	PS	43068915	4/9/2012	50.00
52527000	Directors Fees	PS	43068916	4/9/2012	50.00
52527000	Directors Fees	PS	43068917	4/9/2012	50.00
52527000	Directors Fees	PS	43068918	4/9/2012	50.00
52527000	Directors Fees	PS	43068919	4/9/2012	50.00
52532013	Electricity WT	EE	70007268	4/9/2012	11.19
52562016	Off&Adm Supplies AG	PV	43069400	4/9/2012	540.92
53150013	Contr Svc-Other WT	PV	43069383	4/9/2012	50.00
53150014	Contr Svc-Other TD	PV	43069383	4/9/2012	20.00
53150014	Contr Svc-Other TD	PV	43069383	4/9/2012	419.00
57010015	Uncoll Accts Exp CA	JE	31001446	4/9/2012	(50.79)
57010015	Uncoll Accts Exp CA	JE	31001446	4/9/2012	(413.07)
62002300	M&S Maint WT	PV	43069384	4/9/2012	2,382.75
62002400	M&S Maint TD	PV	43069391	4/9/2012	886.32
62002400	M&S Maint TD	PV	43069394	4/9/2012	929.85
62002400	M&S Maint TD	II	724427	4/9/2012	34.93
62002400	M&S Maint TD	II	724428	4/9/2012	6.10
62002400	M&S Maint TD	II	724428	4/9/2012	5.39
62002400	M&S Maint TD	II	724428	4/9/2012	14.09
62002400	M&S Maint TD	II	724429	4/9/2012	13.37
62002400	M&S Maint TD	II	724429	4/9/2012	15.64
40111000	Res Sales Billed	JE	31001447	4/10/2012	(2,897.34)
40111000	Res Sales Billed	JE	31001447	4/10/2012	(6.23)
40121000	Com Sales Billed	JE	31001447	4/10/2012	(2,382.82)
40151000	Publ Auth Billed	JE	31001447	4/10/2012	(6,555.98)
40310400	OthRev-NSF Ck Chrg	JE	31001447	4/10/2012	(60.00)
40310500	OthRev-Appl/InitFee	JE	31001447	4/10/2012	(208.00)
40310500	OthRev-Appl/InitFee	JE	31001447	4/10/2012	(26.00)
40310700	OthRev-Reconnct Fee	JE	31001447	4/10/2012	(26.00)
52501400	Misc Oper TD	PD	43069689	4/10/2012	(305.80)
52501600	Misc Oper AG	PV	43069661	4/10/2012	(0.25)
52501600	Misc Oper AG	PV	43069661	4/10/2012	(0.02)

Kentucky American Water Company  
Case No. 2012-00520  
Response to PSC DR1, Item 31

Account	Description	Doc Type	Document Number	Posting Date	Amount
52501600	Misc Oper AG	PV	43069661	4/10/2012	0.01
52510015	Bank Svc Charges-CA	PV	43070551	4/10/2012	7,494.81
52574015	Telephone CA	TC	31001274	4/10/2012	69.71
52574015	Telephone CA	TC	31001275	4/10/2012	49.60
52574015	Telephone CA	TC	31001359	4/10/2012	1,106.09
52574016	Telephone AG	TC	31001256	4/10/2012	118.30
52585000	Discounts Available	PN	7902	4/10/2012	(65.69)
52585000	Discounts Available	PN	7902	4/10/2012	(7.82)
52585000	Discounts Available	PN	7902	4/10/2012	(100.77)
52585000	Discounts Available	PK	62065406	4/10/2012	(2.38)
52585000	Discounts Available	PK	62065406	4/10/2012	(128.14)
52585000	Discounts Available	PK	62065407	4/10/2012	(509.26)
52585000	Discounts Available	PK	62065407	4/10/2012	(152.79)
53150015	Contr Svc-Other CA	TC	31001260	4/10/2012	14.95
57010015	Uncoll Accts Exp CA	JE	31001447	4/10/2012	(159.40)
40111000	Res Sales Billed	JE	31001637	4/11/2012	(105,481.99)
40111000	Res Sales Billed	JE	31001637	4/11/2012	(21.02)
40111000	Res Sales Billed	JE	31001637	4/11/2012	(29.73)
40111000	Res Sales Billed	JE	31001637	4/11/2012	(18.46)
40121000	Com Sales Billed	JE	31001637	4/11/2012	(30,649.00)
40131000	Ind Sales Billed	JE	31001637	4/11/2012	(2,710.33)
40145000	Priv Fire Billed	JE	31001637	4/11/2012	(4,199.37)
40151000	Publ Auth Billed	JE	31001637	4/11/2012	(12,597.87)
40211000	Dom WW Svc Billed	JE	31001637	4/11/2012	(15.22)
40310300	OthRev-CFO	PS	43070869	4/11/2012	(394.27)
40310300	OthRev-CFO	PS	43070870	4/11/2012	(200.00)
40310400	OthRev-NSF Ck Chrg	JE	31001637	4/11/2012	(72.00)
40310500	OthRev-Appl/InitFee	JE	31001637	4/11/2012	(1,612.00)
40310500	OthRev-Appl/InitFee	JE	31001637	4/11/2012	(156.00)
40310700	OthRev-Reconnct Fee	JE	31001637	4/11/2012	(1,924.00)
51510012	Purchased Power P	EE	70007730	4/11/2012	671.54
51510012	Purchased Power P	EE	70007745	4/11/2012	3,086.30
51510012	Purchased Power P	EE	70007746	4/11/2012	47.70
51510013	Purchased Power WT	EE	70007748	4/11/2012	4,528.12
51510013	Purchased Power WT	EE	70007804	4/11/2012	6,349.28
51510014	Purchased Power TD	EE	70007743	4/11/2012	104.52
51510014	Purchased Power TD	EE	70007749	4/11/2012	54.60
52532013	Electricity WT	EE	70007742	4/11/2012	11.19
52532013	Electricity WT	EE	70007747	4/11/2012	22.97
52532014	Electricity TD	EE	70007738	4/11/2012	149.84
52532014	Electricity TD	EE	70007740	4/11/2012	56.61
52532014	Electricity TD	EE	70007741	4/11/2012	56.77
52532014	Electricity TD	EE	70007744	4/11/2012	83.12
52532014	Electricity TD	EE	70007751	4/11/2012	34.55
52532016	Electricity AG	EE	70007739	4/11/2012	58.32
52548014	Heating Oil/Gas TD	EE	70007750	4/11/2012	31.06
52562516	Overnight Shippng AG	PV	43070797	4/11/2012	36.99
52566016	Postage AG	PV	43070786	4/11/2012	1,515.00
52578016	Trash Removal AG	PV	43070799	4/11/2012	96.53
52578016	Trash Removal AG	PV	43070800	4/11/2012	64.10
52583011	Water & WW SS	PV	43070801	4/11/2012	4,012.34
52585000	Discounts Available	PK	62065415	4/11/2012	(28.70)
53150013	Contr Svc-Other WT	PV	43070793	4/11/2012	50.00
53150013	Contr Svc-Other WT	PV	43070794	4/11/2012	50.00
53150013	Contr Svc-Other WT	PV	43070795	4/11/2012	448.00
53150013	Contr Svc-Other WT	PV	43070796	4/11/2012	5,490.00
53150013	Contr Svc-Other WT	PV	43070796	4/11/2012	1,230.00
53150013	Contr Svc-Other WT	PV	43070796	4/11/2012	210.00
53150013	Contr Svc-Other WT	PV	43070796	4/11/2012	480.00
53150013	Contr Svc-Other WT	PV	43070802	4/11/2012	484.50
53150014	Contr Svc-Other TD	PV	43070796	4/11/2012	270.00
57010015	Uncoll Accts Exp CA	JE	31001637	4/11/2012	(231.14)
57010015	Uncoll Accts Exp CA	JE	31001637	4/11/2012	(167.95)
62002400	M&S Maint TD	ST	31001421	4/11/2012	53.18
62002400	M&S Maint TD	ST	31001421	4/11/2012	55.79
62002400	M&S Maint TD	PV	43070798	4/11/2012	1,837.91
62502600	Misc Maint AG	PV	43070785	4/11/2012	1,188.00
63150026	Contr Svc-Maint AG	PV	43070790	4/11/2012	171.00
63150026	Contr Svc-Maint AG	PV	43070791	4/11/2012	2,583.33
63150026	Contr Svc-Maint AG	PV	43070792	4/11/2012	1,135.83
63150026	Contr Svc-Maint AG	PV	43071153	4/11/2012	190.16
75810000	Donations Deductible	PS	43070742	4/11/2012	2,500.00
40111000	Res Sales Billed	JE	31001754	4/12/2012	(131,437.53)
40111000	Res Sales Billed	JE	31001754	4/12/2012	(13,334.26)
40111000	Res Sales Billed	JE	31001754	4/12/2012	(8.72)
40121000	Com Sales Billed	JE	31001754	4/12/2012	(65,473.50)
40121000	Com Sales Billed	JE	31001754	4/12/2012	(283.93)

Kentucky American Water Company  
Case No. 2012-00520  
Response to PSC DR1, Item 31

Account	Description	Doc Type	Document Number	Posting Date	Amount
40145000	Priv Fire Billed	JE	31001754	4/12/2012	(8,365.97)
40151000	Publ Auth Billed	JE	31001754	4/12/2012	(3,130.47)
40151000	Publ Auth Billed	JE	31001754	4/12/2012	(1,679.60)
40211000	Dom WW Svc Billed	JE	31001754	4/12/2012	(10.93)
40221000	Com WW Svc Billed	JE	31001754	4/12/2012	(1,183.81)
40251000	PubAuth WW Billed	JE	31001754	4/12/2012	(504.24)
40310400	OthRev-NSF Ck Chrg	JE	31001754	4/12/2012	(72.00)
40310500	OthRev-Appl/InitFee	JE	31001754	4/12/2012	(1,638.00)
40310500	OthRev-Appl/InitFee	JE	31001754	4/12/2012	(26.00)
40310500	OthRev-Appl/InitFee	JE	31001754	4/12/2012	(156.00)
40310700	OthRev-Reconnct Fee	JE	31001754	4/12/2012	(2,158.00)
40310700	OthRev-Reconnct Fee	JE	31001754	4/12/2012	(182.00)
52001400	M&S Oper TD	CC	8024	4/12/2012	4.27
52001600	M&S Oper AG	CC	8033	4/12/2012	210.79
52501400	Misc Oper TD	TC	31001483	4/12/2012	92.30
52501400	Misc Oper TD	CC	8024	4/12/2012	104.93
52501600	Misc Oper AG	CC	8024	4/12/2012	74.20
52501600	Misc Oper AG	CC	8024	4/12/2012	5.00
52501600	Misc Oper AG	CC	8024	4/12/2012	65.72
52534000	Employee Expenses	CC	8024	4/12/2012	5.00
52534000	Employee Expenses	CC	8033	4/12/2012	500.95
52535000	Meals Deductible	CC	8024	4/12/2012	25.60
52535000	Meals Deductible	CC	8033	4/12/2012	27.00
52542015	Forms CA	PV	43071712	4/12/2012	11,414.22
52542015	Forms CA	PV	43071744	4/12/2012	1,848.70
52542015	Forms CA	PV	43071712	4/12/2012	(11,414.22)
52542015	Forms CA	PV	43071744	4/12/2012	(1,848.70)
52548014	Heating Oil/Gas TD	EE	70007989	4/12/2012	242.00
52562016	Off&Adm Supplies AG	CC	8033	4/12/2012	115.89
52562016	Off&Adm Supplies AG	CC	8033	4/12/2012	348.70
52562016	Off&Adm Supplies AG	CC	8033	4/12/2012	103.94
52562016	Off&Adm Supplies AG	CC	8033	4/12/2012	98.19
52562016	Off&Adm Supplies AG	CC	8033	4/12/2012	10.68
52562016	Off&Adm Supplies AG	CC	8033	4/12/2012	126.14
52562016	Off&Adm Supplies AG	CC	8033	4/12/2012	297.35
52574015	Telephone CA	TC	31001467	4/12/2012	773.38
52574016	Telephone AG	TC	31001467	4/12/2012	797.55
52574016	Telephone AG	TC	31001483	4/12/2012	118.46
52574016	Telephone AG	TC	31001483	4/12/2012	46.53
52574016	Telephone AG	TC	31001483	4/12/2012	1,197.84
52574016	Telephone AG	TC	31001483	4/12/2012	61.64
52574016	Telephone AG	TC	31001546	4/12/2012	20.25
52582013	Uniforms WT	CC	8024	4/12/2012	4.81
52582013	Uniforms WT	CC	8024	4/12/2012	25.35
52582014	Uniforms TD	CC	8024	4/12/2012	21.31
52585000	Discounts Available	PK	62065419	4/12/2012	(222.37)
52585000	Discounts Available	PK	62065419	4/12/2012	(1.60)
53150013	Contr Svc-Other WT	CC	8024	4/12/2012	1,089.00
57010015	Uncoll Accts Exp CA	JE	31001754	4/12/2012	(155.27)
62002300	M&S Maint WT	CC	8024	4/12/2012	(36.59)
62002300	M&S Maint WT	CC	8024	4/12/2012	522.55
75810000	Donations Deductible	CC	8024	4/12/2012	100.00
75810000	Donations Deductible	CC	8024	4/12/2012	85.14
75810000	Donations Deductible	CC	8024	4/12/2012	5.49
40111000	Res Sales Billed	JE	31001753	4/13/2012	(203,686.74)
40111000	Res Sales Billed	JE	31001753	4/13/2012	(10,752.20)
40111000	Res Sales Billed	JE	31001753	4/13/2012	(13,987.68)
40121000	Com Sales Billed	JE	31001753	4/13/2012	(66,833.53)
40121000	Com Sales Billed	JE	31001753	4/13/2012	(42.84)
40121000	Com Sales Billed	JE	31001753	4/13/2012	(483.12)
40145000	Priv Fire Billed	JE	31001753	4/13/2012	(5,958.94)
40151000	Publ Auth Billed	JE	31001753	4/13/2012	(340.45)
40151000	Publ Auth Billed	JE	31001753	4/13/2012	(56.66)
40151000	Publ Auth Billed	JE	31001753	4/13/2012	(127.86)
40161000	SlS/Rsle Billed	JE	31001753	4/13/2012	(232.21)
40211000	Dom WW Svc Billed	JE	31001753	4/13/2012	(77.21)
40211000	Dom WW Svc Billed	JE	31001753	4/13/2012	(71.34)
40310400	OthRev-NSF Ck Chrg	JE	31001753	4/13/2012	(120.00)
40310500	OthRev-Appl/InitFee	JE	31001753	4/13/2012	(2,548.00)
40310500	OthRev-Appl/InitFee	JE	31001753	4/13/2012	(468.00)
40310500	OthRev-Appl/InitFee	JE	31001753	4/13/2012	(26.00)
40310500	OthRev-Appl/InitFee	JE	31001753	4/13/2012	(78.00)
40310700	OthRev-Reconnct Fee	JE	31001753	4/13/2012	(2,496.00)
40310700	OthRev-Reconnct Fee	JE	31001753	4/13/2012	(130.00)
40310700	OthRev-Reconnct Fee	JE	31001753	4/13/2012	(286.00)
51510012	Purchased Power P	EE	70008148	4/13/2012	41.14
51510012	Purchased Power P	EE	70008150	4/13/2012	685.09

Kentucky American Water Company  
Case No. 2012-00520  
Response to PSC DR1, Item 31

Account	Description	Doc Type	Document Number	Posting Date	Amount
51510013	Purchased Power WT	PS	43072197	4/13/2012	3,190.31
51510013	Purchased Power WT	PS	43072197	4/13/2012	435.04
51510013	Purchased Power WT	PS	43072199	4/13/2012	6,380.62
51510013	Purchased Power WT	PS	43072199	4/13/2012	870.08
52501600	Misc Oper AG	PS	43072197	4/13/2012	0.01
52532014	Electricity TD	EE	70008149	4/13/2012	21.49
52532014	Electricity TD	EE	70008151	4/13/2012	20.85
52532014	Electricity TD	EE	70008152	4/13/2012	333.20
52532014	Electricity TD	EE	70008153	4/13/2012	51.45
52532014	Electricity TD	EE	70008154	4/13/2012	21.00
52532014	Electricity TD	EE	70008155	4/13/2012	42.72
52542015	Forms CA	PV	43072352	4/13/2012	3,404.07
52542015	Forms CA	PV	43072352	4/13/2012	(3,404.07)
52548014	Heating Oil/Gas TD	EE	70008070	4/13/2012	70.28
52566016	Postage AG	ST	31001649	4/13/2012	90.90
52578016	Trash Removal AG	ST	31001649	4/13/2012	5.79
52585000	Discounts Available	PK	62065437	4/13/2012	(8.70)
52585000	Discounts Available	PK	62065437	4/13/2012	(77.05)
53150013	Contr Svc-Other WT	OV	10364446	4/13/2012	(5,314.00)
57010015	Uncoll Accts Exp CA	JE	31001753	4/13/2012	(67.02)
57010015	Uncoll Accts Exp CA	JE	31001753	4/13/2012	(473.46)
68520100	Tax Discounts	PS	43072199	4/13/2012	(1,067.06)
71511000	M&J Revenues	RI	10177514	4/14/2012	(2,848.12)
71511000	M&J Revenues	RI	10177515	4/14/2012	(541.17)
71511000	M&J Revenues	RI	10177516	4/14/2012	(2,150.86)
71511000	M&J Revenues	RI	10177517	4/14/2012	(1,632.34)
50101300	Labor Oper WT	T2	46792	4/15/2012	1,563.34
50101300	Labor Oper WT	T2	46792	4/15/2012	865.84
50101300	Labor Oper WT	T2	46792	4/15/2012	14,849.80
50101300	Labor Oper WT	T2	46792	4/15/2012	16,806.24
50101300	Labor Oper WT	T2	46792	4/15/2012	12,142.27
50101305	Labor Oper WT SupEng	T2	46792	4/15/2012	8,453.70
50101305	Labor Oper WT SupEng	T2	46792	4/15/2012	1,146.33
50101305	Labor Oper WT SupEng	T2	46792	4/15/2012	7,402.24
50101305	Labor Oper WT SupEng	T2	46792	4/15/2012	3,013.28
50101305	Labor Oper WT SupEng	T2	46792	4/15/2012	3,096.51
50101305	Labor Oper WT SupEng	T2	46792	4/15/2012	4,683.45
50101305	Labor Oper WT SupEng	T2	46792	4/15/2012	829.82
50101305	Labor Oper WT SupEng	T2	46792	4/15/2012	7,062.87
50101305	Labor Oper WT SupEng	T2	46792	4/15/2012	129.94
50101400	Labor Oper TD	T2	46792	4/15/2012	43,433.66
50101400	Labor Oper TD	T2	46792	4/15/2012	1,438.30
50101400	Labor Oper TD	T2	46792	4/15/2012	264.50
50101400	Labor Oper TD	T2	46792	4/15/2012	1,329.76
50101400	Labor Oper TD	T2	46792	4/15/2012	3,461.57
50101405	Labor Oper TD SupEng	T2	46792	4/15/2012	1,446.92
50101405	Labor Oper TD SupEng	T2	46792	4/15/2012	545.32
50101405	Labor Oper TD SupEng	T2	46792	4/15/2012	1,780.50
50101405	Labor Oper TD SupEng	T2	46792	4/15/2012	853.43
50101415	Labor Oper TD Lines	T2	46792	4/15/2012	4,632.81
50101415	Labor Oper TD Lines	T2	46792	4/15/2012	928.58
50101415	Labor Oper TD Lines	T2	46792	4/15/2012	1,286.55
50101420	Labor Oper TD Meter	T2	46792	4/15/2012	18,591.24
50101500	Labor Oper CA	T2	46792	4/15/2012	589.62
50101510	Labor Oper CA MtrRd	T2	46792	4/15/2012	11,572.50
50101520	Labor Oper CA CstSrv	T2	46792	4/15/2012	2,427.81
50101600	Labor Oper AG	T2	46792	4/15/2012	16,691.55
50101600	Labor Oper AG	T2	46792	4/15/2012	1,296.87
50101600	Labor Oper AG	T2	46792	4/15/2012	4,519.77
50101600	Labor Oper AG	T2	46792	4/15/2012	3,811.60
50101600	Labor Oper AG	T2	46792	4/15/2012	7,871.52
50101600	Labor Oper AG	T2	46792	4/15/2012	4,936.05
50101600	Labor Oper AG	T2	46792	4/15/2012	2,435.04
50102200	Labor Maint P	T2	46792	4/15/2012	1,769.04
50102200	Labor Maint P	T2	46792	4/15/2012	1,375.92
50102300	Labor Maint WT	T2	46792	4/15/2012	847.67
50102300	Labor Maint WT	T2	46792	4/15/2012	1,375.92
50102300	Labor Maint WT	T2	46792	4/15/2012	1,314.50
50102400	Labor Maint TD	T2	46792	4/15/2012	2,288.14
50102410	Labor Mnt TD Str&Imp	T2	46792	4/15/2012	46.14
50102420	Labor Mnt TD Mains	T2	46792	4/15/2012	4,354.73
50102420	Labor Mnt TD Mains	T2	46792	4/15/2012	1,557.24
50102420	Labor Mnt TD Mains	T2	46792	4/15/2012	427.03
50102430	Labor Mnt TD Service	T2	46792	4/15/2012	7,279.92
50102430	Labor Mnt TD Service	T2	46792	4/15/2012	787.17
50102430	Labor Mnt TD Service	T2	46792	4/15/2012	588.29
50102430	Labor Mnt TD Service	T2	46792	4/15/2012	1,331.88

Kentucky American Water Company  
Case No. 2012-00520  
Response to PSC DR1, Item 31

Account	Description	Doc Type	Document Number	Posting Date	Amount
50102435	Labor Mnt TD Meter	T2	46792	4/15/2012	1,818.18
50102435	Labor Mnt TD Meter	T2	46792	4/15/2012	231.43
50102435	Labor Mnt TD Meter	T2	46792	4/15/2012	259.38
50102440	Labor Mnt TD Hydrant	T2	46792	4/15/2012	2,531.84
50102440	Labor Mnt TD Hydrant	T2	46792	4/15/2012	145.03
50102440	Labor Mnt TD Hydrant	T2	46792	4/15/2012	3,587.03
50111300	LaborOper NS OT WT	T2	46792	4/15/2012	182.95
50111300	LaborOper NS OT WT	T2	46792	4/15/2012	33.26
50111300	LaborOper NS OT WT	T2	46792	4/15/2012	2,370.46
50111300	LaborOper NS OT WT	T2	46792	4/15/2012	2,584.40
50111300	LaborOper NS OT WT	T2	46792	4/15/2012	727.86
50111305	LaborOperNS OT WT SE	T2	46792	4/15/2012	85.59
50111305	LaborOperNS OT WT SE	T2	46792	4/15/2012	242.23
50111305	LaborOperNS OT WT SE	T2	46792	4/15/2012	99.94
50111305	LaborOperNS OT WT SE	T2	46792	4/15/2012	562.01
50111400	LaborOper NS OT TD	T2	46792	4/15/2012	84.37
50111400	LaborOper NS OT TD	T2	46792	4/15/2012	139.48
50111415	LaborOperNS OT TD Ln	T2	46792	4/15/2012	488.72
50111415	LaborOperNS OT TD Ln	T2	46792	4/15/2012	324.32
50111420	LaborOperNS OT TD Mt	T2	46792	4/15/2012	6,404.43
50111510	LaborOperNS OT CA MR	T2	46792	4/15/2012	623.58
50111520	LaborOperNS OT CA CS	T2	46792	4/15/2012	166.57
50112200	LaborMaint NS OT P	T2	46792	4/15/2012	149.82
50112300	LaborMaint NS OT WT	T2	46792	4/15/2012	147.42
50112300	LaborMaint NS OT WT	T2	46792	4/15/2012	481.53
50112300	LaborMaint NS OT WT	T2	46792	4/15/2012	706.39
50112420	LaborMaintNSOT TD Mn	T2	46792	4/15/2012	156.14
50112420	LaborMaintNSOT TD Mn	T2	46792	4/15/2012	536.68
50112430	LaborMaintNSOT TD Sv	T2	46792	4/15/2012	1,398.76
50112430	LaborMaintNSOT TD Sv	T2	46792	4/15/2012	462.70
50121300	LaborOper OT WT	T2	46792	4/15/2012	1,765.32
50121300	LaborOper OT WT	T2	46792	4/15/2012	916.32
50121300	LaborOper OT WT	T2	46792	4/15/2012	871.37
50171000	Annual Incent Plan	T3	46793	4/15/2012	3,768.09
50171000	Annual Incent Plan	T3	46793	4/15/2012	775.37
50171000	Annual Incent Plan	T3	46793	4/15/2012	212.87
50171000	Annual Incent Plan	T3	46793	4/15/2012	300.69
50171000	Annual Incent Plan	T3	46793	4/15/2012	692.72
50171000	Annual Incent Plan	T3	46793	4/15/2012	91.83
50171000	Annual Incent Plan	T3	46793	4/15/2012	1,463.30
50171000	Annual Incent Plan	T3	46793	4/15/2012	2,677.03
50171000	Annual Incent Plan	T3	46793	4/15/2012	582.70
50171000	Annual Incent Plan	T3	46793	4/15/2012	257.25
50171000	Annual Incent Plan	T3	46793	4/15/2012	321.54
50421000	401k Expense	T3	46793	4/15/2012	339.95
50421000	401k Expense	T3	46793	4/15/2012	16.32
50421000	401k Expense	T3	46793	4/15/2012	144.93
50421000	401k Expense	T3	46793	4/15/2012	5.87
50421000	401k Expense	T3	46793	4/15/2012	205.69
50421000	401k Expense	T3	46793	4/15/2012	173.95
50421000	401k Expense	T3	46793	4/15/2012	1,740.46
50421000	401k Expense	T3	46793	4/15/2012	16.49
50421000	401k Expense	T3	46793	4/15/2012	5.79
50421000	401k Expense	T3	46793	4/15/2012	41.35
50421000	401k Expense	T3	46793	4/15/2012	127.36
50421000	401k Expense	T3	46793	4/15/2012	59.33
50421000	401k Expense	T3	46793	4/15/2012	36.74
50421000	401k Expense	T3	46793	4/15/2012	25.24
50421000	401k Expense	T3	46793	4/15/2012	23.21
50421000	401k Expense	T3	46793	4/15/2012	5.79
50421000	401k Expense	T3	46793	4/15/2012	10.37
50421000	401k Expense	T3	46793	4/15/2012	6.61
50421000	401k Expense	T3	46793	4/15/2012	192.16
50421000	401k Expense	T3	46793	4/15/2012	361.93
50421000	401k Expense	T3	46793	4/15/2012	515.72
50421000	401k Expense	T3	46793	4/15/2012	249.10
50421000	401k Expense	T3	46793	4/15/2012	20.45
50421000	401k Expense	T3	46793	4/15/2012	154.68
50421000	401k Expense	T3	46793	4/15/2012	118.75
50421000	401k Expense	T3	46793	4/15/2012	131.44
50421000	401k Expense	T3	46793	4/15/2012	25.54
50421000	401k Expense	T3	46793	4/15/2012	16.09
50421000	401k Expense	T3	46793	4/15/2012	5.20
50422000	DCP Expense	T3	46793	4/15/2012	250.23
50422000	DCP Expense	T3	46793	4/15/2012	33.84
50422000	DCP Expense	T3	46793	4/15/2012	111.76
50422000	DCP Expense	T3	46793	4/15/2012	211.18

Kentucky American Water Company  
Case No. 2012-00520  
Response to PSC DR1, Item 31

Account	Description	Doc Type	Document Number	Posting Date	Amount
50422000	DCP Expense	T3	46793	4/15/2012	24.11
50422000	DCP Expense	T3	46793	4/15/2012	460.68
50422000	DCP Expense	T3	46793	4/15/2012	60.18
50422000	DCP Expense	T3	46793	4/15/2012	2,398.90
50422000	DCP Expense	T3	46793	4/15/2012	28.50
50422000	DCP Expense	T3	46793	4/15/2012	7.61
50422000	DCP Expense	T3	46793	4/15/2012	19.38
50422000	DCP Expense	T3	46793	4/15/2012	180.08
50422000	DCP Expense	T3	46793	4/15/2012	178.64
50422000	DCP Expense	T3	46793	4/15/2012	49.66
50422000	DCP Expense	T3	46793	4/15/2012	47.85
50422000	DCP Expense	T3	46793	4/15/2012	30.89
50422000	DCP Expense	T3	46793	4/15/2012	13.62
50422000	DCP Expense	T3	46793	4/15/2012	448.99
50422000	DCP Expense	T3	46793	4/15/2012	629.41
50422000	DCP Expense	T3	46793	4/15/2012	801.88
50422000	DCP Expense	T3	46793	4/15/2012	158.24
50422000	DCP Expense	T3	46793	4/15/2012	75.97
50422000	DCP Expense	T3	46793	4/15/2012	216.32
50422000	DCP Expense	T3	46793	4/15/2012	28.87
50422000	DCP Expense	T3	46793	4/15/2012	22.14
50422000	DCP Expense	T3	46793	4/15/2012	6.82
50510100	PBOP Cap Credits	T3	46793	4/15/2012	20,633.77
50510100	PBOP Cap Credits	T3	46793	4/15/2012	30.36
50510100	PBOP Cap Credits	T3	46793	4/15/2012	189.77
50510100	PBOP Cap Credits	T3	46793	4/15/2012	222.11
50510100	PBOP Cap Credits	T3	46793	4/15/2012	28.98
50510100	PBOP Cap Credits	T3	46793	4/15/2012	95.99
50510100	PBOP Cap Credits	T3	46793	4/15/2012	36.33
50510100	PBOP Cap Credits	T3	46793	4/15/2012	41.53
50550000	Group Insur Expense	T3	46793	4/15/2012	470.74
50550000	Group Insur Expense	T3	46793	4/15/2012	93.74
50550000	Group Insur Expense	T3	46793	4/15/2012	1,937.51
50550000	Group Insur Expense	T3	46793	4/15/2012	27.37
50550000	Group Insur Expense	T3	46793	4/15/2012	101.90
50550000	Group Insur Expense	T3	46793	4/15/2012	29.23
50550000	Group Insur Expense	T3	46793	4/15/2012	765.83
50550000	Group Insur Expense	T3	46793	4/15/2012	660.19
50550000	Group Insur Expense	T3	46793	4/15/2012	341.02
50550000	Group Insur Expense	T3	46793	4/15/2012	106.05
50550000	Group Insur Expense	T3	46793	4/15/2012	265.30
50550100	Group Ins Cap Credits	T3	46793	4/15/2012	48,104.44
50550100	Group Ins Cap Credits	T3	46793	4/15/2012	146.40
50550100	Group Ins Cap Credits	T3	46793	4/15/2012	26.98
50550100	Group Ins Cap Credits	T3	46793	4/15/2012	293.45
50550100	Group Ins Cap Credits	T3	46793	4/15/2012	952.63
50550100	Group Ins Cap Credits	T3	46793	4/15/2012	667.18
50550100	Group Ins Cap Credits	T3	46793	4/15/2012	289.66
50550100	Group Ins Cap Credits	T3	46793	4/15/2012	172.71
50550100	Group Ins Cap Credits	T3	46793	4/15/2012	109.43
50550100	Group Ins Cap Credits	T3	46793	4/15/2012	43.05
50550100	Group Ins Cap Credits	T3	46793	4/15/2012	48.24
50550100	Group Ins Cap Credits	T3	46793	4/15/2012	49.20
50550100	Group Ins Cap Credits	T3	46793	4/15/2012	213.22
50610100	Pension Cap Credits	T3	46793	4/15/2012	32,067.65
50610100	Pension Cap Credits	T3	46793	4/15/2012	47.18
50610100	Pension Cap Credits	T3	46793	4/15/2012	294.91
50610100	Pension Cap Credits	T3	46793	4/15/2012	345.20
50610100	Pension Cap Credits	T3	46793	4/15/2012	45.03
50610100	Pension Cap Credits	T3	46793	4/15/2012	149.16
50610100	Pension Cap Credits	T3	46793	4/15/2012	56.47
50610100	Pension Cap Credits	T3	46793	4/15/2012	64.54
55000100	Trans Cap Credits	T3	46793	4/15/2012	1,334.05
55000100	Trans Cap Credits	T3	46793	4/15/2012	33.35
55000100	Trans Cap Credits	T3	46793	4/15/2012	151.14
55000100	Trans Cap Credits	T3	46793	4/15/2012	362.69
55000100	Trans Cap Credits	T3	46793	4/15/2012	558.88
55000100	Trans Cap Credits	T3	46793	4/15/2012	350.46
55000100	Trans Cap Credits	T3	46793	4/15/2012	4,556.93
55000100	Trans Cap Credits	T3	46793	4/15/2012	81.39
55000100	Trans Cap Credits	T3	46793	4/15/2012	7,354.31
55000100	Trans Cap Credits	T3	46793	4/15/2012	55.90
55000100	Trans Cap Credits	T3	46793	4/15/2012	10.30
55000100	Trans Cap Credits	T3	46793	4/15/2012	112.02
55000100	Trans Cap Credits	T3	46793	4/15/2012	363.62
55000100	Trans Cap Credits	T3	46793	4/15/2012	254.68
55000100	Trans Cap Credits	T3	46793	4/15/2012	110.56

Kentucky American Water Company  
Case No. 2012-00520  
Response to PSC DR1, Item 31

Account	Description	Doc Type	Document Number	Posting Date	Amount
55000100	Trans Cap Credits	T3	46793	4/15/2012	65.92
55000100	Trans Cap Credits	T3	46793	4/15/2012	41.77
55000100	Trans Cap Credits	T3	46793	4/15/2012	16.43
55000100	Trans Cap Credits	T3	46793	4/15/2012	18.41
55000100	Trans Cap Credits	T3	46793	4/15/2012	18.78
55000100	Trans Cap Credits	T3	46793	4/15/2012	560.58
55000100	Trans Cap Credits	T3	46793	4/15/2012	1,316.76
55000100	Trans Cap Credits	T3	46793	4/15/2012	721.69
55000100	Trans Cap Credits	T3	46793	4/15/2012	399.19
55000100	Trans Cap Credits	T3	46793	4/15/2012	539.95
55000100	Trans Cap Credits	T3	46793	4/15/2012	122.57
55720100	Ins W/C Cap Credits	T3	46793	4/15/2012	4,913.94
55720100	Ins W/C Cap Credits	T3	46793	4/15/2012	14.95
55720100	Ins W/C Cap Credits	T3	46793	4/15/2012	2.75
55720100	Ins W/C Cap Credits	T3	46793	4/15/2012	29.99
55720100	Ins W/C Cap Credits	T3	46793	4/15/2012	97.32
55720100	Ins W/C Cap Credits	T3	46793	4/15/2012	68.17
55720100	Ins W/C Cap Credits	T3	46793	4/15/2012	29.60
55720100	Ins W/C Cap Credits	T3	46793	4/15/2012	17.61
55720100	Ins W/C Cap Credits	T3	46793	4/15/2012	11.18
55720100	Ins W/C Cap Credits	T3	46793	4/15/2012	4.40
55720100	Ins W/C Cap Credits	T3	46793	4/15/2012	4.93
55720100	Ins W/C Cap Credits	T3	46793	4/15/2012	5.03
55720100	Ins W/C Cap Credits	T3	46793	4/15/2012	21.78
62002400	M&S Maint TD	IR	725469	4/15/2012	(24.31)
62002400	M&S Maint TD	IR	725469	4/15/2012	(4.42)
62002400	M&S Maint TD	IR	725469	4/15/2012	(8.75)
68532000	FUTA	T3	46793	4/15/2012	13.50
68532000	FUTA	T3	46793	4/15/2012	13.13
68532000	FUTA	T3	46793	4/15/2012	2.56
68533000	FICA	T3	46793	4/15/2012	627.59
68533000	FICA	T3	46793	4/15/2012	93.36
68533000	FICA	T3	46793	4/15/2012	327.31
68533000	FICA	T3	46793	4/15/2012	282.40
68533000	FICA	T3	46793	4/15/2012	566.03
68533000	FICA	T3	46793	4/15/2012	377.61
68533000	FICA	T3	46793	4/15/2012	833.43
68533000	FICA	T3	46793	4/15/2012	82.65
68533000	FICA	T3	46793	4/15/2012	7,491.10
68533000	FICA	T3	46793	4/15/2012	58.15
68533000	FICA	T3	46793	4/15/2012	10.46
68533000	FICA	T3	46793	4/15/2012	116.45
68533000	FICA	T3	46793	4/15/2012	365.71
68533000	FICA	T3	46793	4/15/2012	259.10
68533000	FICA	T3	46793	4/15/2012	115.34
68533000	FICA	T3	46793	4/15/2012	68.36
68533000	FICA	T3	46793	4/15/2012	44.03
68533000	FICA	T3	46793	4/15/2012	17.71
68533000	FICA	T3	46793	4/15/2012	19.33
68533000	FICA	T3	46793	4/15/2012	19.32
68533000	FICA	T3	46793	4/15/2012	627.43
68533000	FICA	T3	46793	4/15/2012	1,906.44
68533000	FICA	T3	46793	4/15/2012	1,978.35
68533000	FICA	T3	46793	4/15/2012	1,346.58
68533000	FICA	T3	46793	4/15/2012	58.87
68533000	FICA	T3	46793	4/15/2012	652.98
68533000	FICA	T3	46793	4/15/2012	282.16
68533000	FICA	T3	46793	4/15/2012	653.89
68533000	FICA	T3	46793	4/15/2012	128.47
68533000	FICA	T3	46793	4/15/2012	62.15
68533000	FICA	T3	46793	4/15/2012	9.78
68533000	FICA	T3	46908	4/15/2012	1,325.91
68533000	FICA	T3	46908	4/15/2012	2,107.59
68535000	SUTA	T3	46793	4/15/2012	33.47
68535000	SUTA	T3	46793	4/15/2012	32.31
68535000	SUTA	T3	46793	4/15/2012	7.49
71521000	M&J Expenses	II	725470	4/15/2012	24.31
71521000	M&J Expenses	II	725470	4/15/2012	4.42
71521000	M&J Expenses	II	725470	4/15/2012	8.75
71521000	M&J Expenses	T2	46792	4/15/2012	(67.43)
71521000	M&J Expenses	T2	46792	4/15/2012	(234.50)
71521000	M&J Expenses	T2	46792	4/15/2012	18.41
71521000	M&J Expenses	T2	46792	4/15/2012	150.89
71521000	M&J Expenses	T3	46793	4/15/2012	(24.48)
71521000	M&J Expenses	T3	46793	4/15/2012	(83.23)
71521000	M&J Expenses	T3	46793	4/15/2012	6.78
71521000	M&J Expenses	T3	46793	4/15/2012	59.70

Kentucky American Water Company  
Case No. 2012-00520  
Response to PSC DR1, Item 31

Account	Description	Doc Type	Document Number	Posting Date	Amount
71521000	M&J Expenses	T3	46793	4/15/2012	(5.05)
71521000	M&J Expenses	T3	46793	4/15/2012	(17.37)
71521000	M&J Expenses	T3	46793	4/15/2012	1.31
71521000	M&J Expenses	T3	46793	4/15/2012	10.90
40111000	Res Sales Billed	JE	31001874	4/16/2012	(109,442.96)
40111000	Res Sales Billed	JE	31001874	4/16/2012	(209.09)
40111000	Res Sales Billed	JE	31001874	4/16/2012	4.63
40111000	Res Sales Billed	JE	31001874	4/16/2012	(8.90)
40121000	Com Sales Billed	JE	31001874	4/16/2012	(54,221.07)
40131000	Ind Sales Billed	JE	31001874	4/16/2012	(4,644.94)
40145000	Priv Fire Billed	JE	31001874	4/16/2012	(4,535.25)
40151000	Publ Auth Billed	JE	31001874	4/16/2012	(5,088.53)
40171000	Misc Sales Billed	JE	31001874	4/16/2012	(124.00)
40211000	Dom WW Svc Billed	JE	31001874	4/16/2012	23.74
40310400	OthRev-NSF Ck Chrg	JE	31001874	4/16/2012	(132.00)
40310500	OthRev-Appl/InitFee	JE	31001874	4/16/2012	(2,444.00)
40310500	OthRev-Appl/InitFee	JE	31001874	4/16/2012	(52.00)
40310500	OthRev-Appl/InitFee	JE	31001874	4/16/2012	(26.00)
40310700	OthRev-Reconnct Fee	JE	31001874	4/16/2012	(2,132.00)
52001600	M&S Oper AG	PV	43074685	4/16/2012	176.09
52501400	Misc Oper TD	PV	43074217	4/16/2012	1,074.76
52501400	Misc Oper TD	PV	43074343	4/16/2012	243.43
52562516	Overnight Shippng AG	PV	43074364	4/16/2012	109.39
52562516	Overnight Shippng AG	PV	43074366	4/16/2012	490.35
52578016	Trash Removal AG	PV	43074353	4/16/2012	132.55
53150016	Contr Svc-Other AG	PV	43074355	4/16/2012	85.00
55000016	Trans Oper AG	PV	43074338	4/16/2012	1,635.11
62002100	M&S Maint SS	II	725519	4/16/2012	3.05
62002100	M&S Maint SS	II	725519	4/16/2012	4.89
62002100	M&S Maint SS	II	725519	4/16/2012	52.67
62002300	M&S Maint WT	PV	43074356	4/16/2012	420.00
62002300	M&S Maint WT	PV	43074356	4/16/2012	630.00
62002300	M&S Maint WT	PV	43074356	4/16/2012	1,260.00
62002300	M&S Maint WT	PV	43074356	4/16/2012	1,680.00
62002300	M&S Maint WT	PV	43074357	4/16/2012	665.89
62002300	M&S Maint WT	PV	43074367	4/16/2012	72.52
62002300	M&S Maint WT	PV	43074367	4/16/2012	72.52
62002400	M&S Maint TD	II	725516	4/16/2012	3.05
62002400	M&S Maint TD	II	725516	4/16/2012	4.89
62002400	M&S Maint TD	II	725516	4/16/2012	57.72
62002400	M&S Maint TD	II	725517	4/16/2012	3.05
62002400	M&S Maint TD	II	725517	4/16/2012	4.89
62002400	M&S Maint TD	II	725517	4/16/2012	5.39
62002400	M&S Maint TD	II	725518	4/16/2012	6.90
62002400	M&S Maint TD	PV	43074340	4/16/2012	837.36
62002400	M&S Maint TD	PV	43074348	4/16/2012	286.08
40111000	Res Sales Billed	JE	31001947	4/17/2012	(129,958.03)
40111000	Res Sales Billed	JE	31001947	4/17/2012	(26.06)
40111000	Res Sales Billed	JE	31001947	4/17/2012	73.28
40121000	Com Sales Billed	JE	31001947	4/17/2012	(51,652.96)
40145000	Priv Fire Billed	JE	31001947	4/17/2012	(4,697.80)
40151000	Publ Auth Billed	JE	31001947	4/17/2012	(10,779.20)
40171000	Misc Sales Billed	JE	31001947	4/17/2012	(164.14)
40310300	OthRev-CFO	RI	10178041	4/17/2012	(135,813.27)
40310300	OthRev-CFO	RI	10178042	4/17/2012	(205.40)
40310400	OthRev-NSF Ck Chrg	JE	31001947	4/17/2012	(96.00)
40310500	OthRev-Appl/InitFee	JE	31001947	4/17/2012	(2,860.00)
40310500	OthRev-Appl/InitFee	JE	31001947	4/17/2012	(52.00)
40310700	OthRev-Reconnct Fee	JE	31001947	4/17/2012	(4,290.00)
51510012	Purchased Power P	EE	70008526	4/17/2012	115.92
51510013	Purchased Power WT	EE	70008530	4/17/2012	2,491.84
51510013	Purchased Power WT	EE	70008534	4/17/2012	211.75
51510013	Purchased Power WT	EE	70008547	4/17/2012	49,607.84
51510014	Purchased Power TD	EE	70008522	4/17/2012	91.60
51510014	Purchased Power TD	EE	70008524	4/17/2012	53.55
51510014	Purchased Power TD	EE	70008528	4/17/2012	113.61
51510014	Purchased Power TD	EE	70008532	4/17/2012	20.88
51510014	Purchased Power TD	EE	70008535	4/17/2012	113.90
52501600	Misc Oper AG	PV	43074784	4/17/2012	(3.13)
52501600	Misc Oper AG	PV	43074784	4/17/2012	(0.19)
52501600	Misc Oper AG	PV	43074784	4/17/2012	0.01
52501600	Misc Oper AG	PS	43074904	4/17/2012	10,000.00
52532014	Electricity TD	EE	70008523	4/17/2012	18.75
52532014	Electricity TD	EE	70008527	4/17/2012	31.29
52532014	Electricity TD	EE	70008529	4/17/2012	122.02
52532014	Electricity TD	EE	70008531	4/17/2012	90.31
52532014	Electricity TD	EE	70008533	4/17/2012	21.45



Kentucky American Water Company  
Case No. 2012-00520  
Response to PSC DR1, Item 31

Account	Description	Doc Type	Document Number	Posting Date	Amount
52532016	Electricity AG	EE	70008525	4/17/2012	191.91
52585000	Discounts Available	PU	18106	4/17/2012	(2.86)
57010015	Uncoll Accts Exp CA	JE	31001947	4/17/2012	(137.67)
57010015	Uncoll Accts Exp CA	JE	31001947	4/17/2012	(304.36)
62002400	M&S Maint TD	IR	725979	4/17/2012	(842.81)
62002400	M&S Maint TD	IR	725979	4/17/2012	(71.95)
62002400	M&S Maint TD	IR	725979	4/17/2012	(63.50)
62002400	M&S Maint TD	IR	725981	4/17/2012	(7.17)
62002400	M&S Maint TD	IR	725981	4/17/2012	(29.68)
62002400	M&S Maint TD	IR	725984	4/17/2012	(80.45)
71511000	M&J Revenues	RI	10176986	4/17/2012	566.58
71521000	M&J Expenses	II	725982	4/17/2012	7.17
71521000	M&J Expenses	II	725982	4/17/2012	29.68
75820000	Othr Income Deductns	PS	43074903	4/17/2012	15,000.00
75820000	Othr Income Deductns	PS	43074904	4/17/2012	1,000.00
40111000	Res Sales Billed	JE	31002172	4/18/2012	(132,131.38)
40121000	Com Sales Billed	JE	31002172	4/18/2012	(56,282.90)
40131000	Ind Sales Billed	JE	31002172	4/18/2012	(245.50)
40145000	Priv Fire Billed	JE	31002172	4/18/2012	(3,077.13)
40151000	Publ Auth Billed	JE	31002172	4/18/2012	(6,044.82)
40310400	OthRev-NSF Ck Chrg	JE	31002172	4/18/2012	(24.00)
40310500	OthRev-Appl/InitFee	JE	31002172	4/18/2012	(1,638.00)
40310500	OthRev-Appl/InitFee	JE	31002172	4/18/2012	(156.00)
40310700	OthRev-Reconnct Fee	JE	31002172	4/18/2012	(2,054.00)
51510012	Purchased Power P	EE	70008833	4/18/2012	20.06
52001600	M&S Oper AG	PV	43075727	4/18/2012	98.83
52001600	M&S Oper AG	PV	43076382	4/18/2012	1,000.25
52501400	Misc Oper TD	PV	43075711	4/18/2012	76.28
52501400	Misc Oper TD	PV	43075723	4/18/2012	33.16
52501400	Misc Oper TD	PV	43075728	4/18/2012	247.43
52501400	Misc Oper TD	PV	43075739	4/18/2012	405.66
52501600	Misc Oper AG	PV	43075709	4/18/2012	65.72
52501600	Misc Oper AG	PV	43076385	4/18/2012	75.00
52514905	Cust Edu Comm-Printd	PV	43075682	4/18/2012	161.12
52520000	Collection Agencies	PV	43076458	4/18/2012	2,111.40
52520000	Collection Agencies	PV	43076574	4/18/2012	366.88
52532014	Electricity TD	EE	70008790	4/18/2012	48.63
52532014	Electricity TD	EE	70008832	4/18/2012	34.17
52535000	Meals Deductible	PV	43076251	4/18/2012	195.27
53150016	Contr Svc-Other AG	ST	31001906	4/18/2012	5.10
53155000	Contr Svc-Legal	PV	43076367	4/18/2012	16,336.70
53155000	Contr Svc-Legal	PV	43076371	4/18/2012	2,564.50
53155000	Contr Svc-Legal	PV	43076372	4/18/2012	25,149.28
55000016	Trans Oper AG	PV	43075713	4/18/2012	629.13
55000016	Trans Oper AG	PV	43075722	4/18/2012	851.10
55000016	Trans Oper AG	PV	43075735	4/18/2012	17.02
62002400	M&S Maint TD	ST	31001906	4/18/2012	50.24
62002400	M&S Maint TD	ST	31001906	4/18/2012	17.16
62002400	M&S Maint TD	IR	726004	4/18/2012	(17.03)
62002400	M&S Maint TD	IR	726004	4/18/2012	(52.55)
62002400	M&S Maint TD	IR	726004	4/18/2012	(8.00)
62002400	M&S Maint TD	IR	726004	4/18/2012	(29.68)
62002400	M&S Maint TD	IR	726016	4/18/2012	(647.77)
62002400	M&S Maint TD	IR	726016	4/18/2012	(2,788.92)
62002400	M&S Maint TD	IR	726016	4/18/2012	(160.90)
62002400	M&S Maint TD	PV	43075732	4/18/2012	4,202.88
75810000	Donations Deductible	PS	43075898	4/18/2012	250.00
75840000	Lobbying Expenses	PV	43075699	4/18/2012	5,126.27
40111000	Res Sales Billed	JE	31002221	4/19/2012	(159,950.04)
40111000	Res Sales Billed	JE	31002221	4/19/2012	(19,252.76)
40121000	Com Sales Billed	JE	31002221	4/19/2012	(150,306.10)
40121000	Com Sales Billed	JE	31002221	4/19/2012	(409.52)
40131000	Ind Sales Billed	JE	31002221	4/19/2012	(342.85)
40145000	Priv Fire Billed	JE	31002221	4/19/2012	(16,066.28)
40151000	Publ Auth Billed	JE	31002221	4/19/2012	(22,960.74)
40171000	Misc Sales Billed	JE	31002221	4/19/2012	14.22
40310400	OthRev-NSF Ck Chrg	JE	31002221	4/19/2012	(60.00)
40310500	OthRev-Appl/InitFee	JE	31002221	4/19/2012	(2,314.00)
40310500	OthRev-Appl/InitFee	JE	31002221	4/19/2012	(52.00)
40310500	OthRev-Appl/InitFee	JE	31002221	4/19/2012	(182.00)
40310700	OthRev-Reconnct Fee	JE	31002221	4/19/2012	(3,822.00)
40310700	OthRev-Reconnct Fee	JE	31002221	4/19/2012	(390.00)
51510014	Purchased Power TD	EE	70009080	4/19/2012	23.22
52514905	Cust Edu Comm-Printd	PV	43077412	4/19/2012	287.07
52532014	Electricity TD	EE	70009079	4/19/2012	25.13
52574016	Telephone AG	TC	31002059	4/19/2012	162.84
52574016	Telephone AG	TC	31002060	4/19/2012	245.45

Kentucky American Water Company  
Case No. 2012-00520  
Response to PSC DR1, Item 31

Account	Description	Doc Type	Document Number	Posting Date	Amount
52574016	Telephone AG	TC	31002061	4/19/2012	2,000.55
52574016	Telephone AG	TC	31002160	4/19/2012	21.76
52574113	Cell Phone WT	TC	31002161	4/19/2012	65.49
52574114	Cell Phone TD	TC	31002084	4/19/2012	179.57
52574114	Cell Phone TD	TC	31002165	4/19/2012	720.32
52574114	Cell Phone TD	TC	31002165	4/19/2012	137.09
52574114	Cell Phone TD	TC	31002165	4/19/2012	47.26
52574116	Cell Phone AG	TC	31002084	4/19/2012	92.17
52574116	Cell Phone AG	TC	31002084	4/19/2012	44.89
52574116	Cell Phone AG	TC	31002084	4/19/2012	328.54
52574116	Cell Phone AG	TC	31002161	4/19/2012	319.31
52574116	Cell Phone AG	TC	31002161	4/19/2012	1,765.29
52574116	Cell Phone AG	TC	31002161	4/19/2012	163.85
52574116	Cell Phone AG	TC	31002161	4/19/2012	560.21
52574116	Cell Phone AG	TC	31002161	4/19/2012	38.27
52574116	Cell Phone AG	TC	31002161	4/19/2012	62.69
52574116	Cell Phone AG	TC	31002161	4/19/2012	61.69
52574116	Cell Phone AG	TC	31002161	4/19/2012	52.68
52574116	Cell Phone AG	TC	31002161	4/19/2012	858.54
52574116	Cell Phone AG	TC	31002161	4/19/2012	153.12
52574116	Cell Phone AG	TC	31002161	4/19/2012	356.21
52574116	Cell Phone AG	TC	31002161	4/19/2012	281.00
52574116	Cell Phone AG	TC	31002161	4/19/2012	71.01
52574116	Cell Phone AG	TC	31002165	4/19/2012	(0.15)
52574116	Cell Phone AG	TC	31002165	4/19/2012	47.41
52574116	Cell Phone AG	TC	31002165	4/19/2012	614.17
52574116	Cell Phone AG	TC	31002165	4/19/2012	94.93
52585000	Discounts Available	PK	62065472	4/19/2012	(1.06)
54140016	Rents-Equip AG	PV	43077409	4/19/2012	210.28
55010200	Trans Lease Fuel	PV	43077047	4/19/2012	192.20
55010200	Trans Lease Fuel	PV	43077047	4/19/2012	208.44
55010200	Trans Lease Fuel	PV	43077047	4/19/2012	(2.87)
55010200	Trans Lease Fuel	PV	43077047	4/19/2012	(1.17)
55010200	Trans Lease Fuel	PV	43077047	4/19/2012	(0.54)
55010200	Trans Lease Fuel	PV	43077047	4/19/2012	(2.77)
55010200	Trans Lease Fuel	PV	43077047	4/19/2012	411.96
55010200	Trans Lease Fuel	PV	43077047	4/19/2012	44.46
55010200	Trans Lease Fuel	PV	43077047	4/19/2012	91.27
55010200	Trans Lease Fuel	PV	43077047	4/19/2012	(0.33)
55010200	Trans Lease Fuel	PV	43077047	4/19/2012	(1.65)
55010200	Trans Lease Fuel	PV	43077047	4/19/2012	(1.17)
55010200	Trans Lease Fuel	PV	43077047	4/19/2012	224.86
55010200	Trans Lease Fuel	PV	43077047	4/19/2012	110.01
55010200	Trans Lease Fuel	PV	43077047	4/19/2012	367.92
55010200	Trans Lease Fuel	PV	43077047	4/19/2012	98.48
55010200	Trans Lease Fuel	PV	43077047	4/19/2012	166.82
55010200	Trans Lease Fuel	PV	43077047	4/19/2012	106.79
55010200	Trans Lease Fuel	PV	43077047	4/19/2012	144.97
55010200	Trans Lease Fuel	PV	43077047	4/19/2012	100.09
55010200	Trans Lease Fuel	PV	43077047	4/19/2012	319.43
55010200	Trans Lease Fuel	PV	43077047	4/19/2012	347.21
55010200	Trans Lease Fuel	PV	43077047	4/19/2012	559.47
55010200	Trans Lease Fuel	PV	43077047	4/19/2012	740.14
55010200	Trans Lease Fuel	PV	43077047	4/19/2012	488.86
55010200	Trans Lease Fuel	PV	43077047	4/19/2012	678.04
55010200	Trans Lease Fuel	PV	43077047	4/19/2012	191.50
55010200	Trans Lease Fuel	PV	43077047	4/19/2012	391.86
55010200	Trans Lease Fuel	PV	43077047	4/19/2012	440.94
55010200	Trans Lease Fuel	PV	43077047	4/19/2012	482.43
55010200	Trans Lease Fuel	PV	43077047	4/19/2012	390.01
55010200	Trans Lease Fuel	PV	43077047	4/19/2012	369.70
55010200	Trans Lease Fuel	PV	43077047	4/19/2012	324.68
55010200	Trans Lease Fuel	PV	43077047	4/19/2012	130.76
55010200	Trans Lease Fuel	PV	43077047	4/19/2012	1,003.11
55010200	Trans Lease Fuel	PV	43077047	4/19/2012	1,046.65
55010200	Trans Lease Fuel	PV	43077047	4/19/2012	430.55
55010200	Trans Lease Fuel	PV	43077047	4/19/2012	379.54
55010200	Trans Lease Fuel	PV	43077047	4/19/2012	752.18
55010200	Trans Lease Fuel	PV	43077047	4/19/2012	290.91
55010200	Trans Lease Fuel	PV	43077047	4/19/2012	233.55
55010200	Trans Lease Fuel	PV	43077047	4/19/2012	150.41
55010200	Trans Lease Fuel	PV	43077047	4/19/2012	77.92
55010200	Trans Lease Fuel	PV	43077047	4/19/2012	505.92
55010200	Trans Lease Fuel	PV	43077047	4/19/2012	73.93
55010200	Trans Lease Fuel	PV	43077047	4/19/2012	190.90
55010200	Trans Lease Fuel	PV	43077047	4/19/2012	129.14
55010200	Trans Lease Fuel	PV	43077047	4/19/2012	271.73

Kentucky American Water Company  
Case No. 2012-00520  
Response to PSC DR1, Item 31

Account	Description	Doc Type	Document Number	Posting Date	Amount
55010200	Trans Lease Fuel	PV	43077047	4/19/2012	627.71
55010200	Trans Lease Fuel	PV	43077047	4/19/2012	46.40
55010200	Trans Lease Fuel	PV	43077047	4/19/2012	292.29
55010200	Trans Lease Fuel	PV	43077047	4/19/2012	(0.91)
55010200	Trans Lease Fuel	PV	43077047	4/19/2012	(0.10)
55010200	Trans Lease Fuel	PV	43077047	4/19/2012	156.74
55010200	Trans Lease Fuel	PV	43077047	4/19/2012	209.55
55010200	Trans Lease Fuel	PV	43077047	4/19/2012	533.72
55010200	Trans Lease Fuel	PV	43077047	4/19/2012	1,326.84
55010200	Trans Lease Fuel	PV	43077047	4/19/2012	489.45
55010200	Trans Lease Fuel	PV	43077047	4/19/2012	807.28
55010200	Trans Lease Fuel	PV	43077047	4/19/2012	48.92
55010200	Trans Lease Fuel	PV	43077047	4/19/2012	44.33
55010200	Trans Lease Fuel	PV	43077047	4/19/2012	279.95
55010200	Trans Lease Fuel	PV	43077047	4/19/2012	(3.23)
55010200	Trans Lease Fuel	PV	43077047	4/19/2012	685.59
55010200	Trans Lease Fuel	PV	43077047	4/19/2012	513.77
55010200	Trans Lease Fuel	PV	43077047	4/19/2012	(0.33)
55010200	Trans Lease Fuel	PV	43077047	4/19/2012	63.19
55010200	Trans Lease Fuel	PV	43077047	4/19/2012	134.93
55010200	Trans Lease Fuel	PV	43077047	4/19/2012	544.23
55010200	Trans Lease Fuel	PV	43077047	4/19/2012	558.07
55010200	Trans Lease Fuel	PV	43077047	4/19/2012	186.63
55010200	Trans Lease Fuel	PV	43077047	4/19/2012	89.12
55010200	Trans Lease Fuel	PV	43077047	4/19/2012	98.80
55010200	Trans Lease Fuel	PV	43077047	4/19/2012	794.65
55010200	Trans Lease Fuel	PV	43077047	4/19/2012	562.57
55010200	Trans Lease Fuel	PV	43077047	4/19/2012	112.40
55010200	Trans Lease Fuel	PV	43077047	4/19/2012	(0.26)
55010200	Trans Lease Fuel	PV	43077047	4/19/2012	(2.79)
55010200	Trans Lease Fuel	PV	43077047	4/19/2012	269.83
55010200	Trans Lease Fuel	PV	43077047	4/19/2012	304.26
55010200	Trans Lease Fuel	PV	43077047	4/19/2012	(0.80)
55010200	Trans Lease Fuel	PV	43077047	4/19/2012	237.56
55010200	Trans Lease Fuel	PV	43077047	4/19/2012	299.53
55010200	Trans Lease Fuel	PV	43077047	4/19/2012	201.35
55010200	Trans Lease Fuel	PV	43077047	4/19/2012	546.38
55010200	Trans Lease Fuel	PV	43077047	4/19/2012	211.28
55010200	Trans Lease Fuel	PV	43077047	4/19/2012	571.21
55010200	Trans Lease Fuel	PV	43077047	4/19/2012	(1.72)
55010200	Trans Lease Fuel	PV	43077047	4/19/2012	287.03
55010200	Trans Lease Fuel	PV	43077047	4/19/2012	606.45
55010200	Trans Lease Fuel	PV	43077047	4/19/2012	123.24
55010200	Trans Lease Fuel	PV	43077047	4/19/2012	997.49
55010200	Trans Lease Fuel	PV	43077047	4/19/2012	43.48
55010200	Trans Lease Fuel	PV	43077047	4/19/2012	72.72
55010200	Trans Lease Fuel	PV	43077047	4/19/2012	60.90
55010200	Trans Lease Fuel	PV	43077047	4/19/2012	641.69
55010200	Trans Lease Fuel	PV	43077047	4/19/2012	1,090.57
55010200	Trans Lease Fuel	PV	43077047	4/19/2012	835.39
55010200	Trans Lease Fuel	PV	43077047	4/19/2012	233.87
55010200	Trans Lease Fuel	PV	43077047	4/19/2012	179.21
55010200	Trans Lease Fuel	PV	43077047	4/19/2012	35.05
55010200	Trans Lease Fuel	PV	43077047	4/19/2012	(0.20)
55010200	Trans Lease Fuel	PV	43077047	4/19/2012	398.82
55010200	Trans Lease Fuel	PV	43077047	4/19/2012	433.08
55010200	Trans Lease Fuel	PV	43077047	4/19/2012	381.34
55010200	Trans Lease Fuel	PV	43077047	4/19/2012	53.25
55010200	Trans Lease Fuel	PV	43077047	4/19/2012	513.90
55010200	Trans Lease Fuel	PV	43077047	4/19/2012	109.23
55010200	Trans Lease Fuel	PV	43077047	4/19/2012	368.59
55010200	Trans Lease Fuel	PV	43077047	4/19/2012	385.59
55010300	Trans Lease Maint	PV	43077046	4/19/2012	867.11
55010300	Trans Lease Maint	PV	43077046	4/19/2012	9.05
55010300	Trans Lease Maint	PV	43077046	4/19/2012	395.53
55010300	Trans Lease Maint	PV	43077046	4/19/2012	260.28
55010300	Trans Lease Maint	PV	43077046	4/19/2012	70.46
55010300	Trans Lease Maint	PV	43077046	4/19/2012	164.96
55010300	Trans Lease Maint	PV	43077046	4/19/2012	135.92
55010300	Trans Lease Maint	PV	43077046	4/19/2012	365.25
55010300	Trans Lease Maint	PV	43077046	4/19/2012	109.98
55010300	Trans Lease Maint	PV	43077046	4/19/2012	274.58
55010300	Trans Lease Maint	PV	43077046	4/19/2012	120.91
55010300	Trans Lease Maint	PV	43077046	4/19/2012	95.88
55010300	Trans Lease Maint	PV	43077046	4/19/2012	1.00
55010300	Trans Lease Maint	PV	43077046	4/19/2012	95.88
55010300	Trans Lease Maint	PV	43077046	4/19/2012	2,395.23

Kentucky American Water Company  
Case No. 2012-00520  
Response to PSC DR1, Item 31

Account	Description	Doc Type	Document Number	Posting Date	Amount
55010300	Trans Lease Maint	PV	43077046	4/19/2012	82.66
55010300	Trans Lease Maint	PV	43077046	4/19/2012	65.22
55010300	Trans Lease Maint	PV	43077046	4/19/2012	82.66
55010300	Trans Lease Maint	PV	43077046	4/19/2012	81.66
55010300	Trans Lease Maint	PV	43077046	4/19/2012	5.00
55010300	Trans Lease Maint	PV	43077046	4/19/2012	5.00
55010300	Trans Lease Maint	PV	43077046	4/19/2012	5.00
55010300	Trans Lease Maint	PV	43077046	4/19/2012	1.00
55010300	Trans Lease Maint	PV	43077046	4/19/2012	66.21
55010300	Trans Lease Maint	PV	43077046	4/19/2012	1.00
55010300	Trans Lease Maint	PV	43077046	4/19/2012	1.00
55010300	Trans Lease Maint	PV	43077046	4/19/2012	1.00
55010300	Trans Lease Maint	PV	43077046	4/19/2012	1.00
55010300	Trans Lease Maint	PV	43077046	4/19/2012	111.90
55010300	Trans Lease Maint	PV	43077046	4/19/2012	141.31
55010300	Trans Lease Maint	PV	43077046	4/19/2012	112.13
55010300	Trans Lease Maint	PV	43077046	4/19/2012	112.13
55010300	Trans Lease Maint	PV	43077046	4/19/2012	112.13
55010300	Trans Lease Maint	PV	43077046	4/19/2012	197.00
55010300	Trans Lease Maint	PV	43077046	4/19/2012	1,114.46
55010300	Trans Lease Maint	PV	43077046	4/19/2012	1.00
55010300	Trans Lease Maint	PV	43077046	4/19/2012	1.00
55010300	Trans Lease Maint	PV	43077046	4/19/2012	1.00
55010300	Trans Lease Maint	PV	43077046	4/19/2012	168.03
55010300	Trans Lease Maint	PV	43077046	4/19/2012	172.97
55010300	Trans Lease Maint	PV	43077046	4/19/2012	66.45
55010300	Trans Lease Maint	PV	43077046	4/19/2012	5.00
55010300	Trans Lease Maint	PV	43077046	4/19/2012	109.84
55010300	Trans Lease Maint	PV	43077046	4/19/2012	388.71
55010300	Trans Lease Maint	PV	43077046	4/19/2012	1,256.27
55010300	Trans Lease Maint	PV	43077046	4/19/2012	336.95
55010300	Trans Lease Maint	PV	43077046	4/19/2012	479.40
55010300	Trans Lease Maint	PV	43077046	4/19/2012	337.09
55010300	Trans Lease Maint	PV	43077046	4/19/2012	389.37
55010300	Trans Lease Maint	PV	43077046	4/19/2012	377.46
55010300	Trans Lease Maint	PV	43077046	4/19/2012	312.96
55010300	Trans Lease Maint	PV	43077046	4/19/2012	312.99
55010300	Trans Lease Maint	PV	43077046	4/19/2012	359.95
55010300	Trans Lease Maint	PV	43077046	4/19/2012	426.73
55010300	Trans Lease Maint	PV	43077046	4/19/2012	354.13
55010300	Trans Lease Maint	PV	43077046	4/19/2012	354.16
55010300	Trans Lease Maint	PV	43077046	4/19/2012	388.64
55010300	Trans Lease Maint	PV	43077046	4/19/2012	413.75
55010300	Trans Lease Maint	PV	43077046	4/19/2012	475.35
55010300	Trans Lease Maint	PV	43077046	4/19/2012	474.84
55010300	Trans Lease Maint	PV	43077046	4/19/2012	39.32
55010300	Trans Lease Maint	PV	43077046	4/19/2012	383.50
55010300	Trans Lease Maint	PV	43077046	4/19/2012	97.36
55010300	Trans Lease Maint	PV	43077046	4/19/2012	14.56
55010300	Trans Lease Maint	PV	43077046	4/19/2012	14.56
55010300	Trans Lease Maint	PV	43077046	4/19/2012	(49.23)
55010300	Trans Lease Maint	PV	43077046	4/19/2012	730.56
55010300	Trans Lease Maint	PV	43077046	4/19/2012	177.92
55010300	Trans Lease Maint	PV	43077046	4/19/2012	18.44
55010300	Trans Lease Maint	PV	43077046	4/19/2012	18.38
55010300	Trans Lease Maint	PV	43077046	4/19/2012	18.59
55010300	Trans Lease Maint	PV	43077046	4/19/2012	99.84
55010300	Trans Lease Maint	PV	43077046	4/19/2012	131.88
55010300	Trans Lease Maint	PV	43077046	4/19/2012	101.07
55010300	Trans Lease Maint	PV	43077046	4/19/2012	613.30
55010300	Trans Lease Maint	PV	43077046	4/19/2012	535.50
55010300	Trans Lease Maint	PV	43077046	4/19/2012	539.85
55010300	Trans Lease Maint	PV	43077046	4/19/2012	16.05
55010300	Trans Lease Maint	PV	43077046	4/19/2012	1.00
55010300	Trans Lease Maint	PV	43077046	4/19/2012	1.00
55010300	Trans Lease Maint	PV	43077046	4/19/2012	1.00
55010300	Trans Lease Maint	PV	43077046	4/19/2012	1.00
55010300	Trans Lease Maint	PV	43077046	4/19/2012	1,195.67
55010300	Trans Lease Maint	PV	43077046	4/19/2012	1,581.20
55010300	Trans Lease Maint	PV	43077046	4/19/2012	241.57
55010300	Trans Lease Maint	PV	43077046	4/19/2012	241.57
55010300	Trans Lease Maint	PV	43077046	4/19/2012	241.57
55010300	Trans Lease Maint	PV	43077046	4/19/2012	141.31
55010300	Trans Lease Maint	PV	43077046	4/19/2012	1.00
55010300	Trans Lease Maint	PV	43077046	4/19/2012	5.00
55010300	Trans Lease Maint	PV	43077046	4/19/2012	5.00
55010300	Trans Lease Maint	PV	43077046	4/19/2012	196.74

Kentucky American Water Company  
Case No. 2012-00520  
Response to PSC DR1, Item 31

Account	Description	Doc Type	Document Number	Posting Date	Amount
55010300	Trans Lease Maint	PV	43077046	4/19/2012	5.00
55010300	Trans Lease Maint	PV	43077046	4/19/2012	5.00
55010300	Trans Lease Maint	PV	43077046	4/19/2012	5.00
55010300	Trans Lease Maint	PV	43077046	4/19/2012	4.00
55010300	Trans Lease Maint	PV	43077046	4/19/2012	5.00
55010300	Trans Lease Maint	PV	43077046	4/19/2012	5.00
55010300	Trans Lease Maint	PV	43077046	4/19/2012	5.00
55010300	Trans Lease Maint	PV	43077046	4/19/2012	1.00
55010300	Trans Lease Maint	PV	43077046	4/19/2012	118.44
55010300	Trans Lease Maint	PV	43077046	4/19/2012	5.00
55010300	Trans Lease Maint	PV	43077046	4/19/2012	434.91
55010300	Trans Lease Maint	PV	43077046	4/19/2012	434.91
55010300	Trans Lease Maint	PV	43077046	4/19/2012	5.00
55010300	Trans Lease Maint	PV	43077046	4/19/2012	174.70
55010300	Trans Lease Maint	PV	43077046	4/19/2012	5.00
55010300	Trans Lease Maint	PV	43077046	4/19/2012	548.20
55010300	Trans Lease Maint	PV	43077046	4/19/2012	263.34
55010300	Trans Lease Maint	PV	43077046	4/19/2012	225.69
55010300	Trans Lease Maint	PV	43077046	4/19/2012	5.00
55010300	Trans Lease Maint	PV	43077046	4/19/2012	5.00
55010300	Trans Lease Maint	PV	43077046	4/19/2012	479.18
55010300	Trans Lease Maint	PV	43077046	4/19/2012	1,459.25
55010300	Trans Lease Maint	PV	43077046	4/19/2012	993.80
55010300	Trans Lease Maint	PV	43077046	4/19/2012	208.89
55010300	Trans Lease Maint	PV	43077046	4/19/2012	101.54
55010300	Trans Lease Maint	PV	43077046	4/19/2012	5.00
55010300	Trans Lease Maint	PV	43077046	4/19/2012	5.00
55010300	Trans Lease Maint	PV	43077046	4/19/2012	47.89
55010300	Trans Lease Maint	PV	43077046	4/19/2012	5.00
55010300	Trans Lease Maint	PV	43077046	4/19/2012	5.00
55010300	Trans Lease Maint	PV	43077046	4/19/2012	146.25
55010300	Trans Lease Maint	PV	43077046	4/19/2012	2,420.72
55010300	Trans Lease Maint	PV	43077046	4/19/2012	268.17
55010300	Trans Lease Maint	PV	43077046	4/19/2012	972.57
55010300	Trans Lease Maint	PV	43077046	4/19/2012	5.00
55010300	Trans Lease Maint	PV	43077046	4/19/2012	5.00
55010300	Trans Lease Maint	PV	43077046	4/19/2012	5.00
55010300	Trans Lease Maint	PV	43077046	4/19/2012	225.99
55010300	Trans Lease Maint	PV	43077046	4/19/2012	726.96
55010300	Trans Lease Maint	PV	43077046	4/19/2012	193.01
55010300	Trans Lease Maint	PV	43077046	4/19/2012	5.00
55010300	Trans Lease Maint	PV	43077046	4/19/2012	5.00
55010300	Trans Lease Maint	PV	43077046	4/19/2012	1.00
55010300	Trans Lease Maint	PV	43077046	4/19/2012	158.21
55010300	Trans Lease Maint	PV	43077046	4/19/2012	219.58
55010300	Trans Lease Maint	PV	43077046	4/19/2012	5.00
55010300	Trans Lease Maint	PV	43077046	4/19/2012	9.25
57010015	Uncoll Accts Exp CA	JE	31002221	4/19/2012	39.26
57010015	Uncoll Accts Exp CA	JE	31002221	4/19/2012	(282.69)
40111000	Res Sales Billed	JE	31002477	4/20/2012	(182,181.74)
40111000	Res Sales Billed	JE	31002477	4/20/2012	(211.24)
40111000	Res Sales Billed	JE	31002477	4/20/2012	(10,795.67)
40121000	Com Sales Billed	JE	31002477	4/20/2012	(73,816.90)
40121000	Com Sales Billed	JE	31002477	4/20/2012	(1,033.84)
40131000	Ind Sales Billed	JE	31002477	4/20/2012	(121.70)
40131000	Ind Sales Billed	JE	31002477	4/20/2012	(164.67)
40145000	Priv Fire Billed	JE	31002477	4/20/2012	(3,153.86)
40151000	Publ Auth Billed	JE	31002477	4/20/2012	(1,402.82)
40161000	Sls/Rsle Billed	JE	31002477	4/20/2012	(151.84)
40211000	Dom WW Svc Billed	JE	31002477	4/20/2012	(1,701.50)
40221000	Com WW Svc Billed	JE	31002477	4/20/2012	(336.30)
40231000	Ind WW Svc Billed	JE	31002477	4/20/2012	(41.50)
40310400	OthRev-NSF Ck Chrg	JE	31002477	4/20/2012	(120.00)
40310500	OthRev-Appl/InitFee	JE	31002477	4/20/2012	(884.00)
40310500	OthRev-Appl/InitFee	JE	31002477	4/20/2012	(754.00)
40310700	OthRev-Reconnct Fee	JE	31002477	4/20/2012	(1,924.00)
40310700	OthRev-Reconnct Fee	JE	31002477	4/20/2012	(130.00)
50423000	ESPP Expense	JE	31002241	4/20/2012	748.17
50510100	PBOP Cap Credits	T1	46791	4/20/2012	(25,176.50)
50550000	Group Insur Expense	T1	46791	4/20/2012	(14,105.47)
50550100	Group Ins Cap Credits	T1	46791	4/20/2012	(58,666.88)
50610100	Pension Cap Credits	T1	46791	4/20/2012	(39,127.81)
51510012	Purchased Power P	EE	70009264	4/20/2012	75.66
52501400	Misc Oper TD	ST	31002185	4/20/2012	1.99
52501400	Misc Oper TD	ST	31002185	4/20/2012	14.85
52501600	Misc Oper AG	PS	43077772	4/20/2012	64.00
52532014	Electricity TD	EE	70009265	4/20/2012	29.69

Kentucky American Water Company  
Case No. 2012-00520  
Response to PSC DR1, Item 31

Account	Description	Doc Type	Document Number	Posting Date	Amount
52542015	Forms CA	PV	43077652	4/20/2012	11,414.22
52542015	Forms CA	PV	43077657	4/20/2012	1,848.70
52542015	Forms CA	PV	43077662	4/20/2012	3,404.07
52585000	Discounts Available	PK	62065488	4/20/2012	(140.88)
52585000	Discounts Available	PK	62065488	4/20/2012	(58.06)
52585000	Discounts Available	PK	62065488	4/20/2012	(192.21)
54140016	Rents-Equip AG	PV	43077729	4/20/2012	816.76
54140016	Rents-Equip AG	PV	43077735	4/20/2012	493.56
54140016	Rents-Equip AG	PV	43077736	4/20/2012	138.90
54140016	Rents-Equip AG	PV	43077737	4/20/2012	140.94
54140016	Rents-Equip AG	PV	43077739	4/20/2012	186.17
54140016	Rents-Equip AG	PV	43077740	4/20/2012	302.25
54140016	Rents-Equip AG	PV	43077740	4/20/2012	274.20
54140016	Rents-Equip AG	PV	43077740	4/20/2012	142.33
54140016	Rents-Equip AG	PV	43077740	4/20/2012	142.33
55000100	Trans Cap Credits	T1	46791	4/20/2012	(1,413.25)
55000100	Trans Cap Credits	T1	46791	4/20/2012	(1,333.40)
55000100	Trans Cap Credits	T1	46791	4/20/2012	(151.14)
55000100	Trans Cap Credits	T1	46791	4/20/2012	(617.68)
55000100	Trans Cap Credits	T1	46791	4/20/2012	(558.88)
55000100	Trans Cap Credits	T1	46791	4/20/2012	(350.46)
55000100	Trans Cap Credits	T1	46791	4/20/2012	(4,695.04)
55000100	Trans Cap Credits	T1	46791	4/20/2012	(9,517.54)
55000100	Trans Cap Credits	T1	46791	4/20/2012	(560.58)
55000100	Trans Cap Credits	T1	46791	4/20/2012	(1,316.76)
55000100	Trans Cap Credits	T1	46791	4/20/2012	(729.60)
55000100	Trans Cap Credits	T1	46791	4/20/2012	(424.87)
55000100	Trans Cap Credits	T1	46791	4/20/2012	(602.62)
55000100	Trans Cap Credits	T1	46791	4/20/2012	(122.57)
55010400	Trans Emp Reimb Co	T1	46791	4/20/2012	(40.44)
55010400	Trans Emp Reimb Co	T1	46791	4/20/2012	(109.98)
55720100	Ins W/C Cap Credits	T1	46791	4/20/2012	(5,992.94)
57010015	Uncoll Accts Exp CA	JE	31002477	4/20/2012	(313.11)
62520700	Misc Main Pvg/Bckfill	PS	43077775	4/20/2012	835.00
52514905	Cust Edu Comm-Printd	ST	31002278	4/21/2012	14.05
54140016	Rents-Equip AG	ST	31002278	4/21/2012	3.05
40111000	Res Sales Billed	JE	31002478	4/23/2012	(316,309.67)
40111000	Res Sales Billed	JE	31002478	4/23/2012	(535.36)
40111000	Res Sales Billed	JE	31002478	4/23/2012	14.84
40121000	Com Sales Billed	JE	31002478	4/23/2012	(185,473.73)
40145000	Priv Fire Billed	JE	31002478	4/23/2012	(10,303.56)
40151000	Publ Auth Billed	JE	31002478	4/23/2012	(4,014.03)
40310400	OthRev-NSF Ck Chrg	JE	31002478	4/23/2012	(84.00)
40310500	OthRev-Appl/InitFee	JE	31002478	4/23/2012	(4,420.00)
40310500	OthRev-Appl/InitFee	JE	31002478	4/23/2012	(182.00)
40310700	OthRev-Reconnct Fee	JE	31002478	4/23/2012	(8,840.00)
52585000	Discounts Available	PN	7924	4/23/2012	(91.42)
57010015	Uncoll Accts Exp CA	JE	31002478	4/23/2012	(121.16)
62002400	M&S Maint TD	II	726720	4/23/2012	24.01
62002400	M&S Maint TD	II	726725	4/23/2012	34.77
40111000	Res Sales Billed	JE	31002592	4/24/2012	(117,841.24)
40111000	Res Sales Billed	JE	31002592	4/24/2012	(3.86)
40111000	Res Sales Billed	JE	31002592	4/24/2012	(0.59)
40121000	Com Sales Billed	JE	31002592	4/24/2012	(56,808.13)
40131000	Ind Sales Billed	JE	31002592	4/24/2012	(2,585.45)
40145000	Priv Fire Billed	JE	31002592	4/24/2012	(4,640.58)
40151000	Publ Auth Billed	JE	31002592	4/24/2012	(9,826.18)
40310400	OthRev-NSF Ck Chrg	JE	31002592	4/24/2012	(36.00)
40310400	OthRev-NSF Ck Chrg	JE	31002592	4/24/2012	(12.00)
40310500	OthRev-Appl/InitFee	JE	31002592	4/24/2012	(1,586.00)
40310500	OthRev-Appl/InitFee	JE	31002592	4/24/2012	(52.00)
40310700	OthRev-Reconnct Fee	JE	31002592	4/24/2012	(1,872.00)
51010000	Purchased Water	PV	43079655	4/24/2012	9.33
51010000	Purchased Water	PV	43079657	4/24/2012	9,038.41
52001400	M&S Oper TD	PV	43079606	4/24/2012	2,668.64
52001400	M&S Oper TD	PV	43079609	4/24/2012	715.20
52501300	Misc Oper WT	PV	43079631	4/24/2012	220.87
52501300	Misc Oper WT	PV	43079637	4/24/2012	203.62
52501600	Misc Oper AG	PV	43079580	4/24/2012	224.72
52501600	Misc Oper AG	PV	43079583	4/24/2012	872.17
52501600	Misc Oper AG	PV	43079586	4/24/2012	521.71
52514906	Cust Edu-Bill Insert	PV	43079582	4/24/2012	4,993.16
52532014	Electricity TD	EE	70009714	4/24/2012	20.75
52562516	Overnight Shippng AG	PV	43079587	4/24/2012	11.96
52562516	Overnight Shippng AG	PV	43079590	4/24/2012	23.92
52562516	Overnight Shippng AG	PV	43079636	4/24/2012	411.06
52562516	Overnight Shippng AG	PV	43079643	4/24/2012	640.92

Kentucky American Water Company  
Case No. 2012-00520  
Response to PSC DR1, Item 31

Account	Description	Doc Type	Document Number	Posting Date	Amount
52571100	Add'l Security Costs	PV	43079598	4/24/2012	715.20
52571100	Add'l Security Costs	PV	43079600	4/24/2012	2,668.64
52571100	Add'l Security Costs	PV	43079604	4/24/2012	2,668.64
52574015	Telephone CA	TC	31002335	4/24/2012	38.26
52574015	Telephone CA	TC	31002336	4/24/2012	38.26
52574015	Telephone CA	TC	31002337	4/24/2012	38.26
52574015	Telephone CA	TC	31002338	4/24/2012	274.21
52574015	Telephone CA	TC	31002339	4/24/2012	1,151.68
52574015	Telephone CA	TC	31002340	4/24/2012	108.16
52574015	Telephone CA	TC	31002341	4/24/2012	148.53
52574015	Telephone CA	TC	31002342	4/24/2012	2,439.15
52574016	Telephone AG	TC	31002342	4/24/2012	47.07
52574016	Telephone AG	TC	31002474	4/24/2012	7.00
52574016	Telephone AG	TC	31002474	4/24/2012	8.99
52574016	Telephone AG	TC	31002474	4/24/2012	26.70
52585000	Discounts Available	PN	7927	4/24/2012	(11.74)
53150013	Contr Svc-Other WT	PV	43079645	4/24/2012	1,000.00
53150014	Contr Svc-Other TD	PV	43079638	4/24/2012	52.46
53150015	Contr Svc-Other CA	TC	31002355	4/24/2012	901.60
54110014	Rents-Real Prop TD	PV	43079627	4/24/2012	256.95
57010015	Uncoll Accts Exp CA	JE	31002592	4/24/2012	(531.61)
62002100	M&S Maint SS	PV	43079635	4/24/2012	344.40
62002300	M&S Maint WT	PV	43079635	4/24/2012	344.40
62002400	M&S Maint TD	OV	10365364	4/24/2012	4,253.00
62002400	M&S Maint TD	OV	10365364	4/24/2012	255.18
62520700	Misc Main Pvg/Bckfil	PV	43079630	4/24/2012	92.01
63150026	Contr Svc-Maint AG	PV	43079149	4/24/2012	106.42
63150026	Contr Svc-Maint AG	PV	43079150	4/24/2012	110.42
63150026	Contr Svc-Maint AG	PV	43079320	4/24/2012	74.27
75810000	Donations Deductible	PS	43079187	4/24/2012	13,000.00
40111000	Donations Deductible	PS	43079188	4/24/2012	750.00
40111000	Res Sales Billed	JE	31002793	4/25/2012	(178,497.38)
40111000	Res Sales Billed	JE	31002793	4/25/2012	(22.61)
40121000	Com Sales Billed	JE	31002793	4/25/2012	(31,387.60)
40145000	Priv Fire Billed	JE	31002793	4/25/2012	(3,013.96)
40151000	Publ Auth Billed	JE	31002793	4/25/2012	(5,274.46)
40310400	OthRev-NSF Ck Chrg	JE	31002793	4/25/2012	(96.00)
40310500	OthRev-Appl/InitFee	JE	31002793	4/25/2012	(2,054.00)
40310500	OthRev-Appl/InitFee	JE	31002793	4/25/2012	(52.00)
40310500	OthRev-Appl/InitFee	JE	31002793	4/25/2012	(40.00)
40310700	OthRev-Reconnct Fee	JE	31002793	4/25/2012	(2,210.00)
52001400	M&S Oper TD	JE	31002588	4/25/2012	(1,091.75)
55000016	Trans Oper AG	PV	43080080	4/25/2012	22.50
57010015	Uncoll Accts Exp CA	JE	31002793	4/25/2012	(426.41)
62002400	M&S Maint TD	II	727148	4/25/2012	52.68
62002400	M&S Maint TD	JE	31002597	4/25/2012	(75.42)
62002400	M&S Maint TD	JE	31002597	4/25/2012	(30.21)
62002400	M&S Maint TD	JE	31002597	4/25/2012	(11.08)
62002400	M&S Maint TD	JE	31002597	4/25/2012	(4.78)
62002400	M&S Maint TD	JE	31002597	4/25/2012	(47.83)
62002400	M&S Maint TD	JE	31002597	4/25/2012	(68.88)
62002400	M&S Maint TD	JE	31002597	4/25/2012	(130.91)
63150026	Contr Svc-Maint AG	ST	31002517	4/25/2012	6.39
63150026	Contr Svc-Maint AG	ST	31002517	4/25/2012	6.63
63150026	Contr Svc-Maint AG	PV	43080078	4/25/2012	628.00
63150026	Contr Svc-Maint AG	PV	43080079	4/25/2012	250.00
71521000	M&J Expenses	JE	31002597	4/25/2012	75.42
71521000	M&J Expenses	JE	31002597	4/25/2012	30.21
71521000	M&J Expenses	JE	31002597	4/25/2012	11.08
71521000	M&J Expenses	JE	31002597	4/25/2012	4.78
71521000	M&J Expenses	JE	31002597	4/25/2012	47.83
71521000	M&J Expenses	JE	31002597	4/25/2012	68.88
71521000	M&J Expenses	JE	31002597	4/25/2012	130.91
40111000	Res Sales Billed	JE	31002863	4/26/2012	(160,007.67)
40111000	Res Sales Billed	JE	31002863	4/26/2012	21.00
40111000	Res Sales Billed	JE	31002863	4/26/2012	(3.56)
40111000	Res Sales Billed	JE	31002863	4/26/2012	(10.22)
40121000	Com Sales Billed	JE	31002863	4/26/2012	(36,531.54)
40121000	Com Sales Billed	JE	31002863	4/26/2012	(4.45)
40145000	Priv Fire Billed	JE	31002863	4/26/2012	(3,049.42)
40151000	Publ Auth Billed	JE	31002863	4/26/2012	(486.76)
40211000	Dom WW Svc Billed	JE	31002863	4/26/2012	(4.84)
40211000	Dom WW Svc Billed	JE	31002863	4/26/2012	(9.67)
40221000	Com WW Svc Billed	JE	31002863	4/26/2012	(67.60)
40310400	OthRev-NSF Ck Chrg	JE	31002863	4/26/2012	(72.00)
40310500	OthRev-Appl/InitFee	JE	31002863	4/26/2012	(1,508.00)
40310500	OthRev-Appl/InitFee	JE	31002863	4/26/2012	(52.00)

Kentucky American Water Company  
Case No. 2012-00520  
Response to PSC DR1, Item 31

Account	Description	Doc Type	Document Number	Posting Date	Amount
40310500	OthRev-Appl/InitFee	JE	31002863	4/26/2012	(26.00)
40310700	OthRev-Reconnct Fee	JE	31002863	4/26/2012	(1,456.00)
50451000	Employee Awards	PV	43080970	4/26/2012	126.22
50451000	Employee Awards	PV	43080973	4/26/2012	129.87
50452000	Emp Physical Exams	PV	43080972	4/26/2012	70.00
51510012	Purchased Power P	EE	70010066	4/26/2012	410.82
52001400	M&S Oper TD	ST	31002741	4/26/2012	160.12
52001400	M&S Oper TD	ST	31002741	4/26/2012	42.91
52001400	M&S Oper TD	PV	43080980	4/26/2012	486.44
52001400	M&S Oper TD	PV	43080981	4/26/2012	604.42
52001400	M&S Oper TD	PV	43080983	4/26/2012	185.45
52501400	Misc Oper TD	PV	43080982	4/26/2012	405.52
52501600	Misc Oper AG	ST	31002741	4/26/2012	31.30
52514906	Cust Edu-Bill Insert	ST	31002741	4/26/2012	299.59
52532014	Electricity TD	EE	70010065	4/26/2012	67.47
52532014	Electricity TD	EE	70010067	4/26/2012	52.47
52532014	Electricity TD	EE	70010068	4/26/2012	19.88
52534000	Employee Expenses	JN	31002767	4/26/2012	(372.98)
52535000	Meals Deductible	JN	31002767	4/26/2012	(137.31)
52574015	Telephone CA	TC	31002784	4/26/2012	417.27
52574016	Telephone AG	TC	31002625	4/26/2012	35.55
52574016	Telephone AG	TC	31002686	4/26/2012	97.00
52574016	Telephone AG	TC	31002784	4/26/2012	144.07
55000016	Trans Oper AG	PV	43080984	4/26/2012	443.50
55000016	Trans Oper AG	JN	31002767	4/26/2012	(24.44)
57010015	Uncoll Accts Exp CA	JE	31002863	4/26/2012	(664.12)
62002400	M&S Maint TD	PV	43080977	4/26/2012	511.56
62002400	M&S Maint TD	PV	43080985	4/26/2012	785.33
62002400	M&S Maint TD	PV	43080986	4/26/2012	2,772.92
62002400	M&S Maint TD	JE	31002765	4/26/2012	(140.39)
62002400	M&S Maint TD	JE	31002768	4/26/2012	(121.44)
71521000	M&J Expenses	JE	31002765	4/26/2012	140.39
71521000	M&J Expenses	JE	31002768	4/26/2012	121.44
75820000	Othr Income Deductns	PS	43081018	4/26/2012	9,789.10
40111000	Res Sales Billed	JE	31002977	4/27/2012	(181,706.67)
40111000	Res Sales Billed	JE	31002977	4/27/2012	9.13
40121000	Com Sales Billed	JE	31002977	4/27/2012	(25,098.67)
40141000	Publ Fire Billed	JE	31002977	4/27/2012	(166.48)
40145000	Priv Fire Billed	JE	31002977	4/27/2012	1,615.33
40151000	Publ Auth Billed	JE	31002977	4/27/2012	1,972.84
40310400	OthRev-NSF Ck Chrg	JE	31002977	4/27/2012	(120.00)
40310500	OthRev-Appl/InitFee	JE	31002977	4/27/2012	(1,664.00)
40310700	OthRev-Reconnct Fee	JE	31002977	4/27/2012	(2,548.00)
50101305	Labor Oper WT SupEng	JE	31002885	4/27/2012	8,286.00
50101400	Labor Oper TD	JE	31002885	4/27/2012	6,192.00
50101405	Labor Oper TD SupEng	JE	31002885	4/27/2012	5,603.00
50101405	Labor Oper TD SupEng	JE	31002885	4/27/2012	1,616.00
50101600	Labor Oper AG	JE	31002885	4/27/2012	19,455.00
50101600	Labor Oper AG	JE	31002885	4/27/2012	18,945.00
50101600	Labor Oper AG	JE	31002885	4/27/2012	1,993.00
50101600	Labor Oper AG	JE	31002885	4/27/2012	4,577.00
50101600	Labor Oper AG	JE	31002885	4/27/2012	7,368.00
50101600	Labor Oper AG	JE	31002885	4/27/2012	54,120.00
50101600	Labor Oper AG	JE	31002885	4/27/2012	123,304.00
50101600	Labor Oper AG	JE	31002885	4/27/2012	7,166.00
50101600	Labor Oper AG	JE	31002885	4/27/2012	15,415.00
50550000	Group Insur Expense	JE	31002879	4/27/2012	(7,326.87)
51110000	Waste Disposal	ID	727691	4/27/2012	175.64
51110000	Waste Disposal	ID	727745	4/27/2012	4,729.73
51510012	Purchased Power P	EE	70010327	4/27/2012	161.27
51800000	Chemicals	ID	727691	4/27/2012	1,636.19
51800000	Chemicals	ID	727691	4/27/2012	1,509.31
51800000	Chemicals	ID	727691	4/27/2012	2,304.55
51800000	Chemicals	ID	727691	4/27/2012	1,753.50
51800000	Chemicals	ID	727691	4/27/2012	6,304.39
51800000	Chemicals	ID	727691	4/27/2012	4.83
51800000	Chemicals	ID	727691	4/27/2012	2.48
51800000	Chemicals	ID	727691	4/27/2012	57.16
51800000	Chemicals	ID	727691	4/27/2012	3.49
51800000	Chemicals	ID	727745	4/27/2012	5,457.25
51800000	Chemicals	ID	727745	4/27/2012	2,422.10
51800000	Chemicals	ID	727745	4/27/2012	6,067.83
51800000	Chemicals	ID	727745	4/27/2012	5,401.92
51800000	Chemicals	ID	727745	4/27/2012	23,971.57
51800000	Chemicals	ID	727745	4/27/2012	4,016.71
51800000	Chemicals	ID	727745	4/27/2012	259.42
51800000	Chemicals	ID	727845	4/27/2012	66.27



Kentucky American Water Company  
Case No. 2012-00520  
Response to PSC DR1, Item 31

Account	Description	Doc Type	Document Number	Posting Date	Amount
51800000	Chemicals	ID	727845	4/27/2012	120.46
51800000	Chemicals	ID	727845	4/27/2012	428.90
52001400	M&S Oper TD	ST	31002833	4/27/2012	29.19
52001400	M&S Oper TD	ST	31002833	4/27/2012	36.27
52520000	Collection Agencies	PV	43081876	4/27/2012	5,358.18
52532013	Electricity WT	EE	70010382	4/27/2012	40.25
52532014	Electricity TD	EE	70010287	4/27/2012	27.04
52532014	Electricity TD	EE	70010328	4/27/2012	48.79
52532014	Electricity TD	EE	70010329	4/27/2012	61.71
52585000	Discounts Available	PK	62065525	4/27/2012	(26.59)
52585000	Discounts Available	PK	62065525	4/27/2012	(27.90)
52585000	Discounts Available	PK	62065528	4/27/2012	(12.56)
52585000	Discounts Available	PK	62065529	4/27/2012	(87.09)
55000016	Trans Oper AG	ST	31002833	4/27/2012	1.35
57010015	Uncoll Accts Exp CA	JE	31002977	4/27/2012	7,461.36
57010015	Uncoll Accts Exp CA	JE	31002977	4/27/2012	29,221.25
59011500	Gains/Loss NUP Sales	JE	31002888	4/27/2012	(2,750.00)
62002400	M&S Maint TD	ST	31002833	4/27/2012	30.69
62002400	M&S Maint TD	ST	31002833	4/27/2012	166.38
71521500	M&J Expenses I/C	JN	31002912	4/27/2012	187.89
75810000	Donations Deductible	JE	31002888	4/27/2012	5,500.00
62002400	M&S Maint TD	IR	728072	4/28/2012	(389.38)
62002400	M&S Maint TD	IR	728072	4/28/2012	(1,550.06)
62002400	M&S Maint TD	IR	728072	4/28/2012	(456.17)
62002400	M&S Maint TD	IR	728072	4/28/2012	(377.25)
62002400	M&S Maint TD	IR	728072	4/28/2012	(34.56)
62002400	M&S Maint TD	IR	728072	4/28/2012	(128.96)
62002400	M&S Maint TD	IR	728072	4/28/2012	(30.23)
62002400	M&S Maint TD	IR	728072	4/28/2012	(44.20)
62002400	M&S Maint TD	IR	728072	4/28/2012	(35.88)
62002400	M&S Maint TD	IR	728072	4/28/2012	(82.19)
62002400	M&S Maint TD	IR	728072	4/28/2012	(23.59)
62002400	M&S Maint TD	IR	728072	4/28/2012	(8.89)
62002400	M&S Maint TD	IR	728072	4/28/2012	(7.17)
62002400	M&S Maint TD	IR	728074	4/28/2012	(18.20)
62002400	M&S Maint TD	IR	728074	4/28/2012	(61.03)
62002400	M&S Maint TD	IR	728074	4/28/2012	(19.07)
62002400	M&S Maint TD	IR	728074	4/28/2012	(15.47)
62002400	M&S Maint TD	IR	728074	4/28/2012	(8.75)
62002400	M&S Maint TD	IR	728074	4/28/2012	(5.43)
62002400	M&S Maint TD	IR	728074	4/28/2012	(7.86)
62002400	M&S Maint TD	IR	728074	4/28/2012	(5.47)
62002400	M&S Maint TD	IR	728076	4/28/2012	(61.22)
62002400	M&S Maint TD	IR	728076	4/28/2012	(316.09)
62002400	M&S Maint TD	IR	728076	4/28/2012	(716.45)
62002400	M&S Maint TD	IR	728076	4/28/2012	(1,022.84)
62002400	M&S Maint TD	IR	728076	4/28/2012	(51.58)
62002400	M&S Maint TD	IR	728076	4/28/2012	(20.89)
62002400	M&S Maint TD	IR	728076	4/28/2012	(59.35)
62002400	M&S Maint TD	IR	728076	4/28/2012	(43.49)
62002400	M&S Maint TD	IR	728076	4/28/2012	(56.40)
62002400	M&S Maint TD	IR	728076	4/28/2012	(79.02)
62002400	M&S Maint TD	II	728078	4/28/2012	934.50
62002400	M&S Maint TD	II	728078	4/28/2012	52.29
62002400	M&S Maint TD	II	728078	4/28/2012	125.35
62002400	M&S Maint TD	II	728078	4/28/2012	28.61
62002400	M&S Maint TD	II	728078	4/28/2012	30.95
62002400	M&S Maint TD	II	728078	4/28/2012	1,032.39
62002400	M&S Maint TD	II	728078	4/28/2012	88.09
62002400	M&S Maint TD	II	728078	4/28/2012	402.25
62002400	M&S Maint TD	II	728078	4/28/2012	107.13
62002400	M&S Maint TD	II	728078	4/28/2012	194.52
62002400	M&S Maint TD	II	728078	4/28/2012	141.97
62002400	M&S Maint TD	II	728078	4/28/2012	56.83
62002400	M&S Maint TD	II	728078	4/28/2012	77.75
62002400	M&S Maint TD	II	728078	4/28/2012	33.54
62002400	M&S Maint TD	II	728078	4/28/2012	52.90
62002400	M&S Maint TD	II	728078	4/28/2012	41.64
62002400	M&S Maint TD	II	728078	4/28/2012	716.77
62002400	M&S Maint TD	II	728078	4/28/2012	1,685.63
62002400	M&S Maint TD	II	728078	4/28/2012	68.10
62002400	M&S Maint TD	II	728078	4/28/2012	277.82
62002400	M&S Maint TD	II	728078	4/28/2012	420.41
62002400	M&S Maint TD	II	728078	4/28/2012	630.90
62002400	M&S Maint TD	II	728078	4/28/2012	86.97
62002400	M&S Maint TD	II	728078	4/28/2012	1,607.47
62002400	M&S Maint TD	II	728078	4/28/2012	39.32

Kentucky American Water Company  
Case No. 2012-00520  
Response to PSC DR1, Item 31

Account	Description	Doc Type	Document Number	Posting Date	Amount
62002400	M&S Maint TD	II	728078	4/28/2012	2,204.40
62002400	M&S Maint TD	II	728078	4/28/2012	167.10
62002400	M&S Maint TD	II	728078	4/28/2012	79.02
62002400	M&S Maint TD	II	728078	4/28/2012	27.33
62002400	M&S Maint TD	II	728078	4/28/2012	64.27
62002400	M&S Maint TD	II	728078	4/28/2012	71.38
62002400	M&S Maint TD	II	728078	4/28/2012	126.99
62002400	M&S Maint TD	II	728078	4/28/2012	148.38
62002400	M&S Maint TD	II	728078	4/28/2012	8.67
62002400	M&S Maint TD	II	728078	4/28/2012	73.83
62002400	M&S Maint TD	II	728078	4/28/2012	14.33
62002400	M&S Maint TD	II	728078	4/28/2012	17.49
62002400	M&S Maint TD	II	728078	4/28/2012	13.73
62002400	M&S Maint TD	II	728078	4/28/2012	17.78
62002400	M&S Maint TD	II	728078	4/28/2012	234.17
62002400	M&S Maint TD	II	728078	4/28/2012	16.19
62002400	M&S Maint TD	II	728078	4/28/2012	26.03
62002400	M&S Maint TD	II	728078	4/28/2012	1,015.31
62002400	M&S Maint TD	II	728078	4/28/2012	71.95
62002400	M&S Maint TD	II	728078	4/28/2012	69.13
62002400	M&S Maint TD	II	728078	4/28/2012	10.87
62002400	M&S Maint TD	II	728078	4/28/2012	22.72
62002400	M&S Maint TD	II	728078	4/28/2012	15.07
62002400	M&S Maint TD	II	728078	4/28/2012	30.51
62002400	M&S Maint TD	II	728078	4/28/2012	190.72
62002400	M&S Maint TD	II	728078	4/28/2012	54.60
62002400	M&S Maint TD	II	728078	4/28/2012	66.50
62002400	M&S Maint TD	IR	728079	4/28/2012	(19.07)
62002400	M&S Maint TD	IR	728079	4/28/2012	(9.10)
62002400	M&S Maint TD	IR	728079	4/28/2012	(15.47)
62002400	M&S Maint TD	IR	728079	4/28/2012	(44.04)
62002400	M&S Maint TD	IR	728079	4/28/2012	(160.90)
62002400	M&S Maint TD	IR	728079	4/28/2012	(45.91)
62002400	M&S Maint TD	IR	728079	4/28/2012	(24.31)
62002400	M&S Maint TD	IR	728079	4/28/2012	(141.97)
62002400	M&S Maint TD	IR	728079	4/28/2012	(56.83)
62002400	M&S Maint TD	IR	728079	4/28/2012	(47.84)
62002400	M&S Maint TD	IR	728079	4/28/2012	(201.27)
62002400	M&S Maint TD	IR	728079	4/28/2012	(75.45)
62002400	M&S Maint TD	IR	728079	4/28/2012	(315.45)
62002400	M&S Maint TD	IR	728079	4/28/2012	(41.24)
62002400	M&S Maint TD	IR	728079	4/28/2012	(56.40)
62002400	M&S Maint TD	IR	728079	4/28/2012	(114.82)
62002400	M&S Maint TD	IR	728079	4/28/2012	(143.77)
62002400	M&S Maint TD	IR	728079	4/28/2012	(55.04)
62002400	M&S Maint TD	IR	728079	4/28/2012	(59.35)
62002400	M&S Maint TD	IR	728079	4/28/2012	(34.94)
62002400	M&S Maint TD	IR	728079	4/28/2012	(66.02)
62002400	M&S Maint TD	IR	728079	4/28/2012	(52.48)
62002400	M&S Maint TD	IR	728079	4/28/2012	(36.91)
62002400	M&S Maint TD	IR	728079	4/28/2012	(7.17)
62002400	M&S Maint TD	IR	728079	4/28/2012	(17.28)
62002400	M&S Maint TD	IR	728079	4/28/2012	(40.01)
62002400	M&S Maint TD	IR	728079	4/28/2012	(10.93)
62002400	M&S Maint TD	IR	728079	4/28/2012	(8.10)
62002400	M&S Maint TD	IR	728079	4/28/2012	(109.61)
62002400	M&S Maint TD	IR	728079	4/28/2012	(79.02)
62002400	M&S Maint TD	IR	728079	4/28/2012	(65.82)
62002400	M&S Maint TD	IR	728079	4/28/2012	(42.85)
62002400	M&S Maint TD	IR	728079	4/28/2012	(70.65)
62002400	M&S Maint TD	IR	728079	4/28/2012	(15.73)
62002400	M&S Maint TD	IR	728079	4/28/2012	(705.38)
62002400	M&S Maint TD	IR	728079	4/28/2012	(11.36)
71511000	M&J Revenues	RI	10178211	4/28/2012	(1,696.28)
71511000	M&J Revenues	RI	10178212	4/28/2012	(2,202.53)
71511000	M&J Revenues	RI	10178375	4/28/2012	(969.32)
71511000	M&J Revenues	RI	10178376	4/28/2012	(570.90)
40112000	Res Sales Unbilled	JE	31002984	4/30/2012	(2,058,626.26)
40121000	Com Sales Billed	JE	166	4/30/2012	5,244.12
40121000	Com Sales Billed	JE	166	4/30/2012	85.98
40122000	Com Sales Unbilled	JE	31002984	4/30/2012	(1,084,592.06)
40132000	Ind Sales Unbilled	JE	31002984	4/30/2012	(102,318.48)
40152000	Publ Auth Unbilled	JE	31002984	4/30/2012	(292,048.10)
40161050	SlS/Rsle Billed I/C	JE	305	4/30/2012	(1,311.53)
40161050	SlS/Rsle Billed I/C	JE	305	4/30/2012	(1,331.98)
40161050	SlS/Rsle Billed I/C	JE	12120402	4/30/2012	(4,188.71)
40162000	SalesforRsle Unbilld	JE	31002984	4/30/2012	(114,443.17)

Kentucky American Water Company  
Case No. 2012-00520  
Response to PSC DR1, Item 31

Account	Description	Doc Type	Document Number	Posting Date	Amount
40211000	Dom WW Svc Billed	JE	31009226	4/30/2012	9.66
40211000	Dom WW Svc Billed	JE	31009226	4/30/2012	4.83
40211000	Dom WW Svc Billed	JE	31009226	4/30/2012	4.83
40211000	Dom WW Svc Billed	JE	31009226	4/30/2012	4.83
40221000	Com WW Svc Billed	JE	31009226	4/30/2012	5.86
40221000	Com WW Svc Billed	JE	31009226	4/30/2012	2,007.82
40221000	Com WW Svc Billed	JE	31009226	4/30/2012	53.93
40221000	Com WW Svc Billed	JE	31009226	4/30/2012	2,228.32
40221000	Com WW Svc Billed	JE	31009226	4/30/2012	63.19
40221000	Com WW Svc Billed	JE	31009226	4/30/2012	4.77
40310250	OthRev-Rent I/C	JE	12120401	4/30/2012	(28,846.66)
40310300	OthRev-CFO	JE	50	4/30/2012	(72,599.70)
40310300	OthRev-CFO	JE	50	4/30/2012	(27,157.37)
40310300	OthRev-CFO	JE	50	4/30/2012	(205.46)
40310300	OthRev-CFO	JE	50	4/30/2012	(36,056.20)
50171600	Comp Exp-Options	JE	31008758	4/30/2012	1,729.00
50171800	Comp Exp-RSU's	JE	31008758	4/30/2012	5,585.00
50421000	401k Expense	JE	31003017	4/30/2012	6,177.00
50422000	DCP Expense	JE	31003020	4/30/2012	8,021.00
50450016	Other Welfare AG	JE	31002973	4/30/2012	(3,400.00)
50450016	Other Welfare AG	JE	31002973	4/30/2012	(4,200.00)
50450016	Other Welfare AG	JE	31002973	4/30/2012	3,400.00
50450016	Other Welfare AG	JE	31002973	4/30/2012	4,200.00
50450016	Other Welfare AG	JE	31008757	4/30/2012	(1,133.34)
50450016	Other Welfare AG	JE	31008757	4/30/2012	(1,050.00)
50452000	Emp Physical Exams	CC	31007080	4/30/2012	113.00
50457000	Training	CC	31006961	4/30/2012	50.00
50510000	PBOP Expense	JR	2001	4/30/2012	70,420.00
50510000	PBOP Expense	JR	2007	4/30/2012	492.94
50510000	PBOP Expense	JR	2007	4/30/2012	(492.94)
50510000	PBOP Expense	JE	102	4/30/2012	(359.60)
50550000	Group Insur Expense	JE	31002497	4/30/2012	1,248.81
50550000	Group Insur Expense	JE	31002497	4/30/2012	(1,248.81)
50550000	Group Insur Expense	JE	31003007	4/30/2012	(1,626.90)
50550000	Group Insur Expense	JE	31003007	4/30/2012	(1,532.00)
50610000	Pension Expense	JR	2002	4/30/2012	101,561.08
50610000	Pension Expense	JR	2007	4/30/2012	710.93
50610000	Pension Expense	JR	2007	4/30/2012	(710.93)
51010000	Purchased Water	CC	31005126	4/30/2012	1,144.61
51010000	Purchased Water	JE	205	4/30/2012	24,324.03
51010000	Purchased Water	JE	205	4/30/2012	3,478.00
51010000	Purchased Water	JE	205	4/30/2012	8,415.00
51010000	Purchased Water	JE	205	4/30/2012	748.00
51015000	Purchased Water I/C	JE	305	4/30/2012	1,311.53
51015000	Purchased Water I/C	JE	305	4/30/2012	1,331.98
51015000	Purchased Water I/C	JE	12120402	4/30/2012	4,188.71
51110000	Waste Disposal	JR	200	4/30/2012	5,333.33
51110000	Waste Disposal	JR	201	4/30/2012	3,000.00
51110000	Waste Disposal	ID	728367	4/30/2012	62.53
51110000	Waste Disposal	ID	728421	4/30/2012	2,300.67
51110000	Waste Disposal	ID	728516	4/30/2012	987.55
51110000	Waste Disposal	ID	728516	4/30/2012	1,170.68
51110000	Waste Disposal	JE	155	4/30/2012	2,890.34
51110000	Waste Disposal	JE	156	4/30/2012	202.90
51120000	Amort Waste Disposal	JR	1100	4/30/2012	8,333.33
51510012	Purchased Power P	JE	155	4/30/2012	738.54
51510012	Purchased Power P	JE	155	4/30/2012	163.86
51510012	Purchased Power P	JE	155	4/30/2012	35,589.17
51510012	Purchased Power P	JE	155	4/30/2012	13,471.82
51510012	Purchased Power P	JE	155	4/30/2012	77.67
51510012	Purchased Power P	JE	157	4/30/2012	(4,459.27)
51510012	Purchased Power P	JE	157	4/30/2012	220.81
51510012	Purchased Power P	JE	156	4/30/2012	2,498.36
51510012	Purchased Power P	JE	156	4/30/2012	945.72
51510012	Purchased Power P	JE	156	4/30/2012	11.50
51510012	Purchased Power P	JE	156	4/30/2012	82.69
51510012	Purchased Power P	JE	156	4/30/2012	5.45
51510013	Purchased Power WT	JE	155	4/30/2012	126,667.10
51510013	Purchased Power WT	JE	155	4/30/2012	26,946.02
51510013	Purchased Power WT	JE	155	4/30/2012	2,423.98
51510013	Purchased Power WT	JE	155	4/30/2012	10,511.11
51510013	Purchased Power WT	JE	155	4/30/2012	48,007.50
51510013	Purchased Power WT	JE	155	4/30/2012	52.10
51510013	Purchased Power WT	JE	157	4/30/2012	(36.45)
51510013	Purchased Power WT	JE	157	4/30/2012	65,122.13
51510013	Purchased Power WT	JE	156	4/30/2012	8,892.03
51510013	Purchased Power WT	JE	156	4/30/2012	1,891.61

Kentucky American Water Company  
Case No. 2012-00520  
Response to PSC DR1, Item 31

Account	Description	Doc Type	Document Number	Posting Date	Amount
51510013	Purchased Power WT	JE	156	4/30/2012	3,370.13
51510013	Purchased Power WT	JE	156	4/30/2012	737.88
51510013	Purchased Power WT	JE	156	4/30/2012	170.16
51510013	Purchased Power WT	JE	156	4/30/2012	3.66
51510014	Purchased Power TD	JE	155	4/30/2012	462.34
51510014	Purchased Power TD	JE	155	4/30/2012	41.40
51510014	Purchased Power TD	JE	156	4/30/2012	2.91
51510014	Purchased Power TD	JE	156	4/30/2012	32.46
51800000	Chemicals	ID	728330	4/30/2012	70.35
51800000	Chemicals	ID	728330	4/30/2012	106.96
51800000	Chemicals	ID	728351	4/30/2012	280.64
51800000	Chemicals	ID	728354	4/30/2012	308.28
51800000	Chemicals	ID	728356	4/30/2012	1,016.40
51800000	Chemicals	ID	728358	4/30/2012	2,753.80
51800000	Chemicals	ID	728359	4/30/2012	1,413.60
51800000	Chemicals	ID	728362	4/30/2012	7,744.00
51800000	Chemicals	ID	728364	4/30/2012	2,268.00
51800000	Chemicals	ID	728365	4/30/2012	92.19
51800000	Chemicals	ID	728369	4/30/2012	281.25
51800000	Chemicals	ID	728371	4/30/2012	3,153.22
51800000	Chemicals	ID	728516	4/30/2012	3,069.27
51800000	Chemicals	ID	728516	4/30/2012	1,203.38
51800000	Chemicals	ID	728516	4/30/2012	4,360.18
51800000	Chemicals	ID	728516	4/30/2012	3,091.99
51800000	Chemicals	ID	728516	4/30/2012	22,296.60
51800000	Chemicals	ID	728516	4/30/2012	2,923.37
51800000	Chemicals	ID	728516	4/30/2012	3,577.72
51800000	Chemicals	ID	728516	4/30/2012	106.80
52001300	M&S Oper WT	CC	31004237	4/30/2012	298.89
52001300	M&S Oper WT	CC	31004250	4/30/2012	8.54
52001300	M&S Oper WT	CC	31004369	4/30/2012	108.06
52001300	M&S Oper WT	CC	31004517	4/30/2012	278.43
52001300	M&S Oper WT	CC	31004888	4/30/2012	1,610.14
52001300	M&S Oper WT	CC	31004889	4/30/2012	212.60
52001300	M&S Oper WT	CC	31005236	4/30/2012	8.54
52001300	M&S Oper WT	CC	31006232	4/30/2012	8.54
52001300	M&S Oper WT	CC	31006240	4/30/2012	22.26
52001300	M&S Oper WT	CC	31007008	4/30/2012	98.80
52001300	M&S Oper WT	CC	31007202	4/30/2012	67.73
52001300	M&S Oper WT	CC	31008365	4/30/2012	8.54
52001400	M&S Oper TD	CC	8040	4/30/2012	40.00
52001400	M&S Oper TD	CC	8040	4/30/2012	286.27
52001400	M&S Oper TD	CC	8040	4/30/2012	82.68
52001400	M&S Oper TD	CC	8040	4/30/2012	27.53
52001400	M&S Oper TD	CC	8040	4/30/2012	42.08
52001400	M&S Oper TD	CC	31003676	4/30/2012	1,131.44
52001400	M&S Oper TD	CC	31003797	4/30/2012	100.00
52001400	M&S Oper TD	CC	31003982	4/30/2012	38.14
52001400	M&S Oper TD	CC	31004091	4/30/2012	31.77
52001400	M&S Oper TD	CC	31004390	4/30/2012	602.11
52001400	M&S Oper TD	CC	31004950	4/30/2012	19.93
52001400	M&S Oper TD	CC	31005125	4/30/2012	59.36
52001400	M&S Oper TD	CC	31005414	4/30/2012	9.50
52001400	M&S Oper TD	CC	31005856	4/30/2012	721.00
52001400	M&S Oper TD	CC	31005919	4/30/2012	6.42
52001400	M&S Oper TD	CC	31006243	4/30/2012	267.26
52001400	M&S Oper TD	CC	31006603	4/30/2012	33.92
52001400	M&S Oper TD	CC	31007040	4/30/2012	67.90
52001400	M&S Oper TD	CC	31007368	4/30/2012	14.46
52001400	M&S Oper TD	JE	50000	4/30/2012	(54.63)
52001400	M&S Oper TD	JE	50000	4/30/2012	10.00
52001400	M&S Oper TD	CC	31008309	4/30/2012	194.27
52001400	M&S Oper TD	CC	31008310	4/30/2012	1,476.41
52001600	M&S Oper AG	CC	31005962	4/30/2012	8.00
52001600	M&S Oper AG	CC	31006449	4/30/2012	242.43
52001600	M&S Oper AG	CC	31006464	4/30/2012	5.00
52001600	M&S Oper AG	JE	50000	4/30/2012	487.19
52001600	M&S Oper AG	JE	600	4/30/2012	5,072.10
52501200	Misc Oper P	JE	50000	4/30/2012	500.46
52501300	Misc Oper WT	CC	8040	4/30/2012	632.84
52501300	Misc Oper WT	CC	8040	4/30/2012	76.09
52501300	Misc Oper WT	CC	31004890	4/30/2012	207.27
52501300	Misc Oper WT	CC	31004919	4/30/2012	76.11
52501300	Misc Oper WT	CC	31005490	4/30/2012	20.82
52501300	Misc Oper WT	CC	31005674	4/30/2012	50.91
52501300	Misc Oper WT	CC	31005920	4/30/2012	46.68
52501300	Misc Oper WT	CC	31005920	4/30/2012	62.95

Kentucky American Water Company  
Case No. 2012-00520  
Response to PSC DR1, Item 31

Account	Description	Doc Type	Document Number	Posting Date	Amount
52501300	Misc Oper WT	CC	31005998	4/30/2012	17.98
52501300	Misc Oper WT	CC	31006241	4/30/2012	178.66
52501300	Misc Oper WT	CC	31006414	4/30/2012	54.25
52501300	Misc Oper WT	CC	31006417	4/30/2012	512.38
52501300	Misc Oper WT	JE	50000	4/30/2012	(379.60)
52501400	Misc Oper TD	CC	8040	4/30/2012	111.30
52501400	Misc Oper TD	CC	8040	4/30/2012	89.67
52501400	Misc Oper TD	CC	31004251	4/30/2012	3.82
52501400	Misc Oper TD	CC	31005920	4/30/2012	62.94
52501400	Misc Oper TD	CC	31006227	4/30/2012	108.16
52501400	Misc Oper TD	CC	31007399	4/30/2012	70.89
52501400	Misc Oper TD	JE	148	4/30/2012	89.32
52501600	Misc Oper AG	CC	31003566	4/30/2012	487.58
52501600	Misc Oper AG	CC	31004785	4/30/2012	2,570.25
52501600	Misc Oper AG	CC	31006071	4/30/2012	205.28
52501600	Misc Oper AG	CC	31006072	4/30/2012	204.58
52501600	Misc Oper AG	CC	31006439	4/30/2012	217.54
52501600	Misc Oper AG	CC	31006607	4/30/2012	100.00
52501600	Misc Oper AG	CC	31006910	4/30/2012	14.31
52501600	Misc Oper AG	JE	50000	4/30/2012	111.30
52501600	Misc Oper AG	JE	50000	4/30/2012	393.34
52501600	Misc Oper AG	JE	160	4/30/2012	18,314.56
52501600	Misc Oper AG	JE	332	4/30/2012	151.26
52501600	Misc Oper AG	JE	333	4/30/2012	117.92
52501600	Misc Oper AG	JE	335	4/30/2012	141.66
52510015	Bank Svc Charges-CA	JE	140	4/30/2012	15,054.98
52510015	Bank Svc Charges-CA	JE	141	4/30/2012	17,162.52
52510016	Bank Svc Charges-AG	JE	105	4/30/2012	0.11
52510016	Bank Svc Charges-AG	JE	105	4/30/2012	0.05
52514906	Cust Edu-Bill Insert	JE	160	4/30/2012	3,666.56
52520000	Collection Agencies	JE	316	4/30/2012	6,342.70
52520000	Collection Agencies	JE	334	4/30/2012	2,111.40
52520000	Collection Agencies	JE	334	4/30/2012	366.88
52524000	Co Dues/Mmbrshp Ded	JR	1209	4/30/2012	427.08
52524000	Co Dues/Mmbrshp Ded	JR	1212	4/30/2012	3,800.50
52524000	Co Dues/Mmbrshp Ded	JR	200	4/30/2012	224.61
52524000	Co Dues/Mmbrshp Ded	JR	213	4/30/2012	532.11
52526100	Credit Line Fees I/C	JE	129	4/30/2012	3,114.41
52526100	Credit Line Fees I/C	JE	125	4/30/2012	8,825.75
52526100	Credit Line Fees I/C	JE	12120403	4/30/2012	(8,825.75)
52526100	Credit Line Fees I/C	JE	12120404	4/30/2012	4,903.19
52532013	Electricity WT	JE	155	4/30/2012	128.00
52532013	Electricity WT	JE	155	4/30/2012	59.90
52532013	Electricity WT	JE	155	4/30/2012	63.58
52532013	Electricity WT	JE	156	4/30/2012	8.99
52532013	Electricity WT	JE	156	4/30/2012	4.20
52532013	Electricity WT	JE	156	4/30/2012	4.46
52532014	Electricity TD	JE	155	4/30/2012	4,105.72
52532014	Electricity TD	JE	155	4/30/2012	610.65
52532014	Electricity TD	JE	155	4/30/2012	142.53
52532014	Electricity TD	JE	155	4/30/2012	603.45
52532014	Electricity TD	JE	156	4/30/2012	288.22
52532014	Electricity TD	JE	156	4/30/2012	42.87
52532014	Electricity TD	JE	156	4/30/2012	10.01
52532014	Electricity TD	JE	156	4/30/2012	42.36
52532016	Electricity AG	JE	155	4/30/2012	6,148.58
52532016	Electricity AG	JE	155	4/30/2012	163.05
52532016	Electricity AG	JE	156	4/30/2012	431.63
52532016	Electricity AG	JE	156	4/30/2012	11.45
52534000	Employee Expenses	PS	43082699	4/30/2012	100.00
52534000	Employee Expenses	CC	8050	4/30/2012	129.30
52534000	Employee Expenses	CC	31003675	4/30/2012	5.00
52534000	Employee Expenses	CC	31003680	4/30/2012	5.00
52534000	Employee Expenses	CC	31003681	4/30/2012	146.80
52534000	Employee Expenses	CC	31003812	4/30/2012	4.00
52534000	Employee Expenses	CC	31004032	4/30/2012	170.00
52534000	Employee Expenses	CC	31004261	4/30/2012	105.00
52534000	Employee Expenses	CC	31004401	4/30/2012	145.19
52534000	Employee Expenses	CC	31004518	4/30/2012	510.00
52534000	Employee Expenses	CC	31004563	4/30/2012	50.00
52534000	Employee Expenses	CC	31004573	4/30/2012	100.00
52534000	Employee Expenses	CC	31004574	4/30/2012	100.00
52534000	Employee Expenses	CC	31004575	4/30/2012	100.00
52534000	Employee Expenses	CC	31004576	4/30/2012	50.00
52534000	Employee Expenses	CC	31004577	4/30/2012	50.00
52534000	Employee Expenses	CC	31004578	4/30/2012	50.00
52534000	Employee Expenses	CC	31006073	4/30/2012	50.00

Kentucky American Water Company  
Case No. 2012-00520  
Response to PSC DR1, Item 31

Account	Description	Doc Type	Document Number	Posting Date	Amount
52534000	Employee Expenses	CC	31006440	4/30/2012	234.46
52534000	Employee Expenses	CC	31006462	4/30/2012	234.46
52534000	Employee Expenses	CC	31006960	4/30/2012	7.00
52534000	Employee Expenses	CC	31007149	4/30/2012	8.75
52534000	Employee Expenses	CC	31007175	4/30/2012	7.00
52534000	Employee Expenses	CC	31007176	4/30/2012	7.00
52534000	Employee Expenses	CC	31007360	4/30/2012	100.00
52534000	Employee Expenses	JE	50000	4/30/2012	13.00
52534000	Employee Expenses	JE	50000	4/30/2012	32.64
52534000	Employee Expenses	CC	31007997	4/30/2012	234.46
52534000	Employee Expenses	CC	31008231	4/30/2012	50.00
52534000	Employee Expenses	CC	31008338	4/30/2012	7.00
52534000	Employee Expenses	CC	31008483	4/30/2012	5.00
52534000	Employee Expenses	CC	31008485	4/30/2012	474.82
52534000	Employee Expenses	JE	31009007	4/30/2012	16,813.85
52534200	Conferences & Reg	JR	215	4/30/2012	216.40
52534200	Conferences & Reg	CC	31003809	4/30/2012	4.00
52535000	Meals Deductible	CC	8040	4/30/2012	15.92
52535000	Meals Deductible	CC	8040	4/30/2012	7.95
52535000	Meals Deductible	CC	8040	4/30/2012	45.07
52535000	Meals Deductible	CC	8050	4/30/2012	7.05
52535000	Meals Deductible	CC	8050	4/30/2012	3.58
52535000	Meals Deductible	CC	8050	4/30/2012	15.76
52535000	Meals Deductible	CC	8050	4/30/2012	111.95
52535000	Meals Deductible	CC	31003657	4/30/2012	15.92
52535000	Meals Deductible	CC	31003668	4/30/2012	47.75
52535000	Meals Deductible	CC	31003688	4/30/2012	54.36
52535000	Meals Deductible	CC	31003813	4/30/2012	17.65
52535000	Meals Deductible	CC	31004092	4/30/2012	42.88
52535000	Meals Deductible	CC	31004257	4/30/2012	38.69
52535000	Meals Deductible	CC	31004375	4/30/2012	11.97
52535000	Meals Deductible	CC	31004391	4/30/2012	14.83
52535000	Meals Deductible	CC	31004400	4/30/2012	16.61
52535000	Meals Deductible	CC	31004561	4/30/2012	81.00
52535000	Meals Deductible	CC	31004562	4/30/2012	66.00
52535000	Meals Deductible	CC	31004671	4/30/2012	16.41
52535000	Meals Deductible	CC	31004689	4/30/2012	39.54
52535000	Meals Deductible	CC	31004808	4/30/2012	9.00
52535000	Meals Deductible	CC	31004834	4/30/2012	14.16
52535000	Meals Deductible	CC	31005114	4/30/2012	8.55
52535000	Meals Deductible	CC	31005235	4/30/2012	9.09
52535000	Meals Deductible	CC	31005257	4/30/2012	3.60
52535000	Meals Deductible	CC	31005456	4/30/2012	27.35
52535000	Meals Deductible	CC	31005491	4/30/2012	9.75
52535000	Meals Deductible	CC	31005516	4/30/2012	13.50
52535000	Meals Deductible	CC	31005517	4/30/2012	54.77
52535000	Meals Deductible	CC	31005675	4/30/2012	10.00
52535000	Meals Deductible	CC	31005676	4/30/2012	10.00
52535000	Meals Deductible	CC	31005677	4/30/2012	9.06
52535000	Meals Deductible	CC	31005855	4/30/2012	8.67
52535000	Meals Deductible	CC	31005916	4/30/2012	10.00
52535000	Meals Deductible	CC	31005969	4/30/2012	27.06
52535000	Meals Deductible	CC	31006038	4/30/2012	42.53
52535000	Meals Deductible	CC	31006126	4/30/2012	211.41
52535000	Meals Deductible	CC	31006438	4/30/2012	39.10
52535000	Meals Deductible	CC	31006955	4/30/2012	6.43
52535000	Meals Deductible	CC	31007150	4/30/2012	9.52
52535000	Meals Deductible	CC	31007251	4/30/2012	43.66
52535000	Meals Deductible	JE	50000	4/30/2012	7.90
52535000	Meals Deductible	JE	50000	4/30/2012	42.25
52535000	Meals Deductible	JE	50000	4/30/2012	7.19
52535000	Meals Deductible	CC	31008364	4/30/2012	19.10
52535000	Meals Deductible	CC	31008419	4/30/2012	17.84
52535000	Meals Deductible	CC	31008612	4/30/2012	6.01
52535000	Meals Deductible	JE	31009007	4/30/2012	16,813.85
52542015	Forms CA	JE	300	4/30/2012	16,792.42
52546014	Grounds Keeping TD	CC	31004951	4/30/2012	3.15
52548014	Heating Oil/Gas TD	JE	155	4/30/2012	61.60
52548014	Heating Oil/Gas TD	JE	155	4/30/2012	1,447.08
52548014	Heating Oil/Gas TD	JE	156	4/30/2012	101.59
52548014	Heating Oil/Gas TD	JE	156	4/30/2012	4.32
52548016	Heating Oil/Gas AG	JE	155	4/30/2012	1,475.10
52548016	Heating Oil/Gas AG	JE	156	4/30/2012	103.55
52554500	Lab Supplies	CC	31003807	4/30/2012	270.61
52554500	Lab Supplies	CC	31003808	4/30/2012	166.09
52554500	Lab Supplies	CC	31004519	4/30/2012	48.43
52554500	Lab Supplies	CC	31004520	4/30/2012	104.65

Kentucky American Water Company  
Case No. 2012-00520  
Response to PSC DR1, Item 31

Account	Description	Doc Type	Document Number	Posting Date	Amount
52554500	Lab Supplies	CC	31006037	4/30/2012	170.40
52554500	Lab Supplies	CC	31006242	4/30/2012	507.18
52554500	Lab Supplies	CC	31006434	4/30/2012	144.99
52554500	Lab Supplies	CC	31006435	4/30/2012	203.46
52554500	Lab Supplies	CC	31006437	4/30/2012	321.43
52554500	Lab Supplies	CC	31006604	4/30/2012	272.39
52554500	Lab Supplies	CC	31006605	4/30/2012	682.11
52554500	Lab Supplies	CC	31006606	4/30/2012	298.99
52554500	Lab Supplies	CC	31006667	4/30/2012	69.55
52554500	Lab Supplies	CC	31007355	4/30/2012	37.39
52554500	Lab Supplies	CC	31007355	4/30/2012	37.40
52554500	Lab Supplies	CC	31007356	4/30/2012	97.29
52554500	Lab Supplies	JE	50000	4/30/2012	2,599.15
52554500	Lab Supplies	CC	31008447	4/30/2012	326.76
52562013	Off&Adm Supplies WT	CC	31004830	4/30/2012	80.39
52562013	Off&Adm Supplies WT	CC	31005272	4/30/2012	408.41
52562013	Off&Adm Supplies WT	CC	31005273	4/30/2012	8.25
52562013	Off&Adm Supplies WT	CC	31005850	4/30/2012	39.20
52562013	Off&Adm Supplies WT	JE	50000	4/30/2012	57.61
52562013	Off&Adm Supplies WT	CC	31008155	4/30/2012	32.98
52562013	Off&Adm Supplies WT	CC	31008158	4/30/2012	93.20
52562013	Off&Adm Supplies WT	CC	31008159	4/30/2012	25.18
52562013	Off&Adm Supplies WT	CC	31008234	4/30/2012	79.21
52562014	Off&Adm Supplies TD	CC	8040	4/30/2012	133.76
52562014	Off&Adm Supplies TD	CC	8040	4/30/2012	208.59
52562014	Off&Adm Supplies TD	CC	31003937	4/30/2012	160.78
52562014	Off&Adm Supplies TD	CC	31005519	4/30/2012	6.35
52562015	Off&Adm Supplies CA	JE	50000	4/30/2012	66.46
52562016	Off&Adm Supplies AG	CC	8040	4/30/2012	405.16
52562016	Off&Adm Supplies AG	JE	50000	4/30/2012	9.90
52562516	Overnight Shippng AG	CC	8040	4/30/2012	22.12
52562516	Overnight Shippng AG	CC	8040	4/30/2012	31.54
52566015	Postage CA	JE	125	4/30/2012	105,207.74
52566015	Postage CA	JE	12120403	4/30/2012	(105,207.74)
52566015	Postage CA	JE	12120404	4/30/2012	51,158.92
52568000	Research & Develop	JR	211	4/30/2012	1,517.61
52568000	Research & Develop	JR	216	4/30/2012	73.70
52571100	Add'l Security Costs	JE	160	4/30/2012	2,668.64
52571100	Add'l Security Costs	JE	160	4/30/2012	2,506.28
52571100	Add'l Security Costs	JE	600	4/30/2012	10,674.56
52571100	Add'l Security Costs	JE	600	4/30/2012	2,860.80
52571500	Software Licenses	JR	208	4/30/2012	1,378.38
52571500	Software Licenses	JR	210	4/30/2012	472.67
52571500	Software Licenses	JR	212	4/30/2012	286.35
52571500	Software Licenses	JR	217	4/30/2012	38.33
52571500	Software Licenses	JR	218	4/30/2012	2.38
52571500	Software Licenses	JR	219	4/30/2012	23.50
52571500	Software Licenses	JR	222	4/30/2012	85.29
52571500	Software Licenses	JR	224	4/30/2012	240.11
52574015	Telephone CA	JE	148	4/30/2012	1,865.09
52574016	Telephone AG	JE	148	4/30/2012	25.84
52574016	Telephone AG	JE	148	4/30/2012	114.48
52574016	Telephone AG	JE	148	4/30/2012	8.70
52574016	Telephone AG	JE	148	4/30/2012	45.03
52574016	Telephone AG	JE	148	4/30/2012	1,274.28
52574016	Telephone AG	JE	148	4/30/2012	1,167.75
52574016	Telephone AG	JE	148	4/30/2012	6.77
52574016	Telephone AG	JE	148	4/30/2012	59.65
52574113	Cell Phone WT	JE	148	4/30/2012	48.59
52574114	Cell Phone TD	JE	148	4/30/2012	4.57
52574114	Cell Phone TD	JE	148	4/30/2012	216.20
52574116	Cell Phone AG	CC	31006031	4/30/2012	71.52
52574116	Cell Phone AG	JE	148	4/30/2012	208.49
52574116	Cell Phone AG	JE	148	4/30/2012	415.64
52574116	Cell Phone AG	JE	148	4/30/2012	46.51
52574116	Cell Phone AG	JE	148	4/30/2012	39.08
52574116	Cell Phone AG	JE	148	4/30/2012	121.57
52574116	Cell Phone AG	JE	148	4/30/2012	799.91
52574116	Cell Phone AG	JE	148	4/30/2012	1,773.93
52574116	Cell Phone AG	JE	148	4/30/2012	297.59
52574116	Cell Phone AG	JE	148	4/30/2012	28.39
52574116	Cell Phone AG	JE	148	4/30/2012	45.77
52574116	Cell Phone AG	JE	148	4/30/2012	57.27
52574116	Cell Phone AG	JE	148	4/30/2012	113.60
52574116	Cell Phone AG	JE	148	4/30/2012	236.91
52578013	Trash Removal WT	CC	31006415	4/30/2012	107.23
52578014	Trash Removal TD	JE	160	4/30/2012	1,523.22





Kentucky American Water Company  
Case No. 2012-00520  
Response to PSC DR1, Item 31

Account	Description	Doc Type	Document Number	Posting Date	Amount
53409999	AWWSC Conversion	JB	31009013	4/30/2012	10,070.12
53409999	AWWSC Conversion	JB	31009013	4/30/2012	82,246.15
55000016	Trans Oper AG	CC	8040	4/30/2012	14.99
55000016	Trans Oper AG	CC	8040	4/30/2012	14.99
55000016	Trans Oper AG	CC	8040	4/30/2012	17.29
55000016	Trans Oper AG	CC	8040	4/30/2012	10.00
55000016	Trans Oper AG	CC	8040	4/30/2012	14.99
55000016	Trans Oper AG	CC	31004024	4/30/2012	10.00
55000016	Trans Oper AG	CC	31005124	4/30/2012	8.46
55000016	Trans Oper AG	CC	31005290	4/30/2012	14.99
55000016	Trans Oper AG	CC	31005957	4/30/2012	5.00
55010200	Trans Lease Fuel	JE	240	4/30/2012	38.49
55010200	Trans Lease Fuel	JE	240	4/30/2012	2,151.34
55010200	Trans Lease Fuel	JE	240	4/30/2012	580.90
55010200	Trans Lease Fuel	JE	240	4/30/2012	19,018.91
55010200	Trans Lease Fuel	JE	240	4/30/2012	1,086.10
55010200	Trans Lease Fuel	JE	240	4/30/2012	535.04
55010200	Trans Lease Fuel	JE	240	4/30/2012	394.02
55010200	Trans Lease Fuel	JE	240	4/30/2012	901.95
55010200	Trans Lease Fuel	JE	240	4/30/2012	928.84
55010200	Trans Lease Fuel	JE	240	4/30/2012	136.10
55010200	Trans Lease Fuel	JE	240	4/30/2012	2,606.12
55010200	Trans Lease Fuel	JE	240	4/30/2012	162.65
55010200	Trans Lease Fuel	JE	242	4/30/2012	294.91
55010200	Trans Lease Fuel	JE	242	4/30/2012	3,878.78
55010200	Trans Lease Fuel	JE	242	4/30/2012	228.10
55010200	Trans Lease Fuel	JE	242	4/30/2012	170.30
55010200	Trans Lease Fuel	JE	242	4/30/2012	58.10
55010200	Trans Lease Fuel	JE	242	4/30/2012	61.20
55010200	Trans Lease Fuel	JE	242	4/30/2012	311.94
55010200	Trans Lease Fuel	JE	242	4/30/2012	681.98
55010200	Trans Lease Fuel	JE	242	4/30/2012	117.75
55010300	Trans Lease Maint	JE	240	4/30/2012	3.00
55010300	Trans Lease Maint	JE	240	4/30/2012	5.00
55010300	Trans Lease Maint	JE	240	4/30/2012	1,254.48
55010300	Trans Lease Maint	JE	240	4/30/2012	242.33
55010300	Trans Lease Maint	JE	240	4/30/2012	10,399.38
55010300	Trans Lease Maint	JE	240	4/30/2012	164.51
55010300	Trans Lease Maint	JE	240	4/30/2012	87.92
55010300	Trans Lease Maint	JE	240	4/30/2012	18.59
55010300	Trans Lease Maint	JE	240	4/30/2012	66.18
55010300	Trans Lease Maint	JE	240	4/30/2012	204.43
55010300	Trans Lease Maint	JE	240	4/30/2012	55.92
55010300	Trans Lease Maint	JE	240	4/30/2012	270.01
55010300	Trans Lease Maint	JE	240	4/30/2012	5.00
55010300	Trans Lease Maint	JE	245	4/30/2012	360.25
55010300	Trans Lease Maint	JE	241	4/30/2012	329.00
55010300	Trans Lease Maint	JE	241	4/30/2012	184.00
55110000	Ins Vehicle	JR	115	4/30/2012	2,949.17
55710000	Ins General Liabilty	JR	101	4/30/2012	187.83
55710000	Ins General Liabilty	JR	102	4/30/2012	187.32
55710000	Ins General Liabilty	JR	107	4/30/2012	151.44
55710000	Ins General Liabilty	JR	109	4/30/2012	523.73
55710000	Ins General Liabilty	JR	111	4/30/2012	17,685.20
55710000	Ins General Liabilty	JR	113	4/30/2012	4,510.47
55710000	Ins General Liabilty	JR	114	4/30/2012	824.99
55710000	Ins General Liabilty	JR	119	4/30/2012	782.78
55710000	Ins General Liabilty	JR	125	4/30/2012	412.95
55710000	Ins General Liabilty	JR	128	4/30/2012	66.42
55720000	Ins Work Comp	JR	112	4/30/2012	13,570.32
55720000	Ins Work Comp	JR	2007	4/30/2012	94.99
55720000	Ins Work Comp	JR	2007	4/30/2012	(94.99)
55730000	Ins Other	JR	100	4/30/2012	8.82
55730000	Ins Other	JR	103	4/30/2012	58.42
55730000	Ins Other	JR	104	4/30/2012	51.33
55730000	Ins Other	JR	110	4/30/2012	538.90
55730000	Ins Other	JR	116	4/30/2012	9,561.52
56610000	Reg Exp-Amort	JR	700	4/30/2012	16,565.87
56620000	Reg Exp-Depr Stdy	JR	800	4/30/2012	561.46
56620000	Reg Exp-Depr Stdy	JR	900	4/30/2012	617.21
57010015	Uncoll Accts Exp CA	JE	31007460	4/30/2012	(280.47)
57010015	Uncoll Accts Exp CA	JE	100	4/30/2012	(72,927.07)
57010016	Uncoll Accts Exp AG	JE	260	4/30/2012	1,183.13
59021000	Gains/LossesUP Sales	JE	12120406	4/30/2012	(18,600.00)
62002100	M&S Maint SS	CC	31004115	4/30/2012	1,950.00
62002100	M&S Maint SS	CC	31004982	4/30/2012	199.15
62002100	M&S Maint SS	CC	31005704	4/30/2012	159.40

Kentucky American Water Company  
Case No. 2012-00520  
Response to PSC DR1, Item 31

Account	Description	Doc Type	Document Number	Posting Date	Amount
62002100	M&S Maint SS	CC	31006628	4/30/2012	450.50
62002100	M&S Maint SS	JE	600	4/30/2012	1,500.00
62002300	M&S Maint WT	CC	31004089	4/30/2012	14.81
62002300	M&S Maint WT	CC	31004116	4/30/2012	36.79
62002300	M&S Maint WT	CC	31004117	4/30/2012	233.61
62002300	M&S Maint WT	CC	31004252	4/30/2012	23.91
62002300	M&S Maint WT	CC	31004351	4/30/2012	200.93
62002300	M&S Maint WT	CC	31004807	4/30/2012	169.52
62002300	M&S Maint WT	CC	31004809	4/30/2012	50.23
62002300	M&S Maint WT	CC	31004809	4/30/2012	50.24
62002300	M&S Maint WT	CC	31004810	4/30/2012	157.20
62002300	M&S Maint WT	CC	31004831	4/30/2012	206.17
62002300	M&S Maint WT	CC	31004833	4/30/2012	82.10
62002300	M&S Maint WT	CC	31004952	4/30/2012	43.45
62002300	M&S Maint WT	CC	31004980	4/30/2012	395.00
62002300	M&S Maint WT	CC	31004981	4/30/2012	113.47
62002300	M&S Maint WT	CC	31005140	4/30/2012	164.30
62002300	M&S Maint WT	CC	31005141	4/30/2012	70.79
62002300	M&S Maint WT	CC	31005256	4/30/2012	282.60
62002300	M&S Maint WT	CC	31005289	4/30/2012	140.19
62002300	M&S Maint WT	CC	31005415	4/30/2012	65.70
62002300	M&S Maint WT	CC	31005416	4/30/2012	307.47
62002300	M&S Maint WT	CC	31005515	4/30/2012	58.56
62002300	M&S Maint WT	CC	31005870	4/30/2012	47.29
62002300	M&S Maint WT	CC	31005871	4/30/2012	364.12
62002300	M&S Maint WT	CC	31006032	4/30/2012	569.12
62002300	M&S Maint WT	CC	31006244	4/30/2012	51.38
62002300	M&S Maint WT	CC	31006620	4/30/2012	150.63
62002300	M&S Maint WT	CC	31006621	4/30/2012	609.94
62002300	M&S Maint WT	JE	160	4/30/2012	2,100.19
62002300	M&S Maint WT	JE	600	4/30/2012	3,000.00
62002300	M&S Maint WT	JE	600	4/30/2012	1,680.00
62002300	M&S Maint WT	JE	600	4/30/2012	2,000.00
62002300	M&S Maint WT	JE	600	4/30/2012	1,700.00
62002300	M&S Maint WT	JE	600	4/30/2012	1,000.00
62002400	M&S Maint TD	II	728078	4/30/2012	(16.19)
62002400	M&S Maint TD	II	728078	4/30/2012	(26.03)
62002400	M&S Maint TD	II	728078	4/30/2012	(1,015.31)
62002400	M&S Maint TD	II	728078	4/30/2012	(71.95)
62002400	M&S Maint TD	II	728078	4/30/2012	(69.13)
62002400	M&S Maint TD	II	728078	4/30/2012	(10.87)
62002400	M&S Maint TD	II	728078	4/30/2012	(22.72)
62002400	M&S Maint TD	II	728078	4/30/2012	(15.07)
62002400	M&S Maint TD	II	728078	4/30/2012	(30.51)
62002400	M&S Maint TD	II	728078	4/30/2012	(190.72)
62002400	M&S Maint TD	II	728078	4/30/2012	40.49
62002400	M&S Maint TD	II	728078	4/30/2012	78.10
62002400	M&S Maint TD	II	728078	4/30/2012	203.06
62002400	M&S Maint TD	II	728078	4/30/2012	71.95
62002400	M&S Maint TD	II	728078	4/30/2012	103.69
62002400	M&S Maint TD	II	728078	4/30/2012	10.87
62002400	M&S Maint TD	II	728078	4/30/2012	22.72
62002400	M&S Maint TD	II	728078	4/30/2012	30.14
62002400	M&S Maint TD	II	728078	4/30/2012	76.28
62002400	M&S Maint TD	II	728078	4/30/2012	150.90
62002400	M&S Maint TD	CC	31004256	4/30/2012	53.71
62002400	M&S Maint TD	CC	31008347	4/30/2012	143.99
62002600	M&S Maint AG	JR	201	4/30/2012	1,808.76
62502600	Misc Maint AG	JR	204	4/30/2012	341.52
62502600	Misc Maint AG	JR	209	4/30/2012	3,957.16
62502600	Misc Maint AG	JR	214	4/30/2012	725.05
62502600	Misc Maint AG	JR	220	4/30/2012	224.25
62502600	Misc Maint AG	JR	221	4/30/2012	561.20
62512300	Amort Def Maint WT	JR	600	4/30/2012	3,019.97
62512300	Amort Def Maint WT	JR	606	4/30/2012	1,244.41
62512300	Amort Def Maint WT	JR	607	4/30/2012	1,281.93
62512300	Amort Def Maint WT	JR	609	4/30/2012	1,469.26
62512300	Amort Def Maint WT	JR	611	4/30/2012	1,800.99
62512300	Amort Def Maint WT	JR	613	4/30/2012	382.23
62512300	Amort Def Maint WT	JR	613	4/30/2012	148.44
62512300	Amort Def Maint WT	JR	614	4/30/2012	2,238.71
62512300	Amort Def Maint WT	JR	614	4/30/2012	619.56
62512400	Amort Def Maint TD	JR	600	4/30/2012	5,260.36
62512400	Amort Def Maint TD	JR	608	4/30/2012	2,149.90
62512400	Amort Def Maint TD	JR	610	4/30/2012	416.66
62512400	Amort Def Maint TD	JR	612	4/30/2012	276.13
62512400	Amort Def Maint TD	JR	613	4/30/2012	809.76

Kentucky American Water Company  
Case No. 2012-00520  
Response to PSC DR1, Item 31

Account	Description	Doc Type	Document Number	Posting Date	Amount
62512400	Amort Def Maint TD	JR	613	4/30/2012	189.97
62512400	Amort Def Maint TD	JR	615	4/30/2012	7,172.91
62520700	Misc Main Pvg/Bckfil	JE	160	4/30/2012	5,309.40
62520700	Misc Main Pvg/Bckfil	JE	160	4/30/2012	4,897.80
62520700	Misc Main Pvg/Bckfil	JE	160	4/30/2012	2,142.60
62520700	Misc Main Pvg/Bckfil	JE	160	4/30/2012	6,799.70
62520700	Misc Main Pvg/Bckfil	JE	160	4/30/2012	1,007.00
62520700	Misc Main Pvg/Bckfil	JE	300	4/30/2012	8,776.28
62520700	Misc Main Pvg/Bckfil	JE	300	4/30/2012	2,887.72
68011000	Depr -UPIS General	JU	30948104	4/30/2012	(26,781.46)
68011000	Depr -UPIS General	DP	31002826	4/30/2012	7,358.78
68011000	Depr -UPIS General	DP	31002826	4/30/2012	877,288.60
68011000	Depr -UPIS General	DP	31002826	4/30/2012	14,181.21
68011000	Depr -UPIS General	DP	31002826	4/30/2012	3,424.82
68011000	Depr -UPIS General	DP	31002826	4/30/2012	12,371.76
68011000	Depr -UPIS General	DP	31002826	4/30/2012	139.89
68012000	Depr -Amort CIAC Tx	DP	31002826	4/30/2012	(22,900.99)
68012000	Depr -Amort CIAC Tx	DP	31002826	4/30/2012	(32.36)
68012500	Depr-Amort CIAC Nntx	DP	31002826	4/30/2012	30.80
68012500	Depr-Amort CIAC Nntx	DP	31002826	4/30/2012	(5,162.84)
68012500	Depr-Amort CIAC Nntx	DP	31002826	4/30/2012	(84,296.64)
68012500	Depr-Amort CIAC Nntx	DP	31002826	4/30/2012	(2,153.22)
68012500	Depr-Amort CIAC Nntx	DP	31002826	4/30/2012	(5,680.56)
68254000	Amort-RegAsset AFUDC	JU	30092822	4/30/2012	11,181.78
68255000	Amort-UPAA	JU	907	4/30/2012	697.33
68255000	Amort-UPAA	JU	30009706	4/30/2012	16.06
68257000	Amort-Prop Losses	JR	100	4/30/2012	4,756.67
68258000	Amort-Reg Asset	JU	30092823	4/30/2012	575.00
68311000	Rem Costs-ARO/NNS	DP	31002826	4/30/2012	162,770.81
68311000	Rem Costs-ARO/NNS	DP	31002826	4/30/2012	2,177.20
68311000	Rem Costs-ARO/NNS	DP	31002826	4/30/2012	2,613.21
68520000	Property Taxes	JH	6	4/30/2012	354,653.34
68532000	FUTA	JE	9911	4/30/2012	23.93
68533000	FICA	JE	31002983	4/30/2012	28,129.00
68535000	SUTA	JE	31002982	4/30/2012	(390.61)
68535000	SUTA	JE	9911	4/30/2012	0.05
68545000	Utility Reg Assessme	JH	4	4/30/2012	9,438.11
69011000	FIT-Current	JE	31009408	4/30/2012	619,518.61
69021000	SIT-Current	JE	31009408	4/30/2012	112,982.11
69031000	FIT-Oth Inc&Ded CY	JE	31009408	4/30/2012	(13,829.85)
69041000	SIT-Oth Inc&Ded CY	JE	31009408	4/30/2012	(2,522.16)
69063000	Def FIT-RegAsst/Liab	JT	30092822	4/30/2012	37,714.41
69063000	Def FIT-RegAsst/Liab	JT	30092822	4/30/2012	2,158.75
69063000	Def FIT-RegAsst/Liab	JT	30092822	4/30/2012	(1,698.65)
69063000	Def FIT-RegAsst/Liab	JT	30092822	4/30/2012	(11,029.58)
69063000	Def FIT-RegAsst/Liab	JT	30092822	4/30/2012	(365.33)
69063000	Def FIT-RegAsst/Liab	JT	30092822	4/30/2012	(300.91)
69063000	Def FIT-RegAsst/Liab	JT	30092822	4/30/2012	(2,750.67)
69065000	Def FIT-Other	JE	31009408	4/30/2012	(16,871.46)
69073000	Def SIT-RegAsst/Liab	JT	30092822	4/30/2012	6,878.01
69073000	Def SIT-RegAsst/Liab	JT	30092822	4/30/2012	137.75
69073000	Def SIT-RegAsst/Liab	JT	30092822	4/30/2012	(2,199.58)
69073000	Def SIT-RegAsst/Liab	JT	30092822	4/30/2012	(309.68)
69073000	Def SIT-RegAsst/Liab	JT	30092822	4/30/2012	(704.00)
69073000	Def SIT-RegAsst/Liab	JT	30092822	4/30/2012	(66.67)
69073000	Def SIT-RegAsst/Liab	JT	30092822	4/30/2012	(54.92)
69073000	Def SIT-RegAsst/Liab	JT	30092822	4/30/2012	(501.66)
69073000	Def SIT-RegAsst/Liab	JT	30092822	4/30/2012	(1,857.42)
69073500	Def SIT-Other	JE	31009408	4/30/2012	(3,076.86)
69522000	ITC Restored-3%	JT	30092822	4/30/2012	(637.67)
69523000	ITC Restored-4%	JT	30092822	4/30/2012	(525.42)
69524000	ITC Restored-10%	JT	30092822	4/30/2012	(5,903.33)
70510000	AFUDC-Equity	F6	31008789	4/30/2012	(45,752.71)
70510000	AFUDC-Equity	F6	31008789	4/30/2012	(1,343.51)
70510000	AFUDC-Equity	F6	31008789	4/30/2012	(58.45)
70510000	AFUDC-Equity	F6	31008789	4/30/2012	(11,730.54)
71521000	M&J Expenses	JE	300	4/30/2012	697.60
71521000	M&J Expenses	JE	300	4/30/2012	76.67
75510000	Amort UPAA	JU	908	4/30/2012	(35.38)
75840000	Lobbying Expenses	JR	1212	4/30/2012	469.72
81010000	Interest LTD	JR	1000	4/30/2012	(10,875.79)
81010000	Interest LTD	JE	103	4/30/2012	132,572.92
81010000	Interest LTD	JE	103	4/30/2012	201,646.67
81010000	Interest LTD	JE	103	4/30/2012	260,377.50
81015000	Interest LTD Interco	JE	103	4/30/2012	239,687.50
81015000	Interest LTD Interco	JE	103	4/30/2012	129,112.92
81015000	Interest LTD Interco	JE	103	4/30/2012	42,083.33

Kentucky American Water Company  
Case No. 2012-00520  
Response to PSC DR1, Item 31

Account	Description	Doc Type	Document Number	Posting Date	Amount
81015000	Interest LTD Interco	JE	103	4/30/2012	578,409.72
81015000	Interest LTD Interco	JE	103	4/30/2012	1,174,151.04
81015000	Interest LTD Interco	JE	105	4/30/2012	1,549,355.00
81015000	Interest LTD Interco	JE	105	4/30/2012	406,805.56
81020000	Div Decl P/S w/ MRR	JE	103	4/30/2012	63,525.00
81315000	Interest STD Interco	JE	125	4/30/2012	12,546.92
81315000	Interest STD Interco	JE	12120403	4/30/2012	(12,546.92)
81315000	Interest STD Interco	JE	12120404	4/30/2012	7,783.65
82010000	Amort Debt Disc&Exp	JR	300	4/30/2012	665.38
82015000	Amort Dbt Dsc&Ex I/C	JR	500	4/30/2012	77.75
82015000	Amort Dbt Dsc&Ex I/C	JR	500	4/30/2012	1,381.14
82015000	Amort Dbt Dsc&Ex I/C	JR	501	4/30/2012	1,699.18
82015000	Amort Dbt Dsc&Ex I/C	JR	502	4/30/2012	1,084.02
82015000	Amort Dbt Dsc&Ex I/C	JR	503	4/30/2012	905.46
82020000	Amort P/S Exp w/ MRR	JR	400	4/30/2012	64.24
85000000	AFUDC Debt	FO	31008788	4/30/2012	(8,998.78)
85000000	AFUDC Debt	FO	31008788	4/30/2012	(44.84)
85000000	AFUDC Debt	FO	31008788	4/30/2012	(17,525.39)
85000000	AFUDC Debt	FO	31008788	4/30/2012	(1,030.64)
86031000	Div Dec Pref Stk	JE	103	4/30/2012	1,863.00
86031000	Div Dec Pref Stk	JE	103	4/30/2012	2,227.50
86031000	Div Dec Pref Stk	JE	103	4/30/2012	2,378.33
86031000	Div Dec Pref Stk	JE	105	4/30/2012	5,589.00
86031000	Div Dec Pref Stk	JE	105	4/30/2012	6,682.50
86031000	Div Dec Pref Stk	JE	105	4/30/2012	7,135.00
40111000	Res Sales Billed	JE	31008777	5/1/2012	(314,781.43)
40111000	Res Sales Billed	JE	31008777	5/1/2012	(150.88)
40111000	Res Sales Billed	JE	31008777	5/1/2012	(53.69)
40111000	Res Sales Billed	JE	31008777	5/1/2012	202.75
40112000	Res Sales Unbilled	JE	31002984	5/1/2012	2,058,626.26
40121000	Com Sales Billed	JE	166	5/1/2012	(5,244.12)
40121000	Com Sales Billed	JE	166	5/1/2012	(85.98)
40121000	Com Sales Billed	JE	31008777	5/1/2012	(146,520.27)
40122000	Com Sales Unbilled	JE	31002984	5/1/2012	1,084,592.06
40132000	Ind Sales Billed	JE	31002984	5/1/2012	102,318.48
40145000	Priv Fire Billed	JE	31008777	5/1/2012	(8,101.84)
40151000	Publ Auth Billed	JE	31008777	5/1/2012	(18,245.80)
40152000	Publ Auth Unbilled	JE	31002984	5/1/2012	292,048.10
40162000	SalesforRsle Unbilld	JE	31002984	5/1/2012	114,443.17
40211000	Dom WW Svc Billed	JE	31008777	5/1/2012	(43.03)
40231000	Ind WW Svc Billed	RR	10177755	5/1/2012	(500.00)
40310200	OthRev-Rent	RI	10164968	5/1/2012	(750.00)
40310200	OthRev-Rent	RR	10177718	5/1/2012	(95.00)
40310200	OthRev-Rent	RR	10177863	5/1/2012	(2,000.00)
40310200	OthRev-Rent	RR	10177893	5/1/2012	(2,848.73)
40310200	OthRev-Rent	RR	10177904	5/1/2012	(2,665.62)
40310200	OthRev-Rent	RR	10178530	5/1/2012	(2,300.00)
40310300	OthRev-CFO	JE	50	5/1/2012	72,599.70
40310300	OthRev-CFO	JE	50	5/1/2012	27,157.37
40310300	OthRev-CFO	JE	50	5/1/2012	205.46
40310300	OthRev-CFO	JE	50	5/1/2012	36,056.20
40310400	OthRev-NSF Ck Chrg	JE	31008777	5/1/2012	(168.00)
40310400	OthRev-NSF Ck Chrg	JE	31008777	5/1/2012	(12.00)
40310500	OthRev-Appl/InitFee	JE	31008777	5/1/2012	(2,704.00)
40310500	OthRev-Appl/InitFee	JE	31008777	5/1/2012	(1,300.00)
40310500	OthRev-Appl/InitFee	JE	31008777	5/1/2012	(26.00)
40310700	OthRev-Reconnct Fee	JE	31008777	5/1/2012	(3,666.00)
50101305	Labor Oper WT SupEng	JE	31002885	5/1/2012	(8,286.00)
50101400	Labor Oper TD	JE	31002885	5/1/2012	(6,192.00)
50101405	Labor Oper TD SupEng	JE	31002885	5/1/2012	(5,603.00)
50101405	Labor Oper TD SupEng	JE	31002885	5/1/2012	(1,616.00)
50101600	Labor Oper AG	JE	31002885	5/1/2012	(19,455.00)
50101600	Labor Oper AG	JE	31002885	5/1/2012	(18,945.00)
50101600	Labor Oper AG	JE	31002885	5/1/2012	(1,993.00)
50101600	Labor Oper AG	JE	31002885	5/1/2012	(4,577.00)
50101600	Labor Oper AG	JE	31002885	5/1/2012	(7,368.00)
50101600	Labor Oper AG	JE	31002885	5/1/2012	(54,120.00)
50101600	Labor Oper AG	JE	31002885	5/1/2012	(123,304.00)
50101600	Labor Oper AG	JE	31002885	5/1/2012	(7,166.00)
50101600	Labor Oper AG	JE	31002885	5/1/2012	(15,415.00)
50421000	401k Expense	JE	31003017	5/1/2012	(6,177.00)
50422000	DCP Expense	JE	31003020	5/1/2012	(8,021.00)
50550000	Group Insur Expense	RR	10177627	5/1/2012	(196.34)
50550000	Group Insur Expense	RR	10177628	5/1/2012	(463.00)
50550000	Group Insur Expense	RR	10177658	5/1/2012	(50.00)
50550000	Group Insur Expense	RR	10177727	5/1/2012	(463.00)
50550000	Group Insur Expense	RR	10177733	5/1/2012	(463.00)

Kentucky American Water Company  
Case No. 2012-00520  
Response to PSC DR1, Item 31

Account	Description	Doc Type	Document Number	Posting Date	Amount
50550000	Group Insur Expense	RR	10177734	5/1/2012	(578.34)
51010000	Purchased Water	PV	43083616	5/1/2012	11,769.03
51010000	Purchased Water	JE	205	5/1/2012	(24,324.03)
51010000	Purchased Water	JE	205	5/1/2012	(3,478.00)
51010000	Purchased Water	JE	205	5/1/2012	(8,415.00)
51010000	Purchased Water	JE	205	5/1/2012	(748.00)
51110000	Waste Disposal	JE	155	5/1/2012	(2,890.34)
51110000	Waste Disposal	JE	156	5/1/2012	(202.90)
51510012	Purchased Power P	EE	70010793	5/1/2012	1,203.65
51510012	Purchased Power P	JE	155	5/1/2012	(738.54)
51510012	Purchased Power P	JE	155	5/1/2012	(163.86)
51510012	Purchased Power P	JE	155	5/1/2012	(35,589.17)
51510012	Purchased Power P	JE	155	5/1/2012	(13,471.82)
51510012	Purchased Power P	JE	155	5/1/2012	(77.67)
51510012	Purchased Power P	JE	157	5/1/2012	4,459.27
51510012	Purchased Power P	JE	157	5/1/2012	(220.81)
51510012	Purchased Power P	JE	156	5/1/2012	(2,498.36)
51510012	Purchased Power P	JE	156	5/1/2012	(945.72)
51510012	Purchased Power P	JE	156	5/1/2012	(11.50)
51510012	Purchased Power P	JE	156	5/1/2012	(82.69)
51510012	Purchased Power P	JE	156	5/1/2012	(5.45)
51510013	Purchased Power WT	JE	155	5/1/2012	(126,667.10)
51510013	Purchased Power WT	JE	155	5/1/2012	(26,946.02)
51510013	Purchased Power WT	JE	155	5/1/2012	(2,423.98)
51510013	Purchased Power WT	JE	155	5/1/2012	(10,511.11)
51510013	Purchased Power WT	JE	155	5/1/2012	(48,007.50)
51510013	Purchased Power WT	JE	155	5/1/2012	(52.10)
51510013	Purchased Power WT	JE	157	5/1/2012	36.45
51510013	Purchased Power WT	JE	157	5/1/2012	(65,122.13)
51510013	Purchased Power WT	JE	156	5/1/2012	(8,892.03)
51510013	Purchased Power WT	JE	156	5/1/2012	(1,891.61)
51510013	Purchased Power WT	JE	156	5/1/2012	(3,370.13)
51510013	Purchased Power WT	JE	156	5/1/2012	(737.88)
51510013	Purchased Power WT	JE	156	5/1/2012	(170.16)
51510013	Purchased Power WT	JE	156	5/1/2012	(3.66)
51510014	Purchased Power TD	JE	155	5/1/2012	(462.34)
51510014	Purchased Power TD	JE	155	5/1/2012	(41.40)
51510014	Purchased Power TD	JE	156	5/1/2012	(2.91)
51510014	Purchased Power TD	JE	156	5/1/2012	(32.46)
52001400	M&S Oper TD	JE	50000	5/1/2012	54.63
52001400	M&S Oper TD	JE	50000	5/1/2012	(10.00)
52001600	M&S Oper AG	JE	50000	5/1/2012	(487.19)
52001600	M&S Oper AG	JE	600	5/1/2012	(5,072.10)
52501200	Misc Oper P	JE	50000	5/1/2012	(500.46)
52501300	Misc Oper WT	JE	50000	5/1/2012	379.60
52501400	Misc Oper TD	JE	148	5/1/2012	(89.32)
52501600	Misc Oper AG	PV	43083420	5/1/2012	53.27
52501600	Misc Oper AG	JE	50000	5/1/2012	(111.30)
52501600	Misc Oper AG	JE	50000	5/1/2012	(393.34)
52501600	Misc Oper AG	JE	160	5/1/2012	(18,314.56)
52501600	Misc Oper AG	JE	335	5/1/2012	(141.66)
52501600	Misc Oper AG	JE	333	5/1/2012	(117.92)
52510015	Bank Svc Charges-CA	JE	140	5/1/2012	(15,054.98)
52510015	Bank Svc Charges-CA	PV	43083500	5/1/2012	7,743.07
52510015	Bank Svc Charges-CA	JE	141	5/1/2012	(17,162.52)
52514906	Cust Edu-Bill Insert	JE	160	5/1/2012	(3,666.56)
52520000	Collection Agencies	JE	316	5/1/2012	(6,342.70)
52520000	Collection Agencies	JE	334	5/1/2012	(2,111.40)
52520000	Collection Agencies	JE	334	5/1/2012	(366.88)
52526100	Credit Line Fees I/C	JE	129	5/1/2012	(3,114.41)
52532013	Electricity WT	EE	70010791	5/1/2012	67.00
52532013	Electricity WT	JE	155	5/1/2012	(128.00)
52532013	Electricity WT	JE	155	5/1/2012	(59.90)
52532013	Electricity WT	JE	155	5/1/2012	(63.58)
52532013	Electricity WT	JE	156	5/1/2012	(8.99)
52532013	Electricity WT	JE	156	5/1/2012	(4.20)
52532013	Electricity WT	JE	156	5/1/2012	(4.46)
52532014	Electricity TD	EE	70010792	5/1/2012	19.88
52532014	Electricity TD	EE	70010794	5/1/2012	93.67
52532014	Electricity TD	JE	155	5/1/2012	(4,105.72)
52532014	Electricity TD	JE	155	5/1/2012	(610.65)
52532014	Electricity TD	JE	155	5/1/2012	(142.53)
52532014	Electricity TD	JE	155	5/1/2012	(603.45)
52532014	Electricity TD	JE	156	5/1/2012	(288.22)
52532014	Electricity TD	JE	156	5/1/2012	(42.87)
52532014	Electricity TD	JE	156	5/1/2012	(10.01)
52532014	Electricity TD	JE	156	5/1/2012	(42.36)

Kentucky American Water Company  
Case No. 2012-00520  
Response to PSC DR1, Item 31

Account	Description	Doc Type	Document Number	Posting Date	Amount
52532016	Electricity AG	JE	155	5/1/2012	(6,148.58)
52532016	Electricity AG	JE	155	5/1/2012	(163.05)
52532016	Electricity AG	JE	156	5/1/2012	(431.63)
52532016	Electricity AG	JE	156	5/1/2012	(11.45)
52534000	Employee Expenses	CC	8056	5/1/2012	232.68
52534000	Employee Expenses	CC	8056	5/1/2012	29.00
52534000	Employee Expenses	JE	50000	5/1/2012	(13.00)
52534000	Employee Expenses	JE	50000	5/1/2012	(32.64)
52534000	Employee Expenses	JE	31009007	5/1/2012	(16,813.85)
52535000	Meals Deductible	CC	8056	5/1/2012	33.77
52535000	Meals Deductible	CC	8056	5/1/2012	72.64
52535000	Meals Deductible	JE	50000	5/1/2012	(7.90)
52535000	Meals Deductible	JE	50000	5/1/2012	(42.25)
52535000	Meals Deductible	JE	50000	5/1/2012	(7.19)
52535000	Meals Deductible	JE	31009007	5/1/2012	(16,813.85)
52542015	Forms CA	JE	300	5/1/2012	(16,792.42)
52548014	Heating Oil/Gas TD	JE	155	5/1/2012	(61.60)
52548014	Heating Oil/Gas TD	JE	155	5/1/2012	(1,447.08)
52548014	Heating Oil/Gas TD	JE	156	5/1/2012	(101.59)
52548014	Heating Oil/Gas TD	JE	156	5/1/2012	(4.32)
52548016	Heating Oil/Gas AG	JE	155	5/1/2012	(1,475.10)
52548016	Heating Oil/Gas AG	JE	156	5/1/2012	(103.55)
52554500	Lab Supplies	JE	50000	5/1/2012	(2,599.15)
52562013	Off&Adm Supplies WT	JE	50000	5/1/2012	(57.61)
52562015	Off&Adm Supplies CA	JE	50000	5/1/2012	(66.46)
52562016	Off&Adm Supplies AG	PV	43083430	5/1/2012	598.65
52562016	Off&Adm Supplies AG	PV	43083497	5/1/2012	21.95
52562016	Off&Adm Supplies AG	PV	43083603	5/1/2012	17.56
52562016	Off&Adm Supplies AG	JE	50000	5/1/2012	(9.90)
52571100	Add'l Security Costs	JE	160	5/1/2012	(2,668.64)
52571100	Add'l Security Costs	JE	160	5/1/2012	(2,506.28)
52571100	Add'l Security Costs	JE	600	5/1/2012	(10,674.56)
52571100	Add'l Security Costs	JE	600	5/1/2012	(2,860.80)
52574015	Telephone CA	JE	148	5/1/2012	(1,865.09)
52574016	Telephone AG	JE	148	5/1/2012	(25.84)
52574016	Telephone AG	JE	148	5/1/2012	(114.48)
52574016	Telephone AG	JE	148	5/1/2012	(8.70)
52574016	Telephone AG	JE	148	5/1/2012	(45.03)
52574016	Telephone AG	JE	148	5/1/2012	(1,274.28)
52574016	Telephone AG	JE	148	5/1/2012	(1,167.75)
52574016	Telephone AG	JE	148	5/1/2012	(6.77)
52574016	Telephone AG	JE	148	5/1/2012	(59.65)
52574113	Cell Phone WT	JE	148	5/1/2012	(48.59)
52574114	Cell Phone TD	JE	148	5/1/2012	(4.57)
52574114	Cell Phone TD	JE	148	5/1/2012	(216.20)
52574116	Cell Phone AG	JE	148	5/1/2012	(208.49)
52574116	Cell Phone AG	JE	148	5/1/2012	(415.64)
52574116	Cell Phone AG	JE	148	5/1/2012	(46.51)
52574116	Cell Phone AG	JE	148	5/1/2012	(39.08)
52574116	Cell Phone AG	JE	148	5/1/2012	(121.57)
52574116	Cell Phone AG	JE	148	5/1/2012	(799.91)
52574116	Cell Phone AG	JE	148	5/1/2012	(1,773.93)
52574116	Cell Phone AG	JE	148	5/1/2012	(297.59)
52574116	Cell Phone AG	JE	148	5/1/2012	(28.39)
52574116	Cell Phone AG	JE	148	5/1/2012	(45.77)
52574116	Cell Phone AG	JE	148	5/1/2012	(57.27)
52574116	Cell Phone AG	JE	148	5/1/2012	(113.60)
52574116	Cell Phone AG	JE	148	5/1/2012	(236.91)
52578014	Trash Removal TD	JE	160	5/1/2012	(1,523.22)
52582014	Uniforms TD	JE	50000	5/1/2012	(273.45)
52583016	Water & WW AG	PV	43083423	5/1/2012	127.75
52583016	Water & WW AG	PV	43083426	5/1/2012	17.56
52583016	Water & WW AG	PV	43083433	5/1/2012	10.89
52583016	Water & WW AG	PV	43083438	5/1/2012	76.33
52583016	Water & WW AG	PV	43083441	5/1/2012	10.89
52583016	Water & WW AG	PV	43083488	5/1/2012	623.38
52583016	Water & WW AG	PV	43083491	5/1/2012	30.73
52583016	Water & WW AG	PV	43083494	5/1/2012	4.39
52585000	Discounts Available	PK	62065546	5/1/2012	(320.36)
53150013	Contr Svc-Other WT	PV	43083628	5/1/2012	518.00
53150013	Contr Svc-Other WT	PV	43083629	5/1/2012	450.00
53150013	Contr Svc-Other WT	PV	43083632	5/1/2012	324.00
53150013	Contr Svc-Other WT	PV	43083633	5/1/2012	448.00
53150013	Contr Svc-Other WT	PV	43083631	5/1/2012	50.00
53150014	Contr Svc-Other TD	PV	43083631	5/1/2012	20.00
53150014	Contr Svc-Other TD	PV	43083631	5/1/2012	419.00
53150014	Contr Svc-Other TD	JE	160	5/1/2012	(2,531.50)

Kentucky American Water Company  
Case No. 2012-00520  
Response to PSC DR1, Item 31

Account	Description	Doc Type	Document Number	Posting Date	Amount
53150014	Contr Svc-Other TD	JE	160	5/1/2012	(1,347.80)
53150014	Contr Svc-Other TD	JE	160	5/1/2012	(1,450.00)
53150014	Contr Svc-Other TD	JE	600	5/1/2012	(2,900.00)
53150014	Contr Svc-Other TD	JE	600	5/1/2012	(2,101.05)
53150015	Contr Svc-Other CA	JE	148	5/1/2012	(872.52)
53150015	Contr Svc-Other CA	JE	330	5/1/2012	(4,056.38)
53150015	Contr Svc-Other CA	JE	600	5/1/2012	(497.55)
53150016	Contr Svc-Other AG	JE	317	5/1/2012	(287.30)
53150016	Contr Svc-Other AG	JE	317	5/1/2012	(287.30)
53150016	Contr Svc-Other AG	JE	317	5/1/2012	(287.30)
53150016	Contr Svc-Other AG	JE	160	5/1/2012	(1,386.41)
53150016	Contr Svc-Other AG	JE	877	5/1/2012	(7,911.00)
53151016	Contr Svc-Temp EE AG	JE	160	5/1/2012	(1,800.63)
53155000	Contr Svc-Legal	JE	175	5/1/2012	(19,583.47)
53155000	Contr Svc-Legal	JE	175	5/1/2012	(1,336.30)
53155000	Contr Svc-Legal	JE	175	5/1/2012	(74.00)
53155000	Contr Svc-Legal	JE	175	5/1/2012	(3,762.50)
53155000	Contr Svc-Legal	JE	175	5/1/2012	(1,037.75)
53155000	Contr Svc-Legal	JE	175	5/1/2012	(4,846.42)
53155000	Contr Svc-Legal	JE	175	5/1/2012	(3,335.50)
55010200	Trans Lease Fuel	JE	240	5/1/2012	(38.49)
55010200	Trans Lease Fuel	JE	240	5/1/2012	(2,151.34)
55010200	Trans Lease Fuel	JE	240	5/1/2012	(580.90)
55010200	Trans Lease Fuel	JE	240	5/1/2012	(19,018.91)
55010200	Trans Lease Fuel	JE	240	5/1/2012	(1,086.10)
55010200	Trans Lease Fuel	JE	240	5/1/2012	(535.04)
55010200	Trans Lease Fuel	JE	240	5/1/2012	(394.02)
55010200	Trans Lease Fuel	JE	240	5/1/2012	(901.95)
55010200	Trans Lease Fuel	JE	240	5/1/2012	(928.84)
55010200	Trans Lease Fuel	JE	240	5/1/2012	(136.10)
55010200	Trans Lease Fuel	JE	240	5/1/2012	(2,606.12)
55010200	Trans Lease Fuel	JE	240	5/1/2012	(162.65)
55010200	Trans Lease Fuel	JE	242	5/1/2012	(294.91)
55010200	Trans Lease Fuel	JE	242	5/1/2012	(3,878.78)
55010200	Trans Lease Fuel	JE	242	5/1/2012	(228.10)
55010200	Trans Lease Fuel	JE	242	5/1/2012	(170.30)
55010200	Trans Lease Fuel	JE	242	5/1/2012	(58.10)
55010200	Trans Lease Fuel	JE	242	5/1/2012	(61.20)
55010200	Trans Lease Fuel	JE	242	5/1/2012	(311.94)
55010200	Trans Lease Fuel	JE	242	5/1/2012	(681.98)
55010200	Trans Lease Fuel	JE	242	5/1/2012	(117.75)
55010300	Trans Lease Maint	JE	245	5/1/2012	(360.25)
55010300	Trans Lease Maint	JE	240	5/1/2012	(3.00)
55010300	Trans Lease Maint	JE	240	5/1/2012	(5.00)
55010300	Trans Lease Maint	JE	240	5/1/2012	(1,254.48)
55010300	Trans Lease Maint	JE	240	5/1/2012	(242.33)
55010300	Trans Lease Maint	JE	240	5/1/2012	(10,399.38)
55010300	Trans Lease Maint	JE	240	5/1/2012	(164.51)
55010300	Trans Lease Maint	JE	240	5/1/2012	(87.92)
55010300	Trans Lease Maint	JE	240	5/1/2012	(18.59)
55010300	Trans Lease Maint	JE	240	5/1/2012	(66.18)
55010300	Trans Lease Maint	JE	240	5/1/2012	(204.43)
55010300	Trans Lease Maint	JE	240	5/1/2012	(55.92)
55010300	Trans Lease Maint	JE	240	5/1/2012	(270.01)
55010300	Trans Lease Maint	JE	240	5/1/2012	(5.00)
55010300	Trans Lease Maint	JE	241	5/1/2012	(329.00)
55010300	Trans Lease Maint	JE	241	5/1/2012	(184.00)
57010015	Uncoll Accts Exp CA	JE	31008777	5/1/2012	(236.76)
57010015	Uncoll Accts Exp CA	JE	31008777	5/1/2012	(276.11)
59021000	Gains/LossesUP Sales	JE	12120406	5/1/2012	18,600.00
62002100	M&S Maint SS	JE	600	5/1/2012	(1,500.00)
62002300	M&S Maint WT	PV	43083626	5/1/2012	364.12
62002300	M&S Maint WT	JE	160	5/1/2012	(2,100.19)
62002300	M&S Maint WT	JE	600	5/1/2012	(3,000.00)
62002300	M&S Maint WT	JE	600	5/1/2012	(1,680.00)
62002300	M&S Maint WT	JE	600	5/1/2012	(2,000.00)
62002300	M&S Maint WT	JE	600	5/1/2012	(1,700.00)
62002300	M&S Maint WT	JE	600	5/1/2012	(1,000.00)
62002600	M&S Maint AG	JR	201	5/1/2012	1,878.56
62520700	Misc Main Pvg/Bckfil	PV	43083506	5/1/2012	1,007.00
62520700	Misc Main Pvg/Bckfil	PV	43083607	5/1/2012	2,142.60
62520700	Misc Main Pvg/Bckfil	JE	160	5/1/2012	(5,309.40)
62520700	Misc Main Pvg/Bckfil	JE	160	5/1/2012	(4,897.80)
62520700	Misc Main Pvg/Bckfil	JE	160	5/1/2012	(2,142.60)
62520700	Misc Main Pvg/Bckfil	JE	160	5/1/2012	(6,799.70)
62520700	Misc Main Pvg/Bckfil	JE	160	5/1/2012	(1,007.00)
62520700	Misc Main Pvg/Bckfil	JE	300	5/1/2012	(8,776.28)

Kentucky American Water Company  
Case No. 2012-00520  
Response to PSC DR1, Item 31

Account	Description	Doc Type	Document Number	Posting Date	Amount
62520700	Misc Main Pvg/Bckfill	JE	300	5/1/2012	(2,887.72)
68533000	FICA	JE	31002983	5/1/2012	(28,129.00)
71521000	M&J Expenses	PV	43083607	5/1/2012	220.80
71521000	M&J Expenses	JE	300	5/1/2012	(697.60)
71521000	M&J Expenses	JE	300	5/1/2012	(76.67)
81010000	Interest LTD	JE	103	5/1/2012	(132,572.92)
81010000	Interest LTD	JE	103	5/1/2012	(201,646.67)
81010000	Interest LTD	JE	103	5/1/2012	(260,377.50)
81015000	Interest LTD Interco	JE	103	5/1/2012	(239,687.50)
81015000	Interest LTD Interco	JE	103	5/1/2012	(129,112.92)
81015000	Interest LTD Interco	JE	103	5/1/2012	(42,083.33)
81015000	Interest LTD Interco	JE	103	5/1/2012	(578,409.72)
81015000	Interest LTD Interco	JE	103	5/1/2012	(1,174,151.04)
81020000	Div Decl P/S w/ MRR	JE	103	5/1/2012	(63,525.00)
86031000	Div Dec Pref Stk	JE	103	5/1/2012	(1,863.00)
86031000	Div Dec Pref Stk	JE	103	5/1/2012	(2,227.50)
86031000	Div Dec Pref Stk	JE	103	5/1/2012	(2,378.33)
40111000	Res Sales Billed	JE	31008992	5/2/2012	(155,309.60)
40111000	Res Sales Billed	JE	31008992	5/2/2012	(4.15)
40111000	Res Sales Billed	JE	31008992	5/2/2012	(39.58)
40121000	Com Sales Billed	JE	31008992	5/2/2012	(131,099.16)
40121000	Com Sales Billed	JE	31008992	5/2/2012	(8.90)
40145000	Priv Fire Billed	JE	31008992	5/2/2012	(10,559.42)
40151000	Publ Auth Billed	JE	31008992	5/2/2012	(1,148.86)
40211000	Dom WW Svc Billed	JE	31008992	5/2/2012	(69.08)
40221000	Com WW Svc Billed	JE	31008992	5/2/2012	(17.27)
40310200	OthRev-Rent	RI	10178528	5/2/2012	(493.55)
40310200	OthRev-Rent	RR	10177863	5/2/2012	2,000.00
40310400	OthRev-NSF Ck Chrg	JE	31008992	5/2/2012	(96.00)
40310400	OthRev-NSF Ck Chrg	JE	31008992	5/2/2012	(12.00)
40310500	OthRev-Appl/InitFee	JE	31008992	5/2/2012	(1,898.00)
40310700	OthRev-Reconnct Fee	JE	31008992	5/2/2012	(3,458.00)
51510012	Purchased Power P	EE	70011005	5/2/2012	97.00
51510012	Purchased Power P	EE	70011006	5/2/2012	747.63
51510012	Purchased Power P	EE	70011010	5/2/2012	437.46
51510012	Purchased Power P	EE	70011011	5/2/2012	834.90
51510012	Purchased Power P	EE	70011012	5/2/2012	726.12
51510012	Purchased Power P	EE	70011014	5/2/2012	5,680.30
51510012	Purchased Power P	EE	70011015	5/2/2012	258.76
51510012	Purchased Power P	EE	70011016	5/2/2012	13,437.98
52520000	Collection Agencies	RI	10178483	5/2/2012	(65.33)
52532014	Electricity TD	EE	70011003	5/2/2012	34.64
52532014	Electricity TD	EE	70011007	5/2/2012	54.46
52532014	Electricity TD	EE	70011008	5/2/2012	35.50
52532014	Electricity TD	EE	70011009	5/2/2012	108.90
52532014	Electricity TD	EE	70011013	5/2/2012	41.35
52532014	Electricity TD	EE	70011089	5/2/2012	64.29
52532014	Electricity TD	EE	70011090	5/2/2012	40.98
52532014	Electricity TD	EE	70011091	5/2/2012	9.62
52532016	Electricity AG	EE	70011004	5/2/2012	21.73
52562016	Off&Adm Supplies AG	PV	43084527	5/2/2012	52.14
53150016	Contr Svc-Other AG	PV	43084523	5/2/2012	1,450.00
57010015	Uncoll Accts Exp CA	JE	31008992	5/2/2012	(104.32)
57010015	Uncoll Accts Exp CA	JE	31008992	5/2/2012	(607.32)
62520700	Misc Main Pvg/Bckfill	PV	43084423	5/2/2012	5,309.40
62520700	Misc Main Pvg/Bckfill	PV	43084429	5/2/2012	4,897.80
63150026	Contr Svc-Maint AG	PV	43084526	5/2/2012	138.00
71521000	M&J Expenses	PV	43084429	5/2/2012	193.20
40111000	Res Sales Billed	JE	31009434	5/3/2012	(186,403.20)
40111000	Res Sales Billed	JE	31009434	5/3/2012	(21,576.45)
40111000	Res Sales Billed	JE	31009434	5/3/2012	(8.13)
40121000	Com Sales Billed	JE	31009434	5/3/2012	(60,526.71)
40121000	Com Sales Billed	JE	31009434	5/3/2012	(1,284.49)
40141000	Publ Fire Billed	JE	31009434	5/3/2012	(280,848.48)
40145000	Priv Fire Billed	JE	31009434	5/3/2012	(91,231.02)
40151000	Publ Auth Billed	JE	31009434	5/3/2012	(3,165.38)
40161000	Sls/Rsle Billed	JE	31009434	5/3/2012	(10,653.43)
40310400	OthRev-NSF Ck Chrg	JE	31009434	5/3/2012	(144.00)
40310500	OthRev-Appl/InitFee	JE	31009434	5/3/2012	(3,510.00)
40310500	OthRev-Appl/InitFee	JE	31009434	5/3/2012	(442.00)
40310500	OthRev-Appl/InitFee	JE	31009434	5/3/2012	(156.00)
40310700	OthRev-Reconnct Fee	JE	31009434	5/3/2012	(2,808.00)
40310700	OthRev-Reconnct Fee	JE	31009434	5/3/2012	(468.00)
51510014	Purchased Power TD	EE	70011343	5/3/2012	26.02
51800000	Chemicals	PV	43085643	5/3/2012	(24.55)
51800000	Chemicals	PV	43085651	5/3/2012	(0.28)
52501600	Misc Oper AG	II	729058	5/3/2012	30.51



Kentucky American Water Company  
Case No. 2012-00520  
Response to PSC DR1, Item 31

Account	Description	Doc Type	Document Number	Posting Date	Amount
52532014	Electricity TD	EE	70011314	5/3/2012	711.19
52532014	Electricity TD	EE	70011315	5/3/2012	52.29
52532014	Electricity TD	EE	70011316	5/3/2012	534.74
52535000	Meals Deductible	PV	43085745	5/3/2012	258.70
52542015	Forms CA	PV	43085498	5/3/2012	100.99
52550016	Janitorial AG	PR	43085369	5/3/2012	5,403.33
52562016	Off&Adm Supplies AG	ST	31008960	5/3/2012	35.92
52562016	Off&Adm Supplies AG	ST	31008960	5/3/2012	1.32
52562016	Off&Adm Supplies AG	ST	31008960	5/3/2012	1.05
52562016	Off&Adm Supplies AG	PV	43085506	5/3/2012	603.68
52562016	Off&Adm Supplies AG	PV	43085754	5/3/2012	79.51
52574015	Telephone CA	TC	31008836	5/3/2012	49.49
52574015	Telephone CA	TC	31008931	5/3/2012	1,403.05
52574015	Telephone CA	TC	31008931	5/3/2012	1,009.20
52574016	Telephone AG	TC	31008814	5/3/2012	118.30
52574016	Telephone AG	TC	31008929	5/3/2012	304.12
52574016	Telephone AG	TC	31008929	5/3/2012	304.12
52574016	Telephone AG	TC	31008929	5/3/2012	304.12
52583016	Water & WW AG	PV	43085502	5/3/2012	26.34
52583016	Water & WW AG	PV	43085505	5/3/2012	17.56
52583016	Water & WW AG	PV	43085508	5/3/2012	6.21
52583016	Water & WW AG	PV	43085739	5/3/2012	76.33
52583016	Water & WW AG	PV	43085741	5/3/2012	6.21
52583016	Water & WW AG	PV	43085742	5/3/2012	972.01
52583016	Water & WW AG	PV	43085751	5/3/2012	17.56
53151015	Contr Svc-Temp EE CA	PV	43085500	5/3/2012	780.00
53151015	Contr Svc-Temp EE CA	PV	43085746	5/3/2012	29.14
53151015	Contr Svc-Temp EE CA	PV	43085748	5/3/2012	780.00
53151015	Contr Svc-Temp EE CA	PV	43085749	5/3/2012	154.55
53151015	Contr Svc-Temp EE CA	PV	43085752	5/3/2012	780.00
57010015	Uncoll Accts Exp CA	JE	31009434	5/3/2012	(75.09)
57010015	Uncoll Accts Exp CA	JE	31009434	5/3/2012	(654.89)
62002400	M&S Maint TD	PV	43085759	5/3/2012	14.61
62002400	M&S Maint TD	IR	729060	5/3/2012	(6.23)
62002400	M&S Maint TD	IR	729060	5/3/2012	(57.41)
62002400	M&S Maint TD	IR	729060	5/3/2012	(24.01)
62002400	M&S Maint TD	IR	729060	5/3/2012	(37.72)
62002400	M&S Maint TD	IR	729061	5/3/2012	(21.42)
62002400	M&S Maint TD	IR	729061	5/3/2012	(15.30)
62002400	M&S Maint TD	IR	729121	5/3/2012	(154.31)
62002400	M&S Maint TD	IR	729121	5/3/2012	(57.41)
62002400	M&S Maint TD	IR	729121	5/3/2012	(6.09)
62002400	M&S Maint TD	IR	729121	5/3/2012	(8.10)
62002400	M&S Maint TD	IR	729122	5/3/2012	(52.07)
62002400	M&S Maint TD	IR	729122	5/3/2012	(167.10)
62520700	Misc Main Pvg/Bckfil	PV	43085757	5/3/2012	6,799.70
71521000	M&J Expenses	II	729120	5/3/2012	154.31
71521000	M&J Expenses	II	729120	5/3/2012	57.41
71521000	M&J Expenses	II	729120	5/3/2012	6.09
71521000	M&J Expenses	II	729120	5/3/2012	8.10
75820000	Othr Income Deductns	PS	43085597	5/3/2012	10,000.00
40111000	Res Sales Billed	JE	31009433	5/4/2012	(152,266.03)
40111000	Res Sales Billed	JE	31009433	5/4/2012	(10,214.64)
40111000	Res Sales Billed	JE	31009433	5/4/2012	(12,224.18)
40121000	Com Sales Billed	JE	31009433	5/4/2012	(119,543.46)
40121000	Com Sales Billed	JE	31009433	5/4/2012	(281.43)
40121000	Com Sales Billed	JE	31009433	5/4/2012	(4,772.40)
40131000	Ind Sales Billed	JE	31009433	5/4/2012	(149,062.14)
40145000	Priv Fire Billed	JE	31009433	5/4/2012	(5,227.87)
40151000	Publ Auth Billed	JE	31009433	5/4/2012	(281,653.53)
40151000	Publ Auth Billed	JE	31009433	5/4/2012	(198.43)
40161000	SlS/Rsle Billed	JE	31009433	5/4/2012	(34,588.29)
40211000	Dom WW Svc Billed	JE	31009433	5/4/2012	(12,953.69)
40221000	Com WW Svc Billed	JE	31009433	5/4/2012	(4,135.07)
40251000	PubAuth WW Billed	JE	31009433	5/4/2012	(213.35)
40310400	OthRev-NSF Ck Chrg	JE	31009433	5/4/2012	(216.00)
40310400	OthRev-NSF Ck Chrg	JE	31009433	5/4/2012	(12.00)
40310400	OthRev-NSF Ck Chrg	JE	31009433	5/4/2012	(12.00)
40310500	OthRev-Appl/InitFee	JE	31009433	5/4/2012	(1,976.00)
40310500	OthRev-Appl/InitFee	JE	31009433	5/4/2012	(26.00)
40310500	OthRev-Appl/InitFee	JE	31009433	5/4/2012	(130.00)
40310500	OthRev-Appl/InitFee	JE	31009433	5/4/2012	(208.00)
40310700	OthRev-Reconnct Fee	JE	31009433	5/4/2012	(3,666.00)
40310700	OthRev-Reconnct Fee	JE	31009433	5/4/2012	(130.00)
40310700	OthRev-Reconnct Fee	JE	31009433	5/4/2012	(572.00)
50101300	Labor Oper WT	T2	47003	5/4/2012	1,563.32
50101300	Labor Oper WT	T2	47003	5/4/2012	1,139.64

Kentucky American Water Company  
Case No. 2012-00520  
Response to PSC DR1, Item 31

Account	Description	Doc Type	Document Number	Posting Date	Amount
50101300	Labor Oper WT	T2	47003	5/4/2012	15,405.60
50101300	Labor Oper WT	T2	47003	5/4/2012	16,682.41
50101300	Labor Oper WT	T2	47003	5/4/2012	12,542.40
50101300	Labor Oper WT	T2	47003	5/4/2012	511.52
50101305	Labor Oper WT SupEng	T2	47003	5/4/2012	7,858.25
50101305	Labor Oper WT SupEng	T2	47003	5/4/2012	1,602.26
50101305	Labor Oper WT SupEng	T2	47003	5/4/2012	7,949.33
50101305	Labor Oper WT SupEng	T2	47003	5/4/2012	2,899.16
50101305	Labor Oper WT SupEng	T2	47003	5/4/2012	3,457.52
50101305	Labor Oper WT SupEng	T2	47003	5/4/2012	4,039.76
50101305	Labor Oper WT SupEng	T2	47003	5/4/2012	382.71
50101305	Labor Oper WT SupEng	T2	47003	5/4/2012	6,378.87
50101305	Labor Oper WT SupEng	T2	47003	5/4/2012	168.40
50101400	Labor Oper TD	T2	47003	5/4/2012	35,948.12
50101400	Labor Oper TD	T2	47003	5/4/2012	1,375.75
50101400	Labor Oper TD	T2	47003	5/4/2012	837.58
50101400	Labor Oper TD	T2	47003	5/4/2012	1,640.18
50101400	Labor Oper TD	T2	47003	5/4/2012	2,938.23
50101400	Labor Oper TD	T2	47037	5/4/2012	1,965.60
50101405	Labor Oper TD SupEng	T2	47003	5/4/2012	1,446.92
50101405	Labor Oper TD SupEng	T2	47003	5/4/2012	669.25
50101405	Labor Oper TD SupEng	T2	47003	5/4/2012	1,768.49
50101405	Labor Oper TD SupEng	T2	47003	5/4/2012	1,043.51
50101415	Labor Oper TD Lines	T2	47003	5/4/2012	4,143.95
50101415	Labor Oper TD Lines	T2	47003	5/4/2012	2,226.27
50101415	Labor Oper TD Lines	T2	47003	5/4/2012	1,730.78
50101420	Labor Oper TD Meter	T2	47003	5/4/2012	21,158.96
50101500	Labor Oper CA	T2	47003	5/4/2012	136.50
50101500	Labor Oper CA	T2	47003	5/4/2012	200.00
50101510	Labor Oper CA MtrRd	T2	47003	5/4/2012	13,252.49
50101520	Labor Oper CA CstSrv	T2	47003	5/4/2012	2,615.89
50101600	Labor Oper AG	T2	47003	5/4/2012	20,436.09
50101600	Labor Oper AG	T2	47003	5/4/2012	1,064.36
50101600	Labor Oper AG	T2	47003	5/4/2012	4,969.78
50101600	Labor Oper AG	T2	47003	5/4/2012	7,871.52
50101600	Labor Oper AG	T2	47003	5/4/2012	2,541.91
50102200	Labor Maint P	T2	47003	5/4/2012	982.80
50102200	Labor Maint P	T2	47003	5/4/2012	712.53
50102300	Labor Maint WT	T2	47003	5/4/2012	245.70
50102300	Labor Maint WT	T2	47003	5/4/2012	3,636.36
50102300	Labor Maint WT	T2	47003	5/4/2012	98.28
50102400	Labor Maint TD	T2	47003	5/4/2012	2,295.39
50102410	Labor Mnt TD Str&Imp	T2	47003	5/4/2012	138.42
50102420	Labor Mnt TD Mains	T2	47003	5/4/2012	3,609.00
50102420	Labor Mnt TD Mains	T2	47003	5/4/2012	874.51
50102420	Labor Mnt TD Mains	T2	47003	5/4/2012	739.45
50102420	Labor Mnt TD Mains	T2	47003	5/4/2012	86.48
50102430	Labor Mnt TD Service	T2	47003	5/4/2012	7,341.54
50102430	Labor Mnt TD Service	T2	47003	5/4/2012	138.42
50102430	Labor Mnt TD Service	T2	47003	5/4/2012	156.96
50102430	Labor Mnt TD Service	T2	47003	5/4/2012	909.17
50102435	Labor Mnt TD Meter	T2	47003	5/4/2012	431.96
50102435	Labor Mnt TD Meter	T2	47003	5/4/2012	288.20
50102440	Labor Mnt TD Hydrant	T2	47003	5/4/2012	1,643.94
50102440	Labor Mnt TD Hydrant	T2	47003	5/4/2012	75.86
50102440	Labor Mnt TD Hydrant	T2	47003	5/4/2012	3,299.24
50111300	LaborOper NS OT WT	T2	47003	5/4/2012	266.11
50111300	LaborOper NS OT WT	T2	47003	5/4/2012	4,432.00
50111300	LaborOper NS OT WT	T2	47003	5/4/2012	1,543.08
50111300	LaborOper NS OT WT	T2	47003	5/4/2012	1,626.84
50111300	LaborOper NS OT WT	T2	47003	5/4/2012	1,485.25
50111305	LaborOperNS OT WT SE	T2	47003	5/4/2012	343.15
50111305	LaborOperNS OT WT SE	T2	47003	5/4/2012	166.54
50111305	LaborOperNS OT WT SE	T2	47003	5/4/2012	1,187.97
50111400	LaborOper NS OT TD	T2	47003	5/4/2012	197.77
50111400	LaborOper NS OT TD	T2	47003	5/4/2012	99.65
50111405	LaborOperNS OT TD SE	T2	47003	5/4/2012	97.11
50111415	LaborOperNS OT TD Ln	T2	47003	5/4/2012	468.23
50111420	LaborOperNS OT TD Mt	T2	47003	5/4/2012	4,569.30
50111510	LaborOperNS OT CA MR	T2	47003	5/4/2012	1,382.90
50111520	LaborOperNS OT CA CS	T2	47003	5/4/2012	89.77
50112300	LaborMaint NS OT WT	T2	47003	5/4/2012	187.28
50112300	LaborMaint NS OT WT	T2	47003	5/4/2012	223.84
50112420	LaborMaintNSOT TD Mn	T2	47003	5/4/2012	932.20
50112420	LaborMaintNSOT TD Mn	T2	47003	5/4/2012	470.19
50112430	LaborMaintNSOT TD Sv	T2	47003	5/4/2012	1,418.24
50112430	LaborMaintNSOT TD Sv	T2	47003	5/4/2012	363.65

Kentucky American Water Company  
Case No. 2012-00520  
Response to PSC DR1, Item 31

Account	Description	Doc Type	Document Number	Posting Date	Amount
50171000	Annual Incent Plan	T3	47004	5/4/2012	3,768.09
50171000	Annual Incent Plan	T3	47004	5/4/2012	775.37
50171000	Annual Incent Plan	T3	47004	5/4/2012	212.87
50171000	Annual Incent Plan	T3	47004	5/4/2012	271.37
50171000	Annual Incent Plan	T3	47004	5/4/2012	692.72
50171000	Annual Incent Plan	T3	47004	5/4/2012	1,463.30
50171000	Annual Incent Plan	T3	47004	5/4/2012	2,677.03
50171000	Annual Incent Plan	T3	47004	5/4/2012	582.70
50171000	Annual Incent Plan	T3	47004	5/4/2012	257.25
50171000	Annual Incent Plan	T3	47004	5/4/2012	321.54
50421000	401k Expense	T3	47004	5/4/2012	458.28
50421000	401k Expense	T3	47004	5/4/2012	42.58
50421000	401k Expense	T3	47004	5/4/2012	54.37
50421000	401k Expense	T3	47004	5/4/2012	205.69
50421000	401k Expense	T3	47004	5/4/2012	162.33
50421000	401k Expense	T3	47004	5/4/2012	1,579.51
50421000	401k Expense	T3	47004	5/4/2012	2.32
50421000	401k Expense	T3	47004	5/4/2012	35.06
50421000	401k Expense	T3	47004	5/4/2012	153.27
50421000	401k Expense	T3	47004	5/4/2012	69.13
50421000	401k Expense	T3	47004	5/4/2012	9.36
50421000	401k Expense	T3	47004	5/4/2012	57.75
50421000	401k Expense	T3	47004	5/4/2012	1.38
50421000	401k Expense	T3	47004	5/4/2012	4.75
50421000	401k Expense	T3	47004	5/4/2012	10.78
50421000	401k Expense	T3	47004	5/4/2012	11.52
50421000	401k Expense	T3	47004	5/4/2012	20.94
50421000	401k Expense	T3	47004	5/4/2012	221.79
50421000	401k Expense	T3	47004	5/4/2012	294.35
50421000	401k Expense	T3	47004	5/4/2012	479.46
50421000	401k Expense	T3	47004	5/4/2012	275.65
50421000	401k Expense	T3	47004	5/4/2012	9.57
50421000	401k Expense	T3	47004	5/4/2012	172.12
50421000	401k Expense	T3	47004	5/4/2012	122.71
50421000	401k Expense	T3	47004	5/4/2012	116.78
50421000	401k Expense	T3	47004	5/4/2012	18.93
50421000	401k Expense	T3	47004	5/4/2012	18.45
50421000	401k Expense	T3	47004	5/4/2012	6.16
50421000	401k Expense	T3	47038	5/4/2012	49.14
50422000	DCP Expense	T3	47004	5/4/2012	336.71
50422000	DCP Expense	T3	47004	5/4/2012	55.88
50422000	DCP Expense	T3	47004	5/4/2012	142.47
50422000	DCP Expense	T3	47004	5/4/2012	211.18
50422000	DCP Expense	T3	47004	5/4/2012	429.43
50422000	DCP Expense	T3	47004	5/4/2012	84.11
50422000	DCP Expense	T3	47004	5/4/2012	2,342.92
50422000	DCP Expense	T3	47004	5/4/2012	3.17
50422000	DCP Expense	T3	47004	5/4/2012	2.42
50422000	DCP Expense	T3	47004	5/4/2012	175.01
50422000	DCP Expense	T3	47004	5/4/2012	173.22
50422000	DCP Expense	T3	47004	5/4/2012	22.90
50422000	DCP Expense	T3	47004	5/4/2012	116.89
50422000	DCP Expense	T3	47004	5/4/2012	7.27
50422000	DCP Expense	T3	47004	5/4/2012	5.45
50422000	DCP Expense	T3	47004	5/4/2012	15.14
50422000	DCP Expense	T3	47004	5/4/2012	431.61
50422000	DCP Expense	T3	47004	5/4/2012	587.96
50422000	DCP Expense	T3	47004	5/4/2012	698.93
50422000	DCP Expense	T3	47004	5/4/2012	175.08
50422000	DCP Expense	T3	47004	5/4/2012	101.17
50422000	DCP Expense	T3	47004	5/4/2012	195.57
50422000	DCP Expense	T3	47004	5/4/2012	31.79
50422000	DCP Expense	T3	47004	5/4/2012	24.19
50422000	DCP Expense	T3	47004	5/4/2012	6.82
50426000	Retiree Medical Exp	T3	47004	5/4/2012	372.35
50426000	Retiree Medical Exp	T3	47004	5/4/2012	1.30
50426000	Retiree Medical Exp	T3	47004	5/4/2012	75.94
50426000	Retiree Medical Exp	T3	47004	5/4/2012	71.11
50426000	Retiree Medical Exp	T3	47004	5/4/2012	7.40
50426000	Retiree Medical Exp	T3	47004	5/4/2012	20.16
50426000	Retiree Medical Exp	T3	47004	5/4/2012	2.72
50426000	Retiree Medical Exp	T3	47004	5/4/2012	0.45
50426000	Retiree Medical Exp	T3	47004	5/4/2012	99.22
50426000	Retiree Medical Exp	T3	47004	5/4/2012	67.46
50510100	PBOP Cap Credits	T1	47002	5/4/2012	(24,581.07)
50510100	PBOP Cap Credits	T3	47004	5/4/2012	19,511.05
50510100	PBOP Cap Credits	T3	47004	5/4/2012	2.42

Kentucky American Water Company  
Case No. 2012-00520  
Response to PSC DR1, Item 31

Account	Description	Doc Type	Document Number	Posting Date	Amount
50510100	PBOP Cap Credits	T3	47004	5/4/2012	224.40
50510100	PBOP Cap Credits	T3	47004	5/4/2012	149.11
50510100	PBOP Cap Credits	T3	47004	5/4/2012	68.79
50510100	PBOP Cap Credits	T3	47004	5/4/2012	8.34
50510100	PBOP Cap Credits	T3	47004	5/4/2012	67.84
50510100	PBOP Cap Credits	T3	47004	5/4/2012	131.50
50510100	PBOP Cap Credits	T1	47036	5/4/2012	(308.60)
50510100	PBOP Cap Credits	T3	47038	5/4/2012	308.60
50550000	Group Insur Expense	T1	47002	5/4/2012	(13,994.16)
50550000	Group Insur Expense	T3	47004	5/4/2012	457.96
50550000	Group Insur Expense	T3	47004	5/4/2012	56.90
50550000	Group Insur Expense	T3	47004	5/4/2012	2,327.51
50550000	Group Insur Expense	T3	47004	5/4/2012	19.25
50550000	Group Insur Expense	T3	47004	5/4/2012	112.88
50550000	Group Insur Expense	T3	47004	5/4/2012	27.36
50550000	Group Insur Expense	T3	47004	5/4/2012	649.03
50550000	Group Insur Expense	T3	47004	5/4/2012	371.67
50550000	Group Insur Expense	T3	47004	5/4/2012	286.43
50550000	Group Insur Expense	T3	47004	5/4/2012	446.61
50550000	Group Insur Expense	T3	47004	5/4/2012	194.25
50550000	Group Insur Expense	T3	47004	5/4/2012	27.38
50550000	Group Insur Expense	T1	47036	5/4/2012	(108.92)
50550100	Group Ins Cap Credits	T1	47002	5/4/2012	(58,143.01)
50550100	Group Ins Cap Credits	T3	47004	5/4/2012	45,725.15
50550100	Group Ins Cap Credits	T3	47004	5/4/2012	14.11
50550100	Group Ins Cap Credits	T3	47004	5/4/2012	274.43
50550100	Group Ins Cap Credits	T3	47004	5/4/2012	857.86
50550100	Group Ins Cap Credits	T3	47004	5/4/2012	613.65
50550100	Group Ins Cap Credits	T3	47004	5/4/2012	162.67
50550100	Group Ins Cap Credits	T3	47004	5/4/2012	414.08
50550100	Group Ins Cap Credits	T3	47004	5/4/2012	25.75
50550100	Group Ins Cap Credits	T3	47004	5/4/2012	29.19
50550100	Group Ins Cap Credits	T3	47004	5/4/2012	80.32
50550100	Group Ins Cap Credits	T3	47004	5/4/2012	53.60
50550100	Group Ins Cap Credits	T3	47004	5/4/2012	155.80
50550100	Group Ins Cap Credits	T3	47004	5/4/2012	298.02
50550100	Group Ins Cap Credits	T1	47036	5/4/2012	(365.60)
50550100	Group Ins Cap Credits	T3	47038	5/4/2012	365.60
50610100	Pension Cap Credits	T1	47002	5/4/2012	(38,202.43)
50610100	Pension Cap Credits	T3	47004	5/4/2012	30,322.81
50610100	Pension Cap Credits	T3	47004	5/4/2012	3.76
50610100	Pension Cap Credits	T3	47004	5/4/2012	348.72
50610100	Pension Cap Credits	T3	47004	5/4/2012	231.77
50610100	Pension Cap Credits	T3	47004	5/4/2012	106.95
50610100	Pension Cap Credits	T3	47004	5/4/2012	12.97
50610100	Pension Cap Credits	T3	47004	5/4/2012	105.39
50610100	Pension Cap Credits	T3	47004	5/4/2012	204.38
50610100	Pension Cap Credits	T1	47036	5/4/2012	(479.61)
50610100	Pension Cap Credits	T3	47038	5/4/2012	479.61
52001400	M&S Oper TD	PV	43086323	5/4/2012	614.32
52527000	Directors Fees	PS	43086435	5/4/2012	50.00
52527000	Directors Fees	PS	43086436	5/4/2012	50.00
52527000	Directors Fees	PS	43086437	5/4/2012	50.00
52548014	Heating Oil/Gas TD	EE	70011487	5/4/2012	348.82
52548016	Heating Oil/Gas AG	EE	70011477	5/4/2012	689.06
52562016	Off&Adm Supplies AG	ST	31009192	5/4/2012	3.13
52585000	Discounts Available	PK	62065577	5/4/2012	(0.44)
55000100	Trans Cap Credits	T1	47002	5/4/2012	(1,530.20)
55000100	Trans Cap Credits	T1	47002	5/4/2012	(1,332.94)
55000100	Trans Cap Credits	T1	47002	5/4/2012	(151.14)
55000100	Trans Cap Credits	T1	47002	5/4/2012	(352.85)
55000100	Trans Cap Credits	T1	47002	5/4/2012	(558.88)
55000100	Trans Cap Credits	T1	47002	5/4/2012	(4,474.56)
55000100	Trans Cap Credits	T1	47002	5/4/2012	(9,911.34)
55000100	Trans Cap Credits	T1	47002	5/4/2012	(567.75)
55000100	Trans Cap Credits	T1	47002	5/4/2012	(1,481.81)
55000100	Trans Cap Credits	T1	47002	5/4/2012	(715.11)
55000100	Trans Cap Credits	T1	47002	5/4/2012	(439.61)
55000100	Trans Cap Credits	T1	47002	5/4/2012	(538.42)
55000100	Trans Cap Credits	T1	47002	5/4/2012	(139.81)
55000100	Trans Cap Credits	T3	47004	5/4/2012	1,450.98
55000100	Trans Cap Credits	T3	47004	5/4/2012	36.80
55000100	Trans Cap Credits	T3	47004	5/4/2012	75.57
55000100	Trans Cap Credits	T3	47004	5/4/2012	352.85
55000100	Trans Cap Credits	T3	47004	5/4/2012	558.88
55000100	Trans Cap Credits	T3	47004	5/4/2012	4,282.57
55000100	Trans Cap Credits	T3	47004	5/4/2012	113.76

Kentucky American Water Company  
Case No. 2012-00520  
Response to PSC DR1, Item 31

Account	Description	Doc Type	Document Number	Posting Date	Amount
55000100	Trans Cap Credits	T3	47004	5/4/2012	6,883.31
55000100	Trans Cap Credits	T3	47004	5/4/2012	5.39
55000100	Trans Cap Credits	T3	47004	5/4/2012	104.73
55000100	Trans Cap Credits	T3	47004	5/4/2012	327.49
55000100	Trans Cap Credits	T3	47004	5/4/2012	234.25
55000100	Trans Cap Credits	T3	47004	5/4/2012	62.11
55000100	Trans Cap Credits	T3	47004	5/4/2012	158.06
55000100	Trans Cap Credits	T3	47004	5/4/2012	9.83
55000100	Trans Cap Credits	T3	47004	5/4/2012	11.14
55000100	Trans Cap Credits	T3	47004	5/4/2012	30.67
55000100	Trans Cap Credits	T3	47004	5/4/2012	20.46
55000100	Trans Cap Credits	T3	47004	5/4/2012	59.46
55000100	Trans Cap Credits	T3	47004	5/4/2012	567.75
55000100	Trans Cap Credits	T3	47004	5/4/2012	1,481.81
55000100	Trans Cap Credits	T3	47004	5/4/2012	715.11
55000100	Trans Cap Credits	T3	47004	5/4/2012	413.93
55000100	Trans Cap Credits	T3	47004	5/4/2012	494.83
55000100	Trans Cap Credits	T3	47004	5/4/2012	139.81
55000100	Trans Cap Credits	T1	47036	5/4/2012	(139.56)
55000100	Trans Cap Credits	T3	47038	5/4/2012	139.56
55720100	Ins W/C Cap Credits	T1	47002	5/4/2012	(5,939.41)
55720100	Ins W/C Cap Credits	T3	47004	5/4/2012	4,670.83
55720100	Ins W/C Cap Credits	T3	47004	5/4/2012	1.44
55720100	Ins W/C Cap Credits	T3	47004	5/4/2012	28.05
55720100	Ins W/C Cap Credits	T3	47004	5/4/2012	87.62
55720100	Ins W/C Cap Credits	T3	47004	5/4/2012	62.70
55720100	Ins W/C Cap Credits	T3	47004	5/4/2012	16.61
55720100	Ins W/C Cap Credits	T3	47004	5/4/2012	42.30
55720100	Ins W/C Cap Credits	T3	47004	5/4/2012	2.63
55720100	Ins W/C Cap Credits	T3	47004	5/4/2012	2.98
55720100	Ins W/C Cap Credits	T3	47004	5/4/2012	8.19
55720100	Ins W/C Cap Credits	T3	47004	5/4/2012	5.48
55720100	Ins W/C Cap Credits	T3	47004	5/4/2012	15.92
55720100	Ins W/C Cap Credits	T3	47004	5/4/2012	30.44
55720100	Ins W/C Cap Credits	T1	47036	5/4/2012	(37.35)
55720100	Ins W/C Cap Credits	T3	47038	5/4/2012	37.35
57010015	Uncoll Accts Exp CA	JE	31009433	5/4/2012	(165.04)
68532000	FUTA	T3	47004	5/4/2012	13.66
68532000	FUTA	T3	47004	5/4/2012	13.19
68532000	FUTA	T3	47004	5/4/2012	6.84
68533000	FICA	T3	47004	5/4/2012	819.93
68533000	FICA	T3	47004	5/4/2012	77.91
68533000	FICA	T3	47004	5/4/2012	362.05
68533000	FICA	T3	47004	5/4/2012	568.92
68533000	FICA	T3	47004	5/4/2012	740.75
68533000	FICA	T3	47004	5/4/2012	116.28
68533000	FICA	T3	47004	5/4/2012	7,063.62
68533000	FICA	T3	47004	5/4/2012	5.56
68533000	FICA	T3	47004	5/4/2012	109.18
68533000	FICA	T3	47004	5/4/2012	328.01
68533000	FICA	T3	47004	5/4/2012	238.23
68533000	FICA	T3	47004	5/4/2012	63.93
68533000	FICA	T3	47004	5/4/2012	165.12
68533000	FICA	T3	47004	5/4/2012	10.04
68533000	FICA	T3	47004	5/4/2012	11.69
68533000	FICA	T3	47004	5/4/2012	33.28
68533000	FICA	T3	47004	5/4/2012	21.66
68533000	FICA	T3	47004	5/4/2012	62.58
68533000	FICA	T3	47004	5/4/2012	695.65
68533000	FICA	T3	47004	5/4/2012	2,035.74
68533000	FICA	T3	47004	5/4/2012	1,689.66
68533000	FICA	T3	47004	5/4/2012	1,335.72
68533000	FICA	T3	47004	5/4/2012	28.61
68533000	FICA	T3	47004	5/4/2012	824.80
68533000	FICA	T3	47004	5/4/2012	343.59
68533000	FICA	T3	47004	5/4/2012	536.51
68533000	FICA	T3	47004	5/4/2012	135.80
68533000	FICA	T3	47004	5/4/2012	76.07
68533000	FICA	T3	47004	5/4/2012	12.55
68533000	FICA	T3	47038	5/4/2012	142.50
68535000	SUTA	T3	47004	5/4/2012	33.83
68535000	SUTA	T3	47004	5/4/2012	32.47
68535000	SUTA	T3	47004	5/4/2012	25.85
75820000	Othr Income Deductns	PS	43086438	5/4/2012	500.00
52542015	Forms CA	ST	31009298	5/5/2012	6.06
52562016	Off&Adm Supplies AG	ST	31009298	5/5/2012	36.22
52562016	Off&Adm Supplies AG	ST	31009298	5/5/2012	4.77

Kentucky American Water Company  
Case No. 2012-00520  
Response to PSC DR1, Item 31

Account	Description	Doc Type	Document Number	Posting Date	Amount
62002400	M&S Maint TD	ST	31009298	5/5/2012	0.88
40111000	Res Sales Billed	JE	31009435	5/7/2012	(137,974.19)
40111000	Res Sales Billed	JE	31009435	5/7/2012	(44.74)
40111000	Res Sales Billed	JE	31009435	5/7/2012	(61.53)
40121000	Com Sales Billed	JE	31009435	5/7/2012	(240,385.34)
40121000	Com Sales Billed	JE	31009435	5/7/2012	(0.89)
40131000	Ind Sales Billed	JE	31009435	5/7/2012	(9,626.27)
40145000	Priv Fire Billed	JE	31009435	5/7/2012	(6,108.62)
40151000	Publ Auth Billed	JE	31009435	5/7/2012	(79,107.46)
40161000	SlS/Rsle Billed	JE	31009435	5/7/2012	(91,037.42)
40211000	Dom WW Svc Billed	JE	31009435	5/7/2012	(64.07)
40310400	OthRev-NSF Ck Chrg	JE	31009435	5/7/2012	(132.00)
40310500	OthRev-Appl/InitFee	JE	31009435	5/7/2012	(1,820.00)
40310500	OthRev-Appl/InitFee	JE	31009435	5/7/2012	(234.00)
40310500	OthRev-Appl/InitFee	JE	31009435	5/7/2012	(26.00)
40310700	OthRev-Reconnct Fee	JE	31009435	5/7/2012	(2,444.00)
50456000	Tuition Aid	PS	43087398	5/7/2012	1,245.00
51010000	Purchased Water	PV	43087383	5/7/2012	3,023.36
51110000	Waste Disposal	EE	70011812	5/7/2012	1,100.98
51110000	Waste Disposal	EE	70011813	5/7/2012	1,137.12
51510012	Purchased Power P	EE	70011809	5/7/2012	2,334.51
51510013	Purchased Power WT	EE	70011807	5/7/2012	920.27
52514906	Cust Edu-Bill Insert	PV	43087984	5/7/2012	3,666.56
52532013	Electricity WT	EE	70011808	5/7/2012	11.15
52532013	Electricity WT	EE	70011815	5/7/2012	28.77
52532014	Electricity TD	EE	70011810	5/7/2012	20.46
52532014	Electricity TD	EE	70011811	5/7/2012	29.32
52532014	Electricity TD	EE	70011870	5/7/2012	26.77
52548014	Heating Oil/Gas TD	EE	70011814	5/7/2012	64.40
52562516	Overnight Shippng AG	PV	43087981	5/7/2012	23.92
52562516	Overnight Shippng AG	PV	43087981	5/7/2012	7.68
52571100	Add'l Security Costs	PV	43087976	5/7/2012	715.20
52571100	Add'l Security Costs	PV	43087980	5/7/2012	2,506.28
52571100	Add'l Security Costs	PV	43087986	5/7/2012	2,668.64
52585000	Discounts Available	PN	7956	5/7/2012	(49.86)
52585000	Discounts Available	PN	7956	5/7/2012	(19.56)
52585000	Discounts Available	PN	7956	5/7/2012	(166.21)
52585000	Discounts Available	PN	7956	5/7/2012	(120.89)
57010015	Uncoll Accts Exp CA	JE	31009435	5/7/2012	(441.67)
40111000	Res Sales Billed	JE	31009485	5/8/2012	(179,898.21)
40111000	Res Sales Billed	JE	31009485	5/8/2012	(5.64)
40111000	Res Sales Billed	JE	31009485	5/8/2012	(29.31)
40121000	Com Sales Billed	JE	31009485	5/8/2012	(67,295.59)
40131000	Ind Sales Billed	JE	31009485	5/8/2012	(422.81)
40145000	Priv Fire Billed	JE	31009485	5/8/2012	(2,308.09)
40151000	Publ Auth Billed	JE	31009485	5/8/2012	(6,558.97)
40171000	Misc Sales Billed	JE	31009485	5/8/2012	(1.69)
40211000	Dom WW Svc Billed	JE	31009485	5/8/2012	(27.66)
40221000	Com WW Svc Billed	JE	31009485	5/8/2012	(108.74)
40310400	OthRev-NSF Ck Chrg	JE	31009485	5/8/2012	(60.00)
40310400	OthRev-NSF Ck Chrg	JE	31009485	5/8/2012	(12.00)
40310500	OthRev-Appl/InitFee	JE	31009485	5/8/2012	(3,848.00)
40310500	OthRev-Appl/InitFee	JE	31009485	5/8/2012	(52.00)
40310700	OthRev-Reconnct Fee	JE	31009485	5/8/2012	(3,458.00)
50510000	PBOP Expense	JE	103	5/8/2012	(3,730.00)
51510012	Purchased Power P	EE	70012039	5/8/2012	7,952.25
51510013	Purchased Power WT	EE	70012037	5/8/2012	164,390.77
51510013	Purchased Power WT	PS	43088232	5/8/2012	6,380.62
51510013	Purchased Power WT	PS	43088232	5/8/2012	870.08
52548016	Heating Oil/Gas AG	EE	70012038	5/8/2012	491.23
52574015	Telephone CA	TC	31009363	5/8/2012	63.95
52574116	Cell Phone AG	TC	31009439	5/8/2012	102.88
52585000	Discounts Available	PN	7961	5/8/2012	(79.30)
53150016	Contr Svc-Other AG	TC	31009371	5/8/2012	211.60
57010015	Uncoll Accts Exp CA	JE	31009485	5/8/2012	(3.28)
57010015	Uncoll Accts Exp CA	JE	31009485	5/8/2012	(179.20)
68520100	Tax Discounts	PS	43088232	5/8/2012	(1,155.68)
68520100	Tax Discounts	PS	43088232	5/8/2012	0.04
40111000	Res Sales Billed	JE	31010970	5/9/2012	(116,108.80)
40111000	Res Sales Billed	JE	31010970	5/9/2012	(60.88)
40111000	Res Sales Billed	JE	31010970	5/9/2012	(13.88)
40121000	Com Sales Billed	JE	31010970	5/9/2012	(28,858.52)
40121000	Com Sales Billed	JE	31010970	5/9/2012	(579.75)
40121000	Com Sales Billed	JE	31010970	5/9/2012	(2,398.50)
40131000	Ind Sales Billed	JE	31010970	5/9/2012	(3,563.26)
40145000	Priv Fire Billed	JE	31010970	5/9/2012	(4,033.81)
40151000	Publ Auth Billed	JE	31010970	5/9/2012	(1,592.62)

Kentucky American Water Company  
Case No. 2012-00520  
Response to PSC DR1, Item 31

Account	Description	Doc Type	Document Number	Posting Date	Amount
40171000	Misc Sales Billed	JE	31010970	5/9/2012	(12.53)
40211000	Dom WW Svc Billed	JE	31010970	5/9/2012	(99.47)
40310300	OthRev-CFO	RI	10178694	5/9/2012	(135,841.36)
40310300	OthRev-CFO	RI	10178695	5/9/2012	(189.60)
40310400	OthRev-NSF Ck Chrg	JE	31010970	5/9/2012	(144.00)
40310500	OthRev-Appl/InitFee	JE	31010970	5/9/2012	(1,612.00)
40310500	OthRev-Appl/InitFee	JE	31010970	5/9/2012	(208.00)
40310700	OthRev-Reconnct Fee	JE	31010970	5/9/2012	(2,158.00)
40310700	OthRev-Reconnct Fee	JE	31010970	5/9/2012	(26.00)
51510012	Purchased Power P	EE	70012259	5/9/2012	596.79
51510012	Purchased Power P	EE	70012277	5/9/2012	2,613.00
51510012	Purchased Power P	EE	70012348	5/9/2012	32.58
51510013	Purchased Power WT	EE	70012273	5/9/2012	3,238.29
51510013	Purchased Power WT	EE	70012274	5/9/2012	19,303.95
51510013	Purchased Power WT	EE	70012279	5/9/2012	4,018.10
51510013	Purchased Power WT	EE	70012349	5/9/2012	7,717.55
51510013	Purchased Power WT	PS	43088800	5/9/2012	3,190.31
51510013	Purchased Power WT	PS	43088800	5/9/2012	435.04
52001300	M&S Oper WT	CC	31009865	5/9/2012	33.41
52001300	M&S Oper WT	CC	31009976	5/9/2012	162.46
52001300	M&S Oper WT	CC	31010016	5/9/2012	481.65
52001300	M&S Oper WT	CC	31010295	5/9/2012	39.54
52001300	M&S Oper WT	CC	31010524	5/9/2012	8.54
52001400	M&S Oper TD	CC	31010404	5/9/2012	24.34
52001400	M&S Oper TD	CC	31010579	5/9/2012	11.43
52514906	Cust Edu-Bill Insert	ST	31009476	5/9/2012	219.99
52532013	Electricity WT	EE	70012275	5/9/2012	11.15
52532013	Electricity WT	EE	70012278	5/9/2012	20.87
52532014	Electricity TD	EE	70012276	5/9/2012	27.04
52532014	Electricity TD	EE	70012281	5/9/2012	1,011.78
52532014	Electricity TD	EE	70012283	5/9/2012	32.17
52532016	Electricity AG	EE	70012280	5/9/2012	5,380.83
52534000	Employee Expenses	CC	31010618	5/9/2012	50.00
52534200	Conferences & Reg	CC	31010523	5/9/2012	20.00
52534200	Conferences & Reg	CC	31010523	5/9/2012	60.00
52548014	Heating Oil/Gas TD	EE	70012272	5/9/2012	301.33
52548014	Heating Oil/Gas TD	EE	70012282	5/9/2012	29.93
52554500	Lab Supplies	CC	31010016	5/9/2012	202.29
52554500	Lab Supplies	CC	31010273	5/9/2012	32.43
52562013	Off&Adm Supplies WT	CC	31010619	5/9/2012	22.09
52562013	Off&Adm Supplies WT	CC	31010619	5/9/2012	40.20
52582013	Uniforms WT	CC	31010392	5/9/2012	144.04
52582013	Uniforms WT	CC	31010393	5/9/2012	55.44
52582013	Uniforms WT	CC	31010524	5/9/2012	160.31
57010015	Uncoll Accts Exp CA	JE	31010970	5/9/2012	(184.56)
62002100	M&S Maint SS	CC	31009811	5/9/2012	15.89
62002100	M&S Maint SS	CC	31010019	5/9/2012	306.55
62002300	M&S Maint WT	CC	31009902	5/9/2012	144.14
62002300	M&S Maint WT	CC	31010003	5/9/2012	134.82
62002300	M&S Maint WT	CC	31010004	5/9/2012	173.20
62002300	M&S Maint WT	CC	31010508	5/9/2012	31.21
62002300	M&S Maint WT	CC	31010509	5/9/2012	24.56
62002300	M&S Maint WT	CC	31010510	5/9/2012	135.95
62002300	M&S Maint WT	CC	31010525	5/9/2012	190.24
62002300	M&S Maint WT	CC	31010602	5/9/2012	92.50
62002300	M&S Maint WT	CC	31010644	5/9/2012	123.61
62002300	M&S Maint WT	CC	31010726	5/9/2012	128.37
62002300	M&S Maint WT	CC	31010727	5/9/2012	84.61
62002300	M&S Maint WT	CC	31010728	5/9/2012	147.39
62002300	M&S Maint WT	CC	31010734	5/9/2012	260.00
62002400	M&S Maint TD	CC	31010647	5/9/2012	391.95
40111000	Res Sales Billed	JE	31013544	5/10/2012	(124,830.83)
40111000	Res Sales Billed	JE	31013544	5/10/2012	(13,343.94)
40111000	Res Sales Billed	JE	31013544	5/10/2012	(6.35)
40111000	Res Sales Billed	JE	31013544	5/10/2012	(14.18)
40121000	Com Sales Billed	JE	31013544	5/10/2012	(60,927.62)
40121000	Com Sales Billed	JE	31013544	5/10/2012	(280.30)
40145000	Priv Fire Billed	JE	31013544	5/10/2012	(8,351.47)
40151000	Publ Auth Billed	JE	31013544	5/10/2012	(70,202.97)
40151000	Publ Auth Billed	JE	31013544	5/10/2012	(1,206.95)
40171000	Misc Sales Billed	JE	31013544	5/10/2012	(1.69)
40211000	Dom WW Svc Billed	JE	31013544	5/10/2012	(14.53)
40211000	Dom WW Svc Billed	JE	31013544	5/10/2012	(6.32)
40221000	Com WW Svc Billed	JE	31013544	5/10/2012	(1,295.14)
40310300	OthRev-CFO	PS	43089114	5/10/2012	(383.96)
40310300	OthRev-CFO	PS	43089115	5/10/2012	(200.00)
40310400	OthRev-NSF Ck Chrg	JE	31013544	5/10/2012	(120.00)

Kentucky American Water Company  
Case No. 2012-00520  
Response to PSC DR1, Item 31

Account	Description	Doc Type	Document Number	Posting Date	Amount
40310400	OthRev-NSF Ck Chrg	JE	31013544	5/10/2012	(12.00)
40310500	OthRev-Appl/InitFee	JE	31013544	5/10/2012	(2,340.00)
40310500	OthRev-Appl/InitFee	JE	31013544	5/10/2012	(182.00)
40310500	OthRev-Appl/InitFee	JE	31013544	5/10/2012	(104.00)
40310700	OthRev-Reconnct Fee	JE	31013544	5/10/2012	(1,820.00)
40310700	OthRev-Reconnct Fee	JE	31013544	5/10/2012	(208.00)
50101400	Labor Oper TD	PV	43089056	5/10/2012	56.14
50550000	Group Insur Expense	PS	43089098	5/10/2012	166,104.32
51510014	Purchased Power TD	EE	70012616	5/10/2012	24.31
52001300	M&S Oper WT	PV	43089059	5/10/2012	643.55
52001300	M&S Oper WT	PV	43089065	5/10/2012	294.74
52501600	Misc Oper AG	PS	43089242	5/10/2012	1,500.00
52503000	Advertising	PV	43089076	5/10/2012	43.09
52550016	Janitorial AG	PV	43089071	5/10/2012	300.00
52562516	Overnight Shippng AG	PV	43089052	5/10/2012	140.26
52574015	Telephone CA	TC	31010838	5/10/2012	49.47
52574015	Telephone CA	TC	31010932	5/10/2012	1,106.09
52574114	Cell Phone TD	TC	31010977	5/10/2012	720.32
52574114	Cell Phone TD	TC	31010977	5/10/2012	276.03
52574114	Cell Phone TD	TC	31010977	5/10/2012	47.36
52574116	Cell Phone AG	TC	31010977	5/10/2012	(0.07)
52574116	Cell Phone AG	TC	31010977	5/10/2012	47.41
52574116	Cell Phone AG	TC	31010977	5/10/2012	615.49
52574116	Cell Phone AG	TC	31010977	5/10/2012	95.06
52578011	Trash Removal SS	PV	43089053	5/10/2012	359.08
52578011	Trash Removal SS	PV	43089064	5/10/2012	247.89
53150013	Contr Svc-Other WT	PV	43089066	5/10/2012	50.00
53150013	Contr Svc-Other WT	PV	43089068	5/10/2012	50.00
53150013	Contr Svc-Other WT	PV	43089069	5/10/2012	50.00
53150014	Contr Svc-Other TD	PV	43089049	5/10/2012	315.00
53150014	Contr Svc-Other TD	PV	43089067	5/10/2012	84.00
53150014	Contr Svc-Other TD	PV	43089068	5/10/2012	20.00
53150014	Contr Svc-Other TD	PV	43089068	5/10/2012	419.00
53150016	Contr Svc-Other AG	PV	43089072	5/10/2012	28.42
53150016	Contr Svc-Other AG	PV	43089077	5/10/2012	312.90
57010015	Uncoll Accts Exp CA	JE	31013544	5/10/2012	(35.43)
57010015	Uncoll Accts Exp CA	JE	31013544	5/10/2012	(538.46)
62002300	M&S Maint WT	PV	43089058	5/10/2012	2,100.19
62002300	M&S Maint WT	PV	43089061	5/10/2012	172.71
62002300	M&S Maint WT	PV	43089062	5/10/2012	1,447.00
62002400	M&S Maint TD	PV	43089049	5/10/2012	504.14
62002400	M&S Maint TD	PV	43089067	5/10/2012	84.00
62002400	M&S Maint TD	PV	43089067	5/10/2012	343.67
62002400	M&S Maint TD	IR	730114	5/10/2012	(57.41)
62002400	M&S Maint TD	IR	730114	5/10/2012	(24.01)
62002400	M&S Maint TD	IR	730114	5/10/2012	(37.72)
62002400	M&S Maint TD	IR	730114	5/10/2012	(24.31)
62002400	M&S Maint TD	IR	730114	5/10/2012	(22.04)
62502600	Misc Maint AG	PV	43089078	5/10/2012	1,188.00
63150026	Contr Svc-Maint AG	PV	43089070	5/10/2012	287.00
75820000	Othr Income Deductns	PS	43089112	5/10/2012	500.00
75820000	Othr Income Deductns	PS	43089240	5/10/2012	500.00
75820000	Othr Income Deductns	PS	43089241	5/10/2012	500.00
40111000	Res Sales Billed	JE	31013593	5/11/2012	(211,511.79)
40111000	Res Sales Billed	JE	31013593	5/11/2012	(9,587.15)
40111000	Res Sales Billed	JE	31013593	5/11/2012	(13,272.04)
40121000	Com Sales Billed	JE	31013593	5/11/2012	(63,688.73)
40121000	Com Sales Billed	JE	31013593	5/11/2012	(42.84)
40121000	Com Sales Billed	JE	31013593	5/11/2012	(855.60)
40145000	Priv Fire Billed	JE	31013593	5/11/2012	(6,182.39)
40151000	Publ Auth Billed	JE	31013593	5/11/2012	(499.64)
40151000	Publ Auth Billed	JE	31013593	5/11/2012	(567.51)
40151000	Publ Auth Billed	JE	31013593	5/11/2012	(153.33)
40161000	SlS/Rsle Billed	JE	31013593	5/11/2012	(263.78)
40171000	Misc Sales Billed	JE	31013593	5/11/2012	(12.53)
40211000	Dom WW Svc Billed	JE	31013593	5/11/2012	(77.83)
40221000	Com WW Svc Billed	JE	31013593	5/11/2012	(268.69)
40251000	PubAuth WW Billed	JE	31013593	5/11/2012	(413.19)
40310400	OthRev-NSF Ck Chrg	JE	31013593	5/11/2012	(96.00)
40310500	OthRev-Appl/InitFee	JE	31013593	5/11/2012	(2,366.00)
40310500	OthRev-Appl/InitFee	JE	31013593	5/11/2012	(364.00)
40310500	OthRev-Appl/InitFee	JE	31013593	5/11/2012	(104.00)
40310500	OthRev-Appl/InitFee	JE	31013593	5/11/2012	(130.00)
40310700	OthRev-Reconnct Fee	JE	31013593	5/11/2012	(3,068.00)
40310700	OthRev-Reconnct Fee	JE	31013593	5/11/2012	(52.00)
40310700	OthRev-Reconnct Fee	JE	31013593	5/11/2012	(156.00)
50457000	Training	CC	31012304	5/11/2012	236.25



Kentucky American Water Company  
Case No. 2012-00520  
Response to PSC DR1, Item 31

Account	Description	Doc Type	Document Number	Posting Date	Amount
51010000	Purchased Water	CC	31013541	5/11/2012	1,107.80
52001300	M&S Oper WT	CC	31011703	5/11/2012	39.42
52001300	M&S Oper WT	CC	31011722	5/11/2012	38.56
52001300	M&S Oper WT	CC	31011853	5/11/2012	421.08
52001300	M&S Oper WT	CC	31012744	5/11/2012	29.64
52001300	M&S Oper WT	CC	31012924	5/11/2012	54.33
52001300	M&S Oper WT	CC	31013333	5/11/2012	8.54
52001300	M&S Oper WT	CC	31013536	5/11/2012	99.81
52001400	M&S Oper TD	CC	31011847	5/11/2012	15.89
52001400	M&S Oper TD	CC	31012543	5/11/2012	10.78
52001400	M&S Oper TD	CC	31013302	5/11/2012	78.84
52001600	M&S Oper AG	CC	31011456	5/11/2012	550.00
52001600	M&S Oper AG	CC	31013381	5/11/2012	67.45
52001600	M&S Oper AG	CC	31013382	5/11/2012	31.79
52001600	M&S Oper AG	CC	31013402	5/11/2012	11.00
52501300	Misc Oper WT	CC	31011704	5/11/2012	19.91
52501300	Misc Oper WT	CC	31012300	5/11/2012	38.40
52501300	Misc Oper WT	CC	31012301	5/11/2012	38.88
52501300	Misc Oper WT	CC	31012448	5/11/2012	34.97
52501300	Misc Oper WT	CC	31012449	5/11/2012	17.94
52501300	Misc Oper WT	CC	31012768	5/11/2012	31.79
52501300	Misc Oper WT	CC	31012870	5/11/2012	11.65
52501300	Misc Oper WT	CC	31013537	5/11/2012	42.39
52501600	Misc Oper AG	CC	31012931	5/11/2012	12.87
52501600	Misc Oper AG	CC	31013226	5/11/2012	125.70
52501600	Misc Oper AG	CC	31013376	5/11/2012	186.13
52501600	Misc Oper AG	CC	31013377	5/11/2012	38.16
52534000	Employee Expenses	CC	31012088	5/11/2012	484.53
52534000	Employee Expenses	CC	31013110	5/11/2012	50.00
52535000	Meals Deductible	CC	31011359	5/11/2012	8.98
52535000	Meals Deductible	CC	31011642	5/11/2012	8.67
52535000	Meals Deductible	CC	31011643	5/11/2012	8.35
52535000	Meals Deductible	CC	31011656	5/11/2012	8.20
52535000	Meals Deductible	CC	31011712	5/11/2012	11.00
52535000	Meals Deductible	CC	31011713	5/11/2012	7.42
52535000	Meals Deductible	CC	31011827	5/11/2012	6.30
52535000	Meals Deductible	CC	31011946	5/11/2012	21.75
52535000	Meals Deductible	CC	31011947	5/11/2012	9.09
52535000	Meals Deductible	CC	31011982	5/11/2012	7.63
52535000	Meals Deductible	CC	31011983	5/11/2012	9.75
52535000	Meals Deductible	CC	31012218	5/11/2012	7.36
52535000	Meals Deductible	CC	31012230	5/11/2012	69.53
52535000	Meals Deductible	CC	31012316	5/11/2012	47.72
52535000	Meals Deductible	CC	31012450	5/11/2012	17.42
52535000	Meals Deductible	CC	31013111	5/11/2012	23.06
52535000	Meals Deductible	CC	31013488	5/11/2012	82.07
52550013	Janitorial WT	CC	31012790	5/11/2012	242.82
52562013	Off&Adm Supplies WT	CC	31012156	5/11/2012	116.61
52562013	Off&Adm Supplies WT	CC	31013509	5/11/2012	48.29
52582013	Uniforms WT	CC	31012725	5/11/2012	127.07
52582013	Uniforms WT	CC	31012869	5/11/2012	100.00
52582013	Uniforms WT	CC	31013220	5/11/2012	89.56
52582013	Uniforms WT	CC	31013221	5/11/2012	55.44
52582013	Uniforms WT	CC	31013333	5/11/2012	46.98
52585000	Discounts Available	PK	62065626	5/11/2012	(15.35)
53150015	Contr Svc-Other CA	CC	31011964	5/11/2012	19.95
53151015	Contr Svc-Temp EE CA	PV	43089812	5/11/2012	908.38
53151015	Contr Svc-Temp EE CA	PV	43089813	5/11/2012	451.50
53151015	Contr Svc-Temp EE CA	PV	43089814	5/11/2012	634.25
53151015	Contr Svc-Temp EE CA	PV	43089815	5/11/2012	829.47
53151015	Contr Svc-Temp EE CA	PV	43089816	5/11/2012	834.85
53151015	Contr Svc-Temp EE CA	PV	43089817	5/11/2012	489.77
53151015	Contr Svc-Temp EE CA	PV	43089819	5/11/2012	451.50
53151015	Contr Svc-Temp EE CA	PV	43089820	5/11/2012	928.05
53151015	Contr Svc-Temp EE CA	PV	43089821	5/11/2012	1,800.63
55000016	Trans Oper AG	CC	31011518	5/11/2012	8.00
55000016	Trans Oper AG	CC	31011848	5/11/2012	8.00
55000016	Trans Oper AG	CC	31012217	5/11/2012	12.00
55000016	Trans Oper AG	CC	31012231	5/11/2012	42.39
57010015	Uncoll Accts Exp CA	JE	31013593	5/11/2012	(67.03)
57010015	Uncoll Accts Exp CA	JE	31013593	5/11/2012	(192.60)
62002100	M&S Maint SS	CC	31012350	5/11/2012	59.54
62002100	M&S Maint SS	CC	31012571	5/11/2012	83.06
62002100	M&S Maint SS	CC	31012855	5/11/2012	336.68
62002300	M&S Maint WT	CC	31011545	5/11/2012	1,115.46
62002300	M&S Maint WT	CC	31011671	5/11/2012	447.10
62002300	M&S Maint WT	CC	31012349	5/11/2012	162.83

Kentucky American Water Company  
Case No. 2012-00520  
Response to PSC DR1, Item 31

Account	Description	Doc Type	Document Number	Posting Date	Amount
62002300	M&S Maint WT	CC	31012542	5/11/2012	181.32
62002300	M&S Maint WT	CC	31012570	5/11/2012	189.31
75820000	Othr Income Deductns	CC	31013000	5/11/2012	20.09
75820000	Othr Income Deductns	CC	31013375	5/11/2012	32.23
50101400	Labor Oper TD	ST	31013563	5/12/2012	3.37
52001300	M&S Oper WT	ST	31013563	5/12/2012	38.61
62002400	M&S Maint TD	IR	730340	5/12/2012	(52.79)
62002400	M&S Maint TD	IR	730340	5/12/2012	(45.28)
62002400	M&S Maint TD	IR	730342	5/12/2012	(842.81)
62002400	M&S Maint TD	IR	730342	5/12/2012	(76.66)
62002400	M&S Maint TD	IR	730344	5/12/2012	(37.72)
50101300	Labor Oper WT	T2	47168	5/13/2012	887.00
50101300	Labor Oper WT	T2	47168	5/13/2012	728.96
50101300	Labor Oper WT	T2	47168	5/13/2012	14,268.39
50101300	Labor Oper WT	T2	47168	5/13/2012	14,311.60
50101300	Labor Oper WT	T2	47168	5/13/2012	9,847.92
50101305	Labor Oper WT SupEng	T2	47168	5/13/2012	8,148.77
50101305	Labor Oper WT SupEng	T2	47168	5/13/2012	1,432.92
50101305	Labor Oper WT SupEng	T2	47168	5/13/2012	9,786.23
50101305	Labor Oper WT SupEng	T2	47168	5/13/2012	3,107.58
50101305	Labor Oper WT SupEng	T2	47168	5/13/2012	2,801.30
50101305	Labor Oper WT SupEng	T2	47168	5/13/2012	4,182.58
50101305	Labor Oper WT SupEng	T2	47168	5/13/2012	236.55
50101305	Labor Oper WT SupEng	T2	47168	5/13/2012	7,615.88
50101305	Labor Oper WT SupEng	T2	47168	5/13/2012	129.94
50101400	Labor Oper TD	T2	47168	5/13/2012	32,351.16
50101400	Labor Oper TD	T2	47168	5/13/2012	1,554.53
50101400	Labor Oper TD	T2	47168	5/13/2012	308.58
50101400	Labor Oper TD	T2	47168	5/13/2012	900.22
50101400	Labor Oper TD	T2	47168	5/13/2012	2,128.99
50101400	Labor Oper TD	T2	47171	5/13/2012	10,687.50
50101405	Labor Oper TD SupEng	T2	47168	5/13/2012	1,607.70
50101405	Labor Oper TD SupEng	T2	47168	5/13/2012	470.95
50101405	Labor Oper TD SupEng	T2	47168	5/13/2012	1,820.69
50101405	Labor Oper TD SupEng	T2	47168	5/13/2012	969.39
50101415	Labor Oper TD Lines	T2	47168	5/13/2012	4,906.17
50101415	Labor Oper TD Lines	T2	47168	5/13/2012	1,141.98
50101415	Labor Oper TD Lines	T2	47168	5/13/2012	1,403.48
50101420	Labor Oper TD Meter	T2	47168	5/13/2012	21,889.87
50101500	Labor Oper CA	T2	47168	5/13/2012	148.45
50101500	Labor Oper CA	T2	47168	5/13/2012	492.69
50101510	Labor Oper CA MtrRd	T2	47168	5/13/2012	11,803.16
50101520	Labor Oper CA CstSrv	T2	47168	5/13/2012	2,359.42
50101600	Labor Oper AG	T2	47168	5/13/2012	18,046.33
50101600	Labor Oper AG	T2	47168	5/13/2012	1,064.36
50101600	Labor Oper AG	T2	47168	5/13/2012	4,344.59
50101600	Labor Oper AG	T2	47168	5/13/2012	7,871.52
50101600	Labor Oper AG	T2	47168	5/13/2012	0.00
50101600	Labor Oper AG	T2	47168	5/13/2012	315.38
50101600	Labor Oper AG	T2	47168	5/13/2012	574.29
50101600	Labor Oper AG	T2	47168	5/13/2012	2,598.20
50102200	Labor Maint P	T2	47168	5/13/2012	3,341.52
50102200	Labor Maint P	T2	47168	5/13/2012	1,179.36
50102300	Labor Maint WT	T2	47168	5/13/2012	982.80
50102300	Labor Maint WT	T2	47168	5/13/2012	1,965.60
50102400	Labor Maint TD	T2	47168	5/13/2012	2,259.25
50102410	Labor Mnt TD Str&Imp	T2	47168	5/13/2012	69.21
50102420	Labor Mnt TD Mains	T2	47168	5/13/2012	2,897.96
50102420	Labor Mnt TD Mains	T2	47168	5/13/2012	364.00
50102420	Labor Mnt TD Mains	T2	47168	5/13/2012	3,687.24
50102420	Labor Mnt TD Mains	T2	47168	5/13/2012	1,180.53
50102430	Labor Mnt TD Service	T2	47168	5/13/2012	8,017.66
50102430	Labor Mnt TD Service	T2	47168	5/13/2012	23.07
50102430	Labor Mnt TD Service	T2	47168	5/13/2012	410.73
50102430	Labor Mnt TD Service	T2	47168	5/13/2012	579.45
50102435	Labor Mnt TD Meter	T2	47168	5/13/2012	1,965.60
50102435	Labor Mnt TD Meter	T2	47168	5/13/2012	370.24
50102435	Labor Mnt TD Meter	T2	47168	5/13/2012	115.28
50102440	Labor Mnt TD Hydrant	T2	47168	5/13/2012	2,408.75
50102440	Labor Mnt TD Hydrant	T2	47168	5/13/2012	36.26
50102440	Labor Mnt TD Hydrant	T2	47168	5/13/2012	2,864.15
50111300	LaborOper NS OT WT	T2	47168	5/13/2012	64.31
50111300	LaborOper NS OT WT	T2	47168	5/13/2012	249.47
50111300	LaborOper NS OT WT	T2	47168	5/13/2012	33.26
50111300	LaborOper NS OT WT	T2	47168	5/13/2012	4,571.02
50111300	LaborOper NS OT WT	T2	47168	5/13/2012	546.81
50111300	LaborOper NS OT WT	T2	47168	5/13/2012	2,640.63

Kentucky American Water Company  
Case No. 2012-00520  
Response to PSC DR1, Item 31

Account	Description	Doc Type	Document Number	Posting Date	Amount
50111300	LaborOper NS OT WT	T2	47168	5/13/2012	35.36
50111305	LaborOperNS OT WT SE	T2	47168	5/13/2012	363.34
50111305	LaborOperNS OT WT SE	T2	47168	5/13/2012	359.78
50111305	LaborOperNS OT WT SE	T2	47168	5/13/2012	94.35
50111400	LaborOper NS OT TD	T2	47168	5/13/2012	189.11
50111400	LaborOper NS OT TD	T2	47168	5/13/2012	39.85
50111415	LaborOperNS OT TD Ln	T2	47168	5/13/2012	154.15
50111420	LaborOperNS OT TD Mt	T2	47168	5/13/2012	4,382.52
50111500	LaborOper NS OT CA	T2	47168	5/13/2012	63.18
50111510	LaborOperNS OT CA MR	T2	47168	5/13/2012	1,345.62
50111520	LaborOperNS OT CA CS	T2	47168	5/13/2012	106.43
50112200	LaborMaint NS OT P	T2	47168	5/13/2012	221.74
50112200	LaborMaint NS OT P	T2	47168	5/13/2012	245.70
50112300	LaborMaint NS OT WT	T2	47168	5/13/2012	37.46
50112400	LaborMaint NS OT TD	T2	47168	5/13/2012	49.23
50112420	LaborMaintNSOT TD Mn	T2	47168	5/13/2012	185.73
50112420	LaborMaintNSOT TD Mn	T2	47168	5/13/2012	375.33
50112430	LaborMaintNSOT TD Sv	T2	47168	5/13/2012	169.05
50112430	LaborMaintNSOT TD Sv	T2	47168	5/13/2012	303.17
50112435	LaborMaintNSOT TD Mt	T2	47168	5/13/2012	18.43
50112440	LaborMaintNSOT TD Hy	T2	47168	5/13/2012	168.56
50171000	Annual Incent Plan	T3	47169	5/13/2012	3,768.09
50171000	Annual Incent Plan	T3	47169	5/13/2012	775.37
50171000	Annual Incent Plan	T3	47169	5/13/2012	212.87
50171000	Annual Incent Plan	T3	47169	5/13/2012	271.37
50171000	Annual Incent Plan	T3	47169	5/13/2012	692.72
50171000	Annual Incent Plan	T3	47169	5/13/2012	1,463.30
50171000	Annual Incent Plan	T3	47169	5/13/2012	2,407.71
50171000	Annual Incent Plan	T3	47169	5/13/2012	582.70
50171000	Annual Incent Plan	T3	47169	5/13/2012	257.25
50171000	Annual Incent Plan	T3	47169	5/13/2012	321.54
50421000	401k Expense	T3	47169	5/13/2012	361.02
50421000	401k Expense	T3	47169	5/13/2012	42.57
50421000	401k Expense	T3	47169	5/13/2012	40.78
50421000	401k Expense	T3	47169	5/13/2012	206.33
50421000	401k Expense	T3	47169	5/13/2012	142.08
50421000	401k Expense	T3	47169	5/13/2012	1,567.56
50421000	401k Expense	T3	47169	5/13/2012	4.72
50421000	401k Expense	T3	47169	5/13/2012	1.45
50421000	401k Expense	T3	47169	5/13/2012	41.34
50421000	401k Expense	T3	47169	5/13/2012	157.22
50421000	401k Expense	T3	47169	5/13/2012	45.93
50421000	401k Expense	T3	47169	5/13/2012	49.05
50421000	401k Expense	T3	47169	5/13/2012	31.31
50421000	401k Expense	T3	47169	5/13/2012	0.23
50421000	401k Expense	T3	47169	5/13/2012	11.31
50421000	401k Expense	T3	47169	5/13/2012	9.25
50421000	401k Expense	T3	47169	5/13/2012	4.61
50421000	401k Expense	T3	47169	5/13/2012	7.72
50421000	401k Expense	T3	47169	5/13/2012	213.36
50421000	401k Expense	T3	47169	5/13/2012	275.55
50421000	401k Expense	T3	47169	5/13/2012	438.88
50421000	401k Expense	T3	47169	5/13/2012	321.37
50421000	401k Expense	T3	47169	5/13/2012	5.91
50421000	401k Expense	T3	47169	5/13/2012	167.81
50421000	401k Expense	T3	47169	5/13/2012	142.11
50421000	401k Expense	T3	47169	5/13/2012	82.55
50421000	401k Expense	T3	47169	5/13/2012	18.23
50421000	401k Expense	T3	47169	5/13/2012	18.22
50421000	401k Expense	T3	47169	5/13/2012	5.20
50422000	DCP Expense	T3	47169	5/13/2012	205.47
50422000	DCP Expense	T3	47169	5/13/2012	142.47
50422000	DCP Expense	T3	47169	5/13/2012	211.18
50422000	DCP Expense	T3	47169	5/13/2012	475.46
50422000	DCP Expense	T3	47169	5/13/2012	82.06
50422000	DCP Expense	T3	47169	5/13/2012	2,190.79
50422000	DCP Expense	T3	47169	5/13/2012	18.62
50422000	DCP Expense	T3	47169	5/13/2012	9.52
50422000	DCP Expense	T3	47169	5/13/2012	48.45
50422000	DCP Expense	T3	47169	5/13/2012	193.80
50422000	DCP Expense	T3	47169	5/13/2012	190.96
50422000	DCP Expense	T3	47169	5/13/2012	82.07
50422000	DCP Expense	T3	47169	5/13/2012	44.82
50422000	DCP Expense	T3	47169	5/13/2012	2.42
50422000	DCP Expense	T3	47169	5/13/2012	37.54
50422000	DCP Expense	T3	47169	5/13/2012	15.13
50422000	DCP Expense	T3	47169	5/13/2012	103.99

Kentucky American Water Company  
Case No. 2012-00520  
Response to PSC DR1, Item 31

Account	Description	Doc Type	Document Number	Posting Date	Amount
50422000	DCP Expense	T3	47169	5/13/2012	417.88
50422000	DCP Expense	T3	47169	5/13/2012	586.34
50422000	DCP Expense	T3	47169	5/13/2012	542.01
50422000	DCP Expense	T3	47169	5/13/2012	182.48
50422000	DCP Expense	T3	47169	5/13/2012	84.41
50422000	DCP Expense	T3	47169	5/13/2012	112.03
50422000	DCP Expense	T3	47169	5/13/2012	21.10
50422000	DCP Expense	T3	47169	5/13/2012	21.10
50510100	PBOP Cap Credits	T3	47169	5/13/2012	18,693.25
50510100	PBOP Cap Credits	T3	47169	5/13/2012	47.70
50510100	PBOP Cap Credits	T3	47169	5/13/2012	171.28
50510100	PBOP Cap Credits	T3	47169	5/13/2012	126.18
50510100	PBOP Cap Credits	T3	47169	5/13/2012	160.67
50510100	PBOP Cap Credits	T3	47169	5/13/2012	12.90
50510100	PBOP Cap Credits	T3	47169	5/13/2012	58.13
50510100	PBOP Cap Credits	T3	47169	5/13/2012	48.44
50550000	Group Insur Expense	T3	47169	5/13/2012	18.13
50550000	Group Insur Expense	T3	47169	5/13/2012	54.56
50550000	Group Insur Expense	T3	47169	5/13/2012	922.04
50550000	Group Insur Expense	T3	47169	5/13/2012	3.94
50550000	Group Insur Expense	T3	47169	5/13/2012	17.21
50550000	Group Insur Expense	T3	47169	5/13/2012	34.00
50550000	Group Insur Expense	T3	47169	5/13/2012	704.88
50550000	Group Insur Expense	T3	47169	5/13/2012	222.88
50550000	Group Insur Expense	T3	47169	5/13/2012	569.89
50550000	Group Insur Expense	T3	47169	5/13/2012	24.04
50550000	Group Insur Expense	T3	47169	5/13/2012	128.47
50550100	Group Ins Cap Credits	T3	47169	5/13/2012	42,981.24
50550100	Group Ins Cap Credits	T3	47169	5/13/2012	106.55
50550100	Group Ins Cap Credits	T3	47169	5/13/2012	12.14
50550100	Group Ins Cap Credits	T3	47169	5/13/2012	344.05
50550100	Group Ins Cap Credits	T3	47169	5/13/2012	903.24
50550100	Group Ins Cap Credits	T3	47169	5/13/2012	570.94
50550100	Group Ins Cap Credits	T3	47169	5/13/2012	580.15
50550100	Group Ins Cap Credits	T3	47169	5/13/2012	188.32
50550100	Group Ins Cap Credits	T3	47169	5/13/2012	6.44
50550100	Group Ins Cap Credits	T3	47169	5/13/2012	115.93
50550100	Group Ins Cap Credits	T3	47169	5/13/2012	68.87
50550100	Group Ins Cap Credits	T3	47169	5/13/2012	34.30
50550100	Group Ins Cap Credits	T3	47169	5/13/2012	57.40
50550100	Group Ins Cap Credits	T3	47169	5/13/2012	268.95
50610100	Pension Cap Credits	T3	47169	5/13/2012	29,051.89
50610100	Pension Cap Credits	T3	47169	5/13/2012	74.13
50610100	Pension Cap Credits	T3	47169	5/13/2012	266.18
50610100	Pension Cap Credits	T3	47169	5/13/2012	196.08
50610100	Pension Cap Credits	T3	47169	5/13/2012	249.71
50610100	Pension Cap Credits	T3	47169	5/13/2012	20.05
50610100	Pension Cap Credits	T3	47169	5/13/2012	90.36
50610100	Pension Cap Credits	T3	47169	5/13/2012	75.29
52535000	Meals Deductible	T3	47169	5/13/2012	12.50
52535000	Meals Deductible	T3	47169	5/13/2012	7.50
52535000	Meals Deductible	T3	47169	5/13/2012	5.00
55000100	Trans Cap Credits	T3	47169	5/13/2012	1,273.47
55000100	Trans Cap Credits	T3	47169	5/13/2012	44.95
55000100	Trans Cap Credits	T3	47169	5/13/2012	37.78
55000100	Trans Cap Credits	T3	47169	5/13/2012	308.47
55000100	Trans Cap Credits	T3	47169	5/13/2012	563.44
55000100	Trans Cap Credits	T3	47169	5/13/2012	4,032.00
55000100	Trans Cap Credits	T3	47169	5/13/2012	102.66
55000100	Trans Cap Credits	T3	47169	5/13/2012	6,525.71
55000100	Trans Cap Credits	T3	47169	5/13/2012	40.67
55000100	Trans Cap Credits	T3	47169	5/13/2012	4.63
55000100	Trans Cap Credits	T3	47169	5/13/2012	131.33
55000100	Trans Cap Credits	T3	47169	5/13/2012	344.79
55000100	Trans Cap Credits	T3	47169	5/13/2012	217.95
55000100	Trans Cap Credits	T3	47169	5/13/2012	221.46
55000100	Trans Cap Credits	T3	47169	5/13/2012	71.89
55000100	Trans Cap Credits	T3	47169	5/13/2012	2.46
55000100	Trans Cap Credits	T3	47169	5/13/2012	44.25
55000100	Trans Cap Credits	T3	47169	5/13/2012	26.26
55000100	Trans Cap Credits	T3	47169	5/13/2012	13.10
55000100	Trans Cap Credits	T3	47169	5/13/2012	21.91
55000100	Trans Cap Credits	T3	47169	5/13/2012	709.81
55000100	Trans Cap Credits	T3	47169	5/13/2012	1,290.96
55000100	Trans Cap Credits	T3	47169	5/13/2012	648.88
55000100	Trans Cap Credits	T3	47169	5/13/2012	398.21
55000100	Trans Cap Credits	T3	47169	5/13/2012	450.65

Kentucky American Water Company  
Case No. 2012-00520  
Response to PSC DR1, Item 31

Account	Description	Doc Type	Document Number	Posting Date	Amount
55000100	Trans Cap Credits	T3	47169	5/13/2012	122.57
55720100	Ins W/C Cap Credits	T3	47169	5/13/2012	4,390.63
55720100	Ins W/C Cap Credits	T3	47169	5/13/2012	10.89
55720100	Ins W/C Cap Credits	T3	47169	5/13/2012	1.24
55720100	Ins W/C Cap Credits	T3	47169	5/13/2012	35.14
55720100	Ins W/C Cap Credits	T3	47169	5/13/2012	92.24
55720100	Ins W/C Cap Credits	T3	47169	5/13/2012	58.33
55720100	Ins W/C Cap Credits	T3	47169	5/13/2012	59.27
55720100	Ins W/C Cap Credits	T3	47169	5/13/2012	19.23
55720100	Ins W/C Cap Credits	T3	47169	5/13/2012	0.66
55720100	Ins W/C Cap Credits	T3	47169	5/13/2012	11.84
55720100	Ins W/C Cap Credits	T3	47169	5/13/2012	7.03
55720100	Ins W/C Cap Credits	T3	47169	5/13/2012	3.50
55720100	Ins W/C Cap Credits	T3	47169	5/13/2012	5.87
55720100	Ins W/C Cap Credits	T3	47169	5/13/2012	27.47
68532000	FUTA	T3	47169	5/13/2012	13.51
68532000	FUTA	T3	47169	5/13/2012	13.13
68532000	FUTA	T3	47169	5/13/2012	11.88
68533000	FICA	T3	47169	5/13/2012	631.18
68533000	FICA	T3	47169	5/13/2012	77.56
68533000	FICA	T3	47169	5/13/2012	316.45
68533000	FICA	T3	47169	5/13/2012	570.95
68533000	FICA	T3	47169	5/13/2012	760.31
68533000	FICA	T3	47169	5/13/2012	103.30
68533000	FICA	T3	47169	5/13/2012	6,741.97
68533000	FICA	T3	47169	5/13/2012	26.44
68533000	FICA	T3	47169	5/13/2012	2.62
68533000	FICA	T3	47169	5/13/2012	117.70
68533000	FICA	T3	47169	5/13/2012	358.74
68533000	FICA	T3	47169	5/13/2012	206.77
68533000	FICA	T3	47169	5/13/2012	269.63
68533000	FICA	T3	47169	5/13/2012	84.17
68533000	FICA	T3	47169	5/13/2012	1.66
68533000	FICA	T3	47169	5/13/2012	30.29
68533000	FICA	T3	47169	5/13/2012	28.32
68533000	FICA	T3	47169	5/13/2012	8.59
68533000	FICA	T3	47169	5/13/2012	23.62
68533000	FICA	T3	47169	5/13/2012	829.37
68533000	FICA	T3	47169	5/13/2012	2,030.02
68533000	FICA	T3	47169	5/13/2012	1,406.42
68533000	FICA	T3	47169	5/13/2012	1,280.66
68533000	FICA	T3	47169	5/13/2012	17.19
68533000	FICA	T3	47169	5/13/2012	626.50
68533000	FICA	T3	47169	5/13/2012	391.54
68533000	FICA	T3	47169	5/13/2012	423.02
68533000	FICA	T3	47169	5/13/2012	131.49
68533000	FICA	T3	47169	5/13/2012	70.47
68533000	FICA	T3	47169	5/13/2012	9.78
68533000	FICA	T3	47172	5/13/2012	817.59
68535000	SUTA	T3	47169	5/13/2012	33.47
68535000	SUTA	T3	47169	5/13/2012	32.31
68535000	SUTA	T3	47169	5/13/2012	4.39
68535000	SUTA	T3	47169	5/13/2012	27.73
71521000	M&J Expenses	T2	47168	5/13/2012	292.69
71521000	M&J Expenses	T2	47168	5/13/2012	198.21
71521000	M&J Expenses	T2	47168	5/13/2012	(18.41)
71521000	M&J Expenses	T2	47168	5/13/2012	202.28
71521000	M&J Expenses	T2	47168	5/13/2012	115.27
71521000	M&J Expenses	T2	47168	5/13/2012	85.84
71521000	M&J Expenses	T2	47168	5/13/2012	76.09
71521000	M&J Expenses	T2	47168	5/13/2012	202.98
71521000	M&J Expenses	T2	47168	5/13/2012	220.69
71521000	M&J Expenses	T2	47168	5/13/2012	184.89
71521000	M&J Expenses	T2	47168	5/13/2012	534.59
71521000	M&J Expenses	T2	47168	5/13/2012	555.82
71521000	M&J Expenses	T3	47169	5/13/2012	64.86
71521000	M&J Expenses	T3	47169	5/13/2012	66.55
71521000	M&J Expenses	T3	47169	5/13/2012	(3.26)
71521000	M&J Expenses	T3	47169	5/13/2012	54.61
71521000	M&J Expenses	T3	47169	5/13/2012	24.54
71521000	M&J Expenses	T3	47169	5/13/2012	20.91
71521000	M&J Expenses	T3	47169	5/13/2012	20.98
71521000	M&J Expenses	T3	47169	5/13/2012	40.26
71521000	M&J Expenses	T3	47169	5/13/2012	42.24
71521000	M&J Expenses	T3	47169	5/13/2012	75.21
71521000	M&J Expenses	T3	47169	5/13/2012	130.19
71521000	M&J Expenses	T3	47169	5/13/2012	157.06

Kentucky American Water Company  
Case No. 2012-00520  
Response to PSC DR1, Item 31

Account	Description	Doc Type	Document Number	Posting Date	Amount
71521000	M&J Expenses	T3	47169	5/13/2012	21.41
71521000	M&J Expenses	T3	47169	5/13/2012	14.37
71521000	M&J Expenses	T3	47169	5/13/2012	(1.31)
71521000	M&J Expenses	T3	47169	5/13/2012	14.71
71521000	M&J Expenses	T3	47169	5/13/2012	8.31
71521000	M&J Expenses	T3	47169	5/13/2012	6.21
71521000	M&J Expenses	T3	47169	5/13/2012	5.48
71521000	M&J Expenses	T3	47169	5/13/2012	14.66
71521000	M&J Expenses	T3	47169	5/13/2012	16.00
71521000	M&J Expenses	T3	47169	5/13/2012	13.51
71521000	M&J Expenses	T3	47169	5/13/2012	38.73
71521000	M&J Expenses	T3	47169	5/13/2012	40.62
40111000	Res Sales Billed	JE	31013770	5/14/2012	(108,454.36)
40111000	Res Sales Billed	JE	31013770	5/14/2012	(18.75)
40121000	Com Sales Billed	JE	31013770	5/14/2012	(55,636.44)
40121000	Com Sales Billed	JE	31013770	5/14/2012	(28.85)
40131000	Ind Sales Billed	JE	31013770	5/14/2012	(4,849.41)
40145000	Priv Fire Billed	JE	31013770	5/14/2012	(4,542.86)
40151000	Publ Auth Billed	JE	31013770	5/14/2012	(9,138.44)
40310400	OthRev-NSF Ck Chrg	JE	31013770	5/14/2012	(192.00)
40310500	OthRev-Appl/InitFee	JE	31013770	5/14/2012	(1,638.00)
40310500	OthRev-Appl/InitFee	JE	31013770	5/14/2012	(78.00)
40310700	OthRev-Reconnct Fee	JE	31013770	5/14/2012	(2,184.00)
51510013	Purchased Power WT	EE	70012987	5/14/2012	67.44
51510014	Purchased Power TD	EE	70012937	5/14/2012	75.00
52526000	Credit Line Fees	PS	43090537	5/14/2012	3,333.33
52526000	Credit Line Fees	PS	43090538	5/14/2012	3,333.33
52527000	Directors Fees	PS	43090536	5/14/2012	3,333.33
52532014	Electricity TD	EE	70012938	5/14/2012	20.65
52532014	Electricity TD	EE	70012986	5/14/2012	146.29
52585000	Discounts Available	PN	7973	5/14/2012	(105.38)
52585000	Discounts Available	PN	7973	5/14/2012	(14.82)
52585000	Discounts Available	PN	7973	5/14/2012	(6.87)
52585000	Discounts Available	PX	6920	5/14/2012	(191.92)
52585000	Discounts Available	PX	6920	5/14/2012	(55.18)
57010015	Uncoll Accts Exp CA	JE	31013770	5/14/2012	(1,583.73)
59021000	Gains/LossesUP Sales	RI	10179188	5/14/2012	(18,600.00)
40111000	Res Sales Billed	JE	31013828	5/15/2012	(125,861.27)
40111000	Res Sales Billed	JE	31013828	5/15/2012	(2.08)
40111000	Res Sales Billed	JE	31013828	5/15/2012	(13.18)
40111000	Res Sales Billed	JE	31013828	5/15/2012	(57.56)
40121000	Com Sales Billed	JE	31013828	5/15/2012	(49,391.46)
40145000	Priv Fire Billed	JE	31013828	5/15/2012	(4,697.80)
40151000	Publ Auth Billed	JE	31013828	5/15/2012	(7,188.61)
40211000	Dom WW Svc Billed	JE	31013828	5/15/2012	(41.50)
40211000	Dom WW Svc Billed	JE	31013828	5/15/2012	(7.48)
40310400	OthRev-NSF Ck Chrg	JE	31013828	5/15/2012	(24.00)
40310500	OthRev-Appl/InitFee	JE	31013828	5/15/2012	(2,262.00)
40310700	OthRev-Reconnct Fee	JE	31013828	5/15/2012	26.00
40310700	OthRev-Reconnct Fee	JE	31013828	5/15/2012	(3,250.00)
51510012	Purchased Power P	EE	70013169	5/15/2012	716.67
51510012	Purchased Power P	EE	70013173	5/15/2012	44.56
51510012	Purchased Power P	EE	70013221	5/15/2012	24.90
51510013	Purchased Power WT	EE	70013174	5/15/2012	2,388.57
51510013	Purchased Power WT	EE	70013177	5/15/2012	72.65
51510014	Purchased Power TD	EE	70013171	5/15/2012	42.42
51510014	Purchased Power TD	EE	70013175	5/15/2012	54.77
52532014	Electricity TD	EE	70013165	5/15/2012	150.36
52532014	Electricity TD	EE	70013167	5/15/2012	57.75
52532014	Electricity TD	EE	70013168	5/15/2012	56.10
52532014	Electricity TD	EE	70013170	5/15/2012	19.14
52532014	Electricity TD	EE	70013172	5/15/2012	70.02
52532014	Electricity TD	EE	70013176	5/15/2012	19.98
52532014	Electricity TD	EE	70013178	5/15/2012	42.95
52532016	Electricity AG	EE	70013166	5/15/2012	53.16
52549000	Injuries and Damages	PS	43091749	5/15/2012	4,000.00
52549000	Injuries and Damages	PS	43091750	5/15/2012	3,125.00
52549000	Injuries and Damages	PS	43094466	5/15/2012	10,687.50
52574016	Telephone AG	TC	31013723	5/15/2012	20.25
52585000	Discounts Available	PK	62065644	5/15/2012	(9.49)
53150015	Contr Svc-Other CA	TC	31013630	5/15/2012	14.95
55000016	Trans Oper AG	PS	43091748	5/15/2012	26.12
57010015	Uncoll Accts Exp CA	JE	31013828	5/15/2012	(9.16)
40111000	Res Sales Billed	JE	31014002	5/16/2012	(124,277.05)
40111000	Res Sales Billed	JE	31014002	5/16/2012	(46.58)
40121000	Com Sales Billed	JE	31014002	5/16/2012	(61,327.82)
40131000	Ind Sales Billed	JE	31014002	5/16/2012	(216.29)

Kentucky American Water Company  
Case No. 2012-00520  
Response to PSC DR1, Item 31

Account	Description	Doc Type	Document Number	Posting Date	Amount
40145000	Priv Fire Billed	JE	31014002	5/16/2012	(3,025.75)
40151000	Publ Auth Billed	JE	31014002	5/16/2012	(9,011.41)
40211000	Dom WW Svc Billed	JE	31014002	5/16/2012	(20.75)
40310400	OthRev-NSF Ck Chrg	JE	31014002	5/16/2012	(180.00)
40310400	OthRev-NSF Ck Chrg	JE	31014002	5/16/2012	(12.00)
40310500	OthRev-Appl/InitFee	JE	31014002	5/16/2012	(1,456.00)
40310500	OthRev-Appl/InitFee	JE	31014002	5/16/2012	(78.00)
40310700	OthRev-Reconnct Fee	JE	31014002	5/16/2012	(3,172.00)
51510012	Purchased Power P	EE	70013472	5/16/2012	40.99
51510012	Purchased Power P	EE	70013477	5/16/2012	151.61
51510012	Purchased Power P	EE	70013559	5/16/2012	20.67
51510013	Purchased Power WT	EE	70013504	5/16/2012	46,019.71
51510014	Purchased Power TD	EE	70013473	5/16/2012	92.02
51510014	Purchased Power TD	EE	70013475	5/16/2012	46.69
51510014	Purchased Power TD	EE	70013483	5/16/2012	19.41
51510014	Purchased Power TD	EE	70013486	5/16/2012	104.33
52501600	Misc Oper AG	PS	43092861	5/16/2012	9.00
52532014	Electricity TD	EE	70013474	5/16/2012	18.67
52532014	Electricity TD	EE	70013478	5/16/2012	435.98
52532014	Electricity TD	EE	70013479	5/16/2012	110.66
52532014	Electricity TD	EE	70013480	5/16/2012	37.66
52532014	Electricity TD	EE	70013481	5/16/2012	310.91
52532014	Electricity TD	EE	70013482	5/16/2012	49.38
52532014	Electricity TD	EE	70013484	5/16/2012	20.78
52532014	Electricity TD	EE	70013485	5/16/2012	20.33
52532014	Electricity TD	EE	70013558	5/16/2012	32.19
52532016	Electricity AG	EE	70013476	5/16/2012	174.73
52548014	Heating Oil/Gas TD	EE	70013316	5/16/2012	32.78
53150015	Contr Svc-Other CA	PV	43092580	5/16/2012	5,933.25
53155000	Contr Svc-Legal	PV	43092994	5/16/2012	671.09
57010015	Uncoll Accts Exp CA	JE	31014002	5/16/2012	(27.59)
57010015	Uncoll Accts Exp CA	JE	31014002	5/16/2012	(211.23)
62002400	M&S Maint TD	IR	730831	5/16/2012	(842.81)
62002400	M&S Maint TD	IR	730831	5/16/2012	(76.66)
62002400	M&S Maint TD	IR	730831	5/16/2012	(80.45)
62002400	M&S Maint TD	IR	730831	5/16/2012	(44.04)
62002400	M&S Maint TD	IR	730832	5/16/2012	(152.50)
62002400	M&S Maint TD	IR	730832	5/16/2012	(40.19)
62002400	M&S Maint TD	IR	730832	5/16/2012	(25.26)
62002400	M&S Maint TD	IR	730832	5/16/2012	(105.10)
62002400	M&S Maint TD	IR	730832	5/16/2012	(15.07)
62002400	M&S Maint TD	IR	730833	5/16/2012	(80.45)
71521000	M&J Expenses	II	730838	5/16/2012	842.81
71521000	M&J Expenses	II	730838	5/16/2012	76.66
71521000	M&J Expenses	II	730838	5/16/2012	80.45
71521000	M&J Expenses	II	730838	5/16/2012	44.04
40111000	Res Sales Billed	JE	31014110	5/17/2012	(155,522.26)
40111000	Res Sales Billed	JE	31014110	5/17/2012	(18,308.89)
40111000	Res Sales Billed	JE	31014110	5/17/2012	(16.85)
40121000	Com Sales Billed	JE	31014110	5/17/2012	(139,155.42)
40121000	Com Sales Billed	JE	31014110	5/17/2012	(358.06)
40131000	Ind Sales Billed	JE	31014110	5/17/2012	(337.01)
40145000	Priv Fire Billed	JE	31014110	5/17/2012	(15,773.20)
40151000	Publ Auth Billed	JE	31014110	5/17/2012	(34,913.64)
40171000	Misc Sales Billed	JE	31014110	5/17/2012	(864.55)
40310400	OthRev-NSF Ck Chrg	JE	31014110	5/17/2012	(120.00)
40310500	OthRev-Appl/InitFee	JE	31014110	5/17/2012	(2,184.00)
40310500	OthRev-Appl/InitFee	JE	31014110	5/17/2012	(52.00)
40310500	OthRev-Appl/InitFee	JE	31014110	5/17/2012	(286.00)
40310700	OthRev-Reconnct Fee	JE	31014110	5/17/2012	(4,628.00)
40310700	OthRev-Reconnct Fee	JE	31014110	5/17/2012	(338.00)
52001600	M&S Oper AG	PV	43093676	5/17/2012	52.14
52501400	Misc Oper TD	TC	31013888	5/17/2012	92.20
52501400	Misc Oper TD	PD	43094098	5/17/2012	(127.56)
52501600	Misc Oper AG	PV	43093712	5/17/2012	1,781.08
52501600	Misc Oper AG	PV	43093713	5/17/2012	287.07
52503000	Advertising	PV	43093714	5/17/2012	274.80
52503000	Advertising	PV	43093715	5/17/2012	853.75
52514906	Cust Edu-Bill Insert	PV	43093675	5/17/2012	205.00
52542015	Forms CA	PV	43094351	5/17/2012	1,594.09
52542015	Forms CA	PV	43094523	5/17/2012	11,333.38
52566016	Postage AG	PV	43094387	5/17/2012	1,566.35
52574013	Telephone WT	TC	31013871	5/17/2012	409.33
52574015	Telephone CA	TC	31013871	5/17/2012	773.38
52574016	Telephone AG	TC	31013871	5/17/2012	797.55
52574016	Telephone AG	TC	31013888	5/17/2012	118.39
52574016	Telephone AG	TC	31013888	5/17/2012	46.48







Kentucky American Water Company  
Case No. 2012-00520  
Response to PSC DR1, Item 31

Account	Description	Doc Type	Document Number	Posting Date	Amount
55010300	Trans Lease Maint	PV	43094647	5/18/2012	5.00
55010300	Trans Lease Maint	PV	43094647	5/18/2012	829.18
55010300	Trans Lease Maint	PV	43094647	5/18/2012	103.96
55010300	Trans Lease Maint	PV	43094647	5/18/2012	5.00
55010300	Trans Lease Maint	PV	43094647	5/18/2012	1.00
55010300	Trans Lease Maint	PV	43094647	5/18/2012	1.00
55010300	Trans Lease Maint	PV	43094647	5/18/2012	5.00
55010300	Trans Lease Maint	PV	43094647	5/18/2012	178.64
55010300	Trans Lease Maint	PV	43094647	5/18/2012	9.25
55010300	Trans Lease Maint	PV	43094647	5/18/2012	5.00
55010300	Trans Lease Maint	PV	43094647	5/18/2012	5.00
55010300	Trans Lease Maint	PV	43094647	5/18/2012	135.00
55010300	Trans Lease Maint	PV	43094647	5/18/2012	5.00
55010300	Trans Lease Maint	PV	43094647	5/18/2012	400.82
55010300	Trans Lease Maint	PV	43094647	5/18/2012	5.00
55010300	Trans Lease Maint	PV	43094647	5/18/2012	5.00
55010300	Trans Lease Maint	PV	43094647	5/18/2012	5.00
55010300	Trans Lease Maint	PV	43094647	5/18/2012	55.92
55010300	Trans Lease Maint	PV	43094647	5/18/2012	9.25
55010300	Trans Lease Maint	PV	43094647	5/18/2012	9.25
55010300	Trans Lease Maint	PV	43094647	5/18/2012	1.00
55010300	Trans Lease Maint	PV	43094647	5/18/2012	461.44
55010300	Trans Lease Maint	PV	43094647	5/18/2012	5.00
55010300	Trans Lease Maint	PV	43094647	5/18/2012	5.00
55010300	Trans Lease Maint	PV	43094647	5/18/2012	5.00
55010300	Trans Lease Maint	PV	43094647	5/18/2012	5.00
55010300	Trans Lease Maint	PV	43094647	5/18/2012	5.00
55010300	Trans Lease Maint	PV	43094647	5/18/2012	195.83
55010300	Trans Lease Maint	PV	43094647	5/18/2012	850.67
55010300	Trans Lease Maint	PV	43094647	5/18/2012	174.03
55010300	Trans Lease Maint	PV	43094647	5/18/2012	5.00
55010300	Trans Lease Maint	PV	43094647	5/18/2012	173.81
55010300	Trans Lease Maint	PV	43094647	5/18/2012	72.92
55010300	Trans Lease Maint	PV	43094647	5/18/2012	5.00
55010300	Trans Lease Maint	PV	43094647	5/18/2012	5.00
55010300	Trans Lease Maint	PV	43094647	5/18/2012	167.96
55010300	Trans Lease Maint	PV	43094647	5/18/2012	2,323.49
55010300	Trans Lease Maint	PV	43094647	5/18/2012	5.00
55010300	Trans Lease Maint	PV	43094647	5/18/2012	5.00
55010300	Trans Lease Maint	PV	43094647	5/18/2012	5.00
55010300	Trans Lease Maint	PV	43094647	5/18/2012	2,200.61
55010300	Trans Lease Maint	PV	43094647	5/18/2012	5.00
55010300	Trans Lease Maint	PV	43094647	5/18/2012	5.00
55010300	Trans Lease Maint	PV	43094647	5/18/2012	9.25
55010400	Trans Emp Reimb Co	T1	47167	5/18/2012	(44.02)
55010400	Trans Emp Reimb Co	T1	47167	5/18/2012	(89.91)
55720100	Ins W/C Cap Credits	T1	47167	5/18/2012	(5,710.99)
57010015	Uncoll Accts Exp CA	JE	31014179	5/18/2012	(570.70)
75820000	Othr Income Deductns	PS	43094590	5/18/2012	2,500.00
52566016	Postage AG	ST	31014145	5/19/2012	93.98
71511000	M&J Revenues	RI	10179532	5/20/2012	(896.45)
40111000	Res Sales Billed	JE	31014307	5/21/2012	(330,139.89)
40111000	Res Sales Billed	JE	31014307	5/21/2012	(4.87)
40111000	Res Sales Billed	JE	31014307	5/21/2012	(8.73)
40111000	Res Sales Billed	JE	31014307	5/21/2012	(33.70)
40121000	Com Sales Billed	JE	31014307	5/21/2012	(232,156.74)
40145000	Priv Fire Billed	JE	31014307	5/21/2012	(12,080.29)
40151000	Publ Auth Billed	JE	31014307	5/21/2012	57,716.43
40211000	Dom WW Svc Billed	JE	31014307	5/21/2012	(20.75)
40211000	Dom WW Svc Billed	JE	31014307	5/21/2012	(9.21)
40221000	Com WW Svc Billed	JE	31014307	5/21/2012	5.86
40310400	OthRev-NSF Ck Chrg	JE	31014307	5/21/2012	(132.00)
40310500	OthRev-Appl/InitFee	JE	31014307	5/21/2012	(5,044.00)
40310500	OthRev-Appl/InitFee	JE	31014307	5/21/2012	(130.00)
40310700	OthRev-Reconnct Fee	JE	31014307	5/21/2012	(6,162.00)
52532014	Electricity TD	EE	70014417	5/21/2012	35.34
52532014	Electricity TD	EE	70014418	5/21/2012	45.32
52535000	Meals Deductible	RI	10179363	5/21/2012	(24.13)
55010200	Trans Lease Fuel	PV	43095041	5/21/2012	192.40
55010200	Trans Lease Fuel	PV	43095041	5/21/2012	445.00
55010200	Trans Lease Fuel	PV	43095041	5/21/2012	212.26
55010200	Trans Lease Fuel	PV	43095041	5/21/2012	71.93
55010200	Trans Lease Fuel	PV	43095041	5/21/2012	148.00
55010200	Trans Lease Fuel	PV	43095041	5/21/2012	287.85
55010200	Trans Lease Fuel	PV	43095041	5/21/2012	121.23
55010200	Trans Lease Fuel	PV	43095041	5/21/2012	383.23
55010200	Trans Lease Fuel	PV	43095041	5/21/2012	125.00

Kentucky American Water Company  
Case No. 2012-00520  
Response to PSC DR1, Item 31

Account	Description	Doc Type	Document Number	Posting Date	Amount
55010200	Trans Lease Fuel	PV	43095041	5/21/2012	67.01
55010200	Trans Lease Fuel	PV	43095041	5/21/2012	154.92
55010200	Trans Lease Fuel	PV	43095041	5/21/2012	63.14
55010200	Trans Lease Fuel	PV	43095041	5/21/2012	555.58
55010200	Trans Lease Fuel	PV	43095041	5/21/2012	369.66
55010200	Trans Lease Fuel	PV	43095041	5/21/2012	463.55
55010200	Trans Lease Fuel	PV	43095041	5/21/2012	612.52
55010200	Trans Lease Fuel	PV	43095041	5/21/2012	648.11
55010200	Trans Lease Fuel	PV	43095041	5/21/2012	554.98
55010200	Trans Lease Fuel	PV	43095041	5/21/2012	213.38
55010200	Trans Lease Fuel	PV	43095041	5/21/2012	389.34
55010200	Trans Lease Fuel	PV	43095041	5/21/2012	267.00
55010200	Trans Lease Fuel	PV	43095041	5/21/2012	406.07
55010200	Trans Lease Fuel	PV	43095041	5/21/2012	275.77
55010200	Trans Lease Fuel	PV	43095041	5/21/2012	356.39
55010200	Trans Lease Fuel	PV	43095041	5/21/2012	133.48
55010200	Trans Lease Fuel	PV	43095041	5/21/2012	61.98
55010200	Trans Lease Fuel	PV	43095041	5/21/2012	748.01
55010200	Trans Lease Fuel	PV	43095041	5/21/2012	881.16
55010200	Trans Lease Fuel	PV	43095041	5/21/2012	298.66
55010200	Trans Lease Fuel	PV	43095041	5/21/2012	296.19
55010200	Trans Lease Fuel	PV	43095041	5/21/2012	489.19
55010200	Trans Lease Fuel	PV	43095041	5/21/2012	160.77
55010200	Trans Lease Fuel	PV	43095041	5/21/2012	185.15
55010200	Trans Lease Fuel	PV	43095041	5/21/2012	466.14
55010200	Trans Lease Fuel	PV	43095041	5/21/2012	546.53
55010200	Trans Lease Fuel	PV	43095041	5/21/2012	160.00
55010200	Trans Lease Fuel	PV	43095041	5/21/2012	266.60
55010200	Trans Lease Fuel	PV	43095041	5/21/2012	255.11
55010200	Trans Lease Fuel	PV	43095041	5/21/2012	297.50
55010200	Trans Lease Fuel	PV	43095041	5/21/2012	363.99
55010200	Trans Lease Fuel	PV	43095041	5/21/2012	22.29
55010200	Trans Lease Fuel	PV	43095041	5/21/2012	407.30
55010200	Trans Lease Fuel	PV	43095041	5/21/2012	38.49
55010200	Trans Lease Fuel	PV	43095041	5/21/2012	127.42
55010200	Trans Lease Fuel	PV	43095041	5/21/2012	149.90
55010200	Trans Lease Fuel	PV	43095041	5/21/2012	179.80
55010200	Trans Lease Fuel	PV	43095041	5/21/2012	364.67
55010200	Trans Lease Fuel	PV	43095041	5/21/2012	872.62
55010200	Trans Lease Fuel	PV	43095041	5/21/2012	686.15
55010200	Trans Lease Fuel	PV	43095041	5/21/2012	225.20
55010200	Trans Lease Fuel	PV	43095041	5/21/2012	44.10
55010200	Trans Lease Fuel	PV	43095041	5/21/2012	41.01
55010200	Trans Lease Fuel	PV	43095041	5/21/2012	190.45
55010200	Trans Lease Fuel	PV	43095041	5/21/2012	435.90
55010200	Trans Lease Fuel	PV	43095041	5/21/2012	346.37
55010200	Trans Lease Fuel	PV	43095041	5/21/2012	435.03
55010200	Trans Lease Fuel	PV	43095041	5/21/2012	546.13
55010200	Trans Lease Fuel	PV	43095041	5/21/2012	228.15
55010200	Trans Lease Fuel	PV	43095041	5/21/2012	86.12
55010200	Trans Lease Fuel	PV	43095041	5/21/2012	46.00
55010200	Trans Lease Fuel	PV	43095041	5/21/2012	497.42
55010200	Trans Lease Fuel	PV	43095041	5/21/2012	749.62
55010200	Trans Lease Fuel	PV	43095041	5/21/2012	41.37
55010200	Trans Lease Fuel	PV	43095041	5/21/2012	266.79
55010200	Trans Lease Fuel	PV	43095041	5/21/2012	321.85
55010200	Trans Lease Fuel	PV	43095041	5/21/2012	58.50
55010200	Trans Lease Fuel	PV	43095041	5/21/2012	129.00
55010200	Trans Lease Fuel	PV	43095041	5/21/2012	163.02
55010200	Trans Lease Fuel	PV	43095041	5/21/2012	136.10
55010200	Trans Lease Fuel	PV	43095041	5/21/2012	539.34
55010200	Trans Lease Fuel	PV	43095041	5/21/2012	310.50
55010200	Trans Lease Fuel	PV	43095041	5/21/2012	329.90
55010200	Trans Lease Fuel	PV	43095041	5/21/2012	96.38
55010200	Trans Lease Fuel	PV	43095041	5/21/2012	547.78
55010200	Trans Lease Fuel	PV	43095041	5/21/2012	176.06
55010200	Trans Lease Fuel	PV	43095041	5/21/2012	716.68
55010200	Trans Lease Fuel	PV	43095041	5/21/2012	31.40
55010200	Trans Lease Fuel	PV	43095041	5/21/2012	394.07
55010200	Trans Lease Fuel	PV	43095041	5/21/2012	564.85
55010200	Trans Lease Fuel	PV	43095041	5/21/2012	602.50
55010200	Trans Lease Fuel	PV	43095041	5/21/2012	621.21
55010200	Trans Lease Fuel	PV	43095041	5/21/2012	257.58
55010200	Trans Lease Fuel	PV	43095041	5/21/2012	137.60
55010200	Trans Lease Fuel	PV	43095041	5/21/2012	26.00
55010200	Trans Lease Fuel	PV	43095041	5/21/2012	87.74
55010200	Trans Lease Fuel	PV	43095041	5/21/2012	291.51

Kentucky American Water Company  
Case No. 2012-00520  
Response to PSC DR1, Item 31

Account	Description	Doc Type	Document Number	Posting Date	Amount
55010200	Trans Lease Fuel	PV	43095041	5/21/2012	374.36
55010200	Trans Lease Fuel	PV	43095041	5/21/2012	455.00
55010200	Trans Lease Fuel	PV	43095041	5/21/2012	56.21
55010200	Trans Lease Fuel	PV	43095041	5/21/2012	347.73
55010200	Trans Lease Fuel	PV	43095041	5/21/2012	162.65
55010200	Trans Lease Fuel	PV	43095041	5/21/2012	107.35
55010200	Trans Lease Fuel	PV	43095041	5/21/2012	379.11
55010200	Trans Lease Fuel	PV	43095041	5/21/2012	95.40
57010015	Uncoll Accts Exp CA	JE	31014307	5/21/2012	(192.01)
57010015	Uncoll Accts Exp CA	JE	31014307	5/21/2012	(351.21)
62002400	M&S Maint TD	II	731178	5/21/2012	52.62
62002400	M&S Maint TD	II	731182	5/21/2012	52.62
62002400	M&S Maint TD	II	731184	5/21/2012	36.48
62002400	M&S Maint TD	II	731185	5/21/2012	52.62
62002400	M&S Maint TD	II	731186	5/21/2012	36.48
62002400	M&S Maint TD	II	731187	5/21/2012	52.62
62002400	M&S Maint TD	II	731188	5/21/2012	23.86
62002400	M&S Maint TD	II	731188	5/21/2012	13.37
62002400	M&S Maint TD	II	731188	5/21/2012	7.87
62002400	M&S Maint TD	II	731188	5/21/2012	18.65
62002400	M&S Maint TD	II	731189	5/21/2012	52.62
62002400	M&S Maint TD	II	731190	5/21/2012	36.49
62002400	M&S Maint TD	PD	43095290	5/21/2012	(84.83)
62002400	M&S Maint TD	PD	43095291	5/21/2012	(27.43)
40111000	Res Sales Billed	JE	31014370	5/22/2012	(2,989.75)
40111000	Res Sales Billed	JE	31014370	5/22/2012	420.55
40111000	Res Sales Billed	JE	31014370	5/22/2012	(21.83)
40121000	Com Sales Billed	JE	31014370	5/22/2012	(5,593.89)
40145000	Priv Fire Billed	JE	31014370	5/22/2012	(775.23)
40151000	Publ Auth Billed	JE	31014370	5/22/2012	(83.94)
40211000	Dom WW Svc Billed	JE	31014370	5/22/2012	14.49
40211000	Dom WW Svc Billed	JE	31014370	5/22/2012	(22.89)
40221000	Com WW Svc Billed	JE	31014370	5/22/2012	6,336.22
40310400	OthRev-NSF Ck Chrg	JE	31014370	5/22/2012	(72.00)
40310500	OthRev-Appl/InitFee	JE	31014370	5/22/2012	(1,590.00)
40310500	OthRev-Appl/InitFee	JE	31014370	5/22/2012	(546.00)
40310500	OthRev-Appl/InitFee	JE	31014370	5/22/2012	(52.00)
40310700	OthRev-Reconnct Fee	JE	31014370	5/22/2012	(52.00)
50451000	Employee Awards	PV	43096486	5/22/2012	126.22
50452000	Emp Physical Exams	PV	43096488	5/22/2012	105.00
51510012	Purchased Power P	EE	70014598	5/22/2012	528.87
52001400	M&S Oper TD	PV	43096212	5/22/2012	210.05
52001400	M&S Oper TD	PV	43096242	5/22/2012	65.61
52001600	M&S Oper AG	PV	43096234	5/22/2012	151.56
52001600	M&S Oper AG	PV	43096237	5/22/2012	803.95
52001600	M&S Oper AG	PV	43096237	5/22/2012	251.86
52501400	Misc Oper TD	PV	43096237	5/22/2012	475.46
52501400	Misc Oper TD	PV	43096300	5/22/2012	688.50
52501400	Misc Oper TD	PV	43096305	5/22/2012	1.47
52501400	Misc Oper TD	PV	43096365	5/22/2012	762.67
52501600	Misc Oper AG	PV	43096231	5/22/2012	169.56
52501600	Misc Oper AG	PV	43096491	5/22/2012	228.00
52503000	Advertising	PV	43096493	5/22/2012	409.65
52532014	Electricity TD	EE	70014639	5/22/2012	30.54
52535000	Meals Deductible	PV	43096480	5/22/2012	51.58
52542015	Forms CA	PV	43096382	5/22/2012	3,802.36
52562516	Overnight Shippng AG	PV	43096477	5/22/2012	11.96
52562516	Overnight Shippng AG	PV	43096477	5/22/2012	11.96
52571100	Add'l Security Costs	PV	43096244	5/22/2012	66.00
52571100	Add'l Security Costs	PV	43096470	5/22/2012	715.20
52571100	Add'l Security Costs	PV	43096483	5/22/2012	715.20
52571100	Add'l Security Costs	PV	43096487	5/22/2012	2,668.64
52574016	Telephone AG	TC	31014320	5/22/2012	2.94
52574016	Telephone AG	TC	31014320	5/22/2012	1.88
52574016	Telephone AG	TC	31014320	5/22/2012	2.03
52574113	Cell Phone WT	TC	31014337	5/22/2012	64.89
52574114	Cell Phone TD	TC	31014338	5/22/2012	179.90
52574116	Cell Phone AG	TC	31014337	5/22/2012	305.35
52574116	Cell Phone AG	TC	31014337	5/22/2012	2,015.46
52574116	Cell Phone AG	TC	31014337	5/22/2012	56.13
52574116	Cell Phone AG	TC	31014337	5/22/2012	81.71
52574116	Cell Phone AG	TC	31014337	5/22/2012	37.91
52574116	Cell Phone AG	TC	31014337	5/22/2012	86.85
52574116	Cell Phone AG	TC	31014337	5/22/2012	98.76
52574116	Cell Phone AG	TC	31014337	5/22/2012	76.15
52574116	Cell Phone AG	TC	31014337	5/22/2012	861.08
52574116	Cell Phone AG	TC	31014337	5/22/2012	117.25

Kentucky American Water Company  
Case No. 2012-00520  
Response to PSC DR1, Item 31

Account	Description	Doc Type	Document Number	Posting Date	Amount
52574116	Cell Phone AG	TC	31014337	5/22/2012	387.95
52574116	Cell Phone AG	TC	31014337	5/22/2012	255.50
52574116	Cell Phone AG	TC	31014337	5/22/2012	42.72
52574116	Cell Phone AG	TC	31014337	5/22/2012	71.76
52574116	Cell Phone AG	TC	31014338	5/22/2012	92.34
52574116	Cell Phone AG	TC	31014338	5/22/2012	45.02
52574116	Cell Phone AG	TC	31014338	5/22/2012	329.19
52583016	Water & WW AG	PV	43096453	5/22/2012	623.38
52583016	Water & WW AG	PV	43096456	5/22/2012	30.73
52583016	Water & WW AG	PV	43096465	5/22/2012	21.95
52583016	Water & WW AG	PV	43096467	5/22/2012	8.78
53150014	Contr Svc-Other TD	PV	43096425	5/22/2012	2,531.50
53150015	Contr Svc-Other CA	TC	31014216	5/22/2012	477.04
53150015	Contr Svc-Other CA	PV	43095945	5/22/2012	4,056.38
53150016	Contr Svc-Other AG	PV	43096628	5/22/2012	1,152.00
53151015	Contr Svc-Temp EE CA	PV	43096452	5/22/2012	780.00
53151015	Contr Svc-Temp EE CA	PV	43096458	5/22/2012	23.70
53151015	Contr Svc-Temp EE CA	PV	43096461	5/22/2012	468.00
55000016	Trans Oper AG	PV	43096250	5/22/2012	1,008.90
57010015	Uncoll Accts Exp CA	JE	31014370	5/22/2012	(498.11)
62002400	M&S Maint TD	PV	43096201	5/22/2012	1,218.04
62002400	M&S Maint TD	PV	43096201	5/22/2012	812.02
62002400	M&S Maint TD	PV	43096235	5/22/2012	749.42
62002400	M&S Maint TD	PV	43096235	5/22/2012	526.18
62002400	M&S Maint TD	PV	43096257	5/22/2012	5,765.47
62002400	M&S Maint TD	PV	43096310	5/22/2012	1,406.10
62002400	M&S Maint TD	PV	43096317	5/22/2012	850.86
62002400	M&S Maint TD	PV	43096317	5/22/2012	850.86
62002400	M&S Maint TD	PV	43096326	5/22/2012	3,890.20
62002400	M&S Maint TD	PV	43096374	5/22/2012	199.98
62002400	M&S Maint TD	PV	43096374	5/22/2012	199.99
62502400	Misc Maint TD	PV	43096414	5/22/2012	17.94
62502600	Misc Maint AG	PV	43096300	5/22/2012	156.27
63150026	Contr Svc-Maint AG	PV	43096496	5/22/2012	380.00
68520000	Property Taxes	JE	31014342	5/22/2012	(50,879.76)
68520000	Property Taxes	JE	31014343	5/22/2012	(26,384.82)
75820000	Othr Income Deductns	PV	43096480	5/22/2012	405.01
40111000	Res Sales Billed	JE	31017471	5/23/2012	(129,562.72)
40111000	Res Sales Billed	JE	31017471	5/23/2012	(45.95)
40111000	Res Sales Billed	JE	31017471	5/23/2012	(0.89)
40111000	Res Sales Billed	JE	31017471	5/23/2012	(1.78)
40121000	Com Sales Billed	JE	31017471	5/23/2012	(82,656.57)
40131000	Ind Sales Billed	JE	31017471	5/23/2012	(2,883.39)
40145000	Priv Fire Billed	JE	31017471	5/23/2012	(6,374.48)
40151000	Publ Auth Billed	JE	31017471	5/23/2012	(13,313.80)
40211000	Dom WW Svc Billed	JE	31017471	5/23/2012	(4.15)
40221000	Com WW Svc Billed	JE	31017471	5/23/2012	579.50
40310400	OthRev-NSF Ck Chrg	JE	31017471	5/23/2012	(72.00)
40310500	OthRev-Appl/InitFee	JE	31017471	5/23/2012	(1,300.00)
40310500	OthRev-Appl/InitFee	JE	31017471	5/23/2012	(104.00)
40310700	OthRev-Reconntct Fee	JE	31017471	5/23/2012	(1,820.00)
50457000	Training	CC	31016342	5/23/2012	15.73
51510012	Purchased Power P	EE	70014887	5/23/2012	147.09
52001300	M&S Oper WT	CC	31014464	5/23/2012	199.35
52001300	M&S Oper WT	CC	31014464	5/23/2012	20.70
52001300	M&S Oper WT	CC	31014950	5/23/2012	4.33
52001300	M&S Oper WT	CC	31014950	5/23/2012	6.87
52001300	M&S Oper WT	CC	31015459	5/23/2012	420.45
52001300	M&S Oper WT	CC	31016221	5/23/2012	143.28
52001300	M&S Oper WT	CC	31016221	5/23/2012	429.90
52001300	M&S Oper WT	CC	31017153	5/23/2012	75.55
52001300	M&S Oper WT	CC	31017264	5/23/2012	50.66
52001300	M&S Oper WT	CC	31017265	5/23/2012	50.73
52001400	M&S Oper TD	CC	31014464	5/23/2012	170.01
52001400	M&S Oper TD	CC	31014642	5/23/2012	137.79
52001400	M&S Oper TD	CC	31014700	5/23/2012	179.14
52001400	M&S Oper TD	CC	31014793	5/23/2012	399.00
52001400	M&S Oper TD	CC	31014950	5/23/2012	36.49
52001400	M&S Oper TD	CC	31015016	5/23/2012	10.60
52001400	M&S Oper TD	CC	31015234	5/23/2012	65.31
52001400	M&S Oper TD	CC	31015432	5/23/2012	56.94
52001400	M&S Oper TD	CC	31016089	5/23/2012	4.27
52001400	M&S Oper TD	CC	31016090	5/23/2012	4.27
52001400	M&S Oper TD	CC	31016091	5/23/2012	4.27
52001400	M&S Oper TD	CC	31016092	5/23/2012	4.27
52001400	M&S Oper TD	CC	31016093	5/23/2012	4.27
52001400	M&S Oper TD	CC	31016221	5/23/2012	286.56

Kentucky American Water Company  
Case No. 2012-00520  
Response to PSC DR1, Item 31

Account	Description	Doc Type	Document Number	Posting Date	Amount
52001400	M&S Oper TD	CC	31016221	5/23/2012	430.22
52001400	M&S Oper TD	CC	31016566	5/23/2012	16.85
52001400	M&S Oper TD	CC	31016772	5/23/2012	2.55
52001400	M&S Oper TD	CC	31017002	5/23/2012	85.09
52001400	M&S Oper TD	CC	31017010	5/23/2012	40.09
52001400	M&S Oper TD	CC	31017024	5/23/2012	4.27
52001400	M&S Oper TD	CC	31017239	5/23/2012	81.97
52001600	M&S Oper AG	CC	31015503	5/23/2012	14.99
52001600	M&S Oper AG	PV	43097229	5/23/2012	1,154.43
52501300	Misc Oper WT	CC	31014964	5/23/2012	358.89
52501300	Misc Oper WT	CC	31015069	5/23/2012	58.68
52501300	Misc Oper WT	CC	31015393	5/23/2012	285.20
52501300	Misc Oper WT	CC	31015538	5/23/2012	21.16
52501300	Misc Oper WT	CC	31015761	5/23/2012	(20.82)
52501300	Misc Oper WT	CC	31016435	5/23/2012	171.95
52501300	Misc Oper WT	CC	31016860	5/23/2012	333.80
52501300	Misc Oper WT	CC	31016861	5/23/2012	41.18
52501300	Misc Oper WT	CC	31017246	5/23/2012	79.58
52501600	Misc Oper AG	CC	31014637	5/23/2012	582.99
52501600	Misc Oper AG	CC	31014743	5/23/2012	5.00
52501600	Misc Oper AG	CC	31015038	5/23/2012	11.83
52501600	Misc Oper AG	PV	43097782	5/23/2012	171.00
52501600	Misc Oper AG	PS	43097837	5/23/2012	2,500.00
52501600	Misc Oper AG	RI	10179518	5/23/2012	(95.16)
52520000	Collection Agencies	PV	43097785	5/23/2012	1,209.90
52520000	Collection Agencies	PV	43097786	5/23/2012	147.14
52524000	Co Dues/Mmbrshp Ded	PS	43097835	5/23/2012	200.00
52532014	Electricity TD	EE	70014853	5/23/2012	50.89
52532014	Electricity TD	EE	70014888	5/23/2012	42.87
52532014	Electricity TD	EE	70014889	5/23/2012	21.37
52534000	Employee Expenses	CC	31014666	5/23/2012	187.57
52534000	Employee Expenses	CC	31014813	5/23/2012	5.00
52534000	Employee Expenses	CC	31014814	5/23/2012	788.00
52534000	Employee Expenses	CC	31015423	5/23/2012	50.00
52534000	Employee Expenses	CC	31016397	5/23/2012	5.00
52534000	Employee Expenses	CC	31016398	5/23/2012	1,293.70
52535000	Meals Deductible	CC	31015049	5/23/2012	77.00
52535000	Meals Deductible	CC	31015345	5/23/2012	135.96
52535000	Meals Deductible	CC	31015410	5/23/2012	58.00
52535000	Meals Deductible	CC	31015537	5/23/2012	42.70
52535000	Meals Deductible	CC	31015539	5/23/2012	34.60
52535000	Meals Deductible	CC	31015764	5/23/2012	86.00
52535000	Meals Deductible	CC	31015793	5/23/2012	14.59
52535000	Meals Deductible	CC	31015896	5/23/2012	141.73
52535000	Meals Deductible	CC	31015942	5/23/2012	7.98
52535000	Meals Deductible	CC	31016122	5/23/2012	8.35
52535000	Meals Deductible	CC	31016140	5/23/2012	24.03
52535000	Meals Deductible	CC	31016315	5/23/2012	29.44
52535000	Meals Deductible	CC	31016656	5/23/2012	43.75
52535000	Meals Deductible	CC	31016954	5/23/2012	49.82
52535000	Meals Deductible	CC	31017075	5/23/2012	29.16
52535000	Meals Deductible	CC	31017245	5/23/2012	16.27
52554500	Lab Supplies	CC	31015574	5/23/2012	476.35
52554500	Lab Supplies	CC	31016043	5/23/2012	38.34
52554500	Lab Supplies	CC	31016585	5/23/2012	168.34
52562013	Off&Adm Supplies WT	CC	31016626	5/23/2012	80.78
52562516	Overnight Shippng AG	CC	31014912	5/23/2012	20.54
52562516	Overnight Shippng AG	PV	43097602	5/23/2012	11.96
52562516	Overnight Shippng AG	PV	43097602	5/23/2012	225.20
52562516	Overnight Shippng AG	PV	43097602	5/23/2012	7.68
52579000	Trustee Fees	PV	43097783	5/23/2012	274.24
52579000	Trustee Fees	PV	43097783	5/23/2012	274.24
52579000	Trustee Fees	PV	43097783	5/23/2012	274.24
52582013	Uniforms WT	CC	31015959	5/23/2012	110.65
52582013	Uniforms WT	CC	31016089	5/23/2012	4.81
52582013	Uniforms WT	CC	31016089	5/23/2012	25.35
52582013	Uniforms WT	CC	31016090	5/23/2012	4.81
52582013	Uniforms WT	CC	31016090	5/23/2012	25.35
52582013	Uniforms WT	CC	31016091	5/23/2012	4.81
52582013	Uniforms WT	CC	31016091	5/23/2012	25.35
52582013	Uniforms WT	CC	31016092	5/23/2012	4.81
52582013	Uniforms WT	CC	31016092	5/23/2012	25.35
52582013	Uniforms WT	CC	31016093	5/23/2012	4.81
52582013	Uniforms WT	CC	31016093	5/23/2012	27.40
52582013	Uniforms WT	CC	31016661	5/23/2012	111.30
52582013	Uniforms WT	CC	31017024	5/23/2012	4.81
52582013	Uniforms WT	CC	31017024	5/23/2012	25.35

Kentucky American Water Company  
Case No. 2012-00520  
Response to PSC DR1, Item 31

Account	Description	Doc Type	Document Number	Posting Date	Amount
52582014	Uniforms TD	CC	31016089	5/23/2012	21.31
52582014	Uniforms TD	CC	31016090	5/23/2012	21.81
52582014	Uniforms TD	CC	31016091	5/23/2012	21.31
52582014	Uniforms TD	CC	31016092	5/23/2012	21.31
52582014	Uniforms TD	CC	31016093	5/23/2012	39.48
52582014	Uniforms TD	CC	31017024	5/23/2012	22.31
52585000	Discounts Available	PU	18400	5/23/2012	(2.10)
53150014	Contr Svc-Other TD	PV	43098374	5/23/2012	4,620.00
53150014	Contr Svc-Other TD	PV	43098379	5/23/2012	2,420.00
53150014	Contr Svc-Other TD	PV	43098384	5/23/2012	250.00
53150016	Contr Svc-Other AG	CC	31016655	5/23/2012	66.46
53152000	Contr Svc-Lab Testng	CC	31014929	5/23/2012	130.00
53152000	Contr Svc-Lab Testng	CC	31014929	5/23/2012	130.00
53155000	Contr Svc-Legal	PV	43097781	5/23/2012	10,787.05
53155000	Contr Svc-Legal	PV	43098353	5/23/2012	2,646.60
55000016	Trans Oper AG	CC	31015359	5/23/2012	14.99
57010015	Uncoll Accts Exp CA	JE	31017471	5/23/2012	(336.05)
62002100	M&S Maint SS	CC	31016222	5/23/2012	66.76
62002100	M&S Maint SS	CC	31016798	5/23/2012	200.93
62002100	M&S Maint SS	CC	31017268	5/23/2012	223.38
62002100	M&S Maint SS	CC	31017269	5/23/2012	17.98
62002300	M&S Maint WT	CC	31014879	5/23/2012	280.31
62002300	M&S Maint WT	CC	31014954	5/23/2012	431.18
62002300	M&S Maint WT	CC	31015019	5/23/2012	79.34
62002300	M&S Maint WT	CC	31015440	5/23/2012	206.97
62002300	M&S Maint WT	CC	31015465	5/23/2012	46.59
62002300	M&S Maint WT	CC	31015471	5/23/2012	89.90
62002300	M&S Maint WT	CC	31015504	5/23/2012	150.91
62002300	M&S Maint WT	CC	31015605	5/23/2012	44.51
62002300	M&S Maint WT	CC	31016055	5/23/2012	1,266.99
62002300	M&S Maint WT	CC	31016056	5/23/2012	165.36
62002300	M&S Maint WT	CC	31016057	5/23/2012	145.06
62002300	M&S Maint WT	CC	31016164	5/23/2012	8.14
62002300	M&S Maint WT	CC	31016334	5/23/2012	626.30
62002300	M&S Maint WT	CC	31016456	5/23/2012	558.26
62002300	M&S Maint WT	CC	31016754	5/23/2012	24.99
62002300	M&S Maint WT	CC	31016755	5/23/2012	20.00
62002300	M&S Maint WT	CC	31016793	5/23/2012	(154.23)
62002300	M&S Maint WT	CC	31016794	5/23/2012	154.23
62002300	M&S Maint WT	CC	31017266	5/23/2012	227.90
62002400	M&S Maint TD	CC	31016317	5/23/2012	160.00
62002400	M&S Maint TD	CC	31016318	5/23/2012	228.39
62002400	M&S Maint TD	II	731747	5/23/2012	24.01
62002400	M&S Maint TD	II	731747	5/23/2012	50.74
63150026	Contr Svc-Maint AG	PV	43098364	5/23/2012	1,200.00
63150026	Contr Svc-Maint AG	PV	43098369	5/23/2012	150.00
68520000	Property Taxes	JE	31014367	5/23/2012	(177.43)
75820000	Othr Income Deductns	PS	43097836	5/23/2012	500.00
40111000	Res Sales Billed	JE	31020372	5/24/2012	(192,412.41)
40111000	Res Sales Billed	JE	31020372	5/24/2012	(406.73)
40111000	Res Sales Billed	JE	31020372	5/24/2012	274.12
40121000	Com Sales Billed	JE	31020372	5/24/2012	(32,337.25)
40121000	Com Sales Billed	JE	31020372	5/24/2012	(1,416.48)
40131000	Ind Sales Billed	JE	31020372	5/24/2012	(1,153.04)
40145000	Priv Fire Billed	JE	31020372	5/24/2012	(4,362.89)
40151000	Publ Auth Billed	JE	31020372	5/24/2012	(6,801.55)
40221000	Com WW Svc Billed	JE	31020372	5/24/2012	(1,866.68)
40310400	OthRev-NSF Ck Chrg	JE	31020372	5/24/2012	(48.00)
40310500	OthRev-Appl/InitFee	JE	31020372	5/24/2012	(1,820.00)
40310500	OthRev-Appl/InitFee	JE	31020372	5/24/2012	(78.00)
40310700	OthRev-Reconnct Fee	JE	31020372	5/24/2012	(2,574.00)
50452000	Emp Physical Exams	CC	31020045	5/24/2012	138.00
51010000	Purchased Water	PV	43098938	5/24/2012	10,920.97
51110000	Waste Disposal	CC	31020118	5/24/2012	113.53
51110000	Waste Disposal	CC	31020119	5/24/2012	89.74
52001300	M&S Oper WT	CC	31019305	5/24/2012	209.82
52001300	M&S Oper WT	CC	31019311	5/24/2012	8.63
52001300	M&S Oper WT	CC	31019459	5/24/2012	172.75
52001300	M&S Oper WT	CC	31019460	5/24/2012	297.52
52001300	M&S Oper WT	CC	31019852	5/24/2012	92.81
52001400	M&S Oper TD	ST	31017435	5/24/2012	12.60
52001400	M&S Oper TD	CC	8068	5/24/2012	(36.42)
52001400	M&S Oper TD	CC	8068	5/24/2012	(18.21)
52001400	M&S Oper TD	CC	8068	5/24/2012	10.00
52001400	M&S Oper TD	CC	31020043	5/24/2012	49.76
52001400	M&S Oper TD	CC	31020044	5/24/2012	5.51
52001400	M&S Oper TD	CC	31020163	5/24/2012	4.27

Kentucky American Water Company  
Case No. 2012-00520  
Response to PSC DR1, Item 31

Account	Description	Doc Type	Document Number	Posting Date	Amount
52001400	M&S Oper TD	CC	31020164	5/24/2012	36.57
52001400	M&S Oper TD	CC	31020165	5/24/2012	(19.08)
52001400	M&S Oper TD	CC	31020336	5/24/2012	89.62
52001400	M&S Oper TD	CC	31020337	5/24/2012	79.29
52501300	Misc Oper WT	CC	31019996	5/24/2012	1,258.86
52501300	Misc Oper WT	CC	31020167	5/24/2012	10.59
52501300	Misc Oper WT	CC	31020269	5/24/2012	59.27
52501600	Misc Oper AG	ST	31017435	5/24/2012	13.68
52501600	Misc Oper AG	CC	31017509	5/24/2012	78.44
52501600	Misc Oper AG	CC	31017947	5/24/2012	11.66
52501600	Misc Oper AG	CC	31018112	5/24/2012	232.14
52501600	Misc Oper AG	CC	31018391	5/24/2012	(5.82)
52501600	Misc Oper AG	CC	31020334	5/24/2012	8.00
52503000	Advertising	ST	31017449	5/24/2012	0.45
52534000	Employee Expenses	CC	8068	5/24/2012	229.18
52534000	Employee Expenses	CC	8068	5/24/2012	111.97
52534000	Employee Expenses	CC	31017510	5/24/2012	289.60
52534000	Employee Expenses	CC	31017541	5/24/2012	111.97
52534000	Employee Expenses	CC	31017683	5/24/2012	5.00
52534000	Employee Expenses	CC	31017856	5/24/2012	39.00
52534000	Employee Expenses	CC	31017949	5/24/2012	92.00
52534000	Employee Expenses	CC	31017959	5/24/2012	57.38
52534000	Employee Expenses	CC	31019323	5/24/2012	100.00
52534200	Conferences & Reg	CC	31018113	5/24/2012	545.00
52535000	Meals Deductible	CC	8068	5/24/2012	28.76
52535000	Meals Deductible	CC	8068	5/24/2012	23.43
52535000	Meals Deductible	CC	8074	5/24/2012	7.19
52535000	Meals Deductible	CC	31017505	5/24/2012	29.43
52535000	Meals Deductible	CC	31017522	5/24/2012	22.88
52535000	Meals Deductible	CC	31017523	5/24/2012	26.34
52535000	Meals Deductible	CC	31017540	5/24/2012	31.76
52535000	Meals Deductible	CC	31017610	5/24/2012	7.69
52535000	Meals Deductible	CC	31017903	5/24/2012	14.73
52535000	Meals Deductible	CC	31017907	5/24/2012	16.95
52535000	Meals Deductible	CC	31017948	5/24/2012	38.08
52535000	Meals Deductible	CC	31019171	5/24/2012	43.17
52535000	Meals Deductible	CC	31019302	5/24/2012	29.51
52550016	Janitorial AG	CC	31020275	5/24/2012	99.82
52550016	Janitorial AG	CC	31020275	5/24/2012	65.21
52554500	Lab Supplies	CC	8068	5/24/2012	2,599.15
52554500	Lab Supplies	CC	31019828	5/24/2012	128.31
52554500	Lab Supplies	CC	31020041	5/24/2012	887.95
52562013	Off&Adm Supplies WT	CC	8068	5/24/2012	57.61
52562016	Off&Adm Supplies AG	CC	8074	5/24/2012	9.90
52562016	Off&Adm Supplies AG	CC	31020275	5/24/2012	56.13
52574015	Telephone CA	TC	31017345	5/24/2012	38.26
52574015	Telephone CA	TC	31017346	5/24/2012	38.26
52574015	Telephone CA	TC	31017347	5/24/2012	38.26
52574015	Telephone CA	TC	31017348	5/24/2012	283.69
52574015	Telephone CA	TC	31017349	5/24/2012	1,151.99
52574015	Telephone CA	TC	31017350	5/24/2012	108.14
52574015	Telephone CA	TC	31017351	5/24/2012	148.59
52574015	Telephone CA	TC	31017352	5/24/2012	2,439.70
52574015	Telephone CA	TC	31017463	5/24/2012	433.46
52574016	Telephone AG	TC	31017318	5/24/2012	48.43
52574016	Telephone AG	TC	31017318	5/24/2012	1.75
52574016	Telephone AG	TC	31017352	5/24/2012	47.09
52574016	Telephone AG	TC	31017383	5/24/2012	159.92
52574016	Telephone AG	TC	31017384	5/24/2012	253.61
52574016	Telephone AG	TC	31017385	5/24/2012	2,000.12
52574016	Telephone AG	TC	31017463	5/24/2012	0.18
52574016	Telephone AG	TC	31017463	5/24/2012	114.88
52578013	Trash Removal WT	CC	31020274	5/24/2012	106.87
52582013	Uniforms WT	CC	31020163	5/24/2012	4.81
52582013	Uniforms WT	CC	31020163	5/24/2012	26.35
52582014	Uniforms TD	CC	8068	5/24/2012	111.30
52582014	Uniforms TD	CC	8068	5/24/2012	229.94
52582014	Uniforms TD	CC	8068	5/24/2012	43.51
52582014	Uniforms TD	CC	31020163	5/24/2012	21.31
52585000	Discounts Available	PN	7996	5/24/2012	(38.30)
53150013	Contr Svc-Other WT	CC	31018600	5/24/2012	304.35
55000016	Trans Oper AG	CC	31017559	5/24/2012	6.00
57010015	Uncoll Accts Exp CA	JE	31020372	5/24/2012	22.11
62002100	M&S Maint SS	CC	31020211	5/24/2012	423.11
62002100	M&S Maint SS	CC	31020270	5/24/2012	94.26
62002300	M&S Maint WT	CC	31019100	5/24/2012	422.15
62002300	M&S Maint WT	CC	31019101	5/24/2012	338.44



Kentucky American Water Company  
Case No. 2012-00520  
Response to PSC DR1, Item 31

Account	Description	Doc Type	Document Number	Posting Date	Amount
62002300	M&S Maint WT	CC	31019239	5/24/2012	39.77
62002300	M&S Maint WT	CC	31019243	5/24/2012	87.61
62002300	M&S Maint WT	CC	31019303	5/24/2012	44.12
62002300	M&S Maint WT	CC	31019304	5/24/2012	124.55
62002300	M&S Maint WT	CC	31019827	5/24/2012	206.17
62002300	M&S Maint WT	CC	31019853	5/24/2012	25.31
62002300	M&S Maint WT	CC	31019949	5/24/2012	75.30
62002300	M&S Maint WT	CC	31019950	5/24/2012	93.81
62002300	M&S Maint WT	CC	31020180	5/24/2012	421.58
62002300	M&S Maint WT	CC	31020280	5/24/2012	245.18
62002300	M&S Maint WT	CC	31020338	5/24/2012	26.47
62002400	M&S Maint TD	ST	31017435	5/24/2012	345.93
62002400	M&S Maint TD	ST	31017435	5/24/2012	84.37
62502300	Misc Maint WT	CC	31018764	5/24/2012	112.38
62502400	Misc Maint TD	ST	31017435	5/24/2012	1.08
62502600	Misc Maint AG	PV	43098802	5/24/2012	9,557.05
63150026	Contr Svc-Maint AG	CC	31019458	5/24/2012	100.00
40111000	Res Sales Billed	JE	31020508	5/25/2012	1,409.72
40111000	Res Sales Billed	JE	31020508	5/25/2012	(40.29)
40111000	Res Sales Billed	JE	31020508	5/25/2012	(8.72)
40121000	Com Sales Billed	JE	31020508	5/25/2012	(56.07)
40310400	OthRev-NSF Ck Chrg	JE	31020508	5/25/2012	(108.00)
40310500	OthRev-Appl/InitFee	JE	31020508	5/25/2012	(156.00)
51510014	Purchased Power TD	EE	70015276	5/25/2012	23.19
51800000	Chemicals	IJ	31020400	5/25/2012	51.49
51800000	Chemicals	IJ	31020400	5/25/2012	(0.10)
51800000	Chemicals	IJ	31020400	5/25/2012	0.01
52501600	Misc Oper AG	IJ	31020414	5/25/2012	(148.20)
52501600	Misc Oper AG	IJ	31020414	5/25/2012	(0.06)
52501600	Misc Oper AG	IJ	31020414	5/25/2012	0.00
52532013	Electricity WT	EE	70015315	5/25/2012	40.67
52532014	Electricity TD	EE	70015243	5/25/2012	25.97
52532014	Electricity TD	EE	70015277	5/25/2012	56.56
52554500	Lab Supplies	PV	43099951	5/25/2012	857.69
52554500	Lab Supplies	PV	43099951	5/25/2012	857.70
52562013	Off&Adm Supplies WT	PV	43099883	5/25/2012	51.39
52562016	Off&Adm Supplies AG	PV	43099497	5/25/2012	817.18
52562516	Overnight Shippng AG	PV	43099889	5/25/2012	349.20
52562516	Overnight Shippng AG	PV	43099899	5/25/2012	214.16
52562516	Overnight Shippng AG	PV	43099938	5/25/2012	48.99
52562516	Overnight Shippng AG	PV	43099938	5/25/2012	143.26
52562516	Overnight Shippng AG	PV	43099942	5/25/2012	75.11
52562516	Overnight Shippng AG	PV	43099944	5/25/2012	204.68
52578011	Trash Removal SS	PV	43099872	5/25/2012	28.42
52578011	Trash Removal SS	PV	43099924	5/25/2012	289.98
52578016	Trash Removal AG	PV	43099927	5/25/2012	63.88
52578016	Trash Removal AG	PV	43099930	5/25/2012	96.20
52583011	Water & WW SS	PV	43099937	5/25/2012	3,231.69
52585000	Discounts Available	PN	7998	5/25/2012	(29.45)
52585000	Discounts Available	PX	7140	5/25/2012	(4.32)
52585000	Discounts Available	PK	62065724	5/25/2012	(40.59)
52585000	Discounts Available	PK	62065724	5/25/2012	(21.77)
52585000	Discounts Available	PK	62065724	5/25/2012	(21.77)
57010015	Uncoll Accts Exp CA	JE	31020508	5/25/2012	(301.87)
62002300	M&S Maint WT	PV	43099887	5/25/2012	140.07
62002300	M&S Maint WT	PV	43099902	5/25/2012	1,435.06
62002300	M&S Maint WT	PV	43099915	5/25/2012	648.25
62002300	M&S Maint WT	PV	43099918	5/25/2012	1,503.08
62002300	M&S Maint WT	PV	43099921	5/25/2012	271.77
62002300	M&S Maint WT	PV	43099933	5/25/2012	74.46
62002300	M&S Maint WT	PV	43099933	5/25/2012	74.47
62002300	M&S Maint WT	PV	43099946	5/25/2012	1,680.00
63150026	Contr Svc-Maint AG	PV	43099495	5/25/2012	117.42
63150026	Contr Svc-Maint AG	PV	43099496	5/25/2012	107.42
71511000	M&J Revenues	RI	10179587	5/25/2012	(1,740.00)
62002400	M&S Maint TD	IR	732256	5/26/2012	(125.50)
62002400	M&S Maint TD	IR	732256	5/26/2012	(127.02)
62002400	M&S Maint TD	IR	732256	5/26/2012	(43.49)
62002400	M&S Maint TD	IR	732256	5/26/2012	(12.70)
62002400	M&S Maint TD	IR	732256	5/26/2012	(24.32)
62002400	M&S Maint TD	IR	732256	5/26/2012	(8.10)
62002400	M&S Maint TD	IR	732260	5/26/2012	(2.41)
62002400	M&S Maint TD	IR	732262	5/26/2012	(44.04)
62002400	M&S Maint TD	IR	732262	5/26/2012	(80.45)
62002400	M&S Maint TD	IR	732264	5/26/2012	(80.45)
62002400	M&S Maint TD	IR	732264	5/26/2012	(44.04)
71511000	M&J Revenues	RI	10179535	5/26/2012	(388.19)

Kentucky American Water Company  
Case No. 2012-00520  
Response to PSC DR1, Item 31

Account	Description	Doc Type	Document Number	Posting Date	Amount
71511000	M&J Revenues	RI	10179536	5/26/2012	(942.83)
71511000	M&J Revenues	RI	10179537	5/26/2012	(532.15)
71511000	M&J Revenues	RI	10179538	5/26/2012	(694.65)
71511000	M&J Revenues	RI	10179539	5/26/2012	(841.16)
71511000	M&J Revenues	RI	10179540	5/26/2012	(695.70)
71511000	M&J Revenues	RI	10179541	5/26/2012	(1,058.37)
71511000	M&J Revenues	RI	10179542	5/26/2012	(885.02)
71511000	M&J Revenues	RI	10179777	5/26/2012	(2,035.53)
71521000	M&J Expenses	II	732259	5/26/2012	2.41
71521000	M&J Expenses	II	732261	5/26/2012	80.45
71521000	M&J Expenses	II	732261	5/26/2012	44.04
62002400	M&S Maint TD	IR	732265	5/27/2012	(30.61)
62002400	M&S Maint TD	IR	732265	5/27/2012	(97.26)
62002400	M&S Maint TD	IR	732265	5/27/2012	(85.65)
62002400	M&S Maint TD	IR	732265	5/27/2012	(516.54)
62002400	M&S Maint TD	IR	732265	5/27/2012	(86.97)
62002400	M&S Maint TD	IR	732265	5/27/2012	(30.51)
62002400	M&S Maint TD	IR	732265	5/27/2012	(18.20)
62002400	M&S Maint TD	IR	732265	5/27/2012	(5.47)
62002400	M&S Maint TD	IR	732265	5/27/2012	(14.33)
62002400	M&S Maint TD	IR	732265	5/27/2012	(5.98)
62002400	M&S Maint TD	IR	732265	5/27/2012	(15.47)
62002400	M&S Maint TD	IR	732267	5/27/2012	(107.06)
62002400	M&S Maint TD	IR	732267	5/27/2012	(688.91)
62002400	M&S Maint TD	IR	732267	5/27/2012	(192.07)
62002400	M&S Maint TD	IR	732267	5/27/2012	(75.45)
62002400	M&S Maint TD	IR	732267	5/27/2012	(77.48)
62002400	M&S Maint TD	IR	732267	5/27/2012	(22.42)
62002400	M&S Maint TD	IR	732267	5/27/2012	(14.94)
62002400	M&S Maint TD	IR	732267	5/27/2012	(17.94)
62002400	M&S Maint TD	IR	732267	5/27/2012	(7.56)
62002400	M&S Maint TD	IR	732267	5/27/2012	(7.86)
62002400	M&S Maint TD	IR	732267	5/27/2012	(13.20)
62002400	M&S Maint TD	IR	732267	5/27/2012	(6.31)
40111000	Res Sales Billed	JE	31024000	5/29/2012	(180,977.98)
40111000	Res Sales Billed	JE	31024000	5/29/2012	(7.24)
40111000	Res Sales Billed	JE	31024000	5/29/2012	(25.57)
40121000	Corn Sales Billed	JE	31024000	5/29/2012	(35,780.53)
40145000	Priv Fire Billed	JE	31024000	5/29/2012	(3,049.42)
40151000	Publ Auth Billed	JE	31024000	5/29/2012	(474.03)
40211000	Dom WW Svc Billed	JE	31024000	5/29/2012	(32.07)
40310400	OthRev-NSF Ck Chrg	JE	31024000	5/29/2012	(72.00)
40310500	OthRev-Appl/InitFee	JE	31024000	5/29/2012	(1,352.00)
40310500	OthRev-Appl/InitFee	JE	31024000	5/29/2012	(650.00)
40310700	OthRev-Reconnct Fee	JE	31024000	5/29/2012	(1,404.00)
40310700	OthRev-Reconnct Fee	JE	31024000	5/29/2012	(26.00)
51110000	Waste Disposal	ID	732375	5/29/2012	132.10
51110000	Waste Disposal	ID	732375	5/29/2012	3,067.56
51110000	Waste Disposal	ID	732398	5/29/2012	30.35
51110000	Waste Disposal	ID	732400	5/29/2012	6,035.46
51800000	Chemicals	ID	732375	5/29/2012	1,804.05
51800000	Chemicals	ID	732375	5/29/2012	1,555.39
51800000	Chemicals	ID	732375	5/29/2012	2,550.20
51800000	Chemicals	ID	732375	5/29/2012	2,011.03
51800000	Chemicals	ID	732375	5/29/2012	11,643.89
51800000	Chemicals	ID	732375	5/29/2012	2,542.03
51800000	Chemicals	ID	732375	5/29/2012	5.27
51800000	Chemicals	ID	732398	5/29/2012	325.90
51800000	Chemicals	ID	732398	5/29/2012	410.76
51800000	Chemicals	ID	732398	5/29/2012	2,193.40
51800000	Chemicals	ID	732398	5/29/2012	2,244.76
51800000	Chemicals	ID	732398	5/29/2012	10,126.82
51800000	Chemicals	ID	732398	5/29/2012	3,997.24
51800000	Chemicals	ID	732398	5/29/2012	1.52
51800000	Chemicals	ID	732398	5/29/2012	137.50
51800000	Chemicals	ID	732398	5/29/2012	3,561.62
51800000	Chemicals	ID	732400	5/29/2012	7,040.28
51800000	Chemicals	ID	732400	5/29/2012	3,131.24
51800000	Chemicals	ID	732400	5/29/2012	8,652.12
51800000	Chemicals	ID	732400	5/29/2012	8,058.36
51800000	Chemicals	ID	732400	5/29/2012	42,637.61
51800000	Chemicals	ID	732400	5/29/2012	4,932.17
51800000	Chemicals	ID	732400	5/29/2012	373.87
51800000	Chemicals	ID	732409	5/29/2012	102.06
51800000	Chemicals	ID	732409	5/29/2012	211.68
51800000	Chemicals	ID	732409	5/29/2012	1,710.07
52501400	Misc Oper TD	PV	43102114	5/29/2012	210.39

Kentucky American Water Company  
Case No. 2012-00520  
Response to PSC DR1, Item 31

Account	Description	Doc Type	Document Number	Posting Date	Amount
52501400	Misc Oper TD	PV	43102117	5/29/2012	436.76
52501600	Misc Oper AG	OV	10368254	5/29/2012	19.50
52501600	Misc Oper AG	PV	43101683	5/29/2012	1.54
52510015	Bank Svc Charges-CA	PV	43103115	5/29/2012	8,071.28
52582013	Uniforms WT	PV	43102093	5/29/2012	179.04
52585000	Discounts Available	PN	8002	5/29/2012	(13.90)
52585000	Discounts Available	PN	8002	5/29/2012	(5.28)
52585000	Discounts Available	PN	8002	5/29/2012	(32.11)
52585000	Discounts Available	PN	8002	5/29/2012	(36.96)
52585000	Discounts Available	PN	8002	5/29/2012	(73.40)
52585000	Discounts Available	PN	8002	5/29/2012	(14.39)
52585000	Discounts Available	PN	8002	5/29/2012	(7.55)
53150013	Contr Svc-Other WT	PV	43102079	5/29/2012	50.00
53150013	Contr Svc-Other WT	PV	43102083	5/29/2012	50.00
53150013	Contr Svc-Other WT	PV	43102086	5/29/2012	336.00
53150013	Contr Svc-Other WT	PV	43102090	5/29/2012	336.00
53150014	Contr Svc-Other TD	PV	43102070	5/29/2012	56.00
53150014	Contr Svc-Other TD	PV	43103111	5/29/2012	6,990.00
54140016	Rents-Equip AG	PV	43102152	5/29/2012	338.89
54140016	Rents-Equip AG	PV	43102152	5/29/2012	307.44
54140016	Rents-Equip AG	PV	43102152	5/29/2012	159.58
54140016	Rents-Equip AG	PV	43102152	5/29/2012	159.58
54140016	Rents-Equip AG	PV	43102155	5/29/2012	498.45
54140016	Rents-Equip AG	PV	43102156	5/29/2012	1,822.34
54140016	Rents-Equip AG	PV	43102157	5/29/2012	186.39
54140016	Rents-Equip AG	PV	43102160	5/29/2012	141.04
54140016	Rents-Equip AG	PV	43102161	5/29/2012	149.09
54140016	Rents-Equip AG	PV	43103103	5/29/2012	306.41
57010015	Uncoll Accts Exp CA	JE	31024000	5/29/2012	(174.63)
62002100	M&S Maint SS	PV	43102127	5/29/2012	210.00
62002100	M&S Maint SS	PV	43102127	5/29/2012	210.00
62002300	M&S Maint WT	PV	43102102	5/29/2012	522.77
62002300	M&S Maint WT	PV	43102112	5/29/2012	38.69
62002300	M&S Maint WT	PV	43102118	5/29/2012	522.77
62002300	M&S Maint WT	PV	43102121	5/29/2012	261.39
62002300	M&S Maint WT	PV	43102125	5/29/2012	482.30
62002300	M&S Maint WT	PV	43102127	5/29/2012	210.00
62002300	M&S Maint WT	PV	43102127	5/29/2012	1,260.00
62002300	M&S Maint WT	PV	43102127	5/29/2012	630.00
62002300	M&S Maint WT	PV	43102127	5/29/2012	1,470.00
62002400	M&S Maint TD	JE	31020516	5/29/2012	(19.08)
62002400	M&S Maint TD	JE	31020516	5/29/2012	(25.44)
62002400	M&S Maint TD	JE	31020516	5/29/2012	(10.60)
62002400	M&S Maint TD	JE	31020517	5/29/2012	(130.91)
62002400	M&S Maint TD	PV	43102070	5/29/2012	279.00
62002400	M&S Maint TD	PV	43102070	5/29/2012	904.95
62002400	M&S Maint TD	JE	31020523	5/29/2012	(68.88)
62002400	M&S Maint TD	JE	31020523	5/29/2012	(130.91)
62002400	M&S Maint TD	JE	31020523	5/29/2012	(4.98)
62002400	M&S Maint TD	JE	31020526	5/29/2012	(96.67)
62002400	M&S Maint TD	JE	31020527	5/29/2012	(130.91)
62002400	M&S Maint TD	JE	31020528	5/29/2012	(71.51)
62502400	Misc Maint TD	JE	31020529	5/29/2012	(1,091.75)
71521000	M&J Expenses	JE	31020516	5/29/2012	19.08
71521000	M&J Expenses	JE	31020516	5/29/2012	25.44
71521000	M&J Expenses	JE	31020516	5/29/2012	10.60
71521000	M&J Expenses	JE	31020517	5/29/2012	130.91
71521000	M&J Expenses	JE	31020523	5/29/2012	68.88
71521000	M&J Expenses	JE	31020523	5/29/2012	130.91
71521000	M&J Expenses	JE	31020523	5/29/2012	4.98
71521000	M&J Expenses	JE	31020526	5/29/2012	96.67
71521000	M&J Expenses	JE	31020527	5/29/2012	130.91
71521000	M&J Expenses	JE	31020528	5/29/2012	71.51
40111000	Res Sales Billed	JE	31024002	5/30/2012	(202,705.97)
40111000	Res Sales Billed	JE	31024002	5/30/2012	(42.60)
40111000	Res Sales Billed	JE	31024002	5/30/2012	(7.84)
40121000	Com Sales Billed	JE	31024002	5/30/2012	(12,009.44)
40145000	Priv Fire Billed	JE	31024002	5/30/2012	220.65
40151000	Publ Auth Billed	JE	31024002	5/30/2012	(1,002.05)
40171000	Misc Sales Billed	JE	31024002	5/30/2012	12.00
40211000	Dom WW Svc Billed	JE	31024002	5/30/2012	(14.49)
40211000	Dom WW Svc Billed	JE	31024002	5/30/2012	(58.72)
40310400	OthRev-NSF Ck Chrg	JE	31024002	5/30/2012	(72.00)
40310500	OthRev-App/InitFee	JE	31024002	5/30/2012	690.00
40310500	OthRev-App/InitFee	JE	31024002	5/30/2012	(2,470.00)
40310500	OthRev-App/InitFee	JE	31024002	5/30/2012	(26.00)
40310700	OthRev-Reconncct Fee	JE	31024002	5/30/2012	(1,872.00)

Kentucky American Water Company  
Case No. 2012-00520  
Response to PSC DR1, Item 31

Account	Description	Doc Type	Document Number	Posting Date	Amount
50101305	Labor Oper WT SupEng	JE	31020575	5/30/2012	2,983.00
50101400	Labor Oper TD	JE	31020575	5/30/2012	2,229.00
50101405	Labor Oper TD SupEng	JE	31020575	5/30/2012	2,017.00
50101405	Labor Oper TD SupEng	JE	31020575	5/30/2012	582.00
50101600	Labor Oper AG	JE	31020575	5/30/2012	7,006.00
50101600	Labor Oper AG	JE	31020575	5/30/2012	6,236.00
50101600	Labor Oper AG	JE	31020575	5/30/2012	718.00
50101600	Labor Oper AG	JE	31020575	5/30/2012	1,648.00
50101600	Labor Oper AG	JE	31020575	5/30/2012	2,654.00
50101600	Labor Oper AG	JE	31020575	5/30/2012	18,910.00
50101600	Labor Oper AG	JE	31020575	5/30/2012	44,713.00
50101600	Labor Oper AG	JE	31020575	5/30/2012	3,248.00
50101600	Labor Oper AG	JE	31020575	5/30/2012	4,907.00
50421000	401k Expense	JE	31020599	5/30/2012	2,214.00
50422000	DCP Expense	JE	31020592	5/30/2012	2,922.00
50423000	ESPP Expense	JE	31020587	5/30/2012	748.17
51800000	Chemicals	PV	43103398	5/30/2012	0.03
52501600	Misc Oper AG	PV	43103387	5/30/2012	0.04
52501600	Misc Oper AG	PV	43103387	5/30/2012	0.01
52510015	Bank Svc Charges-CA	PV	43103576	5/30/2012	7,582.59
52520000	Collection Agencies	PV	43103462	5/30/2012	5,508.26
52520000	Collection Agencies	PV	43103583	5/30/2012	3,929.93
52532013	Electricity WT	EE	70015648	5/30/2012	50.09
52532014	Electricity TD	EE	70015649	5/30/2012	64.34
52532014	Electricity TD	EE	70015685	5/30/2012	32.16
52532014	Electricity TD	EE	70015686	5/30/2012	20.67
52554500	Lab Supplies	ST	31020541	5/30/2012	51.46
52554500	Lab Supplies	ST	31020541	5/30/2012	51.46
52562013	Off&Adm Supplies WT	ST	31020541	5/30/2012	3.08
52562016	Off&Adm Supplies AG	ST	31020541	5/30/2012	49.03
52578016	Trash Removal AG	ST	31020541	5/30/2012	5.77
52583011	Water & WW SS	ST	31020541	5/30/2012	193.90
52585000	Discounts Available	PX	7212	5/30/2012	(0.80)
52585000	Discounts Available	PX	7212	5/30/2012	(9.68)
52585000	Discounts Available	PX	7212	5/30/2012	(0.60)
52585000	Discounts Available	PX	7212	5/30/2012	(2.36)
57010015	Uncoll Accts Exp CA	JE	31024002	5/30/2012	3,002.11
57010015	Uncoll Accts Exp CA	JE	31024002	5/30/2012	37,469.89
62002400	M&S Maint TD	IR	732583	5/30/2012	(47.91)
62002400	M&S Maint TD	IR	732583	5/30/2012	(843.91)
63150026	Contr Svc-Maint AG	ST	31020541	5/30/2012	7.05
63150026	Contr Svc-Maint AG	ST	31020541	5/30/2012	6.45
40112000	Res Sales Unbilled	JE	31020846	5/31/2012	(2,333,714.68)
40112000	Res Sales Unbilled	JE	12120507	5/31/2012	(131,894.07)
40121000	Com Sales Billed	JE	166	5/31/2012	18,175.61
40121000	Com Sales Billed	JE	166	5/31/2012	303.98
40122000	Com Sales Unbilled	JE	31020846	5/31/2012	(1,205,582.01)
40122000	Com Sales Unbilled	JE	12120507	5/31/2012	(68,135.65)
40132000	Ind Sales Unbilled	JE	31020846	5/31/2012	(106,759.47)
40132000	Ind Sales Unbilled	JE	12120507	5/31/2012	(6,033.68)
40152000	Publ Auth Unbilled	JE	31020846	5/31/2012	(338,851.12)
40152000	Publ Auth Unbilled	JE	12120507	5/31/2012	(19,150.78)
40161050	Sls/Rsle Billed I/C	JE	305	5/31/2012	(1,069.09)
40161050	Sls/Rsle Billed I/C	JE	305	5/31/2012	(1,402.08)
40162000	SalesforRsle Unbilld	JE	31020846	5/31/2012	(145,859.11)
40162000	SalesforRsle Unbilld	JE	12120507	5/31/2012	(11,610.54)
40211000	Dom WW Svc Billed	JE	31024325	5/31/2012	9.66
40211000	Dom WW Svc Billed	JE	31024325	5/31/2012	77.21
40221000	Com WW Svc Billed	JE	31024325	5/31/2012	4.69
40221000	Com WW Svc Billed	JE	31024325	5/31/2012	2,303.00
40221000	Com WW Svc Billed	JE	31024325	5/31/2012	58.78
40221000	Com WW Svc Billed	JE	31024325	5/31/2012	67.60
40310250	OthRev-Rent I/C	JE	12120505	5/31/2012	(30,424.35)
40310300	OthRev-CFO	JE	50	5/31/2012	(72,640.93)
40310300	OthRev-CFO	JE	50	5/31/2012	(27,155.65)
40310300	OthRev-CFO	JE	50	5/31/2012	(189.60)
40310300	OthRev-CFO	JE	50	5/31/2012	(36,044.78)
50101300	Labor Oper WT	T2	47352	5/31/2012	1,047.75
50101300	Labor Oper WT	T2	47352	5/31/2012	788.87
50101300	Labor Oper WT	T2	47352	5/31/2012	15,235.25
50101300	Labor Oper WT	T2	47352	5/31/2012	14,904.32
50101300	Labor Oper WT	T2	47352	5/31/2012	8,815.49
50101300	Labor Oper WT	T2	47352	5/31/2012	834.67
50101305	Labor Oper WT SupEng	T2	47352	5/31/2012	7,144.89
50101305	Labor Oper WT SupEng	T2	47352	5/31/2012	2,084.24
50101305	Labor Oper WT SupEng	T2	47352	5/31/2012	9,796.85
50101305	Labor Oper WT SupEng	T2	47352	5/31/2012	2,899.16

Kentucky American Water Company  
Case No. 2012-00520  
Response to PSC DR1, Item 31

Account	Description	Doc Type	Document Number	Posting Date	Amount
50101305	Labor Oper WT SupEng	T2	47352	5/31/2012	3,695.67
50101305	Labor Oper WT SupEng	T2	47352	5/31/2012	4,387.96
50101305	Labor Oper WT SupEng	T2	47352	5/31/2012	302.90
50101305	Labor Oper WT SupEng	T2	47352	5/31/2012	7,052.37
50101305	Labor Oper WT SupEng	T2	47352	5/31/2012	168.40
50101400	Labor Oper TD	T2	47352	5/31/2012	28,390.74
50101400	Labor Oper TD	T2	47352	5/31/2012	1,424.35
50101400	Labor Oper TD	T2	47352	5/31/2012	590.72
50101400	Labor Oper TD	T2	47352	5/31/2012	1,509.28
50101400	Labor Oper TD	T2	47352	5/31/2012	3,149.21
50101405	Labor Oper TD SupEng	T2	47352	5/31/2012	1,607.69
50101405	Labor Oper TD SupEng	T2	47352	5/31/2012	198.30
50101405	Labor Oper TD SupEng	T2	47352	5/31/2012	1,674.35
50101405	Labor Oper TD SupEng	T2	47352	5/31/2012	1,037.09
50101415	Labor Oper TD Lines	T2	47352	5/31/2012	4,030.72
50101415	Labor Oper TD Lines	T2	47352	5/31/2012	2,053.83
50101415	Labor Oper TD Lines	T2	47352	5/31/2012	1,534.06
50101420	Labor Oper TD Meter	T2	47352	5/31/2012	20,175.37
50101500	Labor Oper CA	T2	47352	5/31/2012	184.56
50101500	Labor Oper CA	T2	47352	5/31/2012	286.35
50101510	Labor Oper CA MtrRd	T2	47352	5/31/2012	12,813.84
50101520	Labor Oper CA CstSrv	T2	47352	5/31/2012	4,490.77
50101600	Labor Oper AG	T2	47352	5/31/2012	19,981.32
50101600	Labor Oper AG	T2	47352	5/31/2012	1,809.41
50101600	Labor Oper AG	T2	47352	5/31/2012	3,257.31
50101600	Labor Oper AG	T2	47352	5/31/2012	7,871.52
50101600	Labor Oper AG	T2	47352	5/31/2012	48.52
50101600	Labor Oper AG	T2	47352	5/31/2012	2,512.06
50102200	Labor Maint P	T2	47352	5/31/2012	1,179.36
50102200	Labor Maint P	T2	47352	5/31/2012	1,179.36
50102300	Labor Maint WT	T2	47352	5/31/2012	1,375.92
50102300	Labor Maint WT	T2	47352	5/31/2012	982.80
50102400	Labor Maint TD	T2	47352	5/31/2012	1,799.66
50102410	Labor Mnt TD Str&Imp	T2	47352	5/31/2012	80.75
50102415	Labor Mnt TD DistRes	T2	47352	5/31/2012	982.80
50102420	Labor Mnt TD Mains	T2	47352	5/31/2012	1,120.28
50102420	Labor Mnt TD Mains	T2	47352	5/31/2012	138.85
50102420	Labor Mnt TD Mains	T2	47352	5/31/2012	2,717.39
50102420	Labor Mnt TD Mains	T2	47352	5/31/2012	586.48
50102430	Labor Mnt TD Service	T2	47352	5/31/2012	6,148.29
50102430	Labor Mnt TD Service	T2	47352	5/31/2012	115.35
50102430	Labor Mnt TD Service	T2	47352	5/31/2012	146.13
50102430	Labor Mnt TD Service	T2	47352	5/31/2012	848.11
50102435	Labor Mnt TD Meter	T2	47352	5/31/2012	1,965.60
50102435	Labor Mnt TD Meter	T2	47352	5/31/2012	663.38
50102435	Labor Mnt TD Meter	T2	47352	5/31/2012	288.20
50102440	Labor Mnt TD Hydrant	T2	47352	5/31/2012	1,282.32
50102440	Labor Mnt TD Hydrant	T2	47352	5/31/2012	3,275.04
50111300	LaborOper NS OT WT	T2	47352	5/31/2012	232.84
50111300	LaborOper NS OT WT	T2	47352	5/31/2012	33.26
50111300	LaborOper NS OT WT	T2	47352	5/31/2012	1,361.55
50111300	LaborOper NS OT WT	T2	47352	5/31/2012	2,858.88
50111300	LaborOper NS OT WT	T2	47352	5/31/2012	2,890.62
50111300	LaborOper NS OT WT	T2	47352	5/31/2012	70.73
50111305	LaborOperNS OT WT SE	T2	47352	5/31/2012	242.23
50111305	LaborOperNS OT WT SE	T2	47352	5/31/2012	359.78
50111305	LaborOperNS OT WT SE	T2	47352	5/31/2012	1,218.87
50111400	LaborOper NS OT TD	T2	47352	5/31/2012	490.67
50111400	LaborOper NS OT TD	T2	47352	5/31/2012	99.64
50111405	LaborOperNS OT TD SE	T2	47352	5/31/2012	64.74
50111415	LaborOperNS OT TD Ln	T2	47352	5/31/2012	353.94
50111415	LaborOperNS OT TD Ln	T2	47352	5/31/2012	15.79
50111420	LaborOperNS OT TD Mt	T2	47352	5/31/2012	3,150.03
50111510	LaborOperNS OT CA MR	T2	47352	5/31/2012	1,066.65
50111520	LaborOperNS OT CA CS	T2	47352	5/31/2012	196.21
50112200	LaborMaint NS OT P	T2	47352	5/31/2012	37.46
50112300	LaborMaint NS OT WT	T2	47352	5/31/2012	111.92
50112300	LaborMaint NS OT WT	T2	47352	5/31/2012	112.22
50112400	LaborMaint NS OT TD	T2	47352	5/31/2012	207.63
50112420	LaborMaintNSOT TD Mn	T2	47352	5/31/2012	1,245.70
50112430	LaborMaintNSOT TD Sv	T2	47352	5/31/2012	1,904.64
50112430	LaborMaintNSOT TD Sv	T2	47352	5/31/2012	316.59
50112440	LaborMaintNSOT TD Hy	T2	47352	5/31/2012	72.51
50171000	Annual Incent Plan	JE	99051204	5/31/2012	(52,304.00)
50171000	Annual Incent Plan	T3	47353	5/31/2012	3,768.09
50171000	Annual Incent Plan	T3	47353	5/31/2012	775.37
50171000	Annual Incent Plan	T3	47353	5/31/2012	212.87

Kentucky American Water Company  
Case No. 2012-00520  
Response to PSC DR1, Item 31

Account	Description	Doc Type	Document Number	Posting Date	Amount
50171000	Annual Incent Plan	T3	47353	5/31/2012	271.37
50171000	Annual Incent Plan	T3	47353	5/31/2012	692.72
50171000	Annual Incent Plan	T3	47353	5/31/2012	1,463.30
50171000	Annual Incent Plan	T3	47353	5/31/2012	2,377.79
50171000	Annual Incent Plan	T3	47353	5/31/2012	582.70
50171000	Annual Incent Plan	T3	47353	5/31/2012	257.25
50171000	Annual Incent Plan	T3	47353	5/31/2012	321.54
50171600	Comp Exp-Options	JE	31024284	5/31/2012	1,731.00
50171800	Comp Exp-RSU's	JE	31024284	5/31/2012	480.00
50421000	401k Expense	T3	47353	5/31/2012	418.05
50421000	401k Expense	T3	47353	5/31/2012	72.38
50421000	401k Expense	T3	47353	5/31/2012	13.59
50421000	401k Expense	T3	47353	5/31/2012	205.69
50421000	401k Expense	T3	47353	5/31/2012	140.83
50421000	401k Expense	T3	47353	5/31/2012	1,479.08
50421000	401k Expense	T3	47353	5/31/2012	36.08
50421000	401k Expense	T3	47353	5/31/2012	144.63
50421000	401k Expense	T3	47353	5/31/2012	60.58
50421000	401k Expense	T3	47353	5/31/2012	3.47
50421000	401k Expense	T3	47353	5/31/2012	43.48
50421000	401k Expense	T3	47353	5/31/2012	66.41
50421000	401k Expense	T3	47353	5/31/2012	1.15
50421000	401k Expense	T3	47353	5/31/2012	3.65
50421000	401k Expense	T3	47353	5/31/2012	16.59
50421000	401k Expense	T3	47353	5/31/2012	11.52
50421000	401k Expense	T3	47353	5/31/2012	14.76
50421000	401k Expense	T3	47353	5/31/2012	215.15
50421000	401k Expense	T3	47353	5/31/2012	275.82
50421000	401k Expense	T3	47353	5/31/2012	478.49
50421000	401k Expense	T3	47353	5/31/2012	250.91
50421000	401k Expense	T3	47353	5/31/2012	7.57
50421000	401k Expense	T3	47353	5/31/2012	207.22
50421000	401k Expense	T3	47353	5/31/2012	129.28
50421000	401k Expense	T3	47353	5/31/2012	50.20
50421000	401k Expense	T3	47353	5/31/2012	19.73
50421000	401k Expense	T3	47353	5/31/2012	16.62
50421000	401k Expense	T3	47353	5/31/2012	6.16
50422000	DCP Expense	T3	47353	5/31/2012	235.75
50422000	DCP Expense	T3	47353	5/31/2012	94.99
50422000	DCP Expense	T3	47353	5/31/2012	142.47
50422000	DCP Expense	T3	47353	5/31/2012	211.18
50422000	DCP Expense	T3	47353	5/31/2012	383.54
50422000	DCP Expense	T3	47353	5/31/2012	109.42
50422000	DCP Expense	T3	47353	5/31/2012	1,843.68
50422000	DCP Expense	T3	47353	5/31/2012	1.82
50422000	DCP Expense	T3	47353	5/31/2012	171.99
50422000	DCP Expense	T3	47353	5/31/2012	168.13
50422000	DCP Expense	T3	47353	5/31/2012	99.07
50422000	DCP Expense	T3	47353	5/31/2012	67.21
50422000	DCP Expense	T3	47353	5/31/2012	6.06
50422000	DCP Expense	T3	47353	5/31/2012	15.14
50422000	DCP Expense	T3	47353	5/31/2012	103.99
50422000	DCP Expense	T3	47353	5/31/2012	417.13
50422000	DCP Expense	T3	47353	5/31/2012	616.73
50422000	DCP Expense	T3	47353	5/31/2012	599.77
50422000	DCP Expense	T3	47353	5/31/2012	222.20
50422000	DCP Expense	T3	47353	5/31/2012	110.66
50422000	DCP Expense	T3	47353	5/31/2012	148.96
50422000	DCP Expense	T3	47353	5/31/2012	32.64
50422000	DCP Expense	T3	47353	5/31/2012	21.59
50422000	DCP Expense	T3	47353	5/31/2012	6.82
50426000	Retiree Medical Exp	T3	47353	5/31/2012	357.00
50426000	Retiree Medical Exp	T3	47353	5/31/2012	69.46
50426000	Retiree Medical Exp	T3	47353	5/31/2012	69.54
50426000	Retiree Medical Exp	T3	47353	5/31/2012	33.80
50426000	Retiree Medical Exp	T3	47353	5/31/2012	2.14
50426000	Retiree Medical Exp	T3	47353	5/31/2012	2.67
50426000	Retiree Medical Exp	T3	47353	5/31/2012	83.93
50426000	Retiree Medical Exp	T3	47353	5/31/2012	82.75
50450016	Other Welfare AG	JE	31024044	5/31/2012	9,600.00
50450016	Other Welfare AG	JE	31024167	5/31/2012	(1,133.33)
50450016	Other Welfare AG	JE	31024167	5/31/2012	(1,050.00)
50452000	Emp Physical Exams	CC	31023715	5/31/2012	117.00
50510000	PBOP Expense	JR	2001	5/31/2012	70,420.00
50510000	PBOP Expense	JR	2007	5/31/2012	492.94
50510000	PBOP Expense	JR	2007	5/31/2012	(492.94)
50510000	PBOP Expense	JE	102	5/31/2012	(359.60)

Kentucky American Water Company  
Case No. 2012-00520  
Response to PSC DR1, Item 31

Account	Description	Doc Type	Document Number	Posting Date	Amount
50510000	PBOP Expense	JE	104	5/31/2012	(118.00)
50510100	PBOP Cap Credits	T1	47351	5/31/2012	(23,839.37)
50510100	PBOP Cap Credits	T3	47353	5/31/2012	18,556.04
50510100	PBOP Cap Credits	T3	47353	5/31/2012	233.83
50510100	PBOP Cap Credits	T3	47353	5/31/2012	111.58
50510100	PBOP Cap Credits	T3	47353	5/31/2012	21.80
50510100	PBOP Cap Credits	T3	47353	5/31/2012	130.38
50510100	PBOP Cap Credits	T3	47353	5/31/2012	121.43
50510100	PBOP Cap Credits	T3	47353	5/31/2012	22.94
50510100	PBOP Cap Credits	T3	47353	5/31/2012	104.16
50510100	PBOP Cap Credits	T3	47353	5/31/2012	92.74
50550000	Group Insur Expense	JE	31014118	5/31/2012	1,230.40
50550000	Group Insur Expense	JE	31014118	5/31/2012	(1,230.40)
50550000	Group Insur Expense	T1	47351	5/31/2012	(13,668.28)
50550000	Group Insur Expense	T3	47353	5/31/2012	79.91
50550000	Group Insur Expense	T3	47353	5/31/2012	1,541.32
50550000	Group Insur Expense	T3	47353	5/31/2012	17.51
50550000	Group Insur Expense	T3	47353	5/31/2012	55.97
50550000	Group Insur Expense	T3	47353	5/31/2012	19.19
50550000	Group Insur Expense	T3	47353	5/31/2012	29.06
50550000	Group Insur Expense	T3	47353	5/31/2012	287.46
50550000	Group Insur Expense	T3	47353	5/31/2012	434.13
50550000	Group Insur Expense	T3	47353	5/31/2012	643.80
50550000	Group Insur Expense	T3	47353	5/31/2012	302.72
50550000	Group Insur Expense	T3	47353	5/31/2012	340.22
50550000	Group Insur Expense	T3	47353	5/31/2012	20.54
50550000	Group Insur Expense	JE	31024109	5/31/2012	(11,455.47)
50550000	Group Insur Expense	JE	31024164	5/31/2012	(1,626.90)
50550000	Group Insur Expense	JE	31024164	5/31/2012	(1,532.00)
50550100	Group Ins Cap Credits	T1	47351	5/31/2012	(55,696.81)
50550100	Group Ins Cap Credits	T3	47353	5/31/2012	42,282.92
50550100	Group Ins Cap Credits	T3	47353	5/31/2012	283.48
50550100	Group Ins Cap Credits	T3	47353	5/31/2012	815.57
50550100	Group Ins Cap Credits	T3	47353	5/31/2012	622.65
50550100	Group Ins Cap Credits	T3	47353	5/31/2012	25.83
50550100	Group Ins Cap Credits	T3	47353	5/31/2012	505.44
50550100	Group Ins Cap Credits	T3	47353	5/31/2012	382.01
50550100	Group Ins Cap Credits	T3	47353	5/31/2012	21.46
50550100	Group Ins Cap Credits	T3	47353	5/31/2012	27.18
50550100	Group Ins Cap Credits	T3	47353	5/31/2012	123.37
50550100	Group Ins Cap Credits	T3	47353	5/31/2012	53.60
50550100	Group Ins Cap Credits	T3	47353	5/31/2012	109.88
50550100	Group Ins Cap Credits	T3	47353	5/31/2012	387.67
50610000	Pension Expense	JR	2002	5/31/2012	101,561.08
50610000	Pension Expense	JR	2007	5/31/2012	710.93
50610000	Pension Expense	JR	2007	5/31/2012	(710.93)
50610100	Pension Cap Credits	T1	47351	5/31/2012	(37,049.73)
50610100	Pension Cap Credits	T3	47353	5/31/2012	28,838.63
50610100	Pension Cap Credits	T3	47353	5/31/2012	363.40
50610100	Pension Cap Credits	T3	47353	5/31/2012	173.42
50610100	Pension Cap Credits	T3	47353	5/31/2012	33.88
50610100	Pension Cap Credits	T3	47353	5/31/2012	202.65
50610100	Pension Cap Credits	T3	47353	5/31/2012	188.72
50610100	Pension Cap Credits	T3	47353	5/31/2012	35.66
50610100	Pension Cap Credits	T3	47353	5/31/2012	161.86
50610100	Pension Cap Credits	T3	47353	5/31/2012	144.14
51010000	Purchased Water	JE	205	5/31/2012	14,821.00
51010000	Purchased Water	JE	205	5/31/2012	4,486.00
51010000	Purchased Water	JE	205	5/31/2012	17,889.16
51010000	Purchased Water	JE	205	5/31/2012	1,316.00
51015000	Purchased Water I/C	JE	305	5/31/2012	1,069.09
51015000	Purchased Water I/C	JE	305	5/31/2012	1,402.08
51110000	Waste Disposal	J1	12120502	5/31/2012	1,998.75
51110000	Waste Disposal	JR	200	5/31/2012	5,333.33
51110000	Waste Disposal	JR	201	5/31/2012	3,000.00
51110000	Waste Disposal	ID	733171	5/31/2012	957.66
51110000	Waste Disposal	ID	733171	5/31/2012	910.53
51110000	Waste Disposal	JE	155	5/31/2012	2,454.80
51110000	Waste Disposal	JE	156	5/31/2012	307.10
51120000	Amort Waste Disposal	JR	1100	5/31/2012	8,333.33
51510012	Purchased Power P	EE	70015889	5/31/2012	126.94
51510012	Purchased Power P	JE	155	5/31/2012	35,617.78
51510012	Purchased Power P	JE	155	5/31/2012	9,277.80
51510012	Purchased Power P	JE	155	5/31/2012	209.47
51510012	Purchased Power P	JE	155	5/31/2012	712.64
51510012	Purchased Power P	JE	157	5/31/2012	(5,511.54)
51510012	Purchased Power P	JE	157	5/31/2012	(595.42)

Kentucky American Water Company  
Case No. 2012-00520  
Response to PSC DR1, Item 31

Account	Description	Doc Type	Document Number	Posting Date	Amount
51510012	Purchased Power P	JE	156	5/31/2012	4,455.78
51510012	Purchased Power P	JE	156	5/31/2012	1,160.65
51510012	Purchased Power P	JE	156	5/31/2012	26.20
51510012	Purchased Power P	JE	156	5/31/2012	89.15
51510013	Purchased Power WT	JE	155	5/31/2012	197,268.84
51510013	Purchased Power WT	JE	155	5/31/2012	25,733.24
51510013	Purchased Power WT	JE	155	5/31/2012	47,553.69
51510013	Purchased Power WT	JE	155	5/31/2012	11,536.97
51510013	Purchased Power WT	JE	155	5/31/2012	2,215.08
51510013	Purchased Power WT	JE	157	5/31/2012	789.18
51510013	Purchased Power WT	JE	157	5/31/2012	41,228.19
51510013	Purchased Power WT	JE	156	5/31/2012	24,678.33
51510013	Purchased Power WT	JE	156	5/31/2012	3,219.23
51510013	Purchased Power WT	JE	156	5/31/2012	5,948.97
51510013	Purchased Power WT	JE	156	5/31/2012	1,443.27
51510013	Purchased Power WT	JE	156	5/31/2012	277.11
51510014	Purchased Power TD	JE	155	5/31/2012	12.00
51510014	Purchased Power TD	JE	155	5/31/2012	377.31
51510014	Purchased Power TD	JE	156	5/31/2012	1.50
51510014	Purchased Power TD	JE	156	5/31/2012	47.20
51800000	Chemicals	ID	733171	5/31/2012	3,371.09
51800000	Chemicals	ID	733171	5/31/2012	1,170.85
51800000	Chemicals	ID	733171	5/31/2012	4,406.20
51800000	Chemicals	ID	733171	5/31/2012	3,584.68
51800000	Chemicals	ID	733171	5/31/2012	22,717.83
51800000	Chemicals	ID	733171	5/31/2012	2,106.12
51800000	Chemicals	ID	733171	5/31/2012	78.32
51800000	Chemicals	ID	733171	5/31/2012	4,234.32
51800000	Chemicals	ID	733180	5/31/2012	118.19
51800000	Chemicals	ID	733180	5/31/2012	310.18
52001300	M&S Oper WT	CC	31022277	5/31/2012	8.54
52001300	M&S Oper WT	CC	31022756	5/31/2012	114.48
52001300	M&S Oper WT	CC	31022952	5/31/2012	8.54
52001400	M&S Oper TD	CC	31020909	5/31/2012	(22.69)
52001400	M&S Oper TD	CC	31020912	5/31/2012	22.69
52001400	M&S Oper TD	CC	31020965	5/31/2012	306.34
52001400	M&S Oper TD	CC	31023694	5/31/2012	4.27
52001400	M&S Oper TD	CC	31023952	5/31/2012	25.44
52001400	M&S Oper TD	JE	160	5/31/2012	1,500.00
52001600	M&S Oper AG	CC	8081	5/31/2012	135.00
52001600	M&S Oper AG	CC	8081	5/31/2012	85.00
52001600	M&S Oper AG	CC	8081	5/31/2012	85.00
52001600	M&S Oper AG	CC	8081	5/31/2012	107.92
52001600	M&S Oper AG	CC	8081	5/31/2012	74.27
52001600	M&S Oper AG	CC	8081	5/31/2012	42.25
52501300	Misc Oper WT	CC	31022668	5/31/2012	21.19
52501400	Misc Oper TD	JE	148	5/31/2012	95.27
52501400	Misc Oper TD	JE	160	5/31/2012	1,488.46
52501600	Misc Oper AG	JE	12120501	5/31/2012	130.18
52501600	Misc Oper AG	CC	31023350	5/31/2012	137.65
52501600	Misc Oper AG	CC	31023635	5/31/2012	16.95
52501600	Misc Oper AG	JE	332	5/31/2012	123.48
52501600	Misc Oper AG	JE	335	5/31/2012	302.17
52501600	Misc Oper AG	JE	333	5/31/2012	72.29
52501600	Misc Oper AG	JE	160	5/31/2012	21,308.06
52510015	Bank Svc Charges-CA	JE	140	5/31/2012	15,110.08
52510015	Bank Svc Charges-CA	JE	141	5/31/2012	8,527.37
52520000	Collection Agencies	JE	316	5/31/2012	8,294.66
52520000	Collection Agencies	JE	334	5/31/2012	1,209.90
52520000	Collection Agencies	JE	334	5/31/2012	147.14
52524000	Co Dues/Mmbrshp Ded	JE	99051202	5/31/2012	82.50
52524000	Co Dues/Mmbrshp Ded	JR	1209	5/31/2012	427.08
52524000	Co Dues/Mmbrshp Ded	JR	1212	5/31/2012	3,800.50
52524000	Co Dues/Mmbrshp Ded	JR	200	5/31/2012	307.11
52524000	Co Dues/Mmbrshp Ded	JR	213	5/31/2012	532.11
52526100	Credit Line Fees I/C	JE	129	5/31/2012	4,577.50
52526100	Credit Line Fees I/C	JE	125	5/31/2012	1,322.47
52532013	Electricity WT	JE	155	5/31/2012	23.27
52532013	Electricity WT	JE	155	5/31/2012	60.51
52532013	Electricity WT	JE	155	5/31/2012	31.62
52532013	Electricity WT	JE	156	5/31/2012	2.91
52532013	Electricity WT	JE	156	5/31/2012	7.57
52532013	Electricity WT	JE	156	5/31/2012	3.96
52532014	Electricity TD	EE	70015887	5/31/2012	20.36
52532014	Electricity TD	EE	70015888	5/31/2012	19.79
52532014	Electricity TD	EE	70015928	5/31/2012	9.87
52532014	Electricity TD	JE	155	5/31/2012	3,703.23



Kentucky American Water Company  
Case No. 2012-00520  
Response to PSC DR1, Item 31

Account	Description	Doc Type	Document Number	Posting Date	Amount
52532014	Electricity TD	JE	155	5/31/2012	960.06
52532014	Electricity TD	JE	155	5/31/2012	668.72
52532014	Electricity TD	JE	156	5/31/2012	463.27
52532014	Electricity TD	JE	156	5/31/2012	198.61
52532016	Electricity AG	JE	155	5/31/2012	5,929.47
52532016	Electricity AG	JE	155	5/31/2012	178.83
52532016	Electricity AG	JE	156	5/31/2012	741.78
52532016	Electricity AG	JE	156	5/31/2012	22.37
52534000	Employee Expenses	CC	31022140	5/31/2012	80.00
52534000	Employee Expenses	CC	31022420	5/31/2012	39.00
52534000	Employee Expenses	CC	31022421	5/31/2012	90.00
52534000	Employee Expenses	CC	31022424	5/31/2012	218.48
52534000	Employee Expenses	CC	31022745	5/31/2012	100.00
52534000	Employee Expenses	CC	31022746	5/31/2012	100.00
52534000	Employee Expenses	CC	8081	5/31/2012	32.64
52534000	Employee Expenses	CC	8081	5/31/2012	13.00
52534000	Employee Expenses	JE	31024336	5/31/2012	24,415.38
52534200	Conferences & Reg	JR	215	5/31/2012	216.40
52535000	Meals Deductible	CC	31020910	5/31/2012	24.13
52535000	Meals Deductible	CC	31020915	5/31/2012	36.00
52535000	Meals Deductible	CC	31021125	5/31/2012	38.44
52535000	Meals Deductible	CC	31021963	5/31/2012	57.14
52535000	Meals Deductible	CC	31022139	5/31/2012	11.43
52535000	Meals Deductible	CC	31022299	5/31/2012	88.00
52535000	Meals Deductible	CC	31022422	5/31/2012	4.31
52535000	Meals Deductible	CC	31022423	5/31/2012	4.31
52535000	Meals Deductible	CC	31022535	5/31/2012	6.65
52535000	Meals Deductible	CC	31023421	5/31/2012	13.99
52535000	Meals Deductible	CC	8081	5/31/2012	7.90
52535000	Meals Deductible	J2	12120506	5/31/2012	(5,000.00)
52535000	Meals Deductible	JE	31024336	5/31/2012	24,415.38
52542015	Forms CA	JE	300	5/31/2012	16,729.22
52542016	Forms AG	CC	31021757	5/31/2012	408.42
52548014	Heating Oil/Gas TD	JE	155	5/31/2012	829.95
52548014	Heating Oil/Gas TD	JE	155	5/31/2012	36.27
52548014	Heating Oil/Gas TD	JE	156	5/31/2012	103.83
52548014	Heating Oil/Gas TD	JE	156	5/31/2012	4.54
52548016	Heating Oil/Gas AG	JE	155	5/31/2012	1,319.88
52548016	Heating Oil/Gas AG	JE	156	5/31/2012	165.12
52554500	Lab Supplies	CC	31022092	5/31/2012	46.22
52554500	Lab Supplies	CC	31022559	5/31/2012	127.62
52554500	Lab Supplies	CC	31022559	5/31/2012	73.81
52554500	Lab Supplies	CC	8081	5/31/2012	166.82
52554500	Lab Supplies	CC	8081	5/31/2012	333.64
52562013	Off&Adm Supplies WT	CC	31022278	5/31/2012	154.11
52562013	Off&Adm Supplies WT	CC	31022426	5/31/2012	96.73
52562013	Off&Adm Supplies WT	CC	31022953	5/31/2012	249.88
52562013	Off&Adm Supplies WT	CC	31023419	5/31/2012	21.05
52562016	Off&Adm Supplies AG	CC	31021564	5/31/2012	46.11
52562016	Off&Adm Supplies AG	CC	31021564	5/31/2012	138.05
52562016	Off&Adm Supplies AG	CC	31023512	5/31/2012	100.80
52566015	Postage CA	JE	125	5/31/2012	48,291.31
52568000	Research & Develop	JE	99051202	5/31/2012	158.90
52568000	Research & Develop	JR	211	5/31/2012	1,676.51
52568000	Research & Develop	JR	216	5/31/2012	73.70
52571100	Add'l Security Costs	JE	600	5/31/2012	10,674.56
52571100	Add'l Security Costs	JE	600	5/31/2012	2,860.80
52571100	Add'l Security Costs	JE	160	5/31/2012	7,999.16
52571500	Software Licenses	JE	99051213	5/31/2012	(38.33)
52571500	Software Licenses	JE	99051213	5/31/2012	(2.38)
52571500	Software Licenses	JE	99051213	5/31/2012	(23.50)
52571500	Software Licenses	JR	208	5/31/2012	1,378.38
52571500	Software Licenses	JR	210	5/31/2012	472.67
52571500	Software Licenses	JR	212	5/31/2012	286.35
52571500	Software Licenses	JR	222	5/31/2012	85.29
52571500	Software Licenses	JR	224	5/31/2012	240.11
52574013	Telephone WT	JE	148	5/31/2012	422.97
52574015	Telephone CA	TC	31020688	5/31/2012	49.53
52574015	Telephone CA	TC	31020795	5/31/2012	5,249.12
52574015	Telephone CA	TC	31020797	5/31/2012	1,412.00
52574015	Telephone CA	TC	31020797	5/31/2012	1,015.57
52574015	Telephone CA	JE	148	5/31/2012	987.67
52574016	Telephone AG	TC	31020661	5/31/2012	118.30
52574016	Telephone AG	TC	31020739	5/31/2012	98.00
52574016	Telephone AG	TC	31020795	5/31/2012	319.41
52574016	Telephone AG	TC	31020795	5/31/2012	319.41
52574016	Telephone AG	TC	31020795	5/31/2012	319.41

Kentucky American Water Company  
Case No. 2012-00520  
Response to PSC DR1, Item 31

Account	Description	Doc Type	Document Number	Posting Date	Amount
52574016	Telephone AG	JE	148	5/31/2012	2.10
52574016	Telephone AG	JE	148	5/31/2012	1.94
52574016	Telephone AG	JE	148	5/31/2012	48.03
52574016	Telephone AG	JE	148	5/31/2012	341.12
52574016	Telephone AG	JE	148	5/31/2012	992.50
52574016	Telephone AG	JE	148	5/31/2012	3.04
52574016	Telephone AG	JE	148	5/31/2012	63.65
52574113	Cell Phone WT	JE	148	5/31/2012	51.91
52574114	Cell Phone TD	JE	148	5/31/2012	6.31
52574114	Cell Phone TD	JE	148	5/31/2012	276.77
52574116	Cell Phone AG	TC	31020673	5/31/2012	102.39
52574116	Cell Phone AG	CC	31021616	5/31/2012	23.84
52574116	Cell Phone AG	CC	31022425	5/31/2012	35.75
52574116	Cell Phone AG	JE	148	5/31/2012	204.40
52574116	Cell Phone AG	JE	148	5/31/2012	65.36
52574116	Cell Phone AG	JE	148	5/31/2012	69.48
52574116	Cell Phone AG	JE	148	5/31/2012	60.92
52574116	Cell Phone AG	JE	148	5/31/2012	44.90
52574116	Cell Phone AG	JE	148	5/31/2012	34.18
52574116	Cell Phone AG	JE	148	5/31/2012	762.74
52574116	Cell Phone AG	JE	148	5/31/2012	2,014.83
52574116	Cell Phone AG	JE	148	5/31/2012	346.37
52574116	Cell Phone AG	JE	148	5/31/2012	30.33
52574116	Cell Phone AG	JE	148	5/31/2012	79.01
52574116	Cell Phone AG	JE	148	5/31/2012	63.73
52574116	Cell Phone AG	JE	148	5/31/2012	93.80
52574116	Cell Phone AG	JE	148	5/31/2012	244.28
52578014	Trash Removal TD	JE	160	5/31/2012	1,523.22
52582013	Uniforms WT	CC	31022141	5/31/2012	69.34
52582013	Uniforms WT	CC	31022145	5/31/2012	55.44
52582013	Uniforms WT	CC	31022277	5/31/2012	47.40
52582013	Uniforms WT	CC	31022538	5/31/2012	152.45
52582013	Uniforms WT	CC	31022754	5/31/2012	79.44
52582013	Uniforms WT	CC	31022755	5/31/2012	108.37
52582013	Uniforms WT	CC	31022952	5/31/2012	39.20
52582013	Uniforms WT	CC	31023694	5/31/2012	4.81
52582013	Uniforms WT	CC	31023694	5/31/2012	25.35
52582014	Uniforms TD	CC	31023587	5/31/2012	144.14
52582014	Uniforms TD	CC	31023694	5/31/2012	21.31
52585000	Discounts Available	PN	8010	5/31/2012	(22.84)
52585000	Discounts Available	PN	8010	5/31/2012	(20.04)
52585000	Discounts Available	PN	8010	5/31/2012	(10.99)
52585000	Discounts Available	PN	8010	5/31/2012	(3.07)
52585000	Discounts Available	PN	8010	5/31/2012	(5.15)
52585000	Discounts Available	PK	62065758	5/31/2012	(3.68)
52585000	Discounts Available	PK	62065758	5/31/2012	(14.06)
53150013	Contr Svc-Other WT	JR	1200	5/31/2012	905.00
53150013	Contr Svc-Other WT	JR	1200	5/31/2012	162.83
53150013	Contr Svc-Other WT	JR	1200	5/31/2012	1,862.92
53150013	Contr Svc-Other WT	JR	1200	5/31/2012	474.17
53150013	Contr Svc-Other WT	JR	1200	5/31/2012	725.92
53150013	Contr Svc-Other WT	JR	1200	5/31/2012	563.58
53150013	Contr Svc-Other WT	JR	1200	5/31/2012	204.33
53150013	Contr Svc-Other WT	J1	12120503	5/31/2012	(5,280.00)
53150013	Contr Svc-Other WT	CC	31022536	5/31/2012	110.00
53150013	Contr Svc-Other WT	J2	12120506	5/31/2012	5,000.00
53150013	Contr Svc-Other WT	JE	600	5/31/2012	4,500.00
53150013	Contr Svc-Other WT	JE	600	5/31/2012	2,500.00
53150014	Contr Svc-Other TD	JE	600	5/31/2012	3,018.00
53150014	Contr Svc-Other TD	JE	160	5/31/2012	2,865.20
53150014	Contr Svc-Other TD	JE	160	5/31/2012	1,347.80
53150014	Contr Svc-Other TD	JE	160	5/31/2012	1,184.26
53150014	Contr Svc-Other TD	JE	160	5/31/2012	8,580.00
53150015	Contr Svc-Other CA	JE	148	5/31/2012	492.94
53150016	Contr Svc-Other AG	CC	8081	5/31/2012	66.46
53150016	Contr Svc-Other AG	JE	877	5/31/2012	5,933.25
53150016	Contr Svc-Other AG	JE	160	5/31/2012	3,460.00
53150016	Contr Svc-Other AG	JE	160	5/31/2012	10,185.00
53154000	Contr Svc-Audit Fees	JR	275	5/31/2012	7,779.00
53155000	Contr Svc-Legal	J2	26120501	5/31/2012	1,050.60
53155000	Contr Svc-Legal	JE	175	5/31/2012	46,731.56
53155000	Contr Svc-Legal	JE	175	5/31/2012	8,896.00
53155000	Contr Svc-Legal	JE	175	5/31/2012	5,213.08
53155000	Contr Svc-Legal	JE	175	5/31/2012	3,675.50
53409999	AWWSC Conversion	JB	31024440	5/31/2012	16,834.02
53409999	AWWSC Conversion	JB	31024440	5/31/2012	11,650.99
53409999	AWWSC Conversion	JB	31024440	5/31/2012	53,439.33

Kentucky American Water Company  
Case No. 2012-00520  
Response to PSC DR1, Item 31

Account	Description	Doc Type	Document Number	Posting Date	Amount
53409999	AWWSC Conversion	JB	31024440	5/31/2012	28,525.55
53409999	AWWSC Conversion	JB	31024440	5/31/2012	41,598.30
53409999	AWWSC Conversion	JB	31024440	5/31/2012	48,877.10
53409999	AWWSC Conversion	JB	31024440	5/31/2012	21,820.95
53409999	AWWSC Conversion	JB	31024440	5/31/2012	5,233.65
53409999	AWWSC Conversion	JB	31024440	5/31/2012	54.66
53409999	AWWSC Conversion	JB	31024440	5/31/2012	2,758.69
53409999	AWWSC Conversion	JB	31024440	5/31/2012	1,806.51
53409999	AWWSC Conversion	JB	31024440	5/31/2012	3,219.34
53409999	AWWSC Conversion	JB	31024440	5/31/2012	46,561.43
53409999	AWWSC Conversion	JB	31024440	5/31/2012	166,006.81
53409999	AWWSC Conversion	JB	31024440	5/31/2012	187,557.77
53409999	AWWSC Conversion	JB	31024440	5/31/2012	787.13
53409999	AWWSC Conversion	JB	31024440	5/31/2012	787.13
53409999	AWWSC Conversion	JB	31024440	5/31/2012	787.13
53409999	AWWSC Conversion	JB	31024440	5/31/2012	787.13
53409999	AWWSC Conversion	JB	31024440	5/31/2012	787.13
53409999	AWWSC Conversion	JB	31024440	5/31/2012	14,197.51
53409999	AWWSC Conversion	JB	31024440	5/31/2012	23,822.83
53409999	AWWSC Conversion	JB	31024440	5/31/2012	41,251.92
54140016	Rents-Equip AG	ST	31020831	5/31/2012	3.05
55000014	Trans Oper TD	CC	31020920	5/31/2012	109.17
55000016	Trans Oper AG	CC	31020911	5/31/2012	36.35
55000016	Trans Oper AG	CC	31020918	5/31/2012	75.00
55000016	Trans Oper AG	CC	31020919	5/31/2012	62.93
55000016	Trans Oper AG	CC	31020948	5/31/2012	41.87
55000100	Trans Cap Credits	T1	47351	5/31/2012	(1,393.66)
55000100	Trans Cap Credits	T1	47351	5/31/2012	(1,375.02)
55000100	Trans Cap Credits	T1	47351	5/31/2012	(151.14)
55000100	Trans Cap Credits	T1	47351	5/31/2012	(347.06)
55000100	Trans Cap Credits	T1	47351	5/31/2012	(558.88)
55000100	Trans Cap Credits	T1	47351	5/31/2012	(4,185.65)
55000100	Trans Cap Credits	T1	47351	5/31/2012	(9,443.88)
55000100	Trans Cap Credits	T1	47351	5/31/2012	(701.21)
55000100	Trans Cap Credits	T1	47351	5/31/2012	(1,254.99)
55000100	Trans Cap Credits	T1	47351	5/31/2012	(715.04)
55000100	Trans Cap Credits	T1	47351	5/31/2012	(424.87)
55000100	Trans Cap Credits	T1	47351	5/31/2012	(582.07)
55000100	Trans Cap Credits	T1	47351	5/31/2012	(127.17)
55000100	Trans Cap Credits	T3	47353	5/31/2012	1,314.43
55000100	Trans Cap Credits	T3	47353	5/31/2012	41.98
55000100	Trans Cap Credits	T3	47353	5/31/2012	128.47
55000100	Trans Cap Credits	T3	47353	5/31/2012	231.27
55000100	Trans Cap Credits	T3	47353	5/31/2012	558.88
55000100	Trans Cap Credits	T3	47353	5/31/2012	3,941.56
55000100	Trans Cap Credits	T3	47353	5/31/2012	147.98
55000100	Trans Cap Credits	T3	47353	5/31/2012	6,172.43
55000100	Trans Cap Credits	T3	47353	5/31/2012	108.19
55000100	Trans Cap Credits	T3	47353	5/31/2012	311.38
55000100	Trans Cap Credits	T3	47353	5/31/2012	237.67
55000100	Trans Cap Credits	T3	47353	5/31/2012	9.86
55000100	Trans Cap Credits	T3	47353	5/31/2012	192.94
55000100	Trans Cap Credits	T3	47353	5/31/2012	145.82
55000100	Trans Cap Credits	T3	47353	5/31/2012	8.19
55000100	Trans Cap Credits	T3	47353	5/31/2012	10.38
55000100	Trans Cap Credits	T3	47353	5/31/2012	47.10
55000100	Trans Cap Credits	T3	47353	5/31/2012	20.46
55000100	Trans Cap Credits	T3	47353	5/31/2012	41.94
55000100	Trans Cap Credits	T3	47353	5/31/2012	701.21
55000100	Trans Cap Credits	T3	47353	5/31/2012	1,254.99
55000100	Trans Cap Credits	T3	47353	5/31/2012	715.04
55000100	Trans Cap Credits	T3	47353	5/31/2012	399.19
55000100	Trans Cap Credits	T3	47353	5/31/2012	553.58
55000100	Trans Cap Credits	T3	47353	5/31/2012	127.17
55010200	Trans Lease Fuel	JE	240	5/31/2012	24.12
55010200	Trans Lease Fuel	JE	240	5/31/2012	2,054.47
55010200	Trans Lease Fuel	JE	240	5/31/2012	565.87
55010200	Trans Lease Fuel	JE	240	5/31/2012	24,272.34
55010200	Trans Lease Fuel	JE	240	5/31/2012	1,484.30
55010200	Trans Lease Fuel	JE	240	5/31/2012	759.77
55010200	Trans Lease Fuel	JE	240	5/31/2012	340.83
55010200	Trans Lease Fuel	JE	240	5/31/2012	1,730.60
55010200	Trans Lease Fuel	JE	240	5/31/2012	1,225.38
55010200	Trans Lease Fuel	JE	240	5/31/2012	69.19
55010200	Trans Lease Fuel	JE	240	5/31/2012	3,247.27
55010200	Trans Lease Fuel	JE	240	5/31/2012	326.86
55010200	Trans Lease Fuel	JE	242	5/31/2012	245.67

Kentucky American Water Company  
Case No. 2012-00520  
Response to PSC DR1, Item 31

Account	Description	Doc Type	Document Number	Posting Date	Amount
55010200	Trans Lease Fuel	JE	242	5/31/2012	61.04
55010200	Trans Lease Fuel	JE	242	5/31/2012	3,304.24
55010200	Trans Lease Fuel	JE	242	5/31/2012	105.56
55010200	Trans Lease Fuel	JE	242	5/31/2012	69.75
55010200	Trans Lease Fuel	JE	242	5/31/2012	70.80
55010200	Trans Lease Fuel	JE	242	5/31/2012	493.05
55010200	Trans Lease Fuel	JE	242	5/31/2012	440.53
55010300	Trans Lease Maint	JE	245	5/31/2012	592.50
55010300	Trans Lease Maint	JE	240	5/31/2012	3.00
55010300	Trans Lease Maint	JE	240	5/31/2012	5.00
55010300	Trans Lease Maint	JE	240	5/31/2012	1,197.04
55010300	Trans Lease Maint	JE	240	5/31/2012	334.01
55010300	Trans Lease Maint	JE	240	5/31/2012	18,872.24
55010300	Trans Lease Maint	JE	240	5/31/2012	43.80
55010300	Trans Lease Maint	JE	240	5/31/2012	63.61
55010300	Trans Lease Maint	JE	240	5/31/2012	111.19
55010300	Trans Lease Maint	JE	240	5/31/2012	157.11
55010300	Trans Lease Maint	JE	240	5/31/2012	507.35
55010300	Trans Lease Maint	JE	240	5/31/2012	5.00
55010300	Trans Lease Maint	JE	240	5/31/2012	2,051.44
55010300	Trans Lease Maint	JE	240	5/31/2012	5.00
55010300	Trans Lease Maint	JE	241	5/31/2012	0.00
55010300	Trans Lease Maint	JE	241	5/31/2012	2,063.00
55010300	Trans Lease Maint	JE	31024310	5/31/2012	7,261.00
55010300	Trans Lease Maint	JE	31024310	5/31/2012	5,588.62
55010300	Trans Lease Maint	JE	31024310	5/31/2012	3,901.00
55010300	Trans Lease Maint	JE	31024310	5/31/2012	1,901.00
55110000	Ins Vehicle	JR	115	5/31/2012	2,949.17
55710000	Ins General Liabilty	JR	101	5/31/2012	209.59
55710000	Ins General Liabilty	JR	102	5/31/2012	231.37
55710000	Ins General Liabilty	JR	107	5/31/2012	151.44
55710000	Ins General Liabilty	JR	109	5/31/2012	532.99
55710000	Ins General Liabilty	JR	111	5/31/2012	17,685.20
55710000	Ins General Liabilty	JR	113	5/31/2012	4,510.47
55710000	Ins General Liabilty	JR	114	5/31/2012	824.99
55710000	Ins General Liabilty	JR	119	5/31/2012	782.78
55710000	Ins General Liabilty	JR	125	5/31/2012	412.95
55710000	Ins General Liabilty	JR	128	5/31/2012	66.42
55720000	Ins Work Comp	JR	112	5/31/2012	13,570.32
55720000	Ins Work Comp	JR	2007	5/31/2012	94.99
55720000	Ins Work Comp	JR	2007	5/31/2012	(94.99)
55720100	Ins W/C Cap Credits	T1	47351	5/31/2012	(5,689.51)
55720100	Ins W/C Cap Credits	T3	47353	5/31/2012	4,319.22
55720100	Ins W/C Cap Credits	T3	47353	5/31/2012	28.96
55720100	Ins W/C Cap Credits	T3	47353	5/31/2012	83.34
55720100	Ins W/C Cap Credits	T3	47353	5/31/2012	63.62
55720100	Ins W/C Cap Credits	T3	47353	5/31/2012	2.64
55720100	Ins W/C Cap Credits	T3	47353	5/31/2012	51.63
55720100	Ins W/C Cap Credits	T3	47353	5/31/2012	39.01
55720100	Ins W/C Cap Credits	T3	47353	5/31/2012	2.19
55720100	Ins W/C Cap Credits	T3	47353	5/31/2012	2.78
55720100	Ins W/C Cap Credits	T3	47353	5/31/2012	12.60
55720100	Ins W/C Cap Credits	T3	47353	5/31/2012	5.48
55720100	Ins W/C Cap Credits	T3	47353	5/31/2012	11.24
55720100	Ins W/C Cap Credits	T3	47353	5/31/2012	39.60
55730000	Ins Other	JR	100	5/31/2012	8.82
55730000	Ins Other	JR	103	5/31/2012	39.60
55730000	Ins Other	JR	104	5/31/2012	55.35
55730000	Ins Other	JR	110	5/31/2012	538.90
55730000	Ins Other	JR	116	5/31/2012	9,561.52
56610000	Reg Exp-Amort	JR	700	5/31/2012	16,565.87
56620000	Reg Exp-Depr Stdy	JR	800	5/31/2012	561.46
56620000	Reg Exp-Depr Stdy	JR	900	5/31/2012	617.21
57010015	Uncoll Accts Exp CA	JE	31024094	5/31/2012	(123.41)
57010015	Uncoll Accts Exp CA	JE	100	5/31/2012	(21,160.82)
57010016	Uncoll Accts Exp AG	JE	260	5/31/2012	8,870.60
62002100	M&S Maint SS	CC	31022867	5/31/2012	200.93
62002100	M&S Maint SS	CC	31023143	5/31/2012	124.69
62002100	M&S Maint SS	JE	160	5/31/2012	1,275.00
62002300	M&S Maint WT	J1	12120503	5/31/2012	(2,207.00)
62002300	M&S Maint WT	J1	12120503	5/31/2012	(2,983.00)
62002300	M&S Maint WT	J1	12120503	5/31/2012	(1,744.00)
62002300	M&S Maint WT	CC	31022868	5/31/2012	165.94
62002300	M&S Maint WT	CC	31022869	5/31/2012	15.84
62002300	M&S Maint WT	CC	31023686	5/31/2012	403.12
62002300	M&S Maint WT	CC	8081	5/31/2012	(379.60)
62002300	M&S Maint WT	JE	600	5/31/2012	3,000.00

Kentucky American Water Company  
Case No. 2012-00520  
Response to PSC DR1, Item 31

Account	Description	Doc Type	Document Number	Posting Date	Amount
62002300	M&S Maint WT	JE	160	5/31/2012	1,192.25
62002300	M&S Maint WT	JE	160	5/31/2012	6,995.01
62002300	M&S Maint WT	JE	160	5/31/2012	1,200.00
62002400	M&S Maint TD	IR	733015	5/31/2012	(14.94)
62002400	M&S Maint TD	IR	733015	5/31/2012	(41.78)
62002400	M&S Maint TD	IR	733015	5/31/2012	(19.07)
62002400	M&S Maint TD	IR	733015	5/31/2012	(77.37)
62002400	M&S Maint TD	IR	733015	5/31/2012	(106.63)
62002400	M&S Maint TD	IR	733015	5/31/2012	(91.82)
62002400	M&S Maint TD	IR	733015	5/31/2012	(72.95)
62002400	M&S Maint TD	IR	733015	5/31/2012	(37.36)
62002400	M&S Maint TD	IR	733015	5/31/2012	(6.31)
62002400	M&S Maint TD	IR	733015	5/31/2012	(77.75)
62002400	M&S Maint TD	IR	733015	5/31/2012	(16.77)
62002400	M&S Maint TD	IR	733015	5/31/2012	(22.67)
62002400	M&S Maint TD	IR	733015	5/31/2012	(41.64)
62002400	M&S Maint TD	IR	733015	5/31/2012	(150.90)
62002400	M&S Maint TD	IR	733015	5/31/2012	(34.05)
62002400	M&S Maint TD	IR	733015	5/31/2012	(25.26)
62002400	M&S Maint TD	IR	733015	5/31/2012	(315.45)
62002400	M&S Maint TD	IR	733015	5/31/2012	(459.28)
62002400	M&S Maint TD	IR	733015	5/31/2012	(15.73)
62002400	M&S Maint TD	IR	733015	5/31/2012	(208.40)
62002400	M&S Maint TD	IR	733015	5/31/2012	(118.70)
62002400	M&S Maint TD	IR	733015	5/31/2012	(26.68)
62002400	M&S Maint TD	IR	733015	5/31/2012	(23.29)
62002400	M&S Maint TD	IR	733015	5/31/2012	(13.20)
62002400	M&S Maint TD	IR	733015	5/31/2012	(41.20)
62002400	M&S Maint TD	IR	733015	5/31/2012	(60.72)
62002400	M&S Maint TD	IR	733015	5/31/2012	(26.44)
62002400	M&S Maint TD	IR	733015	5/31/2012	(29.90)
62002400	M&S Maint TD	IR	733015	5/31/2012	(258.39)
62002400	M&S Maint TD	IR	733015	5/31/2012	(35.83)
62002400	M&S Maint TD	IR	733015	5/31/2012	(45.22)
62002400	M&S Maint TD	IR	733015	5/31/2012	(34.56)
62002400	M&S Maint TD	IR	733015	5/31/2012	(16.01)
62002400	M&S Maint TD	IR	733015	5/31/2012	(5.47)
62002400	M&S Maint TD	IR	733015	5/31/2012	(48.58)
62002400	M&S Maint TD	IR	733015	5/31/2012	(219.23)
62002400	M&S Maint TD	IR	733015	5/31/2012	(142.76)
62002400	M&S Maint TD	IR	733015	5/31/2012	(21.74)
62002400	M&S Maint TD	IR	733015	5/31/2012	(31.46)
62002400	M&S Maint TD	IR	733015	5/31/2012	(11.36)
62002400	M&S Maint TD	IR	733015	5/31/2012	(20.35)
62002400	M&S Maint TD	IR	733015	5/31/2012	(30.43)
62002400	M&S Maint TD	IR	733015	5/31/2012	(33.19)
62002400	M&S Maint TD	II	733023	5/31/2012	917.64
62002400	M&S Maint TD	II	733023	5/31/2012	37.35
62002400	M&S Maint TD	II	733023	5/31/2012	83.56
62002400	M&S Maint TD	II	733023	5/31/2012	933.04
62002400	M&S Maint TD	II	733023	5/31/2012	176.18
62002400	M&S Maint TD	II	733023	5/31/2012	804.49
62002400	M&S Maint TD	II	733023	5/31/2012	45.91
62002400	M&S Maint TD	II	733023	5/31/2012	170.21
62002400	M&S Maint TD	II	733023	5/31/2012	44.83
62002400	M&S Maint TD	II	733023	5/31/2012	6.31
62002400	M&S Maint TD	II	733023	5/31/2012	59.81
62002400	M&S Maint TD	II	733023	5/31/2012	150.95
62002400	M&S Maint TD	II	733023	5/31/2012	83.12
62002400	M&S Maint TD	II	733023	5/31/2012	8.33
62002400	M&S Maint TD	II	733023	5/31/2012	679.05
62002400	M&S Maint TD	II	733023	5/31/2012	3,375.65
62002400	M&S Maint TD	II	733023	5/31/2012	34.05
62002400	M&S Maint TD	II	733023	5/31/2012	378.84
62002400	M&S Maint TD	II	733023	5/31/2012	788.27
62002400	M&S Maint TD	II	733023	5/31/2012	473.17
62002400	M&S Maint TD	II	733023	5/31/2012	260.92
62002400	M&S Maint TD	II	733023	5/31/2012	861.14
62002400	M&S Maint TD	II	733023	5/31/2012	152.50
62002400	M&S Maint TD	II	733023	5/31/2012	95.85
62002400	M&S Maint TD	II	733023	5/31/2012	31.45
62002400	M&S Maint TD	II	733023	5/31/2012	23.92
62002400	M&S Maint TD	II	733023	5/31/2012	21.87
62002400	M&S Maint TD	II	733023	5/31/2012	62.92
62002400	M&S Maint TD	II	733023	5/31/2012	77.48
62002400	M&S Maint TD	II	733023	5/31/2012	107.07
62002400	M&S Maint TD	II	733023	5/31/2012	109.61

Kentucky American Water Company  
Case No. 2012-00520  
Response to PSC DR1, Item 31

Account	Description	Doc Type	Document Number	Posting Date	Amount
62002400	M&S Maint TD	II	733023	5/31/2012	303.29
62002400	M&S Maint TD	II	733023	5/31/2012	32.01
62002400	M&S Maint TD	II	733023	5/31/2012	17.35
62002400	M&S Maint TD	II	733023	5/31/2012	22.13
62002400	M&S Maint TD	II	733023	5/31/2012	37.19
62002400	M&S Maint TD	II	733023	5/31/2012	50.16
62002400	M&S Maint TD	II	733023	5/31/2012	26.44
62002400	M&S Maint TD	II	733023	5/31/2012	54.93
62002400	M&S Maint TD	II	733023	5/31/2012	44.46
62002400	M&S Maint TD	II	733023	5/31/2012	803.61
62002400	M&S Maint TD	II	733023	5/31/2012	17.28
62002400	M&S Maint TD	II	733023	5/31/2012	82.73
62002400	M&S Maint TD	II	733023	5/31/2012	19.24
62002400	M&S Maint TD	II	733023	5/31/2012	40.19
62002400	M&S Maint TD	II	733023	5/31/2012	35.21
62002400	M&S Maint TD	II	733023	5/31/2012	30.15
62002400	M&S Maint TD	II	733023	5/31/2012	61.03
62002400	M&S Maint TD	II	733023	5/31/2012	36.52
62002400	M&S Maint TD	II	733023	5/31/2012	2,310.97
62002400	M&S Maint TD	II	733023	5/31/2012	150.90
62002400	M&S Maint TD	II	733023	5/31/2012	27.30
62002400	M&S Maint TD	II	733023	5/31/2012	522.18
62002400	M&S Maint TD	II	733023	5/31/2012	57.81
62002400	M&S Maint TD	II	733023	5/31/2012	511.98
62002400	M&S Maint TD	II	733023	5/31/2012	131.74
62002400	M&S Maint TD	II	733023	5/31/2012	85.57
62002400	M&S Maint TD	II	733023	5/31/2012	190.53
62002400	M&S Maint TD	II	733023	5/31/2012	298.46
62002400	M&S Maint TD	JE	600	5/31/2012	2,527.35
62002400	M&S Maint TD	JE	160	5/31/2012	17,937.50
62002400	M&S Maint TD	JE	160	5/31/2012	524.65
62002400	M&S Maint TD	JE	160	5/31/2012	5,870.82
62002600	M&S Maint AG	JE	99051202	5/31/2012	69.80
62502600	Misc Maint AG	JR	204	5/31/2012	341.52
62502600	Misc Maint AG	JR	209	5/31/2012	3,957.16
62502600	Misc Maint AG	JR	214	5/31/2012	725.05
62502600	Misc Maint AG	JR	220	5/31/2012	224.25
62502600	Misc Maint AG	JR	221	5/31/2012	561.20
62512300	Amort Def Maint WT	JR	600	5/31/2012	3,019.97
62512300	Amort Def Maint WT	JR	606	5/31/2012	1,244.41
62512300	Amort Def Maint WT	JR	607	5/31/2012	1,281.93
62512300	Amort Def Maint WT	JR	609	5/31/2012	1,469.26
62512300	Amort Def Maint WT	JR	611	5/31/2012	1,800.99
62512300	Amort Def Maint WT	JR	613	5/31/2012	382.23
62512300	Amort Def Maint WT	JR	613	5/31/2012	148.44
62512300	Amort Def Maint WT	JR	614	5/31/2012	2,238.71
62512300	Amort Def Maint WT	JR	614	5/31/2012	619.56
62512400	Amort Def Maint TD	JR	600	5/31/2012	5,260.36
62512400	Amort Def Maint TD	JR	608	5/31/2012	2,149.90
62512400	Amort Def Maint TD	JR	610	5/31/2012	416.66
62512400	Amort Def Maint TD	JR	612	5/31/2012	276.13
62512400	Amort Def Maint TD	JR	613	5/31/2012	809.76
62512400	Amort Def Maint TD	JR	613	5/31/2012	189.97
62512400	Amort Def Maint TD	JR	615	5/31/2012	7,172.91
62520700	Misc Main Pvg/Bckfil	JE	300	5/31/2012	949.40
62520700	Misc Main Pvg/Bckfil	JE	300	5/31/2012	1,173.87
62520700	Misc Main Pvg/Bckfil	JE	160	5/31/2012	20,424.50
62520700	Misc Main Pvg/Bckfil	JE	160	5/31/2012	4,042.50
68011000	Depr -UPIS General	JU	30948104	5/31/2012	(26,781.46)
68011000	Depr -UPIS General	DP	31023971	5/31/2012	12,371.76
68011000	Depr -UPIS General	DP	31023971	5/31/2012	139.89
68011000	Depr -UPIS General	DP	31023971	5/31/2012	878,848.69
68011000	Depr -UPIS General	DP	31023971	5/31/2012	14,328.57
68011000	Depr -UPIS General	DP	31023971	5/31/2012	3,424.82
68011000	Depr -UPIS General	DP	31023971	5/31/2012	7,358.78
68012000	Depr -Amort CIAC Tx	DP	31023971	5/31/2012	(22,971.65)
68012000	Depr -Amort CIAC Tx	DP	31023971	5/31/2012	(36.28)
68012500	Depr-Amort CIAC Nntx	DP	31023971	5/31/2012	(84,729.20)
68012500	Depr-Amort CIAC Nntx	DP	31023971	5/31/2012	(5,723.91)
68012500	Depr-Amort CIAC Nntx	DP	31023971	5/31/2012	30.80
68012500	Depr-Amort CIAC Nntx	DP	31023971	5/31/2012	(2,153.22)
68012500	Depr-Amort CIAC Nntx	DP	31023971	5/31/2012	(5,162.84)
68254000	Amort-RegAsset AFUDC	JU	30092822	5/31/2012	11,181.78
68255000	Amort-UPAA	JU	907	5/31/2012	697.33
68255000	Amort-UPAA	JU	30009706	5/31/2012	16.06
68257000	Amort-Prop Losses	JR	100	5/31/2012	4,756.67
68258000	Amort-Reg Asset	JU	30092823	5/31/2012	575.00

Kentucky American Water Company  
Case No. 2012-00520  
Response to PSC DR1, Item 31

Account	Description	Doc Type	Document Number	Posting Date	Amount
68311000	Rem Costs-ARO/NNS	DP	31023971	5/31/2012	2,177.20
68311000	Rem Costs-ARO/NNS	DP	31023971	5/31/2012	2,616.60
68311000	Rem Costs-ARO/NNS	DP	31023971	5/31/2012	162,935.32
68520000	Property Taxes	JH	6	5/31/2012	341,933.42
68532000	FUTA	T3	47353	5/31/2012	1.33
68532000	FUTA	T3	47353	5/31/2012	2.55
68532000	FUTA	T3	47353	5/31/2012	11.89
68533000	FICA	JE	31020595	5/31/2012	16,508.00
68533000	FICA	T3	47353	5/31/2012	781.44
68533000	FICA	T3	47353	5/31/2012	132.45
68533000	FICA	T3	47353	5/31/2012	242.88
68533000	FICA	T3	47353	5/31/2012	569.25
68533000	FICA	T3	47353	5/31/2012	709.66
68533000	FICA	T3	47353	5/31/2012	151.27
68533000	FICA	T3	47353	5/31/2012	6,215.65
68533000	FICA	T3	47353	5/31/2012	113.44
68533000	FICA	T3	47353	5/31/2012	313.78
68533000	FICA	T3	47353	5/31/2012	242.23
68533000	FICA	T3	47353	5/31/2012	10.70
68533000	FICA	T3	47353	5/31/2012	199.48
68533000	FICA	T3	47353	5/31/2012	151.76
68533000	FICA	T3	47353	5/31/2012	8.29
68533000	FICA	T3	47353	5/31/2012	10.81
68533000	FICA	T3	47353	5/31/2012	51.13
68533000	FICA	T3	47353	5/31/2012	21.66
68533000	FICA	T3	47353	5/31/2012	43.58
68533000	FICA	T3	47353	5/31/2012	809.52
68533000	FICA	T3	47353	5/31/2012	1,634.96
68533000	FICA	T3	47353	5/31/2012	1,748.23
68533000	FICA	T3	47353	5/31/2012	1,201.67
68533000	FICA	T3	47353	5/31/2012	22.72
68533000	FICA	T3	47353	5/31/2012	783.58
68533000	FICA	T3	47353	5/31/2012	342.12
68533000	FICA	T3	47353	5/31/2012	555.80
68533000	FICA	T3	47353	5/31/2012	126.25
68533000	FICA	T3	47353	5/31/2012	75.36
68533000	FICA	T3	47353	5/31/2012	12.55
68535000	SUTA	T3	47353	5/31/2012	25.22
68535000	SUTA	T3	47353	5/31/2012	28.92
68535000	SUTA	T3	47353	5/31/2012	27.73
68545000	Utility Reg Assessme	JH	4	5/31/2012	9,438.11
69011000	FIT-Current	JE	31014064	5/31/2012	3,782,363.00
69011000	FIT-Current	JE	99051203	5/31/2012	(3,782,363.00)
69011000	FIT-Current	JE	99051203	5/31/2012	3,782,363.00
69011000	FIT-Current	JE	99051205	5/31/2012	(3,782,363.00)
69011000	FIT-Current	JE	31024833	5/31/2012	698,257.05
69012000	FIT-Prior Year Adj	JE	31014064	5/31/2012	942,321.00
69012000	FIT-Prior Year Adj	JE	99051203	5/31/2012	(942,321.00)
69012000	FIT-Prior Year Adj	JE	99051203	5/31/2012	942,321.00
69012000	FIT-Prior Year Adj	JE	99051205	5/31/2012	(942,321.00)
69021000	SIT-Current	JE	31014064	5/31/2012	689,793.00
69021000	SIT-Current	JE	99051203	5/31/2012	(689,793.00)
69021000	SIT-Current	JE	99051203	5/31/2012	689,793.00
69021000	SIT-Current	JE	99051205	5/31/2012	(689,793.00)
69021000	SIT-Current	JE	31024833	5/31/2012	127,341.72
69022000	SIT-Prior Year Adj	JE	31014064	5/31/2012	222,853.00
69022000	SIT-Prior Year Adj	JE	99051203	5/31/2012	(222,853.00)
69022000	SIT-Prior Year Adj	JE	99051203	5/31/2012	222,853.00
69022000	SIT-Prior Year Adj	JE	99051205	5/31/2012	(222,853.00)
69031000	FIT-Oth Inc&Ded CY	JE	31014064	5/31/2012	(3,782,363.00)
69031000	FIT-Oth Inc&Ded CY	JE	99051203	5/31/2012	3,782,363.00
69031000	FIT-Oth Inc&Ded CY	JE	99051203	5/31/2012	(3,782,363.00)
69031000	FIT-Oth Inc&Ded CY	JE	99051205	5/31/2012	3,782,363.00
69031000	FIT-Oth Inc&Ded CY	JE	31024833	5/31/2012	(5,883.17)
69041000	SIT-Oth Inc&Ded CY	JE	31014064	5/31/2012	(689,793.00)
69041000	SIT-Oth Inc&Ded CY	JE	99051203	5/31/2012	689,793.00
69041000	SIT-Oth Inc&Ded CY	JE	99051203	5/31/2012	(689,793.00)
69041000	SIT-Oth Inc&Ded CY	JE	99051205	5/31/2012	689,793.00
69041000	SIT-Oth Inc&Ded CY	JE	31024833	5/31/2012	(1,072.92)
69062000	Def FIT-Pr Yr Adj	JE	31014064	5/31/2012	(957,540.00)
69062000	Def FIT-Pr Yr Adj	JE	99051203	5/31/2012	957,540.00
69062000	Def FIT-Pr Yr Adj	JE	99051203	5/31/2012	(957,540.00)
69062000	Def FIT-Pr Yr Adj	JE	99051205	5/31/2012	957,540.00
69063000	Def FIT-RegAsst/Liab	JT	30092822	5/31/2012	37,714.41
69063000	Def FIT-RegAsst/Liab	JT	30092822	5/31/2012	2,158.75
69063000	Def FIT-RegAsst/Liab	JT	30092822	5/31/2012	(1,698.65)
69063000	Def FIT-RegAsst/Liab	JT	30092822	5/31/2012	(11,029.58)

Kentucky American Water Company  
Case No. 2012-00520  
Response to PSC DR1, Item 31

Account	Description	Doc Type	Document Number	Posting Date	Amount
69063000	Def FIT-RegAsst/Liab	JT	30092822	5/31/2012	(365.33)
69063000	Def FIT-RegAsst/Liab	JT	30092822	5/31/2012	(300.91)
69063000	Def FIT-RegAsst/Liab	JT	30092822	5/31/2012	(2,750.67)
69065000	Def FIT-Other	JE	31024833	5/31/2012	115,618.07
69072000	Def SIT-Pr Yr Adj	JE	31014064	5/31/2012	(227,981.00)
69072000	Def SIT-Pr Yr Adj	JE	99051203	5/31/2012	227,981.00
69072000	Def SIT-Pr Yr Adj	JE	99051203	5/31/2012	(227,981.00)
69072000	Def SIT-Pr Yr Adj	JE	99051205	5/31/2012	227,981.00
69073000	Def SIT-RegAsst/Liab	JT	30092822	5/31/2012	6,878.01
69073000	Def SIT-RegAsst/Liab	JT	30092822	5/31/2012	137.75
69073000	Def SIT-RegAsst/Liab	JT	30092822	5/31/2012	(2,199.58)
69073000	Def SIT-RegAsst/Liab	JT	30092822	5/31/2012	(309.68)
69073000	Def SIT-RegAsst/Liab	JT	30092822	5/31/2012	(704.00)
69073000	Def SIT-RegAsst/Liab	JT	30092822	5/31/2012	(66.67)
69073000	Def SIT-RegAsst/Liab	JT	30092822	5/31/2012	(54.92)
69073000	Def SIT-RegAsst/Liab	JT	30092822	5/31/2012	(501.66)
69073000	Def SIT-RegAsst/Liab	JT	30092822	5/31/2012	(1,857.42)
69073500	Def SIT-Other	JE	31024833	5/31/2012	21,085.34
69522000	ITC Restored-3%	JT	30092822	5/31/2012	(637.67)
69523000	ITC Restored-4%	JT	30092822	5/31/2012	(525.42)
69524000	ITC Restored-10%	JT	30092822	5/31/2012	(5,903.33)
70510000	AFUDC-Equity	F6	31024313	5/31/2012	(49,436.03)
70510000	AFUDC-Equity	F6	31024313	5/31/2012	(64.02)
70510000	AFUDC-Equity	F6	31024313	5/31/2012	(12,977.52)
70510000	AFUDC-Equity	F6	31024313	5/31/2012	(1,506.15)
71521000	M&J Expenses	T2	47352	5/31/2012	18.41
71521000	M&J Expenses	T2	47352	5/31/2012	18.41
71521000	M&J Expenses	T2	47352	5/31/2012	891.24
71521000	M&J Expenses	T2	47352	5/31/2012	256.49
71521000	M&J Expenses	T2	47352	5/31/2012	112.38
71521000	M&J Expenses	T3	47353	5/31/2012	6.78
71521000	M&J Expenses	T3	47353	5/31/2012	6.78
71521000	M&J Expenses	T3	47353	5/31/2012	403.70
71521000	M&J Expenses	T3	47353	5/31/2012	94.95
71521000	M&J Expenses	T3	47353	5/31/2012	41.84
71521000	M&J Expenses	T3	47353	5/31/2012	1.31
71521000	M&J Expenses	T3	47353	5/31/2012	1.31
71521000	M&J Expenses	T3	47353	5/31/2012	64.94
71521000	M&J Expenses	T3	47353	5/31/2012	18.57
71521000	M&J Expenses	T3	47353	5/31/2012	8.17
71521000	M&J Expenses	JE	300	5/31/2012	490.67
75510000	Amort UPAA	JU	908	5/31/2012	(35.38)
75840000	Lobbying Expenses	JR	1212	5/31/2012	469.72
81010000	Interest LTD	JR	1000	5/31/2012	(10,875.79)
81010000	Interest LTD	JE	103	5/31/2012	177,260.42
81010000	Interest LTD	JE	103	5/31/2012	242,246.67
81010000	Interest LTD	JE	103	5/31/2012	312,802.50
81015000	Interest LTD Interco	JE	103	5/31/2012	1,410,557.29
81015000	Interest LTD Interco	JE	103	5/31/2012	694,868.06
81015000	Interest LTD Interco	JE	103	5/31/2012	126,250.00
81015000	Interest LTD Interco	JE	103	5/31/2012	361,562.50
81015000	Interest LTD Interco	JE	103	5/31/2012	387,338.75
81020000	Div Decl P/S w/ MRR	JE	103	5/31/2012	95,287.50
81315000	Interest STD Interco	JE	125	5/31/2012	7,302.75
82010000	Amort Debt Disc&Exp	JR	300	5/31/2012	665.38
82015000	Amort Dbt Dsc&Ex I/C	JR	500	5/31/2012	77.75
82015000	Amort Dbt Dsc&Ex I/C	JR	500	5/31/2012	1,381.14
82015000	Amort Dbt Dsc&Ex I/C	JR	501	5/31/2012	1,699.18
82015000	Amort Dbt Dsc&Ex I/C	JR	502	5/31/2012	1,084.02
82015000	Amort Dbt Dsc&Ex I/C	JR	503	5/31/2012	905.46
82020000	Amort P/S Exp w/ MRR	JR	400	5/31/2012	64.24
85000000	AFUDC Debt	F0	31024312	5/31/2012	(9,955.39)
85000000	AFUDC Debt	F0	31024312	5/31/2012	(1,155.39)
85000000	AFUDC Debt	F0	31024312	5/31/2012	(18,829.33)
85000000	AFUDC Debt	F0	31024312	5/31/2012	(49.12)
86031000	Div Dec Pref Stk	JE	103	5/31/2012	4,455.00
86031000	Div Dec Pref Stk	JE	103	5/31/2012	4,756.67
86031000	Div Dec Pref Stk	JE	103	5/31/2012	3,726.00
40111000	Res Sales Billed	JE	31024272	6/1/2012	(411,585.87)
40111000	Res Sales Billed	JE	31024272	6/1/2012	(88.54)
40111000	Res Sales Billed	JE	31024272	6/1/2012	(31.64)
40111000	Res Sales Billed	JE	31024272	6/1/2012	(4.45)
40112000	Res Sales Unbilled	JE	31020846	6/1/2012	2,333,714.68
40112000	Res Sales Unbilled	JE	12120507	6/1/2012	131,894.07
40121000	Com Sales Billed	JE	31024272	6/1/2012	(161,114.75)
40121000	Com Sales Billed	JE	166	6/1/2012	(18,175.61)
40121000	Com Sales Billed	JE	166	6/1/2012	(303.98)



Kentucky American Water Company  
Case No. 2012-00520  
Response to PSC DR1, Item 31

Account	Description	Doc Type	Document Number	Posting Date	Amount
40122000	Com Sales Unbilled	JE	31020846	6/1/2012	1,205,582.01
40122000	Com Sales Unbilled	JE	12120507	6/1/2012	68,135.65
40132000	Ind Sales Unbilled	JE	31020846	6/1/2012	106,759.47
40132000	Ind Sales Unbilled	JE	12120507	6/1/2012	6,033.68
40145000	Priv Fire Billed	JE	31024272	6/1/2012	(8,058.06)
40151000	Publ Auth Billed	JE	31024272	6/1/2012	(24,027.42)
40152000	Publ Auth Unbilled	JE	31020846	6/1/2012	338,851.12
40152000	Publ Auth Unbilled	JE	12120507	6/1/2012	19,150.78
40162000	SalesforRsle Unbilld	JE	31020846	6/1/2012	145,859.11
40162000	SalesforRsle Unbilld	JE	12120507	6/1/2012	11,610.54
40211000	Dom WW Svc Billed	JE	31024272	6/1/2012	(27.85)
40231000	Ind WW Svc Billed	RR	10178965	6/1/2012	(500.00)
40310200	OthRev-Rent	RR	10178927	6/1/2012	(95.00)
40310200	OthRev-Rent	RR	10179075	6/1/2012	(2,300.00)
40310200	OthRev-Rent	RR	10179105	6/1/2012	(2,848.73)
40310200	OthRev-Rent	RR	10179115	6/1/2012	(2,665.62)
40310300	OthRev-CFO	JE	50	6/1/2012	72,640.93
40310300	OthRev-CFO	JE	50	6/1/2012	27,155.65
40310300	OthRev-CFO	JE	50	6/1/2012	189.60
40310300	OthRev-CFO	JE	50	6/1/2012	36,044.78
40310400	OthRev-NSF Ck Chrg	JE	31024272	6/1/2012	(216.00)
40310400	OthRev-NSF Ck Chrg	JE	31024272	6/1/2012	(12.00)
40310500	OthRev-Appl/InitFee	JE	31024272	6/1/2012	(5,486.00)
40310500	OthRev-Appl/InitFee	JE	31024272	6/1/2012	(1,092.00)
40310700	OthRev-Reconnct Fee	JE	31024272	6/1/2012	(3,510.00)
50101305	Labor Oper WT SupEng	JE	31020575	6/1/2012	(2,983.00)
50101400	Labor Oper TD	JE	31020575	6/1/2012	(2,229.00)
50101405	Labor Oper TD SupEng	JE	31020575	6/1/2012	(2,017.00)
50101405	Labor Oper TD SupEng	JE	31020575	6/1/2012	(582.00)
50101600	Labor Oper AG	JE	31020575	6/1/2012	(7,006.00)
50101600	Labor Oper AG	JE	31020575	6/1/2012	(6,236.00)
50101600	Labor Oper AG	JE	31020575	6/1/2012	(718.00)
50101600	Labor Oper AG	JE	31020575	6/1/2012	(1,648.00)
50101600	Labor Oper AG	JE	31020575	6/1/2012	(2,654.00)
50101600	Labor Oper AG	JE	31020575	6/1/2012	(18,910.00)
50101600	Labor Oper AG	JE	31020575	6/1/2012	(44,713.00)
50101600	Labor Oper AG	JE	31020575	6/1/2012	(3,248.00)
50101600	Labor Oper AG	JE	31020575	6/1/2012	(4,907.00)
50421000	401k Expense	JE	31020599	6/1/2012	(2,214.00)
50422000	DCP Expense	JE	31020592	6/1/2012	(2,922.00)
50550000	Group Insur Expense	RR	10178834	6/1/2012	(196.34)
50550000	Group Insur Expense	RR	10178835	6/1/2012	(463.00)
50550000	Group Insur Expense	RR	10178866	6/1/2012	(50.00)
50550000	Group Insur Expense	RR	10178936	6/1/2012	(463.00)
50550000	Group Insur Expense	RR	10178942	6/1/2012	(463.00)
50550000	Group Insur Expense	RR	10178943	6/1/2012	(578.34)
51010000	Purchased Water	JE	205	6/1/2012	(14,821.00)
51010000	Purchased Water	JE	205	6/1/2012	(4,486.00)
51010000	Purchased Water	JE	205	6/1/2012	(17,889.16)
51010000	Purchased Water	JE	205	6/1/2012	(1,316.00)
51110000	Waste Disposal	JE	155	6/1/2012	(2,454.80)
51110000	Waste Disposal	JE	156	6/1/2012	(307.10)
51510012	Purchased Power P	JE	155	6/1/2012	(35,617.78)
51510012	Purchased Power P	JE	155	6/1/2012	(9,277.80)
51510012	Purchased Power P	JE	155	6/1/2012	(209.47)
51510012	Purchased Power P	JE	155	6/1/2012	(712.64)
51510012	Purchased Power P	JE	157	6/1/2012	5,511.54
51510012	Purchased Power P	JE	157	6/1/2012	595.42
51510012	Purchased Power P	JE	156	6/1/2012	(4,455.78)
51510012	Purchased Power P	JE	156	6/1/2012	(1,160.65)
51510012	Purchased Power P	JE	156	6/1/2012	(26.20)
51510012	Purchased Power P	JE	156	6/1/2012	(89.15)
51510013	Purchased Power WT	JE	155	6/1/2012	(197,268.84)
51510013	Purchased Power WT	JE	155	6/1/2012	(25,733.24)
51510013	Purchased Power WT	JE	155	6/1/2012	(47,553.69)
51510013	Purchased Power WT	JE	155	6/1/2012	(11,536.97)
51510013	Purchased Power WT	JE	155	6/1/2012	(2,215.08)
51510013	Purchased Power WT	JE	157	6/1/2012	(789.18)
51510013	Purchased Power WT	JE	157	6/1/2012	(41,228.19)
51510013	Purchased Power WT	JE	156	6/1/2012	(24,678.33)
51510013	Purchased Power WT	JE	156	6/1/2012	(3,219.23)
51510013	Purchased Power WT	JE	156	6/1/2012	(5,948.97)
51510013	Purchased Power WT	JE	156	6/1/2012	(1,443.27)
51510013	Purchased Power WT	JE	156	6/1/2012	(277.11)
51510014	Purchased Power TD	JE	155	6/1/2012	(12.00)
51510014	Purchased Power TD	JE	155	6/1/2012	(377.31)
51510014	Purchased Power TD	JE	156	6/1/2012	(1.50)

Kentucky American Water Company  
Case No. 2012-00520  
Response to PSC DR1, Item 31

Account	Description	Doc Type	Document Number	Posting Date	Amount
51510014	Purchased Power TD	JE	156	6/1/2012	(47.20)
52001400	M&S Oper TD	JE	160	6/1/2012	(1,500.00)
52501400	Misc Oper TD	JE	148	6/1/2012	(95.27)
52501400	Misc Oper TD	JE	160	6/1/2012	(1,488.46)
52501600	Misc Oper AG	JE	335	6/1/2012	(302.17)
52501600	Misc Oper AG	JE	333	6/1/2012	(72.29)
52501600	Misc Oper AG	JE	160	6/1/2012	(21,308.06)
52510015	Bank Svc Charges-CA	JE	141	6/1/2012	(8,527.37)
52510015	Bank Svc Charges-CA	JE	140	6/1/2012	(15,110.08)
52520000	Collection Agencies	JE	334	6/1/2012	(1,209.90)
52520000	Collection Agencies	JE	334	6/1/2012	(147.14)
52520000	Collection Agencies	JE	316	6/1/2012	(8,294.66)
52526100	Credit Line Fees I/C	JE	129	6/1/2012	(4,577.50)
52532013	Electricity WT	JE	155	6/1/2012	(23.27)
52532013	Electricity WT	JE	155	6/1/2012	(60.51)
52532013	Electricity WT	JE	155	6/1/2012	(31.62)
52532013	Electricity WT	JE	156	6/1/2012	(2.91)
52532013	Electricity WT	JE	156	6/1/2012	(7.57)
52532013	Electricity WT	JE	156	6/1/2012	(3.96)
52532014	Electricity TD	JE	155	6/1/2012	(3,703.23)
52532014	Electricity TD	JE	155	6/1/2012	(960.06)
52532014	Electricity TD	JE	155	6/1/2012	(668.72)
52532014	Electricity TD	JE	156	6/1/2012	(463.27)
52532014	Electricity TD	JE	156	6/1/2012	(198.61)
52532016	Electricity AG	JE	155	6/1/2012	(5,929.47)
52532016	Electricity AG	JE	155	6/1/2012	(178.83)
52532016	Electricity AG	JE	156	6/1/2012	(741.78)
52532016	Electricity AG	JE	156	6/1/2012	(22.37)
52534000	Employee Expenses	JE	31024336	6/1/2012	(24,415.38)
52535000	Meals Deductible	JE	31024336	6/1/2012	(24,415.38)
52542015	Forms CA	JE	300	6/1/2012	(16,729.22)
52548014	Heating Oil/Gas TD	JE	155	6/1/2012	(829.95)
52548014	Heating Oil/Gas TD	JE	155	6/1/2012	(36.27)
52548014	Heating Oil/Gas TD	JE	156	6/1/2012	(103.83)
52548014	Heating Oil/Gas TD	JE	156	6/1/2012	(4.54)
52548016	Heating Oil/Gas AG	JE	155	6/1/2012	(1,319.88)
52548016	Heating Oil/Gas AG	JE	156	6/1/2012	(165.12)
52571100	Add'l Security Costs	JE	600	6/1/2012	(10,674.56)
52571100	Add'l Security Costs	JE	600	6/1/2012	(2,860.80)
52571100	Add'l Security Costs	JE	160	6/1/2012	(7,999.16)
52574013	Telephone WT	JE	148	6/1/2012	(422.97)
52574015	Telephone CA	JE	148	6/1/2012	(987.67)
52574016	Telephone AG	JE	148	6/1/2012	(2.10)
52574016	Telephone AG	JE	148	6/1/2012	(1.94)
52574016	Telephone AG	JE	148	6/1/2012	(48.03)
52574016	Telephone AG	JE	148	6/1/2012	(341.12)
52574016	Telephone AG	JE	148	6/1/2012	(992.50)
52574016	Telephone AG	JE	148	6/1/2012	(3.04)
52574016	Telephone AG	JE	148	6/1/2012	(63.65)
52574113	Cell Phone WT	JE	148	6/1/2012	(51.91)
52574114	Cell Phone TD	JE	148	6/1/2012	(6.31)
52574114	Cell Phone TD	JE	148	6/1/2012	(276.77)
52574116	Cell Phone AG	JE	148	6/1/2012	(204.40)
52574116	Cell Phone AG	JE	148	6/1/2012	(65.36)
52574116	Cell Phone AG	JE	148	6/1/2012	(69.48)
52574116	Cell Phone AG	JE	148	6/1/2012	(60.92)
52574116	Cell Phone AG	JE	148	6/1/2012	(44.90)
52574116	Cell Phone AG	JE	148	6/1/2012	(34.18)
52574116	Cell Phone AG	JE	148	6/1/2012	(762.74)
52574116	Cell Phone AG	JE	148	6/1/2012	(2,014.83)
52574116	Cell Phone AG	JE	148	6/1/2012	(346.37)
52574116	Cell Phone AG	JE	148	6/1/2012	(30.33)
52574116	Cell Phone AG	JE	148	6/1/2012	(79.01)
52574116	Cell Phone AG	JE	148	6/1/2012	(63.73)
52574116	Cell Phone AG	JE	148	6/1/2012	(93.80)
52574116	Cell Phone AG	JE	148	6/1/2012	(244.28)
52578014	Trash Removal TD	JE	160	6/1/2012	(1,523.22)
52585000	Discounts Available	PN	8016	6/1/2012	(186.22)
52585000	Discounts Available	PK	62065771	6/1/2012	(96.11)
53150013	Contr Svc-Other WT	JE	600	6/1/2012	(4,500.00)
53150013	Contr Svc-Other WT	JE	600	6/1/2012	(2,500.00)
53150014	Contr Svc-Other TD	JE	600	6/1/2012	(3,018.00)
53150014	Contr Svc-Other TD	JE	160	6/1/2012	(2,865.20)
53150014	Contr Svc-Other TD	JE	160	6/1/2012	(1,347.80)
53150014	Contr Svc-Other TD	JE	160	6/1/2012	(1,184.26)
53150014	Contr Svc-Other TD	JE	160	6/1/2012	(8,580.00)
53150015	Contr Svc-Other CA	PV	43104307	6/1/2012	7,038.74

Kentucky American Water Company  
Case No. 2012-00520  
Response to PSC DR1, Item 31

Account	Description	Doc Type	Document Number	Posting Date	Amount
53150015	Contr Svc-Other CA	JE	148	6/1/2012	(492.94)
53150016	Contr Svc-Other AG	JE	877	6/1/2012	(5,933.25)
53150016	Contr Svc-Other AG	JE	160	6/1/2012	(3,460.00)
53150016	Contr Svc-Other AG	JE	160	6/1/2012	(10,185.00)
53155000	Contr Svc-Legal	JE	175	6/1/2012	(46,731.56)
53155000	Contr Svc-Legal	JE	175	6/1/2012	(8,896.00)
53155000	Contr Svc-Legal	JE	175	6/1/2012	(5,213.08)
53155000	Contr Svc-Legal	JE	175	6/1/2012	(3,675.50)
55010200	Trans Lease Fuel	JE	240	6/1/2012	(24.12)
55010200	Trans Lease Fuel	JE	240	6/1/2012	(2,054.47)
55010200	Trans Lease Fuel	JE	240	6/1/2012	(565.87)
55010200	Trans Lease Fuel	JE	240	6/1/2012	(24,272.34)
55010200	Trans Lease Fuel	JE	240	6/1/2012	(1,484.30)
55010200	Trans Lease Fuel	JE	240	6/1/2012	(759.77)
55010200	Trans Lease Fuel	JE	240	6/1/2012	(340.83)
55010200	Trans Lease Fuel	JE	240	6/1/2012	(1,730.60)
55010200	Trans Lease Fuel	JE	240	6/1/2012	(1,225.38)
55010200	Trans Lease Fuel	JE	240	6/1/2012	(69.19)
55010200	Trans Lease Fuel	JE	240	6/1/2012	(3,247.27)
55010200	Trans Lease Fuel	JE	240	6/1/2012	(326.86)
55010200	Trans Lease Fuel	JE	242	6/1/2012	(245.67)
55010200	Trans Lease Fuel	JE	242	6/1/2012	(61.04)
55010200	Trans Lease Fuel	JE	242	6/1/2012	(3,304.24)
55010200	Trans Lease Fuel	JE	242	6/1/2012	(105.56)
55010200	Trans Lease Fuel	JE	242	6/1/2012	(69.75)
55010200	Trans Lease Fuel	JE	242	6/1/2012	(70.80)
55010200	Trans Lease Fuel	JE	242	6/1/2012	(493.05)
55010200	Trans Lease Fuel	JE	242	6/1/2012	(440.53)
55010300	Trans Lease Maint	JE	245	6/1/2012	(592.50)
55010300	Trans Lease Maint	JE	240	6/1/2012	(3.00)
55010300	Trans Lease Maint	JE	240	6/1/2012	(5.00)
55010300	Trans Lease Maint	JE	240	6/1/2012	(1,197.04)
55010300	Trans Lease Maint	JE	240	6/1/2012	(334.01)
55010300	Trans Lease Maint	JE	240	6/1/2012	(18,872.24)
55010300	Trans Lease Maint	JE	240	6/1/2012	(43.80)
55010300	Trans Lease Maint	JE	240	6/1/2012	(63.61)
55010300	Trans Lease Maint	JE	240	6/1/2012	(111.19)
55010300	Trans Lease Maint	JE	240	6/1/2012	(157.11)
55010300	Trans Lease Maint	JE	240	6/1/2012	(507.35)
55010300	Trans Lease Maint	JE	240	6/1/2012	(5.00)
55010300	Trans Lease Maint	JE	240	6/1/2012	(2,051.44)
55010300	Trans Lease Maint	JE	240	6/1/2012	(5.00)
55010300	Trans Lease Maint	JE	241	6/1/2012	0.00
55010300	Trans Lease Maint	JE	241	6/1/2012	(2,063.00)
57010015	Uncoll Accts Exp CA	JE	31024272	6/1/2012	(23.96)
57010015	Uncoll Accts Exp CA	JE	31024272	6/1/2012	(359.44)
62002100	M&S Maint SS	JE	160	6/1/2012	(1,275.00)
62002300	M&S Maint WT	JE	600	6/1/2012	(3,000.00)
62002300	M&S Maint WT	JE	160	6/1/2012	(1,192.25)
62002300	M&S Maint WT	JE	160	6/1/2012	(6,995.01)
62002300	M&S Maint WT	JE	160	6/1/2012	(1,200.00)
62002400	M&S Maint TD	JE	600	6/1/2012	(2,527.35)
62002400	M&S Maint TD	JE	160	6/1/2012	(17,937.50)
62002400	M&S Maint TD	JE	160	6/1/2012	(524.65)
62002400	M&S Maint TD	JE	160	6/1/2012	(5,870.82)
62520700	Misc Main Pvg/Bckfil	JE	300	6/1/2012	(949.40)
62520700	Misc Main Pvg/Bckfil	JE	300	6/1/2012	(1,173.87)
62520700	Misc Main Pvg/Bckfil	JE	160	6/1/2012	(20,424.50)
62520700	Misc Main Pvg/Bckfil	JE	160	6/1/2012	(4,042.50)
68533000	FICA	JE	31020595	6/1/2012	(16,508.00)
71521000	M&J Expenses	JE	300	6/1/2012	(490.67)
81010000	Interest LTD	JE	103	6/1/2012	(177,260.42)
81010000	Interest LTD	JE	103	6/1/2012	(242,246.67)
81010000	Interest LTD	JE	103	6/1/2012	(312,802.50)
81015000	Interest LTD Interco	JE	103	6/1/2012	(1,410,557.29)
81015000	Interest LTD Interco	JE	103	6/1/2012	(694,868.06)
81015000	Interest LTD Interco	JE	103	6/1/2012	(126,250.00)
81015000	Interest LTD Interco	JE	103	6/1/2012	(361,562.50)
81015000	Interest LTD Interco	JE	103	6/1/2012	(387,338.75)
81020000	Div Decl P/S w/ MRR	JE	103	6/1/2012	(95,287.50)
86031000	Div Dec Pref Stk	JE	103	6/1/2012	(4,455.00)
86031000	Div Dec Pref Stk	JE	103	6/1/2012	(4,756.67)
86031000	Div Dec Pref Stk	JE	103	6/1/2012	(3,726.00)
52550016	Janitorial AG	PR	43104098	6/3/2012	5,403.33
71511000	M&J Revenues	RI	10179917	6/3/2012	(15.87)
40111000	Res Sales Billed	JE	31024532	6/4/2012	(170,696.57)
40111000	Res Sales Billed	JE	31024532	6/4/2012	(1.78)

Kentucky American Water Company  
Case No. 2012-00520  
Response to PSC DR1, Item 31

Account	Description	Doc Type	Document Number	Posting Date	Amount
40111000	Res Sales Billed	JE	31024532	6/4/2012	(30.16)
40121000	Com Sales Billed	JE	31024532	6/4/2012	(144,087.71)
40145000	Priv Fire Billed	JE	31024532	6/4/2012	(9,028.15)
40151000	Publ Auth Billed	JE	31024532	6/4/2012	(1,209.39)
40310400	OthRev-NSF Ck Chrg	JE	31024532	6/4/2012	(96.00)
40310500	OthRev-Appl/InitFee	JE	31024532	6/4/2012	(3,172.00)
40310500	OthRev-Appl/InitFee	JE	31024532	6/4/2012	(52.00)
40310500	OthRev-Appl/InitFee	JE	31024532	6/4/2012	(26.00)
40310700	OthRev-Reconnct Fee	JE	31024532	6/4/2012	(2,964.00)
51510012	Purchased Power P	EE	70016208	6/4/2012	1,940.71
51800000	Chemicals	PV	43106250	6/4/2012	(0.29)
52501600	Misc Oper AG	PV	43106343	6/4/2012	0.44
52501600	Misc Oper AG	PV	43106343	6/4/2012	(3.31)
52501600	Misc Oper AG	PV	43106343	6/4/2012	0.03
52501600	Misc Oper AG	PV	43106343	6/4/2012	(0.20)
52532014	Electricity TD	EE	70016207	6/4/2012	49.56
52532014	Electricity TD	EE	70016209	6/4/2012	190.34
52532014	Electricity TD	EE	70016210	6/4/2012	40.64
57010015	Uncoll Accts Exp CA	JE	31024532	6/4/2012	(282.56)
62002400	M&S Maint TD	IR	734083	6/4/2012	(7.47)
62002400	M&S Maint TD	IR	734083	6/4/2012	(20.89)
62002400	M&S Maint TD	IR	734083	6/4/2012	(5.98)
62002400	M&S Maint TD	IR	734083	6/4/2012	(16.77)
62002400	M&S Maint TD	IR	734083	6/4/2012	(2.90)
62002400	M&S Maint TD	IR	734083	6/4/2012	(8.70)
71521000	M&J Expenses	II	734082	6/4/2012	7.47
71521000	M&J Expenses	II	734082	6/4/2012	20.89
71521000	M&J Expenses	II	734082	6/4/2012	5.98
71521000	M&J Expenses	II	734082	6/4/2012	16.77
71521000	M&J Expenses	II	734082	6/4/2012	2.90
71521000	M&J Expenses	II	734082	6/4/2012	8.70
40111000	Res Sales Billed	JE	31024823	6/5/2012	(225,326.55)
40111000	Res Sales Billed	JE	31024823	6/5/2012	(25,704.16)
40121000	Com Sales Billed	JE	31024823	6/5/2012	(73,126.52)
40121000	Com Sales Billed	JE	31024823	6/5/2012	(1,155.80)
40141000	Publ Fire Billed	JE	31024823	6/5/2012	(280,848.48)
40145000	Priv Fire Billed	JE	31024823	6/5/2012	(91,106.48)
40151000	Publ Auth Billed	JE	31024823	6/5/2012	(5,113.49)
40161000	Sls/Rsle Billed	JE	31024823	6/5/2012	(14,309.23)
40310400	OthRev-NSF Ck Chrg	JE	31024823	6/5/2012	(60.00)
40310500	OthRev-Appl/InitFee	JE	31024823	6/5/2012	40.00
40310500	OthRev-Appl/InitFee	JE	31024823	6/5/2012	(3,484.00)
40310500	OthRev-Appl/InitFee	JE	31024823	6/5/2012	(156.00)
40310500	OthRev-Appl/InitFee	JE	31024823	6/5/2012	(78.00)
40310700	OthRev-Reconnct Fee	JE	31024823	6/5/2012	(2,756.00)
40310700	OthRev-Reconnct Fee	JE	31024823	6/5/2012	(546.00)
50456000	Tuition Aid	PS	43087398	6/5/2012	(1,245.00)
51510012	Purchased Power P	EE	70016424	6/5/2012	13,418.63
52532014	Electricity TD	EE	70016423	6/5/2012	108.59
52548014	Heating Oil/Gas TD	EE	70016405	6/5/2012	120.33
52585000	Discounts Available	PX	7286	6/5/2012	(807.43)
52585000	Discounts Available	PX	7286	6/5/2012	(21.64)
52585000	Discounts Available	PX	7286	6/5/2012	(3.56)
52585000	Discounts Available	PK	62065787	6/5/2012	(15.13)
52585000	Discounts Available	PK	62065787	6/5/2012	(29.60)
52585000	Discounts Available	PN	8024	6/5/2012	(5.93)
53150016	Contr Svc-Other AG	PV	43108702	6/5/2012	3,840.00
57010015	Uncoll Accts Exp CA	JE	31024823	6/5/2012	(11.41)
57010015	Uncoll Accts Exp CA	JE	31024823	6/5/2012	(753.90)
40111000	Res Sales Billed	JE	31024822	6/6/2012	(184,882.11)
40111000	Res Sales Billed	JE	31024822	6/6/2012	(9,901.14)
40111000	Res Sales Billed	JE	31024822	6/6/2012	(14,130.04)
40121000	Com Sales Billed	JE	31024822	6/6/2012	(159,296.97)
40121000	Com Sales Billed	JE	31024822	6/6/2012	(627.39)
40121000	Com Sales Billed	JE	31024822	6/6/2012	(7,330.63)
40131000	Ind Sales Billed	JE	31024822	6/6/2012	(51,330.14)
40131000	Ind Sales Billed	JE	31024822	6/6/2012	(1,342.91)
40145000	Priv Fire Billed	JE	31024822	6/6/2012	(4,371.30)
40151000	Publ Auth Billed	JE	31024822	6/6/2012	(116,263.73)
40151000	Publ Auth Billed	JE	31024822	6/6/2012	(268.49)
40161000	Sls/Rsle Billed	JE	31024822	6/6/2012	(47,045.82)
40211000	Dom WW Svc Billed	JE	31024822	6/6/2012	(14,892.31)
40221000	Com WW Svc Billed	JE	31024822	6/6/2012	(7,141.60)
40251000	PubAuth WW Billed	JE	31024822	6/6/2012	(342.10)
40310400	OthRev-NSF Ck Chrg	JE	31024822	6/6/2012	(84.00)
40310500	OthRev-Appl/InitFee	JE	31024822	6/6/2012	(2,470.00)
40310500	OthRev-Appl/InitFee	JE	31024822	6/6/2012	(26.00)

Kentucky American Water Company  
Case No. 2012-00520  
Response to PSC DR1, Item 31

Account	Description	Doc Type	Document Number	Posting Date	Amount
40310500	OthRev-Appl/InitFee	JE	31024822	6/6/2012	(442.00)
40310700	OthRev-Reconnct Fee	JE	31024822	6/6/2012	(1,144.00)
40310700	OthRev-Reconnct Fee	JE	31024822	6/6/2012	(130.00)
50510000	PBOP Expense	JE	103	6/6/2012	(3,848.00)
51010000	Purchased Water	PV	43109201	6/6/2012	9,443.83
51010000	Purchased Water	PV	43109202	6/6/2012	9.33
51110000	Waste Disposal	EE	70016623	6/6/2012	1,205.67
51510012	Purchased Power P	EE	70016618	6/6/2012	67.40
51510012	Purchased Power P	EE	70016619	6/6/2012	819.98
51510012	Purchased Power P	EE	70016624	6/6/2012	967.57
51510012	Purchased Power P	EE	70016628	6/6/2012	305.11
51510013	Purchased Power WT	EE	70016620	6/6/2012	971.48
51510013	Purchased Power WT	EE	70016621	6/6/2012	21,315.40
52001300	M&S Oper WT	PV	43109353	6/6/2012	477.21
52001400	M&S Oper TD	PV	43109297	6/6/2012	141.44
52001400	M&S Oper TD	PV	43109340	6/6/2012	48.27
52001400	M&S Oper TD	PD	43109429	6/6/2012	(125.36)
52001400	M&S Oper TD	PV	43109436	6/6/2012	397.02
52001600	M&S Oper AG	PV	43109306	6/6/2012	414.74
52501300	Misc Oper WT	PV	43109358	6/6/2012	98.20
52501300	Misc Oper WT	PV	43109362	6/6/2012	326.81
52501300	Misc Oper WT	PV	43109366	6/6/2012	6.80
52501400	Misc Oper TD	PV	43109291	6/6/2012	149.47
52501400	Misc Oper TD	PV	43109297	6/6/2012	282.88
52501400	Misc Oper TD	PD	43109310	6/6/2012	(234.23)
52501400	Misc Oper TD	PD	43109312	6/6/2012	(233.09)
52501400	Misc Oper TD	PV	43109333	6/6/2012	525.50
52501400	Misc Oper TD	PV	43109337	6/6/2012	192.77
52532014	Electricity TD	EE	70016616	6/6/2012	36.98
52532014	Electricity TD	EE	70016622	6/6/2012	20.36
52532014	Electricity TD	EE	70016625	6/6/2012	778.05
52532014	Electricity TD	EE	70016626	6/6/2012	603.81
52532014	Electricity TD	EE	70016674	6/6/2012	25.33
52532016	Electricity AG	EE	70016617	6/6/2012	21.83
52532016	Electricity AG	EE	70016627	6/6/2012	6,506.05
52548016	Heating Oil/Gas AG	EE	70016558	6/6/2012	585.72
52562013	Off&Adm Supplies WT	PV	43109393	6/6/2012	51.39
52562513	Overnight Shippng WT	PV	43109431	6/6/2012	193.62
52562516	Overnight Shippng AG	PV	43109195	6/6/2012	298.02
52578011	Trash Removal SS	PV	43109200	6/6/2012	98.79
52585000	Discounts Available	PK	62065790	6/6/2012	(72.58)
53150013	Contr Svc-Other WT	PV	43109198	6/6/2012	1,000.00
53150013	Contr Svc-Other WT	PV	43109382	6/6/2012	560.00
53150013	Contr Svc-Other WT	PV	43109386	6/6/2012	546.00
53150013	Contr Svc-Other WT	PV	43109395	6/6/2012	50.00
53150013	Contr Svc-Other WT	PV	43109397	6/6/2012	50.00
53150013	Contr Svc-Other WT	PV	43109404	6/6/2012	50.00
53150014	Contr Svc-Other TD	PV	43109196	6/6/2012	27.84
53150014	Contr Svc-Other TD	PV	43109404	6/6/2012	20.00
53150014	Contr Svc-Other TD	PV	43109404	6/6/2012	419.00
53150016	Contr Svc-Other AG	PV	43109253	6/6/2012	1,184.26
53150016	Contr Svc-Other AG	PV	43109266	6/6/2012	252.28
53150016	Contr Svc-Other AG	PV	43109269	6/6/2012	233.73
53155000	Contr Svc-Legal	PV	43109259	6/6/2012	80.00
53155000	Contr Svc-Legal	PV	43109264	6/6/2012	9,178.33
54110014	Rents-Real Prop TD	PV	43109194	6/6/2012	214.99
55000016	Trans Oper AG	PV	43109272	6/6/2012	736.25
55000016	Trans Oper AG	PV	43109303	6/6/2012	14.52
57010015	Uncoll Accts Exp CA	JE	31024822	6/6/2012	(72.80)
57010015	Uncoll Accts Exp CA	JE	31024822	6/6/2012	(318.31)
62002100	M&S Maint SS	PV	43109203	6/6/2012	1,275.00
62002300	M&S Maint WT	PV	43109192	6/6/2012	2,299.66
62002300	M&S Maint WT	PV	43109197	6/6/2012	2,296.66
62002300	M&S Maint WT	PV	43109199	6/6/2012	1,200.00
62002300	M&S Maint WT	PV	43109355	6/6/2012	1,001.94
62002400	M&S Maint TD	IR	734297	6/6/2012	(35.93)
62002400	M&S Maint TD	IR	734299	6/6/2012	(6.31)
62002400	M&S Maint TD	IR	734299	6/6/2012	(16.77)
62002400	M&S Maint TD	IR	734299	6/6/2012	(2.90)
62002400	M&S Maint TD	PV	43109283	6/6/2012	1,926.94
62002400	M&S Maint TD	PV	43109283	6/6/2012	3,943.88
62002400	M&S Maint TD	PV	43109286	6/6/2012	422.29
62002400	M&S Maint TD	PV	43109290	6/6/2012	389.55
62002400	M&S Maint TD	PV	43109298	6/6/2012	2,200.72
62002400	M&S Maint TD	PV	43109300	6/6/2012	7,206.77
62002400	M&S Maint TD	PV	43109314	6/6/2012	524.26
62002400	M&S Maint TD	PV	43109345	6/6/2012	8,530.01

Kentucky American Water Company  
Case No. 2012-00520  
Response to PSC DR1, Item 31

Account	Description	Doc Type	Document Number	Posting Date	Amount
62002400	M&S Maint TD	IR	734417	6/6/2012	(261.09)
62002400	M&S Maint TD	IR	734417	6/6/2012	(35.93)
62002400	M&S Maint TD	IR	734417	6/6/2012	(81.16)
62002400	M&S Maint TD	IR	734417	6/6/2012	(44.49)
62520700	Misc Main Pvg/Bckfill	PV	43109207	6/6/2012	7,500.30
62520700	Misc Main Pvg/Bckfill	PV	43109210	6/6/2012	7,807.30
62520700	Misc Main Pvg/Bckfill	PV	43109212	6/6/2012	5,116.90
63150023	Contr Svc-Maint WT	PV	43109434	6/6/2012	133.90
63150026	Contr Svc-Maint AG	PV	43109255	6/6/2012	117.92
63150026	Contr Svc-Maint AG	PV	43109258	6/6/2012	113.67
63150026	Contr Svc-Maint AG	PV	43109341	6/6/2012	125.40
63150026	Contr Svc-Maint AG	PV	43109342	6/6/2012	107.42
63150026	Contr Svc-Maint AG	PV	43109343	6/6/2012	138.42
63150026	Contr Svc-Maint AG	PV	43109347	6/6/2012	107.42
63150026	Contr Svc-Maint AG	PV	43109348	6/6/2012	105.92
63150026	Contr Svc-Maint AG	PV	43109350	6/6/2012	114.42
63150026	Contr Svc-Maint AG	PV	43109390	6/6/2012	116.42
63150026	Contr Svc-Maint AG	PV	43109437	6/6/2012	153.00
71521000	M&J Expenses	II	734298	6/6/2012	6.31
71521000	M&J Expenses	II	734298	6/6/2012	16.77
71521000	M&J Expenses	II	734298	6/6/2012	2.90
40111000	Res Sales Billed	JE	31024879	6/7/2012	(180,554.49)
40111000	Res Sales Billed	JE	31024879	6/7/2012	69.17
40111000	Res Sales Billed	JE	31024879	6/7/2012	(78.39)
40111000	Res Sales Billed	JE	31024879	6/7/2012	(10.21)
40121000	Com Sales Billed	JE	31024879	6/7/2012	(283,212.15)
40131000	Ind Sales Billed	JE	31024879	6/7/2012	(136,232.38)
40145000	Priv Fire Billed	JE	31024879	6/7/2012	(6,630.81)
40151000	Publ Auth Billed	JE	31024879	6/7/2012	(362,370.23)
40161000	Sls/Rsle Billed	JE	31024879	6/7/2012	(137,407.43)
40171000	Misc Sales Billed	JE	31024879	6/7/2012	(2,341.44)
40211000	Dom WW Svc Billed	JE	31024879	6/7/2012	(83.70)
40310400	OthRev-NSF Ck Chrg	JE	31024879	6/7/2012	(96.00)
40310500	OthRev-Appl/InitFee	JE	31024879	6/7/2012	(1,872.00)
40310500	OthRev-Appl/InitFee	JE	31024879	6/7/2012	(286.00)
40310700	OthRev-Reconnct Fee	JE	31024879	6/7/2012	(416.00)
50550000	Group Insur Expense	PS	43109993	6/7/2012	163,459.16
51110000	Waste Disposal	EE	70016885	6/7/2012	1,313.75
51510012	Purchased Power P	EE	70016864	6/7/2012	640.41
51510012	Purchased Power P	EE	70016881	6/7/2012	2,622.11
51510012	Purchased Power P	EE	70016884	6/7/2012	903.05
51510012	Purchased Power P	EE	70016887	6/7/2012	5,898.68
51510013	Purchased Power WT	EE	70016879	6/7/2012	3,323.42
51510014	Purchased Power TD	EE	70016950	6/7/2012	26.03
52001600	M&S Oper AG	PV	43110458	6/7/2012	107.53
52501600	Misc Oper AG	PV	43110437	6/7/2012	597.42
52501600	Misc Oper AG	PV	43110442	6/7/2012	26.50
52532013	Electricity WT	EE	70016880	6/7/2012	11.27
52532013	Electricity WT	EE	70016889	6/7/2012	27.42
52532014	Electricity TD	EE	70016882	6/7/2012	27.04
52532014	Electricity TD	EE	70016883	6/7/2012	26.64
52532014	Electricity TD	EE	70016886	6/7/2012	46.99
52532014	Electricity TD	EE	70016890	6/7/2012	1,252.35
52532014	Electricity TD	EE	70016892	6/7/2012	29.50
52548014	Heating Oil/Gas TD	EE	70016888	6/7/2012	62.83
52548014	Heating Oil/Gas TD	EE	70016891	6/7/2012	28.92
52562516	Overnight Shippng AG	PV	43110416	6/7/2012	185.11
52562516	Overnight Shippng AG	PV	43110419	6/7/2012	485.87
52574015	Telephone CA	TC	31024719	6/7/2012	66.87
52574015	Telephone CA	TC	31024720	6/7/2012	49.53
52578014	Trash Removal TD	PV	43110823	6/7/2012	306.49
52585000	Discounts Available	PU	18564	6/7/2012	(4.24)
52585000	Discounts Available	PK	62065806	6/7/2012	(88.06)
52585000	Discounts Available	PK	62065807	6/7/2012	(45.88)
53150013	Contr Svc-Other WT	PV	43110391	6/7/2012	518.00
53150013	Contr Svc-Other WT	PV	43110396	6/7/2012	392.00
53150013	Contr Svc-Other WT	PV	43110402	6/7/2012	100.00
53150013	Contr Svc-Other WT	PV	43110410	6/7/2012	50.00
53150013	Contr Svc-Other WT	PV	43110415	6/7/2012	100.00
53150014	Contr Svc-Other TD	PV	43110406	6/7/2012	224.00
53150014	Contr Svc-Other TD	PV	43110410	6/7/2012	20.00
53150014	Contr Svc-Other TD	PV	43110410	6/7/2012	419.00
53150015	Contr Svc-Other CA	TC	31024710	6/7/2012	14.95
54110014	Rents-Real Prop TD	PV	43110817	6/7/2012	15.00
54110014	Rents-Real Prop TD	PV	43110818	6/7/2012	214.01
57010015	Uncoll Accts Exp CA	JE	31024879	6/7/2012	(59.38)
62002300	M&S Maint WT	PV	43110421	6/7/2012	1,192.25

Kentucky American Water Company  
Case No. 2012-00520  
Response to PSC DR1, Item 31

Account	Description	Doc Type	Document Number	Posting Date	Amount
62002300	M&S Maint WT	PV	43110454	6/7/2012	6,995.01
62002400	M&S Maint TD	PV	43110406	6/7/2012	34.00
62520700	Misc Main Pvg/Bckfil	PV	43110821	6/7/2012	73.78
40111000	Res Sales Billed	JE	31024916	6/8/2012	(217,693.86)
40111000	Res Sales Billed	JE	31024916	6/8/2012	(31.28)
40121000	Com Sales Billed	JE	31024916	6/8/2012	(85,253.35)
40131000	Ind Sales Billed	JE	31024916	6/8/2012	(577.63)
40145000	Priv Fire Billed	JE	31024916	6/8/2012	(2,273.29)
40151000	Publ Auth Billed	JE	31024916	6/8/2012	(5,013.64)
40171000	Misc Sales Billed	JE	31024916	6/8/2012	(2,283.26)
40310400	OthRev-NSF Ck Chrg	JE	31024916	6/8/2012	(108.00)
40310400	OthRev-NSF Ck Chrg	JE	31024916	6/8/2012	(12.00)
40310500	OthRev-Appl/InitFee	JE	31024916	6/8/2012	(3,926.00)
40310500	OthRev-Appl/InitFee	JE	31024916	6/8/2012	(52.00)
40310700	OthRev-Reconnct Fee	JE	31024916	6/8/2012	(858.00)
51010000	Purchased Water	PV	43111014	6/8/2012	2,696.67
51510012	Purchased Power P	EE	70017147	6/8/2012	3,658.65
51510013	Purchased Power WT	EE	70017144	6/8/2012	192,122.61
52001300	M&S Oper WT	ST	31024838	6/8/2012	28.63
52501400	Misc Oper TD	ST	31024838	6/8/2012	16.97
52514500	Charitb Don-H/Ed/En	PS	43110835	6/8/2012	250.00
52548014	Heating Oil/Gas TD	EE	70017145	6/8/2012	257.88
52548016	Heating Oil/Gas AG	EE	70017146	6/8/2012	489.15
52556500	Low Income Pay Prog	PS	43110836	6/8/2012	500.00
52562013	Off&Adm Supplies WT	ST	31024838	6/8/2012	3.08
52585000	Discounts Available	PN	8029	6/8/2012	(45.30)
52585000	Discounts Available	PN	8029	6/8/2012	(7.97)
52585000	Discounts Available	PN	8029	6/8/2012	(14.70)
52585000	Discounts Available	PN	8029	6/8/2012	(160.94)
52585000	Discounts Available	PX	7363	6/8/2012	(1.78)
52585000	Discounts Available	PK	62065824	6/8/2012	(96.11)
52585000	Discounts Available	PK	62065827	6/8/2012	(180.24)
53150015	Contr Svc-Other CA	PS	43110834	6/8/2012	88.00
53150016	Contr Svc-Other AG	PV	43111042	6/8/2012	1,730.00
53150016	Contr Svc-Other AG	PV	43111044	6/8/2012	1,730.00
53150016	Contr Svc-Other AG	PV	43111046	6/8/2012	865.00
53150016	Contr Svc-Other AG	PV	43111496	6/8/2012	982.02
57010015	Uncoll Accts Exp CA	JE	31024916	6/8/2012	(67.02)
57010015	Uncoll Accts Exp CA	JE	31024916	6/8/2012	(771.40)
62002300	M&S Maint WT	ST	31024852	6/8/2012	77.31
62002400	M&S Maint TD	ST	31024838	6/8/2012	115.62
62002400	M&S Maint TD	ST	31024838	6/8/2012	236.63
62002400	M&S Maint TD	ST	31024838	6/8/2012	31.46
62520700	Misc Main Pvg/Bckfil	PV	43111049	6/8/2012	970.00
63150026	Contr Svc-Maint AG	ST	31024838	6/8/2012	7.08
63150026	Contr Svc-Maint AG	ST	31024838	6/8/2012	6.82
63150026	Contr Svc-Maint AG	ST	31024838	6/8/2012	7.52
63150026	Contr Svc-Maint AG	ST	31024838	6/8/2012	6.45
63150026	Contr Svc-Maint AG	ST	31024838	6/8/2012	8.31
63150026	Contr Svc-Maint AG	ST	31024838	6/8/2012	6.45
63150026	Contr Svc-Maint AG	ST	31024838	6/8/2012	6.36
63150026	Contr Svc-Maint AG	ST	31024838	6/8/2012	6.87
63150026	Contr Svc-Maint AG	ST	31024838	6/8/2012	6.99
52001600	M&S Oper AG	ST	31024888	6/9/2012	6.45
52501600	Misc Oper AG	ST	31024888	6/9/2012	35.85
71511000	M&J Revenues	RI	10179920	6/9/2012	(4,116.04)
71511000	M&J Revenues	RI	10179921	6/9/2012	(4,142.79)
71511000	M&J Revenues	RI	10179922	6/9/2012	(1,301.59)
50101300	Labor Oper WT	T2	47463	6/10/2012	1,929.20
50101300	Labor Oper WT	T2	47463	6/10/2012	474.58
50101300	Labor Oper WT	T2	47463	6/10/2012	16,184.72
50101300	Labor Oper WT	T2	47463	6/10/2012	15,796.36
50101300	Labor Oper WT	T2	47463	6/10/2012	10,203.36
50101300	Labor Oper WT	T2	47463	6/10/2012	525.32
50101305	Labor Oper WT SupEng	T2	47463	6/10/2012	5,734.03
50101305	Labor Oper WT SupEng	T2	47463	6/10/2012	9,634.01
50101305	Labor Oper WT SupEng	T2	47463	6/10/2012	2,521.38
50101305	Labor Oper WT SupEng	T2	47463	6/10/2012	2,523.64
50101305	Labor Oper WT SupEng	T2	47463	6/10/2012	5,256.39
50101305	Labor Oper WT SupEng	T2	47463	6/10/2012	5,686.93
50101305	Labor Oper WT SupEng	T2	47463	6/10/2012	97.46
50101400	Labor Oper TD	T2	47463	6/10/2012	3,425.64
50101400	Labor Oper TD	T2	47463	6/10/2012	39,476.46
50101400	Labor Oper TD	T2	47463	6/10/2012	1,657.65
50101400	Labor Oper TD	T2	47463	6/10/2012	559.86
50101400	Labor Oper TD	T2	47463	6/10/2012	1,973.88
50101400	Labor Oper TD	T2	47463	6/10/2012	4,356.77

Kentucky American Water Company  
Case No. 2012-00520  
Response to PSC DR1, Item 31

Account	Description	Doc Type	Document Number	Posting Date	Amount
50101400	Labor Oper TD	T2	47493	6/10/2012	41,732.77
50101405	Labor Oper TD SupEng	T2	47463	6/10/2012	1,286.14
50101405	Labor Oper TD SupEng	T2	47463	6/10/2012	371.81
50101405	Labor Oper TD SupEng	T2	47463	6/10/2012	1,721.32
50101405	Labor Oper TD SupEng	T2	47463	6/10/2012	614.90
50101415	Labor Oper TD Lines	T2	47463	6/10/2012	3,649.35
50101415	Labor Oper TD Lines	T2	47463	6/10/2012	2,193.91
50101415	Labor Oper TD Lines	T2	47463	6/10/2012	1,507.72
50101420	Labor Oper TD Meter	T2	47463	6/10/2012	17,476.14
50101500	Labor Oper CA	T2	47463	6/10/2012	1,454.52
50101500	Labor Oper CA	T2	47463	6/10/2012	164.23
50101510	Labor Oper CA MtrRd	T2	47463	6/10/2012	11,822.66
50101520	Labor Oper CA CstSrv	T2	47463	6/10/2012	1,928.46
50101600	Labor Oper AG	T2	47463	6/10/2012	17,413.83
50101600	Labor Oper AG	T2	47463	6/10/2012	1,064.37
50101600	Labor Oper AG	T2	47463	6/10/2012	3,909.68
50101600	Labor Oper AG	T2	47463	6/10/2012	7,871.52
50101600	Labor Oper AG	T2	47463	6/10/2012	2,701.44
50102100	Labor Maint SS	T2	47463	6/10/2012	982.80
50102100	Labor Maint SS	T2	47463	6/10/2012	1,326.78
50102300	Labor Maint WT	T2	47463	6/10/2012	1,572.48
50102300	Labor Maint WT	T2	47463	6/10/2012	982.80
50102400	Labor Maint TD	T2	47463	6/10/2012	737.95
50102410	Labor Mnt TD Str&Imp	T2	47463	6/10/2012	233.17
50102420	Labor Mnt TD Mains	T2	47463	6/10/2012	1,103.73
50102420	Labor Mnt TD Mains	T2	47463	6/10/2012	204.75
50102420	Labor Mnt TD Mains	T2	47463	6/10/2012	61.71
50102420	Labor Mnt TD Mains	T2	47463	6/10/2012	287.19
50102420	Labor Mnt TD Mains	T2	47463	6/10/2012	144.86
50102430	Labor Mnt TD Service	T2	47463	6/10/2012	9,685.56
50102430	Labor Mnt TD Service	T2	47463	6/10/2012	829.18
50102435	Labor Mnt TD Meter	T2	47463	6/10/2012	1,769.04
50102440	Labor Mnt TD Hydrant	T2	47463	6/10/2012	2,577.06
50102440	Labor Mnt TD Hydrant	T2	47463	6/10/2012	745.89
50102440	Labor Mnt TD Hydrant	T2	47463	6/10/2012	1,794.62
50111300	LaborOper NS OT WT	T2	47463	6/10/2012	316.00
50111300	LaborOper NS OT WT	T2	47463	6/10/2012	4,653.03
50111300	LaborOper NS OT WT	T2	47463	6/10/2012	717.64
50111300	LaborOper NS OT WT	T2	47463	6/10/2012	2,224.68
50111300	LaborOper NS OT WT	T2	47463	6/10/2012	70.73
50111305	LaborOperNS OT WT SE	T2	47463	6/10/2012	42.80
50111305	LaborOperNS OT WT SE	T2	47463	6/10/2012	302.79
50111305	LaborOperNS OT WT SE	T2	47463	6/10/2012	1,335.25
50111400	LaborOper NS OT TD	T2	47463	6/10/2012	92.48
50111405	LaborOperNS OT TD SE	T2	47463	6/10/2012	259.59
50111415	LaborOperNS OT TD Ln	T2	47463	6/10/2012	252.74
50111415	LaborOperNS OT TD Ln	T2	47463	6/10/2012	18.13
50111415	LaborOperNS OT TD Ln	T2	47463	6/10/2012	90.00
50111420	LaborOperNS OT TD Mt	T2	47463	6/10/2012	5,648.30
50111500	LaborOper NS OT CA	T2	47463	6/10/2012	32.09
50111510	LaborOperNS OT CA MR	T2	47463	6/10/2012	639.99
50111520	LaborOperNS OT CA CS	T2	47463	6/10/2012	80.79
50112300	LaborMaint NS OT WT	T2	47463	6/10/2012	630.51
50112300	LaborMaint NS OT WT	T2	47463	6/10/2012	98.28
50112420	LaborMaintNSOT TD Mn	T2	47463	6/10/2012	1,322.52
50112420	LaborMaintNSOT TD Mn	T2	47463	6/10/2012	2,477.51
50112430	LaborMaintNSOT TD Sv	T2	47463	6/10/2012	1,187.27
50112430	LaborMaintNSOT TD Sv	T2	47463	6/10/2012	367.30
50112440	LaborMaintNSOT TD Hy	T2	47463	6/10/2012	182.94
50112440	LaborMaintNSOT TD Hy	T2	47463	6/10/2012	217.52
50121300	LaborOper OT WT	T2	47463	6/10/2012	909.24
50121300	LaborOper OT WT	T2	47463	6/10/2012	756.18
50121300	LaborOper OT WT	T2	47463	6/10/2012	897.65
50171000	Annual Incent Plan	T3	47464	6/10/2012	3,180.51
50171000	Annual Incent Plan	T3	47464	6/10/2012	775.37
50171000	Annual Incent Plan	T3	47464	6/10/2012	212.87
50171000	Annual Incent Plan	T3	47464	6/10/2012	271.37
50171000	Annual Incent Plan	T3	47464	6/10/2012	692.72
50171000	Annual Incent Plan	T3	47464	6/10/2012	1,691.68
50171000	Annual Incent Plan	T3	47464	6/10/2012	2,377.79
50171000	Annual Incent Plan	T3	47464	6/10/2012	681.74
50171000	Annual Incent Plan	T3	47464	6/10/2012	257.25
50171000	Annual Incent Plan	T3	47464	6/10/2012	321.54
50421000	401k Expense	T3	47464	6/10/2012	464.20
50421000	401k Expense	T3	47464	6/10/2012	42.55
50421000	401k Expense	T3	47464	6/10/2012	29.90
50421000	401k Expense	T3	47464	6/10/2012	205.69



Kentucky American Water Company  
Case No. 2012-00520  
Response to PSC DR1, Item 31

Account	Description	Doc Type	Document Number	Posting Date	Amount
50421000	401k Expense	T3	47464	6/10/2012	201.56
50421000	401k Expense	T3	47464	6/10/2012	1,629.67
50421000	401k Expense	T3	47464	6/10/2012	6.96
50421000	401k Expense	T3	47464	6/10/2012	3.35
50421000	401k Expense	T3	47464	6/10/2012	39.83
50421000	401k Expense	T3	47464	6/10/2012	109.08
50421000	401k Expense	T3	47464	6/10/2012	45.81
50421000	401k Expense	T3	47464	6/10/2012	1.54
50421000	401k Expense	T3	47464	6/10/2012	1.39
50421000	401k Expense	T3	47464	6/10/2012	71.02
50421000	401k Expense	T3	47464	6/10/2012	13.99
50421000	401k Expense	T3	47464	6/10/2012	203.20
50421000	401k Expense	T3	47464	6/10/2012	291.66
50421000	401k Expense	T3	47464	6/10/2012	460.96
50421000	401k Expense	T3	47464	6/10/2012	308.41
50421000	401k Expense	T3	47464	6/10/2012	141.84
50421000	401k Expense	T3	47464	6/10/2012	119.29
50421000	401k Expense	T3	47464	6/10/2012	53.72
50421000	401k Expense	T3	47464	6/10/2012	39.33
50421000	401k Expense	T3	47464	6/10/2012	16.94
50421000	401k Expense	T3	47464	6/10/2012	3.89
50422000	DCP Expense	T3	47464	6/10/2012	100.96
50422000	DCP Expense	T3	47464	6/10/2012	83.82
50422000	DCP Expense	T3	47464	6/10/2012	142.47
50422000	DCP Expense	T3	47464	6/10/2012	211.18
50422000	DCP Expense	T3	47464	6/10/2012	521.62
50422000	DCP Expense	T3	47464	6/10/2012	2,470.31
50422000	DCP Expense	T3	47464	6/10/2012	66.62
50422000	DCP Expense	T3	47464	6/10/2012	148.96
50422000	DCP Expense	T3	47464	6/10/2012	96.55
50422000	DCP Expense	T3	47464	6/10/2012	33.91
50422000	DCP Expense	T3	47464	6/10/2012	103.99
50422000	DCP Expense	T3	47464	6/10/2012	480.37
50422000	DCP Expense	T3	47464	6/10/2012	580.81
50422000	DCP Expense	T3	47464	6/10/2012	731.50
50422000	DCP Expense	T3	47464	6/10/2012	130.04
50422000	DCP Expense	T3	47464	6/10/2012	67.52
50422000	DCP Expense	T3	47464	6/10/2012	199.23
50422000	DCP Expense	T3	47464	6/10/2012	35.73
50422000	DCP Expense	T3	47464	6/10/2012	27.30
50510100	PBOP Cap Credits	T3	47464	6/10/2012	19,808.34
50510100	PBOP Cap Credits	T3	47464	6/10/2012	145.39
50510100	PBOP Cap Credits	T3	47464	6/10/2012	87.75
50510100	PBOP Cap Credits	T3	47464	6/10/2012	5.81
50510100	PBOP Cap Credits	T3	47464	6/10/2012	14.97
50510100	PBOP Cap Credits	T3	47464	6/10/2012	193.59
50510100	PBOP Cap Credits	T3	47464	6/10/2012	85.96
50550000	Group Insur Expense	T3	47464	6/10/2012	667.33
50550000	Group Insur Expense	T3	47464	6/10/2012	1,585.78
50550000	Group Insur Expense	T3	47464	6/10/2012	25.00
50550000	Group Insur Expense	T3	47464	6/10/2012	37.44
50550000	Group Insur Expense	T3	47464	6/10/2012	3.01
50550000	Group Insur Expense	T3	47464	6/10/2012	24.75
50550000	Group Insur Expense	T3	47464	6/10/2012	815.07
50550000	Group Insur Expense	T3	47464	6/10/2012	388.99
50550000	Group Insur Expense	T3	47464	6/10/2012	592.87
50550000	Group Insur Expense	T3	47464	6/10/2012	347.33
50550000	Group Insur Expense	T3	47464	6/10/2012	710.85
50550000	Group Insur Expense	T3	47464	6/10/2012	35.20
50550100	Group Ins Cap Creds	T3	47464	6/10/2012	45,747.77
50550100	Group Ins Cap Creds	T3	47464	6/10/2012	16.14
50550100	Group Ins Cap Creds	T3	47464	6/10/2012	96.10
50550100	Group Ins Cap Creds	T3	47464	6/10/2012	354.12
50550100	Group Ins Cap Creds	T3	47464	6/10/2012	688.23
50550100	Group Ins Cap Creds	T3	47464	6/10/2012	327.06
50550100	Group Ins Cap Creds	T3	47464	6/10/2012	6.89
50550100	Group Ins Cap Creds	T3	47464	6/10/2012	22.99
50550100	Group Ins Cap Creds	T3	47464	6/10/2012	392.71
50550100	Group Ins Cap Creds	T3	47464	6/10/2012	101.83
50610100	Pension Cap Credits	T3	47464	6/10/2012	30,784.89
50610100	Pension Cap Credits	T3	47464	6/10/2012	225.97
50610100	Pension Cap Credits	T3	47464	6/10/2012	136.37
50610100	Pension Cap Credits	T3	47464	6/10/2012	9.03
50610100	Pension Cap Credits	T3	47464	6/10/2012	23.27
50610100	Pension Cap Credits	T3	47464	6/10/2012	300.88
50610100	Pension Cap Credits	T3	47464	6/10/2012	133.60
52534000	Employee Expenses	T3	47464	6/10/2012	30.00

Kentucky American Water Company  
Case No. 2012-00520  
Response to PSC DR1, Item 31

Account	Description	Doc Type	Document Number	Posting Date	Amount
52534000	Employee Expenses	T3	47464	6/10/2012	14.62
52535000	Meals Deductible	T3	47464	6/10/2012	13.48
55000100	Trans Cap Credits	T3	47464	6/10/2012	1,132.14
55000100	Trans Cap Credits	T3	47464	6/10/2012	0.00
55000100	Trans Cap Credits	T3	47464	6/10/2012	90.67
55000100	Trans Cap Credits	T3	47464	6/10/2012	282.22
55000100	Trans Cap Credits	T3	47464	6/10/2012	558.88
55000100	Trans Cap Credits	T3	47464	6/10/2012	4,333.33
55000100	Trans Cap Credits	T3	47464	6/10/2012	7,066.26
55000100	Trans Cap Credits	T3	47464	6/10/2012	6.16
55000100	Trans Cap Credits	T3	47464	6/10/2012	36.68
55000100	Trans Cap Credits	T3	47464	6/10/2012	135.17
55000100	Trans Cap Credits	T3	47464	6/10/2012	262.73
55000100	Trans Cap Credits	T3	47464	6/10/2012	124.85
55000100	Trans Cap Credits	T3	47464	6/10/2012	2.63
55000100	Trans Cap Credits	T3	47464	6/10/2012	8.78
55000100	Trans Cap Credits	T3	47464	6/10/2012	149.92
55000100	Trans Cap Credits	T3	47464	6/10/2012	38.87
55000100	Trans Cap Credits	T3	47464	6/10/2012	705.51
55000100	Trans Cap Credits	T3	47464	6/10/2012	1,322.47
55000100	Trans Cap Credits	T3	47464	6/10/2012	799.67
55000100	Trans Cap Credits	T3	47464	6/10/2012	405.76
55000100	Trans Cap Credits	T3	47464	6/10/2012	627.30
55000100	Trans Cap Credits	T3	47464	6/10/2012	138.66
55720100	Ins W/C Cap Credits	T3	47464	6/10/2012	4,673.15
55720100	Ins W/C Cap Credits	T3	47464	6/10/2012	1.65
55720100	Ins W/C Cap Credits	T3	47464	6/10/2012	9.81
55720100	Ins W/C Cap Credits	T3	47464	6/10/2012	36.19
55720100	Ins W/C Cap Credits	T3	47464	6/10/2012	70.27
55720100	Ins W/C Cap Credits	T3	47464	6/10/2012	33.41
55720100	Ins W/C Cap Credits	T3	47464	6/10/2012	0.70
55720100	Ins W/C Cap Credits	T3	47464	6/10/2012	2.35
55720100	Ins W/C Cap Credits	T3	47464	6/10/2012	40.11
55720100	Ins W/C Cap Credits	T3	47464	6/10/2012	10.39
68532000	FUTA	T3	47464	6/10/2012	11.37
68533000	FICA	T3	47464	6/10/2012	602.89
68533000	FICA	T3	47464	6/10/2012	77.56
68533000	FICA	T3	47464	6/10/2012	287.56
68533000	FICA	T3	47464	6/10/2012	586.13
68533000	FICA	T3	47464	6/10/2012	872.49
68533000	FICA	T3	47464	6/10/2012	7,110.66
68533000	FICA	T3	47464	6/10/2012	15.36
68533000	FICA	T3	47464	6/10/2012	69.94
68533000	FICA	T3	47464	6/10/2012	122.04
68533000	FICA	T3	47464	6/10/2012	276.80
68533000	FICA	T3	47464	6/10/2012	130.99
68533000	FICA	T3	47464	6/10/2012	4.72
68533000	FICA	T3	47464	6/10/2012	20.83
68533000	FICA	T3	47464	6/10/2012	163.72
68533000	FICA	T3	47464	6/10/2012	41.70
68533000	FICA	T3	47464	6/10/2012	765.27
68533000	FICA	T3	47464	6/10/2012	2,033.99
68533000	FICA	T3	47464	6/10/2012	1,639.31
68533000	FICA	T3	47464	6/10/2012	1,358.82
68533000	FICA	T3	47464	6/10/2012	716.22
68533000	FICA	T3	47464	6/10/2012	301.65
68533000	FICA	T3	47464	6/10/2012	744.22
68533000	FICA	T3	47464	6/10/2012	126.26
68533000	FICA	T3	47464	6/10/2012	64.39
68533000	FICA	T3	47464	6/10/2012	7.33
68533000	FICA	T3	47494	6/10/2012	2,616.97
68535000	SUTA	T3	47464	6/10/2012	27.73
71521000	M&J Expenses	T2	47463	6/10/2012	18.41
71521000	M&J Expenses	T2	47463	6/10/2012	130.79
71521000	M&J Expenses	T2	47463	6/10/2012	593.46
71521000	M&J Expenses	T2	47463	6/10/2012	1,075.04
71521000	M&J Expenses	T3	47464	6/10/2012	10.27
71521000	M&J Expenses	T3	47464	6/10/2012	19.72
71521000	M&J Expenses	T3	47464	6/10/2012	104.45
71521000	M&J Expenses	T3	47464	6/10/2012	163.46
71521000	M&J Expenses	T3	47464	6/10/2012	1.31
71521000	M&J Expenses	T3	47464	6/10/2012	9.52
71521000	M&J Expenses	T3	47464	6/10/2012	43.37
71521000	M&J Expenses	T3	47464	6/10/2012	78.73
40111000	Res Sales Billed	JE	31025111	6/11/2012	(143,290.08)
40111000	Res Sales Billed	JE	31025111	6/11/2012	(1.19)
40121000	Com Sales Billed	JE	31025111	6/11/2012	(39,011.92)

Kentucky American Water Company  
Case No. 2012-00520  
Response to PSC DR1, Item 31

Account	Description	Doc Type	Document Number	Posting Date	Amount
40131000	Ind Sales Billed	JE	31025111	6/11/2012	(3,574.95)
40145000	Priv Fire Billed	JE	31025111	6/11/2012	(4,160.23)
40151000	Publ Auth Billed	JE	31025111	6/11/2012	(1,761.37)
40211000	Dom WW Svc Billed	JE	31025111	6/11/2012	(103.11)
40211000	Dom WW Svc Billed	JE	31025111	6/11/2012	(2.30)
40310400	OthRev-NSF Ck Chrg	JE	31025111	6/11/2012	(48.00)
40310500	OthRev-Appl/InitFee	JE	31025111	6/11/2012	(1,976.00)
40310500	OthRev-Appl/InitFee	JE	31025111	6/11/2012	(104.00)
40310700	OthRev-Reconnct Fee	JE	31025111	6/11/2012	(832.00)
52001400	M&S Oper TD	PV	43111928	6/11/2012	641.56
52532013	Electricity WT	EE	70017335	6/11/2012	11.27
52585000	Discounts Available	PN	8034	6/11/2012	(79.00)
53150013	Contr Svc-Other WT	PV	43111932	6/11/2012	120.80
53150013	Contr Svc-Other WT	PV	43111933	6/11/2012	103.95
53150013	Contr Svc-Other WT	PV	43111934	6/11/2012	161.63
53150013	Contr Svc-Other WT	PV	43111937	6/11/2012	643.52
53150013	Contr Svc-Other WT	PV	43111938	6/11/2012	519.32
53150014	Contr Svc-Other TD	PV	43111925	6/11/2012	2,865.20
57010015	Uncoll Accts Exp CA	JE	31025111	6/11/2012	(166.32)
62002100	M&S Maint SS	PV	43111930	6/11/2012	261.39
62002400	M&S Maint TD	II	735076	6/11/2012	36.49
62002400	M&S Maint TD	II	735084	6/11/2012	8.58
62002400	M&S Maint TD	II	735084	6/11/2012	7.74
62002400	M&S Maint TD	II	735088	6/11/2012	36.48
62002400	M&S Maint TD	II	735098	6/11/2012	26.19
62002400	M&S Maint TD	II	735098	6/11/2012	8.58
62002400	M&S Maint TD	II	735098	6/11/2012	7.82
62002400	M&S Maint TD	II	735116	6/11/2012	8.04
62002400	M&S Maint TD	II	735116	6/11/2012	15.48
62002400	M&S Maint TD	II	735116	6/11/2012	10.25
62002400	M&S Maint TD	II	735116	6/11/2012	7.82
62002400	M&S Maint TD	II	735119	6/11/2012	6.90
62002400	M&S Maint TD	II	735121	6/11/2012	9.15
62002400	M&S Maint TD	II	735121	6/11/2012	12.62
62002400	M&S Maint TD	II	735121	6/11/2012	48.71
62520700	Misc Main Pvg/Bckfil	PV	43111931	6/11/2012	3,943.20
71521000	M&J Expenses	PV	43112577	6/11/2012	38.70
71521000	M&J Expenses	PV	43112577	6/11/2012	23.25
71521000	M&J Expenses	PV	43112577	6/11/2012	7.40
40111000	Res Sales Billed	JE	31028916	6/12/2012	(146,261.30)
40111000	Res Sales Billed	JE	31028916	6/12/2012	(17,309.44)
40111000	Res Sales Billed	JE	31028916	6/12/2012	(54.05)
40111000	Res Sales Billed	JE	31028916	6/12/2012	(12.88)
40121000	Com Sales Billed	JE	31028916	6/12/2012	(86,159.64)
40121000	Com Sales Billed	JE	31028916	6/12/2012	(757.42)
40121000	Com Sales Billed	JE	31028916	6/12/2012	(1,367.75)
40145000	Priv Fire Billed	JE	31028916	6/12/2012	(8,662.19)
40151000	Publ Auth Billed	JE	31028916	6/12/2012	(58,681.88)
40151000	Publ Auth Billed	JE	31028916	6/12/2012	(1,415.33)
40171000	Misc Sales Billed	JE	31028916	6/12/2012	(43.50)
40221000	Com WW Svc Billed	JE	31028916	6/12/2012	(1,111.19)
40251000	PubAuth WW Billed	JE	31028916	6/12/2012	(251.94)
40310300	OthRev-CFO	PS	43113716	6/12/2012	(200.00)
40310400	OthRev-NSF Ck Chrg	JE	31028916	6/12/2012	(48.00)
40310500	OthRev-Appl/InitFee	JE	31028916	6/12/2012	(2,860.00)
40310500	OthRev-Appl/InitFee	JE	31028916	6/12/2012	(52.00)
40310500	OthRev-Appl/InitFee	JE	31028916	6/12/2012	(130.00)
40310700	OthRev-Reconnct Fee	JE	31028916	6/12/2012	(312.00)
40310700	OthRev-Reconnct Fee	JE	31028916	6/12/2012	(52.00)
51510012	Purchased Power P	EE	70017553	6/12/2012	2,638.22
52001400	M&S Oper TD	ST	31025079	6/12/2012	38.49
52001400	M&S Oper TD	PV	43114146	6/12/2012	1,500.00
52501400	Misc Oper TD	PV	43114146	6/12/2012	1,488.46
52527000	Directors Fees	PS	43113464	6/12/2012	50.00
52527000	Directors Fees	PS	43113465	6/12/2012	50.00
52527000	Directors Fees	PS	43113466	6/12/2012	50.00
52527000	Directors Fees	PS	43113467	6/12/2012	50.00
52527000	Directors Fees	PS	43113468	6/12/2012	50.00
52562016	Off&Adm Supplies AG	PV	43114128	6/12/2012	603.68
52562016	Off&Adm Supplies AG	PV	43114129	6/12/2012	79.93
52562513	Overnight Shippng WT	PV	43114139	6/12/2012	26.04
52562516	Overnight Shippng AG	PV	43114135	6/12/2012	19.72
52562516	Overnight Shippng AG	PV	43114148	6/12/2012	12.01
52571100	Add'l Security Costs	PV	43114131	6/12/2012	715.20
52571100	Add'l Security Costs	PV	43114133	6/12/2012	2,668.64
52571100	Add'l Security Costs	PV	43114134	6/12/2012	715.20
52571100	Add'l Security Costs	PV	43114137	6/12/2012	2,661.88

Kentucky American Water Company  
Case No. 2012-00520  
Response to PSC DR1, Item 31

Account	Description	Doc Type	Document Number	Posting Date	Amount
52571100	Add'l Security Costs	PV	43114142	6/12/2012	2,668.64
52571100	Add'l Security Costs	PV	43114143	6/12/2012	715.20
52571100	Add'l Security Costs	PV	43114145	6/12/2012	715.20
52571100	Add'l Security Costs	PV	43114144	6/12/2012	2,668.64
52574015	Telephone CA	TC	31025059	6/12/2012	1,106.09
52574114	Cell Phone TD	TC	31025106	6/12/2012	720.32
52574114	Cell Phone TD	TC	31025106	6/12/2012	233.99
52574114	Cell Phone TD	TC	31025106	6/12/2012	47.40
52574116	Cell Phone AG	TC	31025106	6/12/2012	(0.03)
52574116	Cell Phone AG	TC	31025106	6/12/2012	47.41
52574116	Cell Phone AG	TC	31025106	6/12/2012	568.55
52574116	Cell Phone AG	TC	31025106	6/12/2012	142.56
52578014	Trash Removal TD	PV	43114106	6/12/2012	1,523.22
52583016	Water & WW AG	PV	43114130	6/12/2012	17.56
52583016	Water & WW AG	PV	43114140	6/12/2012	26.34
52583016	Water & WW AG	PV	43114141	6/12/2012	10.89
52585000	Discounts Available	PN	8038	6/12/2012	(41.52)
52585000	Discounts Available	PN	8038	6/12/2012	(135.98)
53150016	Contr Svc-Other AG	PV	43114108	6/12/2012	85.00
53150016	Contr Svc-Other AG	PV	43114113	6/12/2012	65.52
53150016	Contr Svc-Other AG	PV	43114115	6/12/2012	308.85
53150016	Contr Svc-Other AG	PV	43114118	6/12/2012	28.42
53150016	Contr Svc-Other AG	PV	43114119	6/12/2012	10,185.00
53151015	Contr Svc-Temp EE CA	PV	43114132	6/12/2012	780.00
57010015	Uncoll Accts Exp CA	JE	31028916	6/12/2012	(26.17)
62002400	M&S Maint TD	OV	10369752	6/12/2012	1,993.00
62002400	M&S Maint TD	OV	10369752	6/12/2012	119.58
62002400	M&S Maint TD	OV	10369752	6/12/2012	2,178.00
62002400	M&S Maint TD	OV	10369752	6/12/2012	130.68
62002400	M&S Maint TD	OV	10369752	6/12/2012	2,178.00
62002400	M&S Maint TD	OV	10369752	6/12/2012	130.68
62002400	M&S Maint TD	PV	43114272	6/12/2012	539.24
62502400	Misc Maint TD	PV	43114122	6/12/2012	17.65
62502600	Misc Maint AG	ST	31028884	6/12/2012	573.42
62520700	Misc Main Pvg/Bckfil	PV	43114124	6/12/2012	89.04
62520700	Misc Main Pvg/Bckfil	PV	43114126	6/12/2012	820.00
40111000	Res Sales Billed	JE	31042547	6/13/2012	(292,249.44)
40111000	Res Sales Billed	JE	31042547	6/13/2012	(12,690.16)
40111000	Res Sales Billed	JE	31042547	6/13/2012	(18,328.66)
40111000	Res Sales Billed	JE	31042547	6/13/2012	(33.70)
40121000	Com Sales Billed	JE	31042547	6/13/2012	(86,216.16)
40121000	Com Sales Billed	JE	31042547	6/13/2012	(46.46)
40121000	Com Sales Billed	JE	31042547	6/13/2012	(648.03)
40145000	Priv Fire Billed	JE	31042547	6/13/2012	(5,871.66)
40151000	Publ Auth Billed	JE	31042547	6/13/2012	(684.32)
40151000	Publ Auth Billed	JE	31042547	6/13/2012	(40.74)
40151000	Publ Auth Billed	JE	31042547	6/13/2012	(99.20)
40161000	Sls/Rsle Billed	JE	31042547	6/13/2012	(232.21)
40211000	Dom WW Svc Billed	JE	31042547	6/13/2012	(41.50)
40211000	Dom WW Svc Billed	JE	31042547	6/13/2012	(40.67)
40310400	OthRev-NSF Ck Chrg	JE	31042547	6/13/2012	(108.00)
40310500	OthRev-Appl/InitFee	JE	31042547	6/13/2012	(2,912.00)
40310500	OthRev-Appl/InitFee	JE	31042547	6/13/2012	(130.00)
40310500	OthRev-Appl/InitFee	JE	31042547	6/13/2012	(182.00)
40310500	OthRev-Appl/InitFee	JE	31042547	6/13/2012	(234.00)
40310700	OthRev-Reconnct Fee	JE	31042547	6/13/2012	(832.00)
40310700	OthRev-Reconnct Fee	JE	31042547	6/13/2012	(26.00)
40310700	OthRev-Reconnct Fee	JE	31042547	6/13/2012	(52.00)
51510012	Purchased Power P	EE	70017756	6/13/2012	686.86
51510013	Purchased Power WT	EE	70017758	6/13/2012	3,656.64
51510013	Purchased Power WT	EE	70017770	6/13/2012	47,800.82
51510013	Purchased Power WT	PS	43115081	6/13/2012	6,380.62
51510013	Purchased Power WT	PS	43115081	6/13/2012	870.08
51510014	Purchased Power TD	EE	70017757	6/13/2012	99.92
52001400	M&S Oper TD	PV	43114711	6/13/2012	112.64
52001400	M&S Oper TD	PV	43114718	6/13/2012	397.94
52001600	M&S Oper AG	PV	43114888	6/13/2012	96.39
52501400	Misc Oper TD	PV	43114720	6/13/2012	79.90
52501400	Misc Oper TD	PV	43114725	6/13/2012	174.72
52501400	Misc Oper TD	PV	43114728	6/13/2012	347.04
52532016	Electricity AG	EE	70017755	6/13/2012	55.29
52542015	Forms CA	PV	43115029	6/13/2012	4,005.95
52542015	Forms CA	PV	43115102	6/13/2012	705.17
52585000	Discounts Available	PK	62065849	6/13/2012	(14.54)
52585000	Discounts Available	PK	62065849	6/13/2012	(58.94)
53150016	Contr Svc-Other AG	PV	43114980	6/13/2012	1,152.00
53150016	Contr Svc-Other AG	PV	43114989	6/13/2012	1,152.00

Kentucky American Water Company  
Case No. 2012-00520  
Response to PSC DR1, Item 31

Account	Description	Doc Type	Document Number	Posting Date	Amount
55000016	Trans Oper AG	PV	43114718	6/13/2012	480.47
55010200	Trans Lease Fuel	PV	43114595	6/13/2012	532.30
55010200	Trans Lease Fuel	PV	43114595	6/13/2012	137.70
55010200	Trans Lease Fuel	PV	43114595	6/13/2012	60.56
55010200	Trans Lease Fuel	PV	43114595	6/13/2012	52.35
55010200	Trans Lease Fuel	PV	43114595	6/13/2012	317.79
55010200	Trans Lease Fuel	PV	43114595	6/13/2012	172.16
55010200	Trans Lease Fuel	PV	43114595	6/13/2012	460.07
55010200	Trans Lease Fuel	PV	43114595	6/13/2012	64.70
55010200	Trans Lease Fuel	PV	43114595	6/13/2012	403.27
55010200	Trans Lease Fuel	PV	43114595	6/13/2012	339.47
55010200	Trans Lease Fuel	PV	43114595	6/13/2012	224.23
55010200	Trans Lease Fuel	PV	43114595	6/13/2012	592.89
55010200	Trans Lease Fuel	PV	43114595	6/13/2012	566.66
55010200	Trans Lease Fuel	PV	43114595	6/13/2012	437.11
55010200	Trans Lease Fuel	PV	43114595	6/13/2012	674.66
55010200	Trans Lease Fuel	PV	43114595	6/13/2012	604.73
55010200	Trans Lease Fuel	PV	43114595	6/13/2012	683.30
55010200	Trans Lease Fuel	PV	43114595	6/13/2012	196.69
55010200	Trans Lease Fuel	PV	43114595	6/13/2012	469.97
55010200	Trans Lease Fuel	PV	43114595	6/13/2012	379.00
55010200	Trans Lease Fuel	PV	43114595	6/13/2012	465.11
55010200	Trans Lease Fuel	PV	43114595	6/13/2012	296.42
55010200	Trans Lease Fuel	PV	43114595	6/13/2012	529.80
55010200	Trans Lease Fuel	PV	43114595	6/13/2012	270.83
55010200	Trans Lease Fuel	PV	43114595	6/13/2012	61.82
55010200	Trans Lease Fuel	PV	43114595	6/13/2012	945.22
55010200	Trans Lease Fuel	PV	43114595	6/13/2012	1,171.74
55010200	Trans Lease Fuel	PV	43114595	6/13/2012	434.32
55010200	Trans Lease Fuel	PV	43114595	6/13/2012	159.40
55010200	Trans Lease Fuel	PV	43114595	6/13/2012	716.67
55010200	Trans Lease Fuel	PV	43114595	6/13/2012	276.89
55010200	Trans Lease Fuel	PV	43114595	6/13/2012	282.58
55010200	Trans Lease Fuel	PV	43114595	6/13/2012	494.59
55010200	Trans Lease Fuel	PV	43114595	6/13/2012	116.11
55010200	Trans Lease Fuel	PV	43114595	6/13/2012	595.78
55010200	Trans Lease Fuel	PV	43114595	6/13/2012	80.00
55010200	Trans Lease Fuel	PV	43114595	6/13/2012	259.85
55010200	Trans Lease Fuel	PV	43114595	6/13/2012	300.07
55010200	Trans Lease Fuel	PV	43114595	6/13/2012	219.00
55010200	Trans Lease Fuel	PV	43114595	6/13/2012	453.37
55010200	Trans Lease Fuel	PV	43114595	6/13/2012	179.32
55010200	Trans Lease Fuel	PV	43114595	6/13/2012	461.37
55010200	Trans Lease Fuel	PV	43114595	6/13/2012	50.00
55010200	Trans Lease Fuel	PV	43114595	6/13/2012	80.98
55010200	Trans Lease Fuel	PV	43114595	6/13/2012	39.00
55010200	Trans Lease Fuel	PV	43114595	6/13/2012	125.01
55010200	Trans Lease Fuel	PV	43114595	6/13/2012	43.13
55010200	Trans Lease Fuel	PV	43114595	6/13/2012	711.74
55010200	Trans Lease Fuel	PV	43114595	6/13/2012	952.24
55010200	Trans Lease Fuel	PV	43114595	6/13/2012	993.77
55010200	Trans Lease Fuel	PV	43114595	6/13/2012	229.00
55010200	Trans Lease Fuel	PV	43114595	6/13/2012	22.29
55010200	Trans Lease Fuel	PV	43114595	6/13/2012	89.24
55010200	Trans Lease Fuel	PV	43114595	6/13/2012	216.99
55010200	Trans Lease Fuel	PV	43114595	6/13/2012	388.06
55010200	Trans Lease Fuel	PV	43114595	6/13/2012	298.45
55010200	Trans Lease Fuel	PV	43114595	6/13/2012	660.54
55010200	Trans Lease Fuel	PV	43114595	6/13/2012	732.82
55010200	Trans Lease Fuel	PV	43114595	6/13/2012	234.66
55010200	Trans Lease Fuel	PV	43114595	6/13/2012	16.28
55010200	Trans Lease Fuel	PV	43114595	6/13/2012	48.45
55010200	Trans Lease Fuel	PV	43114595	6/13/2012	929.24
55010200	Trans Lease Fuel	PV	43114595	6/13/2012	403.33
55010200	Trans Lease Fuel	PV	43114595	6/13/2012	47.54
55010200	Trans Lease Fuel	PV	43114595	6/13/2012	88.64
55010200	Trans Lease Fuel	PV	43114595	6/13/2012	313.00
55010200	Trans Lease Fuel	PV	43114595	6/13/2012	377.65
55010200	Trans Lease Fuel	PV	43114595	6/13/2012	57.61
55010200	Trans Lease Fuel	PV	43114595	6/13/2012	84.51
55010200	Trans Lease Fuel	PV	43114595	6/13/2012	199.25
55010200	Trans Lease Fuel	PV	43114595	6/13/2012	69.19
55010200	Trans Lease Fuel	PV	43114595	6/13/2012	559.62
55010200	Trans Lease Fuel	PV	43114595	6/13/2012	375.04
55010200	Trans Lease Fuel	PV	43114595	6/13/2012	582.13
55010200	Trans Lease Fuel	PV	43114595	6/13/2012	421.40
55010200	Trans Lease Fuel	PV	43114595	6/13/2012	749.40

Kentucky American Water Company  
Case No. 2012-00520  
Response to PSC DR1, Item 31

Account	Description	Doc Type	Document Number	Posting Date	Amount
55010200	Trans Lease Fuel	PV	43114595	6/13/2012	287.72
55010200	Trans Lease Fuel	PV	43114595	6/13/2012	736.67
55010200	Trans Lease Fuel	PV	43114595	6/13/2012	24.12
55010200	Trans Lease Fuel	PV	43114595	6/13/2012	609.01
55010200	Trans Lease Fuel	PV	43114595	6/13/2012	772.01
55010200	Trans Lease Fuel	PV	43114595	6/13/2012	1,000.28
55010200	Trans Lease Fuel	PV	43114595	6/13/2012	981.48
55010200	Trans Lease Fuel	PV	43114595	6/13/2012	316.45
55010200	Trans Lease Fuel	PV	43114595	6/13/2012	203.55
55010200	Trans Lease Fuel	PV	43114595	6/13/2012	83.80
55010200	Trans Lease Fuel	PV	43114595	6/13/2012	490.64
55010200	Trans Lease Fuel	PV	43114595	6/13/2012	350.94
55010200	Trans Lease Fuel	PV	43114595	6/13/2012	573.59
55010200	Trans Lease Fuel	PV	43114595	6/13/2012	645.02
55010200	Trans Lease Fuel	PV	43114595	6/13/2012	165.05
55010200	Trans Lease Fuel	PV	43114595	6/13/2012	258.82
55010200	Trans Lease Fuel	PV	43114595	6/13/2012	326.86
55010200	Trans Lease Fuel	PV	43114595	6/13/2012	175.31
55010200	Trans Lease Fuel	PV	43114595	6/13/2012	505.09
55010200	Trans Lease Fuel	PV	43114595	6/13/2012	264.52
55010300	Trans Lease Maint	PV	43114591	6/13/2012	32.69
55010300	Trans Lease Maint	PV	43114591	6/13/2012	9.05
55010300	Trans Lease Maint	PV	43114591	6/13/2012	19.45
55010300	Trans Lease Maint	PV	43114591	6/13/2012	7.25
55010300	Trans Lease Maint	PV	43114591	6/13/2012	67.91
55010300	Trans Lease Maint	PV	43114591	6/13/2012	64.85
55010300	Trans Lease Maint	PV	43114591	6/13/2012	5.00
55010300	Trans Lease Maint	PV	43114591	6/13/2012	5.00
55010300	Trans Lease Maint	PV	43114591	6/13/2012	3.00
55010300	Trans Lease Maint	PV	43114591	6/13/2012	20.25
55010300	Trans Lease Maint	PV	43114591	6/13/2012	(1.00)
55010300	Trans Lease Maint	PV	43114591	6/13/2012	529.74
55010300	Trans Lease Maint	PV	43114591	6/13/2012	1.00
55010300	Trans Lease Maint	PV	43114591	6/13/2012	1.00
55010300	Trans Lease Maint	PV	43114591	6/13/2012	1.00
55010300	Trans Lease Maint	PV	43114591	6/13/2012	1.00
55010300	Trans Lease Maint	PV	43114591	6/13/2012	1.00
55010300	Trans Lease Maint	PV	43114591	6/13/2012	87.45
55010300	Trans Lease Maint	PV	43114591	6/13/2012	1.00
55010300	Trans Lease Maint	PV	43114591	6/13/2012	5.00
55010300	Trans Lease Maint	PV	43114591	6/13/2012	5.00
55010300	Trans Lease Maint	PV	43114591	6/13/2012	1.00
55010300	Trans Lease Maint	PV	43114591	6/13/2012	1.00
55010300	Trans Lease Maint	PV	43114591	6/13/2012	104.88
55010300	Trans Lease Maint	PV	43114591	6/13/2012	87.62
55010300	Trans Lease Maint	PV	43114591	6/13/2012	1.00
55010300	Trans Lease Maint	PV	43114591	6/13/2012	57.30
55010300	Trans Lease Maint	PV	43114591	6/13/2012	1.00
55010300	Trans Lease Maint	PV	43114591	6/13/2012	1.00
55010300	Trans Lease Maint	PV	43114591	6/13/2012	1.00
55010300	Trans Lease Maint	PV	43114591	6/13/2012	1.00
55010300	Trans Lease Maint	PV	43114591	6/13/2012	1.00
55010300	Trans Lease Maint	PV	43114591	6/13/2012	1.00
55010300	Trans Lease Maint	PV	43114591	6/13/2012	1.00
55010300	Trans Lease Maint	PV	43114591	6/13/2012	1.00
55010300	Trans Lease Maint	PV	43114591	6/13/2012	1.00
55010300	Trans Lease Maint	PV	43114591	6/13/2012	90.93
55010300	Trans Lease Maint	PV	43114591	6/13/2012	15.42
55010300	Trans Lease Maint	PV	43114591	6/13/2012	16.59
55010300	Trans Lease Maint	PV	43114591	6/13/2012	17.33
55010300	Trans Lease Maint	PV	43114591	6/13/2012	57.59
55010300	Trans Lease Maint	PV	43114591	6/13/2012	17.25
55010300	Trans Lease Maint	PV	43114591	6/13/2012	17.24
55010300	Trans Lease Maint	PV	43114591	6/13/2012	17.25
55010300	Trans Lease Maint	PV	43114591	6/13/2012	84.10
55010300	Trans Lease Maint	PV	43114591	6/13/2012	15.91
55010300	Trans Lease Maint	PV	43114591	6/13/2012	15.94
55010300	Trans Lease Maint	PV	43114591	6/13/2012	32.01
55010300	Trans Lease Maint	PV	43114591	6/13/2012	62.64

Kentucky American Water Company  
Case No. 2012-00520  
Response to PSC DR1, Item 31

Account	Description	Doc Type	Document Number	Posting Date	Amount
55010300	Trans Lease Maint	PV	43114591	6/13/2012	112.84
55010300	Trans Lease Maint	PV	43114591	6/13/2012	15.94
55010300	Trans Lease Maint	PV	43114591	6/13/2012	16.52
55010300	Trans Lease Maint	PV	43114591	6/13/2012	19.04
55010300	Trans Lease Maint	PV	43114591	6/13/2012	18.28
55010300	Trans Lease Maint	PV	43114591	6/13/2012	113.66
55010300	Trans Lease Maint	PV	43114591	6/13/2012	104.30
55010300	Trans Lease Maint	PV	43114591	6/13/2012	22.37
55010300	Trans Lease Maint	PV	43114591	6/13/2012	117.35
55010300	Trans Lease Maint	PV	43114591	6/13/2012	14.56
55010300	Trans Lease Maint	PV	43114591	6/13/2012	14.56
55010300	Trans Lease Maint	PV	43114591	6/13/2012	72.22
55010300	Trans Lease Maint	PV	43114591	6/13/2012	30.13
55010300	Trans Lease Maint	PV	43114591	6/13/2012	1.00
55010300	Trans Lease Maint	PV	43114591	6/13/2012	18.44
55010300	Trans Lease Maint	PV	43114591	6/13/2012	18.38
55010300	Trans Lease Maint	PV	43114591	6/13/2012	111.19
55010300	Trans Lease Maint	PV	43114591	6/13/2012	1.00
55010300	Trans Lease Maint	PV	43114591	6/13/2012	1.00
55010300	Trans Lease Maint	PV	43114591	6/13/2012	1.00
55010300	Trans Lease Maint	PV	43114591	6/13/2012	37.55
55010300	Trans Lease Maint	PV	43114591	6/13/2012	92.05
55010300	Trans Lease Maint	PV	43114591	6/13/2012	212.60
55010300	Trans Lease Maint	PV	43114591	6/13/2012	16.05
55010300	Trans Lease Maint	PV	43114591	6/13/2012	5,724.84
55010300	Trans Lease Maint	PV	43114591	6/13/2012	1.00
55010300	Trans Lease Maint	PV	43114591	6/13/2012	1.00
55010300	Trans Lease Maint	PV	43114591	6/13/2012	1.00
55010300	Trans Lease Maint	PV	43114591	6/13/2012	396.51
55010300	Trans Lease Maint	PV	43114591	6/13/2012	18.91
55010300	Trans Lease Maint	PV	43114591	6/13/2012	1.00
55010300	Trans Lease Maint	PV	43114591	6/13/2012	9.25
55010300	Trans Lease Maint	PV	43114591	6/13/2012	9.25
55010300	Trans Lease Maint	PV	43114591	6/13/2012	9.25
55010300	Trans Lease Maint	PV	43114591	6/13/2012	1,554.68
55010300	Trans Lease Maint	PV	43114591	6/13/2012	1.00
55010300	Trans Lease Maint	PV	43114591	6/13/2012	2,406.56
55010300	Trans Lease Maint	PV	43114591	6/13/2012	5.00
55010300	Trans Lease Maint	PV	43114591	6/13/2012	5.00
55010300	Trans Lease Maint	PV	43114591	6/13/2012	30.83
55010300	Trans Lease Maint	PV	43114591	6/13/2012	5.00
55010300	Trans Lease Maint	PV	43114591	6/13/2012	(1.00)
55010300	Trans Lease Maint	PV	43114591	6/13/2012	(1.00)
55010300	Trans Lease Maint	PV	43114591	6/13/2012	5.00
55010300	Trans Lease Maint	PV	43114591	6/13/2012	5.00
55010300	Trans Lease Maint	PV	43114591	6/13/2012	394.59
55010300	Trans Lease Maint	PV	43114591	6/13/2012	1.00
55010300	Trans Lease Maint	PV	43114591	6/13/2012	1.00
55010300	Trans Lease Maint	PV	43114591	6/13/2012	(1.00)
55010300	Trans Lease Maint	PV	43114591	6/13/2012	9.25
55010300	Trans Lease Maint	PV	43114591	6/13/2012	2,174.90
55010300	Trans Lease Maint	PV	43114591	6/13/2012	5.00
55010300	Trans Lease Maint	PV	43114591	6/13/2012	49.61
55010300	Trans Lease Maint	PV	43114591	6/13/2012	175.68
55010300	Trans Lease Maint	PV	43114591	6/13/2012	5.00
55010300	Trans Lease Maint	PV	43114591	6/13/2012	5.00
55010300	Trans Lease Maint	PV	43114591	6/13/2012	5.00
55010300	Trans Lease Maint	PV	43114591	6/13/2012	5.00
55010300	Trans Lease Maint	PV	43114591	6/13/2012	5.00
55010300	Trans Lease Maint	PV	43114591	6/13/2012	9.25
55010300	Trans Lease Maint	PV	43114591	6/13/2012	2,745.52
55010300	Trans Lease Maint	PV	43114591	6/13/2012	2,053.47
55010300	Trans Lease Maint	PV	43114591	6/13/2012	5.00
55010300	Trans Lease Maint	PV	43114591	6/13/2012	5.00
55010300	Trans Lease Maint	PV	43114591	6/13/2012	5.00
55010300	Trans Lease Maint	PV	43114591	6/13/2012	50.42
55010300	Trans Lease Maint	PV	43114591	6/13/2012	5.00
55010300	Trans Lease Maint	PV	43114591	6/13/2012	(108.00)
55010300	Trans Lease Maint	PV	43114591	6/13/2012	99.43
55010300	Trans Lease Maint	PV	43114591	6/13/2012	293.75
55010300	Trans Lease Maint	PV	43114591	6/13/2012	1,561.78
55010300	Trans Lease Maint	PV	43114591	6/13/2012	293.75
55010300	Trans Lease Maint	PV	43114591	6/13/2012	5.00
55010300	Trans Lease Maint	PV	43114591	6/13/2012	5.00
55010300	Trans Lease Maint	PV	43114591	6/13/2012	5.00
55010300	Trans Lease Maint	PV	43114591	6/13/2012	72.92

Kentucky American Water Company  
Case No. 2012-00520  
Response to PSC DR1, Item 31

Account	Description	Doc Type	Document Number	Posting Date	Amount
55010300	Trans Lease Maint	PV	43114591	6/13/2012	(481.00)
55010300	Trans Lease Maint	PV	43114591	6/13/2012	69.60
55010300	Trans Lease Maint	PV	43114591	6/13/2012	5.00
55010300	Trans Lease Maint	PV	43114591	6/13/2012	5.00
55010300	Trans Lease Maint	PV	43114591	6/13/2012	1.00
55010300	Trans Lease Maint	PV	43114591	6/13/2012	5.00
55010300	Trans Lease Maint	PV	43114591	6/13/2012	5.00
55010300	Trans Lease Maint	PV	43114591	6/13/2012	5.00
55010300	Trans Lease Maint	PV	43114591	6/13/2012	5.00
57010015	Uncoll Accts Exp CA	JE	31042547	6/13/2012	(109.76)
62002400	M&S Maint TD	PV	43114723	6/13/2012	1,696.00
62002400	M&S Maint TD	PV	43114836	6/13/2012	2,829.14
62002400	M&S Maint TD	PV	43114855	6/13/2012	721.73
62002400	M&S Maint TD	PV	43114866	6/13/2012	1,865.60
62002400	M&S Maint TD	PV	43114869	6/13/2012	1,249.14
68520100	Tax Discounts	PS	43115081	6/13/2012	(1,171.41)
68520100	Tax Discounts	PS	43115081	6/13/2012	0.03
75840000	Lobbying Expenses	PV	43114880	6/13/2012	5,194.16
40111000	Res Sales Billed	JE	31042600	6/14/2012	(134,912.28)
40111000	Res Sales Billed	JE	31042600	6/14/2012	(83.76)
40111000	Res Sales Billed	JE	31042600	6/14/2012	(280.67)
40121000	Com Sales Billed	JE	31042600	6/14/2012	(61,831.16)
40131000	Ind Sales Billed	JE	31042600	6/14/2012	(67.32)
40145000	Priv Fire Billed	JE	31042600	6/14/2012	(4,542.86)
40151000	Publ Auth Billed	JE	31042600	6/14/2012	(9,418.59)
40310400	OthRev-NSF Ck Chrg	JE	31042600	6/14/2012	(108.00)
40310500	OthRev-Appl/InitFee	JE	31042600	6/14/2012	(1,612.00)
40310500	OthRev-Appl/InitFee	JE	31042600	6/14/2012	(26.00)
40310500	OthRev-Appl/InitFee	JE	31042600	6/14/2012	(52.00)
40310700	OthRev-Reconnct Fee	JE	31042600	6/14/2012	(1,170.00)
51510012	Purchased Power P	EE	70018043	6/14/2012	47.33
51510012	Purchased Power P	EE	70018106	6/14/2012	28.43
51510013	Purchased Power WT	EE	70018107	6/14/2012	7,777.23
51510014	Purchased Power TD	EE	70018046	6/14/2012	56.65
52532013	Electricity WT	EE	70018045	6/14/2012	22.25
52532014	Electricity TD	EE	70018041	6/14/2012	152.11
52532014	Electricity TD	EE	70018042	6/14/2012	50.86
52532014	Electricity TD	EE	70018044	6/14/2012	21.84
52532014	Electricity TD	EE	70018047	6/14/2012	20.17
52532014	Electricity TD	EE	70018048	6/14/2012	45.17
52542015	Forms CA	PV	43116109	6/14/2012	11,539.22
52562016	Off&Adm Supplies AG	ST	31042511	6/14/2012	36.22
52562016	Off&Adm Supplies AG	ST	31042511	6/14/2012	4.80
52574016	Telephone AG	TC	31042468	6/14/2012	20.66
52585000	Discounts Available	PN	8043	6/14/2012	(3.76)
52585000	Discounts Available	PK	62065866	6/14/2012	(42.26)
53150016	Contr Svc-Other AG	TC	31042424	6/14/2012	214.13
53150016	Contr Svc-Other AG	ST	31042511	6/14/2012	5.10
53150016	Contr Svc-Other AG	PV	43115184	6/14/2012	3,840.00
57010015	Uncoll Accts Exp CA	JE	31042600	6/14/2012	25.17
62502400	Misc Maint TD	ST	31042511	6/14/2012	1.06
40111000	Res Sales Billed	JE	31048468	6/15/2012	(148,055.27)
40111000	Res Sales Billed	JE	31048468	6/15/2012	(10.98)
40111000	Res Sales Billed	JE	31048468	6/15/2012	(249.50)
40121000	Com Sales Billed	JE	31048468	6/15/2012	(62,199.49)
40145000	Priv Fire Billed	JE	31048468	6/15/2012	(6,529.66)
40151000	Publ Auth Billed	JE	31048468	6/15/2012	(10,759.34)
40211000	Dom WW Svc Billed	JE	31048468	6/15/2012	(26.90)
40310400	OthRev-NSF Ck Chrg	JE	31048468	6/15/2012	(132.00)
40310400	OthRev-NSF Ck Chrg	JE	31048468	6/15/2012	(12.00)
40310500	OthRev-Appl/InitFee	JE	31048468	6/15/2012	(3,874.00)
40310500	OthRev-Appl/InitFee	JE	31048468	6/15/2012	26.00
40310700	OthRev-Reconnct Fee	JE	31048468	6/15/2012	(1,118.00)
50510100	PBOP Cap Credits	T1	47462	6/15/2012	(24,801.08)
50550000	Group Insur Expense	T1	47462	6/15/2012	(13,328.51)
50550100	Group Ins Cap Credits	T1	47462	6/15/2012	(57,425.33)
50610100	Pension Cap Credits	T1	47462	6/15/2012	(38,544.38)
52501300	Misc Oper WT	PV	43116660	6/15/2012	320.00
52501600	Misc Oper AG	PV	43116644	6/15/2012	56.80
52554500	Lab Supplies	PV	43116702	6/15/2012	741.43
52554500	Lab Supplies	PV	43116702	6/15/2012	741.43
52562513	Overnight Shippng WT	PV	43116671	6/15/2012	59.95
52562513	Overnight Shippng WT	PV	43116672	6/15/2012	147.72
52562513	Overnight Shippng WT	PV	43116673	6/15/2012	26.22
52578011	Trash Removal SS	PV	43116647	6/15/2012	33.42
52578011	Trash Removal SS	PV	43116675	6/15/2012	406.36
52578016	Trash Removal AG	PV	43116704	6/15/2012	63.55



Kentucky American Water Company  
Case No. 2012-00520  
Response to PSC DR1, Item 31

Account	Description	Doc Type	Document Number	Posting Date	Amount
52585000	Discounts Available	PX	7475	6/15/2012	(31.44)
52585000	Discounts Available	PK	62065884	6/15/2012	(62.91)
52585000	Discounts Available	PK	62065886	6/15/2012	(14.09)
52585000	Discounts Available	PK	62065886	6/15/2012	(14.54)
55000100	Trans Cap Credits	T1	47462	6/15/2012	(1,197.47)
55000100	Trans Cap Credits	T1	47462	6/15/2012	(1,378.15)
55000100	Trans Cap Credits	T1	47462	6/15/2012	(151.14)
55000100	Trans Cap Credits	T1	47462	6/15/2012	(347.06)
55000100	Trans Cap Credits	T1	47462	6/15/2012	(558.88)
55000100	Trans Cap Credits	T1	47462	6/15/2012	(4,489.67)
55000100	Trans Cap Credits	T1	47462	6/15/2012	(9,696.51)
55000100	Trans Cap Credits	T1	47462	6/15/2012	(705.51)
55000100	Trans Cap Credits	T1	47462	6/15/2012	(1,322.47)
55000100	Trans Cap Credits	T1	47462	6/15/2012	(799.67)
55000100	Trans Cap Credits	T1	47462	6/15/2012	(428.60)
55000100	Trans Cap Credits	T1	47462	6/15/2012	(706.66)
55000100	Trans Cap Credits	T1	47462	6/15/2012	(138.66)
55010400	Trans Emp Reimb Co	T1	47462	6/15/2012	(70.64)
55720100	Ins W/C Cap Credits	T1	47462	6/15/2012	(5,866.09)
57010015	Uncoll Accts Exp CA	JE	31048468	6/15/2012	(409.51)
62002100	M&S Maint SS	PV	43116662	6/15/2012	210.00
62002100	M&S Maint SS	PV	43116662	6/15/2012	210.00
62002300	M&S Maint WT	PV	43116654	6/15/2012	1,045.54
62002300	M&S Maint WT	PV	43116657	6/15/2012	261.39
62002300	M&S Maint WT	PV	43116662	6/15/2012	210.00
62002300	M&S Maint WT	PV	43116662	6/15/2012	1,260.00
62002300	M&S Maint WT	PV	43116662	6/15/2012	630.00
62002300	M&S Maint WT	PV	43116662	6/15/2012	1,470.00
40111000	Res Sales Billed	JE	31048611	6/18/2012	(149,332.14)
40111000	Res Sales Billed	JE	31048611	6/18/2012	(16.25)
40111000	Res Sales Billed	JE	31048611	6/18/2012	(10.68)
40121000	Com Sales Billed	JE	31048611	6/18/2012	(68,304.12)
40131000	Ind Sales Billed	JE	31048611	6/18/2012	(239.66)
40145000	Priv Fire Billed	JE	31048611	6/18/2012	(3,025.75)
40151000	Publ Auth Billed	JE	31048611	6/18/2012	(7,399.21)
40310300	OthRev-CFO	RI	10180717	6/18/2012	(186.44)
40310300	OthRev-CFO	RI	10180718	6/18/2012	(136,573.84)
40310400	OthRev-NSF Ck Chrg	JE	31048611	6/18/2012	(108.00)
40310500	OthRev-Appl/InitFee	JE	31048611	6/18/2012	(1,586.00)
40310500	OthRev-Appl/InitFee	JE	31048611	6/18/2012	(104.00)
40310700	OthRev-Reconnct Fee	JE	31048611	6/18/2012	(1,300.00)
50101400	Labor Oper TD	T2	47558	6/18/2012	0.00
51510013	Purchased Power WT	PS	43117877	6/18/2012	3,190.31
51510013	Purchased Power WT	PS	43117877	6/18/2012	435.04
52501600	Misc Oper AG	PS	43117874	6/18/2012	47.00
52501600	Misc Oper AG	PS	43117877	6/18/2012	(0.01)
55010300	Trans Lease Maint	JE	31048478	6/18/2012	(1.00)
57010015	Uncoll Accts Exp CA	JE	31048611	6/18/2012	(197.25)
57010015	Uncoll Accts Exp CA	JE	31048611	6/18/2012	(73.97)
40111000	Res Sales Billed	JE	31048677	6/19/2012	(100,356.50)
40111000	Res Sales Billed	JE	31048677	6/19/2012	(7,580.59)
40121000	Com Sales Billed	JE	31048677	6/19/2012	(56,109.21)
40121000	Com Sales Billed	JE	31048677	6/19/2012	(395.34)
40145000	Priv Fire Billed	JE	31048677	6/19/2012	(3,227.81)
40151000	Publ Auth Billed	JE	31048677	6/19/2012	(34,423.50)
40310400	OthRev-NSF Ck Chrg	JE	31048677	6/19/2012	(96.00)
40310500	OthRev-Appl/InitFee	JE	31048677	6/19/2012	(1,170.00)
40310500	OthRev-Appl/InitFee	JE	31048677	6/19/2012	(52.00)
40310500	OthRev-Appl/InitFee	JE	31048677	6/19/2012	(78.00)
40310700	OthRev-Reconnct Fee	JE	31048677	6/19/2012	(468.00)
40310700	OthRev-Reconnct Fee	JE	31048677	6/19/2012	(26.00)
50452000	Emp Physical Exams	PV	43119275	6/19/2012	95.00
50457000	Training	PV	43119282	6/19/2012	2,160.00
51510012	Purchased Power P	EE	70018738	6/19/2012	41.72
51510012	Purchased Power P	EE	70018743	6/19/2012	333.33
51510012	Purchased Power P	EE	70018832	6/19/2012	21.05
51510013	Purchased Power WT	EE	70018749	6/19/2012	2,741.58
51510013	Purchased Power WT	EE	70018755	6/19/2012	52.29
51510014	Purchased Power TD	EE	70018739	6/19/2012	114.95
51510014	Purchased Power TD	EE	70018740	6/19/2012	50.49
51510014	Purchased Power TD	EE	70018745	6/19/2012	52.33
51510014	Purchased Power TD	EE	70018756	6/19/2012	110.95
52001400	M&S Oper TD	PV	43119205	6/19/2012	311.54
52001400	M&S Oper TD	PD	43119212	6/19/2012	(122.78)
52501400	Misc Oper TD	TC	31048540	6/19/2012	97.69
52532014	Electricity TD	EE	70018741	6/19/2012	28.98
52532014	Electricity TD	EE	70018744	6/19/2012	19.59

Kentucky American Water Company  
Case No. 2012-00520  
Response to PSC DR1, Item 31

Account	Description	Doc Type	Document Number	Posting Date	Amount
52532014	Electricity TD	EE	70018746	6/19/2012	424.19
52532014	Electricity TD	EE	70018747	6/19/2012	35.89
52532014	Electricity TD	EE	70018748	6/19/2012	50.89
52532014	Electricity TD	EE	70018750	6/19/2012	44.84
52532014	Electricity TD	EE	70018751	6/19/2012	31.02
52532014	Electricity TD	EE	70018752	6/19/2012	50.33
52532014	Electricity TD	EE	70018753	6/19/2012	20.17
52532014	Electricity TD	EE	70018754	6/19/2012	20.72
52532014	Electricity TD	EE	70018831	6/19/2012	25.54
52532016	Electricity AG	EE	70018742	6/19/2012	177.91
52548014	Heating Oil/Gas TD	EE	70018626	6/19/2012	14.31
52550016	Janitorial AG	PV	43119290	6/19/2012	900.00
52574013	Telephone WT	TC	31048520	6/19/2012	2,046.65
52574015	Telephone CA	TC	31048520	6/19/2012	773.38
52574016	Telephone AG	TC	31048520	6/19/2012	797.55
52574016	Telephone AG	TC	31048540	6/19/2012	118.39
52574016	Telephone AG	TC	31048540	6/19/2012	46.48
52574016	Telephone AG	TC	31048540	6/19/2012	330.12
52574016	Telephone AG	TC	31048540	6/19/2012	61.60
52574113	Cell Phone WT	TC	31048606	6/19/2012	65.51
52574114	Cell Phone TD	TC	31048607	6/19/2012	180.12
52574116	Cell Phone AG	TC	31048518	6/19/2012	13.68
52574116	Cell Phone AG	TC	31048606	6/19/2012	807.75
52574116	Cell Phone AG	TC	31048606	6/19/2012	2,183.89
52574116	Cell Phone AG	TC	31048606	6/19/2012	65.78
52574116	Cell Phone AG	TC	31048606	6/19/2012	413.44
52574116	Cell Phone AG	TC	31048606	6/19/2012	38.28
52574116	Cell Phone AG	TC	31048606	6/19/2012	77.69
52574116	Cell Phone AG	TC	31048606	6/19/2012	95.06
52574116	Cell Phone AG	TC	31048606	6/19/2012	67.60
52574116	Cell Phone AG	TC	31048606	6/19/2012	845.28
52574116	Cell Phone AG	TC	31048606	6/19/2012	166.12
52574116	Cell Phone AG	TC	31048606	6/19/2012	331.35
52574116	Cell Phone AG	TC	31048606	6/19/2012	298.56
52574116	Cell Phone AG	TC	31048606	6/19/2012	71.03
52574116	Cell Phone AG	TC	31048607	6/19/2012	92.43
52574116	Cell Phone AG	TC	31048607	6/19/2012	45.02
52574116	Cell Phone AG	TC	31048607	6/19/2012	329.50
52578016	Trash Removal AG	PV	43118498	6/19/2012	95.70
53150013	Contr Svc-Other WT	PV	43118494	6/19/2012	50.00
53150013	Contr Svc-Other WT	PV	43118495	6/19/2012	336.00
53150013	Contr Svc-Other WT	PV	43118497	6/19/2012	50.00
53150014	Contr Svc-Other TD	PV	43118496	6/19/2012	105.00
57010015	Uncoll Accts Exp CA	JE	31048677	6/19/2012	(50.52)
57010015	Uncoll Accts Exp CA	JE	31048677	6/19/2012	(55.16)
62002400	M&S Maint TD	PV	43118496	6/19/2012	880.87
40111000	Res Sales Billed	JE	31048955	6/20/2012	(105,586.29)
40111000	Res Sales Billed	JE	31048955	6/20/2012	(17,401.99)
40111000	Res Sales Billed	JE	31048955	6/20/2012	(4.45)
40121000	Com Sales Billed	JE	31048955	6/20/2012	(135,340.70)
40121000	Com Sales Billed	JE	31048955	6/20/2012	(50.39)
40131000	Ind Sales Billed	JE	31048955	6/20/2012	(255.22)
40145000	Priv Fire Billed	JE	31048955	6/20/2012	(13,502.32)
40151000	Publ Auth Billed	JE	31048955	6/20/2012	(6,687.20)
40211000	Dom WW Svc Billed	JE	31048955	6/20/2012	(8.64)
40310400	OthRev-NSF Ck Chrg	JE	31048955	6/20/2012	(96.00)
40310500	OthRev-Appl/InitFee	JE	31048955	6/20/2012	(2,626.00)
40310500	OthRev-Appl/InitFee	JE	31048955	6/20/2012	(286.00)
40310700	OthRev-Reconnct Fee	JE	31048955	6/20/2012	(416.00)
51510014	Purchased Power TD	EE	70019087	6/20/2012	20.60
51800000	Chemicals	IJ	31048700	6/20/2012	4.32
51800000	Chemicals	IJ	31048700	6/20/2012	4.31
51800000	Chemicals	IJ	31048700	6/20/2012	0.28
52501600	Misc Oper AG	IJ	31048712	6/20/2012	0.02
52501600	Misc Oper AG	IJ	31048712	6/20/2012	(0.04)
52501600	Misc Oper AG	PV	43119932	6/20/2012	(5.27)
52501600	Misc Oper AG	PV	43119932	6/20/2012	(0.32)
52501600	Misc Oper AG	OV	10370746	6/20/2012	19.57
52501600	Misc Oper AG	PV	43119987	6/20/2012	(0.22)
52501600	Misc Oper AG	PV	43119987	6/20/2012	(0.01)
52532014	Electricity TD	EE	70019133	6/20/2012	30.99
52585000	Discounts Available	PK	62065907	6/20/2012	(24.67)
52585000	Discounts Available	PK	62065907	6/20/2012	(14.23)
52585000	Discounts Available	PK	62065907	6/20/2012	(2.68)
53150013	Contr Svc-Other WT	PV	43120015	6/20/2012	192.40
53150016	Contr Svc-Other AG	PV	43120265	6/20/2012	2,304.00
57010015	Uncoll Accts Exp CA	JE	31048955	6/20/2012	81.30

Kentucky American Water Company  
Case No. 2012-00520  
Response to PSC DR1, Item 31

Account	Description	Doc Type	Document Number	Posting Date	Amount
62002100	M&S Maint SS	PV	43120059	6/20/2012	565.84
62002100	M&S Maint SS	PV	43120065	6/20/2012	193.40
62002300	M&S Maint WT	PV	43120017	6/20/2012	76.40
62002300	M&S Maint WT	PV	43120017	6/20/2012	76.41
62002400	M&S Maint TD	II	736795	6/20/2012	7.86
62002400	M&S Maint TD	II	736795	6/20/2012	6.17
62002400	M&S Maint TD	II	736800	6/20/2012	5.78
62502400	Misc Maint TD	PV	43120014	6/20/2012	347.99
62502600	Misc Maint AG	SU	31048744	6/20/2012	(573.42)
62520700	Misc Main Pvg/Bckfil	PV	43119990	6/20/2012	922.50
62520700	Misc Main Pvg/Bckfil	PV	43120004	6/20/2012	1,480.00
40111000	Res Sales Billed	JE	31049003	6/21/2012	(268,392.99)
40111000	Res Sales Billed	JE	31049003	6/21/2012	(942.10)
40111000	Res Sales Billed	JE	31049003	6/21/2012	32.78
40111000	Res Sales Billed	JE	31049003	6/21/2012	(12,142.98)
40121000	Com Sales Billed	JE	31049003	6/21/2012	(88,730.71)
40121000	Com Sales Billed	JE	31049003	6/21/2012	(1,443.01)
40131000	Ind Sales Billed	JE	31049003	6/21/2012	(133.38)
40131000	Ind Sales Billed	JE	31049003	6/21/2012	(179.28)
40145000	Priv Fire Billed	JE	31049003	6/21/2012	(3,678.27)
40151000	Publ Auth Billed	JE	31049003	6/21/2012	(1,584.92)
40161000	Sls/Rsle Billed	JE	31049003	6/21/2012	(82.38)
40211000	Dom WW Svc Billed	JE	31049003	6/21/2012	(1,646.17)
40221000	Com WW Svc Billed	JE	31049003	6/21/2012	(420.16)
40231000	Ind WW Svc Billed	JE	31049003	6/21/2012	(47.98)
40310400	OthRev-NSF Ck Chrg	JE	31049003	6/21/2012	(108.00)
40310500	OthRev-Appl/InitFee	JE	31049003	6/21/2012	(1,248.00)
40310500	OthRev-Appl/InitFee	JE	31049003	6/21/2012	(1,092.00)
40310700	OthRev-Reconnct Fee	JE	31049003	6/21/2012	(260.00)
40310700	OthRev-Reconnct Fee	JE	31049003	6/21/2012	0.00
50450016	Other Welfare AG	JE	31048981	6/21/2012	(1,133.33)
50450016	Other Welfare AG	JE	31048981	6/21/2012	(1,050.00)
50550000	Group Insur Expense	JE	31048971	6/21/2012	(1,626.90)
50550000	Group Insur Expense	JE	31048971	6/21/2012	(1,532.00)
52510015	Bank Svc Charges-CA	PV	43120492	6/21/2012	7,527.49
52514600	Charitb Don-Commnty	PS	43120397	6/21/2012	500.00
52574015	Telephone CA	TC	31048769	6/21/2012	2,439.70
52574016	Telephone AG	TC	31048769	6/21/2012	47.09
52574016	Telephone AG	TC	31048818	6/21/2012	159.06
52574016	Telephone AG	TC	31048819	6/21/2012	247.52
52574016	Telephone AG	TC	31048820	6/21/2012	2,000.12
52578016	Trash Removal AG	ST	31048928	6/21/2012	5.74
52585000	Discounts Available	PX	7543	6/21/2012	(165.28)
53150015	Contr Svc-Other CA	TC	31048776	6/21/2012	744.13
57010015	Uncoll Accts Exp CA	JE	31049003	6/21/2012	(189.83)
57010016	Uncoll Accts Exp AG	RI	10180886	6/21/2012	(28.50)
62002400	M&S Maint TD	OV	10370887	6/21/2012	366.72
62002400	M&S Maint TD	OV	10370887	6/21/2012	22.00
62002400	M&S Maint TD	OV	10370887	6/21/2012	381.62
62002400	M&S Maint TD	OV	10370887	6/21/2012	22.90
40111000	Res Sales Billed	JE	31049077	6/22/2012	(419,488.85)
40121000	Com Sales Billed	JE	31049077	6/22/2012	(262,355.70)
40145000	Priv Fire Billed	JE	31049077	6/22/2012	(13,379.03)
40151000	Publ Auth Billed	JE	31049077	6/22/2012	(7,398.00)
40310400	OthRev-NSF Ck Chrg	JE	31049077	6/22/2012	(72.00)
40310400	OthRev-NSF Ck Chrg	JE	31049077	6/22/2012	(12.00)
40310500	OthRev-Appl/InitFee	JE	31049077	6/22/2012	(7,462.00)
40310500	OthRev-Appl/InitFee	JE	31049077	6/22/2012	(130.00)
40310700	OthRev-Reconnct Fee	JE	31049077	6/22/2012	(1,846.00)
51510012	Purchased Power P	EE	70019586	6/22/2012	695.26
52532014	Electricity TD	EE	70019585	6/22/2012	19.03
57010015	Uncoll Accts Exp CA	JE	31049077	6/22/2012	(115.76)
71511000	M&J Revenues	RI	10180882	6/23/2012	(436.73)
71521000	M&J Expenses	II	737453	6/23/2012	844.63
71521000	M&J Expenses	II	737453	6/23/2012	200.90
62002400	M&S Maint TD	IR	737483	6/24/2012	(844.63)
62002400	M&S Maint TD	IR	737483	6/24/2012	(200.90)
62002400	M&S Maint TD	IR	737484	6/24/2012	(52.52)
62002400	M&S Maint TD	IR	737485	6/24/2012	(844.63)
62002400	M&S Maint TD	IR	737485	6/24/2012	(83.96)
62002400	M&S Maint TD	IR	737486	6/24/2012	(105.10)
62002400	M&S Maint TD	IR	737486	6/24/2012	(30.04)
62002400	M&S Maint TD	IR	737486	6/24/2012	(7.17)
62002400	M&S Maint TD	IR	737487	6/24/2012	(151.63)
62002400	M&S Maint TD	IR	737487	6/24/2012	(52.55)
62002400	M&S Maint TD	IR	737487	6/24/2012	(81.16)
62002400	M&S Maint TD	IR	737487	6/24/2012	(44.49)

Kentucky American Water Company  
Case No. 2012-00520  
Response to PSC DR1, Item 31

Account	Description	Doc Type	Document Number	Posting Date	Amount
62002400	M&S Maint TD	IR	737488	6/24/2012	(630.26)
62002400	M&S Maint TD	IR	737488	6/24/2012	(237.33)
62002400	M&S Maint TD	IR	737489	6/24/2012	(15.30)
62002400	M&S Maint TD	IR	737489	6/24/2012	(17.26)
62002400	M&S Maint TD	IR	737495	6/24/2012	(5.98)
62002400	M&S Maint TD	IR	737495	6/24/2012	(11.96)
62002400	M&S Maint TD	IR	737495	6/24/2012	(30.23)
62002400	M&S Maint TD	IR	737495	6/24/2012	(6.31)
62002400	M&S Maint TD	IR	737495	6/24/2012	(25.26)
62002400	M&S Maint TD	IR	737495	6/24/2012	(745.94)
62002400	M&S Maint TD	IR	737495	6/24/2012	(280.75)
62002400	M&S Maint TD	IR	737495	6/24/2012	(205.62)
62002400	M&S Maint TD	IR	737495	6/24/2012	(51.66)
62002400	M&S Maint TD	IR	737496	6/24/2012	(2.88)
62002400	M&S Maint TD	IR	737496	6/24/2012	(57.38)
62002400	M&S Maint TD	IR	737496	6/24/2012	(28.08)
62002400	M&S Maint TD	IR	737496	6/24/2012	(41.12)
62002400	M&S Maint TD	IR	737496	6/24/2012	(7.44)
62002400	M&S Maint TD	IR	737497	6/24/2012	(23.78)
62002400	M&S Maint TD	IR	737497	6/24/2012	(11.96)
62002400	M&S Maint TD	IR	737497	6/24/2012	(45.64)
62002400	M&S Maint TD	IR	737498	6/24/2012	(76.52)
62002400	M&S Maint TD	IR	737498	6/24/2012	(325.15)
62002400	M&S Maint TD	IR	737498	6/24/2012	(11.96)
62002400	M&S Maint TD	IR	737498	6/24/2012	(90.13)
62002400	M&S Maint TD	IR	737498	6/24/2012	(45.77)
62002400	M&S Maint TD	IR	737498	6/24/2012	(45.64)
62002400	M&S Maint TD	IR	737498	6/24/2012	(7.44)
62002400	M&S Maint TD	IR	737498	6/24/2012	(8.26)
62002400	M&S Maint TD	IR	737498	6/24/2012	(7.17)
62002400	M&S Maint TD	IR	737499	6/24/2012	(8.63)
71521000	M&J Expenses	II	737459	6/24/2012	15.30
71521000	M&J Expenses	II	737459	6/24/2012	17.26
40111000	Res Sales Billed	JE	31049148	6/25/2012	(148,089.63)
40111000	Res Sales Billed	JE	31049148	6/25/2012	(14.07)
40121000	Com Sales Billed	JE	31049148	6/25/2012	(94,379.64)
40131000	Ind Sales Billed	JE	31049148	6/25/2012	(3,058.65)
40145000	Priv Fire Billed	JE	31049148	6/25/2012	(4,640.58)
40151000	Publ Auth Billed	JE	31049148	6/25/2012	(12,015.61)
40310100	OthRev-Late Pymt Fee	JE	31049148	6/25/2012	0.36
40310400	OthRev-NSF Ck Chrg	JE	31049148	6/25/2012	(132.00)
40310400	OthRev-NSF Ck Chrg	JE	31049148	6/25/2012	(12.00)
40310500	OthRev-Appl/InitFee	JE	31049148	6/25/2012	(2,366.00)
40310500	OthRev-Appl/InitFee	JE	31049148	6/25/2012	(104.00)
40310700	OthRev-Reconnct Fee	JE	31049148	6/25/2012	(494.00)
52532014	Electricity TD	EE	70019906	6/25/2012	21.86
52585000	Discounts Available	PN	8060	6/25/2012	(40.32)
52585000	Discounts Available	PN	8060	6/25/2012	(12.31)
52585000	Discounts Available	PN	8060	6/25/2012	(53.38)
52585000	Discounts Available	PN	8060	6/25/2012	(34.04)
57010015	Uncoll Accts Exp CA	JE	31049148	6/25/2012	(64.86)
40111000	Res Sales Billed	JE	31049245	6/26/2012	(243,689.22)
40111000	Res Sales Billed	JE	31049245	6/26/2012	(16.97)
40121000	Com Sales Billed	JE	31049245	6/26/2012	(31,677.22)
40145000	Priv Fire Billed	JE	31049245	6/26/2012	(3,261.89)
40151000	Publ Auth Billed	JE	31049245	6/26/2012	(7,617.84)
40310400	OthRev-NSF Ck Chrg	JE	31049245	6/26/2012	(48.00)
40310500	OthRev-Appl/InitFee	JE	31049245	6/26/2012	(2,340.00)
40310500	OthRev-Appl/InitFee	JE	31049245	6/26/2012	(26.00)
40310700	OthRev-Reconnct Fee	JE	31049245	6/26/2012	(572.00)
50452000	Emp Physical Exams	PV	43123289	6/26/2012	70.00
51010000	Purchased Water	PV	43123795	6/26/2012	9.33
51010000	Purchased Water	PV	43123840	6/26/2012	16,473.56
51510012	Purchased Power P	EE	70020133	6/26/2012	203.33
51510014	Purchased Power TD	EE	70020135	6/26/2012	21.86
52501600	Misc Oper AG	PV	43123288	6/26/2012	4,500.00
52520000	Collection Agencies	PV	43123367	6/26/2012	6,045.13
52520000	Collection Agencies	PV	43123839	6/26/2012	2,526.44
52532014	Electricity TD	EE	70020084	6/26/2012	27.32
52532014	Electricity TD	EE	70020085	6/26/2012	53.58
52532014	Electricity TD	EE	70020134	6/26/2012	43.41
52532014	Electricity TD	EE	70020136	6/26/2012	57.37
52562016	Off&Adm Supplies AG	PV	43123356	6/26/2012	21.71
52562513	Overnight Shippng WT	PV	43123353	6/26/2012	425.24
52562513	Overnight Shippng WT	PV	43123354	6/26/2012	79.95
52579000	Trustee Fees	PV	43123801	6/26/2012	254.80
52579000	Trustee Fees	PV	43123801	6/26/2012	254.80

Kentucky American Water Company  
Case No. 2012-00520  
Response to PSC DR1, Item 31

Account	Description	Doc Type	Document Number	Posting Date	Amount
52579000	Trustee Fees	PV	43123801	6/26/2012	254.80
52579000	Trustee Fees	PV	43123821	6/26/2012	253.44
52579000	Trustee Fees	PV	43123821	6/26/2012	253.44
52579000	Trustee Fees	PV	43123821	6/26/2012	253.45
52585000	Discounts Available	PN	8062	6/26/2012	(14.04)
52585000	Discounts Available	PK	62065934	6/26/2012	(0.17)
52585000	Discounts Available	PK	62065934	6/26/2012	(60.48)
57010015	Uncoll Accts Exp CA	JE	31049245	6/26/2012	(36.81)
57010015	Uncoll Accts Exp CA	JE	31049245	6/26/2012	(662.99)
62002400	M&S Maint TD	OV	10371427	6/26/2012	1,756.50
62002400	M&S Maint TD	OV	10371427	6/26/2012	105.39
40111000	Res Sales Billed	JE	31049452	6/27/2012	(247,778.07)
40111000	Res Sales Billed	JE	31049452	6/27/2012	(15.25)
40121000	Corn Sales Billed	JE	31049452	6/27/2012	(47,272.60)
40145000	Priv Fire Billed	JE	31049452	6/27/2012	(3,049.42)
40151000	Publ Auth Billed	JE	31049452	6/27/2012	(486.76)
40310400	OthRev-NSF Ck Chrg	JE	31049452	6/27/2012	(84.00)
40310400	OthRev-NSF Ck Chrg	JE	31049452	6/27/2012	(12.00)
40310500	OthRev-Appl/InitFee	JE	31049452	6/27/2012	(1,976.00)
40310500	OthRev-Appl/InitFee	JE	31049452	6/27/2012	(156.00)
40310700	OthRev-Reconnct Fee	JE	31049452	6/27/2012	(286.00)
52532014	Electricity TD	EE	70020392	6/27/2012	32.68
52532014	Electricity TD	EE	70020393	6/27/2012	21.05
52585000	Discounts Available	PX	7632	6/27/2012	(45.64)
52585000	Discounts Available	PK	62065939	6/27/2012	(11.56)
52585000	Discounts Available	PK	62065939	6/27/2012	(14.45)
57010015	Uncoll Accts Exp CA	JE	31049452	6/27/2012	(87.32)
62002400	M&S Maint TD	IR	738426	6/27/2012	(25.26)
62002400	M&S Maint TD	IR	738426	6/27/2012	(52.55)
62002400	M&S Maint TD	IR	738427	6/27/2012	(30.04)
62002400	M&S Maint TD	IR	738428	6/27/2012	(52.52)
62002400	M&S Maint TD	IR	738429	6/27/2012	(127.47)
62002400	M&S Maint TD	IR	738429	6/27/2012	(170.90)
62002400	M&S Maint TD	IR	738435	6/27/2012	(88.98)
62002400	M&S Maint TD	IR	738435	6/27/2012	(162.31)
62002400	M&S Maint TD	IR	738435	6/27/2012	(15.30)
62002400	M&S Maint TD	IR	738435	6/27/2012	(68.10)
62002400	M&S Maint TD	IR	738435	6/27/2012	(57.38)
62002400	M&S Maint TD	IR	738435	6/27/2012	(302.91)
62002400	M&S Maint TD	IR	738435	6/27/2012	(190.72)
62002400	M&S Maint TD	IR	738435	6/27/2012	(11.06)
62002400	M&S Maint TD	IR	738435	6/27/2012	(298.45)
62002400	M&S Maint TD	II	738436	6/27/2012	863.22
62002400	M&S Maint TD	II	738436	6/27/2012	20.88
62002400	M&S Maint TD	II	738436	6/27/2012	16.16
62002400	M&S Maint TD	II	738436	6/27/2012	926.48
62002400	M&S Maint TD	II	738436	6/27/2012	311.45
62002400	M&S Maint TD	II	738436	6/27/2012	811.56
62002400	M&S Maint TD	II	738436	6/27/2012	45.91
62002400	M&S Maint TD	II	738436	6/27/2012	142.69
62002400	M&S Maint TD	II	738436	6/27/2012	22.31
62002400	M&S Maint TD	II	738436	6/27/2012	50.52
62002400	M&S Maint TD	II	738436	6/27/2012	23.92
62002400	M&S Maint TD	II	738436	6/27/2012	50.32
62002400	M&S Maint TD	II	738436	6/27/2012	7.56
62002400	M&S Maint TD	II	738436	6/27/2012	1,521.58
62002400	M&S Maint TD	II	738436	6/27/2012	1,689.26
62002400	M&S Maint TD	II	738436	6/27/2012	17.02
62002400	M&S Maint TD	II	738436	6/27/2012	105.10
62002400	M&S Maint TD	II	738436	6/27/2012	559.48
62002400	M&S Maint TD	II	738436	6/27/2012	91.29
62002400	M&S Maint TD	II	738436	6/27/2012	112.71
62002400	M&S Maint TD	II	738436	6/27/2012	1,147.60
62002400	M&S Maint TD	II	738436	6/27/2012	454.36
62002400	M&S Maint TD	II	738436	6/27/2012	23.59
62002400	M&S Maint TD	II	738436	6/27/2012	103.73
62002400	M&S Maint TD	II	738436	6/27/2012	397.83
62002400	M&S Maint TD	II	738436	6/27/2012	170.90
62002400	M&S Maint TD	II	738436	6/27/2012	5.98
62002400	M&S Maint TD	II	738436	6/27/2012	51.66
62002400	M&S Maint TD	II	738436	6/27/2012	107.07
62002400	M&S Maint TD	II	738436	6/27/2012	228.08
62002400	M&S Maint TD	II	738436	6/27/2012	90.13
62002400	M&S Maint TD	II	738436	6/27/2012	11.65
62002400	M&S Maint TD	II	738436	6/27/2012	17.35
62002400	M&S Maint TD	II	738436	6/27/2012	22.13
62002400	M&S Maint TD	II	738436	6/27/2012	21.50

Kentucky American Water Company  
Case No. 2012-00520  
Response to PSC DR1, Item 31

Account	Description	Doc Type	Document Number	Posting Date	Amount
62002400	M&S Maint TD	II	738436	6/27/2012	474.67
62002400	M&S Maint TD	II	738436	6/27/2012	8.06
62002400	M&S Maint TD	II	738436	6/27/2012	178.46
62002400	M&S Maint TD	II	738436	6/27/2012	602.71
62002400	M&S Maint TD	II	738436	6/27/2012	7,353.08
62002400	M&S Maint TD	II	738436	6/27/2012	379.13
62002400	M&S Maint TD	II	738436	6/27/2012	381.43
62002400	M&S Maint TD	II	738436	6/27/2012	514.57
62002400	M&S Maint TD	II	738436	6/27/2012	45.45
62002400	M&S Maint TD	II	738436	6/27/2012	240.99
62002400	M&S Maint TD	II	738436	6/27/2012	127.02
62002400	M&S Maint TD	II	738436	6/27/2012	118.40
62502600	Misc Maint AG	PV	43125716	6/27/2012	4,800.00
62520700	Misc Main Pvg/Bckfill	PV	43125194	6/27/2012	5,613.80
62520700	Misc Main Pvg/Bckfill	PV	43125194	6/27/2012	220.80
71521000	M&J Expenses	PV	43125194	6/27/2012	27.60
40111000	Res Sales Billed	JE	31049609	6/28/2012	(251,579.16)
40111000	Res Sales Billed	JE	31049609	6/28/2012	(184.41)
40111000	Res Sales Billed	JE	31049609	6/28/2012	(10.80)
40121000	Com Sales Billed	JE	31049609	6/28/2012	(12,687.71)
40145000	Priv Fire Billed	JE	31049609	6/28/2012	4,821.54
40151000	Publ Auth Billed	JE	31049609	6/28/2012	(212.45)
40211000	Dom WW Svc Billed	JE	31049609	6/28/2012	(139.51)
40211000	Dom WW Svc Billed	JE	31049609	6/28/2012	(13.24)
40310400	OthRev-NSF Ck Chrg	JE	31049609	6/28/2012	(108.00)
40310400	OthRev-NSF Ck Chrg	JE	31049609	6/28/2012	(12.00)
40310500	OthRev-Appl/InitFee	JE	31049609	6/28/2012	(2,002.00)
40310500	OthRev-Appl/InitFee	JE	31049609	6/28/2012	26.00
40310700	OthRev-Reconct Fee	JE	31049609	6/28/2012	(286.00)
50421000	401k Expense	JE	31049479	6/28/2012	2,755.00
50422000	DCP Expense	JE	31049456	6/28/2012	3,472.00
50426000	Retiree Medical Exp	JE	31049490	6/28/2012	(0.22)
51110000	Waste Disposal	ID	738468	6/28/2012	125.03
51110000	Waste Disposal	ID	738496	6/28/2012	647.59
51110000	Waste Disposal	ID	738496	6/28/2012	2,471.43
51110000	Waste Disposal	ID	738562	6/28/2012	41.84
51110000	Waste Disposal	ID	738773	6/28/2012	7,701.08
51520000	Fuel for Power Prod	PV	43127150	6/28/2012	1,206.67
51800000	Chemicals	ID	738468	6/28/2012	2,655.65
51800000	Chemicals	ID	738468	6/28/2012	2,262.14
51800000	Chemicals	ID	738468	6/28/2012	4,202.60
51800000	Chemicals	ID	738468	6/28/2012	2,830.87
51800000	Chemicals	ID	738468	6/28/2012	17,743.18
51800000	Chemicals	ID	738468	6/28/2012	4,073.55
51800000	Chemicals	ID	738468	6/28/2012	3.49
51800000	Chemicals	ID	738496	6/28/2012	3,185.87
51800000	Chemicals	ID	738496	6/28/2012	1,273.03
51800000	Chemicals	ID	738496	6/28/2012	4,674.00
51800000	Chemicals	ID	738496	6/28/2012	3,506.33
51800000	Chemicals	ID	738496	6/28/2012	23,177.12
51800000	Chemicals	ID	738496	6/28/2012	2,792.41
51800000	Chemicals	ID	738496	6/28/2012	4,409.68
51800000	Chemicals	ID	738496	6/28/2012	107.17
51800000	Chemicals	ID	738518	6/28/2012	41.53
51800000	Chemicals	ID	738518	6/28/2012	94.75
51800000	Chemicals	ID	738518	6/28/2012	785.58
51800000	Chemicals	ID	738562	6/28/2012	276.59
51800000	Chemicals	ID	738562	6/28/2012	252.42
51800000	Chemicals	ID	738562	6/28/2012	1,888.70
51800000	Chemicals	ID	738562	6/28/2012	1,470.84
51800000	Chemicals	ID	738562	6/28/2012	3,753.20
51800000	Chemicals	ID	738562	6/28/2012	3,195.80
51800000	Chemicals	ID	738562	6/28/2012	72.50
51800000	Chemicals	ID	738562	6/28/2012	2,522.40
51800000	Chemicals	ID	738703	6/28/2012	126.63
51800000	Chemicals	ID	738703	6/28/2012	128.35
51800000	Chemicals	ID	738773	6/28/2012	7,757.71
51800000	Chemicals	ID	738773	6/28/2012	3,768.30
51800000	Chemicals	ID	738773	6/28/2012	10,751.80
51800000	Chemicals	ID	738773	6/28/2012	8,716.53
51800000	Chemicals	ID	738773	6/28/2012	26,193.75
51800000	Chemicals	ID	738773	6/28/2012	5,916.07
51800000	Chemicals	ID	738773	6/28/2012	197.63
52001300	M&S Oper WT	PV	43127165	6/28/2012	1,120.00
52001300	M&S Oper WT	PV	43127170	6/28/2012	1,160.00
52001400	M&S Oper TD	PV	43127052	6/28/2012	752.70
52001600	M&S Oper AG	PV	43126139	6/28/2012	360.05

Kentucky American Water Company  
Case No. 2012-00520  
Response to PSC DR1, Item 31

Account	Description	Doc Type	Document Number	Posting Date	Amount
52001600	M&S Oper AG	PV	43126993	6/28/2012	231.47
52001600	M&S Oper AG	PV	43126999	6/28/2012	231.47
52001600	M&S Oper AG	PV	43127040	6/28/2012	178.21
52501400	Misc Oper TD	PV	43127050	6/28/2012	581.94
52501400	Misc Oper TD	PV	43127063	6/28/2012	571.05
52520000	Collection Agencies	PV	43127113	6/28/2012	228.47
52520000	Collection Agencies	PV	43127115	6/28/2012	2,212.95
52532014	Electricity TD	EE	70020565	6/28/2012	48.42
52542016	Forms AG	PV	43127154	6/28/2012	362.06
52550016	Janitorial AG	PV	43126983	6/28/2012	2,705.25
52562016	Off&Adm Supplies AG	PV	43127070	6/28/2012	74.27
52562513	Overnight Shippng WT	PV	43126982	6/28/2012	120.11
52562513	Overnight Shippng WT	PV	43126985	6/28/2012	86.78
52562513	Overnight Shippng WT	PV	43126989	6/28/2012	94.10
52562516	Overnight Shippng AG	PV	43127033	6/28/2012	31.73
52562516	Overnight Shippng AG	PV	43127033	6/28/2012	5.96
52562516	Overnight Shippng AG	PV	43127059	6/28/2012	17.80
52574015	Telephone CA	TC	31049313	6/28/2012	38.26
52574015	Telephone CA	TC	31049314	6/28/2012	38.26
52574015	Telephone CA	TC	31049315	6/28/2012	38.26
52574015	Telephone CA	TC	31049316	6/28/2012	272.44
52574015	Telephone CA	TC	31049317	6/28/2012	1,151.99
52574015	Telephone CA	TC	31049318	6/28/2012	49.53
52574015	Telephone CA	TC	31049319	6/28/2012	108.14
52574015	Telephone CA	TC	31049320	6/28/2012	148.59
52574015	Telephone CA	TC	31049469	6/28/2012	386.24
52574016	Telephone AG	TC	31049284	6/28/2012	17.39
52574016	Telephone AG	TC	31049284	6/28/2012	0.23
52574016	Telephone AG	TC	31049362	6/28/2012	98.00
52574016	Telephone AG	TC	31049469	6/28/2012	131.73
52574116	Cell Phone AG	TC	31049457	6/28/2012	102.10
52578016	Trash Removal AG	PV	43126997	6/28/2012	132.55
52583016	Water & WW AG	PV	43127066	6/28/2012	6.21
52583016	Water & WW AG	PV	43127072	6/28/2012	30.73
52583016	Water & WW AG	PV	43127075	6/28/2012	17.56
52583016	Water & WW AG	PV	43127078	6/28/2012	57.63
52583016	Water & WW AG	PV	43127080	6/28/2012	26.34
52583016	Water & WW AG	PV	43127086	6/28/2012	76.33
52583016	Water & WW AG	PV	43127079	6/28/2012	10.89
52583016	Water & WW AG	PV	43127089	6/28/2012	15.56
52583016	Water & WW AG	PV	43127091	6/28/2012	17.56
52583016	Water & WW AG	PV	43127093	6/28/2012	17.56
52583016	Water & WW AG	PV	43127096	6/28/2012	976.40
52585000	Discounts Available	PK	62065943	6/28/2012	(80.09)
52585000	Discounts Available	PK	62065943	6/28/2012	(36.29)
52585000	Discounts Available	PK	62065943	6/28/2012	(245.06)
53150013	Contr Svc-Other WT	PV	43127158	6/28/2012	50.00
53150013	Contr Svc-Other WT	PV	43127164	6/28/2012	50.00
53150013	Contr Svc-Other WT	PV	43127168	6/28/2012	50.00
53150013	Contr Svc-Other WT	PV	43127187	6/28/2012	238.00
53150013	Contr Svc-Other WT	PV	43127186	6/28/2012	560.00
53150013	Contr Svc-Other WT	PV	43127191	6/28/2012	554.00
53150014	Contr Svc-Other TD	PV	43127158	6/28/2012	20.00
53150014	Contr Svc-Other TD	PV	43127158	6/28/2012	419.00
53150014	Contr Svc-Other TD	PV	43127176	6/28/2012	42.00
53150014	Contr Svc-Other TD	PV	43127194	6/28/2012	168.00
53150015	Contr Svc-Other CA	PV	43126557	6/28/2012	94.78
53150015	Contr Svc-Other CA	PV	43126563	6/28/2012	182.10
53150015	Contr Svc-Other CA	PV	43126569	6/28/2012	276.44
53150016	Contr Svc-Other AG	PV	43126980	6/28/2012	390.00
53150016	Contr Svc-Other AG	PV	43127042	6/28/2012	983.32
53150016	Contr Svc-Other AG	PV	43127123	6/28/2012	85.00
53151015	Contr Svc-Temp EE CA	PV	43127094	6/28/2012	624.00
53155000	Contr Svc-Legal	PV	43127111	6/28/2012	4,389.50
54140016	Rents-Equip AG	PV	43127128	6/28/2012	498.45
54140016	Rents-Equip AG	PV	43127132	6/28/2012	186.12
54140016	Rents-Equip AG	PV	43127138	6/28/2012	330.71
54140016	Rents-Equip AG	PV	43127142	6/28/2012	141.70
54140016	Rents-Equip AG	PV	43127143	6/28/2012	138.90
54140016	Rents-Equip AG	PV	43127148	6/28/2012	358.21
54140016	Rents-Equip AG	PV	43127148	6/28/2012	324.98
54140016	Rents-Equip AG	PV	43127148	6/28/2012	168.68
54140016	Rents-Equip AG	PV	43127148	6/28/2012	168.68
54140016	Rents-Equip AG	PV	43127180	6/28/2012	210.28
55000016	Trans Oper AG	PV	43127044	6/28/2012	732.28
57010015	Uncoll Accts Exp CA	JE	31049609	6/28/2012	6,283.25
57010015	Uncoll Accts Exp CA	JE	31049609	6/28/2012	31,916.52

Kentucky American Water Company  
Case No. 2012-00520  
Response to PSC DR1, Item 31

Account	Description	Doc Type	Document Number	Posting Date	Amount
62002100	M&S Maint SS	PV	43127146	6/28/2012	159.24
62002300	M&S Maint WT	PV	43127146	6/28/2012	159.33
62002400	M&S Maint TD	PV	43127021	6/28/2012	680.09
62002400	M&S Maint TD	PV	43127025	6/28/2012	249.10
62002400	M&S Maint TD	PV	43127032	6/28/2012	120.84
62002400	M&S Maint TD	PV	43127046	6/28/2012	557.48
62002400	M&S Maint TD	PV	43127194	6/28/2012	945.80
62502300	Misc Maint WT	PV	43127057	6/28/2012	2,813.27
62502600	Misc Maint AG	PV	43127006	6/28/2012	1,188.00
62502700	Misc Main Pvg/Bckfil	PV	43126588	6/28/2012	2,673.10
63150026	Contr Svc-Maint AG	PV	43126964	6/28/2012	171.00
63150026	Contr Svc-Maint AG	PV	43126971	6/28/2012	1,135.83
63150026	Contr Svc-Maint AG	PV	43126974	6/28/2012	2,583.33
63150026	Contr Svc-Maint AG	PV	43126977	6/28/2012	942.00
63150026	Contr Svc-Maint AG	PV	43126988	6/28/2012	196.44
63150026	Contr Svc-Maint AG	PV	43127131	6/28/2012	127.17
71521000	M&J Expenses	PV	43126588	6/28/2012	13.80
50101300	Labor Oper WT	T2	47642	6/29/2012	1,064.38
50101300	Labor Oper WT	T2	47642	6/29/2012	1,131.08
50101300	Labor Oper WT	T2	47642	6/29/2012	13,863.40
50101300	Labor Oper WT	T2	47642	6/29/2012	15,045.36
50101300	Labor Oper WT	T2	47642	6/29/2012	9,713.37
50101300	Labor Oper WT	T2	47642	6/29/2012	134.55
50101305	Labor Oper WT SupEng	T2	47642	6/29/2012	3,873.08
50101305	Labor Oper WT SupEng	T2	47642	6/29/2012	9,634.01
50101305	Labor Oper WT SupEng	T2	47642	6/29/2012	2,754.20
50101305	Labor Oper WT SupEng	T2	47642	6/29/2012	3,410.36
50101305	Labor Oper WT SupEng	T2	47642	6/29/2012	4,368.63
50101305	Labor Oper WT SupEng	T2	47642	6/29/2012	6,663.99
50101305	Labor Oper WT SupEng	T2	47642	6/29/2012	129.94
50101305	Labor Oper WT SupEng	JE	31049655	6/29/2012	2,971.00
50101400	Labor Oper TD	T2	47642	6/29/2012	36,983.92
50101400	Labor Oper TD	T2	47642	6/29/2012	1,919.26
50101400	Labor Oper TD	T2	47642	6/29/2012	559.86
50101400	Labor Oper TD	T2	47642	6/29/2012	1,331.59
50101400	Labor Oper TD	JE	31049655	6/29/2012	2,753.00
50101405	Labor Oper TD SupEng	T2	47642	6/29/2012	1,607.70
50101405	Labor Oper TD SupEng	T2	47642	6/29/2012	619.68
50101405	Labor Oper TD SupEng	T2	47642	6/29/2012	1,766.75
50101405	Labor Oper TD SupEng	T2	47642	6/29/2012	1,023.34
50101405	Labor Oper TD SupEng	JE	31049655	6/29/2012	2,492.00
50101405	Labor Oper TD SupEng	JE	31049655	6/29/2012	719.00
50101415	Labor Oper TD Lines	T2	47642	6/29/2012	4,462.35
50101415	Labor Oper TD Lines	T2	47642	6/29/2012	1,549.06
50101415	Labor Oper TD Lines	T2	47642	6/29/2012	576.75
50101415	Labor Oper TD Lines	T2	47642	6/29/2012	2,191.94
50101420	Labor Oper TD Meter	T2	47642	6/29/2012	19,464.83
50101500	Labor Oper CA	T2	47642	6/29/2012	1,540.08
50101500	Labor Oper CA	T2	47642	6/29/2012	360.00
50101510	Labor Oper CA MtrRd	T2	47642	6/29/2012	12,340.92
50101520	Labor Oper CA CstSrv	T2	47642	6/29/2012	1,248.05
50101600	Labor Oper AG	T2	47642	6/29/2012	15,945.64
50101600	Labor Oper AG	T2	47642	6/29/2012	2,022.28
50101600	Labor Oper AG	T2	47642	6/29/2012	3,800.95
50101600	Labor Oper AG	T2	47642	6/29/2012	6,948.44
50101600	Labor Oper AG	T2	47642	6/29/2012	432.26
50101600	Labor Oper AG	T2	47642	6/29/2012	1,984.64
50101600	Labor Oper AG	T2	47642	6/29/2012	2,351.25
50101600	Labor Oper AG	JE	31049655	6/29/2012	7,024.00
50101600	Labor Oper AG	JE	31049655	6/29/2012	6,477.00
50101600	Labor Oper AG	JE	31049655	6/29/2012	886.00
50101600	Labor Oper AG	JE	31049655	6/29/2012	2,035.00
50101600	Labor Oper AG	JE	31049655	6/29/2012	3,278.00
50101600	Labor Oper AG	JE	31049655	6/29/2012	20,741.00
50101600	Labor Oper AG	JE	31049655	6/29/2012	54,341.00
50101600	Labor Oper AG	JE	31049655	6/29/2012	4,012.00
50101600	Labor Oper AG	JE	31049655	6/29/2012	6,827.00
50102100	Labor Maint SS	T2	47642	6/29/2012	1,965.60
50102300	Labor Maint WT	T2	47642	6/29/2012	1,965.60
50102300	Labor Maint WT	T2	47642	6/29/2012	2,260.44
50102400	Labor Maint TD	T2	47642	6/29/2012	1,637.87
50102410	Labor Mnt TD Str&Imp	T2	47642	6/29/2012	115.36
50102420	Labor Mnt TD Mains	T2	47642	6/29/2012	4,184.23
50102420	Labor Mnt TD Mains	T2	47642	6/29/2012	123.42
50102420	Labor Mnt TD Mains	T2	47642	6/29/2012	1,338.06
50102420	Labor Mnt TD Mains	T2	47642	6/29/2012	1,038.90
50102430	Labor Mnt TD Service	T2	47642	6/29/2012	5,080.70



Kentucky American Water Company  
Case No. 2012-00520  
Response to PSC DR1, Item 31

Account	Description	Doc Type	Document Number	Posting Date	Amount
50102430	Labor Mnt TD Service	T2	47642	6/29/2012	106.28
50102430	Labor Mnt TD Service	T2	47642	6/29/2012	415.26
50102430	Labor Mnt TD Service	T2	47642	6/29/2012	1,358.90
50102435	Labor Mnt TD Meter	T2	47642	6/29/2012	786.24
50102440	Labor Mnt TD Hydrant	T2	47642	6/29/2012	1,715.46
50102440	Labor Mnt TD Hydrant	T2	47642	6/29/2012	138.86
50102440	Labor Mnt TD Hydrant	T2	47642	6/29/2012	3,613.43
50111300	LaborOper NS OT WT	T2	47642	6/29/2012	316.00
50111300	LaborOper NS OT WT	T2	47642	6/29/2012	2,746.93
50111300	LaborOper NS OT WT	T2	47642	6/29/2012	2,623.32
50111300	LaborOper NS OT WT	T2	47642	6/29/2012	1,336.95
50111305	LaborOperNS OT WT SE	T2	47642	6/29/2012	126.07
50111305	LaborOperNS OT WT SE	T2	47642	6/29/2012	302.78
50111305	LaborOperNS OT WT SE	T2	47642	6/29/2012	199.88
50111305	LaborOperNS OT WT SE	T2	47642	6/29/2012	1,375.23
50111400	LaborOper NS OT TD	T2	47642	6/29/2012	546.57
50111400	LaborOper NS OT TD	T2	47642	6/29/2012	99.64
50111415	LaborOperNS OT TD Ln	T2	47642	6/29/2012	232.80
50111415	LaborOperNS OT TD Ln	T2	47642	6/29/2012	121.59
50111420	LaborOperNS OT TD Mt	T2	47642	6/29/2012	2,968.04
50111510	LaborOperNS OT CA MR	T2	47642	6/29/2012	1,599.80
50112300	LaborMaint NS OT WT	T2	47642	6/29/2012	135.59
50112400	LaborMaint NS OT TD	T2	47642	6/29/2012	687.96
50112400	LaborMaint NS OT TD	T2	47642	6/29/2012	34.13
50112420	LaborMaintNSOT TD Mn	T2	47642	6/29/2012	1,483.30
50112420	LaborMaintNSOT TD Mn	T2	47642	6/29/2012	1,682.38
50112430	LaborMaintNSOT TD Sv	T2	47642	6/29/2012	629.35
50112430	LaborMaintNSOT TD Sv	T2	47642	6/29/2012	274.76
50112440	LaborMaintNSOT TD Hy	T2	47642	6/29/2012	212.58
50112440	LaborMaintNSOT TD Hy	T2	47642	6/29/2012	543.80
50171000	Annual Incent Plan	T3	47643	6/29/2012	3,180.51
50171000	Annual Incent Plan	T3	47643	6/29/2012	775.37
50171000	Annual Incent Plan	T3	47643	6/29/2012	212.87
50171000	Annual Incent Plan	T3	47643	6/29/2012	271.37
50171000	Annual Incent Plan	T3	47643	6/29/2012	646.54
50171000	Annual Incent Plan	T3	47643	6/29/2012	549.80
50171000	Annual Incent Plan	T3	47643	6/29/2012	2,377.79
50171000	Annual Incent Plan	T3	47643	6/29/2012	46.18
50171000	Annual Incent Plan	T3	47643	6/29/2012	681.74
50171000	Annual Incent Plan	T3	47643	6/29/2012	257.25
50171000	Annual Incent Plan	T3	47643	6/29/2012	321.54
50171000	Annual Incent Plan	JE	31049621	6/29/2012	(29,237.81)
50421000	401k Expense	T3	47643	6/29/2012	427.49
50421000	401k Expense	T3	47643	6/29/2012	80.90
50421000	401k Expense	T3	47643	6/29/2012	27.19
50421000	401k Expense	T3	47643	6/29/2012	168.71
50421000	401k Expense	T3	47643	6/29/2012	185.48
50421000	401k Expense	T3	47643	6/29/2012	1,657.47
50421000	401k Expense	T3	47643	6/29/2012	3.47
50421000	401k Expense	T3	47643	6/29/2012	36.55
50421000	401k Expense	T3	47643	6/29/2012	147.75
50421000	401k Expense	T3	47643	6/29/2012	70.59
50421000	401k Expense	T3	47643	6/29/2012	3.08
50421000	401k Expense	T3	47643	6/29/2012	9.19
50421000	401k Expense	T3	47643	6/29/2012	45.21
50421000	401k Expense	T3	47643	6/29/2012	22.54
50421000	401k Expense	T3	47643	6/29/2012	2.66
50421000	401k Expense	T3	47643	6/29/2012	16.23
50421000	401k Expense	T3	47643	6/29/2012	13.99
50421000	401k Expense	T3	47643	6/29/2012	219.63
50421000	401k Expense	T3	47643	6/29/2012	273.15
50421000	401k Expense	T3	47643	6/29/2012	462.93
50421000	401k Expense	T3	47643	6/29/2012	276.02
50421000	401k Expense	T3	47643	6/29/2012	139.51
50421000	401k Expense	T3	47643	6/29/2012	131.52
50421000	401k Expense	T3	47643	6/29/2012	53.00
50421000	401k Expense	T3	47643	6/29/2012	18.25
50421000	401k Expense	T3	47643	6/29/2012	18.25
50421000	401k Expense	T3	47643	6/29/2012	5.20
50422000	DCP Expense	T3	47643	6/29/2012	100.96
50422000	DCP Expense	T3	47643	6/29/2012	106.17
50422000	DCP Expense	T3	47643	6/29/2012	142.47
50422000	DCP Expense	T3	47643	6/29/2012	162.74
50422000	DCP Expense	T3	47643	6/29/2012	203.33
50422000	DCP Expense	T3	47643	6/29/2012	2,092.96
50422000	DCP Expense	T3	47643	6/29/2012	42.40
50422000	DCP Expense	T3	47643	6/29/2012	198.64

Kentucky American Water Company  
Case No. 2012-00520  
Response to PSC DR1, Item 31

Account	Description	Doc Type	Document Number	Posting Date	Amount
50422000	DCP Expense	T3	47643	6/29/2012	189.70
50422000	DCP Expense	T3	47643	6/29/2012	12.10
50422000	DCP Expense	T3	47643	6/29/2012	24.23
50422000	DCP Expense	T3	47643	6/29/2012	30.28
50422000	DCP Expense	T3	47643	6/29/2012	21.80
50422000	DCP Expense	T3	47643	6/29/2012	103.99
50422000	DCP Expense	T3	47643	6/29/2012	417.26
50422000	DCP Expense	T3	47643	6/29/2012	598.84
50422000	DCP Expense	T3	47643	6/29/2012	631.59
50422000	DCP Expense	T3	47643	6/29/2012	176.06
50422000	DCP Expense	T3	47643	6/29/2012	111.71
50422000	DCP Expense	T3	47643	6/29/2012	164.84
50422000	DCP Expense	T3	47643	6/29/2012	32.14
50422000	DCP Expense	T3	47643	6/29/2012	23.70
50422000	DCP Expense	T3	47643	6/29/2012	6.82
50450016	Other Welfare AG	JE	31049670	6/29/2012	300.00
50510000	PBOP Expense	JE	102	6/29/2012	(359.60)
50510100	PBOP Cap Credits	T1	47641	6/29/2012	(24,232.72)
50510100	PBOP Cap Credits	T3	47643	6/29/2012	19,166.33
50510100	PBOP Cap Credits	T3	47643	6/29/2012	21.80
50510100	PBOP Cap Credits	T3	47643	6/29/2012	190.23
50510100	PBOP Cap Credits	T3	47643	6/29/2012	113.24
50510100	PBOP Cap Credits	T3	47643	6/29/2012	19.38
50510100	PBOP Cap Credits	T3	47643	6/29/2012	173.85
50510100	PBOP Cap Credits	T3	47643	6/29/2012	170.77
50510100	PBOP Cap Credits	T3	47643	6/29/2012	16.69
50510100	PBOP Cap Credits	T3	47643	6/29/2012	87.90
50550000	Group Insur Expense	T1	47641	6/29/2012	(13,175.56)
50550000	Group Insur Expense	T3	47643	6/29/2012	260.49
50550000	Group Insur Expense	T3	47643	6/29/2012	1,774.36
50550000	Group Insur Expense	T3	47643	6/29/2012	19.06
50550000	Group Insur Expense	T3	47643	6/29/2012	26.47
50550000	Group Insur Expense	T3	47643	6/29/2012	101.33
50550000	Group Insur Expense	T3	47643	6/29/2012	24.54
50550000	Group Insur Expense	T3	47643	6/29/2012	426.05
50550000	Group Insur Expense	T3	47643	6/29/2012	411.06
50550000	Group Insur Expense	T3	47643	6/29/2012	316.75
50550000	Group Insur Expense	T3	47643	6/29/2012	285.16
50550000	Group Insur Expense	T3	47643	6/29/2012	426.79
50550100	Group Ins Cap Creds	T1	47641	6/29/2012	(54,855.33)
50550100	Group Ins Cap Creds	T3	47643	6/29/2012	42,442.72
50550100	Group Ins Cap Creds	T3	47643	6/29/2012	25.83
50550100	Group Ins Cap Creds	T3	47643	6/29/2012	375.52
50550100	Group Ins Cap Creds	T3	47643	6/29/2012	873.31
50550100	Group Ins Cap Creds	T3	47643	6/29/2012	773.21
50550100	Group Ins Cap Creds	T3	47643	6/29/2012	22.96
50550100	Group Ins Cap Creds	T3	47643	6/29/2012	248.87
50550100	Group Ins Cap Creds	T3	47643	6/29/2012	288.13
50550100	Group Ins Cap Creds	T3	47643	6/29/2012	107.27
50550100	Group Ins Cap Creds	T3	47643	6/29/2012	19.77
50550100	Group Ins Cap Creds	T3	47643	6/29/2012	77.24
50550100	Group Ins Cap Creds	T3	47643	6/29/2012	104.14
50610100	Pension Cap Credits	T1	47641	6/29/2012	(37,661.03)
50610100	Pension Cap Credits	T3	47643	6/29/2012	29,787.16
50610100	Pension Cap Credits	T3	47643	6/29/2012	33.88
50610100	Pension Cap Credits	T3	47643	6/29/2012	295.63
50610100	Pension Cap Credits	T3	47643	6/29/2012	176.00
50610100	Pension Cap Credits	T3	47643	6/29/2012	30.12
50610100	Pension Cap Credits	T3	47643	6/29/2012	270.20
50610100	Pension Cap Credits	T3	47643	6/29/2012	265.39
50610100	Pension Cap Credits	T3	47643	6/29/2012	25.93
50610100	Pension Cap Credits	T3	47643	6/29/2012	136.61
51510012	Purchased Power P	EE	70020743	6/29/2012	2,454.36
52001300	M&S Oper WT	ST	31049562	6/29/2012	67.20
52001300	M&S Oper WT	ST	31049562	6/29/2012	69.60
52001600	M&S Oper AG	T2	47642	6/29/2012	923.08
52532013	Electricity WT	EE	70020830	6/29/2012	40.39
52532014	Electricity TD	EE	70020744	6/29/2012	169.13
52534000	Employee Expenses	T3	47643	6/29/2012	60.00
52534000	Employee Expenses	T3	47643	6/29/2012	60.00
52542016	Forms AG	ST	31049562	6/29/2012	21.72
52562016	Off&Adm Supplies AG	ST	31049562	6/29/2012	4.46
52585000	Discounts Available	PU	18793	6/29/2012	(3.62)
52585000	Discounts Available	PK	62065996	6/29/2012	(3.93)
52585000	Discounts Available	PK	62065996	6/29/2012	(10.42)
52585000	Discounts Available	PK	62065996	6/29/2012	(80.09)
53150016	Contr Svc-Other AG	ST	31049562	6/29/2012	5.10

Kentucky American Water Company  
Case No. 2012-00520  
Response to PSC DR1, Item 31

Account	Description	Doc Type	Document Number	Posting Date	Amount
54140016	Rents-Equip AG	ST	31049579	6/29/2012	3.05
55000100	Trans Cap Credits	T1	47641	6/29/2012	(1,197.47)
55000100	Trans Cap Credits	T1	47641	6/29/2012	(1,463.51)
55000100	Trans Cap Credits	T1	47641	6/29/2012	(151.14)
55000100	Trans Cap Credits	T1	47641	6/29/2012	(347.06)
55000100	Trans Cap Credits	T1	47641	6/29/2012	(558.88)
55000100	Trans Cap Credits	T1	47641	6/29/2012	(3,852.96)
55000100	Trans Cap Credits	T1	47641	6/29/2012	(9,592.74)
55000100	Trans Cap Credits	T1	47641	6/29/2012	(705.51)
55000100	Trans Cap Credits	T1	47641	6/29/2012	(1,283.24)
55000100	Trans Cap Credits	T1	47641	6/29/2012	(609.39)
55000100	Trans Cap Credits	T1	47641	6/29/2012	(437.75)
55000100	Trans Cap Credits	T1	47641	6/29/2012	(617.21)
55000100	Trans Cap Credits	T1	47641	6/29/2012	(122.57)
55000100	Trans Cap Credits	T3	47643	6/29/2012	1,132.13
55000100	Trans Cap Credits	T3	47643	6/29/2012	30.69
55000100	Trans Cap Credits	T3	47643	6/29/2012	143.58
55000100	Trans Cap Credits	T3	47643	6/29/2012	269.86
55000100	Trans Cap Credits	T3	47643	6/29/2012	558.88
55000100	Trans Cap Credits	T3	47643	6/29/2012	3,769.95
55000100	Trans Cap Credits	T3	47643	6/29/2012	6,572.60
55000100	Trans Cap Credits	T3	47643	6/29/2012	9.86
55000100	Trans Cap Credits	T3	47643	6/29/2012	143.32
55000100	Trans Cap Credits	T3	47643	6/29/2012	333.38
55000100	Trans Cap Credits	T3	47643	6/29/2012	295.16
55000100	Trans Cap Credits	T3	47643	6/29/2012	8.76
55000100	Trans Cap Credits	T3	47643	6/29/2012	95.02
55000100	Trans Cap Credits	T3	47643	6/29/2012	109.99
55000100	Trans Cap Credits	T3	47643	6/29/2012	40.95
55000100	Trans Cap Credits	T3	47643	6/29/2012	7.55
55000100	Trans Cap Credits	T3	47643	6/29/2012	29.48
55000100	Trans Cap Credits	T3	47643	6/29/2012	39.75
55000100	Trans Cap Credits	T3	47643	6/29/2012	705.51
55000100	Trans Cap Credits	T3	47643	6/29/2012	1,283.24
55000100	Trans Cap Credits	T3	47643	6/29/2012	609.39
55000100	Trans Cap Credits	T3	47643	6/29/2012	409.21
55000100	Trans Cap Credits	T3	47643	6/29/2012	593.55
55000100	Trans Cap Credits	T3	47643	6/29/2012	122.57
55010400	Trans Emp Reimb Co	T1	47641	6/29/2012	(37.80)
55010400	Trans Emp Reimb Co	T1	47641	6/29/2012	(3.78)
55010500	Trans Reimb EE Prsnl	T3	47643	6/29/2012	55.50
55720100	Ins W/C Cap Credits	T1	47641	6/29/2012	(5,603.57)
55720100	Ins W/C Cap Credits	T3	47643	6/29/2012	4,335.47
55720100	Ins W/C Cap Credits	T3	47643	6/29/2012	2.64
55720100	Ins W/C Cap Credits	T3	47643	6/29/2012	38.38
55720100	Ins W/C Cap Credits	T3	47643	6/29/2012	89.20
55720100	Ins W/C Cap Credits	T3	47643	6/29/2012	78.95
55720100	Ins W/C Cap Credits	T3	47643	6/29/2012	2.34
55720100	Ins W/C Cap Credits	T3	47643	6/29/2012	25.41
55720100	Ins W/C Cap Credits	T3	47643	6/29/2012	29.43
55720100	Ins W/C Cap Credits	T3	47643	6/29/2012	10.96
55720100	Ins W/C Cap Credits	T3	47643	6/29/2012	2.02
55720100	Ins W/C Cap Credits	T3	47643	6/29/2012	7.89
55720100	Ins W/C Cap Credits	T3	47643	6/29/2012	10.65
57010015	Uncoll Accts Exp CA	JE	31049778	6/29/2012	(292.19)
62002400	M&S Maint TD	JE	31049600	6/29/2012	(24.08)
62002400	M&S Maint TD	JE	31049600	6/29/2012	(1.98)
62002400	M&S Maint TD	JE	31049601	6/29/2012	(129.40)
62002400	M&S Maint TD	JE	31049608	6/29/2012	(6.26)
62002400	M&S Maint TD	JE	31049608	6/29/2012	(3.11)
62002400	M&S Maint TD	JE	31049608	6/29/2012	(4.39)
62002400	M&S Maint TD	JE	31049612	6/29/2012	(38.66)
62002400	M&S Maint TD	JE	31049613	6/29/2012	(49.07)
62002400	M&S Maint TD	JE	31049613	6/29/2012	(5.57)
62002400	M&S Maint TD	JE	31049614	6/29/2012	(84.44)
62502300	Misc Maint WT	ST	31049562	6/29/2012	168.80
63150026	Contr Svc-Maint AG	ST	31049562	6/29/2012	7.63
68254000	Amort-RegAsset AFUDC	JE	31049697	6/29/2012	41.75
68532000	FUTA	T3	47643	6/29/2012	6.86
68533000	FICA	T3	47643	6/29/2012	480.69
68533000	FICA	T3	47643	6/29/2012	147.36
68533000	FICA	T3	47643	6/29/2012	279.06
68533000	FICA	T3	47643	6/29/2012	499.06
68533000	FICA	T3	47643	6/29/2012	447.28
68533000	FICA	T3	47643	6/29/2012	6,839.55
68533000	FICA	T3	47643	6/29/2012	10.62
68533000	FICA	T3	47643	6/29/2012	147.56

Kentucky American Water Company  
Case No. 2012-00520  
Response to PSC DR1, Item 31

Account	Description	Doc Type	Document Number	Posting Date	Amount
68533000	FICA	T3	47643	6/29/2012	333.35
68533000	FICA	T3	47643	6/29/2012	305.72
68533000	FICA	T3	47643	6/29/2012	9.44
68533000	FICA	T3	47643	6/29/2012	97.64
68533000	FICA	T3	47643	6/29/2012	113.20
68533000	FICA	T3	47643	6/29/2012	43.35
68533000	FICA	T3	47643	6/29/2012	7.80
68533000	FICA	T3	47643	6/29/2012	31.21
68533000	FICA	T3	47643	6/29/2012	41.00
68533000	FICA	T3	47643	6/29/2012	814.00
68533000	FICA	T3	47643	6/29/2012	1,727.22
68533000	FICA	T3	47643	6/29/2012	1,722.55
68533000	FICA	T3	47643	6/29/2012	1,272.04
68533000	FICA	T3	47643	6/29/2012	598.64
68533000	FICA	T3	47643	6/29/2012	364.08
68533000	FICA	T3	47643	6/29/2012	580.49
68533000	FICA	T3	47643	6/29/2012	127.62
68533000	FICA	T3	47643	6/29/2012	74.30
68533000	FICA	T3	47643	6/29/2012	9.77
68535000	SUTA	T3	47643	6/29/2012	27.73
71521000	M&J Expenses	T2	47642	6/29/2012	(286.29)
71521000	M&J Expenses	T2	47642	6/29/2012	136.50
71521000	M&J Expenses	T2	47642	6/29/2012	1,057.95
71521000	M&J Expenses	T3	47643	6/29/2012	(48.59)
71521000	M&J Expenses	T3	47643	6/29/2012	44.85
71521000	M&J Expenses	T3	47643	6/29/2012	348.28
71521000	M&J Expenses	T3	47643	6/29/2012	(20.71)
71521000	M&J Expenses	T3	47643	6/29/2012	9.92
71521000	M&J Expenses	T3	47643	6/29/2012	77.02
71521000	M&J Expenses	JE	31049600	6/29/2012	24.08
71521000	M&J Expenses	JE	31049600	6/29/2012	1.98
71521000	M&J Expenses	JE	31049601	6/29/2012	129.40
71521000	M&J Expenses	JE	31049608	6/29/2012	6.26
71521000	M&J Expenses	JE	31049608	6/29/2012	3.11
71521000	M&J Expenses	JE	31049608	6/29/2012	4.39
71521000	M&J Expenses	JE	31049612	6/29/2012	38.66
71521000	M&J Expenses	JE	31049613	6/29/2012	49.07
71521000	M&J Expenses	JE	31049613	6/29/2012	5.57
71521000	M&J Expenses	JE	31049614	6/29/2012	84.44
40112000	Res Sales Unbilled	JE	31049595	6/30/2012	(2,354,272.16)
40112000	Res Sales Unbilled	JE	12120608	6/30/2012	(258,807.83)
40121000	Com Sales Billed	JE	166	6/30/2012	7,495.47
40121000	Com Sales Billed	JE	166	6/30/2012	122.96
40122000	Com Sales Unbilled	JE	31049595	6/30/2012	(1,182,326.06)
40122000	Com Sales Unbilled	JE	12120608	6/30/2012	(150,985.01)
40132000	Ind Sales Unbilled	JE	31049595	6/30/2012	(111,378.19)
40152000	Publ Auth Unbilled	JE	31049595	6/30/2012	(336,251.29)
40152000	Publ Auth Unbilled	JE	12120608	6/30/2012	(45,298.35)
40161050	SlS/Rsle Billed I/C	JE	305	6/30/2012	(1,244.35)
40161050	SlS/Rsle Billed I/C	JE	305	6/30/2012	(1,869.44)
40162000	SalesforRsle Unbilld	JE	31049595	6/30/2012	(139,533.98)
40211000	Dom WW Svc Billed	JE	31071800	6/30/2012	(77.21)
40211000	Dom WW Svc Billed	JE	31071800	6/30/2012	(14.49)
40221000	Com WW Svc Billed	JE	31071800	6/30/2012	5.86
40221000	Com WW Svc Billed	JE	31071800	6/30/2012	(5.86)
40221000	Com WW Svc Billed	JE	31071800	6/30/2012	(6,295.08)
40221000	Com WW Svc Billed	JE	31071800	6/30/2012	(476.62)
40222000	Com WW Svc Unbilled	JE	166	6/30/2012	5,463.99
40310250	OthRev-Rent I/C	JE	12120604	6/30/2012	(28,858.24)
40310300	OthRev-CFO	JE	50	6/30/2012	(73,118.19)
40310300	OthRev-CFO	JE	50	6/30/2012	(27,255.81)
40310300	OthRev-CFO	JE	50	6/30/2012	(186.44)
40310300	OthRev-CFO	JE	50	6/30/2012	(36,199.84)
50171600	Comp Exp-Options	JE	31071452	6/30/2012	2,109.00
50171800	Comp Exp-RSU's	JE	31071452	6/30/2012	4,653.00
50423000	ESPP Expense	JE	31071458	6/30/2012	812.84
50451000	Employee Awards	CC	31064162	6/30/2012	53.00
50457000	Training	CC	31059570	6/30/2012	39.00
50457000	Training	CC	31065383	6/30/2012	440.90
50510000	PBOP Expense	JR	2001	6/30/2012	70,420.00
50510000	PBOP Expense	JR	2007	6/30/2012	492.94
50510000	PBOP Expense	JR	2007	6/30/2012	(492.94)
50510000	PBOP Expense	JE	105	6/30/2012	(3,765.50)
50550000	Group Insur Expense	JE	31024661	6/30/2012	1,210.81
50550000	Group Insur Expense	JE	31024661	6/30/2012	(1,210.81)
50550000	Group Insur Expense	JE	31049814	6/30/2012	(9,311.34)
50610000	Pension Expense	JR	2002	6/30/2012	101,561.08

Kentucky American Water Company  
Case No. 2012-00520  
Response to PSC DR1, Item 31

Account	Description	Doc Type	Document Number	Posting Date	Amount
50610000	Pension Expense	JR	2007	6/30/2012	710.93
50610000	Pension Expense	JR	2007	6/30/2012	(710.93)
51010000	Purchased Water	CC	31064850	6/30/2012	1,268.26
51010000	Purchased Water	JE	205	6/30/2012	25,947.20
51010000	Purchased Water	JE	205	6/30/2012	4,135.00
51010000	Purchased Water	JE	205	6/30/2012	12,986.00
51010000	Purchased Water	JE	205	6/30/2012	1,812.00
51015000	Purchased Water I/C	JE	305	6/30/2012	1,244.35
51015000	Purchased Water I/C	JE	305	6/30/2012	1,869.44
51110000	Waste Disposal	JR	200	6/30/2012	5,333.33
51110000	Waste Disposal	JR	201	6/30/2012	3,000.00
51110000	Waste Disposal	JE	155	6/30/2012	2,290.50
51110000	Waste Disposal	JE	156	6/30/2012	533.92
51120000	Amort Waste Disposal	JR	1100	6/30/2012	8,333.33
51510012	Purchased Power P	JE	155	6/30/2012	31,116.07
51510012	Purchased Power P	JE	155	6/30/2012	3,228.30
51510012	Purchased Power P	JE	155	6/30/2012	204.73
51510012	Purchased Power P	JE	155	6/30/2012	690.56
51510012	Purchased Power P	JE	157	6/30/2012	6,429.77
51510012	Purchased Power P	JE	157	6/30/2012	15,160.11
51510012	Purchased Power P	JE	156	6/30/2012	7,253.16
51510012	Purchased Power P	JE	156	6/30/2012	752.52
51510012	Purchased Power P	JE	156	6/30/2012	47.72
51510012	Purchased Power P	JE	156	6/30/2012	160.97
51510013	Purchased Power WT	JE	155	6/30/2012	238,497.12
51510013	Purchased Power WT	JE	155	6/30/2012	23,282.10
51510013	Purchased Power WT	JE	155	6/30/2012	44,716.84
51510013	Purchased Power WT	JE	155	6/30/2012	9,812.14
51510013	Purchased Power WT	JE	155	6/30/2012	1,807.74
51510013	Purchased Power WT	JE	157	6/30/2012	2,286.98
51510013	Purchased Power WT	JE	157	6/30/2012	3,003.78
51510013	Purchased Power WT	JE	156	6/30/2012	55,593.68
51510013	Purchased Power WT	JE	156	6/30/2012	5,427.06
51510013	Purchased Power WT	JE	156	6/30/2012	10,423.50
51510013	Purchased Power WT	JE	156	6/30/2012	2,287.21
51510013	Purchased Power WT	JE	156	6/30/2012	421.38
51510014	Purchased Power TD	JE	155	6/30/2012	10.22
51510014	Purchased Power TD	JE	155	6/30/2012	336.12
51510014	Purchased Power TD	JE	156	6/30/2012	2.38
51510014	Purchased Power TD	JE	156	6/30/2012	78.35
51800000	Chemicals	JE	600	6/30/2012	7,446.20
52001300	M&S Oper WT	CC	31056771	6/30/2012	243.49
52001300	M&S Oper WT	CC	31058248	6/30/2012	58.75
52001300	M&S Oper WT	CC	31058815	6/30/2012	121.91
52001300	M&S Oper WT	CC	31058865	6/30/2012	58.25
52001300	M&S Oper WT	CC	31059327	6/30/2012	909.77
52001300	M&S Oper WT	CC	31059496	6/30/2012	33.01
52001300	M&S Oper WT	CC	31059497	6/30/2012	55.91
52001300	M&S Oper WT	CC	31059583	6/30/2012	8.54
52001300	M&S Oper WT	CC	31060012	6/30/2012	106.95
52001300	M&S Oper WT	CC	31060934	6/30/2012	308.65
52001300	M&S Oper WT	CC	31061415	6/30/2012	21.13
52001300	M&S Oper WT	CC	31061903	6/30/2012	8.54
52001300	M&S Oper WT	CC	31062722	6/30/2012	172.19
52001300	M&S Oper WT	CC	31062759	6/30/2012	1,157.18
52001300	M&S Oper WT	CC	31062847	6/30/2012	35.00
52001300	M&S Oper WT	CC	31062848	6/30/2012	74.73
52001300	M&S Oper WT	CC	31063319	6/30/2012	126.13
52001300	M&S Oper WT	CC	31063349	6/30/2012	197.92
52001300	M&S Oper WT	CC	31063942	6/30/2012	16.00
52001300	M&S Oper WT	CC	31063944	6/30/2012	35.65
52001300	M&S Oper WT	CC	31064242	6/30/2012	33.00
52001300	M&S Oper WT	CC	31065145	6/30/2012	8.54
52001300	M&S Oper WT	CC	31065148	6/30/2012	182.50
52001300	M&S Oper WT	CC	31065155	6/30/2012	19.30
52001300	M&S Oper WT	CC	31065156	6/30/2012	31.65
52001300	M&S Oper WT	CC	31065157	6/30/2012	127.12
52001300	M&S Oper WT	CC	31065242	6/30/2012	50.71
52001300	M&S Oper WT	CC	31065690	6/30/2012	263.49
52001300	M&S Oper WT	CC	31066697	6/30/2012	188.89
52001300	M&S Oper WT	CC	31066872	6/30/2012	54.85
52001300	M&S Oper WT	CC	31066932	6/30/2012	124.19
52001300	M&S Oper WT	CC	31067278	6/30/2012	14.25
52001300	M&S Oper WT	CC	31067279	6/30/2012	23.66
52001300	M&S Oper WT	CC	31067841	6/30/2012	16.13
52001300	M&S Oper WT	CC	31067971	6/30/2012	25.14
52001300	M&S Oper WT	CC	31068240	6/30/2012	8.54

Kentucky American Water Company  
Case No. 2012-00520  
Response to PSC DR1, Item 31

Account	Description	Doc Type	Document Number	Posting Date	Amount
52001300	M&S Oper WT	CC	31068543	6/30/2012	56.71
52001300	M&S Oper WT	CC	31068544	6/30/2012	73.73
52001300	M&S Oper WT	CC	31068929	6/30/2012	8.75
52001300	M&S Oper WT	CC	31069177	6/30/2012	73.42
52001400	M&S Oper TD	CC	31050164	6/30/2012	105.79
52001400	M&S Oper TD	CC	31050249	6/30/2012	197.37
52001400	M&S Oper TD	CC	31050296	6/30/2012	10.00
52001400	M&S Oper TD	CC	31050296	6/30/2012	10.00
52001400	M&S Oper TD	CC	31050559	6/30/2012	33.78
52001400	M&S Oper TD	CC	31050651	6/30/2012	2,065.94
52001400	M&S Oper TD	CC	31050671	6/30/2012	43.85
52001400	M&S Oper TD	CC	31050729	6/30/2012	325.36
52001400	M&S Oper TD	CC	31050760	6/30/2012	58.27
52001400	M&S Oper TD	CC	31051315	6/30/2012	200.00
52001400	M&S Oper TD	CC	31051606	6/30/2012	242.39
52001400	M&S Oper TD	CC	31051607	6/30/2012	573.23
52001400	M&S Oper TD	CC	31051608	6/30/2012	364.13
52001400	M&S Oper TD	CC	31051858	6/30/2012	177.64
52001400	M&S Oper TD	CC	31052082	6/30/2012	150.00
52001400	M&S Oper TD	CC	31052441	6/30/2012	207.80
52001400	M&S Oper TD	CC	31052739	6/30/2012	59.36
52001400	M&S Oper TD	CC	31052921	6/30/2012	36.25
52001400	M&S Oper TD	CC	31052939	6/30/2012	304.45
52001400	M&S Oper TD	CC	31055582	6/30/2012	63.49
52001400	M&S Oper TD	CC	31055997	6/30/2012	128.73
52001400	M&S Oper TD	CC	31056154	6/30/2012	63.57
52001400	M&S Oper TD	CC	31056155	6/30/2012	(10.60)
52001400	M&S Oper TD	CC	31056566	6/30/2012	60.00
52001400	M&S Oper TD	CC	31060735	6/30/2012	10.00
52001400	M&S Oper TD	CC	31061365	6/30/2012	17.70
52001400	M&S Oper TD	CC	31061452	6/30/2012	346.09
52001400	M&S Oper TD	CC	31061843	6/30/2012	4.27
52001400	M&S Oper TD	CC	31063681	6/30/2012	115.37
52001400	M&S Oper TD	CC	31064167	6/30/2012	138.75
52001400	M&S Oper TD	CC	31064168	6/30/2012	126.03
52001400	M&S Oper TD	CC	31065284	6/30/2012	4.27
52001400	M&S Oper TD	CC	31065382	6/30/2012	63.54
52001400	M&S Oper TD	CC	31065592	6/30/2012	48.55
52001400	M&S Oper TD	CC	31065690	6/30/2012	181.64
52001400	M&S Oper TD	CC	31066086	6/30/2012	2.40
52001400	M&S Oper TD	CC	31066700	6/30/2012	31.67
52001400	M&S Oper TD	CC	31066872	6/30/2012	247.10
52001400	M&S Oper TD	CC	31066933	6/30/2012	10.00
52001400	M&S Oper TD	CC	31067321	6/30/2012	316.69
52001400	M&S Oper TD	CC	31067832	6/30/2012	70.95
52001400	M&S Oper TD	CC	31068154	6/30/2012	4.27
52001400	M&S Oper TD	CC	31068594	6/30/2012	40.26
52001400	M&S Oper TD	CC	31069135	6/30/2012	63.91
52001400	M&S Oper TD	CC	31069836	6/30/2012	270.40
52001400	M&S Oper TD	CC	31070776	6/30/2012	159.00
52001400	M&S Oper TD	JE	160	6/30/2012	645.53
52001600	M&S Oper AG	CC	31055884	6/30/2012	30.15
52001600	M&S Oper AG	CC	31056420	6/30/2012	31.67
52001600	M&S Oper AG	CC	31058262	6/30/2012	38.13
52001600	M&S Oper AG	CC	31063381	6/30/2012	30.93
52001600	M&S Oper AG	CC	31066640	6/30/2012	14.77
52001600	M&S Oper AG	CC	31069618	6/30/2012	208.53
52001600	M&S Oper AG	JE	160	6/30/2012	1,075.13
52501300	Misc Oper WT	CC	31058246	6/30/2012	60.63
52501300	Misc Oper WT	CC	31064103	6/30/2012	152.64
52501300	Misc Oper WT	CC	31065286	6/30/2012	23.73
52501300	Misc Oper WT	CC	31065287	6/30/2012	(5.99)
52501300	Misc Oper WT	CC	31065288	6/30/2012	3.18
52501300	Misc Oper WT	CC	31067799	6/30/2012	78.33
52501300	Misc Oper WT	CC	31067846	6/30/2012	149.35
52501300	Misc Oper WT	CC	31067847	6/30/2012	60.63
52501300	Misc Oper WT	CC	31068542	6/30/2012	51.59
52501300	Misc Oper WT	CC	31068927	6/30/2012	19.43
52501300	Misc Oper WT	CC	31069173	6/30/2012	14.41
52501300	Misc Oper WT	CC	31069174	6/30/2012	19.08
52501300	Misc Oper WT	CC	31069175	6/30/2012	14.98
52501300	Misc Oper WT	CC	31069176	6/30/2012	176.64
52501300	Misc Oper WT	CC	31069178	6/30/2012	55.99
52501300	Misc Oper WT	CC	31069592	6/30/2012	34.95
52501300	Misc Oper WT	CC	31070968	6/30/2012	7.41
52501400	Misc Oper TD	CC	31050068	6/30/2012	111.30
52501400	Misc Oper TD	CC	31050202	6/30/2012	111.30

Kentucky American Water Company  
Case No. 2012-00520  
Response to PSC DR1, Item 31

Account	Description	Doc Type	Document Number	Posting Date	Amount
52501400	Misc Oper TD	CC	31050283	6/30/2012	148.39
52501400	Misc Oper TD	CC	31050358	6/30/2012	111.30
52501400	Misc Oper TD	CC	31050465	6/30/2012	105.88
52501400	Misc Oper TD	CC	31050727	6/30/2012	105.99
52501400	Misc Oper TD	CC	31051710	6/30/2012	374.00
52501400	Misc Oper TD	CC	31052207	6/30/2012	95.39
52501400	Misc Oper TD	CC	31053845	6/30/2012	70.89
52501400	Misc Oper TD	CC	31054165	6/30/2012	111.30
52501400	Misc Oper TD	CC	31054589	6/30/2012	(39.19)
52501400	Misc Oper TD	CC	31054590	6/30/2012	37.07
52501400	Misc Oper TD	CC	31055223	6/30/2012	111.30
52501400	Misc Oper TD	CC	31055375	6/30/2012	54.74
52501400	Misc Oper TD	CC	31056008	6/30/2012	104.93
52501400	Misc Oper TD	CC	31061377	6/30/2012	109.70
52501400	Misc Oper TD	CC	31063290	6/30/2012	17.07
52501400	Misc Oper TD	CC	31064822	6/30/2012	32.10
52501400	Misc Oper TD	CC	31066641	6/30/2012	69.64
52501400	Misc Oper TD	CC	31067799	6/30/2012	78.34
52501400	Misc Oper TD	CC	31070422	6/30/2012	111.30
52501400	Misc Oper TD	JE	148	6/30/2012	94.54
52501600	Misc Oper AG	CC	31050106	6/30/2012	130.00
52501600	Misc Oper AG	CC	31058000	6/30/2012	75.81
52501600	Misc Oper AG	CC	31058001	6/30/2012	130.52
52501600	Misc Oper AG	CC	31058226	6/30/2012	57.24
52501600	Misc Oper AG	CC	31059026	6/30/2012	146.31
52501600	Misc Oper AG	CC	31059082	6/30/2012	57.24
52501600	Misc Oper AG	CC	31059522	6/30/2012	28.00
52501600	Misc Oper AG	CC	31059584	6/30/2012	67.84
52501600	Misc Oper AG	CC	31059720	6/30/2012	10.00
52501600	Misc Oper AG	CC	31059721	6/30/2012	15.00
52501600	Misc Oper AG	CC	31061414	6/30/2012	8.60
52501600	Misc Oper AG	CC	31067799	6/30/2012	78.33
52501600	Misc Oper AG	JE	160	6/30/2012	18,238.57
52501600	Misc Oper AG	JE	333	6/30/2012	72.29
52501600	Misc Oper AG	JE	335	6/30/2012	72.46
52510015	Bank Svc Charges-CA	JE	141	6/30/2012	17,054.74
52510015	Bank Svc Charges-CA	JE	140	6/30/2012	16,614.70
52514700	Community Partnrshps	CC	31066458	6/30/2012	1,000.00
52515000	Commun Relations-E	CC	31069038	6/30/2012	184.44
52520000	Collection Agencies	JE	316	6/30/2012	3,345.07
52520000	Collection Agencies	JE	334	6/30/2012	2,212.95
52520000	Collection Agencies	JE	334	6/30/2012	228.47
52520000	Collection Agencies	JE	31071459	6/30/2012	(38.13)
52524000	Co Dues/Mmbrshp Ded	JR	200	6/30/2012	307.11
52524000	Co Dues/Mmbrshp Ded	JR	213	6/30/2012	532.11
52524000	Co Dues/Mmbrshp Ded	JE	12120601	6/30/2012	63.75
52524000	Co Dues/Mmbrshp Ded	JR	1209	6/30/2012	439.83
52524000	Co Dues/Mmbrshp Ded	JR	1212	6/30/2012	3,800.50
52524000	Co Dues/Mmbrshp Ded	JE	12120603	6/30/2012	(5,278.00)
52524000	Co Dues/Mmbrshp Ded	JE	12120603	6/30/2012	(2,638.98)
52524000	Co Dues/Mmbrshp Ded	JE	12120603	6/30/2012	2,638.98
52524000	Co Dues/Mmbrshp Ded	JE	12120605	6/30/2012	(10,000.00)
52524000	Co Dues/Mmbrshp Ded	JE	12120605	6/30/2012	4,166.65
52524000	Co Dues/Mmbrshp Ded	CC	31057048	6/30/2012	300.00
52524000	Co Dues/Mmbrshp Ded	CC	31058868	6/30/2012	450.00
52526100	Credit Line Fees I/C	JE	129	6/30/2012	5,117.02
52526100	Credit Line Fees I/C	JE	125	6/30/2012	2,274.38
52532013	Electricity WT	JE	155	6/30/2012	75.18
52532013	Electricity WT	JE	155	6/30/2012	48.61
52532013	Electricity WT	JE	155	6/30/2012	24.90
52532013	Electricity WT	JE	156	6/30/2012	17.52
52532013	Electricity WT	JE	156	6/30/2012	11.33
52532013	Electricity WT	JE	156	6/30/2012	5.80
52532014	Electricity TD	JE	155	6/30/2012	3,656.35
52532014	Electricity TD	JE	155	6/30/2012	736.91
52532014	Electricity TD	JE	155	6/30/2012	858.16
52532014	Electricity TD	CC	31058264	6/30/2012	45.16
52532014	Electricity TD	CC	31058265	6/30/2012	98.85
52532014	Electricity TD	JE	156	6/30/2012	852.30
52532014	Electricity TD	JE	156	6/30/2012	358.07
52532016	Electricity AG	JE	155	6/30/2012	5,939.00
52532016	Electricity AG	JE	155	6/30/2012	135.66
52532016	Electricity AG	JE	156	6/30/2012	1,384.38
52532016	Electricity AG	JE	156	6/30/2012	31.62
52534000	Employee Expenses	CC	31050308	6/30/2012	26.00
52534000	Employee Expenses	CC	31050310	6/30/2012	234.46
52534000	Employee Expenses	CC	31050756	6/30/2012	234.46

Kentucky American Water Company  
Case No. 2012-00520  
Response to PSC DR1, Item 31

Account	Description	Doc Type	Document Number	Posting Date	Amount
52534000	Employee Expenses	CC	31051332	6/30/2012	7.00
52534000	Employee Expenses	CC	31052022	6/30/2012	5.00
52534000	Employee Expenses	CC	31052023	6/30/2012	5.00
52534000	Employee Expenses	CC	31052438	6/30/2012	200.15
52534000	Employee Expenses	CC	31052439	6/30/2012	150.01
52534000	Employee Expenses	CC	31052442	6/30/2012	242.80
52534000	Employee Expenses	CC	31054528	6/30/2012	232.14
52534000	Employee Expenses	CC	31054879	6/30/2012	37.15
52534000	Employee Expenses	CC	31056418	6/30/2012	57.64
52534000	Employee Expenses	CC	31056419	6/30/2012	60.00
52534000	Employee Expenses	CC	31056422	6/30/2012	5.00
52534000	Employee Expenses	CC	31056424	6/30/2012	987.22
52534000	Employee Expenses	CC	31056492	6/30/2012	495.00
52534000	Employee Expenses	CC	31057047	6/30/2012	14.00
52534000	Employee Expenses	CC	31057270	6/30/2012	70.44
52534000	Employee Expenses	CC	31057985	6/30/2012	5.00
52534000	Employee Expenses	CC	31057986	6/30/2012	565.20
52534000	Employee Expenses	CC	31057987	6/30/2012	5.00
52534000	Employee Expenses	CC	31058207	6/30/2012	755.71
52534000	Employee Expenses	CC	31058218	6/30/2012	111.99
52534000	Employee Expenses	CC	31058224	6/30/2012	111.99
52534000	Employee Expenses	CC	31058225	6/30/2012	111.99
52534000	Employee Expenses	CC	31058249	6/30/2012	76.00
52534000	Employee Expenses	CC	31058257	6/30/2012	1,359.47
52534000	Employee Expenses	CC	31058258	6/30/2012	408.51
52534000	Employee Expenses	CC	31058259	6/30/2012	60.00
52534000	Employee Expenses	CC	31058266	6/30/2012	14.00
52534000	Employee Expenses	CC	31058869	6/30/2012	833.20
52534000	Employee Expenses	CC	31058870	6/30/2012	25.00
52534000	Employee Expenses	CC	31060977	6/30/2012	7.00
52534000	Employee Expenses	CC	31061883	6/30/2012	325.00
52534000	Employee Expenses	CC	31062279	6/30/2012	50.00
52534000	Employee Expenses	CC	31063966	6/30/2012	935.20
52534000	Employee Expenses	CC	31066090	6/30/2012	45.24
52534000	Employee Expenses	CC	31066094	6/30/2012	41.00
52534000	Employee Expenses	CC	31066455	6/30/2012	650.00
52534000	Employee Expenses	CC	31066459	6/30/2012	2.00
52534000	Employee Expenses	CC	31068481	6/30/2012	113.74
52534000	Employee Expenses	CC	31069031	6/30/2012	108.10
52534000	Employee Expenses	JE	31071303	6/30/2012	16,568.80
52534200	Conferences & Reg	J1	99061202	6/30/2012	(811.50)
52534200	Conferences & Reg	JR	215	6/30/2012	54.10
52534200	Conferences & Reg	CC	31057466	6/30/2012	510.00
52534200	Conferences & Reg	CC	31058227	6/30/2012	325.00
52534200	Conferences & Reg	CC	31064395	6/30/2012	20.00
52534200	Conferences & Reg	CC	31066639	6/30/2012	79.00
52534200	Conferences & Reg	CC	31067335	6/30/2012	199.00
52535000	Meals Deductible	CC	31050103	6/30/2012	17.00
52535000	Meals Deductible	CC	31050201	6/30/2012	21.17
52535000	Meals Deductible	CC	31050241	6/30/2012	111.57
52535000	Meals Deductible	CC	31050244	6/30/2012	25.31
52535000	Meals Deductible	CC	31050309	6/30/2012	6.95
52535000	Meals Deductible	CC	31050507	6/30/2012	19.31
52535000	Meals Deductible	CC	31050655	6/30/2012	9.27
52535000	Meals Deductible	CC	31051042	6/30/2012	21.56
52535000	Meals Deductible	CC	31051101	6/30/2012	2.86
52535000	Meals Deductible	CC	31051264	6/30/2012	2.39
52535000	Meals Deductible	CC	31051331	6/30/2012	10.34
52535000	Meals Deductible	CC	31051445	6/30/2012	10.60
52535000	Meals Deductible	CC	31052021	6/30/2012	2.39
52535000	Meals Deductible	CC	31052273	6/30/2012	6.56
52535000	Meals Deductible	CC	31052284	6/30/2012	108.89
52535000	Meals Deductible	CC	31052286	6/30/2012	514.49
52535000	Meals Deductible	CC	31052405	6/30/2012	29.48
52535000	Meals Deductible	CC	31052440	6/30/2012	14.79
52535000	Meals Deductible	CC	31053084	6/30/2012	16.71
52535000	Meals Deductible	CC	31053210	6/30/2012	10.00
52535000	Meals Deductible	CC	31053334	6/30/2012	8.76
52535000	Meals Deductible	CC	31053387	6/30/2012	16.07
52535000	Meals Deductible	CC	31053601	6/30/2012	9.53
52535000	Meals Deductible	CC	31053660	6/30/2012	41.78
52535000	Meals Deductible	CC	31053818	6/30/2012	9.14
52535000	Meals Deductible	CC	31053843	6/30/2012	10.00
52535000	Meals Deductible	CC	31053961	6/30/2012	3.18
52535000	Meals Deductible	CC	31054043	6/30/2012	8.05
52535000	Meals Deductible	CC	31054044	6/30/2012	9.06
52535000	Meals Deductible	CC	31054045	6/30/2012	9.06



Kentucky American Water Company  
Case No. 2012-00520  
Response to PSC DR1, Item 31

Account	Description	Doc Type	Document Number	Posting Date	Amount
52535000	Meals Deductible	CC	31054449	6/30/2012	10.00
52535000	Meals Deductible	CC	31054494	6/30/2012	19.35
52535000	Meals Deductible	CC	31054538	6/30/2012	10.00
52535000	Meals Deductible	CC	31054591	6/30/2012	8.46
52535000	Meals Deductible	CC	31054759	6/30/2012	10.00
52535000	Meals Deductible	CC	31054862	6/30/2012	6.35
52535000	Meals Deductible	CC	31054873	6/30/2012	18.97
52535000	Meals Deductible	CC	31055158	6/30/2012	3.62
52535000	Meals Deductible	CC	31055880	6/30/2012	3.76
52535000	Meals Deductible	CC	31055881	6/30/2012	5.17
52535000	Meals Deductible	CC	31055882	6/30/2012	72.46
52535000	Meals Deductible	CC	31056063	6/30/2012	8.47
52535000	Meals Deductible	CC	31056064	6/30/2012	7.60
52535000	Meals Deductible	CC	31056237	6/30/2012	20.50
52535000	Meals Deductible	CC	31056247	6/30/2012	30.67
52535000	Meals Deductible	CC	31056352	6/30/2012	5.94
52535000	Meals Deductible	CC	31056396	6/30/2012	17.34
52535000	Meals Deductible	CC	31056417	6/30/2012	61.07
52535000	Meals Deductible	CC	31056490	6/30/2012	14.27
52535000	Meals Deductible	CC	31056606	6/30/2012	186.24
52535000	Meals Deductible	CC	31056927	6/30/2012	11.00
52535000	Meals Deductible	CC	31056928	6/30/2012	34.54
52535000	Meals Deductible	CC	31057045	6/30/2012	38.50
52535000	Meals Deductible	CC	31057046	6/30/2012	12.29
52535000	Meals Deductible	CC	31057061	6/30/2012	3.18
52535000	Meals Deductible	CC	31057267	6/30/2012	17.40
52535000	Meals Deductible	CC	31057268	6/30/2012	54.41
52535000	Meals Deductible	CC	31057269	6/30/2012	11.58
52535000	Meals Deductible	CC	31057271	6/30/2012	18.66
52535000	Meals Deductible	CC	31057385	6/30/2012	8.25
52535000	Meals Deductible	CC	31057440	6/30/2012	18.82
52535000	Meals Deductible	CC	31057446	6/30/2012	45.18
52535000	Meals Deductible	CC	31057465	6/30/2012	40.39
52535000	Meals Deductible	CC	31057559	6/30/2012	10.67
52535000	Meals Deductible	CC	31057560	6/30/2012	57.00
52535000	Meals Deductible	CC	31057561	6/30/2012	13.20
52535000	Meals Deductible	CC	31057984	6/30/2012	93.85
52535000	Meals Deductible	CC	31058002	6/30/2012	13.99
52535000	Meals Deductible	CC	31058003	6/30/2012	34.66
52535000	Meals Deductible	CC	31058197	6/30/2012	9.12
52535000	Meals Deductible	CC	31058198	6/30/2012	7.52
52535000	Meals Deductible	CC	31058199	6/30/2012	46.74
52535000	Meals Deductible	CC	31058204	6/30/2012	2.37
52535000	Meals Deductible	CC	31058205	6/30/2012	7.21
52535000	Meals Deductible	CC	31058207	6/30/2012	135.95
52535000	Meals Deductible	CC	31058208	6/30/2012	19.31
52535000	Meals Deductible	CC	31058209	6/30/2012	27.27
52535000	Meals Deductible	CC	31058250	6/30/2012	89.71
52535000	Meals Deductible	CC	31058256	6/30/2012	37.25
52535000	Meals Deductible	CC	31058260	6/30/2012	12.15
52535000	Meals Deductible	CC	31058261	6/30/2012	18.80
52535000	Meals Deductible	CC	31058263	6/30/2012	19.55
52535000	Meals Deductible	CC	31058267	6/30/2012	17.78
52535000	Meals Deductible	CC	31058268	6/30/2012	2.48
52535000	Meals Deductible	CC	31058269	6/30/2012	177.34
52535000	Meals Deductible	CC	31058719	6/30/2012	124.16
52535000	Meals Deductible	CC	31058867	6/30/2012	20.99
52535000	Meals Deductible	CC	31058872	6/30/2012	104.06
52535000	Meals Deductible	CC	31059024	6/30/2012	161.11
52535000	Meals Deductible	CC	31059025	6/30/2012	310.00
52535000	Meals Deductible	CC	31059125	6/30/2012	7.93
52535000	Meals Deductible	CC	31059571	6/30/2012	48.96
52535000	Meals Deductible	CC	31059582	6/30/2012	16.28
52535000	Meals Deductible	CC	31060173	6/30/2012	172.48
52535000	Meals Deductible	CC	31060273	6/30/2012	43.83
52535000	Meals Deductible	CC	31060420	6/30/2012	14.76
52535000	Meals Deductible	CC	31060891	6/30/2012	19.46
52535000	Meals Deductible	CC	31061310	6/30/2012	190.84
52535000	Meals Deductible	CC	31061342	6/30/2012	13.19
52535000	Meals Deductible	CC	31061719	6/30/2012	9.51
52535000	Meals Deductible	CC	31061778	6/30/2012	10.88
52535000	Meals Deductible	CC	31062270	6/30/2012	30.00
52535000	Meals Deductible	CC	31062280	6/30/2012	6.10
52535000	Meals Deductible	CC	31062377	6/30/2012	33.90
52535000	Meals Deductible	CC	31062378	6/30/2012	9.52
52535000	Meals Deductible	CC	31062471	6/30/2012	10.00
52535000	Meals Deductible	CC	31062512	6/30/2012	21.51

Kentucky American Water Company  
Case No. 2012-00520  
Response to PSC DR1, Item 31

Account	Description	Doc Type	Document Number	Posting Date	Amount
52535000	Meals Deductible	CC	31062747	6/30/2012	17.67
52535000	Meals Deductible	CC	31063137	6/30/2012	51.60
52535000	Meals Deductible	CC	31063324	6/30/2012	(20.19)
52535000	Meals Deductible	CC	31063325	6/30/2012	20.19
52535000	Meals Deductible	CC	31063342	6/30/2012	10.00
52535000	Meals Deductible	CC	31063383	6/30/2012	289.26
52535000	Meals Deductible	CC	31063429	6/30/2012	39.03
52535000	Meals Deductible	CC	31063543	6/30/2012	19.90
52535000	Meals Deductible	CC	31063553	6/30/2012	24.34
52535000	Meals Deductible	CC	31063769	6/30/2012	34.50
52535000	Meals Deductible	CC	31064197	6/30/2012	9.81
52535000	Meals Deductible	CC	31064363	6/30/2012	2.43
52535000	Meals Deductible	CC	31064394	6/30/2012	12.11
52535000	Meals Deductible	CC	31064396	6/30/2012	7.00
52535000	Meals Deductible	CC	31064463	6/30/2012	68.12
52535000	Meals Deductible	CC	31064851	6/30/2012	18.73
52535000	Meals Deductible	CC	31064852	6/30/2012	369.26
52535000	Meals Deductible	CC	31065147	6/30/2012	8.42
52535000	Meals Deductible	CC	31065240	6/30/2012	26.55
52535000	Meals Deductible	CC	31065805	6/30/2012	9.22
52535000	Meals Deductible	CC	31066085	6/30/2012	75.96
52535000	Meals Deductible	CC	31066087	6/30/2012	122.00
52535000	Meals Deductible	CC	31066095	6/30/2012	11.72
52535000	Meals Deductible	CC	31066643	6/30/2012	24.34
52535000	Meals Deductible	CC	31066931	6/30/2012	15.66
52535000	Meals Deductible	CC	31067906	6/30/2012	62.46
52535000	Meals Deductible	CC	31068242	6/30/2012	58.76
52535000	Meals Deductible	CC	31068333	6/30/2012	31.97
52535000	Meals Deductible	CC	31068334	6/30/2012	41.68
52535000	Meals Deductible	CC	31068479	6/30/2012	10.30
52535000	Meals Deductible	CC	31068480	6/30/2012	24.52
52535000	Meals Deductible	CC	31068486	6/30/2012	102.11
52535000	Meals Deductible	CC	31068593	6/30/2012	487.39
52535000	Meals Deductible	CC	31069030	6/30/2012	9.95
52535000	Meals Deductible	CC	31069119	6/30/2012	6.04
52535000	Meals Deductible	CC	31069134	6/30/2012	6.87
52535000	Meals Deductible	CC	31069509	6/30/2012	113.05
52535000	Meals Deductible	CC	31069510	6/30/2012	8.99
52535000	Meals Deductible	CC	31069788	6/30/2012	35.39
52535000	Meals Deductible	CC	31070424	6/30/2012	9.49
52535000	Meals Deductible	CC	31070571	6/30/2012	26.15
52535000	Meals Deductible	CC	31070601	6/30/2012	162.77
52535000	Meals Deductible	CC	31070713	6/30/2012	7.40
52535000	Meals Deductible	CC	31070775	6/30/2012	39.62
52535000	Meals Deductible	CC	31070953	6/30/2012	6.66
52535000	Meals Deductible	CC	31070966	6/30/2012	29.21
52535000	Meals Deductible	CC	31071088	6/30/2012	35.01
52535000	Meals Deductible	CC	31071091	6/30/2012	10.00
52535000	Meals Deductible	CC	31071152	6/30/2012	3.18
52535000	Meals Deductible	CC	31071164	6/30/2012	9.53
52535000	Meals Deductible	JE	31071303	6/30/2012	16,568.81
52535100	Meals Nondeductible	CC	31055910	6/30/2012	5.00
52542015	Forms CA	JE	300	6/30/2012	16,682.08
52548014	Heating Oil/Gas TD	JE	155	6/30/2012	440.18
52548014	Heating Oil/Gas TD	JE	155	6/30/2012	11.76
52548014	Heating Oil/Gas TD	JE	156	6/30/2012	102.61
52548014	Heating Oil/Gas TD	JE	156	6/30/2012	2.74
52548016	Heating Oil/Gas AG	JE	155	6/30/2012	1,011.90
52548016	Heating Oil/Gas AG	JE	156	6/30/2012	235.87
52550013	Janitorial WT	CC	31056771	6/30/2012	72.27
52550013	Janitorial WT	CC	31058245	6/30/2012	15.96
52554500	Lab Supplies	CC	31050123	6/30/2012	562.44
52554500	Lab Supplies	CC	31060164	6/30/2012	364.91
52554500	Lab Supplies	CC	31060731	6/30/2012	290.02
52554500	Lab Supplies	CC	31060733	6/30/2012	484.63
52554500	Lab Supplies	CC	31060734	6/30/2012	278.33
52554500	Lab Supplies	CC	31061098	6/30/2012	245.79
52554500	Lab Supplies	CC	31061133	6/30/2012	145.01
52554500	Lab Supplies	CC	31062271	6/30/2012	96.01
52554500	Lab Supplies	CC	31062272	6/30/2012	96.01
52554500	Lab Supplies	CC	31062273	6/30/2012	231.95
52554500	Lab Supplies	CC	31062274	6/30/2012	231.95
52554500	Lab Supplies	CC	31062275	6/30/2012	313.95
52554500	Lab Supplies	CC	31062276	6/30/2012	96.01
52554500	Lab Supplies	CC	31062277	6/30/2012	231.95
52554500	Lab Supplies	CC	31062278	6/30/2012	96.01
52554500	Lab Supplies	CC	31062511	6/30/2012	890.42

Kentucky American Water Company  
Case No. 2012-00520  
Response to PSC DR1, Item 31

Account	Description	Doc Type	Document Number	Posting Date	Amount
52554500	Lab Supplies	CC	31062759	6/30/2012	147.40
52554500	Lab Supplies	CC	31063318	6/30/2012	238.59
52554500	Lab Supplies	CC	31063319	6/30/2012	243.70
52554500	Lab Supplies	CC	31063321	6/30/2012	56.91
52554500	Lab Supplies	CC	31063450	6/30/2012	145.01
52554500	Lab Supplies	CC	31063811	6/30/2012	56.91
52554500	Lab Supplies	CC	31064007	6/30/2012	145.01
52554500	Lab Supplies	CC	31064678	6/30/2012	412.85
52554500	Lab Supplies	CC	31065285	6/30/2012	145.01
52554500	Lab Supplies	CC	31065792	6/30/2012	82.39
52554500	Lab Supplies	CC	31066702	6/30/2012	789.60
52554500	Lab Supplies	CC	31066814	6/30/2012	299.55
52554500	Lab Supplies	CC	31069042	6/30/2012	374.04
52554500	Lab Supplies	CC	31069118	6/30/2012	232.21
52554500	Lab Supplies	CC	31069857	6/30/2012	41.59
52554500	Lab Supplies	CC	31070509	6/30/2012	309.18
52554500	Lab Supplies	CC	31070952	6/30/2012	42.00
52562013	Off&Adm Supplies WT	CC	31058735	6/30/2012	(22.09)
52562013	Off&Adm Supplies WT	CC	31059328	6/30/2012	230.96
52562013	Off&Adm Supplies WT	CC	31060892	6/30/2012	74.89
52562013	Off&Adm Supplies WT	CC	31060934	6/30/2012	201.72
52562013	Off&Adm Supplies WT	CC	31063215	6/30/2012	73.01
52562013	Off&Adm Supplies WT	CC	31067848	6/30/2012	145.62
52562013	Off&Adm Supplies WT	CC	31067970	6/30/2012	134.46
52562013	Off&Adm Supplies WT	CC	31068241	6/30/2012	301.04
52562013	Off&Adm Supplies WT	CC	31068241	6/30/2012	46.11
52562014	Off&Adm Supplies TD	CC	31051314	6/30/2012	10.17
52562014	Off&Adm Supplies TD	CC	31051413	6/30/2012	97.17
52562014	Off&Adm Supplies TD	CC	31051414	6/30/2012	323.68
52562014	Off&Adm Supplies TD	CC	31053529	6/30/2012	587.54
52562014	Off&Adm Supplies TD	CC	31053530	6/30/2012	61.71
52562014	Off&Adm Supplies TD	CC	31054967	6/30/2012	18.54
52562014	Off&Adm Supplies TD	CC	31057049	6/30/2012	344.97
52562014	Off&Adm Supplies TD	CC	31057599	6/30/2012	23.16
52562014	Off&Adm Supplies TD	CC	31061887	6/30/2012	101.11
52562014	Off&Adm Supplies TD	CC	31066935	6/30/2012	10.12
52562014	Off&Adm Supplies TD	CC	31067737	6/30/2012	(148.40)
52562016	Off&Adm Supplies AG	CC	31056421	6/30/2012	172.96
52562016	Off&Adm Supplies AG	CC	31060576	6/30/2012	110.56
52562016	Off&Adm Supplies AG	CC	31061311	6/30/2012	56.14
52562016	Off&Adm Supplies AG	CC	31064243	6/30/2012	45.00
52562513	Overnight Shippng WT	CC	31060732	6/30/2012	411.80
52562516	Overnight Shippng AG	CC	31067322	6/30/2012	8.95
52566015	Postage CA	JE	125	6/30/2012	47,912.16
52566016	Postage AG	CC	31053675	6/30/2012	14.30
52566016	Postage AG	CC	31059770	6/30/2012	14.13
52566016	Postage AG	CC	31063161	6/30/2012	17.25
52566016	Postage AG	JE	160	6/30/2012	4,677.23
52568000	Research & Develop	JR	211	6/30/2012	1,676.51
52568000	Research & Develop	JR	216	6/30/2012	73.70
52571100	Add'l Security Costs	JE	160	6/30/2012	2,668.64
52571100	Add'l Security Costs	JE	160	6/30/2012	2,668.64
52571100	Add'l Security Costs	JE	160	6/30/2012	2,668.64
52571100	Add'l Security Costs	JE	160	6/30/2012	2,506.28
52571100	Add'l Security Costs	JE	600	6/30/2012	10,674.56
52571100	Add'l Security Costs	JE	600	6/30/2012	2,860.80
52571500	Software Licenses	JE	99061201	6/30/2012	490.67
52571500	Software Licenses	JR	208	6/30/2012	1,869.05
52571500	Software Licenses	JR	210	6/30/2012	472.67
52571500	Software Licenses	JR	212	6/30/2012	286.35
52571500	Software Licenses	JR	222	6/30/2012	85.29
52571500	Software Licenses	JR	224	6/30/2012	240.11
52574013	Telephone WT	JE	148	6/30/2012	1,980.63
52574015	Telephone CA	JE	148	6/30/2012	3,868.37
52574016	Telephone AG	JE	148	6/30/2012	13.60
52574016	Telephone AG	JE	148	6/30/2012	0.45
52574016	Telephone AG	JE	148	6/30/2012	1.22
52574016	Telephone AG	JE	148	6/30/2012	114.48
52574016	Telephone AG	JE	148	6/30/2012	45.06
52574016	Telephone AG	JE	148	6/30/2012	449.29
52574016	Telephone AG	JE	148	6/30/2012	1,180.42
52574016	Telephone AG	JE	148	6/30/2012	59.61
52574113	Cell Phone WT	JE	148	6/30/2012	48.60
52574114	Cell Phone TD	JE	148	6/30/2012	4.59
52574114	Cell Phone TD	JE	148	6/30/2012	225.99
52574116	Cell Phone AG	CC	31053097	6/30/2012	31.75
52574116	Cell Phone AG	CC	31053203	6/30/2012	10.58

Kentucky American Water Company  
Case No. 2012-00520  
Response to PSC DR1, Item 31

Account	Description	Doc Type	Document Number	Posting Date	Amount
52574116	Cell Phone AG	CC	31068335	6/30/2012	59.32
52574116	Cell Phone AG	CC	31068358	6/30/2012	44.49
52574116	Cell Phone AG	JE	148	6/30/2012	221.51
52574116	Cell Phone AG	JE	148	6/30/2012	306.75
52574116	Cell Phone AG	JE	148	6/30/2012	57.64
52574116	Cell Phone AG	JE	148	6/30/2012	50.16
52574116	Cell Phone AG	JE	148	6/30/2012	48.80
52574116	Cell Phone AG	JE	148	6/30/2012	715.33
52574116	Cell Phone AG	JE	148	6/30/2012	1,973.11
52574116	Cell Phone AG	JE	148	6/30/2012	279.24
52574116	Cell Phone AG	JE	148	6/30/2012	28.40
52574116	Cell Phone AG	JE	148	6/30/2012	70.53
52574116	Cell Phone AG	JE	148	6/30/2012	57.29
52574116	Cell Phone AG	JE	148	6/30/2012	123.25
52574116	Cell Phone AG	JE	148	6/30/2012	599.30
52578013	Trash Removal WT	CC	31068153	6/30/2012	106.33
52582013	Uniforms WT	CC	31059080	6/30/2012	69.19
52582013	Uniforms WT	CC	31059081	6/30/2012	55.44
52582013	Uniforms WT	CC	31059583	6/30/2012	39.20
52582013	Uniforms WT	CC	31061843	6/30/2012	4.81
52582013	Uniforms WT	CC	31061843	6/30/2012	25.35
52582013	Uniforms WT	CC	31061901	6/30/2012	69.19
52582013	Uniforms WT	CC	31061902	6/30/2012	55.44
52582013	Uniforms WT	CC	31061903	6/30/2012	39.20
52582013	Uniforms WT	CC	31062379	6/30/2012	171.10
52582013	Uniforms WT	CC	31063428	6/30/2012	89.28
52582013	Uniforms WT	CC	31063428	6/30/2012	89.28
52582013	Uniforms WT	CC	31064359	6/30/2012	69.19
52582013	Uniforms WT	CC	31064360	6/30/2012	55.44
52582013	Uniforms WT	CC	31065145	6/30/2012	39.20
52582013	Uniforms WT	CC	31065284	6/30/2012	4.81
52582013	Uniforms WT	CC	31065284	6/30/2012	29.40
52582013	Uniforms WT	CC	31067505	6/30/2012	69.19
52582013	Uniforms WT	CC	31067524	6/30/2012	55.44
52582013	Uniforms WT	CC	31068154	6/30/2012	4.81
52582013	Uniforms WT	CC	31068154	6/30/2012	34.80
52582013	Uniforms WT	CC	31068240	6/30/2012	39.20
52582014	Uniforms TD	CC	31050125	6/30/2012	211.72
52582014	Uniforms TD	CC	31050126	6/30/2012	43.51
52582014	Uniforms TD	CC	31050331	6/30/2012	189.51
52582014	Uniforms TD	CC	31050332	6/30/2012	43.51
52582014	Uniforms TD	CC	31050557	6/30/2012	186.55
52582014	Uniforms TD	CC	31050558	6/30/2012	54.55
52582014	Uniforms TD	CC	31051090	6/30/2012	56.90
52582014	Uniforms TD	CC	31051095	6/30/2012	467.20
52582014	Uniforms TD	CC	31052070	6/30/2012	54.55
52582014	Uniforms TD	CC	31053110	6/30/2012	163.54
52582014	Uniforms TD	CC	31053117	6/30/2012	43.45
52582014	Uniforms TD	CC	31054668	6/30/2012	163.54
52582014	Uniforms TD	CC	31054669	6/30/2012	43.45
52582014	Uniforms TD	CC	31056350	6/30/2012	265.94
52582014	Uniforms TD	CC	31056351	6/30/2012	43.45
52582014	Uniforms TD	CC	31058983	6/30/2012	178.99
52582014	Uniforms TD	CC	31058984	6/30/2012	43.45
52582014	Uniforms TD	CC	31061843	6/30/2012	35.72
52582014	Uniforms TD	CC	31061889	6/30/2012	222.19
52582014	Uniforms TD	CC	31061891	6/30/2012	43.45
52582014	Uniforms TD	CC	31062878	6/30/2012	132.49
52582014	Uniforms TD	CC	31065284	6/30/2012	21.78
52582014	Uniforms TD	CC	31067800	6/30/2012	235.87
52582014	Uniforms TD	CC	31067801	6/30/2012	126.11
52582014	Uniforms TD	CC	31068154	6/30/2012	24.33
52582014	Uniforms TD	CC	31069855	6/30/2012	208.81
52582014	Uniforms TD	CC	31069856	6/30/2012	68.84
52583011	Water & WW SS	JE	160	6/30/2012	4,189.98
53150013	Contr Svc-Other WT	JR	1200	6/30/2012	905.00
53150013	Contr Svc-Other WT	JR	1200	6/30/2012	162.83
53150013	Contr Svc-Other WT	JR	1200	6/30/2012	1,862.92
53150013	Contr Svc-Other WT	JR	1200	6/30/2012	474.17
53150013	Contr Svc-Other WT	JR	1200	6/30/2012	725.92
53150013	Contr Svc-Other WT	JR	1200	6/30/2012	563.58
53150013	Contr Svc-Other WT	JR	1200	6/30/2012	204.33
53150013	Contr Svc-Other WT	CC	31056926	6/30/2012	144.00
53150013	Contr Svc-Other WT	CC	31056926	6/30/2012	144.00
53150013	Contr Svc-Other WT	CC	31065125	6/30/2012	429.84
53150013	Contr Svc-Other WT	CC	31069511	6/30/2012	52.00
53150013	Contr Svc-Other WT	CC	31069718	6/30/2012	421.21

Kentucky American Water Company  
Case No. 2012-00520  
Response to PSC DR1, Item 31

Account	Description	Doc Type	Document Number	Posting Date	Amount
53150013	Contr Svc-Other WT	CC	31069718	6/30/2012	421.21
53150013	Contr Svc-Other WT	CC	31069719	6/30/2012	564.42
53150013	Contr Svc-Other WT	JE	160	6/30/2012	1,000.00
53150013	Contr Svc-Other WT	JE	600	6/30/2012	4,500.00
53150014	Contr Svc-Other TD	CC	31053784	6/30/2012	8.47
53150014	Contr Svc-Other TD	JE	160	6/30/2012	84.00
53150014	Contr Svc-Other TD	JE	160	6/30/2012	8,580.00
53150014	Contr Svc-Other TD	JE	160	6/30/2012	1,347.80
53150014	Contr Svc-Other TD	JE	160	6/30/2012	2,968.56
53150014	Contr Svc-Other TD	JE	600	6/30/2012	4,970.00
53150014	Contr Svc-Other TD	JE	600	6/30/2012	3,018.00
53150015	Contr Svc-Other CA	CC	31050166	6/30/2012	368.88
53150015	Contr Svc-Other CA	CC	31055883	6/30/2012	62.50
53150015	Contr Svc-Other CA	JE	30639	6/30/2012	8,583.00
53150015	Contr Svc-Other CA	JE	148	6/30/2012	720.13
53150016	Contr Svc-Other AG	CC	31050163	6/30/2012	185.00
53150016	Contr Svc-Other AG	CC	31050962	6/30/2012	175.00
53150016	Contr Svc-Other AG	CC	31053098	6/30/2012	10.00
53150016	Contr Svc-Other AG	CC	31058758	6/30/2012	4.79
53150016	Contr Svc-Other AG	CC	31064246	6/30/2012	45.00
53150016	Contr Svc-Other AG	CC	31066698	6/30/2012	70.45
53150016	Contr Svc-Other AG	CC	31067905	6/30/2012	117.90
53150016	Contr Svc-Other AG	JE	99061205	6/30/2012	2,310.00
53150016	Contr Svc-Other AG	JE	877	6/30/2012	5,933.25
53152000	Contr Svc-Lab Testng	CC	31056491	6/30/2012	860.00
53152000	Contr Svc-Lab Testng	CC	31062917	6/30/2012	304.00
53152000	Contr Svc-Lab Testng	CC	31062918	6/30/2012	1,322.00
53152000	Contr Svc-Lab Testng	CC	31069591	6/30/2012	400.00
53154000	Contr Svc-Audit Fees	JR	275	6/30/2012	7,779.00
53154000	Contr Svc-Audit Fees	JE	99061204	6/30/2012	8,047.00
53155000	Contr Svc-Legal	JE	175	6/30/2012	139,313.61
53155000	Contr Svc-Legal	JE	175	6/30/2012	8,896.00
53155000	Contr Svc-Legal	JE	175	6/30/2012	5,213.08
53155000	Contr Svc-Legal	JE	175	6/30/2012	3,625.50
53409999	AWWSC Conversion	JB	31071584	6/30/2012	27,215.91
53409999	AWWSC Conversion	JB	31071584	6/30/2012	14,540.19
53409999	AWWSC Conversion	JB	31071584	6/30/2012	76,833.00
53409999	AWWSC Conversion	JB	31071584	6/30/2012	23,252.46
53409999	AWWSC Conversion	JB	31071584	6/30/2012	1,907.46
53409999	AWWSC Conversion	JB	31071584	6/30/2012	(12,962.70)
53409999	AWWSC Conversion	JB	31071584	6/30/2012	24,731.15
53409999	AWWSC Conversion	JB	31071584	6/30/2012	5,929.38
53409999	AWWSC Conversion	JB	31071584	6/30/2012	592.88
53409999	AWWSC Conversion	JB	31071584	6/30/2012	3,902.31
53409999	AWWSC Conversion	JB	31071584	6/30/2012	2,198.39
53409999	AWWSC Conversion	JB	31071584	6/30/2012	3,768.65
53409999	AWWSC Conversion	JB	31071584	6/30/2012	53,528.86
53409999	AWWSC Conversion	JB	31071584	6/30/2012	157,788.82
53409999	AWWSC Conversion	JB	31071584	6/30/2012	182,440.93
53409999	AWWSC Conversion	JB	31071584	6/30/2012	787.13
53409999	AWWSC Conversion	JB	31071584	6/30/2012	787.13
53409999	AWWSC Conversion	JB	31071584	6/30/2012	787.13
53409999	AWWSC Conversion	JB	31071584	6/30/2012	787.13
53409999	AWWSC Conversion	JB	31071584	6/30/2012	787.13
53409999	AWWSC Conversion	JB	31071584	6/30/2012	787.13
53409999	AWWSC Conversion	JB	31071584	6/30/2012	8,890.57
53409999	AWWSC Conversion	JB	31071584	6/30/2012	17,619.66
53409999	AWWSC Conversion	JB	31071584	6/30/2012	36,576.48
55000014	Trans Oper TD	CC	31052487	6/30/2012	1,269.36
55000014	Trans Oper TD	CC	31054364	6/30/2012	6.99
55000014	Trans Oper TD	CC	31055376	6/30/2012	48.91
55000014	Trans Oper TD	CC	31059303	6/30/2012	126.25
55000014	Trans Oper TD	CC	31069469	6/30/2012	44.49
55000016	Trans Oper AG	CC	31050124	6/30/2012	26.00
55000016	Trans Oper AG	CC	31050162	6/30/2012	12.13
55000016	Trans Oper AG	CC	31050328	6/30/2012	14.99
55000016	Trans Oper AG	CC	31050536	6/30/2012	539.95
55000016	Trans Oper AG	CC	31050537	6/30/2012	14.99
55000016	Trans Oper AG	CC	31050652	6/30/2012	14.99
55000016	Trans Oper AG	CC	31050826	6/30/2012	14.99
55000016	Trans Oper AG	CC	31050827	6/30/2012	10.00
55000016	Trans Oper AG	CC	31050851	6/30/2012	33.29
55000016	Trans Oper AG	CC	31051363	6/30/2012	10.00
55000016	Trans Oper AG	CC	31051764	6/30/2012	127.19
55000016	Trans Oper AG	CC	31051931	6/30/2012	14.99
55000016	Trans Oper AG	CC	31052206	6/30/2012	14.99
55000016	Trans Oper AG	CC	31052551	6/30/2012	7.41
55000016	Trans Oper AG	CC	31052922	6/30/2012	72.25

Kentucky American Water Company  
Case No. 2012-00520  
Response to PSC DR1, Item 31

Account	Description	Doc Type	Document Number	Posting Date	Amount
55000016	Trans Oper AG	CC	31053209	6/30/2012	30.77
55000016	Trans Oper AG	CC	31053445	6/30/2012	14.99
55000016	Trans Oper AG	CC	31053506	6/30/2012	16.12
55000016	Trans Oper AG	CC	31053600	6/30/2012	14.99
55000016	Trans Oper AG	CC	31053844	6/30/2012	4.05
55000016	Trans Oper AG	CC	31053962	6/30/2012	350.00
55000016	Trans Oper AG	CC	31054803	6/30/2012	15.79
55000016	Trans Oper AG	CC	31054804	6/30/2012	203.65
55000016	Trans Oper AG	CC	31054861	6/30/2012	26.50
55000016	Trans Oper AG	CC	31054880	6/30/2012	10.00
55000016	Trans Oper AG	CC	31054933	6/30/2012	12.00
55000016	Trans Oper AG	CC	31056156	6/30/2012	8.00
55000016	Trans Oper AG	CC	31056157	6/30/2012	14.99
55000016	Trans Oper AG	CC	31056294	6/30/2012	5.70
55000016	Trans Oper AG	CC	31056423	6/30/2012	50.00
55000016	Trans Oper AG	CC	31056515	6/30/2012	30.12
55000016	Trans Oper AG	CC	31057386	6/30/2012	14.99
55000016	Trans Oper AG	CC	31057441	6/30/2012	283.03
55000016	Trans Oper AG	CC	31057999	6/30/2012	14.99
55000016	Trans Oper AG	CC	31058247	6/30/2012	8.00
55000016	Trans Oper AG	CC	31058287	6/30/2012	14.99
55000016	Trans Oper AG	CC	31058288	6/30/2012	10.00
55000016	Trans Oper AG	CC	31058988	6/30/2012	14.99
55000016	Trans Oper AG	CC	31059856	6/30/2012	10.00
55000016	Trans Oper AG	CC	31060242	6/30/2012	14.99
55000016	Trans Oper AG	CC	31060979	6/30/2012	14.99
55000016	Trans Oper AG	CC	31062469	6/30/2012	29.25
55000016	Trans Oper AG	CC	31062749	6/30/2012	14.99
55000016	Trans Oper AG	CC	31063341	6/30/2012	14.99
55000016	Trans Oper AG	CC	31063348	6/30/2012	14.99
55000016	Trans Oper AG	CC	31063627	6/30/2012	13.47
55000016	Trans Oper AG	CC	31063653	6/30/2012	14.99
55000016	Trans Oper AG	CC	31064397	6/30/2012	11.00
55000016	Trans Oper AG	CC	31065154	6/30/2012	8.00
55000016	Trans Oper AG	CC	31065384	6/30/2012	10.00
55000016	Trans Oper AG	CC	31065771	6/30/2012	10.00
55000016	Trans Oper AG	CC	31066093	6/30/2012	33.00
55000016	Trans Oper AG	CC	31066485	6/30/2012	8.00
55000016	Trans Oper AG	CC	31066486	6/30/2012	14.99
55000016	Trans Oper AG	CC	31066663	6/30/2012	382.50
55000016	Trans Oper AG	CC	31066813	6/30/2012	14.99
55000016	Trans Oper AG	CC	31066873	6/30/2012	14.99
55000016	Trans Oper AG	CC	31067386	6/30/2012	18.66
55000016	Trans Oper AG	CC	31067921	6/30/2012	5.57
55000016	Trans Oper AG	CC	31068928	6/30/2012	14.99
55000016	Trans Oper AG	CC	31069032	6/30/2012	21.00
55000016	Trans Oper AG	CC	31069279	6/30/2012	13.55
55000016	Trans Oper AG	CC	31069280	6/30/2012	90.00
55000016	Trans Oper AG	CC	31069508	6/30/2012	7.36
55000016	Trans Oper AG	CC	31070245	6/30/2012	18.00
55000016	Trans Oper AG	CC	31070510	6/30/2012	12.00
55000016	Trans Oper AG	CC	31070574	6/30/2012	22.00
55000016	Trans Oper AG	CC	31070967	6/30/2012	37.59
55000016	Trans Oper AG	CC	31071090	6/30/2012	17.83
55000016	Trans Oper AG	CC	31071163	6/30/2012	4.86
55010200	Trans Lease Fuel	JE	242	6/30/2012	376.81
55010200	Trans Lease Fuel	JE	242	6/30/2012	35.94
55010200	Trans Lease Fuel	JE	242	6/30/2012	3,352.56
55010200	Trans Lease Fuel	JE	242	6/30/2012	140.40
55010200	Trans Lease Fuel	JE	242	6/30/2012	46.00
55010200	Trans Lease Fuel	JE	242	6/30/2012	64.01
55010200	Trans Lease Fuel	JE	242	6/30/2012	444.23
55010200	Trans Lease Fuel	JE	242	6/30/2012	494.90
55010200	Trans Lease Fuel	JE	240	6/30/2012	1,076.59
55010200	Trans Lease Fuel	JE	240	6/30/2012	386.14
55010200	Trans Lease Fuel	JE	240	6/30/2012	17,448.00
55010200	Trans Lease Fuel	JE	240	6/30/2012	425.50
55010200	Trans Lease Fuel	JE	240	6/30/2012	607.49
55010200	Trans Lease Fuel	JE	240	6/30/2012	708.13
55010200	Trans Lease Fuel	JE	240	6/30/2012	505.63
55010200	Trans Lease Fuel	JE	240	6/30/2012	1,568.95
55010200	Trans Lease Fuel	JE	240	6/30/2012	2,774.17
55010200	Trans Lease Fuel	JE	240	6/30/2012	176.60
55010300	Trans Lease Maint	JE	240	6/30/2012	(117.52)
55010300	Trans Lease Maint	JE	240	6/30/2012	222.18
55010300	Trans Lease Maint	JE	240	6/30/2012	(18,229.64)
55010300	Trans Lease Maint	JE	240	6/30/2012	(1,378.48)

Kentucky American Water Company  
Case No. 2012-00520  
Response to PSC DR1, Item 31

Account	Description	Doc Type	Document Number	Posting Date	Amount
55010300	Trans Lease Maint	JE	240	6/30/2012	97.76
55010300	Trans Lease Maint	JE	240	6/30/2012	27.59
55010300	Trans Lease Maint	JE	240	6/30/2012	353.62
55010300	Trans Lease Maint	JE	240	6/30/2012	(246.82)
55010300	Trans Lease Maint	JE	240	6/30/2012	(6,238.63)
55010300	Trans Lease Maint	JE	240	6/30/2012	5.00
55010300	Trans Lease Maint	JE	245	6/30/2012	355.28
55010300	Trans Lease Maint	JE	241	6/30/2012	166.78
55010300	Trans Lease Maint	JE	241	6/30/2012	724.00
55010300	Trans Lease Maint	JE	241	6/30/2012	959.55
55110000	Ins Vehicle	JR	115	6/30/2012	2,949.17
55710000	Ins General Liabilty	JR	101	6/30/2012	209.59
55710000	Ins General Liabilty	JR	102	6/30/2012	231.37
55710000	Ins General Liabilty	JR	107	6/30/2012	151.44
55710000	Ins General Liabilty	JR	109	6/30/2012	532.99
55710000	Ins General Liabilty	JR	111	6/30/2012	17,685.20
55710000	Ins General Liabilty	JR	113	6/30/2012	4,510.47
55710000	Ins General Liabilty	JR	114	6/30/2012	824.99
55710000	Ins General Liabilty	JR	119	6/30/2012	782.78
55710000	Ins General Liabilty	JR	125	6/30/2012	412.95
55710000	Ins General Liabilty	JR	128	6/30/2012	66.42
55710000	Ins General Liabilty	JE	235	6/30/2012	22,843.00
55720000	Ins Work Comp	JR	112	6/30/2012	13,570.32
55720000	Ins Work Comp	JR	2007	6/30/2012	94.99
55720000	Ins Work Comp	JR	2007	6/30/2012	(94.99)
55730000	Ins Other	JR	100	6/30/2012	8.82
55730000	Ins Other	JR	103	6/30/2012	39.60
55730000	Ins Other	JR	104	6/30/2012	55.35
55730000	Ins Other	JR	110	6/30/2012	538.90
55730000	Ins Other	JR	116	6/30/2012	9,561.52
56610000	Reg Exp-Amort	JR	700	6/30/2012	16,565.87
56620000	Reg Exp-Depr Stdy	JR	800	6/30/2012	561.46
56620000	Reg Exp-Depr Stdy	JR	900	6/30/2012	617.21
57010015	Uncoll Accts Exp CA	JE	100	6/30/2012	27,375.26
57010016	Uncoll Accts Exp CA	JE	260	6/30/2012	20,832.12
62002100	M&S Maint SS	CC	31051940	6/30/2012	30.00
62002100	M&S Maint SS	CC	31053240	6/30/2012	14.62
62002100	M&S Maint SS	CC	31055970	6/30/2012	669.02
62002100	M&S Maint SS	CC	31057998	6/30/2012	111.94
62002100	M&S Maint SS	CC	31060978	6/30/2012	60.63
62002100	M&S Maint SS	CC	31061376	6/30/2012	131.51
62002100	M&S Maint SS	CC	31061409	6/30/2012	29.87
62002100	M&S Maint SS	CC	31061904	6/30/2012	263.56
62002100	M&S Maint SS	CC	31062006	6/30/2012	221.49
62002100	M&S Maint SS	CC	31062750	6/30/2012	111.94
62002100	M&S Maint SS	CC	31066483	6/30/2012	87.15
62002100	M&S Maint SS	CC	31066484	6/30/2012	343.46
62002100	M&S Maint SS	CC	31066699	6/30/2012	10.59
62002100	M&S Maint SS	CC	31066701	6/30/2012	10.59
62002100	M&S Maint SS	CC	31067831	6/30/2012	1.65
62002100	M&S Maint SS	CC	31067908	6/30/2012	160.88
62002100	M&S Maint SS	CC	31068243	6/30/2012	287.43
62002100	M&S Maint SS	CC	31068442	6/30/2012	339.20
62002100	M&S Maint SS	CC	31068931	6/30/2012	192.92
62002100	M&S Maint SS	CC	31069040	6/30/2012	601.64
62002100	M&S Maint SS	CC	31069041	6/30/2012	1,032.14
62002100	M&S Maint SS	CC	31070307	6/30/2012	49.13
62002100	M&S Maint SS	CC	31070921	6/30/2012	269.27
62002100	M&S Maint SS	CC	31070970	6/30/2012	205.11
62002100	M&S Maint SS	JE	160	6/30/2012	576.34
62002300	M&S Maint WT	CC	31050007	6/30/2012	379.89
62002300	M&S Maint WT	CC	31056771	6/30/2012	152.98
62002300	M&S Maint WT	CC	31058672	6/30/2012	129.95
62002300	M&S Maint WT	CC	31059771	6/30/2012	11.43
62002300	M&S Maint WT	CC	31059772	6/30/2012	14.71
62002300	M&S Maint WT	CC	31059773	6/30/2012	322.21
62002300	M&S Maint WT	CC	31059774	6/30/2012	28.58
62002300	M&S Maint WT	CC	31060011	6/30/2012	293.15
62002300	M&S Maint WT	CC	31060013	6/30/2012	107.65
62002300	M&S Maint WT	CC	31060730	6/30/2012	798.00
62002300	M&S Maint WT	CC	31061373	6/30/2012	23.49
62002300	M&S Maint WT	CC	31061374	6/30/2012	212.00
62002300	M&S Maint WT	CC	31062485	6/30/2012	(357.25)
62002300	M&S Maint WT	CC	31062748	6/30/2012	1.30
62002300	M&S Maint WT	CC	31063852	6/30/2012	1,257.86
62002300	M&S Maint WT	CC	31063943	6/30/2012	211.75
62002300	M&S Maint WT	CC	31064628	6/30/2012	72.00

Kentucky American Water Company  
Case No. 2012-00520  
Response to PSC DR1, Item 31

Account	Description	Doc Type	Document Number	Posting Date	Amount
62002300	M&S Maint WT	CC	31064768	6/30/2012	164.99
62002300	M&S Maint WT	CC	31064769	6/30/2012	26.88
62002300	M&S Maint WT	CC	31065158	6/30/2012	48.16
62002300	M&S Maint WT	CC	31065159	6/30/2012	839.26
62002300	M&S Maint WT	CC	31065385	6/30/2012	408.60
62002300	M&S Maint WT	CC	31065386	6/30/2012	34.93
62002300	M&S Maint WT	CC	31066642	6/30/2012	186.56
62002300	M&S Maint WT	CC	31066871	6/30/2012	655.00
62002300	M&S Maint WT	CC	31067277	6/30/2012	980.66
62002300	M&S Maint WT	CC	31067704	6/30/2012	6.99
62002300	M&S Maint WT	CC	31067705	6/30/2012	8.04
62002300	M&S Maint WT	CC	31067853	6/30/2012	266.51
62002300	M&S Maint WT	CC	31067854	6/30/2012	15.81
62002300	M&S Maint WT	CC	31067907	6/30/2012	180.60
62002300	M&S Maint WT	CC	31067908	6/30/2012	160.87
62002300	M&S Maint WT	CC	31067909	6/30/2012	282.85
62002300	M&S Maint WT	CC	31067910	6/30/2012	190.00
62002300	M&S Maint WT	CC	31068338	6/30/2012	21.53
62002300	M&S Maint WT	CC	31068339	6/30/2012	10.74
62002300	M&S Maint WT	CC	31068340	6/30/2012	12.36
62002300	M&S Maint WT	CC	31068518	6/30/2012	6.66
62002300	M&S Maint WT	CC	31068519	6/30/2012	5.56
62002300	M&S Maint WT	CC	31068529	6/30/2012	18.24
62002300	M&S Maint WT	CC	31068926	6/30/2012	114.61
62002300	M&S Maint WT	CC	31068930	6/30/2012	19.86
62002300	M&S Maint WT	CC	31068932	6/30/2012	22.73
62002300	M&S Maint WT	CC	31069033	6/30/2012	17.77
62002300	M&S Maint WT	CC	31069037	6/30/2012	164.40
62002300	M&S Maint WT	CC	31069039	6/30/2012	79.93
62002300	M&S Maint WT	CC	31069438	6/30/2012	14.11
62002300	M&S Maint WT	CC	31069439	6/30/2012	473.32
62002300	M&S Maint WT	CC	31070257	6/30/2012	142.94
62002300	M&S Maint WT	CC	31070281	6/30/2012	15.51
62002300	M&S Maint WT	CC	31070282	6/30/2012	43.94
62002300	M&S Maint WT	CC	31070423	6/30/2012	135.95
62002300	M&S Maint WT	CC	31070919	6/30/2012	73.28
62002300	M&S Maint WT	CC	31070920	6/30/2012	109.77
62002300	M&S Maint WT	CC	31070926	6/30/2012	16.39
62002300	M&S Maint WT	CC	31070969	6/30/2012	171.59
62002300	M&S Maint WT	JE	160	6/30/2012	576.34
62002300	M&S Maint WT	JE	600	6/30/2012	3,000.00
62002400	M&S Maint TD	CC	31050161	6/30/2012	1,222.64
62002400	M&S Maint TD	CC	31060737	6/30/2012	1,278.54
62002400	M&S Maint TD	CC	31065233	6/30/2012	382.94
62002400	M&S Maint TD	JE	160	6/30/2012	1,540.41
62002400	M&S Maint TD	JE	160	6/30/2012	2,474.60
62002400	M&S Maint TD	JE	160	6/30/2012	1,945.50
62002400	M&S Maint TD	JE	160	6/30/2012	2,470.61
62002600	M&S Maint AG	JR	201	6/30/2012	1,878.56
62502300	Misc Maint WT	CC	31061375	6/30/2012	21.18
62502300	Misc Maint WT	CC	31064770	6/30/2012	42.49
62502300	Misc Maint WT	CC	31064771	6/30/2012	324.85
62502400	Misc Maint TD	CC	31055885	6/30/2012	31.80
62502400	Misc Maint TD	CC	31057273	6/30/2012	32.85
62502400	Misc Maint TD	CC	31058304	6/30/2012	656.00
62502600	Misc Maint AG	JR	204	6/30/2012	341.52
62502600	Misc Maint AG	JR	209	6/30/2012	4,190.99
62502600	Misc Maint AG	JR	220	6/30/2012	224.25
62502600	Misc Maint AG	JR	221	6/30/2012	561.20
62502600	Misc Maint AG	JR	225	6/30/2012	281.84
62502600	Misc Maint AG	JE	99061203	6/30/2012	467.66
62502600	Misc Maint AG	JE	30614	6/30/2012	324.34
62502600	Misc Maint AG	JE	160	6/30/2012	1,038.97
62512300	Amort Def Maint WT	JR	600	6/30/2012	3,019.97
62512300	Amort Def Maint WT	JR	606	6/30/2012	1,244.41
62512300	Amort Def Maint WT	JR	607	6/30/2012	1,281.93
62512300	Amort Def Maint WT	JR	609	6/30/2012	1,469.26
62512300	Amort Def Maint WT	JR	611	6/30/2012	1,800.99
62512300	Amort Def Maint WT	JR	613	6/30/2012	382.23
62512300	Amort Def Maint WT	JR	613	6/30/2012	148.44
62512300	Amort Def Maint WT	JR	614	6/30/2012	2,238.71
62512300	Amort Def Maint WT	JR	614	6/30/2012	619.56
62512400	Amort Def Maint TD	JE	12120602	6/30/2012	7,242.69
62512400	Amort Def Maint TD	JE	12120602	6/30/2012	71.14
62512400	Amort Def Maint TD	JE	12120602	6/30/2012	16,959.20
62512400	Amort Def Maint TD	JE	12120602	6/30/2012	5,561.60
62512400	Amort Def Maint TD	JR	600	6/30/2012	5,260.36



Kentucky American Water Company  
Case No. 2012-00520  
Response to PSC DR1, Item 31

Account	Description	Doc Type	Document Number	Posting Date	Amount
62512400	Amort Def Maint TD	JR	608	6/30/2012	2,149.90
62512400	Amort Def Maint TD	JR	610	6/30/2012	416.66
62512400	Amort Def Maint TD	JR	612	6/30/2012	276.13
62512400	Amort Def Maint TD	JR	613	6/30/2012	809.76
62512400	Amort Def Maint TD	JR	613	6/30/2012	189.97
62512400	Amort Def Maint TD	JR	615	6/30/2012	7,172.91
62512400	Amort Def Maint TD	JR	616	6/30/2012	3,590.84
62512400	Amort Def Maint TD	JR	616	6/30/2012	554.38
62512400	Amort Def Maint TD	JR	616	6/30/2012	2,422.70
62512400	Amort Def Maint TD	JR	616	6/30/2012	1,112.32
62520700	Misc Main Pvg/Bckfil	CC	31054529	6/30/2012	225.00
62520700	Misc Main Pvg/Bckfil	JE	160	6/30/2012	1,640.00
62520700	Misc Main Pvg/Bckfil	JE	300	6/30/2012	3,417.85
62520700	Misc Main Pvg/Bckfil	JE	300	6/30/2012	1,317.23
68011000	Depr -UPIS General	JU	30948104	6/30/2012	(26,781.46)
68011000	Depr -UPIS General	DP	31071386	6/30/2012	139.89
68011000	Depr -UPIS General	DP	31071386	6/30/2012	880,383.71
68011000	Depr -UPIS General	DP	31071386	6/30/2012	14,399.55
68011000	Depr -UPIS General	DP	31071386	6/30/2012	7,382.56
68011000	Depr -UPIS General	DP	31071386	6/30/2012	3,664.04
68011000	Depr -UPIS General	DP	31071386	6/30/2012	12,306.95
68011000	Depr -UPIS General	JE	31071528	6/30/2012	5,910.82
68011000	Depr -UPIS General	JE	31071528	6/30/2012	865.56
68011000	Depr -UPIS General	JE	31071528	6/30/2012	22.41
68011000	Depr -UPIS General	JE	31071528	6/30/2012	(8.61)
68011000	Depr -UPIS General	JE	31071528	6/30/2012	2.55
68011000	Depr -UPIS General	JE	31071528	6/30/2012	6.42
68011000	Depr -UPIS General	JE	31071528	6/30/2012	24.11
68011000	Depr -UPIS General	JE	31071528	6/30/2012	66.44
68011000	Depr -UPIS General	JE	31071528	6/30/2012	372.93
68011000	Depr -UPIS General	JE	31071528	6/30/2012	312.74
68011000	Depr -UPIS General	JE	31071528	6/30/2012	26.01
68011000	Depr -UPIS General	JE	31071528	6/30/2012	21.30
68011000	Depr -UPIS General	JE	31071528	6/30/2012	77.59
68011000	Depr -UPIS General	JE	31071528	6/30/2012	302.25
68011000	Depr -UPIS General	JE	31071528	6/30/2012	1.26
68011000	Depr -UPIS General	JE	31071528	6/30/2012	176.83
68011000	Depr -UPIS General	JE	31071528	6/30/2012	18.87
68011000	Depr -UPIS General	JE	31071528	6/30/2012	39.79
68011000	Depr -UPIS General	JE	31071528	6/30/2012	377.54
68011000	Depr -UPIS General	JE	31071528	6/30/2012	8.78
68011000	Depr -UPIS General	JE	31071528	6/30/2012	2,688.75
68011000	Depr -UPIS General	JE	31071528	6/30/2012	161.94
68011000	Depr -UPIS General	JE	31071528	6/30/2012	102.60
68011000	Depr -UPIS General	JE	31071528	6/30/2012	879.68
68011000	Depr -UPIS General	JE	31071528	6/30/2012	96.51
68011000	Depr -UPIS General	JE	31071528	6/30/2012	185.66
68011000	Depr -UPIS General	JE	31071528	6/30/2012	166.69
68011000	Depr -UPIS General	JE	31071528	6/30/2012	526.15
68011000	Depr -UPIS General	JE	31071528	6/30/2012	16.98
68011000	Depr -UPIS General	JE	31071528	6/30/2012	28.12
68011000	Depr -UPIS General	JE	31071528	6/30/2012	7.06
68011000	Depr -UPIS General	JE	31071528	6/30/2012	7.42
68011000	Depr -UPIS General	JE	31071528	6/30/2012	47.32
68011000	Depr -UPIS General	JE	31071528	6/30/2012	408.54
68012000	Depr -Amort CIAC Tx	DP	31071386	6/30/2012	(23,089.50)
68012000	Depr -Amort CIAC Tx	DP	31071386	6/30/2012	(36.28)
68012500	Depr-Amort CIAC Nntx	DP	31071386	6/30/2012	(5,162.84)
68012500	Depr-Amort CIAC Nntx	DP	31071386	6/30/2012	(5,736.16)
68012500	Depr-Amort CIAC Nntx	DP	31071386	6/30/2012	(2,153.22)
68012500	Depr-Amort CIAC Nntx	DP	31071386	6/30/2012	30.80
68012500	Depr-Amort CIAC Nntx	DP	31071386	6/30/2012	(85,759.00)
68012500	Depr-Amort CIAC Nntx	JE	31071528	6/30/2012	(37.35)
68012500	Depr-Amort CIAC Nntx	JE	31071528	6/30/2012	(2,489.84)
68012500	Depr-Amort CIAC Nntx	JE	31071528	6/30/2012	(3,853.97)
68012500	Depr-Amort CIAC Nntx	JE	31071528	6/30/2012	(1,324.57)
68012500	Depr-Amort CIAC Nntx	JE	31071528	6/30/2012	(169.27)
68012500	Depr-Amort CIAC Nntx	JE	31071528	6/30/2012	(288.14)
68012500	Depr-Amort CIAC Nntx	JE	31071528	6/30/2012	(13.52)
68012500	Depr-Amort CIAC Nntx	JE	31071528	6/30/2012	(69.23)
68254000	Amort-RegAsset AFUDC	JU	30092822	6/30/2012	11,190.13
68255000	Amort-UPAA	JU	907	6/30/2012	697.33
68255000	Amort-UPAA	JU	30009706	6/30/2012	16.06
68257000	Amort-Prop Losses	JR	100	6/30/2012	4,756.67
68258000	Amort-Reg Asset	JU	30092823	6/30/2012	575.00
68311000	Rem Costs-ARO/NNS	DP	31071386	6/30/2012	163,197.86
68311000	Rem Costs-ARO/NNS	DP	31071386	6/30/2012	2,622.53

Kentucky American Water Company  
Case No. 2012-00520  
Response to PSC DR1, Item 31

Account	Description	Doc Type	Document Number	Posting Date	Amount
68311000	Rem Costs-ARO/NNS	DP	31071386	6/30/2012	2,177.20
68311000	Rem Costs-ARO/NNS	JE	31071528	6/30/2012	293.44
68311000	Rem Costs-ARO/NNS	JE	31071528	6/30/2012	42.97
68311000	Rem Costs-ARO/NNS	JE	31071528	6/30/2012	1.11
68311000	Rem Costs-ARO/NNS	JE	31071528	6/30/2012	(0.86)
68311000	Rem Costs-ARO/NNS	JE	31071528	6/30/2012	1.30
68311000	Rem Costs-ARO/NNS	JE	31071528	6/30/2012	3.68
68311000	Rem Costs-ARO/NNS	JE	31071528	6/30/2012	10.15
68311000	Rem Costs-ARO/NNS	JE	31071528	6/30/2012	56.98
68311000	Rem Costs-ARO/NNS	JE	31071528	6/30/2012	47.78
68311000	Rem Costs-ARO/NNS	JE	31071528	6/30/2012	3.97
68311000	Rem Costs-ARO/NNS	JE	31071528	6/30/2012	3.25
68311000	Rem Costs-ARO/NNS	JE	31071528	6/30/2012	11.86
68311000	Rem Costs-ARO/NNS	JE	31071528	6/30/2012	302.25
68311000	Rem Costs-ARO/NNS	JE	31071528	6/30/2012	0.12
68311000	Rem Costs-ARO/NNS	JE	31071528	6/30/2012	44.58
68311000	Rem Costs-ARO/NNS	JE	31071528	6/30/2012	4.76
68311000	Rem Costs-ARO/NNS	JE	31071528	6/30/2012	(175.02)
68311000	Rem Costs-ARO/NNS	JE	31071528	6/30/2012	(19.20)
68311000	Rem Costs-ARO/NNS	JE	31071528	6/30/2012	(27.68)
68311000	Rem Costs-ARO/NNS	JE	31071528	6/30/2012	(24.85)
68311000	Rem Costs-ARO/NNS	JE	31071528	6/30/2012	(78.92)
68311000	Rem Costs-ARO/NNS	JE	31071528	6/30/2012	(1.12)
68311000	Rem Costs-ARO/NNS	JE	31071528	6/30/2012	(60.91)
68520000	Property Taxes	JH	6	6/30/2012	341,933.42
68533000	FICA	JE	31049713	6/30/2012	17,767.00
68545000	Utility Reg Assessme	JH	4	6/30/2012	9,438.11
69011000	FIT-Current	JE	31071892	6/30/2012	(867.00)
69011000	FIT-Current	JE	31072120	6/30/2012	235,815.97
69021000	SIT-Current	JE	31071892	6/30/2012	2,477.00
69021000	SIT-Current	JE	31072120	6/30/2012	47,367.63
69031000	FIT-Oth Inc&Ded CY	JE	31072120	6/30/2012	2,789.59
69041000	SIT-Oth Inc&Ded CY	JE	31072120	6/30/2012	508.74
69063000	Def FIT-RegAsst/Liab	JT	30092822	6/30/2012	37,714.41
69063000	Def FIT-RegAsst/Liab	JT	30092822	6/30/2012	2,158.75
69063000	Def FIT-RegAsst/Liab	JT	30092822	6/30/2012	(1,698.65)
69063000	Def FIT-RegAsst/Liab	JT	30092822	6/30/2012	(11,029.58)
69063000	Def FIT-RegAsst/Liab	JT	30092822	6/30/2012	(365.33)
69063000	Def FIT-RegAsst/Liab	JT	30092822	6/30/2012	(300.91)
69063000	Def FIT-RegAsst/Liab	JT	30092822	6/30/2012	(2,750.67)
69065000	Def FIT-Other	JE	31072120	6/30/2012	899,138.63
69073000	Def SIT-RegAsst/Liab	JT	30092822	6/30/2012	6,878.01
69073000	Def SIT-RegAsst/Liab	JT	30092822	6/30/2012	137.75
69073000	Def SIT-RegAsst/Liab	JT	30092822	6/30/2012	(2,199.58)
69073000	Def SIT-RegAsst/Liab	JT	30092822	6/30/2012	(309.68)
69073000	Def SIT-RegAsst/Liab	JT	30092822	6/30/2012	(704.00)
69073000	Def SIT-RegAsst/Liab	JT	30092822	6/30/2012	(66.67)
69073000	Def SIT-RegAsst/Liab	JT	30092822	6/30/2012	(54.92)
69073000	Def SIT-RegAsst/Liab	JT	30092822	6/30/2012	(501.66)
69073000	Def SIT-RegAsst/Liab	JT	30092822	6/30/2012	(1,857.42)
69073500	Def SIT-Other	JE	31072120	6/30/2012	159,614.99
69522000	ITC Restored-3%	JT	30092822	6/30/2012	(637.67)
69523000	ITC Restored-4%	JT	30092822	6/30/2012	(525.42)
69524000	ITC Restored-10%	JT	30092822	6/30/2012	(5,903.33)
70510000	AFUDC-Equity	F6	31071515	6/30/2012	(52,702.40)
70510000	AFUDC-Equity	F6	31071515	6/30/2012	(13,319.59)
70510000	AFUDC-Equity	F6	31071515	6/30/2012	(1,605.24)
70510000	AFUDC-Equity	F6	31071515	6/30/2012	(59.20)
71511000	M&J Revenues	RI	10181147	6/30/2012	(8,083.17)
71511000	M&J Revenues	RI	10181178	6/30/2012	(1,183.76)
71511000	M&J Revenues	JE	31071425	6/30/2012	(620.00)
71521000	M&J Expenses	CC	31053099	6/30/2012	10.00
71521000	M&J Expenses	CC	31053099	6/30/2012	10.00
71521000	M&J Expenses	CC	31053099	6/30/2012	10.00
71521000	M&J Expenses	CC	31055335	6/30/2012	10.00
71521000	M&J Expenses	CC	31056292	6/30/2012	10.00
71521000	M&J Expenses	CC	31058244	6/30/2012	10.00
71521000	M&J Expenses	JE	300	6/30/2012	460.00
75510000	Amort UPAA	JU	908	6/30/2012	(35.38)
75820000	Othr Income Deductns	CC	31055334	6/30/2012	570.00
75840000	Lobbying Expenses	JR	1212	6/30/2012	469.72
81010000	Interest LTD	JR	1000	6/30/2012	(10,875.79)
81010000	Interest LTD	JE	103	6/30/2012	221,947.92
81010000	Interest LTD	JE	103	6/30/2012	39,246.67
81010000	Interest LTD	JE	103	6/30/2012	50,677.50
81010000	Interest LTD	JE	105	6/30/2012	243,600.00
81010000	Interest LTD	JE	105	6/30/2012	314,550.00

Kentucky American Water Company  
Case No. 2012-00520  
Response to PSC DR1, Item 31

Account	Description	Doc Type	Document Number	Posting Date	Amount
81015000	Interest LTD Interco	JE	103	6/30/2012	210,416.67
81015000	Interest LTD Interco	JE	103	6/30/2012	228,526.04
81015000	Interest LTD Interco	JE	103	6/30/2012	483,437.50
81015000	Interest LTD Interco	JE	103	6/30/2012	645,564.58
81015000	Interest LTD Interco	JE	103	6/30/2012	112,576.39
81015000	Interest LTD Interco	JE	105	6/30/2012	1,418,437.50
81015000	Interest LTD Interco	JE	105	6/30/2012	698,750.00
81020000	Div Decl P/S w/ MRR	JE	103	6/30/2012	31,762.50
81020000	Div Decl P/S w/ MRR	JE	105	6/30/2012	95,287.50
81315000	Interest STD Interco	JE	125	6/30/2012	7,075.48
82010000	Amort Debt Disc&Exp	JR	300	6/30/2012	665.38
82015000	Amort Dbt Dsc&Ex I/C	JR	500	6/30/2012	77.75
82015000	Amort Dbt Dsc&Ex I/C	JR	500	6/30/2012	1,381.14
82015000	Amort Dbt Dsc&Ex I/C	JR	501	6/30/2012	1,699.18
82015000	Amort Dbt Dsc&Ex I/C	JR	502	6/30/2012	1,084.02
82015000	Amort Dbt Dsc&Ex I/C	JR	503	6/30/2012	905.46
82020000	Amort P/S Exp w/ MRR	JR	400	6/30/2012	64.24
85000000	AFUDC Debt	FO	31071514	6/30/2012	(1,231.42)
85000000	AFUDC Debt	FO	31071514	6/30/2012	(20,230.12)
85000000	AFUDC Debt	FO	31071514	6/30/2012	(10,217.74)
85000000	AFUDC Debt	FO	31071514	6/30/2012	(45.42)
86021500	Div Decl Com Stk I/C	DT	120	6/30/2012	1,426,325.81
86031000	Div Dec Pref Stk	JE	103	6/30/2012	5,589.00
86031000	Div Dec Pref Stk	JE	103	6/30/2012	7,135.00
86031000	Div Dec Pref Stk	JE	103	6/30/2012	6,682.50
40112000	Res Sales Unbilled	JE	31049595	7/1/2012	2,354,272.16
40112000	Res Sales Unbilled	JE	12120608	7/1/2012	258,807.83
40121000	Com Sales Billed	JE	166	7/1/2012	(7,495.47)
40121000	Com Sales Billed	JE	166	7/1/2012	(122.96)
40122000	Com Sales Unbilled	JE	31049595	7/1/2012	1,182,326.06
40122000	Com Sales Unbilled	JE	12120608	7/1/2012	150,985.01
40132000	Ind Sales Unbilled	JE	31049595	7/1/2012	111,378.19
40152000	Publ Auth Unbilled	JE	31049595	7/1/2012	336,251.29
40152000	Publ Auth Unbilled	JE	12120608	7/1/2012	45,298.35
40162000	SalesforRsle Unbilld	JE	31049595	7/1/2012	139,533.98
40222000	Com WW Svc Unbilled	JE	166	7/1/2012	(5,463.99)
40231000	Ind WW Svc Billed	RR	10180500	7/1/2012	(500.00)
40310200	OthRev-Rent	RR	10180463	7/1/2012	(95.00)
40310200	OthRev-Rent	RR	10180609	7/1/2012	(2,300.00)
40310200	OthRev-Rent	RR	10180639	7/1/2012	(2,848.73)
40310200	OthRev-Rent	RR	10180649	7/1/2012	(2,665.62)
40310300	OthRev-CFO	JE	50	7/1/2012	73,118.19
40310300	OthRev-CFO	JE	50	7/1/2012	27,255.81
40310300	OthRev-CFO	JE	50	7/1/2012	186.44
40310300	OthRev-CFO	JE	50	7/1/2012	36,199.84
50101305	Labor Oper WT SupEng	JE	31049655	7/1/2012	(2,971.00)
50101400	Labor Oper TD	JE	31049655	7/1/2012	(2,753.00)
50101405	Labor Oper TD SupEng	JE	31049655	7/1/2012	(2,492.00)
50101405	Labor Oper TD SupEng	JE	31049655	7/1/2012	(719.00)
50101600	Labor Oper AG	JE	31049655	7/1/2012	(7,024.00)
50101600	Labor Oper AG	JE	31049655	7/1/2012	(6,477.00)
50101600	Labor Oper AG	JE	31049655	7/1/2012	(886.00)
50101600	Labor Oper AG	JE	31049655	7/1/2012	(2,035.00)
50101600	Labor Oper AG	JE	31049655	7/1/2012	(3,278.00)
50101600	Labor Oper AG	JE	31049655	7/1/2012	(20,741.00)
50101600	Labor Oper AG	JE	31049655	7/1/2012	(54,341.00)
50101600	Labor Oper AG	JE	31049655	7/1/2012	(4,012.00)
50101600	Labor Oper AG	JE	31049655	7/1/2012	(6,827.00)
50421000	401k Expense	JE	31049479	7/1/2012	(2,755.00)
50422000	DCP Expense	JE	31049456	7/1/2012	(3,472.00)
50550000	Group Insur Expense	RR	10180341	7/1/2012	(196.34)
50550000	Group Insur Expense	RR	10180342	7/1/2012	(463.00)
50550000	Group Insur Expense	RR	10180372	7/1/2012	(50.00)
50550000	Group Insur Expense	RR	10180471	7/1/2012	(463.00)
50550000	Group Insur Expense	RR	10180477	7/1/2012	(463.00)
50550000	Group Insur Expense	RR	10180478	7/1/2012	(578.34)
51010000	Purchased Water	JE	205	7/1/2012	(25,947.20)
51010000	Purchased Water	JE	205	7/1/2012	(4,135.00)
51010000	Purchased Water	JE	205	7/1/2012	(12,986.00)
51010000	Purchased Water	JE	205	7/1/2012	(1,812.00)
51110000	Waste Disposal	JE	155	7/1/2012	(2,290.50)
51110000	Waste Disposal	JE	156	7/1/2012	(533.92)
51510012	Purchased Power P	JE	155	7/1/2012	(31,116.07)
51510012	Purchased Power P	JE	155	7/1/2012	(3,228.30)
51510012	Purchased Power P	JE	155	7/1/2012	(204.73)
51510012	Purchased Power P	JE	155	7/1/2012	(690.56)
51510012	Purchased Power P	JE	157	7/1/2012	(6,429.77)

Kentucky American Water Company  
Case No. 2012-00520  
Response to PSC DR1, Item 31

Account	Description	Doc Type	Document Number	Posting Date	Amount
51510012	Purchased Power P	JE	157	7/1/2012	(15,160.11)
51510012	Purchased Power P	JE	156	7/1/2012	(7,253.16)
51510012	Purchased Power P	JE	156	7/1/2012	(752.52)
51510012	Purchased Power P	JE	156	7/1/2012	(47.72)
51510012	Purchased Power P	JE	156	7/1/2012	(160.97)
51510013	Purchased Power WT	JE	155	7/1/2012	(238,497.12)
51510013	Purchased Power WT	JE	155	7/1/2012	(23,282.10)
51510013	Purchased Power WT	JE	155	7/1/2012	(44,716.84)
51510013	Purchased Power WT	JE	155	7/1/2012	(9,812.14)
51510013	Purchased Power WT	JE	155	7/1/2012	(1,807.74)
51510013	Purchased Power WT	JE	157	7/1/2012	(2,286.98)
51510013	Purchased Power WT	JE	157	7/1/2012	(3,003.78)
51510013	Purchased Power WT	JE	156	7/1/2012	(55,593.68)
51510013	Purchased Power WT	JE	156	7/1/2012	(5,427.06)
51510013	Purchased Power WT	JE	156	7/1/2012	(10,423.50)
51510013	Purchased Power WT	JE	156	7/1/2012	(2,287.21)
51510013	Purchased Power WT	JE	156	7/1/2012	(421.38)
51510014	Purchased Power TD	JE	155	7/1/2012	(10.22)
51510014	Purchased Power TD	JE	155	7/1/2012	(336.12)
51510014	Purchased Power TD	JE	156	7/1/2012	(2.38)
51510014	Purchased Power TD	JE	156	7/1/2012	(78.35)
51800000	Chemicals	JE	600	7/1/2012	(7,446.20)
52001400	M&S Oper TD	JE	160	7/1/2012	(645.53)
52001600	M&S Oper AG	JE	160	7/1/2012	(1,075.13)
52501400	Misc Oper TD	JE	148	7/1/2012	(94.54)
52501600	Misc Oper AG	JE	160	7/1/2012	(18,238.57)
52501600	Misc Oper AG	JE	333	7/1/2012	(72.29)
52501600	Misc Oper AG	JE	335	7/1/2012	(72.46)
52510015	Bank Svc Charges-CA	JE	140	7/1/2012	(16,614.70)
52510015	Bank Svc Charges-CA	JE	141	7/1/2012	(17,054.74)
52520000	Collection Agencies	JE	316	7/1/2012	(3,345.07)
52520000	Collection Agencies	JE	334	7/1/2012	(2,212.95)
52520000	Collection Agencies	JE	334	7/1/2012	(228.47)
52526100	Credit Line Fees I/C	JE	129	7/1/2012	(5,117.02)
52532013	Electricity WT	JE	155	7/1/2012	(75.18)
52532013	Electricity WT	JE	155	7/1/2012	(48.61)
52532013	Electricity WT	JE	155	7/1/2012	(24.90)
52532013	Electricity WT	JE	156	7/1/2012	(17.52)
52532013	Electricity WT	JE	156	7/1/2012	(11.33)
52532013	Electricity WT	JE	156	7/1/2012	(5.80)
52532014	Electricity TD	JE	155	7/1/2012	(3,656.35)
52532014	Electricity TD	JE	155	7/1/2012	(736.91)
52532014	Electricity TD	JE	155	7/1/2012	(858.16)
52532014	Electricity TD	JE	156	7/1/2012	(852.30)
52532014	Electricity TD	JE	156	7/1/2012	(358.07)
52532016	Electricity AG	JE	155	7/1/2012	(5,939.00)
52532016	Electricity AG	JE	155	7/1/2012	(135.66)
52532016	Electricity AG	JE	156	7/1/2012	(1,384.38)
52532016	Electricity AG	JE	156	7/1/2012	(31.62)
52534000	Employee Expenses	JE	31071303	7/1/2012	(16,568.80)
52535000	Meals Deductible	JE	31071303	7/1/2012	(16,568.81)
52542015	Forms CA	JE	300	7/1/2012	(16,682.08)
52548014	Heating Oil/Gas TD	JE	155	7/1/2012	(440.18)
52548014	Heating Oil/Gas TD	JE	155	7/1/2012	(11.76)
52548014	Heating Oil/Gas TD	JE	156	7/1/2012	(102.61)
52548014	Heating Oil/Gas TD	JE	156	7/1/2012	(2.74)
52548016	Heating Oil/Gas AG	JE	155	7/1/2012	(1,011.90)
52548016	Heating Oil/Gas AG	JE	156	7/1/2012	(235.87)
52566016	Postage AG	JE	160	7/1/2012	(4,677.23)
52571100	Add'l Security Costs	JE	160	7/1/2012	(2,668.64)
52571100	Add'l Security Costs	JE	160	7/1/2012	(2,668.64)
52571100	Add'l Security Costs	JE	160	7/1/2012	(2,668.64)
52571100	Add'l Security Costs	JE	160	7/1/2012	(2,506.28)
52571100	Add'l Security Costs	JE	600	7/1/2012	(10,674.56)
52571100	Add'l Security Costs	JE	600	7/1/2012	(2,860.80)
52574013	Telephone WT	JE	148	7/1/2012	(1,980.63)
52574015	Telephone CA	JE	148	7/1/2012	(3,868.37)
52574016	Telephone AG	JE	148	7/1/2012	(13.60)
52574016	Telephone AG	JE	148	7/1/2012	(0.45)
52574016	Telephone AG	JE	148	7/1/2012	(1.22)
52574016	Telephone AG	JE	148	7/1/2012	(114.48)
52574016	Telephone AG	JE	148	7/1/2012	(45.06)
52574016	Telephone AG	JE	148	7/1/2012	(449.29)
52574016	Telephone AG	JE	148	7/1/2012	(1,180.42)
52574016	Telephone AG	JE	148	7/1/2012	(59.61)
52574113	Cell Phone WT	JE	148	7/1/2012	(48.60)
52574114	Cell Phone TD	JE	148	7/1/2012	(4.59)

Kentucky American Water Company  
Case No. 2012-00520  
Response to PSC DR1, Item 31

Account	Description	Doc Type	Document Number	Posting Date	Amount
52574114	Cell Phone TD	JE	148	7/1/2012	(225.99)
52574116	Cell Phone AG	JE	148	7/1/2012	(221.51)
52574116	Cell Phone AG	JE	148	7/1/2012	(306.75)
52574116	Cell Phone AG	JE	148	7/1/2012	(57.64)
52574116	Cell Phone AG	JE	148	7/1/2012	(50.16)
52574116	Cell Phone AG	JE	148	7/1/2012	(48.80)
52574116	Cell Phone AG	JE	148	7/1/2012	(715.33)
52574116	Cell Phone AG	JE	148	7/1/2012	(1,973.11)
52574116	Cell Phone AG	JE	148	7/1/2012	(279.24)
52574116	Cell Phone AG	JE	148	7/1/2012	(28.40)
52574116	Cell Phone AG	JE	148	7/1/2012	(70.53)
52574116	Cell Phone AG	JE	148	7/1/2012	(57.29)
52574116	Cell Phone AG	JE	148	7/1/2012	(123.25)
52574116	Cell Phone AG	JE	148	7/1/2012	(599.30)
52583011	Water & WW SS	JE	160	7/1/2012	(4,189.98)
53150013	Contr Svc-Other WT	JE	160	7/1/2012	(1,000.00)
53150013	Contr Svc-Other WT	JE	600	7/1/2012	(4,500.00)
53150014	Contr Svc-Other TD	JE	160	7/1/2012	(84.00)
53150014	Contr Svc-Other TD	JE	160	7/1/2012	(8,580.00)
53150014	Contr Svc-Other TD	JE	160	7/1/2012	(1,347.80)
53150014	Contr Svc-Other TD	JE	160	7/1/2012	(2,968.56)
53150014	Contr Svc-Other TD	JE	600	7/1/2012	(4,970.00)
53150014	Contr Svc-Other TD	JE	600	7/1/2012	(3,018.00)
53150015	Contr Svc-Other CA	JE	30639	7/1/2012	(8,583.00)
53150015	Contr Svc-Other CA	JE	148	7/1/2012	(720.13)
53150016	Contr Svc-Other AG	JE	99061205	7/1/2012	(2,310.00)
53150016	Contr Svc-Other AG	JE	877	7/1/2012	(5,933.25)
53154000	Contr Svc-Audit Fees	JE	99061204	7/1/2012	(8,047.00)
53155000	Contr Svc-Legal	JE	175	7/1/2012	(139,313.61)
53155000	Contr Svc-Legal	JE	175	7/1/2012	(8,896.00)
53155000	Contr Svc-Legal	JE	175	7/1/2012	(5,213.08)
53155000	Contr Svc-Legal	JE	175	7/1/2012	(3,625.50)
55010200	Trans Lease Fuel	JE	242	7/1/2012	(376.81)
55010200	Trans Lease Fuel	JE	242	7/1/2012	(35.94)
55010200	Trans Lease Fuel	JE	242	7/1/2012	(3,352.56)
55010200	Trans Lease Fuel	JE	242	7/1/2012	(140.40)
55010200	Trans Lease Fuel	JE	242	7/1/2012	(46.00)
55010200	Trans Lease Fuel	JE	242	7/1/2012	(64.01)
55010200	Trans Lease Fuel	JE	242	7/1/2012	(444.23)
55010200	Trans Lease Fuel	JE	242	7/1/2012	(494.90)
55010200	Trans Lease Fuel	JE	240	7/1/2012	(1,076.59)
55010200	Trans Lease Fuel	JE	240	7/1/2012	(386.14)
55010200	Trans Lease Fuel	JE	240	7/1/2012	(17,448.00)
55010200	Trans Lease Fuel	JE	240	7/1/2012	(425.50)
55010200	Trans Lease Fuel	JE	240	7/1/2012	(607.49)
55010200	Trans Lease Fuel	JE	240	7/1/2012	(708.13)
55010200	Trans Lease Fuel	JE	240	7/1/2012	(505.63)
55010200	Trans Lease Fuel	JE	240	7/1/2012	(1,568.95)
55010200	Trans Lease Fuel	JE	240	7/1/2012	(2,774.17)
55010200	Trans Lease Fuel	JE	240	7/1/2012	(176.60)
55010300	Trans Lease Maint	JE	245	7/1/2012	(355.28)
55010300	Trans Lease Maint	JE	240	7/1/2012	117.52
55010300	Trans Lease Maint	JE	240	7/1/2012	(222.18)
55010300	Trans Lease Maint	JE	240	7/1/2012	18,229.64
55010300	Trans Lease Maint	JE	240	7/1/2012	1,378.48
55010300	Trans Lease Maint	JE	240	7/1/2012	(97.76)
55010300	Trans Lease Maint	JE	240	7/1/2012	(27.59)
55010300	Trans Lease Maint	JE	240	7/1/2012	(353.62)
55010300	Trans Lease Maint	JE	240	7/1/2012	246.82
55010300	Trans Lease Maint	JE	240	7/1/2012	6,238.63
55010300	Trans Lease Maint	JE	240	7/1/2012	(5.00)
55010300	Trans Lease Maint	JE	241	7/1/2012	(166.78)
55010300	Trans Lease Maint	JE	241	7/1/2012	(724.00)
55010300	Trans Lease Maint	JE	241	7/1/2012	(959.55)
62002100	M&S Maint SS	JE	160	7/1/2012	(576.34)
62002300	M&S Maint WT	JE	160	7/1/2012	(576.34)
62002300	M&S Maint WT	JE	600	7/1/2012	(3,000.00)
62002400	M&S Maint TD	JE	160	7/1/2012	(1,540.41)
62002400	M&S Maint TD	JE	160	7/1/2012	(2,474.60)
62002400	M&S Maint TD	JE	160	7/1/2012	(1,945.50)
62002400	M&S Maint TD	JE	160	7/1/2012	(2,470.61)
62502600	Misc Maint AG	JE	160	7/1/2012	(1,038.97)
62520700	Misc Main Pvg/Bckfil	JE	160	7/1/2012	(1,640.00)
62520700	Misc Main Pvg/Bckfil	JE	300	7/1/2012	(3,417.85)
62520700	Misc Main Pvg/Bckfil	JE	300	7/1/2012	(1,317.23)
68533000	FICA	JE	31049713	7/1/2012	(17,767.00)
71521000	M&J Expenses	JE	300	7/1/2012	(460.00)

Kentucky American Water Company  
Case No. 2012-00520  
Response to PSC DR1, Item 31

Account	Description	Doc Type	Document Number	Posting Date	Amount
81010000	Interest LTD	JE	103	7/1/2012	(221,947.92)
81010000	Interest LTD	JE	103	7/1/2012	(39,246.67)
81010000	Interest LTD	JE	103	7/1/2012	(50,677.50)
81015000	Interest LTD Interco	JE	103	7/1/2012	(210,416.67)
81015000	Interest LTD Interco	JE	103	7/1/2012	(228,526.04)
81015000	Interest LTD Interco	JE	103	7/1/2012	(483,437.50)
81015000	Interest LTD Interco	JE	103	7/1/2012	(645,564.58)
81015000	Interest LTD Interco	JE	103	7/1/2012	(112,576.39)
81020000	Div Decl P/S w/ MRR	JE	103	7/1/2012	(31,762.50)
86031000	Div Dec Pref Stk	JE	103	7/1/2012	(5,589.00)
86031000	Div Dec Pref Stk	JE	103	7/1/2012	(7,135.00)
86031000	Div Dec Pref Stk	JE	103	7/1/2012	(6,682.50)
40111000	Res Sales Billed	JE	31071426	7/2/2012	(433,794.15)
40111000	Res Sales Billed	JE	31071426	7/2/2012	427.66
40111000	Res Sales Billed	JE	31071426	7/2/2012	(32.28)
40121000	Com Sales Billed	JE	31071426	7/2/2012	(141,960.67)
40145000	Priv Fire Billed	JE	31071426	7/2/2012	(8,217.09)
40151000	Publ Auth Billed	JE	31071426	7/2/2012	(26,096.94)
40211000	Dom WW Svc Billed	JE	31071426	7/2/2012	(33.94)
40310400	OthRev-NSF Ck Chrg	JE	31071426	7/2/2012	(300.00)
40310400	OthRev-NSF Ck Chrg	JE	31071426	7/2/2012	(36.00)
40310500	OthRev-Appl/InitFee	JE	31071426	7/2/2012	(4,524.00)
40310500	OthRev-Appl/InitFee	JE	31071426	7/2/2012	(260.00)
40310700	OthRev-Reconnct Fee	JE	31071426	7/2/2012	(1,092.00)
50451000	Employee Awards	PV	43096486	7/2/2012	(126.22)
52001400	M&S Oper TD	PD	43128435	7/2/2012	(279.72)
52001400	M&S Oper TD	PV	43128449	7/2/2012	139.92
52001600	M&S Oper AG	PV	43128458	7/2/2012	1,075.13
52501400	Misc Oper TD	PV	43128455	7/2/2012	221.01
52514500	Charitb Don-H/Ed/En	PS	43128062	7/2/2012	7,500.00
52514600	Charitb Don-Commnty	PS	43128064	7/2/2012	10,000.00
52514904	Cust Edu Comm-Consrv	PS	43128065	7/2/2012	6,500.00
52535000	Meals Deductible	PV	43128463	7/2/2012	17.71
52556500	Low Income Pay Prog	PS	43128063	7/2/2012	15,000.00
52562516	Overnight Shippng AG	PV	43128462	7/2/2012	24.02
52571100	Add'l Security Costs	PV	43128460	7/2/2012	715.20
52571100	Add'l Security Costs	PV	43128461	7/2/2012	2,506.28
52571100	Add'l Security Costs	PV	43128464	7/2/2012	715.20
52571100	Add'l Security Costs	PV	43128467	7/2/2012	2,668.64
52571500	Software Licenses	PV	43127464	7/2/2012	121.65
52585000	Discounts Available	PN	8077	7/2/2012	(103.00)
52585000	Discounts Available	PN	8077	7/2/2012	(9.40)
52585000	Discounts Available	PN	8077	7/2/2012	(26.30)
57010015	Uncoll Accts Exp CA	JE	31071426	7/2/2012	(153.47)
57010015	Uncoll Accts Exp CA	JE	31071426	7/2/2012	(422.25)
62002100	M&S Maint SS	PV	43128468	7/2/2012	231.13
62002300	M&S Maint WT	PV	43128468	7/2/2012	231.14
62002400	M&S Maint TD	OV	10372159	7/2/2012	469.68
62002400	M&S Maint TD	OV	10372159	7/2/2012	28.18
62002400	M&S Maint TD	OV	10372159	7/2/2012	594.68
62002400	M&S Maint TD	OV	10372159	7/2/2012	35.68
62002400	M&S Maint TD	OV	10372159	7/2/2012	778.32
62002400	M&S Maint TD	OV	10372159	7/2/2012	46.70
62002400	M&S Maint TD	PV	43128446	7/2/2012	370.47
62520700	Misc Main Pvg/Bckfil	PV	43128434	7/2/2012	849.00
62520700	Misc Main Pvg/Bckfil	PV	43128476	7/2/2012	3,779.60
71521000	M&J Expenses	PV	43128434	7/2/2012	372.60
40111000	Res Sales Billed	JE	31071571	7/3/2012	(203,636.06)
40111000	Res Sales Billed	JE	31071571	7/3/2012	(85.40)
40121000	Com Sales Billed	JE	31071571	7/3/2012	(143,896.23)
40145000	Priv Fire Billed	JE	31071571	7/3/2012	(9,060.78)
40151000	Publ Auth Billed	JE	31071571	7/3/2012	(925.98)
40189900	Other Water Revenue	JE	31071571	7/3/2012	(640.00)
40310400	OthRev-NSF Ck Chrg	JE	31071571	7/3/2012	(96.00)
40310400	OthRev-NSF Ck Chrg	JE	31071571	7/3/2012	(12.00)
40310400	OthRev-NSF Ck Chrg	JE	31071571	7/3/2012	(12.00)
40310500	OthRev-Appl/InitFee	JE	31071571	7/3/2012	(4,186.00)
40310500	OthRev-Appl/InitFee	JE	31071571	7/3/2012	(104.00)
40310700	OthRev-Reconnct Fee	JE	31071571	7/3/2012	(1,118.00)
52501600	Misc Oper AG	PV	43129445	7/3/2012	5.74
52501600	Misc Oper AG	PV	43129445	7/3/2012	4.89
52501600	Misc Oper AG	PV	43129445	7/3/2012	0.34
52501600	Misc Oper AG	PV	43129445	7/3/2012	0.29
52501600	Misc Oper AG	PS	43129682	7/3/2012	1,760.00
52501600	Misc Oper AG	PS	43129683	7/3/2012	1,760.00
52532014	Electricity TD	EE	70021136	7/3/2012	20.17
52532014	Electricity TD	EE	70021137	7/3/2012	45.94

Kentucky American Water Company  
Case No. 2012-00520  
Response to PSC DR1, Item 31

Account	Description	Doc Type	Document Number	Posting Date	Amount
52532014	Electricity TD	EE	70021190	7/3/2012	9.93
52548014	Heating Oil/Gas TD	EE	70021100	7/3/2012	72.50
52550016	Janitorial AG	PR	43127651	7/3/2012	5,403.33
52574015	Telephone CA	TC	31071376	7/3/2012	3,264.33
52574015	Telephone CA	TC	31071377	7/3/2012	1,017.32
52574015	Telephone CA	TC	31071377	7/3/2012	1,412.59
52574016	Telephone AG	TC	31071321	7/3/2012	118.30
52574016	Telephone AG	TC	31071376	7/3/2012	311.28
52574016	Telephone AG	TC	31071376	7/3/2012	311.28
52574016	Telephone AG	TC	31071376	7/3/2012	311.28
52574116	Cell Phone AG	TC	31071323	7/3/2012	40.00
52585000	Discounts Available	PK	62066018	7/3/2012	(4.15)
52585000	Discounts Available	PK	62066018	7/3/2012	(124.07)
52585000	Discounts Available	PK	62066018	7/3/2012	(38.53)
52585000	Discounts Available	PN	8081	7/3/2012	(17.54)
55000016	Trans Oper AG	PV	43129291	7/3/2012	42.91
57010015	Uncoll Accts Exp CA	JE	31071571	7/3/2012	(433.70)
62002400	M&S Maint TD	PV	43129288	7/3/2012	509.13
62002400	M&S Maint TD	IR	739902	7/4/2012	(5.98)
62002400	M&S Maint TD	IR	739902	7/4/2012	(60.08)
62002400	M&S Maint TD	IR	739902	7/4/2012	(14.39)
62002400	M&S Maint TD	IR	739902	7/4/2012	(5.98)
62002400	M&S Maint TD	IR	739902	7/4/2012	(20.88)
62002400	M&S Maint TD	IR	739902	7/4/2012	(7.47)
62002400	M&S Maint TD	IR	739903	7/4/2012	(5.76)
62002400	M&S Maint TD	IR	739903	7/4/2012	(28.08)
62002400	M&S Maint TD	IR	739904	7/4/2012	(132.26)
71521000	M&J Expenses	II	739905	7/4/2012	5.98
71521000	M&J Expenses	II	739905	7/4/2012	60.08
71521000	M&J Expenses	II	739905	7/4/2012	14.39
71521000	M&J Expenses	II	739905	7/4/2012	5.98
71521000	M&J Expenses	II	739905	7/4/2012	20.88
71521000	M&J Expenses	II	739905	7/4/2012	7.47
71521000	M&J Expenses	II	739906	7/4/2012	5.76
71521000	M&J Expenses	II	739906	7/4/2012	28.08
71521000	M&J Expenses	II	739907	7/4/2012	132.26
40111000	Res Sales Billed	JE	31071739	7/5/2012	(266,638.64)
40111000	Res Sales Billed	JE	31071739	7/5/2012	(26,701.11)
40111000	Res Sales Billed	JE	31071739	7/5/2012	(39.94)
40121000	Com Sales Billed	JE	31071739	7/5/2012	(102,236.59)
40121000	Com Sales Billed	JE	31071739	7/5/2012	(1,297.02)
40131000	Ind Sales Billed	JE	31071739	7/5/2012	(5,264.11)
40141000	Publ Fire Billed	JE	31071739	7/5/2012	(280,848.48)
40145000	Priv Fire Billed	JE	31071739	7/5/2012	(92,443.27)
40151000	Publ Auth Billed	JE	31071739	7/5/2012	(9,133.99)
40161000	Sls/Rsle Billed	JE	31071739	7/5/2012	(16,339.19)
40211000	Dom WW Svc Billed	JE	31071739	7/5/2012	(34.54)
40310400	OthRev-NSF Ck Chrg	JE	31071739	7/5/2012	(84.00)
40310400	OthRev-NSF Ck Chrg	JE	31071739	7/5/2012	(12.00)
40310500	OthRev-Appl/InitFee	JE	31071739	7/5/2012	(2,652.00)
40310500	OthRev-Appl/InitFee	JE	31071739	7/5/2012	(182.00)
40310500	OthRev-Appl/InitFee	JE	31071739	7/5/2012	(338.00)
40310700	OthRev-Reconnct Fee	JE	31071739	7/5/2012	(442.00)
40310700	OthRev-Reconnct Fee	JE	31071739	7/5/2012	(52.00)
52514700	Community Partnrshps	PS	43129724	7/5/2012	200.00
52532014	Electricity TD	EE	70021416	7/5/2012	21.77
52532014	Electricity TD	EE	70021417	7/5/2012	124.59
52585000	Discounts Available	PX	7747	7/5/2012	(4.60)
52585000	Discounts Available	PX	7747	7/5/2012	(2,592.70)
52585000	Discounts Available	PK	62066029	7/5/2012	(4.52)
52585000	Discounts Available	PK	62066029	7/5/2012	(95.74)
52585000	Discounts Available	PK	62066029	7/5/2012	(137.66)
57010015	Uncoll Accts Exp CA	JE	31071739	7/5/2012	(57.97)
62002400	M&S Maint TD	II	739994	7/5/2012	29.03
62002400	M&S Maint TD	II	739995	7/5/2012	52.62
62002400	M&S Maint TD	II	739996	7/5/2012	40.76
62002400	M&S Maint TD	II	739997	7/5/2012	81.52
62002400	M&S Maint TD	II	739998	7/5/2012	40.20
62002400	M&S Maint TD	II	739999	7/5/2012	19.67
62002400	M&S Maint TD	II	739999	7/5/2012	25.85
62002400	M&S Maint TD	II	739999	7/5/2012	7.10
62002400	M&S Maint TD	II	739999	7/5/2012	40.76
62002400	M&S Maint TD	II	739999	7/5/2012	6.17
40111000	Res Sales Billed	JE	31071868	7/6/2012	(202,969.65)
40111000	Res Sales Billed	JE	31071868	7/6/2012	(11,405.89)
40111000	Res Sales Billed	JE	31071868	7/6/2012	(13,149.49)
40121000	Com Sales Billed	JE	31071868	7/6/2012	(233,201.94)

Kentucky American Water Company  
Case No. 2012-00520  
Response to PSC DR1, Item 31

Account	Description	Doc Type	Document Number	Posting Date	Amount
40121000	Com Sales Billed	JE	31071868	7/6/2012	(826.55)
40121000	Com Sales Billed	JE	31071868	7/6/2012	(5,869.45)
40131000	Ind Sales Billed	JE	31071868	7/6/2012	(191,685.38)
40131000	Ind Sales Billed	JE	31071868	7/6/2012	(338.09)
40145000	Priv Fire Billed	JE	31071868	7/6/2012	(5,023.98)
40151000	Publ Auth Billed	JE	31071868	7/6/2012	(398,042.19)
40151000	Publ Auth Billed	JE	31071868	7/6/2012	(335.34)
40161000	Sls/Rsle Billed	JE	31071868	7/6/2012	(52,917.83)
40211000	Dom WW Svc Billed	JE	31071868	7/6/2012	(13,797.29)
40221000	Com WW Svc Billed	JE	31071868	7/6/2012	(6,613.00)
40251000	PubAuth WW Billed	JE	31071868	7/6/2012	(434.33)
40310300	OthRev-CFO	PS	43130431	7/6/2012	(75.00)
40310300	OthRev-CFO	PS	43130432	7/6/2012	(200.00)
40310400	OthRev-NSF Ck Chrg	JE	31071868	7/6/2012	(48.00)
40310500	OthRev-Appl/InitFee	JE	31071868	7/6/2012	(3,458.00)
40310500	OthRev-Appl/InitFee	JE	31071868	7/6/2012	(52.00)
40310500	OthRev-Appl/InitFee	JE	31071868	7/6/2012	(26.00)
40310500	OthRev-Appl/InitFee	JE	31071868	7/6/2012	(156.00)
40310700	OthRev-Reconnct Fee	JE	31071868	7/6/2012	(1,560.00)
40310700	OthRev-Reconnct Fee	JE	31071868	7/6/2012	(130.00)
51010000	Purchased Water	PV	43130673	7/6/2012	3,522.69
51110000	Waste Disposal	EE	70021658	7/6/2012	938.36
51110000	Waste Disposal	EE	70021659	7/6/2012	1,011.33
51510012	Purchased Power P	EE	70021654	7/6/2012	142.15
51510012	Purchased Power P	EE	70021655	7/6/2012	2,128.10
51510012	Purchased Power P	EE	70021661	7/6/2012	5,376.33
51510013	Purchased Power WT	EE	70021651	7/6/2012	682.95
51510013	Purchased Power WT	EE	70021652	7/6/2012	3,095.04
51510013	Purchased Power WT	EE	70021653	7/6/2012	19,568.01
52532013	Electricity WT	EE	70021649	7/6/2012	42.66
52532013	Electricity WT	EE	70021664	7/6/2012	26.64
52532014	Electricity TD	EE	70021650	7/6/2012	35.09
52532014	Electricity TD	EE	70021656	7/6/2012	20.75
52532014	Electricity TD	EE	70021657	7/6/2012	27.94
52532014	Electricity TD	EE	70021660	7/6/2012	40.38
52532016	Electricity AG	EE	70021663	7/6/2012	6,313.53
52548014	Heating Oil/Gas TD	EE	70021662	7/6/2012	73.30
52548016	Heating Oil/Gas AG	EE	70021588	7/6/2012	73.77
52585000	Discounts Available	PN	8085	7/6/2012	(10.21)
57010015	Uncoll Accts Exp CA	JE	31071868	7/6/2012	(160.17)
57010015	Uncoll Accts Exp CA	JE	31071868	7/6/2012	(402.67)
50101300	Labor Oper WT	T2	47827	7/8/2012	1,385.92
50101300	Labor Oper WT	T2	47827	7/8/2012	994.19
50101300	Labor Oper WT	T2	47827	7/8/2012	15,239.76
50101300	Labor Oper WT	T2	47827	7/8/2012	15,289.68
50101300	Labor Oper WT	T2	47827	7/8/2012	10,905.80
50101300	Labor Oper WT	T2	47827	7/8/2012	1,553.28
50101305	Labor Oper WT SupEng	T2	47827	7/8/2012	4,145.45
50101305	Labor Oper WT SupEng	T2	47827	7/8/2012	9,634.01
50101305	Labor Oper WT SupEng	T2	47827	7/8/2012	2,754.20
50101305	Labor Oper WT SupEng	T2	47827	7/8/2012	2,612.73
50101305	Labor Oper WT SupEng	T2	47827	7/8/2012	2,257.10
50101305	Labor Oper WT SupEng	T2	47827	7/8/2012	6,449.86
50101305	Labor Oper WT SupEng	T2	47827	7/8/2012	129.94
50101400	Labor Oper TD	T2	47827	7/8/2012	47,030.08
50101400	Labor Oper TD	T2	47827	7/8/2012	2,247.65
50101400	Labor Oper TD	T2	47827	7/8/2012	559.86
50101400	Labor Oper TD	T2	47827	7/8/2012	515.05
50101400	Labor Oper TD	T2	47827	7/8/2012	3,418.64
50101405	Labor Oper TD SupEng	T2	47827	7/8/2012	1,446.92
50101405	Labor Oper TD SupEng	T2	47827	7/8/2012	81.73
50101405	Labor Oper TD SupEng	T2	47827	7/8/2012	1,574.87
50101405	Labor Oper TD SupEng	T2	47827	7/8/2012	886.04
50101415	Labor Oper TD Lines	T2	47827	7/8/2012	3,147.55
50101415	Labor Oper TD Lines	T2	47827	7/8/2012	2,499.36
50101415	Labor Oper TD Lines	T2	47827	7/8/2012	149.96
50101415	Labor Oper TD Lines	T2	47827	7/8/2012	2,111.94
50101420	Labor Oper TD Meter	T2	47827	7/8/2012	13,033.45
50101500	Labor Oper CA	T2	47827	7/8/2012	1,380.50
50101500	Labor Oper CA	T2	47827	7/8/2012	224.23
50101510	Labor Oper CA MtrRd	T2	47827	7/8/2012	10,610.48
50101520	Labor Oper CA CstSrv	T2	47827	7/8/2012	1,919.94
50101600	Labor Oper AG	T2	47827	7/8/2012	16,716.41
50101600	Labor Oper AG	T2	47827	7/8/2012	0.00
50101600	Labor Oper AG	T2	47827	7/8/2012	2,048.89
50101600	Labor Oper AG	T2	47827	7/8/2012	3,800.95
50101600	Labor Oper AG	T2	47827	7/8/2012	7,367.10



Kentucky American Water Company  
Case No. 2012-00520  
Response to PSC DR1, Item 31

Account	Description	Doc Type	Document Number	Posting Date	Amount
50101600	Labor Oper AG	T2	47827	7/8/2012	504.42
50101600	Labor Oper AG	T2	47827	7/8/2012	145.56
50101600	Labor Oper AG	T2	47827	7/8/2012	2,358.63
50102300	Labor Maint WT	T2	47827	7/8/2012	196.56
50102300	Labor Maint WT	T2	47827	7/8/2012	3,341.52
50102300	Labor Maint WT	T2	47827	7/8/2012	2,948.40
50102305	Labor Mnt WT Sup&Eng	T2	47827	7/8/2012	1,597.99
50102400	Labor Maint TD	T2	47827	7/8/2012	577.15
50102410	Labor Mnt TD Str&Imp	T2	47827	7/8/2012	334.53
50102420	Labor Mnt TD Mains	T2	47827	7/8/2012	1,735.80
50102420	Labor Mnt TD Mains	T2	47827	7/8/2012	2,144.71
50102420	Labor Mnt TD Mains	T2	47827	7/8/2012	829.18
50102430	Labor Mnt TD Service	T2	47827	7/8/2012	8,288.27
50102430	Labor Mnt TD Service	T2	47827	7/8/2012	132.85
50102430	Labor Mnt TD Service	T2	47827	7/8/2012	79.71
50102430	Labor Mnt TD Service	T2	47827	7/8/2012	1,149.18
50102435	Labor Mnt TD Meter	T2	47827	7/8/2012	849.06
50102440	Labor Mnt TD Hydrant	T2	47827	7/8/2012	1,235.52
50102440	Labor Mnt TD Hydrant	T2	47827	7/8/2012	18.13
50102440	Labor Mnt TD Hydrant	T2	47827	7/8/2012	3,636.57
50111300	LaborOper NS OT WT	T2	47827	7/8/2012	332.63
50111300	LaborOper NS OT WT	T2	47827	7/8/2012	2,879.40
50111300	LaborOper NS OT WT	T2	47827	7/8/2012	2,465.00
50111300	LaborOper NS OT WT	T2	47827	7/8/2012	1,766.83
50111300	LaborOper NS OT WT	T2	47827	7/8/2012	544.93
50111305	LaborOperNS OT WT SE	T2	47827	7/8/2012	202.38
50111305	LaborOperNS OT WT SE	T2	47827	7/8/2012	121.11
50111305	LaborOperNS OT WT SE	T2	47827	7/8/2012	1,571.45
50111400	LaborOper NS OT TD	T2	47827	7/8/2012	367.53
50111400	LaborOper NS OT TD	T2	47827	7/8/2012	99.64
50111415	LaborOperNS OT TD Ln	T2	47827	7/8/2012	54.54
50111415	LaborOperNS OT TD Ln	T2	47827	7/8/2012	18.13
50111420	LaborOperNS OT TD Mt	T2	47827	7/8/2012	4,347.44
50111510	LaborOperNS OT CA MR	T2	47827	7/8/2012	1,823.23
50112100	LaborMaint NS OT SS	T2	47827	7/8/2012	98.28
50112100	LaborMaint NS OT SS	T2	47827	7/8/2012	221.13
50112300	LaborMaint NS OT WT	T2	47827	7/8/2012	368.55
50112300	LaborMaint NS OT WT	T2	47827	7/8/2012	1,048.59
50112300	LaborMaint NS OT WT	T2	47827	7/8/2012	457.10
50112305	LaborMaintNSOT WT SE	T2	47827	7/8/2012	102.44
50112305	LaborMaintNSOT WT SE	T2	47827	7/8/2012	245.84
50112400	LaborMaint NS OT TD	T2	47827	7/8/2012	37.38
50112400	LaborMaint NS OT TD	T2	47827	7/8/2012	304.04
50112410	LaborMaintNSOT TD SI	T2	47827	7/8/2012	34.61
50112420	LaborMaintNSOT TD Mn	T2	47827	7/8/2012	504.57
50112420	LaborMaintNSOT TD Mn	T2	47827	7/8/2012	1,201.41
50112430	LaborMaintNSOT TD Sv	T2	47827	7/8/2012	2,024.43
50112440	LaborMaintNSOT TD Hy	T2	47827	7/8/2012	543.80
50121300	LaborOper OT WT	T2	47827	7/8/2012	1,585.72
50121300	LaborOper OT WT	T2	47827	7/8/2012	923.76
50121300	LaborOper OT WT	T2	47827	7/8/2012	605.69
50171000	Annual Incent Plan	T3	47828	7/8/2012	3,180.51
50171000	Annual Incent Plan	T3	47828	7/8/2012	628.35
50171000	Annual Incent Plan	T3	47828	7/8/2012	212.87
50171000	Annual Incent Plan	T3	47828	7/8/2012	271.37
50171000	Annual Incent Plan	T3	47828	7/8/2012	692.72
50171000	Annual Incent Plan	T3	47828	7/8/2012	549.80
50171000	Annual Incent Plan	T3	47828	7/8/2012	2,377.79
50171000	Annual Incent Plan	T3	47828	7/8/2012	681.74
50171000	Annual Incent Plan	T3	47828	7/8/2012	257.25
50171000	Annual Incent Plan	T3	47828	7/8/2012	321.54
50421000	401k Expense	T3	47828	7/8/2012	446.77
50421000	401k Expense	T3	47828	7/8/2012	0.01
50421000	401k Expense	T3	47828	7/8/2012	81.96
50421000	401k Expense	T3	47828	7/8/2012	27.18
50421000	401k Expense	T3	47828	7/8/2012	186.79
50421000	401k Expense	T3	47828	7/8/2012	220.23
50421000	401k Expense	T3	47828	7/8/2012	1,650.84
50421000	401k Expense	T3	47828	7/8/2012	0.13
50421000	401k Expense	T3	47828	7/8/2012	38.26
50421000	401k Expense	T3	47828	7/8/2012	113.72
50421000	401k Expense	T3	47828	7/8/2012	64.39
50421000	401k Expense	T3	47828	7/8/2012	32.29
50421000	401k Expense	T3	47828	7/8/2012	75.14
50421000	401k Expense	T3	47828	7/8/2012	5.85
50421000	401k Expense	T3	47828	7/8/2012	3.32
50421000	401k Expense	T3	47828	7/8/2012	1.99

Kentucky American Water Company  
Case No. 2012-00520  
Response to PSC DR1, Item 31

Account	Description	Doc Type	Document Number	Posting Date	Amount
50421000	401k Expense	T3	47828	7/8/2012	13.99
50421000	401k Expense	T3	47828	7/8/2012	285.53
50421000	401k Expense	T3	47828	7/8/2012	297.54
50421000	401k Expense	T3	47828	7/8/2012	472.45
50421000	401k Expense	T3	47828	7/8/2012	256.14
50421000	401k Expense	T3	47828	7/8/2012	210.85
50421000	401k Expense	T3	47828	7/8/2012	125.26
50421000	401k Expense	T3	47828	7/8/2012	82.90
50421000	401k Expense	T3	47828	7/8/2012	16.67
50421000	401k Expense	T3	47828	7/8/2012	16.67
50421000	401k Expense	T3	47828	7/8/2012	5.20
50422000	DCP Expense	T3	47828	7/8/2012	100.96
50422000	DCP Expense	T3	47828	7/8/2012	103.38
50422000	DCP Expense	T3	47828	7/8/2012	142.47
50422000	DCP Expense	T3	47828	7/8/2012	158.21
50422000	DCP Expense	T3	47828	7/8/2012	200.06
50422000	DCP Expense	T3	47828	7/8/2012	2,150.36
50422000	DCP Expense	T3	47828	7/8/2012	82.01
50422000	DCP Expense	T3	47828	7/8/2012	197.35
50422000	DCP Expense	T3	47828	7/8/2012	222.93
50422000	DCP Expense	T3	47828	7/8/2012	68.38
50422000	DCP Expense	T3	47828	7/8/2012	48.45
50422000	DCP Expense	T3	47828	7/8/2012	15.75
50422000	DCP Expense	T3	47828	7/8/2012	103.99
50422000	DCP Expense	T3	47828	7/8/2012	448.60
50422000	DCP Expense	T3	47828	7/8/2012	598.49
50422000	DCP Expense	T3	47828	7/8/2012	575.39
50422000	DCP Expense	T3	47828	7/8/2012	285.62
50422000	DCP Expense	T3	47828	7/8/2012	105.41
50422000	DCP Expense	T3	47828	7/8/2012	191.85
50422000	DCP Expense	T3	47828	7/8/2012	37.98
50422000	DCP Expense	T3	47828	7/8/2012	21.10
50422000	DCP Expense	T3	47828	7/8/2012	13.64
50426000	Retiree Medical Exp	T3	47828	7/8/2012	380.68
50426000	Retiree Medical Exp	T3	47828	7/8/2012	29.17
50426000	Retiree Medical Exp	T3	47828	7/8/2012	84.38
50426000	Retiree Medical Exp	T3	47828	7/8/2012	68.07
50426000	Retiree Medical Exp	T3	47828	7/8/2012	27.01
50426000	Retiree Medical Exp	T3	47828	7/8/2012	83.34
50426000	Retiree Medical Exp	T3	47828	7/8/2012	83.34
50510100	PBOP Cap Credits	T3	47828	7/8/2012	19,762.31
50510100	PBOP Cap Credits	T3	47828	7/8/2012	124.03
50510100	PBOP Cap Credits	T3	47828	7/8/2012	60.69
50510100	PBOP Cap Credits	T3	47828	7/8/2012	312.58
50510100	PBOP Cap Credits	T3	47828	7/8/2012	277.27
50510100	PBOP Cap Credits	T3	47828	7/8/2012	23.04
50510100	PBOP Cap Credits	T3	47828	7/8/2012	18.83
50510100	PBOP Cap Credits	T3	47828	7/8/2012	85.48
50550000	Group Insur Expense	T3	47828	7/8/2012	196.73
50550000	Group Insur Expense	T3	47828	7/8/2012	1,710.01
50550000	Group Insur Expense	T3	47828	7/8/2012	9.77
50550000	Group Insur Expense	T3	47828	7/8/2012	11.05
50550000	Group Insur Expense	T3	47828	7/8/2012	125.63
50550000	Group Insur Expense	T3	47828	7/8/2012	7.11
50550000	Group Insur Expense	T3	47828	7/8/2012	5.58
50550000	Group Insur Expense	T3	47828	7/8/2012	736.07
50550000	Group Insur Expense	T3	47828	7/8/2012	613.34
50550000	Group Insur Expense	T3	47828	7/8/2012	395.51
50550000	Group Insur Expense	T3	47828	7/8/2012	549.08
50550000	Group Insur Expense	T3	47828	7/8/2012	233.83
50550100	Group Ins Cap Creds	T3	47828	7/8/2012	44,251.71
50550100	Group Ins Cap Creds	T3	47828	7/8/2012	1.94
50550100	Group Ins Cap Creds	T3	47828	7/8/2012	443.94
50550100	Group Ins Cap Creds	T3	47828	7/8/2012	699.38
50550100	Group Ins Cap Creds	T3	47828	7/8/2012	846.91
50550100	Group Ins Cap Creds	T3	47828	7/8/2012	568.32
50550100	Group Ins Cap Creds	T3	47828	7/8/2012	497.40
50550100	Group Ins Cap Creds	T3	47828	7/8/2012	41.22
50550100	Group Ins Cap Creds	T3	47828	7/8/2012	27.29
50550100	Group Ins Cap Creds	T3	47828	7/8/2012	22.31
50550100	Group Ins Cap Creds	T3	47828	7/8/2012	101.27
50610100	Pension Cap Credits	T3	47828	7/8/2012	30,713.48
50610100	Pension Cap Credits	T3	47828	7/8/2012	192.76
50610100	Pension Cap Credits	T3	47828	7/8/2012	94.35
50610100	Pension Cap Credits	T3	47828	7/8/2012	485.81
50610100	Pension Cap Credits	T3	47828	7/8/2012	430.89
50610100	Pension Cap Credits	T3	47828	7/8/2012	35.80

Kentucky American Water Company  
Case No. 2012-00520  
Response to PSC DR1, Item 31

Account	Description	Doc Type	Document Number	Posting Date	Amount
50610100	Pension Cap Credits	T3	47828	7/8/2012	29.26
50610100	Pension Cap Credits	T3	47828	7/8/2012	132.84
55000100	Trans Cap Credits	T3	47828	7/8/2012	1,132.12
55000100	Trans Cap Credits	T3	47828	7/8/2012	15.51
55000100	Trans Cap Credits	T3	47828	7/8/2012	142.64
55000100	Trans Cap Credits	T3	47828	7/8/2012	269.87
55000100	Trans Cap Credits	T3	47828	7/8/2012	558.88
55000100	Trans Cap Credits	T3	47828	7/8/2012	4,157.24
55000100	Trans Cap Credits	T3	47828	7/8/2012	6,792.63
55000100	Trans Cap Credits	T3	47828	7/8/2012	0.74
55000100	Trans Cap Credits	T3	47828	7/8/2012	169.47
55000100	Trans Cap Credits	T3	47828	7/8/2012	267.00
55000100	Trans Cap Credits	T3	47828	7/8/2012	323.28
55000100	Trans Cap Credits	T3	47828	7/8/2012	216.97
55000100	Trans Cap Credits	T3	47828	7/8/2012	189.87
55000100	Trans Cap Credits	T3	47828	7/8/2012	15.74
55000100	Trans Cap Credits	T3	47828	7/8/2012	10.41
55000100	Trans Cap Credits	T3	47828	7/8/2012	8.51
55000100	Trans Cap Credits	T3	47828	7/8/2012	38.66
55000100	Trans Cap Credits	T3	47828	7/8/2012	692.61
55000100	Trans Cap Credits	T3	47828	7/8/2012	1,454.25
55000100	Trans Cap Credits	T3	47828	7/8/2012	639.82
55000100	Trans Cap Credits	T3	47828	7/8/2012	401.45
55000100	Trans Cap Credits	T3	47828	7/8/2012	512.04
55000100	Trans Cap Credits	T3	47828	7/8/2012	122.57
55720100	Ins W/C Cap Credits	T3	47828	7/8/2012	4,520.26
55720100	Ins W/C Cap Credits	T3	47828	7/8/2012	0.20
55720100	Ins W/C Cap Credits	T3	47828	7/8/2012	45.36
55720100	Ins W/C Cap Credits	T3	47828	7/8/2012	71.44
55720100	Ins W/C Cap Credits	T3	47828	7/8/2012	86.53
55720100	Ins W/C Cap Credits	T3	47828	7/8/2012	58.05
55720100	Ins W/C Cap Credits	T3	47828	7/8/2012	50.81
55720100	Ins W/C Cap Credits	T3	47828	7/8/2012	4.21
55720100	Ins W/C Cap Credits	T3	47828	7/8/2012	2.78
55720100	Ins W/C Cap Credits	T3	47828	7/8/2012	2.27
55720100	Ins W/C Cap Credits	T3	47828	7/8/2012	10.34
68533000	FICA	T3	47828	7/8/2012	541.37
68533000	FICA	T3	47828	7/8/2012	0.01
68533000	FICA	T3	47828	7/8/2012	149.96
68533000	FICA	T3	47828	7/8/2012	280.57
68533000	FICA	T3	47828	7/8/2012	532.53
68533000	FICA	T3	47828	7/8/2012	495.61
68533000	FICA	T3	47828	7/8/2012	7,063.08
68533000	FICA	T3	47828	7/8/2012	1.34
68533000	FICA	T3	47828	7/8/2012	171.11
68533000	FICA	T3	47828	7/8/2012	225.08
68533000	FICA	T3	47828	7/8/2012	308.05
68533000	FICA	T3	47828	7/8/2012	158.66
68533000	FICA	T3	47828	7/8/2012	184.67
68533000	FICA	T3	47828	7/8/2012	11.24
68533000	FICA	T3	47828	7/8/2012	9.77
68533000	FICA	T3	47828	7/8/2012	5.86
68533000	FICA	T3	47828	7/8/2012	41.20
68533000	FICA	T3	47828	7/8/2012	805.63
68533000	FICA	T3	47828	7/8/2012	1,999.04
68533000	FICA	T3	47828	7/8/2012	1,846.80
68533000	FICA	T3	47828	7/8/2012	1,260.21
68533000	FICA	T3	47828	7/8/2012	802.85
68533000	FICA	T3	47828	7/8/2012	336.42
68533000	FICA	T3	47828	7/8/2012	597.46
68533000	FICA	T3	47828	7/8/2012	114.57
68533000	FICA	T3	47828	7/8/2012	64.43
68533000	FICA	T3	47828	7/8/2012	9.82
68535000	SUTA	T3	47828	7/8/2012	15.08
71521000	M&J Expenses	T2	47827	7/8/2012	254.62
71521000	M&J Expenses	T2	47827	7/8/2012	206.40
71521000	M&J Expenses	T2	47827	7/8/2012	119.85
71521000	M&J Expenses	T2	47827	7/8/2012	389.25
71521000	M&J Expenses	T2	47827	7/8/2012	130.79
71521000	M&J Expenses	T2	47827	7/8/2012	404.61
71521000	M&J Expenses	T3	47828	7/8/2012	88.78
71521000	M&J Expenses	T3	47828	7/8/2012	51.96
71521000	M&J Expenses	T3	47828	7/8/2012	25.92
71521000	M&J Expenses	T3	47828	7/8/2012	58.96
71521000	M&J Expenses	T3	47828	7/8/2012	20.59
71521000	M&J Expenses	T3	47828	7/8/2012	61.41
71521000	M&J Expenses	T3	47828	7/8/2012	18.67

Kentucky American Water Company  
Case No. 2012-00520  
Response to PSC DR1, Item 31

Account	Description	Doc Type	Document Number	Posting Date	Amount
71521000	M&J Expenses	T3	47828	7/8/2012	14.96
71521000	M&J Expenses	T3	47828	7/8/2012	8.62
71521000	M&J Expenses	T3	47828	7/8/2012	28.44
71521000	M&J Expenses	T3	47828	7/8/2012	9.50
71521000	M&J Expenses	T3	47828	7/8/2012	29.47
40111000	Res Sales Billed	JE	31072106	7/9/2012	(231,447.60)
40111000	Res Sales Billed	JE	31072106	7/9/2012	(9.32)
40111000	Res Sales Billed	JE	31072106	7/9/2012	(296.84)
40121000	Com Sales Billed	JE	31072106	7/9/2012	(297,331.36)
40131000	Ind Sales Billed	JE	31072106	7/9/2012	(11,113.06)
40145000	Priv Fire Billed	JE	31072106	7/9/2012	(6,083.34)
40151000	Publ Auth Billed	JE	31072106	7/9/2012	(132,367.33)
40161000	SlS/Rsle Billed	JE	31072106	7/9/2012	(9,920.80)
40211000	Dom WW Svc Billed	JE	31072106	7/9/2012	(330.42)
40310400	OthRev-NSF Ck Chrg	JE	31072106	7/9/2012	(180.00)
40310500	OthRev-Appl/InitFee	JE	31072106	7/9/2012	(3,302.00)
40310500	OthRev-Appl/InitFee	JE	31072106	7/9/2012	(78.00)
40310700	OthRev-Reconct Fee	JE	31072106	7/9/2012	(1,066.00)
51510013	Purchased Power WT	EE	70021877	7/9/2012	208,865.64
52535000	Meals Deductible	RI	10181411	7/9/2012	(51.60)
52585000	Discounts Available	PN	8091	7/9/2012	(80.64)
52585000	Discounts Available	PN	8091	7/9/2012	(177.04)
52585000	Discounts Available	PN	8091	7/9/2012	(6.99)
52585000	Discounts Available	PN	8091	7/9/2012	(2.64)
57010015	Uncoll Accts Exp CA	JE	31072106	7/9/2012	(31.35)
57010016	Uncoll Accts Exp AG	RI	10181415	7/9/2012	(28.50)
40111000	Res Sales Billed	JE	31072171	7/10/2012	(260,455.28)
40111000	Res Sales Billed	JE	31072171	7/10/2012	(407.69)
40111000	Res Sales Billed	JE	31072171	7/10/2012	(56.60)
40121000	Com Sales Billed	JE	31072171	7/10/2012	(91,686.07)
40121000	Com Sales Billed	JE	31072171	7/10/2012	(7.12)
40131000	Ind Sales Billed	JE	31072171	7/10/2012	(311.82)
40145000	Priv Fire Billed	JE	31072171	7/10/2012	(2,308.09)
40151000	Publ Auth Billed	JE	31072171	7/10/2012	(4,930.68)
40211000	Dom WW Svc Billed	JE	31072171	7/10/2012	(83.71)
40310400	OthRev-NSF Ck Chrg	JE	31072171	7/10/2012	(72.00)
40310500	OthRev-Appl/InitFee	JE	31072171	7/10/2012	(4,524.00)
40310500	OthRev-Appl/InitFee	JE	31072171	7/10/2012	(26.00)
40310500	OthRev-Appl/InitFee	JE	31072171	7/10/2012	(26.00)
40310700	OthRev-Reconct Fee	JE	31072171	7/10/2012	(1,040.00)
50451000	Employee Awards	PV	43135093	7/10/2012	288.79
50451000	Employee Awards	PV	43135095	7/10/2012	238.00
50451000	Employee Awards	PV	43135096	7/10/2012	524.14
51010000	Purchased Water	PV	43135061	7/10/2012	266.87
51010000	Purchased Water	PV	43135063	7/10/2012	167.18
51010000	Purchased Water	PV	43135081	7/10/2012	9,613.19
51510012	Purchased Power P	EE	70022074	7/10/2012	67.64
51510012	Purchased Power P	EE	70022075	7/10/2012	703.25
51510012	Purchased Power P	EE	70022079	7/10/2012	8,723.42
51510012	Purchased Power P	EE	70022080	7/10/2012	795.24
51510012	Purchased Power P	EE	70022081	7/10/2012	908.24
51510012	Purchased Power P	EE	70022084	7/10/2012	261.45
51510012	Purchased Power P	EE	70022085	7/10/2012	27,037.88
51510014	Purchased Power TD	EE	70022122	7/10/2012	23.73
51800000	Chemicals	PD	43133941	7/10/2012	(400.00)
52001300	M&S Oper WT	PV	43134638	7/10/2012	477.21
52001400	M&S Oper TD	PV	43135026	7/10/2012	645.53
52501400	Misc Oper TD	PV	43135028	7/10/2012	588.31
52501400	Misc Oper TD	PV	43135029	7/10/2012	379.58
52501400	Misc Oper TD	PV	43135045	7/10/2012	1,046.56
52501600	Misc Oper AG	PV	43133658	7/10/2012	0.42
52501600	Misc Oper AG	PV	43133658	7/10/2012	0.03
52501600	Misc Oper AG	PV	43133658	7/10/2012	(0.01)
52501600	Misc Oper AG	PV	43135088	7/10/2012	7,188.50
52501600	Misc Oper AG	PV	43135090	7/10/2012	186.70
52503000	Advertising	PV	43135100	7/10/2012	5,084.82
52510015	Bank Svc Charges-CA	PV	43135083	7/10/2012	8,227.98
52514905	Cust Edu Comm-Printd	PV	43135097	7/10/2012	153.72
52514905	Cust Edu Comm-Printd	PV	43135098	7/10/2012	682.71
52532013	Electricity WT	EE	70022077	7/10/2012	11.39
52532014	Electricity TD	EE	70022078	7/10/2012	109.77
52532014	Electricity TD	EE	70022082	7/10/2012	683.36
52532014	Electricity TD	EE	70022083	7/10/2012	611.67
52532014	Electricity TD	EE	70022086	7/10/2012	1,188.79
52532014	Electricity TD	EE	70022121	7/10/2012	26.14
52532016	Electricity AG	EE	70022073	7/10/2012	22.25
52548016	Heating Oil/Gas AG	EE	70022076	7/10/2012	468.23

Kentucky American Water Company  
Case No. 2012-00520  
Response to PSC DR1, Item 31

Account	Description	Doc Type	Document Number	Posting Date	Amount
52562013	Off&Adm Supplies WT	PV	43134649	7/10/2012	51.39
52562513	Overnight Shippng WT	PV	43134655	7/10/2012	131.94
52562513	Overnight Shippng WT	PV	43134891	7/10/2012	342.32
52571100	Add'l Security Costs	PV	43134536	7/10/2012	8,431.65
52571100	Add'l Security Costs	PV	43135007	7/10/2012	2,668.64
52571100	Add'l Security Costs	PV	43135011	7/10/2012	715.20
52571100	Add'l Security Costs	PV	43135013	7/10/2012	2,668.64
52571100	Add'l Security Costs	PV	43135014	7/10/2012	715.20
52571500	Software Licenses	PV	43135091	7/10/2012	245.53
52574116	Cell Phone AG	TC	31071910	7/10/2012	159.84
52578011	Trash Removal SS	PV	43134621	7/10/2012	332.14
52579000	Trustee Fees	PV	43135089	7/10/2012	4,240.00
52583016	Water & WW AG	PV	43135058	7/10/2012	623.38
52583016	Water & WW AG	PV	43135074	7/10/2012	21.95
52585000	Discounts Available	PN	8094	7/10/2012	(53.76)
52585000	Discounts Available	PN	8094	7/10/2012	(8.72)
52585000	Discounts Available	PK	62066049	7/10/2012	(13.36)
52585000	Discounts Available	PK	62066050	7/10/2012	(35.13)
53150013	Contr Svc-Other WT	PV	43134586	7/10/2012	1,000.00
53150013	Contr Svc-Other WT	PV	43134605	7/10/2012	50.00
53150013	Contr Svc-Other WT	PV	43134608	7/10/2012	560.00
53150013	Contr Svc-Other WT	PV	43134613	7/10/2012	50.00
53150013	Contr Svc-Other WT	PV	43134617	7/10/2012	50.00
53150014	Contr Svc-Other TD	PV	43134581	7/10/2012	43.32
53150014	Contr Svc-Other TD	PV	43134605	7/10/2012	20.00
53150014	Contr Svc-Other TD	PV	43134605	7/10/2012	419.00
53150014	Contr Svc-Other TD	PV	43134642	7/10/2012	84.00
53150016	Contr Svc-Other AG	TC	31071975	7/10/2012	214.13
53151015	Contr Svc-Temp EE CA	PV	43135052	7/10/2012	780.00
53151015	Contr Svc-Temp EE CA	PV	43135053	7/10/2012	312.00
53151015	Contr Svc-Temp EE CA	PV	43135055	7/10/2012	451.50
53151015	Contr Svc-Temp EE CA	PV	43135057	7/10/2012	780.00
53151015	Contr Svc-Temp EE CA	PV	43135066	7/10/2012	780.00
53151015	Contr Svc-Temp EE CA	PV	43135071	7/10/2012	633.75
53151015	Contr Svc-Temp EE CA	PV	43135072	7/10/2012	780.00
53151015	Contr Svc-Temp EE CA	PV	43135077	7/10/2012	780.00
53155000	Contr Svc-Legal	PV	43135084	7/10/2012	840.93
53155000	Contr Svc-Legal	PV	43135087	7/10/2012	15,718.35
55000016	Trans Oper AG	PV	43135049	7/10/2012	695.55
55000016	Trans Oper AG	PD	43135050	7/10/2012	(42.38)
57010015	Uncoll Accts Exp CA	JE	31072171	7/10/2012	(32.32)
57010015	Uncoll Accts Exp CA	JE	31072171	7/10/2012	(361.25)
62002100	M&S Maint SS	PV	43134600	7/10/2012	576.34
62002300	M&S Maint WT	PV	43134600	7/10/2012	576.34
62002300	M&S Maint WT	PV	43135012	7/10/2012	68.03
62002400	M&S Maint TD	PV	43134642	7/10/2012	1,540.41
62002400	M&S Maint TD	PV	43135023	7/10/2012	1,945.50
62002400	M&S Maint TD	PV	43135023	7/10/2012	2,474.60
62002400	M&S Maint TD	PV	43135024	7/10/2012	370.47
62002400	M&S Maint TD	PV	43135033	7/10/2012	139.92
62002400	M&S Maint TD	PV	43135044	7/10/2012	2,470.61
62502400	Misc Maint TD	PV	43135043	7/10/2012	17.94
62502600	Misc Maint AG	PV	43135026	7/10/2012	1,038.97
62502600	Misc Maint AG	PV	43135031	7/10/2012	127.71
62502600	Misc Maint AG	PV	43135032	7/10/2012	127.71
62520700	Misc Main Pvg/Bckfil	PV	43134631	7/10/2012	1,640.00
63150026	Contr Svc-Maint AG	PV	43135020	7/10/2012	138.00
40111000	Res Sales Billed	JE	31073566	7/11/2012	(190,725.03)
40111000	Res Sales Billed	JE	31073566	7/11/2012	(31.33)
40111000	Res Sales Billed	JE	31073566	7/11/2012	(93.52)
40111000	Res Sales Billed	JE	31073566	7/11/2012	(14.48)
40121000	Com Sales Billed	JE	31073566	7/11/2012	(67,651.20)
40131000	Ind Sales Billed	JE	31073566	7/11/2012	(7,918.47)
40145000	Priv Fire Billed	JE	31073566	7/11/2012	(4,069.70)
40151000	Publ Auth Billed	JE	31073566	7/11/2012	(30,551.95)
40161000	SlS/Rsle Billed	JE	31073566	7/11/2012	(252.96)
40171000	Misc Sales Billed	JE	31073566	7/11/2012	0.00
40211000	Dom WW Svc Billed	JE	31073566	7/11/2012	(8.06)
40310400	OthRev-NSF Ck Chrg	JE	31073566	7/11/2012	(132.00)
40310400	OthRev-NSF Ck Chrg	JE	31073566	7/11/2012	(12.00)
40310500	OthRev-Appl/InitFee	JE	31073566	7/11/2012	(2,366.00)
40310500	OthRev-Appl/InitFee	JE	31073566	7/11/2012	(52.00)
40310700	OthRev-Reconnct Fee	JE	31073566	7/11/2012	(1,014.00)
50550000	Group Insur Expense	PS	43136076	7/11/2012	161,653.47
51510013	Purchased Power WT	PS	43136080	7/11/2012	6,380.62
51510013	Purchased Power WT	PS	43136080	7/11/2012	870.08
52585000	Discounts Available	PU	18863	7/11/2012	(17.85)

Kentucky American Water Company  
Case No. 2012-00520  
Response to PSC DR1, Item 31

Account	Description	Doc Type	Document Number	Posting Date	Amount
52585000	Discounts Available	PX	7863	7/11/2012	(153.67)
52585000	Discounts Available	PX	7863	7/11/2012	(427.52)
52585000	Discounts Available	PX	7863	7/11/2012	(10.24)
52585000	Discounts Available	PX	7863	7/11/2012	(16.50)
52585000	Discounts Available	PX	7863	7/11/2012	(4.07)
52585000	Discounts Available	PX	7863	7/11/2012	(216.09)
52585000	Discounts Available	PX	7863	7/11/2012	(3.04)
52585000	Discounts Available	PK	62066057	7/11/2012	(3.47)
57010015	Uncoll Accts Exp CA	JE	31073566	7/11/2012	(217.27)
62002100	M&S Maint SS	PV	43136109	7/11/2012	76.37
62002100	M&S Maint SS	PV	43136153	7/11/2012	753.54
62002100	M&S Maint SS	PV	43136154	7/11/2012	76.51
62002100	M&S Maint SS	PV	43136155	7/11/2012	1,286.95
62002300	M&S Maint WT	PV	43136109	7/11/2012	76.37
62002300	M&S Maint WT	PV	43136111	7/11/2012	102.83
62002300	M&S Maint WT	PV	43136113	7/11/2012	750.00
62002300	M&S Maint WT	PV	43136156	7/11/2012	112.11
62002400	M&S Maint TD	PV	43136048	7/11/2012	112.75
68520100	Tax Discounts	PS	43136080	7/11/2012	(1,452.94)
68520100	Tax Discounts	PS	43136080	7/11/2012	0.04
40111000	Res Sales Billed	JE	31076251	7/12/2012	(183,756.94)
40111000	Res Sales Billed	JE	31076251	7/12/2012	(18,327.67)
40111000	Res Sales Billed	JE	31076251	7/12/2012	(24.62)
40111000	Res Sales Billed	JE	31076251	7/12/2012	(34.65)
40121000	Com Sales Billed	JE	31076251	7/12/2012	(83,052.92)
40121000	Com Sales Billed	JE	31076251	7/12/2012	(280.30)
40145000	Priv Fire Billed	JE	31076251	7/12/2012	(8,351.47)
40151000	Publ Auth Billed	JE	31076251	7/12/2012	(38,958.50)
40151000	Publ Auth Billed	JE	31076251	7/12/2012	(1,241.09)
40211000	Dom WW Svc Billed	JE	31076251	7/12/2012	(36.59)
40221000	Com WW Svc Billed	JE	31076251	7/12/2012	(1,233.03)
40251000	PubAuth WW Billed	JE	31076251	7/12/2012	(41.62)
40310400	OthRev-NSF Ck Chrg	JE	31076251	7/12/2012	(132.00)
40310500	OthRev-Appl/InitFee	JE	31076251	7/12/2012	(2,522.00)
40310500	OthRev-Appl/InitFee	JE	31076251	7/12/2012	(130.00)
40310700	OthRev-Reconnct Fee	JE	31076251	7/12/2012	(624.00)
40310700	OthRev-Reconnct Fee	JE	31076251	7/12/2012	(52.00)
50452000	Emp Physical Exams	CC	31074679	7/12/2012	166.00
51510012	Purchased Power P	EE	70022566	7/12/2012	727.26
51510012	Purchased Power P	EE	70022615	7/12/2012	40.66
51510013	Purchased Power WT	EE	70022616	7/12/2012	7,362.47
52001300	M&S Oper WT	ST	31072303	7/12/2012	28.63
52001300	M&S Oper WT	CC	31074518	7/12/2012	8.54
52001300	M&S Oper WT	CC	31074733	7/12/2012	114.18
52001300	M&S Oper WT	CC	31074890	7/12/2012	279.76
52001300	M&S Oper WT	CC	31075114	7/12/2012	8.54
52001300	M&S Oper WT	CC	31075115	7/12/2012	126.51
52001300	M&S Oper WT	CC	31075929	7/12/2012	5.04
52001300	M&S Oper WT	CC	31076065	7/12/2012	305.00
52001300	M&S Oper WT	CC	31076079	7/12/2012	52.77
52001400	M&S Oper TD	CC	31073572	7/12/2012	159.00
52001400	M&S Oper TD	CC	31074421	7/12/2012	140.58
52001400	M&S Oper TD	CC	31074421	7/12/2012	580.52
52001400	M&S Oper TD	CC	31074490	7/12/2012	4.27
52001400	M&S Oper TD	CC	31074747	7/12/2012	47.15
52001400	M&S Oper TD	CC	31074830	7/12/2012	48.15
52001400	M&S Oper TD	CC	31074994	7/12/2012	4.27
52001400	M&S Oper TD	CC	31075038	7/12/2012	630.75
52001400	M&S Oper TD	CC	31075285	7/12/2012	46.21
52001400	M&S Oper TD	CC	31075816	7/12/2012	890.00
52001400	M&S Oper TD	CC	31075983	7/12/2012	132.03
52001400	M&S Oper TD	CC	31076066	7/12/2012	4.27
52001400	M&S Oper TD	CC	31076139	7/12/2012	25.18
52501300	Misc Oper WT	CC	31073418	7/12/2012	193.81
52501300	Misc Oper WT	CC	31076078	7/12/2012	112.94
52501400	Misc Oper TD	TC	31072213	7/12/2012	95.94
52501400	Misc Oper TD	ST	31072303	7/12/2012	62.79
52501400	Misc Oper TD	CC	31073900	7/12/2012	111.30
52501400	Misc Oper TD	CC	31074107	7/12/2012	56.41
52501400	Misc Oper TD	CC	31074322	7/12/2012	29.84
52501400	Misc Oper TD	CC	31075988	7/12/2012	108.75
52501400	Misc Oper TD	CC	31076067	7/12/2012	31.01
52501600	Misc Oper AG	CC	31074091	7/12/2012	45.35
52501600	Misc Oper AG	CC	31074269	7/12/2012	(45.35)
52501600	Misc Oper AG	CC	31074523	7/12/2012	2,650.00
52501600	Misc Oper AG	CC	31075288	7/12/2012	48.67
52514905	Cust Edu Comm-Printd	ST	31072312	7/12/2012	8.78

Kentucky American Water Company  
Case No. 2012-00520  
Response to PSC DR1, Item 31

Account	Description	Doc Type	Document Number	Posting Date	Amount
52514905	Cust Edu Comm-Printd	ST	31072312	7/12/2012	9.80
52532014	Electricity TD	EE	70022575	7/12/2012	26.48
52532014	Electricity TD	EE	70022577	7/12/2012	35.08
52534000	Employee Expenses	CC	31073951	7/12/2012	33.00
52534000	Employee Expenses	CC	31073953	7/12/2012	15.08
52534000	Employee Expenses	CC	31074004	7/12/2012	5.00
52534000	Employee Expenses	CC	31074005	7/12/2012	715.60
52534000	Employee Expenses	CC	31074197	7/12/2012	375.00
52534000	Employee Expenses	CC	31074615	7/12/2012	23.00
52534000	Employee Expenses	CC	31074682	7/12/2012	88.00
52534000	Employee Expenses	CC	31074683	7/12/2012	300.16
52534000	Employee Expenses	CC	31074684	7/12/2012	534.41
52534000	Employee Expenses	CC	31075927	7/12/2012	20.00
52534000	Employee Expenses	CC	31075987	7/12/2012	914.69
52535000	Meals Deductible	CC	31073952	7/12/2012	56.38
52535000	Meals Deductible	CC	31073963	7/12/2012	10.00
52535000	Meals Deductible	CC	31073964	7/12/2012	140.06
52535000	Meals Deductible	CC	31074196	7/12/2012	20.68
52535000	Meals Deductible	CC	31074224	7/12/2012	19.15
52535000	Meals Deductible	CC	31074270	7/12/2012	54.61
52535000	Meals Deductible	CC	31074524	7/12/2012	38.16
52535000	Meals Deductible	CC	31074616	7/12/2012	8.72
52535000	Meals Deductible	CC	31074677	7/12/2012	8.45
52535000	Meals Deductible	CC	31074786	7/12/2012	41.33
52535000	Meals Deductible	CC	31074908	7/12/2012	17.57
52535000	Meals Deductible	CC	31074943	7/12/2012	12.71
52535000	Meals Deductible	CC	31074967	7/12/2012	29.10
52535000	Meals Deductible	CC	31074995	7/12/2012	5.78
52535000	Meals Deductible	CC	31075037	7/12/2012	10.00
52535000	Meals Deductible	CC	31075095	7/12/2012	19.16
52535000	Meals Deductible	CC	31075113	7/12/2012	19.60
52535000	Meals Deductible	CC	31075235	7/12/2012	13.24
52535000	Meals Deductible	CC	31075286	7/12/2012	13.02
52535000	Meals Deductible	CC	31075287	7/12/2012	3.18
52535000	Meals Deductible	CC	31075347	7/12/2012	7.04
52535000	Meals Deductible	CC	31075349	7/12/2012	22.33
52535000	Meals Deductible	CC	31075367	7/12/2012	9.21
52535000	Meals Deductible	CC	31075368	7/12/2012	10.00
52535000	Meals Deductible	CC	31075416	7/12/2012	10.00
52535000	Meals Deductible	CC	31075417	7/12/2012	10.00
52535000	Meals Deductible	CC	31075632	7/12/2012	73.68
52535000	Meals Deductible	CC	31075679	7/12/2012	9.08
52535000	Meals Deductible	CC	31075978	7/12/2012	5.82
52535000	Meals Deductible	CC	31076068	7/12/2012	8.44
52535000	Meals Deductible	CC	31076140	7/12/2012	8.56
52548014	Heating Oil/Gas TD	EE	70022574	7/12/2012	249.57
52548014	Heating Oil/Gas TD	EE	70022576	7/12/2012	32.28
52550013	Janitorial WT	CC	31074124	7/12/2012	283.52
52550013	Janitorial WT	CC	31074507	7/12/2012	223.81
52554500	Lab Supplies	CC	31075476	7/12/2012	41.50
52562013	Off&Adm Supplies WT	ST	31072303	7/12/2012	3.08
52562013	Off&Adm Supplies WT	CC	31074808	7/12/2012	165.04
52562016	Off&Adm Supplies AG	CC	31075633	7/12/2012	9.41
52562513	Overnight Shippng WT	CC	31073352	7/12/2012	151.37
52562516	Overnight Shippng AG	CC	31074261	7/12/2012	20.59
52562516	Overnight Shippng AG	CC	31074549	7/12/2012	21.01
52574013	Telephone WT	TC	31076211	7/12/2012	2,046.65
52574015	Telephone CA	TC	31072222	7/12/2012	66.87
52574015	Telephone CA	TC	31072223	7/12/2012	49.53
52574015	Telephone CA	TC	31072294	7/12/2012	1,106.09
52574015	Telephone CA	TC	31076211	7/12/2012	773.38
52574016	Telephone AG	TC	31072213	7/12/2012	116.76
52574016	Telephone AG	TC	31072213	7/12/2012	322.17
52574016	Telephone AG	TC	31072213	7/12/2012	46.73
52574016	Telephone AG	TC	31072213	7/12/2012	61.83
52574016	Telephone AG	TC	31072252	7/12/2012	20.25
52574016	Telephone AG	TC	31076211	7/12/2012	797.55
52574114	Cell Phone TD	TC	31076221	7/12/2012	231.87
52574114	Cell Phone TD	TC	31076221	7/12/2012	47.29
52574114	Cell Phone TD	TC	31076221	7/12/2012	706.84
52574116	Cell Phone AG	TC	31076221	7/12/2012	47.41
52574116	Cell Phone AG	TC	31076221	7/12/2012	566.87
52574116	Cell Phone AG	TC	31076221	7/12/2012	(0.14)
52574116	Cell Phone AG	TC	31076221	7/12/2012	142.32
52582013	Uniforms WT	CC	31073527	7/12/2012	111.30
52582013	Uniforms WT	CC	31073528	7/12/2012	27.55
52582013	Uniforms WT	CC	31073558	7/12/2012	104.93

Kentucky American Water Company  
Case No. 2012-00520  
Response to PSC DR1, Item 31

Account	Description	Doc Type	Document Number	Posting Date	Amount
52582013	Uniforms WT	CC	31074370	7/12/2012	69.19
52582013	Uniforms WT	CC	31074371	7/12/2012	55.44
52582013	Uniforms WT	CC	31074393	7/12/2012	111.30
52582013	Uniforms WT	CC	31074490	7/12/2012	4.81
52582013	Uniforms WT	CC	31074490	7/12/2012	25.35
52582013	Uniforms WT	CC	31074518	7/12/2012	39.20
52582013	Uniforms WT	CC	31074941	7/12/2012	69.19
52582013	Uniforms WT	CC	31074942	7/12/2012	55.44
52582013	Uniforms WT	CC	31074994	7/12/2012	4.81
52582013	Uniforms WT	CC	31074994	7/12/2012	25.35
52582013	Uniforms WT	CC	31075114	7/12/2012	39.20
52582013	Uniforms WT	CC	31076066	7/12/2012	4.81
52582013	Uniforms WT	CC	31076066	7/12/2012	25.35
52582014	Uniforms TD	CC	31074490	7/12/2012	21.78
52582014	Uniforms TD	CC	31074994	7/12/2012	23.83
52582014	Uniforms TD	CC	31076066	7/12/2012	21.78
52582014	Uniforms TD	CC	31076117	7/12/2012	108.75
52585000	Discounts Available	PN	8099	7/12/2012	(6.99)
52585000	Discounts Available	PK	62066071	7/12/2012	(2.34)
53150013	Contr Svc-Other WT	CC	31075234	7/12/2012	465.00
53150016	Contr Svc-Other AG	CC	31076137	7/12/2012	70.45
53150016	Contr Svc-Other AG	PS	43136190	7/12/2012	3,099.16
53152000	Contr Svc-Lab Testng	CC	31073859	7/12/2012	906.00
53152000	Contr Svc-Lab Testng	CC	31074340	7/12/2012	805.00
53152000	Contr Svc-Lab Testng	CC	31074341	7/12/2012	418.00
53152000	Contr Svc-Lab Testng	CC	31074369	7/12/2012	(906.00)
55000014	Trans Oper TD	CC	31073727	7/12/2012	60.00
55000016	Trans Oper AG	CC	31073570	7/12/2012	8.00
55000016	Trans Oper AG	CC	31074262	7/12/2012	4.23
55000016	Trans Oper AG	CC	31074387	7/12/2012	12.00
55000016	Trans Oper AG	CC	31074394	7/12/2012	6.00
55000016	Trans Oper AG	CC	31074723	7/12/2012	14.99
55000016	Trans Oper AG	CC	31074905	7/12/2012	14.99
55000016	Trans Oper AG	CC	31075284	7/12/2012	8.00
55000016	Trans Oper AG	CC	31075643	7/12/2012	14.99
55000016	Trans Oper AG	CC	31075678	7/12/2012	10.00
55000016	Trans Oper AG	CC	31075689	7/12/2012	12.00
55000016	Trans Oper AG	CC	31075771	7/12/2012	8.00
55010300	Trans Lease Maint	CC	31074209	7/12/2012	13.83
55010300	Trans Lease Maint	CC	31074350	7/12/2012	13.83
57010015	Uncoll Accts Exp CA	JE	31076251	7/12/2012	(218.10)
62002100	M&S Maint SS	CC	31073438	7/12/2012	33.78
62002100	M&S Maint SS	CC	31073451	7/12/2012	93.74
62002100	M&S Maint SS	CC	31074748	7/12/2012	1,566.56
62002300	M&S Maint WT	CC	31073529	7/12/2012	29.85
62002300	M&S Maint WT	CC	31073531	7/12/2012	495.84
62002300	M&S Maint WT	CC	31074746	7/12/2012	66.74
62002300	M&S Maint WT	CC	31074748	7/12/2012	52.10
62002300	M&S Maint WT	CC	31075152	7/12/2012	1,254.05
62002300	M&S Maint WT	CC	31075239	7/12/2012	1,072.30
62002300	M&S Maint WT	CC	31075928	7/12/2012	169.18
62002400	M&S Maint TD	ST	31072303	7/12/2012	116.73
62002400	M&S Maint TD	ST	31072303	7/12/2012	148.48
62002400	M&S Maint TD	CC	31075405	7/12/2012	231.92
62502400	Misc Maint TD	ST	31072303	7/12/2012	1.08
62502400	Misc Maint TD	CC	31074110	7/12/2012	461.25
62502400	Misc Maint TD	CC	31074111	7/12/2012	710.33
40111000	Res Sales Billed	JE	31076343	7/13/2012	(360,301.12)
40111000	Res Sales Billed	JE	31076343	7/13/2012	(14,466.21)
40111000	Res Sales Billed	JE	31076343	7/13/2012	(19,218.69)
40111000	Res Sales Billed	JE	31076343	7/13/2012	(19.05)
40121000	Com Sales Billed	JE	31076343	7/13/2012	(101,221.57)
40121000	Com Sales Billed	JE	31076343	7/13/2012	(42.84)
40121000	Com Sales Billed	JE	31076343	7/13/2012	(522.11)
40145000	Priv Fire Billed	JE	31076343	7/13/2012	(6,182.39)
40151000	Publ Auth Billed	JE	31076343	7/13/2012	(9,758.81)
40151000	Publ Auth Billed	JE	31076343	7/13/2012	(66.21)
40151000	Publ Auth Billed	JE	31076343	7/13/2012	(108.75)
40161000	SlS/Rsle Billed	JE	31076343	7/13/2012	(91,801.86)
40161000	SlS/Rsle Billed	JE	31076343	7/13/2012	(295.35)
40211000	Dom WW Svc Billed	JE	31076343	7/13/2012	(29.72)
40310400	OthRev-NSF Ck Chrg	JE	31076343	7/13/2012	(84.00)
40310500	OthRev-App/InitFee	JE	31076343	7/13/2012	(2,912.00)
40310500	OthRev-App/InitFee	JE	31076343	7/13/2012	(312.00)
40310500	OthRev-App/InitFee	JE	31076343	7/13/2012	(130.00)
40310500	OthRev-App/InitFee	JE	31076343	7/13/2012	(182.00)
40310700	OthRev-Reconnct Fee	JE	31076343	7/13/2012	(468.00)



Kentucky American Water Company  
Case No. 2012-00520  
Response to PSC DR1, Item 31

Account	Description	Doc Type	Document Number	Posting Date	Amount
40310700	OthRev-Reconnct Fee	JE	31076343	7/13/2012	(26.00)
50101400	Labor Oper TD	T2	47867	7/13/2012	1,340.68
50422000	DCP Expense	T3	47868	7/13/2012	70.39
50510100	PBOP Cap Credits	T1	47826	7/13/2012	(24,376.65)
50550000	Group Insur Expense	T1	47826	7/13/2012	(13,166.18)
50550000	Group Insur Expense	T1	47866	7/13/2012	(108.92)
50550100	Group Ins Cap Creds	T1	47826	7/13/2012	(55,614.32)
50550100	Group Ins Cap Creds	T1	47866	7/13/2012	(249.37)
50550100	Group Ins Cap Creds	T3	47868	7/13/2012	249.37
50610100	Pension Cap Credits	T1	47826	7/13/2012	(37,884.73)
51510012	Purchased Power P	EE	70022756	7/13/2012	2,853.86
51510013	Purchased Power WT	EE	70022757	7/13/2012	3,803.85
51510013	Purchased Power WT	EE	70022797	7/13/2012	0.59
52534000	Employee Expenses	RI	10181908	7/13/2012	(93.17)
52562016	Off&Adm Supplies AG	PV	43137306	7/13/2012	17.30
52585000	Discounts Available	PN	8104	7/13/2012	(150.21)
52585000	Discounts Available	PK	62066088	7/13/2012	(33.69)
52585000	Discounts Available	PK	62066088	7/13/2012	(2.81)
53150014	Contr Svc-Other TD	PV	43137120	7/13/2012	8,580.00
55000100	Trans Cap Credits	T1	47826	7/13/2012	(1,197.46)
55000100	Trans Cap Credits	T1	47826	7/13/2012	(1,248.30)
55000100	Trans Cap Credits	T1	47826	7/13/2012	(151.14)
55000100	Trans Cap Credits	T1	47826	7/13/2012	(347.06)
55000100	Trans Cap Credits	T1	47826	7/13/2012	(558.88)
55000100	Trans Cap Credits	T1	47826	7/13/2012	(4,235.87)
55000100	Trans Cap Credits	T1	47826	7/13/2012	(9,597.66)
55000100	Trans Cap Credits	T1	47826	7/13/2012	(692.61)
55000100	Trans Cap Credits	T1	47826	7/13/2012	(1,454.25)
55000100	Trans Cap Credits	T1	47826	7/13/2012	(639.82)
55000100	Trans Cap Credits	T1	47826	7/13/2012	(428.55)
55000100	Trans Cap Credits	T1	47826	7/13/2012	(554.91)
55000100	Trans Cap Credits	T1	47826	7/13/2012	(122.57)
55000100	Trans Cap Credits	T1	47866	7/13/2012	(95.19)
55000100	Trans Cap Credits	T3	47868	7/13/2012	95.19
55720100	Ins W/C Cap Credits	T1	47826	7/13/2012	(5,681.11)
55720100	Ins W/C Cap Credits	T1	47866	7/13/2012	(25.47)
55720100	Ins W/C Cap Credits	T3	47868	7/13/2012	25.47
57010015	Uncoll Accts Exp CA	JE	31076343	7/13/2012	(60.75)
57010015	Uncoll Accts Exp CA	JE	31076343	7/13/2012	(178.82)
68533000	FICA	T3	47868	7/13/2012	94.30
52001400	M&S Oper TD	PV	43137735	7/14/2012	213.01
52501400	Misc Oper TD	PV	43137682	7/14/2012	7.21
52501400	Misc Oper TD	PV	43137721	7/14/2012	178.25
52501400	Misc Oper TD	PV	43137724	7/14/2012	267.37
52501400	Misc Oper TD	PV	43137730	7/14/2012	448.32
52501400	Misc Oper TD	PV	43137732	7/14/2012	29.03
52501400	Misc Oper TD	PV	43137736	7/14/2012	1,059.48
52578011	Trash Removal SS	PV	43137746	7/14/2012	28.42
53150014	Contr Svc-Other TD	PV	43137737	7/14/2012	2,968.56
53150016	Contr Svc-Other AG	PV	43137711	7/14/2012	65.52
53150016	Contr Svc-Other AG	PV	43137753	7/14/2012	85.00
53150016	Contr Svc-Other AG	PV	43137756	7/14/2012	28.42
53150016	Contr Svc-Other AG	PV	43137758	7/14/2012	982.02
53155000	Contr Svc-Legal	PV	43137747	7/14/2012	30.00
55000016	Trans Oper AG	PV	43137695	7/14/2012	16.11
62002100	M&S Maint SS	PV	43137739	7/14/2012	55.81
62002100	M&S Maint SS	PV	43137741	7/14/2012	218.97
62002300	M&S Maint WT	PV	43137739	7/14/2012	55.81
62002300	M&S Maint WT	PV	43137741	7/14/2012	218.96
62002400	M&S Maint TD	PV	43137689	7/14/2012	348.50
62002400	M&S Maint TD	PV	43137715	7/14/2012	3,445.00
62002400	M&S Maint TD	PV	43137719	7/14/2012	159.00
62002400	M&S Maint TD	PV	43137726	7/14/2012	221.01
62002400	M&S Maint TD	PV	43137727	7/14/2012	294.68
63150026	Contr Svc-Maint AG	PV	43137698	7/14/2012	171.00
63150026	Contr Svc-Maint AG	PV	43137700	7/14/2012	1,135.83
63150026	Contr Svc-Maint AG	PV	43137702	7/14/2012	2,583.30
63150026	Contr Svc-Maint AG	PV	43137708	7/14/2012	380.00
63150026	Contr Svc-Maint AG	PV	43137710	7/14/2012	705.00
71511000	M&J Revenues	RI	10181869	7/14/2012	(548.10)
40111000	Res Sales Billed	JE	31076488	7/16/2012	(140,131.80)
40111000	Res Sales Billed	JE	31076488	7/16/2012	(8.90)
40111000	Res Sales Billed	JE	31076488	7/16/2012	(359.28)
40121000	Com Sales Billed	JE	31076488	7/16/2012	(64,382.88)
40131000	Ind Sales Billed	JE	31076488	7/16/2012	(6,104.21)
40145000	Priv Fire Billed	JE	31076488	7/16/2012	(4,616.26)
40151000	Publ Auth Billed	JE	31076488	7/16/2012	(8,514.39)

Kentucky American Water Company  
Case No. 2012-00520  
Response to PSC DR1, Item 31

Account	Description	Doc Type	Document Number	Posting Date	Amount
40211000	Dom WW Svc Billed	JE	31076488	7/16/2012	(47.38)
40310400	OthRev-NSF Ck Chrg	JE	31076488	7/16/2012	(132.00)
40310500	OthRev-Appl/InitFee	JE	31076488	7/16/2012	(2,028.00)
40310500	OthRev-Appl/InitFee	JE	31076488	7/16/2012	(52.00)
40310700	OthRev-Reconnct Fee	JE	31076488	7/16/2012	(1,274.00)
51010000	Purchased Water	PV	43139820	7/16/2012	460.42
52001400	M&S Oper TD	PV	43139813	7/16/2012	513.00
52001400	M&S Oper TD	PV	43139813	7/16/2012	750.00
52001400	M&S Oper TD	PV	43139819	7/16/2012	2,000.00
52501400	Misc Oper TD	PV	43139819	7/16/2012	5,000.00
52501600	Misc Oper AG	PS	43138774	7/16/2012	296.87
52510015	Bank Svc Charges-CA	PV	43139750	7/16/2012	8,307.35
52527000	Directors Fees	PS	43138768	7/16/2012	50.00
52527000	Directors Fees	PS	43138769	7/16/2012	50.00
52527000	Directors Fees	PS	43138770	7/16/2012	50.00
52527000	Directors Fees	PS	43138771	7/16/2012	50.00
52532014	Electricity TD	EE	70022938	7/16/2012	113.36
52534000	Employee Expenses	PS	43138773	7/16/2012	89.00
52578014	Trash Removal TD	PV	43139816	7/16/2012	328.18
52583011	Water & WW SS	PV	43139808	7/16/2012	4,189.98
52583016	Water & WW AG	PV	43139818	7/16/2012	623.38
52583016	Water & WW AG	PV	43139823	7/16/2012	8.78
52583016	Water & WW AG	PV	43139824	7/16/2012	30.73
52583016	Water & WW AG	PV	43139825	7/16/2012	26.34
52583016	Water & WW AG	PV	43139826	7/16/2012	21.95
52583016	Water & WW AG	PV	43139827	7/16/2012	1,210.13
52583016	Water & WW AG	PV	43139828	7/16/2012	17.56
52585000	Discounts Available	PN	8106	7/16/2012	(150.21)
52585000	Discounts Available	PN	8106	7/16/2012	(55.79)
52585000	Discounts Available	PN	8106	7/16/2012	(1.28)
52585000	Discounts Available	PN	8106	7/16/2012	(2.64)
52585000	Discounts Available	PN	8106	7/16/2012	(46.62)
52585000	Discounts Available	PN	8107	7/16/2012	(117.79)
52585000	Discounts Available	PU	18912	7/16/2012	(3.49)
53150015	Contr Svc-Other CA	PV	43139821	7/16/2012	603.68
53150015	Contr Svc-Other CA	PV	43139822	7/16/2012	103.19
53150016	Contr Svc-Other AG	ST	31076352	7/16/2012	5.10
57010015	Uncoll Accts Exp CA	JE	31076488	7/16/2012	(290.85)
62002400	M&S Maint TD	PV	43139806	7/16/2012	1,154.50
62002400	M&S Maint TD	PV	43139819	7/16/2012	4,025.95
62002400	M&S Maint TD	ST	31076352	7/16/2012	20.91
62002400	M&S Maint TD	IR	742011	7/16/2012	(415.91)
62002400	M&S Maint TD	IR	742011	7/16/2012	(379.13)
62002400	M&S Maint TD	IR	742012	7/16/2012	(81.33)
62002400	M&S Maint TD	IR	742012	7/16/2012	(44.63)
62002400	M&S Maint TD	IR	742012	7/16/2012	(90.12)
62002400	M&S Maint TD	IR	742012	7/16/2012	(74.36)
62002400	M&S Maint TD	IR	742012	7/16/2012	(257.29)
62002400	M&S Maint TD	IR	742012	7/16/2012	(118.14)
62002400	M&S Maint TD	IR	742013	7/16/2012	(634.66)
62002400	M&S Maint TD	IR	742014	7/16/2012	(120.50)
62002400	M&S Maint TD	IR	742015	7/16/2012	(1.36)
62002400	M&S Maint TD	IR	742016	7/16/2012	(36.45)
62002400	M&S Maint TD	IR	742017	7/16/2012	(36.15)
62502400	Misc Maint TD	PV	43139815	7/16/2012	790.30
62502400	Misc Maint TD	PV	43139815	7/16/2012	675.00
62502400	Misc Maint TD	PV	43139819	7/16/2012	5,000.00
62502400	Misc Maint TD	PV	43139829	7/16/2012	684.44
62520700	Misc Main Pvg/Bckfil	PV	43139810	7/16/2012	92.01
62520700	Misc Main Pvg/Bckfil	PV	43139811	7/16/2012	78.86
68545000	Utility Reg Assessme	PS	43138772	7/16/2012	146,135.83
71521000	M&J Expenses	PS	43138767	7/16/2012	60.00
40111000	Res Sales Billed	JE	31076544	7/17/2012	(151,784.06)
40111000	Res Sales Billed	JE	31076544	7/17/2012	(12.10)
40111000	Res Sales Billed	JE	31076544	7/17/2012	(7.84)
40121000	Com Sales Billed	JE	31076544	7/17/2012	(64,670.62)
40145000	Priv Fire Billed	JE	31076544	7/17/2012	(4,707.59)
40151000	Publ Auth Billed	JE	31076544	7/17/2012	(9,880.09)
40171000	Misc Sales Billed	JE	31076544	7/17/2012	(3,417.13)
40211000	Dom WW Svc Billed	JE	31076544	7/17/2012	(7.48)
40310400	OthRev-NSF Ck Chrg	JE	31076544	7/17/2012	(36.00)
40310400	OthRev-NSF Ck Chrg	JE	31076544	7/17/2012	(12.00)
40310500	OthRev-Appl/InitFee	JE	31076544	7/17/2012	(3,432.00)
40310700	OthRev-Reconnct Fee	JE	31076544	7/17/2012	(2,158.00)
51510012	Purchased Power P	EE	70023124	7/17/2012	41.59
51510012	Purchased Power P	EE	70023127	7/17/2012	704.82
51510012	Purchased Power P	EE	70023130	7/17/2012	45.72

Kentucky American Water Company  
Case No. 2012-00520  
Response to PSC DR1, Item 31

Account	Description	Doc Type	Document Number	Posting Date	Amount
51510013	Purchased Power WT	EE	70023131	7/17/2012	2,482.73
51510013	Purchased Power WT	EE	70023136	7/17/2012	42.65
51510013	Purchased Power WT	EE	70023148	7/17/2012	75,272.48
51510013	Purchased Power WT	PS	43140268	7/17/2012	3,190.31
51510013	Purchased Power WT	PS	43140268	7/17/2012	435.04
51510014	Purchased Power TD	EE	70023129	7/17/2012	42.99
51510014	Purchased Power TD	EE	70023134	7/17/2012	56.57
52501600	Misc Oper AG	PV	43140772	7/17/2012	4.02
52514904	Cust Edu Comm-Consrv	PV	43140748	7/17/2012	4,677.23
52532013	Electricity WT	EE	70023128	7/17/2012	11.39
52532013	Electricity WT	EE	70023132	7/17/2012	21.57
52532014	Electricity TD	EE	70023126	7/17/2012	21.68
52532014	Electricity TD	EE	70023133	7/17/2012	50.60
52532014	Electricity TD	EE	70023135	7/17/2012	20.06
52532014	Electricity TD	EE	70023137	7/17/2012	37.23
52532016	Electricity AG	EE	70023125	7/17/2012	53.14
52535000	Meals Deductible	PV	43140772	7/17/2012	170.79
52548014	Heating Oil/Gas TD	EE	70023034	7/17/2012	9.34
52562516	Overnight Shippng AG	PV	43140766	7/17/2012	24.02
52562516	Overnight Shippng AG	PV	43140773	7/17/2012	11.75
52585000	Discounts Available	PN	8116	7/17/2012	(96.04)
53150013	Contr Svc-Other WT	PV	43140774	7/17/2012	609.00
53150013	Contr Svc-Other WT	PV	43140775	7/17/2012	560.00
53150015	Contr Svc-Other CA	TC	31076485	7/17/2012	637.87
57010015	Uncoll Accts Exp CA	JE	31076544	7/17/2012	(7,071.94)
57010015	Uncoll Accts Exp CA	JE	31076544	7/17/2012	(59.23)
75840000	Lobbying Expenses	PV	43140749	7/17/2012	5,377.40
40111000	Res Sales Billed	JE	31076722	7/18/2012	(188,999.51)
40111000	Res Sales Billed	JE	31076722	7/18/2012	(40.88)
40111000	Res Sales Billed	JE	31076722	7/18/2012	(24.80)
40121000	Com Sales Billed	JE	31076722	7/18/2012	(88,384.99)
40131000	Ind Sales Billed	JE	31076722	7/18/2012	(555.13)
40145000	Priv Fire Billed	JE	31076722	7/18/2012	(3,025.75)
40151000	Publ Auth Billed	JE	31076722	7/18/2012	(8,078.51)
40161000	SlS/Rsle Billed	JE	31076722	7/18/2012	(623.00)
40171000	Misc Sales Billed	JE	31076722	7/18/2012	(1.69)
40310400	OthRev-NSF Ck Chrg	JE	31076722	7/18/2012	(108.00)
40310500	OthRev-Appl/InitFee	JE	31076722	7/18/2012	(1,404.00)
40310500	OthRev-Appl/InitFee	JE	31076722	7/18/2012	(78.00)
40310700	OthRev-Reconncct Fee	JE	31076722	7/18/2012	(858.00)
51510014	Purchased Power TD	EE	70023373	7/18/2012	58.10
51800000	Chemicals	IJ	31076555	7/18/2012	8.90
51800000	Chemicals	IJ	31076555	7/18/2012	8.90
52001400	M&S Oper TD	ST	31076502	7/18/2012	30.78
52001400	M&S Oper TD	ST	31076502	7/18/2012	120.00
52501400	Misc Oper TD	ST	31076502	7/18/2012	300.00
52532014	Electricity TD	EE	70023369	7/18/2012	133.34
52532014	Electricity TD	EE	70023370	7/18/2012	39.67
52532014	Electricity TD	EE	70023371	7/18/2012	28.93
52532014	Electricity TD	EE	70023372	7/18/2012	19.38
52532014	Electricity TD	EE	70023374	7/18/2012	21.34
52532014	Electricity TD	EE	70023375	7/18/2012	20.06
52532014	Electricity TD	EE	70023376	7/18/2012	20.61
52548100	Hiring Costs	PV	43141720	7/18/2012	124.70
52583011	Water & WW SS	ST	31076502	7/18/2012	251.40
52585000	Discounts Available	PK	62066128	7/18/2012	(34.34)
52585000	Discounts Available	PK	62066128	7/18/2012	(11.74)
52585000	Discounts Available	PK	62066128	7/18/2012	(6.62)
52585000	Discounts Available	PK	62066130	7/18/2012	(19.16)
52585000	Discounts Available	PK	62066130	7/18/2012	(11.22)
52585000	Discounts Available	PK	62066130	7/18/2012	(220.91)
52585000	Discounts Available	PX	7998	7/18/2012	(7.52)
52585000	Discounts Available	PX	7998	7/18/2012	(129.00)
52585000	Discounts Available	PX	7998	7/18/2012	(1.94)
52585000	Discounts Available	PX	7998	7/18/2012	(18.48)
52585000	Discounts Available	PX	7998	7/18/2012	(4.40)
53150015	Contr Svc-Other CA	ST	31076502	7/18/2012	36.22
53150015	Contr Svc-Other CA	ST	31076502	7/18/2012	6.19
57010015	Uncoll Accts Exp CA	JE	31076722	7/18/2012	(148.57)
62002400	M&S Maint TD	ST	31076502	7/18/2012	241.56
62002400	M&S Maint TD	II	742529	7/18/2012	19.68
62002400	M&S Maint TD	II	742529	7/18/2012	122.28
62002400	M&S Maint TD	II	742529	7/18/2012	103.23
62502400	Misc Maint TD	ST	31076502	7/18/2012	47.42
62502400	Misc Maint TD	ST	31076502	7/18/2012	300.00
40111000	Res Sales Billed	JE	31076763	7/19/2012	(118,620.84)
40111000	Res Sales Billed	JE	31076763	7/19/2012	(8,463.03)

Kentucky American Water Company  
Case No. 2012-00520  
Response to PSC DR1, Item 31

Account	Description	Doc Type	Document Number	Posting Date	Amount
40111000	Res Sales Billed	JE	31076763	7/19/2012	(4.45)
40111000	Res Sales Billed	JE	31076763	7/19/2012	(20.71)
40121000	Com Sales Billed	JE	31076763	7/19/2012	(94,575.85)
40121000	Com Sales Billed	JE	31076763	7/19/2012	(429.90)
40121000	Com Sales Billed	JE	31076763	7/19/2012	(2,267.50)
40145000	Priv Fire Billed	JE	31076763	7/19/2012	(2,397.79)
40151000	Publ Auth Billed	JE	31076763	7/19/2012	(45,834.60)
40171000	Misc Sales Billed	JE	31076763	7/19/2012	(541.75)
40211000	Dom WW Svc Billed	JE	31076763	7/19/2012	(8.64)
40310300	OthRev-CFO	RI	10182060	7/19/2012	(136,607.98)
40310300	OthRev-CFO	RI	10182061	7/19/2012	(199.08)
40310400	OthRev-NSF Ck Chrg	JE	31076763	7/19/2012	(48.00)
40310500	OthRev-Appl/InitFee	JE	31076763	7/19/2012	(754.00)
40310500	OthRev-Appl/InitFee	JE	31076763	7/19/2012	(26.00)
40310500	OthRev-Appl/InitFee	JE	31076763	7/19/2012	(156.00)
40310700	OthRev-Reconnct Fee	JE	31076763	7/19/2012	(442.00)
40310700	OthRev-Reconnct Fee	JE	31076763	7/19/2012	(26.00)
51510012	Purchased Power P	EE	70023681	7/19/2012	138.50
51510014	Purchased Power TD	EE	70023679	7/19/2012	110.33
51510014	Purchased Power TD	EE	70023684	7/19/2012	19.58
52514904	Cust Edu Comm-Consrv	ST	31076695	7/19/2012	17.29
52532014	Electricity TD	EE	70023682	7/19/2012	23.32
52532014	Electricity TD	EE	70023683	7/19/2012	175.27
52532016	Electricity AG	EE	70023680	7/19/2012	223.93
52542015	Forms CA	PV	43141986	7/19/2012	577.03
52542015	Forms CA	PV	43141987	7/19/2012	11,420.00
52542015	Forms CA	PV	43141989	7/19/2012	3,361.76
52585000	Discounts Available	PX	8031	7/19/2012	(5.34)
52585000	Discounts Available	PK	62066138	7/19/2012	(5.50)
52585000	Discounts Available	PK	62066138	7/19/2012	(5.72)
52585000	Discounts Available	PK	62066138	7/19/2012	(66.30)
52585000	Discounts Available	PK	62066139	7/19/2012	(8.42)
53150015	Contr Svc-Other CA	PV	43142596	7/19/2012	8,583.00
55010100	Trans Lease Costs	PD	42707127	7/19/2012	17.00
57010015	Uncoll Accts Exp CA	JE	31076763	7/19/2012	(104.66)
40111000	Res Sales Billed	JE	31076795	7/20/2012	(108,142.00)
40111000	Res Sales Billed	JE	31076795	7/20/2012	(16.97)
40121000	Com Sales Billed	JE	31076795	7/20/2012	(141,251.59)
40121000	Com Sales Billed	JE	31076795	7/20/2012	(34.01)
40131000	Ind Sales Billed	JE	31076795	7/20/2012	(424.64)
40145000	Priv Fire Billed	JE	31076795	7/20/2012	(13,526.30)
40151000	Publ Auth Billed	JE	31076795	7/20/2012	(7,167.97)
40310400	OthRev-NSF Ck Chrg	JE	31076795	7/20/2012	(180.00)
40310500	OthRev-Appl/InitFee	JE	31076795	7/20/2012	(2,834.00)
40310500	OthRev-Appl/InitFee	JE	31076795	7/20/2012	(26.00)
40310700	OthRev-Reconnct Fee	JE	31076795	7/20/2012	(1,092.00)
51510012	Purchased Power P	EE	70023975	7/20/2012	21.36
52532014	Electricity TD	EE	70023941	7/20/2012	35.96
52532014	Electricity TD	EE	70023974	7/20/2012	22.99
52585000	Discounts Available	PN	8124	7/20/2012	(150.21)
52585000	Discounts Available	PX	8080	7/20/2012	(21.36)
52585000	Discounts Available	PX	8080	7/20/2012	(31.22)
52585000	Discounts Available	PX	8080	7/20/2012	(2.64)
52585000	Discounts Available	PX	8080	7/20/2012	(23.56)
52585000	Discounts Available	PX	8080	7/20/2012	(7.92)
52585000	Discounts Available	PK	62066155	7/20/2012	(28.68)
52585000	Discounts Available	PK	62066156	7/20/2012	(3.12)
52585000	Discounts Available	PK	62066156	7/20/2012	(2.81)
52585000	Discounts Available	PK	62066156	7/20/2012	(373.47)
55010200	Trans Lease Fuel	PV	43142628	7/20/2012	(5.51)
55010200	Trans Lease Fuel	PV	43142628	7/20/2012	53.16
55010200	Trans Lease Fuel	PV	43142628	7/20/2012	(0.36)
55010200	Trans Lease Fuel	PV	43142628	7/20/2012	(3.78)
55010200	Trans Lease Fuel	PV	43142628	7/20/2012	(1.02)
55010200	Trans Lease Fuel	PV	43142628	7/20/2012	(0.56)
55010200	Trans Lease Fuel	PV	43142628	7/20/2012	(0.89)
55010200	Trans Lease Fuel	PV	43142628	7/20/2012	131.28
55010200	Trans Lease Fuel	PV	43142628	7/20/2012	58.18
55010200	Trans Lease Fuel	PV	43142628	7/20/2012	187.33
55010200	Trans Lease Fuel	PV	43142628	7/20/2012	(0.59)
55010200	Trans Lease Fuel	PV	43142628	7/20/2012	(1.76)
55010200	Trans Lease Fuel	PV	43142628	7/20/2012	88.90
55010200	Trans Lease Fuel	PV	43142628	7/20/2012	163.45
55010200	Trans Lease Fuel	PV	43142628	7/20/2012	137.85
55010200	Trans Lease Fuel	PV	43142628	7/20/2012	39.66
55010200	Trans Lease Fuel	PV	43142628	7/20/2012	323.02
55010200	Trans Lease Fuel	PV	43142628	7/20/2012	371.49

Kentucky American Water Company  
Case No. 2012-00520  
Response to PSC DR1, Item 31

Account	Description	Doc Type	Document Number	Posting Date	Amount
55010200	Trans Lease Fuel	PV	43142628	7/20/2012	250.86
55010200	Trans Lease Fuel	PV	43142628	7/20/2012	284.24
55010200	Trans Lease Fuel	PV	43142628	7/20/2012	541.85
55010200	Trans Lease Fuel	PV	43142628	7/20/2012	407.08
55010200	Trans Lease Fuel	PV	43142628	7/20/2012	134.86
55010200	Trans Lease Fuel	PV	43142628	7/20/2012	369.01
55010200	Trans Lease Fuel	PV	43142628	7/20/2012	293.45
55010200	Trans Lease Fuel	PV	43142628	7/20/2012	369.93
55010200	Trans Lease Fuel	PV	43142628	7/20/2012	258.51
55010200	Trans Lease Fuel	PV	43142628	7/20/2012	157.95
55010200	Trans Lease Fuel	PV	43142628	7/20/2012	291.88
55010200	Trans Lease Fuel	PV	43142628	7/20/2012	(1.53)
55010200	Trans Lease Fuel	PV	43142628	7/20/2012	654.79
55010200	Trans Lease Fuel	PV	43142628	7/20/2012	909.05
55010200	Trans Lease Fuel	PV	43142628	7/20/2012	242.94
55010200	Trans Lease Fuel	PV	43142628	7/20/2012	249.86
55010200	Trans Lease Fuel	PV	43142628	7/20/2012	380.41
55010200	Trans Lease Fuel	PV	43142628	7/20/2012	226.92
55010200	Trans Lease Fuel	PV	43142628	7/20/2012	158.39
55010200	Trans Lease Fuel	PV	43142628	7/20/2012	390.81
55010200	Trans Lease Fuel	PV	43142628	7/20/2012	(1.16)
55010200	Trans Lease Fuel	PV	43142628	7/20/2012	273.67
55010200	Trans Lease Fuel	PV	43142628	7/20/2012	106.87
55010200	Trans Lease Fuel	PV	43142628	7/20/2012	238.17
55010200	Trans Lease Fuel	PV	43142628	7/20/2012	237.23
55010200	Trans Lease Fuel	PV	43142628	7/20/2012	108.25
55010200	Trans Lease Fuel	PV	43142628	7/20/2012	350.46
55010200	Trans Lease Fuel	PV	43142628	7/20/2012	32.89
55010200	Trans Lease Fuel	PV	43142628	7/20/2012	402.63
55010200	Trans Lease Fuel	PV	43142628	7/20/2012	96.67
55010200	Trans Lease Fuel	PV	43142628	7/20/2012	47.97
55010200	Trans Lease Fuel	PV	43142628	7/20/2012	44.45
55010200	Trans Lease Fuel	PV	43142628	7/20/2012	33.50
55010200	Trans Lease Fuel	PV	43142628	7/20/2012	145.81
55010200	Trans Lease Fuel	PV	43142628	7/20/2012	(2.07)
55010200	Trans Lease Fuel	PV	43142628	7/20/2012	180.27
55010200	Trans Lease Fuel	PV	43142628	7/20/2012	(2.64)
55010200	Trans Lease Fuel	PV	43142628	7/20/2012	453.86
55010200	Trans Lease Fuel	PV	43142628	7/20/2012	988.22
55010200	Trans Lease Fuel	PV	43142628	7/20/2012	795.03
55010200	Trans Lease Fuel	PV	43142628	7/20/2012	(7.64)
55010200	Trans Lease Fuel	PV	43142628	7/20/2012	209.54
55010200	Trans Lease Fuel	PV	43142628	7/20/2012	153.97
55010200	Trans Lease Fuel	PV	43142628	7/20/2012	224.91
55010200	Trans Lease Fuel	PV	43142628	7/20/2012	(9.08)
55010200	Trans Lease Fuel	PV	43142628	7/20/2012	254.99
55010200	Trans Lease Fuel	PV	43142628	7/20/2012	(0.38)
55010200	Trans Lease Fuel	PV	43142628	7/20/2012	(0.83)
55010200	Trans Lease Fuel	PV	43142628	7/20/2012	434.50
55010200	Trans Lease Fuel	PV	43142628	7/20/2012	449.93
55010200	Trans Lease Fuel	PV	43142628	7/20/2012	136.62
55010200	Trans Lease Fuel	PV	43142628	7/20/2012	67.17
55010200	Trans Lease Fuel	PV	43142628	7/20/2012	(1.17)
55010200	Trans Lease Fuel	PV	43142628	7/20/2012	541.76
55010200	Trans Lease Fuel	PV	43142628	7/20/2012	642.18
55010200	Trans Lease Fuel	PV	43142628	7/20/2012	48.84
55010200	Trans Lease Fuel	PV	43142628	7/20/2012	23.49
55010200	Trans Lease Fuel	PV	43142628	7/20/2012	159.32
55010200	Trans Lease Fuel	PV	43142628	7/20/2012	295.56
55010200	Trans Lease Fuel	PV	43142628	7/20/2012	324.15
55010200	Trans Lease Fuel	PV	43142628	7/20/2012	225.58
55010200	Trans Lease Fuel	PV	43142628	7/20/2012	74.02
55010200	Trans Lease Fuel	PV	43142628	7/20/2012	38.53
55010200	Trans Lease Fuel	PV	43142628	7/20/2012	615.17
55010200	Trans Lease Fuel	PV	43142628	7/20/2012	436.13
55010200	Trans Lease Fuel	PV	43142628	7/20/2012	447.22
55010200	Trans Lease Fuel	PV	43142628	7/20/2012	226.47
55010200	Trans Lease Fuel	PV	43142628	7/20/2012	509.84
55010200	Trans Lease Fuel	PV	43142628	7/20/2012	215.98
55010200	Trans Lease Fuel	PV	43142628	7/20/2012	639.77
55010200	Trans Lease Fuel	PV	43142628	7/20/2012	(0.41)
55010200	Trans Lease Fuel	PV	43142628	7/20/2012	56.57
55010200	Trans Lease Fuel	PV	43142628	7/20/2012	63.59
55010200	Trans Lease Fuel	PV	43142628	7/20/2012	563.70
55010200	Trans Lease Fuel	PV	43142628	7/20/2012	1,076.88
55010200	Trans Lease Fuel	PV	43142628	7/20/2012	664.78
55010200	Trans Lease Fuel	PV	43142628	7/20/2012	229.78



Kentucky American Water Company  
Case No. 2012-00520  
Response to PSC DR1, Item 31

Account	Description	Doc Type	Document Number	Posting Date	Amount
55010300	Trans Lease Maint	PD	43142626	7/20/2012	19.15
55010300	Trans Lease Maint	PD	43142626	7/20/2012	30.13
55010300	Trans Lease Maint	PD	43142626	7/20/2012	1.00
55010300	Trans Lease Maint	PD	43142626	7/20/2012	113.16
55010300	Trans Lease Maint	PD	43142626	7/20/2012	18.38
55010300	Trans Lease Maint	PD	43142626	7/20/2012	18.59
55010300	Trans Lease Maint	PD	43142626	7/20/2012	1.00
55010300	Trans Lease Maint	PD	43142626	7/20/2012	1.00
55010300	Trans Lease Maint	PD	43142626	7/20/2012	1.00
55010300	Trans Lease Maint	PD	43142626	7/20/2012	(384.45)
55010300	Trans Lease Maint	PD	43142626	7/20/2012	25.05
55010300	Trans Lease Maint	PD	43142626	7/20/2012	(392.60)
55010300	Trans Lease Maint	PD	43142626	7/20/2012	16.05
55010300	Trans Lease Maint	PD	43142626	7/20/2012	(11,131.69)
55010300	Trans Lease Maint	PD	43142626	7/20/2012	15.00
55010300	Trans Lease Maint	PD	43142626	7/20/2012	15.00
55010300	Trans Lease Maint	PD	43142626	7/20/2012	1.00
55010300	Trans Lease Maint	PD	43142626	7/20/2012	1.00
55010300	Trans Lease Maint	PD	43142626	7/20/2012	1.00
55010300	Trans Lease Maint	PD	43142626	7/20/2012	18.91
55010300	Trans Lease Maint	PD	43142626	7/20/2012	27.00
55010300	Trans Lease Maint	PD	43142626	7/20/2012	2,439.31
55010300	Trans Lease Maint	PD	43142626	7/20/2012	9.25
55010300	Trans Lease Maint	PD	43142626	7/20/2012	9.25
55010300	Trans Lease Maint	PD	43142626	7/20/2012	3,183.55
55010300	Trans Lease Maint	PD	43142626	7/20/2012	9.25
55010300	Trans Lease Maint	PD	43142626	7/20/2012	1.00
55010300	Trans Lease Maint	PD	43142626	7/20/2012	1.00
55010300	Trans Lease Maint	PD	43142626	7/20/2012	5.00
55010300	Trans Lease Maint	PD	43142626	7/20/2012	87.76
55010300	Trans Lease Maint	PD	43142626	7/20/2012	5.00
55010300	Trans Lease Maint	PD	43142626	7/20/2012	(6,900.00)
55010300	Trans Lease Maint	PD	43142626	7/20/2012	(7,700.00)
55010300	Trans Lease Maint	PD	43142626	7/20/2012	755.97
55010300	Trans Lease Maint	PD	43142626	7/20/2012	82.23
55010300	Trans Lease Maint	PD	43142626	7/20/2012	5.00
55010300	Trans Lease Maint	PD	43142626	7/20/2012	366.39
55010300	Trans Lease Maint	PD	43142626	7/20/2012	1.00
55010300	Trans Lease Maint	PD	43142626	7/20/2012	9.25
55010300	Trans Lease Maint	PD	43142626	7/20/2012	1,287.15
55010300	Trans Lease Maint	PD	43142626	7/20/2012	5.00
55010300	Trans Lease Maint	PD	43142626	7/20/2012	4.00
55010300	Trans Lease Maint	PD	43142626	7/20/2012	644.78
55010300	Trans Lease Maint	PD	43142626	7/20/2012	5.00
55010300	Trans Lease Maint	PD	43142626	7/20/2012	5.00
55010300	Trans Lease Maint	PD	43142626	7/20/2012	5.00
55010300	Trans Lease Maint	PD	43142626	7/20/2012	5.00
55010300	Trans Lease Maint	PD	43142626	7/20/2012	9.25
55010300	Trans Lease Maint	PD	43142626	7/20/2012	9.25
55010300	Trans Lease Maint	PD	43142626	7/20/2012	1.00
55010300	Trans Lease Maint	PD	43142626	7/20/2012	5.00
55010300	Trans Lease Maint	PD	43142626	7/20/2012	355.79
55010300	Trans Lease Maint	PD	43142626	7/20/2012	5.00
55010300	Trans Lease Maint	PD	43142626	7/20/2012	5.00
55010300	Trans Lease Maint	PD	43142626	7/20/2012	5.00
55010300	Trans Lease Maint	PD	43142626	7/20/2012	5.00
55010300	Trans Lease Maint	PD	43142626	7/20/2012	146.25
55010300	Trans Lease Maint	PD	43142626	7/20/2012	5.00
55010300	Trans Lease Maint	PD	43142626	7/20/2012	468.33
55010300	Trans Lease Maint	PD	43142626	7/20/2012	5.00
55010300	Trans Lease Maint	PD	43142626	7/20/2012	5.00
55010300	Trans Lease Maint	PD	43142626	7/20/2012	5.00
55010300	Trans Lease Maint	PD	43142626	7/20/2012	5.00
55010300	Trans Lease Maint	PD	43142626	7/20/2012	87.77
55010300	Trans Lease Maint	PD	43142626	7/20/2012	5.00
55010300	Trans Lease Maint	PD	43142626	7/20/2012	5.00
55010300	Trans Lease Maint	PD	43142626	7/20/2012	5.00
55010300	Trans Lease Maint	PD	43142626	7/20/2012	5.00
55010300	Trans Lease Maint	PD	43142626	7/20/2012	53.83
55010300	Trans Lease Maint	PD	43142626	7/20/2012	72.91
55010300	Trans Lease Maint	PD	43142626	7/20/2012	1.00
55010300	Trans Lease Maint	PD	43142626	7/20/2012	5.00
55010300	Trans Lease Maint	PD	43142626	7/20/2012	49.60
55010300	Trans Lease Maint	PD	43142626	7/20/2012	5.00
55010300	Trans Lease Maint	PD	43142626	7/20/2012	434.02
57010015	Uncoll Accts Exp CA	JE	31076795	7/20/2012	(310.53)
62002400	M&S Maint TD	II	742964	7/20/2012	262.08

Kentucky American Water Company  
Case No. 2012-00520  
Response to PSC DR1, Item 31

Account	Description	Doc Type	Document Number	Posting Date	Amount
62002400	M&S Maint TD	IR	742989	7/20/2012	(124.43)
62002400	M&S Maint TD	IR	742989	7/20/2012	(60.75)
62002400	M&S Maint TD	IR	742990	7/20/2012	(60.75)
71511000	M&J Revenues	RI	10181910	7/21/2012	(7,741.47)
71511000	M&J Revenues	RI	10181911	7/21/2012	(1,156.33)
71511000	M&J Revenues	RI	10181912	7/21/2012	(598.00)
71511000	M&J Revenues	RI	10181913	7/21/2012	(2,217.35)
71511000	M&J Revenues	RI	10181914	7/21/2012	(598.36)
71511000	M&J Revenues	RI	10181915	7/21/2012	(720.78)
50101300	Labor Oper WT	T2	47949	7/22/2012	1,707.46
50101300	Labor Oper WT	T2	47949	7/22/2012	532.20
50101300	Labor Oper WT	T2	47949	7/22/2012	13,860.40
50101300	Labor Oper WT	T2	47949	7/22/2012	15,098.80
50101300	Labor Oper WT	T2	47949	7/22/2012	10,086.48
50101300	Labor Oper WT	T2	47949	7/22/2012	826.65
50101305	Labor Oper WT SupEng	T2	47949	7/22/2012	4,199.01
50101305	Labor Oper WT SupEng	T2	47949	7/22/2012	9,557.09
50101305	Labor Oper WT SupEng	T2	47949	7/22/2012	2,899.16
50101305	Labor Oper WT SupEng	T2	47949	7/22/2012	2,521.45
50101305	Labor Oper WT SupEng	T2	47949	7/22/2012	4,556.10
50101305	Labor Oper WT SupEng	T2	47949	7/22/2012	7,755.22
50101305	Labor Oper WT SupEng	T2	47949	7/22/2012	298.34
50101400	Labor Oper TD	T2	47949	7/22/2012	46,420.16
50101400	Labor Oper TD	T2	47949	7/22/2012	2,354.05
50101400	Labor Oper TD	T2	47949	7/22/2012	590.72
50101400	Labor Oper TD	T2	47949	7/22/2012	2,057.47
50101405	Labor Oper TD SupEng	T2	47949	7/22/2012	1,286.14
50101405	Labor Oper TD SupEng	T2	47949	7/22/2012	644.46
50101405	Labor Oper TD SupEng	T2	47949	7/22/2012	1,584.15
50101405	Labor Oper TD SupEng	T2	47949	7/22/2012	1,520.64
50101415	Labor Oper TD Lines	T2	47949	7/22/2012	2,700.18
50101415	Labor Oper TD Lines	T2	47949	7/22/2012	1,320.77
50101415	Labor Oper TD Lines	T2	47949	7/22/2012	1,934.06
50101420	Labor Oper TD Meter	T2	47949	7/22/2012	16,421.86
50101500	Labor Oper CA	T2	47949	7/22/2012	1,776.84
50101500	Labor Oper CA	T2	47949	7/22/2012	488.46
50101510	Labor Oper CA MtrRd	T2	47949	7/22/2012	6,866.34
50101520	Labor Oper CA CstSrv	T2	47949	7/22/2012	2,090.44
50101600	Labor Oper AG	T2	47949	7/22/2012	15,945.64
50101600	Labor Oper AG	T2	47949	7/22/2012	0.00
50101600	Labor Oper AG	T2	47949	7/22/2012	2,128.72
50101600	Labor Oper AG	T2	47949	7/22/2012	3,841.72
50101600	Labor Oper AG	T2	47949	7/22/2012	6,746.53
50101600	Labor Oper AG	T2	47949	7/22/2012	1,124.99
50101600	Labor Oper AG	T2	47949	7/22/2012	0.00
50101600	Labor Oper AG	T2	47949	7/22/2012	2,794.98
50102300	Labor Maint WT	T2	47949	7/22/2012	859.95
50102300	Labor Maint WT	T2	47949	7/22/2012	3,931.20
50102300	Labor Maint WT	T2	47949	7/22/2012	2,088.45
50102400	Labor Maint TD	T2	47949	7/22/2012	3,654.32
50102410	Labor Mnt TD Str&Imp	T2	47949	7/22/2012	23.07
50102420	Labor Mnt TD Mains	T2	47949	7/22/2012	2,518.29
50102420	Labor Mnt TD Mains	T2	47949	7/22/2012	123.42
50102420	Labor Mnt TD Mains	T2	47949	7/22/2012	1,770.18
50102420	Labor Mnt TD Mains	T2	47949	7/22/2012	901.57
50102430	Labor Mnt TD Service	T2	47949	7/22/2012	9,329.02
50102430	Labor Mnt TD Service	T2	47949	7/22/2012	53.14
50102430	Labor Mnt TD Service	T2	47949	7/22/2012	66.42
50102430	Labor Mnt TD Service	T2	47949	7/22/2012	1,072.42
50102435	Labor Mnt TD Meter	T2	47949	7/22/2012	982.80
50102440	Labor Mnt TD Hydrant	T2	47949	7/22/2012	855.81
50102440	Labor Mnt TD Hydrant	T2	47949	7/22/2012	171.84
50102440	Labor Mnt TD Hydrant	T2	47949	7/22/2012	2,280.90
50111300	LaborOper NS OT WT	T2	47949	7/22/2012	203.87
50111300	LaborOper NS OT WT	T2	47949	7/22/2012	399.16
50111300	LaborOper NS OT WT	T2	47949	7/22/2012	2,328.55
50111300	LaborOper NS OT WT	T2	47949	7/22/2012	299.34
50111300	LaborOper NS OT WT	T2	47949	7/22/2012	2,357.28
50111300	LaborOper NS OT WT	T2	47949	7/22/2012	69.21
50111305	LaborOperNS OT WT SE	T2	47949	7/22/2012	403.71
50111305	LaborOperNS OT WT SE	T2	47949	7/22/2012	40.97
50111305	LaborOperNS OT WT SE	T2	47949	7/22/2012	987.08
50111400	LaborOper NS OT TD	T2	47949	7/22/2012	733.72
50111415	LaborOperNS OT TD Ln	T2	47949	7/22/2012	301.59
50111420	LaborOperNS OT TD Mt	T2	47949	7/22/2012	3,127.59
50111510	LaborOperNS OT CA MR	T2	47949	7/22/2012	472.27
50112300	LaborMaint NS OT WT	T2	47949	7/22/2012	184.73



Kentucky American Water Company  
Case No. 2012-00520  
Response to PSC DR1, Item 31

Account	Description	Doc Type	Document Number	Posting Date	Amount
50112300	LaborMaint NS OT WT	T2	47949	7/22/2012	580.42
50112300	LaborMaint NS OT WT	T2	47949	7/22/2012	37.31
50112400	LaborMaint NS OT TD	T2	47949	7/22/2012	339.81
50112420	LaborMaintNSOT TD Mn	T2	47949	7/22/2012	1,344.71
50112420	LaborMaintNSOT TD Mn	T2	47949	7/22/2012	155.60
50112430	LaborMaintNSOT TD Sv	T2	47949	7/22/2012	1,327.58
50112430	LaborMaintNSOT TD Sv	T2	47949	7/22/2012	341.11
50112440	LaborMaintNSOT TD Hy	T2	47949	7/22/2012	174.61
50171000	Annual Incent Plan	T3	47950	7/22/2012	3,180.51
50171000	Annual Incent Plan	T3	47950	7/22/2012	481.33
50171000	Annual Incent Plan	T3	47950	7/22/2012	212.87
50171000	Annual Incent Plan	T3	47950	7/22/2012	271.37
50171000	Annual Incent Plan	T3	47950	7/22/2012	692.72
50171000	Annual Incent Plan	T3	47950	7/22/2012	549.80
50171000	Annual Incent Plan	T3	47950	7/22/2012	2,377.79
50171000	Annual Incent Plan	T3	47950	7/22/2012	681.74
50171000	Annual Incent Plan	T3	47950	7/22/2012	257.25
50171000	Annual Incent Plan	T3	47950	7/22/2012	321.54
50421000	401k Expense	T3	47950	7/22/2012	427.50
50421000	401k Expense	T3	47950	7/22/2012	85.15
50421000	401k Expense	T3	47950	7/22/2012	27.19
50421000	401k Expense	T3	47950	7/22/2012	160.70
50421000	401k Expense	T3	47950	7/22/2012	221.24
50421000	401k Expense	T3	47950	7/22/2012	1,780.69
50421000	401k Expense	T3	47950	7/22/2012	4.19
50421000	401k Expense	T3	47950	7/22/2012	38.24
50421000	401k Expense	T3	47950	7/22/2012	81.00
50421000	401k Expense	T3	47950	7/22/2012	38.26
50421000	401k Expense	T3	47950	7/22/2012	3.08
50421000	401k Expense	T3	47950	7/22/2012	31.87
50421000	401k Expense	T3	47950	7/22/2012	50.05
50421000	401k Expense	T3	47950	7/22/2012	1.33
50421000	401k Expense	T3	47950	7/22/2012	1.66
50421000	401k Expense	T3	47950	7/22/2012	14.76
50421000	401k Expense	T3	47950	7/22/2012	272.06
50421000	401k Expense	T3	47950	7/22/2012	278.78
50421000	401k Expense	T3	47950	7/22/2012	428.64
50421000	401k Expense	T3	47950	7/22/2012	241.56
50421000	401k Expense	T3	47950	7/22/2012	151.68
50421000	401k Expense	T3	47950	7/22/2012	127.15
50421000	401k Expense	T3	47950	7/22/2012	62.38
50421000	401k Expense	T3	47950	7/22/2012	16.13
50421000	401k Expense	T3	47950	7/22/2012	40.52
50421000	401k Expense	T3	47950	7/22/2012	11.36
50422000	DCP Expense	T3	47950	7/22/2012	100.96
50422000	DCP Expense	T3	47950	7/22/2012	111.76
50422000	DCP Expense	T3	47950	7/22/2012	142.47
50422000	DCP Expense	T3	47950	7/22/2012	152.10
50422000	DCP Expense	T3	47950	7/22/2012	254.21
50422000	DCP Expense	T3	47950	7/22/2012	2,346.35
50422000	DCP Expense	T3	47950	7/22/2012	6.17
50422000	DCP Expense	T3	47950	7/22/2012	75.70
50422000	DCP Expense	T3	47950	7/22/2012	95.08
50422000	DCP Expense	T3	47950	7/22/2012	82.47
50422000	DCP Expense	T3	47950	7/22/2012	53.40
50422000	DCP Expense	T3	47950	7/22/2012	66.62
50422000	DCP Expense	T3	47950	7/22/2012	103.99
50422000	DCP Expense	T3	47950	7/22/2012	417.26
50422000	DCP Expense	T3	47950	7/22/2012	554.98
50422000	DCP Expense	T3	47950	7/22/2012	592.64
50422000	DCP Expense	T3	47950	7/22/2012	229.13
50422000	DCP Expense	T3	47950	7/22/2012	99.02
50422000	DCP Expense	T3	47950	7/22/2012	161.93
50422000	DCP Expense	T3	47950	7/22/2012	31.30
50422000	DCP Expense	T3	47950	7/22/2012	48.11
50422000	DCP Expense	T3	47950	7/22/2012	13.64
50510100	PBOP Cap Credits	T3	47950	7/22/2012	19,043.26
50510100	PBOP Cap Credits	T3	47950	7/22/2012	143.21
50510100	PBOP Cap Credits	T3	47950	7/22/2012	104.27
50510100	PBOP Cap Credits	T3	47950	7/22/2012	56.15
50510100	PBOP Cap Credits	T3	47950	7/22/2012	19.38
50510100	PBOP Cap Credits	T3	47950	7/22/2012	118.22
50510100	PBOP Cap Credits	T3	47950	7/22/2012	8.34
50510100	PBOP Cap Credits	T3	47950	7/22/2012	10.43
50510100	PBOP Cap Credits	T3	47950	7/22/2012	92.74
50550000	Group Insur Expense	T3	47950	7/22/2012	43.07
50550000	Group Insur Expense	T3	47950	7/22/2012	127.37

Kentucky American Water Company  
Case No. 2012-00520  
Response to PSC DR1, Item 31

Account	Description	Doc Type	Document Number	Posting Date	Amount
50550000	Group Insur Expense	T3	47950	7/22/2012	1,532.31
50550000	Group Insur Expense	T3	47950	7/22/2012	33.92
50550000	Group Insur Expense	T3	47950	7/22/2012	505.36
50550000	Group Insur Expense	T3	47950	7/22/2012	58.18
50550000	Group Insur Expense	T3	47950	7/22/2012	479.95
50550000	Group Insur Expense	T3	47950	7/22/2012	222.68
50550000	Group Insur Expense	T3	47950	7/22/2012	196.38
50550100	Group Ins Cap Credits	T3	47950	7/22/2012	43,151.87
50550100	Group Ins Cap Credits	T3	47950	7/22/2012	31.96
50550100	Group Ins Cap Credits	T3	47950	7/22/2012	437.85
50550100	Group Ins Cap Credits	T3	47950	7/22/2012	502.25
50550100	Group Ins Cap Credits	T3	47950	7/22/2012	424.26
50550100	Group Ins Cap Credits	T3	47950	7/22/2012	22.96
50550100	Group Ins Cap Credits	T3	47950	7/22/2012	329.25
50550100	Group Ins Cap Credits	T3	47950	7/22/2012	245.66
50550100	Group Ins Cap Credits	T3	47950	7/22/2012	9.88
50550100	Group Ins Cap Credits	T3	47950	7/22/2012	12.35
50550100	Group Ins Cap Credits	T3	47950	7/22/2012	109.88
50610100	Pension Cap Credits	T3	47950	7/22/2012	29,595.79
50610100	Pension Cap Credits	T3	47950	7/22/2012	222.56
50610100	Pension Cap Credits	T3	47950	7/22/2012	162.08
50610100	Pension Cap Credits	T3	47950	7/22/2012	87.25
50610100	Pension Cap Credits	T3	47950	7/22/2012	30.12
50610100	Pension Cap Credits	T3	47950	7/22/2012	183.76
50610100	Pension Cap Credits	T3	47950	7/22/2012	12.97
50610100	Pension Cap Credits	T3	47950	7/22/2012	16.21
50610100	Pension Cap Credits	T3	47950	7/22/2012	144.14
52001400	M&S Oper TD	PV	43144353	7/22/2012	525.65
52001400	M&S Oper TD	PV	43144356	7/22/2012	1,213.28
52550016	Janitorial AG	PV	43144340	7/22/2012	315.00
52562513	Overnight Shippng WT	PV	43144295	7/22/2012	239.72
52562513	Overnight Shippng WT	PV	43144300	7/22/2012	58.25
52562513	Overnight Shippng WT	PV	43144303	7/22/2012	226.42
52578016	Trash Removal AG	PV	43144310	7/22/2012	94.69
52578016	Trash Removal AG	PV	43144313	7/22/2012	62.88
52578016	Trash Removal AG	PV	43144349	7/22/2012	132.55
53150013	Contr Svc-Other WT	PV	43144284	7/22/2012	100.00
53150013	Contr Svc-Other WT	PV	43144291	7/22/2012	50.00
53150014	Contr Svc-Other TD	PV	43144291	7/22/2012	20.00
53150014	Contr Svc-Other TD	PV	43144291	7/22/2012	419.00
53150016	Contr Svc-Other AG	PV	43144344	7/22/2012	680.00
55000100	Trans Cap Credits	T3	47950	7/22/2012	1,132.13
55000100	Trans Cap Credits	T3	47950	7/22/2012	151.14
55000100	Trans Cap Credits	T3	47950	7/22/2012	287.25
55000100	Trans Cap Credits	T3	47950	7/22/2012	558.88
55000100	Trans Cap Credits	T3	47950	7/22/2012	3,608.43
55000100	Trans Cap Credits	T3	47950	7/22/2012	6,990.56
55000100	Trans Cap Credits	T3	47950	7/22/2012	12.20
55000100	Trans Cap Credits	T3	47950	7/22/2012	167.14
55000100	Trans Cap Credits	T3	47950	7/22/2012	191.72
55000100	Trans Cap Credits	T3	47950	7/22/2012	161.93
55000100	Trans Cap Credits	T3	47950	7/22/2012	8.76
55000100	Trans Cap Credits	T3	47950	7/22/2012	125.68
55000100	Trans Cap Credits	T3	47950	7/22/2012	93.77
55000100	Trans Cap Credits	T3	47950	7/22/2012	3.77
55000100	Trans Cap Credits	T3	47950	7/22/2012	4.72
55000100	Trans Cap Credits	T3	47950	7/22/2012	41.94
55000100	Trans Cap Credits	T3	47950	7/22/2012	712.67
55000100	Trans Cap Credits	T3	47950	7/22/2012	1,414.49
55000100	Trans Cap Credits	T3	47950	7/22/2012	587.23
55000100	Trans Cap Credits	T3	47950	7/22/2012	403.90
55000100	Trans Cap Credits	T3	47950	7/22/2012	502.65
55000100	Trans Cap Credits	T3	47950	7/22/2012	122.57
55010500	Trans Reimb EE Prsnl	T3	47950	7/22/2012	408.48
55720100	Ins W/C Cap Credits	T3	47950	7/22/2012	4,408.01
55720100	Ins W/C Cap Credits	T3	47950	7/22/2012	3.27
55720100	Ins W/C Cap Credits	T3	47950	7/22/2012	44.76
55720100	Ins W/C Cap Credits	T3	47950	7/22/2012	51.27
55720100	Ins W/C Cap Credits	T3	47950	7/22/2012	43.33
55720100	Ins W/C Cap Credits	T3	47950	7/22/2012	2.34
55720100	Ins W/C Cap Credits	T3	47950	7/22/2012	33.61
55720100	Ins W/C Cap Credits	T3	47950	7/22/2012	25.09
55720100	Ins W/C Cap Credits	T3	47950	7/22/2012	1.01
55720100	Ins W/C Cap Credits	T3	47950	7/22/2012	1.26
55720100	Ins W/C Cap Credits	T3	47950	7/22/2012	11.24
62002300	M&S Maint WT	PV	43144317	7/22/2012	1,883.89
62002400	M&S Maint TD	IR	743008	7/22/2012	(17.27)

Kentucky American Water Company  
Case No. 2012-00520  
Response to PSC DR1, Item 31

Account	Description	Doc Type	Document Number	Posting Date	Amount
62002400	M&S Maint TD	IR	743008	7/22/2012	(1,041.30)
62002400	M&S Maint TD	IR	743008	7/22/2012	(253.52)
62002400	M&S Maint TD	IR	743008	7/22/2012	(17.28)
62002400	M&S Maint TD	IR	743008	7/22/2012	(100.94)
62002400	M&S Maint TD	IR	743008	7/22/2012	(46.91)
62002400	M&S Maint TD	IR	743008	7/22/2012	(41.12)
62002400	M&S Maint TD	IR	743008	7/22/2012	(7.47)
62002400	M&S Maint TD	IR	743008	7/22/2012	(8.06)
62002400	M&S Maint TD	IR	743008	7/22/2012	(5.98)
62002400	M&S Maint TD	IR	743008	7/22/2012	(22.67)
62002400	M&S Maint TD	IR	743008	7/22/2012	(16.77)
62002400	M&S Maint TD	IR	743008	7/22/2012	(11.96)
62002400	M&S Maint TD	IR	743008	7/22/2012	(12.63)
62002400	M&S Maint TD	IR	743008	7/22/2012	(7.86)
62002400	M&S Maint TD	IR	743008	7/22/2012	(17.13)
62002400	M&S Maint TD	IR	743009	7/22/2012	(495.05)
62002400	M&S Maint TD	IR	743009	7/22/2012	(144.32)
62002400	M&S Maint TD	IR	743009	7/22/2012	(19.07)
62002400	M&S Maint TD	IR	743009	7/22/2012	(112.71)
62002400	M&S Maint TD	IR	743009	7/22/2012	(47.21)
62002400	M&S Maint TD	IR	743009	7/22/2012	(30.04)
62002400	M&S Maint TD	IR	743009	7/22/2012	(265.81)
62002400	M&S Maint TD	IR	743009	7/22/2012	(32.32)
62002400	M&S Maint TD	IR	743009	7/22/2012	(15.36)
62002400	M&S Maint TD	IR	743009	7/22/2012	(78.59)
62002400	M&S Maint TD	IR	743009	7/22/2012	(91.55)
62002400	M&S Maint TD	IR	743009	7/22/2012	(5.98)
62002400	M&S Maint TD	IR	743009	7/22/2012	(5.98)
62002400	M&S Maint TD	IR	743009	7/22/2012	(7.17)
62002400	M&S Maint TD	PV	43144363	7/22/2012	2,783.81
62502600	Misc Maint AG	PV	43144324	7/22/2012	1,188.00
68532000	FUTA	T3	47950	7/22/2012	5.29
68533000	FICA	T3	47950	7/22/2012	480.67
68533000	FICA	T3	47950	7/22/2012	155.13
68533000	FICA	T3	47950	7/22/2012	297.92
68533000	FICA	T3	47950	7/22/2012	484.45
68533000	FICA	T3	47950	7/22/2012	541.73
68533000	FICA	T3	47950	7/22/2012	7,107.24
68533000	FICA	T3	47950	7/22/2012	12.55
68533000	FICA	T3	47950	7/22/2012	171.48
68533000	FICA	T3	47950	7/22/2012	189.81
68533000	FICA	T3	47950	7/22/2012	166.50
68533000	FICA	T3	47950	7/22/2012	9.44
68533000	FICA	T3	47950	7/22/2012	130.68
68533000	FICA	T3	47950	7/22/2012	98.93
68533000	FICA	T3	47950	7/22/2012	3.91
68533000	FICA	T3	47950	7/22/2012	4.89
68533000	FICA	T3	47950	7/22/2012	43.34
68533000	FICA	T3	47950	7/22/2012	772.06
68533000	FICA	T3	47950	7/22/2012	1,737.65
68533000	FICA	T3	47950	7/22/2012	1,474.46
68533000	FICA	T3	47950	7/22/2012	1,235.46
68533000	FICA	T3	47950	7/22/2012	706.32
68533000	FICA	T3	47950	7/22/2012	361.17
68533000	FICA	T3	47950	7/22/2012	508.02
68533000	FICA	T3	47950	7/22/2012	114.37
68533000	FICA	T3	47950	7/22/2012	110.15
68533000	FICA	T3	47950	7/22/2012	22.28
68535000	SUTA	T3	47950	7/22/2012	12.35
71521000	M&J Expenses	T2	47949	7/22/2012	259.20
71521000	M&J Expenses	T2	47949	7/22/2012	230.44
71521000	M&J Expenses	T2	47949	7/22/2012	63.36
71521000	M&J Expenses	T3	47950	7/22/2012	107.89
71521000	M&J Expenses	T3	47950	7/22/2012	68.62
71521000	M&J Expenses	T3	47950	7/22/2012	21.98
71521000	M&J Expenses	T3	47950	7/22/2012	18.83
71521000	M&J Expenses	T3	47950	7/22/2012	16.71
71521000	M&J Expenses	T3	47950	7/22/2012	4.59
40111000	Res Sales Billed	JE	31077041	7/23/2012	(293,156.94)
40111000	Res Sales Billed	JE	31077041	7/23/2012	(20,281.25)
40111000	Res Sales Billed	JE	31077041	7/23/2012	(2.67)
40111000	Res Sales Billed	JE	31077041	7/23/2012	(11,666.65)
40121000	Com Sales Billed	JE	31077041	7/23/2012	(127,654.22)
40121000	Com Sales Billed	JE	31077041	7/23/2012	(68.49)
40121000	Com Sales Billed	JE	31077041	7/23/2012	(1,500.94)
40131000	Ind Sales Billed	JE	31077041	7/23/2012	(124.62)
40131000	Ind Sales Billed	JE	31077041	7/23/2012	(258.14)

Kentucky American Water Company  
Case No. 2012-00520  
Response to PSC DR1, Item 31

Account	Description	Doc Type	Document Number	Posting Date	Amount
40145000	Priv Fire Billed	JE	31077041	7/23/2012	(3,702.73)
40151000	Publ Auth Billed	JE	31077041	7/23/2012	(1,365.09)
40161000	SlS/Rsle Billed	JE	31077041	7/23/2012	(79.23)
40211000	Dom WW Svc Billed	JE	31077041	7/23/2012	(1,746.46)
40221000	Com WW Svc Billed	JE	31077041	7/23/2012	(443.50)
40231000	Ind WW Svc Billed	JE	31077041	7/23/2012	(82.99)
40310400	OthRev-NSF Ck Chrg	JE	31077041	7/23/2012	(132.00)
40310500	OthRev-Appl/InitFee	JE	31077041	7/23/2012	(988.00)
40310500	OthRev-Appl/InitFee	JE	31077041	7/23/2012	(988.00)
40310500	OthRev-Appl/InitFee	JE	31077041	7/23/2012	(208.00)
40310700	OthRev-Reconnct Fee	JE	31077041	7/23/2012	(520.00)
40310700	OthRev-Reconnct Fee	JE	31077041	7/23/2012	(26.00)
40310700	OthRev-Reconnct Fee	JE	31077041	7/23/2012	(78.00)
51510012	Purchased Power P	EE	70024199	7/23/2012	270.38
51510014	Purchased Power TD	EE	70024197	7/23/2012	35.99
52501600	Misc Oper AG	PS	43146898	7/23/2012	125.00
52522000	Community Relations	PS	43146625	7/23/2012	350.00
52532014	Electricity TD	EE	70024196	7/23/2012	18.92
52532014	Electricity TD	EE	70024198	7/23/2012	25.05
52550016	Janitorial AG	PV	43146790	7/23/2012	5,403.33
52585000	Discounts Available	PN	8129	7/23/2012	(66.67)
52585000	Discounts Available	PN	8129	7/23/2012	(28.44)
52585000	Discounts Available	PN	8129	7/23/2012	(17.61)
52585000	Discounts Available	PK	62066163	7/23/2012	(8.42)
57010015	Uncoll Accts Exp CA	JE	31077041	7/23/2012	(9.64)
57010015	Uncoll Accts Exp CA	JE	31077041	7/23/2012	(505.11)
62502600	Misc Maint AG	PV	43146698	7/23/2012	7.13
62502600	Misc Maint AG	JE	99071202	7/23/2012	(9,557.05)
40111000	Res Sales Billed	JE	31077118	7/24/2012	(419,062.81)
40111000	Res Sales Billed	JE	31077118	7/24/2012	(18.16)
40111000	Res Sales Billed	JE	31077118	7/24/2012	(55.24)
40121000	Com Sales Billed	JE	31077118	7/24/2012	(243,559.17)
40145000	Priv Fire Billed	JE	31077118	7/24/2012	(10,241.58)
40151000	Publ Auth Billed	JE	31077118	7/24/2012	(8,219.45)
40151000	Publ Auth Billed	JE	31077118	7/24/2012	(151.95)
40251000	PubAuth WW Billed	JE	31077118	7/24/2012	(48.11)
40310400	OthRev-NSF Ck Chrg	JE	31077118	7/24/2012	(48.00)
40310500	OthRev-Appl/InitFee	JE	31077118	7/24/2012	(5,902.00)
40310500	OthRev-Appl/InitFee	JE	31077118	7/24/2012	(104.00)
40310700	OthRev-Reconnct Fee	JE	31077118	7/24/2012	(2,262.00)
50452000	Emp Physical Exams	PV	43147710	7/24/2012	35.00
50452000	Emp Physical Exams	PV	43147742	7/24/2012	50.00
50457000	Training	PV	43149747	7/24/2012	1,698.00
51010000	Purchased Water	CC	31080638	7/24/2012	1,456.60
51510012	Purchased Power P	EE	70024441	7/24/2012	788.27
51510014	Purchased Power TD	EE	70024443	7/24/2012	74.47
52001300	M&S Oper WT	CC	31080072	7/24/2012	382.93
52001300	M&S Oper WT	CC	31080321	7/24/2012	8.54
52001300	M&S Oper WT	CC	31081261	7/24/2012	199.23
52001300	M&S Oper WT	CC	31081261	7/24/2012	105.78
52001300	M&S Oper WT	CC	31081280	7/24/2012	520.40
52001400	M&S Oper TD	PV	43147534	7/24/2012	2,166.37
52001400	M&S Oper TD	CC	31077650	7/24/2012	200.00
52001400	M&S Oper TD	CC	31079033	7/24/2012	1,323.00
52001400	M&S Oper TD	CC	31080060	7/24/2012	93.89
52001400	M&S Oper TD	CC	31080207	7/24/2012	23.26
52001400	M&S Oper TD	CC	31080677	7/24/2012	614.31
52001400	M&S Oper TD	CC	31081261	7/24/2012	55.74
52001600	M&S Oper AG	PV	43147538	7/24/2012	291.88
52001600	M&S Oper AG	PV	43149729	7/24/2012	994.13
52001600	M&S Oper AG	CC	31081000	7/24/2012	4.27
52501300	Misc Oper WT	CC	31079791	7/24/2012	3.70
52501300	Misc Oper WT	CC	31079792	7/24/2012	4.23
52501400	Misc Oper TD	PV	43147528	7/24/2012	874.85
52501400	Misc Oper TD	PV	43147531	7/24/2012	51.30
52501400	Misc Oper TD	PV	43147733	7/24/2012	31.42
52501600	Misc Oper AG	PV	43147627	7/24/2012	(2.16)
52501600	Misc Oper AG	PV	43147627	7/24/2012	(0.13)
52501600	Misc Oper AG	CC	31080908	7/24/2012	9.81
52514906	Cust Edu-Bill Insert	PV	43149731	7/24/2012	2,142.62
52514906	Cust Edu-Bill Insert	PV	43149732	7/24/2012	1,899.76
52520000	Collection Agencies	PV	43148009	7/24/2012	144.85
52520000	Collection Agencies	PV	43148040	7/24/2012	1,460.42
52520000	Collection Agencies	PV	43148541	7/24/2012	2,861.32
52524000	Co Dues/Mmbrshp Ded	CC	31080563	7/24/2012	77.00
52532014	Electricity TD	EE	70024442	7/24/2012	36.11
52532014	Electricity TD	EE	70024478	7/24/2012	31.48

Kentucky American Water Company  
Case No. 2012-00520  
Response to PSC DR1, Item 31

Account	Description	Doc Type	Document Number	Posting Date	Amount
52534000	Employee Expenses	CC	31077299	7/24/2012	190.08
52534000	Employee Expenses	CC	31077300	7/24/2012	190.08
52534000	Employee Expenses	CC	31080019	7/24/2012	20.00
52534000	Employee Expenses	CC	31080019	7/24/2012	40.00
52534000	Employee Expenses	CC	31080313	7/24/2012	70.50
52535000	Meals Deductible	RI	10182216	7/24/2012	(17.86)
52535000	Meals Deductible	CC	31077195	7/24/2012	72.00
52535000	Meals Deductible	CC	31077215	7/24/2012	4.96
52535000	Meals Deductible	CC	31079350	7/24/2012	30.70
52535000	Meals Deductible	CC	31079514	7/24/2012	17.46
52535000	Meals Deductible	CC	31079559	7/24/2012	30.48
52535000	Meals Deductible	CC	31079793	7/24/2012	15.26
52535000	Meals Deductible	CC	31080056	7/24/2012	7.93
52562013	Off&Adm Supplies WT	CC	31078735	7/24/2012	31.75
52562013	Off&Adm Supplies WT	CC	31079712	7/24/2012	56.47
52562013	Off&Adm Supplies WT	CC	31080203	7/24/2012	47.09
52562016	Off&Adm Supplies AG	CC	31080426	7/24/2012	26.46
52562513	Overnight Shippng WT	PV	43149723	7/24/2012	219.70
52571100	Add'l Security Costs	PV	43147524	7/24/2012	715.20
52571100	Add'l Security Costs	PV	43149748	7/24/2012	503.84
52571100	Add'l Security Costs	PV	43149749	7/24/2012	786.72
52571100	Add'l Security Costs	PV	43149750	7/24/2012	951.65
52574015	Telephone CA	TC	31076906	7/24/2012	279.97
52574015	Telephone CA	TC	31076907	7/24/2012	1,170.82
52574015	Telephone CA	TC	31076908	7/24/2012	110.54
52574016	Telephone AG	TC	31076933	7/24/2012	160.71
52574016	Telephone AG	TC	31076934	7/24/2012	245.49
52574016	Telephone AG	TC	31076935	7/24/2012	2,000.12
52574114	Cell Phone TD	TC	31077044	7/24/2012	171.37
52574116	Cell Phone AG	TC	31077044	7/24/2012	92.28
52574116	Cell Phone AG	TC	31077044	7/24/2012	328.97
52574116	Cell Phone AG	TC	31077044	7/24/2012	44.94
52578016	Trash Removal AG	ST	31077002	7/24/2012	5.68
52578016	Trash Removal AG	ST	31077002	7/24/2012	3.77
52579000	Trustee Fees	PV	43147696	7/24/2012	4,240.00
52579000	Trustee Fees	PV	43147701	7/24/2012	3,232.50
52582013	Uniforms WT	CC	31080020	7/24/2012	98.71
52582013	Uniforms WT	CC	31080024	7/24/2012	55.44
52582013	Uniforms WT	CC	31080321	7/24/2012	39.20
52582013	Uniforms WT	CC	31081000	7/24/2012	4.81
52582013	Uniforms WT	CC	31081000	7/24/2012	25.35
52582013	Uniforms WT	CC	31081001	7/24/2012	100.70
52582014	Uniforms TD	CC	31077560	7/24/2012	98.45
52582014	Uniforms TD	CC	31077561	7/24/2012	378.67
52582014	Uniforms TD	CC	31079062	7/24/2012	218.95
52582014	Uniforms TD	CC	31079065	7/24/2012	42.72
52582014	Uniforms TD	CC	31079952	7/24/2012	174.01
52582014	Uniforms TD	CC	31079953	7/24/2012	42.72
52582014	Uniforms TD	CC	31080856	7/24/2012	88.36
52582014	Uniforms TD	CC	31080857	7/24/2012	158.82
52582014	Uniforms TD	CC	31081000	7/24/2012	21.78
52585000	Discounts Available	PX	8129	7/24/2012	(4.24)
52585000	Discounts Available	PX	8129	7/24/2012	(4.40)
53150013	Contr Svc-Other WT	PV	43147722	7/24/2012	1,380.00
53150013	Contr Svc-Other WT	PV	43147723	7/24/2012	225.00
53150013	Contr Svc-Other WT	PV	43147725	7/24/2012	100.00
53150013	Contr Svc-Other WT	PV	43149711	7/24/2012	560.00
53150013	Contr Svc-Other WT	PV	43149713	7/24/2012	50.00
53150013	Contr Svc-Other WT	PV	43149715	7/24/2012	50.00
53150013	Contr Svc-Other WT	PV	43149738	7/24/2012	378.00
53150013	Contr Svc-Other WT	PV	43149738	7/24/2012	210.00
53150014	Contr Svc-Other TD	PV	43147596	7/24/2012	28.00
53150014	Contr Svc-Other TD	PV	43147679	7/24/2012	4,970.00
53150014	Contr Svc-Other TD	PV	43147738	7/24/2012	4,525.00
54140016	Rents-Equip AG	PV	43149745	7/24/2012	210.28
55000016	Trans Oper AG	PS	43148688	7/24/2012	42.11
55000016	Trans Oper AG	CC	31079282	7/24/2012	256.44
55010300	Trans Lease Maint	CC	31079580	7/24/2012	12.23
57010015	Uncoll Accts Exp CA	JE	31077033	7/24/2012	(0.29)
57010015	Uncoll Accts Exp CA	JE	31077118	7/24/2012	(71.39)
62002100	M&S Maint SS	PV	43147553	7/24/2012	423.11
62002300	M&S Maint WT	PV	43149716	7/24/2012	7,267.61
62002300	M&S Maint WT	PV	43149724	7/24/2012	835.90
62002300	M&S Maint WT	PV	43149726	7/24/2012	210.00
62002300	M&S Maint WT	CC	31079941	7/24/2012	39.81
62002300	M&S Maint WT	CC	31080884	7/24/2012	83.42
62002300	M&S Maint WT	CC	31080885	7/24/2012	9.09

Kentucky American Water Company  
Case No. 2012-00520  
Response to PSC DR1, Item 31

Account	Description	Doc Type	Document Number	Posting Date	Amount
62002300	M&S Maint WT	CC	31081019	7/24/2012	101.01
62002400	M&S Maint TD	ST	31077002	7/24/2012	167.03
62002400	M&S Maint TD	PV	43147596	7/24/2012	407.48
62002400	M&S Maint TD	PV	43147734	7/24/2012	134.13
62002400	M&S Maint TD	CC	31077214	7/24/2012	19.84
62002400	M&S Maint TD	CC	31077439	7/24/2012	4.98
62002400	M&S Maint TD	CC	31080883	7/24/2012	1,064.76
62002600	M&S Maint AG	CC	31078271	7/24/2012	33.92
62502300	Misc Maint WT	CC	31080071	7/24/2012	692.46
62502400	Misc Maint TD	PV	43120014	7/24/2012	(347.99)
62520700	Misc Main Pvg/Bckfill	PV	43147741	7/24/2012	6,335.50
62520700	Misc Main Pvg/Bckfill	PV	43147740	7/24/2012	358.80
63150026	Contr Svc-Maint AG	PV	43147732	7/24/2012	628.00
63150026	Contr Svc-Maint AG	PV	43147735	7/24/2012	102.00
68520000	Property Taxes	JE	31077063	7/24/2012	354.86
71511000	M&J Revenues	RI	10182157	7/24/2012	(150.00)
71521000	M&J Expenses	PV	43147740	7/24/2012	607.20
40111000	Res Sales Billed	JE	31081605	7/25/2012	(168,397.18)
40111000	Res Sales Billed	JE	31081605	7/25/2012	(79.11)
40111000	Res Sales Billed	JE	31081605	7/25/2012	(9.02)
40121000	Com Sales Billed	JE	31081605	7/25/2012	(106,953.59)
40121000	Com Sales Billed	JE	31081605	7/25/2012	(10.15)
40131000	Ind Sales Billed	JE	31081605	7/25/2012	(2,909.68)
40141000	Publ Fire Billed	JE	31081605	7/25/2012	(2.28)
40145000	Priv Fire Billed	JE	31081605	7/25/2012	(4,732.88)
40151000	Publ Auth Billed	JE	31081605	7/25/2012	(13,227.39)
40211000	Dom WW Svc Billed	JE	31081605	7/25/2012	(4.15)
40310400	OthRev-NSF Ck Chrg	JE	31081605	7/25/2012	(72.00)
40310500	OthRev-Appl/InitFee	JE	31081605	7/25/2012	(2,964.00)
40310500	OthRev-Appl/InitFee	JE	31081605	7/25/2012	(52.00)
40310700	OthRev-Reconnct Fee	JE	31081605	7/25/2012	(936.00)
50421000	401k Expense	JE	31077139	7/25/2012	3,911.00
50422000	DCP Expense	JE	31081405	7/25/2012	4,718.00
51010000	Purchased Water	PV	43151382	7/25/2012	16.22
51010000	Purchased Water	PV	43151389	7/25/2012	22,785.19
52001400	M&S Oper TD	PV	43151163	7/25/2012	65.90
52001400	M&S Oper TD	PV	43151195	7/25/2012	235.01
52001400	M&S Oper TD	PV	43151418	7/25/2012	250.72
52001600	M&S Oper AG	PV	43151171	7/25/2012	203.59
52001600	M&S Oper AG	PV	43151311	7/25/2012	98.14
52501400	Misc Oper TD	PV	43151167	7/25/2012	87.45
52501600	Misc Oper AG	PV	43149812	7/25/2012	1.50
52501600	Misc Oper AG	PV	43149812	7/25/2012	0.09
52514600	Charitb Don-Commnty	PS	43151238	7/25/2012	500.00
52514700	Community Partnrshps	PS	43151239	7/25/2012	500.00
52514903	Cust Edu Comm-Issues	PV	43151404	7/25/2012	202.63
52550013	Janitorial WT	PV	43151320	7/25/2012	400.00
52562513	Overnight Shippng WT	PV	43151299	7/25/2012	121.40
52562513	Overnight Shippng WT	PV	43151304	7/25/2012	92.16
52579000	Trustee Fees	PV	43150942	7/25/2012	421.18
52579000	Trustee Fees	PV	43150942	7/25/2012	421.18
52579000	Trustee Fees	PV	43150942	7/25/2012	421.19
52585000	Discounts Available	PX	8231	7/25/2012	(3.20)
52585000	Discounts Available	PX	8231	7/25/2012	(250.37)
52585000	Discounts Available	PX	8231	7/25/2012	(139.73)
52585000	Discounts Available	PX	8231	7/25/2012	(7.28)
52585000	Discounts Available	PU	19049	7/25/2012	(32.58)
52585000	Discounts Available	PU	19049	7/25/2012	(10.98)
52585000	Discounts Available	PK	62066194	7/25/2012	(58.04)
52585000	Discounts Available	PK	62066194	7/25/2012	(9.05)
52585000	Discounts Available	PK	62066196	7/25/2012	(137.66)
52585000	Discounts Available	PK	62066196	7/25/2012	(44.54)
52585000	Discounts Available	PK	62066225	7/25/2012	(83.51)
52585000	Discounts Available	PK	62066225	7/25/2012	(4.02)
52585000	Discounts Available	PK	62066227	7/25/2012	(28.17)
52585000	Discounts Available	PK	62066227	7/25/2012	(3.76)
52585000	Discounts Available	PK	62066227	7/25/2012	(310.23)
52585000	Discounts Available	PK	62066227	7/25/2012	(310.23)
52585000	Discounts Available	PK	62066227	7/25/2012	(47.40)
52585000	Discounts Available	PK	62066227	7/25/2012	(0.70)
52585000	Discounts Available	PK	62066251	7/25/2012	(91.31)
52585000	Discounts Available	PK	62066251	7/25/2012	(13.81)
52585000	Discounts Available	PK	62066251	7/25/2012	(1.07)
52585000	Discounts Available	PK	62066251	7/25/2012	(233.27)
52585000	Discounts Available	PK	62066251	7/25/2012	(30.73)
52585000	Discounts Available	PK	62066251	7/25/2012	(2.86)
52585000	Discounts Available	PK	62066251	7/25/2012	(40.75)

Kentucky American Water Company  
Case No. 2012-00520  
Response to PSC DR1, Item 31

Account	Description	Doc Type	Document Number	Posting Date	Amount
52585000	Discounts Available	PK	62066253	7/25/2012	(354.65)
52585000	Discounts Available	PK	62066253	7/25/2012	(112.79)
52585000	Discounts Available	PK	62066253	7/25/2012	(64.50)
52585000	Discounts Available	PK	62066253	7/25/2012	(467.45)
52585000	Discounts Available	PK	62066271	7/25/2012	(8.59)
52585000	Discounts Available	PK	62066271	7/25/2012	(11.81)
52585000	Discounts Available	PK	62066271	7/25/2012	(47.40)
53150013	Contr Svc-Other WT	PV	43151320	7/25/2012	2,880.00
53150013	Contr Svc-Other WT	PV	43151320	7/25/2012	1,410.00
53150013	Contr Svc-Other WT	PV	43151327	7/25/2012	4,960.00
53150013	Contr Svc-Other WT	PV	43151330	7/25/2012	196.00
53150013	Contr Svc-Other WT	PV	43151341	7/25/2012	511.00
53150013	Contr Svc-Other WT	PV	43151344	7/25/2012	50.00
53150013	Contr Svc-Other WT	PV	43151357	7/25/2012	50.00
53150013	Contr Svc-Other WT	PV	43151364	7/25/2012	50.00
53150013	Contr Svc-Other WT	PV	43151376	7/25/2012	1,000.00
53150014	Contr Svc-Other TD	PV	43151330	7/25/2012	246.00
53150014	Contr Svc-Other TD	PV	43151330	7/25/2012	56.00
53150014	Contr Svc-Other TD	PV	43151364	7/25/2012	20.00
53150014	Contr Svc-Other TD	PV	43151364	7/25/2012	419.00
53150014	Contr Svc-Other TD	PV	43151371	7/25/2012	41.65
53150016	Contr Svc-Other AG	PV	43151327	7/25/2012	720.00
53150016	Contr Svc-Other AG	PV	43151412	7/25/2012	351.84
53152000	Contr Svc-Lab Testng	PV	43150725	7/25/2012	103.21
53155000	Contr Svc-Legal	PV	43153010	7/25/2012	1,394.88
53155000	Contr Svc-Legal	PV	43153016	7/25/2012	13,646.42
53155000	Contr Svc-Legal	PV	43153027	7/25/2012	352.00
53155000	Contr Svc-Legal	PV	43153033	7/25/2012	1,424.90
54140016	Rents-Equip AG	PV	43151177	7/25/2012	330.71
54140016	Rents-Equip AG	PV	43151184	7/25/2012	138.92
54140016	Rents-Equip AG	PV	43151191	7/25/2012	138.90
54140016	Rents-Equip AG	PV	43151284	7/25/2012	257.02
54140016	Rents-Equip AG	PV	43151290	7/25/2012	346.97
54140016	Rents-Equip AG	PV	43151294	7/25/2012	302.45
54140016	Rents-Equip AG	PV	43151294	7/25/2012	274.39
54140016	Rents-Equip AG	PV	43151294	7/25/2012	142.42
54140016	Rents-Equip AG	PV	43151294	7/25/2012	142.42
57010015	Uncoll Accts Exp CA	JE	31081605	7/25/2012	(283.33)
62002100	M&S Maint SS	PV	43150719	7/25/2012	210.00
62002300	M&S Maint WT	PV	43150719	7/25/2012	210.00
62002300	M&S Maint WT	PV	43150719	7/25/2012	1,260.00
62002300	M&S Maint WT	PV	43150719	7/25/2012	630.00
62002300	M&S Maint WT	PV	43150719	7/25/2012	1,470.00
62002400	M&S Maint TD	ST	31077078	7/25/2012	8.05
62002400	M&S Maint TD	PV	43150719	7/25/2012	210.00
62002400	M&S Maint TD	PV	43151330	7/25/2012	550.61
62002400	M&S Maint TD	IR	744293	7/25/2012	(45.64)
62002400	M&S Maint TD	IR	744293	7/25/2012	(56.36)
62002400	M&S Maint TD	IR	744293	7/25/2012	(30.12)
62002400	M&S Maint TD	IR	744293	7/25/2012	(73.33)
62002400	M&S Maint TD	IR	744293	7/25/2012	(91.98)
62002400	M&S Maint TD	IR	744293	7/25/2012	(40.19)
62002400	M&S Maint TD	II	744294	7/25/2012	5.49
62002400	M&S Maint TD	II	744294	7/25/2012	863.46
62002400	M&S Maint TD	II	744294	7/25/2012	44.82
62002400	M&S Maint TD	II	744294	7/25/2012	41.77
62002400	M&S Maint TD	II	744294	7/25/2012	9.54
62002400	M&S Maint TD	II	744294	7/25/2012	851.13
62002400	M&S Maint TD	II	744294	7/25/2012	44.63
62002400	M&S Maint TD	II	744294	7/25/2012	325.32
62002400	M&S Maint TD	II	744294	7/25/2012	48.82
62002400	M&S Maint TD	II	744294	7/25/2012	80.18
62002400	M&S Maint TD	II	744294	7/25/2012	212.45
62002400	M&S Maint TD	II	744294	7/25/2012	52.06
62002400	M&S Maint TD	II	744294	7/25/2012	12.63
62002400	M&S Maint TD	II	744294	7/25/2012	45.34
62002400	M&S Maint TD	II	744294	7/25/2012	1,069.22
62002400	M&S Maint TD	II	744294	7/25/2012	838.98
62002400	M&S Maint TD	II	744294	7/25/2012	26.82
62002400	M&S Maint TD	II	744294	7/25/2012	566.25
62002400	M&S Maint TD	II	744294	7/25/2012	112.71
62002400	M&S Maint TD	II	744294	7/25/2012	673.79
62002400	M&S Maint TD	II	744294	7/25/2012	137.32
62002400	M&S Maint TD	II	744294	7/25/2012	39.32
62002400	M&S Maint TD	II	744294	7/25/2012	103.73
62002400	M&S Maint TD	II	744294	7/25/2012	81.25
62002400	M&S Maint TD	II	744294	7/25/2012	78.59

Kentucky American Water Company  
Case No. 2012-00520  
Response to PSC DR1, Item 31

Account	Description	Doc Type	Document Number	Posting Date	Amount
62002400	M&S Maint TD	II	744294	7/25/2012	7.86
62002400	M&S Maint TD	II	744294	7/25/2012	21.42
62002400	M&S Maint TD	II	744294	7/25/2012	227.29
62002400	M&S Maint TD	II	744294	7/25/2012	55.37
62002400	M&S Maint TD	II	744294	7/25/2012	16.12
62002400	M&S Maint TD	II	744294	7/25/2012	96.69
62002400	M&S Maint TD	II	744294	7/25/2012	17.28
62002400	M&S Maint TD	II	744294	7/25/2012	156.97
62002400	M&S Maint TD	II	744294	7/25/2012	2,281.29
62002400	M&S Maint TD	II	744294	7/25/2012	132.26
62002400	M&S Maint TD	II	744294	7/25/2012	41.12
62002400	M&S Maint TD	II	744294	7/25/2012	27.30
62002400	M&S Maint TD	II	744294	7/25/2012	257.29
62002400	M&S Maint TD	II	744294	7/25/2012	58.52
62002400	M&S Maint TD	II	744294	7/25/2012	157.93
62002400	M&S Maint TD	II	744294	7/25/2012	240.99
62002400	M&S Maint TD	II	744294	7/25/2012	127.02
62002400	M&S Maint TD	II	744294	7/25/2012	118.05
62002400	M&S Maint TD	II	744294	7/25/2012	10.23
62002400	M&S Maint TD	II	744294	7/25/2012	91.98
62002400	M&S Maint TD	II	744294	7/25/2012	23.16
62002400	M&S Maint TD	II	744294	7/25/2012	38.18
62502400	Misc Maint TD	PV	43151140	7/25/2012	846.00
63150026	Contr Svc-Maint AG	PV	43151198	7/25/2012	196.44
40111000	Res Sales Billed	JE	31081701	7/26/2012	(295,627.84)
40121000	Com Sales Billed	JE	31081701	7/26/2012	(39,283.97)
40145000	Priv Fire Billed	JE	31081701	7/26/2012	(3,261.89)
40151000	Publ Auth Billed	JE	31081701	7/26/2012	(8,758.44)
40310400	OthRev-NSF Ck Chrg	JE	31081701	7/26/2012	(144.00)
40310500	OthRev-Appl/InitFee	JE	31081701	7/26/2012	(2,704.00)
40310500	OthRev-Appl/InitFee	JE	31081701	7/26/2012	(26.00)
40310700	OthRev-Reconnct Fee	JE	31081701	7/26/2012	(546.00)
51110000	Waste Disposal	ID	744415	7/26/2012	138.50
51110000	Waste Disposal	ID	744415	7/26/2012	944.13
51110000	Waste Disposal	ID	744542	7/26/2012	27.13
51110000	Waste Disposal	ID	744544	7/26/2012	735.90
51110000	Waste Disposal	ID	744544	7/26/2012	780.45
51110000	Waste Disposal	ID	744919	7/26/2012	5,905.68
51800000	Chemicals	ID	744415	7/26/2012	3,803.88
51800000	Chemicals	ID	744415	7/26/2012	3,583.09
51800000	Chemicals	ID	744415	7/26/2012	6,180.00
51800000	Chemicals	ID	744415	7/26/2012	3,661.96
51800000	Chemicals	ID	744415	7/26/2012	46,056.42
51800000	Chemicals	ID	744415	7/26/2012	74.92
51800000	Chemicals	ID	744415	7/26/2012	7,723.39
51800000	Chemicals	ID	744415	7/26/2012	2,772.18
51800000	Chemicals	ID	744415	7/26/2012	530.34
51800000	Chemicals	ID	744542	7/26/2012	541.53
51800000	Chemicals	ID	744542	7/26/2012	494.76
51800000	Chemicals	ID	744542	7/26/2012	2,210.78
51800000	Chemicals	ID	744542	7/26/2012	950.32
51800000	Chemicals	ID	744542	7/26/2012	3,668.06
51800000	Chemicals	ID	744542	7/26/2012	7,228.07
51800000	Chemicals	ID	744542	7/26/2012	108.19
51800000	Chemicals	ID	744542	7/26/2012	87.50
51800000	Chemicals	ID	744542	7/26/2012	4,209.77
51800000	Chemicals	ID	744544	7/26/2012	3,246.01
51800000	Chemicals	ID	744544	7/26/2012	1,917.27
51800000	Chemicals	ID	744544	7/26/2012	5,291.60
51800000	Chemicals	ID	744544	7/26/2012	3,363.30
51800000	Chemicals	ID	744544	7/26/2012	15,063.10
51800000	Chemicals	ID	744544	7/26/2012	2,303.15
51800000	Chemicals	ID	744544	7/26/2012	99.52
51800000	Chemicals	ID	744561	7/26/2012	63.55
51800000	Chemicals	ID	744561	7/26/2012	130.34
51800000	Chemicals	ID	744561	7/26/2012	1,225.58
51800000	Chemicals	ID	744562	7/26/2012	95.68
51800000	Chemicals	ID	744562	7/26/2012	224.62
51800000	Chemicals	ID	744919	7/26/2012	8,095.10
51800000	Chemicals	ID	744919	7/26/2012	3,967.05
51800000	Chemicals	ID	744919	7/26/2012	11,188.40
51800000	Chemicals	ID	744919	7/26/2012	10,282.03
51800000	Chemicals	ID	744919	7/26/2012	8,471.53
51800000	Chemicals	ID	744919	7/26/2012	23,851.28
51800000	Chemicals	ID	744919	7/26/2012	5,342.72
51800000	Chemicals	ID	744919	7/26/2012	197.63
51800000	Chemicals	ID	744919	7/26/2012	1,691.67





Kentucky American Water Company  
Case No. 2012-00520  
Response to PSC DR1, Item 31

Account	Description	Doc Type	Document Number	Posting Date	Amount
55010300	Trans Lease Maint	PV	43153864	7/26/2012	1.00
55010300	Trans Lease Maint	PV	43153864	7/26/2012	1.00
55010300	Trans Lease Maint	PV	43153864	7/26/2012	5.00
55010300	Trans Lease Maint	PV	43153864	7/26/2012	18.31
55010300	Trans Lease Maint	PV	43153864	7/26/2012	15.42
55010300	Trans Lease Maint	PV	43153864	7/26/2012	16.59
55010300	Trans Lease Maint	PV	43153864	7/26/2012	17.33
55010300	Trans Lease Maint	PV	43153864	7/26/2012	57.59
55010300	Trans Lease Maint	PV	43153864	7/26/2012	65.04
55010300	Trans Lease Maint	PV	43153864	7/26/2012	58.67
55010300	Trans Lease Maint	PV	43153864	7/26/2012	17.25
55010300	Trans Lease Maint	PV	43153864	7/26/2012	780.65
55010300	Trans Lease Maint	PV	43153864	7/26/2012	103.44
55010300	Trans Lease Maint	PV	43153864	7/26/2012	83.72
55010300	Trans Lease Maint	PV	43153864	7/26/2012	15.90
55010300	Trans Lease Maint	PV	43153864	7/26/2012	29.02
55010300	Trans Lease Maint	PV	43153864	7/26/2012	15.91
55010300	Trans Lease Maint	PV	43153864	7/26/2012	856.99
55010300	Trans Lease Maint	PV	43153864	7/26/2012	47.58
55010300	Trans Lease Maint	PV	43153864	7/26/2012	113.76
55010300	Trans Lease Maint	PV	43153864	7/26/2012	113.00
55010300	Trans Lease Maint	PV	43153864	7/26/2012	1,042.40
55010300	Trans Lease Maint	PV	43153864	7/26/2012	15.98
55010300	Trans Lease Maint	PV	43153864	7/26/2012	22.37
55010300	Trans Lease Maint	PV	43153864	7/26/2012	97.36
55010300	Trans Lease Maint	PV	43153864	7/26/2012	82.89
55010300	Trans Lease Maint	PV	43153864	7/26/2012	14.56
55010300	Trans Lease Maint	PV	43153864	7/26/2012	19.15
55010300	Trans Lease Maint	PV	43153864	7/26/2012	30.13
55010300	Trans Lease Maint	PV	43153864	7/26/2012	1.00
55010300	Trans Lease Maint	PV	43153864	7/26/2012	18.44
55010300	Trans Lease Maint	PV	43153864	7/26/2012	113.10
55010300	Trans Lease Maint	PV	43153864	7/26/2012	1,186.41
55010300	Trans Lease Maint	PV	43153864	7/26/2012	1.00
55010300	Trans Lease Maint	PV	43153864	7/26/2012	1.00
55010300	Trans Lease Maint	PV	43153864	7/26/2012	1.00
55010300	Trans Lease Maint	PV	43153864	7/26/2012	205.21
55010300	Trans Lease Maint	PV	43153864	7/26/2012	193.68
55010300	Trans Lease Maint	PV	43153864	7/26/2012	29.40
55010300	Trans Lease Maint	PV	43153864	7/26/2012	31.94
55010300	Trans Lease Maint	PV	43153864	7/26/2012	15.00
55010300	Trans Lease Maint	PV	43153864	7/26/2012	18.31
55010300	Trans Lease Maint	PV	43153864	7/26/2012	48.72
55010300	Trans Lease Maint	PV	43153864	7/26/2012	56.72
55010300	Trans Lease Maint	PV	43153864	7/26/2012	53.49
55010300	Trans Lease Maint	PV	43153864	7/26/2012	1.00
55010300	Trans Lease Maint	PV	43153864	7/26/2012	1.00
55010300	Trans Lease Maint	PV	43153864	7/26/2012	1.00
55010300	Trans Lease Maint	PV	43153864	7/26/2012	1.00
55010300	Trans Lease Maint	PV	43153864	7/26/2012	18.91
55010300	Trans Lease Maint	PV	43153864	7/26/2012	1.00
55010300	Trans Lease Maint	PV	43153864	7/26/2012	(1.00)
55010300	Trans Lease Maint	PV	43153864	7/26/2012	9.25
55010300	Trans Lease Maint	PV	43153864	7/26/2012	512.45
55010300	Trans Lease Maint	PV	43153864	7/26/2012	9.25
55010300	Trans Lease Maint	PV	43153864	7/26/2012	9.25
55010300	Trans Lease Maint	PV	43153864	7/26/2012	1.00
55010300	Trans Lease Maint	PV	43153864	7/26/2012	1.00
55010300	Trans Lease Maint	PV	43153864	7/26/2012	5.00
55010300	Trans Lease Maint	PV	43153864	7/26/2012	5.00
55010300	Trans Lease Maint	PV	43153864	7/26/2012	5.00
55010300	Trans Lease Maint	PV	43153864	7/26/2012	18.91
55010300	Trans Lease Maint	PV	43153864	7/26/2012	1.00
55010300	Trans Lease Maint	PV	43153864	7/26/2012	1.00
55010300	Trans Lease Maint	PV	43153864	7/26/2012	300.75
55010300	Trans Lease Maint	PV	43153864	7/26/2012	5.00
55010300	Trans Lease Maint	PV	43153864	7/26/2012	5.00
55010300	Trans Lease Maint	PV	43153864	7/26/2012	5.00
55010300	Trans Lease Maint	PV	43153864	7/26/2012	1.00
55010300	Trans Lease Maint	PV	43153864	7/26/2012	1.00
55010300	Trans Lease Maint	PV	43153864	7/26/2012	9.25
55010300	Trans Lease Maint	PV	43153864	7/26/2012	9.25
55010300	Trans Lease Maint	PV	43153864	7/26/2012	219.58
55010300	Trans Lease Maint	PV	43153864	7/26/2012	(7,900.00)
55010300	Trans Lease Maint	PV	43153864	7/26/2012	236.68
55010300	Trans Lease Maint	PV	43153864	7/26/2012	1,071.13
55010300	Trans Lease Maint	PV	43153864	7/26/2012	5.00
55010300	Trans Lease Maint	PV	43153864	7/26/2012	5.00
55010300	Trans Lease Maint	PV	43153864	7/26/2012	225.69
55010300	Trans Lease Maint	PV	43153864	7/26/2012	318.26
55010300	Trans Lease Maint	PV	43153864	7/26/2012	9.25

Kentucky American Water Company  
Case No. 2012-00520  
Response to PSC DR1, Item 31

Account	Description	Doc Type	Document Number	Posting Date	Amount
55010300	Trans Lease Maint	PV	43153864	7/26/2012	9.25
55010300	Trans Lease Maint	PV	43153864	7/26/2012	1.00
55010300	Trans Lease Maint	PV	43153864	7/26/2012	5.00
55010300	Trans Lease Maint	PV	43153864	7/26/2012	5.00
55010300	Trans Lease Maint	PV	43153864	7/26/2012	5.00
55010300	Trans Lease Maint	PV	43153864	7/26/2012	75.82
55010300	Trans Lease Maint	PV	43153864	7/26/2012	5.00
55010300	Trans Lease Maint	PV	43153864	7/26/2012	5.00
55010300	Trans Lease Maint	PV	43153864	7/26/2012	281.56
55010300	Trans Lease Maint	PV	43153864	7/26/2012	773.32
55010300	Trans Lease Maint	PV	43153864	7/26/2012	5.00
55010300	Trans Lease Maint	PV	43153864	7/26/2012	1,406.46
55010300	Trans Lease Maint	PV	43153864	7/26/2012	5.00
55010300	Trans Lease Maint	PV	43153864	7/26/2012	193.01
55010300	Trans Lease Maint	PV	43153864	7/26/2012	184.17
55010300	Trans Lease Maint	PV	43153864	7/26/2012	1,051.68
55010300	Trans Lease Maint	PV	43153864	7/26/2012	5.00
55010300	Trans Lease Maint	PV	43153864	7/26/2012	5.00
55010300	Trans Lease Maint	PV	43153864	7/26/2012	5.00
55010300	Trans Lease Maint	PV	43153864	7/26/2012	213.17
55010300	Trans Lease Maint	PV	43153864	7/26/2012	1.00
55010300	Trans Lease Maint	PV	43153864	7/26/2012	373.16
55010300	Trans Lease Maint	PV	43153864	7/26/2012	5.00
55010300	Trans Lease Maint	PV	43153864	7/26/2012	5.00
55010300	Trans Lease Maint	PV	43153864	7/26/2012	9.25
57010015	Uncoll Accts Exp CA	JE	31081701	7/26/2012	(312.03)
62002300	M&S Maint WT	PV	43155110	7/26/2012	121.65
62002300	M&S Maint WT	PV	43155112	7/26/2012	728.63
62002300	M&S Maint WT	PV	43155116	7/26/2012	74.46
62002300	M&S Maint WT	PV	43155116	7/26/2012	74.47
62002400	M&S Maint TD	II	744777	7/26/2012	28.37
62002400	M&S Maint TD	II	744777	7/26/2012	34.25
62002400	M&S Maint TD	II	744777	7/26/2012	107.76
62002400	M&S Maint TD	II	744777	7/26/2012	154.43
62002400	M&S Maint TD	II	744777	7/26/2012	38.18
62502400	Misc Maint TD	ST	31081546	7/26/2012	50.76
62502600	Misc Maint AG	PV	43154882	7/26/2012	6,600.00
62502600	Misc Maint AG	PV	43155122	7/26/2012	3,308.80
40111000	Res Sales Billed	JE	31081761	7/27/2012	(257,550.61)
40121000	Com Sales Billed	JE	31081761	7/27/2012	(56,738.93)
40145000	Priv Fire Billed	JE	31081761	7/27/2012	(3,049.42)
40151000	Publ Auth Billed	JE	31081761	7/27/2012	(1,916.30)
40171000	Misc Sales Billed	JE	31081761	7/27/2012	(2,134.47)
40310250	OthRev-Rent I/C	JE	12120704	7/27/2012	(30,783.11)
40310400	OthRev-NSF Ck Chrg	JE	31081761	7/27/2012	(144.00)
40310500	OthRev-Appl/InitFee	JE	31081761	7/27/2012	(2,678.00)
40310500	OthRev-Appl/InitFee	JE	31081761	7/27/2012	(130.00)
40310700	OthRev-Reconnct Fee	JE	31081761	7/27/2012	(780.00)
50101600	Labor Oper AG	JE	31081697	7/27/2012	167,667.00
50510100	PBOP Cap Credits	T1	47948	7/27/2012	(23,316.90)
50550000	Group Insur Expense	T1	47948	7/27/2012	(13,275.10)
50550100	Group Ins Cap Credits	T1	47948	7/27/2012	(53,898.56)
50610100	Pension Cap Credits	T1	47948	7/27/2012	(36,237.73)
52001400	M&S Oper TD	ST	31081658	7/27/2012	69.02
53150016	Contr Svc-Other AG	ST	31081658	7/27/2012	22.67
53150016	Contr Svc-Other AG	ST	31081658	7/27/2012	9.96
55000100	Trans Cap Credits	T1	47948	7/27/2012	(1,197.47)
55000100	Trans Cap Credits	T1	47948	7/27/2012	(1,164.58)
55000100	Trans Cap Credits	T1	47948	7/27/2012	(151.14)
55000100	Trans Cap Credits	T1	47948	7/27/2012	(384.70)
55000100	Trans Cap Credits	T1	47948	7/27/2012	(558.88)
55000100	Trans Cap Credits	T1	47948	7/27/2012	(3,666.86)
55000100	Trans Cap Credits	T1	47948	7/27/2012	(9,660.61)
55000100	Trans Cap Credits	T1	47948	7/27/2012	(712.67)
55000100	Trans Cap Credits	T1	47948	7/27/2012	(1,414.49)
55000100	Trans Cap Credits	T1	47948	7/27/2012	(587.23)
55000100	Trans Cap Credits	T1	47948	7/27/2012	(426.73)
55000100	Trans Cap Credits	T1	47948	7/27/2012	(526.30)
55000100	Trans Cap Credits	T1	47948	7/27/2012	(122.57)
55010300	Trans Lease Maint	JE	31081736	7/27/2012	1,400.00
55010400	Trans Emp Reimb Co	T1	47948	7/27/2012	(44.57)
55010400	Trans Emp Reimb Co	T1	47948	7/27/2012	(68.71)
55720100	Ins W/C Cap Credits	T1	47948	7/27/2012	(5,505.85)
57010015	Uncoll Accts Exp CA	JE	31081761	7/27/2012	(291.94)
40111000	Res Sales Billed	JE	31081940	7/30/2012	(248,975.05)
40111000	Res Sales Billed	JE	31081940	7/30/2012	(36.73)
40111000	Res Sales Billed	JE	31081940	7/30/2012	43.52

Kentucky American Water Company  
Case No. 2012-00520  
Response to PSC DR1, Item 31

Account	Description	Doc Type	Document Number	Posting Date	Amount
40111000	Res Sales Billed	JE	31081940	7/30/2012	1.78
40121000	Com Sales Billed	JE	31081940	7/30/2012	(22,718.90)
40145000	Priv Fire Billed	JE	31081940	7/30/2012	(627.98)
40151000	Publ Auth Billed	JE	31081940	7/30/2012	(196.53)
40211000	Dom WW Svc Billed	JE	31081940	7/30/2012	(257.90)
40310400	OthRev-NSF Ck Chrg	JE	31081940	7/30/2012	(200.00)
40310400	OthRev-NSF Ck Chrg	JE	31081940	7/30/2012	(168.00)
40310500	OthRev-Appl/InitFee	JE	31081940	7/30/2012	(2,496.00)
40310700	OthRev-Reconnct Fee	JE	31081940	7/30/2012	(910.00)
52535000	Meals Deductible	JE	31081812	7/30/2012	10.00
52535000	Meals Deductible	JN	31081843	7/30/2012	(7.50)
52535000	Meals Deductible	JN	31081843	7/30/2012	7.50
55010300	Trans Lease Maint	JE	31081813	7/30/2012	5,400.00
55010300	Trans Lease Maint	JE	31081818	7/30/2012	6,900.00
55010300	Trans Lease Maint	JE	31081823	7/30/2012	7,700.00
55010300	Trans Lease Maint	JE	31081835	7/30/2012	4,500.00
55010300	Trans Lease Maint	JE	31081839	7/30/2012	1,400.00
57010015	Uncoll Accts Exp CA	JE	31081940	7/30/2012	2,910.67
57010015	Uncoll Accts Exp CA	JE	31081940	7/30/2012	27,880.66
62002400	M&S Maint TD	JE	31081850	7/30/2012	(130.91)
71521000	M&J Expenses	JE	31081850	7/30/2012	130.91
40112000	Res Sales Unbilled	JE	31081917	7/31/2012	(2,571,221.96)
40112000	Res Sales Unbilled	JE	12120700	7/31/2012	(208,173.34)
40112000	Res Sales Unbilled	JE	12120700	7/31/2012	208,173.34
40112000	Res Sales Unbilled	JE	12120701	7/31/2012	(208,173.34)
40122000	Com Sales Unbilled	JE	31081917	7/31/2012	(1,318,539.84)
40122000	Com Sales Unbilled	JE	12120700	7/31/2012	(124,009.46)
40122000	Com Sales Unbilled	JE	12120700	7/31/2012	124,009.46
40122000	Com Sales Unbilled	JE	12120701	7/31/2012	(124,009.46)
40132000	Ind Sales Unbilled	JE	31081917	7/31/2012	(126,142.28)
40152000	Publ Auth Unbilled	JE	31081917	7/31/2012	(417,817.48)
40152000	Publ Auth Unbilled	JE	12120700	7/31/2012	(41,454.34)
40152000	Publ Auth Unbilled	JE	12120700	7/31/2012	41,454.34
40152000	Publ Auth Unbilled	JE	12120701	7/31/2012	(41,454.34)
40161050	SlS/Rsle Billed I/C	JE	305	7/31/2012	(841.25)
40161050	SlS/Rsle Billed I/C	JE	305	7/31/2012	(1,440.05)
40162000	SalesforRsle Unbilld	JE	31081917	7/31/2012	(118,213.13)
40310300	OthRev-CFO	JE	50	7/31/2012	(73,146.58)
40310300	OthRev-CFO	JE	50	7/31/2012	(27,252.72)
40310300	OthRev-CFO	JE	50	7/31/2012	(199.08)
40310300	OthRev-CFO	JE	50	7/31/2012	(36,208.68)
50101400	Labor Oper TD	JE	31081802	7/31/2012	(41,107.50)
50171600	Comp Exp-Options	JE	31081918	7/31/2012	1,767.00
50171800	Comp Exp-RSU's	JE	31081918	7/31/2012	3,235.00
50185000	Severance	JE	31081802	7/31/2012	41,107.50
50423000	ESPP Expense	JE	31087419	7/31/2012	8.99
50423000	ESPP Expense	JE	31087427	7/31/2012	821.83
50450016	Other Welfare AG	JE	31087413	7/31/2012	2,100.00
50450016	Other Welfare AG	JE	31109887	7/31/2012	(1,050.00)
50510000	PBOP Expense	JR	2001	7/31/2012	70,420.00
50510000	PBOP Expense	JR	2007	7/31/2012	492.94
50510000	PBOP Expense	JR	2007	7/31/2012	(492.94)
50510000	PBOP Expense	JE	102	7/31/2012	(359.60)
50510100	PBOP Cap Credits	JE	31119045	7/31/2012	(15,536.00)
50550000	Group Insur Expense	JE	31077056	7/31/2012	1,197.43
50550000	Group Insur Expense	JE	31077056	7/31/2012	(1,197.43)
50550000	Group Insur Expense	JE	31081805	7/31/2012	(7,797.84)
50550100	Group Ins Cap Credits	JE	31119045	7/31/2012	(11,226.00)
50610000	Pension Expense	JR	2002	7/31/2012	101,561.08
50610000	Pension Expense	JR	2007	7/31/2012	710.93
50610000	Pension Expense	JR	2007	7/31/2012	(710.93)
50610100	Pension Cap Credits	JE	31119045	7/31/2012	(21,813.00)
51010000	Purchased Water	JE	205	7/31/2012	22,889.36
51010000	Purchased Water	JE	205	7/31/2012	5,227.00
51010000	Purchased Water	JE	205	7/31/2012	22,015.00
51010000	Purchased Water	JE	205	7/31/2012	1,880.00
51015000	Purchased Water I/C	JE	305	7/31/2012	841.25
51015000	Purchased Water I/C	JE	305	7/31/2012	1,440.05
51110000	Waste Disposal	JR	200	7/31/2012	5,333.33
51110000	Waste Disposal	JR	201	7/31/2012	3,000.00
51110000	Waste Disposal	JE	155	7/31/2012	2,367.42
51120000	Amort Waste Disposal	JR	1100	7/31/2012	8,333.33
51510012	Purchased Power P	JE	155	7/31/2012	49,521.16
51510012	Purchased Power P	JE	155	7/31/2012	10,592.70
51510012	Purchased Power P	JE	155	7/31/2012	449.65
51510012	Purchased Power P	JE	155	7/31/2012	824.16
51510012	Purchased Power P	JE	157	7/31/2012	(623.08)

Kentucky American Water Company  
Case No. 2012-00520  
Response to PSC DR1, Item 31

Account	Description	Doc Type	Document Number	Posting Date	Amount
51510012	Purchased Power P	JE	157	7/31/2012	3,630.22
51510013	Purchased Power WT	JE	155	7/31/2012	234,973.80
51510013	Purchased Power WT	JE	155	7/31/2012	28,348.86
51510013	Purchased Power WT	JE	155	7/31/2012	77,781.48
51510013	Purchased Power WT	JE	155	7/31/2012	10,582.38
51510013	Purchased Power WT	JE	155	7/31/2012	2,177.00
51510013	Purchased Power WT	JE	157	7/31/2012	(1,494.19)
51510013	Purchased Power WT	JE	157	7/31/2012	2,700.89
51510014	Purchased Power TD	JE	155	7/31/2012	33.58
51510014	Purchased Power TD	JE	155	7/31/2012	331.78
51800000	Chemicals	JE	600	7/31/2012	4,752.00
51800000	Chemicals	JE	600	7/31/2012	7,440.00
52001300	M&S Oper WT	CC	31084228	7/31/2012	220.19
52001300	M&S Oper WT	CC	31084660	7/31/2012	65.32
52001300	M&S Oper WT	CC	31084890	7/31/2012	8.54
52001300	M&S Oper WT	CC	31084907	7/31/2012	11.07
52001300	M&S Oper WT	CC	31085447	7/31/2012	103.98
52001300	M&S Oper WT	CC	31086209	7/31/2012	213.89
52001300	M&S Oper WT	CC	31111386	7/31/2012	85.00
52001300	M&S Oper WT	CC	31112751	7/31/2012	137.79
52001300	M&S Oper WT	CC	31113269	7/31/2012	226.67
52001300	M&S Oper WT	CC	31114438	7/31/2012	686.88
52001300	M&S Oper WT	CC	31115224	7/31/2012	8.54
52001300	M&S Oper WT	CC	31115858	7/31/2012	33.20
52001300	M&S Oper WT	CC	31115859	7/31/2012	33.50
52001400	M&S Oper TD	CC	31084199	7/31/2012	6.26
52001400	M&S Oper TD	CC	31086206	7/31/2012	6.34
52001400	M&S Oper TD	CC	31086268	7/31/2012	21.19
52001400	M&S Oper TD	CC	31086556	7/31/2012	4.27
52001400	M&S Oper TD	CC	31112323	7/31/2012	22.23
52001400	M&S Oper TD	CC	31112963	7/31/2012	2.41
52001400	M&S Oper TD	CC	31113113	7/31/2012	68.21
52001400	M&S Oper TD	CC	31113114	7/31/2012	63.54
52001400	M&S Oper TD	CC	31113400	7/31/2012	21.16
52001400	M&S Oper TD	CC	31114204	7/31/2012	235.32
52001400	M&S Oper TD	CC	31114401	7/31/2012	21.18
52001400	M&S Oper TD	CC	31116817	7/31/2012	139.92
52001400	M&S Oper TD	CC	31117401	7/31/2012	2.89
52001600	M&S Oper AG	CC	31083511	7/31/2012	159.00
52001600	M&S Oper AG	CC	31111346	7/31/2012	10.00
52001600	M&S Oper AG	CC	31112734	7/31/2012	10.00
52001600	M&S Oper AG	CC	31116990	7/31/2012	34.72
52001600	M&S Oper AG	CC	31118147	7/31/2012	14.47
52001600	M&S Oper AG	CC	31118148	7/31/2012	460.04
52501300	Misc Oper WT	CC	31083059	7/31/2012	42.99
52501300	Misc Oper WT	CC	31085165	7/31/2012	228.96
52501300	Misc Oper WT	CC	31085166	7/31/2012	956.85
52501300	Misc Oper WT	CC	31112664	7/31/2012	8.48
52501300	Misc Oper WT	CC	31112765	7/31/2012	95.51
52501300	Misc Oper WT	CC	31112766	7/31/2012	69.95
52501300	Misc Oper WT	CC	31112767	7/31/2012	46.70
52501300	Misc Oper WT	CC	31115304	7/31/2012	219.42
52501300	Misc Oper WT	CC	31115413	7/31/2012	39.12
52501300	Misc Oper WT	CC	31116726	7/31/2012	(42.99)
52501400	Misc Oper TD	CC	31113112	7/31/2012	104.93
52501400	Misc Oper TD	CC	31114343	7/31/2012	422.86
52501400	Misc Oper TD	CC	31117625	7/31/2012	95.39
52501400	Misc Oper TD	CC	31118405	7/31/2012	66.77
52501600	Misc Oper AG	JE	148	7/31/2012	95.94
52501600	Misc Oper AG	CC	31085265	7/31/2012	125.70
52501600	Misc Oper AG	CC	31111391	7/31/2012	105.44
52501600	Misc Oper AG	CC	31111392	7/31/2012	105.44
52501600	Misc Oper AG	CC	31111397	7/31/2012	105.44
52501600	Misc Oper AG	CC	31111398	7/31/2012	105.44
52501600	Misc Oper AG	CC	31111399	7/31/2012	105.44
52501600	Misc Oper AG	CC	31111488	7/31/2012	150.00
52501600	Misc Oper AG	CC	31111696	7/31/2012	40.00
52501600	Misc Oper AG	CC	31113214	7/31/2012	111.30
52501600	Misc Oper AG	CC	31113564	7/31/2012	67.84
52501600	Misc Oper AG	CC	31113856	7/31/2012	26.50
52501600	Misc Oper AG	CC	31114840	7/31/2012	434.60
52501600	Misc Oper AG	CC	31115063	7/31/2012	140.38
52501600	Misc Oper AG	CC	31115688	7/31/2012	190.00
52501600	Misc Oper AG	CC	31115689	7/31/2012	190.00
52501600	Misc Oper AG	CC	31115690	7/31/2012	190.00
52501600	Misc Oper AG	CC	31116639	7/31/2012	2,681.80
52501600	Misc Oper AG	CC	31116642	7/31/2012	111.30

Kentucky American Water Company  
Case No. 2012-00520  
Response to PSC DR1, Item 31

Account	Description	Doc Type	Document Number	Posting Date	Amount
52501600	Misc Oper AG	CC	31116988	7/31/2012	7.16
52501600	Misc Oper AG	JE	333	7/31/2012	69.67
52501600	Misc Oper AG	JE	336	7/31/2012	102.86
52501600	Misc Oper AG	JE	337	7/31/2012	195.20
52501600	Misc Oper AG	JE	160	7/31/2012	4,361.29
52501600	Misc Oper AG	IJ	31119076	7/31/2012	11,383.66
52501600	Misc Oper AG	IJ	31119076	7/31/2012	0.00
52503000	Advertising	CC	31110302	7/31/2012	2,832.70
52503000	Advertising	CC	31110303	7/31/2012	2,894.00
52503000	Advertising	CC	31110304	7/31/2012	2,894.00
52510015	Bank Svc Charges-CA	JE	140	7/31/2012	15,041.53
52510015	Bank Svc Charges-CA	JE	141	7/31/2012	8,988.13
52510016	Bank Svc Charges-AG	JE	105	7/31/2012	0.11
52510016	Bank Svc Charges-AG	JE	105	7/31/2012	2,430.00
52510016	Bank Svc Charges-AG	JE	105	7/31/2012	0.05
52510016	Bank Svc Charges-AG	JE	105	7/31/2012	3,888.00
52510016	Bank Svc Charges-AG	JE	12120703	7/31/2012	(3,888.00)
52510016	Bank Svc Charges-AG	JE	12120703	7/31/2012	(2,430.00)
52515000	Commun Relations-E	CC	31116638	7/31/2012	3,074.00
52515001	Commun Relations-S	CC	31083701	7/31/2012	570.00
52515001	Commun Relations-S	CC	31084603	7/31/2012	725.00
52515001	Commun Relations-S	CC	31084604	7/31/2012	289.25
52515001	Commun Relations-S	CC	31085266	7/31/2012	700.00
52520000	Collection Agencies	JE	334	7/31/2012	1,605.27
52520000	Collection Agencies	JE	316	7/31/2012	2,954.07
52520000	Collection Agencies	JE	31109915	7/31/2012	(131.96)
52524000	Co Dues/Mmbrshp Ded	JR	1209	7/31/2012	439.83
52524000	Co Dues/Mmbrshp Ded	JR	1209	7/31/2012	(439.83)
52524000	Co Dues/Mmbrshp Ded	JR	1212	7/31/2012	3,800.50
52524000	Co Dues/Mmbrshp Ded	JR	1214	7/31/2012	833.33
52524000	Co Dues/Mmbrshp Ded	JR	200	7/31/2012	307.11
52524000	Co Dues/Mmbrshp Ded	JR	213	7/31/2012	532.11
52524000	Co Dues/Mmbrshp Ded	CC	31085281	7/31/2012	500.00
52526100	Credit Line Fees I/C	JE	129	7/31/2012	2,106.67
52526100	Credit Line Fees I/C	JE	125	7/31/2012	5,581.31
52532013	Electricity WT	JE	155	7/31/2012	50.00
52532013	Electricity WT	JE	155	7/31/2012	96.98
52532013	Electricity WT	JE	155	7/31/2012	32.30
52532014	Electricity TD	JE	155	7/31/2012	4,195.00
52532014	Electricity TD	JE	155	7/31/2012	745.03
52532014	Electricity TD	JE	155	7/31/2012	1,053.77
52532016	Electricity AG	JE	155	7/31/2012	7,690.82
52532016	Electricity AG	JE	155	7/31/2012	196.78
52534000	Employee Expenses	CC	31085681	7/31/2012	424.14
52534000	Employee Expenses	CC	31085866	7/31/2012	380.89
52534000	Employee Expenses	CC	31085942	7/31/2012	427.14
52534000	Employee Expenses	JE	31087405	7/31/2012	5,529.48
52534000	Employee Expenses	CC	31111204	7/31/2012	20.00
52534000	Employee Expenses	CC	31111205	7/31/2012	25.00
52534000	Employee Expenses	CC	31111376	7/31/2012	25.00
52534000	Employee Expenses	CC	31111542	7/31/2012	882.90
52534000	Employee Expenses	CC	31111562	7/31/2012	15.00
52534000	Employee Expenses	CC	31111563	7/31/2012	5.00
52534000	Employee Expenses	CC	31111673	7/31/2012	5.00
52534000	Employee Expenses	CC	31111674	7/31/2012	884.69
52534000	Employee Expenses	CC	31111773	7/31/2012	150.00
52534000	Employee Expenses	CC	31111854	7/31/2012	93.78
52534000	Employee Expenses	CC	31111897	7/31/2012	234.46
52534000	Employee Expenses	CC	31111963	7/31/2012	5.00
52534000	Employee Expenses	CC	31111965	7/31/2012	(884.69)
52534000	Employee Expenses	CC	31111966	7/31/2012	884.69
52534000	Employee Expenses	CC	31111967	7/31/2012	234.46
52534000	Employee Expenses	CC	31112215	7/31/2012	184.00
52534000	Employee Expenses	CC	31112304	7/31/2012	5.00
52534000	Employee Expenses	CC	31112305	7/31/2012	914.69
52534000	Employee Expenses	CC	31112688	7/31/2012	20.00
52534000	Employee Expenses	CC	31112689	7/31/2012	20.00
52534000	Employee Expenses	CC	31112758	7/31/2012	27.60
52534000	Employee Expenses	CC	31112835	7/31/2012	19.20
52534000	Employee Expenses	CC	31112836	7/31/2012	25.93
52534000	Employee Expenses	CC	31112904	7/31/2012	141.38
52534000	Employee Expenses	CC	31112905	7/31/2012	20.00
52534000	Employee Expenses	CC	31112906	7/31/2012	20.00
52534000	Employee Expenses	CC	31112925	7/31/2012	20.00
52534000	Employee Expenses	CC	31112926	7/31/2012	20.00
52534000	Employee Expenses	CC	31112933	7/31/2012	20.00
52534000	Employee Expenses	CC	31112997	7/31/2012	20.00

Kentucky American Water Company  
Case No. 2012-00520  
Response to PSC DR1, Item 31

Account	Description	Doc Type	Document Number	Posting Date	Amount
52534000	Employee Expenses	CC	31113016	7/31/2012	5.00
52534000	Employee Expenses	CC	31113536	7/31/2012	27.60
52534000	Employee Expenses	CC	31113565	7/31/2012	161.71
52534000	Employee Expenses	CC	31113569	7/31/2012	246.01
52534000	Employee Expenses	CC	31113570	7/31/2012	209.42
52534000	Employee Expenses	CC	31113776	7/31/2012	198.12
52534000	Employee Expenses	CC	31113897	7/31/2012	435.46
52534000	Employee Expenses	CC	31113987	7/31/2012	5.00
52534000	Employee Expenses	CC	31113988	7/31/2012	598.26
52534000	Employee Expenses	CC	31114036	7/31/2012	522.55
52534000	Employee Expenses	CC	31114037	7/31/2012	139.53
52534000	Employee Expenses	CC	31114120	7/31/2012	495.46
52534000	Employee Expenses	CC	31115335	7/31/2012	150.00
52534000	Employee Expenses	CC	31115982	7/31/2012	445.05
52534000	Employee Expenses	CC	31116690	7/31/2012	185.84
52534000	Employee Expenses	CC	31117345	7/31/2012	25.00
52534000	Employee Expenses	CC	31117947	7/31/2012	26.00
52534000	Employee Expenses	CC	31117969	7/31/2012	67.98
52534000	Employee Expenses	CC	31118100	7/31/2012	159.85
52534000	Employee Expenses	CC	31118101	7/31/2012	25.00
52534000	Employee Expenses	CC	31118501	7/31/2012	117.23
52534200	Conferences & Reg	JR	215	7/31/2012	54.10
52534200	Conferences & Reg	CC	31112268	7/31/2012	(415.00)
52534200	Conferences & Reg	CC	31113203	7/31/2012	1,300.00
52534200	Conferences & Reg	CC	31117509	7/31/2012	70.00
52535000	Meals Deductible	CC	31082657	7/31/2012	29.96
52535000	Meals Deductible	CC	31084197	7/31/2012	6.03
52535000	Meals Deductible	CC	31084406	7/31/2012	4.84
52535000	Meals Deductible	CC	31084472	7/31/2012	49.80
52535000	Meals Deductible	CC	31084475	7/31/2012	5.00
52535000	Meals Deductible	CC	31084563	7/31/2012	13.85
52535000	Meals Deductible	CC	31084564	7/31/2012	64.00
52535000	Meals Deductible	CC	31084635	7/31/2012	6.57
52535000	Meals Deductible	CC	31084860	7/31/2012	2.40
52535000	Meals Deductible	CC	31084861	7/31/2012	10.51
52535000	Meals Deductible	CC	31084889	7/31/2012	8.54
52535000	Meals Deductible	CC	31084891	7/31/2012	4.92
52535000	Meals Deductible	CC	31084911	7/31/2012	49.12
52535000	Meals Deductible	CC	31085010	7/31/2012	7.29
52535000	Meals Deductible	CC	31085347	7/31/2012	18.14
52535000	Meals Deductible	CC	31085434	7/31/2012	5.60
52535000	Meals Deductible	CC	31085712	7/31/2012	50.24
52535000	Meals Deductible	JE	31087405	7/31/2012	5,529.48
52535000	Meals Deductible	CC	31111350	7/31/2012	126.00
52535000	Meals Deductible	CC	31111608	7/31/2012	1.79
52535000	Meals Deductible	CC	31111609	7/31/2012	6.99
52535000	Meals Deductible	CC	31111697	7/31/2012	15.26
52535000	Meals Deductible	CC	31111946	7/31/2012	20.36
52535000	Meals Deductible	CC	31111964	7/31/2012	49.50
52535000	Meals Deductible	CC	31112206	7/31/2012	23.17
52535000	Meals Deductible	CC	31112207	7/31/2012	4.22
52535000	Meals Deductible	CC	31112208	7/31/2012	34.06
52535000	Meals Deductible	CC	31112266	7/31/2012	28.19
52535000	Meals Deductible	CC	31112298	7/31/2012	5.60
52535000	Meals Deductible	CC	31112687	7/31/2012	7.83
52535000	Meals Deductible	CC	31112724	7/31/2012	16.94
52535000	Meals Deductible	CC	31112730	7/31/2012	11.55
52535000	Meals Deductible	CC	31112748	7/31/2012	44.57
52535000	Meals Deductible	CC	31112749	7/31/2012	6.01
52535000	Meals Deductible	CC	31112750	7/31/2012	6.76
52535000	Meals Deductible	CC	31112759	7/31/2012	10.40
52535000	Meals Deductible	CC	31112859	7/31/2012	12.94
52535000	Meals Deductible	CC	31112860	7/31/2012	15.10
52535000	Meals Deductible	CC	31112903	7/31/2012	29.97
52535000	Meals Deductible	CC	31112904	7/31/2012	42.06
52535000	Meals Deductible	CC	31112927	7/31/2012	7.41
52535000	Meals Deductible	CC	31113116	7/31/2012	29.69
52535000	Meals Deductible	CC	31113132	7/31/2012	5.08
52535000	Meals Deductible	CC	31113149	7/31/2012	20.34
52535000	Meals Deductible	CC	31113209	7/31/2012	47.44
52535000	Meals Deductible	CC	31113210	7/31/2012	6.36
52535000	Meals Deductible	CC	31113520	7/31/2012	8.99
52535000	Meals Deductible	CC	31113534	7/31/2012	1.09
52535000	Meals Deductible	CC	31113535	7/31/2012	6.80
52535000	Meals Deductible	CC	31113537	7/31/2012	2.12
52535000	Meals Deductible	CC	31113538	7/31/2012	10.18
52535000	Meals Deductible	CC	31113566	7/31/2012	8.89

Kentucky American Water Company  
Case No. 2012-00520  
Response to PSC DR1, Item 31

Account	Description	Doc Type	Document Number	Posting Date	Amount
52535000	Meals Deductible	CC	31113567	7/31/2012	11.72
52535000	Meals Deductible	CC	31113568	7/31/2012	674.85
52535000	Meals Deductible	CC	31113702	7/31/2012	10.02
52535000	Meals Deductible	CC	31113728	7/31/2012	30.52
52535000	Meals Deductible	CC	31113729	7/31/2012	18.02
52535000	Meals Deductible	CC	31113730	7/31/2012	9.08
52535000	Meals Deductible	CC	31113731	7/31/2012	9.53
52535000	Meals Deductible	CC	31113775	7/31/2012	14.27
52535000	Meals Deductible	CC	31113857	7/31/2012	29.01
52535000	Meals Deductible	CC	31113896	7/31/2012	47.87
52535000	Meals Deductible	CC	31113897	7/31/2012	26.37
52535000	Meals Deductible	CC	31114034	7/31/2012	10.45
52535000	Meals Deductible	CC	31114038	7/31/2012	12.15
52535000	Meals Deductible	CC	31114069	7/31/2012	18.66
52535000	Meals Deductible	CC	31114070	7/31/2012	26.20
52535000	Meals Deductible	CC	31114120	7/31/2012	49.04
52535000	Meals Deductible	CC	31114158	7/31/2012	29.56
52535000	Meals Deductible	CC	31114191	7/31/2012	3.70
52535000	Meals Deductible	CC	31114309	7/31/2012	10.31
52535000	Meals Deductible	CC	31114310	7/31/2012	3.81
52535000	Meals Deductible	CC	31114400	7/31/2012	4.55
52535000	Meals Deductible	CC	31114515	7/31/2012	14.07
52535000	Meals Deductible	CC	31114778	7/31/2012	4.12
52535000	Meals Deductible	CC	31114819	7/31/2012	6.14
52535000	Meals Deductible	CC	31114820	7/31/2012	18.00
52535000	Meals Deductible	CC	31114821	7/31/2012	4.39
52535000	Meals Deductible	CC	31114849	7/31/2012	391.38
52535000	Meals Deductible	CC	31115062	7/31/2012	1,135.53
52535000	Meals Deductible	CC	31115195	7/31/2012	3.71
52535000	Meals Deductible	CC	31115336	7/31/2012	5.00
52535000	Meals Deductible	CC	31115380	7/31/2012	24.60
52535000	Meals Deductible	CC	31115556	7/31/2012	16.88
52535000	Meals Deductible	CC	31115759	7/31/2012	10.59
52535000	Meals Deductible	CC	31115981	7/31/2012	6.75
52535000	Meals Deductible	CC	31115983	7/31/2012	3.30
52535000	Meals Deductible	CC	31115985	7/31/2012	16.98
52535000	Meals Deductible	CC	31115986	7/31/2012	29.80
52535000	Meals Deductible	CC	31116036	7/31/2012	6.25
52535000	Meals Deductible	CC	31116317	7/31/2012	20.00
52535000	Meals Deductible	CC	31116611	7/31/2012	19.77
52535000	Meals Deductible	CC	31116612	7/31/2012	61.95
52535000	Meals Deductible	CC	31116640	7/31/2012	14.31
52535000	Meals Deductible	CC	31117344	7/31/2012	742.84
52535000	Meals Deductible	CC	31117402	7/31/2012	89.25
52535000	Meals Deductible	CC	31117946	7/31/2012	25.98
52535000	Meals Deductible	CC	31117967	7/31/2012	8.59
52535000	Meals Deductible	CC	31117968	7/31/2012	7.05
52535000	Meals Deductible	CC	31118099	7/31/2012	13.63
52535000	Meals Deductible	CC	31118149	7/31/2012	8.79
52535000	Meals Deductible	CC	31118328	7/31/2012	20.00
52535000	Meals Deductible	CC	31118329	7/31/2012	30.04
52535000	Meals Deductible	CC	31118330	7/31/2012	66.97
52535000	Meals Deductible	CC	31118406	7/31/2012	89.69
52542015	Forms CA	JE	300	7/31/2012	16,499.06
52548014	Heating Oil/Gas TD	JE	155	7/31/2012	524.07
52548014	Heating Oil/Gas TD	JE	155	7/31/2012	10.24
52548016	Heating Oil/Gas AG	JE	155	7/31/2012	660.53
52550013	Janitorial WT	CC	31113182	7/31/2012	162.00
52550013	Janitorial WT	CC	31113270	7/31/2012	19.07
52554500	Lab Supplies	CC	31082147	7/31/2012	51.03
52554500	Lab Supplies	CC	31082211	7/31/2012	116.87
52554500	Lab Supplies	CC	31083649	7/31/2012	138.36
52554500	Lab Supplies	CC	31083649	7/31/2012	246.52
52554500	Lab Supplies	CC	31083650	7/31/2012	33.57
52554500	Lab Supplies	CC	31083989	7/31/2012	309.82
52554500	Lab Supplies	CC	31084009	7/31/2012	218.31
52554500	Lab Supplies	CC	31084198	7/31/2012	82.67
52554500	Lab Supplies	CC	31113411	7/31/2012	1,334.35
52554500	Lab Supplies	CC	31115255	7/31/2012	493.04
52554500	Lab Supplies	CC	31116691	7/31/2012	630.74
52562013	Off&Adm Supplies WT	CC	31084567	7/31/2012	153.31
52562013	Off&Adm Supplies WT	CC	31084567	7/31/2012	17.73
52562013	Off&Adm Supplies WT	CC	31115758	7/31/2012	153.31
52562013	Off&Adm Supplies WT	CC	31115758	7/31/2012	70.54
52562014	Off&Adm Supplies TD	CC	31083769	7/31/2012	7.65
52562014	Off&Adm Supplies TD	CC	31113212	7/31/2012	250.84
52562014	Off&Adm Supplies TD	CC	31113213	7/31/2012	127.18



Kentucky American Water Company  
Case No. 2012-00520  
Response to PSC DR1, Item 31

Account	Description	Doc Type	Document Number	Posting Date	Amount
52562014	Off&Adm Supplies TD	CC	31114190	7/31/2012	671.36
52562014	Off&Adm Supplies TD	CC	31114777	7/31/2012	113.85
52562014	Off&Adm Supplies TD	CC	31115194	7/31/2012	237.04
52562014	Off&Adm Supplies TD	CC	31115691	7/31/2012	84.96
52562014	Off&Adm Supplies TD	CC	31116784	7/31/2012	26.20
52562016	Off&Adm Supplies AG	CC	31083046	7/31/2012	688.05
52562016	Off&Adm Supplies AG	CC	31117786	7/31/2012	110.18
52562513	Overnight Shippng WT	CC	31084809	7/31/2012	89.90
52566015	Postage CA	JE	125	7/31/2012	46,333.69
52568000	Research & Develop	JR	211	7/31/2012	1,676.51
52568000	Research & Develop	JR	216	7/31/2012	73.70
52571100	Add'l Security Costs	JE	600	7/31/2012	10,674.56
52571100	Add'l Security Costs	JE	600	7/31/2012	2,860.80
52571500	Software Licenses	JR	208	7/31/2012	1,953.48
52571500	Software Licenses	JR	210	7/31/2012	472.67
52571500	Software Licenses	JR	212	7/31/2012	286.35
52571500	Software Licenses	JR	222	7/31/2012	85.29
52571500	Software Licenses	JR	224	7/31/2012	240.11
52574013	Telephone WT	JE	148	7/31/2012	2,114.87
52574015	Telephone CA	JE	148	7/31/2012	3,826.94
52574016	Telephone AG	JE	148	7/31/2012	3.99
52574016	Telephone AG	JE	148	7/31/2012	122.24
52574016	Telephone AG	JE	148	7/31/2012	3.70
52574016	Telephone AG	JE	148	7/31/2012	47.04
52574016	Telephone AG	JE	148	7/31/2012	480.62
52574016	Telephone AG	JE	148	7/31/2012	1,389.14
52574016	Telephone AG	JE	148	7/31/2012	5.79
52574016	Telephone AG	JE	148	7/31/2012	61.83
52574116	Cell Phone AG	JE	148	7/31/2012	520.07
52574116	Cell Phone AG	JE	148	7/31/2012	720.19
52574116	Cell Phone AG	JE	148	7/31/2012	135.34
52574116	Cell Phone AG	JE	148	7/31/2012	117.76
52574116	Cell Phone AG	JE	148	7/31/2012	114.58
52574116	Cell Phone AG	JE	148	7/31/2012	6.31
52574116	Cell Phone AG	JE	148	7/31/2012	1,801.29
52574116	Cell Phone AG	JE	148	7/31/2012	262.25
52574116	Cell Phone AG	JE	148	7/31/2012	4,303.55
52574116	Cell Phone AG	JE	148	7/31/2012	613.15
52574116	Cell Phone AG	JE	148	7/31/2012	114.11
52574116	Cell Phone AG	JE	148	7/31/2012	66.68
52574116	Cell Phone AG	JE	148	7/31/2012	165.60
52574116	Cell Phone AG	JE	148	7/31/2012	130.05
52574116	Cell Phone AG	JE	148	7/31/2012	289.36
52574116	Cell Phone AG	JE	148	7/31/2012	1,407.05
52574116	Cell Phone AG	CC	31116641	7/31/2012	51.78
52574116	Cell Phone AG	CC	31116687	7/31/2012	200.00
52578013	Trash Removal WT	CC	31115303	7/31/2012	105.25
52578014	Trash Removal TD	JE	160	7/31/2012	1,138.70
52579000	Trustee Fees	CC	31110125	7/31/2012	200.00
52579000	Trustee Fees	CC	31110126	7/31/2012	200.00
52579000	Trustee Fees	CC	31110127	7/31/2012	200.00
52579000	Trustee Fees	CC	31110713	7/31/2012	200.00
52579000	Trustee Fees	CC	31110714	7/31/2012	200.00
52579000	Trustee Fees	CC	31110773	7/31/2012	200.00
52582013	Uniforms WT	CC	31084565	7/31/2012	69.19
52582013	Uniforms WT	CC	31084566	7/31/2012	55.44
52582013	Uniforms WT	CC	31084655	7/31/2012	109.70
52582013	Uniforms WT	CC	31084890	7/31/2012	39.20
52582013	Uniforms WT	CC	31086556	7/31/2012	4.81
52582013	Uniforms WT	CC	31086556	7/31/2012	25.35
52582013	Uniforms WT	CC	31113410	7/31/2012	111.30
52582013	Uniforms WT	CC	31114516	7/31/2012	105.99
52582013	Uniforms WT	CC	31114517	7/31/2012	104.93
52582013	Uniforms WT	CC	31114700	7/31/2012	82.25
52582013	Uniforms WT	CC	31114705	7/31/2012	55.44
52582013	Uniforms WT	CC	31115224	7/31/2012	39.20
52582014	Uniforms TD	CC	31086206	7/31/2012	105.98
52582014	Uniforms TD	CC	31086556	7/31/2012	21.78
52582014	Uniforms TD	CC	31113521	7/31/2012	(139.90)
52582014	Uniforms TD	CC	31113522	7/31/2012	139.90
52582014	Uniforms TD	CC	31113523	7/31/2012	127.71
52582014	Uniforms TD	CC	31114436	7/31/2012	225.53
52582014	Uniforms TD	CC	31114437	7/31/2012	132.24
52582014	Uniforms TD	CC	31117340	7/31/2012	154.25
52582014	Uniforms TD	CC	31117341	7/31/2012	43.20
53150013	Contr Svc-Other WT	JR	1200	7/31/2012	905.00
53150013	Contr Svc-Other WT	JR	1200	7/31/2012	162.83

Kentucky American Water Company  
Case No. 2012-00520  
Response to PSC DR1, Item 31

Account	Description	Doc Type	Document Number	Posting Date	Amount
53150013	Contr Svc-Other WT	JR	1200	7/31/2012	1,862.92
53150013	Contr Svc-Other WT	JR	1200	7/31/2012	474.17
53150013	Contr Svc-Other WT	JR	1200	7/31/2012	725.92
53150013	Contr Svc-Other WT	JR	1200	7/31/2012	563.58
53150013	Contr Svc-Other WT	JR	1200	7/31/2012	204.33
53150013	Contr Svc-Other WT	CC	31114502	7/31/2012	349.00
53150013	Contr Svc-Other WT	CC	31114503	7/31/2012	821.42
53150013	Contr Svc-Other WT	CC	31115414	7/31/2012	328.95
53150013	Contr Svc-Other WT	JE	600	7/31/2012	2,200.00
53150014	Contr Svc-Other TD	JE	600	7/31/2012	4,000.00
53150014	Contr Svc-Other TD	JE	600	7/31/2012	2,783.00
53150014	Contr Svc-Other TD	JE	160	7/31/2012	3,096.00
53150014	Contr Svc-Other TD	JE	160	7/31/2012	2,735.81
53150015	Contr Svc-Other CA	JE	148	7/31/2012	659.13
53150015	Contr Svc-Other CA	CC	31116712	7/31/2012	55.00
53150016	Contr Svc-Other AG	CC	31084636	7/31/2012	5.19
53150016	Contr Svc-Other AG	CC	31112159	7/31/2012	978.73
53150016	Contr Svc-Other AG	CC	31112533	7/31/2012	282.00
53150016	Contr Svc-Other AG	CC	31114342	7/31/2012	10.00
53150016	Contr Svc-Other AG	CC	31115414	7/31/2012	459.00
53150016	Contr Svc-Other AG	JE	877	7/31/2012	7,911.00
53151014	Contr Svc-Temp EE TD	JE	600	7/31/2012	1,204.00
53152000	Contr Svc-Lab Testng	CC	31085943	7/31/2012	111.00
53152000	Contr Svc-Lab Testng	CC	31112665	7/31/2012	290.00
53152000	Contr Svc-Lab Testng	CC	31112675	7/31/2012	105.00
53154000	Contr Svc-Audit Fees	JE	201	7/31/2012	8,047.00
53154000	Contr Svc-Audit Fees	JE	99071201	7/31/2012	1,258.00
53154000	Contr Svc-Audit Fees	JR	275	7/31/2012	7,779.00
53154000	Contr Svc-Audit Fees	JE	99071209	7/31/2012	(408.00)
53155000	Contr Svc-Legal	JE	175	7/31/2012	352.00
53155000	Contr Svc-Legal	JE	175	7/31/2012	13,646.42
53155000	Contr Svc-Legal	JE	175	7/31/2012	8,613.40
53155000	Contr Svc-Legal	JE	175	7/31/2012	1,394.88
53409999	AWWSC Conversion	JB	31119051	7/31/2012	103,353.77
53409999	AWWSC Conversion	JB	31119051	7/31/2012	11,287.16
53409999	AWWSC Conversion	JB	31119051	7/31/2012	53,523.47
53409999	AWWSC Conversion	JB	31119051	7/31/2012	10,386.37
53409999	AWWSC Conversion	JB	31119051	7/31/2012	13,700.90
53409999	AWWSC Conversion	JB	31119051	7/31/2012	24,517.88
53409999	AWWSC Conversion	JB	31119051	7/31/2012	32,607.09
53409999	AWWSC Conversion	JB	31119051	7/31/2012	4,730.38
53409999	AWWSC Conversion	JB	31119051	7/31/2012	964.50
53409999	AWWSC Conversion	JB	31119051	7/31/2012	2,856.55
53409999	AWWSC Conversion	JB	31119051	7/31/2012	1,144.46
53409999	AWWSC Conversion	JB	31119051	7/31/2012	3,099.08
53409999	AWWSC Conversion	JB	31119051	7/31/2012	38,923.82
53409999	AWWSC Conversion	JB	31119051	7/31/2012	115,905.04
53409999	AWWSC Conversion	JB	31119051	7/31/2012	162,046.69
53409999	AWWSC Conversion	JB	31119051	7/31/2012	787.13
53409999	AWWSC Conversion	JB	31119051	7/31/2012	787.13
53409999	AWWSC Conversion	JB	31119051	7/31/2012	787.13
53409999	AWWSC Conversion	JB	31119051	7/31/2012	787.13
53409999	AWWSC Conversion	JB	31119051	7/31/2012	787.13
53409999	AWWSC Conversion	JB	31119051	7/31/2012	787.13
53409999	AWWSC Conversion	JB	31119051	7/31/2012	4,750.90
53409999	AWWSC Conversion	JB	31119051	7/31/2012	10,471.34
53409999	AWWSC Conversion	JB	31119051	7/31/2012	71,722.98
55000015	Trans Oper CA	CC	31116319	7/31/2012	9.97
55000016	Trans Oper AG	CC	31084892	7/31/2012	46.57
55000016	Trans Oper AG	CC	31111351	7/31/2012	20.00
55000016	Trans Oper AG	CC	31112137	7/31/2012	12.34
55000016	Trans Oper AG	CC	31113031	7/31/2012	35.19
55000016	Trans Oper AG	CC	31113211	7/31/2012	6.00
55000016	Trans Oper AG	CC	31114035	7/31/2012	4.29
55000016	Trans Oper AG	CC	31114092	7/31/2012	56.00
55000016	Trans Oper AG	CC	31114118	7/31/2012	4.35
55000016	Trans Oper AG	CC	31114373	7/31/2012	25.70
55000016	Trans Oper AG	CC	31117626	7/31/2012	38.87
55000016	Trans Oper AG	CC	31118408	7/31/2012	38.63
55000100	Trans Cap Credits	JE	31119045	7/31/2012	(6,438.00)
55010200	Trans Lease Fuel	JE	240	7/31/2012	25,157.49
55010200	Trans Lease Fuel	JE	242	7/31/2012	646.24
55010200	Trans Lease Fuel	JE	242	7/31/2012	188.43
55010200	Trans Lease Fuel	JE	242	7/31/2012	6,061.65
55010200	Trans Lease Fuel	JE	242	7/31/2012	56.64
55010200	Trans Lease Fuel	JE	242	7/31/2012	249.50
55010200	Trans Lease Fuel	JE	242	7/31/2012	121.11
55010200	Trans Lease Fuel	JE	242	7/31/2012	243.19

Kentucky American Water Company  
Case No. 2012-00520  
Response to PSC DR1, Item 31

Account	Description	Doc Type	Document Number	Posting Date	Amount
55010200	Trans Lease Fuel	JE	242	7/31/2012	535.65
55010200	Trans Lease Fuel	JE	242	7/31/2012	463.76
55010200	Trans Lease Fuel	JE	242	7/31/2012	103.19
55010300	Trans Lease Maint	JE	240	7/31/2012	13,896.62
55010300	Trans Lease Maint	JE	245	7/31/2012	435.60
55010300	Trans Lease Maint	JE	241	7/31/2012	467.65
55010300	Trans Lease Maint	JE	241	7/31/2012	652.81
55010300	Trans Lease Maint	JE	244	7/31/2012	3,264.51
55010300	Trans Lease Maint	JE	99071213	7/31/2012	(13,896.62)
55110000	Ins Vehicle	JR	115	7/31/2012	2,949.17
55710000	Ins General Liabilty	JR	101	7/31/2012	209.59
55710000	Ins General Liabilty	JR	102	7/31/2012	231.37
55710000	Ins General Liabilty	JR	109	7/31/2012	532.99
55710000	Ins General Liabilty	JR	111	7/31/2012	17,685.20
55710000	Ins General Liabilty	JR	113	7/31/2012	4,510.47
55710000	Ins General Liabilty	JR	114	7/31/2012	824.99
55710000	Ins General Liabilty	JR	119	7/31/2012	782.78
55710000	Ins General Liabilty	JR	125	7/31/2012	412.95
55710000	Ins General Liabilty	JR	128	7/31/2012	66.42
55710000	Ins General Liabilty	JE	99071205	7/31/2012	146.85
55720000	Ins Work Comp	JR	112	7/31/2012	13,570.32
55720000	Ins Work Comp	JR	2007	7/31/2012	94.99
55720000	Ins Work Comp	JR	2007	7/31/2012	(94.99)
55720100	Ins W/C Cap Credits	JE	31119045	7/31/2012	(843.00)
55730000	Ins Other	JR	100	7/31/2012	8.82
55730000	Ins Other	JR	103	7/31/2012	39.60
55730000	Ins Other	JR	104	7/31/2012	55.35
55730000	Ins Other	JR	110	7/31/2012	538.90
55730000	Ins Other	JR	116	7/31/2012	9,561.52
56610000	Reg Exp-Amort	JR	700	7/31/2012	16,565.87
56620000	Reg Exp-Depr Stdy	JR	800	7/31/2012	561.46
56620000	Reg Exp-Depr Stdy	JR	900	7/31/2012	617.21
57010015	Uncoll Accts Exp CA	JE	31087316	7/31/2012	(96.85)
57010015	Uncoll Accts Exp CA	JE	31087316	7/31/2012	(50.21)
57010015	Uncoll Accts Exp CA	JE	100	7/31/2012	1,811.16
57010016	Uncoll Accts Exp AG	JE	260	7/31/2012	(16,810.65)
62002100	M&S Maint SS	CC	31083790	7/31/2012	161.27
62002100	M&S Maint SS	CC	31084131	7/31/2012	169.60
62002100	M&S Maint SS	CC	31084469	7/31/2012	122.05
62002100	M&S Maint SS	CC	31085446	7/31/2012	279.84
62002100	M&S Maint SS	CC	31087144	7/31/2012	176.99
62002300	M&S Maint WT	JN	31081970	7/31/2012	3,479.03
62002300	M&S Maint WT	CC	31083470	7/31/2012	393.38
62002300	M&S Maint WT	CC	31083955	7/31/2012	24.95
62002300	M&S Maint WT	CC	31083956	7/31/2012	689.79
62002300	M&S Maint WT	CC	31084002	7/31/2012	35.94
62002300	M&S Maint WT	CC	31084003	7/31/2012	121.90
62002300	M&S Maint WT	CC	31084466	7/31/2012	21.52
62002300	M&S Maint WT	CC	31084467	7/31/2012	20.81
62002300	M&S Maint WT	CC	31084468	7/31/2012	1,444.43
62002300	M&S Maint WT	CC	31084659	7/31/2012	246.29
62002300	M&S Maint WT	CC	31084661	7/31/2012	280.12
62002300	M&S Maint WT	CC	31084710	7/31/2012	146.88
62002300	M&S Maint WT	CC	31084810	7/31/2012	9.57
62002300	M&S Maint WT	CC	31084812	7/31/2012	320.88
62002300	M&S Maint WT	CC	31084906	7/31/2012	240.86
62002300	M&S Maint WT	CC	31085445	7/31/2012	6.61
62002300	M&S Maint WT	CC	31085544	7/31/2012	68.90
62002300	M&S Maint WT	CC	31085711	7/31/2012	246.72
62002300	M&S Maint WT	CC	31085713	7/31/2012	21.14
62002300	M&S Maint WT	CC	31086159	7/31/2012	1,012.89
62002300	M&S Maint WT	CC	31086165	7/31/2012	42.03
62002300	M&S Maint WT	CC	31086210	7/31/2012	383.94
62002300	M&S Maint WT	CC	31086892	7/31/2012	154.22
62002300	M&S Maint WT	CC	31087145	7/31/2012	52.32
62002300	M&S Maint WT	CC	31111890	7/31/2012	565.00
62002300	M&S Maint WT	CC	31113183	7/31/2012	249.28
62002300	M&S Maint WT	CC	31113399	7/31/2012	563.00
62002300	M&S Maint WT	CC	31113519	7/31/2012	93.24
62002300	M&S Maint WT	CC	31114847	7/31/2012	310.78
62002300	M&S Maint WT	CC	31114848	7/31/2012	222.60
62002300	M&S Maint WT	CC	31114850	7/31/2012	466.63
62002300	M&S Maint WT	CC	31114851	7/31/2012	168.50
62002300	M&S Maint WT	CC	31115337	7/31/2012	6.08
62002300	M&S Maint WT	CC	31115338	7/31/2012	186.95
62002300	M&S Maint WT	CC	31115687	7/31/2012	350.00
62002300	M&S Maint WT	CC	31115984	7/31/2012	8.80

Kentucky American Water Company  
Case No. 2012-00520  
Response to PSC DR1, Item 31

Account	Description	Doc Type	Document Number	Posting Date	Amount
62002300	M&S Maint WT	CC	31115987	7/31/2012	125.46
62002400	M&S Maint TD	JE	31087309	7/31/2012	(6.86)
62002400	M&S Maint TD	JE	31087309	7/31/2012	(8.24)
62002400	M&S Maint TD	JE	31087309	7/31/2012	(4.23)
62002400	M&S Maint TD	JE	31087310	7/31/2012	(90.38)
62002400	M&S Maint TD	JE	31087311	7/31/2012	(96.67)
62002600	M&S Maint AG	JR	201	7/31/2012	1,878.56
62002600	M&S Maint AG	CC	31085865	7/31/2012	4.18
62002600	M&S Maint AG	JE	600	7/31/2012	2,500.00
62002600	M&S Maint AG	JE	600	7/31/2012	4,800.00
62502300	Misc Maint WT	CC	31115695	7/31/2012	94.64
62502400	Misc Maint TD	JE	160	7/31/2012	2,765.65
62502400	Misc Maint TD	JE	160	7/31/2012	1,077.75
62502600	Misc Maint AG	JE	99071203	7/31/2012	796.42
62502600	Misc Maint AG	JE	99071203	7/31/2012	796.42
62502600	Misc Maint AG	JR	204	7/31/2012	341.52
62502600	Misc Maint AG	JR	209	7/31/2012	4,190.99
62502600	Misc Maint AG	JR	221	7/31/2012	561.20
62502600	Misc Maint AG	JR	225	7/31/2012	281.84
62502600	Misc Maint AG	JE	99071208	7/31/2012	(38.63)
62502600	Misc Maint AG	J1	99071210	7/31/2012	845.52
62502600	Misc Maint AG	J1	99071211	7/31/2012	(897.00)
62512300	Amort Def Maint WT	JR	600	7/31/2012	3,019.97
62512300	Amort Def Maint WT	JR	606	7/31/2012	1,244.41
62512300	Amort Def Maint WT	JR	607	7/31/2012	1,281.93
62512300	Amort Def Maint WT	JR	609	7/31/2012	1,469.26
62512300	Amort Def Maint WT	JR	611	7/31/2012	1,800.99
62512300	Amort Def Maint WT	JR	613	7/31/2012	382.23
62512300	Amort Def Maint WT	JR	613	7/31/2012	148.44
62512300	Amort Def Maint WT	JR	614	7/31/2012	2,238.71
62512300	Amort Def Maint WT	JR	614	7/31/2012	619.56
62512400	Amort Def Maint TD	JR	600	7/31/2012	5,260.36
62512400	Amort Def Maint TD	JR	608	7/31/2012	2,149.90
62512400	Amort Def Maint TD	JR	610	7/31/2012	416.66
62512400	Amort Def Maint TD	JR	612	7/31/2012	276.13
62512400	Amort Def Maint TD	JR	613	7/31/2012	809.76
62512400	Amort Def Maint TD	JR	613	7/31/2012	189.97
62512400	Amort Def Maint TD	JR	615	7/31/2012	7,172.91
62512400	Amort Def Maint TD	JR	616	7/31/2012	3,590.84
62512400	Amort Def Maint TD	JR	616	7/31/2012	554.38
62512400	Amort Def Maint TD	JR	616	7/31/2012	2,422.70
62512400	Amort Def Maint TD	JR	616	7/31/2012	1,112.32
62520700	Misc Main Pvg/Bckfil	JE	300	7/31/2012	4,453.00
62520700	Misc Main Pvg/Bckfil	JE	300	7/31/2012	3,076.07
68011000	Depr -UPIS General	JU	30948104	7/31/2012	(26,781.46)
68011000	Depr -UPIS General	DP	31087264	7/31/2012	3,670.69
68011000	Depr -UPIS General	DP	31087264	7/31/2012	882,666.52
68011000	Depr -UPIS General	DP	31087264	7/31/2012	7,382.56
68011000	Depr -UPIS General	DP	31087264	7/31/2012	139.89
68011000	Depr -UPIS General	DP	31087264	7/31/2012	12,296.78
68011000	Depr -UPIS General	DP	31087264	7/31/2012	14,624.76
68012000	Depr -Amort CIAC Tx	DP	31087264	7/31/2012	(23,126.74)
68012000	Depr -Amort CIAC Tx	DP	31087264	7/31/2012	(45.12)
68012500	Depr-Amort CIAC Nntx	DP	31087264	7/31/2012	(5,162.84)
68012500	Depr-Amort CIAC Nntx	DP	31087264	7/31/2012	(2,160.72)
68012500	Depr-Amort CIAC Nntx	DP	31087264	7/31/2012	(5,760.67)
68012500	Depr-Amort CIAC Nntx	DP	31087264	7/31/2012	30.80
68012500	Depr-Amort CIAC Nntx	DP	31087264	7/31/2012	(86,407.27)
68254000	Amort-RegAsset AFUDC	JU	30092822	7/31/2012	11,190.13
68255000	Amort-UPAA	JU	907	7/31/2012	697.33
68255000	Amort-UPAA	JU	30009706	7/31/2012	16.06
68257000	Amort-Prop Losses	JR	100	7/31/2012	4,756.67
68258000	Amort-Reg Asset	JU	30092823	7/31/2012	575.00
68311000	Rem Costs-ARO/NNS	DP	31087264	7/31/2012	2,177.20
68311000	Rem Costs-ARO/NNS	DP	31087264	7/31/2012	163,380.44
68311000	Rem Costs-ARO/NNS	DP	31087264	7/31/2012	2,631.06
68520000	Property Taxes	JH	6	7/31/2012	341,933.42
68533000	FICA	JE	31081704	7/31/2012	23,055.00
68545000	Utility Reg Assessme	JH	4	7/31/2012	9,438.11
68545000	Utility Reg Assessme	JE	31119043	7/31/2012	(143,135.83)
69011000	FIT-Current	JE	31119277	7/31/2012	1,688,174.71
69021000	SIT-Current	JE	31119277	7/31/2012	307,873.81
69031000	FIT-Oth Inc&Ded CY	JE	31119277	7/31/2012	(774.47)
69041000	SIT-Oth Inc&Ded CY	JE	31119277	7/31/2012	(141.24)
69063000	Def FIT-RegAsst/Liab	JT	30092822	7/31/2012	37,714.41
69063000	Def FIT-RegAsst/Liab	JT	30092822	7/31/2012	2,158.75
69063000	Def FIT-RegAsst/Liab	JT	30092822	7/31/2012	(1,698.65)

Kentucky American Water Company  
Case No. 2012-00520  
Response to PSC DR1, Item 31

Account	Description	Doc Type	Document Number	Posting Date	Amount
69063000	Def FIT-RegAsst/Liab	JT	30092822	7/31/2012	(11,029.58)
69063000	Def FIT-RegAsst/Liab	JT	30092822	7/31/2012	(365.33)
69063000	Def FIT-RegAsst/Liab	JT	30092822	7/31/2012	(300.91)
69063000	Def FIT-RegAsst/Liab	JT	30092822	7/31/2012	(2,750.67)
69065000	Def FIT-Other	JE	31119277	7/31/2012	(139,711.45)
69073000	Def SIT-RegAsst/Liab	JT	30092822	7/31/2012	6,878.01
69073000	Def SIT-RegAsst/Liab	JT	30092822	7/31/2012	137.75
69073000	Def SIT-RegAsst/Liab	JT	30092822	7/31/2012	(2,199.58)
69073000	Def SIT-RegAsst/Liab	JT	30092822	7/31/2012	(309.68)
69073000	Def SIT-RegAsst/Liab	JT	30092822	7/31/2012	(704.00)
69073000	Def SIT-RegAsst/Liab	JT	30092822	7/31/2012	(66.67)
69073000	Def SIT-RegAsst/Liab	JT	30092822	7/31/2012	(54.92)
69073000	Def SIT-RegAsst/Liab	JT	30092822	7/31/2012	(501.66)
69073000	Def SIT-RegAsst/Liab	JT	30092822	7/31/2012	(1,857.42)
69073500	Def SIT-Other	JE	31119277	7/31/2012	(25,479.31)
69522000	ITC Restored-3%	JT	30092822	7/31/2012	(637.67)
69523000	ITC Restored-4%	JT	30092822	7/31/2012	(525.42)
69524000	ITC Restored-10%	JT	30092822	7/31/2012	(5,903.33)
70510000	AFUDC-Equity	F6	31119029	7/31/2012	(1,217.59)
70510000	AFUDC-Equity	F6	31119029	7/31/2012	(54,847.84)
70510000	AFUDC-Equity	F6	31119029	7/31/2012	(14,000.62)
70510000	AFUDC-Equity	F6	31119029	7/31/2012	(78.39)
71521000	M&J Expenses	JE	31087309	7/31/2012	6.86
71521000	M&J Expenses	JE	31087309	7/31/2012	8.24
71521000	M&J Expenses	JE	31087309	7/31/2012	4.23
71521000	M&J Expenses	JE	31087310	7/31/2012	90.38
71521000	M&J Expenses	JE	31087311	7/31/2012	96.67
71521000	M&J Expenses	JE	300	7/31/2012	43.24
71611000	Misc NU Revenue	JE	12120703	7/31/2012	3,888.00
71611000	Misc NU Revenue	JE	12120703	7/31/2012	2,430.00
75510000	Amort UPAA	JU	908	7/31/2012	(35.38)
75840000	Lobbying Expenses	JR	1212	7/31/2012	469.72
81010000	Interest LTD	JR	1000	7/31/2012	(10,875.79)
81010000	Interest LTD	JE	103	7/31/2012	266,635.42
81010000	Interest LTD	JE	103	7/31/2012	103,102.50
81010000	Interest LTD	JE	103	7/31/2012	79,846.67
81015000	Interest LTD Interco	JE	103	7/31/2012	229,034.72
81015000	Interest LTD Interco	JE	103	7/31/2012	294,583.33
81015000	Interest LTD Interco	JE	103	7/31/2012	605,312.50
81015000	Interest LTD Interco	JE	103	7/31/2012	903,790.42
81015000	Interest LTD Interco	JE	103	7/31/2012	464,932.29
81020000	Div Decl P/S w/ MRR	JE	103	7/31/2012	63,525.00
81315000	Interest STD Interco	JE	125	7/31/2012	5,230.74
82010000	Amort Debt Disc&Exp	JR	300	7/31/2012	665.38
82015000	Amort Dbt Dsc&Ex I/C	JR	500	7/31/2012	77.75
82015000	Amort Dbt Dsc&Ex I/C	JR	500	7/31/2012	1,381.14
82015000	Amort Dbt Dsc&Ex I/C	JR	501	7/31/2012	1,699.18
82015000	Amort Dbt Dsc&Ex I/C	JR	502	7/31/2012	1,084.02
82015000	Amort Dbt Dsc&Ex I/C	JR	503	7/31/2012	905.46
82020000	Amort P/S Exp w/ MRR	JR	400	7/31/2012	64.24
85000000	AFUDC Debt	F0	31119026	7/31/2012	(21,142.38)
85000000	AFUDC Debt	F0	31119026	7/31/2012	(10,740.23)
85000000	AFUDC Debt	F0	31119026	7/31/2012	(934.05)
85000000	AFUDC Debt	F0	31119026	7/31/2012	(60.13)
86031000	Div Dec Pref Stk	JE	105	7/31/2012	7,135.00
86031000	Div Dec Pref Stk	JE	105	7/31/2012	396.39
86031000	Div Dec Pref Stk	JE	105	7/31/2012	5,589.00
86031000	Div Dec Pref Stk	JE	105	7/31/2012	6,682.50
86031000	Div Dec Pref Stk	JE	105	7/31/2012	310.50
86031000	Div Dec Pref Stk	JE	105	7/31/2012	371.25
40111000	Res Sales Billed	ZA	9400000080	8/1/2012	(62.48)
40111000	Res Sales Billed	ZA	9400000080	8/1/2012	(215.93)
40111000	Res Sales Billed	ZA	9400000080	8/1/2012	(508,517.99)
40112000	Res Sales Unbilled	SA	100000833	8/1/2012	208,173.34
40112000	Res Sales Unbilled	SA	100000833	8/1/2012	2,571,221.96
40121000	Com Sales Billed	ZA	9400000080	8/1/2012	(27.01)
40121000	Com Sales Billed	ZA	9400000080	8/1/2012	(171,994.27)
40122000	Com Sales Unbilled	SA	100000833	8/1/2012	124,009.46
40122000	Com Sales Unbilled	SA	100000833	8/1/2012	1,318,539.84
40132000	Ind Sales Unbilled	SA	100000833	8/1/2012	126,142.28
40145000	Priv Fire Billed	ZA	9400000080	8/1/2012	(8,237.49)
40151000	Publ Auth Billed	ZA	9400000080	8/1/2012	(29,961.24)
40152000	Publ Auth Unbilled	SA	100000833	8/1/2012	41,454.34
40152000	Publ Auth Unbilled	SA	100000833	8/1/2012	417,817.48
40162000	SalesforRsle Unbilld	SA	100000833	8/1/2012	118,213.13
40171000	Misc Sales Billed	ZA	9400000080	8/1/2012	(8.14)
40211000	Dom WW Svc Billed	ZA	9400000080	8/1/2012	(241.40)

Kentucky American Water Company  
Case No. 2012-00520  
Response to PSC DR1, Item 31

Account	Description	Doc Type	Document Number	Posting Date	Amount
40221000	Com WW Svc Billed	ZA	940000080	8/1/2012	(29.72)
40310200	OthRev-Rent	DR	400000227	8/1/2012	(95.00)
40310200	OthRev-Rent	DR	400000229	8/1/2012	(2,300.00)
40310200	OthRev-Rent	DR	400000230	8/1/2012	(2,848.73)
40310200	OthRev-Rent	DR	400000231	8/1/2012	(2,665.62)
40310300	OthRev-CFO	SA	100000833	8/1/2012	136,807.06
40310400	OthRev-NSF Ck Chrg	ZA	940000080	8/1/2012	(192.00)
40310500	OthRev-Appl/InitFee	ZA	940000080	8/1/2012	(234.00)
40310500	OthRev-Appl/InitFee	ZA	940000080	8/1/2012	(8,632.00)
40310600	OthRev-Usage Data	DR	400000228	8/1/2012	(500.00)
40310700	OthRev-Reconnct Fee	ZA	940000080	8/1/2012	(858.00)
50100001	Labor ExpenseAccrual	PA	700000047	8/1/2012	1,715.20
50100001	Labor ExpenseAccrual	PA	700000028	8/1/2012	6,567.94
50100001	Labor ExpenseAccrual	PA	700000028	8/1/2012	835.38
50100001	Labor ExpenseAccrual	PA	700000028	8/1/2012	538.56
50100001	Labor ExpenseAccrual	PA	700000028	8/1/2012	444.94
50100001	Labor ExpenseAccrual	PA	700000028	8/1/2012	156.25
50100001	Labor ExpenseAccrual	PA	700000028	8/1/2012	187.50
50100001	Labor ExpenseAccrual	PA	700000028	8/1/2012	187.50
50100001	Labor ExpenseAccrual	PA	700000028	8/1/2012	1,255.52
50100001	Labor ExpenseAccrual	PA	700000028	8/1/2012	9,389.65
50100001	Labor ExpenseAccrual	PA	700000028	8/1/2012	366.32
50100001	Labor ExpenseAccrual	PA	700000028	8/1/2012	1,000.56
50100001	Labor ExpenseAccrual	PA	700000028	8/1/2012	4,290.74
50100001	Labor ExpenseAccrual	PA	700000028	8/1/2012	52,624.36
50100001	Labor ExpenseAccrual	PA	700000028	8/1/2012	11,258.82
50100001	Labor ExpenseAccrual	PA	700000028	8/1/2012	14,748.48
50100001	Labor ExpenseAccrual	PA	700000028	8/1/2012	4,621.66
50100001	Labor ExpenseAccrual	PA	700000028	8/1/2012	8,393.64
50100001	Labor ExpenseAccrual	PA	700000028	8/1/2012	11,279.46
50100001	Labor ExpenseAccrual	PA	700000028	8/1/2012	7,819.57
50100001	Labor ExpenseAccrual	PA	700000028	8/1/2012	2,195.91
50100001	Labor ExpenseAccrual	PA	700000028	8/1/2012	5,250.06
50100001	Labor ExpenseAccrual	PA	700000028	8/1/2012	64.32
50100001	Labor ExpenseAccrual	PA	700000028	8/1/2012	5,841.50
50100001	Labor ExpenseAccrual	PA	700000028	8/1/2012	3,513.75
50100001	Labor ExpenseAccrual	PA	700000028	8/1/2012	219.60
50100001	Labor ExpenseAccrual	PA	700000028	8/1/2012	1,976.40
50100001	Labor ExpenseAccrual	PA	700000028	8/1/2012	518.40
50100001	Labor ExpenseAccrual	PA	700000028	8/1/2012	204.24
50100001	Labor ExpenseAccrual	PA	700000028	8/1/2012	116.87
50100001	Labor ExpenseAccrual	PA	700000028	8/1/2012	14,490.59
50100001	Labor ExpenseAccrual	PA	700000028	8/1/2012	2,099.70
50100001	Labor ExpenseAccrual	PA	700000028	8/1/2012	695.42
50100001	Labor ExpenseAccrual	PA	700000028	8/1/2012	387.59
50100001	Labor ExpenseAccrual	PA	700000028	8/1/2012	1,951.02
50100001	Labor ExpenseAccrual	PA	700000028	8/1/2012	880.29
50100001	Labor ExpenseAccrual	PA	700000028	8/1/2012	538.56
50100001	Labor ExpenseAccrual	PA	700000028	8/1/2012	10,295.94
50100001	Labor ExpenseAccrual	PA	700000028	8/1/2012	865.50
50100001	Labor ExpenseAccrual	PA	700000028	8/1/2012	2,774.03
50100001	Labor ExpenseAccrual	PA	700000028	8/1/2012	3,800.80
50100001	Labor ExpenseAccrual	PA	700000028	8/1/2012	5,940.62
50100001	Labor ExpenseAccrual	PA	700000028	8/1/2012	754.24
50100001	Labor ExpenseAccrual	PA	700000028	8/1/2012	72.52
50100001	Labor ExpenseAccrual	PA	700000028	8/1/2012	1,748.00
50100001	Labor ExpenseAccrual	PA	700000028	8/1/2012	2,329.40
50100001	Labor ExpenseAccrual	PA	700000028	8/1/2012	268.48
50100001	Labor ExpenseAccrual	PA	700000028	8/1/2012	644.90
50100001	Labor ExpenseAccrual	PA	700000028	8/1/2012	7,063.30
50100001	Labor ExpenseAccrual	PA	700000028	8/1/2012	248.42
50100001	Labor ExpenseAccrual	PA	700000028	8/1/2012	1,107.69
50100001	Labor ExpenseAccrual	PA	700000028	8/1/2012	69.22
50100001	Labor ExpenseAccrual	PA	700000028	8/1/2012	930.62
50100001	Labor ExpenseAccrual	PA	700000028	8/1/2012	804.00
50100001	Labor ExpenseAccrual	PA	700000028	8/1/2012	962.64
50100001	Labor ExpenseAccrual	PA	700000028	8/1/2012	481.32
50100001	Labor ExpenseAccrual	PA	700000028	8/1/2012	481.32
50100001	Labor ExpenseAccrual	PA	700000028	8/1/2012	333.73
50100001	Labor ExpenseAccrual	PA	700000028	8/1/2012	811.39
50100001	Labor ExpenseAccrual	PA	700000028	8/1/2012	1,180.23
50100001	Labor ExpenseAccrual	PA	700000028	8/1/2012	1,280.00
50100001	Labor ExpenseAccrual	PA	700000028	8/1/2012	900.55
50100001	Labor ExpenseAccrual	PA	700000028	8/1/2012	1,080.24
50100001	Labor ExpenseAccrual	PA	700000028	8/1/2012	551.95
50100001	Labor ExpenseAccrual	PA	700000028	8/1/2012	34,183.32
50100001	Labor ExpenseAccrual	PA	700000028	8/1/2012	615.36

Kentucky American Water Company  
Case No. 2012-00520  
Response to PSC DR1, Item 31

Account	Description	Doc Type	Document Number	Posting Date	Amount
50100001	Labor ExpenseAccrual	PA	7000000028	8/1/2012	930.93
50100001	Labor ExpenseAccrual	PA	7000000028	8/1/2012	967.20
50100001	Labor ExpenseAccrual	PA	7000000028	8/1/2012	891.56
50100001	Labor ExpenseAccrual	PA	7000000028	8/1/2012	23,128.45
50100001	Labor ExpenseAccrual	PA	7000000028	8/1/2012	1,091.84
50100001	Labor ExpenseAccrual	PA	7000000028	8/1/2012	291.34
50100001	Labor ExpenseAccrual	PA	7000000028	8/1/2012	662.44
50100001	Labor ExpenseAccrual	PA	7000000028	8/1/2012	41.62
50100001	Labor ExpenseAccrual	PA	7000000028	8/1/2012	1,845.98
50100001	Labor ExpenseAccrual	PA	7000000028	8/1/2012	1,866.08
50100001	Labor ExpenseAccrual	PA	7000000028	8/1/2012	1,495.88
50100001	Labor ExpenseAccrual	PA	7000000028	8/1/2012	84.60
50421000	401k Expense	PA	7000000047	8/1/2012	25.73
50421000	401k Expense	PA	7000000028	8/1/2012	369.14
50421000	401k Expense	PA	7000000028	8/1/2012	32.14
50421000	401k Expense	PA	7000000028	8/1/2012	10.03
50421000	401k Expense	PA	7000000028	8/1/2012	8.05
50421000	401k Expense	PA	7000000028	8/1/2012	750.47
50421000	401k Expense	PA	7000000028	8/1/2012	49.41
50421000	401k Expense	PA	7000000028	8/1/2012	5.50
50421000	401k Expense	PA	7000000028	8/1/2012	239.14
50421000	401k Expense	PA	7000000028	8/1/2012	37.54
50421000	401k Expense	PA	7000000028	8/1/2012	391.43
50421000	401k Expense	PA	7000000028	8/1/2012	260.27
50421000	401k Expense	PA	7000000028	8/1/2012	17.80
50421000	401k Expense	PA	7000000028	8/1/2012	6.25
50421000	401k Expense	PA	7000000028	8/1/2012	7.50
50421000	401k Expense	PA	7000000028	8/1/2012	7.50
50421000	401k Expense	PA	7000000028	8/1/2012	12.96
50421000	401k Expense	PA	7000000028	8/1/2012	33.31
50421000	401k Expense	PA	7000000028	8/1/2012	8.17
50421000	401k Expense	PA	7000000028	8/1/2012	125.44
50421000	401k Expense	PA	7000000028	8/1/2012	28.47
50421000	401k Expense	PA	7000000028	8/1/2012	61.09
50421000	401k Expense	PA	7000000028	8/1/2012	20.81
50421000	401k Expense	PA	7000000028	8/1/2012	104.80
50421000	401k Expense	PA	7000000028	8/1/2012	116.54
50421000	401k Expense	PA	7000000028	8/1/2012	161.49
50421000	401k Expense	PA	7000000028	8/1/2012	302.11
50421000	401k Expense	PA	7000000028	8/1/2012	247.27
50421000	401k Expense	PA	7000000028	8/1/2012	54.52
50421000	401k Expense	PA	7000000028	8/1/2012	0.74
50421000	401k Expense	PA	7000000028	8/1/2012	131.93
50421000	401k Expense	PA	7000000028	8/1/2012	40.37
50421000	401k Expense	PA	7000000028	8/1/2012	8.89
50421000	401k Expense	PA	7000000028	8/1/2012	34.63
50421000	401k Expense	PA	7000000028	8/1/2012	12.94
50421000	401k Expense	PA	7000000028	8/1/2012	27.20
50421000	401k Expense	PA	7000000028	8/1/2012	132.78
50421000	401k Expense	PA	7000000028	8/1/2012	1.81
50421000	401k Expense	PA	7000000028	8/1/2012	28.92
50421000	401k Expense	PA	7000000028	8/1/2012	64.31
50421000	401k Expense	PA	7000000028	8/1/2012	67.80
50421000	401k Expense	PA	7000000028	8/1/2012	58.22
50421000	401k Expense	PA	7000000028	8/1/2012	2.77
50421000	401k Expense	PA	7000000028	8/1/2012	2.60
50421000	401k Expense	PA	7000000028	8/1/2012	8.43
50421000	401k Expense	PA	7000000028	8/1/2012	37.14
50421000	401k Expense	PA	7000000028	8/1/2012	10.27
50421000	401k Expense	PA	7000000028	8/1/2012	18.22
50421000	401k Expense	PA	7000000028	8/1/2012	35.77
50421000	401k Expense	PA	7000000028	8/1/2012	38.17
50421000	401k Expense	PA	7000000028	8/1/2012	19.26
50421000	401k Expense	PA	7000000028	8/1/2012	19.26
50421000	401k Expense	PA	7000000028	8/1/2012	38.47
50421000	401k Expense	PA	7000000028	8/1/2012	780.54
50421000	401k Expense	PA	7000000028	8/1/2012	15.38
50421000	401k Expense	PA	7000000028	8/1/2012	11.07
50421000	401k Expense	PA	7000000028	8/1/2012	24.20
50421000	401k Expense	PA	7000000028	8/1/2012	23.25
50421000	401k Expense	PA	7000000028	8/1/2012	78.63
50421000	401k Expense	PA	7000000028	8/1/2012	2.16
50421000	401k Expense	PA	7000000028	8/1/2012	0.54
50421000	401k Expense	PA	7000000028	8/1/2012	3.78
50421000	401k Expense	PA	7000000028	8/1/2012	17.28
50421000	401k Expense	PA	7000000028	8/1/2012	3.24
50421000	401k Expense	PA	7000000028	8/1/2012	28.14

Kentucky American Water Company  
Case No. 2012-00520  
Response to PSC DR1, Item 31

Account	Description	Doc Type	Document Number	Posting Date	Amount
50421000	401k Expense	PA	7000000028	8/1/2012	454.24
50421000	401k Expense	PA	7000000028	8/1/2012	0.86
50421000	401k Expense	PA	7000000028	8/1/2012	1.72
50421000	401k Expense	PA	7000000028	8/1/2012	1.73
50421000	401k Expense	PA	7000000028	8/1/2012	80.50
50421000	401k Expense	PA	7000000028	8/1/2012	16.13
50422000	DCP Expense	PA	7000000047	8/1/2012	90.05
50422000	DCP Expense	PA	7000000028	8/1/2012	42.24
50422000	DCP Expense	PA	7000000028	8/1/2012	20.75
50422000	DCP Expense	PA	7000000028	8/1/2012	23.36
50422000	DCP Expense	PA	7000000028	8/1/2012	8.20
50422000	DCP Expense	PA	7000000028	8/1/2012	9.84
50422000	DCP Expense	PA	7000000028	8/1/2012	9.84
50422000	DCP Expense	PA	7000000028	8/1/2012	10.55
50422000	DCP Expense	PA	7000000028	8/1/2012	3.38
50422000	DCP Expense	PA	7000000028	8/1/2012	86.58
50422000	DCP Expense	PA	7000000028	8/1/2012	14.39
50422000	DCP Expense	PA	7000000028	8/1/2012	52.94
50422000	DCP Expense	PA	7000000028	8/1/2012	335.75
50422000	DCP Expense	PA	7000000028	8/1/2012	84.40
50422000	DCP Expense	PA	7000000028	8/1/2012	10.72
50422000	DCP Expense	PA	7000000028	8/1/2012	12.12
50422000	DCP Expense	PA	7000000028	8/1/2012	45.45
50422000	DCP Expense	PA	7000000028	8/1/2012	63.60
50422000	DCP Expense	PA	7000000028	8/1/2012	6.05
50422000	DCP Expense	PA	7000000028	8/1/2012	8.51
50422000	DCP Expense	PA	7000000028	8/1/2012	291.81
50422000	DCP Expense	PA	7000000028	8/1/2012	67.20
50422000	DCP Expense	PA	7000000028	8/1/2012	1.05
50422000	DCP Expense	PA	7000000028	8/1/2012	7.35
50422000	DCP Expense	PA	7000000028	8/1/2012	21.00
50422000	DCP Expense	PA	7000000028	8/1/2012	14.70
50422000	DCP Expense	PA	7000000028	8/1/2012	100.09
50422000	DCP Expense	PA	7000000028	8/1/2012	3.66
50422000	DCP Expense	PA	7000000028	8/1/2012	4.44
50422000	DCP Expense	PA	7000000028	8/1/2012	11.51
50422000	DCP Expense	PA	7000000028	8/1/2012	13.04
50422000	DCP Expense	PA	7000000028	8/1/2012	3.64
50422000	DCP Expense	PA	7000000028	8/1/2012	58.15
50422000	DCP Expense	PA	7000000028	8/1/2012	218.74
50422000	DCP Expense	PA	7000000028	8/1/2012	256.21
50422000	DCP Expense	PA	7000000028	8/1/2012	387.91
50422000	DCP Expense	PA	7000000028	8/1/2012	320.07
50422000	DCP Expense	PA	7000000028	8/1/2012	35.10
50422000	DCP Expense	PA	7000000028	8/1/2012	61.86
50422000	DCP Expense	PA	7000000028	8/1/2012	221.08
50422000	DCP Expense	PA	7000000028	8/1/2012	155.67
50422000	DCP Expense	PA	7000000028	8/1/2012	42.36
50422000	DCP Expense	PA	7000000028	8/1/2012	17.52
50422000	DCP Expense	PA	7000000028	8/1/2012	873.17
50422000	DCP Expense	PA	7000000028	8/1/2012	47.30
50422000	DCP Expense	PA	7000000028	8/1/2012	56.58
50422000	DCP Expense	PA	7000000028	8/1/2012	25.27
50422000	DCP Expense	PA	7000000028	8/1/2012	28.98
50422000	DCP Expense	PA	7000000028	8/1/2012	25.27
50422000	DCP Expense	PA	7000000028	8/1/2012	50.52
50422000	DCP Expense	PA	7000000028	8/1/2012	142.46
50422000	DCP Expense	PA	7000000028	8/1/2012	388.33
50422000	DCP Expense	PA	7000000028	8/1/2012	242.52
50422000	DCP Expense	PA	7000000028	8/1/2012	5.25
50422000	DCP Expense	PA	7000000028	8/1/2012	9.45
50422000	DCP Expense	PA	7000000028	8/1/2012	389.98
50422000	DCP Expense	PA	7000000028	8/1/2012	12.69
50422000	DCP Expense	PA	7000000028	8/1/2012	15.23
50422000	DCP Expense	PA	7000000028	8/1/2012	202.85
50422000	DCP Expense	PA	7000000028	8/1/2012	63.92
50422000	DCP Expense	PA	7000000028	8/1/2012	1,503.49
50422000	DCP Expense	PA	7000000028	8/1/2012	107.48
50550000	Group Insur Expense	DR	4000000239	8/1/2012	(196.34)
50550000	Group Insur Expense	DR	4000000240	8/1/2012	(463.00)
50550000	Group Insur Expense	DR	4000000241	8/1/2012	(463.00)
50550000	Group Insur Expense	DR	4000000242	8/1/2012	(463.00)
50550000	Group Insur Expense	RV	4500000000	8/1/2012	(50.00)
50550000	Group Insur Expense	PA	7000000047	8/1/2012	590.31
50550000	Group Insur Expense	PA	7000000028	8/1/2012	1,534.48
50550000	Group Insur Expense	PA	7000000028	8/1/2012	44.58
50550000	Group Insur Expense	PA	7000000028	8/1/2012	75.97



Kentucky American Water Company  
Case No. 2012-00520  
Response to PSC DR1, Item 31

Account	Description	Doc Type	Document Number	Posting Date	Amount
50550000	Group Insur Expense	PA	7000000028	8/1/2012	37.15
50550000	Group Insur Expense	PA	7000000028	8/1/2012	179.56
50550000	Group Insur Expense	PA	7000000028	8/1/2012	1,664.29
50550000	Group Insur Expense	PA	7000000028	8/1/2012	149.60
50550000	Group Insur Expense	PA	7000000028	8/1/2012	792.52
50550000	Group Insur Expense	PA	7000000028	8/1/2012	357.66
50550000	Group Insur Expense	PA	7000000028	8/1/2012	39.71
50550000	Group Insur Expense	PA	7000000028	8/1/2012	1,775.90
50550000	Group Insur Expense	PA	7000000028	8/1/2012	1,634.94
50550000	Group Insur Expense	PA	7000000028	8/1/2012	185.67
50550000	Group Insur Expense	PA	7000000028	8/1/2012	9,469.22
50550000	Group Insur Expense	PA	7000000028	8/1/2012	768.63
50550000	Group Insur Expense	PA	7000000028	8/1/2012	1,136.89
50550000	Group Insur Expense	PA	7000000028	8/1/2012	80.75
50550000	Group Insur Expense	PA	7000000028	8/1/2012	139.79
50550000	Group Insur Expense	PA	7000000028	8/1/2012	44.59
50550000	Group Insur Expense	PA	7000000028	8/1/2012	116.78
50550000	Group Insur Expense	PA	7000000028	8/1/2012	11.75
50550000	Group Insur Expense	PA	7000000028	8/1/2012	652.88
50550000	Group Insur Expense	PA	7000000028	8/1/2012	1,149.84
50550000	Group Insur Expense	PA	7000000028	8/1/2012	179.57
50550000	Group Insur Expense	PA	7000000028	8/1/2012	907.31
50550000	Group Insur Expense	PA	7000000028	8/1/2012	1,616.60
50550000	Group Insur Expense	PA	7000000028	8/1/2012	2,503.79
50550000	Group Insur Expense	PA	7000000028	8/1/2012	1,698.37
50550000	Group Insur Expense	PA	7000000028	8/1/2012	392.74
50550000	Group Insur Expense	PA	7000000028	8/1/2012	3,438.12
50550000	Group Insur Expense	PA	7000000028	8/1/2012	67.54
50550000	Group Insur Expense	PA	7000000028	8/1/2012	540.08
50550000	Group Insur Expense	PA	7000000028	8/1/2012	62.34
50550000	Group Insur Expense	PA	7000000028	8/1/2012	19.20
50550000	Group Insur Expense	PA	7000000028	8/1/2012	222.49
50550000	Group Insur Expense	PA	7000000028	8/1/2012	692.22
50550000	Group Insur Expense	PA	7000000028	8/1/2012	517.50
50550000	Group Insur Expense	PA	7000000028	8/1/2012	19.75
50550000	Group Insur Expense	PA	7000000028	8/1/2012	1,402.45
50550000	Group Insur Expense	PA	7000000028	8/1/2012	139.79
50550000	Group Insur Expense	PA	7000000028	8/1/2012	14.17
50550000	Group Insur Expense	PA	7000000028	8/1/2012	143.71
50550000	Group Insur Expense	PA	7000000028	8/1/2012	357.87
50550000	Group Insur Expense	PA	7000000028	8/1/2012	707.76
50550000	Group Insur Expense	PA	7000000028	8/1/2012	338.10
50550000	Group Insur Expense	PA	7000000028	8/1/2012	7.17
50550000	Group Insur Expense	PA	7000000028	8/1/2012	62.85
50550000	Group Insur Expense	PA	7000000028	8/1/2012	284.74
50550000	Group Insur Expense	PA	7000000028	8/1/2012	208.05
50550000	Group Insur Expense	PA	7000000028	8/1/2012	230.81
50550000	Group Insur Expense	PA	7000000028	8/1/2012	139.32
50550000	Group Insur Expense	PA	7000000028	8/1/2012	76.48
50550000	Group Insur Expense	PA	7000000028	8/1/2012	60.94
50550000	Group Insur Expense	PA	7000000028	8/1/2012	16.05
50550000	Group Insur Expense	PA	7000000028	8/1/2012	239.42
50550000	Group Insur Expense	PA	7000000028	8/1/2012	157.45
50550000	Group Insur Expense	PA	7000000028	8/1/2012	33.56
50550000	Group Insur Expense	PA	7000000028	8/1/2012	33.56
50550000	Group Insur Expense	PA	7000000028	8/1/2012	67.08
50550000	Group Insur Expense	PA	7000000028	8/1/2012	7,896.53
50550000	Group Insur Expense	PA	7000000028	8/1/2012	119.46
50550000	Group Insur Expense	PA	7000000028	8/1/2012	264.97
50550000	Group Insur Expense	PA	7000000028	8/1/2012	270.35
50550000	Group Insur Expense	PA	7000000028	8/1/2012	260.27
50550000	Group Insur Expense	PA	7000000028	8/1/2012	437.34
50550000	Group Insur Expense	PA	7000000028	8/1/2012	171.08
50550000	Group Insur Expense	PA	7000000028	8/1/2012	509.38
50550000	Group Insur Expense	PA	7000000028	8/1/2012	12.94
50550000	Group Insur Expense	PA	7000000028	8/1/2012	90.50
50550000	Group Insur Expense	PA	7000000028	8/1/2012	328.41
50550000	Group Insur Expense	PA	7000000028	8/1/2012	194.34
50550000	Group Insur Expense	PA	7000000028	8/1/2012	361.97
50550000	Group Insur Expense	PA	7000000028	8/1/2012	375.38
50550000	Group Insur Expense	PA	7000000028	8/1/2012	4,690.36
50550000	Group Insur Expense	PA	7000000028	8/1/2012	17.09
50550000	Group Insur Expense	PA	7000000028	8/1/2012	1,251.41
50550000	Group Insur Expense	PA	7000000028	8/1/2012	124.51
51010000	Purchased Water	SA	100000833	8/1/2012	(52,011.36)
51110000	Waste Disposal	SA	100000833	8/1/2012	(2,367.42)
51510000	Purchased Power	SA	100000833	8/1/2012	(64,394.81)



Kentucky American Water Company  
Case No. 2012-00520  
Response to PSC DR1, Item 31

Account	Description	Doc Type	Document Number	Posting Date	Amount
52801100	Indirect OH Clearing	SA	100000831	8/1/2012	(126.05)
52801100	Indirect OH Clearing	SA	100000831	8/1/2012	(55.08)
52801100	Indirect OH Clearing	SA	100000831	8/1/2012	(154.71)
52801100	Indirect OH Clearing	SA	100000831	8/1/2012	(22,359.81)
52801100	Indirect OH Clearing	SA	100000831	8/1/2012	(235.76)
52801100	Indirect OH Clearing	SA	100000831	8/1/2012	(8,005.42)
52801100	Indirect OH Clearing	SA	100000831	8/1/2012	(788.72)
52801100	Indirect OH Clearing	SA	100000831	8/1/2012	(2,576.73)
52801100	Indirect OH Clearing	SA	100000831	8/1/2012	(1,621.71)
52801100	Indirect OH Clearing	SA	100000831	8/1/2012	(146,511.53)
52801100	Indirect OH Clearing	SA	100000831	8/1/2012	(2,869.01)
52801100	Indirect OH Clearing	SA	100000831	8/1/2012	(10,071.29)
52801100	Indirect OH Clearing	SA	100000831	8/1/2012	(85,764.99)
52801100	Indirect OH Clearing	SA	100000831	8/1/2012	(107,978.62)
52801100	Indirect OH Clearing	SA	100000831	8/1/2012	(805.83)
52801100	Indirect OH Clearing	SA	100000831	8/1/2012	(426.05)
52801100	Indirect OH Clearing	SA	100000831	8/1/2012	(8,152.58)
52801100	Indirect OH Clearing	SA	100000831	8/1/2012	(8,152.58)
52801100	Indirect OH Clearing	SA	100000831	8/1/2012	(8,152.58)
52801100	Indirect OH Clearing	SA	100000831	8/1/2012	(118.49)
52801100	Indirect OH Clearing	SA	100000831	8/1/2012	(2,243.46)
52801100	Indirect OH Clearing	SA	100000831	8/1/2012	(719.81)
52801100	Indirect OH Clearing	SA	100000831	8/1/2012	(20,641.06)
52801100	Indirect OH Clearing	SA	100000831	8/1/2012	(52.59)
52801100	Indirect OH Clearing	SA	100000831	8/1/2012	(19,999.55)
52801100	Indirect OH Clearing	SA	100000831	8/1/2012	(19,999.90)
52801100	Indirect OH Clearing	SA	100000831	8/1/2012	(29,000.00)
52801100	Indirect OH Clearing	SA	100000831	8/1/2012	(2,351.62)
52801100	Indirect OH Clearing	SA	100000831	8/1/2012	(2,351.62)
52801100	Indirect OH Clearing	SA	100000831	8/1/2012	(2,351.62)
52801100	Indirect OH Clearing	SA	100000831	8/1/2012	(28.05)
52801100	Indirect OH Clearing	SA	100000831	8/1/2012	(178.12)
52801100	Indirect OH Clearing	SA	100000831	8/1/2012	(203.00)
52801100	Indirect OH Clearing	SA	100000831	8/1/2012	(203.00)
52801100	Indirect OH Clearing	SA	100000831	8/1/2012	(0.15)
52801100	Indirect OH Clearing	SA	100000831	8/1/2012	(1,412.77)
52801100	Indirect OH Clearing	SA	100000831	8/1/2012	(32,473.22)
52801100	Indirect OH Clearing	SA	100000831	8/1/2012	(6,691.44)
52801100	Indirect OH Clearing	SA	100000831	8/1/2012	(3,500.00)
52801100	Indirect OH Clearing	SA	100000831	8/1/2012	(10,838.00)
52801100	Indirect OH Clearing	SA	100000831	8/1/2012	(166,911.30)
52801100	Indirect OH Clearing	SA	100000831	8/1/2012	(9,500.07)
52801100	Indirect OH Clearing	SA	100000831	8/1/2012	(9,500.07)
52801100	Indirect OH Clearing	SA	100000831	8/1/2012	(9,500.07)
52801100	Indirect OH Clearing	SA	100000831	8/1/2012	(130.55)
52801100	Indirect OH Clearing	SA	100000831	8/1/2012	(130.55)
52801100	Indirect OH Clearing	SA	100000831	8/1/2012	(130.55)
52801100	Indirect OH Clearing	SA	100000831	8/1/2012	(225.82)
52801100	Indirect OH Clearing	SA	100000831	8/1/2012	(225.82)
52801100	Indirect OH Clearing	SA	100000831	8/1/2012	(225.82)
52801100	Indirect OH Clearing	SA	100000831	8/1/2012	(218.83)
52801100	Indirect OH Clearing	SA	100000831	8/1/2012	(218.83)
52801100	Indirect OH Clearing	SA	100000831	8/1/2012	(218.83)
52801100	Indirect OH Clearing	SA	100000831	8/1/2012	(218.83)
52801100	Indirect OH Clearing	SA	100000831	8/1/2012	(1,259.36)
52801100	Indirect OH Clearing	SA	100000831	8/1/2012	(1,699.87)
52801100	Indirect OH Clearing	SA	100000831	8/1/2012	(1,699.87)
52801100	Indirect OH Clearing	SA	100000831	8/1/2012	(1,699.87)
52801100	Indirect OH Clearing	SA	100000831	8/1/2012	(506.03)
52801100	Indirect OH Clearing	SA	100000831	8/1/2012	(407.53)
52801100	Indirect OH Clearing	SA	100000831	8/1/2012	(407.53)
52801100	Indirect OH Clearing	SA	100000831	8/1/2012	(407.53)
52801100	Indirect OH Clearing	SA	100000831	8/1/2012	(1,367.45)
52801100	Indirect OH Clearing	SA	100000831	8/1/2012	(1,369.75)
52801100	Indirect OH Clearing	SA	100000831	8/1/2012	(1,367.45)
52801100	Indirect OH Clearing	SA	100000831	8/1/2012	(389.30)
52801100	Indirect OH Clearing	SA	100000831	8/1/2012	(389.30)
52801100	Indirect OH Clearing	SA	100000831	8/1/2012	(389.30)
52801100	Indirect OH Clearing	SA	100000831	8/1/2012	(7,491.09)
52801100	Indirect OH Clearing	SA	100000831	8/1/2012	(9,013.23)
52801100	Indirect OH Clearing	SA	100000831	8/1/2012	(9,144.92)
52801100	Indirect OH Clearing	SA	100000831	8/1/2012	(21,602.66)
52801100	Indirect OH Clearing	SA	100000831	8/1/2012	(27,552.63)
52801100	Indirect OH Clearing	SA	100000831	8/1/2012	(1,803.34)
52801100	Indirect OH Clearing	SA	100000831	8/1/2012	(2,300.17)
52801100	Indirect OH Clearing	SA	100000831	8/1/2012	(388.15)
52801100	Indirect OH Clearing	SA	100000831	8/1/2012	(6,822.89)
52801100	Indirect OH Clearing	SA	100000831	8/1/2012	(778.03)

Kentucky American Water Company  
Case No. 2012-00520  
Response to PSC DR1, Item 31

Account	Description	Doc Type	Document Number	Posting Date	Amount
52801100	Indirect OH Clearing	SA	100000831	8/1/2012	(5,442.21)
52801100	Indirect OH Clearing	SA	100000831	8/1/2012	(236.92)
52801100	Indirect OH Clearing	SA	100000831	8/1/2012	(182.29)
52801100	Indirect OH Clearing	SA	100000831	8/1/2012	(336.98)
52801100	Indirect OH Clearing	SA	100000831	8/1/2012	(5,447.96)
52801100	Indirect OH Clearing	SA	100000831	8/1/2012	(6,575.62)
52801100	Indirect OH Clearing	SA	100000831	8/1/2012	(11,041.98)
52801100	Indirect OH Clearing	SA	100000831	8/1/2012	(309.37)
52801100	Indirect OH Clearing	SA	100000831	8/1/2012	(164.46)
52801100	Indirect OH Clearing	SA	100000831	8/1/2012	(346.18)
52801100	Indirect OH Clearing	SA	100000831	8/1/2012	(14,522.15)
52801100	Indirect OH Clearing	SA	100000831	8/1/2012	(4,714.78)
52801100	Indirect OH Clearing	SA	100000831	8/1/2012	(106.38)
52801100	Indirect OH Clearing	SA	100000831	8/1/2012	(8,146.64)
52801100	Indirect OH Clearing	SA	100000831	8/1/2012	(106.96)
52801100	Indirect OH Clearing	SA	100000831	8/1/2012	(126.51)
52801100	Indirect OH Clearing	SA	100000831	8/1/2012	(2,613.57)
52801100	Indirect OH Clearing	SA	100000831	8/1/2012	(152.39)
52801100	Indirect OH Clearing	SA	100000831	8/1/2012	(168.49)
52801100	Indirect OH Clearing	SA	100000831	8/1/2012	(217.94)
52801100	Indirect OH Clearing	SA	100000831	8/1/2012	(612.42)
52801100	Indirect OH Clearing	SA	100000831	8/1/2012	(5.75)
52801100	Indirect OH Clearing	SA	100000831	8/1/2012	(526.74)
52801100	Indirect OH Clearing	SA	100000831	8/1/2012	(109.26)
52801100	Indirect OH Clearing	SA	100000831	8/1/2012	(60.38)
52801100	Indirect OH Clearing	SA	100000831	8/1/2012	(2,104.66)
52801100	Indirect OH Clearing	SA	100000831	8/1/2012	(5,758.48)
52801100	Indirect OH Clearing	SA	100000831	8/1/2012	(526.74)
52801100	Indirect OH Clearing	SA	100000831	8/1/2012	(640.60)
52801100	Indirect OH Clearing	SA	100000831	8/1/2012	(46.00)
52801100	Indirect OH Clearing	SA	100000831	8/1/2012	(176.54)
52801100	Indirect OH Clearing	SA	100000831	8/1/2012	(6,362.86)
52801100	Indirect OH Clearing	SA	100000831	8/1/2012	(1.73)
52801100	Indirect OH Clearing	SA	100000831	8/1/2012	(30.48)
52801100	Indirect OH Clearing	SA	100000831	8/1/2012	(1,440.48)
52801100	Indirect OH Clearing	SA	100000831	8/1/2012	(117.31)
52801100	Indirect OH Clearing	SA	100000831	8/1/2012	(819.44)
52801100	Indirect OH Clearing	SA	100000831	8/1/2012	(897.07)
52801100	Indirect OH Clearing	SA	100000831	8/1/2012	(275.45)
52801100	Indirect OH Clearing	SA	100000831	8/1/2012	(10,513.52)
52801100	Indirect OH Clearing	SA	100000831	8/1/2012	(6,903.40)
52801100	Indirect OH Clearing	SA	100000831	8/1/2012	(17,855.67)
52801100	Indirect OH Clearing	SA	100000831	8/1/2012	(9,262.80)
52801100	Indirect OH Clearing	SA	100000831	8/1/2012	(9,024.73)
52801100	Indirect OH Clearing	SA	100000831	8/1/2012	(9,174.82)
52801100	Indirect OH Clearing	SA	100000831	8/1/2012	(2,304.77)
52801100	Indirect OH Clearing	SA	100000831	8/1/2012	(18,433.02)
52801100	Indirect OH Clearing	SA	100000831	8/1/2012	(67,169.67)
52801100	Indirect OH Clearing	SA	100000831	8/1/2012	(9,680.28)
52801100	Indirect OH Clearing	SA	100000831	8/1/2012	(9,774.01)
52801100	Indirect OH Clearing	SA	100000831	8/1/2012	(14,583.68)
52801100	Indirect OH Clearing	SA	100000831	8/1/2012	(30,706.74)
52801100	Indirect OH Clearing	SA	100000831	8/1/2012	(1,047.73)
52801100	Indirect OH Clearing	SA	100000831	8/1/2012	(16,980.46)
52801100	Indirect OH Clearing	SA	100000831	8/1/2012	(3.45)
52801100	Indirect OH Clearing	SA	100000831	8/1/2012	(8,239.22)
52801100	Indirect OH Clearing	SA	100000831	8/1/2012	(3.45)
52801100	Indirect OH Clearing	SA	100000831	8/1/2012	(0.58)
52801100	Indirect OH Clearing	SA	100000831	8/1/2012	(8,364.01)
52801100	Indirect OH Clearing	SA	100000831	8/1/2012	(1.73)
52801100	Indirect OH Clearing	SA	100000831	8/1/2012	(143.19)
52801100	Indirect OH Clearing	SA	100000831	8/1/2012	(8.63)
52801100	Indirect OH Clearing	SA	100000831	8/1/2012	(436.46)
52801100	Indirect OH Clearing	SA	100000831	8/1/2012	(10.35)
52801100	Indirect OH Clearing	SA	100000831	8/1/2012	(75.33)
52801100	Indirect OH Clearing	SA	100000831	8/1/2012	(798.16)
52801100	Indirect OH Clearing	SA	100000831	8/1/2012	(798.16)
52801100	Indirect OH Clearing	SA	100000831	8/1/2012	(46,108.13)
52801100	Indirect OH Clearing	SA	100000831	8/1/2012	(2.88)
52801100	Indirect OH Clearing	SA	100000831	8/1/2012	(14,960.33)
52801100	Indirect OH Clearing	SA	100000831	8/1/2012	(235.19)
52801100	Indirect OH Clearing	SA	100000831	8/1/2012	(235.19)
52801100	Indirect OH Clearing	SA	100000831	8/1/2012	(235.19)
52801100	Indirect OH Clearing	SA	100000831	8/1/2012	(1.73)
52801100	Indirect OH Clearing	SA	100000831	8/1/2012	(266.82)
52801100	Indirect OH Clearing	SA	100000831	8/1/2012	(2,085.68)
52801100	Indirect OH Clearing	SA	100000831	8/1/2012	(373.20)

Kentucky American Water Company  
Case No. 2012-00520  
Response to PSC DR1, Item 31

Account	Description	Doc Type	Document Number	Posting Date	Amount
52801100	Indirect OH Clearing	SA	100000831	8/1/2012	(372.63)
52801100	Indirect OH Clearing	SA	100000831	8/1/2012	(418.06)
52801100	Indirect OH Clearing	SA	100000831	8/1/2012	(418.06)
52801100	Indirect OH Clearing	SA	100000831	8/1/2012	(418.06)
52801100	Indirect OH Clearing	SA	100000831	8/1/2012	(626.80)
52801100	Indirect OH Clearing	SA	100000831	8/1/2012	(626.80)
52801100	Indirect OH Clearing	SA	100000831	8/1/2012	(199.54)
52801100	Indirect OH Clearing	SA	100000831	8/1/2012	(199.54)
52801100	Indirect OH Clearing	SA	100000831	8/1/2012	(199.54)
52801100	Indirect OH Clearing	SA	100000831	8/1/2012	(299.02)
52801100	Indirect OH Clearing	SA	100000831	8/1/2012	(299.02)
52801100	Indirect OH Clearing	SA	100000831	8/1/2012	(2,771.71)
52801100	Indirect OH Clearing	SA	100000831	8/1/2012	(22,629.11)
52801100	Indirect OH Clearing	SA	100000831	8/1/2012	(46,242.69)
52801100	Indirect OH Clearing	SA	100000831	8/1/2012	(1,479.59)
52801100	Indirect OH Clearing	SA	100000831	8/1/2012	(1,479.59)
52801100	Indirect OH Clearing	SA	100000831	8/1/2012	(2,219.67)
52801100	Indirect OH Clearing	SA	100000831	8/1/2012	(2,219.67)
52801100	Indirect OH Clearing	SA	100000831	8/1/2012	(1,479.59)
52801100	Indirect OH Clearing	SA	100000831	8/1/2012	(2.19)
52801100	Indirect OH Clearing	SA	100000831	8/1/2012	(141.05)
52801100	Indirect OH Clearing	SA	100000831	8/1/2012	(226.03)
52801100	Indirect OH Clearing	SA	100000831	8/1/2012	(141.85)
52801100	Indirect OH Clearing	SA	100000831	8/1/2012	(3,093.26)
52801100	Indirect OH Clearing	SA	100000831	8/1/2012	(2,870.41)
52801100	Indirect OH Clearing	SA	100000831	8/1/2012	(4,909.21)
52801100	Indirect OH Clearing	SA	100000831	8/1/2012	(393.22)
52801100	Indirect OH Clearing	SA	100000831	8/1/2012	(293.25)
52801100	Indirect OH Clearing	SA	100000831	8/1/2012	(334.49)
52801100	Indirect OH Clearing	SA	100000831	8/1/2012	(694.39)
52801100	Indirect OH Clearing	SA	100000831	8/1/2012	(694.39)
52801100	Indirect OH Clearing	SA	100000831	8/1/2012	(694.39)
52801100	Indirect OH Clearing	SA	100000831	8/1/2012	(1,041.57)
52801100	Indirect OH Clearing	SA	100000831	8/1/2012	(1,041.57)
53150000	Contr Svc-Other	SA	100000833	8/1/2012	(2,200.00)
53150000	Contr Svc-Other	SA	100000833	8/1/2012	(12,614.81)
53150000	Contr Svc-Other	SA	100000833	8/1/2012	(659.13)
53151000	Contr Svc-Temp EE	SA	100000833	8/1/2012	(1,204.00)
53155000	Contr Svc-Legal	SA	100000833	8/1/2012	(24,006.70)
55010200	Trans Lease Fuel	SA	100000833	8/1/2012	(8,669.36)
55010200	Trans Lease Fuel	SA	100000833	8/1/2012	(25,157.49)
55010300	Trans Lease Maint	SA	100000833	8/1/2012	(4,384.97)
55010300	Trans Lease Maint	SA	100000833	8/1/2012	(435.60)
56610000	Reg Exp-Amort	SA	100000833	8/1/2012	(2,451.54)
57010000	Uncoll Accts Exp	ZA	9400000080	8/1/2012	(46.60)
62520700	Misc Main Pvg/Bckfill	SA	100000833	8/1/2012	(7,529.07)
68520000	Property Taxes	SH	9600000009	8/1/2012	341,933.42
68533000	FICA	PA	7000000047	8/1/2012	143.66
68533000	FICA	PA	7000000028	8/1/2012	477.67
68533000	FICA	PA	7000000028	8/1/2012	13.68
68533000	FICA	PA	7000000028	8/1/2012	61.15
68533000	FICA	PA	7000000028	8/1/2012	13.68
68533000	FICA	PA	7000000028	8/1/2012	34.66
68533000	FICA	PA	7000000028	8/1/2012	11.40
68533000	FICA	PA	7000000028	8/1/2012	811.43
68533000	FICA	PA	7000000028	8/1/2012	423.79
68533000	FICA	PA	7000000028	8/1/2012	63.53
68533000	FICA	PA	7000000028	8/1/2012	782.08
68533000	FICA	PA	7000000028	8/1/2012	26.85
68533000	FICA	PA	7000000028	8/1/2012	79.43
68533000	FICA	PA	7000000028	8/1/2012	341.57
68533000	FICA	PA	7000000028	8/1/2012	39.14
68533000	FICA	PA	7000000028	8/1/2012	39.13
68533000	FICA	PA	7000000028	8/1/2012	75.54
68533000	FICA	PA	7000000028	8/1/2012	146.95
68533000	FICA	PA	7000000028	8/1/2012	4,078.83
68533000	FICA	PA	7000000028	8/1/2012	356.90
68533000	FICA	PA	7000000028	8/1/2012	800.44
68533000	FICA	PA	7000000028	8/1/2012	174.56
68533000	FICA	PA	7000000028	8/1/2012	38.05
68533000	FICA	PA	7000000028	8/1/2012	5.34
68533000	FICA	PA	7000000028	8/1/2012	430.44
68533000	FICA	PA	7000000028	8/1/2012	260.83
68533000	FICA	PA	7000000028	8/1/2012	617.90
68533000	FICA	PA	7000000028	8/1/2012	163.62
68533000	FICA	PA	7000000028	8/1/2012	18.20
68533000	FICA	PA	7000000028	8/1/2012	390.24

Kentucky American Water Company  
Case No. 2012-00520  
Response to PSC DR1, Item 31

Account	Description	Doc Type	Document Number	Posting Date	Amount
68533000	FICA	PA	7000000028	8/1/2012	575.70
68533000	FICA	PA	7000000028	8/1/2012	708.52
68533000	FICA	PA	7000000028	8/1/2012	1,055.43
68533000	FICA	PA	7000000028	8/1/2012	59.90
68533000	FICA	PA	7000000028	8/1/2012	178.03
68533000	FICA	PA	7000000028	8/1/2012	28.76
68533000	FICA	PA	7000000028	8/1/2012	8.91
68533000	FICA	PA	7000000028	8/1/2012	17.37
68533000	FICA	PA	7000000028	8/1/2012	71.57
68533000	FICA	PA	7000000028	8/1/2012	203.36
68533000	FICA	PA	7000000028	8/1/2012	279.70
68533000	FICA	PA	7000000028	8/1/2012	479.75
68533000	FICA	PA	7000000028	8/1/2012	5.33
68533000	FICA	PA	7000000028	8/1/2012	56.76
68533000	FICA	PA	7000000028	8/1/2012	144.45
68533000	FICA	PA	7000000028	8/1/2012	205.76
68533000	FICA	PA	7000000028	8/1/2012	80.34
68533000	FICA	PA	7000000028	8/1/2012	18.04
68533000	FICA	PA	7000000028	8/1/2012	5.18
68533000	FICA	PA	7000000028	8/1/2012	67.96
68533000	FICA	PA	7000000028	8/1/2012	66.17
68533000	FICA	PA	7000000028	8/1/2012	19.61
68533000	FICA	PA	7000000028	8/1/2012	39.85
68533000	FICA	PA	7000000028	8/1/2012	79.70
68533000	FICA	PA	7000000028	8/1/2012	59.89
68533000	FICA	PA	7000000028	8/1/2012	25.63
68533000	FICA	PA	7000000028	8/1/2012	89.64
68533000	FICA	PA	7000000028	8/1/2012	39.85
68533000	FICA	PA	7000000028	8/1/2012	92.67
68533000	FICA	PA	7000000028	8/1/2012	68.84
68533000	FICA	PA	7000000028	8/1/2012	78.87
68533000	FICA	PA	7000000028	8/1/2012	46.54
68533000	FICA	PA	7000000028	8/1/2012	527.92
68533000	FICA	PA	7000000028	8/1/2012	2,702.72
68533000	FICA	PA	7000000028	8/1/2012	48.20
68533000	FICA	PA	7000000028	8/1/2012	69.90
68533000	FICA	PA	7000000028	8/1/2012	67.29
68533000	FICA	PA	7000000028	8/1/2012	65.99
68533000	FICA	PA	7000000028	8/1/2012	111.00
68533000	FICA	PA	7000000028	8/1/2012	133.46
68533000	FICA	PA	7000000028	8/1/2012	2.99
68533000	FICA	PA	7000000028	8/1/2012	20.92
68533000	FICA	PA	7000000028	8/1/2012	78.59
68533000	FICA	PA	7000000028	8/1/2012	47.73
68533000	FICA	PA	7000000028	8/1/2012	137.25
68533000	FICA	PA	7000000028	8/1/2012	1,739.58
68533000	FICA	PA	7000000028	8/1/2012	6.21
68533000	FICA	PA	7000000028	8/1/2012	47.58
68535000	SUTA	PA	7000000028	8/1/2012	46.70
68535000	SUTA	PA	7000000028	8/1/2012	35.66
68535000	SUTA	PA	7000000028	8/1/2012	52.33
68545000	Utility Reg Assessme	SH	9600000008	8/1/2012	9,438.11
71521000	M&J Expenses	SA	100000833	8/1/2012	(43.24)
81010000	Interest LTD	SA	100001010	8/1/2012	268,125.00
81010000	Interest LTD	SA	100000833	8/1/2012	(449,584.59)
81015000	Interest LTD Interco	SA	100000833	8/1/2012	(2,497,653.26)
81020000	Div Decl P/S w/ MRR	SA	100000833	8/1/2012	(63,525.00)
81315000	Interest STD Interco	SA	100001040	8/1/2012	3,241.92
81815000	Interest Income I/C	SA	100001040	8/1/2012	(3,241.92)
40111000	Res Sales Billed	ZA	9400000081	8/2/2012	(66.46)
40111000	Res Sales Billed	ZA	9400000081	8/2/2012	44.85
40111000	Res Sales Billed	ZA	9400000081	8/2/2012	(185,250.71)
40121000	Com Sales Billed	ZA	9400000081	8/2/2012	(34.77)
40121000	Com Sales Billed	ZA	9400000081	8/2/2012	(167,191.00)
40145000	Priv Fire Billed	ZA	9400000081	8/2/2012	(8,984.11)
40151000	Publ Auth Billed	ZA	9400000081	8/2/2012	(941.92)
40211000	Dom WW Svc Billed	ZA	9400000081	8/2/2012	(85.82)
40221000	Com WW Svc Billed	ZA	9400000081	8/2/2012	(34.54)
40310400	OthRev-NSF Ck Chrg	ZA	9400000081	8/2/2012	(48.00)
40310500	OthRev-Appl/InitFee	ZA	9400000081	8/2/2012	(26.00)
40310500	OthRev-Appl/InitFee	ZA	9400000081	8/2/2012	(3,510.00)
40310700	OthRev-Reconnct Fee	ZA	9400000081	8/2/2012	(1,066.00)
57010000	Uncoll Accts Exp	ZA	9400000081	8/2/2012	(312.52)
40111000	Res Sales Billed	ZA	9400000082	8/3/2012	(25,727.42)
40111000	Res Sales Billed	ZA	9400000082	8/3/2012	(8.90)
40111000	Res Sales Billed	ZA	9400000082	8/3/2012	(218,630.27)
40121000	Com Sales Billed	ZA	9400000082	8/3/2012	(926.44)

Kentucky American Water Company  
Case No. 2012-00520  
Response to PSC DR1, Item 31

Account	Description	Doc Type	Document Number	Posting Date	Amount
40121000	Com Sales Billed	ZA	940000082	8/3/2012	(66,197.35)
40145000	Priv Fire Billed	ZA	940000082	8/3/2012	(91,913.87)
40151000	Publ Auth Billed	ZA	940000082	8/3/2012	(4,516.26)
40161000	Sls/Rsle Billed	ZA	940000082	8/3/2012	(16,579.11)
40211000	Dom WW Svc Billed	ZA	940000082	8/3/2012	92.73
40310400	OthRev-NSF Ck Chrg	ZA	940000082	8/3/2012	(180.00)
40310400	OthRev-NSF Ck Chrg	ZA	940000082	8/3/2012	(12.00)
40310500	OthRev-App/InitFee	ZA	940000082	8/3/2012	(26.00)
40310500	OthRev-App/InitFee	ZA	940000082	8/3/2012	(208.00)
40310500	OthRev-App/InitFee	ZA	940000082	8/3/2012	(1,170.00)
40310700	OthRev-Reconnct Fee	ZA	940000082	8/3/2012	(1,196.00)
51510000	Purchased Power	ZN	5000000322	8/3/2012	21.87
51510000	Purchased Power	ZN	5000000322	8/3/2012	2,935.90
51510000	Purchased Power	ZN	5000000322	8/3/2012	149.11
52532000	Electricity	ZN	5000000322	8/3/2012	45.51
52532000	Electricity	ZN	5000000322	8/3/2012	75.89
52532000	Electricity	ZN	5000000322	8/3/2012	26.48
52532000	Electricity	ZN	5000000322	8/3/2012	51.84
52532000	Electricity	ZN	5000000322	8/3/2012	22.18
52532000	Electricity	ZN	5000000322	8/3/2012	48.09
52532000	Electricity	ZN	5000000322	8/3/2012	33.84
52532000	Electricity	ZN	5000000322	8/3/2012	113.55
52532000	Electricity	ZN	5000000322	8/3/2012	41.03
52532000	Electricity	ZN	5000000322	8/3/2012	33.33
52532000	Electricity	ZN	5000000322	8/3/2012	21.36
52532000	Electricity	ZN	5000000323	8/3/2012	20.06
52532000	Electricity	ZN	5000000323	8/3/2012	46.14
52548000	Heating Oil/Gas	ZN	5000000323	8/3/2012	64.30
57010000	Uncoll Accts Exp	ZA	940000082	8/3/2012	(520.41)
40111000	Res Sales Billed	ZA	940000083	8/6/2012	(219,598.96)
40111000	Res Sales Billed	ZA	940000083	8/6/2012	(11,019.42)
40111000	Res Sales Billed	ZA	940000083	8/6/2012	(13,436.56)
40121000	Com Sales Billed	ZA	940000083	8/6/2012	(228,106.22)
40121000	Com Sales Billed	ZA	940000083	8/6/2012	(909.83)
40121000	Com Sales Billed	ZA	940000083	8/6/2012	(5,695.99)
40131000	Ind Sales Billed	ZA	940000083	8/6/2012	(27,032.69)
40131000	Ind Sales Billed	ZA	940000083	8/6/2012	(326.40)
40145000	Priv Fire Billed	ZA	940000083	8/6/2012	(4,444.70)
40151000	Publ Auth Billed	ZA	940000083	8/6/2012	(121,400.72)
40151000	Publ Auth Billed	ZA	940000083	8/6/2012	(227.09)
40161000	Sls/Rsle Billed	ZA	940000083	8/6/2012	(54,133.28)
40211000	Dom WW Svc Billed	ZA	940000083	8/6/2012	(2.47)
40211000	Dom WW Svc Billed	ZA	940000083	8/6/2012	(13,972.72)
40221000	Com WW Svc Billed	ZA	940000083	8/6/2012	(6,537.92)
40251000	PubAuth WW Billed	ZA	940000083	8/6/2012	(271.20)
40310400	OthRev-NSF Ck Chrg	ZA	940000083	8/6/2012	(108.00)
40310500	OthRev-App/InitFee	ZA	940000083	8/6/2012	(7,722.00)
40310500	OthRev-App/InitFee	ZA	940000083	8/6/2012	(182.00)
40310500	OthRev-App/InitFee	ZA	940000083	8/6/2012	(312.00)
40310700	OthRev-Reconnct Fee	ZA	940000083	8/6/2012	(2,054.00)
40310700	OthRev-Reconnct Fee	ZA	940000083	8/6/2012	(208.00)
53150000	Contr Svc-Other	KR	5000000324	8/6/2012	64.93
53150000	Contr Svc-Other	KR	5000000324	8/6/2012	2,449.80
57010000	Uncoll Accts Exp	ZA	940000083	8/6/2012	(77.59)
40111000	Res Sales Billed	ZA	940000084	8/7/2012	300.34
40111000	Res Sales Billed	ZA	940000085	8/7/2012	(80.46)
40111000	Res Sales Billed	ZA	940000085	8/7/2012	(184,822.91)
40121000	Com Sales Billed	ZA	940000085	8/7/2012	(333,449.21)
40131000	Ind Sales Billed	ZA	940000085	8/7/2012	(131,881.43)
40145000	Priv Fire Billed	ZA	940000085	8/7/2012	(6,630.81)
40151000	Publ Auth Billed	ZA	940000085	8/7/2012	(411,964.14)
40161000	Sls/Rsle Billed	ZA	940000085	8/7/2012	(220,061.19)
40310400	OthRev-NSF Ck Chrg	ZA	940000085	8/7/2012	(12.00)
40310500	OthRev-App/InitFee	ZA	940000085	8/7/2012	(2,236.00)
40310700	OthRev-Reconnct Fee	ZA	940000085	8/7/2012	(884.00)
52000000	M&S Expense (O&M)	WA	5000000336	8/7/2012	8.76
52000000	M&S Expense (O&M)	WA	5000000336	8/7/2012	27.30
52000000	M&S Expense (O&M)	WA	5000000336	8/7/2012	23.70
52000000	M&S Expense (O&M)	WA	5000000336	8/7/2012	7.10
52000000	M&S Expense (O&M)	WA	5000000336	8/7/2012	81.52
52000000	M&S Expense (O&M)	WA	5000000336	8/7/2012	51.62
52000000	M&S Expense (O&M)	WA	5000000336	8/7/2012	47.71
52000000	M&S Expense (O&M)	WA	5000000339	8/7/2012	2.92
52000000	M&S Expense (O&M)	WA	5000000340	8/7/2012	(2.92)
52000000	M&S Expense (O&M)	WA	5000000341	8/7/2012	19.67
52000000	M&S Expense (O&M)	WA	5000000342	8/7/2012	(19.67)
57010000	Uncoll Accts Exp	ZA	940000085	8/7/2012	(80.47)

Kentucky American Water Company  
Case No. 2012-00520  
Response to PSC DR1, Item 31

Account	Description	Doc Type	Document Number	Posting Date	Amount
40111000	Res Sales Billed	ZA	9400000166	8/8/2012	(58.56)
40111000	Res Sales Billed	ZA	9400000166	8/8/2012	(5.17)
40111000	Res Sales Billed	ZA	9400000166	8/8/2012	(215,141.06)
40121000	Com Sales Billed	ZA	9400000166	8/8/2012	(87,725.37)
40131000	Ind Sales Billed	ZA	9400000166	8/8/2012	(11,307.65)
40145000	Priv Fire Billed	ZA	9400000166	8/8/2012	(2,308.09)
40151000	Publ Auth Billed	ZA	9400000166	8/8/2012	(38,112.42)
40310400	OthRev-NSF Ck Chrg	ZA	9400000166	8/8/2012	(180.00)
40310500	OthRev-Appl/InitFee	ZA	9400000166	8/8/2012	(52.00)
40310500	OthRev-Appl/InitFee	ZA	9400000166	8/8/2012	(3,952.00)
40310700	OthRev-Reconnct Fee	ZA	9400000166	8/8/2012	(2,366.00)
52000000	M&S Expense (O&M)	WA	5000000351	8/8/2012	121.50
52000000	M&S Expense (O&M)	WA	5000000352	8/8/2012	(121.50)
52000000	M&S Expense (O&M)	WA	5000000352	8/8/2012	(121.50)
52000000	M&S Expense (O&M)	KR	5000000353	8/8/2012	2,279.00
52000000	M&S Expense (O&M)	KR	5000000354	8/8/2012	38.34
52000000	M&S Expense (O&M)	KR	5000000354	8/8/2012	355.95
52000000	M&S Expense (O&M)	KR	5000000354	8/8/2012	58.30
52000000	M&S Expense (O&M)	WA	5000000355	8/8/2012	79.38
52000000	M&S Expense (O&M)	KR	5000000358	8/8/2012	505.84
52562500	Overnight Shippng	KR	5000000359	8/8/2012	88.63
52578000	Trash Removal	KR	5000000357	8/8/2012	459.71
53150000	Contr Svc-Other	KR	5000000353	8/8/2012	1,625.00
53150000	Contr Svc-Other	KR	5000000354	8/8/2012	376.20
53150000	Contr Svc-Other	KR	5000000354	8/8/2012	307.80
53150000	Contr Svc-Other	KR	5000000354	8/8/2012	578.70
53150000	Contr Svc-Other	KR	5000000354	8/8/2012	416.25
57010000	Uncoll Accts Exp	ZA	9400000166	8/8/2012	(76.67)
57010000	Uncoll Accts Exp	ZA	9400000166	8/8/2012	(111.49)
40111000	Res Sales Billed	ZA	9400000167	8/9/2012	(12.12)
40111000	Res Sales Billed	ZA	9400000167	8/9/2012	(8.90)
40111000	Res Sales Billed	ZA	9400000167	8/9/2012	(141,769.54)
40121000	Com Sales Billed	ZA	9400000167	8/9/2012	(61,034.47)
40131000	Ind Sales Billed	ZA	9400000167	8/9/2012	(13,662.37)
40145000	Priv Fire Billed	ZA	9400000167	8/9/2012	(4,116.19)
40151000	Publ Auth Billed	ZA	9400000167	8/9/2012	(1,853.71)
40310400	OthRev-NSF Ck Chrg	ZA	9400000167	8/9/2012	(96.00)
40310500	OthRev-Appl/InitFee	ZA	9400000167	8/9/2012	(78.00)
40310500	OthRev-Appl/InitFee	ZA	9400000167	8/9/2012	(2,132.00)
40310700	OthRev-Reconnct Fee	ZA	9400000167	8/9/2012	(884.00)
51110000	Waste Disposal	ZN	5000000478	8/9/2012	1,068.11
51510000	Purchased Power	ZN	5000000404	8/9/2012	58.34
51510000	Purchased Power	ZN	5000000404	8/9/2012	23.39
51510000	Purchased Power	ZN	5000000478	8/9/2012	69.05
51510000	Purchased Power	ZN	5000000478	8/9/2012	786.48
51510000	Purchased Power	ZN	5000000478	8/9/2012	31,180.58
51510000	Purchased Power	ZN	5000000478	8/9/2012	4,136.36
51510000	Purchased Power	ZN	5000000478	8/9/2012	1,943.72
51510000	Purchased Power	ZN	5000000478	8/9/2012	880.11
51510000	Purchased Power	ZN	5000000478	8/9/2012	908.53
51510000	Purchased Power	ZN	5000000478	8/9/2012	5,226.04
51510000	Purchased Power	ZN	5000000478	8/9/2012	215.29
51510000	Purchased Power	ZN	5000000485	8/9/2012	251,885.65
52000000	M&S Expense (O&M)	WA	5000000400	8/9/2012	734.57
52000000	M&S Expense (O&M)	WA	5000000400	8/9/2012	34.89
52000000	M&S Expense (O&M)	WA	5000000400	8/9/2012	41.12
52000000	M&S Expense (O&M)	WA	5000000400	8/9/2012	86.08
52500000	Misc Expense (O&M)	WE	5000000419	8/9/2012	5,281.45
52500000	Misc Expense (O&M)	WE	5000000419	8/9/2012	1,154.34
52527000	Directors Fees	ZF	5000000395	8/9/2012	50.00
52527000	Directors Fees	ZF	5000000396	8/9/2012	50.00
52527000	Directors Fees	ZF	5000000401	8/9/2012	53.00
52532000	Electricity	ZN	5000000404	8/9/2012	26.05
52532000	Electricity	ZN	5000000478	8/9/2012	11.14
52532000	Electricity	ZN	5000000478	8/9/2012	20.64
52532000	Electricity	ZN	5000000478	8/9/2012	25.60
52532000	Electricity	ZN	5000000478	8/9/2012	560.45
52532000	Electricity	ZN	5000000478	8/9/2012	544.23
52548000	Heating Oil/Gas	ZN	5000000478	8/9/2012	587.85
57010000	Uncoll Accts Exp	ZA	9400000167	8/9/2012	(76.93)
57010000	Uncoll Accts Exp	ZA	9400000167	8/9/2012	(429.90)
40111000	Res Sales Billed	ZA	9400000168	8/10/2012	(17,218.12)
40111000	Res Sales Billed	ZA	9400000168	8/10/2012	(21.78)
40111000	Res Sales Billed	ZA	9400000168	8/10/2012	(140,699.79)
40121000	Com Sales Billed	ZA	9400000168	8/10/2012	(338.24)
40121000	Com Sales Billed	ZA	9400000168	8/10/2012	(73,117.76)
40131000	Ind Sales Billed	ZA	9400000168	8/10/2012	(29,387.92)



Kentucky American Water Company  
Case No. 2012-00520  
Response to PSC DR1, Item 31

Account	Description	Doc Type	Document Number	Posting Date	Amount
40145000	Priv Fire Billed	ZA	9400000168	8/10/2012	(8,351.47)
40151000	Publ Auth Billed	ZA	9400000168	8/10/2012	(2,115.78)
40151000	Publ Auth Billed	ZA	9400000168	8/10/2012	(3,493.93)
40171000	Misc Sales Billed	ZA	9400000168	8/10/2012	(3,677.88)
40221000	Com WW Svc Billed	ZA	9400000168	8/10/2012	(1,862.76)
40251000	PubAuth WW Billed	ZA	9400000168	8/10/2012	(155.28)
40310400	OthRev-NSF Ck Chrg	ZA	9400000168	8/10/2012	(144.00)
40310500	OthRev-Appl/InitFee	ZA	9400000168	8/10/2012	(26.00)
40310500	OthRev-Appl/InitFee	ZA	9400000168	8/10/2012	(2,782.00)
40310700	OthRev-Reconnct Fee	ZA	9400000168	8/10/2012	(520.00)
50100000	Labor Expense	PA	7000000000	8/10/2012	413.76
50100000	Labor Expense	PA	7000000000	8/10/2012	2,123.96
50100000	Labor Expense	PA	7000000000	8/10/2012	2,185.60
50100000	Labor Expense	PA	7000000000	8/10/2012	253.78
50100000	Labor Expense	PA	7000000000	8/10/2012	1,547.52
50100000	Labor Expense	PA	7000000000	8/10/2012	386.88
50100000	Labor Expense	PA	7000000000	8/10/2012	1,077.70
50100000	Labor Expense	PA	7000000000	8/10/2012	245.40
50100000	Labor Expense	PA	7000000000	8/10/2012	245.40
50100000	Labor Expense	PA	7000000000	8/10/2012	1,158.88
50100000	Labor Expense	PA	7000000000	8/10/2012	166.48
50100000	Labor Expense	PA	7000000000	8/10/2012	839.44
50100000	Labor Expense	PA	7000000000	8/10/2012	1,132.40
50100000	Labor Expense	PA	7000000000	8/10/2012	670.78
50100000	Labor Expense	PA	7000000000	8/10/2012	41.62
50100000	Labor Expense	PA	7000000000	8/10/2012	426.40
50100000	Labor Expense	PA	7000000000	8/10/2012	6,816.50
50100000	Labor Expense	PA	7000000000	8/10/2012	1,304.56
50100000	Labor Expense	PA	7000000000	8/10/2012	619.88
50100000	Labor Expense	PA	7000000000	8/10/2012	516.72
50100000	Labor Expense	PA	7000000000	8/10/2012	344.48
50100000	Labor Expense	PA	7000000000	8/10/2012	552.96
50100000	Labor Expense	PA	7000000000	8/10/2012	736.80
50100000	Labor Expense	PA	7000000000	8/10/2012	3,404.86
50100000	Labor Expense	PA	7000000000	8/10/2012	842.40
50100000	Labor Expense	PA	7000000000	8/10/2012	1,662.40
50100000	Labor Expense	PA	7000000000	8/10/2012	280.00
50100000	Labor Expense	PA	7000000000	8/10/2012	2,189.40
50100000	Labor Expense	PA	7000000000	8/10/2012	1,608.00
50100000	Labor Expense	PA	7000000000	8/10/2012	812.50
50100000	Labor Expense	PA	7000000000	8/10/2012	165.69
50100000	Labor Expense	PA	7000000000	8/10/2012	1,626.40
50100000	Labor Expense	PA	7000000000	8/10/2012	7,845.13
50100000	Labor Expense	PA	7000000000	8/10/2012	7,252.12
50100000	Labor Expense	PA	7000000000	8/10/2012	18,592.57
50100000	Labor Expense	PA	7000000000	8/10/2012	1,036.80
50100000	Labor Expense	PA	7000000000	8/10/2012	8,939.43
50100000	Labor Expense	PA	7000000000	8/10/2012	3,994.33
50100000	Labor Expense	PA	7000000000	8/10/2012	4,134.00
50100000	Labor Expense	PA	7000000000	8/10/2012	6,486.48
50100000	Labor Expense	PA	7000000000	8/10/2012	2,076.17
50100000	Labor Expense	PA	7000000000	8/10/2012	39,184.30
50100000	Labor Expense	PA	7000000000	8/10/2012	123.95
50100000	Labor Expense	PA	7000000000	8/10/2012	670.16
50100000	Labor Expense	PA	7000000000	8/10/2012	15,476.40
50100000	Labor Expense	PA	7000000000	8/10/2012	8,091.90
50100000	Labor Expense	PA	7000000000	8/10/2012	1,283.52
50100000	Labor Expense	PA	7000000000	8/10/2012	1,586.34
50100000	Labor Expense	PA	7000000000	8/10/2012	1,230.88
50100000	Labor Expense	PA	7000000000	8/10/2012	881.00
50100000	Labor Expense	PA	7000000000	8/10/2012	35,269.26
50100000	Labor Expense	PA	7000000000	8/10/2012	502.07
50100000	Labor Expense	PA	7000000000	8/10/2012	149.78
50100000	Labor Expense	PA	7000000000	8/10/2012	1,468.40
50100000	Labor Expense	PA	7000000000	8/10/2012	851.52
50100000	Labor Expense	PA	7000000000	8/10/2012	1,064.40
50100000	Labor Expense	PA	7000000000	8/10/2012	3,257.20
50100000	Labor Expense	PA	7000000000	8/10/2012	1,087.20
50100000	Labor Expense	PA	7000000000	8/10/2012	12,304.76
50100000	Labor Expense	PA	7000000000	8/10/2012	3,312.00
50100000	Labor Expense	PA	7000000000	8/10/2012	545.40
50100000	Labor Expense	PA	7000000000	8/10/2012	942.48
50100000	Labor Expense	PA	7000000000	8/10/2012	11,534.06
50100000	Labor Expense	PA	7000000000	8/10/2012	532.32
50100000	Labor Expense	PA	7000000000	8/10/2012	218.68
50100000	Labor Expense	PA	7000000000	8/10/2012	494.97
50100000	Labor Expense	PA	7000000000	8/10/2012	2,441.40

Kentucky American Water Company  
Case No. 2012-00520  
Response to PSC DR1, Item 31

Account	Description	Doc Type	Document Number	Posting Date	Amount
50100000	Labor Expense	PA	7000000000	8/10/2012	3,233.43
50100000	Labor Expense	PA	7000000000	8/10/2012	12.09
50100000	Labor Expense	PA	7000000000	8/10/2012	6,791.12
50100000	Labor Expense	PA	7000000000	8/10/2012	13,662.61
50100000	Labor Expense	PA	7000000000	8/10/2012	1,424.34
50100000	Labor Expense	PA	7000000000	8/10/2012	2,375.06
50100000	Labor Expense	PA	7000000000	8/10/2012	5,018.35
50100000	Labor Expense	PA	7000000015	8/10/2012	670.34
50109900	Labor Cap Credits	UZ	2000000002	8/10/2012	(344.48)
50109900	Labor Cap Credits	UZ	2000000001	8/10/2012	(2,441.40)
50109900	Labor Cap Credits	UZ	2000000001	8/10/2012	(516.72)
50109900	Labor Cap Credits	UZ	2000000001	8/10/2012	(245.40)
50109900	Labor Cap Credits	UZ	2000000001	8/10/2012	(245.40)
50109900	Labor Cap Credits	UZ	2000000001	8/10/2012	(1,036.80)
50109900	Labor Cap Credits	UZ	2000000001	8/10/2012	(881.00)
50109900	Labor Cap Credits	UZ	2000000001	8/10/2012	(1,230.88)
50109900	Labor Cap Credits	UZ	2000000001	8/10/2012	(812.50)
50109900	Labor Cap Credits	UZ	2000000002	8/10/2012	(1,283.52)
50109900	Labor Cap Credits	UZ	2000000001	8/10/2012	(6,791.12)
50109900	Labor Cap Credits	UZ	2000000001	8/10/2012	(165.69)
50109900	Labor Cap Credits	UZ	2000000002	8/10/2012	(149.78)
50109900	Labor Cap Credits	UZ	2000000001	8/10/2012	(502.07)
50109900	Labor Cap Credits	UZ	2000000002	8/10/2012	(736.80)
50109900	Labor Cap Credits	UZ	2000000001	8/10/2012	(3,312.00)
50109900	Labor Cap Credits	UZ	2000000002	8/10/2012	(2,375.06)
50109900	Labor Cap Credits	UZ	2000000001	8/10/2012	(552.96)
50109900	Labor Cap Credits	UZ	2000000002	8/10/2012	(545.40)
50109900	Labor Cap Credits	UZ	2000000002	8/10/2012	(1,424.34)
50109900	Labor Cap Credits	UZ	2000000002	8/10/2012	(3,233.43)
50109900	Labor Cap Credits	UZ	2000000002	8/10/2012	(12.09)
50109900	Labor Cap Credits	UZ	2000000001	8/10/2012	(386.88)
50109900	Labor Cap Credits	UZ	2000000002	8/10/2012	(494.97)
50109900	Labor Cap Credits	UZ	2000000001	8/10/2012	(218.68)
50109900	Labor Cap Credits	UZ	2000000002	8/10/2012	(166.48)
50109900	Labor Cap Credits	UZ	2000000002	8/10/2012	(670.78)
50109900	Labor Cap Credits	UZ	2000000001	8/10/2012	(41.62)
50109900	Labor Cap Credits	UZ	2000000001	8/10/2012	(1,547.52)
50110000	Labor NS OT -Natural	PA	7000000000	8/10/2012	180.51
50110000	Labor NS OT -Natural	PA	7000000000	8/10/2012	277.13
50110000	Labor NS OT -Natural	PA	7000000000	8/10/2012	90.65
50110000	Labor NS OT -Natural	PA	7000000000	8/10/2012	69.08
50110000	Labor NS OT -Natural	PA	7000000000	8/10/2012	352.29
50110000	Labor NS OT -Natural	PA	7000000000	8/10/2012	259.44
50110000	Labor NS OT -Natural	PA	7000000000	8/10/2012	210.00
50110000	Labor NS OT -Natural	PA	7000000000	8/10/2012	300.80
50110000	Labor NS OT -Natural	PA	7000000000	8/10/2012	115.52
50110000	Labor NS OT -Natural	PA	7000000000	8/10/2012	69.34
50110000	Labor NS OT -Natural	PA	7000000000	8/10/2012	64.74
50110000	Labor NS OT -Natural	PA	7000000000	8/10/2012	60.00
50110000	Labor NS OT -Natural	PA	7000000000	8/10/2012	128.64
50110000	Labor NS OT -Natural	PA	7000000000	8/10/2012	141.74
50110000	Labor NS OT -Natural	PA	7000000000	8/10/2012	1,844.31
50110000	Labor NS OT -Natural	PA	7000000000	8/10/2012	64.13
50110000	Labor NS OT -Natural	PA	7000000000	8/10/2012	93.56
50110000	Labor NS OT -Natural	PA	7000000000	8/10/2012	155.75
50110000	Labor NS OT -Natural	PA	7000000000	8/10/2012	147.42
50110000	Labor NS OT -Natural	PA	7000000000	8/10/2012	713.38
50110000	Labor NS OT -Natural	PA	7000000000	8/10/2012	505.65
50110000	Labor NS OT -Natural	PA	7000000000	8/10/2012	1,967.90
50110000	Labor NS OT -Natural	PA	7000000000	8/10/2012	2,089.92
50110000	Labor NS OT -Natural	PA	7000000000	8/10/2012	6,082.36
50110000	Labor NS OT -Natural	PA	7000000000	8/10/2012	5,417.95
50110000	Labor NS OT -Natural	PA	7000000000	8/10/2012	1,900.60
50110000	Labor NS OT -Natural	PA	7000000000	8/10/2012	238.88
50110000	Labor NS OT -Natural	PA	7000000000	8/10/2012	779.05
50110000	Labor NS OT -Natural	PA	7000000000	8/10/2012	18.00
50110000	Labor NS OT -Natural	PA	7000000000	8/10/2012	161.48
50119900	LaborNSOT CapCredits	UZ	2000000002	8/10/2012	(352.29)
50119900	LaborNSOT CapCredits	UZ	2000000002	8/10/2012	(69.08)
50119900	LaborNSOT CapCredits	UZ	2000000001	8/10/2012	(238.88)
50119900	LaborNSOT CapCredits	UZ	2000000001	8/10/2012	(64.13)
50119900	LaborNSOT CapCredits	UZ	2000000001	8/10/2012	(155.75)
50119900	LaborNSOT CapCredits	UZ	2000000001	8/10/2012	(141.74)
50119900	LaborNSOT CapCredits	UZ	2000000001	8/10/2012	(180.51)
50120000	Labor OT - Natural	PA	7000000000	8/10/2012	24.17
50421000	401k Expense	PA	7000000000	8/10/2012	10.16
50421000	401k Expense	PA	7000000000	8/10/2012	38.72

Kentucky American Water Company  
Case No. 2012-00520  
Response to PSC DR1, Item 31

Account	Description	Doc Type	Document Number	Posting Date	Amount
50421000	401k Expense	PA	7000000000	8/10/2012	9.65
50421000	401k Expense	PA	7000000000	8/10/2012	87.43
50421000	401k Expense	PA	7000000000	8/10/2012	2.22
50421000	401k Expense	PA	7000000000	8/10/2012	24.88
50421000	401k Expense	PA	7000000000	8/10/2012	26.69
50421000	401k Expense	PA	7000000000	8/10/2012	13.01
50421000	401k Expense	PA	7000000000	8/10/2012	2.16
50421000	401k Expense	PA	7000000000	8/10/2012	6.48
50421000	401k Expense	PA	7000000000	8/10/2012	10.80
50421000	401k Expense	PA	7000000000	8/10/2012	10.26
50421000	401k Expense	PA	7000000000	8/10/2012	0.54
50421000	401k Expense	PA	7000000000	8/10/2012	6.48
50421000	401k Expense	PA	7000000000	8/10/2012	378.43
50421000	401k Expense	PA	7000000000	8/10/2012	13.70
50421000	401k Expense	PA	7000000000	8/10/2012	16.76
50421000	401k Expense	PA	7000000000	8/10/2012	415.76
50421000	401k Expense	PA	7000000000	8/10/2012	90.40
50421000	401k Expense	PA	7000000000	8/10/2012	93.61
50421000	401k Expense	PA	7000000000	8/10/2012	2.59
50421000	401k Expense	PA	7000000000	8/10/2012	11.54
50421000	401k Expense	PA	7000000000	8/10/2012	1.72
50421000	401k Expense	PA	7000000000	8/10/2012	41.90
50421000	401k Expense	PA	7000000000	8/10/2012	60.56
50421000	401k Expense	PA	7000000000	8/10/2012	107.14
50421000	401k Expense	PA	7000000000	8/10/2012	6.44
50421000	401k Expense	PA	7000000000	8/10/2012	7.00
50421000	401k Expense	PA	7000000000	8/10/2012	57.61
50421000	401k Expense	PA	7000000000	8/10/2012	23.72
50421000	401k Expense	PA	7000000000	8/10/2012	24.03
50421000	401k Expense	PA	7000000000	8/10/2012	64.24
50421000	401k Expense	PA	7000000000	8/10/2012	4.42
50421000	401k Expense	PA	7000000000	8/10/2012	6.63
50421000	401k Expense	PA	7000000000	8/10/2012	32.50
50421000	401k Expense	PA	7000000000	8/10/2012	192.48
50421000	401k Expense	PA	7000000000	8/10/2012	387.67
50421000	401k Expense	PA	7000000000	8/10/2012	25.92
50421000	401k Expense	PA	7000000000	8/10/2012	25.92
50421000	401k Expense	PA	7000000000	8/10/2012	43.05
50421000	401k Expense	PA	7000000000	8/10/2012	51.93
50421000	401k Expense	PA	7000000000	8/10/2012	50.34
50421000	401k Expense	PA	7000000000	8/10/2012	221.83
50421000	401k Expense	PA	7000000000	8/10/2012	4.95
50421000	401k Expense	PA	7000000000	8/10/2012	51.31
50421000	401k Expense	PA	7000000000	8/10/2012	355.24
50421000	401k Expense	PA	7000000000	8/10/2012	901.56
50421000	401k Expense	PA	7000000000	8/10/2012	11.49
50421000	401k Expense	PA	7000000000	8/10/2012	36.71
50421000	401k Expense	PA	7000000000	8/10/2012	150.81
50421000	401k Expense	PA	7000000000	8/10/2012	34.04
50421000	401k Expense	PA	7000000000	8/10/2012	42.60
50421000	401k Expense	PA	7000000000	8/10/2012	9.81
50421000	401k Expense	PA	7000000000	8/10/2012	9.81
50421000	401k Expense	PA	7000000000	8/10/2012	31.76
50421000	401k Expense	PA	7000000000	8/10/2012	105.72
50421000	401k Expense	PA	7000000000	8/10/2012	13.29
50421000	401k Expense	PA	7000000000	8/10/2012	7.42
50421000	401k Expense	PA	7000000000	8/10/2012	18.47
50421000	401k Expense	PA	7000000000	8/10/2012	57.30
50421000	401k Expense	PA	7000000000	8/10/2012	64.72
50421000	401k Expense	PA	7000000000	8/10/2012	664.12
50421000	401k Expense	PA	7000000000	8/10/2012	13.56
50421000	401k Expense	PA	7000000000	8/10/2012	27.20
50421000	401k Expense	PA	7000000000	8/10/2012	0.30
50421000	401k Expense	PA	7000000000	8/10/2012	238.42
50421000	401k Expense	PA	7000000000	8/10/2012	37.14
50421000	401k Expense	PA	7000000000	8/10/2012	63.47
50421000	401k Expense	PA	7000000000	8/10/2012	104.23
50421000	401k Expense	PA	7000000000	8/10/2012	160.67
50421000	401k Expense	PA	7000000000	8/10/2012	85.49
50421100	401k Exp Cap Credits	UZ	2000000001	8/10/2012	(1.72)
50421100	401k Exp Cap Credits	UZ	2000000001	8/10/2012	(64.72)
50421100	401k Exp Cap Credits	UZ	2000000002	8/10/2012	(2.59)
50421100	401k Exp Cap Credits	UZ	2000000001	8/10/2012	(9.81)
50421100	401k Exp Cap Credits	UZ	2000000001	8/10/2012	(9.81)
50421100	401k Exp Cap Credits	UZ	2000000001	8/10/2012	(25.92)
50421100	401k Exp Cap Credits	UZ	2000000002	8/10/2012	(11.54)
50421100	401k Exp Cap Credits	UZ	2000000002	8/10/2012	(25.92)

Kentucky American Water Company  
Case No. 2012-00520  
Response to PSC DR1, Item 31

Account	Description	Doc Type	Document Number	Posting Date	Amount
50421100	401k Exp Cap Credits	UZ	2000000001	8/10/2012	(32.50)
50421100	401k Exp Cap Credits	UZ	2000000001	8/10/2012	(51.31)
50421100	401k Exp Cap Credits	UZ	2000000001	8/10/2012	(238.42)
50421100	401k Exp Cap Credits	UZ	2000000002	8/10/2012	(2.22)
50421100	401k Exp Cap Credits	UZ	2000000002	8/10/2012	(6.63)
50421100	401k Exp Cap Credits	UZ	2000000001	8/10/2012	(11.49)
50421100	401k Exp Cap Credits	UZ	2000000001	8/10/2012	(4.42)
50421100	401k Exp Cap Credits	UZ	2000000001	8/10/2012	(60.56)
50421100	401k Exp Cap Credits	UZ	2000000002	8/10/2012	(63.47)
50421100	401k Exp Cap Credits	UZ	2000000002	8/10/2012	(6.44)
50421100	401k Exp Cap Credits	UZ	2000000001	8/10/2012	(37.14)
50421100	401k Exp Cap Credits	UZ	2000000001	8/10/2012	(43.05)
50421100	401k Exp Cap Credits	UZ	2000000001	8/10/2012	(0.30)
50421100	401k Exp Cap Credits	UZ	2000000002	8/10/2012	(9.65)
50421100	401k Exp Cap Credits	UZ	2000000001	8/10/2012	(18.47)
50421100	401k Exp Cap Credits	UZ	2000000001	8/10/2012	(7.42)
50421100	401k Exp Cap Credits	UZ	2000000002	8/10/2012	(2.16)
50421100	401k Exp Cap Credits	UZ	2000000001	8/10/2012	(10.26)
50421100	401k Exp Cap Credits	UZ	2000000001	8/10/2012	(0.54)
50421100	401k Exp Cap Credits	UZ	2000000002	8/10/2012	(38.72)
50422000	DCP Expense	PA	7000000000	8/10/2012	421.87
50422000	DCP Expense	PA	7000000000	8/10/2012	13.32
50422000	DCP Expense	PA	7000000000	8/10/2012	1,230.44
50422000	DCP Expense	PA	7000000000	8/10/2012	103.99
50422000	DCP Expense	PA	7000000000	8/10/2012	6.82
50422000	DCP Expense	PA	7000000000	8/10/2012	114.74
50422000	DCP Expense	PA	7000000000	8/10/2012	44.63
50422000	DCP Expense	PA	7000000000	8/10/2012	4.20
50422000	DCP Expense	PA	7000000000	8/10/2012	33.60
50422000	DCP Expense	PA	7000000000	8/10/2012	36.75
50422000	DCP Expense	PA	7000000000	8/10/2012	13.65
50422000	DCP Expense	PA	7000000000	8/10/2012	1.05
50422000	DCP Expense	PA	7000000000	8/10/2012	100.97
50422000	DCP Expense	PA	7000000000	8/10/2012	43.04
50422000	DCP Expense	PA	7000000000	8/10/2012	509.59
50422000	DCP Expense	PA	7000000000	8/10/2012	13.64
50422000	DCP Expense	PA	7000000000	8/10/2012	226.31
50422000	DCP Expense	PA	7000000000	8/10/2012	22.38
50422000	DCP Expense	PA	7000000000	8/10/2012	34.86
50422000	DCP Expense	PA	7000000000	8/10/2012	45.40
50422000	DCP Expense	PA	7000000000	8/10/2012	43.05
50422000	DCP Expense	PA	7000000000	8/10/2012	142.48
50422000	DCP Expense	PA	7000000000	8/10/2012	4.27
50422000	DCP Expense	PA	7000000000	8/10/2012	778.30
50422000	DCP Expense	PA	7000000000	8/10/2012	36.47
50422000	DCP Expense	PA	7000000000	8/10/2012	44.13
50422000	DCP Expense	PA	7000000000	8/10/2012	38.68
50422000	DCP Expense	PA	7000000000	8/10/2012	281.70
50422000	DCP Expense	PA	7000000000	8/10/2012	326.71
50422000	DCP Expense	PA	7000000000	8/10/2012	91.35
50422000	DCP Expense	PA	7000000000	8/10/2012	183.69
50422000	DCP Expense	PA	7000000000	8/10/2012	42.64
50422000	DCP Expense	PA	7000000000	8/10/2012	21.32
50422000	DCP Expense	PA	7000000000	8/10/2012	185.42
50422000	DCP Expense	PA	7000000000	8/10/2012	32.55
50422000	DCP Expense	PA	7000000000	8/10/2012	259.14
50422000	DCP Expense	PA	7000000000	8/10/2012	36.76
50422000	DCP Expense	PA	7000000000	8/10/2012	36.45
50422000	DCP Expense	PA	7000000000	8/10/2012	84.44
50422000	DCP Expense	PA	7000000000	8/10/2012	8.70
50422000	DCP Expense	PA	7000000000	8/10/2012	480.48
50422000	DCP Expense	PA	7000000000	8/10/2012	20.64
50422000	DCP Expense	PA	7000000000	8/10/2012	26.03
50422000	DCP Expense	PA	7000000000	8/10/2012	76.42
50422000	DCP Expense	PA	7000000000	8/10/2012	6.50
50422000	DCP Expense	PA	7000000000	8/10/2012	178.99
50422000	DCP Expense	PA	7000000000	8/10/2012	53.86
50422000	DCP Expense	PA	7000000000	8/10/2012	67.36
50422000	DCP Expense	PA	7000000000	8/10/2012	142.46
50422000	DCP Expense	PA	7000000000	8/10/2012	1.72
50422000	DCP Expense	PA	7000000000	8/10/2012	20.40
50422000	DCP Expense	PA	7000000000	8/10/2012	44.69
50422000	DCP Expense	PA	7000000000	8/10/2012	55.90
50422000	DCP Expense	PA	7000000000	8/10/2012	322.20
50422000	DCP Expense	PA	7000000000	8/10/2012	179.58
50422000	DCP Expense	PA	7000000000	8/10/2012	12.89
50422000	DCP Expense	PA	7000000000	8/10/2012	12.88

Kentucky American Water Company  
Case No. 2012-00520  
Response to PSC DR1, Item 31

Account	Description	Doc Type	Document Number	Posting Date	Amount
50422000	DCP Expense	PA	7000000000	8/10/2012	12.89
50422000	DCP Expense	PA	7000000000	8/10/2012	12.88
50422100	DCP Exp Cap Credits	UZ	2000000001	8/10/2012	(12.88)
50422100	DCP Exp Cap Credits	UZ	2000000002	8/10/2012	(12.89)
50422100	DCP Exp Cap Credits	UZ	2000000001	8/10/2012	(12.89)
50422100	DCP Exp Cap Credits	UZ	2000000001	8/10/2012	(12.88)
50422100	DCP Exp Cap Credits	UZ	2000000001	8/10/2012	(42.64)
50422100	DCP Exp Cap Credits	UZ	2000000001	8/10/2012	(67.36)
50422100	DCP Exp Cap Credits	UZ	2000000001	8/10/2012	(281.70)
50422100	DCP Exp Cap Credits	UZ	2000000001	8/10/2012	(1.72)
50422100	DCP Exp Cap Credits	UZ	2000000001	8/10/2012	(8.70)
50422100	DCP Exp Cap Credits	UZ	2000000001	8/10/2012	(20.40)
50422100	DCP Exp Cap Credits	UZ	2000000001	8/10/2012	(26.03)
50422100	DCP Exp Cap Credits	UZ	2000000001	8/10/2012	(38.68)
50422100	DCP Exp Cap Credits	UZ	2000000001	8/10/2012	(91.35)
50422100	DCP Exp Cap Credits	UZ	2000000001	8/10/2012	(76.42)
50422100	DCP Exp Cap Credits	UZ	2000000001	8/10/2012	(36.47)
50422100	DCP Exp Cap Credits	UZ	2000000002	8/10/2012	(20.64)
50422100	DCP Exp Cap Credits	UZ	2000000001	8/10/2012	(45.40)
50422100	DCP Exp Cap Credits	UZ	2000000001	8/10/2012	(21.32)
50422100	DCP Exp Cap Credits	UZ	2000000001	8/10/2012	(6.82)
50422100	DCP Exp Cap Credits	UZ	2000000001	8/10/2012	(4.20)
50422100	DCP Exp Cap Credits	UZ	2000000002	8/10/2012	(13.65)
50422100	DCP Exp Cap Credits	UZ	2000000001	8/10/2012	(1.05)
50550000	Group Insur Expense	PA	7000000000	8/10/2012	27.62
50550000	Group Insur Expense	PA	7000000000	8/10/2012	557.90
50550000	Group Insur Expense	PA	7000000000	8/10/2012	47.88
50550000	Group Insur Expense	PA	7000000000	8/10/2012	429.52
50550000	Group Insur Expense	PA	7000000000	8/10/2012	593.68
50550000	Group Insur Expense	PA	7000000000	8/10/2012	107.49
50550000	Group Insur Expense	PA	7000000000	8/10/2012	17.11
50550000	Group Insur Expense	PA	7000000000	8/10/2012	239.72
50550000	Group Insur Expense	PA	7000000000	8/10/2012	387.54
50550000	Group Insur Expense	PA	7000000000	8/10/2012	49.29
50550000	Group Insur Expense	PA	7000000000	8/10/2012	278.74
50550000	Group Insur Expense	PA	7000000000	8/10/2012	195.29
50550000	Group Insur Expense	PA	7000000000	8/10/2012	190.58
50550000	Group Insur Expense	PA	7000000000	8/10/2012	12.32
50550000	Group Insur Expense	PA	7000000000	8/10/2012	460.84
50550000	Group Insur Expense	PA	7000000000	8/10/2012	1,826.24
50550000	Group Insur Expense	PA	7000000000	8/10/2012	115.20
50550000	Group Insur Expense	PA	7000000000	8/10/2012	1,241.97
50550000	Group Insur Expense	PA	7000000000	8/10/2012	359.84
50550000	Group Insur Expense	PA	7000000000	8/10/2012	21.18
50550000	Group Insur Expense	PA	7000000000	8/10/2012	177.41
50550000	Group Insur Expense	PA	7000000000	8/10/2012	169.36
50550000	Group Insur Expense	PA	7000000000	8/10/2012	191.56
50550000	Group Insur Expense	PA	7000000000	8/10/2012	118.26
50550000	Group Insur Expense	PA	7000000000	8/10/2012	894.74
50550000	Group Insur Expense	PA	7000000000	8/10/2012	295.50
50550000	Group Insur Expense	PA	7000000000	8/10/2012	117.92
50550000	Group Insur Expense	PA	7000000000	8/10/2012	654.20
50550000	Group Insur Expense	PA	7000000000	8/10/2012	162.29
50550000	Group Insur Expense	PA	7000000000	8/10/2012	299.72
50550000	Group Insur Expense	PA	7000000000	8/10/2012	48.71
50550000	Group Insur Expense	PA	7000000000	8/10/2012	193.52
50550000	Group Insur Expense	PA	7000000000	8/10/2012	1,625.36
50550000	Group Insur Expense	PA	7000000000	8/10/2012	3,227.10
50550000	Group Insur Expense	PA	7000000000	8/10/2012	225.64
50550000	Group Insur Expense	PA	7000000000	8/10/2012	2,595.93
50550000	Group Insur Expense	PA	7000000000	8/10/2012	919.20
50550000	Group Insur Expense	PA	7000000000	8/10/2012	352.23
50550000	Group Insur Expense	PA	7000000000	8/10/2012	722.53
50550000	Group Insur Expense	PA	7000000000	8/10/2012	820.49
50550000	Group Insur Expense	PA	7000000000	8/10/2012	1,764.89
50550000	Group Insur Expense	PA	7000000000	8/10/2012	559.51
50550000	Group Insur Expense	PA	7000000000	8/10/2012	8,276.20
50550000	Group Insur Expense	PA	7000000000	8/10/2012	259.05
50550000	Group Insur Expense	PA	7000000000	8/10/2012	966.16
50550000	Group Insur Expense	PA	7000000000	8/10/2012	247.45
50550000	Group Insur Expense	PA	7000000000	8/10/2012	59.16
50550000	Group Insur Expense	PA	7000000000	8/10/2012	128.75
50550000	Group Insur Expense	PA	7000000000	8/10/2012	947.25
50550000	Group Insur Expense	PA	7000000000	8/10/2012	32.22
50550000	Group Insur Expense	PA	7000000000	8/10/2012	89.84
50550000	Group Insur Expense	PA	7000000000	8/10/2012	223.68
50550000	Group Insur Expense	PA	7000000000	8/10/2012	4,463.50

Kentucky American Water Company  
Case No. 2012-00520  
Response to PSC DR1, Item 31

Account	Description	Doc Type	Document Number	Posting Date	Amount
50550000	Group Insur Expense	PA	7000000000	8/10/2012	9,117.47
50550000	Group Insur Expense	PA	7000000000	8/10/2012	298.76
50550000	Group Insur Expense	PA	7000000000	8/10/2012	219.63
50550000	Group Insur Expense	PA	7000000000	8/10/2012	274.55
50550000	Group Insur Expense	PA	7000000000	8/10/2012	61.15
50550000	Group Insur Expense	PA	7000000000	8/10/2012	1,775.23
50550000	Group Insur Expense	PA	7000000000	8/10/2012	370.24
50550000	Group Insur Expense	PA	7000000000	8/10/2012	296.90
50550000	Group Insur Expense	PA	7000000000	8/10/2012	828.27
50550000	Group Insur Expense	PA	7000000000	8/10/2012	54.81
50550000	Group Insur Expense	PA	7000000000	8/10/2012	72.66
50550000	Group Insur Expense	PA	7000000000	8/10/2012	72.70
50550000	Group Insur Expense	PA	7000000000	8/10/2012	176.17
50550000	Group Insur Expense	PA	7000000000	8/10/2012	3,072.82
50550000	Group Insur Expense	PA	7000000000	8/10/2012	116.13
50550000	Group Insur Expense	PA	7000000000	8/10/2012	30.43
50550000	Group Insur Expense	PA	7000000000	8/10/2012	116.09
50550000	Group Insur Expense	PA	7000000000	8/10/2012	516.80
50550000	Group Insur Expense	PA	7000000000	8/10/2012	51.04
50550000	Group Insur Expense	PA	7000000000	8/10/2012	1,350.51
50550000	Group Insur Expense	PA	7000000000	8/10/2012	224.93
50550000	Group Insur Expense	PA	7000000000	8/10/2012	422.06
50550000	Group Insur Expense	PA	7000000000	8/10/2012	1,317.39
50550100	Group Ins Cap Credits	UZ	2000000001	8/10/2012	(118.26)
50550100	Group Ins Cap Credits	UZ	2000000001	8/10/2012	(516.80)
50550100	Group Ins Cap Credits	UZ	2000000001	8/10/2012	(177.41)
50550100	Group Ins Cap Credits	UZ	2000000002	8/10/2012	(72.66)
50550100	Group Ins Cap Credits	UZ	2000000001	8/10/2012	(72.70)
50550100	Group Ins Cap Credits	UZ	2000000001	8/10/2012	(225.64)
50550100	Group Ins Cap Credits	UZ	2000000001	8/10/2012	(223.68)
50550100	Group Ins Cap Credits	UZ	2000000002	8/10/2012	(247.45)
50550100	Group Ins Cap Credits	UZ	2000000001	8/10/2012	(193.52)
50550100	Group Ins Cap Credits	UZ	2000000002	8/10/2012	(89.84)
50550100	Group Ins Cap Credits	UZ	2000000001	8/10/2012	(1,350.51)
50550100	Group Ins Cap Credits	UZ	2000000002	8/10/2012	(17.11)
50550100	Group Ins Cap Credits	UZ	2000000001	8/10/2012	(48.71)
50550100	Group Ins Cap Credits	UZ	2000000001	8/10/2012	(59.16)
50550100	Group Ins Cap Credits	UZ	2000000001	8/10/2012	(128.75)
50550100	Group Ins Cap Credits	UZ	2000000001	8/10/2012	(191.56)
50550100	Group Ins Cap Credits	UZ	2000000001	8/10/2012	(828.27)
50550100	Group Ins Cap Credits	UZ	2000000002	8/10/2012	(422.06)
50550100	Group Ins Cap Credits	UZ	2000000001	8/10/2012	(169.36)
50550100	Group Ins Cap Credits	UZ	2000000001	8/10/2012	(54.81)
50550100	Group Ins Cap Credits	UZ	2000000001	8/10/2012	(224.93)
50550100	Group Ins Cap Credits	UZ	2000000002	8/10/2012	(722.53)
50550100	Group Ins Cap Credits	UZ	2000000001	8/10/2012	(51.04)
50550100	Group Ins Cap Credits	UZ	2000000002	8/10/2012	(107.49)
50550100	Group Ins Cap Credits	UZ	2000000001	8/10/2012	(116.09)
50550100	Group Ins Cap Credits	UZ	2000000001	8/10/2012	(30.43)
50550100	Group Ins Cap Credits	UZ	2000000001	8/10/2012	(49.29)
50550100	Group Ins Cap Credits	UZ	2000000001	8/10/2012	(190.58)
50550100	Group Ins Cap Credits	UZ	2000000002	8/10/2012	(12.32)
50550100	Group Ins Cap Credits	UZ	2000000002	8/10/2012	(429.52)
51510000	Purchased Power	ZN	5000000458	8/10/2012	838.35
51510000	Purchased Power	ZN	5000000458	8/10/2012	3,760.10
51510000	Purchased Power	ZN	5000000458	8/10/2012	53.78
51510000	Purchased Power	ZN	5000000458	8/10/2012	7,425.52
52000000	M&S Expense (O&M)	WA	5000000438	8/10/2012	2,080.99
52000000	M&S Expense (O&M)	WA	5000000439	8/10/2012	(468.01)
52000000	M&S Expense (O&M)	WA	5000000439	8/10/2012	(402.44)
52000000	M&S Expense (O&M)	WA	5000000439	8/10/2012	(44.63)
52000000	M&S Expense (O&M)	WA	5000000439	8/10/2012	(23.16)
52000000	M&S Expense (O&M)	WA	5000000440	8/10/2012	468.01
52000000	M&S Expense (O&M)	WA	5000000440	8/10/2012	402.44
52000000	M&S Expense (O&M)	WA	5000000440	8/10/2012	44.63
52000000	M&S Expense (O&M)	WA	5000000440	8/10/2012	23.16
52000000	M&S Expense (O&M)	WA	5000000441	8/10/2012	402.44
52000000	M&S Expense (O&M)	WA	5000000441	8/10/2012	44.63
52000000	M&S Expense (O&M)	WA	5000000441	8/10/2012	23.16
52000000	M&S Expense (O&M)	WA	5000000442	8/10/2012	(276.20)
52000000	M&S Expense (O&M)	WA	5000000442	8/10/2012	(81.25)
52000000	M&S Expense (O&M)	WA	5000000442	8/10/2012	(78.32)
52000000	M&S Expense (O&M)	WA	5000000442	8/10/2012	(150.76)
52000000	M&S Expense (O&M)	WA	5000000442	8/10/2012	(38.18)
52000000	M&S Expense (O&M)	WA	5000000442	8/10/2012	(118.05)
52000000	M&S Expense (O&M)	WA	5000000443	8/10/2012	(1,133.80)
52000000	M&S Expense (O&M)	WA	5000000444	8/10/2012	1,133.80

Kentucky American Water Company  
Case No. 2012-00520  
Response to PSC DR1, Item 31

Account	Description	Doc Type	Document Number	Posting Date	Amount
52000000	M&S Expense (O&M)	WA	5000000445	8/10/2012	195.71
52000000	M&S Expense (O&M)	WA	5000000445	8/10/2012	325.32
52000000	M&S Expense (O&M)	WA	5000000445	8/10/2012	178.52
52000000	M&S Expense (O&M)	WA	5000000445	8/10/2012	378.89
52000000	M&S Expense (O&M)	WA	5000000445	8/10/2012	48.82
52000000	M&S Expense (O&M)	WA	5000000445	8/10/2012	86.08
52000000	M&S Expense (O&M)	WA	5000000446	8/10/2012	1,120.47
52000000	M&S Expense (O&M)	WA	5000000446	8/10/2012	2,240.93
52000000	M&S Expense (O&M)	WA	5000000446	8/10/2012	2,012.52
52000000	M&S Expense (O&M)	WA	5000000461	8/10/2012	121.50
52000000	M&S Expense (O&M)	WA	5000000462	8/10/2012	1,120.47
52000000	M&S Expense (O&M)	WA	5000000462	8/10/2012	2,240.93
52000000	M&S Expense (O&M)	WA	5000000463	8/10/2012	753.82
52000000	M&S Expense (O&M)	WA	5000000463	8/10/2012	223.15
52000000	M&S Expense (O&M)	WA	5000000463	8/10/2012	406.65
52000000	M&S Expense (O&M)	WA	5000000464	8/10/2012	6,286.57
52000000	M&S Expense (O&M)	WA	5000000464	8/10/2012	6,842.57
52000000	M&S Expense (O&M)	WA	5000000465	8/10/2012	187.03
52000000	M&S Expense (O&M)	WA	5000000465	8/10/2012	490.81
52000000	M&S Expense (O&M)	WA	5000000465	8/10/2012	226.96
52000000	M&S Expense (O&M)	WA	5000000465	8/10/2012	89.64
52000000	M&S Expense (O&M)	WA	5000000465	8/10/2012	50.29
52000000	M&S Expense (O&M)	WA	5000000465	8/10/2012	5.37
52000000	M&S Expense (O&M)	WA	5000000465	8/10/2012	8.76
52000000	M&S Expense (O&M)	WA	5000000465	8/10/2012	33.04
52000000	M&S Expense (O&M)	UZ	2000000001	8/10/2012	(120.97)
52000000	M&S Expense (O&M)	UZ	2000000001	8/10/2012	(775.69)
52000000	M&S Expense (O&M)	UZ	2000000001	8/10/2012	512.64
52000000	M&S Expense (O&M)	UZ	2000000001	8/10/2012	425.60
52000000	M&S Expense (O&M)	UZ	2000000001	8/10/2012	(938.24)
52000000	M&S Expense (O&M)	UZ	2000000002	8/10/2012	(470.23)
52000000	M&S Expense (O&M)	UZ	2000000001	8/10/2012	(79.38)
52000000	M&S Expense (O&M)	UZ	2000000001	8/10/2012	350.06
52000000	M&S Expense (O&M)	UZ	2000000002	8/10/2012	392.70
52000000	M&S Expense (O&M)	UZ	2000000001	8/10/2012	(3,556.04)
52000000	M&S Expense (O&M)	UZ	2000000001	8/10/2012	(3,031.22)
52000000	M&S Expense (O&M)	UZ	2000000001	8/10/2012	121.50
52000000	M&S Expense (O&M)	UZ	2000000001	8/10/2012	1,255.30
52000000	M&S Expense (O&M)	UZ	2000000002	8/10/2012	(121.50)
52000000	M&S Expense (O&M)	UZ	2000000001	8/10/2012	(1,133.80)
52000000	M&S Expense (O&M)	UZ	2000000002	8/10/2012	(2,080.99)
52000000	M&S Expense (O&M)	UZ	2000000001	8/10/2012	(2,279.00)
52000000	M&S Expense (O&M)	UZ	2000000001	8/10/2012	(452.59)
52000000	M&S Expense (O&M)	UZ	2000000001	8/10/2012	(19.67)
52000000	M&S Expense (O&M)	UZ	2000000001	8/10/2012	19.67
52500000	Misc Expense (O&M)	UZ	2000000001	8/10/2012	(5,281.45)
52500000	Misc Expense (O&M)	UZ	2000000002	8/10/2012	(1,154.34)
52532000	Electricity	ZN	5000000458	8/10/2012	11.14
52532000	Electricity	ZN	5000000458	8/10/2012	32.94
52548000	Heating Oil/Gas	ZN	5000000458	8/10/2012	30.42
52574000	Telephone	ZC	9400000217	8/10/2012	74.16
52574000	Telephone	ZC	9400000217	8/10/2012	49.97
52574000	Telephone	ZC	9400000217	8/10/2012	773.38
52574000	Telephone	ZC	9400000217	8/10/2012	2,046.65
52574000	Telephone	ZC	9400000217	8/10/2012	797.55
52574000	Telephone	ZC	9400000220	8/10/2012	(17.72)
52574000	Telephone	ZC	9400000220	8/10/2012	(15.21)
52574000	Telephone	ZC	9400000220	8/10/2012	3,076.87
52574000	Telephone	ZC	9400000220	8/10/2012	586.80
52574000	Telephone	ZC	9400000220	8/10/2012	(18.25)
52574000	Telephone	ZC	9400000220	8/10/2012	293.40
52574000	Telephone	ZC	9400000220	8/10/2012	0.78
52574000	Telephone	ZC	9400000220	8/10/2012	334.25
52574000	Telephone	ZC	9400000220	8/10/2012	159.52
52574000	Telephone	ZC	9400000220	8/10/2012	50.02
52574000	Telephone	ZC	9400000221	8/10/2012	2,396.79
52574000	Telephone	ZC	9400000221	8/10/2012	26.38
52574000	Telephone	ZC	9400000221	8/10/2012	122.50
52574100	Cell Phone	ZC	9400000218	8/10/2012	214.13
52574100	Cell Phone	ZC	9400000218	8/10/2012	93.27
52574100	Cell Phone	ZC	9400000220	8/10/2012	132.06
52574100	Cell Phone	ZC	9400000220	8/10/2012	431.90
52574100	Cell Phone	ZC	9400000220	8/10/2012	70.91
52574100	Cell Phone	ZC	9400000220	8/10/2012	77.67
52574100	Cell Phone	ZC	9400000220	8/10/2012	2,346.65
52574100	Cell Phone	ZC	9400000220	8/10/2012	388.66
52574100	Cell Phone	ZC	9400000220	8/10/2012	65.39

Kentucky American Water Company  
Case No. 2012-00520  
Response to PSC DR1, Item 31

Account	Description	Doc Type	Document Number	Posting Date	Amount
52574100	Cell Phone	ZC	9400000220	8/10/2012	238.49
52574100	Cell Phone	ZC	9400000220	8/10/2012	276.64
52574100	Cell Phone	ZC	9400000220	8/10/2012	68.73
52574100	Cell Phone	ZC	9400000220	8/10/2012	911.28
52574100	Cell Phone	ZC	9400000220	8/10/2012	9.52
52574100	Cell Phone	ZC	9400000221	8/10/2012	91.17
53150000	Contr Svc-Other	UZ	2000000002	8/10/2012	(1,625.00)
53150000	Contr Svc-Other	UZ	2000000001	8/10/2012	(1,678.95)
55010500	Trans Reimb EE Prsnl	PA	7000000000	8/10/2012	499.50
57010000	Uncoll Accts Exp	ZA	9400000168	8/10/2012	(133.24)
57010000	Uncoll Accts Exp	ZA	9400000168	8/10/2012	(641.05)
68533000	FICA	PA	7000000000	8/10/2012	149.93
68533000	FICA	PA	7000000000	8/10/2012	28.90
68533000	FICA	PA	7000000000	8/10/2012	19.00
68533000	FICA	PA	7000000000	8/10/2012	156.76
68533000	FICA	PA	7000000000	8/10/2012	111.68
68533000	FICA	PA	7000000000	8/10/2012	27.96
68533000	FICA	PA	7000000000	8/10/2012	5.02
68533000	FICA	PA	7000000000	8/10/2012	85.68
68533000	FICA	PA	7000000000	8/10/2012	98.57
68533000	FICA	PA	7000000000	8/10/2012	11.96
68533000	FICA	PA	7000000000	8/10/2012	64.40
68533000	FICA	PA	7000000000	8/10/2012	83.48
68533000	FICA	PA	7000000000	8/10/2012	48.34
68533000	FICA	PA	7000000000	8/10/2012	3.00
68533000	FICA	PA	7000000000	8/10/2012	139.64
68533000	FICA	PA	7000000000	8/10/2012	16.96
68533000	FICA	PA	7000000000	8/10/2012	16.99
68533000	FICA	PA	7000000000	8/10/2012	30.90
68533000	FICA	PA	7000000000	8/10/2012	508.20
68533000	FICA	PA	7000000000	8/10/2012	99.20
68533000	FICA	PA	7000000000	8/10/2012	36.73
68533000	FICA	PA	7000000000	8/10/2012	24.50
68533000	FICA	PA	7000000000	8/10/2012	53.41
68533000	FICA	PA	7000000000	8/10/2012	50.53
68533000	FICA	PA	7000000000	8/10/2012	10.96
68533000	FICA	PA	7000000000	8/10/2012	251.91
68533000	FICA	PA	7000000000	8/10/2012	59.85
68533000	FICA	PA	7000000000	8/10/2012	19.56
68533000	FICA	PA	7000000000	8/10/2012	165.82
68533000	FICA	PA	7000000000	8/10/2012	44.91
68533000	FICA	PA	7000000000	8/10/2012	118.32
68533000	FICA	PA	7000000000	8/10/2012	11.83
68533000	FICA	PA	7000000000	8/10/2012	59.19
68533000	FICA	PA	7000000000	8/10/2012	936.86
68533000	FICA	PA	7000000000	8/10/2012	531.11
68533000	FICA	PA	7000000000	8/10/2012	874.28
68533000	FICA	PA	7000000000	8/10/2012	76.04
68533000	FICA	PA	7000000000	8/10/2012	796.24
68533000	FICA	PA	7000000000	8/10/2012	312.67
68533000	FICA	PA	7000000000	8/10/2012	299.32
68533000	FICA	PA	7000000000	8/10/2012	629.00
68533000	FICA	PA	7000000000	8/10/2012	150.35
68533000	FICA	PA	7000000000	8/10/2012	3,327.89
68533000	FICA	PA	7000000000	8/10/2012	148.14
68533000	FICA	PA	7000000000	8/10/2012	566.40
68533000	FICA	PA	7000000000	8/10/2012	9.46
68533000	FICA	PA	7000000000	8/10/2012	474.82
68533000	FICA	PA	7000000000	8/10/2012	597.28
68533000	FICA	PA	7000000000	8/10/2012	8.98
68533000	FICA	PA	7000000000	8/10/2012	96.86
68533000	FICA	PA	7000000000	8/10/2012	113.91
68533000	FICA	PA	7000000000	8/10/2012	90.58
68533000	FICA	PA	7000000000	8/10/2012	63.31
68533000	FICA	PA	7000000000	8/10/2012	1,494.68
68533000	FICA	PA	7000000000	8/10/2012	2,964.63
68533000	FICA	PA	7000000000	8/10/2012	36.36
68533000	FICA	PA	7000000000	8/10/2012	28.81
68533000	FICA	PA	7000000000	8/10/2012	183.79
68533000	FICA	PA	7000000000	8/10/2012	107.90
68533000	FICA	PA	7000000000	8/10/2012	61.66
68533000	FICA	PA	7000000000	8/10/2012	77.10
68533000	FICA	PA	7000000000	8/10/2012	241.73
68533000	FICA	PA	7000000000	8/10/2012	74.80
68533000	FICA	PA	7000000000	8/10/2012	241.46
68533000	FICA	PA	7000000000	8/10/2012	40.98
68533000	FICA	PA	7000000000	8/10/2012	69.43



Kentucky American Water Company  
Case No. 2012-00520  
Response to PSC DR1, Item 31

Account	Description	Doc Type	Document Number	Posting Date	Amount
68533000	FICA	PA	7000000000	8/10/2012	894.46
68533000	FICA	PA	7000000000	8/10/2012	525.64
68533000	FICA	PA	7000000000	8/10/2012	88.25
68533000	FICA	PA	7000000000	8/10/2012	38.98
68533000	FICA	PA	7000000000	8/10/2012	16.27
68533000	FICA	PA	7000000000	8/10/2012	36.06
68533000	FICA	PA	7000000000	8/10/2012	178.31
68533000	FICA	PA	7000000000	8/10/2012	13.92
68533000	FICA	PA	7000000000	8/10/2012	152.43
68533000	FICA	PA	7000000000	8/10/2012	504.61
68533000	FICA	PA	7000000015	8/10/2012	51.28
68533100	FICA Cap Credits	UZ	2000000002	8/10/2012	(24.50)
68533100	FICA Cap Credits	UZ	2000000001	8/10/2012	(178.31)
68533100	FICA Cap Credits	UZ	2000000002	8/10/2012	(36.73)
68533100	FICA Cap Credits	UZ	2000000002	8/10/2012	(16.96)
68533100	FICA Cap Credits	UZ	2000000001	8/10/2012	(16.99)
68533100	FICA Cap Credits	UZ	2000000001	8/10/2012	(76.04)
68533100	FICA Cap Credits	UZ	2000000002	8/10/2012	(63.31)
68533100	FICA Cap Credits	UZ	2000000001	8/10/2012	(90.58)
68533100	FICA Cap Credits	UZ	2000000001	8/10/2012	(59.19)
68533100	FICA Cap Credits	UZ	2000000001	8/10/2012	(96.86)
68533100	FICA Cap Credits	UZ	2000000001	8/10/2012	(525.64)
68533100	FICA Cap Credits	UZ	2000000001	8/10/2012	(5.02)
68533100	FICA Cap Credits	UZ	2000000002	8/10/2012	(11.83)
68533100	FICA Cap Credits	UZ	2000000001	8/10/2012	(28.81)
68533100	FICA Cap Credits	UZ	2000000001	8/10/2012	(36.36)
68533100	FICA Cap Credits	UZ	2000000001	8/10/2012	(53.41)
68533100	FICA Cap Credits	UZ	2000000001	8/10/2012	(241.46)
68533100	FICA Cap Credits	UZ	2000000002	8/10/2012	(152.43)
68533100	FICA Cap Credits	UZ	2000000001	8/10/2012	(50.53)
68533100	FICA Cap Credits	UZ	2000000002	8/10/2012	(40.98)
68533100	FICA Cap Credits	UZ	2000000001	8/10/2012	(88.25)
68533100	FICA Cap Credits	UZ	2000000002	8/10/2012	(183.79)
68533100	FICA Cap Credits	UZ	2000000001	8/10/2012	(13.92)
68533100	FICA Cap Credits	UZ	2000000001	8/10/2012	(27.96)
68533100	FICA Cap Credits	UZ	2000000001	8/10/2012	(36.06)
68533100	FICA Cap Credits	UZ	2000000001	8/10/2012	(16.27)
68533100	FICA Cap Credits	UZ	2000000002	8/10/2012	(11.96)
68533100	FICA Cap Credits	UZ	2000000001	8/10/2012	(48.34)
68533100	FICA Cap Credits	UZ	2000000002	8/10/2012	(3.00)
68533100	FICA Cap Credits	UZ	2000000001	8/10/2012	(111.68)
68535000	SUTA	PA	7000000000	8/10/2012	0.02
68535000	SUTA	PA	7000000000	8/10/2012	0.02
68535000	SUTA	PA	7000000000	8/10/2012	(0.02)
68535000	SUTA	PA	7000000000	8/10/2012	0.01
68535000	SUTA	PA	7000000000	8/10/2012	0.01
68535000	SUTA	PA	7000000000	8/10/2012	52.32
68535000	SUTA	PA	7000000000	8/10/2012	42.34
68535000	SUTA	PA	7000000000	8/10/2012	0.36
68535000	SUTA	PA	7000000000	8/10/2012	34.04
68535100	SUTA Cap Credits	UZ	2000000001	8/10/2012	0.02
88107000	CAP Move-CWIP	UZ	2000000003	8/10/2012	24.50
88107000	CAP Move-CWIP	UZ	2000000003	8/10/2012	118.26
88107000	CAP Move-CWIP	UZ	2000000003	8/10/2012	1.72
88107000	CAP Move-CWIP	UZ	2000000004	8/10/2012	344.48
88107000	CAP Move-CWIP	UZ	2000000003	8/10/2012	64.72
88107000	CAP Move-CWIP	UZ	2000000003	8/10/2012	120.97
88107000	CAP Move-CWIP	UZ	2000000003	8/10/2012	12.88
88107000	CAP Move-CWIP	UZ	2000000003	8/10/2012	516.80
88107000	CAP Move-CWIP	UZ	2000000003	8/10/2012	2,441.40
88107000	CAP Move-CWIP	UZ	2000000004	8/10/2012	775.69
88107000	CAP Move-CWIP	UZ	2000000004	8/10/2012	178.31
88107000	CAP Move-CWIP	UZ	2000000003	8/10/2012	470.23
88107000	CAP Move-CWIP	UZ	2000000003	8/10/2012	(425.60)
88107000	CAP Move-CWIP	UZ	2000000004	8/10/2012	(512.64)
88107000	CAP Move-CWIP	UZ	2000000004	8/10/2012	938.24
88107000	CAP Move-CWIP	UZ	2000000003	8/10/2012	516.72
88107000	CAP Move-CWIP	UZ	2000000003	8/10/2012	177.41
88107000	CAP Move-CWIP	UZ	2000000003	8/10/2012	2.59
88107000	CAP Move-CWIP	UZ	2000000004	8/10/2012	36.73
88107000	CAP Move-CWIP	UZ	2000000003	8/10/2012	9.81
88107000	CAP Move-CWIP	UZ	2000000003	8/10/2012	16.96
88107000	CAP Move-CWIP	UZ	2000000004	8/10/2012	72.66
88107000	CAP Move-CWIP	UZ	2000000004	8/10/2012	245.40
88107000	CAP Move-CWIP	UZ	2000000004	8/10/2012	12.89
88107000	CAP Move-CWIP	UZ	2000000003	8/10/2012	9.81
88107000	CAP Move-CWIP	UZ	2000000003	8/10/2012	12.89

Kentucky American Water Company  
Case No. 2012-00520  
Response to PSC DR1, Item 31

Account	Description	Doc Type	Document Number	Posting Date	Amount
88107000	CAP Move-CWIP	UZ	2000000003	8/10/2012	245.40
88107000	CAP Move-CWIP	UZ	2000000003	8/10/2012	16.99
88107000	CAP Move-CWIP	UZ	2000000003	8/10/2012	72.70
88107000	CAP Move-CWIP	UZ	2000000003	8/10/2012	75.28
88107000	CAP Move-CWIP	UZ	2000000003	8/10/2012	1,026.43
88107000	CAP Move-CWIP	UZ	2000000004	8/10/2012	25.66
88107000	CAP Move-CWIP	UZ	2000000004	8/10/2012	223.38
88107000	CAP Move-CWIP	UZ	2000000003	8/10/2012	79.38
88107000	CAP Move-CWIP	UZ	2000000003	8/10/2012	223.68
88107000	CAP Move-CWIP	UZ	2000000003	8/10/2012	11.54
88107000	CAP Move-CWIP	UZ	2000000003	8/10/2012	881.00
88107000	CAP Move-CWIP	UZ	2000000003	8/10/2012	12.88
88107000	CAP Move-CWIP	UZ	2000000004	8/10/2012	(392.70)
88107000	CAP Move-CWIP	UZ	2000000004	8/10/2012	63.31
88107000	CAP Move-CWIP	UZ	2000000004	8/10/2012	(350.06)
88107000	CAP Move-CWIP	UZ	2000000003	8/10/2012	90.58
88107000	CAP Move-CWIP	UZ	2000000003	8/10/2012	1,230.88
88107000	CAP Move-CWIP	UZ	2000000004	8/10/2012	247.45
88107000	CAP Move-CWIP	UZ	2000000004	8/10/2012	25.92
88107000	CAP Move-CWIP	UZ	2000000003	8/10/2012	3,031.22
88107000	CAP Move-CWIP	UZ	2000000003	8/10/2012	3,556.04
88107000	CAP Move-CWIP	UZ	2000000003	8/10/2012	32.50
88107000	CAP Move-CWIP	UZ	2000000003	8/10/2012	42.64
88107000	CAP Move-CWIP	UZ	2000000003	8/10/2012	59.19
88107000	CAP Move-CWIP	UZ	2000000003	8/10/2012	812.50
88107000	CAP Move-CWIP	UZ	2000000004	8/10/2012	193.52
88107000	CAP Move-CWIP	UZ	2000000003	8/10/2012	51.31
88107000	CAP Move-CWIP	UZ	2000000003	8/10/2012	89.84
88107000	CAP Move-CWIP	UZ	2000000004	8/10/2012	96.86
88107000	CAP Move-CWIP	UZ	2000000004	8/10/2012	1,283.52
88107000	CAP Move-CWIP	UZ	2000000004	8/10/2012	67.36
88107000	CAP Move-CWIP	UZ	2000000003	8/10/2012	(1,242.74)
88107000	CAP Move-CWIP	UZ	2000000004	8/10/2012	(120.28)
88107000	CAP Move-CWIP	UZ	2000000004	8/10/2012	120.28
88107000	CAP Move-CWIP	UZ	2000000003	8/10/2012	520.38
88107000	CAP Move-CWIP	UZ	2000000003	8/10/2012	278.88
88107000	CAP Move-CWIP	UZ	2000000003	8/10/2012	348.77
88107000	CAP Move-CWIP	UZ	2000000003	8/10/2012	1,337.00
88107000	CAP Move-CWIP	UZ	2000000003	8/10/2012	6,723.21
88107000	CAP Move-CWIP	UZ	2000000004	8/10/2012	236.04
88107000	CAP Move-CWIP	UZ	2000000003	8/10/2012	17.11
88107000	CAP Move-CWIP	UZ	2000000003	8/10/2012	1.72
88107000	CAP Move-CWIP	UZ	2000000003	8/10/2012	69.08
88107000	CAP Move-CWIP	UZ	2000000004	8/10/2012	2.22
88107000	CAP Move-CWIP	UZ	2000000004	8/10/2012	5.02
88107000	CAP Move-CWIP	UZ	2000000003	8/10/2012	6.63
88107000	CAP Move-CWIP	UZ	2000000003	8/10/2012	8.70
88107000	CAP Move-CWIP	UZ	2000000003	8/10/2012	11.83
88107000	CAP Move-CWIP	UZ	2000000004	8/10/2012	165.69
88107000	CAP Move-CWIP	UZ	2000000004	8/10/2012	48.71
88107000	CAP Move-CWIP	UZ	2000000003	8/10/2012	149.78
88107000	CAP Move-CWIP	UZ	2000000003	8/10/2012	238.88
88107000	CAP Move-CWIP	UZ	2000000003	8/10/2012	20.40
88107000	CAP Move-CWIP	UZ	2000000003	8/10/2012	59.16
88107000	CAP Move-CWIP	UZ	2000000003	8/10/2012	11.49
88107000	CAP Move-CWIP	UZ	2000000004	8/10/2012	28.81
88107000	CAP Move-CWIP	UZ	2000000003	8/10/2012	25.09
88107000	CAP Move-CWIP	UZ	2000000003	8/10/2012	346.43
88107000	CAP Move-CWIP	UZ	2000000003	8/10/2012	17.96
88107000	CAP Move-CWIP	UZ	2000000003	8/10/2012	3.05
88107000	CAP Move-CWIP	UZ	2000000004	8/10/2012	88.84
88107000	CAP Move-CWIP	UZ	2000000003	8/10/2012	736.80
88107000	CAP Move-CWIP	UZ	2000000003	8/10/2012	53.41
88107000	CAP Move-CWIP	UZ	2000000003	8/10/2012	38.68
88107000	CAP Move-CWIP	UZ	2000000003	8/10/2012	191.56
88107000	CAP Move-CWIP	UZ	2000000003	8/10/2012	91.35
88107000	CAP Move-CWIP	UZ	2000000003	8/10/2012	60.56
88107000	CAP Move-CWIP	UZ	2000000003	8/10/2012	828.27
88107000	CAP Move-CWIP	UZ	2000000003	8/10/2012	64.13
88107000	CAP Move-CWIP	UZ	2000000004	8/10/2012	241.46
88107000	CAP Move-CWIP	UZ	2000000004	8/10/2012	3,312.00
88107000	CAP Move-CWIP	UZ	2000000004	8/10/2012	(0.02)
88107000	CAP Move-CWIP	UZ	2000000003	8/10/2012	107.47
88107000	CAP Move-CWIP	UZ	2000000003	8/10/2012	105.18
88107000	CAP Move-CWIP	UZ	2000000003	8/10/2012	43.79
88107000	CAP Move-CWIP	UZ	2000000003	8/10/2012	291.22
88107000	CAP Move-CWIP	UZ	2000000004	8/10/2012	782.32

Kentucky American Water Company  
Case No. 2012-00520  
Response to PSC DR1, Item 31

Account	Description	Doc Type	Document Number	Posting Date	Amount
88107000	CAP Move-CWIP	UZ	2000000004	8/10/2012	52.73
88107000	CAP Move-CWIP	UZ	2000000004	8/10/2012	1,638.79
88107000	CAP Move-CWIP	UZ	2000000003	8/10/2012	34.87
88107000	CAP Move-CWIP	UZ	2000000003	8/10/2012	116.86
88107000	CAP Move-CWIP	UZ	2000000003	8/10/2012	4.44
88107000	CAP Move-CWIP	UZ	2000000003	8/10/2012	97.80
88107000	CAP Move-CWIP	UZ	2000000004	8/10/2012	381.54
88107000	CAP Move-CWIP	UZ	2000000004	8/10/2012	25.16
88107000	CAP Move-CWIP	UZ	2000000003	8/10/2012	2,080.99
88107000	CAP Move-CWIP	UZ	2000000003	8/10/2012	54.81
88107000	CAP Move-CWIP	UZ	2000000003	8/10/2012	545.40
88107000	CAP Move-CWIP	UZ	2000000003	8/10/2012	40.98
88107000	CAP Move-CWIP	UZ	2000000003	8/10/2012	76.78
88107000	CAP Move-CWIP	UZ	2000000003	8/10/2012	17.96
88107000	CAP Move-CWIP	UZ	2000000003	8/10/2012	32.31
88107000	CAP Move-CWIP	UZ	2000000003	8/10/2012	195.69
88107000	CAP Move-CWIP	UZ	2000000004	8/10/2012	1,239.18
88107000	CAP Move-CWIP	UZ	2000000003	8/10/2012	39.50
88107000	CAP Move-CWIP	UZ	2000000003	8/10/2012	159.90
88107000	CAP Move-CWIP	UZ	2000000003	8/10/2012	37.45
88107000	CAP Move-CWIP	UZ	2000000003	8/10/2012	628.60
88107000	CAP Move-CWIP	UZ	2000000004	8/10/2012	2,813.08
88107000	CAP Move-CWIP	UZ	2000000003	8/10/2012	1,004.28
88107000	CAP Move-CWIP	UZ	2000000004	8/10/2012	4,594.86
88107000	CAP Move-CWIP	UZ	2000000003	8/10/2012	10.52
88107000	CAP Move-CWIP	UZ	2000000003	8/10/2012	44.40
88107000	CAP Move-CWIP	UZ	2000000003	8/10/2012	12.11
88107000	CAP Move-CWIP	UZ	2000000004	8/10/2012	157.04
88107000	CAP Move-CWIP	UZ	2000000004	8/10/2012	0.26
88107000	CAP Move-CWIP	UZ	2000000003	8/10/2012	27.96
88107000	CAP Move-CWIP	UZ	2000000003	8/10/2012	9.65
88107000	CAP Move-CWIP	UZ	2000000003	8/10/2012	107.49
88107000	CAP Move-CWIP	UZ	2000000003	8/10/2012	386.88
88107000	CAP Move-CWIP	UZ	2000000003	8/10/2012	494.97
88107000	CAP Move-CWIP	UZ	2000000003	8/10/2012	36.06
88107000	CAP Move-CWIP	UZ	2000000003	8/10/2012	116.09
88107000	CAP Move-CWIP	UZ	2000000003	8/10/2012	21.32
88107000	CAP Move-CWIP	UZ	2000000004	8/10/2012	18.47
88107000	CAP Move-CWIP	UZ	2000000003	8/10/2012	16.27
88107000	CAP Move-CWIP	UZ	2000000003	8/10/2012	6.82
88107000	CAP Move-CWIP	UZ	2000000004	8/10/2012	7.42
88107000	CAP Move-CWIP	UZ	2000000004	8/10/2012	30.43
88107000	CAP Move-CWIP	UZ	2000000004	8/10/2012	218.68
88107000	CAP Move-CWIP	UZ	2000000004	8/10/2012	2,279.00
88107000	CAP Move-CWIP	UZ	2000000004	8/10/2012	1,625.00
88107000	CAP Move-CWIP	UZ	2000000003	8/10/2012	1,678.95
88107000	CAP Move-CWIP	UZ	2000000004	8/10/2012	452.59
88107000	CAP Move-CWIP	UZ	2000000003	8/10/2012	9.33
88107000	CAP Move-CWIP	UZ	2000000003	8/10/2012	129.85
88107000	CAP Move-CWIP	UZ	2000000003	8/10/2012	3.28
88107000	CAP Move-CWIP	UZ	2000000003	8/10/2012	38.45
88107000	CAP Move-CWIP	UZ	2000000003	8/10/2012	1.68
88107000	CAP Move-CWIP	UZ	2000000003	8/10/2012	48.34
88107000	CAP Move-CWIP	UZ	2000000003	8/10/2012	10.26
88107000	CAP Move-CWIP	UZ	2000000003	8/10/2012	670.78
88107000	CAP Move-CWIP	UZ	2000000004	8/10/2012	13.65
88107000	CAP Move-CWIP	UZ	2000000004	8/10/2012	190.58
88107000	CAP Move-CWIP	UZ	2000000003	8/10/2012	1.05
88107000	CAP Move-CWIP	UZ	2000000003	8/10/2012	0.54
88107000	CAP Move-CWIP	UZ	2000000003	8/10/2012	41.62
88107000	CAP Move-CWIP	UZ	2000000003	8/10/2012	12.32
88107000	CAP Move-CWIP	UZ	2000000003	8/10/2012	3.00
88107000	CAP Move-CWIP	UZ	2000000004	8/10/2012	(19.67)
88107000	CAP Move-CWIP	UZ	2000000004	8/10/2012	19.67
88107000	CAP Move-CWIP	UZ	2000000003	8/10/2012	38.72
88107000	CAP Move-CWIP	UZ	2000000003	8/10/2012	1,547.52
88107000	CAP Move-CWIP	UZ	2000000003	8/10/2012	111.68
88107000	CAP Move-CWIP	UZ	2000000003	8/10/2012	429.52
88257100	CAP Move-RWIP	UZ	2000000003	8/10/2012	0.76
88257100	CAP Move-RWIP	UZ	2000000003	8/10/2012	2.26
88257100	CAP Move-RWIP	UZ	2000000003	8/10/2012	0.26
88257100	CAP Move-RWIP	UZ	2000000004	8/10/2012	10.37
88257100	CAP Move-RWIP	UZ	2000000003	8/10/2012	(1.22)
88257100	CAP Move-RWIP	UZ	2000000003	8/10/2012	(12.56)
88257100	CAP Move-RWIP	UZ	2000000004	8/10/2012	1.22
88257100	CAP Move-RWIP	UZ	2000000003	8/10/2012	5.26
88257100	CAP Move-RWIP	UZ	2000000003	8/10/2012	2.82

Kentucky American Water Company  
Case No. 2012-00520  
Response to PSC DR1, Item 31

Account	Description	Doc Type	Document Number	Posting Date	Amount
88257100	CAP Move-RWIP	UZ	2000000003	8/10/2012	67.91
88257100	CAP Move-RWIP	UZ	2000000003	8/10/2012	3.52
88257100	CAP Move-RWIP	UZ	2000000003	8/10/2012	2.38
88257100	CAP Move-RWIP	UZ	2000000004	8/10/2012	13.51
88257100	CAP Move-RWIP	UZ	2000000003	8/10/2012	11.27
88257100	CAP Move-RWIP	UZ	2000000003	8/10/2012	8.07
88257100	CAP Move-RWIP	UZ	2000000003	8/10/2012	155.64
88257100	CAP Move-RWIP	UZ	2000000003	8/10/2012	39.91
88257100	CAP Move-RWIP	UZ	2000000003	8/10/2012	1.37
88257100	CAP Move-RWIP	UZ	2000000003	8/10/2012	48.28
88257100	CAP Move-RWIP	UZ	2000000003	8/10/2012	351.48
88257100	CAP Move-RWIP	UZ	2000000003	8/10/2012	130.84
88257100	CAP Move-RWIP	UZ	2000000003	8/10/2012	23.69
88257100	CAP Move-RWIP	UZ	2000000004	8/10/2012	47.25
88257100	CAP Move-RWIP	UZ	2000000004	8/10/2012	19.68
88257100	CAP Move-RWIP	UZ	2000000004	8/10/2012	736.27
88257100	CAP Move-RWIP	UZ	2000000003	8/10/2012	52.50
88257100	CAP Move-RWIP	UZ	2000000003	8/10/2012	11.31
88257100	CAP Move-RWIP	UZ	2000000003	8/10/2012	43.94
88257100	CAP Move-RWIP	UZ	2000000004	8/10/2012	15.66
88257100	CAP Move-RWIP	UZ	2000000004	8/10/2012	171.42
88257100	CAP Move-RWIP	UZ	2000000004	8/10/2012	2.00
88257100	CAP Move-RWIP	UZ	2000000003	8/10/2012	2.68
88257100	CAP Move-RWIP	UZ	2000000003	8/10/2012	185.16
88257100	CAP Move-RWIP	UZ	2000000003	8/10/2012	29.24
88257100	CAP Move-RWIP	UZ	2000000004	8/10/2012	4.83
88257100	CAP Move-RWIP	UZ	2000000004	8/10/2012	11.47
88257100	CAP Move-RWIP	UZ	2000000003	8/10/2012	5.90
88257100	CAP Move-RWIP	UZ	2000000003	8/10/2012	23.89
88257100	CAP Move-RWIP	UZ	2000000004	8/10/2012	5.60
88257100	CAP Move-RWIP	UZ	2000000004	8/10/2012	93.93
88257100	CAP Move-RWIP	UZ	2000000004	8/10/2012	420.35
88257100	CAP Move-RWIP	UZ	2000000003	8/10/2012	150.06
88257100	CAP Move-RWIP	UZ	2000000003	8/10/2012	686.59
88257100	CAP Move-RWIP	UZ	2000000003	8/10/2012	1.81
88257100	CAP Move-RWIP	UZ	2000000003	8/10/2012	6.64
88257100	CAP Move-RWIP	UZ	2000000003	8/10/2012	1.57
88257100	CAP Move-RWIP	UZ	2000000003	8/10/2012	23.47
88257100	CAP Move-RWIP	UZ	2000000003	8/10/2012	0.04
88257100	CAP Move-RWIP	UZ	2000000003	8/10/2012	0.92
88257100	CAP Move-RWIP	UZ	2000000003	8/10/2012	36.63
88257100	CAP Move-RWIP	UZ	2000000004	8/10/2012	2.63
88257100	CAP Move-RWIP	UZ	2000000004	8/10/2012	0.48
88257100	CAP Move-RWIP	UZ	2000000004	8/10/2012	10.84
88900000	CAP Move-Settlement	UZ	2000000003	8/10/2012	(344.48)
88900000	CAP Move-Settlement	UZ	2000000003	8/10/2012	(24.50)
88900000	CAP Move-Settlement	UZ	2000000004	8/10/2012	(1.72)
88900000	CAP Move-Settlement	UZ	2000000004	8/10/2012	(118.26)
88900000	CAP Move-Settlement	UZ	2000000003	8/10/2012	(2,441.40)
88900000	CAP Move-Settlement	UZ	2000000003	8/10/2012	(120.97)
88900000	CAP Move-Settlement	UZ	2000000003	8/10/2012	(775.69)
88900000	CAP Move-Settlement	UZ	2000000003	8/10/2012	(178.31)
88900000	CAP Move-Settlement	UZ	2000000004	8/10/2012	(12.88)
88900000	CAP Move-Settlement	UZ	2000000004	8/10/2012	(64.72)
88900000	CAP Move-Settlement	UZ	2000000004	8/10/2012	(516.80)
88900000	CAP Move-Settlement	UZ	2000000003	8/10/2012	(470.23)
88900000	CAP Move-Settlement	UZ	2000000003	8/10/2012	512.64
88900000	CAP Move-Settlement	UZ	2000000003	8/10/2012	(938.24)
88900000	CAP Move-Settlement	UZ	2000000004	8/10/2012	425.60
88900000	CAP Move-Settlement	UZ	2000000003	8/10/2012	(516.72)
88900000	CAP Move-Settlement	UZ	2000000003	8/10/2012	(2.59)
88900000	CAP Move-Settlement	UZ	2000000004	8/10/2012	(177.41)
88900000	CAP Move-Settlement	UZ	2000000004	8/10/2012	(36.73)
88900000	CAP Move-Settlement	UZ	2000000003	8/10/2012	(72.66)
88900000	CAP Move-Settlement	UZ	2000000003	8/10/2012	(245.40)
88900000	CAP Move-Settlement	UZ	2000000003	8/10/2012	(9.81)
88900000	CAP Move-Settlement	UZ	2000000003	8/10/2012	(16.96)
88900000	CAP Move-Settlement	UZ	2000000004	8/10/2012	(12.89)
88900000	CAP Move-Settlement	UZ	2000000003	8/10/2012	(72.70)
88900000	CAP Move-Settlement	UZ	2000000004	8/10/2012	(245.40)
88900000	CAP Move-Settlement	UZ	2000000004	8/10/2012	(16.99)
88900000	CAP Move-Settlement	UZ	2000000004	8/10/2012	(9.81)
88900000	CAP Move-Settlement	UZ	2000000004	8/10/2012	(12.89)
88900000	CAP Move-Settlement	UZ	2000000003	8/10/2012	(225.64)
88900000	CAP Move-Settlement	UZ	2000000003	8/10/2012	(1,036.80)
88900000	CAP Move-Settlement	UZ	2000000004	8/10/2012	(76.04)
88900000	CAP Move-Settlement	UZ	2000000004	8/10/2012	(25.92)

Kentucky American Water Company  
Case No. 2012-00520  
Response to PSC DR1, Item 31

Account	Description	Doc Type	Document Number	Posting Date	Amount
88900000	CAP Move-Settlement	UZ	2000000003	8/10/2012	(79.38)
88900000	CAP Move-Settlement	UZ	2000000003	8/10/2012	(11.54)
88900000	CAP Move-Settlement	UZ	2000000003	8/10/2012	(881.00)
88900000	CAP Move-Settlement	UZ	2000000003	8/10/2012	392.70
88900000	CAP Move-Settlement	UZ	2000000003	8/10/2012	350.06
88900000	CAP Move-Settlement	UZ	2000000003	8/10/2012	(63.31)
88900000	CAP Move-Settlement	UZ	2000000004	8/10/2012	(12.88)
88900000	CAP Move-Settlement	UZ	2000000004	8/10/2012	(223.68)
88900000	CAP Move-Settlement	UZ	2000000003	8/10/2012	(25.92)
88900000	CAP Move-Settlement	UZ	2000000003	8/10/2012	(1,230.88)
88900000	CAP Move-Settlement	UZ	2000000004	8/10/2012	(90.58)
88900000	CAP Move-Settlement	UZ	2000000004	8/10/2012	(247.45)
88900000	CAP Move-Settlement	UZ	2000000003	8/10/2012	(3,556.04)
88900000	CAP Move-Settlement	UZ	2000000004	8/10/2012	(3,031.22)
88900000	CAP Move-Settlement	UZ	2000000003	8/10/2012	(32.50)
88900000	CAP Move-Settlement	UZ	2000000003	8/10/2012	(812.50)
88900000	CAP Move-Settlement	UZ	2000000003	8/10/2012	(59.19)
88900000	CAP Move-Settlement	UZ	2000000003	8/10/2012	(42.64)
88900000	CAP Move-Settlement	UZ	2000000004	8/10/2012	(193.52)
88900000	CAP Move-Settlement	UZ	2000000003	8/10/2012	(96.86)
88900000	CAP Move-Settlement	UZ	2000000003	8/10/2012	(67.36)
88900000	CAP Move-Settlement	UZ	2000000004	8/10/2012	(89.84)
88900000	CAP Move-Settlement	UZ	2000000004	8/10/2012	(1,283.52)
88900000	CAP Move-Settlement	UZ	2000000004	8/10/2012	(51.31)
88900000	CAP Move-Settlement	UZ	2000000003	8/10/2012	1,255.30
88900000	CAP Move-Settlement	UZ	2000000003	8/10/2012	121.50
88900000	CAP Move-Settlement	UZ	2000000003	8/10/2012	(121.50)
88900000	CAP Move-Settlement	UZ	2000000003	8/10/2012	(1,350.51)
88900000	CAP Move-Settlement	UZ	2000000003	8/10/2012	(281.70)
88900000	CAP Move-Settlement	UZ	2000000003	8/10/2012	(352.29)
88900000	CAP Move-Settlement	UZ	2000000004	8/10/2012	(6,791.12)
88900000	CAP Move-Settlement	UZ	2000000004	8/10/2012	(238.42)
88900000	CAP Move-Settlement	UZ	2000000004	8/10/2012	(525.64)
88900000	CAP Move-Settlement	UZ	2000000003	8/10/2012	(17.11)
88900000	CAP Move-Settlement	UZ	2000000003	8/10/2012	(5.02)
88900000	CAP Move-Settlement	UZ	2000000003	8/10/2012	(69.08)
88900000	CAP Move-Settlement	UZ	2000000004	8/10/2012	(1.72)
88900000	CAP Move-Settlement	UZ	2000000004	8/10/2012	(2.22)
88900000	CAP Move-Settlement	UZ	2000000003	8/10/2012	(11.83)
88900000	CAP Move-Settlement	UZ	2000000003	8/10/2012	(48.71)
88900000	CAP Move-Settlement	UZ	2000000003	8/10/2012	(6.63)
88900000	CAP Move-Settlement	UZ	2000000003	8/10/2012	(8.70)
88900000	CAP Move-Settlement	UZ	2000000004	8/10/2012	(165.69)
88900000	CAP Move-Settlement	UZ	2000000003	8/10/2012	(238.88)
88900000	CAP Move-Settlement	UZ	2000000003	8/10/2012	(11.49)
88900000	CAP Move-Settlement	UZ	2000000003	8/10/2012	(59.16)
88900000	CAP Move-Settlement	UZ	2000000003	8/10/2012	(149.78)
88900000	CAP Move-Settlement	UZ	2000000003	8/10/2012	(20.40)
88900000	CAP Move-Settlement	UZ	2000000004	8/10/2012	(28.81)
88900000	CAP Move-Settlement	UZ	2000000003	8/10/2012	(4.42)
88900000	CAP Move-Settlement	UZ	2000000004	8/10/2012	(36.36)
88900000	CAP Move-Settlement	UZ	2000000004	8/10/2012	(128.75)
88900000	CAP Move-Settlement	UZ	2000000004	8/10/2012	(502.07)
88900000	CAP Move-Settlement	UZ	2000000004	8/10/2012	(26.03)
88900000	CAP Move-Settlement	UZ	2000000003	8/10/2012	(191.56)
88900000	CAP Move-Settlement	UZ	2000000003	8/10/2012	(38.68)
88900000	CAP Move-Settlement	UZ	2000000003	8/10/2012	(53.41)
88900000	CAP Move-Settlement	UZ	2000000003	8/10/2012	(736.80)
88900000	CAP Move-Settlement	UZ	2000000003	8/10/2012	0.02
88900000	CAP Move-Settlement	UZ	2000000003	8/10/2012	(241.46)
88900000	CAP Move-Settlement	UZ	2000000003	8/10/2012	(60.56)
88900000	CAP Move-Settlement	UZ	2000000003	8/10/2012	(3,312.00)
88900000	CAP Move-Settlement	UZ	2000000003	8/10/2012	(91.35)
88900000	CAP Move-Settlement	UZ	2000000003	8/10/2012	(64.13)
88900000	CAP Move-Settlement	UZ	2000000004	8/10/2012	(828.27)
88900000	CAP Move-Settlement	UZ	2000000003	8/10/2012	(2,375.06)
88900000	CAP Move-Settlement	UZ	2000000003	8/10/2012	(155.75)
88900000	CAP Move-Settlement	UZ	2000000003	8/10/2012	(422.06)
88900000	CAP Move-Settlement	UZ	2000000003	8/10/2012	(152.43)
88900000	CAP Move-Settlement	UZ	2000000004	8/10/2012	(63.47)
88900000	CAP Move-Settlement	UZ	2000000004	8/10/2012	(1,133.80)
88900000	CAP Move-Settlement	UZ	2000000004	8/10/2012	(76.42)
88900000	CAP Move-Settlement	UZ	2000000003	8/10/2012	(6.44)
88900000	CAP Move-Settlement	UZ	2000000003	8/10/2012	(50.53)
88900000	CAP Move-Settlement	UZ	2000000003	8/10/2012	(169.36)
88900000	CAP Move-Settlement	UZ	2000000003	8/10/2012	(36.47)
88900000	CAP Move-Settlement	UZ	2000000003	8/10/2012	(552.96)

Kentucky American Water Company  
Case No. 2012-00520  
Response to PSC DR1, Item 31

Account	Description	Doc Type	Document Number	Posting Date	Amount
88900000	CAP Move-Settlement	UZ	2000000004	8/10/2012	(141.74)
88900000	CAP Move-Settlement	UZ	2000000003	8/10/2012	(40.98)
88900000	CAP Move-Settlement	UZ	2000000003	8/10/2012	(54.81)
88900000	CAP Move-Settlement	UZ	2000000004	8/10/2012	(545.40)
88900000	CAP Move-Settlement	UZ	2000000004	8/10/2012	(2,080.99)
88900000	CAP Move-Settlement	UZ	2000000003	8/10/2012	(37.14)
88900000	CAP Move-Settlement	UZ	2000000003	8/10/2012	(88.25)
88900000	CAP Move-Settlement	UZ	2000000004	8/10/2012	(1,424.34)
88900000	CAP Move-Settlement	UZ	2000000004	8/10/2012	(20.64)
88900000	CAP Move-Settlement	UZ	2000000004	8/10/2012	(224.93)
88900000	CAP Move-Settlement	UZ	2000000003	8/10/2012	(183.79)
88900000	CAP Move-Settlement	UZ	2000000003	8/10/2012	(43.05)
88900000	CAP Move-Settlement	UZ	2000000003	8/10/2012	(45.40)
88900000	CAP Move-Settlement	UZ	2000000003	8/10/2012	(3,233.43)
88900000	CAP Move-Settlement	UZ	2000000004	8/10/2012	(722.53)
88900000	CAP Move-Settlement	UZ	2000000003	8/10/2012	(1,154.34)
88900000	CAP Move-Settlement	UZ	2000000003	8/10/2012	(5,281.45)
88900000	CAP Move-Settlement	UZ	2000000003	8/10/2012	(13.92)
88900000	CAP Move-Settlement	UZ	2000000003	8/10/2012	(51.04)
88900000	CAP Move-Settlement	UZ	2000000003	8/10/2012	(12.09)
88900000	CAP Move-Settlement	UZ	2000000003	8/10/2012	(0.30)
88900000	CAP Move-Settlement	UZ	2000000003	8/10/2012	(180.51)
88900000	CAP Move-Settlement	UZ	2000000003	8/10/2012	(27.96)
88900000	CAP Move-Settlement	UZ	2000000003	8/10/2012	(107.49)
88900000	CAP Move-Settlement	UZ	2000000003	8/10/2012	(386.88)
88900000	CAP Move-Settlement	UZ	2000000003	8/10/2012	(9.65)
88900000	CAP Move-Settlement	UZ	2000000003	8/10/2012	(21.32)
88900000	CAP Move-Settlement	UZ	2000000004	8/10/2012	(36.06)
88900000	CAP Move-Settlement	UZ	2000000004	8/10/2012	(116.09)
88900000	CAP Move-Settlement	UZ	2000000004	8/10/2012	(494.97)
88900000	CAP Move-Settlement	UZ	2000000004	8/10/2012	(18.47)
88900000	CAP Move-Settlement	UZ	2000000003	8/10/2012	(16.27)
88900000	CAP Move-Settlement	UZ	2000000003	8/10/2012	(218.68)
88900000	CAP Move-Settlement	UZ	2000000003	8/10/2012	(6.82)
88900000	CAP Move-Settlement	UZ	2000000003	8/10/2012	(7.42)
88900000	CAP Move-Settlement	UZ	2000000004	8/10/2012	(30.43)
88900000	CAP Move-Settlement	UZ	2000000003	8/10/2012	(1,625.00)
88900000	CAP Move-Settlement	UZ	2000000003	8/10/2012	(2,279.00)
88900000	CAP Move-Settlement	UZ	2000000003	8/10/2012	(452.59)
88900000	CAP Move-Settlement	UZ	2000000003	8/10/2012	(1,678.95)
88900000	CAP Move-Settlement	UZ	2000000003	8/10/2012	(11.96)
88900000	CAP Move-Settlement	UZ	2000000003	8/10/2012	(4.20)
88900000	CAP Move-Settlement	UZ	2000000003	8/10/2012	(2.16)
88900000	CAP Move-Settlement	UZ	2000000003	8/10/2012	(49.29)
88900000	CAP Move-Settlement	UZ	2000000004	8/10/2012	(166.48)
88900000	CAP Move-Settlement	UZ	2000000003	8/10/2012	(190.58)
88900000	CAP Move-Settlement	UZ	2000000003	8/10/2012	(670.78)
88900000	CAP Move-Settlement	UZ	2000000003	8/10/2012	(48.34)
88900000	CAP Move-Settlement	UZ	2000000003	8/10/2012	(10.26)
88900000	CAP Move-Settlement	UZ	2000000003	8/10/2012	(13.65)
88900000	CAP Move-Settlement	UZ	2000000003	8/10/2012	(19.67)
88900000	CAP Move-Settlement	UZ	2000000003	8/10/2012	19.67
88900000	CAP Move-Settlement	UZ	2000000003	8/10/2012	(41.62)
88900000	CAP Move-Settlement	UZ	2000000003	8/10/2012	(1.05)
88900000	CAP Move-Settlement	UZ	2000000004	8/10/2012	(3.00)
88900000	CAP Move-Settlement	UZ	2000000004	8/10/2012	(12.32)
88900000	CAP Move-Settlement	UZ	2000000004	8/10/2012	(0.54)
88900000	CAP Move-Settlement	UZ	2000000003	8/10/2012	(429.52)
88900000	CAP Move-Settlement	UZ	2000000003	8/10/2012	(38.72)
88900000	CAP Move-Settlement	UZ	2000000003	8/10/2012	(1,547.52)
88900000	CAP Move-Settlement	UZ	2000000003	8/10/2012	(111.68)
52000000	M&S Expense (O&M)	WA	5000000471	8/11/2012	50.25
52000000	M&S Expense (O&M)	WA	5000000471	8/11/2012	613.51
52000000	M&S Expense (O&M)	WA	5000000471	8/11/2012	170.22
52000000	M&S Expense (O&M)	WA	5000000471	8/11/2012	268.91
52000000	M&S Expense (O&M)	WA	5000000471	8/11/2012	100.59
52000000	M&S Expense (O&M)	WA	5000000471	8/11/2012	16.52
52562000	Office Supplies	WE	5000000472	8/12/2012	238.12
40111000	Res Sales Billed	ZA	9400000216	8/13/2012	(11,280.68)
40111000	Res Sales Billed	ZA	9400000216	8/13/2012	(15,896.43)
40111000	Res Sales Billed	ZA	9400000216	8/13/2012	(258,001.08)
40121000	Com Sales Billed	ZA	9400000216	8/13/2012	(39.22)
40121000	Com Sales Billed	ZA	9400000216	8/13/2012	(3,502.12)
40121000	Com Sales Billed	ZA	9400000216	8/13/2012	(96,500.06)
40145000	Priv Fire Billed	ZA	9400000216	8/13/2012	(6,149.76)
40151000	Publ Auth Billed	ZA	9400000216	8/13/2012	(21.64)
40151000	Publ Auth Billed	ZA	9400000216	8/13/2012	(280.69)

Kentucky American Water Company  
Case No. 2012-00520  
Response to PSC DR1, Item 31

Account	Description	Doc Type	Document Number	Posting Date	Amount
40151000	Publ Auth Billed	ZA	9400000216	8/13/2012	(668.39)
40161000	Sls/Rsle Billed	ZA	9400000216	8/13/2012	(238.52)
40171000	Misc Sales Billed	ZA	9400000216	8/13/2012	(25.05)
40211000	Dom WW Svc Billed	ZA	9400000216	8/13/2012	(66.71)
40310400	OthRev-NSF Ck Chrg	ZA	9400000216	8/13/2012	(12.00)
40310400	OthRev-NSF Ck Chrg	ZA	9400000216	8/13/2012	(96.00)
40310500	OthRev-Appl/InitFee	ZA	9400000216	8/13/2012	(52.00)
40310500	OthRev-Appl/InitFee	ZA	9400000216	8/13/2012	(130.00)
40310500	OthRev-Appl/InitFee	ZA	9400000216	8/13/2012	(2,758.00)
40310500	OthRev-Appl/InitFee	ZA	9400000216	8/13/2012	(78.00)
40310700	OthRev-Reconnct Fee	ZA	9400000216	8/13/2012	(78.00)
40310700	OthRev-Reconnct Fee	ZA	9400000216	8/13/2012	(494.00)
51110000	Waste Disposal	ZN	5000000477	8/13/2012	1,068.11
51510000	Purchased Power	ZN	5000000477	8/13/2012	786.39
51510000	Purchased Power	ZN	5000000477	8/13/2012	3,157.84
51510000	Purchased Power	ZN	5000000477	8/13/2012	136.05
51510000	Purchased Power	ZN	5000000477	8/13/2012	34,105.24
51510000	Purchased Power	ZN	5000000479	8/13/2012	2,325.90
52000000	M&S Expense (O&M)	WA	5000000480	8/13/2012	106.16
52000000	M&S Expense (O&M)	WA	5000000480	8/13/2012	40.28
52000000	M&S Expense (O&M)	WA	5000000480	8/13/2012	38.52
52000000	M&S Expense (O&M)	WA	5000000480	8/13/2012	44.63
52000000	M&S Expense (O&M)	WA	5000000481	8/13/2012	(24.58)
52000000	M&S Expense (O&M)	WA	5000000482	8/13/2012	539.80
52000000	M&S Expense (O&M)	WA	5000000483	8/13/2012	45.93
52000000	M&S Expense (O&M)	WA	5000000484	8/13/2012	707.21
52000000	M&S Expense (O&M)	WA	5000000484	8/13/2012	86.77
52527000	Directors Fees	ZF	5000000476	8/13/2012	3,333.33
52532000	Electricity	ZN	5000000477	8/13/2012	1,495.06
52532000	Electricity	ZN	5000000477	8/13/2012	29.11
52532000	Electricity	ZN	5000000477	8/13/2012	6,780.38
52532000	Electricity	ZN	5000000477	8/13/2012	30.61
52532000	Electricity	ZN	5000000477	8/13/2012	22.40
52532000	Electricity	ZN	5000000477	8/13/2012	111.29
52532000	Electricity	ZN	5000000477	8/13/2012	23.19
52532000	Electricity	ZN	5000000477	8/13/2012	35.41
52532000	Electricity	ZN	5000000477	8/13/2012	10.11
52532000	Electricity	ZN	5000000479	8/13/2012	21.21
52548000	Heating Oil/Gas	ZN	5000000477	8/13/2012	79.44
52548000	Heating Oil/Gas	ZN	5000000477	8/13/2012	546.40
52548000	Heating Oil/Gas	ZN	5000000477	8/13/2012	267.75
57010000	Uncoll Accts Exp	ZA	9400000216	8/13/2012	(109.77)
40111000	Res Sales Billed	ZA	9400000222	8/14/2012	232.42
40111000	Res Sales Billed	ZA	9400000222	8/14/2012	(7.24)
40111000	Res Sales Billed	ZA	9400000222	8/14/2012	(29.73)
40111000	Res Sales Billed	ZA	9400000222	8/14/2012	(115,911.05)
40121000	Com Sales Billed	ZA	9400000222	8/14/2012	(63,455.97)
40131000	Ind Sales Billed	ZA	9400000222	8/14/2012	(7,341.03)
40145000	Priv Fire Billed	ZA	9400000222	8/14/2012	(4,589.63)
40151000	Publ Auth Billed	ZA	9400000222	8/14/2012	(8,827.38)
40171000	Misc Sales Billed	ZA	9400000222	8/14/2012	(34.16)
40211000	Dom WW Svc Billed	ZA	9400000222	8/14/2012	(6.45)
40310400	OthRev-NSF Ck Chrg	ZA	9400000222	8/14/2012	(12.00)
40310400	OthRev-NSF Ck Chrg	ZA	9400000222	8/14/2012	(12.00)
40310500	OthRev-Appl/InitFee	ZA	9400000222	8/14/2012	(78.00)
40310500	OthRev-Appl/InitFee	ZA	9400000222	8/14/2012	(26.00)
40310500	OthRev-Appl/InitFee	ZA	9400000222	8/14/2012	(2,288.00)
40310700	OthRev-Reconnct Fee	ZA	9400000222	8/14/2012	(676.00)
50100000	Labor Expense	PA	7000000016	8/14/2012	461.40
50100000	Labor Expense	PA	7000000017	8/14/2012	461.40
52000000	M&S Expense (O&M)	WA	5000000486	8/14/2012	5,791.49
52000000	M&S Expense (O&M)	WA	5000000487	8/14/2012	256.95
52000000	M&S Expense (O&M)	WA	5000000487	8/14/2012	734.57
52000000	M&S Expense (O&M)	WA	5000000487	8/14/2012	97.79
52000000	M&S Expense (O&M)	WA	5000000487	8/14/2012	173.83
52000000	M&S Expense (O&M)	WA	5000000487	8/14/2012	91.35
52000000	M&S Expense (O&M)	WA	5000000487	8/14/2012	38.18
52000000	M&S Expense (O&M)	WA	5000000487	8/14/2012	74.95
52000000	M&S Expense (O&M)	WA	5000000487	8/14/2012	162.66
52000000	M&S Expense (O&M)	WA	5000000487	8/14/2012	89.26
52000000	M&S Expense (O&M)	WA	5000000488	8/14/2012	3,860.99
52000000	M&S Expense (O&M)	WA	5000000490	8/14/2012	790.92
52000000	M&S Expense (O&M)	WA	5000000490	8/14/2012	536.63
52000000	M&S Expense (O&M)	WA	5000000491	8/14/2012	81.33
52000000	M&S Expense (O&M)	WA	5000000491	8/14/2012	44.63
52000000	M&S Expense (O&M)	WA	5000000491	8/14/2012	74.95
52000000	M&S Expense (O&M)	WA	5000000491	8/14/2012	601.13

Kentucky American Water Company  
Case No. 2012-00520  
Response to PSC DR1, Item 31

Account	Description	Doc Type	Document Number	Posting Date	Amount
52000000	M&S Expense (O&M)	WA	5000000491	8/14/2012	513.90
52000000	M&S Expense (O&M)	WA	5000000492	8/14/2012	(3,860.99)
52000000	M&S Expense (O&M)	WA	5000000493	8/14/2012	3,860.99
52000000	M&S Expense (O&M)	WA	5000000497	8/14/2012	946.00
52000000	M&S Expense (O&M)	WA	5000000501	8/14/2012	(86.25)
52000000	M&S Expense (O&M)	WA	5000000501	8/14/2012	(21.42)
52000000	M&S Expense (O&M)	WA	5000000501	8/14/2012	(45.77)
52000000	M&S Expense (O&M)	WA	5000000501	8/14/2012	(91.74)
52000000	M&S Expense (O&M)	WA	5000000501	8/14/2012	(56.69)
52000000	M&S Expense (O&M)	WA	5000000501	8/14/2012	(590.16)
52000000	M&S Expense (O&M)	WA	5000000501	8/14/2012	(2,648.64)
52000000	M&S Expense (O&M)	WA	5000000502	8/14/2012	(23.61)
52000000	M&S Expense (O&M)	WA	5000000502	8/14/2012	(11.17)
52000000	M&S Expense (O&M)	WA	5000000502	8/14/2012	(478.76)
52000000	M&S Expense (O&M)	WA	5000000502	8/14/2012	(8.76)
52000000	M&S Expense (O&M)	WA	5000000502	8/14/2012	(16.52)
52000000	M&S Expense (O&M)	WA	5000000502	8/14/2012	(5.98)
52000000	M&S Expense (O&M)	WA	5000000503	8/14/2012	(457.79)
52000000	M&S Expense (O&M)	WA	5000000503	8/14/2012	(1,963.24)
52000000	M&S Expense (O&M)	WA	5000000503	8/14/2012	(709.25)
52000000	M&S Expense (O&M)	WA	5000000503	8/14/2012	(851.55)
52000000	M&S Expense (O&M)	WA	5000000503	8/14/2012	(226.32)
52000000	M&S Expense (O&M)	WA	5000000503	8/14/2012	(7.72)
52000000	M&S Expense (O&M)	WA	5000000503	8/14/2012	(244.90)
52000000	M&S Expense (O&M)	WA	5000000503	8/14/2012	(26.96)
52000000	M&S Expense (O&M)	WA	5000000503	8/14/2012	(89.64)
52000000	M&S Expense (O&M)	WA	5000000504	8/14/2012	(122.70)
52000000	M&S Expense (O&M)	WA	5000000504	8/14/2012	(56.74)
52000000	M&S Expense (O&M)	WA	5000000507	8/14/2012	45.32
52000000	M&S Expense (O&M)	WA	5000000507	8/14/2012	47.21
52000000	M&S Expense (O&M)	WA	5000000507	8/14/2012	332.05
52000000	M&S Expense (O&M)	WA	5000000508	8/14/2012	23.61
52000000	M&S Expense (O&M)	WA	5000000508	8/14/2012	11.17
52000000	M&S Expense (O&M)	WA	5000000508	8/14/2012	478.76
52000000	M&S Expense (O&M)	WA	5000000508	8/14/2012	8.76
52000000	M&S Expense (O&M)	WA	5000000508	8/14/2012	16.52
52000000	M&S Expense (O&M)	WA	5000000508	8/14/2012	5.98
52000000	M&S Expense (O&M)	WA	5000000509	8/14/2012	122.70
52000000	M&S Expense (O&M)	WA	5000000509	8/14/2012	56.74
52000000	M&S Expense (O&M)	WA	5000000510	8/14/2012	27.91
52000000	M&S Expense (O&M)	WA	5000000510	8/14/2012	122.70
52000000	M&S Expense (O&M)	WA	5000000510	8/14/2012	56.74
52000000	M&S Expense (O&M)	WA	5000000510	8/14/2012	89.64
52000000	M&S Expense (O&M)	WA	5000000510	8/14/2012	16.52
52000000	M&S Expense (O&M)	WA	5000000511	8/14/2012	21.42
52000000	M&S Expense (O&M)	WA	5000000511	8/14/2012	141.64
52000000	M&S Expense (O&M)	WA	5000000511	8/14/2012	845.56
52000000	M&S Expense (O&M)	WA	5000000512	8/14/2012	91.74
52000000	M&S Expense (O&M)	WA	5000000512	8/14/2012	70.82
52000000	M&S Expense (O&M)	WA	5000000512	8/14/2012	281.85
52000000	M&S Expense (O&M)	WA	5000000513	8/14/2012	56.69
52000000	M&S Expense (O&M)	WA	5000000513	8/14/2012	94.43
52000000	M&S Expense (O&M)	WA	5000000513	8/14/2012	308.88
52000000	M&S Expense (O&M)	WA	5000000514	8/14/2012	43.13
52000000	M&S Expense (O&M)	WA	5000000514	8/14/2012	94.42
52000000	M&S Expense (O&M)	WA	5000000514	8/14/2012	254.83
52000000	M&S Expense (O&M)	WA	5000000515	8/14/2012	43.12
52000000	M&S Expense (O&M)	WA	5000000515	8/14/2012	141.64
52000000	M&S Expense (O&M)	WA	5000000515	8/14/2012	625.48
52000000	M&S Expense (O&M)	WA	5000000516	8/14/2012	16.52
52000000	M&S Expense (O&M)	WA	5000000516	8/14/2012	44.82
52000000	M&S Expense (O&M)	WA	5000000516	8/14/2012	25.15
52000000	M&S Expense (O&M)	WA	5000000516	8/14/2012	122.82
52000000	M&S Expense (O&M)	WA	5000000516	8/14/2012	7.72
52000000	M&S Expense (O&M)	WA	5000000516	8/14/2012	245.41
52000000	M&S Expense (O&M)	WA	5000000516	8/14/2012	122.45
52000000	M&S Expense (O&M)	WA	5000000516	8/14/2012	85.11
52000000	M&S Expense (O&M)	WA	5000000516	8/14/2012	13.48
52000000	M&S Expense (O&M)	WA	5000000516	8/14/2012	134.46
52000000	M&S Expense (O&M)	WA	5000000517	8/14/2012	30.71
52000000	M&S Expense (O&M)	WA	5000000517	8/14/2012	368.11
52000000	M&S Expense (O&M)	WA	5000000517	8/14/2012	113.48
52000000	M&S Expense (O&M)	WA	5000000517	8/14/2012	179.27
52000000	M&S Expense (O&M)	WA	5000000517	8/14/2012	50.29
52000000	M&S Expense (O&M)	WA	5000000517	8/14/2012	7.44
52000000	M&S Expense (O&M)	WA	5000000517	8/14/2012	16.52
52000000	M&S Expense (O&M)	WA	5000000518	8/14/2012	39.08



Kentucky American Water Company  
Case No. 2012-00520  
Response to PSC DR1, Item 31

Account	Description	Doc Type	Document Number	Posting Date	Amount
52000000	M&S Expense (O&M)	WA	5000000518	8/14/2012	122.70
52000000	M&S Expense (O&M)	WA	5000000518	8/14/2012	122.45
52000000	M&S Expense (O&M)	WA	5000000518	8/14/2012	56.74
52000000	M&S Expense (O&M)	WA	5000000518	8/14/2012	34.89
52000000	M&S Expense (O&M)	WA	5000000518	8/14/2012	89.64
52000000	M&S Expense (O&M)	WA	5000000518	8/14/2012	44.82
52000000	M&S Expense (O&M)	WA	5000000518	8/14/2012	5.37
52000000	M&S Expense (O&M)	WA	5000000518	8/14/2012	43.82
52000000	M&S Expense (O&M)	WA	5000000518	8/14/2012	16.52
52000000	M&S Expense (O&M)	UZ	2000000005	8/14/2012	24.58
52000000	M&S Expense (O&M)	UZ	2000000005	8/14/2012	(144.68)
52000000	M&S Expense (O&M)	UZ	2000000005	8/14/2012	(84.91)
52000000	M&S Expense (O&M)	UZ	2000000005	8/14/2012	(86.77)
52000000	M&S Expense (O&M)	UZ	2000000005	8/14/2012	(707.21)
52000000	M&S Expense (O&M)	UZ	2000000005	8/14/2012	(539.80)
52000000	M&S Expense (O&M)	UZ	2000000005	8/14/2012	(45.93)
52000000	M&S Expense (O&M)	UZ	2000000005	8/14/2012	(121.50)
52000000	M&S Expense (O&M)	UZ	2000000005	8/14/2012	(1,160.47)
52000000	M&S Expense (O&M)	UZ	2000000005	8/14/2012	(223.15)
52000000	M&S Expense (O&M)	UZ	2000000005	8/14/2012	(473.04)
52000000	M&S Expense (O&M)	UZ	2000000005	8/14/2012	(618.86)
52000000	M&S Expense (O&M)	UZ	2000000005	8/14/2012	(6,842.57)
52000000	M&S Expense (O&M)	UZ	2000000005	8/14/2012	(6,286.57)
52000000	M&S Expense (O&M)	UZ	2000000005	8/14/2012	(898.94)
52000000	M&S Expense (O&M)	UZ	2000000005	8/14/2012	(321.06)
52000000	M&S Expense (O&M)	UZ	2000000005	8/14/2012	(2,240.93)
52000000	M&S Expense (O&M)	UZ	2000000005	8/14/2012	(1,120.47)
52574000	Telephone	ZC	9400000219	8/14/2012	46.59
52574000	Telephone	ZC	9400000219	8/14/2012	330.91
52574000	Telephone	ZC	9400000219	8/14/2012	61.69
52574000	Telephone	ZC	9400000219	8/14/2012	119.69
52574000	Telephone	ZC	9400000219	8/14/2012	20.25
52574000	Telephone	ZC	9400000219	8/14/2012	1,106.09
52574100	Cell Phone	ZC	9400000219	8/14/2012	91.92
57010000	Uncoll Accts Exp	ZA	9400000222	8/14/2012	(77.65)
68533000	FICA	PA	7000000016	8/14/2012	35.29
68533000	FICA	PA	7000000017	8/14/2012	35.30
88107000	CAP Move-CWIP	UZ	2000000006	8/14/2012	144.68
88107000	CAP Move-CWIP	UZ	2000000006	8/14/2012	84.91
88107000	CAP Move-CWIP	UZ	2000000006	8/14/2012	(24.58)
88107000	CAP Move-CWIP	UZ	2000000006	8/14/2012	707.21
88107000	CAP Move-CWIP	UZ	2000000006	8/14/2012	86.77
88107000	CAP Move-CWIP	UZ	2000000006	8/14/2012	539.80
88107000	CAP Move-CWIP	UZ	2000000006	8/14/2012	45.93
88107000	CAP Move-CWIP	UZ	2000000006	8/14/2012	120.28
88107000	CAP Move-CWIP	UZ	2000000006	8/14/2012	223.15
88107000	CAP Move-CWIP	UZ	2000000006	8/14/2012	1,160.47
88107000	CAP Move-CWIP	UZ	2000000006	8/14/2012	618.86
88107000	CAP Move-CWIP	UZ	2000000006	8/14/2012	473.04
88107000	CAP Move-CWIP	UZ	2000000006	8/14/2012	6,286.57
88107000	CAP Move-CWIP	UZ	2000000006	8/14/2012	6,842.57
88107000	CAP Move-CWIP	UZ	2000000006	8/14/2012	898.94
88107000	CAP Move-CWIP	UZ	2000000006	8/14/2012	321.06
88107000	CAP Move-CWIP	UZ	2000000006	8/14/2012	1,949.61
88107000	CAP Move-CWIP	UZ	2000000006	8/14/2012	974.81
88257100	CAP Move-RWIP	UZ	2000000006	8/14/2012	1.22
88257100	CAP Move-RWIP	UZ	2000000006	8/14/2012	145.66
88257100	CAP Move-RWIP	UZ	2000000006	8/14/2012	291.32
88900000	CAP Move-Settlement	UZ	2000000006	8/14/2012	(84.91)
88900000	CAP Move-Settlement	UZ	2000000006	8/14/2012	(144.68)
88900000	CAP Move-Settlement	UZ	2000000006	8/14/2012	24.58
88900000	CAP Move-Settlement	UZ	2000000006	8/14/2012	(86.77)
88900000	CAP Move-Settlement	UZ	2000000006	8/14/2012	(707.21)
88900000	CAP Move-Settlement	UZ	2000000006	8/14/2012	(539.80)
88900000	CAP Move-Settlement	UZ	2000000006	8/14/2012	(45.93)
88900000	CAP Move-Settlement	UZ	2000000006	8/14/2012	(121.50)
88900000	CAP Move-Settlement	UZ	2000000006	8/14/2012	(1,160.47)
88900000	CAP Move-Settlement	UZ	2000000006	8/14/2012	(223.15)
88900000	CAP Move-Settlement	UZ	2000000006	8/14/2012	(618.86)
88900000	CAP Move-Settlement	UZ	2000000006	8/14/2012	(473.04)
88900000	CAP Move-Settlement	UZ	2000000006	8/14/2012	(6,842.57)
88900000	CAP Move-Settlement	UZ	2000000006	8/14/2012	(6,286.57)
88900000	CAP Move-Settlement	UZ	2000000006	8/14/2012	(898.94)
88900000	CAP Move-Settlement	UZ	2000000006	8/14/2012	(321.06)
88900000	CAP Move-Settlement	UZ	2000000006	8/14/2012	(1,120.47)
88900000	CAP Move-Settlement	UZ	2000000006	8/14/2012	(2,240.93)
40111000	Res Sales Billed	ZA	9400000223	8/15/2012	(37.11)

Kentucky American Water Company  
Case No. 2012-00520  
Response to PSC DR1, Item 31

Account	Description	Doc Type	Document Number	Posting Date	Amount
40111000	Res Sales Billed	ZA	9400000223	8/15/2012	(3.56)
40111000	Res Sales Billed	ZA	9400000223	8/15/2012	(140,012.58)
40121000	Com Sales Billed	ZA	9400000223	8/15/2012	2,950.20
40121000	Com Sales Billed	ZA	9400000223	8/15/2012	(66,337.88)
40145000	Priv Fire Billed	ZA	9400000223	8/15/2012	(4,727.69)
40151000	Publ Auth Billed	ZA	9400000223	8/15/2012	(10,095.42)
40171000	Misc Sales Billed	ZA	9400000223	8/15/2012	(748.75)
40211000	Dom WW Svc Billed	ZA	9400000223	8/15/2012	(6.91)
40211000	Dom WW Svc Billed	ZA	9400000223	8/15/2012	(49.59)
40310400	OthRev-NSF Ck Chrg	ZA	9400000223	8/15/2012	(48.00)
40310500	OthRev-Appl/InitFee	ZA	9400000223	8/15/2012	(3,146.00)
40310700	OthRev-Reconnct Fee	ZA	9400000223	8/15/2012	(988.00)
51510000	Purchased Power	ZN	5000000523	8/15/2012	40.69
51510000	Purchased Power	ZN	5000000523	8/15/2012	664.84
51510000	Purchased Power	ZN	5000000523	8/15/2012	43.83
51510000	Purchased Power	ZN	5000000523	8/15/2012	42.44
51510000	Purchased Power	ZN	5000000523	8/15/2012	2,305.05
51510000	Purchased Power	ZN	5000000523	8/15/2012	56.02
51510000	Purchased Power	ZN	5000000523	8/15/2012	38.65
51510000	Purchased Power	ZN	5000000523	8/15/2012	22.42
52000000	M&S Expense (O&M)	UZ	2000000007	8/15/2012	(1,110.79)
52000000	M&S Expense (O&M)	UZ	2000000007	8/15/2012	(1,554.75)
52000000	M&S Expense (O&M)	UZ	2000000007	8/15/2012	(645.76)
52000000	M&S Expense (O&M)	UZ	2000000007	8/15/2012	(670.18)
52000000	M&S Expense (O&M)	UZ	2000000007	8/15/2012	(966.56)
52000000	M&S Expense (O&M)	UZ	2000000007	8/15/2012	(236.06)
52000000	M&S Expense (O&M)	UZ	2000000007	8/15/2012	(373.59)
52000000	M&S Expense (O&M)	UZ	2000000007	8/15/2012	(70.82)
52000000	M&S Expense (O&M)	UZ	2000000007	8/15/2012	(377.37)
52000000	M&S Expense (O&M)	UZ	2000000007	8/15/2012	(47.21)
52000000	M&S Expense (O&M)	UZ	2000000007	8/15/2012	(1,232.55)
52000000	M&S Expense (O&M)	UZ	2000000007	8/15/2012	(236.07)
52000000	M&S Expense (O&M)	UZ	2000000007	8/15/2012	703.32
52000000	M&S Expense (O&M)	UZ	2000000007	8/15/2012	6,698.34
52000000	M&S Expense (O&M)	UZ	2000000007	8/15/2012	518.89
52000000	M&S Expense (O&M)	UZ	2000000007	8/15/2012	(7,721.98)
52000000	M&S Expense (O&M)	UZ	2000000007	8/15/2012	25.91
52000000	M&S Expense (O&M)	UZ	2000000007	8/15/2012	(518.89)
52000000	M&S Expense (O&M)	UZ	2000000007	8/15/2012	(25.91)
52000000	M&S Expense (O&M)	UZ	2000000007	8/15/2012	(290.97)
52000000	M&S Expense (O&M)	UZ	2000000007	8/15/2012	(285.06)
52000000	M&S Expense (O&M)	UZ	2000000007	8/15/2012	(612.95)
52000000	M&S Expense (O&M)	UZ	2000000007	8/15/2012	(204.99)
52000000	M&S Expense (O&M)	UZ	2000000007	8/15/2012	(101.17)
52000000	M&S Expense (O&M)	UZ	2000000007	8/15/2012	(212.34)
52000000	M&S Expense (O&M)	UZ	2000000007	8/15/2012	(536.63)
52000000	M&S Expense (O&M)	UZ	2000000007	8/15/2012	(790.92)
52000000	M&S Expense (O&M)	UZ	2000000007	8/15/2012	2,849.47
52000000	M&S Expense (O&M)	UZ	2000000007	8/15/2012	1,727.90
52000000	M&S Expense (O&M)	UZ	2000000007	8/15/2012	(211.00)
52000000	M&S Expense (O&M)	UZ	2000000007	8/15/2012	(554.82)
52000000	M&S Expense (O&M)	UZ	2000000007	8/15/2012	56.74
52000000	M&S Expense (O&M)	UZ	2000000007	8/15/2012	(56.74)
52000000	M&S Expense (O&M)	UZ	2000000007	8/15/2012	(122.70)
52532000	Electricity	ZN	5000000523	8/15/2012	123.73
52532000	Electricity	ZN	5000000523	8/15/2012	52.19
52532000	Electricity	ZN	5000000523	8/15/2012	37.45
52532000	Electricity	ZN	5000000523	8/15/2012	20.20
52532000	Electricity	ZN	5000000523	8/15/2012	28.40
52532000	Electricity	ZN	5000000523	8/15/2012	19.99
52532000	Electricity	ZN	5000000523	8/15/2012	20.89
52532000	Electricity	ZN	5000000523	8/15/2012	90.04
52532000	Electricity	ZN	5000000523	8/15/2012	49.43
52532000	Electricity	ZN	5000000523	8/15/2012	19.63
52532000	Electricity	ZN	5000000523	8/15/2012	32.10
52532000	Electricity	ZN	5000000523	8/15/2012	14.36
57010000	Uncoll Accts Exp	ZA	9400000223	8/15/2012	(275.42)
69063000	Def FIT-RegAsst/Liab	SI	9600000000	8/15/2012	37,714.41
69063000	Def FIT-RegAsst/Liab	SI	9600000001	8/15/2012	(300.91)
69063000	Def FIT-RegAsst/Liab	SI	9600000002	8/15/2012	2,158.75
69063000	Def FIT-RegAsst/Liab	SI	9600000002	8/15/2012	(11,029.58)
69063000	Def FIT-RegAsst/Liab	SI	9600000003	8/15/2012	(365.33)
69063000	Def FIT-RegAsst/Liab	SI	9600000004	8/15/2012	(2,750.67)
69063000	Def FIT-RegAsst/Liab	SI	9600000005	8/15/2012	(1,698.65)
69073000	Def SIT-RegAsst/Liab	SI	9600000000	8/15/2012	6,878.01
69073000	Def SIT-RegAsst/Liab	SI	9600000001	8/15/2012	(54.92)

Kentucky American Water Company  
Case No. 2012-00520  
Response to PSC DR1, Item 31

Account	Description	Doc Type	Document Number	Posting Date	Amount
69073000	Def SIT-RegAsst/Liab	SI	9600000002	8/15/2012	137.75
69073000	Def SIT-RegAsst/Liab	SI	9600000002	8/15/2012	(704.00)
69073000	Def SIT-RegAsst/Liab	SI	9600000003	8/15/2012	(66.67)
69073000	Def SIT-RegAsst/Liab	SI	9600000004	8/15/2012	(501.66)
69073000	Def SIT-RegAsst/Liab	SI	9600000005	8/15/2012	(309.68)
69073000	Def SIT-RegAsst/Liab	SI	9600000006	8/15/2012	(2,199.61)
69073000	Def SIT-RegAsst/Liab	SI	9600000007	8/15/2012	(1,857.42)
69522000	ITC Restored-3%	SI	9600000003	8/15/2012	(637.67)
69523000	ITC Restored-4%	SI	9600000001	8/15/2012	(525.42)
69524000	ITC Restored-10%	SI	9600000004	8/15/2012	(5,903.33)
88107000	CAP Move-CWIP	UZ	2000000008	8/15/2012	1,110.79
88107000	CAP Move-CWIP	UZ	2000000008	8/15/2012	1,554.75
88107000	CAP Move-CWIP	UZ	2000000008	8/15/2012	670.18
88107000	CAP Move-CWIP	UZ	2000000008	8/15/2012	645.76
88107000	CAP Move-CWIP	UZ	2000000008	8/15/2012	236.06
88107000	CAP Move-CWIP	UZ	2000000008	8/15/2012	966.56
88107000	CAP Move-CWIP	UZ	2000000008	8/15/2012	70.82
88107000	CAP Move-CWIP	UZ	2000000008	8/15/2012	373.59
88107000	CAP Move-CWIP	UZ	2000000008	8/15/2012	377.37
88107000	CAP Move-CWIP	UZ	2000000008	8/15/2012	47.21
88107000	CAP Move-CWIP	UZ	2000000008	8/15/2012	236.07
88107000	CAP Move-CWIP	UZ	2000000008	8/15/2012	1,232.55
88107000	CAP Move-CWIP	UZ	2000000008	8/15/2012	(703.32)
88107000	CAP Move-CWIP	UZ	2000000008	8/15/2012	(6,698.34)
88107000	CAP Move-CWIP	UZ	2000000008	8/15/2012	5,328.16
88107000	CAP Move-CWIP	UZ	2000000008	8/15/2012	(17.88)
88107000	CAP Move-CWIP	UZ	2000000008	8/15/2012	(358.03)
88107000	CAP Move-CWIP	UZ	2000000008	8/15/2012	17.88
88107000	CAP Move-CWIP	UZ	2000000008	8/15/2012	358.03
88107000	CAP Move-CWIP	UZ	2000000008	8/15/2012	290.97
88107000	CAP Move-CWIP	UZ	2000000008	8/15/2012	285.06
88107000	CAP Move-CWIP	UZ	2000000008	8/15/2012	204.99
88107000	CAP Move-CWIP	UZ	2000000008	8/15/2012	612.95
88107000	CAP Move-CWIP	UZ	2000000008	8/15/2012	101.17
88107000	CAP Move-CWIP	UZ	2000000008	8/15/2012	212.34
88107000	CAP Move-CWIP	UZ	2000000008	8/15/2012	536.63
88107000	CAP Move-CWIP	UZ	2000000008	8/15/2012	790.92
88107000	CAP Move-CWIP	UZ	2000000008	8/15/2012	(1,727.90)
88107000	CAP Move-CWIP	UZ	2000000008	8/15/2012	(2,849.47)
88107000	CAP Move-CWIP	UZ	2000000008	8/15/2012	554.82
88107000	CAP Move-CWIP	UZ	2000000008	8/15/2012	211.00
88107000	CAP Move-CWIP	UZ	2000000008	8/15/2012	(49.36)
88107000	CAP Move-CWIP	UZ	2000000008	8/15/2012	(106.75)
88107000	CAP Move-CWIP	UZ	2000000008	8/15/2012	49.36
88107000	CAP Move-CWIP	UZ	2000000008	8/15/2012	106.75
88257100	CAP Move-RWIP	UZ	2000000008	8/15/2012	2,393.82
88257100	CAP Move-RWIP	UZ	2000000008	8/15/2012	(8.03)
88257100	CAP Move-RWIP	UZ	2000000008	8/15/2012	(160.86)
88257100	CAP Move-RWIP	UZ	2000000008	8/15/2012	8.03
88257100	CAP Move-RWIP	UZ	2000000008	8/15/2012	160.86
88257100	CAP Move-RWIP	UZ	2000000008	8/15/2012	(15.95)
88257100	CAP Move-RWIP	UZ	2000000008	8/15/2012	(7.38)
88257100	CAP Move-RWIP	UZ	2000000008	8/15/2012	7.38
88257100	CAP Move-RWIP	UZ	2000000008	8/15/2012	15.95
88900000	CAP Move-Settlement	UZ	2000000008	8/15/2012	(1,554.75)
88900000	CAP Move-Settlement	UZ	2000000008	8/15/2012	(1,110.79)
88900000	CAP Move-Settlement	UZ	2000000008	8/15/2012	(645.76)
88900000	CAP Move-Settlement	UZ	2000000008	8/15/2012	(670.18)
88900000	CAP Move-Settlement	UZ	2000000008	8/15/2012	(966.56)
88900000	CAP Move-Settlement	UZ	2000000008	8/15/2012	(236.06)
88900000	CAP Move-Settlement	UZ	2000000008	8/15/2012	(70.82)
88900000	CAP Move-Settlement	UZ	2000000008	8/15/2012	(373.59)
88900000	CAP Move-Settlement	UZ	2000000008	8/15/2012	(377.37)
88900000	CAP Move-Settlement	UZ	2000000008	8/15/2012	(47.21)
88900000	CAP Move-Settlement	UZ	2000000008	8/15/2012	(1,232.55)
88900000	CAP Move-Settlement	UZ	2000000008	8/15/2012	(236.07)
88900000	CAP Move-Settlement	UZ	2000000008	8/15/2012	703.32
88900000	CAP Move-Settlement	UZ	2000000008	8/15/2012	6,698.34
88900000	CAP Move-Settlement	UZ	2000000008	8/15/2012	25.91
88900000	CAP Move-Settlement	UZ	2000000008	8/15/2012	(7,721.98)
88900000	CAP Move-Settlement	UZ	2000000008	8/15/2012	518.89
88900000	CAP Move-Settlement	UZ	2000000008	8/15/2012	(25.91)
88900000	CAP Move-Settlement	UZ	2000000008	8/15/2012	(518.89)
88900000	CAP Move-Settlement	UZ	2000000008	8/15/2012	(290.97)
88900000	CAP Move-Settlement	UZ	2000000008	8/15/2012	(285.06)
88900000	CAP Move-Settlement	UZ	2000000008	8/15/2012	(204.99)
88900000	CAP Move-Settlement	UZ	2000000008	8/15/2012	(612.95)

Kentucky American Water Company  
Case No. 2012-00520  
Response to PSC DR1, Item 31

Account	Description	Doc Type	Document Number	Posting Date	Amount
88900000	CAP Move-Settlement	UZ	2000000008	8/15/2012	(101.17)
88900000	CAP Move-Settlement	UZ	2000000008	8/15/2012	(212.34)
88900000	CAP Move-Settlement	UZ	2000000008	8/15/2012	(536.63)
88900000	CAP Move-Settlement	UZ	2000000008	8/15/2012	(790.92)
88900000	CAP Move-Settlement	UZ	2000000008	8/15/2012	1,727.90
88900000	CAP Move-Settlement	UZ	2000000008	8/15/2012	2,849.47
88900000	CAP Move-Settlement	UZ	2000000008	8/15/2012	(554.82)
88900000	CAP Move-Settlement	UZ	2000000008	8/15/2012	(211.00)
88900000	CAP Move-Settlement	UZ	2000000008	8/15/2012	56.74
88900000	CAP Move-Settlement	UZ	2000000008	8/15/2012	122.70
88900000	CAP Move-Settlement	UZ	2000000008	8/15/2012	(122.70)
88900000	CAP Move-Settlement	UZ	2000000008	8/15/2012	(56.74)
40111000	Res Sales Billed	ZA	9400000262	8/16/2012	(121,978.77)
40111000	Res Sales Billed	ZA	9400000262	8/16/2012	(73.45)
40111000	Res Sales Billed	ZA	9400000262	8/16/2012	(12.88)
40121000	Com Sales Billed	ZA	9400000262	8/16/2012	(77,095.38)
40121000	Com Sales Billed	ZA	9400000262	8/16/2012	(2,950.50)
40131000	Ind Sales Billed	ZA	9400000262	8/16/2012	(485.02)
40145000	Priv Fire Billed	ZA	9400000262	8/16/2012	(3,025.75)
40151000	Publ Auth Billed	ZA	9400000262	8/16/2012	(41,383.06)
40310400	OthRev-NSF Ck Chrg	ZA	9400000262	8/16/2012	(72.00)
40310500	OthRev-Appl/InitFee	ZA	9400000262	8/16/2012	(52.00)
40310500	OthRev-Appl/InitFee	ZA	9400000262	8/16/2012	(1,924.00)
40310700	OthRev-Reconnect Fee	ZA	9400000262	8/16/2012	(1,066.00)
51510000	Purchased Power	KR	5000000545	8/16/2012	6,380.62
51510000	Purchased Power	KR	5000000545	8/16/2012	870.08
52000000	M&S Expense (O&M)	WA	5000000526	8/16/2012	121.49
52000000	M&S Expense (O&M)	WA	5000000527	8/16/2012	301.53
52000000	M&S Expense (O&M)	WA	5000000528	8/16/2012	2,569.50
52000000	M&S Expense (O&M)	WA	5000000528	8/16/2012	1,278.84
52000000	M&S Expense (O&M)	WA	5000000528	8/16/2012	1,274.23
52000000	M&S Expense (O&M)	WA	5000000528	8/16/2012	7,219.80
52000000	M&S Expense (O&M)	WA	5000000528	8/16/2012	5,025.31
52000000	M&S Expense (O&M)	WA	5000000528	8/16/2012	32.55
52000000	M&S Expense (O&M)	KR	5000000535	8/16/2012	305.52
52000000	M&S Expense (O&M)	WA	5000000548	8/16/2012	1,541.70
52000000	M&S Expense (O&M)	WA	5000000548	8/16/2012	5,304.44
52000000	M&S Expense (O&M)	WA	5000000548	8/16/2012	162.66
52000000	M&S Expense (O&M)	WA	5000000548	8/16/2012	89.26
52000000	M&S Expense (O&M)	WA	5000000548	8/16/2012	140.35
52000000	M&S Expense (O&M)	WA	5000000549	8/16/2012	(516.96)
52000000	M&S Expense (O&M)	UZ	2000000011	8/16/2012	(8,869.04)
52000000	M&S Expense (O&M)	UZ	2000000011	8/16/2012	(8,531.19)
52000000	M&S Expense (O&M)	UZ	2000000009	8/16/2012	(5,791.49)
52000000	M&S Expense (O&M)	UZ	2000000011	8/16/2012	(301.53)
52000000	M&S Expense (O&M)	UZ	2000000011	8/16/2012	(121.49)
52546000	Grounds Keeping	KR	5000000536	8/16/2012	155.82
52546000	Grounds Keeping	KR	5000000536	8/16/2012	37.95
52546000	Grounds Keeping	KR	5000000536	8/16/2012	53.00
52546000	Grounds Keeping	KR	5000000536	8/16/2012	53.00
52562500	Overnight Shippng	KR	5000000532	8/16/2012	12.46
52562500	Overnight Shippng	KR	5000000532	8/16/2012	8.93
52562500	Overnight Shippng	KR	5000000533	8/16/2012	168.43
52562500	Overnight Shippng	KR	5000000538	8/16/2012	805.21
52562500	Overnight Shippng	KR	5000000547	8/16/2012	274.33
52574100	Cell Phone	ZC	9400000224	8/16/2012	202.47
53150000	Contr Svc-Other	KR	5000000537	8/16/2012	111.30
53150000	Contr Svc-Other	KR	5000000537	8/16/2012	185.50
53150000	Contr Svc-Other	KR	5000000537	8/16/2012	118.72
53150000	Contr Svc-Other	KR	5000000537	8/16/2012	118.72
53150000	Contr Svc-Other	KR	5000000544	8/16/2012	1,160.70
53152000	Contr Svc-Lab Testng	KR	5000000534	8/16/2012	1,385.27
57010000	Uncoll Accts Exp	ZA	9400000262	8/16/2012	(60.97)
57010000	Uncoll Accts Exp	ZA	9400000262	8/16/2012	(190.62)
68520100	Tax Discounts	KR	5000000545	8/16/2012	(1,500.00)
68520100	Tax Discounts	KR	5000000545	8/16/2012	(0.04)
88107000	CAP Move-CWIP	UZ	2000000012	8/16/2012	8,869.04
88107000	CAP Move-CWIP	UZ	2000000012	8/16/2012	8,531.19
88107000	CAP Move-CWIP	UZ	2000000010	8/16/2012	5,791.49
88107000	CAP Move-CWIP	UZ	2000000012	8/16/2012	301.53
88107000	CAP Move-CWIP	UZ	2000000012	8/16/2012	83.83
88257100	CAP Move-RWIP	UZ	2000000012	8/16/2012	37.66
88900000	CAP Move-Settlement	UZ	2000000012	8/16/2012	(8,869.04)
88900000	CAP Move-Settlement	UZ	2000000012	8/16/2012	(8,531.19)
88900000	CAP Move-Settlement	UZ	2000000010	8/16/2012	(5,791.49)
88900000	CAP Move-Settlement	UZ	2000000012	8/16/2012	(301.53)
88900000	CAP Move-Settlement	UZ	2000000012	8/16/2012	(121.49)

Kentucky American Water Company  
Case No. 2012-00520  
Response to PSC DR1, Item 31

Account	Description	Doc Type	Document Number	Posting Date	Amount
40111000	Res Sales Billed	ZA	9400000225	8/17/2012	(7,364.46)
40111000	Res Sales Billed	ZA	9400000225	8/17/2012	(8.13)
40111000	Res Sales Billed	ZA	9400000225	8/17/2012	(93,982.10)
40121000	Com Sales Billed	ZA	9400000225	8/17/2012	(1,088.56)
40121000	Com Sales Billed	ZA	9400000225	8/17/2012	(54,647.38)
40145000	Priv Fire Billed	ZA	9400000225	8/17/2012	(2,528.28)
40151000	Publ Auth Billed	ZA	9400000225	8/17/2012	(71,836.58)
40211000	Dom WW Svc Billed	ZA	9400000225	8/17/2012	(8.06)
40310400	OthRev-NSF Ck Chrg	ZA	9400000225	8/17/2012	(108.00)
40310500	OthRev-Appl/InitFee	ZA	9400000225	8/17/2012	(130.00)
40310500	OthRev-Appl/InitFee	ZA	9400000225	8/17/2012	(858.00)
40310700	OthRev-Reconnct Fee	ZA	9400000225	8/17/2012	(416.00)
50510100	PBOP Cap Credits	UZ	2000000014	8/17/2012	(46.88)
50510100	PBOP Cap Credits	UZ	2000000014	8/17/2012	(332.27)
50510100	PBOP Cap Credits	UZ	2000000014	8/17/2012	(70.33)
50510100	PBOP Cap Credits	UZ	2000000014	8/17/2012	(33.40)
50510100	PBOP Cap Credits	UZ	2000000013	8/17/2012	(33.40)
50510100	PBOP Cap Credits	UZ	2000000014	8/17/2012	(141.11)
50510100	PBOP Cap Credits	UZ	2000000014	8/17/2012	(119.90)
50510100	PBOP Cap Credits	UZ	2000000014	8/17/2012	(167.52)
50510100	PBOP Cap Credits	UZ	2000000014	8/17/2012	(110.58)
50510100	PBOP Cap Credits	UZ	2000000013	8/17/2012	(174.69)
50510100	PBOP Cap Credits	UZ	2000000014	8/17/2012	(924.27)
50510100	PBOP Cap Credits	UZ	2000000013	8/17/2012	(22.55)
50510100	PBOP Cap Credits	UZ	2000000014	8/17/2012	(20.39)
50510100	PBOP Cap Credits	UZ	2000000013	8/17/2012	(68.33)
50510100	PBOP Cap Credits	UZ	2000000014	8/17/2012	(100.28)
50510100	PBOP Cap Credits	UZ	2000000014	8/17/2012	(450.76)
50510100	PBOP Cap Credits	UZ	2000000013	8/17/2012	(323.25)
50510100	PBOP Cap Credits	UZ	2000000013	8/17/2012	(75.26)
50510100	PBOP Cap Credits	UZ	2000000013	8/17/2012	(74.23)
50510100	PBOP Cap Credits	UZ	2000000014	8/17/2012	(193.85)
50510100	PBOP Cap Credits	UZ	2000000014	8/17/2012	(440.07)
50510100	PBOP Cap Credits	UZ	2000000014	8/17/2012	(1.65)
50510100	PBOP Cap Credits	UZ	2000000014	8/17/2012	(52.65)
50510100	PBOP Cap Credits	UZ	2000000014	8/17/2012	(67.37)
50510100	PBOP Cap Credits	UZ	2000000014	8/17/2012	(29.76)
50510100	PBOP Cap Credits	UZ	2000000014	8/17/2012	(22.66)
50510100	PBOP Cap Credits	UZ	2000000014	8/17/2012	(91.29)
50510100	PBOP Cap Credits	UZ	2000000013	8/17/2012	(5.66)
50510100	PBOP Cap Credits	UZ	2000000013	8/17/2012	(210.62)
50610100	Pension Cap Credits	UZ	2000000014	8/17/2012	(55.19)
50610100	Pension Cap Credits	UZ	2000000014	8/17/2012	(391.11)
50610100	Pension Cap Credits	UZ	2000000014	8/17/2012	(82.78)
50610100	Pension Cap Credits	UZ	2000000014	8/17/2012	(39.31)
50610100	Pension Cap Credits	UZ	2000000013	8/17/2012	(39.31)
50610100	Pension Cap Credits	UZ	2000000013	8/17/2012	(166.10)
50610100	Pension Cap Credits	UZ	2000000014	8/17/2012	(141.14)
50610100	Pension Cap Credits	UZ	2000000013	8/17/2012	(197.19)
50610100	Pension Cap Credits	UZ	2000000014	8/17/2012	(130.16)
50610100	Pension Cap Credits	UZ	2000000013	8/17/2012	(205.62)
50610100	Pension Cap Credits	UZ	2000000013	8/17/2012	(1,087.94)
50610100	Pension Cap Credits	UZ	2000000013	8/17/2012	(26.54)
50610100	Pension Cap Credits	UZ	2000000014	8/17/2012	(23.99)
50610100	Pension Cap Credits	UZ	2000000013	8/17/2012	(80.43)
50610100	Pension Cap Credits	UZ	2000000013	8/17/2012	(118.04)
50610100	Pension Cap Credits	UZ	2000000014	8/17/2012	(530.58)
50610100	Pension Cap Credits	UZ	2000000014	8/17/2012	(380.48)
50610100	Pension Cap Credits	UZ	2000000013	8/17/2012	(88.58)
50610100	Pension Cap Credits	UZ	2000000014	8/17/2012	(87.37)
50610100	Pension Cap Credits	UZ	2000000014	8/17/2012	(228.18)
50610100	Pension Cap Credits	UZ	2000000014	8/17/2012	(518.00)
50610100	Pension Cap Credits	UZ	2000000013	8/17/2012	(1.94)
50610100	Pension Cap Credits	UZ	2000000013	8/17/2012	(61.98)
50610100	Pension Cap Credits	UZ	2000000013	8/17/2012	(79.29)
50610100	Pension Cap Credits	UZ	2000000013	8/17/2012	(35.03)
50610100	Pension Cap Credits	UZ	2000000014	8/17/2012	(26.67)
50610100	Pension Cap Credits	UZ	2000000014	8/17/2012	(107.46)
50610100	Pension Cap Credits	UZ	2000000014	8/17/2012	(6.67)
50610100	Pension Cap Credits	UZ	2000000013	8/17/2012	(247.91)
51010000	Purchased Water	KR	5000000565	8/17/2012	1,730.68
51010000	Purchased Water	KR	5000000566	8/17/2012	4,077.13
51510000	Purchased Power	KR	5000000553	8/17/2012	3,190.31
51510000	Purchased Power	KR	5000000553	8/17/2012	435.04
51510000	Purchased Power	ZN	5000000559	8/17/2012	20.80
52000000	M&S Expense (O&M)	WA	5000000550	8/17/2012	(149.91)
52000000	M&S Expense (O&M)	KR	5000000551	8/17/2012	155.17

Kentucky American Water Company  
Case No. 2012-00520  
Response to PSC DR1, Item 31

Account	Description	Doc Type	Document Number	Posting Date	Amount
52000000	M&S Expense (O&M)	UZ	2000000013	8/17/2012	(5,393.70)
52000000	M&S Expense (O&M)	UZ	2000000013	8/17/2012	149.91
52000000	M&S Expense (O&M)	UZ	2000000014	8/17/2012	(1,844.71)
52000000	M&S Expense (O&M)	UZ	2000000014	8/17/2012	516.96
52532000	Electricity	ZN	5000000559	8/17/2012	22.01
53150016	Contr Svc-Other AG	KR	5000000555	8/17/2012	49.18
53150016	Contr Svc-Other AG	KR	5000000555	8/17/2012	16.32
53150016	Contr Svc-Other AG	KR	5000000555	8/17/2012	3.73
53150016	Contr Svc-Other AG	KR	5000000555	8/17/2012	12.07
53151016	Contr Svc-Temp EE AG	KR	5000000570	8/17/2012	826.80
55000100	Trans Cap Credits	UZ	2000000013	8/17/2012	(6.89)
55000100	Trans Cap Credits	UZ	2000000013	8/17/2012	(48.83)
55000100	Trans Cap Credits	UZ	2000000013	8/17/2012	(10.33)
55000100	Trans Cap Credits	UZ	2000000013	8/17/2012	(4.91)
55000100	Trans Cap Credits	UZ	2000000014	8/17/2012	(4.91)
55000100	Trans Cap Credits	UZ	2000000013	8/17/2012	(20.74)
55000100	Trans Cap Credits	UZ	2000000014	8/17/2012	(17.62)
55000100	Trans Cap Credits	UZ	2000000013	8/17/2012	(24.62)
55000100	Trans Cap Credits	UZ	2000000014	8/17/2012	(16.25)
55000100	Trans Cap Credits	UZ	2000000014	8/17/2012	(25.67)
55000100	Trans Cap Credits	UZ	2000000014	8/17/2012	(135.82)
55000100	Trans Cap Credits	UZ	2000000014	8/17/2012	(3.31)
55000100	Trans Cap Credits	UZ	2000000014	8/17/2012	(3.00)
55000100	Trans Cap Credits	UZ	2000000014	8/17/2012	(10.04)
55000100	Trans Cap Credits	UZ	2000000014	8/17/2012	(14.74)
55000100	Trans Cap Credits	UZ	2000000013	8/17/2012	(66.24)
55000100	Trans Cap Credits	UZ	2000000013	8/17/2012	(47.50)
55000100	Trans Cap Credits	UZ	2000000013	8/17/2012	(11.06)
55000100	Trans Cap Credits	UZ	2000000013	8/17/2012	(10.91)
55000100	Trans Cap Credits	UZ	2000000013	8/17/2012	(28.49)
55000100	Trans Cap Credits	UZ	2000000014	8/17/2012	(64.67)
55000100	Trans Cap Credits	UZ	2000000013	8/17/2012	(0.24)
55000100	Trans Cap Credits	UZ	2000000014	8/17/2012	(7.74)
55000100	Trans Cap Credits	UZ	2000000014	8/17/2012	(9.90)
55000100	Trans Cap Credits	UZ	2000000014	8/17/2012	(4.37)
55000100	Trans Cap Credits	UZ	2000000013	8/17/2012	(3.33)
55000100	Trans Cap Credits	UZ	2000000013	8/17/2012	(13.42)
55000100	Trans Cap Credits	UZ	2000000014	8/17/2012	(0.83)
55000100	Trans Cap Credits	UZ	2000000014	8/17/2012	(30.95)
55720100	Ins W/C Cap Credits	UZ	2000000014	8/17/2012	(6.17)
55720100	Ins W/C Cap Credits	UZ	2000000014	8/17/2012	(43.70)
55720100	Ins W/C Cap Credits	UZ	2000000014	8/17/2012	(9.25)
55720100	Ins W/C Cap Credits	UZ	2000000014	8/17/2012	(4.39)
55720100	Ins W/C Cap Credits	UZ	2000000014	8/17/2012	(4.39)
55720100	Ins W/C Cap Credits	UZ	2000000014	8/17/2012	(18.56)
55720100	Ins W/C Cap Credits	UZ	2000000013	8/17/2012	(15.77)
55720100	Ins W/C Cap Credits	UZ	2000000013	8/17/2012	(22.03)
55720100	Ins W/C Cap Credits	UZ	2000000014	8/17/2012	(14.54)
55720100	Ins W/C Cap Credits	UZ	2000000014	8/17/2012	(22.98)
55720100	Ins W/C Cap Credits	UZ	2000000014	8/17/2012	(121.56)
55720100	Ins W/C Cap Credits	UZ	2000000013	8/17/2012	(2.97)
55720100	Ins W/C Cap Credits	UZ	2000000013	8/17/2012	(2.68)
55720100	Ins W/C Cap Credits	UZ	2000000014	8/17/2012	(8.99)
55720100	Ins W/C Cap Credits	UZ	2000000013	8/17/2012	(13.19)
55720100	Ins W/C Cap Credits	UZ	2000000013	8/17/2012	(59.28)
55720100	Ins W/C Cap Credits	UZ	2000000013	8/17/2012	(42.51)
55720100	Ins W/C Cap Credits	UZ	2000000014	8/17/2012	(9.90)
55720100	Ins W/C Cap Credits	UZ	2000000013	8/17/2012	(9.76)
55720100	Ins W/C Cap Credits	UZ	2000000013	8/17/2012	(25.50)
55720100	Ins W/C Cap Credits	UZ	2000000014	8/17/2012	(57.88)
55720100	Ins W/C Cap Credits	UZ	2000000013	8/17/2012	(0.22)
55720100	Ins W/C Cap Credits	UZ	2000000014	8/17/2012	(6.93)
55720100	Ins W/C Cap Credits	UZ	2000000014	8/17/2012	(8.86)
55720100	Ins W/C Cap Credits	UZ	2000000013	8/17/2012	(3.91)
55720100	Ins W/C Cap Credits	UZ	2000000014	8/17/2012	(2.98)
55720100	Ins W/C Cap Credits	UZ	2000000014	8/17/2012	(12.01)
55720100	Ins W/C Cap Credits	UZ	2000000013	8/17/2012	(0.74)
55720100	Ins W/C Cap Credits	UZ	2000000013	8/17/2012	(27.70)
57010000	Uncoll Accts Exp	ZA	9400000225	8/17/2012	(50.72)
57010000	Uncoll Accts Exp	ZA	9400000225	8/17/2012	(690.26)
88107000	CAP Move-CWIP	UZ	2000000015	8/17/2012	5,393.70
88107000	CAP Move-CWIP	UZ	2000000016	8/17/2012	1,844.71
88107000	CAP Move-CWIP	UZ	2000000016	8/17/2012	(149.91)
88107000	CAP Move-CWIP	UZ	2000000015	8/17/2012	55.19
88107000	CAP Move-CWIP	UZ	2000000015	8/17/2012	6.17
88107000	CAP Move-CWIP	UZ	2000000015	8/17/2012	6.89
88107000	CAP Move-CWIP	UZ	2000000016	8/17/2012	46.88

Kentucky American Water Company  
Case No. 2012-00520  
Response to PSC DR1, Item 31

Account	Description	Doc Type	Document Number	Posting Date	Amount
88107000	CAP Move-CWIP	UZ	2000000015	8/17/2012	332.27
88107000	CAP Move-CWIP	UZ	2000000016	8/17/2012	43.70
88107000	CAP Move-CWIP	UZ	2000000016	8/17/2012	391.11
88107000	CAP Move-CWIP	UZ	2000000016	8/17/2012	48.83
88107000	CAP Move-CWIP	UZ	2000000015	8/17/2012	9.25
88107000	CAP Move-CWIP	UZ	2000000015	8/17/2012	82.78
88107000	CAP Move-CWIP	UZ	2000000015	8/17/2012	10.33
88107000	CAP Move-CWIP	UZ	2000000016	8/17/2012	70.33
88107000	CAP Move-CWIP	UZ	2000000016	8/17/2012	(516.96)
88107000	CAP Move-CWIP	UZ	2000000015	8/17/2012	4.91
88107000	CAP Move-CWIP	UZ	2000000015	8/17/2012	39.31
88107000	CAP Move-CWIP	UZ	2000000016	8/17/2012	4.39
88107000	CAP Move-CWIP	UZ	2000000016	8/17/2012	33.40
88107000	CAP Move-CWIP	UZ	2000000015	8/17/2012	39.31
88107000	CAP Move-CWIP	UZ	2000000015	8/17/2012	4.91
88107000	CAP Move-CWIP	UZ	2000000015	8/17/2012	4.39
88107000	CAP Move-CWIP	UZ	2000000015	8/17/2012	33.40
88107000	CAP Move-CWIP	UZ	2000000015	8/17/2012	18.37
88107000	CAP Move-CWIP	UZ	2000000016	8/17/2012	164.44
88107000	CAP Move-CWIP	UZ	2000000016	8/17/2012	20.53
88107000	CAP Move-CWIP	UZ	2000000016	8/17/2012	139.70
88107000	CAP Move-CWIP	UZ	2000000016	8/17/2012	17.62
88107000	CAP Move-CWIP	UZ	2000000016	8/17/2012	141.14
88107000	CAP Move-CWIP	UZ	2000000016	8/17/2012	119.90
88107000	CAP Move-CWIP	UZ	2000000016	8/17/2012	15.77
88107000	CAP Move-CWIP	UZ	2000000015	8/17/2012	167.52
88107000	CAP Move-CWIP	UZ	2000000016	8/17/2012	24.62
88107000	CAP Move-CWIP	UZ	2000000016	8/17/2012	22.03
88107000	CAP Move-CWIP	UZ	2000000016	8/17/2012	197.19
88107000	CAP Move-CWIP	UZ	2000000016	8/17/2012	16.25
88107000	CAP Move-CWIP	UZ	2000000016	8/17/2012	14.54
88107000	CAP Move-CWIP	UZ	2000000016	8/17/2012	110.58
88107000	CAP Move-CWIP	UZ	2000000016	8/17/2012	130.16
88107000	CAP Move-CWIP	UZ	2000000015	8/17/2012	22.98
88107000	CAP Move-CWIP	UZ	2000000015	8/17/2012	205.62
88107000	CAP Move-CWIP	UZ	2000000016	8/17/2012	25.67
88107000	CAP Move-CWIP	UZ	2000000016	8/17/2012	174.69
88107000	CAP Move-CWIP	UZ	2000000015	8/17/2012	134.46
88107000	CAP Move-CWIP	UZ	2000000016	8/17/2012	1,077.06
88107000	CAP Move-CWIP	UZ	2000000016	8/17/2012	915.03
88107000	CAP Move-CWIP	UZ	2000000016	8/17/2012	120.34
88107000	CAP Move-CWIP	UZ	2000000015	8/17/2012	22.55
88107000	CAP Move-CWIP	UZ	2000000015	8/17/2012	26.54
88107000	CAP Move-CWIP	UZ	2000000016	8/17/2012	3.31
88107000	CAP Move-CWIP	UZ	2000000016	8/17/2012	2.97
88107000	CAP Move-CWIP	UZ	2000000015	8/17/2012	20.39
88107000	CAP Move-CWIP	UZ	2000000015	8/17/2012	23.99
88107000	CAP Move-CWIP	UZ	2000000015	8/17/2012	3.00
88107000	CAP Move-CWIP	UZ	2000000015	8/17/2012	2.68
88107000	CAP Move-CWIP	UZ	2000000015	8/17/2012	47.15
88107000	CAP Move-CWIP	UZ	2000000016	8/17/2012	6.20
88107000	CAP Move-CWIP	UZ	2000000016	8/17/2012	6.93
88107000	CAP Move-CWIP	UZ	2000000016	8/17/2012	55.50
88107000	CAP Move-CWIP	UZ	2000000015	8/17/2012	118.04
88107000	CAP Move-CWIP	UZ	2000000015	8/17/2012	100.28
88107000	CAP Move-CWIP	UZ	2000000016	8/17/2012	14.74
88107000	CAP Move-CWIP	UZ	2000000016	8/17/2012	13.19
88107000	CAP Move-CWIP	UZ	2000000015	8/17/2012	450.76
88107000	CAP Move-CWIP	UZ	2000000015	8/17/2012	59.28
88107000	CAP Move-CWIP	UZ	2000000015	8/17/2012	66.24
88107000	CAP Move-CWIP	UZ	2000000016	8/17/2012	530.58
88107000	CAP Move-CWIP	UZ	2000000015	8/17/2012	223.04
88107000	CAP Move-CWIP	UZ	2000000015	8/17/2012	262.53
88107000	CAP Move-CWIP	UZ	2000000015	8/17/2012	32.77
88107000	CAP Move-CWIP	UZ	2000000015	8/17/2012	29.33
88107000	CAP Move-CWIP	UZ	2000000015	8/17/2012	61.12
88107000	CAP Move-CWIP	UZ	2000000015	8/17/2012	6.83
88107000	CAP Move-CWIP	UZ	2000000016	8/17/2012	7.63
88107000	CAP Move-CWIP	UZ	2000000016	8/17/2012	51.93
88107000	CAP Move-CWIP	UZ	2000000016	8/17/2012	74.23
88107000	CAP Move-CWIP	UZ	2000000016	8/17/2012	9.76
88107000	CAP Move-CWIP	UZ	2000000016	8/17/2012	87.37
88107000	CAP Move-CWIP	UZ	2000000016	8/17/2012	10.91
88107000	CAP Move-CWIP	UZ	2000000016	8/17/2012	198.52
88107000	CAP Move-CWIP	UZ	2000000016	8/17/2012	24.79
88107000	CAP Move-CWIP	UZ	2000000016	8/17/2012	168.65
88107000	CAP Move-CWIP	UZ	2000000016	8/17/2012	22.18

Kentucky American Water Company  
Case No. 2012-00520  
Response to PSC DR1, Item 31

Account	Description	Doc Type	Document Number	Posting Date	Amount
88107000	CAP Move-CWIP	UZ	2000000015	8/17/2012	450.66
88107000	CAP Move-CWIP	UZ	2000000016	8/17/2012	50.36
88107000	CAP Move-CWIP	UZ	2000000016	8/17/2012	382.86
88107000	CAP Move-CWIP	UZ	2000000016	8/17/2012	56.26
88107000	CAP Move-CWIP	UZ	2000000016	8/17/2012	0.21
88107000	CAP Move-CWIP	UZ	2000000016	8/17/2012	1.44
88107000	CAP Move-CWIP	UZ	2000000016	8/17/2012	0.19
88107000	CAP Move-CWIP	UZ	2000000016	8/17/2012	1.69
88107000	CAP Move-CWIP	UZ	2000000015	8/17/2012	61.98
88107000	CAP Move-CWIP	UZ	2000000016	8/17/2012	7.74
88107000	CAP Move-CWIP	UZ	2000000016	8/17/2012	52.65
88107000	CAP Move-CWIP	UZ	2000000016	8/17/2012	6.93
88107000	CAP Move-CWIP	UZ	2000000015	8/17/2012	79.29
88107000	CAP Move-CWIP	UZ	2000000016	8/17/2012	67.37
88107000	CAP Move-CWIP	UZ	2000000016	8/17/2012	8.86
88107000	CAP Move-CWIP	UZ	2000000016	8/17/2012	9.90
88107000	CAP Move-CWIP	UZ	2000000015	8/17/2012	3.91
88107000	CAP Move-CWIP	UZ	2000000015	8/17/2012	29.76
88107000	CAP Move-CWIP	UZ	2000000015	8/17/2012	35.03
88107000	CAP Move-CWIP	UZ	2000000016	8/17/2012	4.37
88107000	CAP Move-CWIP	UZ	2000000015	8/17/2012	2.60
88107000	CAP Move-CWIP	UZ	2000000015	8/17/2012	20.80
88107000	CAP Move-CWIP	UZ	2000000016	8/17/2012	17.67
88107000	CAP Move-CWIP	UZ	2000000016	8/17/2012	2.32
88107000	CAP Move-CWIP	UZ	2000000015	8/17/2012	91.29
88107000	CAP Move-CWIP	UZ	2000000015	8/17/2012	107.46
88107000	CAP Move-CWIP	UZ	2000000016	8/17/2012	12.01
88107000	CAP Move-CWIP	UZ	2000000016	8/17/2012	13.42
88107000	CAP Move-CWIP	UZ	2000000015	8/17/2012	0.74
88107000	CAP Move-CWIP	UZ	2000000015	8/17/2012	6.67
88107000	CAP Move-CWIP	UZ	2000000015	8/17/2012	0.83
88107000	CAP Move-CWIP	UZ	2000000016	8/17/2012	5.66
88107000	CAP Move-CWIP	UZ	2000000015	8/17/2012	27.70
88107000	CAP Move-CWIP	UZ	2000000015	8/17/2012	210.62
88107000	CAP Move-CWIP	UZ	2000000015	8/17/2012	30.95
88107000	CAP Move-CWIP	UZ	2000000016	8/17/2012	247.91
88257100	CAP Move-RWIP	UZ	2000000015	8/17/2012	1.66
88257100	CAP Move-RWIP	UZ	2000000015	8/17/2012	0.21
88257100	CAP Move-RWIP	UZ	2000000016	8/17/2012	0.19
88257100	CAP Move-RWIP	UZ	2000000016	8/17/2012	1.41
88257100	CAP Move-RWIP	UZ	2000000015	8/17/2012	1.22
88257100	CAP Move-RWIP	UZ	2000000015	8/17/2012	10.88
88257100	CAP Move-RWIP	UZ	2000000016	8/17/2012	9.24
88257100	CAP Move-RWIP	UZ	2000000016	8/17/2012	1.36
88257100	CAP Move-RWIP	UZ	2000000015	8/17/2012	24.93
88257100	CAP Move-RWIP	UZ	2000000015	8/17/2012	21.18
88257100	CAP Move-RWIP	UZ	2000000016	8/17/2012	3.11
88257100	CAP Move-RWIP	UZ	2000000016	8/17/2012	2.79
88257100	CAP Move-RWIP	UZ	2000000015	8/17/2012	100.21
88257100	CAP Move-RWIP	UZ	2000000015	8/17/2012	13.18
88257100	CAP Move-RWIP	UZ	2000000016	8/17/2012	14.73
88257100	CAP Move-RWIP	UZ	2000000016	8/17/2012	117.95
88257100	CAP Move-RWIP	UZ	2000000016	8/17/2012	3.43
88257100	CAP Move-RWIP	UZ	2000000016	8/17/2012	3.07
88257100	CAP Move-RWIP	UZ	2000000016	8/17/2012	23.33
88257100	CAP Move-RWIP	UZ	2000000016	8/17/2012	27.46
88257100	CAP Move-RWIP	UZ	2000000015	8/17/2012	3.32
88257100	CAP Move-RWIP	UZ	2000000016	8/17/2012	25.20
88257100	CAP Move-RWIP	UZ	2000000016	8/17/2012	3.70
88257100	CAP Move-RWIP	UZ	2000000016	8/17/2012	29.66
88257100	CAP Move-RWIP	UZ	2000000015	8/17/2012	57.21
88257100	CAP Move-RWIP	UZ	2000000015	8/17/2012	67.34
88257100	CAP Move-RWIP	UZ	2000000016	8/17/2012	7.52
88257100	CAP Move-RWIP	UZ	2000000016	8/17/2012	8.41
88257100	CAP Move-RWIP	UZ	2000000015	8/17/2012	0.03
88257100	CAP Move-RWIP	UZ	2000000016	8/17/2012	0.25
88257100	CAP Move-RWIP	UZ	2000000016	8/17/2012	0.03
88257100	CAP Move-RWIP	UZ	2000000016	8/17/2012	0.21
88257100	CAP Move-RWIP	UZ	2000000015	8/17/2012	5.87
88257100	CAP Move-RWIP	UZ	2000000016	8/17/2012	4.99
88257100	CAP Move-RWIP	UZ	2000000016	8/17/2012	0.66
88257100	CAP Move-RWIP	UZ	2000000016	8/17/2012	0.73
88900000	CAP Move-Settlement	UZ	2000000016	8/17/2012	149.91
88900000	CAP Move-Settlement	UZ	2000000016	8/17/2012	(5,393.70)
88900000	CAP Move-Settlement	UZ	2000000016	8/17/2012	(1,844.71)
88900000	CAP Move-Settlement	UZ	2000000015	8/17/2012	(55.19)
88900000	CAP Move-Settlement	UZ	2000000015	8/17/2012	(46.88)



Kentucky American Water Company  
Case No. 2012-00520  
Response to PSC DR1, Item 31

Account	Description	Doc Type	Document Number	Posting Date	Amount
88900000	CAP Move-Settlement	UZ	2000000015	8/17/2012	(6.17)
88900000	CAP Move-Settlement	UZ	2000000016	8/17/2012	(6.89)
88900000	CAP Move-Settlement	UZ	2000000015	8/17/2012	(43.70)
88900000	CAP Move-Settlement	UZ	2000000016	8/17/2012	(332.27)
88900000	CAP Move-Settlement	UZ	2000000016	8/17/2012	(48.83)
88900000	CAP Move-Settlement	UZ	2000000016	8/17/2012	(391.11)
88900000	CAP Move-Settlement	UZ	2000000015	8/17/2012	(9.25)
88900000	CAP Move-Settlement	UZ	2000000015	8/17/2012	(70.33)
88900000	CAP Move-Settlement	UZ	2000000016	8/17/2012	(10.33)
88900000	CAP Move-Settlement	UZ	2000000016	8/17/2012	(82.78)
88900000	CAP Move-Settlement	UZ	2000000016	8/17/2012	516.96
88900000	CAP Move-Settlement	UZ	2000000015	8/17/2012	(4.39)
88900000	CAP Move-Settlement	UZ	2000000015	8/17/2012	(39.31)
88900000	CAP Move-Settlement	UZ	2000000015	8/17/2012	(33.40)
88900000	CAP Move-Settlement	UZ	2000000016	8/17/2012	(4.91)
88900000	CAP Move-Settlement	UZ	2000000015	8/17/2012	(4.39)
88900000	CAP Move-Settlement	UZ	2000000015	8/17/2012	(33.40)
88900000	CAP Move-Settlement	UZ	2000000016	8/17/2012	(39.31)
88900000	CAP Move-Settlement	UZ	2000000016	8/17/2012	(4.91)
88900000	CAP Move-Settlement	UZ	2000000015	8/17/2012	(18.56)
88900000	CAP Move-Settlement	UZ	2000000015	8/17/2012	(141.11)
88900000	CAP Move-Settlement	UZ	2000000016	8/17/2012	(20.74)
88900000	CAP Move-Settlement	UZ	2000000016	8/17/2012	(166.10)
88900000	CAP Move-Settlement	UZ	2000000015	8/17/2012	(17.62)
88900000	CAP Move-Settlement	UZ	2000000015	8/17/2012	(15.77)
88900000	CAP Move-Settlement	UZ	2000000016	8/17/2012	(119.90)
88900000	CAP Move-Settlement	UZ	2000000016	8/17/2012	(141.14)
88900000	CAP Move-Settlement	UZ	2000000015	8/17/2012	(167.52)
88900000	CAP Move-Settlement	UZ	2000000015	8/17/2012	(197.19)
88900000	CAP Move-Settlement	UZ	2000000016	8/17/2012	(22.03)
88900000	CAP Move-Settlement	UZ	2000000016	8/17/2012	(24.62)
88900000	CAP Move-Settlement	UZ	2000000015	8/17/2012	(130.16)
88900000	CAP Move-Settlement	UZ	2000000015	8/17/2012	(110.58)
88900000	CAP Move-Settlement	UZ	2000000016	8/17/2012	(16.25)
88900000	CAP Move-Settlement	UZ	2000000016	8/17/2012	(14.54)
88900000	CAP Move-Settlement	UZ	2000000015	8/17/2012	(25.67)
88900000	CAP Move-Settlement	UZ	2000000015	8/17/2012	(22.98)
88900000	CAP Move-Settlement	UZ	2000000015	8/17/2012	(174.69)
88900000	CAP Move-Settlement	UZ	2000000016	8/17/2012	(205.62)
88900000	CAP Move-Settlement	UZ	2000000015	8/17/2012	(924.27)
88900000	CAP Move-Settlement	UZ	2000000015	8/17/2012	(1,087.94)
88900000	CAP Move-Settlement	UZ	2000000015	8/17/2012	(121.56)
88900000	CAP Move-Settlement	UZ	2000000016	8/17/2012	(135.82)
88900000	CAP Move-Settlement	UZ	2000000016	8/17/2012	(3.31)
88900000	CAP Move-Settlement	UZ	2000000016	8/17/2012	(2.97)
88900000	CAP Move-Settlement	UZ	2000000016	8/17/2012	(22.55)
88900000	CAP Move-Settlement	UZ	2000000016	8/17/2012	(26.54)
88900000	CAP Move-Settlement	UZ	2000000015	8/17/2012	(2.68)
88900000	CAP Move-Settlement	UZ	2000000015	8/17/2012	(20.39)
88900000	CAP Move-Settlement	UZ	2000000016	8/17/2012	(23.99)
88900000	CAP Move-Settlement	UZ	2000000016	8/17/2012	(3.00)
88900000	CAP Move-Settlement	UZ	2000000015	8/17/2012	(68.33)
88900000	CAP Move-Settlement	UZ	2000000015	8/17/2012	(10.04)
88900000	CAP Move-Settlement	UZ	2000000016	8/17/2012	(80.43)
88900000	CAP Move-Settlement	UZ	2000000016	8/17/2012	(8.99)
88900000	CAP Move-Settlement	UZ	2000000015	8/17/2012	(13.19)
88900000	CAP Move-Settlement	UZ	2000000016	8/17/2012	(14.74)
88900000	CAP Move-Settlement	UZ	2000000016	8/17/2012	(100.28)
88900000	CAP Move-Settlement	UZ	2000000016	8/17/2012	(118.04)
88900000	CAP Move-Settlement	UZ	2000000016	8/17/2012	(59.28)
88900000	CAP Move-Settlement	UZ	2000000016	8/17/2012	(450.76)
88900000	CAP Move-Settlement	UZ	2000000016	8/17/2012	(66.24)
88900000	CAP Move-Settlement	UZ	2000000016	8/17/2012	(530.58)
88900000	CAP Move-Settlement	UZ	2000000015	8/17/2012	(380.48)
88900000	CAP Move-Settlement	UZ	2000000015	8/17/2012	(323.25)
88900000	CAP Move-Settlement	UZ	2000000016	8/17/2012	(47.50)
88900000	CAP Move-Settlement	UZ	2000000016	8/17/2012	(42.51)
88900000	CAP Move-Settlement	UZ	2000000016	8/17/2012	(75.26)
88900000	CAP Move-Settlement	UZ	2000000016	8/17/2012	(11.06)
88900000	CAP Move-Settlement	UZ	2000000016	8/17/2012	(9.90)
88900000	CAP Move-Settlement	UZ	2000000016	8/17/2012	(88.58)
88900000	CAP Move-Settlement	UZ	2000000015	8/17/2012	(87.37)
88900000	CAP Move-Settlement	UZ	2000000015	8/17/2012	(74.23)
88900000	CAP Move-Settlement	UZ	2000000016	8/17/2012	(9.76)
88900000	CAP Move-Settlement	UZ	2000000016	8/17/2012	(10.91)
88900000	CAP Move-Settlement	UZ	2000000015	8/17/2012	(193.85)
88900000	CAP Move-Settlement	UZ	2000000015	8/17/2012	(28.49)

Kentucky American Water Company  
Case No. 2012-00520  
Response to PSC DR1, Item 31

Account	Description	Doc Type	Document Number	Posting Date	Amount
88900000	CAP Move-Settlement	UZ	2000000015	8/17/2012	(228.18)
88900000	CAP Move-Settlement	UZ	2000000016	8/17/2012	(25.50)
88900000	CAP Move-Settlement	UZ	2000000015	8/17/2012	(64.67)
88900000	CAP Move-Settlement	UZ	2000000015	8/17/2012	(518.00)
88900000	CAP Move-Settlement	UZ	2000000016	8/17/2012	(440.07)
88900000	CAP Move-Settlement	UZ	2000000016	8/17/2012	(57.88)
88900000	CAP Move-Settlement	UZ	2000000015	8/17/2012	(1.65)
88900000	CAP Move-Settlement	UZ	2000000015	8/17/2012	(0.24)
88900000	CAP Move-Settlement	UZ	2000000016	8/17/2012	(1.94)
88900000	CAP Move-Settlement	UZ	2000000016	8/17/2012	(0.22)
88900000	CAP Move-Settlement	UZ	2000000015	8/17/2012	(52.65)
88900000	CAP Move-Settlement	UZ	2000000015	8/17/2012	(6.93)
88900000	CAP Move-Settlement	UZ	2000000015	8/17/2012	(61.98)
88900000	CAP Move-Settlement	UZ	2000000016	8/17/2012	(7.74)
88900000	CAP Move-Settlement	UZ	2000000016	8/17/2012	(9.90)
88900000	CAP Move-Settlement	UZ	2000000016	8/17/2012	(67.37)
88900000	CAP Move-Settlement	UZ	2000000016	8/17/2012	(8.86)
88900000	CAP Move-Settlement	UZ	2000000016	8/17/2012	(79.29)
88900000	CAP Move-Settlement	UZ	2000000015	8/17/2012	(4.37)
88900000	CAP Move-Settlement	UZ	2000000016	8/17/2012	(29.76)
88900000	CAP Move-Settlement	UZ	2000000016	8/17/2012	(3.91)
88900000	CAP Move-Settlement	UZ	2000000016	8/17/2012	(35.03)
88900000	CAP Move-Settlement	UZ	2000000015	8/17/2012	(3.33)
88900000	CAP Move-Settlement	UZ	2000000016	8/17/2012	(22.66)
88900000	CAP Move-Settlement	UZ	2000000016	8/17/2012	(2.98)
88900000	CAP Move-Settlement	UZ	2000000016	8/17/2012	(26.67)
88900000	CAP Move-Settlement	UZ	2000000015	8/17/2012	(91.29)
88900000	CAP Move-Settlement	UZ	2000000016	8/17/2012	(107.46)
88900000	CAP Move-Settlement	UZ	2000000016	8/17/2012	(13.42)
88900000	CAP Move-Settlement	UZ	2000000016	8/17/2012	(12.01)
88900000	CAP Move-Settlement	UZ	2000000015	8/17/2012	(0.83)
88900000	CAP Move-Settlement	UZ	2000000015	8/17/2012	(6.67)
88900000	CAP Move-Settlement	UZ	2000000016	8/17/2012	(0.74)
88900000	CAP Move-Settlement	UZ	2000000016	8/17/2012	(5.66)
88900000	CAP Move-Settlement	UZ	2000000015	8/17/2012	(30.95)
88900000	CAP Move-Settlement	UZ	2000000015	8/17/2012	(210.62)
88900000	CAP Move-Settlement	UZ	2000000016	8/17/2012	(27.70)
88900000	CAP Move-Settlement	UZ	2000000016	8/17/2012	(247.91)
40111000	Res Sales Billed	ZA	9400000264	8/20/2012	(16,041.59)
40111000	Res Sales Billed	ZA	9400000264	8/20/2012	(98,020.58)
40121000	Com Sales Billed	ZA	9400000264	8/20/2012	(39.52)
40121000	Com Sales Billed	ZA	9400000264	8/20/2012	(140,541.41)
40131000	Ind Sales Billed	ZA	9400000264	8/20/2012	(287.35)
40145000	Priv Fire Billed	ZA	9400000264	8/20/2012	(13,787.07)
40151000	Publ Auth Billed	ZA	9400000264	8/20/2012	(11,254.08)
40310400	OthRev-NSF Ck Chrg	ZA	9400000264	8/20/2012	(228.00)
40310500	OthRev-Appl/InitFee	ZA	9400000264	8/20/2012	(26.00)
40310500	OthRev-Appl/InitFee	ZA	9400000264	8/20/2012	(104.00)
40310500	OthRev-Appl/InitFee	ZA	9400000264	8/20/2012	(2,184.00)
40310700	OthRev-Reconnct Fee	ZA	9400000264	8/20/2012	(650.00)
51510000	Purchased Power	ZN	5000000590	8/20/2012	69.15
51510000	Purchased Power	ZN	5000000590	8/20/2012	53.35
51510000	Purchased Power	ZN	5000000590	8/20/2012	163.29
51510000	Purchased Power	ZN	5000000590	8/20/2012	610.62
51510000	Purchased Power	ZN	5000000590	8/20/2012	19.99
51510000	Purchased Power	ZN	5000000590	8/20/2012	76.80
51510000	Purchased Power	ZN	5000000590	8/20/2012	87,343.47
52000000	M&S Expense (O&M)	KR	5000000572	8/20/2012	3,274.28
52000000	M&S Expense (O&M)	WA	5000000576	8/20/2012	(2,259.79)
52000000	M&S Expense (O&M)	WA	5000000576	8/20/2012	(354.15)
52000000	M&S Expense (O&M)	WA	5000000576	8/20/2012	(1,278.84)
52000000	M&S Expense (O&M)	WA	5000000576	8/20/2012	(1,113.16)
52000000	M&S Expense (O&M)	WA	5000000576	8/20/2012	(4,111.19)
52000000	M&S Expense (O&M)	WA	5000000576	8/20/2012	(5,025.31)
52000000	M&S Expense (O&M)	WA	5000000576	8/20/2012	(7,219.80)
52000000	M&S Expense (O&M)	WA	5000000577	8/20/2012	3,788.89
52000000	M&S Expense (O&M)	WA	5000000577	8/20/2012	2,358.57
52000000	M&S Expense (O&M)	WA	5000000577	8/20/2012	1,294.27
52000000	M&S Expense (O&M)	WA	5000000577	8/20/2012	313.73
52000000	M&S Expense (O&M)	WA	5000000577	8/20/2012	198.59
52000000	M&S Expense (O&M)	WA	5000000577	8/20/2012	587.13
52000000	M&S Expense (O&M)	WA	5000000577	8/20/2012	95.99
52000000	M&S Expense (O&M)	WA	5000000577	8/20/2012	156.52
52000000	M&S Expense (O&M)	WA	5000000577	8/20/2012	469.56
52000000	M&S Expense (O&M)	WA	5000000577	8/20/2012	201.22
52000000	M&S Expense (O&M)	WA	5000000577	8/20/2012	1,206.11
52000000	M&S Expense (O&M)	WA	5000000577	8/20/2012	164.74

Kentucky American Water Company  
Case No. 2012-00520  
Response to PSC DR1, Item 31

Account	Description	Doc Type	Document Number	Posting Date	Amount
52000000	M&S Expense (O&M)	WA	5000000578	8/20/2012	487.98
52000000	M&S Expense (O&M)	WA	5000000578	8/20/2012	267.78
52000000	M&S Expense (O&M)	WA	5000000578	8/20/2012	173.83
52000000	M&S Expense (O&M)	WA	5000000578	8/20/2012	590.25
52000000	M&S Expense (O&M)	WA	5000000578	8/20/2012	1,541.70
52000000	M&S Expense (O&M)	WA	5000000578	8/20/2012	548.07
52000000	M&S Expense (O&M)	WA	5000000578	8/20/2012	445.26
52000000	M&S Expense (O&M)	WA	5000000578	8/20/2012	5,025.31
52000000	M&S Expense (O&M)	WA	5000000579	8/20/2012	813.30
52000000	M&S Expense (O&M)	WA	5000000579	8/20/2012	446.30
52000000	M&S Expense (O&M)	WA	5000000579	8/20/2012	347.66
52000000	M&S Expense (O&M)	WA	5000000579	8/20/2012	944.40
52000000	M&S Expense (O&M)	WA	5000000579	8/20/2012	2,569.50
52000000	M&S Expense (O&M)	WA	5000000579	8/20/2012	913.46
52000000	M&S Expense (O&M)	WA	5000000579	8/20/2012	742.11
52000000	M&S Expense (O&M)	WA	5000000579	8/20/2012	7,219.80
52000000	M&S Expense (O&M)	KR	5000000580	8/20/2012	563.13
52000000	M&S Expense (O&M)	KR	5000000580	8/20/2012	22.26
52000000	M&S Expense (O&M)	KR	5000000583	8/20/2012	161.98
52000000	M&S Expense (O&M)	WA	5000000585	8/20/2012	143.99
52000000	M&S Expense (O&M)	WA	5000000585	8/20/2012	487.98
52000000	M&S Expense (O&M)	WA	5000000585	8/20/2012	267.78
52000000	M&S Expense (O&M)	WA	5000000585	8/20/2012	1,136.67
52000000	M&S Expense (O&M)	WA	5000000585	8/20/2012	542.37
52000000	M&S Expense (O&M)	WA	5000000585	8/20/2012	1,675.10
52000000	M&S Expense (O&M)	WA	5000000585	8/20/2012	445.27
52000000	M&S Expense (O&M)	WA	5000000585	8/20/2012	1,027.80
52000000	M&S Expense (O&M)	WA	5000000585	8/20/2012	91.35
52000000	M&S Expense (O&M)	WA	5000000586	8/20/2012	162.66
52000000	M&S Expense (O&M)	WA	5000000586	8/20/2012	44.63
52000000	M&S Expense (O&M)	WA	5000000586	8/20/2012	222.63
52000000	M&S Expense (O&M)	WA	5000000586	8/20/2012	513.90
52000000	M&S Expense (O&M)	WA	5000000586	8/20/2012	837.55
52000000	M&S Expense (O&M)	WA	5000000586	8/20/2012	97.79
52000000	M&S Expense (O&M)	WA	5000000586	8/20/2012	91.35
52000000	M&S Expense (O&M)	WA	5000000587	8/20/2012	(1,062.51)
52000000	M&S Expense (O&M)	WA	5000000587	8/20/2012	(144.21)
52000000	M&S Expense (O&M)	WA	5000000588	8/20/2012	71.32
52000000	M&S Expense (O&M)	WA	5000000588	8/20/2012	60.93
52000000	M&S Expense (O&M)	WA	5000000589	8/20/2012	(8.76)
52000000	M&S Expense (O&M)	WA	5000000589	8/20/2012	(7.10)
52000000	M&S Expense (O&M)	WA	5000000589	8/20/2012	(4.89)
52000000	M&S Expense (O&M)	WA	5000000589	8/20/2012	(5.78)
52000000	M&S Expense (O&M)	WA	5000000589	8/20/2012	(40.76)
52000000	M&S Expense (O&M)	WA	5000000589	8/20/2012	(58.99)
52000000	M&S Expense (O&M)	WA	5000000589	8/20/2012	(15.96)
52000000	M&S Expense (O&M)	KR	5000000591	8/20/2012	106.00
52000000	M&S Expense (O&M)	KR	5000000591	8/20/2012	159.00
52000000	M&S Expense (O&M)	KR	5000000591	8/20/2012	28.09
52000000	M&S Expense (O&M)	KR	5000000592	8/20/2012	89.12
52000000	M&S Expense (O&M)	KR	5000000593	8/20/2012	316.73
52000000	M&S Expense (O&M)	KR	5000000593	8/20/2012	86.62
52000000	M&S Expense (O&M)	KR	5000000593	8/20/2012	186.33
52000000	M&S Expense (O&M)	KR	5000000594	8/20/2012	38.99
52000000	M&S Expense (O&M)	KR	5000000594	8/20/2012	63.54
52000000	M&S Expense (O&M)	KR	5000000594	8/20/2012	85.57
52000000	M&S Expense (O&M)	KR	5000000594	8/20/2012	96.46
52000000	M&S Expense (O&M)	KR	5000000594	8/20/2012	85.57
52000000	M&S Expense (O&M)	KR	5000000594	8/20/2012	41.55
52000000	M&S Expense (O&M)	KR	5000000594	8/20/2012	5.58
52000000	M&S Expense (O&M)	KR	5000000595	8/20/2012	89.12
52000000	M&S Expense (O&M)	KR	5000000596	8/20/2012	56.86
52000000	M&S Expense (O&M)	KR	5000000596	8/20/2012	69.12
52000000	M&S Expense (O&M)	KR	5000000596	8/20/2012	10.07
52000000	M&S Expense (O&M)	KR	5000000597	8/20/2012	291.50
52000000	M&S Expense (O&M)	KR	5000000597	8/20/2012	22.26
52532000	Electricity	ZN	5000000590	8/20/2012	18.52
52532000	Electricity	ZN	5000000590	8/20/2012	242.16
52532000	Electricity	ZN	5000000590	8/20/2012	22.06
52532000	Electricity	ZN	5000000590	8/20/2012	99.84
52532000	Electricity	ZN	5000000590	8/20/2012	34.48
52532000	Electricity	ZN	5000000590	8/20/2012	19.63
52532000	Electricity	ZN	5000000590	8/20/2012	20.17
52546000	Grounds Keeping	KR	5000000584	8/20/2012	42.40
52546000	Grounds Keeping	KR	5000000584	8/20/2012	21.20
52546000	Grounds Keeping	KR	5000000584	8/20/2012	21.20
52546000	Grounds Keeping	KR	5000000584	8/20/2012	21.20

Kentucky American Water Company  
Case No. 2012-00520  
Response to PSC DR1, Item 31

Account	Description	Doc Type	Document Number	Posting Date	Amount
52546000	Grounds Keeping	KR	5000000584	8/20/2012	21.20
52546000	Grounds Keeping	KR	5000000584	8/20/2012	21.20
52546000	Grounds Keeping	KR	5000000584	8/20/2012	31.80
52546000	Grounds Keeping	KR	5000000584	8/20/2012	21.20
52546000	Grounds Keeping	KR	5000000584	8/20/2012	21.20
52546000	Grounds Keeping	KR	5000000584	8/20/2012	21.20
52546000	Grounds Keeping	KR	5000000584	8/20/2012	21.20
52546000	Grounds Keeping	KR	5000000584	8/20/2012	21.20
52546000	Grounds Keeping	KR	5000000584	8/20/2012	26.50
52546000	Grounds Keeping	KR	5000000584	8/20/2012	21.20
52546000	Grounds Keeping	KR	5000000584	8/20/2012	26.50
52546000	Grounds Keeping	KR	5000000584	8/20/2012	26.50
52546000	Grounds Keeping	KR	5000000584	8/20/2012	15.90
52546000	Grounds Keeping	KR	5000000584	8/20/2012	53.00
52546000	Grounds Keeping	KR	5000000584	8/20/2012	31.80
52546000	Grounds Keeping	KR	5000000584	8/20/2012	15.90
52546000	Grounds Keeping	KR	5000000584	8/20/2012	14.84
52548000	Heating Oil/Gas	ZN	5000000590	8/20/2012	8.98
52562000	Office Supplies	KR	5000000582	8/20/2012	167.29
53110000	Contr Svc-Eng	KR	5000000572	8/20/2012	4,698.45
53150000	Contr Svc-Other	KR	5000000581	8/20/2012	187.27
53150000	Contr Svc-Other	KR	5000000581	8/20/2012	471.81
57010000	Uncoll Accts Exp	ZA	9400000264	8/20/2012	(371.40)
40111000	Res Sales Billed	ZA	9400000265	8/21/2012	51.71
40111000	Res Sales Billed	ZA	9400000265	8/21/2012	35.78
40111000	Res Sales Billed	ZA	9400000265	8/21/2012	(10,952.80)
40111000	Res Sales Billed	ZA	9400000265	8/21/2012	(222,945.47)
40121000	Com Sales Billed	ZA	9400000265	8/21/2012	(1,309.03)
40121000	Com Sales Billed	ZA	9400000265	8/21/2012	(64,825.82)
40131000	Ind Sales Billed	ZA	9400000265	8/21/2012	(214.33)
40131000	Ind Sales Billed	ZA	9400000265	8/21/2012	(104.18)
40145000	Priv Fire Billed	ZA	9400000265	8/21/2012	(3,572.24)
40151000	Publ Auth Billed	ZA	9400000265	8/21/2012	(1,736.99)
40161000	Sls/Rsle Billed	ZA	9400000265	8/21/2012	(82.38)
40211000	Dom WW Svc Billed	ZA	9400000265	8/21/2012	37.29
40211000	Dom WW Svc Billed	ZA	9400000265	8/21/2012	(1,730.03)
40221000	Com WW Svc Billed	ZA	9400000265	8/21/2012	(374.78)
40231000	Ind WW Svc Billed	ZA	9400000265	8/21/2012	(63.54)
40310400	OthRev-NSF Ck Chrg	ZA	9400000265	8/21/2012	(228.00)
40310500	OthRev-Appl/InitFee	ZA	9400000265	8/21/2012	(314.00)
40310500	OthRev-Appl/InitFee	ZA	9400000265	8/21/2012	(728.00)
40310700	OthRev-Reconnct Fee	ZA	9400000265	8/21/2012	(806.00)
51010000	Purchased Water	KR	5000000604	8/21/2012	12,081.36
51110000	Waste Disposal	KR	5000000611	8/21/2012	2,064.48
52000000	M&S Expense (O&M)	KR	5000000606	8/21/2012	2,671.20
52000000	M&S Expense (O&M)	KR	5000000606	8/21/2012	222.60
52000000	M&S Expense (O&M)	KR	5000000606	8/21/2012	222.60
52000000	M&S Expense (O&M)	KR	5000000606	8/21/2012	222.60
52000000	M&S Expense (O&M)	WA	5000000618	8/21/2012	(81.33)
52000000	M&S Expense (O&M)	WA	5000000618	8/21/2012	(44.63)
52000000	M&S Expense (O&M)	KR	5000000622	8/21/2012	22.19
52000000	M&S Expense (O&M)	WA	5000000625	8/21/2012	27.30
52000000	M&S Expense (O&M)	WA	5000000625	8/21/2012	8.07
52000000	M&S Expense (O&M)	WA	5000000625	8/21/2012	40.76
52000000	M&S Expense (O&M)	WA	5000000625	8/21/2012	58.99
52000000	M&S Expense (O&M)	KR	5000000627	8/21/2012	66.65
52000000	M&S Expense (O&M)	KR	5000000627	8/21/2012	65.89
52000000	M&S Expense (O&M)	KR	5000000627	8/21/2012	33.19
52000000	M&S Expense (O&M)	KR	5000000627	8/21/2012	39.75
52000000	M&S Expense (O&M)	KR	5000000627	8/21/2012	21.72
52000000	M&S Expense (O&M)	KR	5000000627	8/21/2012	33.67
52000000	M&S Expense (O&M)	KR	5000000627	8/21/2012	16.56
52000000	M&S Expense (O&M)	KR	5000000627	8/21/2012	17.94
52000000	M&S Expense (O&M)	KR	5000000628	8/21/2012	115.05
52000000	M&S Expense (O&M)	KR	5000000628	8/21/2012	148.36
52000000	M&S Expense (O&M)	KR	5000000628	8/21/2012	148.36
52000000	M&S Expense (O&M)	KR	5000000628	8/21/2012	148.36
52000000	M&S Expense (O&M)	KR	5000000628	8/21/2012	31.06
52000000	M&S Expense (O&M)	KR	5000000628	8/21/2012	203.47
52000000	M&S Expense (O&M)	KR	5000000629	8/21/2012	1,449.26
52000000	M&S Expense (O&M)	KR	5000000629	8/21/2012	1,587.47
52000000	M&S Expense (O&M)	KR	5000000631	8/21/2012	395.69
52000000	M&S Expense (O&M)	KR	5000000632	8/21/2012	301.46
52000000	M&S Expense (O&M)	WA	5000000634	8/21/2012	204.50
52000000	M&S Expense (O&M)	WA	5000000634	8/21/2012	23.70
52000000	M&S Expense (O&M)	WA	5000000634	8/21/2012	7.98
52000000	M&S Expense (O&M)	WA	5000000634	8/21/2012	19.59

Kentucky American Water Company  
Case No. 2012-00520  
Response to PSC DR1, Item 31

Account	Description	Doc Type	Document Number	Posting Date	Amount
52000000	M&S Expense (O&M)	WA	5000000635	8/21/2012	306.75
52000000	M&S Expense (O&M)	WA	5000000635	8/21/2012	23.70
52000000	M&S Expense (O&M)	WA	5000000635	8/21/2012	46.36
52000000	M&S Expense (O&M)	WA	5000000636	8/21/2012	5.84
52000000	M&S Expense (O&M)	WA	5000000636	8/21/2012	27.30
52000000	M&S Expense (O&M)	WA	5000000636	8/21/2012	8.07
52000000	M&S Expense (O&M)	WA	5000000636	8/21/2012	40.76
52000000	M&S Expense (O&M)	WA	5000000636	8/21/2012	58.99
52000000	M&S Expense (O&M)	KR	5000000637	8/21/2012	46.46
52000000	M&S Expense (O&M)	KR	5000000637	8/21/2012	102.33
52000000	M&S Expense (O&M)	KR	5000000640	8/21/2012	669.14
52000000	M&S Expense (O&M)	KR	5000000641	8/21/2012	3,985.60
52000000	M&S Expense (O&M)	KR	5000000641	8/21/2012	3,985.60
52000000	M&S Expense (O&M)	KR	5000000641	8/21/2012	270.89
52000000	M&S Expense (O&M)	KR	5000000642	8/21/2012	40.42
52000000	M&S Expense (O&M)	KR	5000000642	8/21/2012	439.43
52000000	M&S Expense (O&M)	KR	5000000643	8/21/2012	76.07
52000000	M&S Expense (O&M)	KR	5000000644	8/21/2012	289.38
52000000	M&S Expense (O&M)	KR	5000000645	8/21/2012	16,802.77
52000000	M&S Expense (O&M)	KR	5000000646	8/21/2012	55.73
52000000	M&S Expense (O&M)	KR	5000000649	8/21/2012	1,099.75
52000000	M&S Expense (O&M)	KG	5000000652	8/21/2012	(233.20)
52000000	M&S Expense (O&M)	UZ	2000000017	8/21/2012	(6,506.50)
52000000	M&S Expense (O&M)	UZ	2000000017	8/21/2012	14,869.62
52000000	M&S Expense (O&M)	UZ	2000000017	8/21/2012	6,492.62
52000000	M&S Expense (O&M)	UZ	2000000017	8/21/2012	(4,328.82)
52000000	M&S Expense (O&M)	UZ	2000000017	8/21/2012	(9,523.96)
52000000	M&S Expense (O&M)	UZ	2000000017	8/21/2012	(4,472.57)
52000000	M&S Expense (O&M)	UZ	2000000017	8/21/2012	1,062.51
52000000	M&S Expense (O&M)	UZ	2000000017	8/21/2012	(60.93)
52000000	M&S Expense (O&M)	UZ	2000000017	8/21/2012	(71.32)
52000000	M&S Expense (O&M)	UZ	2000000017	8/21/2012	144.21
52000000	M&S Expense (O&M)	UZ	2000000017	8/21/2012	(1,490.76)
52000000	M&S Expense (O&M)	UZ	2000000017	8/21/2012	(4,327.55)
52000000	M&S Expense (O&M)	UZ	2000000017	8/21/2012	(1,314.19)
52000000	M&S Expense (O&M)	UZ	2000000017	8/21/2012	(656.32)
52000000	M&S Expense (O&M)	UZ	2000000017	8/21/2012	(6,431.41)
52000000	M&S Expense (O&M)	UZ	2000000017	8/21/2012	(2,648.77)
52000000	M&S Expense (O&M)	UZ	2000000017	8/21/2012	(3,274.28)
52500000	Misc Expense (O&M)	WE	5000000612	8/21/2012	259.06
52500000	Misc Expense (O&M)	KR	5000000617	8/21/2012	12.55
52500000	Misc Expense (O&M)	KR	5000000617	8/21/2012	9.12
52500000	Misc Expense (O&M)	KR	5000000620	8/21/2012	69.12
52500000	Misc Expense (O&M)	KR	5000000621	8/21/2012	69.12
52500000	Misc Expense (O&M)	KR	5000000621	8/21/2012	56.86
52500000	Misc Expense (O&M)	KR	5000000621	8/21/2012	30.01
52500000	Misc Expense (O&M)	KR	5000000621	8/21/2012	120.84
52500000	Misc Expense (O&M)	KR	5000000621	8/21/2012	86.62
52500000	Misc Expense (O&M)	KR	5000000621	8/21/2012	145.96
52500000	Misc Expense (O&M)	KR	5000000621	8/21/2012	148.32
52500000	Misc Expense (O&M)	KR	5000000623	8/21/2012	133.35
52500000	Misc Expense (O&M)	KR	5000000623	8/21/2012	66.65
52500000	Misc Expense (O&M)	KR	5000000623	8/21/2012	28.96
52500000	Misc Expense (O&M)	KR	5000000623	8/21/2012	27.39
52500000	Misc Expense (O&M)	KR	5000000623	8/21/2012	10.11
52500000	Misc Expense (O&M)	KR	5000000623	8/21/2012	188.76
52500000	Misc Expense (O&M)	KR	5000000623	8/21/2012	30.01
52500000	Misc Expense (O&M)	KR	5000000626	8/21/2012	177.92
52500000	Misc Expense (O&M)	KR	5000000630	8/21/2012	17.67
52500000	Misc Expense (O&M)	KR	5000000630	8/21/2012	67.31
52500000	Misc Expense (O&M)	KR	5000000630	8/21/2012	53.27
52500000	Misc Expense (O&M)	KR	5000000630	8/21/2012	24.80
52500000	Misc Expense (O&M)	KR	5000000630	8/21/2012	49.42
52500000	Misc Expense (O&M)	KR	5000000630	8/21/2012	69.12
52500000	Misc Expense (O&M)	KR	5000000630	8/21/2012	39.37
52500000	Misc Expense (O&M)	KR	5000000630	8/21/2012	10.30
52500000	Misc Expense (O&M)	KR	5000000630	8/21/2012	66.65
52500000	Misc Expense (O&M)	KR	5000000630	8/21/2012	28.96
52500000	Misc Expense (O&M)	KR	5000000630	8/21/2012	33.11
52500000	Misc Expense (O&M)	KR	5000000633	8/21/2012	1,487.41
52500000	Misc Expense (O&M)	KR	5000000647	8/21/2012	202.34
52532000	Electricity	ZN	5000000619	8/21/2012	35.16
52532000	Electricity	ZN	5000000619	8/21/2012	24.34
52562500	Overnight Shippng	KR	5000000624	8/21/2012	224.55
52571000	Security Svc	KR	5000000610	8/21/2012	5,162.20
52571000	Security Svc	KR	5000000610	8/21/2012	1,571.98
52571100	Add'l Security Costs	KR	5000000638	8/21/2012	69.96

Kentucky American Water Company  
Case No. 2012-00520  
Response to PSC DR1, Item 31

Account	Description	Doc Type	Document Number	Posting Date	Amount
52571100	Add'l Security Costs	KR	5000000639	8/21/2012	1,086.50
52571100	Add'l Security Costs	KR	5000000650	8/21/2012	876.25
52571100	Add'l Security Costs	KR	5000000650	8/21/2012	132.50
52571100	Add'l Security Costs	KR	5000000651	8/21/2012	1,037.96
52574000	Telephone	ZC	9400000263	8/21/2012	159.88
52574000	Telephone	ZC	9400000263	8/21/2012	257.38
52574000	Telephone	ZC	9400000263	8/21/2012	2,386.63
52574100	Cell Phone	ZC	9400000263	8/21/2012	14.95
52578000	Trash Removal	KR	5000000607	8/21/2012	101.12
52578000	Trash Removal	KR	5000000609	8/21/2012	140.50
52583000	Water & WW	KR	5000000605	8/21/2012	675.83
52583000	Water & WW	KR	5000000608	8/21/2012	212.92
52583000	Water & WW	KR	5000000608	8/21/2012	3,335.85
53110000	Contr Svc-Eng	UZ	2000000017	8/21/2012	(4,698.45)
55000000	Transportation (O&M)	KR	5000000648	8/21/2012	1,236.29
57010000	Uncoll Accts Exp	ZA	9400000265	8/21/2012	(26.89)
57010000	Uncoll Accts Exp	ZA	9400000265	8/21/2012	(87.57)
62520800	Misc Maint Permits	ZF	5000000616	8/21/2012	3,275.14
88107000	CAP Move-CWIP	UZ	2000000018	8/21/2012	(14,869.62)
88107000	CAP Move-CWIP	UZ	2000000018	8/21/2012	4,328.82
88107000	CAP Move-CWIP	UZ	2000000018	8/21/2012	(6,492.62)
88107000	CAP Move-CWIP	UZ	2000000018	8/21/2012	6,506.50
88107000	CAP Move-CWIP	UZ	2000000018	8/21/2012	9,523.96
88107000	CAP Move-CWIP	UZ	2000000018	8/21/2012	4,472.57
88107000	CAP Move-CWIP	UZ	2000000018	8/21/2012	(1,062.51)
88107000	CAP Move-CWIP	UZ	2000000018	8/21/2012	71.32
88107000	CAP Move-CWIP	UZ	2000000018	8/21/2012	(144.21)
88107000	CAP Move-CWIP	UZ	2000000018	8/21/2012	60.93
88107000	CAP Move-CWIP	UZ	2000000018	8/21/2012	4,327.55
88107000	CAP Move-CWIP	UZ	2000000018	8/21/2012	1,490.76
88107000	CAP Move-CWIP	UZ	2000000018	8/21/2012	1,314.19
88107000	CAP Move-CWIP	UZ	2000000018	8/21/2012	656.32
88107000	CAP Move-CWIP	UZ	2000000018	8/21/2012	2,648.77
88107000	CAP Move-CWIP	UZ	2000000018	8/21/2012	6,431.41
88107000	CAP Move-CWIP	UZ	2000000018	8/21/2012	3,274.28
88107000	CAP Move-CWIP	UZ	2000000018	8/21/2012	4,698.45
88900000	CAP Move-Settlement	UZ	2000000018	8/21/2012	14,869.62
88900000	CAP Move-Settlement	UZ	2000000018	8/21/2012	6,492.62
88900000	CAP Move-Settlement	UZ	2000000018	8/21/2012	(6,506.50)
88900000	CAP Move-Settlement	UZ	2000000018	8/21/2012	(4,328.82)
88900000	CAP Move-Settlement	UZ	2000000018	8/21/2012	(9,523.96)
88900000	CAP Move-Settlement	UZ	2000000018	8/21/2012	(4,472.57)
88900000	CAP Move-Settlement	UZ	2000000018	8/21/2012	1,062.51
88900000	CAP Move-Settlement	UZ	2000000018	8/21/2012	144.21
88900000	CAP Move-Settlement	UZ	2000000018	8/21/2012	(71.32)
88900000	CAP Move-Settlement	UZ	2000000018	8/21/2012	(60.93)
88900000	CAP Move-Settlement	UZ	2000000018	8/21/2012	(1,490.76)
88900000	CAP Move-Settlement	UZ	2000000018	8/21/2012	(4,327.55)
88900000	CAP Move-Settlement	UZ	2000000018	8/21/2012	(656.32)
88900000	CAP Move-Settlement	UZ	2000000018	8/21/2012	(1,314.19)
88900000	CAP Move-Settlement	UZ	2000000018	8/21/2012	(6,431.41)
88900000	CAP Move-Settlement	UZ	2000000018	8/21/2012	(2,648.77)
88900000	CAP Move-Settlement	UZ	2000000018	8/21/2012	(4,698.45)
88900000	CAP Move-Settlement	UZ	2000000018	8/21/2012	(3,274.28)
40111000	Res Sales Billed	ZA	9400000268	8/22/2012	(374,027.34)
40111000	Res Sales Billed	ZA	9400000268	8/22/2012	(17.75)
40111000	Res Sales Billed	ZA	9400000268	8/22/2012	(15.26)
40111000	Res Sales Billed	ZA	9400000268	8/22/2012	(26.70)
40121000	Com Sales Billed	ZA	9400000268	8/22/2012	(238,048.40)
40145000	Priv Fire Billed	ZA	9400000268	8/22/2012	(10,311.49)
40151000	Publ Auth Billed	ZA	9400000268	8/22/2012	(7,859.69)
40211000	Dom WW Svc Billed	ZA	9400000268	8/22/2012	(15.91)
40211000	Dom WW Svc Billed	ZA	9400000268	8/22/2012	(21.88)
40310500	OthRev-Appl/InitFee	ZA	9400000268	8/22/2012	(10,816.00)
40310500	OthRev-Appl/InitFee	ZA	9400000268	8/22/2012	(702.00)
40310700	OthRev-Reconnc Fee	ZA	9400000268	8/22/2012	(1,950.00)
51510000	Purchased Power	ZN	5000000701	8/22/2012	70.34
52000000	M&S Expense (O&M)	SA	100000887	8/22/2012	(28.63)
52000000	M&S Expense (O&M)	UZ	2000000019	8/22/2012	(479.85)
52000000	M&S Expense (O&M)	UZ	2000000019	8/22/2012	(1,449.26)
52000000	M&S Expense (O&M)	UZ	2000000019	8/22/2012	(1,587.47)
52000000	M&S Expense (O&M)	UZ	2000000019	8/22/2012	(66.99)
52000000	M&S Expense (O&M)	UZ	2000000019	8/22/2012	(565.59)
52000000	M&S Expense (O&M)	UZ	2000000019	8/22/2012	(140.96)
52000000	M&S Expense (O&M)	UZ	2000000019	8/22/2012	(135.12)
52500000	Misc Expense (O&M)	WE	5000000658	8/22/2012	825.53
52500000	Misc Expense (O&M)	WE	5000000658	8/22/2012	189.21

Kentucky American Water Company  
Case No. 2012-00520  
Response to PSC DR1, Item 31

Account	Description	Doc Type	Document Number	Posting Date	Amount
52500000	Misc Expense (O&M)	WE	5000000658	8/22/2012	279.31
52500000	Misc Expense (O&M)	WE	5000000659	8/22/2012	170.11
52500000	Misc Expense (O&M)	WE	5000000660	8/22/2012	24.10
52500000	Misc Expense (O&M)	WE	5000000660	8/22/2012	212.64
52500000	Misc Expense (O&M)	WE	5000000661	8/22/2012	277.21
52532000	Electricity	ZN	5000000701	8/22/2012	30.70
52534200	Conferences & Reg	ZF	5000000662	8/22/2012	55.00
52562500	Overnight Shippng	SA	1000000887	8/22/2012	(5.02)
52562500	Overnight Shippng	KR	5000000666	8/22/2012	37.17
52562500	Overnight Shippng	KR	5000000666	8/22/2012	24.46
52562500	Overnight Shippng	KR	5000000666	8/22/2012	8.00
52562500	Overnight Shippng	KR	5000000667	8/22/2012	12.46
52562500	Overnight Shippng	KR	5000000667	8/22/2012	11.29
52571100	Add'l Security Costs	KR	5000000668	8/22/2012	1,008.75
52578000	Trash Removal	SA	1000000887	8/22/2012	(26.02)
52578000	Trash Removal	KR	5000000664	8/22/2012	67.15
52583000	Water & WW	KR	5000000675	8/22/2012	35.74
52583000	Water & WW	KR	5000000677	8/22/2012	11.80
52583000	Water & WW	KR	5000000678	8/22/2012	33.32
52583000	Water & WW	KR	5000000682	8/22/2012	19.04
52583000	Water & WW	KR	5000000683	8/22/2012	23.80
53150000	Contr Svc-Other	KR	5000000663	8/22/2012	563.92
53151000	Contr Svc-Temp EE	KR	5000000676	8/22/2012	249.93
53151000	Contr Svc-Temp EE	KR	5000000679	8/22/2012	22.26
53151000	Contr Svc-Temp EE	KR	5000000680	8/22/2012	826.80
53151000	Contr Svc-Temp EE	KR	5000000681	8/22/2012	629.24
53151000	Contr Svc-Temp EE	KR	5000000684	8/22/2012	63.96
53151000	Contr Svc-Temp EE	KR	5000000685	8/22/2012	634.57
53151000	Contr Svc-Temp EE	KR	5000000686	8/22/2012	6.15
53155000	Contr Svc-Legal	KR	5000000665	8/22/2012	108.08
57010000	Uncoll Accts Exp	ZA	9400000268	8/22/2012	(182.72)
57010000	Uncoll Accts Exp	ZA	9400000268	8/22/2012	(24.00)
62520800	Misc Maint Permits	UZ	2000000019	8/22/2012	(3,275.14)
88107000	CAP Move-CWIP	UZ	2000000020	8/22/2012	475.06
88107000	CAP Move-CWIP	UZ	2000000020	8/22/2012	3,275.14
88107000	CAP Move-CWIP	UZ	2000000020	8/22/2012	1,449.26
88107000	CAP Move-CWIP	UZ	2000000020	8/22/2012	1,587.47
88107000	CAP Move-CWIP	UZ	2000000020	8/22/2012	565.59
88107000	CAP Move-CWIP	UZ	2000000020	8/22/2012	66.99
88107000	CAP Move-CWIP	UZ	2000000020	8/22/2012	140.96
88107000	CAP Move-CWIP	UZ	2000000020	8/22/2012	135.12
88257100	CAP Move-RWIP	UZ	2000000020	8/22/2012	4.79
88900000	CAP Move-Settlement	UZ	2000000020	8/22/2012	(479.85)
88900000	CAP Move-Settlement	UZ	2000000020	8/22/2012	(3,275.14)
88900000	CAP Move-Settlement	UZ	2000000020	8/22/2012	(1,449.26)
88900000	CAP Move-Settlement	UZ	2000000020	8/22/2012	(1,587.47)
88900000	CAP Move-Settlement	UZ	2000000020	8/22/2012	(565.59)
88900000	CAP Move-Settlement	UZ	2000000020	8/22/2012	(66.99)
88900000	CAP Move-Settlement	UZ	2000000020	8/22/2012	(135.12)
88900000	CAP Move-Settlement	UZ	2000000020	8/22/2012	(140.96)
40111000	Res Sales Billed	ZA	9400000269	8/23/2012	(8.43)
40111000	Res Sales Billed	ZA	9400000269	8/23/2012	(135,737.98)
40121000	Com Sales Billed	ZA	9400000269	8/23/2012	(111,901.35)
40131000	Ind Sales Billed	ZA	9400000269	8/23/2012	(2,940.00)
40145000	Priv Fire Billed	ZA	9400000269	8/23/2012	(4,656.80)
40151000	Publ Auth Billed	ZA	9400000269	8/23/2012	(13,134.61)
40310300	OthRev-CFO	SA	100000830	8/23/2012	(73,576.52)
40310300	OthRev-CFO	SA	100000830	8/23/2012	(27,356.31)
40310300	OthRev-CFO	SA	100000830	8/23/2012	(36,287.86)
40310400	OthRev-NSF Ck Chrg	ZA	9400000269	8/23/2012	(132.00)
40310500	OthRev-Appl/InitFee	ZA	9400000269	8/23/2012	(182.00)
40310500	OthRev-Appl/InitFee	ZA	9400000269	8/23/2012	(4,628.00)
40310700	OthRev-Reconnct Fee	ZA	9400000269	8/23/2012	(442.00)
50171000	Annual Incent Plan	CF	9300000215	8/23/2012	(566.80)
50171000	Annual Incent Plan	CF	9300000215	8/23/2012	566.80
52000000	M&S Expense (O&M)	WA	5000000687	8/23/2012	313.04
52000000	M&S Expense (O&M)	WA	5000000687	8/23/2012	76.15
52000000	M&S Expense (O&M)	WA	5000000687	8/23/2012	39.57
52000000	M&S Expense (O&M)	WA	5000000687	8/23/2012	43.39
52000000	M&S Expense (O&M)	WA	5000000687	8/23/2012	57.43
52000000	M&S Expense (O&M)	WA	5000000687	8/23/2012	141.44
52000000	M&S Expense (O&M)	WA	5000000687	8/23/2012	122.08
52000000	M&S Expense (O&M)	WA	5000000687	8/23/2012	121.42
52000000	M&S Expense (O&M)	WA	5000000688	8/23/2012	1,104.32
52000000	M&S Expense (O&M)	WA	5000000688	8/23/2012	734.70
52000000	M&S Expense (O&M)	WA	5000000689	8/23/2012	238.91
52000000	M&S Expense (O&M)	WA	5000000689	8/23/2012	4,754.72

Kentucky American Water Company  
Case No. 2012-00520  
Response to PSC DR1, Item 31

Account	Description	Doc Type	Document Number	Posting Date	Amount
52000000	M&S Expense (O&M)	WA	5000000689	8/23/2012	519.48
52000000	M&S Expense (O&M)	WA	5000000689	8/23/2012	46.55
52000000	M&S Expense (O&M)	WA	5000000689	8/23/2012	85.95
52000000	M&S Expense (O&M)	WA	5000000689	8/23/2012	58.78
52000000	M&S Expense (O&M)	WA	5000000689	8/23/2012	261.69
52000000	M&S Expense (O&M)	KR	5000000696	8/23/2012	445.50
52000000	M&S Expense (O&M)	WA	5000000697	8/23/2012	2.52
52000000	M&S Expense (O&M)	WA	5000000699	8/23/2012	51.62
52000000	M&S Expense (O&M)	WA	5000000699	8/23/2012	43.80
52000000	M&S Expense (O&M)	WA	5000000699	8/23/2012	27.30
52000000	M&S Expense (O&M)	WA	5000000699	8/23/2012	4.89
52000000	M&S Expense (O&M)	WA	5000000699	8/23/2012	5.78
52000000	M&S Expense (O&M)	WA	5000000699	8/23/2012	40.76
52000000	M&S Expense (O&M)	WA	5000000704	8/23/2012	1,675.10
52000000	M&S Expense (O&M)	WA	5000000705	8/23/2012	44.82
52000000	M&S Expense (O&M)	WA	5000000705	8/23/2012	28.37
52000000	M&S Expense (O&M)	WA	5000000705	8/23/2012	61.35
52000000	M&S Expense (O&M)	WA	5000000705	8/23/2012	41.87
52000000	M&S Expense (O&M)	WA	5000000719	8/23/2012	41.30
52000000	M&S Expense (O&M)	WA	5000000719	8/23/2012	81.33
52000000	M&S Expense (O&M)	WA	5000000719	8/23/2012	24.80
52000000	M&S Expense (O&M)	WA	5000000719	8/23/2012	75.76
52000000	M&S Expense (O&M)	WA	5000000719	8/23/2012	87.18
52000000	M&S Expense (O&M)	WA	5000000719	8/23/2012	300.98
52000000	M&S Expense (O&M)	WA	5000000720	8/23/2012	(150.49)
52000000	M&S Expense (O&M)	WA	5000000721	8/23/2012	275.59
52000000	M&S Expense (O&M)	WA	5000000721	8/23/2012	418.28
52000000	M&S Expense (O&M)	WA	5000000721	8/23/2012	1,040.50
52000000	M&S Expense (O&M)	WA	5000000727	8/23/2012	(41.87)
52000000	M&S Expense (O&M)	WA	5000000728	8/23/2012	378.89
52000000	M&S Expense (O&M)	WA	5000000728	8/23/2012	81.33
52000000	M&S Expense (O&M)	WA	5000000728	8/23/2012	44.63
52000000	M&S Expense (O&M)	WA	5000000728	8/23/2012	85.95
52000000	M&S Expense (O&M)	WA	5000000728	8/23/2012	71.32
52000000	M&S Expense (O&M)	WA	5000000729	8/23/2012	(30.10)
52000000	M&S Expense (O&M)	WA	5000000730	8/23/2012	(150.76)
52000000	M&S Expense (O&M)	WA	5000000731	8/23/2012	150.76
52000000	M&S Expense (O&M)	WA	5000000732	8/23/2012	30.10
52000000	M&S Expense (O&M)	WA	5000000733	8/23/2012	(150.76)
52000000	M&S Expense (O&M)	WA	5000000734	8/23/2012	(30.10)
52000000	M&S Expense (O&M)	WA	5000000735	8/23/2012	150.76
52000000	M&S Expense (O&M)	WA	5000000736	8/23/2012	30.10
52000000	M&S Expense (O&M)	WA	5000000737	8/23/2012	81.33
52000000	M&S Expense (O&M)	WA	5000000737	8/23/2012	44.63
52500000	Misc Expense (O&M)	KR	5000000709	8/23/2012	236.74
52500000	Misc Expense (O&M)	KR	5000000712	8/23/2012	170.11
52500000	Misc Expense (O&M)	KR	5000000718	8/23/2012	383.36
52527000	Directors Fees	ZF	5000000692	8/23/2012	3,333.33
52527000	Directors Fees	ZF	5000000694	8/23/2012	3,333.33
52535000	Meals Deductible	KR	5000000702	8/23/2012	111.45
52535000	Meals Deductible	KR	5000000702	8/23/2012	183.78
52542000	Forms	KR	5000000703	8/23/2012	57.06
52546000	Grounds Keeping	KR	5000000715	8/23/2012	148.40
52546000	Grounds Keeping	KR	5000000715	8/23/2012	89.04
52546000	Grounds Keeping	KR	5000000715	8/23/2012	53.00
52546000	Grounds Keeping	KR	5000000716	8/23/2012	260.76
52562000	Office Supplies	KR	5000000702	8/23/2012	216.44
52562000	Office Supplies	WE	5000000706	8/23/2012	83.61
52562000	Office Supplies	WE	5000000708	8/23/2012	51.39
52562000	Office Supplies	WE	5000000708	8/23/2012	7.50
52574000	Telephone	ZC	9400000266	8/23/2012	43.90
52574000	Telephone	ZC	9400000266	8/23/2012	43.90
52574000	Telephone	ZC	9400000266	8/23/2012	279.69
52574000	Telephone	ZC	9400000266	8/23/2012	1,172.72
52574000	Telephone	ZC	9400000266	8/23/2012	115.92
52574000	Telephone	ZC	9400000266	8/23/2012	160.06
52574000	Telephone	ZC	9400000266	8/23/2012	2,532.19
52574000	Telephone	ZC	9400000266	8/23/2012	40.20
52574000	Telephone	ZC	9400000267	8/23/2012	159.88
52574000	Telephone	ZC	9400000267	8/23/2012	257.38
52574000	Telephone	ZC	9400000267	8/23/2012	2,386.63
52574100	Cell Phone	ZC	9400000266	8/23/2012	46.61
52574100	Cell Phone	ZC	9400000266	8/23/2012	928.07
52574100	Cell Phone	ZC	9400000266	8/23/2012	699.39
52574100	Cell Phone	ZC	9400000266	8/23/2012	46.61
52574100	Cell Phone	ZC	9400000267	8/23/2012	14.95
52583000	Water & WW	KR	5000000710	8/23/2012	20.18



Kentucky American Water Company  
Case No. 2012-00520  
Response to PSC DR1, Item 31

Account	Description	Doc Type	Document Number	Posting Date	Amount
52583000	Water & WW	KR	5000000713	8/23/2012	20.57
52583000	Water & WW	KR	5000000717	8/23/2012	33.32
53150000	Contr Svc-Other	KR	5000000698	8/23/2012	6,808.38
53150000	Contr Svc-Other	KR	5000000700	8/23/2012	133,968.08
53150000	Contr Svc-Other	KR	5000000700	8/23/2012	14,885.35
53150000	Contr Svc-Other	KR	5000000714	8/23/2012	89.04
53150000	Contr Svc-Other	KR	5000000714	8/23/2012	296.80
53150000	Contr Svc-Other	KR	5000000714	8/23/2012	37.10
53150000	Contr Svc-Other	KR	5000000714	8/23/2012	53.00
53150000	Contr Svc-Other	KR	5000000714	8/23/2012	267.12
53150000	Contr Svc-Other	KR	5000000714	8/23/2012	50.60
53150000	Contr Svc-Other	KR	5000000714	8/23/2012	24.77
53150000	Contr Svc-Other	KR	5000000714	8/23/2012	95.40
53150000	Contr Svc-Other	KR	5000000714	8/23/2012	53.00
53150000	Contr Svc-Other	KR	5000000714	8/23/2012	74.20
53150000	Contr Svc-Other	KR	5000000714	8/23/2012	25.30
53150000	Contr Svc-Other	KR	5000000714	8/23/2012	26.50
53150000	Contr Svc-Other	KR	5000000714	8/23/2012	12.72
53151000	Contr Svc-Temp EE	KR	5000000711	8/23/2012	8,922.23
57010000	Uncoll Accts Exp	ZA	9400000269	8/23/2012	(98.21)
71521000	M&J Expenses	SA	100000828	8/23/2012	802.63
71521000	M&J Expenses	SA	100000828	8/23/2012	(802.63)
72820100	CIAC Rcpt Non-SrvClr	DR	4000000234	8/23/2012	(54,705.00)
40111000	Res Sales Billed	ZA	9400000270	8/24/2012	(221,019.14)
40111000	Res Sales Billed	ZA	9400000270	8/24/2012	(8.90)
40111000	Res Sales Billed	ZA	9400000270	8/24/2012	(22.61)
40121000	Com Sales Billed	ZA	9400000270	8/24/2012	(47,010.71)
40145000	Priv Fire Billed	ZA	9400000270	8/24/2012	(3,261.89)
40151000	Publ Auth Billed	ZA	9400000270	8/24/2012	(7,826.14)
40211000	Dom WW Svc Billed	ZA	9400000270	8/24/2012	(4.94)
40211000	Dom WW Svc Billed	ZA	9400000270	8/24/2012	(25.89)
40310400	OthRev-NSF Ck Chrg	ZA	9400000270	8/24/2012	(216.00)
40310500	OthRev-Appl/InitFee	ZA	9400000270	8/24/2012	(2,808.00)
40310500	OthRev-Appl/InitFee	ZA	9400000270	8/24/2012	(26.00)
40310700	OthRev-Reconnct Fee	ZA	9400000270	8/24/2012	(390.00)
50100000	Labor Expense	PA	7000000048	8/24/2012	1,715.20
50100000	Labor Expense	PA	7000000029	8/24/2012	1,987.29
50100000	Labor Expense	PA	7000000029	8/24/2012	19,866.75
50100000	Labor Expense	PA	7000000029	8/24/2012	538.56
50100000	Labor Expense	PA	7000000029	8/24/2012	1,495.88
50100000	Labor Expense	PA	7000000029	8/24/2012	18.41
50100000	Labor Expense	PA	7000000029	8/24/2012	1,255.52
50100000	Labor Expense	PA	7000000029	8/24/2012	1,000.56
50100000	Labor Expense	PA	7000000029	8/24/2012	4,290.74
50100000	Labor Expense	PA	7000000029	8/24/2012	538.56
50100000	Labor Expense	PA	7000000029	8/24/2012	880.29
50100000	Labor Expense	PA	7000000029	8/24/2012	518.40
50100000	Labor Expense	PA	7000000029	8/24/2012	644.90
50100000	Labor Expense	PA	7000000029	8/24/2012	366.32
50100000	Labor Expense	PA	7000000029	8/24/2012	6,658.59
50100000	Labor Expense	PA	7000000029	8/24/2012	773.49
50100000	Labor Expense	PA	7000000029	8/24/2012	64.32
50100000	Labor Expense	PA	7000000029	8/24/2012	826.82
50100000	Labor Expense	PA	7000000029	8/24/2012	33,090.38
50100000	Labor Expense	PA	7000000029	8/24/2012	1,280.00
50100000	Labor Expense	PA	7000000029	8/24/2012	615.36
50100000	Labor Expense	PA	7000000029	8/24/2012	967.20
50100000	Labor Expense	PA	7000000029	8/24/2012	930.93
50100000	Labor Expense	PA	7000000029	8/24/2012	1,866.08
50100000	Labor Expense	PA	7000000029	8/24/2012	289.72
50100000	Labor Expense	PA	7000000029	8/24/2012	1,091.84
50100000	Labor Expense	PA	7000000029	8/24/2012	291.34
50100000	Labor Expense	PA	7000000029	8/24/2012	41.62
50100000	Labor Expense	PA	7000000029	8/24/2012	1,782.80
50100000	Labor Expense	PA	7000000029	8/24/2012	2,329.40
50100000	Labor Expense	PA	7000000029	8/24/2012	268.48
50100000	Labor Expense	PA	7000000029	8/24/2012	900.55
50100000	Labor Expense	PA	7000000029	8/24/2012	962.64
50100000	Labor Expense	PA	7000000029	8/24/2012	481.32
50100000	Labor Expense	PA	7000000029	8/24/2012	481.32
50100000	Labor Expense	PA	7000000029	8/24/2012	920.91
50100000	Labor Expense	PA	7000000029	8/24/2012	248.42
50100000	Labor Expense	PA	7000000029	8/24/2012	386.72
50100000	Labor Expense	PA	7000000029	8/24/2012	754.24
50100000	Labor Expense	PA	7000000029	8/24/2012	1,748.00
50100000	Labor Expense	PA	7000000029	8/24/2012	44,377.11
50100000	Labor Expense	PA	7000000029	8/24/2012	6,068.79

Kentucky American Water Company  
Case No. 2012-00520  
Response to PSC DR1, Item 31

Account	Description	Doc Type	Document Number	Posting Date	Amount
50100000	Labor Expense	PA	7000000029	8/24/2012	638.82
50100000	Labor Expense	PA	7000000029	8/24/2012	219.60
50100000	Labor Expense	PA	7000000029	8/24/2012	1,976.40
50100000	Labor Expense	PA	7000000029	8/24/2012	10,904.11
50100000	Labor Expense	PA	7000000029	8/24/2012	7,244.28
50100000	Labor Expense	PA	7000000029	8/24/2012	3,786.46
50100000	Labor Expense	PA	7000000029	8/24/2012	4,089.74
50100000	Labor Expense	PA	7000000029	8/24/2012	2,195.91
50100000	Labor Expense	PA	7000000029	8/24/2012	7,167.63
50100000	Labor Expense	PA	7000000029	8/24/2012	9,066.69
50100000	Labor Expense	PA	7000000029	8/24/2012	444.94
50100000	Labor Expense	PA	7000000029	8/24/2012	156.25
50100000	Labor Expense	PA	7000000029	8/24/2012	187.50
50100000	Labor Expense	PA	7000000029	8/24/2012	187.50
50100000	Labor Expense	PA	7000000029	8/24/2012	4,621.66
50100000	Labor Expense	PA	7000000029	8/24/2012	10,306.34
50100000	Labor Expense	PA	7000000029	8/24/2012	14,748.48
50100000	Labor Expense	PA	7000000029	8/24/2012	12,546.40
50100000	Labor Expense	PA	7000000029	8/24/2012	2,099.70
50100000	Labor Expense	PA	7000000029	8/24/2012	695.42
50100000	Labor Expense	PA	7000000029	8/24/2012	387.59
50100000	Labor Expense	PA	7000000029	8/24/2012	10,012.65
50100000	Labor Expense	PA	7000000029	8/24/2012	204.24
50100000	Labor Expense	PA	7000000029	8/24/2012	2,574.60
50100000	Labor Expense	PA	7000000029	8/24/2012	3,800.80
50100000	Labor Expense	PA	7000000029	8/24/2012	5,863.78
50100000	Labor Expense	PA	7000000029	8/24/2012	247.20
50100000	Labor Expense	PA	7000000029	8/24/2012	865.50
50100000	Labor Expense	PA	7000000029	8/24/2012	804.00
50100000	Labor Expense	PA	7000000029	8/24/2012	534.64
50100000	Labor Expense	PA	7000000029	8/24/2012	1,063.83
50100000	Labor Expense	PA	7000000029	8/24/2012	84.60
50100000	Labor Expense	PA	7000000029	8/24/2012	902.87
50100000	Labor Expense	PA	7000000029	8/24/2012	69.22
50109900	Labor Cap Credits	UZ	2000000022	8/24/2012	(219.60)
50109900	Labor Cap Credits	UZ	2000000022	8/24/2012	(219.60)
50109900	Labor Cap Credits	UZ	2000000022	8/24/2012	(1,976.40)
50109900	Labor Cap Credits	UZ	2000000022	8/24/2012	(1,976.40)
50109900	Labor Cap Credits	UZ	2000000022	8/24/2012	(538.56)
50109900	Labor Cap Credits	UZ	2000000022	8/24/2012	(538.56)
50109900	Labor Cap Credits	UZ	2000000021	8/24/2012	(538.56)
50109900	Labor Cap Credits	UZ	2000000022	8/24/2012	(538.56)
50109900	Labor Cap Credits	UZ	2000000021	8/24/2012	(69.22)
50109900	Labor Cap Credits	UZ	2000000022	8/24/2012	(69.22)
50109900	Labor Cap Credits	UZ	2000000022	8/24/2012	(366.32)
50109900	Labor Cap Credits	UZ	2000000022	8/24/2012	(366.32)
50109900	Labor Cap Credits	UZ	2000000022	8/24/2012	(247.20)
50109900	Labor Cap Credits	UZ	2000000022	8/24/2012	(333.73)
50109900	Labor Cap Credits	UZ	2000000021	8/24/2012	(518.40)
50109900	Labor Cap Credits	UZ	2000000022	8/24/2012	(518.40)
50109900	Labor Cap Credits	UZ	2000000021	8/24/2012	(187.50)
50109900	Labor Cap Credits	UZ	2000000022	8/24/2012	(187.50)
50109900	Labor Cap Credits	UZ	2000000021	8/24/2012	(7,244.28)
50109900	Labor Cap Credits	UZ	2000000022	8/24/2012	(7,819.57)
50109900	Labor Cap Credits	UZ	2000000021	8/24/2012	(962.64)
50109900	Labor Cap Credits	UZ	2000000022	8/24/2012	(962.64)
50109900	Labor Cap Credits	UZ	2000000022	8/24/2012	(481.32)
50109900	Labor Cap Credits	UZ	2000000022	8/24/2012	(481.32)
50109900	Labor Cap Credits	UZ	2000000022	8/24/2012	(481.32)
50109900	Labor Cap Credits	UZ	2000000022	8/24/2012	(481.32)
50109900	Labor Cap Credits	UZ	2000000022	8/24/2012	(773.49)
50109900	Labor Cap Credits	UZ	2000000022	8/24/2012	(3,513.75)
50109900	Labor Cap Credits	UZ	2000000022	8/24/2012	(811.39)
50109900	Labor Cap Credits	UZ	2000000021	8/24/2012	(754.24)
50109900	Labor Cap Credits	UZ	2000000022	8/24/2012	(754.24)
50109900	Labor Cap Credits	UZ	2000000021	8/24/2012	(72.52)
50109900	Labor Cap Credits	UZ	2000000021	8/24/2012	(18.41)
50109900	Labor Cap Credits	UZ	2000000021	8/24/2012	(116.87)
50109900	Labor Cap Credits	UZ	2000000021	8/24/2012	(2,099.70)
50109900	Labor Cap Credits	UZ	2000000021	8/24/2012	(2,099.70)
50109900	Labor Cap Credits	UZ	2000000021	8/24/2012	(1,180.23)
50109900	Labor Cap Credits	UZ	2000000022	8/24/2012	(902.87)
50109900	Labor Cap Credits	UZ	2000000021	8/24/2012	(2,195.91)
50109900	Labor Cap Credits	UZ	2000000021	8/24/2012	(2,195.91)
50109900	Labor Cap Credits	UZ	2000000022	8/24/2012	(695.42)
50109900	Labor Cap Credits	UZ	2000000022	8/24/2012	(695.42)
50109900	Labor Cap Credits	UZ	2000000021	8/24/2012	(387.59)

Kentucky American Water Company  
Case No. 2012-00520  
Response to PSC DR1, Item 31

Account	Description	Doc Type	Document Number	Posting Date	Amount
50109900	Labor Cap Credits	UZ	2000000022	8/24/2012	(387.59)
50109900	Labor Cap Credits	UZ	2000000021	8/24/2012	(920.91)
50109900	Labor Cap Credits	UZ	2000000021	8/24/2012	(1,107.69)
50109900	Labor Cap Credits	UZ	2000000021	8/24/2012	(2,574.60)
50109900	Labor Cap Credits	UZ	2000000022	8/24/2012	(2,774.03)
50109900	Labor Cap Credits	UZ	2000000021	8/24/2012	(930.62)
50109900	Labor Cap Credits	UZ	2000000022	8/24/2012	(386.72)
50109900	Labor Cap Credits	UZ	2000000022	8/24/2012	(248.42)
50109900	Labor Cap Credits	UZ	2000000022	8/24/2012	(248.42)
50109900	Labor Cap Credits	UZ	2000000021	8/24/2012	(930.93)
50109900	Labor Cap Credits	UZ	2000000022	8/24/2012	(930.93)
50109900	Labor Cap Credits	UZ	2000000022	8/24/2012	(187.50)
50109900	Labor Cap Credits	UZ	2000000022	8/24/2012	(187.50)
50109900	Labor Cap Credits	UZ	2000000022	8/24/2012	(444.94)
50109900	Labor Cap Credits	UZ	2000000022	8/24/2012	(444.94)
50109900	Labor Cap Credits	UZ	2000000022	8/24/2012	(156.25)
50109900	Labor Cap Credits	UZ	2000000022	8/24/2012	(156.25)
50109900	Labor Cap Credits	UZ	2000000022	8/24/2012	(291.34)
50109900	Labor Cap Credits	UZ	2000000022	8/24/2012	(291.34)
50109900	Labor Cap Credits	UZ	2000000021	8/24/2012	(41.62)
50109900	Labor Cap Credits	UZ	2000000022	8/24/2012	(41.62)
50109900	Labor Cap Credits	UZ	2000000021	8/24/2012	(967.20)
50109900	Labor Cap Credits	UZ	2000000022	8/24/2012	(967.20)
50110000	Labor NS OT -Natural	PA	7000000029	8/24/2012	2,899.15
50110000	Labor NS OT -Natural	PA	7000000029	8/24/2012	4,664.91
50110000	Labor NS OT -Natural	PA	7000000029	8/24/2012	98.46
50110000	Labor NS OT -Natural	PA	7000000029	8/24/2012	404.71
50110000	Labor NS OT -Natural	PA	7000000029	8/24/2012	447.66
50110000	Labor NS OT -Natural	PA	7000000029	8/24/2012	1,506.83
50110000	Labor NS OT -Natural	PA	7000000029	8/24/2012	64.74
50110000	Labor NS OT -Natural	PA	7000000029	8/24/2012	76.84
50110000	Labor NS OT -Natural	PA	7000000029	8/24/2012	16.41
50110000	Labor NS OT -Natural	PA	7000000029	8/24/2012	952.48
50110000	Labor NS OT -Natural	PA	7000000029	8/24/2012	283.29
50110000	Labor NS OT -Natural	PA	7000000029	8/24/2012	186.78
50110000	Labor NS OT -Natural	PA	7000000029	8/24/2012	63.18
50110000	Labor NS OT -Natural	PA	7000000029	8/24/2012	372.72
50110000	Labor NS OT -Natural	PA	7000000029	8/24/2012	86.53
50110000	Labor NS OT -Natural	PA	7000000029	8/24/2012	199.43
50110000	Labor NS OT -Natural	PA	7000000029	8/24/2012	543.90
50110000	Labor NS OT -Natural	PA	7000000029	8/24/2012	309.42
50110000	Labor NS OT -Natural	PA	7000000029	8/24/2012	72.52
50110000	Labor NS OT -Natural	PA	7000000029	8/24/2012	322.96
50110000	Labor NS OT -Natural	PA	7000000029	8/24/2012	8,247.25
50110000	Labor NS OT -Natural	PA	7000000029	8/24/2012	196.56
50110000	Labor NS OT -Natural	PA	7000000029	8/24/2012	499.15
50110000	Labor NS OT -Natural	PA	7000000029	8/24/2012	375.35
50110000	Labor NS OT -Natural	PA	7000000029	8/24/2012	1,944.19
50110000	Labor NS OT -Natural	PA	7000000029	8/24/2012	995.31
50110000	Labor NS OT -Natural	PA	7000000029	8/24/2012	811.39
50110000	Labor NS OT -Natural	PA	7000000029	8/24/2012	277.36
50110000	Labor NS OT -Natural	PA	7000000029	8/24/2012	17.31
50110000	Labor NS OT -Natural	PA	7000000029	8/24/2012	1,160.32
50119900	LaborNSOT CapCredits	UZ	2000000021	8/24/2012	(86.53)
50119900	LaborNSOT CapCredits	UZ	2000000022	8/24/2012	(309.42)
50119900	LaborNSOT CapCredits	UZ	2000000022	8/24/2012	(447.66)
50119900	LaborNSOT CapCredits	UZ	2000000022	8/24/2012	(811.39)
50119900	LaborNSOT CapCredits	UZ	2000000022	8/24/2012	(72.52)
50119900	LaborNSOT CapCredits	UZ	2000000022	8/24/2012	(98.46)
50119900	LaborNSOT CapCredits	UZ	2000000022	8/24/2012	(277.36)
50119900	LaborNSOT CapCredits	UZ	2000000022	8/24/2012	(186.78)
50119900	LaborNSOT CapCredits	UZ	2000000022	8/24/2012	(199.43)
50119900	LaborNSOT CapCredits	UZ	2000000022	8/24/2012	(543.90)
50120000	Labor OT - Natural	PA	7000000029	8/24/2012	362.55
50120000	Labor OT - Natural	PA	7000000029	8/24/2012	548.21
50120000	Labor OT - Natural	PA	7000000029	8/24/2012	265.87
50120000	Labor OT - Natural	PA	7000000029	8/24/2012	2,292.60
50120000	Labor OT - Natural	PA	7000000029	8/24/2012	230.70
50129900	Labor OT Cap Credits	UZ	2000000022	8/24/2012	(265.87)
50129900	Labor OT Cap Credits	UZ	2000000022	8/24/2012	(2,292.60)
50171000	Annual Incent Plan	PA	7000000029	8/24/2012	566.80
50421000	401k Expense	PA	7000000048	8/24/2012	25.73
50421000	401k Expense	PA	7000000029	8/24/2012	18.22
50421000	401k Expense	PA	7000000029	8/24/2012	454.24
50421000	401k Expense	PA	7000000029	8/24/2012	16.13
50421000	401k Expense	PA	7000000029	8/24/2012	80.50
50421000	401k Expense	PA	7000000029	8/24/2012	37.54

Kentucky American Water Company  
Case No. 2012-00520  
Response to PSC DR1, Item 31

Account	Description	Doc Type	Document Number	Posting Date	Amount
50421000	401k Expense	PA	7000000029	8/24/2012	28.47
50421000	401k Expense	PA	7000000029	8/24/2012	125.44
50421000	401k Expense	PA	7000000029	8/24/2012	0.74
50421000	401k Expense	PA	7000000029	8/24/2012	11.07
50421000	401k Expense	PA	7000000029	8/24/2012	8.05
50421000	401k Expense	PA	7000000029	8/24/2012	10.03
50421000	401k Expense	PA	7000000029	8/24/2012	32.14
50421000	401k Expense	PA	7000000029	8/24/2012	780.54
50421000	401k Expense	PA	7000000029	8/24/2012	40.37
50421000	401k Expense	PA	7000000029	8/24/2012	33.31
50421000	401k Expense	PA	7000000029	8/24/2012	12.96
50421000	401k Expense	PA	7000000029	8/24/2012	15.38
50421000	401k Expense	PA	7000000029	8/24/2012	24.20
50421000	401k Expense	PA	7000000029	8/24/2012	0.86
50421000	401k Expense	PA	7000000029	8/24/2012	1.72
50421000	401k Expense	PA	7000000029	8/24/2012	1.73
50421000	401k Expense	PA	7000000029	8/24/2012	23.25
50421000	401k Expense	PA	7000000029	8/24/2012	2.60
50421000	401k Expense	PA	7000000029	8/24/2012	37.14
50421000	401k Expense	PA	7000000029	8/24/2012	8.43
50421000	401k Expense	PA	7000000029	8/24/2012	369.14
50421000	401k Expense	PA	7000000029	8/24/2012	28.14
50421000	401k Expense	PA	7000000029	8/24/2012	3.24
50421000	401k Expense	PA	7000000029	8/24/2012	17.28
50421000	401k Expense	PA	7000000029	8/24/2012	3.78
50421000	401k Expense	PA	7000000029	8/24/2012	0.54
50421000	401k Expense	PA	7000000029	8/24/2012	2.16
50421000	401k Expense	PA	7000000029	8/24/2012	35.77
50421000	401k Expense	PA	7000000029	8/24/2012	38.47
50421000	401k Expense	PA	7000000029	8/24/2012	19.26
50421000	401k Expense	PA	7000000029	8/24/2012	19.26
50421000	401k Expense	PA	7000000029	8/24/2012	10.27
50421000	401k Expense	PA	7000000029	8/24/2012	1.81
50421000	401k Expense	PA	7000000029	8/24/2012	28.92
50421000	401k Expense	PA	7000000029	8/24/2012	64.31
50421000	401k Expense	PA	7000000029	8/24/2012	67.80
50421000	401k Expense	PA	7000000029	8/24/2012	58.22
50421000	401k Expense	PA	7000000029	8/24/2012	750.47
50421000	401k Expense	PA	7000000029	8/24/2012	5.50
50421000	401k Expense	PA	7000000029	8/24/2012	49.41
50421000	401k Expense	PA	7000000029	8/24/2012	20.81
50421000	401k Expense	PA	7000000029	8/24/2012	61.09
50421000	401k Expense	PA	7000000029	8/24/2012	104.80
50421000	401k Expense	PA	7000000029	8/24/2012	116.54
50421000	401k Expense	PA	7000000029	8/24/2012	161.49
50421000	401k Expense	PA	7000000029	8/24/2012	302.11
50421000	401k Expense	PA	7000000029	8/24/2012	260.27
50421000	401k Expense	PA	7000000029	8/24/2012	7.50
50421000	401k Expense	PA	7000000029	8/24/2012	7.50
50421000	401k Expense	PA	7000000029	8/24/2012	6.25
50421000	401k Expense	PA	7000000029	8/24/2012	17.80
50421000	401k Expense	PA	7000000029	8/24/2012	132.78
50421000	401k Expense	PA	7000000029	8/24/2012	131.93
50421000	401k Expense	PA	7000000029	8/24/2012	8.89
50421000	401k Expense	PA	7000000029	8/24/2012	239.14
50421000	401k Expense	PA	7000000029	8/24/2012	391.43
50421000	401k Expense	PA	7000000029	8/24/2012	247.27
50421000	401k Expense	PA	7000000029	8/24/2012	54.52
50421000	401k Expense	PA	7000000029	8/24/2012	8.17
50421000	401k Expense	PA	7000000029	8/24/2012	12.94
50421000	401k Expense	PA	7000000029	8/24/2012	27.20
50421000	401k Expense	PA	7000000029	8/24/2012	78.63
50421000	401k Expense	PA	7000000029	8/24/2012	34.63
50421000	401k Expense	PA	7000000029	8/24/2012	38.17
50421000	401k Expense	PA	7000000029	8/24/2012	2.77
50421100	401k Exp Cap Credits	UZ	2000000022	8/24/2012	(5.50)
50421100	401k Exp Cap Credits	UZ	2000000022	8/24/2012	(5.50)
50421100	401k Exp Cap Credits	UZ	2000000021	8/24/2012	(49.41)
50421100	401k Exp Cap Credits	UZ	2000000021	8/24/2012	(49.41)
50421100	401k Exp Cap Credits	UZ	2000000022	8/24/2012	(1.72)
50421100	401k Exp Cap Credits	UZ	2000000022	8/24/2012	(1.72)
50421100	401k Exp Cap Credits	UZ	2000000022	8/24/2012	(1.73)
50421100	401k Exp Cap Credits	UZ	2000000022	8/24/2012	(1.73)
50421100	401k Exp Cap Credits	UZ	2000000022	8/24/2012	(2.77)
50421100	401k Exp Cap Credits	UZ	2000000022	8/24/2012	(2.77)
50421100	401k Exp Cap Credits	UZ	2000000021	8/24/2012	(0.86)
50421100	401k Exp Cap Credits	UZ	2000000022	8/24/2012	(0.86)

Kentucky American Water Company  
Case No. 2012-00520  
Response to PSC DR1, Item 31

Account	Description	Doc Type	Document Number	Posting Date	Amount
50421100	401k Exp Cap Credits	UZ	2000000021	8/24/2012	(2.60)
50421100	401k Exp Cap Credits	UZ	2000000021	8/24/2012	(2.60)
50421100	401k Exp Cap Credits	UZ	2000000022	8/24/2012	(12.96)
50421100	401k Exp Cap Credits	UZ	2000000022	8/24/2012	(12.96)
50421100	401k Exp Cap Credits	UZ	2000000022	8/24/2012	(7.50)
50421100	401k Exp Cap Credits	UZ	2000000022	8/24/2012	(7.50)
50421100	401k Exp Cap Credits	UZ	2000000022	8/24/2012	(161.49)
50421100	401k Exp Cap Credits	UZ	2000000022	8/24/2012	(161.49)
50421100	401k Exp Cap Credits	UZ	2000000022	8/24/2012	(38.47)
50421100	401k Exp Cap Credits	UZ	2000000022	8/24/2012	(38.47)
50421100	401k Exp Cap Credits	UZ	2000000021	8/24/2012	(19.26)
50421100	401k Exp Cap Credits	UZ	2000000022	8/24/2012	(19.26)
50421100	401k Exp Cap Credits	UZ	2000000022	8/24/2012	(19.26)
50421100	401k Exp Cap Credits	UZ	2000000022	8/24/2012	(19.26)
50421100	401k Exp Cap Credits	UZ	2000000021	8/24/2012	(64.31)
50421100	401k Exp Cap Credits	UZ	2000000022	8/24/2012	(64.31)
50421100	401k Exp Cap Credits	UZ	2000000022	8/24/2012	(11.07)
50421100	401k Exp Cap Credits	UZ	2000000022	8/24/2012	(11.07)
50421100	401k Exp Cap Credits	UZ	2000000021	8/24/2012	(28.92)
50421100	401k Exp Cap Credits	UZ	2000000022	8/24/2012	(28.92)
50421100	401k Exp Cap Credits	UZ	2000000022	8/24/2012	(1.81)
50421100	401k Exp Cap Credits	UZ	2000000022	8/24/2012	(1.81)
50421100	401k Exp Cap Credits	UZ	2000000021	8/24/2012	(0.74)
50421100	401k Exp Cap Credits	UZ	2000000022	8/24/2012	(0.74)
50421100	401k Exp Cap Credits	UZ	2000000022	8/24/2012	(40.37)
50421100	401k Exp Cap Credits	UZ	2000000022	8/24/2012	(40.37)
50421100	401k Exp Cap Credits	UZ	2000000022	8/24/2012	(18.22)
50421100	401k Exp Cap Credits	UZ	2000000022	8/24/2012	(18.22)
50421100	401k Exp Cap Credits	UZ	2000000022	8/24/2012	(54.52)
50421100	401k Exp Cap Credits	UZ	2000000022	8/24/2012	(54.52)
50421100	401k Exp Cap Credits	UZ	2000000022	8/24/2012	(8.89)
50421100	401k Exp Cap Credits	UZ	2000000022	8/24/2012	(8.89)
50421100	401k Exp Cap Credits	UZ	2000000022	8/24/2012	(37.14)
50421100	401k Exp Cap Credits	UZ	2000000022	8/24/2012	(37.14)
50421100	401k Exp Cap Credits	UZ	2000000022	8/24/2012	(12.94)
50421100	401k Exp Cap Credits	UZ	2000000022	8/24/2012	(12.94)
50421100	401k Exp Cap Credits	UZ	2000000021	8/24/2012	(10.27)
50421100	401k Exp Cap Credits	UZ	2000000022	8/24/2012	(10.27)
50421100	401k Exp Cap Credits	UZ	2000000022	8/24/2012	(8.43)
50421100	401k Exp Cap Credits	UZ	2000000022	8/24/2012	(8.43)
50421100	401k Exp Cap Credits	UZ	2000000022	8/24/2012	(23.25)
50421100	401k Exp Cap Credits	UZ	2000000022	8/24/2012	(23.25)
50421100	401k Exp Cap Credits	UZ	2000000021	8/24/2012	(7.50)
50421100	401k Exp Cap Credits	UZ	2000000022	8/24/2012	(7.50)
50421100	401k Exp Cap Credits	UZ	2000000021	8/24/2012	(17.80)
50421100	401k Exp Cap Credits	UZ	2000000022	8/24/2012	(17.80)
50421100	401k Exp Cap Credits	UZ	2000000022	8/24/2012	(6.25)
50421100	401k Exp Cap Credits	UZ	2000000022	8/24/2012	(6.25)
50421100	401k Exp Cap Credits	UZ	2000000022	8/24/2012	(3.78)
50421100	401k Exp Cap Credits	UZ	2000000022	8/24/2012	(3.78)
50421100	401k Exp Cap Credits	UZ	2000000022	8/24/2012	(0.54)
50421100	401k Exp Cap Credits	UZ	2000000022	8/24/2012	(0.54)
50421100	401k Exp Cap Credits	UZ	2000000021	8/24/2012	(24.20)
50421100	401k Exp Cap Credits	UZ	2000000021	8/24/2012	(24.20)
50422000	DCP Expense	PA	7000000048	8/24/2012	90.05
50422000	DCP Expense	PA	7000000029	8/24/2012	35.10
50422000	DCP Expense	PA	7000000029	8/24/2012	6.05
50422000	DCP Expense	PA	7000000029	8/24/2012	320.07
50422000	DCP Expense	PA	7000000029	8/24/2012	387.91
50422000	DCP Expense	PA	7000000029	8/24/2012	256.21
50422000	DCP Expense	PA	7000000029	8/24/2012	20.75
50422000	DCP Expense	PA	7000000029	8/24/2012	42.24
50422000	DCP Expense	PA	7000000029	8/24/2012	3.38
50422000	DCP Expense	PA	7000000029	8/24/2012	335.75
50422000	DCP Expense	PA	7000000029	8/24/2012	10.55
50422000	DCP Expense	PA	7000000029	8/24/2012	14.70
50422000	DCP Expense	PA	7000000029	8/24/2012	21.00
50422000	DCP Expense	PA	7000000029	8/24/2012	7.35
50422000	DCP Expense	PA	7000000029	8/24/2012	1.05
50422000	DCP Expense	PA	7000000029	8/24/2012	67.20
50422000	DCP Expense	PA	7000000029	8/24/2012	52.94
50422000	DCP Expense	PA	7000000029	8/24/2012	388.33
50422000	DCP Expense	PA	7000000029	8/24/2012	15.23
50422000	DCP Expense	PA	7000000029	8/24/2012	12.69
50422000	DCP Expense	PA	7000000029	8/24/2012	389.98
50422000	DCP Expense	PA	7000000029	8/24/2012	13.04
50422000	DCP Expense	PA	7000000029	8/24/2012	58.15

Kentucky American Water Company  
Case No. 2012-00520  
Response to PSC DR1, Item 31

Account	Description	Doc Type	Document Number	Posting Date	Amount
50422000	DCP Expense	PA	7000000029	8/24/2012	11.51
50422000	DCP Expense	PA	7000000029	8/24/2012	63.92
50422000	DCP Expense	PA	7000000029	8/24/2012	1,503.49
50422000	DCP Expense	PA	7000000029	8/24/2012	107.48
50422000	DCP Expense	PA	7000000029	8/24/2012	142.46
50422000	DCP Expense	PA	7000000029	8/24/2012	47.30
50422000	DCP Expense	PA	7000000029	8/24/2012	25.27
50422000	DCP Expense	PA	7000000029	8/24/2012	25.27
50422000	DCP Expense	PA	7000000029	8/24/2012	50.52
50422000	DCP Expense	PA	7000000029	8/24/2012	218.74
50422000	DCP Expense	PA	7000000029	8/24/2012	23.36
50422000	DCP Expense	PA	7000000029	8/24/2012	9.84
50422000	DCP Expense	PA	7000000029	8/24/2012	9.84
50422000	DCP Expense	PA	7000000029	8/24/2012	8.20
50422000	DCP Expense	PA	7000000029	8/24/2012	86.58
50422000	DCP Expense	PA	7000000029	8/24/2012	10.72
50422000	DCP Expense	PA	7000000029	8/24/2012	14.39
50422000	DCP Expense	PA	7000000029	8/24/2012	61.86
50422000	DCP Expense	PA	7000000029	8/24/2012	202.85
50422000	DCP Expense	PA	7000000029	8/24/2012	100.09
50422000	DCP Expense	PA	7000000029	8/24/2012	5.25
50422000	DCP Expense	PA	7000000029	8/24/2012	9.45
50422000	DCP Expense	PA	7000000029	8/24/2012	242.52
50422000	DCP Expense	PA	7000000029	8/24/2012	155.67
50422000	DCP Expense	PA	7000000029	8/24/2012	3.66
50422000	DCP Expense	PA	7000000029	8/24/2012	8.51
50422000	DCP Expense	PA	7000000029	8/24/2012	12.12
50422000	DCP Expense	PA	7000000029	8/24/2012	45.45
50422000	DCP Expense	PA	7000000029	8/24/2012	63.60
50422000	DCP Expense	PA	7000000029	8/24/2012	291.81
50422000	DCP Expense	PA	7000000029	8/24/2012	56.58
50422000	DCP Expense	PA	7000000029	8/24/2012	28.98
50422000	DCP Expense	PA	7000000029	8/24/2012	17.52
50422000	DCP Expense	PA	7000000029	8/24/2012	42.36
50422000	DCP Expense	PA	7000000029	8/24/2012	4.44
50422000	DCP Expense	PA	7000000029	8/24/2012	84.40
50422000	DCP Expense	PA	7000000029	8/24/2012	3.64
50422000	DCP Expense	PA	7000000029	8/24/2012	873.17
50422000	DCP Expense	PA	7000000029	8/24/2012	221.08
50422100	DCP Exp Cap Credits	UZ	2000000022	8/24/2012	(3.64)
50422100	DCP Exp Cap Credits	UZ	2000000022	8/24/2012	(3.64)
50422100	DCP Exp Cap Credits	UZ	2000000022	8/24/2012	(17.52)
50422100	DCP Exp Cap Credits	UZ	2000000022	8/24/2012	(17.52)
50422100	DCP Exp Cap Credits	UZ	2000000022	8/24/2012	(9.84)
50422100	DCP Exp Cap Credits	UZ	2000000022	8/24/2012	(9.84)
50422100	DCP Exp Cap Credits	UZ	2000000021	8/24/2012	(291.81)
50422100	DCP Exp Cap Credits	UZ	2000000022	8/24/2012	(291.81)
50422100	DCP Exp Cap Credits	UZ	2000000021	8/24/2012	(50.52)
50422100	DCP Exp Cap Credits	UZ	2000000022	8/24/2012	(50.52)
50422100	DCP Exp Cap Credits	UZ	2000000021	8/24/2012	(25.27)
50422100	DCP Exp Cap Credits	UZ	2000000022	8/24/2012	(25.27)
50422100	DCP Exp Cap Credits	UZ	2000000022	8/24/2012	(25.27)
50422100	DCP Exp Cap Credits	UZ	2000000022	8/24/2012	(25.27)
50422100	DCP Exp Cap Credits	UZ	2000000022	8/24/2012	(155.67)
50422100	DCP Exp Cap Credits	UZ	2000000022	8/24/2012	(155.67)
50422100	DCP Exp Cap Credits	UZ	2000000022	8/24/2012	(42.36)
50422100	DCP Exp Cap Credits	UZ	2000000022	8/24/2012	(42.36)
50422100	DCP Exp Cap Credits	UZ	2000000021	8/24/2012	(35.10)
50422100	DCP Exp Cap Credits	UZ	2000000022	8/24/2012	(35.10)
50422100	DCP Exp Cap Credits	UZ	2000000021	8/24/2012	(6.05)
50422100	DCP Exp Cap Credits	UZ	2000000022	8/24/2012	(6.05)
50422100	DCP Exp Cap Credits	UZ	2000000021	8/24/2012	(52.94)
50422100	DCP Exp Cap Credits	UZ	2000000022	8/24/2012	(52.94)
50422100	DCP Exp Cap Credits	UZ	2000000021	8/24/2012	(61.86)
50422100	DCP Exp Cap Credits	UZ	2000000022	8/24/2012	(61.86)
50422100	DCP Exp Cap Credits	UZ	2000000021	8/24/2012	(8.51)
50422100	DCP Exp Cap Credits	UZ	2000000022	8/24/2012	(8.51)
50422100	DCP Exp Cap Credits	UZ	2000000021	8/24/2012	(3.66)
50422100	DCP Exp Cap Credits	UZ	2000000022	8/24/2012	(3.66)
50422100	DCP Exp Cap Credits	UZ	2000000022	8/24/2012	(58.15)
50422100	DCP Exp Cap Credits	UZ	2000000022	8/24/2012	(58.15)
50422100	DCP Exp Cap Credits	UZ	2000000022	8/24/2012	(12.69)
50422100	DCP Exp Cap Credits	UZ	2000000022	8/24/2012	(12.69)
50422100	DCP Exp Cap Credits	UZ	2000000021	8/24/2012	(15.23)
50422100	DCP Exp Cap Credits	UZ	2000000022	8/24/2012	(15.23)
50422100	DCP Exp Cap Credits	UZ	2000000022	8/24/2012	(13.04)
50422100	DCP Exp Cap Credits	UZ	2000000022	8/24/2012	(13.04)

Kentucky American Water Company  
Case No. 2012-00520  
Response to PSC DR1, Item 31

Account	Description	Doc Type	Document Number	Posting Date	Amount
50422100	DCP Exp Cap Credits	UZ	2000000021	8/24/2012	(9.84)
50422100	DCP Exp Cap Credits	UZ	2000000022	8/24/2012	(9.84)
50422100	DCP Exp Cap Credits	UZ	2000000022	8/24/2012	(23.36)
50422100	DCP Exp Cap Credits	UZ	2000000022	8/24/2012	(23.36)
50422100	DCP Exp Cap Credits	UZ	2000000021	8/24/2012	(8.20)
50422100	DCP Exp Cap Credits	UZ	2000000021	8/24/2012	(8.20)
50422100	DCP Exp Cap Credits	UZ	2000000021	8/24/2012	(7.35)
50422100	DCP Exp Cap Credits	UZ	2000000022	8/24/2012	(7.35)
50422100	DCP Exp Cap Credits	UZ	2000000021	8/24/2012	(1.05)
50422100	DCP Exp Cap Credits	UZ	2000000021	8/24/2012	(1.05)
50550000	Group Insur Expense	PA	7000000048	8/24/2012	590.31
50550000	Group Insur Expense	PA	7000000029	8/24/2012	139.79
50550000	Group Insur Expense	PA	7000000029	8/24/2012	230.81
50550000	Group Insur Expense	PA	7000000029	8/24/2012	375.38
50550000	Group Insur Expense	PA	7000000029	8/24/2012	4,690.36
50550000	Group Insur Expense	PA	7000000029	8/24/2012	139.79
50550000	Group Insur Expense	PA	7000000029	8/24/2012	185.67
50550000	Group Insur Expense	PA	7000000029	8/24/2012	124.51
50550000	Group Insur Expense	PA	7000000029	8/24/2012	1,251.41
50550000	Group Insur Expense	PA	7000000029	8/24/2012	179.57
50550000	Group Insur Expense	PA	7000000029	8/24/2012	792.52
50550000	Group Insur Expense	PA	7000000029	8/24/2012	171.08
50550000	Group Insur Expense	PA	7000000029	8/24/2012	19.75
50550000	Group Insur Expense	PA	7000000029	8/24/2012	80.75
50550000	Group Insur Expense	PA	7000000029	8/24/2012	437.34
50550000	Group Insur Expense	PA	7000000029	8/24/2012	149.60
50550000	Group Insur Expense	PA	7000000029	8/24/2012	652.88
50550000	Group Insur Expense	PA	7000000029	8/24/2012	1,149.84
50550000	Group Insur Expense	PA	7000000029	8/24/2012	11.75
50550000	Group Insur Expense	PA	7000000029	8/24/2012	264.97
50550000	Group Insur Expense	PA	7000000029	8/24/2012	7,896.53
50550000	Group Insur Expense	PA	7000000029	8/24/2012	338.10
50550000	Group Insur Expense	PA	7000000029	8/24/2012	116.78
50550000	Group Insur Expense	PA	7000000029	8/24/2012	119.46
50550000	Group Insur Expense	PA	7000000029	8/24/2012	260.27
50550000	Group Insur Expense	PA	7000000029	8/24/2012	270.35
50550000	Group Insur Expense	PA	7000000029	8/24/2012	284.74
50550000	Group Insur Expense	PA	7000000029	8/24/2012	62.85
50550000	Group Insur Expense	PA	7000000029	8/24/2012	1,534.48
50550000	Group Insur Expense	PA	7000000029	8/24/2012	361.97
50550000	Group Insur Expense	PA	7000000029	8/24/2012	194.34
50550000	Group Insur Expense	PA	7000000029	8/24/2012	328.41
50550000	Group Insur Expense	PA	7000000029	8/24/2012	90.50
50550000	Group Insur Expense	PA	7000000029	8/24/2012	12.94
50550000	Group Insur Expense	PA	7000000029	8/24/2012	509.38
50550000	Group Insur Expense	PA	7000000029	8/24/2012	60.94
50550000	Group Insur Expense	PA	7000000029	8/24/2012	16.05
50550000	Group Insur Expense	PA	7000000029	8/24/2012	33.56
50550000	Group Insur Expense	PA	7000000029	8/24/2012	67.08
50550000	Group Insur Expense	PA	7000000029	8/24/2012	33.56
50550000	Group Insur Expense	PA	7000000029	8/24/2012	208.05
50550000	Group Insur Expense	PA	7000000029	8/24/2012	143.71
50550000	Group Insur Expense	PA	7000000029	8/24/2012	14.17
50550000	Group Insur Expense	PA	7000000029	8/24/2012	357.87
50550000	Group Insur Expense	PA	7000000029	8/24/2012	707.76
50550000	Group Insur Expense	PA	7000000029	8/24/2012	1,664.29
50550000	Group Insur Expense	PA	7000000029	8/24/2012	179.56
50550000	Group Insur Expense	PA	7000000029	8/24/2012	39.71
50550000	Group Insur Expense	PA	7000000029	8/24/2012	357.66
50550000	Group Insur Expense	PA	7000000029	8/24/2012	1,136.89
50550000	Group Insur Expense	PA	7000000029	8/24/2012	44.59
50550000	Group Insur Expense	PA	7000000029	8/24/2012	44.58
50550000	Group Insur Expense	PA	7000000029	8/24/2012	37.15
50550000	Group Insur Expense	PA	7000000029	8/24/2012	75.97
50550000	Group Insur Expense	PA	7000000029	8/24/2012	768.63
50550000	Group Insur Expense	PA	7000000029	8/24/2012	9,469.22
50550000	Group Insur Expense	PA	7000000029	8/24/2012	1,402.45
50550000	Group Insur Expense	PA	7000000029	8/24/2012	3,438.12
50550000	Group Insur Expense	PA	7000000029	8/24/2012	540.08
50550000	Group Insur Expense	PA	7000000029	8/24/2012	67.54
50550000	Group Insur Expense	PA	7000000029	8/24/2012	62.34
50550000	Group Insur Expense	PA	7000000029	8/24/2012	1,775.90
50550000	Group Insur Expense	PA	7000000029	8/24/2012	1,634.94
50550000	Group Insur Expense	PA	7000000029	8/24/2012	907.31
50550000	Group Insur Expense	PA	7000000029	8/24/2012	1,616.60
50550000	Group Insur Expense	PA	7000000029	8/24/2012	2,503.79
50550000	Group Insur Expense	PA	7000000029	8/24/2012	1,698.37

Kentucky American Water Company  
Case No. 2012-00520  
Response to PSC DR1, Item 31

Account	Description	Doc Type	Document Number	Posting Date	Amount
50550000	Group Insur Expense	PA	7000000029	8/24/2012	392.74
50550000	Group Insur Expense	PA	7000000029	8/24/2012	19.20
50550000	Group Insur Expense	PA	7000000029	8/24/2012	692.22
50550000	Group Insur Expense	PA	7000000029	8/24/2012	517.50
50550000	Group Insur Expense	PA	7000000029	8/24/2012	222.49
50550000	Group Insur Expense	PA	7000000029	8/24/2012	239.42
50550000	Group Insur Expense	PA	7000000029	8/24/2012	157.45
50550000	Group Insur Expense	PA	7000000029	8/24/2012	139.32
50550000	Group Insur Expense	PA	7000000029	8/24/2012	76.48
50550000	Group Insur Expense	PA	7000000029	8/24/2012	17.09
50550000	Group Insur Expense	PA	7000000029	8/24/2012	7.17
50550100	Group Ins Cap Credits	UZ	2000000021	8/24/2012	(39.71)
50550100	Group Ins Cap Credits	UZ	2000000022	8/24/2012	(39.71)
50550100	Group Ins Cap Credits	UZ	2000000022	8/24/2012	(357.66)
50550100	Group Ins Cap Credits	UZ	2000000022	8/24/2012	(357.66)
50550100	Group Ins Cap Credits	UZ	2000000021	8/24/2012	(139.79)
50550100	Group Ins Cap Credits	UZ	2000000022	8/24/2012	(139.79)
50550100	Group Ins Cap Credits	UZ	2000000022	8/24/2012	(139.79)
50550100	Group Ins Cap Credits	UZ	2000000022	8/24/2012	(139.79)
50550100	Group Ins Cap Credits	UZ	2000000022	8/24/2012	(7.17)
50550100	Group Ins Cap Credits	UZ	2000000022	8/24/2012	(7.17)
50550100	Group Ins Cap Credits	UZ	2000000021	8/24/2012	(80.75)
50550100	Group Ins Cap Credits	UZ	2000000022	8/24/2012	(80.75)
50550100	Group Ins Cap Credits	UZ	2000000022	8/24/2012	(76.48)
50550100	Group Ins Cap Credits	UZ	2000000022	8/24/2012	(76.48)
50550100	Group Ins Cap Credits	UZ	2000000022	8/24/2012	(116.78)
50550100	Group Ins Cap Credits	UZ	2000000022	8/24/2012	(116.78)
50550100	Group Ins Cap Credits	UZ	2000000021	8/24/2012	(44.59)
50550100	Group Ins Cap Credits	UZ	2000000022	8/24/2012	(44.59)
50550100	Group Ins Cap Credits	UZ	2000000021	8/24/2012	(1,616.60)
50550100	Group Ins Cap Credits	UZ	2000000022	8/24/2012	(1,616.60)
50550100	Group Ins Cap Credits	UZ	2000000022	8/24/2012	(67.08)
50550100	Group Ins Cap Credits	UZ	2000000022	8/24/2012	(67.08)
50550100	Group Ins Cap Credits	UZ	2000000022	8/24/2012	(33.56)
50550100	Group Ins Cap Credits	UZ	2000000022	8/24/2012	(33.56)
50550100	Group Ins Cap Credits	UZ	2000000022	8/24/2012	(33.56)
50550100	Group Ins Cap Credits	UZ	2000000022	8/24/2012	(652.88)
50550100	Group Ins Cap Credits	UZ	2000000022	8/24/2012	(652.88)
50550100	Group Ins Cap Credits	UZ	2000000021	8/24/2012	(139.32)
50550100	Group Ins Cap Credits	UZ	2000000021	8/24/2012	(139.32)
50550100	Group Ins Cap Credits	UZ	2000000021	8/24/2012	(143.71)
50550100	Group Ins Cap Credits	UZ	2000000021	8/24/2012	(143.71)
50550100	Group Ins Cap Credits	UZ	2000000022	8/24/2012	(14.17)
50550100	Group Ins Cap Credits	UZ	2000000022	8/24/2012	(14.17)
50550100	Group Ins Cap Credits	UZ	2000000022	8/24/2012	(19.75)
50550100	Group Ins Cap Credits	UZ	2000000022	8/24/2012	(19.75)
50550100	Group Ins Cap Credits	UZ	2000000022	8/24/2012	(540.08)
50550100	Group Ins Cap Credits	UZ	2000000022	8/24/2012	(540.08)
50550100	Group Ins Cap Credits	UZ	2000000021	8/24/2012	(230.81)
50550100	Group Ins Cap Credits	UZ	2000000022	8/24/2012	(230.81)
50550100	Group Ins Cap Credits	UZ	2000000021	8/24/2012	(392.74)
50550100	Group Ins Cap Credits	UZ	2000000022	8/24/2012	(392.74)
50550100	Group Ins Cap Credits	UZ	2000000021	8/24/2012	(67.54)
50550100	Group Ins Cap Credits	UZ	2000000022	8/24/2012	(67.54)
50550100	Group Ins Cap Credits	UZ	2000000022	8/24/2012	(62.34)
50550100	Group Ins Cap Credits	UZ	2000000022	8/24/2012	(62.34)
50550100	Group Ins Cap Credits	UZ	2000000022	8/24/2012	(284.74)
50550100	Group Ins Cap Credits	UZ	2000000022	8/24/2012	(284.74)
50550100	Group Ins Cap Credits	UZ	2000000022	8/24/2012	(692.22)
50550100	Group Ins Cap Credits	UZ	2000000022	8/24/2012	(692.22)
50550100	Group Ins Cap Credits	UZ	2000000022	8/24/2012	(208.05)
50550100	Group Ins Cap Credits	UZ	2000000022	8/24/2012	(208.05)
50550100	Group Ins Cap Credits	UZ	2000000022	8/24/2012	(62.85)
50550100	Group Ins Cap Credits	UZ	2000000022	8/24/2012	(62.85)
50550100	Group Ins Cap Credits	UZ	2000000022	8/24/2012	(260.27)
50550100	Group Ins Cap Credits	UZ	2000000022	8/24/2012	(260.27)
50550100	Group Ins Cap Credits	UZ	2000000021	8/24/2012	(44.58)
50550100	Group Ins Cap Credits	UZ	2000000022	8/24/2012	(44.58)
50550100	Group Ins Cap Credits	UZ	2000000022	8/24/2012	(75.97)
50550100	Group Ins Cap Credits	UZ	2000000022	8/24/2012	(75.97)
50550100	Group Ins Cap Credits	UZ	2000000022	8/24/2012	(37.15)
50550100	Group Ins Cap Credits	UZ	2000000022	8/24/2012	(37.15)
50550100	Group Ins Cap Credits	UZ	2000000022	8/24/2012	(90.50)
50550100	Group Ins Cap Credits	UZ	2000000022	8/24/2012	(90.50)
50550100	Group Ins Cap Credits	UZ	2000000022	8/24/2012	(12.94)
50550100	Group Ins Cap Credits	UZ	2000000022	8/24/2012	(12.94)





Kentucky American Water Company  
Case No. 2012-00520  
Response to PSC DR1, Item 31

Account	Description	Doc Type	Document Number	Posting Date	Amount
52801100	Indirect OH Clearing	UZ	2000000021	8/24/2012	5.36
52801100	Indirect OH Clearing	UZ	2000000022	8/24/2012	982.43
52801100	Indirect OH Clearing	UZ	2000000022	8/24/2012	25.37
52801100	Indirect OH Clearing	UZ	2000000022	8/24/2012	126.05
52801100	Indirect OH Clearing	UZ	2000000022	8/24/2012	55.08
52801100	Indirect OH Clearing	UZ	2000000022	8/24/2012	154.71
52801100	Indirect OH Clearing	UZ	2000000022	8/24/2012	22,359.81
52801100	Indirect OH Clearing	UZ	2000000022	8/24/2012	235.76
52801100	Indirect OH Clearing	UZ	2000000022	8/24/2012	8,005.42
52801100	Indirect OH Clearing	UZ	2000000022	8/24/2012	788.72
52801100	Indirect OH Clearing	UZ	2000000022	8/24/2012	2,576.73
52801100	Indirect OH Clearing	UZ	2000000022	8/24/2012	1,621.71
52801100	Indirect OH Clearing	UZ	2000000022	8/24/2012	146,511.53
52801100	Indirect OH Clearing	UZ	2000000021	8/24/2012	2,869.01
52801100	Indirect OH Clearing	UZ	2000000021	8/24/2012	10,071.29
52801100	Indirect OH Clearing	UZ	2000000021	8/24/2012	85,764.99
52801100	Indirect OH Clearing	UZ	2000000021	8/24/2012	107,978.62
52801100	Indirect OH Clearing	UZ	2000000022	8/24/2012	805.83
52801100	Indirect OH Clearing	UZ	2000000022	8/24/2012	426.05
52801100	Indirect OH Clearing	UZ	2000000022	8/24/2012	8,152.58
52801100	Indirect OH Clearing	UZ	2000000022	8/24/2012	8,152.58
52801100	Indirect OH Clearing	UZ	2000000021	8/24/2012	8,152.58
52801100	Indirect OH Clearing	UZ	2000000022	8/24/2012	118.49
52801100	Indirect OH Clearing	UZ	2000000021	8/24/2012	2,243.46
52801100	Indirect OH Clearing	UZ	2000000022	8/24/2012	719.81
52801100	Indirect OH Clearing	UZ	2000000022	8/24/2012	20,641.06
52801100	Indirect OH Clearing	UZ	2000000022	8/24/2012	52.59
52801100	Indirect OH Clearing	UZ	2000000022	8/24/2012	19,999.55
52801100	Indirect OH Clearing	UZ	2000000022	8/24/2012	19,999.90
52801100	Indirect OH Clearing	UZ	2000000021	8/24/2012	29,000.00
52801100	Indirect OH Clearing	UZ	2000000022	8/24/2012	2,351.62
52801100	Indirect OH Clearing	UZ	2000000021	8/24/2012	2,351.62
52801100	Indirect OH Clearing	UZ	2000000022	8/24/2012	2,351.62
52801100	Indirect OH Clearing	UZ	2000000022	8/24/2012	28.05
52801100	Indirect OH Clearing	UZ	2000000021	8/24/2012	178.12
52801100	Indirect OH Clearing	UZ	2000000022	8/24/2012	203.00
52801100	Indirect OH Clearing	UZ	2000000022	8/24/2012	203.00
52801100	Indirect OH Clearing	UZ	2000000021	8/24/2012	0.15
52801100	Indirect OH Clearing	UZ	2000000022	8/24/2012	1,412.77
52801100	Indirect OH Clearing	UZ	2000000022	8/24/2012	32,473.22
52801100	Indirect OH Clearing	UZ	2000000021	8/24/2012	6,691.44
52801100	Indirect OH Clearing	UZ	2000000022	8/24/2012	3,500.00
52801100	Indirect OH Clearing	UZ	2000000021	8/24/2012	10,838.00
52801100	Indirect OH Clearing	UZ	2000000022	8/24/2012	166,911.30
52801100	Indirect OH Clearing	UZ	2000000022	8/24/2012	9,500.07
52801100	Indirect OH Clearing	UZ	2000000021	8/24/2012	9,500.07
52801100	Indirect OH Clearing	UZ	2000000022	8/24/2012	9,500.07
52801100	Indirect OH Clearing	UZ	2000000021	8/24/2012	130.55
52801100	Indirect OH Clearing	UZ	2000000022	8/24/2012	130.55
52801100	Indirect OH Clearing	UZ	2000000022	8/24/2012	130.55
52801100	Indirect OH Clearing	UZ	2000000022	8/24/2012	225.82
52801100	Indirect OH Clearing	UZ	2000000022	8/24/2012	225.82
52801100	Indirect OH Clearing	UZ	2000000022	8/24/2012	225.82
52801100	Indirect OH Clearing	UZ	2000000022	8/24/2012	218.83
52801100	Indirect OH Clearing	UZ	2000000022	8/24/2012	218.83
52801100	Indirect OH Clearing	UZ	2000000022	8/24/2012	218.83
52801100	Indirect OH Clearing	UZ	2000000022	8/24/2012	218.83
52801100	Indirect OH Clearing	UZ	2000000022	8/24/2012	1,259.36
52801100	Indirect OH Clearing	UZ	2000000021	8/24/2012	1,699.87
52801100	Indirect OH Clearing	UZ	2000000022	8/24/2012	1,699.87
52801100	Indirect OH Clearing	UZ	2000000022	8/24/2012	1,699.87
52801100	Indirect OH Clearing	UZ	2000000022	8/24/2012	506.03
52801100	Indirect OH Clearing	UZ	2000000022	8/24/2012	407.53
52801100	Indirect OH Clearing	UZ	2000000022	8/24/2012	407.53
52801100	Indirect OH Clearing	UZ	2000000022	8/24/2012	407.53
52801100	Indirect OH Clearing	UZ	2000000021	8/24/2012	1,367.45
52801100	Indirect OH Clearing	UZ	2000000022	8/24/2012	1,369.75
52801100	Indirect OH Clearing	UZ	2000000021	8/24/2012	1,367.45
52801100	Indirect OH Clearing	UZ	2000000021	8/24/2012	389.30
52801100	Indirect OH Clearing	UZ	2000000022	8/24/2012	389.30
52801100	Indirect OH Clearing	UZ	2000000022	8/24/2012	389.30
52801100	Indirect OH Clearing	UZ	2000000021	8/24/2012	7,491.09
52801100	Indirect OH Clearing	UZ	2000000022	8/24/2012	9,013.23
52801100	Indirect OH Clearing	UZ	2000000021	8/24/2012	9,144.92
52801100	Indirect OH Clearing	UZ	2000000022	8/24/2012	21,602.66
52801100	Indirect OH Clearing	UZ	2000000022	8/24/2012	27,552.63
52801100	Indirect OH Clearing	UZ	2000000022	8/24/2012	1,803.34
52801100	Indirect OH Clearing	UZ	2000000022	8/24/2012	2,300.17

Kentucky American Water Company  
Case No. 2012-00520  
Response to PSC DR1, Item 31

Account	Description	Doc Type	Document Number	Posting Date	Amount
52801100	Indirect OH Clearing	UZ	2000000021	8/24/2012	388.15
52801100	Indirect OH Clearing	UZ	2000000021	8/24/2012	6,822.89
52801100	Indirect OH Clearing	UZ	2000000021	8/24/2012	778.03
52801100	Indirect OH Clearing	UZ	2000000022	8/24/2012	5,442.21
52801100	Indirect OH Clearing	UZ	2000000022	8/24/2012	236.92
52801100	Indirect OH Clearing	UZ	2000000021	8/24/2012	182.29
52801100	Indirect OH Clearing	UZ	2000000022	8/24/2012	336.98
52801100	Indirect OH Clearing	UZ	2000000021	8/24/2012	5,447.96
52801100	Indirect OH Clearing	UZ	2000000022	8/24/2012	6,575.62
52801100	Indirect OH Clearing	UZ	2000000021	8/24/2012	11,041.98
52801100	Indirect OH Clearing	UZ	2000000022	8/24/2012	309.37
52801100	Indirect OH Clearing	UZ	2000000022	8/24/2012	164.46
52801100	Indirect OH Clearing	UZ	2000000022	8/24/2012	346.18
52801100	Indirect OH Clearing	UZ	2000000021	8/24/2012	14,522.15
52801100	Indirect OH Clearing	UZ	2000000022	8/24/2012	4,714.78
52801100	Indirect OH Clearing	UZ	2000000022	8/24/2012	106.38
52801100	Indirect OH Clearing	UZ	2000000021	8/24/2012	8,146.64
52801100	Indirect OH Clearing	UZ	2000000022	8/24/2012	106.96
52801100	Indirect OH Clearing	UZ	2000000021	8/24/2012	126.51
52801100	Indirect OH Clearing	UZ	2000000022	8/24/2012	2,613.57
52801100	Indirect OH Clearing	UZ	2000000022	8/24/2012	152.39
52801100	Indirect OH Clearing	UZ	2000000022	8/24/2012	168.49
52801100	Indirect OH Clearing	UZ	2000000022	8/24/2012	217.94
52801100	Indirect OH Clearing	UZ	2000000022	8/24/2012	612.42
52801100	Indirect OH Clearing	UZ	2000000022	8/24/2012	5.75
52801100	Indirect OH Clearing	UZ	2000000022	8/24/2012	526.74
52801100	Indirect OH Clearing	UZ	2000000022	8/24/2012	109.26
52801100	Indirect OH Clearing	UZ	2000000022	8/24/2012	60.38
52801100	Indirect OH Clearing	UZ	2000000022	8/24/2012	2,104.66
52801100	Indirect OH Clearing	UZ	2000000022	8/24/2012	5,758.48
52801100	Indirect OH Clearing	UZ	2000000022	8/24/2012	526.74
52801100	Indirect OH Clearing	UZ	2000000021	8/24/2012	640.60
52801100	Indirect OH Clearing	UZ	2000000022	8/24/2012	46.00
52801100	Indirect OH Clearing	UZ	2000000022	8/24/2012	176.54
52801100	Indirect OH Clearing	UZ	2000000021	8/24/2012	6,362.86
52801100	Indirect OH Clearing	UZ	2000000022	8/24/2012	1.73
52801100	Indirect OH Clearing	UZ	2000000021	8/24/2012	30.48
52801100	Indirect OH Clearing	UZ	2000000022	8/24/2012	1,440.48
52801100	Indirect OH Clearing	UZ	2000000022	8/24/2012	117.31
52801100	Indirect OH Clearing	UZ	2000000022	8/24/2012	819.44
52801100	Indirect OH Clearing	UZ	2000000021	8/24/2012	897.07
52801100	Indirect OH Clearing	UZ	2000000022	8/24/2012	275.45
52801100	Indirect OH Clearing	UZ	2000000022	8/24/2012	10,513.52
52801100	Indirect OH Clearing	UZ	2000000021	8/24/2012	6,903.40
52801100	Indirect OH Clearing	UZ	2000000022	8/24/2012	17,855.67
52801100	Indirect OH Clearing	UZ	2000000022	8/24/2012	9,262.80
52801100	Indirect OH Clearing	UZ	2000000022	8/24/2012	9,024.73
52801100	Indirect OH Clearing	UZ	2000000021	8/24/2012	9,174.82
52801100	Indirect OH Clearing	UZ	2000000022	8/24/2012	2,304.77
52801100	Indirect OH Clearing	UZ	2000000022	8/24/2012	18,433.02
52801100	Indirect OH Clearing	UZ	2000000022	8/24/2012	67,169.67
52801100	Indirect OH Clearing	UZ	2000000022	8/24/2012	9,680.28
52801100	Indirect OH Clearing	UZ	2000000022	8/24/2012	9,774.01
52801100	Indirect OH Clearing	UZ	2000000022	8/24/2012	14,583.68
52801100	Indirect OH Clearing	UZ	2000000022	8/24/2012	30,706.74
52801100	Indirect OH Clearing	UZ	2000000021	8/24/2012	1,047.73
52801100	Indirect OH Clearing	UZ	2000000021	8/24/2012	16,980.46
52801100	Indirect OH Clearing	UZ	2000000022	8/24/2012	3.45
52801100	Indirect OH Clearing	UZ	2000000022	8/24/2012	8,239.22
52801100	Indirect OH Clearing	UZ	2000000022	8/24/2012	3.45
52801100	Indirect OH Clearing	UZ	2000000022	8/24/2012	0.58
52801100	Indirect OH Clearing	UZ	2000000022	8/24/2012	8,364.01
52801100	Indirect OH Clearing	UZ	2000000021	8/24/2012	1.73
52801100	Indirect OH Clearing	UZ	2000000021	8/24/2012	143.19
52801100	Indirect OH Clearing	UZ	2000000022	8/24/2012	8.63
52801100	Indirect OH Clearing	UZ	2000000021	8/24/2012	436.46
52801100	Indirect OH Clearing	UZ	2000000022	8/24/2012	10.35
52801100	Indirect OH Clearing	UZ	2000000022	8/24/2012	75.33
52801100	Indirect OH Clearing	UZ	2000000022	8/24/2012	798.16
52801100	Indirect OH Clearing	UZ	2000000022	8/24/2012	798.16
52801100	Indirect OH Clearing	UZ	2000000022	8/24/2012	46,108.13
52801100	Indirect OH Clearing	UZ	2000000022	8/24/2012	2.88
52801100	Indirect OH Clearing	UZ	2000000021	8/24/2012	14,960.33
52801100	Indirect OH Clearing	UZ	2000000022	8/24/2012	235.19
52801100	Indirect OH Clearing	UZ	2000000022	8/24/2012	235.19
52801100	Indirect OH Clearing	UZ	2000000021	8/24/2012	235.19
52801100	Indirect OH Clearing	UZ	2000000021	8/24/2012	1.73

Kentucky American Water Company  
Case No. 2012-00520  
Response to PSC DR1, Item 31

Account	Description	Doc Type	Document Number	Posting Date	Amount
52801100	Indirect OH Clearing	UZ	2000000022	8/24/2012	266.82
52801100	Indirect OH Clearing	UZ	2000000022	8/24/2012	2,085.68
52801100	Indirect OH Clearing	UZ	2000000022	8/24/2012	373.20
52801100	Indirect OH Clearing	UZ	2000000022	8/24/2012	372.63
52801100	Indirect OH Clearing	UZ	2000000021	8/24/2012	418.06
52801100	Indirect OH Clearing	UZ	2000000022	8/24/2012	418.06
52801100	Indirect OH Clearing	UZ	2000000021	8/24/2012	418.06
52801100	Indirect OH Clearing	UZ	2000000022	8/24/2012	626.80
52801100	Indirect OH Clearing	UZ	2000000021	8/24/2012	626.80
52801100	Indirect OH Clearing	UZ	2000000022	8/24/2012	199.54
52801100	Indirect OH Clearing	UZ	2000000022	8/24/2012	199.54
52801100	Indirect OH Clearing	UZ	2000000021	8/24/2012	199.54
52801100	Indirect OH Clearing	UZ	2000000021	8/24/2012	299.02
52801100	Indirect OH Clearing	UZ	2000000022	8/24/2012	299.02
52801100	Indirect OH Clearing	UZ	2000000021	8/24/2012	2,771.71
52801100	Indirect OH Clearing	UZ	2000000022	8/24/2012	22,629.11
52801100	Indirect OH Clearing	UZ	2000000022	8/24/2012	46,242.69
52801100	Indirect OH Clearing	UZ	2000000022	8/24/2012	1,479.59
52801100	Indirect OH Clearing	UZ	2000000022	8/24/2012	1,479.59
52801100	Indirect OH Clearing	UZ	2000000022	8/24/2012	2,219.67
52801100	Indirect OH Clearing	UZ	2000000022	8/24/2012	2,219.67
52801100	Indirect OH Clearing	UZ	2000000022	8/24/2012	1,479.59
52801100	Indirect OH Clearing	UZ	2000000022	8/24/2012	2.19
52801100	Indirect OH Clearing	UZ	2000000022	8/24/2012	141.05
52801100	Indirect OH Clearing	UZ	2000000022	8/24/2012	226.03
52801100	Indirect OH Clearing	UZ	2000000022	8/24/2012	141.85
52801100	Indirect OH Clearing	UZ	2000000022	8/24/2012	3,093.26
52801100	Indirect OH Clearing	UZ	2000000022	8/24/2012	2,870.41
52801100	Indirect OH Clearing	UZ	2000000022	8/24/2012	4,909.21
52801100	Indirect OH Clearing	UZ	2000000021	8/24/2012	393.22
52801100	Indirect OH Clearing	UZ	2000000022	8/24/2012	293.25
52801100	Indirect OH Clearing	UZ	2000000022	8/24/2012	334.49
52801100	Indirect OH Clearing	UZ	2000000022	8/24/2012	694.39
52801100	Indirect OH Clearing	UZ	2000000022	8/24/2012	694.39
52801100	Indirect OH Clearing	UZ	2000000022	8/24/2012	694.39
52801100	Indirect OH Clearing	UZ	2000000021	8/24/2012	1,041.57
52801100	Indirect OH Clearing	UZ	2000000022	8/24/2012	1,041.57
53150000	Contr Svc-Other	UZ	2000000022	8/24/2012	(6,808.38)
53150000	Contr Svc-Other	UZ	2000000022	8/24/2012	(148,853.43)
53150000	Contr Svc-Other	UZ	2000000022	8/24/2012	(90.10)
54140000	Rents-Equip	KR	5000000743	8/24/2012	138.97
55010500	Trans Reimb EE Prsnl	PA	7000000029	8/24/2012	90.69
57010000	Uncoll Accts Exp	ZA	9400000270	8/24/2012	(282.86)
68533000	FICA	PA	7000000048	8/24/2012	143.66
68533000	FICA	PA	7000000029	8/24/2012	26.85
68533000	FICA	PA	7000000029	8/24/2012	146.95
68533000	FICA	PA	7000000029	8/24/2012	1,739.58
68533000	FICA	PA	7000000029	8/24/2012	39.13
68533000	FICA	PA	7000000029	8/24/2012	75.54
68533000	FICA	PA	7000000029	8/24/2012	63.53
68533000	FICA	PA	7000000029	8/24/2012	47.58
68533000	FICA	PA	7000000029	8/24/2012	79.43
68533000	FICA	PA	7000000029	8/24/2012	341.57
68533000	FICA	PA	7000000029	8/24/2012	8.91
68533000	FICA	PA	7000000029	8/24/2012	65.99
68533000	FICA	PA	7000000029	8/24/2012	260.83
68533000	FICA	PA	7000000029	8/24/2012	430.44
68533000	FICA	PA	7000000029	8/24/2012	5.34
68533000	FICA	PA	7000000029	8/24/2012	2,702.72
68533000	FICA	PA	7000000029	8/24/2012	92.67
68533000	FICA	PA	7000000029	8/24/2012	39.14
68533000	FICA	PA	7000000029	8/24/2012	111.00
68533000	FICA	PA	7000000029	8/24/2012	38.05
68533000	FICA	PA	7000000029	8/24/2012	527.92
68533000	FICA	PA	7000000029	8/24/2012	48.20
68533000	FICA	PA	7000000029	8/24/2012	67.29
68533000	FICA	PA	7000000029	8/24/2012	69.90
68533000	FICA	PA	7000000029	8/24/2012	18.04
68533000	FICA	PA	7000000029	8/24/2012	137.25
68533000	FICA	PA	7000000029	8/24/2012	47.73
68533000	FICA	PA	7000000029	8/24/2012	78.59
68533000	FICA	PA	7000000029	8/24/2012	20.92
68533000	FICA	PA	7000000029	8/24/2012	2.99
68533000	FICA	PA	7000000029	8/24/2012	133.46
68533000	FICA	PA	7000000029	8/24/2012	19.61
68533000	FICA	PA	7000000029	8/24/2012	68.84
68533000	FICA	PA	7000000029	8/24/2012	79.70

Kentucky American Water Company  
Case No. 2012-00520  
Response to PSC DR1, Item 31

Account	Description	Doc Type	Document Number	Posting Date	Amount
68533000	FICA	PA	7000000029	8/24/2012	39.85
68533000	FICA	PA	7000000029	8/24/2012	39.85
68533000	FICA	PA	7000000029	8/24/2012	80.34
68533000	FICA	PA	7000000029	8/24/2012	67.96
68533000	FICA	PA	7000000029	8/24/2012	56.76
68533000	FICA	PA	7000000029	8/24/2012	5.33
68533000	FICA	PA	7000000029	8/24/2012	144.45
68533000	FICA	PA	7000000029	8/24/2012	205.76
68533000	FICA	PA	7000000029	8/24/2012	800.44
68533000	FICA	PA	7000000029	8/24/2012	477.67
68533000	FICA	PA	7000000029	8/24/2012	61.15
68533000	FICA	PA	7000000029	8/24/2012	18.20
68533000	FICA	PA	7000000029	8/24/2012	163.62
68533000	FICA	PA	7000000029	8/24/2012	174.56
68533000	FICA	PA	7000000029	8/24/2012	782.08
68533000	FICA	PA	7000000029	8/24/2012	13.68
68533000	FICA	PA	7000000029	8/24/2012	13.68
68533000	FICA	PA	7000000029	8/24/2012	11.40
68533000	FICA	PA	7000000029	8/24/2012	34.66
68533000	FICA	PA	7000000029	8/24/2012	356.90
68533000	FICA	PA	7000000029	8/24/2012	4,078.83
68533000	FICA	PA	7000000029	8/24/2012	479.75
68533000	FICA	PA	7000000029	8/24/2012	1,055.43
68533000	FICA	PA	7000000029	8/24/2012	178.03
68533000	FICA	PA	7000000029	8/24/2012	59.90
68533000	FICA	PA	7000000029	8/24/2012	28.76
68533000	FICA	PA	7000000029	8/24/2012	811.43
68533000	FICA	PA	7000000029	8/24/2012	423.79
68533000	FICA	PA	7000000029	8/24/2012	390.24
68533000	FICA	PA	7000000029	8/24/2012	575.70
68533000	FICA	PA	7000000029	8/24/2012	708.52
68533000	FICA	PA	7000000029	8/24/2012	617.90
68533000	FICA	PA	7000000029	8/24/2012	17.37
68533000	FICA	PA	7000000029	8/24/2012	203.36
68533000	FICA	PA	7000000029	8/24/2012	279.70
68533000	FICA	PA	7000000029	8/24/2012	71.57
68533000	FICA	PA	7000000029	8/24/2012	78.87
68533000	FICA	PA	7000000029	8/24/2012	66.17
68533000	FICA	PA	7000000029	8/24/2012	46.54
68533000	FICA	PA	7000000029	8/24/2012	25.63
68533000	FICA	PA	7000000029	8/24/2012	5.18
68533000	FICA	PA	7000000029	8/24/2012	59.89
68533000	FICA	PA	7000000029	8/24/2012	89.64
68533000	FICA	PA	7000000029	8/24/2012	6.21
68533100	FICA Cap Credits	UZ	2000000021	8/24/2012	(18.20)
68533100	FICA Cap Credits	UZ	2000000022	8/24/2012	(18.20)
68533100	FICA Cap Credits	UZ	2000000022	8/24/2012	(163.62)
68533100	FICA Cap Credits	UZ	2000000022	8/24/2012	(163.62)
68533100	FICA Cap Credits	UZ	2000000022	8/24/2012	(39.13)
68533100	FICA Cap Credits	UZ	2000000022	8/24/2012	(39.13)
68533100	FICA Cap Credits	UZ	2000000022	8/24/2012	(39.14)
68533100	FICA Cap Credits	UZ	2000000022	8/24/2012	(39.14)
68533100	FICA Cap Credits	UZ	2000000022	8/24/2012	(5.18)
68533100	FICA Cap Credits	UZ	2000000022	8/24/2012	(5.18)
68533100	FICA Cap Credits	UZ	2000000021	8/24/2012	(26.85)
68533100	FICA Cap Credits	UZ	2000000022	8/24/2012	(26.85)
68533100	FICA Cap Credits	UZ	2000000021	8/24/2012	(25.63)
68533100	FICA Cap Credits	UZ	2000000022	8/24/2012	(25.63)
68533100	FICA Cap Credits	UZ	2000000022	8/24/2012	(38.05)
68533100	FICA Cap Credits	UZ	2000000022	8/24/2012	(38.05)
68533100	FICA Cap Credits	UZ	2000000022	8/24/2012	(13.68)
68533100	FICA Cap Credits	UZ	2000000022	8/24/2012	(13.68)
68533100	FICA Cap Credits	UZ	2000000021	8/24/2012	(575.70)
68533100	FICA Cap Credits	UZ	2000000022	8/24/2012	(575.70)
68533100	FICA Cap Credits	UZ	2000000022	8/24/2012	(79.70)
68533100	FICA Cap Credits	UZ	2000000022	8/24/2012	(79.70)
68533100	FICA Cap Credits	UZ	2000000022	8/24/2012	(39.85)
68533100	FICA Cap Credits	UZ	2000000022	8/24/2012	(39.85)
68533100	FICA Cap Credits	UZ	2000000021	8/24/2012	(39.85)
68533100	FICA Cap Credits	UZ	2000000022	8/24/2012	(39.85)
68533100	FICA Cap Credits	UZ	2000000022	8/24/2012	(260.83)
68533100	FICA Cap Credits	UZ	2000000022	8/24/2012	(260.83)
68533100	FICA Cap Credits	UZ	2000000021	8/24/2012	(59.89)
68533100	FICA Cap Credits	UZ	2000000022	8/24/2012	(59.89)
68533100	FICA Cap Credits	UZ	2000000021	8/24/2012	(56.76)
68533100	FICA Cap Credits	UZ	2000000022	8/24/2012	(56.76)
68533100	FICA Cap Credits	UZ	2000000022	8/24/2012	(5.33)

Kentucky American Water Company  
Case No. 2012-00520  
Response to PSC DR1, Item 31

Account	Description	Doc Type	Document Number	Posting Date	Amount
68533100	FICA Cap Credits	UZ	2000000022	8/24/2012	(5.33)
68533100	FICA Cap Credits	UZ	2000000022	8/24/2012	(8.91)
68533100	FICA Cap Credits	UZ	2000000022	8/24/2012	(8.91)
68533100	FICA Cap Credits	UZ	2000000022	8/24/2012	(178.03)
68533100	FICA Cap Credits	UZ	2000000022	8/24/2012	(178.03)
68533100	FICA Cap Credits	UZ	2000000022	8/24/2012	(89.64)
68533100	FICA Cap Credits	UZ	2000000022	8/24/2012	(89.64)
68533100	FICA Cap Credits	UZ	2000000022	8/24/2012	(174.56)
68533100	FICA Cap Credits	UZ	2000000022	8/24/2012	(174.56)
68533100	FICA Cap Credits	UZ	2000000021	8/24/2012	(59.90)
68533100	FICA Cap Credits	UZ	2000000022	8/24/2012	(59.90)
68533100	FICA Cap Credits	UZ	2000000022	8/24/2012	(28.76)
68533100	FICA Cap Credits	UZ	2000000022	8/24/2012	(28.76)
68533100	FICA Cap Credits	UZ	2000000021	8/24/2012	(80.34)
68533100	FICA Cap Credits	UZ	2000000022	8/24/2012	(80.34)
68533100	FICA Cap Credits	UZ	2000000022	8/24/2012	(203.36)
68533100	FICA Cap Credits	UZ	2000000022	8/24/2012	(203.36)
68533100	FICA Cap Credits	UZ	2000000021	8/24/2012	(67.96)
68533100	FICA Cap Credits	UZ	2000000022	8/24/2012	(67.96)
68533100	FICA Cap Credits	UZ	2000000021	8/24/2012	(18.04)
68533100	FICA Cap Credits	UZ	2000000022	8/24/2012	(18.04)
68533100	FICA Cap Credits	UZ	2000000022	8/24/2012	(67.29)
68533100	FICA Cap Credits	UZ	2000000022	8/24/2012	(67.29)
68533100	FICA Cap Credits	UZ	2000000021	8/24/2012	(13.68)
68533100	FICA Cap Credits	UZ	2000000022	8/24/2012	(13.68)
68533100	FICA Cap Credits	UZ	2000000021	8/24/2012	(34.66)
68533100	FICA Cap Credits	UZ	2000000022	8/24/2012	(34.66)
68533100	FICA Cap Credits	UZ	2000000022	8/24/2012	(11.40)
68533100	FICA Cap Credits	UZ	2000000022	8/24/2012	(11.40)
68533100	FICA Cap Credits	UZ	2000000022	8/24/2012	(20.92)
68533100	FICA Cap Credits	UZ	2000000022	8/24/2012	(20.92)
68533100	FICA Cap Credits	UZ	2000000021	8/24/2012	(2.99)
68533100	FICA Cap Credits	UZ	2000000022	8/24/2012	(2.99)
68533100	FICA Cap Credits	UZ	2000000022	8/24/2012	(69.90)
68533100	FICA Cap Credits	UZ	2000000022	8/24/2012	(69.90)
68535000	SUTA	PA	7000000029	8/24/2012	52.33
68535000	SUTA	PA	7000000029	8/24/2012	46.70
68535000	SUTA	PA	7000000029	8/24/2012	35.66
71521000	M&J Expenses	SA	100000834	8/24/2012	422.44
71521000	M&J Expenses	SA	100000834	8/24/2012	(422.44)
88107000	CAP Move-CWIP	UZ	2000000024	8/24/2012	638.29
88107000	CAP Move-CWIP	UZ	2000000024	8/24/2012	452.64
88107000	CAP Move-CWIP	UZ	2000000023	8/24/2012	219.60
88107000	CAP Move-CWIP	UZ	2000000023	8/24/2012	5.50
88107000	CAP Move-CWIP	UZ	2000000023	8/24/2012	18.20
88107000	CAP Move-CWIP	UZ	2000000023	8/24/2012	219.60
88107000	CAP Move-CWIP	UZ	2000000023	8/24/2012	18.20
88107000	CAP Move-CWIP	UZ	2000000024	8/24/2012	1,675.10
88107000	CAP Move-CWIP	UZ	2000000024	8/24/2012	5.50
88107000	CAP Move-CWIP	UZ	2000000024	8/24/2012	39.71
88107000	CAP Move-CWIP	UZ	2000000024	8/24/2012	39.71
88107000	CAP Move-CWIP	UZ	2000000024	8/24/2012	(3,285.21)
88107000	CAP Move-CWIP	UZ	2000000023	8/24/2012	6,808.38
88107000	CAP Move-CWIP	UZ	2000000023	8/24/2012	357.66
88107000	CAP Move-CWIP	UZ	2000000023	8/24/2012	1,976.40
88107000	CAP Move-CWIP	UZ	2000000023	8/24/2012	1,976.40
88107000	CAP Move-CWIP	UZ	2000000024	8/24/2012	49.41
88107000	CAP Move-CWIP	UZ	2000000024	8/24/2012	163.62
88107000	CAP Move-CWIP	UZ	2000000024	8/24/2012	49.41
88107000	CAP Move-CWIP	UZ	2000000024	8/24/2012	357.66
88107000	CAP Move-CWIP	UZ	2000000024	8/24/2012	163.62
88107000	CAP Move-CWIP	UZ	2000000024	8/24/2012	(3,201.36)
88107000	CAP Move-CWIP	UZ	2000000024	8/24/2012	(4,877.92)
88107000	CAP Move-CWIP	UZ	2000000024	8/24/2012	(26,114.68)
88107000	CAP Move-CWIP	UZ	2000000023	8/24/2012	(1,549.23)
88107000	CAP Move-CWIP	UZ	2000000023	8/24/2012	538.56
88107000	CAP Move-CWIP	UZ	2000000024	8/24/2012	538.56
88107000	CAP Move-CWIP	UZ	2000000024	8/24/2012	1.72
88107000	CAP Move-CWIP	UZ	2000000024	8/24/2012	39.13
88107000	CAP Move-CWIP	UZ	2000000024	8/24/2012	(1.95)
88107000	CAP Move-CWIP	UZ	2000000024	8/24/2012	139.79
88107000	CAP Move-CWIP	UZ	2000000024	8/24/2012	139.79
88107000	CAP Move-CWIP	UZ	2000000024	8/24/2012	1.72
88107000	CAP Move-CWIP	UZ	2000000024	8/24/2012	39.13
88107000	CAP Move-CWIP	UZ	2000000023	8/24/2012	1.73
88107000	CAP Move-CWIP	UZ	2000000023	8/24/2012	39.14
88107000	CAP Move-CWIP	UZ	2000000023	8/24/2012	538.56

Kentucky American Water Company  
Case No. 2012-00520  
Response to PSC DR1, Item 31

Account	Description	Doc Type	Document Number	Posting Date	Amount
88107000	CAP Move-CWIP	UZ	2000000023	8/24/2012	39.14
88107000	CAP Move-CWIP	UZ	2000000024	8/24/2012	139.79
88107000	CAP Move-CWIP	UZ	2000000024	8/24/2012	538.56
88107000	CAP Move-CWIP	UZ	2000000024	8/24/2012	1.73
88107000	CAP Move-CWIP	UZ	2000000024	8/24/2012	(10,148.71)
88107000	CAP Move-CWIP	UZ	2000000024	8/24/2012	139.79
88107000	CAP Move-CWIP	UZ	2000000023	8/24/2012	(11,434.23)
88107000	CAP Move-CWIP	UZ	2000000024	8/24/2012	494.84
88107000	CAP Move-CWIP	UZ	2000000024	8/24/2012	167.28
88107000	CAP Move-CWIP	UZ	2000000023	8/24/2012	3.64
88107000	CAP Move-CWIP	UZ	2000000023	8/24/2012	5.18
88107000	CAP Move-CWIP	UZ	2000000023	8/24/2012	(7,654.18)
88107000	CAP Move-CWIP	UZ	2000000024	8/24/2012	69.22
88107000	CAP Move-CWIP	UZ	2000000024	8/24/2012	69.22
88107000	CAP Move-CWIP	UZ	2000000024	8/24/2012	2.77
88107000	CAP Move-CWIP	UZ	2000000024	8/24/2012	7.17
88107000	CAP Move-CWIP	UZ	2000000024	8/24/2012	2.77
88107000	CAP Move-CWIP	UZ	2000000024	8/24/2012	5.18
88107000	CAP Move-CWIP	UZ	2000000024	8/24/2012	7.17
88107000	CAP Move-CWIP	UZ	2000000024	8/24/2012	3.64
88107000	CAP Move-CWIP	UZ	2000000023	8/24/2012	80.75
88107000	CAP Move-CWIP	UZ	2000000023	8/24/2012	0.86
88107000	CAP Move-CWIP	UZ	2000000024	8/24/2012	366.32
88107000	CAP Move-CWIP	UZ	2000000024	8/24/2012	26.85
88107000	CAP Move-CWIP	UZ	2000000024	8/24/2012	(5.62)
88107000	CAP Move-CWIP	UZ	2000000024	8/24/2012	80.75
88107000	CAP Move-CWIP	UZ	2000000024	8/24/2012	26.85
88107000	CAP Move-CWIP	UZ	2000000024	8/24/2012	366.32
88107000	CAP Move-CWIP	UZ	2000000024	8/24/2012	0.86
88107000	CAP Move-CWIP	UZ	2000000023	8/24/2012	1,094.97
88107000	CAP Move-CWIP	UZ	2000000023	8/24/2012	(2,272.23)
88107000	CAP Move-CWIP	UZ	2000000024	8/24/2012	4,811.44
88107000	CAP Move-CWIP	UZ	2000000023	8/24/2012	(1,847.82)
88107000	CAP Move-CWIP	UZ	2000000024	8/24/2012	(42,313.96)
88107000	CAP Move-CWIP	UZ	2000000023	8/24/2012	76.48
88107000	CAP Move-CWIP	UZ	2000000023	8/24/2012	76.48
88107000	CAP Move-CWIP	UZ	2000000024	8/24/2012	2.60
88107000	CAP Move-CWIP	UZ	2000000024	8/24/2012	17.52
88107000	CAP Move-CWIP	UZ	2000000024	8/24/2012	333.73
88107000	CAP Move-CWIP	UZ	2000000024	8/24/2012	25.63
88107000	CAP Move-CWIP	UZ	2000000024	8/24/2012	17.52
88107000	CAP Move-CWIP	UZ	2000000024	8/24/2012	247.20
88107000	CAP Move-CWIP	UZ	2000000024	8/24/2012	86.53
88107000	CAP Move-CWIP	UZ	2000000024	8/24/2012	25.63
88107000	CAP Move-CWIP	UZ	2000000024	8/24/2012	2.60
88107000	CAP Move-CWIP	UZ	2000000023	8/24/2012	518.40
88107000	CAP Move-CWIP	UZ	2000000023	8/24/2012	12.96
88107000	CAP Move-CWIP	UZ	2000000024	8/24/2012	38.05
88107000	CAP Move-CWIP	UZ	2000000024	8/24/2012	518.40
88107000	CAP Move-CWIP	UZ	2000000024	8/24/2012	12.96
88107000	CAP Move-CWIP	UZ	2000000024	8/24/2012	116.78
88107000	CAP Move-CWIP	UZ	2000000024	8/24/2012	116.78
88107000	CAP Move-CWIP	UZ	2000000024	8/24/2012	38.05
88107000	CAP Move-CWIP	UZ	2000000023	8/24/2012	148,853.43
88107000	CAP Move-CWIP	UZ	2000000023	8/24/2012	(307,764.28)
88107000	CAP Move-CWIP	UZ	2000000024	8/24/2012	1,104.32
88107000	CAP Move-CWIP	UZ	2000000024	8/24/2012	734.70
88107000	CAP Move-CWIP	UZ	2000000024	8/24/2012	(342,259.84)
88107000	CAP Move-CWIP	UZ	2000000023	8/24/2012	(49,019.39)
88107000	CAP Move-CWIP	UZ	2000000023	8/24/2012	9.84
88107000	CAP Move-CWIP	UZ	2000000023	8/24/2012	187.50
88107000	CAP Move-CWIP	UZ	2000000023	8/24/2012	44.59
88107000	CAP Move-CWIP	UZ	2000000023	8/24/2012	(13,325.02)
88107000	CAP Move-CWIP	UZ	2000000024	8/24/2012	187.50
88107000	CAP Move-CWIP	UZ	2000000024	8/24/2012	44.59
88107000	CAP Move-CWIP	UZ	2000000024	8/24/2012	13.68
88107000	CAP Move-CWIP	UZ	2000000024	8/24/2012	13.68
88107000	CAP Move-CWIP	UZ	2000000024	8/24/2012	9.84
88107000	CAP Move-CWIP	UZ	2000000024	8/24/2012	7.50
88107000	CAP Move-CWIP	UZ	2000000024	8/24/2012	7.50
88107000	CAP Move-CWIP	UZ	2000000024	8/24/2012	(0.05)
88107000	CAP Move-CWIP	UZ	2000000024	8/24/2012	(0.16)
88107000	CAP Move-CWIP	UZ	2000000024	8/24/2012	(1,225.25)
88107000	CAP Move-CWIP	UZ	2000000024	8/24/2012	(1,225.25)
88107000	CAP Move-CWIP	UZ	2000000024	8/24/2012	(1,225.25)
88107000	CAP Move-CWIP	UZ	2000000023	8/24/2012	159.88
88107000	CAP Move-CWIP	UZ	2000000023	8/24/2012	1,600.43

Kentucky American Water Company  
Case No. 2012-00520  
Response to PSC DR1, Item 31

Account	Description	Doc Type	Document Number	Posting Date	Amount
88107000	CAP Move-CWIP	UZ	200000023	8/24/2012	569.94
88107000	CAP Move-CWIP	UZ	200000023	8/24/2012	569.94
88107000	CAP Move-CWIP	UZ	200000024	8/24/2012	306.33
88107000	CAP Move-CWIP	UZ	200000024	8/24/2012	44.18
88107000	CAP Move-CWIP	UZ	200000024	8/24/2012	1,600.43
88107000	CAP Move-CWIP	UZ	200000024	8/24/2012	288.89
88107000	CAP Move-CWIP	UZ	200000024	8/24/2012	80.52
88107000	CAP Move-CWIP	UZ	200000024	8/24/2012	288.89
88107000	CAP Move-CWIP	UZ	200000024	8/24/2012	159.88
88107000	CAP Move-CWIP	UZ	200000024	8/24/2012	(10,205.80)
88107000	CAP Move-CWIP	UZ	200000024	8/24/2012	7,741.37
88107000	CAP Move-CWIP	UZ	200000024	8/24/2012	7,171.84
88107000	CAP Move-CWIP	UZ	200000024	8/24/2012	263.21
88107000	CAP Move-CWIP	UZ	200000024	8/24/2012	(10,205.80)
88107000	CAP Move-CWIP	UZ	200000024	8/24/2012	(10,205.80)
88107000	CAP Move-CWIP	UZ	200000023	8/24/2012	(10,205.80)
88107000	CAP Move-CWIP	UZ	200000023	8/24/2012	953.01
88107000	CAP Move-CWIP	UZ	200000024	8/24/2012	66.41
88107000	CAP Move-CWIP	UZ	200000024	8/24/2012	66.41
88107000	CAP Move-CWIP	UZ	200000024	8/24/2012	50.01
88107000	CAP Move-CWIP	UZ	200000024	8/24/2012	38.09
88107000	CAP Move-CWIP	UZ	200000024	8/24/2012	953.01
88107000	CAP Move-CWIP	UZ	200000024	8/24/2012	78.90
88107000	CAP Move-CWIP	UZ	200000024	8/24/2012	50.01
88107000	CAP Move-CWIP	UZ	200000024	8/24/2012	38.09
88107000	CAP Move-CWIP	UZ	200000024	8/24/2012	78.90
88107000	CAP Move-CWIP	UZ	200000023	8/24/2012	33.22
88107000	CAP Move-CWIP	UZ	200000023	8/24/2012	476.51
88107000	CAP Move-CWIP	UZ	200000023	8/24/2012	19.07
88107000	CAP Move-CWIP	UZ	200000023	8/24/2012	476.51
88107000	CAP Move-CWIP	UZ	200000024	8/24/2012	25.02
88107000	CAP Move-CWIP	UZ	200000024	8/24/2012	39.45
88107000	CAP Move-CWIP	UZ	200000024	8/24/2012	(10,205.80)
88107000	CAP Move-CWIP	UZ	200000024	8/24/2012	25.02
88107000	CAP Move-CWIP	UZ	200000024	8/24/2012	19.07
88107000	CAP Move-CWIP	UZ	200000024	8/24/2012	39.45
88107000	CAP Move-CWIP	UZ	200000024	8/24/2012	33.22
88107000	CAP Move-CWIP	UZ	200000023	8/24/2012	33.22
88107000	CAP Move-CWIP	UZ	200000023	8/24/2012	25.02
88107000	CAP Move-CWIP	UZ	200000023	8/24/2012	39.45
88107000	CAP Move-CWIP	UZ	200000023	8/24/2012	33.22
88107000	CAP Move-CWIP	UZ	200000024	8/24/2012	19.07
88107000	CAP Move-CWIP	UZ	200000024	8/24/2012	(10,205.80)
88107000	CAP Move-CWIP	UZ	200000024	8/24/2012	476.51
88107000	CAP Move-CWIP	UZ	200000024	8/24/2012	39.45
88107000	CAP Move-CWIP	UZ	200000024	8/24/2012	19.07
88107000	CAP Move-CWIP	UZ	200000024	8/24/2012	25.02
88107000	CAP Move-CWIP	UZ	200000024	8/24/2012	476.51
88107000	CAP Move-CWIP	UZ	200000023	8/24/2012	64.31
88107000	CAP Move-CWIP	UZ	200000023	8/24/2012	447.66
88107000	CAP Move-CWIP	UZ	200000023	8/24/2012	773.49
88107000	CAP Move-CWIP	UZ	200000023	8/24/2012	260.83
88107000	CAP Move-CWIP	UZ	200000023	8/24/2012	30.10
88107000	CAP Move-CWIP	UZ	200000023	8/24/2012	3,513.75
88107000	CAP Move-CWIP	UZ	200000024	8/24/2012	155.67
88107000	CAP Move-CWIP	UZ	200000024	8/24/2012	64.31
88107000	CAP Move-CWIP	UZ	200000024	8/24/2012	(27.84)
88107000	CAP Move-CWIP	UZ	200000024	8/24/2012	260.83
88107000	CAP Move-CWIP	UZ	200000024	8/24/2012	652.88
88107000	CAP Move-CWIP	UZ	200000024	8/24/2012	155.67
88107000	CAP Move-CWIP	UZ	200000024	8/24/2012	652.88
88107000	CAP Move-CWIP	UZ	200000024	8/24/2012	2,292.60
88107000	CAP Move-CWIP	UZ	200000023	8/24/2012	59.89
88107000	CAP Move-CWIP	UZ	200000023	8/24/2012	139.32
88107000	CAP Move-CWIP	UZ	200000024	8/24/2012	811.39
88107000	CAP Move-CWIP	UZ	200000024	8/24/2012	11.07
88107000	CAP Move-CWIP	UZ	200000024	8/24/2012	11.07
88107000	CAP Move-CWIP	UZ	200000024	8/24/2012	139.32
88107000	CAP Move-CWIP	UZ	200000024	8/24/2012	42.36
88107000	CAP Move-CWIP	UZ	200000024	8/24/2012	42.36
88107000	CAP Move-CWIP	UZ	200000024	8/24/2012	(5.04)
88107000	CAP Move-CWIP	UZ	200000024	8/24/2012	811.39
88107000	CAP Move-CWIP	UZ	200000024	8/24/2012	59.89
88107000	CAP Move-CWIP	UZ	200000024	8/24/2012	(0.02)
88107000	CAP Move-CWIP	UZ	200000023	8/24/2012	(0.02)
88107000	CAP Move-CWIP	UZ	200000023	8/24/2012	(0.02)



Kentucky American Water Company  
Case No. 2012-00520  
Response to PSC DR1, Item 31

Account	Description	Doc Type	Document Number	Posting Date	Amount
88107000	CAP Move-CWIP	UZ	2000000023	8/24/2012	(0.02)
88107000	CAP Move-CWIP	UZ	2000000024	8/24/2012	(0.02)
88107000	CAP Move-CWIP	UZ	2000000024	8/24/2012	(0.02)
88107000	CAP Move-CWIP	UZ	2000000023	8/24/2012	(0.02)
88107000	CAP Move-CWIP	UZ	2000000024	8/24/2012	(0.02)
88107000	CAP Move-CWIP	UZ	2000000024	8/24/2012	(0.02)
88107000	CAP Move-CWIP	UZ	2000000024	8/24/2012	(0.02)
88107000	CAP Move-CWIP	UZ	2000000024	8/24/2012	(0.02)
88107000	CAP Move-CWIP	UZ	2000000023	8/24/2012	(0.02)
88107000	CAP Move-CWIP	UZ	2000000024	8/24/2012	(0.02)
88107000	CAP Move-CWIP	UZ	2000000023	8/24/2012	99.16
88107000	CAP Move-CWIP	UZ	2000000023	8/24/2012	(0.64)
88107000	CAP Move-CWIP	UZ	2000000024	8/24/2012	24.22
88107000	CAP Move-CWIP	UZ	2000000024	8/24/2012	19.95
88107000	CAP Move-CWIP	UZ	2000000024	8/24/2012	520.43
88107000	CAP Move-CWIP	UZ	2000000024	8/24/2012	99.16
88107000	CAP Move-CWIP	UZ	2000000024	8/24/2012	520.43
88107000	CAP Move-CWIP	UZ	2000000024	8/24/2012	39.16
88107000	CAP Move-CWIP	UZ	2000000024	8/24/2012	39.16
88107000	CAP Move-CWIP	UZ	2000000024	8/24/2012	19.95
88107000	CAP Move-CWIP	UZ	2000000024	8/24/2012	24.22
88107000	CAP Move-CWIP	UZ	2000000023	8/24/2012	3.68
88107000	CAP Move-CWIP	UZ	2000000023	8/24/2012	3.68
88107000	CAP Move-CWIP	UZ	2000000023	8/24/2012	1.25
88107000	CAP Move-CWIP	UZ	2000000023	8/24/2012	9.78
88107000	CAP Move-CWIP	UZ	2000000023	8/24/2012	(0.02)
88107000	CAP Move-CWIP	UZ	2000000024	8/24/2012	50.04
88107000	CAP Move-CWIP	UZ	2000000024	8/24/2012	50.04
88107000	CAP Move-CWIP	UZ	2000000024	8/24/2012	1.25
88107000	CAP Move-CWIP	UZ	2000000024	8/24/2012	9.78
88107000	CAP Move-CWIP	UZ	2000000023	8/24/2012	(0.09)
88107000	CAP Move-CWIP	UZ	2000000023	8/24/2012	0.74
88107000	CAP Move-CWIP	UZ	2000000023	8/24/2012	8.91
88107000	CAP Move-CWIP	UZ	2000000023	8/24/2012	19.75
88107000	CAP Move-CWIP	UZ	2000000023	8/24/2012	150.76
88107000	CAP Move-CWIP	UZ	2000000023	8/24/2012	116.87
88107000	CAP Move-CWIP	UZ	2000000024	8/24/2012	19.75
88107000	CAP Move-CWIP	UZ	2000000024	8/24/2012	18.41
88107000	CAP Move-CWIP	UZ	2000000024	8/24/2012	98.46
88107000	CAP Move-CWIP	UZ	2000000024	8/24/2012	0.74
88107000	CAP Move-CWIP	UZ	2000000024	8/24/2012	6.05
88107000	CAP Move-CWIP	UZ	2000000024	8/24/2012	6.05
88107000	CAP Move-CWIP	UZ	2000000024	8/24/2012	8.91
88107000	CAP Move-CWIP	UZ	2000000024	8/24/2012	(85,585.28)
88107000	CAP Move-CWIP	UZ	2000000024	8/24/2012	(36,679.38)
88107000	CAP Move-CWIP	UZ	2000000023	8/24/2012	(67,461.31)
88107000	CAP Move-CWIP	UZ	2000000023	8/24/2012	540.08
88107000	CAP Move-CWIP	UZ	2000000023	8/24/2012	2,099.70
88107000	CAP Move-CWIP	UZ	2000000023	8/24/2012	52.94
88107000	CAP Move-CWIP	UZ	2000000024	8/24/2012	2,099.70
88107000	CAP Move-CWIP	UZ	2000000024	8/24/2012	540.08
88107000	CAP Move-CWIP	UZ	2000000024	8/24/2012	40.37
88107000	CAP Move-CWIP	UZ	2000000024	8/24/2012	178.03
88107000	CAP Move-CWIP	UZ	2000000024	8/24/2012	178.03
88107000	CAP Move-CWIP	UZ	2000000024	8/24/2012	40.37
88107000	CAP Move-CWIP	UZ	2000000024	8/24/2012	52.94
88107000	CAP Move-CWIP	UZ	2000000023	8/24/2012	622.98
88107000	CAP Move-CWIP	UZ	2000000023	8/24/2012	61.85
88107000	CAP Move-CWIP	UZ	2000000023	8/24/2012	42.68
88107000	CAP Move-CWIP	UZ	2000000024	8/24/2012	191.38
88107000	CAP Move-CWIP	UZ	2000000024	8/24/2012	42.68
88107000	CAP Move-CWIP	UZ	2000000024	8/24/2012	61.85
88107000	CAP Move-CWIP	UZ	2000000024	8/24/2012	159.26
88107000	CAP Move-CWIP	UZ	2000000024	8/24/2012	12.57
88107000	CAP Move-CWIP	UZ	2000000024	8/24/2012	159.26
88107000	CAP Move-CWIP	UZ	2000000024	8/24/2012	814.36
88107000	CAP Move-CWIP	UZ	2000000024	8/24/2012	12.57
88107000	CAP Move-CWIP	UZ	2000000023	8/24/2012	(10.24)
88107000	CAP Move-CWIP	UZ	2000000023	8/24/2012	(5.36)
88107000	CAP Move-CWIP	UZ	2000000023	8/24/2012	37.62
88107000	CAP Move-CWIP	UZ	2000000023	8/24/2012	5.87
88107000	CAP Move-CWIP	UZ	2000000023	8/24/2012	1,515.18
88107000	CAP Move-CWIP	UZ	2000000023	8/24/2012	37.62
88107000	CAP Move-CWIP	UZ	2000000024	8/24/2012	270.99
88107000	CAP Move-CWIP	UZ	2000000024	8/24/2012	270.99
88107000	CAP Move-CWIP	UZ	2000000024	8/24/2012	120.45
88107000	CAP Move-CWIP	UZ	2000000024	8/24/2012	120.45

Kentucky American Water Company  
Case No. 2012-00520  
Response to PSC DR1, Item 31

Account	Description	Doc Type	Document Number	Posting Date	Amount
88107000	CAP Move-CWIP	UZ	2000000024	8/24/2012	(982.43)
88107000	CAP Move-CWIP	UZ	2000000024	8/24/2012	1,515.18
88107000	CAP Move-CWIP	UZ	2000000024	8/24/2012	5.87
88107000	CAP Move-CWIP	UZ	2000000024	8/24/2012	(25.37)
88107000	CAP Move-CWIP	UZ	2000000024	8/24/2012	(126.05)
88107000	CAP Move-CWIP	UZ	2000000024	8/24/2012	(55.08)
88107000	CAP Move-CWIP	UZ	2000000024	8/24/2012	(154.71)
88107000	CAP Move-CWIP	UZ	2000000023	8/24/2012	(22,359.81)
88107000	CAP Move-CWIP	UZ	2000000023	8/24/2012	59.90
88107000	CAP Move-CWIP	UZ	2000000024	8/24/2012	695.42
88107000	CAP Move-CWIP	UZ	2000000024	8/24/2012	695.42
88107000	CAP Move-CWIP	UZ	2000000024	8/24/2012	59.90
88107000	CAP Move-CWIP	UZ	2000000024	8/24/2012	67.54
88107000	CAP Move-CWIP	UZ	2000000024	8/24/2012	67.54
88107000	CAP Move-CWIP	UZ	2000000024	8/24/2012	(235.76)
88107000	CAP Move-CWIP	UZ	2000000024	8/24/2012	(8,005.42)
88107000	CAP Move-CWIP	UZ	2000000024	8/24/2012	(788.72)
88107000	CAP Move-CWIP	UZ	2000000024	8/24/2012	(2,576.73)
88107000	CAP Move-CWIP	UZ	2000000024	8/24/2012	(1,621.71)
88107000	CAP Move-CWIP	UZ	2000000023	8/24/2012	(146,511.53)
88107000	CAP Move-CWIP	UZ	2000000023	8/24/2012	54.24
88107000	CAP Move-CWIP	UZ	2000000024	8/24/2012	54.24
88107000	CAP Move-CWIP	UZ	2000000024	8/24/2012	337.20
88107000	CAP Move-CWIP	UZ	2000000024	8/24/2012	7.73
88107000	CAP Move-CWIP	UZ	2000000024	8/24/2012	3.18
88107000	CAP Move-CWIP	UZ	2000000024	8/24/2012	25.02
88107000	CAP Move-CWIP	UZ	2000000024	8/24/2012	25.02
88107000	CAP Move-CWIP	UZ	2000000024	8/24/2012	3.18
88107000	CAP Move-CWIP	UZ	2000000024	8/24/2012	337.20
88107000	CAP Move-CWIP	UZ	2000000024	8/24/2012	7.73
88107000	CAP Move-CWIP	UZ	2000000024	8/24/2012	(2,869.01)
88107000	CAP Move-CWIP	UZ	2000000024	8/24/2012	(10,071.29)
88107000	CAP Move-CWIP	UZ	2000000023	8/24/2012	69.90
88107000	CAP Move-CWIP	UZ	2000000023	8/24/2012	50.59
88107000	CAP Move-CWIP	UZ	2000000024	8/24/2012	247.72
88107000	CAP Move-CWIP	UZ	2000000024	8/24/2012	162.50
88107000	CAP Move-CWIP	UZ	2000000024	8/24/2012	963.69
88107000	CAP Move-CWIP	UZ	2000000024	8/24/2012	69.90
88107000	CAP Move-CWIP	UZ	2000000024	8/24/2012	32.31
88107000	CAP Move-CWIP	UZ	2000000024	8/24/2012	50.59
88107000	CAP Move-CWIP	UZ	2000000024	8/24/2012	32.31
88107000	CAP Move-CWIP	UZ	2000000024	8/24/2012	247.72
88107000	CAP Move-CWIP	UZ	2000000024	8/24/2012	801.19
88107000	CAP Move-CWIP	UZ	2000000024	8/24/2012	(85,764.99)
88107000	CAP Move-CWIP	UZ	2000000024	8/24/2012	(107,978.62)
88107000	CAP Move-CWIP	UZ	2000000023	8/24/2012	2,413.41
88107000	CAP Move-CWIP	UZ	2000000023	8/24/2012	11.26
88107000	CAP Move-CWIP	UZ	2000000023	8/24/2012	11.26
88107000	CAP Move-CWIP	UZ	2000000023	8/24/2012	2,239.90
88107000	CAP Move-CWIP	UZ	2000000023	8/24/2012	602.23
88107000	CAP Move-CWIP	UZ	2000000024	8/24/2012	173.50
88107000	CAP Move-CWIP	UZ	2000000024	8/24/2012	176.92
88107000	CAP Move-CWIP	UZ	2000000024	8/24/2012	11.04
88107000	CAP Move-CWIP	UZ	2000000024	8/24/2012	176.92
88107000	CAP Move-CWIP	UZ	2000000024	8/24/2012	11.04
88107000	CAP Move-CWIP	UZ	2000000024	8/24/2012	602.23
88107000	CAP Move-CWIP	UZ	2000000023	8/24/2012	59.13
88107000	CAP Move-CWIP	UZ	2000000023	8/24/2012	181.00
88107000	CAP Move-CWIP	UZ	2000000023	8/24/2012	8.93
88107000	CAP Move-CWIP	UZ	2000000023	8/24/2012	473.19
88107000	CAP Move-CWIP	UZ	2000000024	8/24/2012	809.64
88107000	CAP Move-CWIP	UZ	2000000024	8/24/2012	13.25
88107000	CAP Move-CWIP	UZ	2000000024	8/24/2012	8.93
88107000	CAP Move-CWIP	UZ	2000000024	8/24/2012	59.13
88107000	CAP Move-CWIP	UZ	2000000024	8/24/2012	13.25
88107000	CAP Move-CWIP	UZ	2000000024	8/24/2012	(805.83)
88107000	CAP Move-CWIP	UZ	2000000024	8/24/2012	336.45
88107000	CAP Move-CWIP	UZ	2000000024	8/24/2012	181.00
88107000	CAP Move-CWIP	UZ	2000000023	8/24/2012	7.33
88107000	CAP Move-CWIP	UZ	2000000023	8/24/2012	11.34
88107000	CAP Move-CWIP	UZ	2000000023	8/24/2012	216.13
88107000	CAP Move-CWIP	UZ	2000000023	8/24/2012	11.34
88107000	CAP Move-CWIP	UZ	2000000024	8/24/2012	15.69
88107000	CAP Move-CWIP	UZ	2000000024	8/24/2012	15.69
88107000	CAP Move-CWIP	UZ	2000000024	8/24/2012	(426.05)
88107000	CAP Move-CWIP	UZ	2000000024	8/24/2012	54.68
88107000	CAP Move-CWIP	UZ	2000000024	8/24/2012	7.33

Kentucky American Water Company  
Case No. 2012-00520  
Response to PSC DR1, Item 31

Account	Description	Doc Type	Document Number	Posting Date	Amount
88107000	CAP Move-CWIP	UZ	2000000024	8/24/2012	54.68
88107000	CAP Move-CWIP	UZ	2000000024	8/24/2012	216.13
88107000	CAP Move-CWIP	UZ	2000000023	8/24/2012	260.27
88107000	CAP Move-CWIP	UZ	2000000023	8/24/2012	67.29
88107000	CAP Move-CWIP	UZ	2000000023	8/24/2012	930.93
88107000	CAP Move-CWIP	UZ	2000000023	8/24/2012	23.25
88107000	CAP Move-CWIP	UZ	2000000023	8/24/2012	23.25
88107000	CAP Move-CWIP	UZ	2000000024	8/24/2012	67.29
88107000	CAP Move-CWIP	UZ	2000000024	8/24/2012	260.27
88107000	CAP Move-CWIP	UZ	2000000024	8/24/2012	930.93
88107000	CAP Move-CWIP	UZ	2000000024	8/24/2012	(8,152.58)
88107000	CAP Move-CWIP	UZ	2000000024	8/24/2012	(8,152.58)
88107000	CAP Move-CWIP	UZ	2000000024	8/24/2012	(8,152.58)
88107000	CAP Move-CWIP	UZ	2000000023	8/24/2012	44.58
88107000	CAP Move-CWIP	UZ	2000000023	8/24/2012	13.68
88107000	CAP Move-CWIP	UZ	2000000023	8/24/2012	44.58
88107000	CAP Move-CWIP	UZ	2000000023	8/24/2012	(118.49)
88107000	CAP Move-CWIP	UZ	2000000023	8/24/2012	7.50
88107000	CAP Move-CWIP	UZ	2000000024	8/24/2012	13.68
88107000	CAP Move-CWIP	UZ	2000000024	8/24/2012	7.50
88107000	CAP Move-CWIP	UZ	2000000024	8/24/2012	9.84
88107000	CAP Move-CWIP	UZ	2000000024	8/24/2012	9.84
88107000	CAP Move-CWIP	UZ	2000000024	8/24/2012	187.50
88107000	CAP Move-CWIP	UZ	2000000024	8/24/2012	187.50
88107000	CAP Move-CWIP	UZ	2000000024	8/24/2012	(2,243.46)
88107000	CAP Move-CWIP	UZ	2000000024	8/24/2012	(719.81)
88107000	CAP Move-CWIP	UZ	2000000023	8/24/2012	444.94
88107000	CAP Move-CWIP	UZ	2000000023	8/24/2012	(20,641.06)
88107000	CAP Move-CWIP	UZ	2000000024	8/24/2012	75.97
88107000	CAP Move-CWIP	UZ	2000000024	8/24/2012	23.36
88107000	CAP Move-CWIP	UZ	2000000024	8/24/2012	34.66
88107000	CAP Move-CWIP	UZ	2000000024	8/24/2012	34.66
88107000	CAP Move-CWIP	UZ	2000000024	8/24/2012	23.36
88107000	CAP Move-CWIP	UZ	2000000024	8/24/2012	444.94
88107000	CAP Move-CWIP	UZ	2000000024	8/24/2012	75.97
88107000	CAP Move-CWIP	UZ	2000000024	8/24/2012	17.80
88107000	CAP Move-CWIP	UZ	2000000024	8/24/2012	17.80
88107000	CAP Move-CWIP	UZ	2000000023	8/24/2012	(52.59)
88107000	CAP Move-CWIP	UZ	2000000023	8/24/2012	6.25
88107000	CAP Move-CWIP	UZ	2000000023	8/24/2012	156.25
88107000	CAP Move-CWIP	UZ	2000000023	8/24/2012	8.20
88107000	CAP Move-CWIP	UZ	2000000023	8/24/2012	37.15
88107000	CAP Move-CWIP	UZ	2000000024	8/24/2012	8.20
88107000	CAP Move-CWIP	UZ	2000000024	8/24/2012	11.40
88107000	CAP Move-CWIP	UZ	2000000024	8/24/2012	6.25
88107000	CAP Move-CWIP	UZ	2000000024	8/24/2012	37.15
88107000	CAP Move-CWIP	UZ	2000000024	8/24/2012	11.40
88107000	CAP Move-CWIP	UZ	2000000024	8/24/2012	156.25
88107000	CAP Move-CWIP	UZ	2000000024	8/24/2012	(19,999.55)
88107000	CAP Move-CWIP	UZ	2000000024	8/24/2012	(19,999.90)
88107000	CAP Move-CWIP	UZ	2000000024	8/24/2012	(29,000.00)
88107000	CAP Move-CWIP	UZ	2000000024	8/24/2012	(2,351.62)
88107000	CAP Move-CWIP	UZ	2000000024	8/24/2012	(2,351.62)
88107000	CAP Move-CWIP	UZ	2000000024	8/24/2012	(2,351.62)
88107000	CAP Move-CWIP	UZ	2000000024	8/24/2012	(28.05)
88107000	CAP Move-CWIP	UZ	2000000024	8/24/2012	(178.12)
88107000	CAP Move-CWIP	UZ	2000000023	8/24/2012	(203.00)
88107000	CAP Move-CWIP	UZ	2000000024	8/24/2012	(203.00)
88107000	CAP Move-CWIP	UZ	2000000024	8/24/2012	(0.15)
88107000	CAP Move-CWIP	UZ	2000000023	8/24/2012	(1,412.77)
88107000	CAP Move-CWIP	UZ	2000000023	8/24/2012	(32,473.22)
88107000	CAP Move-CWIP	UZ	2000000024	8/24/2012	(6,691.44)
88107000	CAP Move-CWIP	UZ	2000000024	8/24/2012	(3,500.00)
88107000	CAP Move-CWIP	UZ	2000000023	8/24/2012	(10,838.00)
88107000	CAP Move-CWIP	UZ	2000000023	8/24/2012	(166,911.30)
88107000	CAP Move-CWIP	UZ	2000000024	8/24/2012	(9,500.07)
88107000	CAP Move-CWIP	UZ	2000000024	8/24/2012	(9,500.07)
88107000	CAP Move-CWIP	UZ	2000000024	8/24/2012	(9,500.07)
88107000	CAP Move-CWIP	UZ	2000000023	8/24/2012	(130.55)
88107000	CAP Move-CWIP	UZ	2000000024	8/24/2012	(130.55)
88107000	CAP Move-CWIP	UZ	2000000024	8/24/2012	(130.55)
88107000	CAP Move-CWIP	UZ	2000000024	8/24/2012	(225.82)
88107000	CAP Move-CWIP	UZ	2000000024	8/24/2012	(225.82)
88107000	CAP Move-CWIP	UZ	2000000023	8/24/2012	(225.82)
88107000	CAP Move-CWIP	UZ	2000000024	8/24/2012	(218.83)
88107000	CAP Move-CWIP	UZ	2000000023	8/24/2012	(218.83)
88107000	CAP Move-CWIP	UZ	2000000024	8/24/2012	(218.83)

Kentucky American Water Company  
Case No. 2012-00520  
Response to PSC DR1, Item 31

Account	Description	Doc Type	Document Number	Posting Date	Amount
88107000	CAP Move-CWIP	UZ	200000023	8/24/2012	3.78
88107000	CAP Move-CWIP	UZ	200000023	8/24/2012	7.35
88107000	CAP Move-CWIP	UZ	200000023	8/24/2012	291.34
88107000	CAP Move-CWIP	UZ	200000023	8/24/2012	(150.49)
88107000	CAP Move-CWIP	UZ	200000023	8/24/2012	20.92
88107000	CAP Move-CWIP	UZ	200000024	8/24/2012	367.08
88107000	CAP Move-CWIP	UZ	200000024	8/24/2012	3.78
88107000	CAP Move-CWIP	UZ	200000024	8/24/2012	90.50
88107000	CAP Move-CWIP	UZ	200000024	8/24/2012	90.50
88107000	CAP Move-CWIP	UZ	200000024	8/24/2012	20.92
88107000	CAP Move-CWIP	UZ	200000024	8/24/2012	7.35
88107000	CAP Move-CWIP	UZ	200000024	8/24/2012	291.34
88107000	CAP Move-CWIP	UZ	200000024	8/24/2012	(1,259.36)
88107000	CAP Move-CWIP	UZ	200000024	8/24/2012	244.27
88107000	CAP Move-CWIP	UZ	200000024	8/24/2012	90.10
88107000	CAP Move-CWIP	UZ	200000024	8/24/2012	(1,699.87)
88107000	CAP Move-CWIP	UZ	200000024	8/24/2012	(1,699.87)
88107000	CAP Move-CWIP	UZ	200000024	8/24/2012	(1,699.87)
88107000	CAP Move-CWIP	UZ	200000023	8/24/2012	41.62
88107000	CAP Move-CWIP	UZ	200000023	8/24/2012	12.94
88107000	CAP Move-CWIP	UZ	200000023	8/24/2012	275.59
88107000	CAP Move-CWIP	UZ	200000023	8/24/2012	12.94
88107000	CAP Move-CWIP	UZ	200000023	8/24/2012	2.99
88107000	CAP Move-CWIP	UZ	200000023	8/24/2012	41.62
88107000	CAP Move-CWIP	UZ	200000023	8/24/2012	(506.03)
88107000	CAP Move-CWIP	UZ	200000023	8/24/2012	1.05
88107000	CAP Move-CWIP	UZ	200000024	8/24/2012	1,458.78
88107000	CAP Move-CWIP	UZ	200000024	8/24/2012	0.54
88107000	CAP Move-CWIP	UZ	200000024	8/24/2012	2.99
88107000	CAP Move-CWIP	UZ	200000024	8/24/2012	0.54
88107000	CAP Move-CWIP	UZ	200000024	8/24/2012	1.05
88107000	CAP Move-CWIP	UZ	200000024	8/24/2012	(407.53)
88107000	CAP Move-CWIP	UZ	200000024	8/24/2012	(407.53)
88107000	CAP Move-CWIP	UZ	200000024	8/24/2012	(407.53)
88107000	CAP Move-CWIP	UZ	200000023	8/24/2012	270.35
88107000	CAP Move-CWIP	UZ	200000023	8/24/2012	967.20
88107000	CAP Move-CWIP	UZ	200000023	8/24/2012	69.90
88107000	CAP Move-CWIP	UZ	200000024	8/24/2012	24.20
88107000	CAP Move-CWIP	UZ	200000024	8/24/2012	24.20
88107000	CAP Move-CWIP	UZ	200000024	8/24/2012	967.20
88107000	CAP Move-CWIP	UZ	200000024	8/24/2012	69.90
88107000	CAP Move-CWIP	UZ	200000024	8/24/2012	270.35
88107000	CAP Move-CWIP	UZ	200000024	8/24/2012	445.50
88107000	CAP Move-CWIP	UZ	200000024	8/24/2012	(1,367.45)
88107000	CAP Move-CWIP	UZ	200000024	8/24/2012	(1,369.75)
88107000	CAP Move-CWIP	UZ	200000024	8/24/2012	(1,367.45)
88107000	CAP Move-CWIP	UZ	200000024	8/24/2012	(389.30)
88107000	CAP Move-CWIP	UZ	200000024	8/24/2012	(389.30)
88107000	CAP Move-CWIP	UZ	200000024	8/24/2012	(389.30)
88107000	CAP Move-CWIP	UZ	200000024	8/24/2012	(7,491.09)
88107000	CAP Move-CWIP	UZ	200000024	8/24/2012	(9,013.23)
88107000	CAP Move-CWIP	UZ	200000023	8/24/2012	(9,144.92)
88107000	CAP Move-CWIP	UZ	200000024	8/24/2012	(21,602.66)
88107000	CAP Move-CWIP	UZ	200000024	8/24/2012	(27,552.63)
88107000	CAP Move-CWIP	UZ	200000023	8/24/2012	(1,803.34)
88107000	CAP Move-CWIP	UZ	200000023	8/24/2012	(2,300.17)
88107000	CAP Move-CWIP	UZ	200000024	8/24/2012	(388.15)
88107000	CAP Move-CWIP	UZ	200000024	8/24/2012	(6,822.89)
88107000	CAP Move-CWIP	UZ	200000024	8/24/2012	(778.03)
88107000	CAP Move-CWIP	UZ	200000024	8/24/2012	(5,442.21)
88107000	CAP Move-CWIP	UZ	200000024	8/24/2012	(236.92)
88107000	CAP Move-CWIP	UZ	200000023	8/24/2012	(182.29)
88107000	CAP Move-CWIP	UZ	200000023	8/24/2012	(336.98)
88107000	CAP Move-CWIP	UZ	200000024	8/24/2012	(5,447.96)
88107000	CAP Move-CWIP	UZ	200000024	8/24/2012	(6,575.62)
88107000	CAP Move-CWIP	UZ	200000024	8/24/2012	(11,041.98)
88107000	CAP Move-CWIP	UZ	200000024	8/24/2012	(309.37)
88107000	CAP Move-CWIP	UZ	200000023	8/24/2012	(164.46)
88107000	CAP Move-CWIP	UZ	200000023	8/24/2012	(346.18)
88107000	CAP Move-CWIP	UZ	200000024	8/24/2012	(14,522.15)
88107000	CAP Move-CWIP	UZ	200000024	8/24/2012	(4,714.78)
88107000	CAP Move-CWIP	UZ	200000023	8/24/2012	(106.38)
88107000	CAP Move-CWIP	UZ	200000024	8/24/2012	(8,146.64)
88107000	CAP Move-CWIP	UZ	200000023	8/24/2012	(106.96)
88107000	CAP Move-CWIP	UZ	200000024	8/24/2012	(126.51)
88107000	CAP Move-CWIP	UZ	200000024	8/24/2012	(2,613.57)
88107000	CAP Move-CWIP	UZ	200000023	8/24/2012	(152.39)

Kentucky American Water Company  
Case No. 2012-00520  
Response to PSC DR1, Item 31

Account	Description	Doc Type	Document Number	Posting Date	Amount
88107000	CAP Move-CWIP	UZ	2000000024	8/24/2012	(168.49)
88107000	CAP Move-CWIP	UZ	2000000024	8/24/2012	(217.94)
88107000	CAP Move-CWIP	UZ	2000000024	8/24/2012	(612.42)
88107000	CAP Move-CWIP	UZ	2000000023	8/24/2012	(5.75)
88107000	CAP Move-CWIP	UZ	2000000024	8/24/2012	(526.74)
88107000	CAP Move-CWIP	UZ	2000000024	8/24/2012	(109.26)
88107000	CAP Move-CWIP	UZ	2000000023	8/24/2012	(60.38)
88107000	CAP Move-CWIP	UZ	2000000024	8/24/2012	(2,104.66)
88107000	CAP Move-CWIP	UZ	2000000024	8/24/2012	(5,758.48)
88107000	CAP Move-CWIP	UZ	2000000024	8/24/2012	(526.74)
88107000	CAP Move-CWIP	UZ	2000000024	8/24/2012	(640.60)
88107000	CAP Move-CWIP	UZ	2000000024	8/24/2012	(46.00)
88107000	CAP Move-CWIP	UZ	2000000023	8/24/2012	(176.54)
88107000	CAP Move-CWIP	UZ	2000000024	8/24/2012	(6,362.86)
88107000	CAP Move-CWIP	UZ	2000000024	8/24/2012	(1.73)
88107000	CAP Move-CWIP	UZ	2000000024	8/24/2012	(30.48)
88107000	CAP Move-CWIP	UZ	2000000024	8/24/2012	(1,440.48)
88107000	CAP Move-CWIP	UZ	2000000024	8/24/2012	(117.31)
88107000	CAP Move-CWIP	UZ	2000000024	8/24/2012	(819.44)
88107000	CAP Move-CWIP	UZ	2000000024	8/24/2012	(897.07)
88107000	CAP Move-CWIP	UZ	2000000024	8/24/2012	(275.45)
88107000	CAP Move-CWIP	UZ	2000000024	8/24/2012	(10,513.52)
88107000	CAP Move-CWIP	UZ	2000000024	8/24/2012	(6,903.40)
88107000	CAP Move-CWIP	UZ	2000000023	8/24/2012	(17,855.67)
88107000	CAP Move-CWIP	UZ	2000000023	8/24/2012	(9,262.80)
88107000	CAP Move-CWIP	UZ	2000000024	8/24/2012	(9,024.73)
88107000	CAP Move-CWIP	UZ	2000000024	8/24/2012	(9,174.82)
88107000	CAP Move-CWIP	UZ	2000000024	8/24/2012	(2,304.77)
88107000	CAP Move-CWIP	UZ	2000000024	8/24/2012	(18,433.02)
88107000	CAP Move-CWIP	UZ	2000000024	8/24/2012	(67,169.67)
88107000	CAP Move-CWIP	UZ	2000000024	8/24/2012	(9,680.28)
88107000	CAP Move-CWIP	UZ	2000000023	8/24/2012	(9,774.01)
88107000	CAP Move-CWIP	UZ	2000000024	8/24/2012	(14,583.68)
88107000	CAP Move-CWIP	UZ	2000000024	8/24/2012	(30,706.74)
88107000	CAP Move-CWIP	UZ	2000000024	8/24/2012	(1,047.73)
88107000	CAP Move-CWIP	UZ	2000000024	8/24/2012	(16,980.46)
88107000	CAP Move-CWIP	UZ	2000000024	8/24/2012	(3.45)
88107000	CAP Move-CWIP	UZ	2000000024	8/24/2012	(8,239.22)
88107000	CAP Move-CWIP	UZ	2000000023	8/24/2012	(3.45)
88107000	CAP Move-CWIP	UZ	2000000024	8/24/2012	(0.58)
88107000	CAP Move-CWIP	UZ	2000000023	8/24/2012	(8,364.01)
88107000	CAP Move-CWIP	UZ	2000000024	8/24/2012	(1.73)
88107000	CAP Move-CWIP	UZ	2000000024	8/24/2012	(143.19)
88107000	CAP Move-CWIP	UZ	2000000024	8/24/2012	(8.63)
88107000	CAP Move-CWIP	UZ	2000000024	8/24/2012	(436.46)
88107000	CAP Move-CWIP	UZ	2000000024	8/24/2012	(10.35)
88107000	CAP Move-CWIP	UZ	2000000024	8/24/2012	(75.33)
88107000	CAP Move-CWIP	UZ	2000000024	8/24/2012	(798.16)
88107000	CAP Move-CWIP	UZ	2000000024	8/24/2012	(798.16)
88107000	CAP Move-CWIP	UZ	2000000024	8/24/2012	(46,108.13)
88107000	CAP Move-CWIP	UZ	2000000023	8/24/2012	(2.88)
88107000	CAP Move-CWIP	UZ	2000000024	8/24/2012	(14,960.33)
88107000	CAP Move-CWIP	UZ	2000000024	8/24/2012	(235.19)
88107000	CAP Move-CWIP	UZ	2000000024	8/24/2012	(235.19)
88107000	CAP Move-CWIP	UZ	2000000024	8/24/2012	(235.19)
88107000	CAP Move-CWIP	UZ	2000000024	8/24/2012	(1.73)
88107000	CAP Move-CWIP	UZ	2000000024	8/24/2012	(266.82)
88107000	CAP Move-CWIP	UZ	2000000024	8/24/2012	(2,085.68)
88107000	CAP Move-CWIP	UZ	2000000023	8/24/2012	(373.20)
88107000	CAP Move-CWIP	UZ	2000000024	8/24/2012	(372.63)
88107000	CAP Move-CWIP	UZ	2000000024	8/24/2012	(418.06)
88107000	CAP Move-CWIP	UZ	2000000024	8/24/2012	(418.06)
88107000	CAP Move-CWIP	UZ	2000000024	8/24/2012	(418.06)
88107000	CAP Move-CWIP	UZ	2000000024	8/24/2012	(418.06)
88107000	CAP Move-CWIP	UZ	2000000024	8/24/2012	(626.80)
88107000	CAP Move-CWIP	UZ	2000000023	8/24/2012	(626.80)
88107000	CAP Move-CWIP	UZ	2000000024	8/24/2012	(199.54)
88107000	CAP Move-CWIP	UZ	2000000024	8/24/2012	(199.54)
88107000	CAP Move-CWIP	UZ	2000000024	8/24/2012	(199.54)
88107000	CAP Move-CWIP	UZ	2000000023	8/24/2012	(299.02)
88107000	CAP Move-CWIP	UZ	2000000024	8/24/2012	(299.02)
88107000	CAP Move-CWIP	UZ	2000000024	8/24/2012	(2,771.71)
88107000	CAP Move-CWIP	UZ	2000000024	8/24/2012	(22,629.11)
88107000	CAP Move-CWIP	UZ	2000000024	8/24/2012	(46,242.69)
88107000	CAP Move-CWIP	UZ	2000000023	8/24/2012	(1,479.59)
88107000	CAP Move-CWIP	UZ	2000000024	8/24/2012	(1,479.59)
88107000	CAP Move-CWIP	UZ	2000000024	8/24/2012	(2,219.67)
88107000	CAP Move-CWIP	UZ	2000000023	8/24/2012	(2,219.67)

Kentucky American Water Company  
Case No. 2012-00520  
Response to PSC DR1, Item 31

Account	Description	Doc Type	Document Number	Posting Date	Amount
88107000	CAP Move-CWIP	UZ	2000000024	8/24/2012	(1,479.59)
88107000	CAP Move-CWIP	UZ	2000000024	8/24/2012	(2.19)
88107000	CAP Move-CWIP	UZ	2000000023	8/24/2012	(141.05)
88107000	CAP Move-CWIP	UZ	2000000023	8/24/2012	(226.03)
88107000	CAP Move-CWIP	UZ	2000000023	8/24/2012	(141.85)
88107000	CAP Move-CWIP	UZ	2000000024	8/24/2012	(3,093.26)
88107000	CAP Move-CWIP	UZ	2000000023	8/24/2012	(2,870.41)
88107000	CAP Move-CWIP	UZ	2000000024	8/24/2012	(4,909.21)
88107000	CAP Move-CWIP	UZ	2000000024	8/24/2012	(393.22)
88107000	CAP Move-CWIP	UZ	2000000024	8/24/2012	(293.25)
88107000	CAP Move-CWIP	UZ	2000000024	8/24/2012	(334.49)
88107000	CAP Move-CWIP	UZ	2000000024	8/24/2012	(694.39)
88107000	CAP Move-CWIP	UZ	2000000024	8/24/2012	(694.39)
88107000	CAP Move-CWIP	UZ	2000000024	8/24/2012	(694.39)
88107000	CAP Move-CWIP	UZ	2000000024	8/24/2012	(1,041.57)
88107000	CAP Move-CWIP	UZ	2000000024	8/24/2012	(1,041.57)
88257100	CAP Move-RWIP	UZ	2000000023	8/24/2012	11.06
88257100	CAP Move-RWIP	UZ	2000000024	8/24/2012	48.61
88257100	CAP Move-RWIP	UZ	2000000023	8/24/2012	2.66
88257100	CAP Move-RWIP	UZ	2000000023	8/24/2012	2.92
88257100	CAP Move-RWIP	UZ	2000000023	8/24/2012	5.76
88257100	CAP Move-RWIP	UZ	2000000023	8/24/2012	1.61
88257100	CAP Move-RWIP	UZ	2000000024	8/24/2012	0.81
88257100	CAP Move-RWIP	UZ	2000000024	8/24/2012	16.17
88257100	CAP Move-RWIP	UZ	2000000024	8/24/2012	5.76
88257100	CAP Move-RWIP	UZ	2000000024	8/24/2012	1.61
88257100	CAP Move-RWIP	UZ	2000000024	8/24/2012	0.45
88257100	CAP Move-RWIP	UZ	2000000024	8/24/2012	78.20
88257100	CAP Move-RWIP	UZ	2000000024	8/24/2012	72.44
88257100	CAP Move-RWIP	UZ	2000000024	8/24/2012	2.92
88257100	CAP Move-RWIP	UZ	2000000024	8/24/2012	3.09
88257100	CAP Move-RWIP	UZ	2000000024	8/24/2012	16.17
88257100	CAP Move-RWIP	UZ	2000000023	8/24/2012	0.67
88257100	CAP Move-RWIP	UZ	2000000024	8/24/2012	0.51
88257100	CAP Move-RWIP	UZ	2000000024	8/24/2012	0.38
88257100	CAP Move-RWIP	UZ	2000000024	8/24/2012	9.63
88257100	CAP Move-RWIP	UZ	2000000024	8/24/2012	0.80
88257100	CAP Move-RWIP	UZ	2000000024	8/24/2012	0.38
88257100	CAP Move-RWIP	UZ	2000000024	8/24/2012	0.80
88257100	CAP Move-RWIP	UZ	2000000024	8/24/2012	9.63
88257100	CAP Move-RWIP	UZ	2000000024	8/24/2012	0.51
88257100	CAP Move-RWIP	UZ	2000000024	8/24/2012	0.67
88257100	CAP Move-RWIP	UZ	2000000023	8/24/2012	0.25
88257100	CAP Move-RWIP	UZ	2000000023	8/24/2012	0.25
88257100	CAP Move-RWIP	UZ	2000000024	8/24/2012	0.40
88257100	CAP Move-RWIP	UZ	2000000024	8/24/2012	0.40
88257100	CAP Move-RWIP	UZ	2000000024	8/24/2012	4.81
88257100	CAP Move-RWIP	UZ	2000000024	8/24/2012	0.34
88257100	CAP Move-RWIP	UZ	2000000024	8/24/2012	0.34
88257100	CAP Move-RWIP	UZ	2000000024	8/24/2012	0.19
88257100	CAP Move-RWIP	UZ	2000000024	8/24/2012	0.19
88257100	CAP Move-RWIP	UZ	2000000024	8/24/2012	4.81
88257100	CAP Move-RWIP	UZ	2000000023	8/24/2012	0.40
88257100	CAP Move-RWIP	UZ	2000000023	8/24/2012	4.81
88257100	CAP Move-RWIP	UZ	2000000023	8/24/2012	0.40
88257100	CAP Move-RWIP	UZ	2000000024	8/24/2012	4.81
88257100	CAP Move-RWIP	UZ	2000000024	8/24/2012	0.25
88257100	CAP Move-RWIP	UZ	2000000024	8/24/2012	0.34
88257100	CAP Move-RWIP	UZ	2000000024	8/24/2012	0.34
88257100	CAP Move-RWIP	UZ	2000000024	8/24/2012	0.19
88257100	CAP Move-RWIP	UZ	2000000024	8/24/2012	0.25
88257100	CAP Move-RWIP	UZ	2000000024	8/24/2012	0.19
88257100	CAP Move-RWIP	UZ	2000000023	8/24/2012	10.88
88257100	CAP Move-RWIP	UZ	2000000023	8/24/2012	8.97
88257100	CAP Move-RWIP	UZ	2000000024	8/24/2012	17.60
88257100	CAP Move-RWIP	UZ	2000000024	8/24/2012	10.88
88257100	CAP Move-RWIP	UZ	2000000024	8/24/2012	44.55
88257100	CAP Move-RWIP	UZ	2000000024	8/24/2012	17.60
88257100	CAP Move-RWIP	UZ	2000000024	8/24/2012	44.55
88257100	CAP Move-RWIP	UZ	2000000024	8/24/2012	233.81
88257100	CAP Move-RWIP	UZ	2000000024	8/24/2012	233.81
88257100	CAP Move-RWIP	UZ	2000000024	8/24/2012	8.97
88257100	CAP Move-RWIP	UZ	2000000023	8/24/2012	22.48
88257100	CAP Move-RWIP	UZ	2000000023	8/24/2012	22.48
88257100	CAP Move-RWIP	UZ	2000000023	8/24/2012	4.39
88257100	CAP Move-RWIP	UZ	2000000024	8/24/2012	0.56
88257100	CAP Move-RWIP	UZ	2000000024	8/24/2012	0.56

Kentucky American Water Company  
Case No. 2012-00520  
Response to PSC DR1, Item 31

Account	Description	Doc Type	Document Number	Posting Date	Amount
88257100	CAP Move-RWIP	UZ	2000000024	8/24/2012	4.39
88257100	CAP Move-RWIP	UZ	2000000024	8/24/2012	1.65
88257100	CAP Move-RWIP	UZ	2000000024	8/24/2012	1.65
88257100	CAP Move-RWIP	UZ	2000000023	8/24/2012	71.55
88257100	CAP Move-RWIP	UZ	2000000023	8/24/2012	19.18
88257100	CAP Move-RWIP	UZ	2000000023	8/24/2012	5.65
88257100	CAP Move-RWIP	UZ	2000000023	8/24/2012	5.65
88257100	CAP Move-RWIP	UZ	2000000024	8/24/2012	85.98
88257100	CAP Move-RWIP	UZ	2000000024	8/24/2012	27.79
88257100	CAP Move-RWIP	UZ	2000000024	8/24/2012	279.89
88257100	CAP Move-RWIP	UZ	2000000024	8/24/2012	27.79
88257100	CAP Move-RWIP	UZ	2000000024	8/24/2012	365.87
88257100	CAP Move-RWIP	UZ	2000000024	8/24/2012	19.18
88257100	CAP Move-RWIP	UZ	2000000024	8/24/2012	71.55
88257100	CAP Move-RWIP	UZ	2000000024	8/24/2012	16.90
88257100	CAP Move-RWIP	UZ	2000000024	8/24/2012	54.11
88257100	CAP Move-RWIP	UZ	2000000024	8/24/2012	54.11
88257100	CAP Move-RWIP	UZ	2000000024	8/24/2012	16.90
88257100	CAP Move-RWIP	UZ	2000000024	8/24/2012	2.64
88257100	CAP Move-RWIP	UZ	2000000024	8/24/2012	2.64
88257100	CAP Move-RWIP	UZ	2000000024	8/24/2012	121.75
88257100	CAP Move-RWIP	UZ	2000000024	8/24/2012	680.73
88257100	CAP Move-RWIP	UZ	2000000024	8/24/2012	121.75
88257100	CAP Move-RWIP	UZ	2000000024	8/24/2012	680.73
88257100	CAP Move-RWIP	UZ	2000000023	8/24/2012	1.16
88257100	CAP Move-RWIP	UZ	2000000023	8/24/2012	0.48
88257100	CAP Move-RWIP	UZ	2000000023	8/24/2012	8.10
88257100	CAP Move-RWIP	UZ	2000000024	8/24/2012	1.16
88257100	CAP Move-RWIP	UZ	2000000024	8/24/2012	8.10
88257100	CAP Move-RWIP	UZ	2000000024	8/24/2012	0.48
88257100	CAP Move-RWIP	UZ	2000000024	8/24/2012	3.74
88257100	CAP Move-RWIP	UZ	2000000024	8/24/2012	50.39
88257100	CAP Move-RWIP	UZ	2000000024	8/24/2012	3.74
88257100	CAP Move-RWIP	UZ	2000000024	8/24/2012	50.39
88257100	CAP Move-RWIP	UZ	2000000023	8/24/2012	37.02
88257100	CAP Move-RWIP	UZ	2000000023	8/24/2012	4.83
88257100	CAP Move-RWIP	UZ	2000000023	8/24/2012	37.02
88257100	CAP Move-RWIP	UZ	2000000024	8/24/2012	144.00
88257100	CAP Move-RWIP	UZ	2000000024	8/24/2012	7.56
88257100	CAP Move-RWIP	UZ	2000000024	8/24/2012	119.72
88257100	CAP Move-RWIP	UZ	2000000024	8/24/2012	7.56
88257100	CAP Move-RWIP	UZ	2000000024	8/24/2012	24.28
88257100	CAP Move-RWIP	UZ	2000000024	8/24/2012	4.83
88257100	CAP Move-RWIP	UZ	2000000024	8/24/2012	10.44
88257100	CAP Move-RWIP	UZ	2000000024	8/24/2012	10.44
88257100	CAP Move-RWIP	UZ	2000000023	8/24/2012	334.70
88257100	CAP Move-RWIP	UZ	2000000023	8/24/2012	1.68
88257100	CAP Move-RWIP	UZ	2000000023	8/24/2012	360.62
88257100	CAP Move-RWIP	UZ	2000000023	8/24/2012	1.68
88257100	CAP Move-RWIP	UZ	2000000023	8/24/2012	25.93
88257100	CAP Move-RWIP	UZ	2000000024	8/24/2012	26.44
88257100	CAP Move-RWIP	UZ	2000000024	8/24/2012	1.65
88257100	CAP Move-RWIP	UZ	2000000024	8/24/2012	26.44
88257100	CAP Move-RWIP	UZ	2000000024	8/24/2012	1.65
88257100	CAP Move-RWIP	UZ	2000000024	8/24/2012	89.99
88257100	CAP Move-RWIP	UZ	2000000024	8/24/2012	89.99
88257100	CAP Move-RWIP	UZ	2000000023	8/24/2012	1.34
88257100	CAP Move-RWIP	UZ	2000000023	8/24/2012	1.98
88257100	CAP Move-RWIP	UZ	2000000024	8/24/2012	50.27
88257100	CAP Move-RWIP	UZ	2000000024	8/24/2012	27.05
88257100	CAP Move-RWIP	UZ	2000000024	8/24/2012	120.98
88257100	CAP Move-RWIP	UZ	2000000024	8/24/2012	8.83
88257100	CAP Move-RWIP	UZ	2000000024	8/24/2012	27.05
88257100	CAP Move-RWIP	UZ	2000000024	8/24/2012	70.71
88257100	CAP Move-RWIP	UZ	2000000024	8/24/2012	1.98
88257100	CAP Move-RWIP	UZ	2000000024	8/24/2012	8.83
88257100	CAP Move-RWIP	UZ	2000000024	8/24/2012	1.34
88257100	CAP Move-RWIP	UZ	2000000023	8/24/2012	1.70
88257100	CAP Move-RWIP	UZ	2000000024	8/24/2012	2.35
88257100	CAP Move-RWIP	UZ	2000000024	8/24/2012	1.10
88257100	CAP Move-RWIP	UZ	2000000024	8/24/2012	2.35
88257100	CAP Move-RWIP	UZ	2000000024	8/24/2012	8.17
88257100	CAP Move-RWIP	UZ	2000000024	8/24/2012	8.17
88257100	CAP Move-RWIP	UZ	2000000024	8/24/2012	1.70
88257100	CAP Move-RWIP	UZ	2000000024	8/24/2012	32.29
88257100	CAP Move-RWIP	UZ	2000000024	8/24/2012	1.10
88257100	CAP Move-RWIP	UZ	2000000024	8/24/2012	32.29

Kentucky American Water Company  
Case No. 2012-00520  
Response to PSC DR1, Item 31

Account	Description	Doc Type	Document Number	Posting Date	Amount
88900000	CAP Move-Settlement	UZ	2000000024	8/24/2012	(452.64)
88900000	CAP Move-Settlement	UZ	2000000024	8/24/2012	(638.29)
88900000	CAP Move-Settlement	UZ	2000000023	8/24/2012	(18.20)
88900000	CAP Move-Settlement	UZ	2000000024	8/24/2012	3,285.21
88900000	CAP Move-Settlement	UZ	2000000024	8/24/2012	(18.20)
88900000	CAP Move-Settlement	UZ	2000000024	8/24/2012	(1,675.10)
88900000	CAP Move-Settlement	UZ	2000000024	8/24/2012	(39.71)
88900000	CAP Move-Settlement	UZ	2000000024	8/24/2012	(219.60)
88900000	CAP Move-Settlement	UZ	2000000024	8/24/2012	(39.71)
88900000	CAP Move-Settlement	UZ	2000000024	8/24/2012	(5.50)
88900000	CAP Move-Settlement	UZ	2000000024	8/24/2012	(5.50)
88900000	CAP Move-Settlement	UZ	2000000024	8/24/2012	(219.60)
88900000	CAP Move-Settlement	UZ	2000000024	8/24/2012	(6,808.38)
88900000	CAP Move-Settlement	UZ	2000000023	8/24/2012	(49.41)
88900000	CAP Move-Settlement	UZ	2000000023	8/24/2012	(163.62)
88900000	CAP Move-Settlement	UZ	2000000023	8/24/2012	(1,976.40)
88900000	CAP Move-Settlement	UZ	2000000023	8/24/2012	(1,976.40)
88900000	CAP Move-Settlement	UZ	2000000024	8/24/2012	(357.66)
88900000	CAP Move-Settlement	UZ	2000000024	8/24/2012	(163.62)
88900000	CAP Move-Settlement	UZ	2000000024	8/24/2012	3,201.36
88900000	CAP Move-Settlement	UZ	2000000024	8/24/2012	(49.41)
88900000	CAP Move-Settlement	UZ	2000000024	8/24/2012	(357.66)
88900000	CAP Move-Settlement	UZ	2000000024	8/24/2012	4,877.92
88900000	CAP Move-Settlement	UZ	2000000024	8/24/2012	26,114.68
88900000	CAP Move-Settlement	UZ	2000000024	8/24/2012	1,549.23
88900000	CAP Move-Settlement	UZ	2000000023	8/24/2012	(538.56)
88900000	CAP Move-Settlement	UZ	2000000024	8/24/2012	(139.79)
88900000	CAP Move-Settlement	UZ	2000000024	8/24/2012	(39.13)
88900000	CAP Move-Settlement	UZ	2000000024	8/24/2012	(1.72)
88900000	CAP Move-Settlement	UZ	2000000024	8/24/2012	(139.79)
88900000	CAP Move-Settlement	UZ	2000000024	8/24/2012	(39.13)
88900000	CAP Move-Settlement	UZ	2000000024	8/24/2012	(1.72)
88900000	CAP Move-Settlement	UZ	2000000024	8/24/2012	(538.56)
88900000	CAP Move-Settlement	UZ	2000000024	8/24/2012	1.95
88900000	CAP Move-Settlement	UZ	2000000023	8/24/2012	(1.73)
88900000	CAP Move-Settlement	UZ	2000000024	8/24/2012	(39.14)
88900000	CAP Move-Settlement	UZ	2000000024	8/24/2012	10,148.71
88900000	CAP Move-Settlement	UZ	2000000024	8/24/2012	(39.14)
88900000	CAP Move-Settlement	UZ	2000000024	8/24/2012	(538.56)
88900000	CAP Move-Settlement	UZ	2000000024	8/24/2012	(139.79)
88900000	CAP Move-Settlement	UZ	2000000024	8/24/2012	(1.73)
88900000	CAP Move-Settlement	UZ	2000000024	8/24/2012	(139.79)
88900000	CAP Move-Settlement	UZ	2000000024	8/24/2012	(538.56)
88900000	CAP Move-Settlement	UZ	2000000024	8/24/2012	(494.84)
88900000	CAP Move-Settlement	UZ	2000000024	8/24/2012	(167.28)
88900000	CAP Move-Settlement	UZ	2000000024	8/24/2012	11,434.23
88900000	CAP Move-Settlement	UZ	2000000023	8/24/2012	(3.64)
88900000	CAP Move-Settlement	UZ	2000000023	8/24/2012	(69.22)
88900000	CAP Move-Settlement	UZ	2000000023	8/24/2012	(5.18)
88900000	CAP Move-Settlement	UZ	2000000023	8/24/2012	(7.17)
88900000	CAP Move-Settlement	UZ	2000000023	8/24/2012	(2.77)
88900000	CAP Move-Settlement	UZ	2000000023	8/24/2012	(7.17)
88900000	CAP Move-Settlement	UZ	2000000023	8/24/2012	(2.77)
88900000	CAP Move-Settlement	UZ	2000000023	8/24/2012	(3.64)
88900000	CAP Move-Settlement	UZ	2000000024	8/24/2012	7,654.18
88900000	CAP Move-Settlement	UZ	2000000024	8/24/2012	(5.18)
88900000	CAP Move-Settlement	UZ	2000000024	8/24/2012	(69.22)
88900000	CAP Move-Settlement	UZ	2000000023	8/24/2012	(80.75)
88900000	CAP Move-Settlement	UZ	2000000023	8/24/2012	5.62
88900000	CAP Move-Settlement	UZ	2000000024	8/24/2012	(0.86)
88900000	CAP Move-Settlement	UZ	2000000024	8/24/2012	(0.86)
88900000	CAP Move-Settlement	UZ	2000000024	8/24/2012	(366.32)
88900000	CAP Move-Settlement	UZ	2000000024	8/24/2012	(26.85)
88900000	CAP Move-Settlement	UZ	2000000024	8/24/2012	(80.75)
88900000	CAP Move-Settlement	UZ	2000000024	8/24/2012	(26.85)
88900000	CAP Move-Settlement	UZ	2000000024	8/24/2012	(366.32)
88900000	CAP Move-Settlement	UZ	2000000024	8/24/2012	(1,106.03)
88900000	CAP Move-Settlement	UZ	2000000024	8/24/2012	(4,860.05)
88900000	CAP Move-Settlement	UZ	2000000024	8/24/2012	2,272.23
88900000	CAP Move-Settlement	UZ	2000000024	8/24/2012	1,847.82
88900000	CAP Move-Settlement	UZ	2000000024	8/24/2012	42,313.96
88900000	CAP Move-Settlement	UZ	2000000023	8/24/2012	(17.52)
88900000	CAP Move-Settlement	UZ	2000000023	8/24/2012	(2.60)
88900000	CAP Move-Settlement	UZ	2000000023	8/24/2012	(25.63)
88900000	CAP Move-Settlement	UZ	2000000024	8/24/2012	(86.53)
88900000	CAP Move-Settlement	UZ	2000000024	8/24/2012	(2.60)
88900000	CAP Move-Settlement	UZ	2000000024	8/24/2012	(17.52)



Kentucky American Water Company  
Case No. 2012-00520  
Response to PSC DR1, Item 31

Account	Description	Doc Type	Document Number	Posting Date	Amount
88900000	CAP Move-Settlement	UZ	200000024	8/24/2012	(76.48)
88900000	CAP Move-Settlement	UZ	200000024	8/24/2012	(76.48)
88900000	CAP Move-Settlement	UZ	200000024	8/24/2012	(25.63)
88900000	CAP Move-Settlement	UZ	200000024	8/24/2012	(333.73)
88900000	CAP Move-Settlement	UZ	200000024	8/24/2012	(247.20)
88900000	CAP Move-Settlement	UZ	200000023	8/24/2012	(12.96)
88900000	CAP Move-Settlement	UZ	200000023	8/24/2012	(518.40)
88900000	CAP Move-Settlement	UZ	200000023	8/24/2012	(12.96)
88900000	CAP Move-Settlement	UZ	200000024	8/24/2012	(38.05)
88900000	CAP Move-Settlement	UZ	200000024	8/24/2012	(518.40)
88900000	CAP Move-Settlement	UZ	200000024	8/24/2012	(38.05)
88900000	CAP Move-Settlement	UZ	200000024	8/24/2012	(116.78)
88900000	CAP Move-Settlement	UZ	200000024	8/24/2012	(116.78)
88900000	CAP Move-Settlement	UZ	200000024	8/24/2012	(148,853.43)
88900000	CAP Move-Settlement	UZ	200000023	8/24/2012	307,764.28
88900000	CAP Move-Settlement	UZ	200000024	8/24/2012	(1,104.32)
88900000	CAP Move-Settlement	UZ	200000024	8/24/2012	(734.70)
88900000	CAP Move-Settlement	UZ	200000024	8/24/2012	342,259.84
88900000	CAP Move-Settlement	UZ	200000024	8/24/2012	49,019.39
88900000	CAP Move-Settlement	UZ	200000023	8/24/2012	(187.50)
88900000	CAP Move-Settlement	UZ	200000023	8/24/2012	(9.84)
88900000	CAP Move-Settlement	UZ	200000023	8/24/2012	(44.59)
88900000	CAP Move-Settlement	UZ	200000023	8/24/2012	(13.68)
88900000	CAP Move-Settlement	UZ	200000023	8/24/2012	(13.68)
88900000	CAP Move-Settlement	UZ	200000024	8/24/2012	(9.84)
88900000	CAP Move-Settlement	UZ	200000024	8/24/2012	(187.50)
88900000	CAP Move-Settlement	UZ	200000024	8/24/2012	13,325.02
88900000	CAP Move-Settlement	UZ	200000024	8/24/2012	(7.50)
88900000	CAP Move-Settlement	UZ	200000024	8/24/2012	(7.50)
88900000	CAP Move-Settlement	UZ	200000024	8/24/2012	(44.59)
88900000	CAP Move-Settlement	UZ	200000024	8/24/2012	0.05
88900000	CAP Move-Settlement	UZ	200000024	8/24/2012	0.16
88900000	CAP Move-Settlement	UZ	200000024	8/24/2012	1,225.25
88900000	CAP Move-Settlement	UZ	200000023	8/24/2012	1,225.25
88900000	CAP Move-Settlement	UZ	200000024	8/24/2012	1,225.25
88900000	CAP Move-Settlement	UZ	200000023	8/24/2012	(291.81)
88900000	CAP Move-Settlement	UZ	200000023	8/24/2012	(1,616.60)
88900000	CAP Move-Settlement	UZ	200000023	8/24/2012	(575.70)
88900000	CAP Move-Settlement	UZ	200000023	8/24/2012	(7,819.57)
88900000	CAP Move-Settlement	UZ	200000024	8/24/2012	(7,244.28)
88900000	CAP Move-Settlement	UZ	200000024	8/24/2012	(575.70)
88900000	CAP Move-Settlement	UZ	200000024	8/24/2012	(161.49)
88900000	CAP Move-Settlement	UZ	200000024	8/24/2012	(291.81)
88900000	CAP Move-Settlement	UZ	200000024	8/24/2012	10,205.80
88900000	CAP Move-Settlement	UZ	200000024	8/24/2012	(81.33)
88900000	CAP Move-Settlement	UZ	200000024	8/24/2012	(265.87)
88900000	CAP Move-Settlement	UZ	200000024	8/24/2012	(161.49)
88900000	CAP Move-Settlement	UZ	200000024	8/24/2012	(309.42)
88900000	CAP Move-Settlement	UZ	200000024	8/24/2012	(44.63)
88900000	CAP Move-Settlement	UZ	200000024	8/24/2012	(1,616.60)
88900000	CAP Move-Settlement	UZ	200000024	8/24/2012	10,205.80
88900000	CAP Move-Settlement	UZ	200000024	8/24/2012	10,205.80
88900000	CAP Move-Settlement	UZ	200000023	8/24/2012	(67.08)
88900000	CAP Move-Settlement	UZ	200000024	8/24/2012	(962.64)
88900000	CAP Move-Settlement	UZ	200000024	8/24/2012	10,205.80
88900000	CAP Move-Settlement	UZ	200000024	8/24/2012	(38.47)
88900000	CAP Move-Settlement	UZ	200000024	8/24/2012	(67.08)
88900000	CAP Move-Settlement	UZ	200000024	8/24/2012	(50.52)
88900000	CAP Move-Settlement	UZ	200000024	8/24/2012	(79.70)
88900000	CAP Move-Settlement	UZ	200000024	8/24/2012	(50.52)
88900000	CAP Move-Settlement	UZ	200000024	8/24/2012	(38.47)
88900000	CAP Move-Settlement	UZ	200000024	8/24/2012	(79.70)
88900000	CAP Move-Settlement	UZ	200000024	8/24/2012	(962.64)
88900000	CAP Move-Settlement	UZ	200000023	8/24/2012	(39.85)
88900000	CAP Move-Settlement	UZ	200000023	8/24/2012	(33.56)
88900000	CAP Move-Settlement	UZ	200000024	8/24/2012	(33.56)
88900000	CAP Move-Settlement	UZ	200000024	8/24/2012	(25.27)
88900000	CAP Move-Settlement	UZ	200000024	8/24/2012	(39.85)
88900000	CAP Move-Settlement	UZ	200000024	8/24/2012	(481.32)
88900000	CAP Move-Settlement	UZ	200000024	8/24/2012	(19.26)
88900000	CAP Move-Settlement	UZ	200000024	8/24/2012	(19.26)
88900000	CAP Move-Settlement	UZ	200000024	8/24/2012	(25.27)
88900000	CAP Move-Settlement	UZ	200000024	8/24/2012	(481.32)
88900000	CAP Move-Settlement	UZ	200000024	8/24/2012	10,205.80
88900000	CAP Move-Settlement	UZ	200000024	8/24/2012	10,205.80
88900000	CAP Move-Settlement	UZ	200000023	8/24/2012	(481.32)
88900000	CAP Move-Settlement	UZ	200000023	8/24/2012	(19.26)



Kentucky American Water Company  
Case No. 2012-00520  
Response to PSC DR1, Item 31

Account	Description	Doc Type	Document Number	Posting Date	Amount
88900000	CAP Move-Settlement	UZ	200000024	8/24/2012	(150.76)
88900000	CAP Move-Settlement	UZ	200000024	8/24/2012	(19.75)
88900000	CAP Move-Settlement	UZ	200000024	8/24/2012	(19.75)
88900000	CAP Move-Settlement	UZ	200000024	8/24/2012	85,585.28
88900000	CAP Move-Settlement	UZ	200000024	8/24/2012	36,679.38
88900000	CAP Move-Settlement	UZ	200000023	8/24/2012	67,461.31
88900000	CAP Move-Settlement	UZ	200000023	8/24/2012	(2,099.70)
88900000	CAP Move-Settlement	UZ	200000023	8/24/2012	(52.94)
88900000	CAP Move-Settlement	UZ	200000024	8/24/2012	(40.37)
88900000	CAP Move-Settlement	UZ	200000024	8/24/2012	(178.03)
88900000	CAP Move-Settlement	UZ	200000024	8/24/2012	(540.08)
88900000	CAP Move-Settlement	UZ	200000024	8/24/2012	(40.37)
88900000	CAP Move-Settlement	UZ	200000024	8/24/2012	(540.08)
88900000	CAP Move-Settlement	UZ	200000024	8/24/2012	(2,099.70)
88900000	CAP Move-Settlement	UZ	200000024	8/24/2012	(178.03)
88900000	CAP Move-Settlement	UZ	200000024	8/24/2012	(52.94)
88900000	CAP Move-Settlement	UZ	200000023	8/24/2012	(277.36)
88900000	CAP Move-Settlement	UZ	200000023	8/24/2012	(89.64)
88900000	CAP Move-Settlement	UZ	200000023	8/24/2012	(1,180.23)
88900000	CAP Move-Settlement	UZ	200000023	8/24/2012	(61.86)
88900000	CAP Move-Settlement	UZ	200000023	8/24/2012	(89.64)
88900000	CAP Move-Settlement	UZ	200000023	8/24/2012	(230.81)
88900000	CAP Move-Settlement	UZ	200000024	8/24/2012	(61.86)
88900000	CAP Move-Settlement	UZ	200000024	8/24/2012	(18.22)
88900000	CAP Move-Settlement	UZ	200000024	8/24/2012	(230.81)
88900000	CAP Move-Settlement	UZ	200000024	8/24/2012	(902.87)
88900000	CAP Move-Settlement	UZ	200000024	8/24/2012	(18.22)
88900000	CAP Move-Settlement	UZ	200000023	8/24/2012	10.24
88900000	CAP Move-Settlement	UZ	200000023	8/24/2012	5.36
88900000	CAP Move-Settlement	UZ	200000023	8/24/2012	(2,195.91)
88900000	CAP Move-Settlement	UZ	200000023	8/24/2012	(392.74)
88900000	CAP Move-Settlement	UZ	200000023	8/24/2012	(8.51)
88900000	CAP Move-Settlement	UZ	200000023	8/24/2012	982.43
88900000	CAP Move-Settlement	UZ	200000024	8/24/2012	(174.56)
88900000	CAP Move-Settlement	UZ	200000024	8/24/2012	(54.52)
88900000	CAP Move-Settlement	UZ	200000024	8/24/2012	(392.74)
88900000	CAP Move-Settlement	UZ	200000024	8/24/2012	(2,195.91)
88900000	CAP Move-Settlement	UZ	200000024	8/24/2012	(8.51)
88900000	CAP Move-Settlement	UZ	200000024	8/24/2012	(54.52)
88900000	CAP Move-Settlement	UZ	200000024	8/24/2012	(174.56)
88900000	CAP Move-Settlement	UZ	200000024	8/24/2012	25.37
88900000	CAP Move-Settlement	UZ	200000024	8/24/2012	126.05
88900000	CAP Move-Settlement	UZ	200000024	8/24/2012	55.08
88900000	CAP Move-Settlement	UZ	200000023	8/24/2012	154.71
88900000	CAP Move-Settlement	UZ	200000023	8/24/2012	(59.90)
88900000	CAP Move-Settlement	UZ	200000024	8/24/2012	(67.54)
88900000	CAP Move-Settlement	UZ	200000024	8/24/2012	(59.90)
88900000	CAP Move-Settlement	UZ	200000024	8/24/2012	(695.42)
88900000	CAP Move-Settlement	UZ	200000024	8/24/2012	(695.42)
88900000	CAP Move-Settlement	UZ	200000024	8/24/2012	(67.54)
88900000	CAP Move-Settlement	UZ	200000024	8/24/2012	22,359.81
88900000	CAP Move-Settlement	UZ	200000024	8/24/2012	235.76
88900000	CAP Move-Settlement	UZ	200000023	8/24/2012	8,005.42
88900000	CAP Move-Settlement	UZ	200000024	8/24/2012	788.72
88900000	CAP Move-Settlement	UZ	200000024	8/24/2012	2,576.73
88900000	CAP Move-Settlement	UZ	200000024	8/24/2012	1,621.71
88900000	CAP Move-Settlement	UZ	200000023	8/24/2012	(62.34)
88900000	CAP Move-Settlement	UZ	200000023	8/24/2012	(28.76)
88900000	CAP Move-Settlement	UZ	200000023	8/24/2012	(3.66)
88900000	CAP Move-Settlement	UZ	200000024	8/24/2012	(8.89)
88900000	CAP Move-Settlement	UZ	200000024	8/24/2012	(387.59)
88900000	CAP Move-Settlement	UZ	200000024	8/24/2012	(387.59)
88900000	CAP Move-Settlement	UZ	200000024	8/24/2012	(62.34)
88900000	CAP Move-Settlement	UZ	200000024	8/24/2012	(3.66)
88900000	CAP Move-Settlement	UZ	200000024	8/24/2012	146,511.53
88900000	CAP Move-Settlement	UZ	200000024	8/24/2012	(28.76)
88900000	CAP Move-Settlement	UZ	200000024	8/24/2012	(8.89)
88900000	CAP Move-Settlement	UZ	200000024	8/24/2012	2,869.01
88900000	CAP Move-Settlement	UZ	200000024	8/24/2012	10,071.29
88900000	CAP Move-Settlement	UZ	200000023	8/24/2012	(920.91)
88900000	CAP Move-Settlement	UZ	200000023	8/24/2012	(284.74)
88900000	CAP Move-Settlement	UZ	200000024	8/24/2012	(37.14)
88900000	CAP Move-Settlement	UZ	200000024	8/24/2012	(80.34)
88900000	CAP Move-Settlement	UZ	200000024	8/24/2012	(37.14)
88900000	CAP Move-Settlement	UZ	200000024	8/24/2012	(1,107.69)
88900000	CAP Move-Settlement	UZ	200000024	8/24/2012	(58.15)
88900000	CAP Move-Settlement	UZ	200000024	8/24/2012	(284.74)

Kentucky American Water Company  
Case No. 2012-00520  
Response to PSC DR1, Item 31

Account	Description	Doc Type	Document Number	Posting Date	Amount
88900000	CAP Move-Settlement	UZ	200000024	8/24/2012	(186.78)
88900000	CAP Move-Settlement	UZ	200000024	8/24/2012	(58.15)
88900000	CAP Move-Settlement	UZ	200000024	8/24/2012	(80.34)
88900000	CAP Move-Settlement	UZ	200000024	8/24/2012	85,764.99
88900000	CAP Move-Settlement	UZ	200000024	8/24/2012	107,978.62
88900000	CAP Move-Settlement	UZ	200000023	8/24/2012	(203.36)
88900000	CAP Move-Settlement	UZ	200000023	8/24/2012	(12.69)
88900000	CAP Move-Settlement	UZ	200000024	8/24/2012	(12.94)
88900000	CAP Move-Settlement	UZ	200000024	8/24/2012	(203.36)
88900000	CAP Move-Settlement	UZ	200000024	8/24/2012	(12.94)
88900000	CAP Move-Settlement	UZ	200000024	8/24/2012	(692.22)
88900000	CAP Move-Settlement	UZ	200000024	8/24/2012	(199.43)
88900000	CAP Move-Settlement	UZ	200000024	8/24/2012	(2,774.03)
88900000	CAP Move-Settlement	UZ	200000024	8/24/2012	(2,574.60)
88900000	CAP Move-Settlement	UZ	200000024	8/24/2012	(12.69)
88900000	CAP Move-Settlement	UZ	200000024	8/24/2012	(692.22)
88900000	CAP Move-Settlement	UZ	200000023	8/24/2012	(10.27)
88900000	CAP Move-Settlement	UZ	200000023	8/24/2012	(208.05)
88900000	CAP Move-Settlement	UZ	200000023	8/24/2012	(67.96)
88900000	CAP Move-Settlement	UZ	200000023	8/24/2012	(15.23)
88900000	CAP Move-Settlement	UZ	200000023	8/24/2012	(208.05)
88900000	CAP Move-Settlement	UZ	200000024	8/24/2012	(15.23)
88900000	CAP Move-Settlement	UZ	200000024	8/24/2012	(386.72)
88900000	CAP Move-Settlement	UZ	200000024	8/24/2012	805.83
88900000	CAP Move-Settlement	UZ	200000024	8/24/2012	(10.27)
88900000	CAP Move-Settlement	UZ	200000024	8/24/2012	(930.62)
88900000	CAP Move-Settlement	UZ	200000024	8/24/2012	(67.96)
88900000	CAP Move-Settlement	UZ	200000024	8/24/2012	(543.90)
88900000	CAP Move-Settlement	UZ	200000023	8/24/2012	(18.04)
88900000	CAP Move-Settlement	UZ	200000023	8/24/2012	(8.43)
88900000	CAP Move-Settlement	UZ	200000023	8/24/2012	(18.04)
88900000	CAP Move-Settlement	UZ	200000023	8/24/2012	(248.42)
88900000	CAP Move-Settlement	UZ	200000024	8/24/2012	(13.04)
88900000	CAP Move-Settlement	UZ	200000024	8/24/2012	(8.43)
88900000	CAP Move-Settlement	UZ	200000024	8/24/2012	(248.42)
88900000	CAP Move-Settlement	UZ	200000024	8/24/2012	(62.85)
88900000	CAP Move-Settlement	UZ	200000024	8/24/2012	426.05
88900000	CAP Move-Settlement	UZ	200000024	8/24/2012	(62.85)
88900000	CAP Move-Settlement	UZ	200000024	8/24/2012	(13.04)
88900000	CAP Move-Settlement	UZ	200000023	8/24/2012	(260.27)
88900000	CAP Move-Settlement	UZ	200000024	8/24/2012	(23.25)
88900000	CAP Move-Settlement	UZ	200000024	8/24/2012	(930.93)
88900000	CAP Move-Settlement	UZ	200000024	8/24/2012	(23.25)
88900000	CAP Move-Settlement	UZ	200000024	8/24/2012	(67.29)
88900000	CAP Move-Settlement	UZ	200000024	8/24/2012	(260.27)
88900000	CAP Move-Settlement	UZ	200000024	8/24/2012	(930.93)
88900000	CAP Move-Settlement	UZ	200000024	8/24/2012	(67.29)
88900000	CAP Move-Settlement	UZ	200000023	8/24/2012	8,152.58
88900000	CAP Move-Settlement	UZ	200000023	8/24/2012	8,152.58
88900000	CAP Move-Settlement	UZ	200000024	8/24/2012	8,152.58
88900000	CAP Move-Settlement	UZ	200000023	8/24/2012	(7.50)
88900000	CAP Move-Settlement	UZ	200000023	8/24/2012	(9.84)
88900000	CAP Move-Settlement	UZ	200000023	8/24/2012	(9.84)
88900000	CAP Move-Settlement	UZ	200000023	8/24/2012	(13.68)
88900000	CAP Move-Settlement	UZ	200000024	8/24/2012	(7.50)
88900000	CAP Move-Settlement	UZ	200000024	8/24/2012	(13.68)
88900000	CAP Move-Settlement	UZ	200000024	8/24/2012	(187.50)
88900000	CAP Move-Settlement	UZ	200000024	8/24/2012	(44.58)
88900000	CAP Move-Settlement	UZ	200000024	8/24/2012	(187.50)
88900000	CAP Move-Settlement	UZ	200000024	8/24/2012	(44.58)
88900000	CAP Move-Settlement	UZ	200000024	8/24/2012	118.49
88900000	CAP Move-Settlement	UZ	200000024	8/24/2012	2,243.46
88900000	CAP Move-Settlement	UZ	200000024	8/24/2012	719.81
88900000	CAP Move-Settlement	UZ	200000023	8/24/2012	(17.80)
88900000	CAP Move-Settlement	UZ	200000023	8/24/2012	(23.36)
88900000	CAP Move-Settlement	UZ	200000023	8/24/2012	(17.80)
88900000	CAP Move-Settlement	UZ	200000023	8/24/2012	20,641.06
88900000	CAP Move-Settlement	UZ	200000023	8/24/2012	(34.66)
88900000	CAP Move-Settlement	UZ	200000024	8/24/2012	(444.94)
88900000	CAP Move-Settlement	UZ	200000024	8/24/2012	(34.66)
88900000	CAP Move-Settlement	UZ	200000024	8/24/2012	(23.36)
88900000	CAP Move-Settlement	UZ	200000024	8/24/2012	(75.97)
88900000	CAP Move-Settlement	UZ	200000024	8/24/2012	(75.97)
88900000	CAP Move-Settlement	UZ	200000024	8/24/2012	(444.94)
88900000	CAP Move-Settlement	UZ	200000023	8/24/2012	(8.20)
88900000	CAP Move-Settlement	UZ	200000023	8/24/2012	(156.25)
88900000	CAP Move-Settlement	UZ	200000023	8/24/2012	(37.15)

Kentucky American Water Company  
Case No. 2012-00520  
Response to PSC DR1, Item 31

Account	Description	Doc Type	Document Number	Posting Date	Amount
88900000	CAP Move-Settlement	UZ	200000024	8/24/2012	(37.15)
88900000	CAP Move-Settlement	UZ	200000024	8/24/2012	(11.40)
88900000	CAP Move-Settlement	UZ	200000024	8/24/2012	(8.20)
88900000	CAP Move-Settlement	UZ	200000024	8/24/2012	52.59
88900000	CAP Move-Settlement	UZ	200000024	8/24/2012	(11.40)
88900000	CAP Move-Settlement	UZ	200000024	8/24/2012	(6.25)
88900000	CAP Move-Settlement	UZ	200000024	8/24/2012	(156.25)
88900000	CAP Move-Settlement	UZ	200000024	8/24/2012	(6.25)
88900000	CAP Move-Settlement	UZ	200000023	8/24/2012	19,999.55
88900000	CAP Move-Settlement	UZ	200000024	8/24/2012	19,999.90
88900000	CAP Move-Settlement	UZ	200000024	8/24/2012	29,000.00
88900000	CAP Move-Settlement	UZ	200000024	8/24/2012	2,351.62
88900000	CAP Move-Settlement	UZ	200000024	8/24/2012	2,351.62
88900000	CAP Move-Settlement	UZ	200000023	8/24/2012	2,351.62
88900000	CAP Move-Settlement	UZ	200000024	8/24/2012	28.05
88900000	CAP Move-Settlement	UZ	200000024	8/24/2012	178.12
88900000	CAP Move-Settlement	UZ	200000024	8/24/2012	203.00
88900000	CAP Move-Settlement	UZ	200000024	8/24/2012	203.00
88900000	CAP Move-Settlement	UZ	200000024	8/24/2012	0.15
88900000	CAP Move-Settlement	UZ	200000023	8/24/2012	1,412.77
88900000	CAP Move-Settlement	UZ	200000023	8/24/2012	32,473.22
88900000	CAP Move-Settlement	UZ	200000024	8/24/2012	6,691.44
88900000	CAP Move-Settlement	UZ	200000024	8/24/2012	3,500.00
88900000	CAP Move-Settlement	UZ	200000024	8/24/2012	10,838.00
88900000	CAP Move-Settlement	UZ	200000024	8/24/2012	166,911.30
88900000	CAP Move-Settlement	UZ	200000023	8/24/2012	9,500.07
88900000	CAP Move-Settlement	UZ	200000024	8/24/2012	9,500.07
88900000	CAP Move-Settlement	UZ	200000024	8/24/2012	9,500.07
88900000	CAP Move-Settlement	UZ	200000024	8/24/2012	130.55
88900000	CAP Move-Settlement	UZ	200000024	8/24/2012	130.55
88900000	CAP Move-Settlement	UZ	200000023	8/24/2012	130.55
88900000	CAP Move-Settlement	UZ	200000024	8/24/2012	225.82
88900000	CAP Move-Settlement	UZ	200000024	8/24/2012	225.82
88900000	CAP Move-Settlement	UZ	200000024	8/24/2012	225.82
88900000	CAP Move-Settlement	UZ	200000024	8/24/2012	225.82
88900000	CAP Move-Settlement	UZ	200000024	8/24/2012	218.83
88900000	CAP Move-Settlement	UZ	200000024	8/24/2012	218.83
88900000	CAP Move-Settlement	UZ	200000023	8/24/2012	218.83
88900000	CAP Move-Settlement	UZ	200000023	8/24/2012	(3.78)
88900000	CAP Move-Settlement	UZ	200000023	8/24/2012	(20.92)
88900000	CAP Move-Settlement	UZ	200000023	8/24/2012	1,259.36
88900000	CAP Move-Settlement	UZ	200000024	8/24/2012	(244.27)
88900000	CAP Move-Settlement	UZ	200000024	8/24/2012	(90.50)
88900000	CAP Move-Settlement	UZ	200000024	8/24/2012	(7.35)
88900000	CAP Move-Settlement	UZ	200000024	8/24/2012	(3.78)
88900000	CAP Move-Settlement	UZ	200000024	8/24/2012	(20.92)
88900000	CAP Move-Settlement	UZ	200000024	8/24/2012	(90.10)
88900000	CAP Move-Settlement	UZ	200000024	8/24/2012	(291.34)
88900000	CAP Move-Settlement	UZ	200000024	8/24/2012	(291.34)
88900000	CAP Move-Settlement	UZ	200000024	8/24/2012	(90.50)
88900000	CAP Move-Settlement	UZ	200000024	8/24/2012	(7.35)
88900000	CAP Move-Settlement	UZ	200000024	8/24/2012	(367.08)
88900000	CAP Move-Settlement	UZ	200000024	8/24/2012	150.49
88900000	CAP Move-Settlement	UZ	200000024	8/24/2012	1,699.87
88900000	CAP Move-Settlement	UZ	200000024	8/24/2012	1,699.87
88900000	CAP Move-Settlement	UZ	200000023	8/24/2012	1,699.87
88900000	CAP Move-Settlement	UZ	200000023	8/24/2012	(12.94)
88900000	CAP Move-Settlement	UZ	200000023	8/24/2012	(1.05)
88900000	CAP Move-Settlement	UZ	200000023	8/24/2012	(1,458.78)
88900000	CAP Move-Settlement	UZ	200000023	8/24/2012	(275.59)
88900000	CAP Move-Settlement	UZ	200000024	8/24/2012	(41.62)
88900000	CAP Move-Settlement	UZ	200000024	8/24/2012	(2.99)
88900000	CAP Move-Settlement	UZ	200000024	8/24/2012	506.03
88900000	CAP Move-Settlement	UZ	200000024	8/24/2012	(41.62)
88900000	CAP Move-Settlement	UZ	200000024	8/24/2012	(1.05)
88900000	CAP Move-Settlement	UZ	200000024	8/24/2012	(12.94)
88900000	CAP Move-Settlement	UZ	200000024	8/24/2012	(2.99)
88900000	CAP Move-Settlement	UZ	200000024	8/24/2012	(0.54)
88900000	CAP Move-Settlement	UZ	200000024	8/24/2012	(0.54)
88900000	CAP Move-Settlement	UZ	200000023	8/24/2012	407.53
88900000	CAP Move-Settlement	UZ	200000024	8/24/2012	407.53
88900000	CAP Move-Settlement	UZ	200000023	8/24/2012	407.53
88900000	CAP Move-Settlement	UZ	200000023	8/24/2012	(270.35)
88900000	CAP Move-Settlement	UZ	200000023	8/24/2012	(967.20)
88900000	CAP Move-Settlement	UZ	200000023	8/24/2012	(69.90)
88900000	CAP Move-Settlement	UZ	200000023	8/24/2012	(69.90)
88900000	CAP Move-Settlement	UZ	200000023	8/24/2012	(24.20)
88900000	CAP Move-Settlement	UZ	200000023	8/24/2012	(270.35)

Kentucky American Water Company  
Case No. 2012-00520  
Response to PSC DR1, Item 31

Account	Description	Doc Type	Document Number	Posting Date	Amount
88900000	CAP Move-Settlement	UZ	200000024	8/24/2012	(967.20)
88900000	CAP Move-Settlement	UZ	200000024	8/24/2012	(24.20)
88900000	CAP Move-Settlement	UZ	200000024	8/24/2012	(445.50)
88900000	CAP Move-Settlement	UZ	200000024	8/24/2012	1,367.45
88900000	CAP Move-Settlement	UZ	200000024	8/24/2012	1,369.75
88900000	CAP Move-Settlement	UZ	200000024	8/24/2012	1,367.45
88900000	CAP Move-Settlement	UZ	200000023	8/24/2012	389.30
88900000	CAP Move-Settlement	UZ	200000024	8/24/2012	389.30
88900000	CAP Move-Settlement	UZ	200000024	8/24/2012	389.30
88900000	CAP Move-Settlement	UZ	200000024	8/24/2012	7,491.09
88900000	CAP Move-Settlement	UZ	200000024	8/24/2012	9,013.23
88900000	CAP Move-Settlement	UZ	200000024	8/24/2012	9,144.92
88900000	CAP Move-Settlement	UZ	200000024	8/24/2012	21,602.66
88900000	CAP Move-Settlement	UZ	200000024	8/24/2012	27,552.63
88900000	CAP Move-Settlement	UZ	200000024	8/24/2012	1,803.34
88900000	CAP Move-Settlement	UZ	200000024	8/24/2012	2,300.17
88900000	CAP Move-Settlement	UZ	200000023	8/24/2012	388.15
88900000	CAP Move-Settlement	UZ	200000024	8/24/2012	6,822.89
88900000	CAP Move-Settlement	UZ	200000024	8/24/2012	778.03
88900000	CAP Move-Settlement	UZ	200000024	8/24/2012	5,442.21
88900000	CAP Move-Settlement	UZ	200000024	8/24/2012	236.92
88900000	CAP Move-Settlement	UZ	200000024	8/24/2012	182.29
88900000	CAP Move-Settlement	UZ	200000023	8/24/2012	336.98
88900000	CAP Move-Settlement	UZ	200000023	8/24/2012	5,447.96
88900000	CAP Move-Settlement	UZ	200000023	8/24/2012	6,575.62
88900000	CAP Move-Settlement	UZ	200000024	8/24/2012	11,041.98
88900000	CAP Move-Settlement	UZ	200000023	8/24/2012	309.37
88900000	CAP Move-Settlement	UZ	200000023	8/24/2012	164.46
88900000	CAP Move-Settlement	UZ	200000023	8/24/2012	346.18
88900000	CAP Move-Settlement	UZ	200000023	8/24/2012	14,522.15
88900000	CAP Move-Settlement	UZ	200000024	8/24/2012	4,714.78
88900000	CAP Move-Settlement	UZ	200000024	8/24/2012	106.38
88900000	CAP Move-Settlement	UZ	200000024	8/24/2012	8,146.64
88900000	CAP Move-Settlement	UZ	200000023	8/24/2012	106.96
88900000	CAP Move-Settlement	UZ	200000024	8/24/2012	126.51
88900000	CAP Move-Settlement	UZ	200000023	8/24/2012	2,613.57
88900000	CAP Move-Settlement	UZ	200000023	8/24/2012	152.39
88900000	CAP Move-Settlement	UZ	200000024	8/24/2012	168.49
88900000	CAP Move-Settlement	UZ	200000024	8/24/2012	217.94
88900000	CAP Move-Settlement	UZ	200000024	8/24/2012	612.42
88900000	CAP Move-Settlement	UZ	200000024	8/24/2012	5.75
88900000	CAP Move-Settlement	UZ	200000023	8/24/2012	526.74
88900000	CAP Move-Settlement	UZ	200000024	8/24/2012	109.26
88900000	CAP Move-Settlement	UZ	200000023	8/24/2012	60.38
88900000	CAP Move-Settlement	UZ	200000024	8/24/2012	2,104.66
88900000	CAP Move-Settlement	UZ	200000024	8/24/2012	5,758.48
88900000	CAP Move-Settlement	UZ	200000024	8/24/2012	526.74
88900000	CAP Move-Settlement	UZ	200000024	8/24/2012	640.60
88900000	CAP Move-Settlement	UZ	200000023	8/24/2012	46.00
88900000	CAP Move-Settlement	UZ	200000024	8/24/2012	176.54
88900000	CAP Move-Settlement	UZ	200000024	8/24/2012	6,362.86
88900000	CAP Move-Settlement	UZ	200000024	8/24/2012	1.73
88900000	CAP Move-Settlement	UZ	200000024	8/24/2012	30.48
88900000	CAP Move-Settlement	UZ	200000024	8/24/2012	1,440.48
88900000	CAP Move-Settlement	UZ	200000023	8/24/2012	117.31
88900000	CAP Move-Settlement	UZ	200000024	8/24/2012	819.44
88900000	CAP Move-Settlement	UZ	200000024	8/24/2012	897.07
88900000	CAP Move-Settlement	UZ	200000024	8/24/2012	275.45
88900000	CAP Move-Settlement	UZ	200000024	8/24/2012	10,513.52
88900000	CAP Move-Settlement	UZ	200000024	8/24/2012	6,903.40
88900000	CAP Move-Settlement	UZ	200000024	8/24/2012	17,855.67
88900000	CAP Move-Settlement	UZ	200000023	8/24/2012	9,262.80
88900000	CAP Move-Settlement	UZ	200000024	8/24/2012	9,024.73
88900000	CAP Move-Settlement	UZ	200000024	8/24/2012	9,174.82
88900000	CAP Move-Settlement	UZ	200000024	8/24/2012	2,304.77
88900000	CAP Move-Settlement	UZ	200000024	8/24/2012	18,433.02
88900000	CAP Move-Settlement	UZ	200000024	8/24/2012	67,169.67
88900000	CAP Move-Settlement	UZ	200000024	8/24/2012	9,680.28
88900000	CAP Move-Settlement	UZ	200000024	8/24/2012	9,774.01
88900000	CAP Move-Settlement	UZ	200000024	8/24/2012	14,583.68
88900000	CAP Move-Settlement	UZ	200000024	8/24/2012	30,706.74
88900000	CAP Move-Settlement	UZ	200000024	8/24/2012	1,047.73
88900000	CAP Move-Settlement	UZ	200000024	8/24/2012	16,980.46
88900000	CAP Move-Settlement	UZ	200000024	8/24/2012	3.45
88900000	CAP Move-Settlement	UZ	200000024	8/24/2012	8,239.22
88900000	CAP Move-Settlement	UZ	200000024	8/24/2012	3.45
88900000	CAP Move-Settlement	UZ	200000024	8/24/2012	0.58

Kentucky American Water Company  
Case No. 2012-00520  
Response to PSC DR1, Item 31

Account	Description	Doc Type	Document Number	Posting Date	Amount
88900000	CAP Move-Settlement	UZ	2000000024	8/24/2012	8,364.01
88900000	CAP Move-Settlement	UZ	2000000023	8/24/2012	1.73
88900000	CAP Move-Settlement	UZ	2000000023	8/24/2012	143.19
88900000	CAP Move-Settlement	UZ	2000000024	8/24/2012	8.63
88900000	CAP Move-Settlement	UZ	2000000024	8/24/2012	436.46
88900000	CAP Move-Settlement	UZ	2000000024	8/24/2012	10.35
88900000	CAP Move-Settlement	UZ	2000000024	8/24/2012	75.33
88900000	CAP Move-Settlement	UZ	2000000024	8/24/2012	798.16
88900000	CAP Move-Settlement	UZ	2000000024	8/24/2012	798.16
88900000	CAP Move-Settlement	UZ	2000000023	8/24/2012	46,108.13
88900000	CAP Move-Settlement	UZ	2000000023	8/24/2012	2.88
88900000	CAP Move-Settlement	UZ	2000000023	8/24/2012	14,960.33
88900000	CAP Move-Settlement	UZ	2000000023	8/24/2012	235.19
88900000	CAP Move-Settlement	UZ	2000000024	8/24/2012	235.19
88900000	CAP Move-Settlement	UZ	2000000024	8/24/2012	235.19
88900000	CAP Move-Settlement	UZ	2000000024	8/24/2012	1.73
88900000	CAP Move-Settlement	UZ	2000000023	8/24/2012	266.82
88900000	CAP Move-Settlement	UZ	2000000023	8/24/2012	2,085.68
88900000	CAP Move-Settlement	UZ	2000000024	8/24/2012	373.20
88900000	CAP Move-Settlement	UZ	2000000024	8/24/2012	372.63
88900000	CAP Move-Settlement	UZ	2000000023	8/24/2012	418.06
88900000	CAP Move-Settlement	UZ	2000000023	8/24/2012	418.06
88900000	CAP Move-Settlement	UZ	2000000024	8/24/2012	418.06
88900000	CAP Move-Settlement	UZ	2000000024	8/24/2012	626.80
88900000	CAP Move-Settlement	UZ	2000000024	8/24/2012	626.80
88900000	CAP Move-Settlement	UZ	2000000023	8/24/2012	199.54
88900000	CAP Move-Settlement	UZ	2000000024	8/24/2012	199.54
88900000	CAP Move-Settlement	UZ	2000000023	8/24/2012	199.54
88900000	CAP Move-Settlement	UZ	2000000024	8/24/2012	299.02
88900000	CAP Move-Settlement	UZ	2000000023	8/24/2012	299.02
88900000	CAP Move-Settlement	UZ	2000000024	8/24/2012	2,771.71
88900000	CAP Move-Settlement	UZ	2000000024	8/24/2012	22,629.11
88900000	CAP Move-Settlement	UZ	2000000024	8/24/2012	46,242.69
88900000	CAP Move-Settlement	UZ	2000000024	8/24/2012	1,479.59
88900000	CAP Move-Settlement	UZ	2000000023	8/24/2012	1,479.59
88900000	CAP Move-Settlement	UZ	2000000024	8/24/2012	2,219.67
88900000	CAP Move-Settlement	UZ	2000000024	8/24/2012	2,219.67
88900000	CAP Move-Settlement	UZ	2000000024	8/24/2012	1,479.59
88900000	CAP Move-Settlement	UZ	2000000024	8/24/2012	2.19
88900000	CAP Move-Settlement	UZ	2000000024	8/24/2012	141.05
88900000	CAP Move-Settlement	UZ	2000000024	8/24/2012	226.03
88900000	CAP Move-Settlement	UZ	2000000024	8/24/2012	141.85
88900000	CAP Move-Settlement	UZ	2000000024	8/24/2012	3,093.26
88900000	CAP Move-Settlement	UZ	2000000023	8/24/2012	2,870.41
88900000	CAP Move-Settlement	UZ	2000000024	8/24/2012	4,909.21
88900000	CAP Move-Settlement	UZ	2000000023	8/24/2012	393.22
88900000	CAP Move-Settlement	UZ	2000000024	8/24/2012	293.25
88900000	CAP Move-Settlement	UZ	2000000024	8/24/2012	334.49
88900000	CAP Move-Settlement	UZ	2000000024	8/24/2012	694.39
88900000	CAP Move-Settlement	UZ	2000000024	8/24/2012	694.39
88900000	CAP Move-Settlement	UZ	2000000024	8/24/2012	694.39
88900000	CAP Move-Settlement	UZ	2000000024	8/24/2012	1,041.57
88900000	CAP Move-Settlement	UZ	2000000024	8/24/2012	1,041.57
50510100	PBOP Cap Credits	UZ	2000000026	8/25/2012	(59.78)
50510100	PBOP Cap Credits	UZ	2000000026	8/25/2012	(537.97)
50510100	PBOP Cap Credits	UZ	2000000026	8/25/2012	(146.60)
50510100	PBOP Cap Credits	UZ	2000000026	8/25/2012	(146.60)
50510100	PBOP Cap Credits	UZ	2000000026	8/25/2012	(18.85)
50510100	PBOP Cap Credits	UZ	2000000026	8/25/2012	(99.71)
50510100	PBOP Cap Credits	UZ	2000000026	8/25/2012	(79.06)
50510100	PBOP Cap Credits	UZ	2000000026	8/25/2012	(141.11)
50510100	PBOP Cap Credits	UZ	2000000026	8/25/2012	(51.04)
50510100	PBOP Cap Credits	UZ	2000000026	8/25/2012	(2,050.19)
50510100	PBOP Cap Credits	UZ	2000000026	8/25/2012	(262.03)
50510100	PBOP Cap Credits	UZ	2000000026	8/25/2012	(131.02)
50510100	PBOP Cap Credits	UZ	2000000026	8/25/2012	(131.02)
50510100	PBOP Cap Credits	UZ	2000000026	8/25/2012	(583.49)
50510100	PBOP Cap Credits	UZ	2000000026	8/25/2012	(110.43)
50510100	PBOP Cap Credits	UZ	2000000026	8/25/2012	(205.31)
50510100	PBOP Cap Credits	UZ	2000000026	8/25/2012	(9.87)
50510100	PBOP Cap Credits	UZ	2000000026	8/25/2012	(18.41)
50510100	PBOP Cap Credits	UZ	2000000026	8/25/2012	(571.54)
50510100	PBOP Cap Credits	UZ	2000000026	8/25/2012	(283.51)
50510100	PBOP Cap Credits	UZ	2000000026	8/25/2012	(597.72)
50510100	PBOP Cap Credits	UZ	2000000026	8/25/2012	(189.29)
50510100	PBOP Cap Credits	UZ	2000000026	8/25/2012	(105.50)
50510100	PBOP Cap Credits	UZ	2000000026	8/25/2012	(276.09)

Kentucky American Water Company  
Case No. 2012-00520  
Response to PSC DR1, Item 31

Account	Description	Doc Type	Document Number	Posting Date	Amount
50510100	PBOP Cap Credits	UZ	2000000026	8/25/2012	(727.95)
50510100	PBOP Cap Credits	UZ	2000000026	8/25/2012	(179.29)
50510100	PBOP Cap Credits	UZ	2000000026	8/25/2012	(67.62)
50510100	PBOP Cap Credits	UZ	2000000025	8/25/2012	(253.40)
50510100	PBOP Cap Credits	UZ	2000000026	8/25/2012	(51.03)
50510100	PBOP Cap Credits	UZ	2000000026	8/25/2012	(121.12)
50510100	PBOP Cap Credits	UZ	2000000026	8/25/2012	(42.53)
50510100	PBOP Cap Credits	UZ	2000000026	8/25/2012	(79.31)
50510100	PBOP Cap Credits	UZ	2000000026	8/25/2012	(11.33)
50510100	PBOP Cap Credits	UZ	2000000026	8/25/2012	(263.27)
50610100	Pension Cap Credits	UZ	2000000026	8/25/2012	(70.36)
50610100	Pension Cap Credits	UZ	2000000026	8/25/2012	(633.24)
50610100	Pension Cap Credits	UZ	2000000026	8/25/2012	(172.55)
50610100	Pension Cap Credits	UZ	2000000026	8/25/2012	(172.55)
50610100	Pension Cap Credits	UZ	2000000026	8/25/2012	(22.17)
50610100	Pension Cap Credits	UZ	2000000026	8/25/2012	(117.37)
50610100	Pension Cap Credits	UZ	2000000026	8/25/2012	(93.06)
50610100	Pension Cap Credits	UZ	2000000026	8/25/2012	(166.09)
50610100	Pension Cap Credits	UZ	2000000026	8/25/2012	(60.08)
50610100	Pension Cap Credits	UZ	2000000026	8/25/2012	(2,413.23)
50610100	Pension Cap Credits	UZ	2000000026	8/25/2012	(308.43)
50610100	Pension Cap Credits	UZ	2000000026	8/25/2012	(154.21)
50610100	Pension Cap Credits	UZ	2000000026	8/25/2012	(154.21)
50610100	Pension Cap Credits	UZ	2000000026	8/25/2012	(686.82)
50610100	Pension Cap Credits	UZ	2000000026	8/25/2012	(129.99)
50610100	Pension Cap Credits	UZ	2000000026	8/25/2012	(241.66)
50610100	Pension Cap Credits	UZ	2000000026	8/25/2012	(11.62)
50610100	Pension Cap Credits	UZ	2000000026	8/25/2012	(21.67)
50610100	Pension Cap Credits	UZ	2000000025	8/25/2012	(672.75)
50610100	Pension Cap Credits	UZ	2000000026	8/25/2012	(333.71)
50610100	Pension Cap Credits	UZ	2000000026	8/25/2012	(703.57)
50610100	Pension Cap Credits	UZ	2000000026	8/25/2012	(222.82)
50610100	Pension Cap Credits	UZ	2000000026	8/25/2012	(124.18)
50610100	Pension Cap Credits	UZ	2000000026	8/25/2012	(324.98)
50610100	Pension Cap Credits	UZ	2000000026	8/25/2012	(856.85)
50610100	Pension Cap Credits	UZ	2000000026	8/25/2012	(211.03)
50610100	Pension Cap Credits	UZ	2000000026	8/25/2012	(79.59)
50610100	Pension Cap Credits	UZ	2000000026	8/25/2012	(298.27)
50610100	Pension Cap Credits	UZ	2000000026	8/25/2012	(60.08)
50610100	Pension Cap Credits	UZ	2000000026	8/25/2012	(142.56)
50610100	Pension Cap Credits	UZ	2000000026	8/25/2012	(50.06)
50610100	Pension Cap Credits	UZ	2000000026	8/25/2012	(93.34)
50610100	Pension Cap Credits	UZ	2000000026	8/25/2012	(13.33)
50610100	Pension Cap Credits	UZ	2000000026	8/25/2012	(309.89)
52500000	Misc Expense (O&M)	UZ	2000000026	8/25/2012	(2,439.74)
55000100	Trans Cap Credits	UZ	2000000026	8/25/2012	(8.78)
55000100	Trans Cap Credits	UZ	2000000026	8/25/2012	(79.06)
55000100	Trans Cap Credits	UZ	2000000026	8/25/2012	(21.54)
55000100	Trans Cap Credits	UZ	2000000026	8/25/2012	(21.54)
55000100	Trans Cap Credits	UZ	2000000026	8/25/2012	(2.77)
55000100	Trans Cap Credits	UZ	2000000026	8/25/2012	(14.65)
55000100	Trans Cap Credits	UZ	2000000026	8/25/2012	(11.62)
55000100	Trans Cap Credits	UZ	2000000026	8/25/2012	(20.73)
55000100	Trans Cap Credits	UZ	2000000026	8/25/2012	(7.50)
55000100	Trans Cap Credits	UZ	2000000026	8/25/2012	(301.28)
55000100	Trans Cap Credits	UZ	2000000026	8/25/2012	(38.51)
55000100	Trans Cap Credits	UZ	2000000026	8/25/2012	(19.25)
55000100	Trans Cap Credits	UZ	2000000026	8/25/2012	(19.25)
55000100	Trans Cap Credits	UZ	2000000026	8/25/2012	(85.75)
55000100	Trans Cap Credits	UZ	2000000026	8/25/2012	(16.22)
55000100	Trans Cap Credits	UZ	2000000026	8/25/2012	(30.17)
55000100	Trans Cap Credits	UZ	2000000026	8/25/2012	(1.45)
55000100	Trans Cap Credits	UZ	2000000026	8/25/2012	(2.70)
55000100	Trans Cap Credits	UZ	2000000026	8/25/2012	(83.99)
55000100	Trans Cap Credits	UZ	2000000026	8/25/2012	(41.66)
55000100	Trans Cap Credits	UZ	2000000026	8/25/2012	(87.84)
55000100	Trans Cap Credits	UZ	2000000026	8/25/2012	(27.81)
55000100	Trans Cap Credits	UZ	2000000026	8/25/2012	(15.50)
55000100	Trans Cap Credits	UZ	2000000026	8/25/2012	(40.57)
55000100	Trans Cap Credits	UZ	2000000026	8/25/2012	(106.97)
55000100	Trans Cap Credits	UZ	2000000026	8/25/2012	(26.35)
55000100	Trans Cap Credits	UZ	2000000026	8/25/2012	(9.94)
55000100	Trans Cap Credits	UZ	2000000026	8/25/2012	(37.23)
55000100	Trans Cap Credits	UZ	2000000026	8/25/2012	(7.50)
55000100	Trans Cap Credits	UZ	2000000026	8/25/2012	(17.80)
55000100	Trans Cap Credits	UZ	2000000026	8/25/2012	(6.25)
55000100	Trans Cap Credits	UZ	2000000026	8/25/2012	(11.65)



Kentucky American Water Company  
Case No. 2012-00520  
Response to PSC DR1, Item 31

Account	Description	Doc Type	Document Number	Posting Date	Amount
55000100	Trans Cap Credits	UZ	200000026	8/25/2012	(1.67)
55000100	Trans Cap Credits	UZ	200000026	8/25/2012	(38.69)
55720100	Ins W/C Cap Credits	UZ	200000026	8/25/2012	(7.86)
55720100	Ins W/C Cap Credits	UZ	200000026	8/25/2012	(70.75)
55720100	Ins W/C Cap Credits	UZ	200000026	8/25/2012	(19.28)
55720100	Ins W/C Cap Credits	UZ	200000026	8/25/2012	(19.28)
55720100	Ins W/C Cap Credits	UZ	200000026	8/25/2012	(2.48)
55720100	Ins W/C Cap Credits	UZ	200000026	8/25/2012	(13.11)
55720100	Ins W/C Cap Credits	UZ	200000026	8/25/2012	(10.40)
55720100	Ins W/C Cap Credits	UZ	200000026	8/25/2012	(18.56)
55720100	Ins W/C Cap Credits	UZ	200000026	8/25/2012	(6.72)
55720100	Ins W/C Cap Credits	UZ	200000026	8/25/2012	(269.64)
55720100	Ins W/C Cap Credits	UZ	200000026	8/25/2012	(34.46)
55720100	Ins W/C Cap Credits	UZ	200000026	8/25/2012	(17.23)
55720100	Ins W/C Cap Credits	UZ	200000026	8/25/2012	(17.23)
55720100	Ins W/C Cap Credits	UZ	200000026	8/25/2012	(76.74)
55720100	Ins W/C Cap Credits	UZ	200000026	8/25/2012	(14.52)
55720100	Ins W/C Cap Credits	UZ	200000026	8/25/2012	(27.00)
55720100	Ins W/C Cap Credits	UZ	200000026	8/25/2012	(1.30)
55720100	Ins W/C Cap Credits	UZ	200000026	8/25/2012	(2.42)
55720100	Ins W/C Cap Credits	UZ	200000026	8/25/2012	(75.17)
55720100	Ins W/C Cap Credits	UZ	200000026	8/25/2012	(37.29)
55720100	Ins W/C Cap Credits	UZ	200000026	8/25/2012	(78.62)
55720100	Ins W/C Cap Credits	UZ	200000026	8/25/2012	(24.90)
55720100	Ins W/C Cap Credits	UZ	200000026	8/25/2012	(13.87)
55720100	Ins W/C Cap Credits	UZ	200000026	8/25/2012	(36.31)
55720100	Ins W/C Cap Credits	UZ	200000026	8/25/2012	(95.74)
55720100	Ins W/C Cap Credits	UZ	200000026	8/25/2012	(23.58)
55720100	Ins W/C Cap Credits	UZ	200000026	8/25/2012	(8.89)
55720100	Ins W/C Cap Credits	UZ	200000026	8/25/2012	(33.32)
55720100	Ins W/C Cap Credits	UZ	200000025	8/25/2012	(6.71)
55720100	Ins W/C Cap Credits	UZ	200000026	8/25/2012	(15.93)
55720100	Ins W/C Cap Credits	UZ	200000026	8/25/2012	(5.59)
55720100	Ins W/C Cap Credits	UZ	200000026	8/25/2012	(10.43)
55720100	Ins W/C Cap Credits	UZ	200000026	8/25/2012	(1.49)
55720100	Ins W/C Cap Credits	UZ	200000026	8/25/2012	(34.63)
88107000	CAP Move-CWIP	UZ	200000028	8/25/2012	59.78
88107000	CAP Move-CWIP	UZ	200000028	8/25/2012	7.86
88107000	CAP Move-CWIP	UZ	200000028	8/25/2012	8.78
88107000	CAP Move-CWIP	UZ	200000028	8/25/2012	70.36
88107000	CAP Move-CWIP	UZ	200000028	8/25/2012	537.97
88107000	CAP Move-CWIP	UZ	200000028	8/25/2012	70.75
88107000	CAP Move-CWIP	UZ	200000028	8/25/2012	79.06
88107000	CAP Move-CWIP	UZ	200000028	8/25/2012	633.24
88107000	CAP Move-CWIP	UZ	200000028	8/25/2012	19.28
88107000	CAP Move-CWIP	UZ	200000028	8/25/2012	21.54
88107000	CAP Move-CWIP	UZ	200000028	8/25/2012	146.60
88107000	CAP Move-CWIP	UZ	200000028	8/25/2012	172.55
88107000	CAP Move-CWIP	UZ	200000028	8/25/2012	172.55
88107000	CAP Move-CWIP	UZ	200000028	8/25/2012	146.60
88107000	CAP Move-CWIP	UZ	200000028	8/25/2012	21.54
88107000	CAP Move-CWIP	UZ	200000028	8/25/2012	19.28
88107000	CAP Move-CWIP	UZ	200000028	8/25/2012	2.77
88107000	CAP Move-CWIP	UZ	200000028	8/25/2012	18.85
88107000	CAP Move-CWIP	UZ	200000028	8/25/2012	2.48
88107000	CAP Move-CWIP	UZ	200000028	8/25/2012	22.17
88107000	CAP Move-CWIP	UZ	200000028	8/25/2012	13.11
88107000	CAP Move-CWIP	UZ	200000028	8/25/2012	99.71
88107000	CAP Move-CWIP	UZ	200000028	8/25/2012	117.37
88107000	CAP Move-CWIP	UZ	200000028	8/25/2012	14.65
88107000	CAP Move-CWIP	UZ	200000028	8/25/2012	10.40
88107000	CAP Move-CWIP	UZ	200000028	8/25/2012	11.62
88107000	CAP Move-CWIP	UZ	200000028	8/25/2012	93.06
88107000	CAP Move-CWIP	UZ	200000028	8/25/2012	79.06
88107000	CAP Move-CWIP	UZ	200000027	8/25/2012	141.11
88107000	CAP Move-CWIP	UZ	200000028	8/25/2012	166.09
88107000	CAP Move-CWIP	UZ	200000028	8/25/2012	18.56
88107000	CAP Move-CWIP	UZ	200000028	8/25/2012	20.73
88107000	CAP Move-CWIP	UZ	200000028	8/25/2012	51.04
88107000	CAP Move-CWIP	UZ	200000028	8/25/2012	7.50
88107000	CAP Move-CWIP	UZ	200000028	8/25/2012	6.72
88107000	CAP Move-CWIP	UZ	200000028	8/25/2012	60.08
88107000	CAP Move-CWIP	UZ	200000027	8/25/2012	298.27
88107000	CAP Move-CWIP	UZ	200000028	8/25/2012	2,389.10
88107000	CAP Move-CWIP	UZ	200000028	8/25/2012	2,029.69
88107000	CAP Move-CWIP	UZ	200000028	8/25/2012	266.94
88107000	CAP Move-CWIP	UZ	200000028	8/25/2012	38.12

Kentucky American Water Company  
Case No. 2012-00520  
Response to PSC DR1, Item 31

Account	Description	Doc Type	Document Number	Posting Date	Amount
88107000	CAP Move-CWIP	UZ	2000000028	8/25/2012	34.12
88107000	CAP Move-CWIP	UZ	2000000028	8/25/2012	259.41
88107000	CAP Move-CWIP	UZ	2000000028	8/25/2012	305.35
88107000	CAP Move-CWIP	UZ	2000000028	8/25/2012	19.06
88107000	CAP Move-CWIP	UZ	2000000028	8/25/2012	152.67
88107000	CAP Move-CWIP	UZ	2000000028	8/25/2012	17.06
88107000	CAP Move-CWIP	UZ	2000000028	8/25/2012	129.71
88107000	CAP Move-CWIP	UZ	2000000028	8/25/2012	129.71
88107000	CAP Move-CWIP	UZ	2000000028	8/25/2012	152.67
88107000	CAP Move-CWIP	UZ	2000000028	8/25/2012	19.06
88107000	CAP Move-CWIP	UZ	2000000028	8/25/2012	17.06
88107000	CAP Move-CWIP	UZ	2000000028	8/25/2012	85.75
88107000	CAP Move-CWIP	UZ	2000000028	8/25/2012	76.74
88107000	CAP Move-CWIP	UZ	2000000028	8/25/2012	583.49
88107000	CAP Move-CWIP	UZ	2000000028	8/25/2012	686.82
88107000	CAP Move-CWIP	UZ	2000000028	8/25/2012	14.52
88107000	CAP Move-CWIP	UZ	2000000028	8/25/2012	16.22
88107000	CAP Move-CWIP	UZ	2000000028	8/25/2012	110.43
88107000	CAP Move-CWIP	UZ	2000000028	8/25/2012	129.99
88107000	CAP Move-CWIP	UZ	2000000028	8/25/2012	166.75
88107000	CAP Move-CWIP	UZ	2000000028	8/25/2012	18.63
88107000	CAP Move-CWIP	UZ	2000000028	8/25/2012	141.66
88107000	CAP Move-CWIP	UZ	2000000028	8/25/2012	20.82
88107000	CAP Move-CWIP	UZ	2000000028	8/25/2012	8.02
88107000	CAP Move-CWIP	UZ	2000000028	8/25/2012	6.81
88107000	CAP Move-CWIP	UZ	2000000028	8/25/2012	0.90
88107000	CAP Move-CWIP	UZ	2000000028	8/25/2012	1.00
88107000	CAP Move-CWIP	UZ	2000000028	8/25/2012	18.41
88107000	CAP Move-CWIP	UZ	2000000028	8/25/2012	21.67
88107000	CAP Move-CWIP	UZ	2000000028	8/25/2012	2.70
88107000	CAP Move-CWIP	UZ	2000000028	8/25/2012	2.42
88107000	CAP Move-CWIP	UZ	2000000028	8/25/2012	75.17
88107000	CAP Move-CWIP	UZ	2000000028	8/25/2012	83.99
88107000	CAP Move-CWIP	UZ	2000000028	8/25/2012	672.75
88107000	CAP Move-CWIP	UZ	2000000028	8/25/2012	571.54
88107000	CAP Move-CWIP	UZ	2000000028	8/25/2012	28.75
88107000	CAP Move-CWIP	UZ	2000000028	8/25/2012	230.26
88107000	CAP Move-CWIP	UZ	2000000028	8/25/2012	25.73
88107000	CAP Move-CWIP	UZ	2000000028	8/25/2012	195.62
88107000	CAP Move-CWIP	UZ	2000000028	8/25/2012	54.25
88107000	CAP Move-CWIP	UZ	2000000028	8/25/2012	485.46
88107000	CAP Move-CWIP	UZ	2000000028	8/25/2012	60.61
88107000	CAP Move-CWIP	UZ	2000000028	8/25/2012	412.43
88107000	CAP Move-CWIP	UZ	2000000028	8/25/2012	222.82
88107000	CAP Move-CWIP	UZ	2000000028	8/25/2012	27.81
88107000	CAP Move-CWIP	UZ	2000000028	8/25/2012	189.29
88107000	CAP Move-CWIP	UZ	2000000028	8/25/2012	24.90
88107000	CAP Move-CWIP	UZ	2000000028	8/25/2012	12.07
88107000	CAP Move-CWIP	UZ	2000000028	8/25/2012	108.04
88107000	CAP Move-CWIP	UZ	2000000028	8/25/2012	13.48
88107000	CAP Move-CWIP	UZ	2000000028	8/25/2012	91.78
88107000	CAP Move-CWIP	UZ	2000000028	8/25/2012	31.59
88107000	CAP Move-CWIP	UZ	2000000028	8/25/2012	240.20
88107000	CAP Move-CWIP	UZ	2000000028	8/25/2012	35.30
88107000	CAP Move-CWIP	UZ	2000000028	8/25/2012	282.73
88107000	CAP Move-CWIP	UZ	2000000028	8/25/2012	93.06
88107000	CAP Move-CWIP	UZ	2000000028	8/25/2012	633.32
88107000	CAP Move-CWIP	UZ	2000000028	8/25/2012	83.29
88107000	CAP Move-CWIP	UZ	2000000028	8/25/2012	745.46
88107000	CAP Move-CWIP	UZ	2000000028	8/25/2012	22.92
88107000	CAP Move-CWIP	UZ	2000000028	8/25/2012	155.98
88107000	CAP Move-CWIP	UZ	2000000028	8/25/2012	183.60
88107000	CAP Move-CWIP	UZ	2000000028	8/25/2012	20.51
88107000	CAP Move-CWIP	UZ	2000000028	8/25/2012	7.73
88107000	CAP Move-CWIP	UZ	2000000028	8/25/2012	69.24
88107000	CAP Move-CWIP	UZ	2000000028	8/25/2012	58.83
88107000	CAP Move-CWIP	UZ	2000000028	8/25/2012	8.65
88107000	CAP Move-CWIP	UZ	2000000028	8/25/2012	37.23
88107000	CAP Move-CWIP	UZ	2000000028	8/25/2012	253.40
88107000	CAP Move-CWIP	UZ	2000000028	8/25/2012	33.32
88107000	CAP Move-CWIP	UZ	2000000028	8/25/2012	298.27
88107000	CAP Move-CWIP	UZ	2000000028	8/25/2012	60.08
88107000	CAP Move-CWIP	UZ	2000000028	8/25/2012	51.03
88107000	CAP Move-CWIP	UZ	2000000028	8/25/2012	2,439.74
88107000	CAP Move-CWIP	UZ	2000000028	8/25/2012	7.50
88107000	CAP Move-CWIP	UZ	2000000028	8/25/2012	6.71
88107000	CAP Move-CWIP	UZ	2000000028	8/25/2012	121.12

Kentucky American Water Company  
Case No. 2012-00520  
Response to PSC DR1, Item 31

Account	Description	Doc Type	Document Number	Posting Date	Amount
88107000	CAP Move-CWIP	UZ	2000000028	8/25/2012	15.93
88107000	CAP Move-CWIP	UZ	2000000028	8/25/2012	17.80
88107000	CAP Move-CWIP	UZ	2000000028	8/25/2012	142.56
88107000	CAP Move-CWIP	UZ	2000000028	8/25/2012	6.25
88107000	CAP Move-CWIP	UZ	2000000028	8/25/2012	50.06
88107000	CAP Move-CWIP	UZ	2000000028	8/25/2012	5.59
88107000	CAP Move-CWIP	UZ	2000000028	8/25/2012	42.53
88107000	CAP Move-CWIP	UZ	2000000028	8/25/2012	93.34
88107000	CAP Move-CWIP	UZ	2000000028	8/25/2012	79.31
88107000	CAP Move-CWIP	UZ	2000000028	8/25/2012	10.43
88107000	CAP Move-CWIP	UZ	2000000028	8/25/2012	11.65
88107000	CAP Move-CWIP	UZ	2000000028	8/25/2012	1.67
88107000	CAP Move-CWIP	UZ	2000000028	8/25/2012	13.33
88107000	CAP Move-CWIP	UZ	2000000028	8/25/2012	1.49
88107000	CAP Move-CWIP	UZ	2000000028	8/25/2012	11.33
88107000	CAP Move-CWIP	UZ	2000000028	8/25/2012	34.63
88107000	CAP Move-CWIP	UZ	2000000028	8/25/2012	263.27
88107000	CAP Move-CWIP	UZ	2000000028	8/25/2012	309.89
88107000	CAP Move-CWIP	UZ	2000000028	8/25/2012	38.69
88257100	CAP Move-RWIP	UZ	2000000028	8/25/2012	20.50
88257100	CAP Move-RWIP	UZ	2000000028	8/25/2012	2.70
88257100	CAP Move-RWIP	UZ	2000000028	8/25/2012	24.13
88257100	CAP Move-RWIP	UZ	2000000028	8/25/2012	3.01
88257100	CAP Move-RWIP	UZ	2000000028	8/25/2012	0.34
88257100	CAP Move-RWIP	UZ	2000000028	8/25/2012	3.08
88257100	CAP Move-RWIP	UZ	2000000028	8/25/2012	0.39
88257100	CAP Move-RWIP	UZ	2000000028	8/25/2012	2.62
88257100	CAP Move-RWIP	UZ	2000000027	8/25/2012	0.17
88257100	CAP Move-RWIP	UZ	2000000028	8/25/2012	1.31
88257100	CAP Move-RWIP	UZ	2000000028	8/25/2012	0.19
88257100	CAP Move-RWIP	UZ	2000000028	8/25/2012	1.54
88257100	CAP Move-RWIP	UZ	2000000028	8/25/2012	1.31
88257100	CAP Move-RWIP	UZ	2000000028	8/25/2012	1.54
88257100	CAP Move-RWIP	UZ	2000000028	8/25/2012	0.17
88257100	CAP Move-RWIP	UZ	2000000028	8/25/2012	0.19
88257100	CAP Move-RWIP	UZ	2000000028	8/25/2012	74.91
88257100	CAP Move-RWIP	UZ	2000000028	8/25/2012	63.65
88257100	CAP Move-RWIP	UZ	2000000028	8/25/2012	9.35
88257100	CAP Move-RWIP	UZ	2000000028	8/25/2012	8.37
88257100	CAP Move-RWIP	UZ	2000000028	8/25/2012	3.60
88257100	CAP Move-RWIP	UZ	2000000028	8/25/2012	3.06
88257100	CAP Move-RWIP	UZ	2000000028	8/25/2012	0.45
88257100	CAP Move-RWIP	UZ	2000000028	8/25/2012	0.40
88257100	CAP Move-RWIP	UZ	2000000028	8/25/2012	12.91
88257100	CAP Move-RWIP	UZ	2000000028	8/25/2012	11.56
88257100	CAP Move-RWIP	UZ	2000000028	8/25/2012	103.45
88257100	CAP Move-RWIP	UZ	2000000028	8/25/2012	87.89
88257100	CAP Move-RWIP	UZ	2000000028	8/25/2012	27.23
88257100	CAP Move-RWIP	UZ	2000000028	8/25/2012	218.11
88257100	CAP Move-RWIP	UZ	2000000028	8/25/2012	185.29
88257100	CAP Move-RWIP	UZ	2000000028	8/25/2012	24.37
88257100	CAP Move-RWIP	UZ	2000000028	8/25/2012	2.02
88257100	CAP Move-RWIP	UZ	2000000028	8/25/2012	13.72
88257100	CAP Move-RWIP	UZ	2000000028	8/25/2012	1.80
88257100	CAP Move-RWIP	UZ	2000000028	8/25/2012	16.14
88257100	CAP Move-RWIP	UZ	2000000028	8/25/2012	4.72
88257100	CAP Move-RWIP	UZ	2000000028	8/25/2012	35.89
88257100	CAP Move-RWIP	UZ	2000000028	8/25/2012	42.25
88257100	CAP Move-RWIP	UZ	2000000028	8/25/2012	5.27
88257100	CAP Move-RWIP	UZ	2000000028	8/25/2012	94.63
88257100	CAP Move-RWIP	UZ	2000000028	8/25/2012	13.91
88257100	CAP Move-RWIP	UZ	2000000028	8/25/2012	111.39
88257100	CAP Move-RWIP	UZ	2000000028	8/25/2012	12.45
88257100	CAP Move-RWIP	UZ	2000000028	8/25/2012	3.07
88257100	CAP Move-RWIP	UZ	2000000028	8/25/2012	27.43
88257100	CAP Move-RWIP	UZ	2000000028	8/25/2012	3.43
88257100	CAP Move-RWIP	UZ	2000000028	8/25/2012	23.31
88257100	CAP Move-RWIP	UZ	2000000027	8/25/2012	1.29
88257100	CAP Move-RWIP	UZ	2000000028	8/25/2012	1.16
88257100	CAP Move-RWIP	UZ	2000000028	8/25/2012	8.79
88257100	CAP Move-RWIP	UZ	2000000028	8/25/2012	10.35
88900000	CAP Move-Settlement	UZ	2000000028	8/25/2012	(8.78)
88900000	CAP Move-Settlement	UZ	2000000028	8/25/2012	(70.36)
88900000	CAP Move-Settlement	UZ	2000000028	8/25/2012	(7.86)
88900000	CAP Move-Settlement	UZ	2000000028	8/25/2012	(59.78)
88900000	CAP Move-Settlement	UZ	2000000028	8/25/2012	(79.06)
88900000	CAP Move-Settlement	UZ	2000000028	8/25/2012	(633.24)

Kentucky American Water Company  
Case No. 2012-00520  
Response to PSC DR1, Item 31

Account	Description	Doc Type	Document Number	Posting Date	Amount
88900000	CAP Move-Settlement	UZ	2000000028	8/25/2012	(70.75)
88900000	CAP Move-Settlement	UZ	2000000028	8/25/2012	(537.97)
88900000	CAP Move-Settlement	UZ	2000000028	8/25/2012	(172.55)
88900000	CAP Move-Settlement	UZ	2000000028	8/25/2012	(19.28)
88900000	CAP Move-Settlement	UZ	2000000028	8/25/2012	(146.60)
88900000	CAP Move-Settlement	UZ	2000000028	8/25/2012	(21.54)
88900000	CAP Move-Settlement	UZ	2000000028	8/25/2012	(19.28)
88900000	CAP Move-Settlement	UZ	2000000028	8/25/2012	(172.55)
88900000	CAP Move-Settlement	UZ	2000000028	8/25/2012	(146.60)
88900000	CAP Move-Settlement	UZ	2000000028	8/25/2012	(21.54)
88900000	CAP Move-Settlement	UZ	2000000028	8/25/2012	(2.77)
88900000	CAP Move-Settlement	UZ	2000000028	8/25/2012	(22.17)
88900000	CAP Move-Settlement	UZ	2000000028	8/25/2012	(18.85)
88900000	CAP Move-Settlement	UZ	2000000028	8/25/2012	(2.48)
88900000	CAP Move-Settlement	UZ	2000000027	8/25/2012	(99.71)
88900000	CAP Move-Settlement	UZ	2000000028	8/25/2012	(14.65)
88900000	CAP Move-Settlement	UZ	2000000028	8/25/2012	(13.11)
88900000	CAP Move-Settlement	UZ	2000000028	8/25/2012	(117.37)
88900000	CAP Move-Settlement	UZ	2000000028	8/25/2012	(79.06)
88900000	CAP Move-Settlement	UZ	2000000028	8/25/2012	(93.06)
88900000	CAP Move-Settlement	UZ	2000000028	8/25/2012	(10.40)
88900000	CAP Move-Settlement	UZ	2000000028	8/25/2012	(11.62)
88900000	CAP Move-Settlement	UZ	2000000027	8/25/2012	(20.73)
88900000	CAP Move-Settlement	UZ	2000000028	8/25/2012	(18.56)
88900000	CAP Move-Settlement	UZ	2000000028	8/25/2012	(166.09)
88900000	CAP Move-Settlement	UZ	2000000028	8/25/2012	(141.11)
88900000	CAP Move-Settlement	UZ	2000000028	8/25/2012	(7.50)
88900000	CAP Move-Settlement	UZ	2000000028	8/25/2012	(51.04)
88900000	CAP Move-Settlement	UZ	2000000028	8/25/2012	(6.72)
88900000	CAP Move-Settlement	UZ	2000000028	8/25/2012	(60.08)
88900000	CAP Move-Settlement	UZ	2000000027	8/25/2012	(2,413.23)
88900000	CAP Move-Settlement	UZ	2000000028	8/25/2012	(2,050.19)
88900000	CAP Move-Settlement	UZ	2000000028	8/25/2012	(301.28)
88900000	CAP Move-Settlement	UZ	2000000028	8/25/2012	(269.64)
88900000	CAP Move-Settlement	UZ	2000000027	8/25/2012	(38.51)
88900000	CAP Move-Settlement	UZ	2000000028	8/25/2012	(34.46)
88900000	CAP Move-Settlement	UZ	2000000028	8/25/2012	(262.03)
88900000	CAP Move-Settlement	UZ	2000000028	8/25/2012	(308.43)
88900000	CAP Move-Settlement	UZ	2000000028	8/25/2012	(19.25)
88900000	CAP Move-Settlement	UZ	2000000028	8/25/2012	(131.02)
88900000	CAP Move-Settlement	UZ	2000000028	8/25/2012	(17.23)
88900000	CAP Move-Settlement	UZ	2000000028	8/25/2012	(154.21)
88900000	CAP Move-Settlement	UZ	2000000028	8/25/2012	(17.23)
88900000	CAP Move-Settlement	UZ	2000000028	8/25/2012	(154.21)
88900000	CAP Move-Settlement	UZ	2000000028	8/25/2012	(19.25)
88900000	CAP Move-Settlement	UZ	2000000028	8/25/2012	(131.02)
88900000	CAP Move-Settlement	UZ	2000000028	8/25/2012	(76.74)
88900000	CAP Move-Settlement	UZ	2000000028	8/25/2012	(85.75)
88900000	CAP Move-Settlement	UZ	2000000028	8/25/2012	(686.82)
88900000	CAP Move-Settlement	UZ	2000000028	8/25/2012	(583.49)
88900000	CAP Move-Settlement	UZ	2000000028	8/25/2012	(16.22)
88900000	CAP Move-Settlement	UZ	2000000028	8/25/2012	(14.52)
88900000	CAP Move-Settlement	UZ	2000000028	8/25/2012	(110.43)
88900000	CAP Move-Settlement	UZ	2000000028	8/25/2012	(129.99)
88900000	CAP Move-Settlement	UZ	2000000028	8/25/2012	(205.31)
88900000	CAP Move-Settlement	UZ	2000000028	8/25/2012	(30.17)
88900000	CAP Move-Settlement	UZ	2000000028	8/25/2012	(27.00)
88900000	CAP Move-Settlement	UZ	2000000028	8/25/2012	(241.66)
88900000	CAP Move-Settlement	UZ	2000000028	8/25/2012	(1.30)
88900000	CAP Move-Settlement	UZ	2000000028	8/25/2012	(1.45)
88900000	CAP Move-Settlement	UZ	2000000028	8/25/2012	(11.62)
88900000	CAP Move-Settlement	UZ	2000000028	8/25/2012	(9.87)
88900000	CAP Move-Settlement	UZ	2000000028	8/25/2012	(21.67)
88900000	CAP Move-Settlement	UZ	2000000028	8/25/2012	(18.41)
88900000	CAP Move-Settlement	UZ	2000000028	8/25/2012	(2.70)
88900000	CAP Move-Settlement	UZ	2000000028	8/25/2012	(2.42)
88900000	CAP Move-Settlement	UZ	2000000028	8/25/2012	(75.17)
88900000	CAP Move-Settlement	UZ	2000000028	8/25/2012	(83.99)
88900000	CAP Move-Settlement	UZ	2000000028	8/25/2012	(571.54)
88900000	CAP Move-Settlement	UZ	2000000028	8/25/2012	(672.75)
88900000	CAP Move-Settlement	UZ	2000000028	8/25/2012	(333.71)
88900000	CAP Move-Settlement	UZ	2000000028	8/25/2012	(283.51)
88900000	CAP Move-Settlement	UZ	2000000028	8/25/2012	(41.66)
88900000	CAP Move-Settlement	UZ	2000000028	8/25/2012	(37.29)
88900000	CAP Move-Settlement	UZ	2000000028	8/25/2012	(597.72)
88900000	CAP Move-Settlement	UZ	2000000028	8/25/2012	(703.57)
88900000	CAP Move-Settlement	UZ	2000000028	8/25/2012	(87.84)

Kentucky American Water Company  
Case No. 2012-00520  
Response to PSC DR1, Item 31

Account	Description	Doc Type	Document Number	Posting Date	Amount
88900000	CAP Move-Settlement	UZ	2000000028	8/25/2012	(78.62)
88900000	CAP Move-Settlement	UZ	2000000028	8/25/2012	(189.29)
88900000	CAP Move-Settlement	UZ	2000000028	8/25/2012	(27.81)
88900000	CAP Move-Settlement	UZ	2000000028	8/25/2012	(24.90)
88900000	CAP Move-Settlement	UZ	2000000028	8/25/2012	(222.82)
88900000	CAP Move-Settlement	UZ	2000000027	8/25/2012	(105.50)
88900000	CAP Move-Settlement	UZ	2000000028	8/25/2012	(15.50)
88900000	CAP Move-Settlement	UZ	2000000028	8/25/2012	(124.18)
88900000	CAP Move-Settlement	UZ	2000000028	8/25/2012	(13.87)
88900000	CAP Move-Settlement	UZ	2000000028	8/25/2012	(36.31)
88900000	CAP Move-Settlement	UZ	2000000028	8/25/2012	(40.57)
88900000	CAP Move-Settlement	UZ	2000000028	8/25/2012	(324.98)
88900000	CAP Move-Settlement	UZ	2000000028	8/25/2012	(276.09)
88900000	CAP Move-Settlement	UZ	2000000028	8/25/2012	(106.97)
88900000	CAP Move-Settlement	UZ	2000000028	8/25/2012	(95.74)
88900000	CAP Move-Settlement	UZ	2000000028	8/25/2012	(727.95)
88900000	CAP Move-Settlement	UZ	2000000028	8/25/2012	(856.85)
88900000	CAP Move-Settlement	UZ	2000000028	8/25/2012	(26.35)
88900000	CAP Move-Settlement	UZ	2000000028	8/25/2012	(179.29)
88900000	CAP Move-Settlement	UZ	2000000028	8/25/2012	(23.58)
88900000	CAP Move-Settlement	UZ	2000000028	8/25/2012	(211.03)
88900000	CAP Move-Settlement	UZ	2000000028	8/25/2012	(9.94)
88900000	CAP Move-Settlement	UZ	2000000028	8/25/2012	(79.59)
88900000	CAP Move-Settlement	UZ	2000000028	8/25/2012	(67.62)
88900000	CAP Move-Settlement	UZ	2000000028	8/25/2012	(8.89)
88900000	CAP Move-Settlement	UZ	2000000028	8/25/2012	(253.40)
88900000	CAP Move-Settlement	UZ	2000000028	8/25/2012	(33.32)
88900000	CAP Move-Settlement	UZ	2000000028	8/25/2012	(37.23)
88900000	CAP Move-Settlement	UZ	2000000028	8/25/2012	(298.27)
88900000	CAP Move-Settlement	UZ	2000000028	8/25/2012	(2,439.74)
88900000	CAP Move-Settlement	UZ	2000000028	8/25/2012	(6.71)
88900000	CAP Move-Settlement	UZ	2000000028	8/25/2012	(60.08)
88900000	CAP Move-Settlement	UZ	2000000028	8/25/2012	(7.50)
88900000	CAP Move-Settlement	UZ	2000000028	8/25/2012	(51.03)
88900000	CAP Move-Settlement	UZ	2000000028	8/25/2012	(121.12)
88900000	CAP Move-Settlement	UZ	2000000028	8/25/2012	(15.93)
88900000	CAP Move-Settlement	UZ	2000000028	8/25/2012	(142.56)
88900000	CAP Move-Settlement	UZ	2000000028	8/25/2012	(17.80)
88900000	CAP Move-Settlement	UZ	2000000028	8/25/2012	(50.06)
88900000	CAP Move-Settlement	UZ	2000000028	8/25/2012	(42.53)
88900000	CAP Move-Settlement	UZ	2000000028	8/25/2012	(6.25)
88900000	CAP Move-Settlement	UZ	2000000028	8/25/2012	(5.59)
88900000	CAP Move-Settlement	UZ	2000000027	8/25/2012	(93.34)
88900000	CAP Move-Settlement	UZ	2000000028	8/25/2012	(79.31)
88900000	CAP Move-Settlement	UZ	2000000028	8/25/2012	(10.43)
88900000	CAP Move-Settlement	UZ	2000000028	8/25/2012	(11.65)
88900000	CAP Move-Settlement	UZ	2000000028	8/25/2012	(1.49)
88900000	CAP Move-Settlement	UZ	2000000028	8/25/2012	(1.67)
88900000	CAP Move-Settlement	UZ	2000000028	8/25/2012	(13.33)
88900000	CAP Move-Settlement	UZ	2000000028	8/25/2012	(11.33)
88900000	CAP Move-Settlement	UZ	2000000028	8/25/2012	(263.27)
88900000	CAP Move-Settlement	UZ	2000000028	8/25/2012	(38.69)
88900000	CAP Move-Settlement	UZ	2000000028	8/25/2012	(34.63)
88900000	CAP Move-Settlement	UZ	2000000028	8/25/2012	(309.89)
54140000	Rents-Equip	KR	5000000757	8/26/2012	1,351.29
54140000	Rents-Equip	KR	5000000758	8/26/2012	193.40
40111000	Res Sales Billed	ZA	9400000340	8/27/2012	27.83
40111000	Res Sales Billed	ZA	9400000340	8/27/2012	(2.37)
40111000	Res Sales Billed	ZA	9400000340	8/27/2012	(200,264.83)
40121000	Com Sales Billed	ZA	9400000340	8/27/2012	(52,680.75)
40145000	Priv Fire Billed	ZA	9400000340	8/27/2012	(3,049.42)
40151000	Publ Auth Billed	ZA	9400000340	8/27/2012	35,653.24
40211000	Dom WW Svc Billed	ZA	9400000340	8/27/2012	(5.53)
40310300	OthRev-CFO	DR	4000000226	8/27/2012	(137,220.69)
40310400	OthRev-NSF Ck Chrg	ZA	9400000340	8/27/2012	(144.00)
40310500	OthRev-Appl/InitFee	ZA	9400000340	8/27/2012	(1,976.00)
40310700	OthRev-Reconnct Fee	ZA	9400000340	8/27/2012	(650.00)
50423000	ESPP Expense	SA	100000837	8/27/2012	812.83
51510000	Purchased Power	ZN	5000000777	8/27/2012	83.93
52000000	M&S Expense (O&M)	WA	5000000759	8/27/2012	41.30
52000000	M&S Expense (O&M)	WA	5000000759	8/27/2012	77.35
52000000	M&S Expense (O&M)	WA	5000000759	8/27/2012	87.51
52000000	M&S Expense (O&M)	WA	5000000759	8/27/2012	123.67
52000000	M&S Expense (O&M)	WA	5000000760	8/27/2012	31.30
52000000	M&S Expense (O&M)	WA	5000000761	8/27/2012	304.60
52000000	M&S Expense (O&M)	WA	5000000768	8/27/2012	5,202.47
52500000	Misc Expense (O&M)	WE	5000000774	8/27/2012	281.96

Kentucky American Water Company  
Case No. 2012-00520  
Response to PSC DR1, Item 31

Account	Description	Doc Type	Document Number	Posting Date	Amount
52500000	Misc Expense (O&M)	WE	5000000775	8/27/2012	1,127.84
52520000	Collection Agencies	KR	5000000776	8/27/2012	410.19
52546000	Grounds Keeping	KR	5000000769	8/27/2012	998.52
52546000	Grounds Keeping	KR	5000000770	8/27/2012	159.00
52546000	Grounds Keeping	KR	5000000771	8/27/2012	181.26
52546000	Grounds Keeping	KR	5000000772	8/27/2012	1,203.98
52546000	Grounds Keeping	KR	5000000773	8/27/2012	2,738.33
57010000	Uncoll Accts Exp	ZA	9400000340	8/27/2012	(167.57)
72801100	Adv Rcpt Non-Srv Clr	DR	4000000235	8/27/2012	(20,447.00)
72802100	CIAC Rcpt Non-SrvClr	DR	4000000237	8/27/2012	(29,182.00)
88106000	CAP Move-CCNC	UN	2000000029	8/27/2012	16,272.58
88106000	CAP Move-CCNC	UN	2000000029	8/27/2012	20,921.89
88106000	CAP Move-CCNC	UN	2000000029	8/27/2012	9,298.61
88106000	CAP Move-CCNC	UN	2000000029	8/27/2012	8,933.31
88106000	CAP Move-CCNC	UN	2000000029	8/27/2012	4,466.65
88106000	CAP Move-CCNC	UN	2000000029	8/27/2012	4,466.65
88106000	CAP Move-CCNC	UN	2000000029	8/27/2012	131.92
88106000	CAP Move-CCNC	UN	2000000029	8/27/2012	87.94
88106000	CAP Move-CCNC	UN	2000000029	8/27/2012	219.87
88106000	CAP Move-CCNC	UN	2000000029	8/27/2012	1,693.79
88106000	CAP Move-CCNC	UN	2000000029	8/27/2012	9,369.94
88106000	CAP Move-CCNC	UN	2000000029	8/27/2012	(0.01)
88106000	CAP Move-CCNC	UN	2000000029	8/27/2012	(0.01)
88106000	CAP Move-CCNC	UN	2000000029	8/27/2012	6,236.58
88106000	CAP Move-CCNC	UN	2000000029	8/27/2012	4,352.74
88106000	CAP Move-CCNC	UN	2000000029	8/27/2012	(29,000.00)
88106000	CAP Move-CCNC	UN	2000000029	8/27/2012	1,240.18
88106000	CAP Move-CCNC	UN	2000000029	8/27/2012	7,875.98
88106000	CAP Move-CCNC	UN	2000000029	8/27/2012	8,976.44
88106000	CAP Move-CCNC	UN	2000000029	8/27/2012	6,858.52
88106000	CAP Move-CCNC	UN	2000000029	8/27/2012	404.00
88106000	CAP Move-CCNC	UN	2000000029	8/27/2012	(733.73)
88106000	CAP Move-CCNC	UN	2000000029	8/27/2012	5,307.92
88106000	CAP Move-CCNC	UN	2000000029	8/27/2012	33,913.22
88106000	CAP Move-CCNC	UN	2000000029	8/27/2012	1,241.62
88106000	CAP Move-CCNC	UN	2000000029	8/27/2012	3,616.65
88106000	CAP Move-CCNC	UN	2000000029	8/27/2012	5,490.19
88106000	CAP Move-CCNC	UN	2000000029	8/27/2012	21,410.66
88106000	CAP Move-CCNC	UN	2000000029	8/27/2012	21,410.90
88106000	CAP Move-CCNC	UN	2000000029	8/27/2012	21,410.66
88106000	CAP Move-CCNC	UN	2000000029	8/27/2012	6,093.14
88106000	CAP Move-CCNC	UN	2000000029	8/27/2012	6,093.14
88106000	CAP Move-CCNC	UN	2000000029	8/27/2012	6,093.14
88106000	CAP Move-CCNC	UN	2000000029	8/27/2012	43,483.37
88106000	CAP Move-CCNC	UN	2000000029	8/27/2012	17,811.47
88106000	CAP Move-CCNC	UN	2000000029	8/27/2012	18,038.39
88106000	CAP Move-CCNC	UN	2000000029	8/27/2012	15,536.14
88106000	CAP Move-CCNC	UN	2000000029	8/27/2012	50,132.24
88106000	CAP Move-CCNC	UN	2000000029	8/27/2012	48,440.03
88106000	CAP Move-CCNC	UN	2000000029	8/27/2012	3,707.43
88106000	CAP Move-CCNC	UN	2000000029	8/27/2012	2,853.11
88106000	CAP Move-CCNC	UN	2000000029	8/27/2012	5,280.22
88106000	CAP Move-CCNC	UN	2000000029	8/27/2012	85,295.75
88106000	CAP Move-CCNC	UN	2000000029	8/27/2012	1,668.26
88106000	CAP Move-CCNC	UN	2000000029	8/27/2012	46,940.74
88106000	CAP Move-CCNC	UN	2000000029	8/27/2012	10,856.14
88106000	CAP Move-CCNC	UN	2000000029	8/27/2012	1,673.19
88106000	CAP Move-CCNC	UN	2000000029	8/27/2012	1,977.95
88106000	CAP Move-CCNC	UN	2000000029	8/27/2012	5,936.27
88106000	CAP Move-CCNC	UN	2000000029	8/27/2012	9,586.85
88106000	CAP Move-CCNC	UN	2000000029	8/27/2012	6,757.19
88106000	CAP Move-CCNC	UN	2000000029	8/27/2012	8,247.10
88106000	CAP Move-CCNC	UN	2000000029	8/27/2012	10,026.49
88106000	CAP Move-CCNC	UN	2000000029	8/27/2012	3,633.62
88106000	CAP Move-CCNC	UN	2000000029	8/27/2012	31.11
88106000	CAP Move-CCNC	UN	2000000029	8/27/2012	8,445.04
88106000	CAP Move-CCNC	UN	2000000029	8/27/2012	1,839.79
88106000	CAP Move-CCNC	UN	2000000029	8/27/2012	12,834.01
88106000	CAP Move-CCNC	UN	2000000029	8/27/2012	14,048.90
88106000	CAP Move-CCNC	UN	2000000029	8/27/2012	4,178.20
88106000	CAP Move-CCNC	UN	2000000029	8/27/2012	10,026.36
88106000	CAP Move-CCNC	UN	2000000029	8/27/2012	10,398.39
88106000	CAP Move-CCNC	UN	2000000029	8/27/2012	10,366.04
88106000	CAP Move-CCNC	UN	2000000029	8/27/2012	65,662.33
88106000	CAP Move-CCNC	UN	2000000029	8/27/2012	31,104.75
88106000	CAP Move-CCNC	UN	2000000029	8/27/2012	50,299.56
88106000	CAP Move-CCNC	UN	2000000029	8/27/2012	13,154.48

Kentucky American Water Company  
Case No. 2012-00520  
Response to PSC DR1, Item 31

Account	Description	Doc Type	Document Number	Posting Date	Amount
88106000	CAP Move-CCNC	UN	2000000029	8/27/2012	19,604.91
88106000	CAP Move-CCNC	UN	2000000029	8/27/2012	19,029.46
88106000	CAP Move-CCNC	UN	2000000029	8/27/2012	15,443.66
88106000	CAP Move-CCNC	UN	2000000029	8/27/2012	17,497.93
88106000	CAP Move-CCNC	UN	2000000029	8/27/2012	16,615.38
88106000	CAP Move-CCNC	UN	2000000029	8/27/2012	11,711.91
88106000	CAP Move-CCNC	UN	2000000029	8/27/2012	10,686.21
88106000	CAP Move-CCNC	UN	2000000029	8/27/2012	11,489.29
88106000	CAP Move-CCNC	UN	2000000029	8/27/2012	62,280.78
88106000	CAP Move-CCNC	UN	2000000029	8/27/2012	61,044.64
88106000	CAP Move-CCNC	UN	2000000029	8/27/2012	61,108.50
88106000	CAP Move-CCNC	UN	2000000029	8/27/2012	4.53
88106000	CAP Move-CCNC	UN	2000000029	8/27/2012	1,686.42
88106000	CAP Move-CCNC	UN	2000000029	8/27/2012	61,995.80
88106000	CAP Move-CCNC	UN	2000000029	8/27/2012	12,005.34
88106000	CAP Move-CCNC	UN	2000000029	8/27/2012	11,896.68
88106000	CAP Move-CCNC	UN	2000000029	8/27/2012	80,532.74
88106000	CAP Move-CCNC	UN	2000000029	8/27/2012	13,272.54
88106000	CAP Move-CCNC	UN	2000000029	8/27/2012	1,731.68
88106000	CAP Move-CCNC	UN	2000000029	8/27/2012	613.85
88106000	CAP Move-CCNC	UN	2000000029	8/27/2012	634.58
88106000	CAP Move-CCNC	UN	2000000029	8/27/2012	650.31
88106000	CAP Move-CCNC	UN	2000000029	8/27/2012	3,681.25
88106000	CAP Move-CCNC	UN	2000000029	8/27/2012	3,681.25
88106000	CAP Move-CCNC	UN	2000000029	8/27/2012	3,681.25
88106000	CAP Move-CCNC	UN	2000000029	8/27/2012	663.33
88106000	CAP Move-CCNC	UN	2000000029	8/27/2012	5,908.01
88106000	CAP Move-CCNC	UN	2000000029	8/27/2012	27.19
88106000	CAP Move-CCNC	UN	2000000029	8/27/2012	141.45
88106000	CAP Move-CCNC	UN	2000000029	8/27/2012	233.37
88106000	CAP Move-CCNC	UN	2000000029	8/27/2012	6,540.68
88106000	CAP Move-CCNC	UN	2000000029	8/27/2012	6,540.68
88106000	CAP Move-CCNC	UN	2000000029	8/27/2012	6,540.68
88106000	CAP Move-CCNC	UN	2000000029	8/27/2012	3,128.84
88106000	CAP Move-CCNC	UN	2000000029	8/27/2012	3,128.83
88106000	CAP Move-CCNC	UN	2000000029	8/27/2012	3,128.83
88106000	CAP Move-CCNC	UN	2000000029	8/27/2012	6,159.08
88106000	CAP Move-CCNC	UN	2000000029	8/27/2012	5,391.86
88106000	CAP Move-CCNC	UN	2000000029	8/27/2012	4,894.67
88106000	CAP Move-CCNC	UN	2000000029	8/27/2012	4,894.68
88106000	CAP Move-CCNC	UN	2000000029	8/27/2012	4,894.68
88107000	CAP Move-CWIP	UN	2000000029	8/27/2012	(46,493.08)
88107000	CAP Move-CWIP	UN	2000000029	8/27/2012	(17,866.61)
88107000	CAP Move-CWIP	UN	2000000029	8/27/2012	(439.73)
88107000	CAP Move-CWIP	UN	2000000029	8/27/2012	(1,693.79)
88107000	CAP Move-CWIP	UN	2000000029	8/27/2012	(9,369.94)
88107000	CAP Move-CWIP	UN	2000000029	8/27/2012	0.02
88107000	CAP Move-CWIP	UN	2000000029	8/27/2012	(10,589.32)
88107000	CAP Move-CWIP	UN	2000000029	8/27/2012	29,000.00
88107000	CAP Move-CWIP	UN	2000000029	8/27/2012	(1,240.18)
88107000	CAP Move-CWIP	UN	2000000029	8/27/2012	(7,875.98)
88107000	CAP Move-CWIP	UN	2000000029	8/27/2012	(8,976.44)
88107000	CAP Move-CWIP	UN	2000000029	8/27/2012	(6,858.52)
88107000	CAP Move-CWIP	UN	2000000029	8/27/2012	(404.00)
88107000	CAP Move-CWIP	UN	2000000029	8/27/2012	733.73
88107000	CAP Move-CWIP	UN	2000000029	8/27/2012	(5,307.92)
88107000	CAP Move-CWIP	UN	2000000029	8/27/2012	(33,913.22)
88107000	CAP Move-CWIP	UN	2000000029	8/27/2012	(1,241.62)
88107000	CAP Move-CWIP	UN	2000000029	8/27/2012	(3,616.65)
88107000	CAP Move-CWIP	UN	2000000029	8/27/2012	(5,490.19)
88107000	CAP Move-CWIP	UN	2000000029	8/27/2012	(21,410.66)
88107000	CAP Move-CWIP	UN	2000000029	8/27/2012	(21,410.90)
88107000	CAP Move-CWIP	UN	2000000029	8/27/2012	(21,410.66)
88107000	CAP Move-CWIP	UN	2000000029	8/27/2012	(6,093.14)
88107000	CAP Move-CWIP	UN	2000000029	8/27/2012	(6,093.14)
88107000	CAP Move-CWIP	UN	2000000029	8/27/2012	(6,093.14)
88107000	CAP Move-CWIP	UN	2000000029	8/27/2012	(43,483.37)
88107000	CAP Move-CWIP	UN	2000000029	8/27/2012	(17,811.47)
88107000	CAP Move-CWIP	UN	2000000029	8/27/2012	(18,038.39)
88107000	CAP Move-CWIP	UN	2000000029	8/27/2012	(15,536.14)
88107000	CAP Move-CWIP	UN	2000000029	8/27/2012	(50,132.24)
88107000	CAP Move-CWIP	UN	2000000029	8/27/2012	(48,440.03)
88107000	CAP Move-CWIP	UN	2000000029	8/27/2012	(3,707.43)
88107000	CAP Move-CWIP	UN	2000000029	8/27/2012	(2,853.11)
88107000	CAP Move-CWIP	UN	2000000029	8/27/2012	(5,280.22)
88107000	CAP Move-CWIP	UN	2000000029	8/27/2012	(85,295.75)
88107000	CAP Move-CWIP	UN	2000000029	8/27/2012	(1,668.26)

Kentucky American Water Company  
Case No. 2012-00520  
Response to PSC DR1, Item 31

Account	Description	Doc Type	Document Number	Posting Date	Amount
88107000	CAP Move-CWIP	UN	2000000029	8/27/2012	(46,940.74)
88107000	CAP Move-CWIP	UN	2000000029	8/27/2012	(10,856.14)
88107000	CAP Move-CWIP	UN	2000000029	8/27/2012	(1,673.19)
88107000	CAP Move-CWIP	UN	2000000029	8/27/2012	(1,977.95)
88107000	CAP Move-CWIP	UN	2000000029	8/27/2012	(5,936.27)
88107000	CAP Move-CWIP	UN	2000000029	8/27/2012	(9,586.85)
88107000	CAP Move-CWIP	UN	2000000029	8/27/2012	(6,757.19)
88107000	CAP Move-CWIP	UN	2000000029	8/27/2012	(8,247.10)
88107000	CAP Move-CWIP	UN	2000000029	8/27/2012	(10,026.49)
88107000	CAP Move-CWIP	UN	2000000029	8/27/2012	(3,633.62)
88107000	CAP Move-CWIP	UN	2000000029	8/27/2012	(31.11)
88107000	CAP Move-CWIP	UN	2000000029	8/27/2012	(8,445.04)
88107000	CAP Move-CWIP	UN	2000000029	8/27/2012	(1,839.79)
88107000	CAP Move-CWIP	UN	2000000029	8/27/2012	(12,834.01)
88107000	CAP Move-CWIP	UN	2000000029	8/27/2012	(14,048.90)
88107000	CAP Move-CWIP	UN	2000000029	8/27/2012	(4,178.20)
88107000	CAP Move-CWIP	UN	2000000029	8/27/2012	(10,026.36)
88107000	CAP Move-CWIP	UN	2000000029	8/27/2012	(10,398.39)
88107000	CAP Move-CWIP	UN	2000000029	8/27/2012	(10,366.04)
88107000	CAP Move-CWIP	UN	2000000029	8/27/2012	(65,662.33)
88107000	CAP Move-CWIP	UN	2000000029	8/27/2012	(31,104.75)
88107000	CAP Move-CWIP	UN	2000000029	8/27/2012	(50,299.56)
88107000	CAP Move-CWIP	UN	2000000029	8/27/2012	(13,154.48)
88107000	CAP Move-CWIP	UN	2000000029	8/27/2012	(19,604.91)
88107000	CAP Move-CWIP	UN	2000000029	8/27/2012	(19,029.46)
88107000	CAP Move-CWIP	UN	2000000029	8/27/2012	(15,443.66)
88107000	CAP Move-CWIP	UN	2000000029	8/27/2012	(17,497.93)
88107000	CAP Move-CWIP	UN	2000000029	8/27/2012	(16,615.38)
88107000	CAP Move-CWIP	UN	2000000029	8/27/2012	(11,711.91)
88107000	CAP Move-CWIP	UN	2000000029	8/27/2012	(10,686.21)
88107000	CAP Move-CWIP	UN	2000000029	8/27/2012	(11,489.29)
88107000	CAP Move-CWIP	UN	2000000029	8/27/2012	(62,280.78)
88107000	CAP Move-CWIP	UN	2000000029	8/27/2012	(61,044.64)
88107000	CAP Move-CWIP	UN	2000000029	8/27/2012	(61,108.50)
88107000	CAP Move-CWIP	UN	2000000029	8/27/2012	(4.53)
88107000	CAP Move-CWIP	UN	2000000029	8/27/2012	(1,686.42)
88107000	CAP Move-CWIP	UN	2000000029	8/27/2012	(61,995.80)
88107000	CAP Move-CWIP	UN	2000000029	8/27/2012	(12,005.34)
88107000	CAP Move-CWIP	UN	2000000029	8/27/2012	(11,896.68)
88107000	CAP Move-CWIP	UN	2000000029	8/27/2012	(80,532.74)
88107000	CAP Move-CWIP	UN	2000000029	8/27/2012	(13,272.54)
88107000	CAP Move-CWIP	UN	2000000029	8/27/2012	(1,731.68)
88107000	CAP Move-CWIP	UN	2000000029	8/27/2012	(613.85)
88107000	CAP Move-CWIP	UN	2000000029	8/27/2012	(634.58)
88107000	CAP Move-CWIP	UN	2000000029	8/27/2012	(650.31)
88107000	CAP Move-CWIP	UN	2000000029	8/27/2012	(3,681.25)
88107000	CAP Move-CWIP	UN	2000000029	8/27/2012	(3,681.25)
88107000	CAP Move-CWIP	UN	2000000029	8/27/2012	(663.33)
88107000	CAP Move-CWIP	UN	2000000029	8/27/2012	(5,908.01)
88107000	CAP Move-CWIP	UN	2000000029	8/27/2012	(27.19)
88107000	CAP Move-CWIP	UN	2000000029	8/27/2012	(141.45)
88107000	CAP Move-CWIP	UN	2000000029	8/27/2012	(233.37)
88107000	CAP Move-CWIP	UN	2000000029	8/27/2012	(6,540.68)
88107000	CAP Move-CWIP	UN	2000000029	8/27/2012	(6,540.68)
88107000	CAP Move-CWIP	UN	2000000029	8/27/2012	(6,540.68)
88107000	CAP Move-CWIP	UN	2000000029	8/27/2012	(3,128.84)
88107000	CAP Move-CWIP	UN	2000000029	8/27/2012	(3,128.83)
88107000	CAP Move-CWIP	UN	2000000029	8/27/2012	(3,128.83)
88107000	CAP Move-CWIP	UN	2000000029	8/27/2012	(6,159.08)
88107000	CAP Move-CWIP	UN	2000000029	8/27/2012	(5,391.86)
88107000	CAP Move-CWIP	UN	2000000029	8/27/2012	(4,894.67)
88107000	CAP Move-CWIP	UN	2000000029	8/27/2012	(4,894.68)
88107000	CAP Move-CWIP	UN	2000000029	8/27/2012	(4,894.68)
40111000	Res Sales Billed	ZA	9400000341	8/28/2012	14.95
40111000	Res Sales Billed	ZA	9400000341	8/28/2012	(201,467.36)
40121000	Com Sales Billed	ZA	9400000341	8/28/2012	(12,462.13)
40145000	Priv Fire Billed	ZA	9400000341	8/28/2012	(554.58)
40151000	Publ Auth Billed	ZA	9400000341	8/28/2012	(3,010.64)
40211000	Dom WW Svc Billed	ZA	9400000341	8/28/2012	(176.06)
40211000	Dom WW Svc Billed	ZA	9400000341	8/28/2012	(38.83)
40211000	Dom WW Svc Billed	ZA	9400000341	8/28/2012	(4.08)
40310400	OthRev-NSF Ck Chrg	ZA	9400000341	8/28/2012	(36.00)
40310500	OthRev-App/InitFee	ZA	9400000341	8/28/2012	26.00
40310500	OthRev-App/InitFee	ZA	9400000341	8/28/2012	(2,236.00)
40310700	OthRev-Reconnct Fee	ZA	9400000341	8/28/2012	(364.00)
51010000	Purchased Water	KR	5000000781	8/28/2012	12,049.39



Kentucky American Water Company  
Case No. 2012-00520  
Response to PSC DR1, Item 31

Account	Description	Doc Type	Document Number	Posting Date	Amount
51010000	Purchased Water	KR	5000000782	8/28/2012	9.33
51510000	Purchased Power	ZN	5000000789	8/28/2012	21.32
52000000	M&S Expense (O&M)	UZ	2000000032	8/28/2012	(31.30)
52000000	M&S Expense (O&M)	UZ	2000000032	8/28/2012	(5,635.88)
52000000	M&S Expense (O&M)	UZ	2000000032	8/28/2012	(201.02)
52500000	Misc Expense (O&M)	WE	5000000794	8/28/2012	652.28
52500000	Misc Expense (O&M)	WE	5000000794	8/28/2012	824.68
52500000	Misc Expense (O&M)	WE	5000000794	8/28/2012	824.68
52500000	Misc Expense (O&M)	KR	5000000795	8/28/2012	834.75
52500000	Misc Expense (O&M)	WE	5000000801	8/28/2012	167.43
52532000	Electricity	ZN	5000000789	8/28/2012	45.48
52532000	Electricity	ZN	5000000789	8/28/2012	26.80
52532000	Electricity	ZN	5000000789	8/28/2012	53.68
52532000	Electricity	ZN	5000000789	8/28/2012	32.31
52532000	Electricity	ZN	5000000789	8/28/2012	20.80
52532000	Electricity	ZN	5000000789	8/28/2012	77.46
53150000	Contr Svc-Other	KR	5000000780	8/28/2012	1,060.00
57010000	Uncoll Accts Exp	ZA	9400000341	8/28/2012	(217.07)
68011000	Depr -UPIS General	UD	2000000042	8/28/2012	886,574.02
68011000	Depr -UPIS General	UD	2000000042	8/28/2012	139.89
68011000	Depr -UPIS General	UD	2000000042	8/28/2012	27,225.99
68011000	Depr -UPIS General	UD	2000000042	8/28/2012	3,604.89
68011000	Depr -UPIS General	UD	2000000042	8/28/2012	7,378.30
68012000	Depr -Amort CIAC Tx	UD	2000000042	8/28/2012	(45.12)
68012000	Depr -Amort CIAC Tx	UD	2000000042	8/28/2012	(23,173.87)
68012500	Depr-Amort CIAC Nntx	UD	2000000042	8/28/2012	(86,533.90)
68012500	Depr-Amort CIAC Nntx	UD	2000000042	8/28/2012	(2,160.72)
68012500	Depr-Amort CIAC Nntx	UD	2000000042	8/28/2012	(10,923.51)
68012500	Depr-Amort CIAC Nntx	UD	2000000042	8/28/2012	30.80
68311000	Rem Costs-ARO/NNS	UD	2000000042	8/28/2012	163,990.47
68311000	Rem Costs-ARO/NNS	UD	2000000042	8/28/2012	4,816.88
72801100	Adv Rcpt Non-Srv Clr	DR	4000000238	8/28/2012	(29,182.00)
72802100	CIAC Rcpt Non-SrvClr	DR	4000000233	8/28/2012	(26,528.00)
72802100	CIAC Rcpt Non-SrvClr	DR	4000000236	8/28/2012	(16,896.00)
88101000	CAP Move-UP	UP	2000000040	8/28/2012	17,047.19
88101000	CAP Move-UP	UP	2000000040	8/28/2012	22,729.62
88101000	CAP Move-UP	UP	2000000040	8/28/2012	17,047.22
88101000	CAP Move-UP	UP	2000000040	8/28/2012	3,528.39
88101000	CAP Move-UP	UP	2000000040	8/28/2012	67,039.52
88101000	CAP Move-UP	UP	2000000040	8/28/2012	6,369.07
88101000	CAP Move-UP	UP	2000000040	8/28/2012	40,387.32
88101000	CAP Move-UP	UP	2000000040	8/28/2012	4,600.76
88101000	CAP Move-UP	UP	2000000040	8/28/2012	293.41
88101000	CAP Move-UP	UP	2000000040	8/28/2012	745.41
88101000	CAP Move-UP	UP	2000000040	8/28/2012	343.16
88101000	CAP Move-UP	UP	2000000040	8/28/2012	870.69
88101000	CAP Move-UP	UP	2000000040	8/28/2012	38.83
88101000	CAP Move-UP	UP	2000000040	8/28/2012	611,617.30
88101000	CAP Move-UP	UP	2000000040	8/28/2012	1,020.10
88101000	CAP Move-UP	UP	2000000040	8/28/2012	317.54
88101000	CAP Move-UP	UP	2000000040	8/28/2012	6,121.04
88101000	CAP Move-UP	UP	2000000040	8/28/2012	3,004.61
88101000	CAP Move-UP	UP	2000000040	8/28/2012	64,987.23
88101000	CAP Move-UP	UP	2000000040	8/28/2012	4,840.85
88101000	CAP Move-UP	UP	2000000040	8/28/2012	66.12
88101000	CAP Move-UP	UP	2000000040	8/28/2012	2,384.70
88101000	CAP Move-UP	UP	2000000040	8/28/2012	91.74
88101000	CAP Move-UP	UP	2000000040	8/28/2012	6.40
88101000	CAP Move-UP	UP	2000000040	8/28/2012	5,096.96
88101000	CAP Move-UP	UP	2000000040	8/28/2012	3,150.33
88106000	CAP Move-CCNC	UP	2000000040	8/28/2012	(22,729.63)
88106000	CAP Move-CCNC	UP	2000000040	8/28/2012	(17,047.22)
88106000	CAP Move-CCNC	UP	2000000040	8/28/2012	(17,047.18)
88106000	CAP Move-CCNC	UP	2000000040	8/28/2012	(3,336.35)
88106000	CAP Move-CCNC	UP	2000000040	8/28/2012	(67,231.56)
88106000	CAP Move-CCNC	UP	2000000040	8/28/2012	(9,544.71)
88106000	CAP Move-CCNC	UP	2000000040	8/28/2012	3,175.64
88106000	CAP Move-CCNC	UN	2000000034	8/28/2012	264.22
88106000	CAP Move-CCNC	UN	2000000034	8/28/2012	594.45
88106000	CAP Move-CCNC	UN	2000000034	8/28/2012	462.35
88106000	CAP Move-CCNC	UN	2000000034	8/28/2012	46.27
88106000	CAP Move-CCNC	UP	2000000040	8/28/2012	(25,229.71)
88106000	CAP Move-CCNC	UP	2000000040	8/28/2012	(2,063.28)
88106000	CAP Move-CCNC	UP	2000000040	8/28/2012	(2,067.46)
88106000	CAP Move-CCNC	UP	2000000040	8/28/2012	1,320.73
88106000	CAP Move-CCNC	UP	2000000040	8/28/2012	(5,921.49)
88106000	CAP Move-CCNC	UP	2000000040	8/28/2012	(293.41)

Kentucky American Water Company  
Case No. 2012-00520  
Response to PSC DR1, Item 31

Account	Description	Doc Type	Document Number	Posting Date	Amount
88106000	CAP Move-CCNC	UP	2000000040	8/28/2012	(745.41)
88106000	CAP Move-CCNC	UP	2000000040	8/28/2012	(973.15)
88106000	CAP Move-CCNC	UP	2000000040	8/28/2012	(973.15)
88106000	CAP Move-CCNC	UP	2000000040	8/28/2012	(973.59)
88106000	CAP Move-CCNC	UP	2000000040	8/28/2012	(2,531.23)
88106000	CAP Move-CCNC	UP	2000000040	8/28/2012	(455,086.76)
88106000	CAP Move-CCNC	UP	2000000040	8/28/2012	(144,947.13)
88106000	CAP Move-CCNC	UP	2000000040	8/28/2012	(317.54)
88106000	CAP Move-CCNC	UP	2000000040	8/28/2012	(6,121.04)
88106000	CAP Move-CCNC	UP	2000000040	8/28/2012	(3,004.61)
88106000	CAP Move-CCNC	UP	2000000040	8/28/2012	(66,400.00)
88106000	CAP Move-CCNC	UP	2000000040	8/28/2012	(1,824.26)
88106000	CAP Move-CCNC	UP	2000000040	8/28/2012	(912.11)
88106000	CAP Move-CCNC	UP	2000000040	8/28/2012	(181.96)
88106000	CAP Move-CCNC	UP	2000000040	8/28/2012	(363.94)
88106000	CAP Move-CCNC	UP	2000000040	8/28/2012	(181.97)
88106000	CAP Move-CCNC	UP	2000000040	8/28/2012	(202.28)
88106000	CAP Move-CCNC	UP	2000000040	8/28/2012	(202.25)
88106000	CAP Move-CCNC	UP	2000000040	8/28/2012	(101.14)
88106000	CAP Move-CCNC	UN	2000000034	8/28/2012	646.48
88106000	CAP Move-CCNC	UP	2000000040	8/28/2012	(5,096.96)
88106000	CAP Move-CCNC	UP	2000000040	8/28/2012	(3,150.33)
88107000	CAP Move-CWIP	UZ	2000000033	8/28/2012	31.30
88107000	CAP Move-CWIP	UP	2000000040	8/28/2012	56,824.03
88107000	CAP Move-CWIP	UP	2000000040	8/28/2012	(56,824.03)
88107000	CAP Move-CWIP	UP	2000000040	8/28/2012	(70,567.91)
88107000	CAP Move-CWIP	UP	2000000040	8/28/2012	70,567.91
88107000	CAP Move-CWIP	UP	2000000040	8/28/2012	(9,544.71)
88107000	CAP Move-CWIP	UP	2000000040	8/28/2012	9,544.71
88107000	CAP Move-CWIP	UN	2000000034	8/28/2012	(1,321.02)
88107000	CAP Move-CWIP	UN	2000000034	8/28/2012	(46.27)
88107000	CAP Move-CWIP	UZ	2000000033	8/28/2012	5,635.88
88107000	CAP Move-CWIP	UZ	2000000033	8/28/2012	201.02
88107000	CAP Move-CWIP	UP	2000000040	8/28/2012	29,360.45
88107000	CAP Move-CWIP	UP	2000000040	8/28/2012	(40,387.32)
88107000	CAP Move-CWIP	UP	2000000040	8/28/2012	5,921.49
88107000	CAP Move-CWIP	UP	2000000040	8/28/2012	(5,921.49)
88107000	CAP Move-CWIP	UP	2000000040	8/28/2012	293.41
88107000	CAP Move-CWIP	UP	2000000040	8/28/2012	(293.41)
88107000	CAP Move-CWIP	UP	2000000040	8/28/2012	(745.41)
88107000	CAP Move-CWIP	UP	2000000040	8/28/2012	745.41
88107000	CAP Move-CWIP	UP	2000000040	8/28/2012	2,919.89
88107000	CAP Move-CWIP	UP	2000000040	8/28/2012	(343.16)
88107000	CAP Move-CWIP	UP	2000000040	8/28/2012	(909.52)
88107000	CAP Move-CWIP	UP	2000000040	8/28/2012	2,531.23
88107000	CAP Move-CWIP	UP	2000000040	8/28/2012	(612,637.40)
88107000	CAP Move-CWIP	UP	2000000040	8/28/2012	600,033.89
88107000	CAP Move-CWIP	UP	2000000040	8/28/2012	317.54
88107000	CAP Move-CWIP	UP	2000000040	8/28/2012	(317.54)
88107000	CAP Move-CWIP	UP	2000000040	8/28/2012	6,121.04
88107000	CAP Move-CWIP	UP	2000000040	8/28/2012	(6,121.04)
88107000	CAP Move-CWIP	UP	2000000040	8/28/2012	3,004.61
88107000	CAP Move-CWIP	UP	2000000040	8/28/2012	(3,004.61)
88107000	CAP Move-CWIP	UP	2000000040	8/28/2012	66,400.00
88107000	CAP Move-CWIP	UP	2000000040	8/28/2012	(64,987.23)
88107000	CAP Move-CWIP	UP	2000000040	8/28/2012	2,736.37
88107000	CAP Move-CWIP	UP	2000000040	8/28/2012	(4,840.85)
88107000	CAP Move-CWIP	UP	2000000040	8/28/2012	(2,450.82)
88107000	CAP Move-CWIP	UP	2000000040	8/28/2012	727.87
88107000	CAP Move-CWIP	UP	2000000040	8/28/2012	(98.14)
88107000	CAP Move-CWIP	UP	2000000040	8/28/2012	505.67
88107000	CAP Move-CWIP	UN	2000000034	8/28/2012	(646.48)
88107000	CAP Move-CWIP	UP	2000000040	8/28/2012	(5,096.96)
88107000	CAP Move-CWIP	UP	2000000040	8/28/2012	5,096.96
88107000	CAP Move-CWIP	UP	2000000040	8/28/2012	(3,150.33)
88107000	CAP Move-CWIP	UP	2000000040	8/28/2012	3,150.33
88108020	CAP Move-UP A/D Salv	US	2000000041	8/28/2012	(6,932.20)
88257000	CAP Move-COR	UC	2000000039	8/28/2012	3,022.27
88257000	CAP Move-COR	UC	2000000039	8/28/2012	199.68
88257000	CAP Move-COR	UC	2000000039	8/28/2012	34.09
88257000	CAP Move-COR	UC	2000000039	8/28/2012	33.65
88257000	CAP Move-COR	UC	2000000039	8/28/2012	356.97
88257000	CAP Move-COR	UC	2000000039	8/28/2012	23,392.95
88257000	CAP Move-COR	UC	2000000039	8/28/2012	162.39
88257100	CAP Move-RWIP	UC	2000000039	8/28/2012	(3,022.27)
88257100	CAP Move-RWIP	UC	2000000039	8/28/2012	(199.68)
88257100	CAP Move-RWIP	UC	2000000039	8/28/2012	(34.09)

Kentucky American Water Company  
Case No. 2012-00520  
Response to PSC DR1, Item 31

Account	Description	Doc Type	Document Number	Posting Date	Amount
88257100	CAP Move-RWIP	UC	2000000039	8/28/2012	(33.65)
88257100	CAP Move-RWIP	UC	2000000039	8/28/2012	(356.97)
88257100	CAP Move-RWIP	UC	2000000039	8/28/2012	(23,392.95)
88257100	CAP Move-RWIP	US	2000000041	8/28/2012	6,932.20
88257100	CAP Move-RWIP	UC	2000000039	8/28/2012	(162.39)
88271100	CAP Move-CIAC NT	UP	2000000040	8/28/2012	(8,024.57)
88271100	CAP Move-CIAC NT	UP	2000000040	8/28/2012	8,024.57
88271170	CAP Move-CIAC NT WIP	UP	2000000040	8/28/2012	(8,024.57)
88271170	CAP Move-CIAC NT WIP	UP	2000000040	8/28/2012	8,024.57
88900000	CAP Move-Settlement	UZ	2000000033	8/28/2012	(31.30)
88900000	CAP Move-Settlement	UZ	2000000033	8/28/2012	(5,635.88)
88900000	CAP Move-Settlement	UZ	2000000033	8/28/2012	(201.02)
40111000	Res Sales Billed	ZA	9400000342	8/29/2012	151.02
40111000	Res Sales Billed	ZA	9400000342	8/29/2012	23.85
40111000	Res Sales Billed	ZA	9400000342	8/29/2012	(236,809.60)
40121000	Com Sales Billed	ZA	9400000342	8/29/2012	(104,731.02)
40145000	Priv Fire Billed	ZA	9400000342	8/29/2012	(5,894.01)
40151000	Publ Auth Billed	ZA	9400000342	8/29/2012	(23,382.21)
40211000	Dom WW Svc Billed	ZA	9400000342	8/29/2012	397.41
40310400	OthRev-NSF Ck Chrg	ZA	9400000342	8/29/2012	(132.00)
40310500	OthRev-Appl/InitFee	ZA	9400000342	8/29/2012	(26.00)
40310500	OthRev-Appl/InitFee	ZA	9400000342	8/29/2012	(11,570.00)
40310700	OthRev-Reconnct Fee	ZA	9400000342	8/29/2012	(468.00)
50101600	Labor Oper AG	SA	100000882	8/29/2012	(167,667.00)
50171000	Annual Incent Plan	SA	100000890	8/29/2012	19,331.37
50171000	Annual Incent Plan	SA	100000891	8/29/2012	19,331.37
50171000	Annual Incent Plan	CF	9300000478	8/29/2012	19,331.37
50171000	Annual Incent Plan	CF	9300000478	8/29/2012	(19,331.37)
50171000	Annual Incent Plan	SA	100000878	8/29/2012	(19,331.37)
50421000	401k Expense	SA	100000881	8/29/2012	(3,911.00)
50422000	DCP Expense	SA	100000879	8/29/2012	(4,718.00)
50451000	Employee Awards	KR	5000000833	8/29/2012	89.17
51800000	Chemicals	WA	5000000825	8/29/2012	3,065.08
51800000	Chemicals	WA	5000000825	8/29/2012	2,046.86
51800000	Chemicals	WA	5000000825	8/29/2012	6,290.83
51800000	Chemicals	WA	5000000825	8/29/2012	3,987.22
51800000	Chemicals	WA	5000000825	8/29/2012	18,681.73
51800000	Chemicals	WA	5000000825	8/29/2012	3,459.20
51800000	Chemicals	WA	5000000825	8/29/2012	160.17
51800000	Chemicals	WA	5000000825	8/29/2012	1,049.98
51800000	Chemicals	WA	5000000825	8/29/2012	1,332.76
51800000	Chemicals	WA	5000000831	8/29/2012	14,785.20
51800000	Chemicals	WA	5000000831	8/29/2012	3,608.24
51800000	Chemicals	WA	5000000831	8/29/2012	11,216.32
51800000	Chemicals	WA	5000000831	8/29/2012	13,400.23
51800000	Chemicals	WA	5000000831	8/29/2012	8,104.54
51800000	Chemicals	WA	5000000831	8/29/2012	24,966.65
51800000	Chemicals	WA	5000000831	8/29/2012	5,031.68
51800000	Chemicals	WA	5000000831	8/29/2012	427.11
51800000	Chemicals	WA	5000000831	8/29/2012	4,042.00
51800000	Chemicals	WA	5000000831	8/29/2012	6,723.60
51800000	Chemicals	WA	5000000832	8/29/2012	140.50
51800000	Chemicals	WA	5000000832	8/29/2012	267.00
52000000	M&S Expense (O&M)	WA	5000000821	8/29/2012	1,062.51
52000000	M&S Expense (O&M)	KR	5000000822	8/29/2012	93.69
52000000	M&S Expense (O&M)	WA	5000000842	8/29/2012	(121.86)
52000000	M&S Expense (O&M)	WA	5000000842	8/29/2012	(531.25)
52000000	M&S Expense (O&M)	WA	5000000842	8/29/2012	(71.32)
52000000	M&S Expense (O&M)	WA	5000000843	8/29/2012	172.28
52000000	M&S Expense (O&M)	WA	5000000843	8/29/2012	3,984.40
52000000	M&S Expense (O&M)	WA	5000000843	8/29/2012	4,714.72
52000000	M&S Expense (O&M)	WA	5000000843	8/29/2012	64.69
52000000	M&S Expense (O&M)	WA	5000000844	8/29/2012	85.95
52000000	M&S Expense (O&M)	WA	5000000845	8/29/2012	256.95
52000000	M&S Expense (O&M)	WA	5000000845	8/29/2012	81.33
52000000	M&S Expense (O&M)	WA	5000000845	8/29/2012	182.69
52000000	M&S Expense (O&M)	WA	5000000845	8/29/2012	148.42
52000000	M&S Expense (O&M)	WA	5000000846	8/29/2012	71.32
52000000	M&S Expense (O&M)	WA	5000000846	8/29/2012	60.93
52000000	M&S Expense (O&M)	WA	5000000847	8/29/2012	320.45
52000000	M&S Expense (O&M)	WA	5000000847	8/29/2012	542.37
52000000	M&S Expense (O&M)	WA	5000000847	8/29/2012	325.32
52000000	M&S Expense (O&M)	WA	5000000847	8/29/2012	201.22
52000000	M&S Expense (O&M)	WA	5000000847	8/29/2012	370.64
52000000	M&S Expense (O&M)	WA	5000000847	8/29/2012	1,136.67
52000000	M&S Expense (O&M)	WA	5000000848	8/29/2012	86.77
52000000	M&S Expense (O&M)	WA	5000000848	8/29/2012	91.35

Kentucky American Water Company  
Case No. 2012-00520  
Response to PSC DR1, Item 31

Account	Description	Doc Type	Document Number	Posting Date	Amount
52000000	M&S Expense (O&M)	WA	5000000848	8/29/2012	148.42
52000000	M&S Expense (O&M)	WA	5000000848	8/29/2012	837.55
52000000	M&S Expense (O&M)	WA	5000000848	8/29/2012	195.58
52000000	M&S Expense (O&M)	WA	5000000848	8/29/2012	513.90
52000000	M&S Expense (O&M)	WA	5000000848	8/29/2012	162.66
52000000	M&S Expense (O&M)	WA	5000000848	8/29/2012	76.15
52000000	M&S Expense (O&M)	WA	5000000848	8/29/2012	158.29
52000000	M&S Expense (O&M)	WA	5000000849	8/29/2012	57.43
52000000	M&S Expense (O&M)	WA	5000000849	8/29/2012	71.71
52000000	M&S Expense (O&M)	WA	5000000849	8/29/2012	85.95
52000000	M&S Expense (O&M)	WA	5000000849	8/29/2012	58.78
52000000	M&S Expense (O&M)	WA	5000000850	8/29/2012	(118.05)
52000000	M&S Expense (O&M)	WA	5000000850	8/29/2012	(689.00)
52000000	M&S Expense (O&M)	WA	5000000850	8/29/2012	(3,571.20)
52000000	M&S Expense (O&M)	WA	5000000850	8/29/2012	(213.97)
52000000	M&S Expense (O&M)	WA	5000000850	8/29/2012	(60.93)
52500000	Misc Expense (O&M)	WE	5000000813	8/29/2012	190.32
52500000	Misc Expense (O&M)	WE	5000000828	8/29/2012	1,624.50
52500000	Misc Expense (O&M)	WE	5000000828	8/29/2012	1,462.88
52500000	Misc Expense (O&M)	WE	5000000828	8/29/2012	284.36
52500000	Misc Expense (O&M)	WE	5000000828	8/29/2012	256.14
52500000	Misc Expense (O&M)	KR	5000000834	8/29/2012	243.46
52500000	Misc Expense (O&M)	KR	5000000837	8/29/2012	574.64
52500000	Misc Expense (O&M)	KR	5000000838	8/29/2012	82.62
52500000	Misc Expense (O&M)	KR	5000000838	8/29/2012	71.47
52500000	Misc Expense (O&M)	KR	5000000838	8/29/2012	72.50
52500000	Misc Expense (O&M)	UZ	2000000043	8/29/2012	(1,476.96)
52500000	Misc Expense (O&M)	UZ	2000000043	8/29/2012	(2,439.74)
52500000	Misc Expense (O&M)	UZ	2000000043	8/29/2012	(824.68)
52500000	Misc Expense (O&M)	UZ	2000000043	8/29/2012	4,879.48
52514904	Cust Edu Comm-Consrv	KR	5000000829	8/29/2012	304.01
52514905	Cust Edu Comm-Printd	KR	5000000841	8/29/2012	109.18
52515001	Commun Relations-S	KR	5000000840	8/29/2012	2,090.85
52532000	Electricity	ZN	5000000812	8/29/2012	35.47
52532000	Electricity	ZN	5000000812	8/29/2012	45.08
52532000	Electricity	ZN	5000000812	8/29/2012	22.61
52532000	Electricity	ZN	5000000812	8/29/2012	43.75
52548100	Hiring Costs	KR	5000000827	8/29/2012	132.18
53150000	Contr Svc-Other	WE	5000000885	8/29/2012	(9,500.00)
53150000	Contr Svc-Other	WE	5000000889	8/29/2012	1.00
53150000	Contr Svc-Other	WE	5000000931	8/29/2012	(1.00)
53150000	Contr Svc-Other	WE	5000000936	8/29/2012	9,500.00
53150000	Contr Svc-Other	WE	5000000938	8/29/2012	(9,500.00)
53150000	Contr Svc-Other	WE	5000000939	8/29/2012	9,450.00
53150000	Contr Svc-Other	KR	5000000823	8/29/2012	1,062.68
53150000	Contr Svc-Other	WE	5000000824	8/29/2012	9,500.00
53150000	Contr Svc-Other	WE	5000000853	8/29/2012	(9,500.00)
53150000	Contr Svc-Other	WE	5000000854	8/29/2012	9,500.00
54140000	Rents-Equip	KR	5000000815	8/29/2012	539.13
54140000	Rents-Equip	KR	5000000817	8/29/2012	422.86
54140000	Rents-Equip	KR	5000000817	8/29/2012	383.65
54140000	Rents-Equip	KR	5000000817	8/29/2012	199.13
54140000	Rents-Equip	KR	5000000817	8/29/2012	199.13
57010000	Uncoll Accts Exp	ZA	9400000342	8/29/2012	23.01
68533000	FICA	SA	100000880	8/29/2012	(23,055.00)
75840000	Lobbying Expenses	KR	5000000839	8/29/2012	5,558.40
88106000	CAP Move-CCNC	UN	2000000045	8/29/2012	31.71
88106000	CAP Move-CCNC	UN	2000000045	8/29/2012	31.72
88106000	CAP Move-CCNC	UN	2000000045	8/29/2012	31.72
88106000	CAP Move-CCNC	UN	2000000045	8/29/2012	2,952.76
88106000	CAP Move-CCNC	UN	2000000045	8/29/2012	(0.02)
88106000	CAP Move-CCNC	UN	2000000045	8/29/2012	(0.02)
88106000	CAP Move-CCNC	UN	2000000045	8/29/2012	(0.02)
88106000	CAP Move-CCNC	UN	2000000045	8/29/2012	(0.02)
88106000	CAP Move-CCNC	UN	2000000045	8/29/2012	(0.02)
88106000	CAP Move-CCNC	UN	2000000045	8/29/2012	(0.02)
88106000	CAP Move-CCNC	UN	2000000045	8/29/2012	(0.02)
88106000	CAP Move-CCNC	UN	2000000045	8/29/2012	(0.02)
88106000	CAP Move-CCNC	UN	2000000045	8/29/2012	744.09
88106000	CAP Move-CCNC	UN	2000000045	8/29/2012	1,606.12
88106000	CAP Move-CCNC	UN	2000000045	8/29/2012	146.21
88106000	CAP Move-CCNC	UN	2000000045	8/29/2012	140.80
88106000	CAP Move-CCNC	UN	2000000045	8/29/2012	887.69
88106000	CAP Move-CCNC	UN	2000000045	8/29/2012	887.71
88106000	CAP Move-CCNC	UN	2000000045	8/29/2012	(84,382.66)
88106000	CAP Move-CCNC	UN	2000000045	8/29/2012	(36,234.97)
88106000	CAP Move-CCNC	UN	2000000045	8/29/2012	424.58
88106000	CAP Move-CCNC	UN	2000000045	8/29/2012	(65,992.69)

Kentucky American Water Company  
Case No. 2012-00520  
Response to PSC DR1, Item 31

Account	Description	Doc Type	Document Number	Posting Date	Amount
88106000	CAP Move-CCNC	UN	2000000045	8/29/2012	6,089.39
88106000	CAP Move-CCNC	UN	2000000045	8/29/2012	822.87
88106000	CAP Move-CCNC	UN	2000000045	8/29/2012	532.36
88106000	CAP Move-CCNC	UN	2000000045	8/29/2012	1,064.72
88106000	CAP Move-CCNC	UN	2000000045	8/29/2012	532.36
88106000	CAP Move-CCNC	UN	2000000045	8/29/2012	532.36
88106000	CAP Move-CCNC	UN	2000000045	8/29/2012	(10.24)
88106000	CAP Move-CCNC	UN	2000000045	8/29/2012	(5.36)
88106000	CAP Move-CCNC	UN	2000000045	8/29/2012	12,535.79
88106000	CAP Move-CCNC	UN	2000000045	8/29/2012	1,138.72
88106000	CAP Move-CCNC	UN	2000000045	8/29/2012	520.95
88106000	CAP Move-CCNC	UN	2000000045	8/29/2012	1,755.13
88106000	CAP Move-CCNC	UN	2000000045	8/29/2012	313.51
88106000	CAP Move-CCNC	UN	2000000045	8/29/2012	1,327.55
88106000	CAP Move-CCNC	UN	2000000045	8/29/2012	(1,706.04)
88106000	CAP Move-CCNC	UN	2000000045	8/29/2012	(7,087.01)
88106000	CAP Move-CCNC	UN	2000000045	8/29/2012	(235.76)
88106000	CAP Move-CCNC	UN	2000000045	8/29/2012	48,777.64
88106000	CAP Move-CCNC	UN	2000000045	8/29/2012	1,985.82
88106000	CAP Move-CCNC	UN	2000000045	8/29/2012	(788.72)
88106000	CAP Move-CCNC	UN	2000000045	8/29/2012	(58,517.65)
88106000	CAP Move-CCNC	UN	2000000045	8/29/2012	(82,169.40)
88106000	CAP Move-CCNC	UN	2000000045	8/29/2012	(2,712.90)
88106000	CAP Move-CCNC	UN	2000000045	8/29/2012	(5,036.05)
88106000	CAP Move-CCNC	UN	2000000045	8/29/2012	(5,035.24)
88106000	CAP Move-CCNC	UN	2000000045	8/29/2012	3,328.59
88106000	CAP Move-CCNC	UN	2000000045	8/29/2012	(85,764.99)
88106000	CAP Move-CCNC	UN	2000000045	8/29/2012	(107,978.62)
88106000	CAP Move-CCNC	UN	2000000045	8/29/2012	5,599.14
88106000	CAP Move-CCNC	UN	2000000045	8/29/2012	2,760.58
88106000	CAP Move-CCNC	UN	2000000045	8/29/2012	328.74
88106000	CAP Move-CCNC	UN	2000000045	8/29/2012	7,446.50
88106000	CAP Move-CCNC	UN	2000000045	8/29/2012	(407.53)
88106000	CAP Move-CCNC	UN	2000000045	8/29/2012	54,522.26
88107000	CAP Move-CWIP	UN	2000000045	8/29/2012	(95.15)
88107000	CAP Move-CWIP	UN	2000000045	8/29/2012	(2,952.76)
88107000	CAP Move-CWIP	UN	2000000045	8/29/2012	0.02
88107000	CAP Move-CWIP	UN	2000000045	8/29/2012	0.02
88107000	CAP Move-CWIP	UN	2000000045	8/29/2012	0.02
88107000	CAP Move-CWIP	UN	2000000045	8/29/2012	0.02
88107000	CAP Move-CWIP	UN	2000000045	8/29/2012	0.02
88107000	CAP Move-CWIP	UN	2000000045	8/29/2012	0.02
88107000	CAP Move-CWIP	UN	2000000045	8/29/2012	(2,350.21)
88107000	CAP Move-CWIP	UN	2000000045	8/29/2012	(146.21)
88107000	CAP Move-CWIP	UN	2000000045	8/29/2012	(140.80)
88107000	CAP Move-CWIP	UN	2000000045	8/29/2012	(1,775.40)
88107000	CAP Move-CWIP	UN	2000000045	8/29/2012	84,382.66
88107000	CAP Move-CWIP	UN	2000000045	8/29/2012	36,234.97
88107000	CAP Move-CWIP	UN	2000000045	8/29/2012	(424.58)
88107000	CAP Move-CWIP	UN	2000000045	8/29/2012	65,992.69
88107000	CAP Move-CWIP	UN	2000000045	8/29/2012	(6,912.26)
88107000	CAP Move-CWIP	UN	2000000045	8/29/2012	(2,661.80)
88107000	CAP Move-CWIP	UN	2000000045	8/29/2012	10.24
88107000	CAP Move-CWIP	UN	2000000045	8/29/2012	5.36
88107000	CAP Move-CWIP	UN	2000000045	8/29/2012	(12,535.79)
88107000	CAP Move-CWIP	UN	2000000045	8/29/2012	(1,138.72)
88107000	CAP Move-CWIP	UN	2000000045	8/29/2012	(520.95)
88107000	CAP Move-CWIP	UN	2000000045	8/29/2012	(1,755.13)
88107000	CAP Move-CWIP	UN	2000000045	8/29/2012	(313.51)
88107000	CAP Move-CWIP	UN	2000000045	8/29/2012	(1,327.55)
88107000	CAP Move-CWIP	UN	2000000045	8/29/2012	8,793.05
88107000	CAP Move-CWIP	UN	2000000045	8/29/2012	235.76
88107000	CAP Move-CWIP	UN	2000000045	8/29/2012	(48,777.64)
88107000	CAP Move-CWIP	UN	2000000045	8/29/2012	(1,985.82)
88107000	CAP Move-CWIP	UN	2000000045	8/29/2012	788.72
88107000	CAP Move-CWIP	UN	2000000045	8/29/2012	140,687.05
88107000	CAP Move-CWIP	UN	2000000045	8/29/2012	2,712.90
88107000	CAP Move-CWIP	UN	2000000045	8/29/2012	10,071.29
88107000	CAP Move-CWIP	UN	2000000045	8/29/2012	(3,328.59)
88107000	CAP Move-CWIP	UN	2000000045	8/29/2012	85,764.99
88107000	CAP Move-CWIP	UN	2000000045	8/29/2012	107,978.62
88107000	CAP Move-CWIP	UN	2000000045	8/29/2012	(5,599.14)
88107000	CAP Move-CWIP	UN	2000000045	8/29/2012	(2,760.58)
88107000	CAP Move-CWIP	UN	2000000045	8/29/2012	(328.74)
88107000	CAP Move-CWIP	UZ	2000000044	8/29/2012	(4,879.48)
88107000	CAP Move-CWIP	UZ	2000000044	8/29/2012	2,439.74

Kentucky American Water Company  
Case No. 2012-00520  
Response to PSC DR1, Item 31

Account	Description	Doc Type	Document Number	Posting Date	Amount
88107000	CAP Move-CWIP	UZ	2000000044	8/29/2012	824.68
88107000	CAP Move-CWIP	UZ	2000000044	8/29/2012	1,476.96
88107000	CAP Move-CWIP	UN	2000000045	8/29/2012	(7,446.50)
88107000	CAP Move-CWIP	UN	2000000045	8/29/2012	407.53
88107000	CAP Move-CWIP	UN	2000000045	8/29/2012	(54,522.26)
88900000	CAP Move-Settlement	UZ	2000000044	8/29/2012	(1,476.96)
88900000	CAP Move-Settlement	UZ	2000000044	8/29/2012	4,879.48
88900000	CAP Move-Settlement	UZ	2000000044	8/29/2012	(2,439.74)
88900000	CAP Move-Settlement	UZ	2000000044	8/29/2012	(824.68)
40111000	Res Sales Billed	ZA	9400000344	8/30/2012	47.52
40111000	Res Sales Billed	ZA	9400000344	8/30/2012	256.45
40111000	Res Sales Billed	ZA	9400000344	8/30/2012	(242,160.43)
40121000	Com Sales Billed	ZA	9400000344	8/30/2012	(38,374.67)
40145000	Priv Fire Billed	ZA	9400000344	8/30/2012	(2,332.60)
40151000	Publ Auth Billed	ZA	9400000344	8/30/2012	(4,330.70)
40221000	Com WW Svc Billed	ZA	9400000344	8/30/2012	(17.27)
40310400	OthRev-NSF Ck Chrg	ZA	9400000344	8/30/2012	(12.00)
40310400	OthRev-NSF Ck Chrg	ZA	9400000344	8/30/2012	(12.00)
40310400	OthRev-NSF Ck Chrg	ZA	9400000344	8/30/2012	(324.00)
40310500	OthRev-Appl/InitFee	ZA	9400000344	8/30/2012	(52.00)
40310500	OthRev-Appl/InitFee	ZA	9400000344	8/30/2012	(240.00)
40310500	OthRev-Appl/InitFee	ZA	9400000344	8/30/2012	(8,944.00)
40310700	OthRev-Reconnct Fee	ZA	9400000344	8/30/2012	(312.00)
51010000	Purchased Water	KR	5000000898	8/30/2012	809.25
51010000	Purchased Water	KR	5000000899	8/30/2012	724.38
51110000	Waste Disposal	WA	5000000904	8/30/2012	2,178.85
51110000	Waste Disposal	WA	5000000904	8/30/2012	993.45
51110000	Waste Disposal	WA	5000000905	8/30/2012	(993.46)
51110000	Waste Disposal	WA	5000000906	8/30/2012	155.81
51110000	Waste Disposal	WA	5000000911	8/30/2012	62.10
51510000	Purchased Power	ZN	5000000868	8/30/2012	2,940.67
51800000	Chemicals	WA	5000000903	8/30/2012	3,513.99
51800000	Chemicals	WA	5000000903	8/30/2012	5,951.16
51800000	Chemicals	WA	5000000903	8/30/2012	2,311.77
51800000	Chemicals	WA	5000000903	8/30/2012	39,966.38
51800000	Chemicals	WA	5000000903	8/30/2012	6.30
51800000	Chemicals	WA	5000000903	8/30/2012	348.54
51800000	Chemicals	WA	5000000903	8/30/2012	10,472.53
51800000	Chemicals	WA	5000000903	8/30/2012	30.51
51800000	Chemicals	WA	5000000903	8/30/2012	2,836.79
51800000	Chemicals	WA	5000000903	8/30/2012	415.91
51800000	Chemicals	WA	5000000909	8/30/2012	47.52
51800000	Chemicals	WA	5000000909	8/30/2012	90.00
51800000	Chemicals	WA	5000000909	8/30/2012	784.53
51800000	Chemicals	WA	5000000910	8/30/2012	1,625.44
51800000	Chemicals	WA	5000000910	8/30/2012	435.01
51800000	Chemicals	WA	5000000910	8/30/2012	5,443.24
51800000	Chemicals	WA	5000000910	8/30/2012	477.96
51800000	Chemicals	WA	5000000910	8/30/2012	113.75
51800000	Chemicals	WA	5000000910	8/30/2012	5,362.91
51800000	Chemicals	WA	5000000910	8/30/2012	1,678.55
51800000	Chemicals	WA	5000000910	8/30/2012	996.65
51800000	Chemicals	WA	5000000912	8/30/2012	(19.76)
52000000	M&S Expense (O&M)	WA	5000000880	8/30/2012	89.26
52000000	M&S Expense (O&M)	WA	5000000883	8/30/2012	178.52
52000000	M&S Expense (O&M)	WA	5000000883	8/30/2012	575.45
52000000	M&S Expense (O&M)	WA	5000000884	8/30/2012	40.76
52000000	M&S Expense (O&M)	KR	5000000917	8/30/2012	166.16
52000000	M&S Expense (O&M)	KR	5000000917	8/30/2012	41.34
52000000	M&S Expense (O&M)	WA	5000000923	8/30/2012	1,484.08
52000000	M&S Expense (O&M)	WA	5000000924	8/30/2012	(17.96)
52000000	M&S Expense (O&M)	WA	5000000924	8/30/2012	(25.49)
52000000	M&S Expense (O&M)	WA	5000000924	8/30/2012	(8.75)
52000000	M&S Expense (O&M)	WA	5000000924	8/30/2012	(7.52)
52000000	M&S Expense (O&M)	WA	5000000924	8/30/2012	(3.86)
52000000	M&S Expense (O&M)	WA	5000000925	8/30/2012	(19.12)
52000000	M&S Expense (O&M)	WA	5000000925	8/30/2012	(17.28)
52000000	M&S Expense (O&M)	WA	5000000925	8/30/2012	(636.71)
52000000	M&S Expense (O&M)	WA	5000000925	8/30/2012	(1,493.41)
52000000	M&S Expense (O&M)	WA	5000000925	8/30/2012	(379.55)
52000000	M&S Expense (O&M)	WA	5000000925	8/30/2012	(41.73)
52000000	M&S Expense (O&M)	WA	5000000925	8/30/2012	(170.07)
52000000	M&S Expense (O&M)	WA	5000000925	8/30/2012	(47.21)
52000000	M&S Expense (O&M)	WA	5000000925	8/30/2012	(15.30)
52000000	M&S Expense (O&M)	WA	5000000925	8/30/2012	(8.03)
52000000	M&S Expense (O&M)	WA	5000000926	8/30/2012	(7.72)
52000000	M&S Expense (O&M)	WA	5000000926	8/30/2012	(920.27)

Kentucky American Water Company  
Case No. 2012-00520  
Response to PSC DR1, Item 31

Account	Description	Doc Type	Document Number	Posting Date	Amount
52000000	M&S Expense (O&M)	WA	5000000926	8/30/2012	(397.18)
52000000	M&S Expense (O&M)	WA	5000000926	8/30/2012	(8.26)
52000000	M&S Expense (O&M)	WA	5000000926	8/30/2012	(58.62)
52000000	M&S Expense (O&M)	WA	5000000926	8/30/2012	(358.55)
52000000	M&S Expense (O&M)	WA	5000000926	8/30/2012	(41.91)
52000000	M&S Expense (O&M)	WA	5000000926	8/30/2012	(51.67)
52000000	M&S Expense (O&M)	WA	5000000926	8/30/2012	(7.52)
52000000	M&S Expense (O&M)	WA	5000000926	8/30/2012	(50.14)
52000000	M&S Expense (O&M)	WA	5000000926	8/30/2012	(5.80)
52000000	M&S Expense (O&M)	WA	5000000928	8/30/2012	7.72
52000000	M&S Expense (O&M)	WA	5000000928	8/30/2012	397.18
52000000	M&S Expense (O&M)	WA	5000000928	8/30/2012	920.27
52000000	M&S Expense (O&M)	WA	5000000928	8/30/2012	8.26
52000000	M&S Expense (O&M)	WA	5000000928	8/30/2012	58.62
52000000	M&S Expense (O&M)	WA	5000000928	8/30/2012	358.55
52000000	M&S Expense (O&M)	WA	5000000928	8/30/2012	41.91
52000000	M&S Expense (O&M)	WA	5000000928	8/30/2012	51.67
52000000	M&S Expense (O&M)	WA	5000000928	8/30/2012	7.52
52000000	M&S Expense (O&M)	WA	5000000928	8/30/2012	50.14
52000000	M&S Expense (O&M)	WA	5000000928	8/30/2012	5.80
52000000	M&S Expense (O&M)	WA	5000000928	8/30/2012	19.12
52000000	M&S Expense (O&M)	WA	5000000928	8/30/2012	17.28
52000000	M&S Expense (O&M)	WA	5000000930	8/30/2012	47.21
52000000	M&S Expense (O&M)	WA	5000000930	8/30/2012	15.30
52000000	M&S Expense (O&M)	WA	5000000930	8/30/2012	8.03
52000000	M&S Expense (O&M)	WA	5000000930	8/30/2012	17.96
52000000	M&S Expense (O&M)	WA	5000000930	8/30/2012	25.49
52000000	M&S Expense (O&M)	WA	5000000930	8/30/2012	8.75
52000000	M&S Expense (O&M)	WA	5000000930	8/30/2012	7.52
52000000	M&S Expense (O&M)	WA	5000000930	8/30/2012	3.86
52000000	M&S Expense (O&M)	WA	5000000930	8/30/2012	636.71
52000000	M&S Expense (O&M)	WA	5000000930	8/30/2012	1,493.41
52000000	M&S Expense (O&M)	WA	5000000930	8/30/2012	379.55
52000000	M&S Expense (O&M)	WA	5000000930	8/30/2012	41.73
52000000	M&S Expense (O&M)	WA	5000000930	8/30/2012	170.07
52000000	M&S Expense (O&M)	KR	5000000948	8/30/2012	505.84
52000000	M&S Expense (O&M)	KR	5000000852	8/30/2012	78.71
52000000	M&S Expense (O&M)	WA	5000000866	8/30/2012	27.30
52000000	M&S Expense (O&M)	WA	5000000867	8/30/2012	81.80
52000000	M&S Expense (O&M)	WA	5000000867	8/30/2012	23.70
52000000	M&S Expense (O&M)	WA	5000000867	8/30/2012	19.59
52000000	M&S Expense (O&M)	WA	5000000870	8/30/2012	27.30
52000000	M&S Expense (O&M)	WA	5000000870	8/30/2012	5.84
52000000	M&S Expense (O&M)	WA	5000000870	8/30/2012	8.04
52000000	M&S Expense (O&M)	WA	5000000870	8/30/2012	8.07
52000000	M&S Expense (O&M)	WA	5000000870	8/30/2012	58.99
52000000	M&S Expense (O&M)	SA	100000885	8/30/2012	5,575.00
52000000	M&S Expense (O&M)	SA	100000885	8/30/2012	(11,150.00)
52000000	M&S Expense (O&M)	UZ	2000000047	8/30/2012	(157.27)
52000000	M&S Expense (O&M)	UZ	2000000047	8/30/2012	(60.93)
52000000	M&S Expense (O&M)	UZ	2000000047	8/30/2012	653.11
52000000	M&S Expense (O&M)	UZ	2000000047	8/30/2012	71.32
52000000	M&S Expense (O&M)	UZ	2000000047	8/30/2012	(1,062.51)
52000000	M&S Expense (O&M)	UZ	2000000047	8/30/2012	(1,016.41)
52000000	M&S Expense (O&M)	UZ	2000000047	8/30/2012	(1,880.26)
52000000	M&S Expense (O&M)	UZ	2000000047	8/30/2012	(837.63)
52000000	M&S Expense (O&M)	UZ	2000000047	8/30/2012	(5,030.38)
52000000	M&S Expense (O&M)	UZ	2000000047	8/30/2012	(2,102.43)
52000000	M&S Expense (O&M)	UZ	2000000047	8/30/2012	(4,179.58)
52000000	M&S Expense (O&M)	UZ	2000000047	8/30/2012	902.97
52000000	M&S Expense (O&M)	UZ	2000000047	8/30/2012	3,750.18
52500000	Misc Expense (O&M)	KR	5000000951	8/30/2012	47.83
52500000	Misc Expense (O&M)	KR	5000000951	8/30/2012	160.02
52500000	Misc Expense (O&M)	KR	5000000951	8/30/2012	61.98
52500000	Misc Expense (O&M)	KR	5000000951	8/30/2012	8.18
52500000	Misc Expense (O&M)	KR	5000000951	8/30/2012	6.25
52500000	Misc Expense (O&M)	KR	5000000951	8/30/2012	40.20
52500000	Misc Expense (O&M)	KR	5000000951	8/30/2012	50.69
52500000	Misc Expense (O&M)	KR	5000000951	8/30/2012	69.12
52500000	Misc Expense (O&M)	KR	5000000951	8/30/2012	63.85
52500000	Misc Expense (O&M)	KR	5000000951	8/30/2012	48.04
52500000	Misc Expense (O&M)	KR	5000000951	8/30/2012	38.03
52500000	Misc Expense (O&M)	KR	5000000951	8/30/2012	43.87
52510000	Bank Svc Charges	KR	5000000900	8/30/2012	6,775.75
52510000	Bank Svc Charges	KR	5000000900	8/30/2012	1,477.24
52510000	Bank Svc Charges	KR	5000000900	8/30/2012	278.20
52520000	Collection Agencies	KR	5000000872	8/30/2012	2,914.22

Kentucky American Water Company  
Case No. 2012-00520  
Response to PSC DR1, Item 31

Account	Description	Doc Type	Document Number	Posting Date	Amount
52562500	Overnight Shippng	KR	5000000945	8/30/2012	5.32
52562500	Overnight Shippng	KR	5000000946	8/30/2012	262.15
52562500	Overnight Shippng	KR	5000000952	8/30/2012	364.70
52571100	Add'l Security Costs	KR	5000000950	8/30/2012	2,696.26
52571100	Add'l Security Costs	KR	5000000950	8/30/2012	132.50
52574000	Telephone	ZC	9400000343	8/30/2012	21.71
52574000	Telephone	ZC	9400000343	8/30/2012	127.20
52574000	Telephone	ZC	9400000343	8/30/2012	292.44
52574000	Telephone	ZC	9400000343	8/30/2012	372.74
52574000	Telephone	ZC	9400000343	8/30/2012	584.88
52574000	Telephone	ZC	9400000343	8/30/2012	2,394.49
52574000	Telephone	ZC	9400000343	8/30/2012	3,066.77
52574100	Cell Phone	ZC	9400000343	8/30/2012	70.00
52574100	Cell Phone	ZC	9400000343	8/30/2012	641.21
52583000	Water & WW	KR	5000000896	8/30/2012	9.52
52583000	Water & WW	KR	5000000913	8/30/2012	6.73
52583000	Water & WW	KR	5000000914	8/30/2012	16.86
52583000	Water & WW	KR	5000000915	8/30/2012	1,144.70
52583000	Water & WW	KR	5000000916	8/30/2012	108.08
52583000	Water & WW	KR	5000000944	8/30/2012	23.80
53110000	Contr Svc-Eng	KR	5000000919	8/30/2012	12,596.47
53110000	Contr Svc-Eng	KR	5000000920	8/30/2012	13,866.58
53150000	Contr Svc-Other	WE	5000000875	8/30/2012	4,350.00
53150000	Contr Svc-Other	WE	5000000876	8/30/2012	1,000.00
53150000	Contr Svc-Other	WE	5000000878	8/30/2012	28,747.00
53150000	Contr Svc-Other	WE	5000000886	8/30/2012	9,500.00
53150000	Contr Svc-Other	WE	5000000887	8/30/2012	(9,500.00)
53150000	Contr Svc-Other	WE	5000000888	8/30/2012	9,500.00
53150000	Contr Svc-Other	WE	5000000890	8/30/2012	(7,500.00)
53150000	Contr Svc-Other	WE	5000000891	8/30/2012	7,500.00
53150000	Contr Svc-Other	WE	5000000892	8/30/2012	(9,500.00)
53150000	Contr Svc-Other	WE	5000000893	8/30/2012	9,500.00
53150000	Contr Svc-Other	WE	5000000894	8/30/2012	(4,350.00)
53150000	Contr Svc-Other	WE	5000000895	8/30/2012	4,350.00
53150000	Contr Svc-Other	KR	5000000902	8/30/2012	995.66
53150000	Contr Svc-Other	KR	5000000902	8/30/2012	146.28
53150000	Contr Svc-Other	KR	5000000902	8/30/2012	367.61
53150000	Contr Svc-Other	KR	5000000902	8/30/2012	963.54
53150000	Contr Svc-Other	KR	5000000902	8/30/2012	674.48
53150000	Contr Svc-Other	KR	5000000902	8/30/2012	53.53
53150000	Contr Svc-Other	KR	5000000902	8/30/2012	190.80
53150000	Contr Svc-Other	KR	5000000902	8/30/2012	835.07
53150000	Contr Svc-Other	KR	5000000902	8/30/2012	174.58
53150000	Contr Svc-Other	KR	5000000902	8/30/2012	1,049.19
53150000	Contr Svc-Other	KR	5000000902	8/30/2012	543.14
53150000	Contr Svc-Other	KR	5000000902	8/30/2012	417.53
53150000	Contr Svc-Other	KR	5000000902	8/30/2012	63.60
53150000	Contr Svc-Other	KR	5000000902	8/30/2012	406.83
53150000	Contr Svc-Other	KR	5000000902	8/30/2012	63.60
53150000	Contr Svc-Other	KR	5000000902	8/30/2012	610.24
53150000	Contr Svc-Other	KR	5000000902	8/30/2012	824.36
53150000	Contr Svc-Other	KR	5000000902	8/30/2012	824.36
53150000	Contr Svc-Other	KR	5000000902	8/30/2012	802.95
53150000	Contr Svc-Other	KR	5000000907	8/30/2012	159.00
53150000	Contr Svc-Other	KR	5000000908	8/30/2012	79.50
53150000	Contr Svc-Other	KR	5000000918	8/30/2012	9.49
53150000	Contr Svc-Other	KR	5000000918	8/30/2012	9.22
53150000	Contr Svc-Other	WE	5000000921	8/30/2012	5,250.00
53150000	Contr Svc-Other	WE	5000000927	8/30/2012	39,637.00
53150000	Contr Svc-Other	WE	5000000929	8/30/2012	21,624.00
53150000	Contr Svc-Other	KR	5000000932	8/30/2012	3,281.76
53150000	Contr Svc-Other	KR	5000000933	8/30/2012	20,533.79
53150000	Contr Svc-Other	KR	5000000934	8/30/2012	2,332.00
53150000	Contr Svc-Other	KR	5000000935	8/30/2012	16,317.64
53150000	Contr Svc-Other	KR	5000000937	8/30/2012	8,614.62
53150000	Contr Svc-Other	WE	5000000940	8/30/2012	12,250.00
53150000	Contr Svc-Other	KR	5000000941	8/30/2012	11,941.96
53150000	Contr Svc-Other	KR	5000000943	8/30/2012	22,493.73
53150000	Contr Svc-Other	KR	5000000949	8/30/2012	101.76
53150000	Contr Svc-Other	KR	5000000851	8/30/2012	24,183.90
53150000	Contr Svc-Other	KR	5000000851	8/30/2012	122,657.90
53150000	Contr Svc-Other	WE	5000000855	8/30/2012	9,500.00
53150000	Contr Svc-Other	KR	5000000856	8/30/2012	1,208.40
53150000	Contr Svc-Other	KR	5000000857	8/30/2012	19,245.36
53150000	Contr Svc-Other	KR	5000000857	8/30/2012	1,855.00
53150000	Contr Svc-Other	KR	5000000858	8/30/2012	16,435.62
53150000	Contr Svc-Other	KR	5000000858	8/30/2012	2,040.50



Kentucky American Water Company  
Case No. 2012-00520  
Response to PSC DR1, Item 31

Account	Description	Doc Type	Document Number	Posting Date	Amount
53150000	Contr Svc-Other	KR	5000000859	8/30/2012	4,097.43
53150000	Contr Svc-Other	KR	5000000859	8/30/2012	715.50
53150000	Contr Svc-Other	WE	5000000860	8/30/2012	7,500.00
53150000	Contr Svc-Other	KR	5000000861	8/30/2012	604.20
53150000	Contr Svc-Other	KR	5000000861	8/30/2012	2,252.50
53150000	Contr Svc-Other	KR	5000000862	8/30/2012	222.60
53150000	Contr Svc-Other	KR	5000000862	8/30/2012	1,802.00
53150000	Contr Svc-Other	KR	5000000863	8/30/2012	556.50
53150000	Contr Svc-Other	KR	5000000863	8/30/2012	2,703.00
53150000	Contr Svc-Other	WE	5000000864	8/30/2012	40,093.88
53150000	Contr Svc-Other	KR	5000000865	8/30/2012	345.56
53150000	Contr Svc-Other	KR	5000000865	8/30/2012	275.60
53150000	Contr Svc-Other	KR	5000000865	8/30/2012	7.42
53150000	Contr Svc-Other	KR	5000000865	8/30/2012	22.26
53150000	Contr Svc-Other	WE	5000000869	8/30/2012	24,446.91
53150000	Contr Svc-Other	WE	5000000871	8/30/2012	36,368.85
53150000	Contr Svc-Other	WE	5000000873	8/30/2012	11,328.40
53150000	Contr Svc-Other	WE	5000000874	8/30/2012	2,450.00
53150000	Contr Svc-Other	UZ	2000000047	8/30/2012	(9,500.00)
53151000	Contr Svc-Temp EE	KR	5000000897	8/30/2012	826.80
53152000	Contr Svc-Lab Testng	KR	5000000947	8/30/2012	1,388.82
54110000	Rents-Real Prop	KR	5000000901	8/30/2012	100.00
55010300	Trans Lease Maint	SA	1000000885	8/30/2012	(5,575.00)
55010300	Trans Lease Maint	SA	1000000885	8/30/2012	11,150.00
57010000	Uncoll Accts Exp	ZA	9400000344	8/30/2012	3,165.14
57010000	Uncoll Accts Exp	ZA	9400000344	8/30/2012	35,487.36
71521000	M&J Expenses	SA	1000000883	8/30/2012	89.93
71521000	M&J Expenses	SA	1000000883	8/30/2012	(89.93)
81020000	Div Decl P/S w/ MRR	SV	100001037	8/30/2012	94,228.75
86031000	Div Dec Pref Stk	SV	100001037	8/30/2012	(94,228.75)
88107000	CAP Move-CWIP	UZ	2000000048	8/30/2012	157.27
88107000	CAP Move-CWIP	UZ	2000000048	8/30/2012	60.93
88107000	CAP Move-CWIP	UZ	2000000048	8/30/2012	(653.11)
88107000	CAP Move-CWIP	UZ	2000000048	8/30/2012	(71.32)
88107000	CAP Move-CWIP	UZ	2000000048	8/30/2012	1,062.51
88107000	CAP Move-CWIP	UZ	2000000048	8/30/2012	9,405.00
88107000	CAP Move-CWIP	UZ	2000000048	8/30/2012	1,006.25
88107000	CAP Move-CWIP	UZ	2000000048	8/30/2012	1,861.46
88107000	CAP Move-CWIP	UZ	2000000048	8/30/2012	2,102.43
88107000	CAP Move-CWIP	UZ	2000000048	8/30/2012	(902.97)
88107000	CAP Move-CWIP	UZ	2000000048	8/30/2012	837.63
88107000	CAP Move-CWIP	UZ	2000000048	8/30/2012	5,030.38
88107000	CAP Move-CWIP	UZ	2000000048	8/30/2012	(3,750.18)
88107000	CAP Move-CWIP	UZ	2000000048	8/30/2012	4,179.58
88257100	CAP Move-RWIP	UZ	2000000048	8/30/2012	18.80
88257100	CAP Move-RWIP	UZ	2000000048	8/30/2012	10.16
88257100	CAP Move-RWIP	UZ	2000000048	8/30/2012	95.00
88900000	CAP Move-Settlement	UZ	2000000048	8/30/2012	(60.93)
88900000	CAP Move-Settlement	UZ	2000000048	8/30/2012	(157.27)
88900000	CAP Move-Settlement	UZ	2000000048	8/30/2012	71.32
88900000	CAP Move-Settlement	UZ	2000000048	8/30/2012	653.11
88900000	CAP Move-Settlement	UZ	2000000048	8/30/2012	(1,062.51)
88900000	CAP Move-Settlement	UZ	2000000048	8/30/2012	(9,500.00)
88900000	CAP Move-Settlement	UZ	2000000048	8/30/2012	(1,880.26)
88900000	CAP Move-Settlement	UZ	2000000048	8/30/2012	(1,016.41)
88900000	CAP Move-Settlement	UZ	2000000048	8/30/2012	(837.63)
88900000	CAP Move-Settlement	UZ	2000000048	8/30/2012	902.97
88900000	CAP Move-Settlement	UZ	2000000048	8/30/2012	(5,030.38)
88900000	CAP Move-Settlement	UZ	2000000048	8/30/2012	(4,179.58)
88900000	CAP Move-Settlement	UZ	2000000048	8/30/2012	(2,102.43)
88900000	CAP Move-Settlement	UZ	2000000048	8/30/2012	3,750.18
40112000	Res Sales Unbilled	SV	100000895	8/31/2012	(2,383,518.61)
40122000	Com Sales Unbilled	SV	100000895	8/31/2012	(1,196,764.89)
40132000	Ind Sales Unbilled	SV	100000895	8/31/2012	(133,010.17)
40141000	Publ Fire Billed	SA	100000827	8/31/2012	(280,848.48)
40152000	Publ Auth Unbilled	SV	100000895	8/31/2012	(372,799.38)
40161050	Sls/Rsle Billed I/C	SA	100000902	8/31/2012	(820.80)
40161050	Sls/Rsle Billed I/C	SA	100000902	8/31/2012	(1,492.63)
40162000	SalesforRsle Unbilld	SV	100000895	8/31/2012	(165,019.70)
40310100	OthRev-Late Pymt Fee	SA	100000827	8/31/2012	0.36
40310250	OthRev-Rent I/C	SA	100000909	8/31/2012	(28,601.06)
40310500	OthRev-Appl/InitFee	SA	100000827	8/31/2012	(260.00)
40310500	OthRev-Appl/InitFee	SA	100000876	8/31/2012	(104.00)
40310600	OthRev-Usage Data	SA	100000906	8/31/2012	(1,435.00)
40310700	OthRev-Reconnct Fee	SA	100000827	8/31/2012	(104.00)
40310700	OthRev-Reconnct Fee	SA	100000876	8/31/2012	(52.00)
40310700	OthRev-Reconnct Fee	SA	100000876	8/31/2012	(26.00)

Kentucky American Water Company  
Case No. 2012-00520  
Response to PSC DR1, Item 31

Account	Description	Doc Type	Document Number	Posting Date	Amount
40319900	OthRev-Misc Svc	SA	100000906	8/31/2012	(200.00)
40319900	OthRev-Misc Svc	DR	4000001196	8/31/2012	(3,268.00)
50100000	Labor Expense	CF	9300000054	8/31/2012	(113.85)
50100000	Labor Expense	CF	9300000054	8/31/2012	113.85
50100000	Labor Expense	CF	9300000055	8/31/2012	(422.80)
50100000	Labor Expense	CF	9300000055	8/31/2012	422.80
50100000	Labor Expense	CF	9300000123	8/31/2012	(426.40)
50100000	Labor Expense	CF	9300000123	8/31/2012	426.40
50100000	Labor Expense	CF	9300000131	8/31/2012	(636.65)
50100000	Labor Expense	CF	9300000131	8/31/2012	636.65
50100000	Labor Expense	CF	9300000134	8/31/2012	(280.00)
50100000	Labor Expense	CF	9300000134	8/31/2012	280.00
50100000	Labor Expense	CF	9300000142	8/31/2012	(1,512.55)
50100000	Labor Expense	CF	9300000142	8/31/2012	1,512.55
50100000	Labor Expense	CF	9300000145	8/31/2012	(842.40)
50100000	Labor Expense	CF	9300000145	8/31/2012	842.40
50100000	Labor Expense	CF	9300000154	8/31/2012	(126.91)
50100000	Labor Expense	CF	9300000154	8/31/2012	126.91
50100000	Labor Expense	CF	9300000169	8/31/2012	(1,087.20)
50100000	Labor Expense	CF	9300000169	8/31/2012	1,087.20
50100000	Labor Expense	CF	9300000181	8/31/2012	(4,134.00)
50100000	Labor Expense	CF	9300000181	8/31/2012	4,134.00
50100000	Labor Expense	CF	9300000202	8/31/2012	(41,857.55)
50100000	Labor Expense	CF	9300000202	8/31/2012	41,857.55
50100000	Labor Expense	CF	9300000206	8/31/2012	(1,064.40)
50100000	Labor Expense	CF	9300000206	8/31/2012	1,064.40
50100000	Labor Expense	CF	9300000216	8/31/2012	(86.15)
50100000	Labor Expense	CF	9300000216	8/31/2012	86.15
50100000	Labor Expense	CF	9300000217	8/31/2012	(719.39)
50100000	Labor Expense	CF	9300000217	8/31/2012	719.39
50100000	Labor Expense	CF	9300000292	8/31/2012	(1,289.80)
50100000	Labor Expense	CF	9300000292	8/31/2012	1,289.80
50100000	Labor Expense	CF	9300000297	8/31/2012	(2,385.49)
50100000	Labor Expense	CF	9300000297	8/31/2012	2,385.49
50100000	Labor Expense	CF	9300000301	8/31/2012	(3,496.00)
50100000	Labor Expense	CF	9300000301	8/31/2012	3,496.00
50100000	Labor Expense	CF	9300000303	8/31/2012	(2,001.12)
50100000	Labor Expense	CF	9300000303	8/31/2012	2,001.12
50100000	Labor Expense	CF	9300000309	8/31/2012	(1,144.57)
50100000	Labor Expense	CF	9300000309	8/31/2012	1,144.57
50100000	Labor Expense	CF	9300000313	8/31/2012	(2,560.00)
50100000	Labor Expense	CF	9300000313	8/31/2012	2,560.00
50100000	Labor Expense	CF	9300000320	8/31/2012	(315.06)
50100000	Labor Expense	CF	9300000320	8/31/2012	315.06
50100000	Labor Expense	CF	9300000359	8/31/2012	(9,243.32)
50100000	Labor Expense	CF	9300000359	8/31/2012	9,243.32
50100000	Labor Expense	CF	9300000381	8/31/2012	(71,219.22)
50100000	Labor Expense	CF	9300000381	8/31/2012	71,219.22
50100000	Labor Expense	CS	9300000180	8/31/2012	(39,184.30)
50100000	Labor Expense	CS	9300000358	8/31/2012	(44,377.11)
50100000	Labor Expense	CS	9300000199	8/31/2012	(532.32)
50100000	Labor Expense	CS	9300000378	8/31/2012	(880.29)
50100000	Labor Expense	CS	9300000122	8/31/2012	(942.48)
50100000	Labor Expense	CS	9300000291	8/31/2012	(6,658.59)
50100000	Labor Expense	CS	9300000170	8/31/2012	(12,304.76)
50100000	Labor Expense	CS	9300000347	8/31/2012	(10,012.65)
50100000	Labor Expense	CS	9300000141	8/31/2012	(7,845.13)
50100000	Labor Expense	CS	9300000308	8/31/2012	(9,066.69)
50100000	Labor Expense	CS	9300000126	8/31/2012	(6,816.50)
50100000	Labor Expense	CS	9300000124	8/31/2012	(413.76)
50100000	Labor Expense	CS	9300000293	8/31/2012	(204.24)
50100000	Labor Expense	CS	9300000201	8/31/2012	(13,662.61)
50100000	Labor Expense	CS	9300000380	8/31/2012	(10,904.11)
50100000	Labor Expense	CS	9300000144	8/31/2012	(1,132.40)
50100000	Labor Expense	CS	9300000312	8/31/2012	(1,866.08)
50100000	Labor Expense	CS	9300000148	8/31/2012	(1,608.00)
50100000	Labor Expense	CS	9300000317	8/31/2012	(804.00)
50100000	Labor Expense	CS	9300000139	8/31/2012	(123.95)
50100000	Labor Expense	CS	9300000306	8/31/2012	(64.32)
50100000	Labor Expense	CS	9300000203	8/31/2012	(2,123.96)
50100000	Labor Expense	CS	9300000382	8/31/2012	(1,495.88)
50100000	Labor Expense	CS	9300000193	8/31/2012	(1,304.56)
50100000	Labor Expense	CS	9300000372	8/31/2012	(826.82)
50100000	Labor Expense	CS	9300000172	8/31/2012	(1,662.40)
50100000	Labor Expense	CS	9300000350	8/31/2012	(1,782.80)
50100000	Labor Expense	CS	9300000158	8/31/2012	(18,592.57)
50100000	Labor Expense	CS	9300000327	8/31/2012	(19,866.75)

Kentucky American Water Company  
Case No. 2012-00520  
Response to PSC DR1, Item 31

Account	Description	Doc Type	Document Number	Posting Date	Amount
50100000	Labor Expense	CS	9300000190	8/31/2012	(1,468.40)
50100000	Labor Expense	CS	9300000368	8/31/2012	(900.55)
50100000	Labor Expense	CS	9300000334	8/31/2012	(268.48)
50100000	Labor Expense	CS	9300000164	8/31/2012	(11,534.06)
50100000	Labor Expense	CS	9300000339	8/31/2012	(12,546.40)
50100000	Labor Expense	CS	9300000182	8/31/2012	(3,404.86)
50100000	Labor Expense	CS	9300000360	8/31/2012	(5,863.78)
50100000	Labor Expense	CS	9300000130	8/31/2012	(15,476.40)
50100000	Labor Expense	CS	9300000296	8/31/2012	(14,748.48)
50100000	Labor Expense	CS	9300000205	8/31/2012	(851.52)
50100000	Labor Expense	CS	9300000168	8/31/2012	(3,257.20)
50100000	Labor Expense	CS	9300000343	8/31/2012	(3,800.80)
50100000	Labor Expense	CS	9300000135	8/31/2012	(7,252.12)
50100000	Labor Expense	CS	9300000302	8/31/2012	(4,290.74)
50100000	Labor Expense	CS	9300000490	8/31/2012	(1,715.20)
50100000	Labor Expense	CS	9300000197	8/31/2012	(619.88)
50100000	Labor Expense	CS	9300000376	8/31/2012	(865.50)
50100000	Labor Expense	CS	9300000133	8/31/2012	(2,189.40)
50100000	Labor Expense	CS	9300000300	8/31/2012	(2,329.40)
50100000	Labor Expense	CS	9300000374	8/31/2012	(84.60)
50100000	Labor Expense	CS	9300000155	8/31/2012	(6,486.48)
50100000	Labor Expense	CS	9300000322	8/31/2012	(6,068.79)
50100000	Labor Expense	CS	9300000195	8/31/2012	(2,185.60)
50100000	Labor Expense	CS	9300000364	8/31/2012	(638.82)
50100000	Labor Expense	CS	9300000207	8/31/2012	(1,077.70)
50100000	Labor Expense	CS	9300000384	8/31/2012	(1,063.83)
50100000	Labor Expense	CS	9300000186	8/31/2012	(253.78)
50100000	Labor Expense	CS	9300000330	8/31/2012	(534.64)
50100000	Labor Expense	CS	9300000174	8/31/2012	(3,994.33)
50100000	Labor Expense	CS	9300000352	8/31/2012	(3,786.46)
50100000	Labor Expense	CS	9300000161	8/31/2012	(839.44)
50100000	Labor Expense	CS	9300000332	8/31/2012	(289.72)
50100000	Labor Expense	CS	9300000176	8/31/2012	(8,939.43)
50100000	Labor Expense	CS	9300000354	8/31/2012	(7,167.63)
50100000	Labor Expense	CS	9300000188	8/31/2012	(1,158.88)
50100000	Labor Expense	CS	9300000366	8/31/2012	(1,091.84)
50100000	Labor Expense	CS	9300000150	8/31/2012	(2,076.17)
50100000	Labor Expense	CS	9300000209	8/31/2012	(5,018.35)
50100000	Labor Expense	CS	9300000386	8/31/2012	(4,089.74)
50100001	Labor ExpenseAccrual	CS	9300000358	8/31/2012	(52,624.36)
50100001	Labor ExpenseAccrual	CS	9300000378	8/31/2012	(880.29)
50100001	Labor ExpenseAccrual	CS	9300000291	8/31/2012	(7,063.30)
50100001	Labor ExpenseAccrual	CS	9300000347	8/31/2012	(10,295.94)
50100001	Labor ExpenseAccrual	CS	9300000308	8/31/2012	(9,389.65)
50100001	Labor ExpenseAccrual	CS	9300000293	8/31/2012	(204.24)
50100001	Labor ExpenseAccrual	CS	9300000380	8/31/2012	(11,279.46)
50100001	Labor ExpenseAccrual	CS	9300000312	8/31/2012	(1,866.08)
50100001	Labor ExpenseAccrual	CS	9300000317	8/31/2012	(804.00)
50100001	Labor ExpenseAccrual	CS	9300000306	8/31/2012	(64.32)
50100001	Labor ExpenseAccrual	CS	9300000382	8/31/2012	(1,495.88)
50100001	Labor ExpenseAccrual	CS	9300000372	8/31/2012	(891.56)
50100001	Labor ExpenseAccrual	CS	9300000350	8/31/2012	(1,845.98)
50100001	Labor ExpenseAccrual	CS	9300000327	8/31/2012	(23,128.45)
50100001	Labor ExpenseAccrual	CS	9300000368	8/31/2012	(900.55)
50100001	Labor ExpenseAccrual	CS	9300000334	8/31/2012	(268.48)
50100001	Labor ExpenseAccrual	CS	9300000339	8/31/2012	(14,490.59)
50100001	Labor ExpenseAccrual	CS	9300000360	8/31/2012	(5,940.62)
50100001	Labor ExpenseAccrual	CS	9300000296	8/31/2012	(14,748.48)
50100001	Labor ExpenseAccrual	CS	9300000343	8/31/2012	(3,800.80)
50100001	Labor ExpenseAccrual	CS	9300000302	8/31/2012	(4,290.74)
50100001	Labor ExpenseAccrual	CS	9300000490	8/31/2012	(1,715.20)
50100001	Labor ExpenseAccrual	CS	9300000376	8/31/2012	(865.50)
50100001	Labor ExpenseAccrual	CS	9300000300	8/31/2012	(2,329.40)
50100001	Labor ExpenseAccrual	CS	9300000374	8/31/2012	(84.60)
50100001	Labor ExpenseAccrual	CS	9300000322	8/31/2012	(6,567.94)
50100001	Labor ExpenseAccrual	CS	9300000364	8/31/2012	(835.38)
50100001	Labor ExpenseAccrual	CS	9300000384	8/31/2012	(1,080.24)
50100001	Labor ExpenseAccrual	CS	9300000330	8/31/2012	(551.95)
50100001	Labor ExpenseAccrual	CS	9300000352	8/31/2012	(5,841.50)
50100001	Labor ExpenseAccrual	CS	9300000332	8/31/2012	(662.44)
50100001	Labor ExpenseAccrual	CS	9300000354	8/31/2012	(8,393.64)
50100001	Labor ExpenseAccrual	CS	9300000366	8/31/2012	(1,091.84)
50100001	Labor ExpenseAccrual	CS	9300000386	8/31/2012	(5,250.06)
50101300	Labor Oper WT	CS	9300000180	8/31/2012	39,184.30
50101300	Labor Oper WT	CS	9300000358	8/31/2012	44,377.11
50101300	Labor Oper WT	CS	9300000358	8/31/2012	52,624.36
50101300	Labor Oper WT	CS	9300000199	8/31/2012	532.32

Kentucky American Water Company  
Case No. 2012-00520  
Response to PSC DR1, Item 31

Account	Description	Doc Type	Document Number	Posting Date	Amount
50101300	Labor Oper WT	CS	9300000378	8/31/2012	880.29
50101300	Labor Oper WT	CS	9300000378	8/31/2012	880.29
50101300	Labor Oper WT	CS	9300000122	8/31/2012	942.48
50101300	Labor Oper WT	CS	9300000291	8/31/2012	6,658.59
50101300	Labor Oper WT	CS	9300000291	8/31/2012	7,063.30
50101305	Labor Oper WT SupEng	CS	9300000170	8/31/2012	12,304.76
50101305	Labor Oper WT SupEng	CS	9300000347	8/31/2012	10,012.65
50101305	Labor Oper WT SupEng	CS	9300000347	8/31/2012	10,295.94
50101305	Labor Oper WT SupEng	CS	9300000141	8/31/2012	7,845.13
50101305	Labor Oper WT SupEng	CS	9300000308	8/31/2012	9,066.69
50101305	Labor Oper WT SupEng	CS	9300000308	8/31/2012	9,389.65
50101305	Labor Oper WT SupEng	CS	9300000126	8/31/2012	6,816.50
50101305	Labor Oper WT SupEng	CS	9300000124	8/31/2012	413.76
50101305	Labor Oper WT SupEng	CS	9300000293	8/31/2012	204.24
50101305	Labor Oper WT SupEng	CS	9300000293	8/31/2012	204.24
50101400	Labor Oper TD	CS	9300000201	8/31/2012	13,662.61
50101400	Labor Oper TD	CS	9300000380	8/31/2012	10,904.11
50101400	Labor Oper TD	CS	9300000380	8/31/2012	11,279.46
50101400	Labor Oper TD	CS	9300000144	8/31/2012	1,132.40
50101400	Labor Oper TD	CS	9300000312	8/31/2012	1,866.08
50101400	Labor Oper TD	CS	9300000312	8/31/2012	1,866.08
50101405	Labor Oper TD SupEng	CS	9300000148	8/31/2012	1,608.00
50101405	Labor Oper TD SupEng	CS	9300000317	8/31/2012	804.00
50101405	Labor Oper TD SupEng	CS	9300000317	8/31/2012	804.00
50101405	Labor Oper TD SupEng	CS	9300000139	8/31/2012	123.95
50101405	Labor Oper TD SupEng	CS	9300000306	8/31/2012	64.32
50101405	Labor Oper TD SupEng	CS	9300000306	8/31/2012	64.32
50101405	Labor Oper TD SupEng	CS	9300000203	8/31/2012	2,123.96
50101405	Labor Oper TD SupEng	CS	9300000382	8/31/2012	1,495.88
50101405	Labor Oper TD SupEng	CS	9300000382	8/31/2012	1,495.88
50101405	Labor Oper TD SupEng	CS	9300000193	8/31/2012	1,304.56
50101405	Labor Oper TD SupEng	CS	9300000372	8/31/2012	826.82
50101405	Labor Oper TD SupEng	CS	9300000372	8/31/2012	891.56
50101415	Labor Oper TD Lines	CS	9300000172	8/31/2012	1,662.40
50101415	Labor Oper TD Lines	CS	9300000350	8/31/2012	1,782.80
50101415	Labor Oper TD Lines	CS	9300000350	8/31/2012	1,845.98
50101420	Labor Oper TD Meter	CS	9300000158	8/31/2012	18,592.57
50101420	Labor Oper TD Meter	CS	9300000327	8/31/2012	19,866.75
50101420	Labor Oper TD Meter	CS	9300000327	8/31/2012	23,128.45
50101500	Labor Oper CA	CS	9300000190	8/31/2012	1,468.40
50101500	Labor Oper CA	CS	9300000368	8/31/2012	900.55
50101500	Labor Oper CA	CS	9300000368	8/31/2012	900.55
50101500	Labor Oper CA	CS	9300000334	8/31/2012	268.48
50101500	Labor Oper CA	CS	9300000334	8/31/2012	268.48
50101510	Labor Oper CA MtrRd	CS	9300000164	8/31/2012	11,534.06
50101510	Labor Oper CA MtrRd	CS	9300000339	8/31/2012	12,546.40
50101510	Labor Oper CA MtrRd	CS	9300000339	8/31/2012	14,490.59
50101520	Labor Oper CA CstSrv	CS	9300000182	8/31/2012	3,404.86
50101520	Labor Oper CA CstSrv	CS	9300000360	8/31/2012	5,863.78
50101520	Labor Oper CA CstSrv	CS	9300000360	8/31/2012	5,940.62
50101600	Labor Oper AG	CS	9300000130	8/31/2012	15,476.40
50101600	Labor Oper AG	CS	9300000296	8/31/2012	14,748.48
50101600	Labor Oper AG	CS	9300000296	8/31/2012	14,748.48
50101600	Labor Oper AG	CS	9300000205	8/31/2012	851.52
50101600	Labor Oper AG	CS	9300000168	8/31/2012	3,257.20
50101600	Labor Oper AG	CS	9300000343	8/31/2012	3,800.80
50101600	Labor Oper AG	CS	9300000343	8/31/2012	3,800.80
50101600	Labor Oper AG	CS	9300000135	8/31/2012	7,252.12
50101600	Labor Oper AG	CS	9300000302	8/31/2012	4,290.74
50101600	Labor Oper AG	CS	9300000302	8/31/2012	4,290.74
50101600	Labor Oper AG	CS	9300000490	8/31/2012	1,715.20
50101600	Labor Oper AG	CS	9300000490	8/31/2012	1,715.20
50101600	Labor Oper AG	CS	9300000197	8/31/2012	619.88
50101600	Labor Oper AG	CS	9300000376	8/31/2012	865.50
50101600	Labor Oper AG	CS	9300000376	8/31/2012	865.50
50101600	Labor Oper AG	CS	9300000133	8/31/2012	2,189.40
50101600	Labor Oper AG	CS	9300000300	8/31/2012	2,329.40
50101600	Labor Oper AG	CS	9300000300	8/31/2012	2,329.40
50102125	Labor Mnt SS Wells	CS	9300000374	8/31/2012	84.60
50102125	Labor Mnt SS Wells	CS	9300000374	8/31/2012	84.60
50102300	Labor Maint WT	CS	9300000155	8/31/2012	6,486.48
50102300	Labor Maint WT	CS	9300000322	8/31/2012	6,068.79
50102300	Labor Maint WT	CS	9300000322	8/31/2012	6,567.94
50102305	Labor Mnt WT Sup&Eng	CS	9300000195	8/31/2012	2,185.60
50102400	Labor Maint TD	CS	9300000364	8/31/2012	638.82
50102400	Labor Maint TD	CS	9300000364	8/31/2012	835.38
50102400	Labor Maint TD	CS	9300000207	8/31/2012	1,077.70

Kentucky American Water Company  
Case No. 2012-00520  
Response to PSC DR1, Item 31

Account	Description	Doc Type	Document Number	Posting Date	Amount
50102400	Labor Maint TD	CS	9300000384	8/31/2012	1,063.83
50102400	Labor Maint TD	CS	9300000384	8/31/2012	1,080.24
50102410	Labor Mnt TD Str&Imp	CS	9300000186	8/31/2012	253.78
50102415	Labor Mnt TD DistRes	CS	9300000330	8/31/2012	534.64
50102415	Labor Mnt TD DistRes	CS	9300000330	8/31/2012	551.95
50102420	Labor Mnt TD Mains	CS	9300000174	8/31/2012	3,994.33
50102420	Labor Mnt TD Mains	CS	9300000352	8/31/2012	3,786.46
50102420	Labor Mnt TD Mains	CS	9300000352	8/31/2012	5,841.50
50102420	Labor Mnt TD Mains	CS	9300000161	8/31/2012	839.44
50102420	Labor Mnt TD Mains	CS	9300000332	8/31/2012	289.72
50102420	Labor Mnt TD Mains	CS	9300000332	8/31/2012	662.44
50102430	Labor Mnt TD Service	CS	9300000176	8/31/2012	8,939.43
50102430	Labor Mnt TD Service	CS	9300000354	8/31/2012	7,167.63
50102430	Labor Mnt TD Service	CS	9300000354	8/31/2012	8,393.64
50102430	Labor Mnt TD Service	CS	9300000188	8/31/2012	1,158.88
50102430	Labor Mnt TD Service	CS	9300000366	8/31/2012	1,091.84
50102430	Labor Mnt TD Service	CS	9300000366	8/31/2012	1,091.84
50102435	Labor Mnt TD Meter	CS	9300000150	8/31/2012	2,076.17
50102440	Labor Mnt TD Hydrant	CS	9300000209	8/31/2012	5,018.35
50102440	Labor Mnt TD Hydrant	CS	9300000386	8/31/2012	4,089.74
50102440	Labor Mnt TD Hydrant	CS	9300000386	8/31/2012	5,250.06
50109900	Labor Cap Credits	UT	9300000121	8/31/2012	(10,121.49)
50109900	Labor Cap Credits	UT	9300000290	8/31/2012	(26,119.50)
50110000	Labor NS OT -Natural	CS	9300000180	8/31/2012	(6,082.36)
50110000	Labor NS OT -Natural	CS	9300000358	8/31/2012	(8,247.25)
50110000	Labor NS OT -Natural	CS	9300000122	8/31/2012	(18.00)
50110000	Labor NS OT -Natural	CS	9300000291	8/31/2012	(404.71)
50110000	Labor NS OT -Natural	CS	9300000170	8/31/2012	(300.80)
50110000	Labor NS OT -Natural	CS	9300000347	8/31/2012	(283.29)
50110000	Labor NS OT -Natural	CS	9300000141	8/31/2012	(161.48)
50110000	Labor NS OT -Natural	CS	9300000308	8/31/2012	(322.96)
50110000	Labor NS OT -Natural	CS	9300000126	8/31/2012	(69.34)
50110000	Labor NS OT -Natural	CS	9300000201	8/31/2012	(713.38)
50110000	Labor NS OT -Natural	CS	9300000380	8/31/2012	(375.35)
50110000	Labor NS OT -Natural	CS	9300000193	8/31/2012	(64.74)
50110000	Labor NS OT -Natural	CS	9300000372	8/31/2012	(64.74)
50110000	Labor NS OT -Natural	CS	9300000172	8/31/2012	(259.44)
50110000	Labor NS OT -Natural	CS	9300000350	8/31/2012	(63.18)
50110000	Labor NS OT -Natural	CS	9300000158	8/31/2012	(1,900.60)
50110000	Labor NS OT -Natural	CS	9300000327	8/31/2012	(2,899.15)
50110000	Labor NS OT -Natural	CS	9300000164	8/31/2012	(779.05)
50110000	Labor NS OT -Natural	CS	9300000339	8/31/2012	(1,944.19)
50110000	Labor NS OT -Natural	CS	9300000182	8/31/2012	(93.56)
50110000	Labor NS OT -Natural	CS	9300000360	8/31/2012	(76.84)
50110000	Labor NS OT -Natural	CS	9300000135	8/31/2012	(128.64)
50110000	Labor NS OT -Natural	CS	9300000133	8/31/2012	(115.52)
50110000	Labor NS OT -Natural	CS	9300000155	8/31/2012	(2,089.92)
50110000	Labor NS OT -Natural	CS	9300000322	8/31/2012	(499.15)
50110000	Labor NS OT -Natural	CS	9300000184	8/31/2012	(147.42)
50110000	Labor NS OT -Natural	CS	9300000364	8/31/2012	(196.56)
50110000	Labor NS OT -Natural	CS	9300000207	8/31/2012	(90.65)
50110000	Labor NS OT -Natural	CS	9300000384	8/31/2012	(16.41)
50110000	Labor NS OT -Natural	CS	9300000330	8/31/2012	(17.31)
50110000	Labor NS OT -Natural	CS	9300000174	8/31/2012	(277.13)
50110000	Labor NS OT -Natural	CS	9300000352	8/31/2012	(1,506.83)
50110000	Labor NS OT -Natural	CS	9300000161	8/31/2012	(60.00)
50110000	Labor NS OT -Natural	CS	9300000332	8/31/2012	(372.72)
50110000	Labor NS OT -Natural	CS	9300000176	8/31/2012	(1,967.90)
50110000	Labor NS OT -Natural	CS	9300000354	8/31/2012	(995.31)
50110000	Labor NS OT -Natural	CS	9300000188	8/31/2012	(210.00)
50110000	Labor NS OT -Natural	CS	9300000209	8/31/2012	(1,844.31)
50110000	Labor NS OT -Natural	CS	9300000386	8/31/2012	(1,160.32)
50111300	LaborOper NS OT WT	CS	9300000180	8/31/2012	6,082.36
50111300	LaborOper NS OT WT	CS	9300000358	8/31/2012	8,247.25
50111300	LaborOper NS OT WT	CS	9300000122	8/31/2012	18.00
50111300	LaborOper NS OT WT	CS	9300000291	8/31/2012	404.71
50111305	LaborOperNS OT WT SE	CS	9300000170	8/31/2012	300.80
50111305	LaborOperNS OT WT SE	CS	9300000347	8/31/2012	283.29
50111305	LaborOperNS OT WT SE	CS	9300000141	8/31/2012	161.48
50111305	LaborOperNS OT WT SE	CS	9300000308	8/31/2012	322.96
50111305	LaborOperNS OT WT SE	CS	9300000126	8/31/2012	69.34
50111400	LaborOper NS OT TD	CS	9300000201	8/31/2012	713.38
50111400	LaborOper NS OT TD	CS	9300000380	8/31/2012	375.35
50111405	LaborOperNS OT TD SE	CS	9300000193	8/31/2012	64.74
50111405	LaborOperNS OT TD SE	CS	9300000372	8/31/2012	64.74
50111415	LaborOperNS OT TD Ln	CS	9300000172	8/31/2012	259.44
50111415	LaborOperNS OT TD Ln	CS	9300000350	8/31/2012	63.18

Kentucky American Water Company  
Case No. 2012-00520  
Response to PSC DR1, Item 31

Account	Description	Doc Type	Document Number	Posting Date	Amount
50111420	LaborOperNS OT TD Mt	CS	9300000158	8/31/2012	1,900.60
50111420	LaborOperNS OT TD Mt	CS	9300000327	8/31/2012	2,899.15
50111510	LaborOperNS OT CA MR	CS	9300000164	8/31/2012	779.05
50111510	LaborOperNS OT CA MR	CS	9300000339	8/31/2012	1,944.19
50111520	LaborOperNS OT CA CS	CS	9300000182	8/31/2012	93.56
50111520	LaborOperNS OT CA CS	CS	9300000360	8/31/2012	76.84
50111600	LaborOper NS OT AG	CS	9300000135	8/31/2012	128.64
50111600	LaborOper NS OT AG	CS	9300000133	8/31/2012	115.52
50112300	LaborMaint NS OT WT	CS	9300000155	8/31/2012	2,089.92
50112300	LaborMaint NS OT WT	CS	9300000322	8/31/2012	499.15
50112400	LaborMaint NS OT TD	CS	9300000184	8/31/2012	147.42
50112400	LaborMaint NS OT TD	CS	9300000364	8/31/2012	196.56
50112400	LaborMaint NS OT TD	CS	9300000207	8/31/2012	90.65
50112400	LaborMaint NS OT TD	CS	9300000384	8/31/2012	16.41
50112415	LaborMaintNSOT TD DR	CS	9300000330	8/31/2012	17.31
50112420	LaborMaintNSOT TD Mn	CS	9300000174	8/31/2012	277.13
50112420	LaborMaintNSOT TD Mn	CS	9300000352	8/31/2012	1,506.83
50112420	LaborMaintNSOT TD Mn	CS	9300000161	8/31/2012	60.00
50112420	LaborMaintNSOT TD Mn	CS	9300000332	8/31/2012	372.72
50112430	LaborMaintNSOT TD Sv	CS	9300000176	8/31/2012	1,967.90
50112430	LaborMaintNSOT TD Sv	CS	9300000354	8/31/2012	995.31
50112430	LaborMaintNSOT TD Sv	CS	9300000188	8/31/2012	210.00
50112440	LaborMaintNSOT TD Hy	CS	9300000209	8/31/2012	1,844.31
50112440	LaborMaintNSOT TD Hy	CS	9300000386	8/31/2012	1,160.32
50119900	LaborNSOT CapCredits	UT	9300000121	8/31/2012	(505.65)
50119900	LaborNSOT CapCredits	UT	9300000290	8/31/2012	(952.48)
50120000	Labor OT - Natural	CS	9300000327	8/31/2012	(362.55)
50120000	Labor OT - Natural	CS	9300000352	8/31/2012	(548.21)
50120000	Labor OT - Natural	CS	9300000176	8/31/2012	(24.17)
50120000	Labor OT - Natural	CS	9300000354	8/31/2012	(230.70)
50121420	LaborOperOT TD Meter	CS	9300000327	8/31/2012	362.55
50122420	LaborMaintOT TD Main	CS	9300000352	8/31/2012	548.21
50122430	LaborMaintOT TD Svc	CS	9300000176	8/31/2012	24.17
50122430	LaborMaintOT TD Svc	CS	9300000354	8/31/2012	230.70
50171000	Annual Incent Plan	CF	9300000482	8/31/2012	167.06
50171000	Annual Incent Plan	CF	9300000482	8/31/2012	(167.06)
50171000	Annual Incent Plan	CF	9300000491	8/31/2012	(167.06)
50171000	Annual Incent Plan	CF	9300000491	8/31/2012	167.06
50171000	Annual Incent Plan	CF	9300001206	8/31/2012	(1,742.25)
50171000	Annual Incent Plan	CF	9300001206	8/31/2012	(11,762.13)
50171000	Annual Incent Plan	CF	9300001206	8/31/2012	(1,178.39)
50171000	Annual Incent Plan	CF	9300001206	8/31/2012	(169.69)
50171000	Annual Incent Plan	CF	9300001206	8/31/2012	(43.33)
50171000	Annual Incent Plan	CF	9300001206	8/31/2012	1,742.25
50171000	Annual Incent Plan	CF	9300001206	8/31/2012	11,762.13
50171000	Annual Incent Plan	CF	9300001206	8/31/2012	1,178.39
50171000	Annual Incent Plan	CF	9300001206	8/31/2012	169.69
50171000	Annual Incent Plan	CF	9300001206	8/31/2012	43.33
50171000	Annual Incent Plan	CF	9300001211	8/31/2012	341.52
50171000	Annual Incent Plan	CF	9300001211	8/31/2012	(341.52)
50171000	Annual Incent Plan	CF	9300001213	8/31/2012	17.14
50171000	Annual Incent Plan	CF	9300001213	8/31/2012	(17.14)
50171000	Annual Incent Plan	CF	9300001215	8/31/2012	142.12
50171000	Annual Incent Plan	CF	9300001215	8/31/2012	(142.12)
50171000	Annual Incent Plan	CF	9300001217	8/31/2012	1,000.67
50171000	Annual Incent Plan	CF	9300001217	8/31/2012	(1,000.67)
50171000	Annual Incent Plan	CF	9300001219	8/31/2012	221.51
50171000	Annual Incent Plan	CF	9300001219	8/31/2012	(221.51)
50171000	Annual Incent Plan	CF	9300001221	8/31/2012	443.36
50171000	Annual Incent Plan	CF	9300001221	8/31/2012	(443.36)
50171000	Annual Incent Plan	CF	9300001223	8/31/2012	5.27
50171000	Annual Incent Plan	CF	9300001223	8/31/2012	(5.27)
50171000	Annual Incent Plan	CF	9300001225	8/31/2012	603.76
50171000	Annual Incent Plan	CF	9300001225	8/31/2012	(603.76)
50171000	Annual Incent Plan	CF	9300001227	8/31/2012	172.36
50171000	Annual Incent Plan	CF	9300001227	8/31/2012	(172.36)
50171000	Annual Incent Plan	CF	9300001229	8/31/2012	67.05
50171000	Annual Incent Plan	CF	9300001229	8/31/2012	(67.05)
50171000	Annual Incent Plan	CF	9300001231	8/31/2012	43.29
50171000	Annual Incent Plan	CF	9300001231	8/31/2012	(43.29)
50171000	Annual Incent Plan	CF	9300001233	8/31/2012	9.21
50171000	Annual Incent Plan	CF	9300001233	8/31/2012	(9.21)
50171000	Annual Incent Plan	CF	9300001235	8/31/2012	398.70
50171000	Annual Incent Plan	CF	9300001235	8/31/2012	(398.70)
50171000	Annual Incent Plan	CF	9300001237	8/31/2012	1,284.05
50171000	Annual Incent Plan	CF	9300001237	8/31/2012	(1,284.05)
50171000	Annual Incent Plan	CF	9300001239	8/31/2012	22.66

Kentucky American Water Company  
Case No. 2012-00520  
Response to PSC DR1, Item 31

Account	Description	Doc Type	Document Number	Posting Date	Amount
50171000	Annual Incent Plan	CF	9300001239	8/31/2012	(22.66)
50171000	Annual Incent Plan	CF	9300001241	8/31/2012	37.35
50171000	Annual Incent Plan	CF	9300001241	8/31/2012	(37.35)
50171000	Annual Incent Plan	CF	9300001243	8/31/2012	(11.20)
50171000	Annual Incent Plan	CF	9300001243	8/31/2012	11.20
50171000	Annual Incent Plan	CF	9300001245	8/31/2012	804.17
50171000	Annual Incent Plan	CF	9300001245	8/31/2012	(804.17)
50171000	Annual Incent Plan	CF	9300001247	8/31/2012	249.06
50171000	Annual Incent Plan	CF	9300001247	8/31/2012	(249.06)
50171000	Annual Incent Plan	CF	9300001249	8/31/2012	679.96
50171000	Annual Incent Plan	CF	9300001249	8/31/2012	(679.96)
50171000	Annual Incent Plan	CF	9300001251	8/31/2012	110.32
50171000	Annual Incent Plan	CF	9300001251	8/31/2012	(110.32)
50171000	Annual Incent Plan	CF	9300001253	8/31/2012	284.02
50171000	Annual Incent Plan	CF	9300001253	8/31/2012	(284.02)
50171000	Annual Incent Plan	CF	9300001255	8/31/2012	510.82
50171000	Annual Incent Plan	CF	9300001255	8/31/2012	(510.82)
50171000	Annual Incent Plan	CF	9300001257	8/31/2012	3,118.26
50171000	Annual Incent Plan	CF	9300001257	8/31/2012	(3,118.26)
50171000	Annual Incent Plan	CF	9300001259	8/31/2012	317.10
50171000	Annual Incent Plan	CF	9300001259	8/31/2012	(317.10)
50171000	Annual Incent Plan	CF	9300001261	8/31/2012	30.73
50171000	Annual Incent Plan	CF	9300001261	8/31/2012	(30.73)
50171000	Annual Incent Plan	CF	9300001263	8/31/2012	5.29
50171000	Annual Incent Plan	CF	9300001263	8/31/2012	(5.29)
50171000	Annual Incent Plan	CF	9300001265	8/31/2012	69.69
50171000	Annual Incent Plan	CF	9300001265	8/31/2012	(69.69)
50171000	Annual Incent Plan	CF	9300001267	8/31/2012	68.16
50171000	Annual Incent Plan	CF	9300001267	8/31/2012	(68.16)
50171000	Annual Incent Plan	CF	9300001269	8/31/2012	63.03
50171000	Annual Incent Plan	CF	9300001269	8/31/2012	(63.03)
50171000	Annual Incent Plan	CF	9300001271	8/31/2012	3.53
50171000	Annual Incent Plan	CF	9300001271	8/31/2012	(3.53)
50171000	Annual Incent Plan	CF	9300001273	8/31/2012	45.57
50171000	Annual Incent Plan	CF	9300001273	8/31/2012	(45.57)
50171000	Annual Incent Plan	CF	9300001275	8/31/2012	49.01
50171000	Annual Incent Plan	CF	9300001275	8/31/2012	(49.01)
50171000	Annual Incent Plan	CF	9300001277	8/31/2012	47.80
50171000	Annual Incent Plan	CF	9300001277	8/31/2012	(47.80)
50171000	Annual Incent Plan	CF	9300001279	8/31/2012	3,104.92
50171000	Annual Incent Plan	CF	9300001279	8/31/2012	(3,104.92)
50171000	Annual Incent Plan	CF	9300001281	8/31/2012	106.66
50171000	Annual Incent Plan	CF	9300001281	8/31/2012	(106.66)
50171000	Annual Incent Plan	CF	9300001283	8/31/2012	39.95
50171000	Annual Incent Plan	CF	9300001283	8/31/2012	(39.95)
50171000	Annual Incent Plan	CF	9300001285	8/31/2012	67.17
50171000	Annual Incent Plan	CF	9300001285	8/31/2012	(67.17)
50171000	Annual Incent Plan	CF	9300001287	8/31/2012	299.35
50171000	Annual Incent Plan	CF	9300001287	8/31/2012	(299.35)
50171000	Annual Incent Plan	CF	9300000056	8/31/2012	66.66
50171000	Annual Incent Plan	CF	9300000056	8/31/2012	(66.66)
50171000	Annual Incent Plan	CF	9300000057	8/31/2012	25.92
50171000	Annual Incent Plan	CF	9300000057	8/31/2012	(25.92)
50171000	Annual Incent Plan	CF	9300000058	8/31/2012	2,109.60
50171000	Annual Incent Plan	CF	9300000058	8/31/2012	(2,109.60)
50171000	Annual Incent Plan	CF	9300000059	8/31/2012	20.15
50171000	Annual Incent Plan	CF	9300000059	8/31/2012	(20.15)
50171000	Annual Incent Plan	CF	9300000060	8/31/2012	331.96
50171000	Annual Incent Plan	CF	9300000060	8/31/2012	(331.96)
50171000	Annual Incent Plan	CF	9300000061	8/31/2012	455.72
50171000	Annual Incent Plan	CF	9300000061	8/31/2012	(455.72)
50171000	Annual Incent Plan	CF	9300000062	8/31/2012	599.24
50171000	Annual Incent Plan	CF	9300000062	8/31/2012	(599.24)
50171000	Annual Incent Plan	CF	9300000063	8/31/2012	96.17
50171000	Annual Incent Plan	CF	9300000063	8/31/2012	(96.17)
50171000	Annual Incent Plan	CF	9300000064	8/31/2012	2,703.83
50171000	Annual Incent Plan	CF	9300000064	8/31/2012	(2,703.83)
50171000	Annual Incent Plan	CF	9300000065	8/31/2012	63.53
50171000	Annual Incent Plan	CF	9300000065	8/31/2012	(63.53)
50171000	Annual Incent Plan	CF	9300000066	8/31/2012	103.44
50171000	Annual Incent Plan	CF	9300000066	8/31/2012	(103.44)
50171000	Annual Incent Plan	CF	9300000067	8/31/2012	6.04
50171000	Annual Incent Plan	CF	9300000067	8/31/2012	(6.04)
50171000	Annual Incent Plan	CF	9300000068	8/31/2012	78.31
50171000	Annual Incent Plan	CF	9300000068	8/31/2012	(78.31)
50171000	Annual Incent Plan	CF	9300000069	8/31/2012	80.96
50171000	Annual Incent Plan	CF	9300000069	8/31/2012	(80.96)

Kentucky American Water Company  
Case No. 2012-00520  
Response to PSC DR1, Item 31

Account	Description	Doc Type	Document Number	Posting Date	Amount
50171000	Annual Incent Plan	CF	9300000070	8/31/2012	905.46
50171000	Annual Incent Plan	CF	9300000070	8/31/2012	(905.46)
50171000	Annual Incent Plan	CF	9300000071	8/31/2012	71.51
50171000	Annual Incent Plan	CF	9300000071	8/31/2012	(71.51)
50171000	Annual Incent Plan	CF	9300000072	8/31/2012	561.71
50171000	Annual Incent Plan	CF	9300000072	8/31/2012	(561.71)
50171000	Annual Incent Plan	CF	9300000073	8/31/2012	165.82
50171000	Annual Incent Plan	CF	9300000073	8/31/2012	(165.82)
50171000	Annual Incent Plan	CF	9300000074	8/31/2012	120.26
50171000	Annual Incent Plan	CF	9300000074	8/31/2012	(120.26)
50171000	Annual Incent Plan	CF	9300000075	8/31/2012	30.19
50171000	Annual Incent Plan	CF	9300000075	8/31/2012	(30.19)
50171000	Annual Incent Plan	CF	9300000076	8/31/2012	353.18
50171000	Annual Incent Plan	CF	9300000076	8/31/2012	(353.18)
50171000	Annual Incent Plan	CF	9300000077	8/31/2012	211.57
50171000	Annual Incent Plan	CF	9300000077	8/31/2012	(211.57)
50171000	Annual Incent Plan	CF	9300000078	8/31/2012	93.31
50171000	Annual Incent Plan	CF	9300000078	8/31/2012	(93.31)
50171000	Annual Incent Plan	CF	9300000079	8/31/2012	6.18
50171000	Annual Incent Plan	CF	9300000079	8/31/2012	(6.18)
50171000	Annual Incent Plan	CF	9300000080	8/31/2012	784.71
50171000	Annual Incent Plan	CF	9300000080	8/31/2012	(784.71)
50171000	Annual Incent Plan	CF	9300000081	8/31/2012	315.89
50171000	Annual Incent Plan	CF	9300000081	8/31/2012	(315.89)
50171000	Annual Incent Plan	CF	9300000082	8/31/2012	106.44
50171000	Annual Incent Plan	CF	9300000082	8/31/2012	(106.44)
50171000	Annual Incent Plan	CF	9300000083	8/31/2012	52.48
50171000	Annual Incent Plan	CF	9300000083	8/31/2012	(52.48)
50171000	Annual Incent Plan	CF	9300000084	8/31/2012	12.36
50171000	Annual Incent Plan	CF	9300000084	8/31/2012	(12.36)
50171000	Annual Incent Plan	CF	9300000085	8/31/2012	40.88
50171000	Annual Incent Plan	CF	9300000085	8/31/2012	(40.88)
50171000	Annual Incent Plan	CF	9300000086	8/31/2012	194.52
50171000	Annual Incent Plan	CF	9300000086	8/31/2012	(194.52)
50171000	Annual Incent Plan	CF	9300000087	8/31/2012	56.44
50171000	Annual Incent Plan	CF	9300000087	8/31/2012	(56.44)
50171000	Annual Incent Plan	CF	9300000088	8/31/2012	435.35
50171000	Annual Incent Plan	CF	9300000088	8/31/2012	(435.35)
50171000	Annual Incent Plan	CF	9300000089	8/31/2012	101.11
50171000	Annual Incent Plan	CF	9300000089	8/31/2012	(101.11)
50171000	Annual Incent Plan	CF	9300000090	8/31/2012	244.39
50171000	Annual Incent Plan	CF	9300000090	8/31/2012	(244.39)
50171000	Annual Incent Plan	CF	9300000123	8/31/2012	(66.66)
50171000	Annual Incent Plan	CF	9300000123	8/31/2012	66.66
50171000	Annual Incent Plan	CF	9300000125	8/31/2012	(20.15)
50171000	Annual Incent Plan	CF	9300000125	8/31/2012	20.15
50171000	Annual Incent Plan	CF	9300000127	8/31/2012	(331.96)
50171000	Annual Incent Plan	CF	9300000127	8/31/2012	331.96
50171000	Annual Incent Plan	CF	9300000131	8/31/2012	(784.71)
50171000	Annual Incent Plan	CF	9300000131	8/31/2012	784.71
50171000	Annual Incent Plan	CF	9300000134	8/31/2012	(120.26)
50171000	Annual Incent Plan	CF	9300000134	8/31/2012	120.26
50171000	Annual Incent Plan	CF	9300000136	8/31/2012	(353.18)
50171000	Annual Incent Plan	CF	9300000136	8/31/2012	353.18
50171000	Annual Incent Plan	CF	9300000140	8/31/2012	(6.04)
50171000	Annual Incent Plan	CF	9300000140	8/31/2012	6.04
50171000	Annual Incent Plan	CF	9300000142	8/31/2012	(455.72)
50171000	Annual Incent Plan	CF	9300000142	8/31/2012	455.72
50171000	Annual Incent Plan	CF	9300000145	8/31/2012	(96.17)
50171000	Annual Incent Plan	CF	9300000145	8/31/2012	96.17
50171000	Annual Incent Plan	CF	9300000149	8/31/2012	(78.31)
50171000	Annual Incent Plan	CF	9300000149	8/31/2012	78.31
50171000	Annual Incent Plan	CF	9300000151	8/31/2012	(101.11)
50171000	Annual Incent Plan	CF	9300000151	8/31/2012	101.11
50171000	Annual Incent Plan	CF	9300000154	8/31/2012	(6.18)
50171000	Annual Incent Plan	CF	9300000154	8/31/2012	6.18
50171000	Annual Incent Plan	CF	9300000156	8/31/2012	(315.89)
50171000	Annual Incent Plan	CF	9300000156	8/31/2012	315.89
50171000	Annual Incent Plan	CF	9300000159	8/31/2012	(905.46)
50171000	Annual Incent Plan	CF	9300000159	8/31/2012	905.46
50171000	Annual Incent Plan	CF	9300000162	8/31/2012	(40.88)
50171000	Annual Incent Plan	CF	9300000162	8/31/2012	40.88
50171000	Annual Incent Plan	CF	9300000165	8/31/2012	(561.71)
50171000	Annual Incent Plan	CF	9300000165	8/31/2012	561.71
50171000	Annual Incent Plan	CF	9300000169	8/31/2012	(211.57)
50171000	Annual Incent Plan	CF	9300000169	8/31/2012	211.57
50171000	Annual Incent Plan	CF	9300000171	8/31/2012	(599.24)



Kentucky American Water Company  
Case No. 2012-00520  
Response to PSC DR1, Item 31

Account	Description	Doc Type	Document Number	Posting Date	Amount
50171000	Annual Incent Plan	CF	9300000171	8/31/2012	599.24
50171000	Annual Incent Plan	CF	9300000173	8/31/2012	(80.96)
50171000	Annual Incent Plan	CF	9300000173	8/31/2012	80.96
50171000	Annual Incent Plan	CF	9300000175	8/31/2012	(194.52)
50171000	Annual Incent Plan	CF	9300000175	8/31/2012	194.52
50171000	Annual Incent Plan	CF	9300000177	8/31/2012	(435.35)
50171000	Annual Incent Plan	CF	9300000177	8/31/2012	435.35
50171000	Annual Incent Plan	CF	9300000181	8/31/2012	(2,109.60)
50171000	Annual Incent Plan	CF	9300000181	8/31/2012	2,109.60
50171000	Annual Incent Plan	CF	9300000183	8/31/2012	(165.82)
50171000	Annual Incent Plan	CF	9300000183	8/31/2012	165.82
50171000	Annual Incent Plan	CF	9300000187	8/31/2012	(12.36)
50171000	Annual Incent Plan	CF	9300000187	8/31/2012	12.36
50171000	Annual Incent Plan	CF	9300000189	8/31/2012	(56.44)
50171000	Annual Incent Plan	CF	9300000189	8/31/2012	56.44
50171000	Annual Incent Plan	CF	9300000191	8/31/2012	(71.51)
50171000	Annual Incent Plan	CF	9300000191	8/31/2012	71.51
50171000	Annual Incent Plan	CF	9300000194	8/31/2012	(63.53)
50171000	Annual Incent Plan	CF	9300000194	8/31/2012	63.53
50171000	Annual Incent Plan	CF	9300000196	8/31/2012	(106.44)
50171000	Annual Incent Plan	CF	9300000196	8/31/2012	106.44
50171000	Annual Incent Plan	CF	9300000198	8/31/2012	(30.19)
50171000	Annual Incent Plan	CF	9300000198	8/31/2012	30.19
50171000	Annual Incent Plan	CF	9300000200	8/31/2012	(25.92)
50171000	Annual Incent Plan	CF	9300000200	8/31/2012	25.92
50171000	Annual Incent Plan	CF	9300000202	8/31/2012	(2,703.83)
50171000	Annual Incent Plan	CF	9300000202	8/31/2012	2,703.83
50171000	Annual Incent Plan	CF	9300000204	8/31/2012	(103.44)
50171000	Annual Incent Plan	CF	9300000204	8/31/2012	103.44
50171000	Annual Incent Plan	CF	9300000206	8/31/2012	(93.31)
50171000	Annual Incent Plan	CF	9300000206	8/31/2012	93.31
50171000	Annual Incent Plan	CF	9300000208	8/31/2012	(52.48)
50171000	Annual Incent Plan	CF	9300000208	8/31/2012	52.48
50171000	Annual Incent Plan	CF	9300000210	8/31/2012	(244.39)
50171000	Annual Incent Plan	CF	9300000210	8/31/2012	244.39
50171000	Annual Incent Plan	CF	9300000219	8/31/2012	731.07
50171000	Annual Incent Plan	CF	9300000219	8/31/2012	(731.07)
50171000	Annual Incent Plan	CF	9300000220	8/31/2012	85.74
50171000	Annual Incent Plan	CF	9300000220	8/31/2012	(85.74)
50171000	Annual Incent Plan	CF	9300000221	8/31/2012	5,174.12
50171000	Annual Incent Plan	CF	9300000221	8/31/2012	(5,174.12)
50171000	Annual Incent Plan	CF	9300000222	8/31/2012	19.89
50171000	Annual Incent Plan	CF	9300000222	8/31/2012	(19.89)
50171000	Annual Incent Plan	CF	9300000223	8/31/2012	954.56
50171000	Annual Incent Plan	CF	9300000223	8/31/2012	(954.56)
50171000	Annual Incent Plan	CF	9300000224	8/31/2012	989.03
50171000	Annual Incent Plan	CF	9300000224	8/31/2012	(989.03)
50171000	Annual Incent Plan	CF	9300000225	8/31/2012	306.43
50171000	Annual Incent Plan	CF	9300000225	8/31/2012	(306.43)
50171000	Annual Incent Plan	CF	9300000226	8/31/2012	4,548.72
50171000	Annual Incent Plan	CF	9300000226	8/31/2012	(4,548.72)
50171000	Annual Incent Plan	CF	9300000227	8/31/2012	83.69
50171000	Annual Incent Plan	CF	9300000227	8/31/2012	(83.69)
50171000	Annual Incent Plan	CF	9300000228	8/31/2012	145.70
50171000	Annual Incent Plan	CF	9300000228	8/31/2012	(145.70)
50171000	Annual Incent Plan	CF	9300000229	8/31/2012	6.26
50171000	Annual Incent Plan	CF	9300000229	8/31/2012	(6.26)
50171000	Annual Incent Plan	CF	9300000230	8/31/2012	78.31
50171000	Annual Incent Plan	CF	9300000230	8/31/2012	(78.31)
50171000	Annual Incent Plan	CF	9300000231	8/31/2012	176.72
50171000	Annual Incent Plan	CF	9300000231	8/31/2012	(176.72)
50171000	Annual Incent Plan	CF	9300000232	8/31/2012	2,093.86
50171000	Annual Incent Plan	CF	9300000232	8/31/2012	(2,093.86)
50171000	Annual Incent Plan	CF	9300000233	8/31/2012	26.15
50171000	Annual Incent Plan	CF	9300000233	8/31/2012	(26.15)
50171000	Annual Incent Plan	CF	9300000234	8/31/2012	87.71
50171000	Annual Incent Plan	CF	9300000234	8/31/2012	(87.71)
50171000	Annual Incent Plan	CF	9300000235	8/31/2012	1,316.70
50171000	Annual Incent Plan	CF	9300000235	8/31/2012	(1,316.70)
50171000	Annual Incent Plan	CF	9300000236	8/31/2012	574.87
50171000	Annual Incent Plan	CF	9300000236	8/31/2012	(574.87)
50171000	Annual Incent Plan	CF	9300000237	8/31/2012	397.14
50171000	Annual Incent Plan	CF	9300000237	8/31/2012	(397.14)
50171000	Annual Incent Plan	CF	9300000238	8/31/2012	84.30
50171000	Annual Incent Plan	CF	9300000238	8/31/2012	(84.30)
50171000	Annual Incent Plan	CF	9300000239	8/31/2012	515.37
50171000	Annual Incent Plan	CF	9300000239	8/31/2012	(515.37)

Kentucky American Water Company  
Case No. 2012-00520  
Response to PSC DR1, Item 31

Account	Description	Doc Type	Document Number	Posting Date	Amount
50171000	Annual Incent Plan	CF	9300000240	8/31/2012	370.20
50171000	Annual Incent Plan	CF	9300000240	8/31/2012	(370.20)
50171000	Annual Incent Plan	CF	9300000241	8/31/2012	15.34
50171000	Annual Incent Plan	CF	9300000241	8/31/2012	(15.34)
50171000	Annual Incent Plan	CF	9300000242	8/31/2012	1,552.67
50171000	Annual Incent Plan	CF	9300000242	8/31/2012	(1,552.67)
50171000	Annual Incent Plan	CF	9300000243	8/31/2012	8.24
50171000	Annual Incent Plan	CF	9300000243	8/31/2012	(8.24)
50171000	Annual Incent Plan	CF	9300000244	8/31/2012	615.41
50171000	Annual Incent Plan	CF	9300000244	8/31/2012	(615.41)
50171000	Annual Incent Plan	CF	9300000245	8/31/2012	104.42
50171000	Annual Incent Plan	CF	9300000245	8/31/2012	(104.42)
50171000	Annual Incent Plan	CF	9300000246	8/31/2012	71.79
50171000	Annual Incent Plan	CF	9300000246	8/31/2012	(71.79)
50171000	Annual Incent Plan	CF	9300000247	8/31/2012	52.92
50171000	Annual Incent Plan	CF	9300000247	8/31/2012	(52.92)
50171000	Annual Incent Plan	CF	9300000248	8/31/2012	46.37
50171000	Annual Incent Plan	CF	9300000248	8/31/2012	(46.37)
50171000	Annual Incent Plan	CF	9300000249	8/31/2012	468.89
50171000	Annual Incent Plan	CF	9300000249	8/31/2012	(468.89)
50171000	Annual Incent Plan	CF	9300000250	8/31/2012	106.34
50171000	Annual Incent Plan	CF	9300000250	8/31/2012	(106.34)
50171000	Annual Incent Plan	CF	9300000251	8/31/2012	757.83
50171000	Annual Incent Plan	CF	9300000251	8/31/2012	(757.83)
50171000	Annual Incent Plan	CF	9300000252	8/31/2012	454.85
50171000	Annual Incent Plan	CF	9300000252	8/31/2012	(454.85)
50171000	Annual Incent Plan	CF	9300000292	8/31/2012	(731.07)
50171000	Annual Incent Plan	CF	9300000292	8/31/2012	731.07
50171000	Annual Incent Plan	CF	9300000294	8/31/2012	(19.89)
50171000	Annual Incent Plan	CF	9300000294	8/31/2012	19.89
50171000	Annual Incent Plan	CF	9300000297	8/31/2012	(1,552.67)
50171000	Annual Incent Plan	CF	9300000297	8/31/2012	1,552.67
50171000	Annual Incent Plan	CF	9300000301	8/31/2012	(397.14)
50171000	Annual Incent Plan	CF	9300000301	8/31/2012	397.14
50171000	Annual Incent Plan	CF	9300000303	8/31/2012	(515.37)
50171000	Annual Incent Plan	CF	9300000303	8/31/2012	515.37
50171000	Annual Incent Plan	CF	9300000307	8/31/2012	(6.26)
50171000	Annual Incent Plan	CF	9300000307	8/31/2012	6.26
50171000	Annual Incent Plan	CF	9300000309	8/31/2012	(954.56)
50171000	Annual Incent Plan	CF	9300000309	8/31/2012	954.56
50171000	Annual Incent Plan	CF	9300000313	8/31/2012	(306.43)
50171000	Annual Incent Plan	CF	9300000313	8/31/2012	306.43
50171000	Annual Incent Plan	CF	9300000318	8/31/2012	(78.31)
50171000	Annual Incent Plan	CF	9300000318	8/31/2012	78.31
50171000	Annual Incent Plan	CF	9300000320	8/31/2012	(15.34)
50171000	Annual Incent Plan	CF	9300000320	8/31/2012	15.34
50171000	Annual Incent Plan	CF	9300000323	8/31/2012	(615.41)
50171000	Annual Incent Plan	CF	9300000323	8/31/2012	615.41
50171000	Annual Incent Plan	CF	9300000328	8/31/2012	(2,093.86)
50171000	Annual Incent Plan	CF	9300000328	8/31/2012	2,093.86
50171000	Annual Incent Plan	CF	9300000331	8/31/2012	(52.92)
50171000	Annual Incent Plan	CF	9300000331	8/31/2012	52.92
50171000	Annual Incent Plan	CF	9300000333	8/31/2012	(46.37)
50171000	Annual Incent Plan	CF	9300000333	8/31/2012	46.37
50171000	Annual Incent Plan	CF	9300000335	8/31/2012	(26.15)
50171000	Annual Incent Plan	CF	9300000335	8/31/2012	26.15
50171000	Annual Incent Plan	CF	9300000340	8/31/2012	(1,316.70)
50171000	Annual Incent Plan	CF	9300000340	8/31/2012	1,316.70
50171000	Annual Incent Plan	CF	9300000344	8/31/2012	(370.20)
50171000	Annual Incent Plan	CF	9300000344	8/31/2012	370.20
50171000	Annual Incent Plan	CF	9300000348	8/31/2012	(989.03)
50171000	Annual Incent Plan	CF	9300000348	8/31/2012	989.03
50171000	Annual Incent Plan	CF	9300000351	8/31/2012	(176.72)
50171000	Annual Incent Plan	CF	9300000351	8/31/2012	176.72
50171000	Annual Incent Plan	CF	9300000353	8/31/2012	(468.89)
50171000	Annual Incent Plan	CF	9300000353	8/31/2012	468.89
50171000	Annual Incent Plan	CF	9300000355	8/31/2012	(757.83)
50171000	Annual Incent Plan	CF	9300000355	8/31/2012	757.83
50171000	Annual Incent Plan	CF	9300000359	8/31/2012	(5,174.12)
50171000	Annual Incent Plan	CF	9300000359	8/31/2012	5,174.12
50171000	Annual Incent Plan	CF	9300000361	8/31/2012	(574.87)
50171000	Annual Incent Plan	CF	9300000361	8/31/2012	574.87
50171000	Annual Incent Plan	CF	9300000365	8/31/2012	(71.79)
50171000	Annual Incent Plan	CF	9300000365	8/31/2012	71.79
50171000	Annual Incent Plan	CF	9300000367	8/31/2012	(106.34)
50171000	Annual Incent Plan	CF	9300000367	8/31/2012	106.34
50171000	Annual Incent Plan	CF	9300000369	8/31/2012	(87.71)

Kentucky American Water Company  
Case No. 2012-00520  
Response to PSC DR1, Item 31

Account	Description	Doc Type	Document Number	Posting Date	Amount
50171000	Annual Incent Plan	CF	9300000369	8/31/2012	87.71
50171000	Annual Incent Plan	CF	9300000373	8/31/2012	(83.69)
50171000	Annual Incent Plan	CF	9300000373	8/31/2012	83.69
50171000	Annual Incent Plan	CF	9300000375	8/31/2012	(8.24)
50171000	Annual Incent Plan	CF	9300000375	8/31/2012	8.24
50171000	Annual Incent Plan	CF	9300000377	8/31/2012	(84.30)
50171000	Annual Incent Plan	CF	9300000377	8/31/2012	84.30
50171000	Annual Incent Plan	CF	9300000379	8/31/2012	(85.74)
50171000	Annual Incent Plan	CF	9300000379	8/31/2012	85.74
50171000	Annual Incent Plan	CF	9300000381	8/31/2012	(4,548.72)
50171000	Annual Incent Plan	CF	9300000381	8/31/2012	4,548.72
50171000	Annual Incent Plan	CF	9300000383	8/31/2012	(145.70)
50171000	Annual Incent Plan	CF	9300000383	8/31/2012	145.70
50171000	Annual Incent Plan	CF	9300000385	8/31/2012	(104.42)
50171000	Annual Incent Plan	CF	9300000385	8/31/2012	104.42
50171000	Annual Incent Plan	CF	9300000387	8/31/2012	(454.85)
50171000	Annual Incent Plan	CF	9300000387	8/31/2012	454.85
50171600	Comp Exp-Options	SA	100000951	8/31/2012	1,779.00
50171800	Comp Exp-RSU's	SA	100000951	8/31/2012	3,250.00
50421000	401k Expense	CF	9300000491	8/31/2012	(51.46)
50421000	401k Expense	CF	9300000491	8/31/2012	51.46
50421000	401k Expense	CF	9300000054	8/31/2012	(3.52)
50421000	401k Expense	CF	9300000054	8/31/2012	3.52
50421000	401k Expense	CF	9300000055	8/31/2012	(9.02)
50421000	401k Expense	CF	9300000055	8/31/2012	9.02
50421000	401k Expense	CF	9300000123	8/31/2012	(31.76)
50421000	401k Expense	CF	9300000123	8/31/2012	31.76
50421000	401k Expense	CF	9300000125	8/31/2012	(13.70)
50421000	401k Expense	CF	9300000125	8/31/2012	13.70
50421000	401k Expense	CF	9300000127	8/31/2012	(90.40)
50421000	401k Expense	CF	9300000127	8/31/2012	90.40
50421000	401k Expense	CF	9300000131	8/31/2012	(431.68)
50421000	401k Expense	CF	9300000131	8/31/2012	431.68
50421000	401k Expense	CF	9300000134	8/31/2012	(64.61)
50421000	401k Expense	CF	9300000134	8/31/2012	64.61
50421000	401k Expense	CF	9300000136	8/31/2012	(192.48)
50421000	401k Expense	CF	9300000136	8/31/2012	192.48
50421000	401k Expense	CF	9300000140	8/31/2012	(4.95)
50421000	401k Expense	CF	9300000140	8/31/2012	4.95
50421000	401k Expense	CF	9300000142	8/31/2012	(268.65)
50421000	401k Expense	CF	9300000142	8/31/2012	268.65
50421000	401k Expense	CF	9300000145	8/31/2012	(10.80)
50421000	401k Expense	CF	9300000145	8/31/2012	10.80
50421000	401k Expense	CF	9300000149	8/31/2012	(64.24)
50421000	401k Expense	CF	9300000149	8/31/2012	64.24
50421000	401k Expense	CF	9300000151	8/31/2012	(51.93)
50421000	401k Expense	CF	9300000151	8/31/2012	51.93
50421000	401k Expense	CF	9300000154	8/31/2012	(3.35)
50421000	401k Expense	CF	9300000154	8/31/2012	3.35
50421000	401k Expense	CF	9300000156	8/31/2012	(93.61)
50421000	401k Expense	CF	9300000156	8/31/2012	93.61
50421000	401k Expense	CF	9300000159	8/31/2012	(355.24)
50421000	401k Expense	CF	9300000159	8/31/2012	355.24
50421000	401k Expense	CF	9300000162	8/31/2012	(6.48)
50421000	401k Expense	CF	9300000162	8/31/2012	6.48
50421000	401k Expense	CF	9300000165	8/31/2012	(105.72)
50421000	401k Expense	CF	9300000165	8/31/2012	105.72
50421000	401k Expense	CF	9300000169	8/31/2012	(40.76)
50421000	401k Expense	CF	9300000169	8/31/2012	40.76
50421000	401k Expense	CF	9300000171	8/31/2012	(378.43)
50421000	401k Expense	CF	9300000171	8/31/2012	378.43
50421000	401k Expense	CF	9300000173	8/31/2012	(6.48)
50421000	401k Expense	CF	9300000173	8/31/2012	6.48
50421000	401k Expense	CF	9300000175	8/31/2012	(85.49)
50421000	401k Expense	CF	9300000175	8/31/2012	85.49
50421000	401k Expense	CF	9300000177	8/31/2012	(160.67)
50421000	401k Expense	CF	9300000177	8/31/2012	160.67
50421000	401k Expense	CF	9300000181	8/31/2012	(721.42)
50421000	401k Expense	CF	9300000181	8/31/2012	721.42
50421000	401k Expense	CF	9300000183	8/31/2012	(107.14)
50421000	401k Expense	CF	9300000183	8/31/2012	107.14
50421000	401k Expense	CF	9300000187	8/31/2012	(10.16)
50421000	401k Expense	CF	9300000187	8/31/2012	10.16
50421000	401k Expense	CF	9300000189	8/31/2012	(13.01)
50421000	401k Expense	CF	9300000189	8/31/2012	13.01
50421000	401k Expense	CF	9300000191	8/31/2012	(36.71)
50421000	401k Expense	CF	9300000191	8/31/2012	36.71

Kentucky American Water Company  
Case No. 2012-00520  
Response to PSC DR1, Item 31

Account	Description	Doc Type	Document Number	Posting Date	Amount
50421000	401k Expense	CF	9300000194	8/31/2012	24.03
50421000	401k Expense	CF	9300000194	8/31/2012	(24.03)
50421000	401k Expense	CF	9300000196	8/31/2012	(87.43)
50421000	401k Expense	CF	9300000196	8/31/2012	87.43
50421000	401k Expense	CF	9300000198	8/31/2012	(23.72)
50421000	401k Expense	CF	9300000198	8/31/2012	23.72
50421000	401k Expense	CF	9300000200	8/31/2012	(13.29)
50421000	401k Expense	CF	9300000200	8/31/2012	13.29
50421000	401k Expense	CF	9300000202	8/31/2012	(1,280.21)
50421000	401k Expense	CF	9300000202	8/31/2012	1,280.21
50421000	401k Expense	CF	9300000204	8/31/2012	(26.69)
50421000	401k Expense	CF	9300000204	8/31/2012	26.69
50421000	401k Expense	CF	9300000206	8/31/2012	(76.64)
50421000	401k Expense	CF	9300000206	8/31/2012	76.64
50421000	401k Expense	CF	9300000208	8/31/2012	(24.88)
50421000	401k Expense	CF	9300000208	8/31/2012	24.88
50421000	401k Expense	CF	9300000210	8/31/2012	(104.23)
50421000	401k Expense	CF	9300000210	8/31/2012	104.23
50421000	401k Expense	CF	9300000216	8/31/2012	(2.16)
50421000	401k Expense	CF	9300000216	8/31/2012	2.16
50421000	401k Expense	CF	9300000217	8/31/2012	(15.61)
50421000	401k Expense	CF	9300000217	8/31/2012	15.61
50421000	401k Expense	CF	9300000292	8/31/2012	(193.26)
50421000	401k Expense	CF	9300000292	8/31/2012	193.26
50421000	401k Expense	CF	9300000294	8/31/2012	(16.34)
50421000	401k Expense	CF	9300000294	8/31/2012	16.34
50421000	401k Expense	CF	9300000297	8/31/2012	(854.19)
50421000	401k Expense	CF	9300000297	8/31/2012	854.19
50421000	401k Expense	CF	9300000301	8/31/2012	(252.04)
50421000	401k Expense	CF	9300000301	8/31/2012	252.04
50421000	401k Expense	CF	9300000303	8/31/2012	(307.82)
50421000	401k Expense	CF	9300000303	8/31/2012	307.82
50421000	401k Expense	CF	9300000309	8/31/2012	(549.14)
50421000	401k Expense	CF	9300000309	8/31/2012	549.14
50421000	401k Expense	CF	9300000313	8/31/2012	(56.28)
50421000	401k Expense	CF	9300000313	8/31/2012	56.28
50421000	401k Expense	CF	9300000318	8/31/2012	(64.28)
50421000	401k Expense	CF	9300000318	8/31/2012	64.28
50421000	401k Expense	CF	9300000320	8/31/2012	(5.33)
50421000	401k Expense	CF	9300000320	8/31/2012	5.33
50421000	401k Expense	CF	9300000323	8/31/2012	(157.26)
50421000	401k Expense	CF	9300000323	8/31/2012	157.26
50421000	401k Expense	CF	9300000328	8/31/2012	(908.48)
50421000	401k Expense	CF	9300000328	8/31/2012	908.48
50421000	401k Expense	CF	9300000333	8/31/2012	(6.48)
50421000	401k Expense	CF	9300000333	8/31/2012	6.48
50421000	401k Expense	CF	9300000340	8/31/2012	(263.86)
50421000	401k Expense	CF	9300000340	8/31/2012	263.86
50421000	401k Expense	CF	9300000344	8/31/2012	(54.40)
50421000	401k Expense	CF	9300000344	8/31/2012	54.40
50421000	401k Expense	CF	9300000348	8/31/2012	(738.28)
50421000	401k Expense	CF	9300000348	8/31/2012	738.28
50421000	401k Expense	CF	9300000351	8/31/2012	(4.32)
50421000	401k Expense	CF	9300000351	8/31/2012	4.32
50421000	401k Expense	CF	9300000353	8/31/2012	(233.08)
50421000	401k Expense	CF	9300000353	8/31/2012	233.08
50421000	401k Expense	CF	9300000355	8/31/2012	(494.54)
50421000	401k Expense	CF	9300000355	8/31/2012	494.54
50421000	401k Expense	CF	9300000359	8/31/2012	(1,623.12)
50421000	401k Expense	CF	9300000359	8/31/2012	1,623.12
50421000	401k Expense	CF	9300000361	8/31/2012	(265.56)
50421000	401k Expense	CF	9300000361	8/31/2012	265.56
50421000	401k Expense	CF	9300000367	8/31/2012	(34.56)
50421000	401k Expense	CF	9300000367	8/31/2012	34.56
50421000	401k Expense	CF	9300000369	8/31/2012	(71.54)
50421000	401k Expense	CF	9300000369	8/31/2012	71.54
50421000	401k Expense	CF	9300000373	8/31/2012	(16.10)
50421000	401k Expense	CF	9300000373	8/31/2012	16.10
50421000	401k Expense	CF	9300000377	8/31/2012	(69.26)
50421000	401k Expense	CF	9300000377	8/31/2012	69.26
50421000	401k Expense	CF	9300000379	8/31/2012	(41.62)
50421000	401k Expense	CF	9300000379	8/31/2012	41.62
50421000	401k Expense	CF	9300000381	8/31/2012	(2,149.69)
50421000	401k Expense	CF	9300000381	8/31/2012	2,149.69
50421000	401k Expense	CF	9300000383	8/31/2012	(20.06)
50421000	401k Expense	CF	9300000383	8/31/2012	20.06
50421000	401k Expense	CF	9300000385	8/31/2012	(76.34)

Kentucky American Water Company  
Case No. 2012-00520  
Response to PSC DR1, Item 31

Account	Description	Doc Type	Document Number	Posting Date	Amount
50421000	401k Expense	CF	9300000385	8/31/2012	76.34
50421000	401k Expense	CF	9300000387	8/31/2012	(209.60)
50421000	401k Expense	CF	9300000387	8/31/2012	209.60
50421100	401k Exp Cap Credits	UT	9300000121	8/31/2012	(202.74)
50421100	401k Exp Cap Credits	UT	9300000290	8/31/2012	(561.09)
50422000	DCP Expense	CF	9300000491	8/31/2012	(180.10)
50422000	DCP Expense	CF	9300000491	8/31/2012	180.10
50422000	DCP Expense	CF	9300000055	8/31/2012	(7.78)
50422000	DCP Expense	CF	9300000055	8/31/2012	7.78
50422000	DCP Expense	CF	9300000123	8/31/2012	(57.24)
50422000	DCP Expense	CF	9300000123	8/31/2012	57.24
50422000	DCP Expense	CF	9300000125	8/31/2012	(13.64)
50422000	DCP Expense	CF	9300000125	8/31/2012	13.64
50422000	DCP Expense	CF	9300000127	8/31/2012	(178.99)
50422000	DCP Expense	CF	9300000127	8/31/2012	178.99
50422000	DCP Expense	CF	9300000131	8/31/2012	(100.97)
50422000	DCP Expense	CF	9300000131	8/31/2012	100.97
50422000	DCP Expense	CF	9300000136	8/31/2012	(185.42)
50422000	DCP Expense	CF	9300000136	8/31/2012	185.42
50422000	DCP Expense	CF	9300000140	8/31/2012	(6.50)
50422000	DCP Expense	CF	9300000140	8/31/2012	6.50
50422000	DCP Expense	CF	9300000142	8/31/2012	(103.99)
50422000	DCP Expense	CF	9300000142	8/31/2012	103.99
50422000	DCP Expense	CF	9300000145	8/31/2012	(36.75)
50422000	DCP Expense	CF	9300000145	8/31/2012	36.75
50422000	DCP Expense	CF	9300000149	8/31/2012	(84.44)
50422000	DCP Expense	CF	9300000149	8/31/2012	84.44
50422000	DCP Expense	CF	9300000154	8/31/2012	(4.31)
50422000	DCP Expense	CF	9300000154	8/31/2012	4.31
50422000	DCP Expense	CF	9300000156	8/31/2012	(226.31)
50422000	DCP Expense	CF	9300000156	8/31/2012	226.31
50422000	DCP Expense	CF	9300000159	8/31/2012	(179.58)
50422000	DCP Expense	CF	9300000159	8/31/2012	179.58
50422000	DCP Expense	CF	9300000162	8/31/2012	(33.60)
50422000	DCP Expense	CF	9300000162	8/31/2012	33.60
50422000	DCP Expense	CF	9300000165	8/31/2012	(326.71)
50422000	DCP Expense	CF	9300000165	8/31/2012	326.71
50422000	DCP Expense	CF	9300000169	8/31/2012	(142.46)
50422000	DCP Expense	CF	9300000169	8/31/2012	142.46
50422000	DCP Expense	CF	9300000171	8/31/2012	(509.59)
50422000	DCP Expense	CF	9300000171	8/31/2012	509.59
50422000	DCP Expense	CF	9300000173	8/31/2012	(43.05)
50422000	DCP Expense	CF	9300000173	8/31/2012	43.05
50422000	DCP Expense	CF	9300000175	8/31/2012	(142.48)
50422000	DCP Expense	CF	9300000175	8/31/2012	142.48
50422000	DCP Expense	CF	9300000177	8/31/2012	(480.48)
50422000	DCP Expense	CF	9300000177	8/31/2012	480.48
50422000	DCP Expense	CF	9300000181	8/31/2012	(1,273.48)
50422000	DCP Expense	CF	9300000181	8/31/2012	1,273.48
50422000	DCP Expense	CF	9300000183	8/31/2012	(183.69)
50422000	DCP Expense	CF	9300000183	8/31/2012	183.69
50422000	DCP Expense	CF	9300000185	8/31/2012	(4.27)
50422000	DCP Expense	CF	9300000185	8/31/2012	4.27
50422000	DCP Expense	CF	9300000187	8/31/2012	(13.32)
50422000	DCP Expense	CF	9300000187	8/31/2012	13.32
50422000	DCP Expense	CF	9300000189	8/31/2012	(44.63)
50422000	DCP Expense	CF	9300000189	8/31/2012	44.63
50422000	DCP Expense	CF	9300000194	8/31/2012	(36.76)
50422000	DCP Expense	CF	9300000194	8/31/2012	36.76
50422000	DCP Expense	CF	9300000196	8/31/2012	(114.74)
50422000	DCP Expense	CF	9300000196	8/31/2012	114.74
50422000	DCP Expense	CF	9300000198	8/31/2012	(32.55)
50422000	DCP Expense	CF	9300000198	8/31/2012	32.55
50422000	DCP Expense	CF	9300000202	8/31/2012	(1,192.39)
50422000	DCP Expense	CF	9300000202	8/31/2012	1,192.39
50422000	DCP Expense	CF	9300000204	8/31/2012	(36.45)
50422000	DCP Expense	CF	9300000204	8/31/2012	36.45
50422000	DCP Expense	CF	9300000206	8/31/2012	(100.59)
50422000	DCP Expense	CF	9300000206	8/31/2012	100.59
50422000	DCP Expense	CF	9300000208	8/31/2012	(44.13)
50422000	DCP Expense	CF	9300000208	8/31/2012	44.13
50422000	DCP Expense	CF	9300000210	8/31/2012	(322.20)
50422000	DCP Expense	CF	9300000210	8/31/2012	322.20
50422000	DCP Expense	CF	9300000217	8/31/2012	(17.47)
50422000	DCP Expense	CF	9300000217	8/31/2012	17.47
50422000	DCP Expense	CF	9300000292	8/31/2012	(437.48)
50422000	DCP Expense	CF	9300000292	8/31/2012	437.48

Kentucky American Water Company  
Case No. 2012-00520  
Response to PSC DR1, Item 31

Account	Description	Doc Type	Document Number	Posting Date	Amount
50422000	DCP Expense	CF	9300000294	8/31/2012	(21.44)
50422000	DCP Expense	CF	9300000294	8/31/2012	21.44
50422000	DCP Expense	CF	9300000297	8/31/2012	(200.50)
50422000	DCP Expense	CF	9300000297	8/31/2012	200.50
50422000	DCP Expense	CF	9300000301	8/31/2012	(168.80)
50422000	DCP Expense	CF	9300000301	8/31/2012	168.80
50422000	DCP Expense	CF	9300000303	8/31/2012	(151.44)
50422000	DCP Expense	CF	9300000303	8/31/2012	151.44
50422000	DCP Expense	CF	9300000307	8/31/2012	(6.76)
50422000	DCP Expense	CF	9300000307	8/31/2012	6.76
50422000	DCP Expense	CF	9300000309	8/31/2012	(200.18)
50422000	DCP Expense	CF	9300000309	8/31/2012	200.18
50422000	DCP Expense	CF	9300000313	8/31/2012	(262.24)
50422000	DCP Expense	CF	9300000313	8/31/2012	262.24
50422000	DCP Expense	CF	9300000318	8/31/2012	(84.48)
50422000	DCP Expense	CF	9300000318	8/31/2012	84.48
50422000	DCP Expense	CF	9300000323	8/31/2012	(405.70)
50422000	DCP Expense	CF	9300000323	8/31/2012	405.70
50422000	DCP Expense	CF	9300000328	8/31/2012	(23.02)
50422000	DCP Expense	CF	9300000328	8/31/2012	23.02
50422000	DCP Expense	CF	9300000331	8/31/2012	(57.96)
50422000	DCP Expense	CF	9300000331	8/31/2012	57.96
50422000	DCP Expense	CF	9300000333	8/31/2012	(29.40)
50422000	DCP Expense	CF	9300000333	8/31/2012	29.40
50422000	DCP Expense	CF	9300000335	8/31/2012	(10.50)
50422000	DCP Expense	CF	9300000335	8/31/2012	10.50
50422000	DCP Expense	CF	9300000340	8/31/2012	(779.96)
50422000	DCP Expense	CF	9300000340	8/31/2012	779.96
50422000	DCP Expense	CF	9300000344	8/31/2012	(284.92)
50422000	DCP Expense	CF	9300000344	8/31/2012	284.92
50422000	DCP Expense	CF	9300000348	8/31/2012	(776.66)
50422000	DCP Expense	CF	9300000348	8/31/2012	776.66
50422000	DCP Expense	CF	9300000351	8/31/2012	(18.90)
50422000	DCP Expense	CF	9300000351	8/31/2012	18.90
50422000	DCP Expense	CF	9300000353	8/31/2012	(512.42)
50422000	DCP Expense	CF	9300000353	8/31/2012	512.42
50422000	DCP Expense	CF	9300000355	8/31/2012	(775.82)
50422000	DCP Expense	CF	9300000355	8/31/2012	775.82
50422000	DCP Expense	CF	9300000359	8/31/2012	(3,221.94)
50422000	DCP Expense	CF	9300000359	8/31/2012	3,221.94
50422000	DCP Expense	CF	9300000361	8/31/2012	(485.04)
50422000	DCP Expense	CF	9300000361	8/31/2012	485.04
50422000	DCP Expense	CF	9300000367	8/31/2012	(42.00)
50422000	DCP Expense	CF	9300000367	8/31/2012	42.00
50422000	DCP Expense	CF	9300000369	8/31/2012	(94.60)
50422000	DCP Expense	CF	9300000369	8/31/2012	94.60
50422000	DCP Expense	CF	9300000373	8/31/2012	(21.10)
50422000	DCP Expense	CF	9300000373	8/31/2012	21.10
50422000	DCP Expense	CF	9300000375	8/31/2012	(8.88)
50422000	DCP Expense	CF	9300000375	8/31/2012	8.88
50422000	DCP Expense	CF	9300000377	8/31/2012	(90.90)
50422000	DCP Expense	CF	9300000377	8/31/2012	90.90
50422000	DCP Expense	CF	9300000381	8/31/2012	(2,369.01)
50422000	DCP Expense	CF	9300000381	8/31/2012	2,369.01
50422000	DCP Expense	CF	9300000383	8/31/2012	(41.50)
50422000	DCP Expense	CF	9300000383	8/31/2012	41.50
50422000	DCP Expense	CF	9300000385	8/31/2012	(113.16)
50422000	DCP Expense	CF	9300000385	8/31/2012	113.16
50422000	DCP Expense	CF	9300000387	8/31/2012	(442.16)
50422000	DCP Expense	CF	9300000387	8/31/2012	442.16
50422100	DCP Exp Cap Credits	UT	9300000121	8/31/2012	(316.47)
50422100	DCP Exp Cap Credits	UT	9300000290	8/31/2012	(690.41)
50423000	ESPP Expense	CF	9300000418	8/31/2012	(812.83)
50423000	ESPP Expense	CF	9300000418	8/31/2012	812.83
50451000	Employee Awards	CF	9300000473	8/31/2012	(89.17)
50451000	Employee Awards	CF	9300000473	8/31/2012	89.17
50510000	PBOP Expense	SA	100000884	8/31/2012	70,420.00
50510000	PBOP Expense	SA	100000908	8/31/2012	(3,673.00)
50510000	PBOP Expense	SA	100000910	8/31/2012	(3,841.00)
50510000	PBOP Expense	SA	100000947	8/31/2012	3,841.00
50510000	PBOP Expense	SA	100001021	8/31/2012	(359.60)
50510000	PBOP Expense	CF	9300000482	8/31/2012	466.87
50510000	PBOP Expense	CF	9300000482	8/31/2012	(466.87)
50510000	PBOP Expense	CF	9300000487	8/31/2012	3,673.00
50510000	PBOP Expense	CF	9300000487	8/31/2012	(3,673.00)
50510000	PBOP Expense	CF	9300000491	8/31/2012	(466.87)
50510000	PBOP Expense	CF	9300000491	8/31/2012	466.87

Kentucky American Water Company  
Case No. 2012-00520  
Response to PSC DR1, Item 31

Account	Description	Doc Type	Document Number	Posting Date	Amount
50510000	PBOP Expense	CF	9300000518	8/31/2012	3,841.00
50510000	PBOP Expense	CF	9300000518	8/31/2012	(3,841.00)
50510000	PBOP Expense	CF	9300001007	8/31/2012	(3,841.00)
50510000	PBOP Expense	CF	9300001007	8/31/2012	3,841.00
50510000	PBOP Expense	CF	9300001199	8/31/2012	359.60
50510000	PBOP Expense	CF	9300001199	8/31/2012	(359.60)
50510000	PBOP Expense	CF	9300001206	8/31/2012	(6,336.28)
50510000	PBOP Expense	CF	9300001206	8/31/2012	(34,438.31)
50510000	PBOP Expense	CF	9300001206	8/31/2012	(3,442.85)
50510000	PBOP Expense	CF	9300001206	8/31/2012	(430.44)
50510000	PBOP Expense	CF	9300001206	8/31/2012	(109.91)
50510000	PBOP Expense	CF	9300001206	8/31/2012	6,336.28
50510000	PBOP Expense	CF	9300001206	8/31/2012	34,438.31
50510000	PBOP Expense	CF	9300001206	8/31/2012	3,442.85
50510000	PBOP Expense	CF	9300001206	8/31/2012	430.44
50510000	PBOP Expense	CF	9300001206	8/31/2012	109.91
50510000	PBOP Expense	CF	9300001211	8/31/2012	866.34
50510000	PBOP Expense	CF	9300001211	8/31/2012	(866.34)
50510000	PBOP Expense	CF	9300001213	8/31/2012	43.49
50510000	PBOP Expense	CF	9300001213	8/31/2012	(43.49)
50510000	PBOP Expense	CF	9300001215	8/31/2012	360.51
50510000	PBOP Expense	CF	9300001215	8/31/2012	(360.51)
50510000	PBOP Expense	CF	9300001217	8/31/2012	2,538.39
50510000	PBOP Expense	CF	9300001217	8/31/2012	(2,538.39)
50510000	PBOP Expense	CF	9300001219	8/31/2012	561.89
50510000	PBOP Expense	CF	9300001219	8/31/2012	(561.89)
50510000	PBOP Expense	CF	9300001221	8/31/2012	1,124.67
50510000	PBOP Expense	CF	9300001221	8/31/2012	(1,124.67)
50510000	PBOP Expense	CF	9300001223	8/31/2012	13.36
50510000	PBOP Expense	CF	9300001223	8/31/2012	(13.36)
50510000	PBOP Expense	CF	9300001225	8/31/2012	1,531.56
50510000	PBOP Expense	CF	9300001225	8/31/2012	(1,531.56)
50510000	PBOP Expense	CF	9300001227	8/31/2012	437.22
50510000	PBOP Expense	CF	9300001227	8/31/2012	(437.22)
50510000	PBOP Expense	CF	9300001229	8/31/2012	170.09
50510000	PBOP Expense	CF	9300001229	8/31/2012	(170.09)
50510000	PBOP Expense	CF	9300001231	8/31/2012	109.81
50510000	PBOP Expense	CF	9300001231	8/31/2012	(109.81)
50510000	PBOP Expense	CF	9300001233	8/31/2012	23.37
50510000	PBOP Expense	CF	9300001233	8/31/2012	(23.37)
50510000	PBOP Expense	CF	9300001235	8/31/2012	1,011.39
50510000	PBOP Expense	CF	9300001235	8/31/2012	(1,011.39)
50510000	PBOP Expense	CF	9300001237	8/31/2012	3,257.26
50510000	PBOP Expense	CF	9300001237	8/31/2012	(3,257.26)
50510000	PBOP Expense	CF	9300001239	8/31/2012	57.47
50510000	PBOP Expense	CF	9300001239	8/31/2012	(57.47)
50510000	PBOP Expense	CF	9300001241	8/31/2012	94.76
50510000	PBOP Expense	CF	9300001241	8/31/2012	(94.76)
50510000	PBOP Expense	CF	9300001243	8/31/2012	28.40
50510000	PBOP Expense	CF	9300001243	8/31/2012	(28.40)
50510000	PBOP Expense	CF	9300001245	8/31/2012	2,039.95
50510000	PBOP Expense	CF	9300001245	8/31/2012	(2,039.95)
50510000	PBOP Expense	CF	9300001247	8/31/2012	631.80
50510000	PBOP Expense	CF	9300001247	8/31/2012	(631.80)
50510000	PBOP Expense	CF	9300001249	8/31/2012	1,724.86
50510000	PBOP Expense	CF	9300001249	8/31/2012	(1,724.86)
50510000	PBOP Expense	CF	9300001251	8/31/2012	279.84
50510000	PBOP Expense	CF	9300001251	8/31/2012	(279.84)
50510000	PBOP Expense	CF	9300001253	8/31/2012	720.46
50510000	PBOP Expense	CF	9300001253	8/31/2012	(720.46)
50510000	PBOP Expense	CF	9300001255	8/31/2012	1,295.80
50510000	PBOP Expense	CF	9300001255	8/31/2012	(1,295.80)
50510000	PBOP Expense	CF	9300001257	8/31/2012	7,910.11
50510000	PBOP Expense	CF	9300001257	8/31/2012	(7,910.11)
50510000	PBOP Expense	CF	9300001259	8/31/2012	804.39
50510000	PBOP Expense	CF	9300001259	8/31/2012	(804.39)
50510000	PBOP Expense	CF	9300001261	8/31/2012	77.97
50510000	PBOP Expense	CF	9300001261	8/31/2012	(77.97)
50510000	PBOP Expense	CF	9300001263	8/31/2012	13.42
50510000	PBOP Expense	CF	9300001263	8/31/2012	(13.42)
50510000	PBOP Expense	CF	9300001265	8/31/2012	176.78
50510000	PBOP Expense	CF	9300001265	8/31/2012	(176.78)
50510000	PBOP Expense	CF	9300001267	8/31/2012	172.92
50510000	PBOP Expense	CF	9300001267	8/31/2012	(172.92)
50510000	PBOP Expense	CF	9300001269	8/31/2012	159.88
50510000	PBOP Expense	CF	9300001269	8/31/2012	(159.88)
50510000	PBOP Expense	CF	9300001271	8/31/2012	8.95

Kentucky American Water Company  
Case No. 2012-00520  
Response to PSC DR1, Item 31

Account	Description	Doc Type	Document Number	Posting Date	Amount
50510000	PBOP Expense	CF	9300001271	8/31/2012	(8.95)
50510000	PBOP Expense	CF	9300001273	8/31/2012	115.59
50510000	PBOP Expense	CF	9300001273	8/31/2012	(115.59)
50510000	PBOP Expense	CF	9300001275	8/31/2012	124.33
50510000	PBOP Expense	CF	9300001275	8/31/2012	(124.33)
50510000	PBOP Expense	CF	9300001277	8/31/2012	121.27
50510000	PBOP Expense	CF	9300001277	8/31/2012	(121.27)
50510000	PBOP Expense	CF	9300001279	8/31/2012	7,876.25
50510000	PBOP Expense	CF	9300001279	8/31/2012	(7,876.25)
50510000	PBOP Expense	CF	9300001281	8/31/2012	270.56
50510000	PBOP Expense	CF	9300001281	8/31/2012	(270.56)
50510000	PBOP Expense	CF	9300001283	8/31/2012	101.33
50510000	PBOP Expense	CF	9300001283	8/31/2012	(101.33)
50510000	PBOP Expense	CF	9300001285	8/31/2012	170.39
50510000	PBOP Expense	CF	9300001285	8/31/2012	(170.39)
50510000	PBOP Expense	CF	9300001287	8/31/2012	759.37
50510000	PBOP Expense	CF	9300001287	8/31/2012	(759.37)
50510000	PBOP Expense	CF	9300000056	8/31/2012	186.30
50510000	PBOP Expense	CF	9300000056	8/31/2012	(186.30)
50510000	PBOP Expense	CF	9300000057	8/31/2012	72.45
50510000	PBOP Expense	CF	9300000057	8/31/2012	(72.45)
50510000	PBOP Expense	CF	9300000058	8/31/2012	5,895.62
50510000	PBOP Expense	CF	9300000058	8/31/2012	(5,895.62)
50510000	PBOP Expense	CF	9300000059	8/31/2012	56.31
50510000	PBOP Expense	CF	9300000059	8/31/2012	(56.31)
50510000	PBOP Expense	CF	9300000060	8/31/2012	927.73
50510000	PBOP Expense	CF	9300000060	8/31/2012	(927.73)
50510000	PBOP Expense	CF	9300000061	8/31/2012	1,273.58
50510000	PBOP Expense	CF	9300000061	8/31/2012	(1,273.58)
50510000	PBOP Expense	CF	9300000062	8/31/2012	1,674.68
50510000	PBOP Expense	CF	9300000062	8/31/2012	(1,674.68)
50510000	PBOP Expense	CF	9300000063	8/31/2012	268.77
50510000	PBOP Expense	CF	9300000063	8/31/2012	(268.77)
50510000	PBOP Expense	CF	9300000064	8/31/2012	7,556.29
50510000	PBOP Expense	CF	9300000064	8/31/2012	(7,556.29)
50510000	PBOP Expense	CF	9300000065	8/31/2012	177.55
50510000	PBOP Expense	CF	9300000065	8/31/2012	(177.55)
50510000	PBOP Expense	CF	9300000066	8/31/2012	289.07
50510000	PBOP Expense	CF	9300000066	8/31/2012	(289.07)
50510000	PBOP Expense	CF	9300000067	8/31/2012	16.87
50510000	PBOP Expense	CF	9300000067	8/31/2012	(16.87)
50510000	PBOP Expense	CF	9300000068	8/31/2012	218.85
50510000	PBOP Expense	CF	9300000068	8/31/2012	(218.85)
50510000	PBOP Expense	CF	9300000069	8/31/2012	226.25
50510000	PBOP Expense	CF	9300000069	8/31/2012	(226.25)
50510000	PBOP Expense	CF	9300000070	8/31/2012	2,530.45
50510000	PBOP Expense	CF	9300000070	8/31/2012	(2,530.45)
50510000	PBOP Expense	CF	9300000071	8/31/2012	199.85
50510000	PBOP Expense	CF	9300000071	8/31/2012	(199.85)
50510000	PBOP Expense	CF	9300000072	8/31/2012	1,569.79
50510000	PBOP Expense	CF	9300000072	8/31/2012	(1,569.79)
50510000	PBOP Expense	CF	9300000073	8/31/2012	463.40
50510000	PBOP Expense	CF	9300000073	8/31/2012	(463.40)
50510000	PBOP Expense	CF	9300000074	8/31/2012	336.09
50510000	PBOP Expense	CF	9300000074	8/31/2012	(336.09)
50510000	PBOP Expense	CF	9300000075	8/31/2012	84.37
50510000	PBOP Expense	CF	9300000075	8/31/2012	(84.37)
50510000	PBOP Expense	CF	9300000076	8/31/2012	987.01
50510000	PBOP Expense	CF	9300000076	8/31/2012	(987.01)
50510000	PBOP Expense	CF	9300000077	8/31/2012	591.27
50510000	PBOP Expense	CF	9300000077	8/31/2012	(591.27)
50510000	PBOP Expense	CF	9300000078	8/31/2012	260.76
50510000	PBOP Expense	CF	9300000078	8/31/2012	(260.76)
50510000	PBOP Expense	CF	9300000079	8/31/2012	17.27
50510000	PBOP Expense	CF	9300000079	8/31/2012	(17.27)
50510000	PBOP Expense	CF	9300000080	8/31/2012	2,192.99
50510000	PBOP Expense	CF	9300000080	8/31/2012	(2,192.99)
50510000	PBOP Expense	CF	9300000081	8/31/2012	882.81
50510000	PBOP Expense	CF	9300000081	8/31/2012	(882.81)
50510000	PBOP Expense	CF	9300000082	8/31/2012	297.46
50510000	PBOP Expense	CF	9300000082	8/31/2012	(297.46)
50510000	PBOP Expense	CF	9300000083	8/31/2012	146.67
50510000	PBOP Expense	CF	9300000083	8/31/2012	(146.67)
50510000	PBOP Expense	CF	9300000084	8/31/2012	34.54
50510000	PBOP Expense	CF	9300000084	8/31/2012	(34.54)
50510000	PBOP Expense	CF	9300000085	8/31/2012	114.25
50510000	PBOP Expense	CF	9300000085	8/31/2012	(114.25)



Kentucky American Water Company  
Case No. 2012-00520  
Response to PSC DR1, Item 31

Account	Description	Doc Type	Document Number	Posting Date	Amount
50510000	PBOP Expense	CF	9300000086	8/31/2012	543.63
50510000	PBOP Expense	CF	9300000086	8/31/2012	(543.63)
50510000	PBOP Expense	CF	9300000087	8/31/2012	157.72
50510000	PBOP Expense	CF	9300000087	8/31/2012	(157.72)
50510000	PBOP Expense	CF	9300000088	8/31/2012	1,216.66
50510000	PBOP Expense	CF	9300000088	8/31/2012	(1,216.66)
50510000	PBOP Expense	CF	9300000089	8/31/2012	282.57
50510000	PBOP Expense	CF	9300000089	8/31/2012	(282.57)
50510000	PBOP Expense	CF	9300000090	8/31/2012	683.00
50510000	PBOP Expense	CF	9300000090	8/31/2012	(683.00)
50510000	PBOP Expense	CF	9300000091	8/31/2012	1,377.53
50510000	PBOP Expense	CF	9300000091	8/31/2012	(1,377.53)
50510000	PBOP Expense	CF	9300000092	8/31/2012	119.90
50510000	PBOP Expense	CF	9300000092	8/31/2012	(119.90)
50510000	PBOP Expense	CF	9300000093	8/31/2012	141.11
50510000	PBOP Expense	CF	9300000093	8/31/2012	(141.11)
50510000	PBOP Expense	CF	9300000094	8/31/2012	33.40
50510000	PBOP Expense	CF	9300000094	8/31/2012	(33.40)
50510000	PBOP Expense	CF	9300000095	8/31/2012	33.40
50510000	PBOP Expense	CF	9300000095	8/31/2012	(33.40)
50510000	PBOP Expense	CF	9300000096	8/31/2012	70.33
50510000	PBOP Expense	CF	9300000096	8/31/2012	(70.33)
50510000	PBOP Expense	CF	9300000097	8/31/2012	332.27
50510000	PBOP Expense	CF	9300000097	8/31/2012	(332.27)
50510000	PBOP Expense	CF	9300000098	8/31/2012	46.88
50510000	PBOP Expense	CF	9300000098	8/31/2012	(46.88)
50510000	PBOP Expense	CF	9300000099	8/31/2012	167.52
50510000	PBOP Expense	CF	9300000099	8/31/2012	(167.52)
50510000	PBOP Expense	CF	9300000100	8/31/2012	110.58
50510000	PBOP Expense	CF	9300000100	8/31/2012	(110.58)
50510000	PBOP Expense	CF	9300000101	8/31/2012	174.69
50510000	PBOP Expense	CF	9300000101	8/31/2012	(174.69)
50510000	PBOP Expense	CF	9300000102	8/31/2012	924.27
50510000	PBOP Expense	CF	9300000102	8/31/2012	(924.27)
50510000	PBOP Expense	CF	9300000103	8/31/2012	20.39
50510000	PBOP Expense	CF	9300000103	8/31/2012	(20.39)
50510000	PBOP Expense	CF	9300000104	8/31/2012	22.55
50510000	PBOP Expense	CF	9300000104	8/31/2012	(22.55)
50510000	PBOP Expense	CF	9300000105	8/31/2012	100.28
50510000	PBOP Expense	CF	9300000105	8/31/2012	(100.28)
50510000	PBOP Expense	CF	9300000106	8/31/2012	68.33
50510000	PBOP Expense	CF	9300000106	8/31/2012	(68.33)
50510000	PBOP Expense	CF	9300000107	8/31/2012	450.76
50510000	PBOP Expense	CF	9300000107	8/31/2012	(450.76)
50510000	PBOP Expense	CF	9300000108	8/31/2012	75.26
50510000	PBOP Expense	CF	9300000108	8/31/2012	(75.26)
50510000	PBOP Expense	CF	9300000109	8/31/2012	323.25
50510000	PBOP Expense	CF	9300000109	8/31/2012	(323.25)
50510000	PBOP Expense	CF	9300000110	8/31/2012	74.23
50510000	PBOP Expense	CF	9300000110	8/31/2012	(74.23)
50510000	PBOP Expense	CF	9300000111	8/31/2012	1.65
50510000	PBOP Expense	CF	9300000111	8/31/2012	(1.65)
50510000	PBOP Expense	CF	9300000112	8/31/2012	440.07
50510000	PBOP Expense	CF	9300000112	8/31/2012	(440.07)
50510000	PBOP Expense	CF	9300000113	8/31/2012	193.85
50510000	PBOP Expense	CF	9300000113	8/31/2012	(193.85)
50510000	PBOP Expense	CF	9300000114	8/31/2012	52.65
50510000	PBOP Expense	CF	9300000114	8/31/2012	(52.65)
50510000	PBOP Expense	CF	9300000115	8/31/2012	67.37
50510000	PBOP Expense	CF	9300000115	8/31/2012	(67.37)
50510000	PBOP Expense	CF	9300000116	8/31/2012	29.76
50510000	PBOP Expense	CF	9300000116	8/31/2012	(29.76)
50510000	PBOP Expense	CF	9300000117	8/31/2012	22.66
50510000	PBOP Expense	CF	9300000117	8/31/2012	(22.66)
50510000	PBOP Expense	CF	9300000118	8/31/2012	91.29
50510000	PBOP Expense	CF	9300000118	8/31/2012	(91.29)
50510000	PBOP Expense	CF	9300000119	8/31/2012	5.66
50510000	PBOP Expense	CF	9300000119	8/31/2012	(5.66)
50510000	PBOP Expense	CF	9300000120	8/31/2012	210.62
50510000	PBOP Expense	CF	9300000120	8/31/2012	(210.62)
50510000	PBOP Expense	CF	9300000123	8/31/2012	186.30
50510000	PBOP Expense	CF	9300000123	8/31/2012	(186.30)
50510000	PBOP Expense	CF	9300000125	8/31/2012	56.31
50510000	PBOP Expense	CF	9300000125	8/31/2012	(56.31)
50510000	PBOP Expense	CF	9300000127	8/31/2012	927.73
50510000	PBOP Expense	CF	9300000127	8/31/2012	(927.73)
50510000	PBOP Expense	CF	9300000131	8/31/2012	(2,192.99)

Kentucky American Water Company  
Case No. 2012-00520  
Response to PSC DR1, Item 31

Account	Description	Doc Type	Document Number	Posting Date	Amount
50510000	PBOP Expense	CF	9300000131	8/31/2012	2,192.99
50510000	PBOP Expense	CF	9300000134	8/31/2012	(336.09)
50510000	PBOP Expense	CF	9300000134	8/31/2012	336.09
50510000	PBOP Expense	CF	9300000136	8/31/2012	(987.01)
50510000	PBOP Expense	CF	9300000136	8/31/2012	987.01
50510000	PBOP Expense	CF	9300000140	8/31/2012	(16.87)
50510000	PBOP Expense	CF	9300000140	8/31/2012	16.87
50510000	PBOP Expense	CF	9300000142	8/31/2012	(1,273.58)
50510000	PBOP Expense	CF	9300000142	8/31/2012	1,273.58
50510000	PBOP Expense	CF	9300000145	8/31/2012	(268.77)
50510000	PBOP Expense	CF	9300000145	8/31/2012	268.77
50510000	PBOP Expense	CF	9300000149	8/31/2012	(218.85)
50510000	PBOP Expense	CF	9300000149	8/31/2012	218.85
50510000	PBOP Expense	CF	9300000151	8/31/2012	(282.57)
50510000	PBOP Expense	CF	9300000151	8/31/2012	282.57
50510000	PBOP Expense	CF	9300000154	8/31/2012	(17.27)
50510000	PBOP Expense	CF	9300000154	8/31/2012	17.27
50510000	PBOP Expense	CF	9300000156	8/31/2012	(882.81)
50510000	PBOP Expense	CF	9300000156	8/31/2012	882.81
50510000	PBOP Expense	CF	9300000159	8/31/2012	(2,530.45)
50510000	PBOP Expense	CF	9300000159	8/31/2012	2,530.45
50510000	PBOP Expense	CF	9300000162	8/31/2012	(114.25)
50510000	PBOP Expense	CF	9300000162	8/31/2012	114.25
50510000	PBOP Expense	CF	9300000165	8/31/2012	(1,569.79)
50510000	PBOP Expense	CF	9300000165	8/31/2012	1,569.79
50510000	PBOP Expense	CF	9300000169	8/31/2012	(591.27)
50510000	PBOP Expense	CF	9300000169	8/31/2012	591.27
50510000	PBOP Expense	CF	9300000171	8/31/2012	(1,674.68)
50510000	PBOP Expense	CF	9300000171	8/31/2012	1,674.68
50510000	PBOP Expense	CF	9300000173	8/31/2012	(226.25)
50510000	PBOP Expense	CF	9300000173	8/31/2012	226.25
50510000	PBOP Expense	CF	9300000175	8/31/2012	(543.63)
50510000	PBOP Expense	CF	9300000175	8/31/2012	543.63
50510000	PBOP Expense	CF	9300000177	8/31/2012	(1,216.66)
50510000	PBOP Expense	CF	9300000177	8/31/2012	1,216.66
50510000	PBOP Expense	CF	9300000181	8/31/2012	(5,895.62)
50510000	PBOP Expense	CF	9300000181	8/31/2012	5,895.62
50510000	PBOP Expense	CF	9300000183	8/31/2012	(463.40)
50510000	PBOP Expense	CF	9300000183	8/31/2012	463.40
50510000	PBOP Expense	CF	9300000187	8/31/2012	(34.54)
50510000	PBOP Expense	CF	9300000187	8/31/2012	34.54
50510000	PBOP Expense	CF	9300000189	8/31/2012	(157.72)
50510000	PBOP Expense	CF	9300000189	8/31/2012	157.72
50510000	PBOP Expense	CF	9300000191	8/31/2012	(199.85)
50510000	PBOP Expense	CF	9300000191	8/31/2012	199.85
50510000	PBOP Expense	CF	9300000194	8/31/2012	(177.55)
50510000	PBOP Expense	CF	9300000194	8/31/2012	177.55
50510000	PBOP Expense	CF	9300000196	8/31/2012	(297.46)
50510000	PBOP Expense	CF	9300000196	8/31/2012	297.46
50510000	PBOP Expense	CF	9300000198	8/31/2012	(84.37)
50510000	PBOP Expense	CF	9300000198	8/31/2012	84.37
50510000	PBOP Expense	CF	9300000200	8/31/2012	(72.45)
50510000	PBOP Expense	CF	9300000200	8/31/2012	72.45
50510000	PBOP Expense	CF	9300000202	8/31/2012	(7,556.29)
50510000	PBOP Expense	CF	9300000202	8/31/2012	7,556.29
50510000	PBOP Expense	CF	9300000204	8/31/2012	(289.07)
50510000	PBOP Expense	CF	9300000204	8/31/2012	289.07
50510000	PBOP Expense	CF	9300000206	8/31/2012	(260.76)
50510000	PBOP Expense	CF	9300000206	8/31/2012	260.76
50510000	PBOP Expense	CF	9300000208	8/31/2012	(146.67)
50510000	PBOP Expense	CF	9300000208	8/31/2012	146.67
50510000	PBOP Expense	CF	9300000210	8/31/2012	(683.00)
50510000	PBOP Expense	CF	9300000210	8/31/2012	683.00
50510000	PBOP Expense	CF	9300000219	8/31/2012	2,043.10
50510000	PBOP Expense	CF	9300000219	8/31/2012	(2,043.10)
50510000	PBOP Expense	CF	9300000220	8/31/2012	239.61
50510000	PBOP Expense	CF	9300000220	8/31/2012	(239.61)
50510000	PBOP Expense	CF	9300000221	8/31/2012	14,459.92
50510000	PBOP Expense	CF	9300000221	8/31/2012	(14,459.92)
50510000	PBOP Expense	CF	9300000222	8/31/2012	55.60
50510000	PBOP Expense	CF	9300000222	8/31/2012	(55.60)
50510000	PBOP Expense	CF	9300000223	8/31/2012	2,667.68
50510000	PBOP Expense	CF	9300000223	8/31/2012	(2,667.68)
50510000	PBOP Expense	CF	9300000224	8/31/2012	2,764.00
50510000	PBOP Expense	CF	9300000224	8/31/2012	(2,764.00)
50510000	PBOP Expense	CF	9300000225	8/31/2012	856.36
50510000	PBOP Expense	CF	9300000225	8/31/2012	(856.36)

Kentucky American Water Company  
Case No. 2012-00520  
Response to PSC DR1, Item 31

Account	Description	Doc Type	Document Number	Posting Date	Amount
50510000	PBOP Expense	CF	9300000226	8/31/2012	12,712.12
50510000	PBOP Expense	CF	9300000226	8/31/2012	(12,712.12)
50510000	PBOP Expense	CF	9300000227	8/31/2012	233.87
50510000	PBOP Expense	CF	9300000227	8/31/2012	(233.87)
50510000	PBOP Expense	CF	9300000228	8/31/2012	407.18
50510000	PBOP Expense	CF	9300000228	8/31/2012	(407.18)
50510000	PBOP Expense	CF	9300000229	8/31/2012	17.51
50510000	PBOP Expense	CF	9300000229	8/31/2012	(17.51)
50510000	PBOP Expense	CF	9300000230	8/31/2012	218.85
50510000	PBOP Expense	CF	9300000230	8/31/2012	(218.85)
50510000	PBOP Expense	CF	9300000231	8/31/2012	493.88
50510000	PBOP Expense	CF	9300000231	8/31/2012	(493.88)
50510000	PBOP Expense	CF	9300000232	8/31/2012	5,851.65
50510000	PBOP Expense	CF	9300000232	8/31/2012	(5,851.65)
50510000	PBOP Expense	CF	9300000233	8/31/2012	73.08
50510000	PBOP Expense	CF	9300000233	8/31/2012	(73.08)
50510000	PBOP Expense	CF	9300000234	8/31/2012	245.13
50510000	PBOP Expense	CF	9300000234	8/31/2012	(245.13)
50510000	PBOP Expense	CF	9300000235	8/31/2012	3,679.73
50510000	PBOP Expense	CF	9300000235	8/31/2012	(3,679.73)
50510000	PBOP Expense	CF	9300000236	8/31/2012	1,606.58
50510000	PBOP Expense	CF	9300000236	8/31/2012	(1,606.58)
50510000	PBOP Expense	CF	9300000237	8/31/2012	1,109.86
50510000	PBOP Expense	CF	9300000237	8/31/2012	(1,109.86)
50510000	PBOP Expense	CF	9300000238	8/31/2012	235.58
50510000	PBOP Expense	CF	9300000238	8/31/2012	(235.58)
50510000	PBOP Expense	CF	9300000239	8/31/2012	1,440.30
50510000	PBOP Expense	CF	9300000239	8/31/2012	(1,440.30)
50510000	PBOP Expense	CF	9300000240	8/31/2012	1,034.58
50510000	PBOP Expense	CF	9300000240	8/31/2012	(1,034.58)
50510000	PBOP Expense	CF	9300000241	8/31/2012	42.88
50510000	PBOP Expense	CF	9300000241	8/31/2012	(42.88)
50510000	PBOP Expense	CF	9300000242	8/31/2012	4,339.20
50510000	PBOP Expense	CF	9300000242	8/31/2012	(4,339.20)
50510000	PBOP Expense	CF	9300000243	8/31/2012	23.03
50510000	PBOP Expense	CF	9300000243	8/31/2012	(23.03)
50510000	PBOP Expense	CF	9300000244	8/31/2012	1,719.86
50510000	PBOP Expense	CF	9300000244	8/31/2012	(1,719.86)
50510000	PBOP Expense	CF	9300000245	8/31/2012	291.81
50510000	PBOP Expense	CF	9300000245	8/31/2012	(291.81)
50510000	PBOP Expense	CF	9300000246	8/31/2012	200.64
50510000	PBOP Expense	CF	9300000246	8/31/2012	(200.64)
50510000	PBOP Expense	CF	9300000247	8/31/2012	147.88
50510000	PBOP Expense	CF	9300000247	8/31/2012	(147.88)
50510000	PBOP Expense	CF	9300000248	8/31/2012	129.59
50510000	PBOP Expense	CF	9300000248	8/31/2012	(129.59)
50510000	PBOP Expense	CF	9300000249	8/31/2012	1,310.36
50510000	PBOP Expense	CF	9300000249	8/31/2012	(1,310.36)
50510000	PBOP Expense	CF	9300000250	8/31/2012	297.20
50510000	PBOP Expense	CF	9300000250	8/31/2012	(297.20)
50510000	PBOP Expense	CF	9300000251	8/31/2012	2,117.89
50510000	PBOP Expense	CF	9300000251	8/31/2012	(2,117.89)
50510000	PBOP Expense	CF	9300000252	8/31/2012	1,271.14
50510000	PBOP Expense	CF	9300000252	8/31/2012	(1,271.14)
50510000	PBOP Expense	CF	9300000253	8/31/2012	3,554.87
50510000	PBOP Expense	CF	9300000253	8/31/2012	(3,554.87)
50510000	PBOP Expense	CF	9300000254	8/31/2012	79.06
50510000	PBOP Expense	CF	9300000254	8/31/2012	(79.06)
50510000	PBOP Expense	CF	9300000255	8/31/2012	99.71
50510000	PBOP Expense	CF	9300000255	8/31/2012	(99.71)
50510000	PBOP Expense	CF	9300000256	8/31/2012	18.85
50510000	PBOP Expense	CF	9300000256	8/31/2012	(18.85)
50510000	PBOP Expense	CF	9300000257	8/31/2012	146.60
50510000	PBOP Expense	CF	9300000257	8/31/2012	(146.60)
50510000	PBOP Expense	CF	9300000258	8/31/2012	146.60
50510000	PBOP Expense	CF	9300000258	8/31/2012	(146.60)
50510000	PBOP Expense	CF	9300000259	8/31/2012	537.97
50510000	PBOP Expense	CF	9300000259	8/31/2012	(537.97)
50510000	PBOP Expense	CF	9300000260	8/31/2012	59.78
50510000	PBOP Expense	CF	9300000260	8/31/2012	(59.78)
50510000	PBOP Expense	CF	9300000261	8/31/2012	141.11
50510000	PBOP Expense	CF	9300000261	8/31/2012	(141.11)
50510000	PBOP Expense	CF	9300000262	8/31/2012	51.04
50510000	PBOP Expense	CF	9300000262	8/31/2012	(51.04)
50510000	PBOP Expense	CF	9300000263	8/31/2012	131.02
50510000	PBOP Expense	CF	9300000263	8/31/2012	(131.02)
50510000	PBOP Expense	CF	9300000264	8/31/2012	131.02

Kentucky American Water Company  
Case No. 2012-00520  
Response to PSC DR1, Item 31

Account	Description	Doc Type	Document Number	Posting Date	Amount
50510000	PBOP Expense	CF	9300000264	8/31/2012	(131.02)
50510000	PBOP Expense	CF	9300000265	8/31/2012	262.03
50510000	PBOP Expense	CF	9300000265	8/31/2012	(262.03)
50510000	PBOP Expense	CF	9300000266	8/31/2012	2,050.19
50510000	PBOP Expense	CF	9300000266	8/31/2012	(2,050.19)
50510000	PBOP Expense	CF	9300000267	8/31/2012	110.43
50510000	PBOP Expense	CF	9300000267	8/31/2012	(110.43)
50510000	PBOP Expense	CF	9300000268	8/31/2012	583.49
50510000	PBOP Expense	CF	9300000268	8/31/2012	(583.49)
50510000	PBOP Expense	CF	9300000269	8/31/2012	18.41
50510000	PBOP Expense	CF	9300000269	8/31/2012	(18.41)
50510000	PBOP Expense	CF	9300000270	8/31/2012	9.87
50510000	PBOP Expense	CF	9300000270	8/31/2012	(9.87)
50510000	PBOP Expense	CF	9300000271	8/31/2012	205.31
50510000	PBOP Expense	CF	9300000271	8/31/2012	(205.31)
50510000	PBOP Expense	CF	9300000272	8/31/2012	571.54
50510000	PBOP Expense	CF	9300000272	8/31/2012	(571.54)
50510000	PBOP Expense	CF	9300000273	8/31/2012	283.51
50510000	PBOP Expense	CF	9300000273	8/31/2012	(283.51)
50510000	PBOP Expense	CF	9300000274	8/31/2012	597.72
50510000	PBOP Expense	CF	9300000274	8/31/2012	(597.72)
50510000	PBOP Expense	CF	9300000275	8/31/2012	189.29
50510000	PBOP Expense	CF	9300000275	8/31/2012	(189.29)
50510000	PBOP Expense	CF	9300000276	8/31/2012	67.62
50510000	PBOP Expense	CF	9300000276	8/31/2012	(67.62)
50510000	PBOP Expense	CF	9300000277	8/31/2012	179.29
50510000	PBOP Expense	CF	9300000277	8/31/2012	(179.29)
50510000	PBOP Expense	CF	9300000278	8/31/2012	727.95
50510000	PBOP Expense	CF	9300000278	8/31/2012	(727.95)
50510000	PBOP Expense	CF	9300000279	8/31/2012	276.09
50510000	PBOP Expense	CF	9300000279	8/31/2012	(276.09)
50510000	PBOP Expense	CF	9300000280	8/31/2012	105.50
50510000	PBOP Expense	CF	9300000280	8/31/2012	(105.50)
50510000	PBOP Expense	CF	9300000281	8/31/2012	253.40
50510000	PBOP Expense	CF	9300000281	8/31/2012	(253.40)
50510000	PBOP Expense	CF	9300000282	8/31/2012	51.03
50510000	PBOP Expense	CF	9300000282	8/31/2012	(51.03)
50510000	PBOP Expense	CF	9300000283	8/31/2012	42.53
50510000	PBOP Expense	CF	9300000283	8/31/2012	(42.53)
50510000	PBOP Expense	CF	9300000284	8/31/2012	121.12
50510000	PBOP Expense	CF	9300000284	8/31/2012	(121.12)
50510000	PBOP Expense	CF	9300000285	8/31/2012	79.31
50510000	PBOP Expense	CF	9300000285	8/31/2012	(79.31)
50510000	PBOP Expense	CF	9300000286	8/31/2012	11.33
50510000	PBOP Expense	CF	9300000286	8/31/2012	(11.33)
50510000	PBOP Expense	CF	9300000287	8/31/2012	263.27
50510000	PBOP Expense	CF	9300000287	8/31/2012	(263.27)
50510000	PBOP Expense	CF	9300000292	8/31/2012	(2,043.10)
50510000	PBOP Expense	CF	9300000292	8/31/2012	2,043.10
50510000	PBOP Expense	CF	9300000294	8/31/2012	(55.60)
50510000	PBOP Expense	CF	9300000294	8/31/2012	55.60
50510000	PBOP Expense	CF	9300000297	8/31/2012	(4,339.20)
50510000	PBOP Expense	CF	9300000297	8/31/2012	4,339.20
50510000	PBOP Expense	CF	9300000301	8/31/2012	(1,109.86)
50510000	PBOP Expense	CF	9300000301	8/31/2012	1,109.86
50510000	PBOP Expense	CF	9300000303	8/31/2012	(1,440.30)
50510000	PBOP Expense	CF	9300000303	8/31/2012	1,440.30
50510000	PBOP Expense	CF	9300000307	8/31/2012	(17.51)
50510000	PBOP Expense	CF	9300000307	8/31/2012	17.51
50510000	PBOP Expense	CF	9300000309	8/31/2012	(2,667.68)
50510000	PBOP Expense	CF	9300000309	8/31/2012	2,667.68
50510000	PBOP Expense	CF	9300000313	8/31/2012	(856.36)
50510000	PBOP Expense	CF	9300000313	8/31/2012	856.36
50510000	PBOP Expense	CF	9300000318	8/31/2012	(218.85)
50510000	PBOP Expense	CF	9300000318	8/31/2012	218.85
50510000	PBOP Expense	CF	9300000320	8/31/2012	(42.88)
50510000	PBOP Expense	CF	9300000320	8/31/2012	42.88
50510000	PBOP Expense	CF	9300000323	8/31/2012	(1,719.86)
50510000	PBOP Expense	CF	9300000323	8/31/2012	1,719.86
50510000	PBOP Expense	CF	9300000328	8/31/2012	(5,851.65)
50510000	PBOP Expense	CF	9300000328	8/31/2012	5,851.65
50510000	PBOP Expense	CF	9300000331	8/31/2012	(147.88)
50510000	PBOP Expense	CF	9300000331	8/31/2012	147.88
50510000	PBOP Expense	CF	9300000333	8/31/2012	(129.59)
50510000	PBOP Expense	CF	9300000333	8/31/2012	129.59
50510000	PBOP Expense	CF	9300000335	8/31/2012	(73.08)
50510000	PBOP Expense	CF	9300000335	8/31/2012	73.08

Kentucky American Water Company  
Case No. 2012-00520  
Response to PSC DR1, Item 31

Account	Description	Doc Type	Document Number	Posting Date	Amount
50510000	PBOP Expense	CF	9300000340	8/31/2012	(3,679.73)
50510000	PBOP Expense	CF	9300000340	8/31/2012	3,679.73
50510000	PBOP Expense	CF	9300000344	8/31/2012	(1,034.58)
50510000	PBOP Expense	CF	9300000344	8/31/2012	1,034.58
50510000	PBOP Expense	CF	9300000348	8/31/2012	(2,764.00)
50510000	PBOP Expense	CF	9300000348	8/31/2012	2,764.00
50510000	PBOP Expense	CF	9300000351	8/31/2012	(493.88)
50510000	PBOP Expense	CF	9300000351	8/31/2012	493.88
50510000	PBOP Expense	CF	9300000353	8/31/2012	(1,310.36)
50510000	PBOP Expense	CF	9300000353	8/31/2012	1,310.36
50510000	PBOP Expense	CF	9300000355	8/31/2012	(2,117.89)
50510000	PBOP Expense	CF	9300000355	8/31/2012	2,117.89
50510000	PBOP Expense	CF	9300000359	8/31/2012	(14,459.92)
50510000	PBOP Expense	CF	9300000359	8/31/2012	14,459.92
50510000	PBOP Expense	CF	9300000361	8/31/2012	(1,606.58)
50510000	PBOP Expense	CF	9300000361	8/31/2012	1,606.58
50510000	PBOP Expense	CF	9300000365	8/31/2012	(200.64)
50510000	PBOP Expense	CF	9300000365	8/31/2012	200.64
50510000	PBOP Expense	CF	9300000367	8/31/2012	(297.20)
50510000	PBOP Expense	CF	9300000367	8/31/2012	297.20
50510000	PBOP Expense	CF	9300000369	8/31/2012	(245.13)
50510000	PBOP Expense	CF	9300000369	8/31/2012	245.13
50510000	PBOP Expense	CF	9300000373	8/31/2012	(233.87)
50510000	PBOP Expense	CF	9300000373	8/31/2012	233.87
50510000	PBOP Expense	CF	9300000375	8/31/2012	(23.03)
50510000	PBOP Expense	CF	9300000375	8/31/2012	23.03
50510000	PBOP Expense	CF	9300000377	8/31/2012	(235.58)
50510000	PBOP Expense	CF	9300000377	8/31/2012	235.58
50510000	PBOP Expense	CF	9300000379	8/31/2012	(239.61)
50510000	PBOP Expense	CF	9300000379	8/31/2012	239.61
50510000	PBOP Expense	CF	9300000381	8/31/2012	(12,712.12)
50510000	PBOP Expense	CF	9300000381	8/31/2012	12,712.12
50510000	PBOP Expense	CF	9300000383	8/31/2012	(407.18)
50510000	PBOP Expense	CF	9300000383	8/31/2012	407.18
50510000	PBOP Expense	CF	9300000385	8/31/2012	(291.81)
50510000	PBOP Expense	CF	9300000385	8/31/2012	291.81
50510000	PBOP Expense	CF	9300000387	8/31/2012	(1,271.14)
50510000	PBOP Expense	CF	9300000387	8/31/2012	1,271.14
50510100	PBOP Cap Credits	SA	100000884	8/31/2012	(70,420.00)
50510100	PBOP Cap Credits	SA	100000848	8/31/2012	70,420.00
50510100	PBOP Cap Credits	UT	9300000121	8/31/2012	(1,377.53)
50510100	PBOP Cap Credits	UT	9300000290	8/31/2012	(3,554.87)
50510100	PBOP Cap Credits	UT	9300001208	8/31/2012	1,916.72
50510100	PBOP Cap Credits	UZ	2000000102	8/31/2012	18.22
50510100	PBOP Cap Credits	UZ	2000000102	8/31/2012	152.35
50510100	PBOP Cap Credits	UZ	2000000102	8/31/2012	236.38
50510100	PBOP Cap Credits	UZ	2000000102	8/31/2012	12.98
50510100	PBOP Cap Credits	UZ	2000000102	8/31/2012	12.98
50510100	PBOP Cap Credits	UZ	2000000102	8/31/2012	56.97
50510100	PBOP Cap Credits	UZ	2000000102	8/31/2012	54.83
50510100	PBOP Cap Credits	UZ	2000000102	8/31/2012	56.97
50510100	PBOP Cap Credits	UZ	2000000102	8/31/2012	53.92
50510100	PBOP Cap Credits	UZ	2000000102	8/31/2012	38.75
50510100	PBOP Cap Credits	UZ	2000000102	8/31/2012	30.72
50510100	PBOP Cap Credits	UZ	2000000102	8/31/2012	119.93
50510100	PBOP Cap Credits	UZ	2000000102	8/31/2012	62.81
50510100	PBOP Cap Credits	UZ	2000000102	8/31/2012	67.88
50510100	PBOP Cap Credits	UZ	2000000102	8/31/2012	1,155.87
50510100	PBOP Cap Credits	UZ	2000000102	8/31/2012	101.82
50510100	PBOP Cap Credits	UZ	2000000102	8/31/2012	50.91
50510100	PBOP Cap Credits	UZ	2000000102	8/31/2012	50.91
50510100	PBOP Cap Credits	UZ	2000000102	8/31/2012	235.51
50510100	PBOP Cap Credits	UZ	2000000102	8/31/2012	50.84
50510100	PBOP Cap Credits	UZ	2000000102	8/31/2012	106.34
50510100	PBOP Cap Credits	UZ	2000000102	8/31/2012	3.84
50510100	PBOP Cap Credits	UZ	2000000102	8/31/2012	46.12
50510100	PBOP Cap Credits	UZ	2000000102	8/31/2012	397.26
50510100	PBOP Cap Credits	UZ	2000000102	8/31/2012	110.17
50510100	PBOP Cap Credits	UZ	2000000102	8/31/2012	357.89
50510100	PBOP Cap Credits	UZ	2000000102	8/31/2012	29.25
50510100	PBOP Cap Credits	UZ	2000000102	8/31/2012	102.40
50510100	PBOP Cap Credits	UZ	2000000102	8/31/2012	116.33
50510100	PBOP Cap Credits	UZ	2000000102	8/31/2012	107.29
50510100	PBOP Cap Credits	UZ	2000000102	8/31/2012	453.89
50510100	PBOP Cap Credits	UZ	2000000102	8/31/2012	70.31
50510100	PBOP Cap Credits	UZ	2000000102	8/31/2012	26.28
50510100	PBOP Cap Credits	UZ	2000000102	8/31/2012	118.93

Kentucky American Water Company  
Case No. 2012-00520  
Response to PSC DR1, Item 31

Account	Description	Doc Type	Document Number	Posting Date	Amount
50510100	PBOP Cap Credits	UZ	2000000102	8/31/2012	46.01
50510100	PBOP Cap Credits	UZ	2000000102	8/31/2012	58.63
50510100	PBOP Cap Credits	UZ	2000000102	8/31/2012	16.53
50510100	PBOP Cap Credits	UZ	2000000102	8/31/2012	8.81
50510100	PBOP Cap Credits	UZ	2000000102	8/31/2012	66.29
50510100	PBOP Cap Credits	UZ	2000000102	8/31/2012	6.60
50510100	PBOP Cap Credits	UZ	2000000102	8/31/2012	184.15
50550000	Group Insur Expense	SA	100001033	8/31/2012	(26,407.23)
50550000	Group Insur Expense	SG	100001044	8/31/2012	26,407.23
50550000	Group Insur Expense	SA	100001046	8/31/2012	(207.83)
50550000	Group Insur Expense	SA	100001046	8/31/2012	(574.34)
50550000	Group Insur Expense	SA	100001046	8/31/2012	(6,382.23)
50550000	Group Insur Expense	SA	100001046	8/31/2012	(181.33)
50550000	Group Insur Expense	SA	100001046	8/31/2012	(80.64)
50550000	Group Insur Expense	SA	100001046	8/31/2012	(82.54)
50550000	Group Insur Expense	SA	100001046	8/31/2012	(206.85)
50550000	Group Insur Expense	SA	100001046	8/31/2012	(945.36)
50550000	Group Insur Expense	SA	100001046	8/31/2012	(11.98)
50550000	Group Insur Expense	SA	100001046	8/31/2012	(34.10)
50550000	Group Insur Expense	SA	100001046	8/31/2012	(41.41)
50550000	Group Insur Expense	SA	100001046	8/31/2012	(90.12)
50550000	Group Insur Expense	SA	100001046	8/31/2012	(134.09)
50550000	Group Insur Expense	SA	100001046	8/31/2012	(579.79)
50550000	Group Insur Expense	SA	100001046	8/31/2012	(295.44)
50550000	Group Insur Expense	SA	100001046	8/31/2012	(118.55)
50550000	Group Insur Expense	SA	100001046	8/31/2012	(38.37)
50550000	Group Insur Expense	SA	100001046	8/31/2012	(157.45)
50550000	Group Insur Expense	SA	100001046	8/31/2012	(505.77)
50550000	Group Insur Expense	SA	100001046	8/31/2012	(35.73)
50550000	Group Insur Expense	SA	100001046	8/31/2012	(75.24)
50550000	Group Insur Expense	SA	100001046	8/31/2012	(81.26)
50550000	Group Insur Expense	SA	100001046	8/31/2012	(21.30)
50550000	Group Insur Expense	SA	100001046	8/31/2012	(34.50)
50550000	Group Insur Expense	SA	100001046	8/31/2012	(133.41)
50550000	Group Insur Expense	SA	100001046	8/31/2012	(8.62)
50550000	Group Insur Expense	SA	100001046	8/31/2012	(300.66)
50550000	Group Insur Expense	SA	100001046	8/31/2012	(663.07)
50550000	Group Insur Expense	SA	100001046	8/31/2012	(82.78)
50550000	Group Insur Expense	SA	100001046	8/31/2012	(361.76)
50550000	Group Insur Expense	SA	100001046	8/31/2012	(124.19)
50550000	Group Insur Expense	SA	100001046	8/31/2012	(50.86)
50550000	Group Insur Expense	SA	100001046	8/31/2012	(50.89)
50550000	Group Insur Expense	SA	100001046	8/31/2012	(157.95)
50550000	Group Insur Expense	SA	100001046	8/31/2012	(156.58)
50550000	Group Insur Expense	SA	100001046	8/31/2012	(173.21)
50550000	Group Insur Expense	SA	100001046	8/31/2012	(5,793.34)
50550000	Group Insur Expense	SA	100001046	8/31/2012	(81.29)
50550000	Group Insur Expense	SA	100001046	8/31/2012	(123.32)
50550000	Group Insur Expense	SA	100001046	8/31/2012	(1,278.37)
50550000	Group Insur Expense	SA	100001046	8/31/2012	(676.31)
50550000	Group Insur Expense	SA	100001046	8/31/2012	(869.38)
50550000	Group Insur Expense	SA	100001046	8/31/2012	(33.52)
50550000	Group Insur Expense	SA	100001046	8/31/2012	(2,258.97)
50550000	Group Insur Expense	SA	100001046	8/31/2012	(136.70)
50550000	Group Insur Expense	SA	100001046	8/31/2012	(209.80)
50550000	Group Insur Expense	SA	100001046	8/31/2012	(22.55)
50550000	Group Insur Expense	SA	100001046	8/31/2012	(390.53)
50550000	Group Insur Expense	SA	100001046	8/31/2012	(251.89)
50550000	Group Insur Expense	SA	100001046	8/31/2012	(322.59)
50550000	Group Insur Expense	SA	100001046	8/31/2012	(3,124.45)
50550000	Group Insur Expense	SA	100001046	8/31/2012	(209.13)
50550000	Group Insur Expense	SA	100001046	8/31/2012	(2,150.97)
50550000	Group Insur Expense	SA	100001046	8/31/2012	(626.32)
50550000	Group Insur Expense	SA	100001046	8/31/2012	(1,242.66)
50550000	Group Insur Expense	SA	100001046	8/31/2012	(153.74)
50550000	Group Insur Expense	SA	100001046	8/31/2012	(259.17)
50550000	Group Insur Expense	SA	100001046	8/31/2012	(1,137.75)
50550000	Group Insur Expense	SA	100001046	8/31/2012	(113.60)
50550000	Group Insur Expense	SA	100001046	8/31/2012	(457.94)
50550000	Group Insur Expense	SA	100001046	8/31/2012	(1,235.42)
50550000	Group Insur Expense	SA	100001046	8/31/2012	(415.58)
50550000	Group Insur Expense	SA	100001046	8/31/2012	(14.83)
50550000	Group Insur Expense	SA	100001046	8/31/2012	(167.80)
50550000	Group Insur Expense	SA	100001046	8/31/2012	(19.33)
50550000	Group Insur Expense	SA	100001046	8/31/2012	(643.44)
50550000	Group Insur Expense	SA	100001046	8/31/2012	(195.12)
50550000	Group Insur Expense	SA	100001046	8/31/2012	(1,817.15)

Kentucky American Water Company  
Case No. 2012-00520  
Response to PSC DR1, Item 31

Account	Description	Doc Type	Document Number	Posting Date	Amount
50550000	Group Insur Expense	SA	100001046	8/31/2012	(271.28)
50550000	Group Insur Expense	SA	100001046	8/31/2012	(391.66)
50550000	Group Insur Expense	SA	100001046	8/31/2012	(922.17)
50550000	Group Insur Expense	SA	100001046	8/31/2012	(135.46)
50550000	Group Insur Expense	SA	100001046	8/31/2012	(62.89)
50550000	Group Insur Expense	SA	100001046	8/31/2012	(42.80)
50550000	Group Insur Expense	SA	100001046	8/31/2012	(246.56)
50550000	Group Insur Expense	SA	100001046	8/31/2012	(192.18)
50550000	Group Insur Expense	CF	9300000454	8/31/2012	50.00
50550000	Group Insur Expense	CF	9300000454	8/31/2012	(50.00)
50550000	Group Insur Expense	CF	9300000479	8/31/2012	1,585.34
50550000	Group Insur Expense	CF	9300000479	8/31/2012	(1,585.34)
50550000	Group Insur Expense	CF	9300000491	8/31/2012	(1,180.62)
50550000	Group Insur Expense	CF	9300000491	8/31/2012	1,180.62
50550000	Group Insur Expense	CF	9300001199	8/31/2012	26,407.23
50550000	Group Insur Expense	CF	9300001199	8/31/2012	(26,407.23)
50550000	Group Insur Expense	CF	9300001288	8/31/2012	12.70
50550000	Group Insur Expense	CF	9300001288	8/31/2012	(12.70)
50550000	Group Insur Expense	CF	9300001289	8/31/2012	63.83
50550000	Group Insur Expense	CF	9300001289	8/31/2012	(63.83)
50550000	Group Insur Expense	CF	9300001291	8/31/2012	203.96
50550000	Group Insur Expense	CF	9300001291	8/31/2012	(203.96)
50550000	Group Insur Expense	CF	9300001292	8/31/2012	33.52
50550000	Group Insur Expense	CF	9300001292	8/31/2012	(33.52)
50550000	Group Insur Expense	CF	9300001293	8/31/2012	869.38
50550000	Group Insur Expense	CF	9300001293	8/31/2012	(869.38)
50550000	Group Insur Expense	CF	9300001295	8/31/2012	(25,123.91)
50550000	Group Insur Expense	CF	9300001295	8/31/2012	25,123.91
50550000	Group Insur Expense	CF	9300001296	8/31/2012	540.48
50550000	Group Insur Expense	CF	9300001296	8/31/2012	(540.48)
50550000	Group Insur Expense	CF	9300001297	8/31/2012	1,137.75
50550000	Group Insur Expense	CF	9300001297	8/31/2012	(1,137.75)
50550000	Group Insur Expense	CF	9300001298	8/31/2012	22.55
50550000	Group Insur Expense	CF	9300001298	8/31/2012	(22.55)
50550000	Group Insur Expense	CF	9300001299	8/31/2012	844.94
50550000	Group Insur Expense	CF	9300001299	8/31/2012	(844.94)
50550000	Group Insur Expense	CF	9300001300	8/31/2012	343.55
50550000	Group Insur Expense	CF	9300001300	8/31/2012	(343.55)
50550000	Group Insur Expense	CF	9300001301	8/31/2012	209.80
50550000	Group Insur Expense	CF	9300001301	8/31/2012	(209.80)
50550000	Group Insur Expense	CF	9300001302	8/31/2012	391.66
50550000	Group Insur Expense	CF	9300001302	8/31/2012	(391.66)
50550000	Group Insur Expense	CF	9300001303	8/31/2012	19.73
50550000	Group Insur Expense	CF	9300001303	8/31/2012	(19.73)
50550000	Group Insur Expense	CF	9300001304	8/31/2012	1,235.42
50550000	Group Insur Expense	CF	9300001304	8/31/2012	(1,235.42)
50550000	Group Insur Expense	CF	9300001305	8/31/2012	3,124.45
50550000	Group Insur Expense	CF	9300001305	8/31/2012	(3,124.45)
50550000	Group Insur Expense	CF	9300001306	8/31/2012	195.12
50550000	Group Insur Expense	CF	9300001306	8/31/2012	(195.12)
50550000	Group Insur Expense	CF	9300001308	8/31/2012	2,150.97
50550000	Group Insur Expense	CF	9300001308	8/31/2012	(2,150.97)
50550000	Group Insur Expense	CF	9300001309	8/31/2012	467.00
50550000	Group Insur Expense	CF	9300001309	8/31/2012	(467.00)
50550000	Group Insur Expense	CF	9300001310	8/31/2012	1,278.37
50550000	Group Insur Expense	CF	9300001310	8/31/2012	(1,278.37)
50550000	Group Insur Expense	CF	9300001311	8/31/2012	322.59
50550000	Group Insur Expense	CF	9300001311	8/31/2012	(322.59)
50550000	Group Insur Expense	CF	9300001312	8/31/2012	643.44
50550000	Group Insur Expense	CF	9300001312	8/31/2012	(643.44)
50550000	Group Insur Expense	CF	9300001313	8/31/2012	1,817.15
50550000	Group Insur Expense	CF	9300001313	8/31/2012	(1,817.15)
50550000	Group Insur Expense	CF	9300001314	8/31/2012	6,367.68
50550000	Group Insur Expense	CF	9300001314	8/31/2012	(6,367.68)
50550000	Group Insur Expense	CF	9300001315	8/31/2012	626.32
50550000	Group Insur Expense	CF	9300001315	8/31/2012	(626.32)
50550000	Group Insur Expense	CF	9300001316	8/31/2012	14.83
50550000	Group Insur Expense	CF	9300001316	8/31/2012	(14.83)
50550000	Group Insur Expense	CF	9300001317	8/31/2012	19.33
50550000	Group Insur Expense	CF	9300001317	8/31/2012	(19.33)
50550000	Group Insur Expense	CF	9300001318	8/31/2012	271.28
50550000	Group Insur Expense	CF	9300001318	8/31/2012	(271.28)
50550000	Group Insur Expense	CF	9300001319	8/31/2012	209.13
50550000	Group Insur Expense	CF	9300001319	8/31/2012	(209.13)
50550000	Group Insur Expense	CF	9300001320	8/31/2012	251.89
50550000	Group Insur Expense	CF	9300001320	8/31/2012	(251.89)
50550000	Group Insur Expense	CF	9300001321	8/31/2012	415.58

Kentucky American Water Company  
Case No. 2012-00520  
Response to PSC DR1, Item 31

Account	Description	Doc Type	Document Number	Posting Date	Amount
50550000	Group Insur Expense	CF	9300001321	8/31/2012	(415.58)
50550000	Group Insur Expense	CF	9300001322	8/31/2012	113.60
50550000	Group Insur Expense	CF	9300001322	8/31/2012	(113.60)
50550000	Group Insur Expense	CF	9300001323	8/31/2012	81.29
50550000	Group Insur Expense	CF	9300001323	8/31/2012	(81.29)
50550000	Group Insur Expense	CF	9300001324	8/31/2012	8,577.37
50550000	Group Insur Expense	CF	9300001324	8/31/2012	(8,577.37)
50550000	Group Insur Expense	CF	9300001325	8/31/2012	390.53
50550000	Group Insur Expense	CF	9300001325	8/31/2012	(390.53)
50550000	Group Insur Expense	CF	9300001326	8/31/2012	345.92
50550000	Group Insur Expense	CF	9300001326	8/31/2012	(345.92)
50550000	Group Insur Expense	CF	9300001327	8/31/2012	167.80
50550000	Group Insur Expense	CF	9300001327	8/31/2012	(167.80)
50550000	Group Insur Expense	CF	9300001328	8/31/2012	922.17
50550000	Group Insur Expense	CF	9300001328	8/31/2012	(922.17)
50550000	Group Insur Expense	CF	9300000054	8/31/2012	(18.13)
50550000	Group Insur Expense	CF	9300000054	8/31/2012	18.13
50550000	Group Insur Expense	CF	9300000055	8/31/2012	(91.17)
50550000	Group Insur Expense	CF	9300000055	8/31/2012	91.17
50550000	Group Insur Expense	CF	9300000123	8/31/2012	(291.37)
50550000	Group Insur Expense	CF	9300000123	8/31/2012	291.37
50550000	Group Insur Expense	CF	9300000125	8/31/2012	(47.88)
50550000	Group Insur Expense	CF	9300000125	8/31/2012	47.88
50550000	Group Insur Expense	CF	9300000127	8/31/2012	(1,241.97)
50550000	Group Insur Expense	CF	9300000127	8/31/2012	1,241.97
50550000	Group Insur Expense	CF	9300000131	8/31/2012	(1,833.32)
50550000	Group Insur Expense	CF	9300000131	8/31/2012	1,833.32
50550000	Group Insur Expense	CF	9300000134	8/31/2012	(772.12)
50550000	Group Insur Expense	CF	9300000134	8/31/2012	772.12
50550000	Group Insur Expense	CF	9300000136	8/31/2012	(1,625.36)
50550000	Group Insur Expense	CF	9300000136	8/31/2012	1,625.36
50550000	Group Insur Expense	CF	9300000140	8/31/2012	(32.22)
50550000	Group Insur Expense	CF	9300000140	8/31/2012	32.22
50550000	Group Insur Expense	CF	9300000142	8/31/2012	(1,207.08)
50550000	Group Insur Expense	CF	9300000142	8/31/2012	1,207.08
50550000	Group Insur Expense	CF	9300000145	8/31/2012	(490.79)
50550000	Group Insur Expense	CF	9300000145	8/31/2012	490.79
50550000	Group Insur Expense	CF	9300000149	8/31/2012	(299.72)
50550000	Group Insur Expense	CF	9300000149	8/31/2012	299.72
50550000	Group Insur Expense	CF	9300000151	8/31/2012	(559.51)
50550000	Group Insur Expense	CF	9300000151	8/31/2012	559.51
50550000	Group Insur Expense	CF	9300000154	8/31/2012	(28.18)
50550000	Group Insur Expense	CF	9300000154	8/31/2012	28.18
50550000	Group Insur Expense	CF	9300000156	8/31/2012	(1,764.89)
50550000	Group Insur Expense	CF	9300000156	8/31/2012	1,764.89
50550000	Group Insur Expense	CF	9300000159	8/31/2012	(4,463.50)
50550000	Group Insur Expense	CF	9300000159	8/31/2012	4,463.50
50550000	Group Insur Expense	CF	9300000162	8/31/2012	(278.74)
50550000	Group Insur Expense	CF	9300000162	8/31/2012	278.74
50550000	Group Insur Expense	CF	9300000165	8/31/2012	(3,072.82)
50550000	Group Insur Expense	CF	9300000165	8/31/2012	3,072.82
50550000	Group Insur Expense	CF	9300000169	8/31/2012	(667.14)
50550000	Group Insur Expense	CF	9300000169	8/31/2012	667.14
50550000	Group Insur Expense	CF	9300000171	8/31/2012	(1,826.24)
50550000	Group Insur Expense	CF	9300000171	8/31/2012	1,826.24
50550000	Group Insur Expense	CF	9300000173	8/31/2012	(460.84)
50550000	Group Insur Expense	CF	9300000173	8/31/2012	460.84
50550000	Group Insur Expense	CF	9300000175	8/31/2012	(919.20)
50550000	Group Insur Expense	CF	9300000175	8/31/2012	919.20
50550000	Group Insur Expense	CF	9300000177	8/31/2012	(2,595.93)
50550000	Group Insur Expense	CF	9300000177	8/31/2012	2,595.93
50550000	Group Insur Expense	CF	9300000181	8/31/2012	(9,096.69)
50550000	Group Insur Expense	CF	9300000181	8/31/2012	9,096.69
50550000	Group Insur Expense	CF	9300000183	8/31/2012	(894.74)
50550000	Group Insur Expense	CF	9300000183	8/31/2012	894.74
50550000	Group Insur Expense	CF	9300000185	8/31/2012	(21.18)
50550000	Group Insur Expense	CF	9300000185	8/31/2012	21.18
50550000	Group Insur Expense	CF	9300000187	8/31/2012	(27.62)
50550000	Group Insur Expense	CF	9300000187	8/31/2012	27.62
50550000	Group Insur Expense	CF	9300000189	8/31/2012	(387.54)
50550000	Group Insur Expense	CF	9300000189	8/31/2012	387.54
50550000	Group Insur Expense	CF	9300000191	8/31/2012	(298.76)
50550000	Group Insur Expense	CF	9300000191	8/31/2012	298.76
50550000	Group Insur Expense	CF	9300000194	8/31/2012	(359.84)
50550000	Group Insur Expense	CF	9300000194	8/31/2012	359.84
50550000	Group Insur Expense	CF	9300000196	8/31/2012	(593.68)
50550000	Group Insur Expense	CF	9300000196	8/31/2012	593.68



Kentucky American Water Company  
Case No. 2012-00520  
Response to PSC DR1, Item 31

Account	Description	Doc Type	Document Number	Posting Date	Amount
50550000	Group Insur Expense	CF	9300000198	8/31/2012	(162.29)
50550000	Group Insur Expense	CF	9300000198	8/31/2012	162.29
50550000	Group Insur Expense	CF	9300000200	8/31/2012	(116.13)
50550000	Group Insur Expense	CF	9300000200	8/31/2012	116.13
50550000	Group Insur Expense	CF	9300000202	8/31/2012	(12,253.40)
50550000	Group Insur Expense	CF	9300000202	8/31/2012	12,253.40
50550000	Group Insur Expense	CF	9300000204	8/31/2012	(557.90)
50550000	Group Insur Expense	CF	9300000204	8/31/2012	557.90
50550000	Group Insur Expense	CF	9300000206	8/31/2012	(494.18)
50550000	Group Insur Expense	CF	9300000206	8/31/2012	494.18
50550000	Group Insur Expense	CF	9300000208	8/31/2012	(239.72)
50550000	Group Insur Expense	CF	9300000208	8/31/2012	239.72
50550000	Group Insur Expense	CF	9300000210	8/31/2012	(1,317.39)
50550000	Group Insur Expense	CF	9300000210	8/31/2012	1,317.39
50550000	Group Insur Expense	CF	9300000216	8/31/2012	(16.73)
50550000	Group Insur Expense	CF	9300000216	8/31/2012	16.73
50550000	Group Insur Expense	CF	9300000217	8/31/2012	(157.94)
50550000	Group Insur Expense	CF	9300000217	8/31/2012	157.94
50550000	Group Insur Expense	CF	9300000292	8/31/2012	(2,751.84)
50550000	Group Insur Expense	CF	9300000292	8/31/2012	2,751.84
50550000	Group Insur Expense	CF	9300000294	8/31/2012	(38.40)
50550000	Group Insur Expense	CF	9300000294	8/31/2012	38.40
50550000	Group Insur Expense	CF	9300000297	8/31/2012	(3,622.66)
50550000	Group Insur Expense	CF	9300000297	8/31/2012	3,622.66
50550000	Group Insur Expense	CF	9300000301	8/31/2012	(2,131.26)
50550000	Group Insur Expense	CF	9300000301	8/31/2012	2,131.26
50550000	Group Insur Expense	CF	9300000303	8/31/2012	(1,944.18)
50550000	Group Insur Expense	CF	9300000303	8/31/2012	1,944.18
50550000	Group Insur Expense	CF	9300000307	8/31/2012	(23.50)
50550000	Group Insur Expense	CF	9300000307	8/31/2012	23.50
50550000	Group Insur Expense	CF	9300000309	8/31/2012	(2,495.97)
50550000	Group Insur Expense	CF	9300000309	8/31/2012	2,495.97
50550000	Group Insur Expense	CF	9300000313	8/31/2012	(1,400.14)
50550000	Group Insur Expense	CF	9300000313	8/31/2012	1,400.14
50550000	Group Insur Expense	CF	9300000318	8/31/2012	(299.20)
50550000	Group Insur Expense	CF	9300000318	8/31/2012	299.20
50550000	Group Insur Expense	CF	9300000320	8/31/2012	(60.06)
50550000	Group Insur Expense	CF	9300000320	8/31/2012	60.06
50550000	Group Insur Expense	CF	9300000323	8/31/2012	(3,328.58)
50550000	Group Insur Expense	CF	9300000323	8/31/2012	3,328.58
50550000	Group Insur Expense	CF	9300000328	8/31/2012	(9,380.72)
50550000	Group Insur Expense	CF	9300000328	8/31/2012	9,380.72
50550000	Group Insur Expense	CF	9300000331	8/31/2012	(314.90)
50550000	Group Insur Expense	CF	9300000331	8/31/2012	314.90
50550000	Group Insur Expense	CF	9300000333	8/31/2012	(388.68)
50550000	Group Insur Expense	CF	9300000333	8/31/2012	388.68
50550000	Group Insur Expense	CF	9300000335	8/31/2012	(121.88)
50550000	Group Insur Expense	CF	9300000335	8/31/2012	121.88
50550000	Group Insur Expense	CF	9300000340	8/31/2012	(6,876.24)
50550000	Group Insur Expense	CF	9300000340	8/31/2012	6,876.24
50550000	Group Insur Expense	CF	9300000344	8/31/2012	(1,035.00)
50550000	Group Insur Expense	CF	9300000344	8/31/2012	1,035.00
50550000	Group Insur Expense	CF	9300000348	8/31/2012	(3,068.96)
50550000	Group Insur Expense	CF	9300000348	8/31/2012	3,068.96
50550000	Group Insur Expense	CF	9300000351	8/31/2012	(1,018.76)
50550000	Group Insur Expense	CF	9300000351	8/31/2012	1,018.76
50550000	Group Insur Expense	CF	9300000353	8/31/2012	(2,299.68)
50550000	Group Insur Expense	CF	9300000353	8/31/2012	2,299.68
50550000	Group Insur Expense	CF	9300000355	8/31/2012	(3,396.74)
50550000	Group Insur Expense	CF	9300000355	8/31/2012	3,396.74
50550000	Group Insur Expense	CF	9300000359	8/31/2012	(20,475.70)
50550000	Group Insur Expense	CF	9300000359	8/31/2012	20,475.70
50550000	Group Insur Expense	CF	9300000361	8/31/2012	(2,804.90)
50550000	Group Insur Expense	CF	9300000361	8/31/2012	2,804.90
50550000	Group Insur Expense	CF	9300000365	8/31/2012	(359.12)
50550000	Group Insur Expense	CF	9300000365	8/31/2012	359.12
50550000	Group Insur Expense	CF	9300000367	8/31/2012	(656.82)
50550000	Group Insur Expense	CF	9300000367	8/31/2012	656.82
50550000	Group Insur Expense	CF	9300000369	8/31/2012	(32.10)
50550000	Group Insur Expense	CF	9300000369	8/31/2012	32.10
50550000	Group Insur Expense	CF	9300000373	8/31/2012	(529.94)
50550000	Group Insur Expense	CF	9300000373	8/31/2012	529.94
50550000	Group Insur Expense	CF	9300000375	8/31/2012	(34.18)
50550000	Group Insur Expense	CF	9300000375	8/31/2012	34.18
50550000	Group Insur Expense	CF	9300000377	8/31/2012	(444.98)
50550000	Group Insur Expense	CF	9300000377	8/31/2012	444.98
50550000	Group Insur Expense	CF	9300000379	8/31/2012	(342.16)

Kentucky American Water Company  
Case No. 2012-00520  
Response to PSC DR1, Item 31

Account	Description	Doc Type	Document Number	Posting Date	Amount
50550000	Group Insur Expense	CF	9300000379	8/31/2012	342.16
50550000	Group Insur Expense	CF	9300000381	8/31/2012	(20,642.70)
50550000	Group Insur Expense	CF	9300000381	8/31/2012	20,642.70
50550000	Group Insur Expense	CF	9300000383	8/31/2012	(874.68)
50550000	Group Insur Expense	CF	9300000383	8/31/2012	874.68
50550000	Group Insur Expense	CF	9300000385	8/31/2012	(478.84)
50550000	Group Insur Expense	CF	9300000385	8/31/2012	478.84
50550000	Group Insur Expense	CF	9300000387	8/31/2012	(1,814.62)
50550000	Group Insur Expense	CF	9300000387	8/31/2012	1,814.62
50550100	Group Ins Cap Creds	UT	9300000121	8/31/2012	(1,383.66)
50550100	Group Ins Cap Creds	UT	9300000290	8/31/2012	(4,435.73)
50550100	Group Ins Cap Creds	UT	9300001290	8/31/2012	968.57
50550100	Group Ins Cap Creds	UZ	2000000116	8/31/2012	82.78
50550100	Group Ins Cap Creds	UZ	2000000116	8/31/2012	361.76
50550100	Group Ins Cap Creds	UZ	2000000116	8/31/2012	124.19
50550100	Group Ins Cap Creds	UZ	2000000116	8/31/2012	50.86
50550100	Group Ins Cap Creds	UZ	2000000116	8/31/2012	50.89
50550100	Group Ins Cap Creds	UZ	2000000116	8/31/2012	157.95
50550100	Group Ins Cap Creds	UZ	2000000116	8/31/2012	156.58
50550100	Group Ins Cap Creds	UZ	2000000116	8/31/2012	173.21
50550100	Group Ins Cap Creds	UZ	2000000116	8/31/2012	135.46
50550100	Group Ins Cap Creds	UZ	2000000116	8/31/2012	62.89
50550100	Group Ins Cap Creds	UZ	2000000116	8/31/2012	945.36
50550100	Group Ins Cap Creds	UZ	2000000116	8/31/2012	11.98
50550100	Group Ins Cap Creds	UZ	2000000116	8/31/2012	34.10
50550100	Group Ins Cap Creds	UZ	2000000116	8/31/2012	41.41
50550100	Group Ins Cap Creds	UZ	2000000116	8/31/2012	90.12
50550100	Group Ins Cap Creds	UZ	2000000116	8/31/2012	134.09
50550100	Group Ins Cap Creds	UZ	2000000116	8/31/2012	579.79
50550100	Group Ins Cap Creds	UZ	2000000116	8/31/2012	295.44
50550100	Group Ins Cap Creds	UZ	2000000116	8/31/2012	118.55
50550100	Group Ins Cap Creds	UZ	2000000116	8/31/2012	38.37
50550100	Group Ins Cap Creds	UZ	2000000116	8/31/2012	157.45
50550100	Group Ins Cap Creds	UZ	2000000116	8/31/2012	505.77
50550100	Group Ins Cap Creds	UZ	2000000116	8/31/2012	35.73
50550100	Group Ins Cap Creds	UZ	2000000116	8/31/2012	75.24
50550100	Group Ins Cap Creds	UZ	2000000116	8/31/2012	81.26
50550100	Group Ins Cap Creds	UZ	2000000116	8/31/2012	21.30
50550100	Group Ins Cap Creds	UZ	2000000116	8/31/2012	34.50
50550100	Group Ins Cap Creds	UZ	2000000116	8/31/2012	133.41
50550100	Group Ins Cap Creds	UZ	2000000116	8/31/2012	8.62
50550100	Group Ins Cap Creds	UZ	2000000116	8/31/2012	300.66
50610000	Pension Expense	SA	100000884	8/31/2012	101,561.08
50610000	Pension Expense	CF	9300000482	8/31/2012	549.55
50610000	Pension Expense	CF	9300000482	8/31/2012	(549.55)
50610000	Pension Expense	CF	9300000491	8/31/2012	(549.55)
50610000	Pension Expense	CF	9300000491	8/31/2012	549.55
50610000	Pension Expense	CF	9300001206	8/31/2012	(4,815.00)
50610000	Pension Expense	CF	9300001206	8/31/2012	(26,169.97)
50610000	Pension Expense	CF	9300001206	8/31/2012	(2,616.26)
50610000	Pension Expense	CF	9300001206	8/31/2012	(327.09)
50610000	Pension Expense	CF	9300001206	8/31/2012	(83.52)
50610000	Pension Expense	CF	9300001206	8/31/2012	4,815.00
50610000	Pension Expense	CF	9300001206	8/31/2012	26,169.97
50610000	Pension Expense	CF	9300001206	8/31/2012	2,616.26
50610000	Pension Expense	CF	9300001206	8/31/2012	327.09
50610000	Pension Expense	CF	9300001206	8/31/2012	83.52
50610000	Pension Expense	CF	9300001211	8/31/2012	658.34
50610000	Pension Expense	CF	9300001211	8/31/2012	(658.34)
50610000	Pension Expense	CF	9300001213	8/31/2012	33.05
50610000	Pension Expense	CF	9300001213	8/31/2012	(33.05)
50610000	Pension Expense	CF	9300001215	8/31/2012	273.96
50610000	Pension Expense	CF	9300001215	8/31/2012	(273.96)
50610000	Pension Expense	CF	9300001217	8/31/2012	1,928.95
50610000	Pension Expense	CF	9300001217	8/31/2012	(1,928.95)
50610000	Pension Expense	CF	9300001219	8/31/2012	426.99
50610000	Pension Expense	CF	9300001219	8/31/2012	(426.99)
50610000	Pension Expense	CF	9300001221	8/31/2012	854.65
50610000	Pension Expense	CF	9300001221	8/31/2012	(854.65)
50610000	Pension Expense	CF	9300001223	8/31/2012	10.15
50610000	Pension Expense	CF	9300001223	8/31/2012	(10.15)
50610000	Pension Expense	CF	9300001225	8/31/2012	1,163.85
50610000	Pension Expense	CF	9300001225	8/31/2012	(1,163.85)
50610000	Pension Expense	CF	9300001227	8/31/2012	332.25
50610000	Pension Expense	CF	9300001227	8/31/2012	(332.25)
50610000	Pension Expense	CF	9300001229	8/31/2012	129.25
50610000	Pension Expense	CF	9300001229	8/31/2012	(129.25)

Kentucky American Water Company  
Case No. 2012-00520  
Response to PSC DR1, Item 31

Account	Description	Doc Type	Document Number	Posting Date	Amount
50610000	Pension Expense	CF	9300001231	8/31/2012	83.44
50610000	Pension Expense	CF	9300001231	8/31/2012	(83.44)
50610000	Pension Expense	CF	9300001233	8/31/2012	17.76
50610000	Pension Expense	CF	9300001233	8/31/2012	(17.76)
50610000	Pension Expense	CF	9300001235	8/31/2012	768.56
50610000	Pension Expense	CF	9300001235	8/31/2012	(768.56)
50610000	Pension Expense	CF	9300001237	8/31/2012	2,475.22
50610000	Pension Expense	CF	9300001237	8/31/2012	(2,475.22)
50610000	Pension Expense	CF	9300001239	8/31/2012	43.67
50610000	Pension Expense	CF	9300001239	8/31/2012	(43.67)
50610000	Pension Expense	CF	9300001241	8/31/2012	72.00
50610000	Pension Expense	CF	9300001241	8/31/2012	(72.00)
50610000	Pension Expense	CF	9300001243	8/31/2012	21.58
50610000	Pension Expense	CF	9300001243	8/31/2012	(21.58)
50610000	Pension Expense	CF	9300001245	8/31/2012	1,550.17
50610000	Pension Expense	CF	9300001245	8/31/2012	(1,550.17)
50610000	Pension Expense	CF	9300001247	8/31/2012	480.11
50610000	Pension Expense	CF	9300001247	8/31/2012	(480.11)
50610000	Pension Expense	CF	9300001249	8/31/2012	1,310.74
50610000	Pension Expense	CF	9300001249	8/31/2012	(1,310.74)
50610000	Pension Expense	CF	9300001251	8/31/2012	212.65
50610000	Pension Expense	CF	9300001251	8/31/2012	(212.65)
50610000	Pension Expense	CF	9300001253	8/31/2012	547.48
50610000	Pension Expense	CF	9300001253	8/31/2012	(547.48)
50610000	Pension Expense	CF	9300001255	8/31/2012	984.69
50610000	Pension Expense	CF	9300001255	8/31/2012	(984.69)
50610000	Pension Expense	CF	9300001257	8/31/2012	6,010.96
50610000	Pension Expense	CF	9300001257	8/31/2012	(6,010.96)
50610000	Pension Expense	CF	9300001259	8/31/2012	611.26
50610000	Pension Expense	CF	9300001259	8/31/2012	(611.26)
50610000	Pension Expense	CF	9300001261	8/31/2012	59.25
50610000	Pension Expense	CF	9300001261	8/31/2012	(59.25)
50610000	Pension Expense	CF	9300001263	8/31/2012	10.20
50610000	Pension Expense	CF	9300001263	8/31/2012	(10.20)
50610000	Pension Expense	CF	9300001265	8/31/2012	134.34
50610000	Pension Expense	CF	9300001265	8/31/2012	(134.34)
50610000	Pension Expense	CF	9300001267	8/31/2012	131.40
50610000	Pension Expense	CF	9300001267	8/31/2012	(131.40)
50610000	Pension Expense	CF	9300001269	8/31/2012	121.49
50610000	Pension Expense	CF	9300001269	8/31/2012	(121.49)
50610000	Pension Expense	CF	9300001271	8/31/2012	6.80
50610000	Pension Expense	CF	9300001271	8/31/2012	(6.80)
50610000	Pension Expense	CF	9300001273	8/31/2012	87.84
50610000	Pension Expense	CF	9300001273	8/31/2012	(87.84)
50610000	Pension Expense	CF	9300001275	8/31/2012	94.48
50610000	Pension Expense	CF	9300001275	8/31/2012	(94.48)
50610000	Pension Expense	CF	9300001277	8/31/2012	92.15
50610000	Pension Expense	CF	9300001277	8/31/2012	(92.15)
50610000	Pension Expense	CF	9300001279	8/31/2012	5,985.23
50610000	Pension Expense	CF	9300001279	8/31/2012	(5,985.23)
50610000	Pension Expense	CF	9300001281	8/31/2012	205.60
50610000	Pension Expense	CF	9300001281	8/31/2012	(205.60)
50610000	Pension Expense	CF	9300001283	8/31/2012	77.00
50610000	Pension Expense	CF	9300001283	8/31/2012	(77.00)
50610000	Pension Expense	CF	9300001285	8/31/2012	129.48
50610000	Pension Expense	CF	9300001285	8/31/2012	(129.48)
50610000	Pension Expense	CF	9300001287	8/31/2012	577.06
50610000	Pension Expense	CF	9300001287	8/31/2012	(577.06)
50610000	Pension Expense	CF	9300000056	8/31/2012	219.29
50610000	Pension Expense	CF	9300000056	8/31/2012	(219.29)
50610000	Pension Expense	CF	9300000057	8/31/2012	85.28
50610000	Pension Expense	CF	9300000057	8/31/2012	(85.28)
50610000	Pension Expense	CF	9300000058	8/31/2012	6,939.59
50610000	Pension Expense	CF	9300000058	8/31/2012	(6,939.59)
50610000	Pension Expense	CF	9300000059	8/31/2012	66.28
50610000	Pension Expense	CF	9300000059	8/31/2012	(66.28)
50610000	Pension Expense	CF	9300000060	8/31/2012	1,092.00
50610000	Pension Expense	CF	9300000060	8/31/2012	(1,092.00)
50610000	Pension Expense	CF	9300000061	8/31/2012	1,499.10
50610000	Pension Expense	CF	9300000061	8/31/2012	(1,499.10)
50610000	Pension Expense	CF	9300000062	8/31/2012	1,971.22
50610000	Pension Expense	CF	9300000062	8/31/2012	(1,971.22)
50610000	Pension Expense	CF	9300000063	8/31/2012	316.36
50610000	Pension Expense	CF	9300000063	8/31/2012	(316.36)
50610000	Pension Expense	CF	9300000064	8/31/2012	8,894.33
50610000	Pension Expense	CF	9300000064	8/31/2012	(8,894.33)
50610000	Pension Expense	CF	9300000065	8/31/2012	208.99

Kentucky American Water Company  
Case No. 2012-00520  
Response to PSC DR1, Item 31

Account	Description	Doc Type	Document Number	Posting Date	Amount
50610000	Pension Expense	CF	9300000065	8/31/2012	(208.99)
50610000	Pension Expense	CF	9300000066	8/31/2012	340.26
50610000	Pension Expense	CF	9300000066	8/31/2012	(340.26)
50610000	Pension Expense	CF	9300000067	8/31/2012	19.86
50610000	Pension Expense	CF	9300000067	8/31/2012	(19.86)
50610000	Pension Expense	CF	9300000068	8/31/2012	257.60
50610000	Pension Expense	CF	9300000068	8/31/2012	(257.60)
50610000	Pension Expense	CF	9300000069	8/31/2012	266.32
50610000	Pension Expense	CF	9300000069	8/31/2012	(266.32)
50610000	Pension Expense	CF	9300000070	8/31/2012	2,978.53
50610000	Pension Expense	CF	9300000070	8/31/2012	(2,978.53)
50610000	Pension Expense	CF	9300000071	8/31/2012	235.24
50610000	Pension Expense	CF	9300000071	8/31/2012	(235.24)
50610000	Pension Expense	CF	9300000072	8/31/2012	1,847.76
50610000	Pension Expense	CF	9300000072	8/31/2012	(1,847.76)
50610000	Pension Expense	CF	9300000073	8/31/2012	545.46
50610000	Pension Expense	CF	9300000073	8/31/2012	(545.46)
50610000	Pension Expense	CF	9300000074	8/31/2012	395.60
50610000	Pension Expense	CF	9300000074	8/31/2012	(395.60)
50610000	Pension Expense	CF	9300000075	8/31/2012	99.30
50610000	Pension Expense	CF	9300000075	8/31/2012	(99.30)
50610000	Pension Expense	CF	9300000076	8/31/2012	1,161.79
50610000	Pension Expense	CF	9300000076	8/31/2012	(1,161.79)
50610000	Pension Expense	CF	9300000077	8/31/2012	695.97
50610000	Pension Expense	CF	9300000077	8/31/2012	(695.97)
50610000	Pension Expense	CF	9300000078	8/31/2012	306.93
50610000	Pension Expense	CF	9300000078	8/31/2012	(306.93)
50610000	Pension Expense	CF	9300000079	8/31/2012	20.33
50610000	Pension Expense	CF	9300000079	8/31/2012	(20.33)
50610000	Pension Expense	CF	9300000080	8/31/2012	2,581.31
50610000	Pension Expense	CF	9300000080	8/31/2012	(2,581.31)
50610000	Pension Expense	CF	9300000081	8/31/2012	1,039.13
50610000	Pension Expense	CF	9300000081	8/31/2012	(1,039.13)
50610000	Pension Expense	CF	9300000082	8/31/2012	350.13
50610000	Pension Expense	CF	9300000082	8/31/2012	(350.13)
50610000	Pension Expense	CF	9300000083	8/31/2012	172.65
50610000	Pension Expense	CF	9300000083	8/31/2012	(172.65)
50610000	Pension Expense	CF	9300000084	8/31/2012	40.66
50610000	Pension Expense	CF	9300000084	8/31/2012	(40.66)
50610000	Pension Expense	CF	9300000085	8/31/2012	134.48
50610000	Pension Expense	CF	9300000085	8/31/2012	(134.48)
50610000	Pension Expense	CF	9300000086	8/31/2012	639.89
50610000	Pension Expense	CF	9300000086	8/31/2012	(639.89)
50610000	Pension Expense	CF	9300000087	8/31/2012	185.65
50610000	Pension Expense	CF	9300000087	8/31/2012	(185.65)
50610000	Pension Expense	CF	9300000088	8/31/2012	1,432.10
50610000	Pension Expense	CF	9300000088	8/31/2012	(1,432.10)
50610000	Pension Expense	CF	9300000089	8/31/2012	332.60
50610000	Pension Expense	CF	9300000089	8/31/2012	(332.60)
50610000	Pension Expense	CF	9300000090	8/31/2012	803.94
50610000	Pension Expense	CF	9300000090	8/31/2012	(803.94)
50610000	Pension Expense	CF	9300000091	8/31/2012	1,621.46
50610000	Pension Expense	CF	9300000091	8/31/2012	(1,621.46)
50610000	Pension Expense	CF	9300000092	8/31/2012	141.14
50610000	Pension Expense	CF	9300000092	8/31/2012	(141.14)
50610000	Pension Expense	CF	9300000093	8/31/2012	166.10
50610000	Pension Expense	CF	9300000093	8/31/2012	(166.10)
50610000	Pension Expense	CF	9300000094	8/31/2012	39.31
50610000	Pension Expense	CF	9300000094	8/31/2012	(39.31)
50610000	Pension Expense	CF	9300000095	8/31/2012	39.31
50610000	Pension Expense	CF	9300000095	8/31/2012	(39.31)
50610000	Pension Expense	CF	9300000096	8/31/2012	82.78
50610000	Pension Expense	CF	9300000096	8/31/2012	(82.78)
50610000	Pension Expense	CF	9300000097	8/31/2012	391.11
50610000	Pension Expense	CF	9300000097	8/31/2012	(391.11)
50610000	Pension Expense	CF	9300000098	8/31/2012	55.19
50610000	Pension Expense	CF	9300000098	8/31/2012	(55.19)
50610000	Pension Expense	CF	9300000099	8/31/2012	197.19
50610000	Pension Expense	CF	9300000099	8/31/2012	(197.19)
50610000	Pension Expense	CF	9300000100	8/31/2012	130.16
50610000	Pension Expense	CF	9300000100	8/31/2012	(130.16)
50610000	Pension Expense	CF	9300000101	8/31/2012	205.62
50610000	Pension Expense	CF	9300000101	8/31/2012	(205.62)
50610000	Pension Expense	CF	9300000102	8/31/2012	1,087.94
50610000	Pension Expense	CF	9300000102	8/31/2012	(1,087.94)
50610000	Pension Expense	CF	9300000103	8/31/2012	23.99
50610000	Pension Expense	CF	9300000103	8/31/2012	(23.99)

Kentucky American Water Company  
Case No. 2012-00520  
Response to PSC DR1, Item 31

Account	Description	Doc Type	Document Number	Posting Date	Amount
50610000	Pension Expense	CF	9300000104	8/31/2012	26.54
50610000	Pension Expense	CF	9300000104	8/31/2012	(26.54)
50610000	Pension Expense	CF	9300000105	8/31/2012	118.04
50610000	Pension Expense	CF	9300000105	8/31/2012	(118.04)
50610000	Pension Expense	CF	9300000106	8/31/2012	80.43
50610000	Pension Expense	CF	9300000106	8/31/2012	(80.43)
50610000	Pension Expense	CF	9300000107	8/31/2012	530.58
50610000	Pension Expense	CF	9300000107	8/31/2012	(530.58)
50610000	Pension Expense	CF	9300000108	8/31/2012	88.58
50610000	Pension Expense	CF	9300000108	8/31/2012	(88.58)
50610000	Pension Expense	CF	9300000109	8/31/2012	380.48
50610000	Pension Expense	CF	9300000109	8/31/2012	(380.48)
50610000	Pension Expense	CF	9300000110	8/31/2012	87.37
50610000	Pension Expense	CF	9300000110	8/31/2012	(87.37)
50610000	Pension Expense	CF	9300000111	8/31/2012	1.94
50610000	Pension Expense	CF	9300000111	8/31/2012	(1.94)
50610000	Pension Expense	CF	9300000112	8/31/2012	518.00
50610000	Pension Expense	CF	9300000112	8/31/2012	(518.00)
50610000	Pension Expense	CF	9300000113	8/31/2012	228.18
50610000	Pension Expense	CF	9300000113	8/31/2012	(228.18)
50610000	Pension Expense	CF	9300000114	8/31/2012	61.98
50610000	Pension Expense	CF	9300000114	8/31/2012	(61.98)
50610000	Pension Expense	CF	9300000115	8/31/2012	79.29
50610000	Pension Expense	CF	9300000115	8/31/2012	(79.29)
50610000	Pension Expense	CF	9300000116	8/31/2012	35.03
50610000	Pension Expense	CF	9300000116	8/31/2012	(35.03)
50610000	Pension Expense	CF	9300000117	8/31/2012	26.67
50610000	Pension Expense	CF	9300000117	8/31/2012	(26.67)
50610000	Pension Expense	CF	9300000118	8/31/2012	107.46
50610000	Pension Expense	CF	9300000118	8/31/2012	(107.46)
50610000	Pension Expense	CF	9300000119	8/31/2012	6.67
50610000	Pension Expense	CF	9300000119	8/31/2012	(6.67)
50610000	Pension Expense	CF	9300000120	8/31/2012	247.91
50610000	Pension Expense	CF	9300000120	8/31/2012	(247.91)
50610000	Pension Expense	CF	9300000123	8/31/2012	(219.29)
50610000	Pension Expense	CF	9300000123	8/31/2012	219.29
50610000	Pension Expense	CF	9300000125	8/31/2012	(66.28)
50610000	Pension Expense	CF	9300000125	8/31/2012	66.28
50610000	Pension Expense	CF	9300000127	8/31/2012	(1,092.00)
50610000	Pension Expense	CF	9300000127	8/31/2012	1,092.00
50610000	Pension Expense	CF	9300000131	8/31/2012	(2,581.31)
50610000	Pension Expense	CF	9300000131	8/31/2012	2,581.31
50610000	Pension Expense	CF	9300000134	8/31/2012	(395.60)
50610000	Pension Expense	CF	9300000134	8/31/2012	395.60
50610000	Pension Expense	CF	9300000136	8/31/2012	(1,161.79)
50610000	Pension Expense	CF	9300000136	8/31/2012	1,161.79
50610000	Pension Expense	CF	9300000140	8/31/2012	(19.86)
50610000	Pension Expense	CF	9300000140	8/31/2012	19.86
50610000	Pension Expense	CF	9300000142	8/31/2012	(1,499.10)
50610000	Pension Expense	CF	9300000142	8/31/2012	1,499.10
50610000	Pension Expense	CF	9300000145	8/31/2012	(316.36)
50610000	Pension Expense	CF	9300000145	8/31/2012	316.36
50610000	Pension Expense	CF	9300000149	8/31/2012	(257.60)
50610000	Pension Expense	CF	9300000149	8/31/2012	257.60
50610000	Pension Expense	CF	9300000151	8/31/2012	(332.60)
50610000	Pension Expense	CF	9300000151	8/31/2012	332.60
50610000	Pension Expense	CF	9300000154	8/31/2012	(20.33)
50610000	Pension Expense	CF	9300000154	8/31/2012	20.33
50610000	Pension Expense	CF	9300000156	8/31/2012	(1,039.13)
50610000	Pension Expense	CF	9300000156	8/31/2012	1,039.13
50610000	Pension Expense	CF	9300000159	8/31/2012	(2,978.53)
50610000	Pension Expense	CF	9300000159	8/31/2012	2,978.53
50610000	Pension Expense	CF	9300000162	8/31/2012	(134.48)
50610000	Pension Expense	CF	9300000162	8/31/2012	134.48
50610000	Pension Expense	CF	9300000165	8/31/2012	(1,847.76)
50610000	Pension Expense	CF	9300000165	8/31/2012	1,847.76
50610000	Pension Expense	CF	9300000169	8/31/2012	(695.97)
50610000	Pension Expense	CF	9300000169	8/31/2012	695.97
50610000	Pension Expense	CF	9300000171	8/31/2012	(1,971.22)
50610000	Pension Expense	CF	9300000171	8/31/2012	1,971.22
50610000	Pension Expense	CF	9300000173	8/31/2012	(266.32)
50610000	Pension Expense	CF	9300000173	8/31/2012	266.32
50610000	Pension Expense	CF	9300000175	8/31/2012	(639.89)
50610000	Pension Expense	CF	9300000175	8/31/2012	639.89
50610000	Pension Expense	CF	9300000177	8/31/2012	(1,432.10)
50610000	Pension Expense	CF	9300000177	8/31/2012	1,432.10
50610000	Pension Expense	CF	9300000181	8/31/2012	(6,939.59)

Kentucky American Water Company  
Case No. 2012-00520  
Response to PSC DR1, Item 31

Account	Description	Doc Type	Document Number	Posting Date	Amount
50610000	Pension Expense	CF	9300000181	8/31/2012	6,939.59
50610000	Pension Expense	CF	9300000183	8/31/2012	(545.46)
50610000	Pension Expense	CF	9300000183	8/31/2012	545.46
50610000	Pension Expense	CF	9300000187	8/31/2012	(40.66)
50610000	Pension Expense	CF	9300000187	8/31/2012	40.66
50610000	Pension Expense	CF	9300000189	8/31/2012	(185.65)
50610000	Pension Expense	CF	9300000189	8/31/2012	185.65
50610000	Pension Expense	CF	9300000191	8/31/2012	(235.24)
50610000	Pension Expense	CF	9300000191	8/31/2012	235.24
50610000	Pension Expense	CF	9300000194	8/31/2012	(208.99)
50610000	Pension Expense	CF	9300000194	8/31/2012	208.99
50610000	Pension Expense	CF	9300000196	8/31/2012	(350.13)
50610000	Pension Expense	CF	9300000196	8/31/2012	350.13
50610000	Pension Expense	CF	9300000198	8/31/2012	(99.30)
50610000	Pension Expense	CF	9300000198	8/31/2012	99.30
50610000	Pension Expense	CF	9300000200	8/31/2012	(85.28)
50610000	Pension Expense	CF	9300000200	8/31/2012	85.28
50610000	Pension Expense	CF	9300000202	8/31/2012	(8,894.33)
50610000	Pension Expense	CF	9300000202	8/31/2012	8,894.33
50610000	Pension Expense	CF	9300000204	8/31/2012	(340.26)
50610000	Pension Expense	CF	9300000204	8/31/2012	340.26
50610000	Pension Expense	CF	9300000206	8/31/2012	(306.93)
50610000	Pension Expense	CF	9300000206	8/31/2012	306.93
50610000	Pension Expense	CF	9300000208	8/31/2012	(172.65)
50610000	Pension Expense	CF	9300000208	8/31/2012	172.65
50610000	Pension Expense	CF	9300000210	8/31/2012	(803.94)
50610000	Pension Expense	CF	9300000210	8/31/2012	803.94
50610000	Pension Expense	CF	9300000219	8/31/2012	2,404.88
50610000	Pension Expense	CF	9300000219	8/31/2012	(2,404.88)
50610000	Pension Expense	CF	9300000220	8/31/2012	282.04
50610000	Pension Expense	CF	9300000220	8/31/2012	(282.04)
50610000	Pension Expense	CF	9300000221	8/31/2012	17,020.42
50610000	Pension Expense	CF	9300000221	8/31/2012	(17,020.42)
50610000	Pension Expense	CF	9300000222	8/31/2012	65.44
50610000	Pension Expense	CF	9300000222	8/31/2012	(65.44)
50610000	Pension Expense	CF	9300000223	8/31/2012	3,140.07
50610000	Pension Expense	CF	9300000223	8/31/2012	(3,140.07)
50610000	Pension Expense	CF	9300000224	8/31/2012	3,253.44
50610000	Pension Expense	CF	9300000224	8/31/2012	(3,253.44)
50610000	Pension Expense	CF	9300000225	8/31/2012	1,008.01
50610000	Pension Expense	CF	9300000225	8/31/2012	(1,008.01)
50610000	Pension Expense	CF	9300000226	8/31/2012	14,963.13
50610000	Pension Expense	CF	9300000226	8/31/2012	(14,963.13)
50610000	Pension Expense	CF	9300000227	8/31/2012	275.28
50610000	Pension Expense	CF	9300000227	8/31/2012	(275.28)
50610000	Pension Expense	CF	9300000228	8/31/2012	479.28
50610000	Pension Expense	CF	9300000228	8/31/2012	(479.28)
50610000	Pension Expense	CF	9300000229	8/31/2012	20.60
50610000	Pension Expense	CF	9300000229	8/31/2012	(20.60)
50610000	Pension Expense	CF	9300000230	8/31/2012	257.60
50610000	Pension Expense	CF	9300000230	8/31/2012	(257.60)
50610000	Pension Expense	CF	9300000231	8/31/2012	581.33
50610000	Pension Expense	CF	9300000231	8/31/2012	(581.33)
50610000	Pension Expense	CF	9300000232	8/31/2012	6,887.83
50610000	Pension Expense	CF	9300000232	8/31/2012	(6,887.83)
50610000	Pension Expense	CF	9300000233	8/31/2012	86.02
50610000	Pension Expense	CF	9300000233	8/31/2012	(86.02)
50610000	Pension Expense	CF	9300000234	8/31/2012	288.53
50610000	Pension Expense	CF	9300000234	8/31/2012	(288.53)
50610000	Pension Expense	CF	9300000235	8/31/2012	4,331.32
50610000	Pension Expense	CF	9300000235	8/31/2012	(4,331.32)
50610000	Pension Expense	CF	9300000236	8/31/2012	1,891.06
50610000	Pension Expense	CF	9300000236	8/31/2012	(1,891.06)
50610000	Pension Expense	CF	9300000237	8/31/2012	1,306.40
50610000	Pension Expense	CF	9300000237	8/31/2012	(1,306.40)
50610000	Pension Expense	CF	9300000238	8/31/2012	277.31
50610000	Pension Expense	CF	9300000238	8/31/2012	(277.31)
50610000	Pension Expense	CF	9300000239	8/31/2012	1,695.33
50610000	Pension Expense	CF	9300000239	8/31/2012	(1,695.33)
50610000	Pension Expense	CF	9300000240	8/31/2012	1,217.78
50610000	Pension Expense	CF	9300000240	8/31/2012	(1,217.78)
50610000	Pension Expense	CF	9300000241	8/31/2012	50.47
50610000	Pension Expense	CF	9300000241	8/31/2012	(50.47)
50610000	Pension Expense	CF	9300000242	8/31/2012	5,107.57
50610000	Pension Expense	CF	9300000242	8/31/2012	(5,107.57)
50610000	Pension Expense	CF	9300000243	8/31/2012	27.11
50610000	Pension Expense	CF	9300000243	8/31/2012	(27.11)

Kentucky American Water Company  
Case No. 2012-00520  
Response to PSC DR1, Item 31

Account	Description	Doc Type	Document Number	Posting Date	Amount
50610000	Pension Expense	CF	9300000244	8/31/2012	2,024.41
50610000	Pension Expense	CF	9300000244	8/31/2012	(2,024.41)
50610000	Pension Expense	CF	9300000245	8/31/2012	343.48
50610000	Pension Expense	CF	9300000245	8/31/2012	(343.48)
50610000	Pension Expense	CF	9300000246	8/31/2012	236.17
50610000	Pension Expense	CF	9300000246	8/31/2012	(236.17)
50610000	Pension Expense	CF	9300000247	8/31/2012	174.07
50610000	Pension Expense	CF	9300000247	8/31/2012	(174.07)
50610000	Pension Expense	CF	9300000248	8/31/2012	152.53
50610000	Pension Expense	CF	9300000248	8/31/2012	(152.53)
50610000	Pension Expense	CF	9300000249	8/31/2012	1,542.40
50610000	Pension Expense	CF	9300000249	8/31/2012	(1,542.40)
50610000	Pension Expense	CF	9300000250	8/31/2012	349.83
50610000	Pension Expense	CF	9300000250	8/31/2012	(349.83)
50610000	Pension Expense	CF	9300000251	8/31/2012	2,492.91
50610000	Pension Expense	CF	9300000251	8/31/2012	(2,492.91)
50610000	Pension Expense	CF	9300000252	8/31/2012	1,496.24
50610000	Pension Expense	CF	9300000252	8/31/2012	(1,496.24)
50610000	Pension Expense	CF	9300000253	8/31/2012	4,184.35
50610000	Pension Expense	CF	9300000253	8/31/2012	(4,184.35)
50610000	Pension Expense	CF	9300000254	8/31/2012	93.06
50610000	Pension Expense	CF	9300000254	8/31/2012	(93.06)
50610000	Pension Expense	CF	9300000255	8/31/2012	117.37
50610000	Pension Expense	CF	9300000255	8/31/2012	(117.37)
50610000	Pension Expense	CF	9300000256	8/31/2012	22.17
50610000	Pension Expense	CF	9300000256	8/31/2012	(22.17)
50610000	Pension Expense	CF	9300000257	8/31/2012	172.55
50610000	Pension Expense	CF	9300000257	8/31/2012	(172.55)
50610000	Pension Expense	CF	9300000258	8/31/2012	172.55
50610000	Pension Expense	CF	9300000258	8/31/2012	(172.55)
50610000	Pension Expense	CF	9300000259	8/31/2012	633.24
50610000	Pension Expense	CF	9300000259	8/31/2012	(633.24)
50610000	Pension Expense	CF	9300000260	8/31/2012	70.36
50610000	Pension Expense	CF	9300000260	8/31/2012	(70.36)
50610000	Pension Expense	CF	9300000261	8/31/2012	166.09
50610000	Pension Expense	CF	9300000261	8/31/2012	(166.09)
50610000	Pension Expense	CF	9300000262	8/31/2012	60.08
50610000	Pension Expense	CF	9300000262	8/31/2012	(60.08)
50610000	Pension Expense	CF	9300000263	8/31/2012	154.21
50610000	Pension Expense	CF	9300000263	8/31/2012	(154.21)
50610000	Pension Expense	CF	9300000264	8/31/2012	154.21
50610000	Pension Expense	CF	9300000264	8/31/2012	(154.21)
50610000	Pension Expense	CF	9300000265	8/31/2012	308.43
50610000	Pension Expense	CF	9300000265	8/31/2012	(308.43)
50610000	Pension Expense	CF	9300000266	8/31/2012	2,413.23
50610000	Pension Expense	CF	9300000266	8/31/2012	(2,413.23)
50610000	Pension Expense	CF	9300000267	8/31/2012	129.99
50610000	Pension Expense	CF	9300000267	8/31/2012	(129.99)
50610000	Pension Expense	CF	9300000268	8/31/2012	686.82
50610000	Pension Expense	CF	9300000268	8/31/2012	(686.82)
50610000	Pension Expense	CF	9300000269	8/31/2012	21.67
50610000	Pension Expense	CF	9300000269	8/31/2012	(21.67)
50610000	Pension Expense	CF	9300000270	8/31/2012	11.62
50610000	Pension Expense	CF	9300000270	8/31/2012	(11.62)
50610000	Pension Expense	CF	9300000271	8/31/2012	241.66
50610000	Pension Expense	CF	9300000271	8/31/2012	(241.66)
50610000	Pension Expense	CF	9300000272	8/31/2012	672.75
50610000	Pension Expense	CF	9300000272	8/31/2012	(672.75)
50610000	Pension Expense	CF	9300000273	8/31/2012	333.71
50610000	Pension Expense	CF	9300000273	8/31/2012	(333.71)
50610000	Pension Expense	CF	9300000274	8/31/2012	703.57
50610000	Pension Expense	CF	9300000274	8/31/2012	(703.57)
50610000	Pension Expense	CF	9300000275	8/31/2012	222.82
50610000	Pension Expense	CF	9300000275	8/31/2012	(222.82)
50610000	Pension Expense	CF	9300000276	8/31/2012	79.59
50610000	Pension Expense	CF	9300000276	8/31/2012	(79.59)
50610000	Pension Expense	CF	9300000277	8/31/2012	211.03
50610000	Pension Expense	CF	9300000277	8/31/2012	(211.03)
50610000	Pension Expense	CF	9300000278	8/31/2012	856.85
50610000	Pension Expense	CF	9300000278	8/31/2012	(856.85)
50610000	Pension Expense	CF	9300000279	8/31/2012	324.98
50610000	Pension Expense	CF	9300000279	8/31/2012	(324.98)
50610000	Pension Expense	CF	9300000280	8/31/2012	124.18
50610000	Pension Expense	CF	9300000280	8/31/2012	(124.18)
50610000	Pension Expense	CF	9300000281	8/31/2012	298.27
50610000	Pension Expense	CF	9300000281	8/31/2012	(298.27)
50610000	Pension Expense	CF	9300000282	8/31/2012	60.08

Kentucky American Water Company  
Case No. 2012-00520  
Response to PSC DR1, Item 31

Account	Description	Doc Type	Document Number	Posting Date	Amount
50610000	Pension Expense	CF	9300000282	8/31/2012	(60.08)
50610000	Pension Expense	CF	9300000283	8/31/2012	50.06
50610000	Pension Expense	CF	9300000283	8/31/2012	(50.06)
50610000	Pension Expense	CF	9300000284	8/31/2012	142.56
50610000	Pension Expense	CF	9300000284	8/31/2012	(142.56)
50610000	Pension Expense	CF	9300000285	8/31/2012	93.34
50610000	Pension Expense	CF	9300000285	8/31/2012	(93.34)
50610000	Pension Expense	CF	9300000286	8/31/2012	13.33
50610000	Pension Expense	CF	9300000286	8/31/2012	(13.33)
50610000	Pension Expense	CF	9300000287	8/31/2012	309.89
50610000	Pension Expense	CF	9300000287	8/31/2012	(309.89)
50610000	Pension Expense	CF	9300000292	8/31/2012	(2,404.88)
50610000	Pension Expense	CF	9300000292	8/31/2012	2,404.88
50610000	Pension Expense	CF	9300000294	8/31/2012	(65.44)
50610000	Pension Expense	CF	9300000294	8/31/2012	65.44
50610000	Pension Expense	CF	9300000297	8/31/2012	(5,107.57)
50610000	Pension Expense	CF	9300000297	8/31/2012	5,107.57
50610000	Pension Expense	CF	9300000301	8/31/2012	(1,306.40)
50610000	Pension Expense	CF	9300000301	8/31/2012	1,306.40
50610000	Pension Expense	CF	9300000303	8/31/2012	(1,695.33)
50610000	Pension Expense	CF	9300000303	8/31/2012	1,695.33
50610000	Pension Expense	CF	9300000307	8/31/2012	(20.60)
50610000	Pension Expense	CF	9300000307	8/31/2012	20.60
50610000	Pension Expense	CF	9300000309	8/31/2012	(3,140.07)
50610000	Pension Expense	CF	9300000309	8/31/2012	3,140.07
50610000	Pension Expense	CF	9300000313	8/31/2012	(1,008.01)
50610000	Pension Expense	CF	9300000313	8/31/2012	1,008.01
50610000	Pension Expense	CF	9300000318	8/31/2012	(257.60)
50610000	Pension Expense	CF	9300000318	8/31/2012	257.60
50610000	Pension Expense	CF	9300000320	8/31/2012	(50.47)
50610000	Pension Expense	CF	9300000320	8/31/2012	50.47
50610000	Pension Expense	CF	9300000323	8/31/2012	(2,024.41)
50610000	Pension Expense	CF	9300000323	8/31/2012	2,024.41
50610000	Pension Expense	CF	9300000328	8/31/2012	(6,887.83)
50610000	Pension Expense	CF	9300000328	8/31/2012	6,887.83
50610000	Pension Expense	CF	9300000331	8/31/2012	(174.07)
50610000	Pension Expense	CF	9300000331	8/31/2012	174.07
50610000	Pension Expense	CF	9300000333	8/31/2012	(152.53)
50610000	Pension Expense	CF	9300000333	8/31/2012	152.53
50610000	Pension Expense	CF	9300000335	8/31/2012	(86.02)
50610000	Pension Expense	CF	9300000335	8/31/2012	86.02
50610000	Pension Expense	CF	9300000340	8/31/2012	(4,331.32)
50610000	Pension Expense	CF	9300000340	8/31/2012	4,331.32
50610000	Pension Expense	CF	9300000344	8/31/2012	(1,217.78)
50610000	Pension Expense	CF	9300000344	8/31/2012	1,217.78
50610000	Pension Expense	CF	9300000348	8/31/2012	(3,253.44)
50610000	Pension Expense	CF	9300000348	8/31/2012	3,253.44
50610000	Pension Expense	CF	9300000351	8/31/2012	(581.33)
50610000	Pension Expense	CF	9300000351	8/31/2012	581.33
50610000	Pension Expense	CF	9300000353	8/31/2012	(1,542.40)
50610000	Pension Expense	CF	9300000353	8/31/2012	1,542.40
50610000	Pension Expense	CF	9300000355	8/31/2012	(2,492.91)
50610000	Pension Expense	CF	9300000355	8/31/2012	2,492.91
50610000	Pension Expense	CF	9300000359	8/31/2012	(17,020.42)
50610000	Pension Expense	CF	9300000359	8/31/2012	17,020.42
50610000	Pension Expense	CF	9300000361	8/31/2012	(1,891.06)
50610000	Pension Expense	CF	9300000361	8/31/2012	1,891.06
50610000	Pension Expense	CF	9300000365	8/31/2012	(236.17)
50610000	Pension Expense	CF	9300000365	8/31/2012	236.17
50610000	Pension Expense	CF	9300000367	8/31/2012	(349.83)
50610000	Pension Expense	CF	9300000367	8/31/2012	349.83
50610000	Pension Expense	CF	9300000369	8/31/2012	(288.53)
50610000	Pension Expense	CF	9300000369	8/31/2012	288.53
50610000	Pension Expense	CF	9300000373	8/31/2012	(275.28)
50610000	Pension Expense	CF	9300000373	8/31/2012	275.28
50610000	Pension Expense	CF	9300000375	8/31/2012	(27.11)
50610000	Pension Expense	CF	9300000375	8/31/2012	27.11
50610000	Pension Expense	CF	9300000377	8/31/2012	(277.31)
50610000	Pension Expense	CF	9300000377	8/31/2012	277.31
50610000	Pension Expense	CF	9300000379	8/31/2012	(282.04)
50610000	Pension Expense	CF	9300000379	8/31/2012	282.04
50610000	Pension Expense	CF	9300000381	8/31/2012	(14,963.13)
50610000	Pension Expense	CF	9300000381	8/31/2012	14,963.13
50610000	Pension Expense	CF	9300000383	8/31/2012	(479.28)
50610000	Pension Expense	CF	9300000383	8/31/2012	479.28
50610000	Pension Expense	CF	9300000385	8/31/2012	(343.48)
50610000	Pension Expense	CF	9300000385	8/31/2012	343.48



Kentucky American Water Company  
Case No. 2012-00520  
Response to PSC DR1, Item 31

Account	Description	Doc Type	Document Number	Posting Date	Amount
50610000	Pension Expense	CF	9300000387	8/31/2012	(1,496.24)
50610000	Pension Expense	CF	9300000387	8/31/2012	1,496.24
50610100	Pension Cap Credits	SA	100000884	8/31/2012	(101,561.08)
50610100	Pension Cap Credits	SA	100000850	8/31/2012	101,561.08
50610100	Pension Cap Credits	UT	9300000121	8/31/2012	(1,621.46)
50610100	Pension Cap Credits	UT	9300000290	8/31/2012	(4,184.35)
50610100	Pension Cap Credits	UT	9300001208	8/31/2012	1,456.53
50610100	Pension Cap Credits	UZ	2000000102	8/31/2012	13.85
50610100	Pension Cap Credits	UZ	2000000102	8/31/2012	115.77
50610100	Pension Cap Credits	UZ	2000000102	8/31/2012	179.63
50610100	Pension Cap Credits	UZ	2000000102	8/31/2012	9.86
50610100	Pension Cap Credits	UZ	2000000102	8/31/2012	9.86
50610100	Pension Cap Credits	UZ	2000000102	8/31/2012	43.29
50610100	Pension Cap Credits	UZ	2000000102	8/31/2012	41.67
50610100	Pension Cap Credits	UZ	2000000102	8/31/2012	43.29
50610100	Pension Cap Credits	UZ	2000000102	8/31/2012	40.97
50610100	Pension Cap Credits	UZ	2000000102	8/31/2012	29.45
50610100	Pension Cap Credits	UZ	2000000102	8/31/2012	23.35
50610100	Pension Cap Credits	UZ	2000000102	8/31/2012	91.14
50610100	Pension Cap Credits	UZ	2000000102	8/31/2012	47.73
50610100	Pension Cap Credits	UZ	2000000102	8/31/2012	51.58
50610100	Pension Cap Credits	UZ	2000000102	8/31/2012	878.36
50610100	Pension Cap Credits	UZ	2000000102	8/31/2012	77.38
50610100	Pension Cap Credits	UZ	2000000102	8/31/2012	38.69
50610100	Pension Cap Credits	UZ	2000000102	8/31/2012	38.69
50610100	Pension Cap Credits	UZ	2000000102	8/31/2012	178.96
50610100	Pension Cap Credits	UZ	2000000102	8/31/2012	38.63
50610100	Pension Cap Credits	UZ	2000000102	8/31/2012	80.80
50610100	Pension Cap Credits	UZ	2000000102	8/31/2012	2.92
50610100	Pension Cap Credits	UZ	2000000102	8/31/2012	35.05
50610100	Pension Cap Credits	UZ	2000000102	8/31/2012	301.89
50610100	Pension Cap Credits	UZ	2000000102	8/31/2012	83.72
50610100	Pension Cap Credits	UZ	2000000102	8/31/2012	271.96
50610100	Pension Cap Credits	UZ	2000000102	8/31/2012	22.22
50610100	Pension Cap Credits	UZ	2000000102	8/31/2012	77.82
50610100	Pension Cap Credits	UZ	2000000102	8/31/2012	88.40
50610100	Pension Cap Credits	UZ	2000000102	8/31/2012	81.53
50610100	Pension Cap Credits	UZ	2000000102	8/31/2012	344.92
50610100	Pension Cap Credits	UZ	2000000102	8/31/2012	53.43
50610100	Pension Cap Credits	UZ	2000000102	8/31/2012	19.97
50610100	Pension Cap Credits	UZ	2000000102	8/31/2012	90.38
50610100	Pension Cap Credits	UZ	2000000102	8/31/2012	34.96
50610100	Pension Cap Credits	UZ	2000000102	8/31/2012	44.55
50610100	Pension Cap Credits	UZ	2000000102	8/31/2012	12.56
50610100	Pension Cap Credits	UZ	2000000102	8/31/2012	6.69
50610100	Pension Cap Credits	UZ	2000000102	8/31/2012	50.38
50610100	Pension Cap Credits	UZ	2000000102	8/31/2012	5.02
50610100	Pension Cap Credits	UZ	2000000102	8/31/2012	139.94
51010000	Purchased Water	SV	100001003	8/31/2012	24,521.00
51010000	Purchased Water	SV	100001003	8/31/2012	6,387.00
51010000	Purchased Water	SV	100001003	8/31/2012	11,657.00
51010000	Purchased Water	SV	100001003	8/31/2012	2,658.00
51010000	Purchased Water	CF	9300000476	8/31/2012	(1,533.63)
51010000	Purchased Water	CF	9300000476	8/31/2012	1,533.63
51010000	Purchased Water	CF	9300001191	8/31/2012	(20,702.00)
51010000	Purchased Water	CF	9300001191	8/31/2012	20,702.00
51010000	Purchased Water	CF	9300001197	8/31/2012	(24,521.00)
51010000	Purchased Water	CF	9300001197	8/31/2012	24,521.00
51010000	Purchased Water	CF	9300000299	8/31/2012	(5,807.81)
51010000	Purchased Water	CF	9300000299	8/31/2012	5,807.81
51010000	Purchased Water	CF	9300000346	8/31/2012	52,011.36
51010000	Purchased Water	CF	9300000346	8/31/2012	(52,011.36)
51010000	Purchased Water	CF	9300000389	8/31/2012	(12,081.36)
51010000	Purchased Water	CF	9300000389	8/31/2012	12,081.36
51010000	Purchased Water	CF	9300000421	8/31/2012	(12,058.72)
51010000	Purchased Water	CF	9300000421	8/31/2012	12,058.72
51015000	Purchased Water I/C	SA	100000902	8/31/2012	820.80
51015000	Purchased Water I/C	SA	100000902	8/31/2012	1,492.63
51110000	Waste Disposal	SV	100000905	8/31/2012	2,651.76
51110000	Waste Disposal	CF	9300000450	8/31/2012	(62.10)
51110000	Waste Disposal	CF	9300000450	8/31/2012	62.10
51110000	Waste Disposal	CF	9300000466	8/31/2012	(2,334.65)
51110000	Waste Disposal	CF	9300000466	8/31/2012	2,334.65
51110000	Waste Disposal	CF	9300000514	8/31/2012	(2,651.76)
51110000	Waste Disposal	CF	9300000514	8/31/2012	2,651.76
51110000	Waste Disposal	CF	9300000211	8/31/2012	(2,136.22)
51110000	Waste Disposal	CF	9300000211	8/31/2012	2,136.22

Kentucky American Water Company  
Case No. 2012-00520  
Response to PSC DR1, Item 31

Account	Description	Doc Type	Document Number	Posting Date	Amount
51110000	Waste Disposal	CF	9300000292	8/31/2012	(2,064.48)
51110000	Waste Disposal	CF	9300000292	8/31/2012	2,064.48
51110000	Waste Disposal	CF	9300000363	8/31/2012	2,367.42
51110000	Waste Disposal	CF	9300000363	8/31/2012	(2,367.42)
51110000	Waste Disposal	CF	9300000415	8/31/2012	(3,000.00)
51110000	Waste Disposal	CF	9300000415	8/31/2012	3,000.00
51110000	Waste Disposal	CF	9300000440	8/31/2012	(5,333.00)
51110000	Waste Disposal	CF	9300000440	8/31/2012	5,333.00
51110000	Waste Disposal	SR	9600000010	8/31/2012	5,333.00
51110000	Waste Disposal	SR	9600000011	8/31/2012	3,000.00
51120000	Amort Waste Disposal	CF	9300000440	8/31/2012	(8,333.33)
51120000	Amort Waste Disposal	CF	9300000440	8/31/2012	8,333.33
51120000	Amort Waste Disposal	SR	9600000025	8/31/2012	8,333.33
51510000	Purchased Power	SV	100000905	8/31/2012	69,278.29
51510000	Purchased Power	SV	100000905	8/31/2012	179.37
51510000	Purchased Power	SV	100000905	8/31/2012	957.44
51510000	Purchased Power	SV	100000905	8/31/2012	439,135.17
51510000	Purchased Power	SV	100000905	8/31/2012	11,082.21
51510000	Purchased Power	SV	100000905	8/31/2012	1,890.25
51510000	Purchased Power	SV	100000905	8/31/2012	10.65
51510000	Purchased Power	SV	100000905	8/31/2012	332.92
51510000	Purchased Power	SV	100000962	8/31/2012	(23,628.64)
51510000	Purchased Power	SV	100000962	8/31/2012	(59,693.31)
51510000	Purchased Power	SV	100000962	8/31/2012	(733.90)
51510000	Purchased Power	SV	100000962	8/31/2012	(15,221.12)
51510000	Purchased Power	ZN	5000000975	8/31/2012	128.88
51510000	Purchased Power	CS	9300000388	8/31/2012	(10,005.97)
51510000	Purchased Power	CS	9300000311	8/31/2012	(870.08)
51510000	Purchased Power	CS	9300000391	8/31/2012	64,394.81
51510000	Purchased Power	CS	9300000213	8/31/2012	(54,333.51)
51510000	Purchased Power	CS	9300000390	8/31/2012	(844.25)
51510000	Purchased Power	CS	9300000477	8/31/2012	(3,069.55)
51510000	Purchased Power	CS	9300000515	8/31/2012	(69,278.29)
51510000	Purchased Power	CS	9300001013	8/31/2012	15,955.02
51510000	Purchased Power	CS	9300000138	8/31/2012	(286.02)
51510000	Purchased Power	CS	9300000305	8/31/2012	(20.80)
51510000	Purchased Power	CS	9300000424	8/31/2012	(83.93)
51510000	Purchased Power	CS	9300000493	8/31/2012	(179.37)
51510000	Purchased Power	CS	9300000152	8/31/2012	(838.35)
51510000	Purchased Power	CS	9300000499	8/31/2012	(957.44)
51510000	Purchased Power	CS	9300000362	8/31/2012	355,070.22
51510000	Purchased Power	CS	9300000180	8/31/2012	(287,010.46)
51510000	Purchased Power	CS	9300000358	8/31/2012	(87,343.47)
51510000	Purchased Power	CS	9300000509	8/31/2012	(439,135.17)
51510000	Purchased Power	CS	9300001012	8/31/2012	83,321.95
51510000	Purchased Power	CS	9300000122	8/31/2012	(11,208.04)
51510000	Purchased Power	CS	9300000484	8/31/2012	(11,082.21)
51510000	Purchased Power	CS	9300000132	8/31/2012	(2,343.70)
51510000	Purchased Power	CS	9300000488	8/31/2012	(1,890.25)
51510000	Purchased Power	CS	9300000371	8/31/2012	365.36
51510000	Purchased Power	CS	9300000147	8/31/2012	(21.87)
51510000	Purchased Power	CS	9300000427	8/31/2012	(21.32)
51510000	Purchased Power	CS	9300000497	8/31/2012	(10.65)
51510000	Purchased Power	CS	9300000157	8/31/2012	(181.58)
51510000	Purchased Power	CS	9300000326	8/31/2012	(219.29)
51510000	Purchased Power	CS	9300000501	8/31/2012	(332.92)
51510011	Purchased Power SS	CS	9300000388	8/31/2012	10,005.97
51510011	Purchased Power SS	CS	9300000311	8/31/2012	870.08
51510012	Purchased Power P	CS	9300000391	8/31/2012	(64,394.81)
51510012	Purchased Power P	CS	9300000213	8/31/2012	54,333.51
51510012	Purchased Power P	CS	9300000390	8/31/2012	844.25
51510012	Purchased Power P	CS	9300000477	8/31/2012	3,069.55
51510012	Purchased Power P	CS	9300000515	8/31/2012	69,278.29
51510012	Purchased Power P	CS	9300001013	8/31/2012	(15,955.02)
51510012	Purchased Power P	CS	9300000138	8/31/2012	286.02
51510012	Purchased Power P	CS	9300000305	8/31/2012	20.80
51510012	Purchased Power P	CS	9300000424	8/31/2012	83.93
51510012	Purchased Power P	CS	9300000493	8/31/2012	179.37
51510012	Purchased Power P	CS	9300000152	8/31/2012	838.35
51510012	Purchased Power P	CS	9300000499	8/31/2012	957.44
51510013	Purchased Power WT	CS	9300000362	8/31/2012	(355,070.22)
51510013	Purchased Power WT	CS	9300000180	8/31/2012	287,010.46
51510013	Purchased Power WT	CS	9300000358	8/31/2012	87,343.47
51510013	Purchased Power WT	CS	9300000509	8/31/2012	439,135.17
51510013	Purchased Power WT	CS	9300001012	8/31/2012	(83,321.95)
51510013	Purchased Power WT	CS	9300000122	8/31/2012	11,208.04
51510013	Purchased Power WT	CS	9300000484	8/31/2012	11,082.21

Kentucky American Water Company  
Case No. 2012-00520  
Response to PSC DR1, Item 31

Account	Description	Doc Type	Document Number	Posting Date	Amount
51510013	Purchased Power WT	CS	9300000132	8/31/2012	2,343.70
51510013	Purchased Power WT	CS	9300000488	8/31/2012	1,890.25
51510014	Purchased Power TD	CS	9300000371	8/31/2012	(365.36)
51510014	Purchased Power TD	CS	9300000147	8/31/2012	21.87
51510014	Purchased Power TD	CS	9300000427	8/31/2012	21.32
51510014	Purchased Power TD	CS	9300000497	8/31/2012	10.65
51510014	Purchased Power TD	CS	9300000157	8/31/2012	181.58
51510014	Purchased Power TD	CS	9300000326	8/31/2012	219.29
51510014	Purchased Power TD	CS	9300000501	8/31/2012	332.92
51800000	Chemicals	CF	9300000450	8/31/2012	(16,113.75)
51800000	Chemicals	CF	9300000450	8/31/2012	16,113.75
51800000	Chemicals	CF	9300000451	8/31/2012	(407.50)
51800000	Chemicals	CF	9300000451	8/31/2012	407.50
51800000	Chemicals	CF	9300000452	8/31/2012	(922.05)
51800000	Chemicals	CF	9300000452	8/31/2012	922.05
51800000	Chemicals	CF	9300000466	8/31/2012	(198,233.28)
51800000	Chemicals	CF	9300000466	8/31/2012	198,233.28
51800000	Chemicals	CF	9300000363	8/31/2012	12,192.00
51800000	Chemicals	CF	9300000363	8/31/2012	(12,192.00)
52000000	M&S Expense (O&M)	SV	100000946	8/31/2012	30,902.66
52000000	M&S Expense (O&M)	SV	100001007	8/31/2012	4,667.00
52000000	M&S Expense (O&M)	SV	100001007	8/31/2012	2,624.00
52000000	M&S Expense (O&M)	SV	100001007	8/31/2012	3,615.00
52000000	M&S Expense (O&M)	SA	100001012	8/31/2012	(1,878.56)
52000000	M&S Expense (O&M)	SV	100001028	8/31/2012	10,600.00
52000000	M&S Expense (O&M)	SV	100001028	8/31/2012	81,662.40
52000000	M&S Expense (O&M)	SV	100001028	8/31/2012	30,000.00
52000000	M&S Expense (O&M)	SV	100001028	8/31/2012	20,000.00
52000000	M&S Expense (O&M)	SV	100001028	8/31/2012	20,000.00
52000000	M&S Expense (O&M)	WA	5000000954	8/31/2012	301.53
52000000	M&S Expense (O&M)	WA	5000000954	8/31/2012	130.85
52000000	M&S Expense (O&M)	WA	5000000954	8/31/2012	378.89
52000000	M&S Expense (O&M)	WA	5000000954	8/31/2012	243.99
52000000	M&S Expense (O&M)	WA	5000000954	8/31/2012	133.89
52000000	M&S Expense (O&M)	WA	5000000955	8/31/2012	(44.82)
52000000	M&S Expense (O&M)	WA	5000000955	8/31/2012	(103.70)
52000000	M&S Expense (O&M)	WA	5000000955	8/31/2012	(8.03)
52000000	M&S Expense (O&M)	WA	5000000955	8/31/2012	(78.26)
52000000	M&S Expense (O&M)	WA	5000000955	8/31/2012	(74.21)
52000000	M&S Expense (O&M)	WA	5000000955	8/31/2012	(66.41)
52000000	M&S Expense (O&M)	WA	5000000956	8/31/2012	1,116.57
52000000	M&S Expense (O&M)	WA	5000000956	8/31/2012	543.09
52000000	M&S Expense (O&M)	WA	5000000956	8/31/2012	7.43
52000000	M&S Expense (O&M)	WA	5000000956	8/31/2012	18.16
52000000	M&S Expense (O&M)	WA	5000000956	8/31/2012	500.77
52000000	M&S Expense (O&M)	WA	5000000956	8/31/2012	33.21
52000000	M&S Expense (O&M)	WA	5000000956	8/31/2012	936.21
52000000	M&S Expense (O&M)	WA	5000000956	8/31/2012	178.52
52000000	M&S Expense (O&M)	WA	5000000956	8/31/2012	487.98
52000000	M&S Expense (O&M)	WA	5000000956	8/31/2012	176.86
52000000	M&S Expense (O&M)	WA	5000000956	8/31/2012	70.82
52000000	M&S Expense (O&M)	WA	5000000956	8/31/2012	177.14
52000000	M&S Expense (O&M)	WA	5000000956	8/31/2012	95.59
52000000	M&S Expense (O&M)	WA	5000000956	8/31/2012	155.66
52000000	M&S Expense (O&M)	WA	5000000956	8/31/2012	16.71
52000000	M&S Expense (O&M)	WA	5000000956	8/31/2012	67.66
52000000	M&S Expense (O&M)	WA	5000000956	8/31/2012	1,613.47
52000000	M&S Expense (O&M)	WA	5000000956	8/31/2012	1,675.10
52000000	M&S Expense (O&M)	WA	5000000956	8/31/2012	418.01
52000000	M&S Expense (O&M)	WA	5000000956	8/31/2012	91.74
52000000	M&S Expense (O&M)	WA	5000000956	8/31/2012	396.83
52000000	M&S Expense (O&M)	WA	5000000956	8/31/2012	1,042.97
52000000	M&S Expense (O&M)	WA	5000000956	8/31/2012	301.53
52000000	M&S Expense (O&M)	WA	5000000956	8/31/2012	386.10
52000000	M&S Expense (O&M)	WA	5000000956	8/31/2012	215.14
52000000	M&S Expense (O&M)	WA	5000000956	8/31/2012	17.41
52000000	M&S Expense (O&M)	WA	5000000956	8/31/2012	16.20
52000000	M&S Expense (O&M)	WA	5000000956	8/31/2012	21.42
52000000	M&S Expense (O&M)	WA	5000000956	8/31/2012	43.12
52000000	M&S Expense (O&M)	WA	5000000956	8/31/2012	35.80
52000000	M&S Expense (O&M)	WA	5000000956	8/31/2012	64.01
52000000	M&S Expense (O&M)	WA	5000000956	8/31/2012	120.43
52000000	M&S Expense (O&M)	WA	5000000956	8/31/2012	201.22
52000000	M&S Expense (O&M)	WA	5000000956	8/31/2012	30.90
52000000	M&S Expense (O&M)	WA	5000000956	8/31/2012	17.28
52000000	M&S Expense (O&M)	WA	5000000956	8/31/2012	26.76
52000000	M&S Expense (O&M)	WA	5000000956	8/31/2012	73.32

Kentucky American Water Company  
Case No. 2012-00520  
Response to PSC DR1, Item 31

Account	Description	Doc Type	Document Number	Posting Date	Amount
52000000	M&S Expense (O&M)	WA	5000000956	8/31/2012	45.89
52000000	M&S Expense (O&M)	WA	5000000956	8/31/2012	508.13
52000000	M&S Expense (O&M)	WA	5000000956	8/31/2012	66.36
52000000	M&S Expense (O&M)	WA	5000000956	8/31/2012	580.49
52000000	M&S Expense (O&M)	WA	5000000956	8/31/2012	770.85
52000000	M&S Expense (O&M)	WA	5000000956	8/31/2012	364.88
52000000	M&S Expense (O&M)	WA	5000000956	8/31/2012	294.98
52000000	M&S Expense (O&M)	WA	5000000956	8/31/2012	229.70
52000000	M&S Expense (O&M)	WA	5000000956	8/31/2012	5.44
52000000	M&S Expense (O&M)	WA	5000000956	8/31/2012	91.35
52000000	M&S Expense (O&M)	WA	5000000956	8/31/2012	76.36
52000000	M&S Expense (O&M)	WA	5000000956	8/31/2012	158.30
52000000	M&S Expense (O&M)	WA	5000000956	8/31/2012	89.64
52000000	M&S Expense (O&M)	WA	5000000958	8/31/2012	150.76
52000000	M&S Expense (O&M)	WA	5000000959	8/31/2012	93.33
52000000	M&S Expense (O&M)	WA	5000000961	8/31/2012	207.40
52000000	M&S Expense (O&M)	WA	5000000962	8/31/2012	(158.29)
52000000	M&S Expense (O&M)	WA	5000000962	8/31/2012	(90.30)
52000000	M&S Expense (O&M)	WA	5000000963	8/31/2012	158.29
52000000	M&S Expense (O&M)	WA	5000000963	8/31/2012	90.30
52000000	M&S Expense (O&M)	WA	5000000965	8/31/2012	23.61
52000000	M&S Expense (O&M)	WA	5000000966	8/31/2012	51.85
52000000	M&S Expense (O&M)	WA	5000000967	8/31/2012	(51.85)
52000000	M&S Expense (O&M)	WA	5000000968	8/31/2012	(23.61)
52000000	M&S Expense (O&M)	WA	5000000969	8/31/2012	(207.40)
52000000	M&S Expense (O&M)	WA	5000000970	8/31/2012	(93.33)
52000000	M&S Expense (O&M)	WA	5000000971	8/31/2012	(150.76)
52000000	M&S Expense (O&M)	WA	5000000991	8/31/2012	61.84
52000000	M&S Expense (O&M)	WA	5000000991	8/31/2012	3,532.98
52000000	M&S Expense (O&M)	SA	100000845	8/31/2012	1,878.56
52000000	M&S Expense (O&M)	SA	100000871	8/31/2012	1,878.56
52000000	M&S Expense (O&M)	UZ	2000000049	8/31/2012	(753.97)
52000000	M&S Expense (O&M)	CS	9300000180	8/31/2012	(305.52)
52000000	M&S Expense (O&M)	CS	9300000358	8/31/2012	(585.39)
52000000	M&S Expense (O&M)	CS	9300000199	8/31/2012	(505.84)
52000000	M&S Expense (O&M)	CS	9300000470	8/31/2012	(477.21)
52000000	M&S Expense (O&M)	CS	9300000349	8/31/2012	(468.39)
52000000	M&S Expense (O&M)	CS	9300000380	8/31/2012	(12,195.11)
52000000	M&S Expense (O&M)	CS	9300001006	8/31/2012	(30,902.66)
52000000	M&S Expense (O&M)	CS	9300000376	8/31/2012	(223.21)
52000000	M&S Expense (O&M)	CS	9300000325	8/31/2012	(222.60)
52000000	M&S Expense (O&M)	CS	9300001193	8/31/2012	(4,667.00)
52000000	M&S Expense (O&M)	CS	9300000322	8/31/2012	(3,302.11)
52000000	M&S Expense (O&M)	CS	9300000456	8/31/2012	(172.40)
52000000	M&S Expense (O&M)	CS	9300001192	8/31/2012	(6,239.00)
52000000	M&S Expense (O&M)	CS	9300000392	8/31/2012	(222.60)
52000000	M&S Expense (O&M)	CS	9300000321	8/31/2012	(222.60)
52000000	M&S Expense (O&M)	CS	9300000384	8/31/2012	(16,613.08)
52000000	M&S Expense (O&M)	CS	9300000474	8/31/2012	(8,722.91)
52000000	M&S Expense (O&M)	CS	9300000160	8/31/2012	(247.71)
52000000	M&S Expense (O&M)	CS	9300000329	8/31/2012	(34.43)
52000000	M&S Expense (O&M)	CS	9300000458	8/31/2012	(27.30)
52000000	M&S Expense (O&M)	CS	9300000345	8/31/2012	7,300.00
52000000	M&S Expense (O&M)	CS	9300000434	8/31/2012	(3,757.12)
52000000	M&S Expense (O&M)	CS	9300001201	8/31/2012	1,878.56
52000000	M&S Expense (O&M)	CS	9300000324	8/31/2012	(725.73)
52000000	M&S Expense (O&M)	UZ	2000000049	8/31/2012	(89.26)
52000000	M&S Expense (O&M)	UZ	2000000051	8/31/2012	(1,189.15)
52000000	M&S Expense (O&M)	UZ	2000000059	8/31/2012	(3,594.82)
52000000	M&S Expense (O&M)	UZ	2000000049	8/31/2012	(207.50)
52000000	M&S Expense (O&M)	UZ	2000000051	8/31/2012	(507.84)
52000000	M&S Expense (O&M)	UZ	2000000051	8/31/2012	(23.61)
52000000	M&S Expense (O&M)	UZ	2000000051	8/31/2012	(244.09)
52000000	M&S Expense (O&M)	UZ	2000000049	8/31/2012	(1,484.08)
52000000	M&S Expense (O&M)	UZ	2000000049	8/31/2012	(2,855.59)
52000000	M&S Expense (O&M)	UZ	2000000104	8/31/2012	(10,600.00)
52000000	M&S Expense (O&M)	UZ	2000000049	8/31/2012	(1,944.04)
52000000	M&S Expense (O&M)	UZ	2000000104	8/31/2012	(81,662.40)
52000000	M&S Expense (O&M)	UZ	2000000104	8/31/2012	(20,000.00)
52000000	M&S Expense (O&M)	UZ	2000000104	8/31/2012	(20,000.00)
52000000	M&S Expense (O&M)	UZ	2000000059	8/31/2012	11,150.00
52000000	M&S Expense (O&M)	UZ	2000000059	8/31/2012	(5,575.00)
52000000	M&S Expense (O&M)	UZ	2000000104	8/31/2012	(30,000.00)
52000000	M&S Expense (O&M)	UZ	2000000049	8/31/2012	(23.70)
52000000	M&S Expense (O&M)	UZ	2000000049	8/31/2012	(101.39)
52000000	M&S Expense (O&M)	UZ	2000000049	8/31/2012	(135.09)
52000000	M&S Expense (O&M)	UZ	2000000049	8/31/2012	(13.91)

Kentucky American Water Company  
Case No. 2012-00520  
Response to PSC DR1, Item 31

Account	Description	Doc Type	Document Number	Posting Date	Amount
52001300	M&S Oper WT	CS	9300000180	8/31/2012	305.52
52001300	M&S Oper WT	CS	9300000358	8/31/2012	585.39
52001300	M&S Oper WT	CS	9300000199	8/31/2012	505.84
52001300	M&S Oper WT	CS	9300000470	8/31/2012	477.21
52001400	M&S Oper TD	CS	9300000349	8/31/2012	468.39
52001400	M&S Oper TD	CS	9300000380	8/31/2012	12,195.11
52001600	M&S Oper AG	CS	9300001006	8/31/2012	30,902.66
52001600	M&S Oper AG	CS	9300000376	8/31/2012	223.21
52500000	Misc Expense (O&M)	SA	100000940	8/31/2012	81.52
52500000	Misc Expense (O&M)	SA	100000941	8/31/2012	268.38
52500000	Misc Expense (O&M)	SA	100000942	8/31/2012	114.24
52500000	Misc Expense (O&M)	SV	100000943	8/31/2012	139.84
52500000	Misc Expense (O&M)	SV	100001027	8/31/2012	56,722.93
52500000	Misc Expense (O&M)	SV	100001027	8/31/2012	5,079.68
52500000	Misc Expense (O&M)	SA	100000851	8/31/2012	341.52
52500000	Misc Expense (O&M)	SA	100000859	8/31/2012	4,152.36
52500000	Misc Expense (O&M)	SA	100000860	8/31/2012	796.42
52500000	Misc Expense (O&M)	SA	100000865	8/31/2012	561.20
52500000	Misc Expense (O&M)	SA	100000868	8/31/2012	281.84
52500000	Misc Expense (O&M)	SR	9600000016	8/31/2012	1,244.41
52500000	Misc Expense (O&M)	SR	9600000016	8/31/2012	(1,244.41)
52500000	Misc Expense (O&M)	SR	9600000017	8/31/2012	1,281.93
52500000	Misc Expense (O&M)	SR	9600000017	8/31/2012	(1,281.93)
52500000	Misc Expense (O&M)	SR	9600000018	8/31/2012	2,149.90
52500000	Misc Expense (O&M)	SR	9600000018	8/31/2012	(2,149.90)
52500000	Misc Expense (O&M)	SR	9600000019	8/31/2012	1,469.26
52500000	Misc Expense (O&M)	SR	9600000019	8/31/2012	(1,469.26)
52500000	Misc Expense (O&M)	SR	9600000020	8/31/2012	416.66
52500000	Misc Expense (O&M)	SR	9600000020	8/31/2012	(416.66)
52500000	Misc Expense (O&M)	SR	9600000021	8/31/2012	1,800.99
52500000	Misc Expense (O&M)	SR	9600000021	8/31/2012	(1,800.99)
52500000	Misc Expense (O&M)	SR	9600000022	8/31/2012	2,238.71
52500000	Misc Expense (O&M)	SR	9600000022	8/31/2012	(2,238.71)
52500000	Misc Expense (O&M)	SR	9600000022	8/31/2012	619.56
52500000	Misc Expense (O&M)	SR	9600000022	8/31/2012	(619.56)
52500000	Misc Expense (O&M)	SR	9600000023	8/31/2012	2,422.70
52500000	Misc Expense (O&M)	SR	9600000023	8/31/2012	(2,422.70)
52500000	Misc Expense (O&M)	SR	9600000023	8/31/2012	1,112.32
52500000	Misc Expense (O&M)	SR	9600000023	8/31/2012	(1,112.32)
52500000	Misc Expense (O&M)	SR	9600000023	8/31/2012	3,590.84
52500000	Misc Expense (O&M)	SR	9600000023	8/31/2012	(3,590.84)
52500000	Misc Expense (O&M)	SR	9600000023	8/31/2012	554.38
52500000	Misc Expense (O&M)	SR	9600000023	8/31/2012	(554.38)
52500000	Misc Expense (O&M)	SR	9600000028	8/31/2012	3,019.97
52500000	Misc Expense (O&M)	SR	9600000028	8/31/2012	(3,019.97)
52500000	Misc Expense (O&M)	SR	9600000028	8/31/2012	5,260.36
52500000	Misc Expense (O&M)	SR	9600000028	8/31/2012	(5,260.36)
52500000	Misc Expense (O&M)	SR	9600000030	8/31/2012	7,172.91
52500000	Misc Expense (O&M)	SR	9600000030	8/31/2012	(7,172.91)
52500000	Misc Expense (O&M)	SR	9600000031	8/31/2012	2,238.71
52500000	Misc Expense (O&M)	SR	9600000031	8/31/2012	(2,238.71)
52500000	Misc Expense (O&M)	SR	9600000031	8/31/2012	619.56
52500000	Misc Expense (O&M)	SR	9600000031	8/31/2012	(619.56)
52500000	Misc Expense (O&M)	SR	9600000032	8/31/2012	809.76
52500000	Misc Expense (O&M)	SR	9600000032	8/31/2012	(809.76)
52500000	Misc Expense (O&M)	SR	9600000032	8/31/2012	382.23
52500000	Misc Expense (O&M)	SR	9600000032	8/31/2012	(382.23)
52500000	Misc Expense (O&M)	SR	9600000032	8/31/2012	148.44
52500000	Misc Expense (O&M)	SR	9600000032	8/31/2012	(148.44)
52500000	Misc Expense (O&M)	SR	9600000032	8/31/2012	189.97
52500000	Misc Expense (O&M)	SR	9600000032	8/31/2012	(189.97)
52500000	Misc Expense (O&M)	SR	9600000033	8/31/2012	276.13
52500000	Misc Expense (O&M)	SR	9600000033	8/31/2012	(276.13)
52500000	Misc Expense (O&M)	UT	9300000399	8/31/2012	3,019.97
52500000	Misc Expense (O&M)	UT	9300000398	8/31/2012	5,260.36
52500000	Misc Expense (O&M)	UT	9300000397	8/31/2012	3,535.02
52500000	Misc Expense (O&M)	UT	9300000395	8/31/2012	4,145.22
52500000	Misc Expense (O&M)	UT	9300000410	8/31/2012	189.97
52500000	Misc Expense (O&M)	UT	9300000409	8/31/2012	7,172.91
52500000	Misc Expense (O&M)	UT	9300000408	8/31/2012	4,659.26
52500000	Misc Expense (O&M)	UT	9300000407	8/31/2012	276.13
52500000	Misc Expense (O&M)	UT	9300000406	8/31/2012	382.23
52500000	Misc Expense (O&M)	UT	9300000405	8/31/2012	148.44
52500000	Misc Expense (O&M)	UT	9300000404	8/31/2012	1,244.41
52500000	Misc Expense (O&M)	UT	9300000403	8/31/2012	1,281.93
52500000	Misc Expense (O&M)	UT	9300000402	8/31/2012	2,149.90
52500000	Misc Expense (O&M)	UT	9300000401	8/31/2012	1,469.26

Kentucky American Water Company  
Case No. 2012-00520  
Response to PSC DR1, Item 31

Account	Description	Doc Type	Document Number	Posting Date	Amount
52500000	Misc Expense (O&M)	UT	9300000400	8/31/2012	416.66
52500000	Misc Expense (O&M)	UT	9300000413	8/31/2012	809.76
52500000	Misc Expense (O&M)	UT	9300000412	8/31/2012	619.56
52500000	Misc Expense (O&M)	UT	9300000411	8/31/2012	2,238.71
52500000	Misc Expense (O&M)	CS	9300000435	8/31/2012	(4,152.36)
52500000	Misc Expense (O&M)	CS	9300000358	8/31/2012	(259.06)
52500000	Misc Expense (O&M)	CS	9300000439	8/31/2012	(167.43)
52500000	Misc Expense (O&M)	CS	9300000380	8/31/2012	(2,834.55)
52500000	Misc Expense (O&M)	CS	9300000472	8/31/2012	(1,108.11)
52500000	Misc Expense (O&M)	CS	9300000296	8/31/2012	4,824.96
52500000	Misc Expense (O&M)	CS	9300001198	8/31/2012	(61,802.61)
52500000	Misc Expense (O&M)	CS	9300001008	8/31/2012	(603.98)
52500000	Misc Expense (O&M)	CS	9300000429	8/31/2012	(15,063.77)
52500000	Misc Expense (O&M)	CS	9300000441	8/31/2012	(6,095.11)
52500000	Misc Expense (O&M)	CS	9300000384	8/31/2012	1,075.08
52500000	Misc Expense (O&M)	CS	9300000445	8/31/2012	(18,076.13)
52500000	Misc Expense (O&M)	CS	9300000474	8/31/2012	(3,627.88)
52500000	Misc Expense (O&M)	CS	9300000430	8/31/2012	(809.76)
52500000	Misc Expense (O&M)	CS	9300000446	8/31/2012	(281.96)
52500000	Misc Expense (O&M)	CS	9300000434	8/31/2012	(1,980.98)
52500000	Misc Expense (O&M)	CS	9300000324	8/31/2012	(726.85)
52500000	Misc Expense (O&M)	CS	9300000457	8/31/2012	(574.64)
52500000	Misc Expense (O&M)	CS	9300000433	8/31/2012	(1,127.84)
52501100	Misc Oper SS	CS	9300000435	8/31/2012	4,152.36
52501300	Misc Oper WT	CS	9300000358	8/31/2012	259.06
52501300	Misc Oper WT	CS	9300000439	8/31/2012	167.43
52501400	Misc Oper TD	CS	9300000380	8/31/2012	2,834.55
52501400	Misc Oper TD	CS	9300000472	8/31/2012	1,108.11
52501600	Misc Oper AG	CS	9300000296	8/31/2012	(4,824.96)
52501600	Misc Oper AG	CS	9300001198	8/31/2012	61,802.61
52501600	Misc Oper AG	CS	9300001008	8/31/2012	603.98
52510000	Bank Svc Charges	SV	100000904	8/31/2012	9,699.07
52510000	Bank Svc Charges	SV	100000945	8/31/2012	23,203.19
52510000	Bank Svc Charges	SA	100001043	8/31/2012	41,433.45
52510000	Bank Svc Charges	SA	100001043	8/31/2012	(41,433.45)
52510000	Bank Svc Charges	CS	9300000463	8/31/2012	(8,531.19)
52510000	Bank Svc Charges	CS	9300000506	8/31/2012	(9,699.07)
52510000	Bank Svc Charges	CS	9300001011	8/31/2012	(23,203.19)
52510000	Bank Svc Charges	CS	9300000337	8/31/2012	8,988.13
52510000	Bank Svc Charges	CS	9300000336	8/31/2012	15,041.53
52510000	Bank Svc Charges	CS	9300001307	8/31/2012	(41,433.45)
52510000	Bank Svc Charges	CS	9300001294	8/31/2012	41,433.45
52510015	Bank Svc Charges-CA	CS	9300000337	8/31/2012	(8,988.13)
52510015	Bank Svc Charges-CA	CS	9300000336	8/31/2012	(15,041.53)
52510015	Bank Svc Charges-CA	CS	9300001307	8/31/2012	41,433.45
52510016	Bank Svc Charges-AG	CS	9300000463	8/31/2012	8,531.19
52510016	Bank Svc Charges-AG	CS	9300000506	8/31/2012	9,699.07
52510016	Bank Svc Charges-AG	CS	9300001011	8/31/2012	23,203.19
52510016	Bank Svc Charges-AG	CS	9300001294	8/31/2012	(41,433.45)
52514904	Cust Edu Comm-Consrv	CF	9300000454	8/31/2012	(304.01)
52514904	Cust Edu Comm-Consrv	CF	9300000454	8/31/2012	304.01
52514905	Cust Edu Comm-Printd	CF	9300000467	8/31/2012	(109.18)
52514905	Cust Edu Comm-Printd	CF	9300000467	8/31/2012	109.18
52515001	Commun Relations-S	CF	9300000467	8/31/2012	(2,090.85)
52515001	Commun Relations-S	CF	9300000467	8/31/2012	2,090.85
52520000	Collection Agencies	SV	100000934	8/31/2012	1,742.86
52520000	Collection Agencies	SV	100000936	8/31/2012	3,176.65
52520000	Collection Agencies	SV	100000936	8/31/2012	2,352.00
52520000	Collection Agencies	CF	9300000338	8/31/2012	4,559.34
52520000	Collection Agencies	CF	9300000338	8/31/2012	(4,559.34)
52524000	Co Dues/Mmbrshp Ded	SA	100001009	8/31/2012	(307.11)
52524000	Co Dues/Mmbrshp Ded	CF	9300001190	8/31/2012	307.11
52524000	Co Dues/Mmbrshp Ded	CF	9300001190	8/31/2012	(307.11)
52524000	Co Dues/Mmbrshp Ded	SA	100000846	8/31/2012	532.11
52524000	Co Dues/Mmbrshp Ded	SA	100000856	8/31/2012	307.11
52524000	Co Dues/Mmbrshp Ded	SA	100000872	8/31/2012	307.11
52524000	Co Dues/Mmbrshp Ded	CF	9300000416	8/31/2012	(439.83)
52524000	Co Dues/Mmbrshp Ded	CF	9300000416	8/31/2012	439.83
52524000	Co Dues/Mmbrshp Ded	CF	9300000418	8/31/2012	(4,946.83)
52524000	Co Dues/Mmbrshp Ded	CF	9300000418	8/31/2012	4,946.83
52524000	Co Dues/Mmbrshp Ded	CF	9300000423	8/31/2012	(833.33)
52524000	Co Dues/Mmbrshp Ded	CF	9300000423	8/31/2012	833.33
52524000	Co Dues/Mmbrshp Ded	SR	9600000014	8/31/2012	833.33
52524000	Co Dues/Mmbrshp Ded	SR	9600000015	8/31/2012	439.83
52524000	Co Dues/Mmbrshp Ded	SR	9600000026	8/31/2012	3,800.50
52526100	Credit Line Fees I/C	SV	100000911	8/31/2012	4,604.32
52526100	Credit Line Fees I/C	SA	100000964	8/31/2012	230.36

Kentucky American Water Company  
Case No. 2012-00520  
Response to PSC DR1, Item 31

Account	Description	Doc Type	Document Number	Posting Date	Amount
52527000	Directors Fees	CF	9300000134	8/31/2012	(153.00)
52527000	Directors Fees	CF	9300000134	8/31/2012	153.00
52527000	Directors Fees	CF	9300000297	8/31/2012	(9,999.99)
52527000	Directors Fees	CF	9300000297	8/31/2012	9,999.99
52532000	Electricity	SV	100000905	8/31/2012	8,443.80
52532000	Electricity	SV	100000905	8/31/2012	224.45
52532000	Electricity	SV	100000905	8/31/2012	1,249.38
52532000	Electricity	SV	100000905	8/31/2012	92.81
52532000	Electricity	SV	100000905	8/31/2012	14.20
52532000	Electricity	SV	100000905	8/31/2012	4,005.07
52532000	Electricity	SV	100000905	8/31/2012	501.59
52532000	Electricity	ZN	5000000975	8/31/2012	74.44
52532000	Electricity	ZN	5000000975	8/31/2012	10.37
52532000	Electricity	CS	9300000180	8/31/2012	(113.63)
52532000	Electricity	CS	9300000439	8/31/2012	(43.75)
52532000	Electricity	CS	9300000509	8/31/2012	(92.81)
52532000	Electricity	CS	9300000146	8/31/2012	(48.09)
52532000	Electricity	CS	9300000314	8/31/2012	179.28
52532000	Electricity	CS	9300000426	8/31/2012	(45.48)
52532000	Electricity	CS	9300000496	8/31/2012	(14.20)
52532000	Electricity	CS	9300000201	8/31/2012	(3,271.06)
52532000	Electricity	CS	9300000380	8/31/2012	5,761.29
52532000	Electricity	CS	9300000444	8/31/2012	(115.95)
52532000	Electricity	CS	9300000472	8/31/2012	(74.44)
52532000	Electricity	CS	9300000512	8/31/2012	(4,005.07)
52532000	Electricity	CS	9300000144	8/31/2012	(590.13)
52532000	Electricity	CS	9300000312	8/31/2012	(94.40)
52532000	Electricity	CS	9300000425	8/31/2012	(198.26)
52532000	Electricity	CS	9300000455	8/31/2012	(10.37)
52532000	Electricity	CS	9300000495	8/31/2012	(1,750.97)
52532000	Electricity	CS	9300000296	8/31/2012	7,887.60
52532000	Electricity	CS	9300000168	8/31/2012	(6,803.57)
52532000	Electricity	CS	9300000505	8/31/2012	(8,443.80)
52532000	Electricity	CS	9300000133	8/31/2012	(52.19)
52532000	Electricity	CS	9300000300	8/31/2012	(242.16)
52532000	Electricity	CS	9300000489	8/31/2012	(224.45)
52532013	Electricity WT	CS	9300000180	8/31/2012	113.63
52532013	Electricity WT	CS	9300000439	8/31/2012	43.75
52532013	Electricity WT	CS	9300000509	8/31/2012	92.81
52532013	Electricity WT	CS	9300000146	8/31/2012	48.09
52532013	Electricity WT	CS	9300000314	8/31/2012	(179.28)
52532013	Electricity WT	CS	9300000426	8/31/2012	45.48
52532013	Electricity WT	CS	9300000496	8/31/2012	14.20
52532014	Electricity TD	CS	9300000201	8/31/2012	3,271.06
52532014	Electricity TD	CS	9300000380	8/31/2012	(5,761.29)
52532014	Electricity TD	CS	9300000444	8/31/2012	115.95
52532014	Electricity TD	CS	9300000472	8/31/2012	74.44
52532014	Electricity TD	CS	9300000512	8/31/2012	4,005.07
52532014	Electricity TD	CS	9300000144	8/31/2012	590.13
52532014	Electricity TD	CS	9300000312	8/31/2012	94.40
52532014	Electricity TD	CS	9300000425	8/31/2012	198.26
52532014	Electricity TD	CS	9300000455	8/31/2012	10.37
52532014	Electricity TD	CS	9300000495	8/31/2012	1,750.97
52532016	Electricity AG	CS	9300000296	8/31/2012	(7,887.60)
52532016	Electricity AG	CS	9300000168	8/31/2012	6,803.57
52532016	Electricity AG	CS	9300000505	8/31/2012	8,443.80
52532016	Electricity AG	CS	9300000133	8/31/2012	52.19
52532016	Electricity AG	CS	9300000300	8/31/2012	242.16
52532016	Electricity AG	CS	9300000489	8/31/2012	224.45
52534000	Employee Expenses	SV	100000944	8/31/2012	8,534.63
52534000	Employee Expenses	SV	100000946	8/31/2012	11,955.07
52534000	Employee Expenses	SA	100001045	8/31/2012	(5,529.48)
52534000	Employee Expenses	CF	9300001007	8/31/2012	(20,489.70)
52534000	Employee Expenses	CF	9300001007	8/31/2012	20,489.70
52534000	Employee Expenses	CF	9300001295	8/31/2012	5,529.48
52534000	Employee Expenses	CF	9300001295	8/31/2012	(5,529.48)
52534000	Employee Expenses	CF	9300000297	8/31/2012	(4.75)
52534000	Employee Expenses	CF	9300000297	8/31/2012	4.75
52534000	Employee Expenses	UT	9300000290	8/31/2012	(0.25)
52534200	Conferences & Reg	SA	100000861	8/31/2012	54.10
52534200	Conferences & Reg	CF	9300000357	8/31/2012	(55.00)
52534200	Conferences & Reg	CF	9300000357	8/31/2012	55.00
52534200	Conferences & Reg	CF	9300000418	8/31/2012	(54.10)
52534200	Conferences & Reg	CF	9300000418	8/31/2012	54.10
52535000	Meals Deductible	SV	100000944	8/31/2012	8,534.63
52535000	Meals Deductible	SV	100000946	8/31/2012	11,955.07
52535000	Meals Deductible	SA	100001045	8/31/2012	(5,529.48)

Kentucky American Water Company  
Case No. 2012-00520  
Response to PSC DR1, Item 31

Account	Description	Doc Type	Document Number	Posting Date	Amount
52535000	Meals Deductible	CF	9300001007	8/31/2012	(20,489.70)
52535000	Meals Deductible	CF	9300001007	8/31/2012	20,489.70
52535000	Meals Deductible	CF	9300001295	8/31/2012	5,529.48
52535000	Meals Deductible	CF	9300001295	8/31/2012	(5,529.48)
52535000	Meals Deductible	CF	9300000377	8/31/2012	(183.78)
52535000	Meals Deductible	CF	9300000377	8/31/2012	183.78
52535000	Meals Deductible	CF	9300000381	8/31/2012	(111.45)
52535000	Meals Deductible	CF	9300000381	8/31/2012	111.45
52542000	Forms	SV	100000899	8/31/2012	32,998.12
52542000	Forms	CS	9300000337	8/31/2012	16,499.06
52542000	Forms	CS	9300000502	8/31/2012	(32,998.12)
52542000	Forms	CS	9300000376	8/31/2012	(57.06)
52542015	Forms CA	CS	9300000337	8/31/2012	(16,499.06)
52542015	Forms CA	CS	9300000502	8/31/2012	32,998.12
52542016	Forms AG	CS	9300000376	8/31/2012	57.06
52546000	Grounds Keeping	SV	100001007	8/31/2012	7,000.00
52546000	Grounds Keeping	CS	9300000439	8/31/2012	(3,895.85)
52546000	Grounds Keeping	CS	9300001195	8/31/2012	(7,000.00)
52546000	Grounds Keeping	CS	9300000291	8/31/2012	(290.44)
52546000	Grounds Keeping	CS	9300000132	8/31/2012	(299.77)
52546000	Grounds Keeping	CS	9300000298	8/31/2012	(313.76)
52546000	Grounds Keeping	CS	9300000444	8/31/2012	(181.26)
52546000	Grounds Keeping	CS	9300000312	8/31/2012	(444.14)
52546000	Grounds Keeping	CS	9300000326	8/31/2012	(21.20)
52546000	Grounds Keeping	CS	9300000417	8/31/2012	(1,203.98)
52546013	Grounds Keeping WT	CS	9300000439	8/31/2012	3,895.85
52546013	Grounds Keeping WT	CS	9300001195	8/31/2012	7,000.00
52546013	Grounds Keeping WT	CS	9300000291	8/31/2012	290.44
52546013	Grounds Keeping WT	CS	9300000132	8/31/2012	299.77
52546013	Grounds Keeping WT	CS	9300000298	8/31/2012	313.76
52546014	Grounds Keeping TD	CS	9300000444	8/31/2012	181.26
52546014	Grounds Keeping TD	CS	9300000312	8/31/2012	444.14
52546014	Grounds Keeping TD	CS	9300000326	8/31/2012	21.20
52546016	Grounds Keeping AG	CS	9300000417	8/31/2012	1,203.98
52548000	Heating Oil/Gas	SV	100000905	8/31/2012	540.94
52548000	Heating Oil/Gas	SV	100000905	8/31/2012	8.68
52548000	Heating Oil/Gas	SV	100000905	8/31/2012	1,023.84
52548000	Heating Oil/Gas	CS	9300000201	8/31/2012	(441.91)
52548000	Heating Oil/Gas	CS	9300000380	8/31/2012	534.31
52548000	Heating Oil/Gas	CS	9300000512	8/31/2012	(540.94)
52548000	Heating Oil/Gas	CS	9300000316	8/31/2012	(8.98)
52548000	Heating Oil/Gas	CS	9300000498	8/31/2012	(8.68)
52548000	Heating Oil/Gas	CS	9300000296	8/31/2012	660.53
52548000	Heating Oil/Gas	CS	9300000168	8/31/2012	(1,134.25)
52548000	Heating Oil/Gas	CS	9300000505	8/31/2012	(1,023.84)
52548014	Heating Oil/Gas TD	CS	9300000201	8/31/2012	441.91
52548014	Heating Oil/Gas TD	CS	9300000380	8/31/2012	(534.31)
52548014	Heating Oil/Gas TD	CS	9300000512	8/31/2012	540.94
52548014	Heating Oil/Gas TD	CS	9300000316	8/31/2012	8.98
52548014	Heating Oil/Gas TD	CS	9300000498	8/31/2012	8.68
52548016	Heating Oil/Gas AG	CS	9300000296	8/31/2012	(660.53)
52548016	Heating Oil/Gas AG	CS	9300000168	8/31/2012	1,134.25
52548016	Heating Oil/Gas AG	CS	9300000505	8/31/2012	1,023.84
52548100	Hiring Costs	CF	9300000473	8/31/2012	(132.18)
52548100	Hiring Costs	CF	9300000473	8/31/2012	132.18
52562000	Office Supplies	CS	9300000180	8/31/2012	(238.12)
52562000	Office Supplies	CS	9300000358	8/31/2012	(83.61)
52562000	Office Supplies	CS	9300000378	8/31/2012	(58.89)
52562000	Office Supplies	CS	9300000380	8/31/2012	(216.44)
52562000	Office Supplies	CS	9300000300	8/31/2012	(167.29)
52562013	Off&Adm Supplies WT	CS	9300000180	8/31/2012	238.12
52562013	Off&Adm Supplies WT	CS	9300000358	8/31/2012	83.61
52562013	Off&Adm Supplies WT	CS	9300000378	8/31/2012	58.89
52562014	Off&Adm Supplies TD	CS	9300000380	8/31/2012	216.44
52562016	Off&Adm Supplies AG	CS	9300000300	8/31/2012	167.29
52562500	Overnight Shippng	CS	9300000199	8/31/2012	(1,062.27)
52562500	Overnight Shippng	CS	9300000378	8/31/2012	(498.88)
52562500	Overnight Shippng	CS	9300000470	8/31/2012	(627.15)
52562500	Overnight Shippng	CS	9300000380	8/31/2012	(12.46)
52562500	Overnight Shippng	CS	9300000368	8/31/2012	(24.46)
52562500	Overnight Shippng	CS	9300000130	8/31/2012	(8.93)
52562500	Overnight Shippng	CS	9300000296	8/31/2012	(48.46)
52562500	Overnight Shippng	CS	9300000343	8/31/2012	(8.00)
52562500	Overnight Shippng	CS	9300000197	8/31/2012	(12.46)
52562513	Overnight Shippng WT	CS	9300000199	8/31/2012	1,062.27
52562513	Overnight Shippng WT	CS	9300000378	8/31/2012	498.88
52562513	Overnight Shippng WT	CS	9300000470	8/31/2012	627.15



Kentucky American Water Company  
Case No. 2012-00520  
Response to PSC DR1, Item 31

Account	Description	Doc Type	Document Number	Posting Date	Amount
52562514	Overnight Shippng TD	CS	9300000380	8/31/2012	12.46
52562515	Overnight Shippng CA	CS	9300000368	8/31/2012	24.46
52562516	Overnight Shippng AG	CS	9300000130	8/31/2012	8.93
52562516	Overnight Shippng AG	CS	9300000296	8/31/2012	48.46
52562516	Overnight Shippng AG	CS	9300000343	8/31/2012	8.00
52562516	Overnight Shippng AG	CS	9300000197	8/31/2012	12.46
52566000	Postage	SA	100000966	8/31/2012	56,205.02
52566000	Postage	SA	100001043	8/31/2012	56,205.02
52566000	Postage	SA	100001043	8/31/2012	(56,205.02)
52566000	Postage	CS	9300001307	8/31/2012	(56,205.02)
52566000	Postage	CS	9300001189	8/31/2012	(56,205.02)
52566000	Postage	CS	9300001294	8/31/2012	56,205.02
52566015	Postage CA	CS	9300001307	8/31/2012	56,205.02
52566016	Postage AG	CS	9300001189	8/31/2012	56,205.02
52566016	Postage AG	CS	9300001294	8/31/2012	(56,205.02)
52568000	Research & Develop	SA	100000858	8/31/2012	1,676.51
52568000	Research & Develop	SA	100000862	8/31/2012	73.70
52568000	Research & Develop	CF	9300000418	8/31/2012	(1,750.21)
52568000	Research & Develop	CF	9300000418	8/31/2012	1,750.21
52571000	Security Svc	CS	9300000358	8/31/2012	(6,734.18)
52571013	Security Svc WT	CS	9300000358	8/31/2012	6,734.18
52571100	Add'l Security Costs	SV	100001007	8/31/2012	6,800.00
52571100	Add'l Security Costs	CF	9300000462	8/31/2012	(2,828.76)
52571100	Add'l Security Costs	CF	9300000462	8/31/2012	2,828.76
52571100	Add'l Security Costs	CF	9300001194	8/31/2012	(6,800.00)
52571100	Add'l Security Costs	CF	9300001194	8/31/2012	6,800.00
52571100	Add'l Security Costs	CF	9300000344	8/31/2012	9,323.44
52571100	Add'l Security Costs	CF	9300000344	8/31/2012	(9,323.44)
52571500	Software Licenses	SA	100001013	8/31/2012	(1,869.05)
52571500	Software Licenses	SA	100001013	8/31/2012	(1,869.05)
52571500	Software Licenses	SA	100001019	8/31/2012	1,953.48
52571500	Software Licenses	SA	100001020	8/31/2012	286.35
52571500	Software Licenses	SA	100001023	8/31/2012	554.17
52571500	Software Licenses	SA	100001024	8/31/2012	81.50
52571500	Software Licenses	SA	100001047	8/31/2012	(472.67)
52571500	Software Licenses	CF	9300001199	8/31/2012	862.60
52571500	Software Licenses	CF	9300001199	8/31/2012	(862.60)
52571500	Software Licenses	CF	9300001295	8/31/2012	472.67
52571500	Software Licenses	CF	9300001295	8/31/2012	(472.67)
52571500	Software Licenses	SA	100000857	8/31/2012	1,869.05
52571500	Software Licenses	SA	100000866	8/31/2012	85.29
52571500	Software Licenses	SA	100000867	8/31/2012	240.11
52571500	Software Licenses	SA	100000873	8/31/2012	1,869.05
52571500	Software Licenses	SA	100000874	8/31/2012	472.67
52571500	Software Licenses	CF	9300000418	8/31/2012	(4,063.50)
52571500	Software Licenses	CF	9300000418	8/31/2012	4,063.50
52571500	Software Licenses	CF	9300000436	8/31/2012	(472.67)
52571500	Software Licenses	CF	9300000436	8/31/2012	472.67
52574000	Telephone	SV	100000907	8/31/2012	2,046.65
52574000	Telephone	SV	100000907	8/31/2012	975.32
52574000	Telephone	SV	100000907	8/31/2012	7.12
52574000	Telephone	SV	100000907	8/31/2012	25.73
52574000	Telephone	SV	100000907	8/31/2012	343.26
52574000	Telephone	SV	100000907	8/31/2012	122.50
52574000	Telephone	SV	100000907	8/31/2012	0.76
52574000	Telephone	SV	100000907	8/31/2012	46.59
52574000	Telephone	SV	100000907	8/31/2012	966.48
52574000	Telephone	SV	100000907	8/31/2012	61.69
52574000	Telephone	CS	9300000362	8/31/2012	2,114.87
52574000	Telephone	CS	9300000137	8/31/2012	(2,046.65)
52574000	Telephone	CS	9300000492	8/31/2012	(2,046.65)
52574000	Telephone	CS	9300000337	8/31/2012	3,826.94
52574000	Telephone	CS	9300000192	8/31/2012	(7,861.53)
52574000	Telephone	CS	9300000370	8/31/2012	(4,348.38)
52574000	Telephone	CS	9300000468	8/31/2012	(5,834.00)
52574000	Telephone	CS	9300000510	8/31/2012	(975.32)
52574000	Telephone	CS	9300000130	8/31/2012	15.21
52574000	Telephone	CS	9300000296	8/31/2012	2,114.35
52574000	Telephone	CS	9300000486	8/31/2012	(7.12)
52574000	Telephone	CS	9300000153	8/31/2012	18.25
52574000	Telephone	CS	9300000500	8/31/2012	(25.73)
52574000	Telephone	CS	9300000179	8/31/2012	(650.69)
52574000	Telephone	CS	9300000464	8/31/2012	(314.15)
52574000	Telephone	CS	9300000508	8/31/2012	(343.26)
52574000	Telephone	CS	9300000128	8/31/2012	(122.50)
52574000	Telephone	CS	9300000485	8/31/2012	(122.50)
52574000	Telephone	CS	9300000376	8/31/2012	(40.20)

Kentucky American Water Company  
Case No. 2012-00520  
Response to PSC DR1, Item 31

Account	Description	Doc Type	Document Number	Posting Date	Amount
52574000	Telephone	CS	9300000511	8/31/2012	(0.76)
52574000	Telephone	CS	9300000143	8/31/2012	(47.37)
52574000	Telephone	CS	9300000494	8/31/2012	(46.59)
52574000	Telephone	CS	9300000133	8/31/2012	(1,683.81)
52574000	Telephone	CS	9300000300	8/31/2012	(5,288.02)
52574000	Telephone	CS	9300000453	8/31/2012	(712.08)
52574000	Telephone	CS	9300000489	8/31/2012	(966.48)
52574000	Telephone	CS	9300000178	8/31/2012	17.72
52574000	Telephone	CS	9300000166	8/31/2012	(61.69)
52574000	Telephone	CS	9300000341	8/31/2012	(319.76)
52574000	Telephone	CS	9300000503	8/31/2012	(61.69)
52574013	Telephone WT	CS	9300000362	8/31/2012	(2,114.87)
52574013	Telephone WT	CS	9300000137	8/31/2012	2,046.65
52574013	Telephone WT	CS	9300000492	8/31/2012	2,046.65
52574015	Telephone CA	CS	9300000337	8/31/2012	(3,826.94)
52574015	Telephone CA	CS	9300000192	8/31/2012	7,861.53
52574015	Telephone CA	CS	9300000370	8/31/2012	4,348.38
52574015	Telephone CA	CS	9300000468	8/31/2012	5,834.00
52574015	Telephone CA	CS	9300000510	8/31/2012	975.32
52574016	Telephone AG	CS	9300000130	8/31/2012	(15.21)
52574016	Telephone AG	CS	9300000296	8/31/2012	(2,114.35)
52574016	Telephone AG	CS	9300000486	8/31/2012	7.12
52574016	Telephone AG	CS	9300000153	8/31/2012	(18.25)
52574016	Telephone AG	CS	9300000500	8/31/2012	25.73
52574016	Telephone AG	CS	9300000179	8/31/2012	650.69
52574016	Telephone AG	CS	9300000464	8/31/2012	314.15
52574016	Telephone AG	CS	9300000508	8/31/2012	343.26
52574016	Telephone AG	CS	9300000128	8/31/2012	122.50
52574016	Telephone AG	CS	9300000485	8/31/2012	122.50
52574016	Telephone AG	CS	9300000376	8/31/2012	40.20
52574016	Telephone AG	CS	9300000511	8/31/2012	0.76
52574016	Telephone AG	CS	9300000143	8/31/2012	47.37
52574016	Telephone AG	CS	9300000494	8/31/2012	46.59
52574016	Telephone AG	CS	9300000133	8/31/2012	1,683.81
52574016	Telephone AG	CS	9300000300	8/31/2012	5,288.02
52574016	Telephone AG	CS	9300000453	8/31/2012	712.08
52574016	Telephone AG	CS	9300000489	8/31/2012	966.48
52574016	Telephone AG	CS	9300000178	8/31/2012	(17.72)
52574016	Telephone AG	CS	9300000166	8/31/2012	61.69
52574016	Telephone AG	CS	9300000341	8/31/2012	319.76
52574016	Telephone AG	CS	9300000503	8/31/2012	61.69
52574100	Cell Phone	SV	100000907	8/31/2012	50.63
52574100	Cell Phone	SV	100000907	8/31/2012	6.12
52574100	Cell Phone	SV	100000907	8/31/2012	351.52
52574100	Cell Phone	SV	100000907	8/31/2012	641.21
52574100	Cell Phone	SV	100000907	8/31/2012	216.46
52574100	Cell Phone	SV	100000907	8/31/2012	373.63
52574100	Cell Phone	SV	100000907	8/31/2012	60.15
52574100	Cell Phone	SV	100000907	8/31/2012	59.10
52574100	Cell Phone	SV	100000907	8/31/2012	55.47
52574100	Cell Phone	SV	100000907	8/31/2012	1,298.50
52574100	Cell Phone	SV	100000907	8/31/2012	2,110.54
52574100	Cell Phone	SV	100000907	8/31/2012	361.21
52574100	Cell Phone	SV	100000907	8/31/2012	61.03
52574100	Cell Phone	SV	100000907	8/31/2012	96.09
52574100	Cell Phone	SV	100000907	8/31/2012	198.73
52574100	Cell Phone	CS	9300000180	8/31/2012	(65.39)
52574100	Cell Phone	CS	9300000509	8/31/2012	(50.63)
52574100	Cell Phone	CS	9300000315	8/31/2012	(46.61)
52574100	Cell Phone	CS	9300000497	8/31/2012	(6.12)
52574100	Cell Phone	CS	9300000201	8/31/2012	(91.92)
52574100	Cell Phone	CS	9300000380	8/31/2012	(928.07)
52574100	Cell Phone	CS	9300000512	8/31/2012	(351.52)
52574100	Cell Phone	CS	9300000460	8/31/2012	(641.21)
52574100	Cell Phone	CS	9300000502	8/31/2012	(641.21)
52574100	Cell Phone	CS	9300000368	8/31/2012	(29.90)
52574100	Cell Phone	CS	9300000130	8/31/2012	(276.64)
52574100	Cell Phone	CS	9300000296	8/31/2012	10,767.34
52574100	Cell Phone	CS	9300000486	8/31/2012	(216.46)
52574100	Cell Phone	CS	9300000129	8/31/2012	(214.13)
52574100	Cell Phone	CS	9300000153	8/31/2012	(441.42)
52574100	Cell Phone	CS	9300000500	8/31/2012	(373.63)
52574100	Cell Phone	CS	9300000205	8/31/2012	(77.67)
52574100	Cell Phone	CS	9300000513	8/31/2012	(60.15)
52574100	Cell Phone	CS	9300000168	8/31/2012	(91.17)
52574100	Cell Phone	CS	9300000505	8/31/2012	(59.10)
52574100	Cell Phone	CS	9300000135	8/31/2012	(68.73)

Kentucky American Water Company  
Case No. 2012-00520  
Response to PSC DR1, Item 31

Account	Description	Doc Type	Document Number	Posting Date	Amount
52574100	Cell Phone	CS	9300000490	8/31/2012	(55.47)
52574100	Cell Phone	CS	9300000179	8/31/2012	(911.28)
52574100	Cell Phone	CS	9300000356	8/31/2012	(202.47)
52574100	Cell Phone	CS	9300000464	8/31/2012	(70.00)
52574100	Cell Phone	CS	9300000508	8/31/2012	(1,298.50)
52574100	Cell Phone	CS	9300000197	8/31/2012	(2,439.92)
52574100	Cell Phone	CS	9300000376	8/31/2012	(699.39)
52574100	Cell Phone	CS	9300000511	8/31/2012	(2,110.54)
52574100	Cell Phone	CS	9300000214	8/31/2012	(388.66)
52574100	Cell Phone	CS	9300000516	8/31/2012	(361.21)
52574100	Cell Phone	CS	9300000167	8/31/2012	(70.91)
52574100	Cell Phone	CS	9300000342	8/31/2012	(46.61)
52574100	Cell Phone	CS	9300000504	8/31/2012	(61.03)
52574100	Cell Phone	CS	9300000133	8/31/2012	(132.06)
52574100	Cell Phone	CS	9300000489	8/31/2012	(96.09)
52574100	Cell Phone	CS	9300000178	8/31/2012	(238.49)
52574100	Cell Phone	CS	9300000507	8/31/2012	(198.73)
52574113	Cell Phone WT	CS	9300000180	8/31/2012	65.39
52574113	Cell Phone WT	CS	9300000509	8/31/2012	50.63
52574114	Cell Phone TD	CS	9300000315	8/31/2012	46.61
52574114	Cell Phone TD	CS	9300000497	8/31/2012	6.12
52574114	Cell Phone TD	CS	9300000201	8/31/2012	91.92
52574114	Cell Phone TD	CS	9300000380	8/31/2012	928.07
52574114	Cell Phone TD	CS	9300000512	8/31/2012	351.52
52574115	Cell Phone CA	CS	9300000460	8/31/2012	641.21
52574115	Cell Phone CA	CS	9300000502	8/31/2012	641.21
52574115	Cell Phone CA	CS	9300000368	8/31/2012	29.90
52574116	Cell Phone AG	CS	9300000130	8/31/2012	276.64
52574116	Cell Phone AG	CS	9300000296	8/31/2012	(10,767.34)
52574116	Cell Phone AG	CS	9300000486	8/31/2012	216.46
52574116	Cell Phone AG	CS	9300000129	8/31/2012	214.13
52574116	Cell Phone AG	CS	9300000153	8/31/2012	441.42
52574116	Cell Phone AG	CS	9300000500	8/31/2012	373.63
52574116	Cell Phone AG	CS	9300000205	8/31/2012	77.67
52574116	Cell Phone AG	CS	9300000513	8/31/2012	60.15
52574116	Cell Phone AG	CS	9300000168	8/31/2012	91.17
52574116	Cell Phone AG	CS	9300000505	8/31/2012	59.10
52574116	Cell Phone AG	CS	9300000135	8/31/2012	68.73
52574116	Cell Phone AG	CS	9300000490	8/31/2012	55.47
52574116	Cell Phone AG	CS	9300000179	8/31/2012	911.28
52574116	Cell Phone AG	CS	9300000356	8/31/2012	202.47
52574116	Cell Phone AG	CS	9300000464	8/31/2012	70.00
52574116	Cell Phone AG	CS	9300000508	8/31/2012	1,298.50
52574116	Cell Phone AG	CS	9300000197	8/31/2012	2,439.92
52574116	Cell Phone AG	CS	9300000376	8/31/2012	699.39
52574116	Cell Phone AG	CS	9300000511	8/31/2012	2,110.54
52574116	Cell Phone AG	CS	9300000214	8/31/2012	388.66
52574116	Cell Phone AG	CS	9300000516	8/31/2012	361.21
52574116	Cell Phone AG	CS	9300000167	8/31/2012	70.91
52574116	Cell Phone AG	CS	9300000342	8/31/2012	46.61
52574116	Cell Phone AG	CS	9300000504	8/31/2012	61.03
52574116	Cell Phone AG	CS	9300000133	8/31/2012	132.06
52574116	Cell Phone AG	CS	9300000489	8/31/2012	96.09
52574116	Cell Phone AG	CS	9300000178	8/31/2012	238.49
52574116	Cell Phone AG	CS	9300000507	8/31/2012	198.73
52578000	Trash Removal	CS	9300000180	8/31/2012	(459.71)
52578000	Trash Removal	CS	9300000465	8/31/2012	26.02
52578000	Trash Removal	CS	9300000380	8/31/2012	1,138.70
52578000	Trash Removal	CS	9300000319	8/31/2012	(140.50)
52578000	Trash Removal	CS	9300000342	8/31/2012	(101.12)
52578000	Trash Removal	CS	9300000341	8/31/2012	(67.15)
52578013	Trash Removal WT	CS	9300000180	8/31/2012	459.71
52578013	Trash Removal WT	CS	9300000465	8/31/2012	(26.02)
52578014	Trash Removal TD	CS	9300000380	8/31/2012	(1,138.70)
52578016	Trash Removal AG	CS	9300000319	8/31/2012	140.50
52578016	Trash Removal AG	CS	9300000342	8/31/2012	101.12
52578016	Trash Removal AG	CS	9300000341	8/31/2012	67.15
52583000	Water & WW	CS	9300000388	8/31/2012	(3,548.77)
52583000	Water & WW	CS	9300000291	8/31/2012	(20.57)
52583000	Water & WW	CS	9300000343	8/31/2012	(675.83)
52583000	Water & WW	CS	9300000461	8/31/2012	(1,309.69)
52583000	Water & WW	CS	9300000376	8/31/2012	(177.20)
52583011	Water & WW SS	CS	9300000388	8/31/2012	3,548.77
52583013	Water & WW WT	CS	9300000291	8/31/2012	20.57
52583016	Water & WW AG	CS	9300000343	8/31/2012	675.83
52583016	Water & WW AG	CS	9300000461	8/31/2012	1,309.69
52583016	Water & WW AG	CS	9300000376	8/31/2012	177.20

Kentucky American Water Company  
Case No. 2012-00520  
Response to PSC DR1, Item 31

Account	Description	Doc Type	Document Number	Posting Date	Amount
52801100	Indirect OH Clearing	SA	100000893	8/31/2012	(177,091.88)
52801100	Indirect OH Clearing	SL	100000938	8/31/2012	1,874.30
52801100	Indirect OH Clearing	SL	100000938	8/31/2012	1,171.50
52801100	Indirect OH Clearing	UZ	2000000061	8/31/2012	(1,874.30)
52801100	Indirect OH Clearing	UZ	2000000061	8/31/2012	(1,171.50)
52801100	Indirect OH Clearing	SL	100000938	8/31/2012	912.57
52801100	Indirect OH Clearing	UZ	2000000061	8/31/2012	(912.57)
52801100	Indirect OH Clearing	SL	100000938	8/31/2012	429.68
52801100	Indirect OH Clearing	UZ	100000938	8/31/2012	2,614.12
52801100	Indirect OH Clearing	UZ	2000000061	8/31/2012	(429.68)
52801100	Indirect OH Clearing	UZ	2000000061	8/31/2012	(2,614.12)
52801100	Indirect OH Clearing	SL	100000938	8/31/2012	342.30
52801100	Indirect OH Clearing	SL	100000938	8/31/2012	487.93
52801100	Indirect OH Clearing	UZ	2000000061	8/31/2012	(342.30)
52801100	Indirect OH Clearing	UZ	2000000061	8/31/2012	(487.93)
52801100	Indirect OH Clearing	SL	100000938	8/31/2012	529.12
52801100	Indirect OH Clearing	SL	100000938	8/31/2012	2,371.25
52801100	Indirect OH Clearing	UZ	2000000061	8/31/2012	(2,371.25)
52801100	Indirect OH Clearing	UZ	2000000061	8/31/2012	(529.12)
52801100	Indirect OH Clearing	SL	100000938	8/31/2012	(33.71)
52801100	Indirect OH Clearing	SL	100000938	8/31/2012	1,593.94
52801100	Indirect OH Clearing	UZ	2000000061	8/31/2012	33.71
52801100	Indirect OH Clearing	UZ	2000000061	8/31/2012	(1,593.94)
52801100	Indirect OH Clearing	SL	100000938	8/31/2012	28.67
52801100	Indirect OH Clearing	UZ	2000000061	8/31/2012	(28.67)
52801100	Indirect OH Clearing	SL	100000938	8/31/2012	(41.38)
52801100	Indirect OH Clearing	SL	100000938	8/31/2012	3,533.84
52801100	Indirect OH Clearing	UZ	2000000061	8/31/2012	(3,533.84)
52801100	Indirect OH Clearing	UZ	2000000061	8/31/2012	41.38
52801100	Indirect OH Clearing	SL	100000938	8/31/2012	283.62
52801100	Indirect OH Clearing	UZ	2000000061	8/31/2012	(283.62)
52801100	Indirect OH Clearing	SL	100000938	8/31/2012	117.25
52801100	Indirect OH Clearing	UZ	2000000061	8/31/2012	(117.25)
52801100	Indirect OH Clearing	SL	100000938	8/31/2012	484.11
52801100	Indirect OH Clearing	SL	100000938	8/31/2012	110.44
52801100	Indirect OH Clearing	UZ	2000000061	8/31/2012	(484.11)
52801100	Indirect OH Clearing	UZ	2000000061	8/31/2012	(110.44)
52801100	Indirect OH Clearing	SL	100000938	8/31/2012	122.43
52801100	Indirect OH Clearing	UZ	2000000061	8/31/2012	(122.43)
52801100	Indirect OH Clearing	SL	100000938	8/31/2012	491.80
52801100	Indirect OH Clearing	SL	100000938	8/31/2012	1,942.96
52801100	Indirect OH Clearing	UZ	2000000061	8/31/2012	(1,942.96)
52801100	Indirect OH Clearing	UZ	2000000061	8/31/2012	(491.80)
52801100	Indirect OH Clearing	SL	100000938	8/31/2012	738.61
52801100	Indirect OH Clearing	SL	100000938	8/31/2012	63.00
52801100	Indirect OH Clearing	UZ	2000000061	8/31/2012	(63.00)
52801100	Indirect OH Clearing	UZ	2000000061	8/31/2012	(738.61)
52801100	Indirect OH Clearing	SL	100000938	8/31/2012	619.40
52801100	Indirect OH Clearing	SL	100000938	8/31/2012	292.15
52801100	Indirect OH Clearing	UZ	2000000061	8/31/2012	(619.40)
52801100	Indirect OH Clearing	UZ	2000000061	8/31/2012	(292.15)
52801100	Indirect OH Clearing	SL	100000938	8/31/2012	651.71
52801100	Indirect OH Clearing	SL	100000938	8/31/2012	609.98
52801100	Indirect OH Clearing	UZ	2000000061	8/31/2012	(651.71)
52801100	Indirect OH Clearing	UZ	2000000061	8/31/2012	(609.98)
52801100	Indirect OH Clearing	SL	100000938	8/31/2012	72.12
52801100	Indirect OH Clearing	UZ	2000000061	8/31/2012	(72.12)
52801100	Indirect OH Clearing	SL	100000938	8/31/2012	619.40
52801100	Indirect OH Clearing	SL	100000938	8/31/2012	242.87
52801100	Indirect OH Clearing	UZ	2000000061	8/31/2012	(242.87)
52801100	Indirect OH Clearing	UZ	2000000061	8/31/2012	(619.40)
52801100	Indirect OH Clearing	UZ	2000000059	8/31/2012	177,091.88
52801100	Indirect OH Clearing	UZ	2000000061	8/31/2012	(8,540.86)
52801100	Indirect OH Clearing	UZ	2000000061	8/31/2012	(9,740.44)
52801100	Indirect OH Clearing	SL	100000938	8/31/2012	8,540.86
52801100	Indirect OH Clearing	SL	100000938	8/31/2012	9,740.44
52801100	Indirect OH Clearing	UZ	2000000061	8/31/2012	(2,136.75)
52801100	Indirect OH Clearing	UZ	2000000061	8/31/2012	(10,907.99)
52801100	Indirect OH Clearing	SL	100000938	8/31/2012	10,907.99
52801100	Indirect OH Clearing	SL	100000938	8/31/2012	2,136.75
52801100	Indirect OH Clearing	UZ	2000000061	8/31/2012	(134.54)
52801100	Indirect OH Clearing	SL	100000938	8/31/2012	134.54
52801100	Indirect OH Clearing	UZ	2000000061	8/31/2012	(821.29)
52801100	Indirect OH Clearing	SL	100000938	8/31/2012	821.29
52801100	Indirect OH Clearing	UZ	2000000061	8/31/2012	(1,035.66)
52801100	Indirect OH Clearing	SL	100000938	8/31/2012	1,035.66
52801100	Indirect OH Clearing	SL	100000938	8/31/2012	(0.74)

Kentucky American Water Company  
Case No. 2012-00520  
Response to PSC DR1, Item 31

Account	Description	Doc Type	Document Number	Posting Date	Amount
52801100	Indirect OH Clearing	SL	100000938	8/31/2012	(73.18)
52801100	Indirect OH Clearing	UZ	2000000061	8/31/2012	0.74
52801100	Indirect OH Clearing	UZ	2000000061	8/31/2012	73.18
52801100	Indirect OH Clearing	SL	100000938	8/31/2012	2,459.76
52801100	Indirect OH Clearing	SL	100000938	8/31/2012	24.85
52801100	Indirect OH Clearing	UZ	2000000061	8/31/2012	(2,459.76)
52801100	Indirect OH Clearing	UZ	2000000061	8/31/2012	(24.85)
52801100	Indirect OH Clearing	SL	100000938	8/31/2012	1.98
52801100	Indirect OH Clearing	SL	100000938	8/31/2012	196.24
52801100	Indirect OH Clearing	UZ	2000000061	8/31/2012	(1.98)
52801100	Indirect OH Clearing	UZ	2000000061	8/31/2012	(196.24)
52801100	Indirect OH Clearing	SL	100000938	8/31/2012	98.13
52801100	Indirect OH Clearing	SL	100000938	8/31/2012	0.99
52801100	Indirect OH Clearing	UZ	2000000061	8/31/2012	(0.99)
52801100	Indirect OH Clearing	UZ	2000000061	8/31/2012	(98.13)
52801100	Indirect OH Clearing	SL	100000938	8/31/2012	0.99
52801100	Indirect OH Clearing	SL	100000938	8/31/2012	98.13
52801100	Indirect OH Clearing	UZ	2000000061	8/31/2012	(98.13)
52801100	Indirect OH Clearing	UZ	2000000061	8/31/2012	(0.99)
52801100	Indirect OH Clearing	SL	100000938	8/31/2012	6.20
52801100	Indirect OH Clearing	UZ	2000000061	8/31/2012	(6.20)
52801100	Indirect OH Clearing	SL	100000938	8/31/2012	1,024.74
52801100	Indirect OH Clearing	UZ	2000000061	8/31/2012	(1,024.74)
52801100	Indirect OH Clearing	SL	100000938	8/31/2012	194.39
52801100	Indirect OH Clearing	UZ	2000000061	8/31/2012	(194.39)
52801100	Indirect OH Clearing	SL	100000938	8/31/2012	65.20
52801100	Indirect OH Clearing	SL	100000938	8/31/2012	592.03
52801100	Indirect OH Clearing	UZ	2000000061	8/31/2012	(592.03)
52801100	Indirect OH Clearing	UZ	2000000061	8/31/2012	(65.20)
52801100	Indirect OH Clearing	SL	100000938	8/31/2012	159.74
52801100	Indirect OH Clearing	UZ	2000000061	8/31/2012	(159.74)
52801100	Indirect OH Clearing	SL	100000938	8/31/2012	107.22
52801100	Indirect OH Clearing	UZ	2000000061	8/31/2012	(107.22)
52801100	Indirect OH Clearing	SL	100000938	8/31/2012	220.31
52801100	Indirect OH Clearing	SL	100000938	8/31/2012	98.98
52801100	Indirect OH Clearing	UZ	2000000061	8/31/2012	(98.98)
52801100	Indirect OH Clearing	UZ	2000000061	8/31/2012	(220.31)
52801100	Indirect OH Clearing	SL	100000938	8/31/2012	4.28
52801100	Indirect OH Clearing	SL	100000938	8/31/2012	9.53
52801100	Indirect OH Clearing	UZ	2000000061	8/31/2012	(9.53)
52801100	Indirect OH Clearing	UZ	2000000061	8/31/2012	(4.28)
52801100	Indirect OH Clearing	SL	100000938	8/31/2012	131.14
52801100	Indirect OH Clearing	UZ	2000000061	8/31/2012	(131.14)
52801100	Indirect OH Clearing	SL	100000938	8/31/2012	225.27
52801100	Indirect OH Clearing	UZ	2000000061	8/31/2012	(225.27)
52801100	Indirect OH Clearing	SL	100000938	8/31/2012	28.98
52801100	Indirect OH Clearing	UZ	2000000061	8/31/2012	(28.98)
52801100	Indirect OH Clearing	SL	100000938	8/31/2012	145.17
52801100	Indirect OH Clearing	UZ	2000000061	8/31/2012	(145.17)
52801100	Indirect OH Clearing	SL	100000938	8/31/2012	271.99
52801100	Indirect OH Clearing	UZ	2000000061	8/31/2012	(271.99)
52801100	Indirect OH Clearing	SL	100000938	8/31/2012	8,544.74
52801100	Indirect OH Clearing	UZ	2000000061	8/31/2012	(8,544.74)
52801100	Indirect OH Clearing	SL	100000938	8/31/2012	173.55
52801100	Indirect OH Clearing	SL	100000938	8/31/2012	77.97
52801100	Indirect OH Clearing	UZ	2000000061	8/31/2012	(173.55)
52801100	Indirect OH Clearing	UZ	2000000061	8/31/2012	(77.97)
52801100	Indirect OH Clearing	SL	100000938	8/31/2012	2,740.96
52801100	Indirect OH Clearing	SL	100000938	8/31/2012	1,231.44
52801100	Indirect OH Clearing	UZ	2000000061	8/31/2012	(2,740.96)
52801100	Indirect OH Clearing	UZ	2000000061	8/31/2012	(1,231.44)
52801100	Indirect OH Clearing	SL	100000938	8/31/2012	116.92
52801100	Indirect OH Clearing	SL	100000938	8/31/2012	260.23
52801100	Indirect OH Clearing	UZ	2000000061	8/31/2012	(260.23)
52801100	Indirect OH Clearing	UZ	2000000061	8/31/2012	(116.92)
52801100	Indirect OH Clearing	SL	100000938	8/31/2012	24.42
52801100	Indirect OH Clearing	SL	100000938	8/31/2012	54.36
52801100	Indirect OH Clearing	UZ	2000000061	8/31/2012	(24.42)
52801100	Indirect OH Clearing	UZ	2000000061	8/31/2012	(54.36)
52801100	Indirect OH Clearing	SL	100000938	8/31/2012	37.56
52801100	Indirect OH Clearing	UZ	2000000061	8/31/2012	(37.56)
52801100	Indirect OH Clearing	SL	100000938	8/31/2012	160.81
52801100	Indirect OH Clearing	UZ	2000000061	8/31/2012	(160.81)
52801100	Indirect OH Clearing	SL	100000938	8/31/2012	34.95
52801100	Indirect OH Clearing	UZ	2000000061	8/31/2012	(34.95)
52801100	Indirect OH Clearing	SL	100000938	8/31/2012	86.56
52801100	Indirect OH Clearing	UZ	2000000061	8/31/2012	(86.56)

Kentucky American Water Company  
Case No. 2012-00520  
Response to PSC DR1, Item 31

Account	Description	Doc Type	Document Number	Posting Date	Amount
52801100	Indirect OH Clearing	SL	100000938	8/31/2012	2,461.34
52801100	Indirect OH Clearing	UZ	2000000061	8/31/2012	(2,461.34)
52801100	Indirect OH Clearing	SL	100000938	8/31/2012	168.87
52801100	Indirect OH Clearing	UZ	2000000061	8/31/2012	(168.87)
52801100	Indirect OH Clearing	SL	100000938	8/31/2012	3.99
52801100	Indirect OH Clearing	SL	100000938	8/31/2012	26.68
52801100	Indirect OH Clearing	UZ	2000000061	8/31/2012	(26.68)
52801100	Indirect OH Clearing	UZ	2000000061	8/31/2012	(3.99)
52801100	Indirect OH Clearing	SL	100000938	8/31/2012	106.24
52801100	Indirect OH Clearing	SL	100000938	8/31/2012	711.00
52801100	Indirect OH Clearing	UZ	2000000061	8/31/2012	(711.00)
52801100	Indirect OH Clearing	UZ	2000000061	8/31/2012	(106.24)
52801100	Indirect OH Clearing	SL	100000938	8/31/2012	50.76
52801100	Indirect OH Clearing	SL	100000938	8/31/2012	7.59
52801100	Indirect OH Clearing	UZ	2000000061	8/31/2012	(7.59)
52801100	Indirect OH Clearing	UZ	2000000061	8/31/2012	(50.76)
52801100	Indirect OH Clearing	SL	100000938	8/31/2012	32.33
52801100	Indirect OH Clearing	SL	100000938	8/31/2012	216.35
52801100	Indirect OH Clearing	UZ	2000000061	8/31/2012	(32.33)
52801100	Indirect OH Clearing	UZ	2000000061	8/31/2012	(216.35)
52801100	Indirect OH Clearing	SL	100000938	8/31/2012	5,672.53
52801100	Indirect OH Clearing	SL	100000938	8/31/2012	847.62
52801100	Indirect OH Clearing	UZ	2000000061	8/31/2012	(5,672.53)
52801100	Indirect OH Clearing	UZ	2000000061	8/31/2012	(847.62)
52801100	Indirect OH Clearing	SL	100000938	8/31/2012	54.55
52801100	Indirect OH Clearing	SL	100000938	8/31/2012	365.06
52801100	Indirect OH Clearing	UZ	2000000061	8/31/2012	(54.55)
52801100	Indirect OH Clearing	UZ	2000000061	8/31/2012	(365.06)
52801100	Indirect OH Clearing	SL	100000938	8/31/2012	179.61
52801100	Indirect OH Clearing	SL	100000938	8/31/2012	26.84
52801100	Indirect OH Clearing	UZ	2000000061	8/31/2012	(179.61)
52801100	Indirect OH Clearing	UZ	2000000061	8/31/2012	(26.84)
52801100	Indirect OH Clearing	SL	100000938	8/31/2012	7.36
52801100	Indirect OH Clearing	SL	100000938	8/31/2012	49.21
52801100	Indirect OH Clearing	UZ	2000000061	8/31/2012	(49.21)
52801100	Indirect OH Clearing	UZ	2000000061	8/31/2012	(7.36)
52801100	Indirect OH Clearing	SL	100000938	8/31/2012	5,281.20
52801100	Indirect OH Clearing	SL	100000938	8/31/2012	250.82
52801100	Indirect OH Clearing	UZ	2000000061	8/31/2012	(5,281.20)
52801100	Indirect OH Clearing	UZ	2000000061	8/31/2012	(250.82)
52801100	Indirect OH Clearing	SL	100000938	8/31/2012	798.70
52801100	Indirect OH Clearing	UZ	2000000061	8/31/2012	(798.70)
52801100	Indirect OH Clearing	SL	100000938	8/31/2012	98.05
52801100	Indirect OH Clearing	SL	100000938	8/31/2012	150.07
52801100	Indirect OH Clearing	UZ	2000000061	8/31/2012	(98.05)
52801100	Indirect OH Clearing	UZ	2000000061	8/31/2012	(150.07)
52801100	Indirect OH Clearing	SL	100000938	8/31/2012	120.20
52801100	Indirect OH Clearing	SL	100000938	8/31/2012	3,912.00
52801100	Indirect OH Clearing	UZ	2000000061	8/31/2012	(3,912.00)
52801100	Indirect OH Clearing	UZ	2000000061	8/31/2012	(120.20)
52801100	Indirect OH Clearing	SL	100000938	8/31/2012	35.40
52801100	Indirect OH Clearing	UZ	2000000061	8/31/2012	(35.40)
52801100	Indirect OH Clearing	SL	100000938	8/31/2012	94.49
52801100	Indirect OH Clearing	UZ	2000000061	8/31/2012	(94.49)
52801100	Indirect OH Clearing	SL	100000938	8/31/2012	103.50
52801100	Indirect OH Clearing	UZ	2000000061	8/31/2012	(103.50)
52801100	Indirect OH Clearing	SL	100000938	8/31/2012	(363.49)
52801100	Indirect OH Clearing	UZ	2000000061	8/31/2012	363.49
52801100	Indirect OH Clearing	SL	100000938	8/31/2012	(352.08)
52801100	Indirect OH Clearing	UZ	2000000061	8/31/2012	352.08
52801100	Indirect OH Clearing	SL	100000938	8/31/2012	2,584.33
52801100	Indirect OH Clearing	UZ	2000000061	8/31/2012	(2,584.33)
52801100	Indirect OH Clearing	SL	100000938	8/31/2012	1,409.88
52801100	Indirect OH Clearing	UZ	2000000061	8/31/2012	(1,409.88)
52801100	Indirect OH Clearing	SL	100000938	8/31/2012	254.54
52801100	Indirect OH Clearing	UZ	2000000061	8/31/2012	(254.54)
52801100	Indirect OH Clearing	SL	100000938	8/31/2012	658.80
52801100	Indirect OH Clearing	UZ	2000000061	8/31/2012	(658.80)
52801100	Indirect OH Clearing	SL	100000938	8/31/2012	4.16
52801100	Indirect OH Clearing	SL	100000938	8/31/2012	14.73
52801100	Indirect OH Clearing	UZ	2000000061	8/31/2012	(4.16)
52801100	Indirect OH Clearing	UZ	2000000061	8/31/2012	(14.73)
52801100	Indirect OH Clearing	SL	100000938	8/31/2012	227.48
52801100	Indirect OH Clearing	UZ	2000000061	8/31/2012	(227.48)
52801100	Indirect OH Clearing	SL	100000938	8/31/2012	155.04
52801100	Indirect OH Clearing	UZ	2000000061	8/31/2012	(155.04)
52801100	Indirect OH Clearing	SL	100000938	8/31/2012	388.23

Kentucky American Water Company  
Case No. 2012-00520  
Response to PSC DR1, Item 31

Account	Description	Doc Type	Document Number	Posting Date	Amount
52801100	Indirect OH Clearing	UZ	2000000061	8/31/2012	(388.23)
52801100	Indirect OH Clearing	SL	100000938	8/31/2012	29.05
52801100	Indirect OH Clearing	UZ	2000000061	8/31/2012	(29.05)
53110000	Contr Svc-Eng	WE	5000000957	8/31/2012	81,000.00
53110000	Contr Svc-Eng	UZ	2000000049	8/31/2012	(12,596.47)
53110000	Contr Svc-Eng	UZ	2000000049	8/31/2012	(13,866.58)
53110000	Contr Svc-Eng	UZ	2000000051	8/31/2012	(81,000.00)
53150000	Contr Svc-Other	SV	100000937	8/31/2012	10,418.14
53150000	Contr Svc-Other	SX	100000939	8/31/2012	(3,840.00)
53150000	Contr Svc-Other	SX	100000939	8/31/2012	(3,840.00)
53150000	Contr Svc-Other	SX	100000939	8/31/2012	(3,840.00)
53150000	Contr Svc-Other	SX	100000939	8/31/2012	(1,152.00)
53150000	Contr Svc-Other	SX	100000939	8/31/2012	(1,152.00)
53150000	Contr Svc-Other	SX	100000939	8/31/2012	(1,152.00)
53150000	Contr Svc-Other	SV	100001007	8/31/2012	5,000.00
53150000	Contr Svc-Other	SV	100001007	8/31/2012	2,800.00
53150000	Contr Svc-Other	SV	100001022	8/31/2012	9,888.75
53150000	Contr Svc-Other	SN	100001026	8/31/2012	(8,425.67)
53150000	Contr Svc-Other	SV	100001028	8/31/2012	501.40
53150000	Contr Svc-Other	SV	100001028	8/31/2012	2,180.00
53150000	Contr Svc-Other	SV	100001028	8/31/2012	633.76
53150000	Contr Svc-Other	SV	100001028	8/31/2012	633.76
53150000	Contr Svc-Other	SV	100001028	8/31/2012	633.76
53150000	Contr Svc-Other	SV	100001028	8/31/2012	18,404.00
53150000	Contr Svc-Other	SN	100001032	8/31/2012	(1,368.90)
53150000	Contr Svc-Other	SN	100001032	8/31/2012	(6,942.90)
53150000	Contr Svc-Other	SN	100001032	8/31/2012	(1,134.64)
53150000	Contr Svc-Other	SN	100001032	8/31/2012	(59.72)
53150000	Contr Svc-Other	SN	100001032	8/31/2012	(930.78)
53150000	Contr Svc-Other	SN	100001032	8/31/2012	(115.04)
53150000	Contr Svc-Other	SN	100001032	8/31/2012	(1,162.29)
53150000	Contr Svc-Other	SN	100001032	8/31/2012	(1,273.23)
53150000	Contr Svc-Other	SV	100001038	8/31/2012	100,000.00
53150000	Contr Svc-Other	SV	100001038	8/31/2012	9,500.07
53150000	Contr Svc-Other	SV	100001038	8/31/2012	9,483.30
53150000	Contr Svc-Other	SV	100001038	8/31/2012	9,500.07
53150000	Contr Svc-Other	SV	100001038	8/31/2012	338,619.83
53150000	Contr Svc-Other	SV	100001038	8/31/2012	45,000.00
53150000	Contr Svc-Other	SV	100001038	8/31/2012	8,274.55
53150000	Contr Svc-Other	SV	100001038	8/31/2012	10,173.85
53150000	Contr Svc-Other	SV	100001038	8/31/2012	10,205.80
53150000	Contr Svc-Other	SV	100001038	8/31/2012	6,987.40
53150000	Contr Svc-Other	SV	100001038	8/31/2012	8,596.46
53150000	Contr Svc-Other	SV	100001038	8/31/2012	10,205.80
53150000	Contr Svc-Other	SV	100001038	8/31/2012	8,596.46
53150000	Contr Svc-Other	SV	100001038	8/31/2012	52,000.00
53150000	Contr Svc-Other	SV	100001038	8/31/2012	15,500.00
53150000	Contr Svc-Other	SV	100001038	8/31/2012	40,000.00
53150000	Contr Svc-Other	SV	100001038	8/31/2012	85,000.00
53150000	Contr Svc-Other	SV	100001038	8/31/2012	5,000.00
53150000	Contr Svc-Other	SV	100001038	8/31/2012	50,000.00
53150000	Contr Svc-Other	SV	100001038	8/31/2012	62,000.00
53150000	Contr Svc-Other	SV	100001038	8/31/2012	20,000.00
53150000	Contr Svc-Other	WE	5000000960	8/31/2012	54,200.00
53150000	Contr Svc-Other	WE	5000000964	8/31/2012	26,820.00
53150000	Contr Svc-Other	WE	5000000964	8/31/2012	2,980.00
53150000	Contr Svc-Other	WE	5000000980	8/31/2012	1,644.50
53150000	Contr Svc-Other	WE	5000000981	8/31/2012	60,000.00
53150000	Contr Svc-Other	WE	5000000982	8/31/2012	130,994.84
53150000	Contr Svc-Other	WE	5000000983	8/31/2012	167,300.39
53150000	Contr Svc-Other	WE	5000001025	8/31/2012	(167,300.39)
53150000	Contr Svc-Other	WE	5000001026	8/31/2012	178,230.78
53150000	Contr Svc-Other	WE	5000001027	8/31/2012	(130,994.84)
53150000	Contr Svc-Other	WE	5000001028	8/31/2012	139,401.00
53150000	Contr Svc-Other	WE	5000001038	8/31/2012	(139,401.00)
53150000	Contr Svc-Other	WE	5000001039	8/31/2012	138,030.92
53150000	Contr Svc-Other	WE	5000001050	8/31/2012	(138,030.92)
53150000	Contr Svc-Other	WE	5000001051	8/31/2012	138,080.92
53150000	Contr Svc-Other	SR	9600000024	8/31/2012	905.00
53150000	Contr Svc-Other	SR	9600000024	8/31/2012	162.83
53150000	Contr Svc-Other	SR	9600000024	8/31/2012	1,862.92
53150000	Contr Svc-Other	SR	9600000024	8/31/2012	474.17
53150000	Contr Svc-Other	SR	9600000024	8/31/2012	725.92
53150000	Contr Svc-Other	SR	9600000024	8/31/2012	563.58
53150000	Contr Svc-Other	SR	9600000024	8/31/2012	204.33
53150000	Contr Svc-Other	UZ	2000000049	8/31/2012	(28,747.00)

Kentucky American Water Company  
Case No. 2012-00520  
Response to PSC DR1, Item 31

Account	Description	Doc Type	Document Number	Posting Date	Amount
53150000	Contr Svc-Other	UZ	2000000049	8/31/2012	(40,093.88)
53150000	Contr Svc-Other	UZ	2000000049	8/31/2012	(5,250.00)
53150000	Contr Svc-Other	UZ	2000000049	8/31/2012	(36,368.85)
53150000	Contr Svc-Other	UZ	2000000049	8/31/2012	(24,446.91)
53150000	Contr Svc-Other	UZ	2000000051	8/31/2012	(54,200.00)
53150000	Contr Svc-Other	UZ	2000000049	8/31/2012	4,350.00
53150000	Contr Svc-Other	UZ	2000000049	8/31/2012	(8,700.00)
53150000	Contr Svc-Other	UZ	2000000049	8/31/2012	7,500.00
53150000	Contr Svc-Other	UZ	2000000049	8/31/2012	(7,500.00)
53150000	Contr Svc-Other	UZ	2000000049	8/31/2012	(7,500.00)
53150000	Contr Svc-Other	UZ	2000000051	8/31/2012	(26,820.00)
53150000	Contr Svc-Other	UZ	2000000051	8/31/2012	(2,980.00)
53150000	Contr Svc-Other	UZ	2000000049	8/31/2012	(11,328.40)
53150000	Contr Svc-Other	UZ	2000000049	8/31/2012	9,500.00
53150000	Contr Svc-Other	UZ	2000000049	8/31/2012	(19,000.00)
53150000	Contr Svc-Other	UZ	2000000049	8/31/2012	19,001.00
53150000	Contr Svc-Other	UZ	2000000049	8/31/2012	(18,951.00)
53150000	Contr Svc-Other	UZ	2000000049	8/31/2012	(9,500.00)
53150000	Contr Svc-Other	UZ	2000000049	8/31/2012	9,500.00
53150000	Contr Svc-Other	UZ	2000000049	8/31/2012	9,500.00
53150000	Contr Svc-Other	UZ	2000000049	8/31/2012	(9,500.00)
53150000	Contr Svc-Other	UZ	2000000049	8/31/2012	(9,500.00)
53150000	Contr Svc-Other	CS	9300000362	8/31/2012	2,200.00
53150000	Contr Svc-Other	CS	9300000180	8/31/2012	(3,048.97)
53150000	Contr Svc-Other	CS	9300000358	8/31/2012	(2,383.70)
53150000	Contr Svc-Other	CS	9300001195	8/31/2012	(5,000.00)
53150000	Contr Svc-Other	CS	9300000443	8/31/2012	(3,968.01)
53150000	Contr Svc-Other	CS	9300000470	8/31/2012	(1,713.52)
53150000	Contr Svc-Other	CS	9300000291	8/31/2012	(718.65)
53150000	Contr Svc-Other	CS	9300000437	8/31/2012	(767.91)
53150000	Contr Svc-Other	CS	9300000298	8/31/2012	(296.80)
53150000	Contr Svc-Other	CS	9300000420	8/31/2012	(162.83)
53150000	Contr Svc-Other	CS	9300000419	8/31/2012	(1,060.00)
53150000	Contr Svc-Other	CS	9300000371	8/31/2012	12,614.81
53150000	Contr Svc-Other	CS	9300001196	8/31/2012	(2,800.00)
53150000	Contr Svc-Other	CS	9300000337	8/31/2012	659.13
53150000	Contr Svc-Other	CS	9300001006	8/31/2012	14,976.00
53150000	Contr Svc-Other	CS	9300001198	8/31/2012	(9,888.75)
53150000	Contr Svc-Other	CS	9300000517	8/31/2012	(10,418.14)
53150000	Contr Svc-Other	CS	9300000474	8/31/2012	(1,351.45)
53150000	Contr Svc-Other	CS	9300000457	8/31/2012	(101.76)
53150000	Contr Svc-Other	UZ	2000000054	8/31/2012	(130,994.84)
53150000	Contr Svc-Other	UZ	2000000063	8/31/2012	(277,431.92)
53150000	Contr Svc-Other	UZ	2000000063	8/31/2012	270,395.84
53150000	Contr Svc-Other	UZ	2000000066	8/31/2012	138,030.92
53150000	Contr Svc-Other	UZ	2000000066	8/31/2012	(138,080.92)
53150000	Contr Svc-Other	UZ	2000000100	8/31/2012	8,425.67
53150000	Contr Svc-Other	UZ	2000000054	8/31/2012	(167,300.39)
53150000	Contr Svc-Other	UZ	2000000063	8/31/2012	(178,230.78)
53150000	Contr Svc-Other	UZ	2000000063	8/31/2012	167,300.39
53150000	Contr Svc-Other	UZ	2000000106	8/31/2012	(338,619.83)
53150000	Contr Svc-Other	UZ	2000000106	8/31/2012	(45,000.00)
53150000	Contr Svc-Other	UZ	2000000106	8/31/2012	(8,274.55)
53150000	Contr Svc-Other	UZ	2000000106	8/31/2012	(10,173.85)
53150000	Contr Svc-Other	UZ	2000000106	8/31/2012	(10,205.80)
53150000	Contr Svc-Other	UZ	2000000106	8/31/2012	(6,987.40)
53150000	Contr Svc-Other	UZ	2000000106	8/31/2012	(8,596.46)
53150000	Contr Svc-Other	UZ	2000000106	8/31/2012	(10,205.80)
53150000	Contr Svc-Other	UZ	2000000106	8/31/2012	(8,596.46)
53150000	Contr Svc-Other	UZ	2000000049	8/31/2012	(4,154.35)
53150000	Contr Svc-Other	UZ	2000000104	8/31/2012	(2,813.76)
53150000	Contr Svc-Other	UZ	2000000049	8/31/2012	(1,000.00)
53150000	Contr Svc-Other	UZ	2000000049	8/31/2012	(2,450.00)
53150000	Contr Svc-Other	UZ	2000000051	8/31/2012	(1,644.50)
53150000	Contr Svc-Other	UZ	2000000049	8/31/2012	(1,490.15)
53150000	Contr Svc-Other	UZ	2000000104	8/31/2012	(633.76)
53150000	Contr Svc-Other	UZ	2000000049	8/31/2012	(2,252.50)
53150000	Contr Svc-Other	UZ	2000000106	8/31/2012	(52,000.00)
53150000	Contr Svc-Other	UZ	2000000106	8/31/2012	(15,500.00)
53150000	Contr Svc-Other	UZ	2000000049	8/31/2012	(1,802.00)
53150000	Contr Svc-Other	UZ	2000000049	8/31/2012	(2,703.00)
53150000	Contr Svc-Other	UZ	2000000106	8/31/2012	(40,000.00)
53150000	Contr Svc-Other	UZ	2000000049	8/31/2012	(122,657.90)
53150000	Contr Svc-Other	UZ	2000000102	8/31/2012	6,942.90
53150000	Contr Svc-Other	UZ	2000000049	8/31/2012	(2,798.18)
53150000	Contr Svc-Other	UZ	2000000049	8/31/2012	(35,680.98)
53150000	Contr Svc-Other	UZ	2000000102	8/31/2012	2,065.42



Kentucky American Water Company  
Case No. 2012-00520  
Response to PSC DR1, Item 31

Account	Description	Doc Type	Document Number	Posting Date	Amount
53150000	Contr Svc-Other	UZ	2000000104	8/31/2012	(1,135.16)
53150000	Contr Svc-Other	UZ	2000000049	8/31/2012	(4,097.43)
53150000	Contr Svc-Other	UZ	2000000049	8/31/2012	(1,208.40)
53150000	Contr Svc-Other	UZ	2000000049	8/31/2012	(556.50)
53150000	Contr Svc-Other	UZ	2000000049	8/31/2012	(222.60)
53150000	Contr Svc-Other	UZ	2000000104	8/31/2012	(18,404.00)
53150000	Contr Svc-Other	UZ	2000000049	8/31/2012	(24,183.90)
53150000	Contr Svc-Other	UZ	2000000102	8/31/2012	1,368.90
53150000	Contr Svc-Other	UZ	2000000049	8/31/2012	(604.20)
53150000	Contr Svc-Other	UZ	2000000049	8/31/2012	(470.43)
53150000	Contr Svc-Other	UZ	2000000049	8/31/2012	(3,895.50)
53150000	Contr Svc-Other	UZ	2000000102	8/31/2012	174.76
53150000	Contr Svc-Other	UZ	2000000104	8/31/2012	(633.76)
53150000	Contr Svc-Other	UZ	2000000106	8/31/2012	(85,000.00)
53150000	Contr Svc-Other	UZ	2000000049	8/31/2012	(715.50)
53150000	Contr Svc-Other	UZ	2000000106	8/31/2012	(5,000.00)
53150000	Contr Svc-Other	UZ	2000000106	8/31/2012	(50,000.00)
53150000	Contr Svc-Other	UZ	2000000106	8/31/2012	(62,000.00)
53150000	Contr Svc-Other	UZ	2000000049	8/31/2012	(85,515.50)
53150000	Contr Svc-Other	UZ	2000000102	8/31/2012	2,435.52
53150000	Contr Svc-Other	UZ	2000000049	8/31/2012	(12,250.00)
53150000	Contr Svc-Other	UZ	2000000051	8/31/2012	(60,000.00)
53150000	Contr Svc-Other	UZ	2000000049	8/31/2012	(39,637.00)
53150000	Contr Svc-Other	UZ	2000000049	8/31/2012	(21,624.00)
53150000	Contr Svc-Other	UZ	2000000106	8/31/2012	(20,000.00)
53150000	Contr Svc-Other	UZ	2000000106	8/31/2012	(100,000.00)
53150000	Contr Svc-Other	UZ	2000000106	8/31/2012	(9,500.07)
53150000	Contr Svc-Other	UZ	2000000106	8/31/2012	(9,483.30)
53150000	Contr Svc-Other	UZ	2000000106	8/31/2012	(9,500.07)
53150013	Contr Svc-Other WT	CS	9300000362	8/31/2012	(2,200.00)
53150013	Contr Svc-Other WT	CS	9300000180	8/31/2012	3,048.97
53150013	Contr Svc-Other WT	CS	9300000358	8/31/2012	2,383.70
53150013	Contr Svc-Other WT	CS	9300001195	8/31/2012	5,000.00
53150013	Contr Svc-Other WT	CS	9300000443	8/31/2012	3,968.01
53150013	Contr Svc-Other WT	CS	9300000470	8/31/2012	1,713.52
53150013	Contr Svc-Other WT	CS	9300000291	8/31/2012	718.65
53150013	Contr Svc-Other WT	CS	9300000437	8/31/2012	767.91
53150013	Contr Svc-Other WT	CS	9300000298	8/31/2012	296.80
53150013	Contr Svc-Other WT	CS	9300000420	8/31/2012	162.83
53150013	Contr Svc-Other WT	CS	9300000419	8/31/2012	1,060.00
53150014	Contr Svc-Other TD	CS	9300000371	8/31/2012	(12,614.81)
53150014	Contr Svc-Other TD	CS	9300001196	8/31/2012	2,800.00
53150015	Contr Svc-Other CA	CS	9300000337	8/31/2012	(659.13)
53150016	Contr Svc-Other AG	CS	9300001006	8/31/2012	(14,976.00)
53150016	Contr Svc-Other AG	CS	9300001198	8/31/2012	9,888.75
53150016	Contr Svc-Other AG	CS	9300000517	8/31/2012	10,418.14
53150016	Contr Svc-Other AG	CS	9300000376	8/31/2012	32.12
53150016	Contr Svc-Other AG	CS	9300000376	8/31/2012	(32.12)
53150016	Contr Svc-Other AG	CS	9300000310	8/31/2012	49.18
53150016	Contr Svc-Other AG	CS	9300000310	8/31/2012	(49.18)
53151000	Contr Svc-Temp EE	SV	100001007	8/31/2012	3,956.00
53151000	Contr Svc-Temp EE	SV	100001015	8/31/2012	1,674.78
53151000	Contr Svc-Temp EE	SV	100001015	8/31/2012	311.98
53151000	Contr Svc-Temp EE	SV	100001015	8/31/2012	2,501.40
53151000	Contr Svc-Temp EE	SV	100001015	8/31/2012	305.20
53151000	Contr Svc-Temp EE	SV	100001015	8/31/2012	641.20
53151000	Contr Svc-Temp EE	CS	9300000371	8/31/2012	1,204.00
53151000	Contr Svc-Temp EE	CS	9300001196	8/31/2012	(3,956.00)
53151000	Contr Svc-Temp EE	CS	9300000376	8/31/2012	(11,355.14)
53151000	Contr Svc-Temp EE	CS	9300000469	8/31/2012	(826.80)
53151000	Contr Svc-Temp EE	CS	9300001204	8/31/2012	(4,176.18)
53151000	Contr Svc-Temp EE	CS	9300001202	8/31/2012	(617.18)
53151000	Contr Svc-Temp EE	CS	9300001203	8/31/2012	(641.20)
53151014	Contr Svc-Temp EE TD	CS	9300000371	8/31/2012	(1,204.00)
53151014	Contr Svc-Temp EE TD	CS	9300001196	8/31/2012	3,956.00
53151014	Contr Svc-Temp EE TD	CS	9300001204	8/31/2012	4,176.18
53151014	Contr Svc-Temp EE TD	CS	9300001202	8/31/2012	617.18
53151014	Contr Svc-Temp EE TD	CS	9300001203	8/31/2012	641.20
53151016	Contr Svc-Temp EE AG	CS	9300000376	8/31/2012	11,355.14
53151016	Contr Svc-Temp EE AG	CS	9300000376	8/31/2012	826.80
53151016	Contr Svc-Temp EE AG	CS	9300000376	8/31/2012	(826.80)
53151016	Contr Svc-Temp EE AG	CS	9300000469	8/31/2012	826.80
53152000	Contr Svc-Lab Testng	CF	9300000471	8/31/2012	(1,388.82)
53152000	Contr Svc-Lab Testng	CF	9300000471	8/31/2012	1,388.82
53152000	Contr Svc-Lab Testng	CF	9300000200	8/31/2012	(1,385.27)
53152000	Contr Svc-Lab Testng	CF	9300000200	8/31/2012	1,385.27
53154000	Contr Svc-Audit Fees	SA	100000935	8/31/2012	584.00

Kentucky American Water Company  
Case No. 2012-00520  
Response to PSC DR1, Item 31

Account	Description	Doc Type	Document Number	Posting Date	Amount
53154000	Contr Svc-Audit Fees	CF	9300000518	8/31/2012	(584.00)
53154000	Contr Svc-Audit Fees	CF	9300000518	8/31/2012	584.00
53154000	Contr Svc-Audit Fees	SA	100000869	8/31/2012	7,371.00
53154000	Contr Svc-Audit Fees	CF	9300000418	8/31/2012	(7,371.00)
53154000	Contr Svc-Audit Fees	CF	9300000418	8/31/2012	7,371.00
53155000	Contr Svc-Legal	SV	100000954	8/31/2012	6,789.48
53155000	Contr Svc-Legal	SV	100000954	8/31/2012	11,696.60
53155000	Contr Svc-Legal	SV	100000954	8/31/2012	6,404.50
53155000	Contr Svc-Legal	SV	100000954	8/31/2012	379.00
53155000	Contr Svc-Legal	SV	100000954	8/31/2012	27,238.96
53155000	Contr Svc-Legal	SV	100000954	8/31/2012	11,317.90
53155000	Contr Svc-Legal	SV	100000954	8/31/2012	33.30
53155000	Contr Svc-Legal	CF	9300001009	8/31/2012	(57,076.24)
53155000	Contr Svc-Legal	CF	9300001009	8/31/2012	57,076.24
53155000	Contr Svc-Legal	CF	9300000297	8/31/2012	24,006.70
53155000	Contr Svc-Legal	CF	9300000297	8/31/2012	(24,006.70)
53155000	Contr Svc-Legal	CF	9300000304	8/31/2012	(108.08)
53155000	Contr Svc-Legal	CF	9300000304	8/31/2012	108.08
53155000	Contr Svc-Legal	UT	9300001004	8/31/2012	(6,783.50)
53401000	AWWSC Labor OPEX	CF	9300000519	8/31/2012	1.58
53401000	AWWSC Labor OPEX	CF	9300000519	8/31/2012	1.58
53401000	AWWSC Labor OPEX	CF	9300000520	8/31/2012	3.16
53401000	AWWSC Labor OPEX	CF	9300000521	8/31/2012	13.64
53401000	AWWSC Labor OPEX	CF	9300000522	8/31/2012	5.20
53401000	AWWSC Labor OPEX	CF	9300000523	8/31/2012	5.08
53401000	AWWSC Labor OPEX	CF	9300000524	8/31/2012	8,720.36
53401000	AWWSC Labor OPEX	CF	9300000524	8/31/2012	1,184.53
53401000	AWWSC Labor OPEX	CF	9300000525	8/31/2012	1,415.55
53401000	AWWSC Labor OPEX	CF	9300000525	8/31/2012	248.95
53401000	AWWSC Labor OPEX	CF	9300000526	8/31/2012	1,506.92
53401000	AWWSC Labor OPEX	CF	9300000526	8/31/2012	370.46
53401000	AWWSC Labor OPEX	CF	9300000527	8/31/2012	3,081.64
53401000	AWWSC Labor OPEX	CF	9300000527	8/31/2012	422.64
53401000	AWWSC Labor OPEX	CF	9300000528	8/31/2012	2,749.26
53401000	AWWSC Labor OPEX	CF	9300000528	8/31/2012	389.00
53401000	AWWSC Labor OPEX	CF	9300000529	8/31/2012	2,729.09
53401000	AWWSC Labor OPEX	CF	9300000529	8/31/2012	397.18
53401000	AWWSC Labor OPEX	CF	9300000531	8/31/2012	309.28
53401000	AWWSC Labor OPEX	CF	9300000738	8/31/2012	339.12
53401000	AWWSC Labor OPEX	CF	9300000738	8/31/2012	14.31
53401000	AWWSC Labor OPEX	CF	9300000739	8/31/2012	342.77
53401000	AWWSC Labor OPEX	CF	9300000740	8/31/2012	438.61
53401000	AWWSC Labor OPEX	CF	9300000740	8/31/2012	2.96
53401000	AWWSC Labor OPEX	CF	9300000741	8/31/2012	26.77
53401000	AWWSC Labor OPEX	CF	9300000741	8/31/2012	17.55
53401000	AWWSC Labor OPEX	CF	9300000742	8/31/2012	125.95
53401000	AWWSC Labor OPEX	CF	9300000742	8/31/2012	4.15
53401000	AWWSC Labor OPEX	CF	9300000743	8/31/2012	2,639.57
53401000	AWWSC Labor OPEX	CF	9300000743	8/31/2012	82.40
53401000	AWWSC Labor OPEX	CF	9300000744	8/31/2012	1,400.67
53401000	AWWSC Labor OPEX	CF	9300000744	8/31/2012	9.00
53401000	AWWSC Labor OPEX	CF	9300000745	8/31/2012	2,573.57
53401000	AWWSC Labor OPEX	CF	9300000746	8/31/2012	2,503.75
53401000	AWWSC Labor OPEX	CF	9300000746	8/31/2012	5.19
53401000	AWWSC Labor OPEX	CF	9300000747	8/31/2012	4,144.86
53401000	AWWSC Labor OPEX	CF	9300000747	8/31/2012	39.84
53401000	AWWSC Labor OPEX	CF	9300000748	8/31/2012	13,747.67
53401000	AWWSC Labor OPEX	CF	9300000748	8/31/2012	1,180.52
53401000	AWWSC Labor OPEX	CF	9300000749	8/31/2012	151.72
53401000	AWWSC Labor OPEX	CF	9300000749	8/31/2012	14.42
53401000	AWWSC Labor OPEX	CF	9300000750	8/31/2012	1,679.20
53401000	AWWSC Labor OPEX	CF	9300000750	8/31/2012	46.35
53401000	AWWSC Labor OPEX	CF	9300000751	8/31/2012	1,268.27
53401000	AWWSC Labor OPEX	CF	9300000751	8/31/2012	195.26
53401000	AWWSC Labor OPEX	CF	9300000752	8/31/2012	284.73
53401000	AWWSC Labor OPEX	CF	9300000753	8/31/2012	2,796.68
53401000	AWWSC Labor OPEX	CF	9300000753	8/31/2012	481.77
53401000	AWWSC Labor OPEX	CF	9300000754	8/31/2012	10.14
53401000	AWWSC Labor OPEX	CF	9300000755	8/31/2012	70.26
53401000	AWWSC Labor OPEX	CF	9300000756	8/31/2012	299.39
53401000	AWWSC Labor OPEX	CF	9300000758	8/31/2012	239.29
53401000	AWWSC Labor OPEX	CF	9300000759	8/31/2012	32,791.73
53401000	AWWSC Labor OPEX	CF	9300000759	8/31/2012	3,310.08
53401000	AWWSC Labor OPEX	CF	9300000760	8/31/2012	2.98
53401000	AWWSC Labor OPEX	CF	9300000760	8/31/2012	2.55
53401000	AWWSC Labor OPEX	CF	9300000761	8/31/2012	483.31
53401000	AWWSC Labor OPEX	CF	9300000761	8/31/2012	91.63

Kentucky American Water Company  
Case No. 2012-00520  
Response to PSC DR1, Item 31

Account	Description	Doc Type	Document Number	Posting Date	Amount
53401000	AWWSC Labor OPEX	CF	9300000762	8/31/2012	27,256.63
53401000	AWWSC Labor OPEX	CF	9300000762	8/31/2012	2,152.24
53401000	AWWSC Labor OPEX	CF	9300000763	8/31/2012	923.46
53401000	AWWSC Labor OPEX	CF	9300000763	8/31/2012	43.86
53401000	AWWSC Labor OPEX	CF	9300000764	8/31/2012	419.72
53401000	AWWSC Labor OPEX	CF	9300000764	8/31/2012	8.48
53401000	AWWSC Labor OPEX	CF	9300000765	8/31/2012	639.96
53401000	AWWSC Labor OPEX	CF	9300000765	8/31/2012	58.42
53401000	AWWSC Labor OPEX	CF	9300000771	8/31/2012	966.41
53401000	AWWSC Labor OPEX	CF	9300000771	8/31/2012	204.86
53401000	AWWSC Labor OPEX	CF	9300000772	8/31/2012	3,608.47
53401000	AWWSC Labor OPEX	CF	9300000772	8/31/2012	251.38
53401000	AWWSC Labor OPEX	CF	9300000773	8/31/2012	1,643.52
53401000	AWWSC Labor OPEX	CF	9300000773	8/31/2012	24.98
53401000	AWWSC Labor OPEX	CF	9300000774	8/31/2012	744.83
53401000	AWWSC Labor OPEX	CF	9300000774	8/31/2012	158.96
53401000	AWWSC Labor OPEX	CF	9300000775	8/31/2012	1,076.48
53401000	AWWSC Labor OPEX	CF	9300000775	8/31/2012	141.64
53401000	AWWSC Labor OPEX	CF	9300000776	8/31/2012	328.91
53401000	AWWSC Labor OPEX	CF	9300000776	8/31/2012	169.01
53401000	AWWSC Labor OPEX	CF	9300000778	8/31/2012	1,603.85
53401000	AWWSC Labor OPEX	CF	9300000778	8/31/2012	48.50
53401000	AWWSC Labor OPEX	CF	9300000779	8/31/2012	42.59
53401000	AWWSC Labor OPEX	CF	9300000780	8/31/2012	487.59
53401000	AWWSC Labor OPEX	CF	9300000781	8/31/2012	1,313.61
53401000	AWWSC Labor OPEX	CF	9300000781	8/31/2012	107.96
53401000	AWWSC Labor OPEX	CF	9300000782	8/31/2012	1,661.52
53401000	AWWSC Labor OPEX	CF	9300000782	8/31/2012	240.20
53401000	AWWSC Labor OPEX	CF	9300000783	8/31/2012	300.81
53401000	AWWSC Labor OPEX	CF	9300000784	8/31/2012	1.13
53401000	AWWSC Labor OPEX	CF	9300000786	8/31/2012	154.84
53401000	AWWSC Labor OPEX	CF	9300000787	8/31/2012	5.54
53401000	AWWSC Labor OPEX	CF	9300000788	8/31/2012	230.28
53401000	AWWSC Labor OPEX	CF	9300000789	8/31/2012	632.03
53401000	AWWSC Labor OPEX	CF	9300000789	8/31/2012	44.82
53401000	AWWSC Labor OPEX	CF	9300000790	8/31/2012	1,352.44
53401000	AWWSC Labor OPEX	CF	9300000790	8/31/2012	45.43
53401000	AWWSC Labor OPEX	CF	9300000791	8/31/2012	178.56
53401000	AWWSC Labor OPEX	CF	9300000792	8/31/2012	3,558.55
53401000	AWWSC Labor OPEX	CF	9300000792	8/31/2012	225.07
53401000	AWWSC Labor OPEX	CF	9300000793	8/31/2012	69.58
53401000	AWWSC Labor OPEX	CF	9300000794	8/31/2012	28.78
53401000	AWWSC Labor OPEX	CF	9300000795	8/31/2012	9.60
53401000	AWWSC Labor OPEX	CF	9300000796	8/31/2012	16.82
53401000	AWWSC Labor OPEX	CF	9300000797	8/31/2012	1,380.49
53401000	AWWSC Labor OPEX	CF	9300000798	8/31/2012	72.73
53401000	AWWSC Labor OPEX	CF	9300000799	8/31/2012	31.88
53401000	AWWSC Labor OPEX	CF	9300000800	8/31/2012	1,078.24
53401000	AWWSC Labor OPEX	CF	9300000801	8/31/2012	51.82
53401000	AWWSC Labor OPEX	CF	9300000802	8/31/2012	303.76
53401000	AWWSC Labor OPEX	CF	9300000803	8/31/2012	186.24
53401000	AWWSC Labor OPEX	CF	9300000805	8/31/2012	290.10
53401000	AWWSC Labor OPEX	CF	9300000806	8/31/2012	204.14
53401000	AWWSC Labor OPEX	CF	9300000807	8/31/2012	158.35
53401000	AWWSC Labor OPEX	CF	9300000808	8/31/2012	332.76
53401000	AWWSC Labor OPEX	CF	9300000809	8/31/2012	14.39
53401000	AWWSC Labor OPEX	CF	9300000810	8/31/2012	167.86
53401000	AWWSC Labor OPEX	CF	9300000811	8/31/2012	595.54
53401000	AWWSC Labor OPEX	CF	9300000812	8/31/2012	79.30
53401000	AWWSC Labor OPEX	CF	9300000814	8/31/2012	59.78
53401000	AWWSC Labor OPEX	CF	9300000816	8/31/2012	1,045.32
53401000	AWWSC Labor OPEX	CF	9300000816	8/31/2012	225.11
53401000	AWWSC Labor OPEX	CF	9300000817	8/31/2012	917.72
53401000	AWWSC Labor OPEX	CF	9300000818	8/31/2012	2,885.85
53401000	AWWSC Labor OPEX	CF	9300000818	8/31/2012	91.09
53401000	AWWSC Labor OPEX	CF	9300000819	8/31/2012	110.26
53401000	AWWSC Labor OPEX	CF	9300000824	8/31/2012	142.38
53401000	AWWSC Labor OPEX	CF	9300000824	8/31/2012	180.75
53401000	AWWSC Labor OPEX	CF	9300000830	8/31/2012	993.17
53401000	AWWSC Labor OPEX	CF	9300000831	8/31/2012	1,251.25
53401000	AWWSC Labor OPEX	CF	9300000832	8/31/2012	3,247.37
53401000	AWWSC Labor OPEX	CF	9300000832	8/31/2012	266.98
53401000	AWWSC Labor OPEX	CF	9300000833	8/31/2012	1,261.00
53401000	AWWSC Labor OPEX	CF	9300000833	8/31/2012	25.35
53401000	AWWSC Labor OPEX	CF	9300000834	8/31/2012	961.43
53401000	AWWSC Labor OPEX	CF	9300000834	8/31/2012	138.35
53401000	AWWSC Labor OPEX	CF	9300000835	8/31/2012	1,439.25

Kentucky American Water Company  
Case No. 2012-00520  
Response to PSC DR1, Item 31

Account	Description	Doc Type	Document Number	Posting Date	Amount
53401000	AWWSC Labor OPEX	CF	9300000835	8/31/2012	26.61
53401000	AWWSC Labor OPEX	CF	9300000836	8/31/2012	1,985.66
53401000	AWWSC Labor OPEX	CF	9300000836	8/31/2012	197.31
53401000	AWWSC Labor OPEX	CF	9300000837	8/31/2012	3,232.57
53401000	AWWSC Labor OPEX	CF	9300000838	8/31/2012	1,358.14
53401000	AWWSC Labor OPEX	CF	9300000838	8/31/2012	9.21
53401000	AWWSC Labor OPEX	CF	9300000839	8/31/2012	45.70
53401000	AWWSC Labor OPEX	CF	9300000840	8/31/2012	2,656.54
53401000	AWWSC Labor OPEX	CF	9300000840	8/31/2012	1.19
53401000	AWWSC Labor OPEX	CF	9300000842	8/31/2012	(8,720.36)
53401000	AWWSC Labor OPEX	CF	9300000842	8/31/2012	(1,184.53)
53401000	AWWSC Labor OPEX	CF	9300000843	8/31/2012	237.07
53401000	AWWSC Labor OPEX	CF	9300000843	8/31/2012	429.23
53401000	AWWSC Labor OPEX	CF	9300000844	8/31/2012	1,292.03
53401000	AWWSC Labor OPEX	CF	9300000845	8/31/2012	(11,482.46)
53401000	AWWSC Labor OPEX	CF	9300000845	8/31/2012	(65,722.81)
53401000	AWWSC Labor OPEX	CF	9300000846	8/31/2012	1,878.95
53401000	AWWSC Labor OPEX	CF	9300000849	8/31/2012	4,307.31
53401000	AWWSC Labor OPEX	CF	9300000850	8/31/2012	1,650.51
53401000	AWWSC Labor OPEX	CF	9300000851	8/31/2012	490.64
53401000	AWWSC Labor OPEX	CF	9300000852	8/31/2012	1,667.21
53401000	AWWSC Labor OPEX	CF	9300000853	8/31/2012	1,306.72
53401000	AWWSC Labor OPEX	CF	9300000854	8/31/2012	1,869.12
53401000	AWWSC Labor OPEX	CF	9300000854	8/31/2012	124.04
53401000	AWWSC Labor OPEX	CF	9300000855	8/31/2012	1,476.80
53401000	AWWSC Labor OPEX	CF	9300000856	8/31/2012	1,851.49
53401000	AWWSC Labor OPEX	CF	9300000856	8/31/2012	118.78
53401000	AWWSC Labor OPEX	CF	9300000857	8/31/2012	5,378.63
53401000	AWWSC Labor OPEX	CF	9300000857	8/31/2012	191.90
53401000	AWWSC Labor OPEX	CF	9300000859	8/31/2012	854.23
53401000	AWWSC Labor OPEX	CF	9300000859	8/31/2012	50.51
53401000	AWWSC Labor OPEX	CF	9300000860	8/31/2012	1,154.88
53401000	AWWSC Labor OPEX	CF	9300000861	8/31/2012	1,159.39
53401000	AWWSC Labor OPEX	CF	9300000861	8/31/2012	455.34
53401000	AWWSC Labor OPEX	CF	9300000863	8/31/2012	1,004.13
53401000	AWWSC Labor OPEX	CF	9300000863	8/31/2012	187.96
53401000	AWWSC Labor OPEX	CF	9300000865	8/31/2012	698.02
53401000	AWWSC Labor OPEX	CF	9300000865	8/31/2012	182.57
53401000	AWWSC Labor OPEX	CF	9300000866	8/31/2012	61.36
53401000	AWWSC Labor OPEX	CF	9300000867	8/31/2012	1,578.83
53401000	AWWSC Labor OPEX	CF	9300000868	8/31/2012	1,080.86
53401000	AWWSC Labor OPEX	CF	9300000870	8/31/2012	607.85
53401000	AWWSC Labor OPEX	CF	9300000871	8/31/2012	72.07
53401000	AWWSC Labor OPEX	CF	9300000871	8/31/2012	23.24
53401000	AWWSC Labor OPEX	CF	9300000872	8/31/2012	130.22
53401000	AWWSC Labor OPEX	CF	9300000872	8/31/2012	47.28
53401000	AWWSC Labor OPEX	CF	9300000873	8/31/2012	25.10
53401000	AWWSC Labor OPEX	CF	9300000875	8/31/2012	423.63
53401000	AWWSC Labor OPEX	CF	9300000876	8/31/2012	3,898.92
53401000	AWWSC Labor OPEX	CF	9300000877	8/31/2012	2,128.53
53401000	AWWSC Labor OPEX	CF	9300000877	8/31/2012	284.72
53401000	AWWSC Labor OPEX	CF	9300000878	8/31/2012	622.96
53401000	AWWSC Labor OPEX	CF	9300000878	8/31/2012	49.63
53401000	AWWSC Labor OPEX	CF	9300000879	8/31/2012	1,309.74
53401000	AWWSC Labor OPEX	CF	9300000881	8/31/2012	2,198.94
53401000	AWWSC Labor OPEX	CF	9300000881	8/31/2012	2,433.97
53401000	AWWSC Labor OPEX	CF	9300000883	8/31/2012	1,053.21
53401000	AWWSC Labor OPEX	CF	9300000883	8/31/2012	165.09
53401000	AWWSC Labor OPEX	CF	9300000885	8/31/2012	2,336.64
53401000	AWWSC Labor OPEX	CF	9300000885	8/31/2012	178.93
53401000	AWWSC Labor OPEX	CF	9300000886	8/31/2012	322.11
53401000	AWWSC Labor OPEX	CF	9300000889	8/31/2012	5,018.87
53401000	AWWSC Labor OPEX	CF	9300000891	8/31/2012	456.88
53401000	AWWSC Labor OPEX	CF	9300000894	8/31/2012	20.06
53401000	AWWSC Labor OPEX	CF	9300000895	8/31/2012	219.36
53401000	AWWSC Labor OPEX	CF	9300000896	8/31/2012	135.60
53401000	AWWSC Labor OPEX	CF	9300000897	8/31/2012	1.20
53401000	AWWSC Labor OPEX	CF	9300000898	8/31/2012	32.86
53401000	AWWSC Labor OPEX	CF	9300000899	8/31/2012	236.23
53401000	AWWSC Labor OPEX	CF	9300000900	8/31/2012	55.58
53401000	AWWSC Labor OPEX	CF	9300000903	8/31/2012	1,687.06
53401000	AWWSC Labor OPEX	CF	9300000903	8/31/2012	248.08
53401000	AWWSC Labor OPEX	CF	9300000905	8/31/2012	1,468.88
53401000	AWWSC Labor OPEX	CF	9300000906	8/31/2012	1,362.22
53401000	AWWSC Labor OPEX	CF	9300000906	8/31/2012	80.90
53401000	AWWSC Labor OPEX	CF	9300000907	8/31/2012	292.10
53401000	AWWSC Labor OPEX	CF	9300000907	8/31/2012	2,698.05

Kentucky American Water Company  
Case No. 2012-00520  
Response to PSC DR1, Item 31

Account	Description	Doc Type	Document Number	Posting Date	Amount
53401000	AWWSC Labor OPEX	CF	9300000908	8/31/2012	175.23
53401000	AWWSC Labor OPEX	CF	9300000909	8/31/2012	1,216.46
53401000	AWWSC Labor OPEX	CF	9300000910	8/31/2012	2,480.64
53401000	AWWSC Labor OPEX	CF	9300000914	8/31/2012	1,392.68
53401000	AWWSC Labor OPEX	CF	9300000914	8/31/2012	694.23
53401000	AWWSC Labor OPEX	CF	9300000916	8/31/2012	1,195.11
53401000	AWWSC Labor OPEX	CF	9300000916	8/31/2012	176.72
53401000	AWWSC Labor OPEX	CF	9300000917	8/31/2012	2,763.46
53401000	AWWSC Labor OPEX	CF	9300000917	8/31/2012	410.69
53401000	AWWSC Labor OPEX	CF	9300000918	8/31/2012	3,596.22
53401000	AWWSC Labor OPEX	CF	9300000918	8/31/2012	2.68
53401000	AWWSC Labor OPEX	CF	9300000920	8/31/2012	1,328.29
53401000	AWWSC Labor OPEX	CF	9300000920	8/31/2012	192.09
53401000	AWWSC Labor OPEX	CF	9300000921	8/31/2012	265.45
53401000	AWWSC Labor OPEX	CF	9300000922	8/31/2012	460.37
53401000	AWWSC Labor OPEX	CF	9300000922	8/31/2012	49.15
53401000	AWWSC Labor OPEX	CF	9300000923	8/31/2012	22.64
53401000	AWWSC Labor OPEX	CF	9300000923	8/31/2012	46.23
53401000	AWWSC Labor OPEX	CF	9300000924	8/31/2012	5,735.31
53401000	AWWSC Labor OPEX	CF	9300000924	8/31/2012	1,896.76
53401000	AWWSC Labor OPEX	CF	9300000925	8/31/2012	6,627.64
53401000	AWWSC Labor OPEX	CF	9300000925	8/31/2012	267.51
53401000	AWWSC Labor OPEX	CF	9300000926	8/31/2012	126.35
53401000	AWWSC Labor OPEX	CF	9300000927	8/31/2012	446.74
53401000	AWWSC Labor OPEX	CF	9300000929	8/31/2012	12,177.00
53401000	AWWSC Labor OPEX	CF	9300000930	8/31/2012	50.10
53401000	AWWSC Labor OPEX	CF	9300000931	8/31/2012	57.04
53401000	AWWSC Labor OPEX	CF	9300000933	8/31/2012	1,310.12
53401000	AWWSC Labor OPEX	CF	9300000934	8/31/2012	39,670.63
53401000	AWWSC Labor OPEX	CF	9300000934	8/31/2012	9,526.63
53401000	AWWSC Labor OPEX	CF	9300000935	8/31/2012	2.18
53401000	AWWSC Labor OPEX	CF	9300000936	8/31/2012	137.48
53401000	AWWSC Labor OPEX	CF	9300000937	8/31/2012	14.30
53401000	AWWSC Labor OPEX	CF	9300000938	8/31/2012	217.25
53401000	AWWSC Labor OPEX	CF	9300000939	8/31/2012	206.00
53401000	AWWSC Labor OPEX	CF	9300000940	8/31/2012	117.18
53401000	AWWSC Labor OPEX	CF	9300000941	8/31/2012	77.36
53401000	AWWSC Labor OPEX	CF	9300000942	8/31/2012	718.61
53401000	AWWSC Labor OPEX	CF	9300000943	8/31/2012	126.34
53401000	AWWSC Labor OPEX	CF	9300000944	8/31/2012	64.20
53401000	AWWSC Labor OPEX	CF	9300000946	8/31/2012	1,708.80
53401000	AWWSC Labor OPEX	CF	9300000951	8/31/2012	557.52
53401000	AWWSC Labor OPEX	CF	9300000952	8/31/2012	1,658.46
53401000	AWWSC Labor OPEX	CF	9300000954	8/31/2012	1,171.37
53401000	AWWSC Labor OPEX	CF	9300000954	8/31/2012	0.73
53401000	AWWSC Labor OPEX	CF	9300000955	8/31/2012	499.90
53401000	AWWSC Labor OPEX	CF	9300000956	8/31/2012	1,024.02
53401000	AWWSC Labor OPEX	CF	9300000957	8/31/2012	252.01
53401000	AWWSC Labor OPEX	CF	9300000959	8/31/2012	8.56
53401000	AWWSC Labor OPEX	CF	9300000961	8/31/2012	(33,800.17)
53401000	AWWSC Labor OPEX	CF	9300000961	8/31/2012	(9,498.52)
53401000	AWWSC Labor OPEX	CF	9300000962	8/31/2012	2,439.49
53401000	AWWSC Labor OPEX	CF	9300000962	8/31/2012	319.54
53401000	AWWSC Labor OPEX	CF	9300000964	8/31/2012	2,413.13
53401000	AWWSC Labor OPEX	CF	9300000964	8/31/2012	20.78
53401000	AWWSC Labor OPEX	CF	9300000966	8/31/2012	3,407.69
53401000	AWWSC Labor OPEX	CF	9300000966	8/31/2012	49.13
53401000	AWWSC Labor OPEX	CF	9300000967	8/31/2012	3,241.98
53401000	AWWSC Labor OPEX	CF	9300000967	8/31/2012	158.80
53401000	AWWSC Labor OPEX	CF	9300000968	8/31/2012	3,048.42
53401000	AWWSC Labor OPEX	CF	9300000968	8/31/2012	2,109.30
53401000	AWWSC Labor OPEX	CF	9300000970	8/31/2012	1,010.37
53401000	AWWSC Labor OPEX	CF	9300000971	8/31/2012	741.60
53401000	AWWSC Labor OPEX	CF	9300000973	8/31/2012	639.49
53401000	AWWSC Labor OPEX	CF	9300000974	8/31/2012	2,417.34
53401000	AWWSC Labor OPEX	CF	9300000975	8/31/2012	2,046.68
53401000	AWWSC Labor OPEX	CF	9300000977	8/31/2012	2,951.53
53401000	AWWSC Labor OPEX	CF	9300000977	8/31/2012	5.07
53401000	AWWSC Labor OPEX	CF	9300000978	8/31/2012	974.74
53401000	AWWSC Labor OPEX	CF	9300000979	8/31/2012	911.12
53401000	AWWSC Labor OPEX	CF	9300000980	8/31/2012	1,142.88
53401000	AWWSC Labor OPEX	CF	9300000981	8/31/2012	89.15
53401000	AWWSC Labor OPEX	CF	9300000982	8/31/2012	5,915.83
53401000	AWWSC Labor OPEX	CF	9300000982	8/31/2012	24.36
53401000	AWWSC Labor OPEX	CF	9300000983	8/31/2012	1,154.00
53401000	AWWSC Labor OPEX	CF	9300000984	8/31/2012	376.16
53401000	AWWSC Labor OPEX	CF	9300000985	8/31/2012	9,328.62

Kentucky American Water Company  
 Case No. 2012-00520  
 Response to PSC DR1, Item 31

Account	Description	Doc Type	Document Number	Posting Date	Amount
53401000	AWWSC Labor OPEX	CF	9300000986	8/31/2012	5,901.52
53401000	AWWSC Labor OPEX	CF	9300000987	8/31/2012	7,340.17
53401000	AWWSC Labor OPEX	CF	9300000988	8/31/2012	7,835.28
53401000	AWWSC Labor OPEX	CF	9300000990	8/31/2012	473.39
53401000	AWWSC Labor OPEX	CF	9300000990	8/31/2012	34.90
53401000	AWWSC Labor OPEX	CF	9300000991	8/31/2012	7.53
53401000	AWWSC Labor OPEX	CF	9300000992	8/31/2012	3,953.88
53401000	AWWSC Labor OPEX	CF	9300000993	8/31/2012	2,633.57
53401000	AWWSC Labor OPEX	CF	9300000994	8/31/2012	4,758.12
53401000	AWWSC Labor OPEX	CF	9300000995	8/31/2012	497.62
53401000	AWWSC Labor OPEX	CF	9300000996	8/31/2012	6,301.32
53401000	AWWSC Labor OPEX	CF	9300000997	8/31/2012	5,160.48
53401000	AWWSC Labor OPEX	CF	9300000998	8/31/2012	10.23
53401000	AWWSC Labor OPEX	CF	9300000999	8/31/2012	92.06
53401000	AWWSC Labor OPEX	CF	9300001000	8/31/2012	1,552.76
53401000	AWWSC Labor OPEX	CF	9300001001	8/31/2012	819.52
53401000	AWWSC Labor OPEX	CF	9300001002	8/31/2012	94.80
53401000	AWWSC Labor OPEX	CF	9300001003	8/31/2012	222.24
53401000	AWWSC Labor OPEX	CF	9300001165	8/31/2012	216.58
53401000	AWWSC Labor OPEX	CF	9300001165	8/31/2012	3.33
53401000	AWWSC Labor OPEX	CF	9300001165	8/31/2012	1.28
53401000	AWWSC Labor OPEX	CF	9300001166	8/31/2012	244.57
53401000	AWWSC Labor OPEX	CF	9300001166	8/31/2012	5.35
53401000	AWWSC Labor OPEX	CF	9300001166	8/31/2012	380.02
53401000	AWWSC Labor OPEX	CF	9300001166	8/31/2012	187.54
53401000	AWWSC Labor OPEX	CF	9300001166	8/31/2012	11.55
53401000	AWWSC Labor OPEX	CF	9300001166	8/31/2012	112.59
53401000	AWWSC Labor OPEX	CF	9300001166	8/31/2012	35.67
53401000	AWWSC Labor OPEX	CF	9300001167	8/31/2012	399.09
53401000	AWWSC Labor OPEX	CF	9300001167	8/31/2012	99.48
53401000	AWWSC Labor OPEX	CF	9300001167	8/31/2012	213.66
53401000	AWWSC Labor OPEX	CF	9300001167	8/31/2012	10.49
53401000	AWWSC Labor OPEX	CF	9300001168	8/31/2012	187.55
53401000	AWWSC Labor OPEX	CF	9300001168	8/31/2012	587.08
53401000	AWWSC Labor OPEX	CF	9300001168	8/31/2012	9.89
53401000	AWWSC Labor OPEX	CF	9300001168	8/31/2012	16.98
53401000	AWWSC Labor OPEX	CF	9300001169	8/31/2012	188.62
53401000	AWWSC Labor OPEX	CF	9300001169	8/31/2012	175.04
53401000	AWWSC Labor OPEX	CF	9300001169	8/31/2012	55.87
53401000	AWWSC Labor OPEX	CF	9300001169	8/31/2012	3.80
53401000	AWWSC Labor OPEX	CF	9300001169	8/31/2012	26.16
53401000	AWWSC Labor OPEX	CF	9300001170	8/31/2012	264.50
53401000	AWWSC Labor OPEX	CF	9300001170	8/31/2012	3.31
53401000	AWWSC Labor OPEX	CF	9300001170	8/31/2012	1,737.53
53401000	AWWSC Labor OPEX	CF	9300001171	8/31/2012	253.07
53401000	AWWSC Labor OPEX	CF	9300001171	8/31/2012	1,265.71
53401000	AWWSC Labor OPEX	CF	9300001171	8/31/2012	11.71
53401000	AWWSC Labor OPEX	CF	9300001171	8/31/2012	15.09
53401000	AWWSC Labor OPEX	CF	9300001171	8/31/2012	106.10
53401000	AWWSC Labor OPEX	CF	9300001171	8/31/2012	57.74
53401000	AWWSC Labor OPEX	CF	9300001172	8/31/2012	604.85
53401000	AWWSC Labor OPEX	CF	9300001172	8/31/2012	85.44
53401000	AWWSC Labor OPEX	CF	9300001172	8/31/2012	115.29
53401000	AWWSC Labor OPEX	CF	9300001172	8/31/2012	5.73
53401000	AWWSC Labor OPEX	CF	9300001172	8/31/2012	1,002.44
53401000	AWWSC Labor OPEX	CF	9300001172	8/31/2012	27.29
53401000	AWWSC Labor OPEX	CF	9300001173	8/31/2012	274.32
53401000	AWWSC Labor OPEX	CF	9300001173	8/31/2012	493.04
53401000	AWWSC Labor OPEX	CF	9300001174	8/31/2012	1,065.89
53401000	AWWSC Labor OPEX	CF	9300001174	8/31/2012	17.44
53401000	AWWSC Labor OPEX	CF	9300001174	8/31/2012	1,010.37
53401000	AWWSC Labor OPEX	CF	9300001174	8/31/2012	2,619.12
53401000	AWWSC Labor OPEX	CF	9300001175	8/31/2012	1,325.30
53401000	AWWSC Labor OPEX	CF	9300001175	8/31/2012	1,260.63
53401000	AWWSC Labor OPEX	CF	9300001175	8/31/2012	11.68
53401000	AWWSC Labor OPEX	CF	9300001175	8/31/2012	1,147.20
53401000	AWWSC Labor OPEX	CF	9300001176	8/31/2012	827.92
53401000	AWWSC Labor OPEX	CF	9300001176	8/31/2012	77.44
53401000	AWWSC Labor OPEX	CF	9300001176	8/31/2012	303.85
53401000	AWWSC Labor OPEX	CF	9300001176	8/31/2012	202.03
53401000	AWWSC Labor OPEX	CF	9300001176	8/31/2012	1.32
53401000	AWWSC Labor OPEX	CF	9300001176	8/31/2012	205.64
53401000	AWWSC Labor OPEX	CF	9300001176	8/31/2012	14.32
53401000	AWWSC Labor OPEX	CF	9300001177	8/31/2012	445.53
53401000	AWWSC Labor OPEX	CF	9300001177	8/31/2012	584.93
53401000	AWWSC Labor OPEX	CF	9300001177	8/31/2012	2.89
53401000	AWWSC Labor OPEX	CF	9300001178	8/31/2012	629.61

Kentucky American Water Company  
Case No. 2012-00520  
Response to PSC DR1, Item 31

Account	Description	Doc Type	Document Number	Posting Date	Amount
53401000	AWWSC Labor OPEX	CF	9300001178	8/31/2012	5.16
53401000	AWWSC Labor OPEX	CF	9300001178	8/31/2012	45.71
53401000	AWWSC Labor OPEX	CF	9300001178	8/31/2012	513.39
53401000	AWWSC Labor OPEX	CF	9300001178	8/31/2012	464.01
53401000	AWWSC Labor OPEX	CF	9300001179	8/31/2012	539.94
53401000	AWWSC Labor OPEX	CF	9300001179	8/31/2012	57.59
53401000	AWWSC Labor OPEX	CF	9300001179	8/31/2012	414.32
53401000	AWWSC Labor OPEX	CF	9300001179	8/31/2012	264.77
53401000	AWWSC Labor OPEX	CF	9300001179	8/31/2012	2,372.87
53401000	AWWSC Labor OPEX	CF	9300001180	8/31/2012	1,069.98
53401000	AWWSC Labor OPEX	CF	9300001180	8/31/2012	46.56
53401000	AWWSC Labor OPEX	CF	9300001180	8/31/2012	39.89
53401000	AWWSC Labor OPEX	CF	9300001181	8/31/2012	119.33
53401000	AWWSC Labor OPEX	CF	9300001181	8/31/2012	96.70
53401000	AWWSC Labor OPEX	CF	9300001181	8/31/2012	5.11
53401000	AWWSC Labor OPEX	CF	9300001181	8/31/2012	5.11
53401000	AWWSC Labor OPEX	CF	9300001181	8/31/2012	287.41
53401000	AWWSC Labor OPEX	CF	9300001181	8/31/2012	186.35
53401000	AWWSC Labor OPEX	CF	9300001181	8/31/2012	591.89
53401000	AWWSC Labor OPEX	CF	9300001182	8/31/2012	278.03
53401000	AWWSC Labor OPEX	CF	9300001182	8/31/2012	81.46
53401000	AWWSC Labor OPEX	CF	9300001182	8/31/2012	192.50
53401000	AWWSC Labor OPEX	CF	9300001182	8/31/2012	125.06
53401000	AWWSC Labor OPEX	CF	9300001182	8/31/2012	1.17
53401000	AWWSC Labor OPEX	CF	9300001183	8/31/2012	1,242.58
53401000	AWWSC Labor OPEX	CF	9300001183	8/31/2012	147.77
53401000	AWWSC Labor OPEX	CF	9300001183	8/31/2012	136.20
53401000	AWWSC Labor OPEX	CF	9300001183	8/31/2012	58.35
53401000	AWWSC Labor OPEX	CF	9300001183	8/31/2012	8.84
53401000	AWWSC Labor OPEX	CF	9300001183	8/31/2012	3,319.32
53401000	AWWSC Labor OPEX	CF	9300001183	8/31/2012	147.72
53401000	AWWSC Labor OPEX	CF	9300001184	8/31/2012	11.94
53401000	AWWSC Labor OPEX	CF	9300001184	8/31/2012	731.82
53401000	AWWSC Labor OPEX	CF	9300001184	8/31/2012	30.89
53401000	AWWSC Labor OPEX	CF	9300001184	8/31/2012	3,401.92
53401000	AWWSC Labor OPEX	CF	9300001184	8/31/2012	19.69
53401000	AWWSC Labor OPEX	CF	9300001184	8/31/2012	144.04
53401000	AWWSC Labor OPEX	CF	9300001184	8/31/2012	587.53
53401000	AWWSC Labor OPEX	CF	9300001185	8/31/2012	1,384.20
53401000	AWWSC Labor OPEX	CF	9300001185	8/31/2012	(3.56)
53401000	AWWSC Labor OPEX	CF	9300001185	8/31/2012	383.78
53401000	AWWSC Labor OPEX	CF	9300001185	8/31/2012	154.61
53401000	AWWSC Labor OPEX	CF	9300001185	8/31/2012	42.70
53401000	AWWSC Labor OPEX	CF	9300001186	8/31/2012	56.66
53401000	AWWSC Labor OPEX	CF	9300001186	8/31/2012	172.15
53401000	AWWSC Labor OPEX	CF	9300001186	8/31/2012	1.83
53401000	AWWSC Labor OPEX	CF	9300001186	8/31/2012	17.20
53401000	AWWSC Labor OPEX	CF	9300001186	8/31/2012	23.31
53401000	AWWSC Labor OPEX	CF	9300001186	8/31/2012	1.01
53401100	AWWSC Pension OPEX	CF	9300000524	8/31/2012	1,552.00
53401100	AWWSC Pension OPEX	CF	9300000842	8/31/2012	(1,552.00)
53401100	AWWSC Pension OPEX	CF	9300000934	8/31/2012	7,573.73
53401100	AWWSC Pension OPEX	CF	9300000961	8/31/2012	(7,573.73)
53401100	AWWSC Pension OPEX	CF	9300001165	8/31/2012	379.78
53401100	AWWSC Pension OPEX	CF	9300001165	8/31/2012	188.91
53401100	AWWSC Pension OPEX	CF	9300001165	8/31/2012	188.02
53401100	AWWSC Pension OPEX	CF	9300001166	8/31/2012	131.95
53401100	AWWSC Pension OPEX	CF	9300001166	8/31/2012	253.16
53401100	AWWSC Pension OPEX	CF	9300001166	8/31/2012	439.27
53401100	AWWSC Pension OPEX	CF	9300001166	8/31/2012	323.05
53401100	AWWSC Pension OPEX	CF	9300001167	8/31/2012	428.98
53401100	AWWSC Pension OPEX	CF	9300001167	8/31/2012	91.18
53401100	AWWSC Pension OPEX	CF	9300001167	8/31/2012	84.95
53401100	AWWSC Pension OPEX	CF	9300001167	8/31/2012	57.01
53401100	AWWSC Pension OPEX	CF	9300001167	8/31/2012	196.19
53401100	AWWSC Pension OPEX	CF	9300001168	8/31/2012	504.16
53401100	AWWSC Pension OPEX	CF	9300001168	8/31/2012	237.19
53401100	AWWSC Pension OPEX	CF	9300001168	8/31/2012	306.03
53401100	AWWSC Pension OPEX	CF	9300001169	8/31/2012	263.07
53401100	AWWSC Pension OPEX	CF	9300001169	8/31/2012	123.30
53401100	AWWSC Pension OPEX	CF	9300001169	8/31/2012	131.64
53401100	AWWSC Pension OPEX	CF	9300001169	8/31/2012	621.73
53401100	AWWSC Pension OPEX	CF	9300001170	8/31/2012	49.64
53401100	AWWSC Pension OPEX	CF	9300001170	8/31/2012	702.26
53401100	AWWSC Pension OPEX	CF	9300001170	8/31/2012	107.18
53401100	AWWSC Pension OPEX	CF	9300001170	8/31/2012	1,049.58
53401100	AWWSC Pension OPEX	CF	9300001171	8/31/2012	100.40

Kentucky American Water Company  
Case No. 2012-00520  
Response to PSC DR1, Item 31

Account	Description	Doc Type	Document Number	Posting Date	Amount
53401100	AWWSC Pension OPEX	CF	9300001171	8/31/2012	70.88
53401100	AWWSC Pension OPEX	CF	9300001172	8/31/2012	3,677.76
53401100	AWWSC Pension OPEX	CF	9300001172	8/31/2012	247.57
53401100	AWWSC Pension OPEX	CF	9300001173	8/31/2012	537.63
53401100	AWWSC Pension OPEX	CF	9300001173	8/31/2012	87.81
53401100	AWWSC Pension OPEX	CF	9300001173	8/31/2012	723.36
53401100	AWWSC Pension OPEX	CF	9300001174	8/31/2012	1,167.55
53401100	AWWSC Pension OPEX	CF	9300001174	8/31/2012	600.19
53401100	AWWSC Pension OPEX	CF	9300001174	8/31/2012	297.16
53401100	AWWSC Pension OPEX	CF	9300001175	8/31/2012	473.48
53401100	AWWSC Pension OPEX	CF	9300001175	8/31/2012	491.05
53401100	AWWSC Pension OPEX	CF	9300001175	8/31/2012	379.57
53401100	AWWSC Pension OPEX	CF	9300001175	8/31/2012	234.14
53401100	AWWSC Pension OPEX	CF	9300001175	8/31/2012	673.05
53401100	AWWSC Pension OPEX	CF	9300001176	8/31/2012	2,455.62
53401100	AWWSC Pension OPEX	CF	9300001176	8/31/2012	3,631.63
53401100	AWWSC Pension OPEX	CF	9300001176	8/31/2012	550.75
53401100	AWWSC Pension OPEX	CF	9300001176	8/31/2012	289.06
53401100	AWWSC Pension OPEX	CF	9300001176	8/31/2012	733.37
53401100	AWWSC Pension OPEX	CF	9300001177	8/31/2012	958.32
53401100	AWWSC Pension OPEX	CF	9300001177	8/31/2012	694.27
53401100	AWWSC Pension OPEX	CF	9300001177	8/31/2012	130.42
53401100	AWWSC Pension OPEX	CF	9300001177	8/31/2012	41.76
53401100	AWWSC Pension OPEX	CF	9300001177	8/31/2012	167.37
53401100	AWWSC Pension OPEX	CF	9300001177	8/31/2012	242.15
53401100	AWWSC Pension OPEX	CF	9300001178	8/31/2012	2,413.84
53401100	AWWSC Pension OPEX	CF	9300001178	8/31/2012	363.16
53401100	AWWSC Pension OPEX	CF	9300001178	8/31/2012	143.03
53401100	AWWSC Pension OPEX	CF	9300001178	8/31/2012	275.64
53401100	AWWSC Pension OPEX	CF	9300001178	8/31/2012	52.84
53401100	AWWSC Pension OPEX	CF	9300001179	8/31/2012	107.39
53401100	AWWSC Pension OPEX	CF	9300001179	8/31/2012	273.63
53401100	AWWSC Pension OPEX	CF	9300001179	8/31/2012	214.98
53401100	AWWSC Pension OPEX	CF	9300001180	8/31/2012	73.94
53401100	AWWSC Pension OPEX	CF	9300001180	8/31/2012	122.60
53401100	AWWSC Pension OPEX	CF	9300001180	8/31/2012	48.47
53401100	AWWSC Pension OPEX	CF	9300001180	8/31/2012	117.21
53401100	AWWSC Pension OPEX	CF	9300001180	8/31/2012	131.18
53401100	AWWSC Pension OPEX	CF	9300001181	8/31/2012	250.17
53401100	AWWSC Pension OPEX	CF	9300001181	8/31/2012	178.39
53401100	AWWSC Pension OPEX	CF	9300001181	8/31/2012	61.00
53401100	AWWSC Pension OPEX	CF	9300001182	8/31/2012	81.28
53401100	AWWSC Pension OPEX	CF	9300001182	8/31/2012	284.90
53401100	AWWSC Pension OPEX	CF	9300001182	8/31/2012	149.42
53401100	AWWSC Pension OPEX	CF	9300001182	8/31/2012	120.85
53401100	AWWSC Pension OPEX	CF	9300001182	8/31/2012	122.33
53401100	AWWSC Pension OPEX	CF	9300001183	8/31/2012	293.86
53401100	AWWSC Pension OPEX	CF	9300001183	8/31/2012	93.92
53401100	AWWSC Pension OPEX	CF	9300001183	8/31/2012	143.47
53401100	AWWSC Pension OPEX	CF	9300001184	8/31/2012	1,106.84
53401100	AWWSC Pension OPEX	CF	9300001184	8/31/2012	537.52
53401100	AWWSC Pension OPEX	CF	9300001184	8/31/2012	1,019.30
53401100	AWWSC Pension OPEX	CF	9300001185	8/31/2012	1,853.95
53401100	AWWSC Pension OPEX	CF	9300001185	8/31/2012	897.70
53401100	AWWSC Pension OPEX	CF	9300001185	8/31/2012	717.39
53401100	AWWSC Pension OPEX	CF	9300001185	8/31/2012	698.34
53401100	AWWSC Pension OPEX	CF	9300001185	8/31/2012	1,965.93
53401100	AWWSC Pension OPEX	CF	9300001186	8/31/2012	22.66
53401100	AWWSC Pension OPEX	CF	9300001186	8/31/2012	47.09
53401100	AWWSC Pension OPEX	CF	9300001186	8/31/2012	19.47
53401100	AWWSC Pension OPEX	CF	9300001186	8/31/2012	13.85
53401100	AWWSC Pension OPEX	CF	9300001186	8/31/2012	15.11
53401100	AWWSC Pension OPEX	CF	9300001187	8/31/2012	46.20
53401100	AWWSC Pension OPEX	CF	9300001187	8/31/2012	18.07
53401200	AWWSC Group Ins OPEX	CF	9300000519	8/31/2012	0.37
53401200	AWWSC Group Ins OPEX	CF	9300000520	8/31/2012	0.22
53401200	AWWSC Group Ins OPEX	CF	9300000521	8/31/2012	2.31
53401200	AWWSC Group Ins OPEX	CF	9300000522	8/31/2012	0.43
53401200	AWWSC Group Ins OPEX	CF	9300000523	8/31/2012	0.43
53401200	AWWSC Group Ins OPEX	CF	9300000524	8/31/2012	1,116.91
53401200	AWWSC Group Ins OPEX	CF	9300000525	8/31/2012	(5.32)
53401200	AWWSC Group Ins OPEX	CF	9300000526	8/31/2012	(5.74)
53401200	AWWSC Group Ins OPEX	CF	9300000527	8/31/2012	(11.58)
53401200	AWWSC Group Ins OPEX	CF	9300000528	8/31/2012	(10.32)
53401200	AWWSC Group Ins OPEX	CF	9300000529	8/31/2012	(10.57)
53401200	AWWSC Group Ins OPEX	CF	9300000531	8/31/2012	3.87
53401200	AWWSC Group Ins OPEX	CF	9300000738	8/31/2012	67.90



Kentucky American Water Company  
Case No. 2012-00520  
Response to PSC DR1, Item 31

Account	Description	Doc Type	Document Number	Posting Date	Amount
53401200	AWWSC Group Ins OPEX	CF	9300000739	8/31/2012	5.74
53401200	AWWSC Group Ins OPEX	CF	9300000740	8/31/2012	126.01
53401200	AWWSC Group Ins OPEX	CF	9300000741	8/31/2012	6.64
53401200	AWWSC Group Ins OPEX	CF	9300000742	8/31/2012	58.24
53401200	AWWSC Group Ins OPEX	CF	9300000743	8/31/2012	527.04
53401200	AWWSC Group Ins OPEX	CF	9300000744	8/31/2012	331.18
53401200	AWWSC Group Ins OPEX	CF	9300000745	8/31/2012	333.39
53401200	AWWSC Group Ins OPEX	CF	9300000746	8/31/2012	523.81
53401200	AWWSC Group Ins OPEX	CF	9300000747	8/31/2012	1,164.43
53401200	AWWSC Group Ins OPEX	CF	9300000748	8/31/2012	3,852.28
53401200	AWWSC Group Ins OPEX	CF	9300000749	8/31/2012	54.25
53401200	AWWSC Group Ins OPEX	CF	9300000750	8/31/2012	312.62
53401200	AWWSC Group Ins OPEX	CF	9300000751	8/31/2012	48.49
53401200	AWWSC Group Ins OPEX	CF	9300000752	8/31/2012	1.71
53401200	AWWSC Group Ins OPEX	CF	9300000753	8/31/2012	222.62
53401200	AWWSC Group Ins OPEX	CF	9300000754	8/31/2012	1.60
53401200	AWWSC Group Ins OPEX	CF	9300000755	8/31/2012	8.82
53401200	AWWSC Group Ins OPEX	CF	9300000756	8/31/2012	47.14
53401200	AWWSC Group Ins OPEX	CF	9300000758	8/31/2012	4.28
53401200	AWWSC Group Ins OPEX	CF	9300000759	8/31/2012	8,240.51
53401200	AWWSC Group Ins OPEX	CF	9300000760	8/31/2012	2.64
53401200	AWWSC Group Ins OPEX	CF	9300000761	8/31/2012	103.18
53401200	AWWSC Group Ins OPEX	CF	9300000762	8/31/2012	6,584.78
53401200	AWWSC Group Ins OPEX	CF	9300000763	8/31/2012	113.45
53401200	AWWSC Group Ins OPEX	CF	9300000764	8/31/2012	72.40
53401200	AWWSC Group Ins OPEX	CF	9300000765	8/31/2012	64.63
53401200	AWWSC Group Ins OPEX	CF	9300000771	8/31/2012	4.13
53401200	AWWSC Group Ins OPEX	CF	9300000772	8/31/2012	554.64
53401200	AWWSC Group Ins OPEX	CF	9300000773	8/31/2012	149.69
53401200	AWWSC Group Ins OPEX	CF	9300000774	8/31/2012	61.70
53401200	AWWSC Group Ins OPEX	CF	9300000775	8/31/2012	108.86
53401200	AWWSC Group Ins OPEX	CF	9300000776	8/31/2012	6.60
53401200	AWWSC Group Ins OPEX	CF	9300000778	8/31/2012	278.07
53401200	AWWSC Group Ins OPEX	CF	9300000780	8/31/2012	60.62
53401200	AWWSC Group Ins OPEX	CF	9300000781	8/31/2012	84.90
53401200	AWWSC Group Ins OPEX	CF	9300000782	8/31/2012	69.87
53401200	AWWSC Group Ins OPEX	CF	9300000783	8/31/2012	57.41
53401200	AWWSC Group Ins OPEX	CF	9300000786	8/31/2012	24.03
53401200	AWWSC Group Ins OPEX	CF	9300000788	8/31/2012	14.36
53401200	AWWSC Group Ins OPEX	CF	9300000789	8/31/2012	62.30
53401200	AWWSC Group Ins OPEX	CF	9300000790	8/31/2012	133.16
53401200	AWWSC Group Ins OPEX	CF	9300000791	8/31/2012	30.10
53401200	AWWSC Group Ins OPEX	CF	9300000792	8/31/2012	281.48
53401200	AWWSC Group Ins OPEX	CF	9300000793	8/31/2012	0.53
53401200	AWWSC Group Ins OPEX	CF	9300000794	8/31/2012	2.89
53401200	AWWSC Group Ins OPEX	CF	9300000795	8/31/2012	0.96
53401200	AWWSC Group Ins OPEX	CF	9300000796	8/31/2012	1.74
53401200	AWWSC Group Ins OPEX	CF	9300000797	8/31/2012	120.06
53401200	AWWSC Group Ins OPEX	CF	9300000798	8/31/2012	9.37
53401200	AWWSC Group Ins OPEX	CF	9300000799	8/31/2012	0.35
53401200	AWWSC Group Ins OPEX	CF	9300000800	8/31/2012	146.43
53401200	AWWSC Group Ins OPEX	CF	9300000802	8/31/2012	42.35
53401200	AWWSC Group Ins OPEX	CF	9300000803	8/31/2012	21.40
53401200	AWWSC Group Ins OPEX	CF	9300000805	8/31/2012	33.27
53401200	AWWSC Group Ins OPEX	CF	9300000806	8/31/2012	32.70
53401200	AWWSC Group Ins OPEX	CF	9300000807	8/31/2012	20.79
53401200	AWWSC Group Ins OPEX	CF	9300000808	8/31/2012	37.09
53401200	AWWSC Group Ins OPEX	CF	9300000809	8/31/2012	1.30
53401200	AWWSC Group Ins OPEX	CF	9300000810	8/31/2012	16.88
53401200	AWWSC Group Ins OPEX	CF	9300000811	8/31/2012	103.72
53401200	AWWSC Group Ins OPEX	CF	9300000812	8/31/2012	10.48
53401200	AWWSC Group Ins OPEX	CF	9300000814	8/31/2012	1.20
53401200	AWWSC Group Ins OPEX	CF	9300000816	8/31/2012	70.60
53401200	AWWSC Group Ins OPEX	CF	9300000817	8/31/2012	54.22
53401200	AWWSC Group Ins OPEX	CF	9300000818	8/31/2012	516.77
53401200	AWWSC Group Ins OPEX	CF	9300000819	8/31/2012	20.59
53401200	AWWSC Group Ins OPEX	CF	9300000824	8/31/2012	28.73
53401200	AWWSC Group Ins OPEX	CF	9300000830	8/31/2012	153.92
53401200	AWWSC Group Ins OPEX	CF	9300000831	8/31/2012	150.98
53401200	AWWSC Group Ins OPEX	CF	9300000832	8/31/2012	593.43
53401200	AWWSC Group Ins OPEX	CF	9300000833	8/31/2012	127.29
53401200	AWWSC Group Ins OPEX	CF	9300000834	8/31/2012	156.90
53401200	AWWSC Group Ins OPEX	CF	9300000835	8/31/2012	252.78
53401200	AWWSC Group Ins OPEX	CF	9300000836	8/31/2012	306.29
53401200	AWWSC Group Ins OPEX	CF	9300000837	8/31/2012	364.93
53401200	AWWSC Group Ins OPEX	CF	9300000838	8/31/2012	119.04
53401200	AWWSC Group Ins OPEX	CF	9300000839	8/31/2012	4.15

Kentucky American Water Company  
Case No. 2012-00520  
Response to PSC DR1, Item 31

Account	Description	Doc Type	Document Number	Posting Date	Amount
53401200	AWWSC Group Ins OPEX	CF	9300000840	8/31/2012	338.41
53401200	AWWSC Group Ins OPEX	CF	9300000842	8/31/2012	(1,116.91)
53401200	AWWSC Group Ins OPEX	CF	9300000843	8/31/2012	23.76
53401200	AWWSC Group Ins OPEX	CF	9300000844	8/31/2012	249.15
53401200	AWWSC Group Ins OPEX	CF	9300000845	8/31/2012	43.53
53401200	AWWSC Group Ins OPEX	CF	9300000846	8/31/2012	162.46
53401200	AWWSC Group Ins OPEX	CF	9300000849	8/31/2012	370.40
53401200	AWWSC Group Ins OPEX	CF	9300000850	8/31/2012	125.68
53401200	AWWSC Group Ins OPEX	CF	9300000851	8/31/2012	40.36
53401200	AWWSC Group Ins OPEX	CF	9300000852	8/31/2012	225.18
53401200	AWWSC Group Ins OPEX	CF	9300000853	8/31/2012	124.37
53401200	AWWSC Group Ins OPEX	CF	9300000854	8/31/2012	174.06
53401200	AWWSC Group Ins OPEX	CF	9300000855	8/31/2012	208.67
53401200	AWWSC Group Ins OPEX	CF	9300000856	8/31/2012	215.08
53401200	AWWSC Group Ins OPEX	CF	9300000857	8/31/2012	723.57
53401200	AWWSC Group Ins OPEX	CF	9300000859	8/31/2012	86.13
53401200	AWWSC Group Ins OPEX	CF	9300000860	8/31/2012	162.29
53401200	AWWSC Group Ins OPEX	CF	9300000861	8/31/2012	38.41
53401200	AWWSC Group Ins OPEX	CF	9300000863	8/31/2012	91.01
53401200	AWWSC Group Ins OPEX	CF	9300000865	8/31/2012	67.60
53401200	AWWSC Group Ins OPEX	CF	9300000866	8/31/2012	5.50
53401200	AWWSC Group Ins OPEX	CF	9300000867	8/31/2012	122.02
53401200	AWWSC Group Ins OPEX	CF	9300000868	8/31/2012	122.08
53401200	AWWSC Group Ins OPEX	CF	9300000870	8/31/2012	54.98
53401200	AWWSC Group Ins OPEX	CF	9300000871	8/31/2012	18.29
53401200	AWWSC Group Ins OPEX	CF	9300000872	8/31/2012	2.53
53401200	AWWSC Group Ins OPEX	CF	9300000873	8/31/2012	4.66
53401200	AWWSC Group Ins OPEX	CF	9300000875	8/31/2012	8.39
53401200	AWWSC Group Ins OPEX	CF	9300000876	8/31/2012	325.74
53401200	AWWSC Group Ins OPEX	CF	9300000877	8/31/2012	193.48
53401200	AWWSC Group Ins OPEX	CF	9300000878	8/31/2012	50.89
53401200	AWWSC Group Ins OPEX	CF	9300000879	8/31/2012	92.63
53401200	AWWSC Group Ins OPEX	CF	9300000881	8/31/2012	71.86
53401200	AWWSC Group Ins OPEX	CF	9300000883	8/31/2012	130.22
53401200	AWWSC Group Ins OPEX	CF	9300000885	8/31/2012	304.55
53401200	AWWSC Group Ins OPEX	CF	9300000886	8/31/2012	0.04
53401200	AWWSC Group Ins OPEX	CF	9300000889	8/31/2012	679.57
53401200	AWWSC Group Ins OPEX	CF	9300000891	8/31/2012	15.23
53401200	AWWSC Group Ins OPEX	CF	9300000894	8/31/2012	1.95
53401200	AWWSC Group Ins OPEX	CF	9300000895	8/31/2012	32.76
53401200	AWWSC Group Ins OPEX	CF	9300000896	8/31/2012	19.23
53401200	AWWSC Group Ins OPEX	CF	9300000897	8/31/2012	0.10
53401200	AWWSC Group Ins OPEX	CF	9300000898	8/31/2012	0.22
53401200	AWWSC Group Ins OPEX	CF	9300000899	8/31/2012	30.89
53401200	AWWSC Group Ins OPEX	CF	9300000900	8/31/2012	0.38
53401200	AWWSC Group Ins OPEX	CF	9300000903	8/31/2012	199.37
53401200	AWWSC Group Ins OPEX	CF	9300000905	8/31/2012	155.80
53401200	AWWSC Group Ins OPEX	CF	9300000906	8/31/2012	218.81
53401200	AWWSC Group Ins OPEX	CF	9300000907	8/31/2012	399.48
53401200	AWWSC Group Ins OPEX	CF	9300000908	8/31/2012	2.20
53401200	AWWSC Group Ins OPEX	CF	9300000909	8/31/2012	97.38
53401200	AWWSC Group Ins OPEX	CF	9300000910	8/31/2012	163.40
53401200	AWWSC Group Ins OPEX	CF	9300000911	8/31/2012	(8,301.23)
53401200	AWWSC Group Ins OPEX	CF	9300000914	8/31/2012	66.60
53401200	AWWSC Group Ins OPEX	CF	9300000916	8/31/2012	88.81
53401200	AWWSC Group Ins OPEX	CF	9300000917	8/31/2012	219.84
53401200	AWWSC Group Ins OPEX	CF	9300000918	8/31/2012	379.14
53401200	AWWSC Group Ins OPEX	CF	9300000920	8/31/2012	7.07
53401200	AWWSC Group Ins OPEX	CF	9300000921	8/31/2012	1.82
53401200	AWWSC Group Ins OPEX	CF	9300000922	8/31/2012	76.49
53401200	AWWSC Group Ins OPEX	CF	9300000923	8/31/2012	0.37
53401200	AWWSC Group Ins OPEX	CF	9300000924	8/31/2012	331.88
53401200	AWWSC Group Ins OPEX	CF	9300000925	8/31/2012	599.66
53401200	AWWSC Group Ins OPEX	CF	9300000929	8/31/2012	2,107.00
53401200	AWWSC Group Ins OPEX	CF	9300000930	8/31/2012	4.39
53401200	AWWSC Group Ins OPEX	CF	9300000931	8/31/2012	10.65
53401200	AWWSC Group Ins OPEX	CF	9300000933	8/31/2012	190.78
53401200	AWWSC Group Ins OPEX	CF	9300000934	8/31/2012	7,434.99
53401200	AWWSC Group Ins OPEX	CF	9300000936	8/31/2012	18.64
53401200	AWWSC Group Ins OPEX	CF	9300000937	8/31/2012	0.15
53401200	AWWSC Group Ins OPEX	CF	9300000938	8/31/2012	25.79
53401200	AWWSC Group Ins OPEX	CF	9300000939	8/31/2012	9.91
53401200	AWWSC Group Ins OPEX	CF	9300000940	8/31/2012	7.70
53401200	AWWSC Group Ins OPEX	CF	9300000941	8/31/2012	0.51
53401200	AWWSC Group Ins OPEX	CF	9300000942	8/31/2012	84.34
53401200	AWWSC Group Ins OPEX	CF	9300000943	8/31/2012	17.13
53401200	AWWSC Group Ins OPEX	CF	9300000944	8/31/2012	8.01

Kentucky American Water Company  
Case No. 2012-00520  
Response to PSC DR1, Item 31

Account	Description	Doc Type	Document Number	Posting Date	Amount
53401200	AWWSC Group Ins OPEX	CF	9300000946	8/31/2012	260.25
53401200	AWWSC Group Ins OPEX	CF	9300000951	8/31/2012	34.78
53401200	AWWSC Group Ins OPEX	CF	9300000952	8/31/2012	373.33
53401200	AWWSC Group Ins OPEX	CF	9300000954	8/31/2012	139.71
53401200	AWWSC Group Ins OPEX	CF	9300000955	8/31/2012	73.45
53401200	AWWSC Group Ins OPEX	CF	9300000956	8/31/2012	126.57
53401200	AWWSC Group Ins OPEX	CF	9300000957	8/31/2012	28.84
53401200	AWWSC Group Ins OPEX	CF	9300000959	8/31/2012	2.74
53401200	AWWSC Group Ins OPEX	CF	9300000961	8/31/2012	(6,732.33)
53401200	AWWSC Group Ins OPEX	CF	9300000962	8/31/2012	300.28
53401200	AWWSC Group Ins OPEX	CF	9300000964	8/31/2012	336.17
53401200	AWWSC Group Ins OPEX	CF	9300000966	8/31/2012	324.76
53401200	AWWSC Group Ins OPEX	CF	9300000967	8/31/2012	397.94
53401200	AWWSC Group Ins OPEX	CF	9300000968	8/31/2012	171.88
53401200	AWWSC Group Ins OPEX	CF	9300000970	8/31/2012	128.93
53401200	AWWSC Group Ins OPEX	CF	9300000973	8/31/2012	9.26
53401200	AWWSC Group Ins OPEX	CF	9300000974	8/31/2012	323.36
53401200	AWWSC Group Ins OPEX	CF	9300000975	8/31/2012	273.13
53401200	AWWSC Group Ins OPEX	CF	9300000977	8/31/2012	307.91
53401200	AWWSC Group Ins OPEX	CF	9300000978	8/31/2012	169.69
53401200	AWWSC Group Ins OPEX	CF	9300000979	8/31/2012	104.27
53401200	AWWSC Group Ins OPEX	CF	9300000980	8/31/2012	133.01
53401200	AWWSC Group Ins OPEX	CF	9300000981	8/31/2012	16.51
53401200	AWWSC Group Ins OPEX	CF	9300000982	8/31/2012	1,034.22
53401200	AWWSC Group Ins OPEX	CF	9300000983	8/31/2012	349.67
53401200	AWWSC Group Ins OPEX	CF	9300000984	8/31/2012	38.08
53401200	AWWSC Group Ins OPEX	CF	9300000985	8/31/2012	1,191.94
53401200	AWWSC Group Ins OPEX	CF	9300000986	8/31/2012	698.43
53401200	AWWSC Group Ins OPEX	CF	9300000987	8/31/2012	855.99
53401200	AWWSC Group Ins OPEX	CF	9300000988	8/31/2012	1,203.54
53401200	AWWSC Group Ins OPEX	CF	9300000990	8/31/2012	122.21
53401200	AWWSC Group Ins OPEX	CF	9300000991	8/31/2012	1.51
53401200	AWWSC Group Ins OPEX	CF	9300000992	8/31/2012	364.94
53401200	AWWSC Group Ins OPEX	CF	9300000993	8/31/2012	449.22
53401200	AWWSC Group Ins OPEX	CF	9300000994	8/31/2012	822.21
53401200	AWWSC Group Ins OPEX	CF	9300000995	8/31/2012	72.22
53401200	AWWSC Group Ins OPEX	CF	9300000996	8/31/2012	1,181.80
53401200	AWWSC Group Ins OPEX	CF	9300000997	8/31/2012	1,119.71
53401200	AWWSC Group Ins OPEX	CF	9300000998	8/31/2012	0.05
53401200	AWWSC Group Ins OPEX	CF	9300000999	8/31/2012	15.20
53401200	AWWSC Group Ins OPEX	CF	9300001000	8/31/2012	373.56
53401200	AWWSC Group Ins OPEX	CF	9300001001	8/31/2012	95.60
53401200	AWWSC Group Ins OPEX	CF	9300001002	8/31/2012	19.60
53401200	AWWSC Group Ins OPEX	CF	9300001003	8/31/2012	30.26
53401200	AWWSC Group Ins OPEX	CF	9300001165	8/31/2012	116.18
53401200	AWWSC Group Ins OPEX	CF	9300001165	8/31/2012	35.37
53401200	AWWSC Group Ins OPEX	CF	9300001165	8/31/2012	79.76
53401200	AWWSC Group Ins OPEX	CF	9300001165	8/31/2012	(243.44)
53401200	AWWSC Group Ins OPEX	CF	9300001166	8/31/2012	25.04
53401200	AWWSC Group Ins OPEX	CF	9300001166	8/31/2012	47.40
53401200	AWWSC Group Ins OPEX	CF	9300001166	8/31/2012	113.89
53401200	AWWSC Group Ins OPEX	CF	9300001166	8/31/2012	79.40
53401200	AWWSC Group Ins OPEX	CF	9300001166	8/31/2012	48.68
53401200	AWWSC Group Ins OPEX	CF	9300001167	8/31/2012	106.76
53401200	AWWSC Group Ins OPEX	CF	9300001167	8/31/2012	81.07
53401200	AWWSC Group Ins OPEX	CF	9300001167	8/31/2012	15.91
53401200	AWWSC Group Ins OPEX	CF	9300001167	8/31/2012	80.96
53401200	AWWSC Group Ins OPEX	CF	9300001168	8/31/2012	138.83
53401200	AWWSC Group Ins OPEX	CF	9300001168	8/31/2012	44.41
53401200	AWWSC Group Ins OPEX	CF	9300001168	8/31/2012	218.08
53401200	AWWSC Group Ins OPEX	CF	9300001168	8/31/2012	8.85
53401200	AWWSC Group Ins OPEX	CF	9300001169	8/31/2012	51.52
53401200	AWWSC Group Ins OPEX	CF	9300001169	8/31/2012	23.09
53401200	AWWSC Group Ins OPEX	CF	9300001169	8/31/2012	56.49
53401200	AWWSC Group Ins OPEX	CF	9300001169	8/31/2012	41.41
53401200	AWWSC Group Ins OPEX	CF	9300001169	8/31/2012	342.48
53401200	AWWSC Group Ins OPEX	CF	9300001170	8/31/2012	2.30
53401200	AWWSC Group Ins OPEX	CF	9300001170	8/31/2012	134.75
53401200	AWWSC Group Ins OPEX	CF	9300001170	8/31/2012	20.07
53401200	AWWSC Group Ins OPEX	CF	9300001170	8/31/2012	201.10
53401200	AWWSC Group Ins OPEX	CF	9300001171	8/31/2012	75.96
53401200	AWWSC Group Ins OPEX	CF	9300001171	8/31/2012	365.22
53401200	AWWSC Group Ins OPEX	CF	9300001171	8/31/2012	0.11
53401200	AWWSC Group Ins OPEX	CF	9300001171	8/31/2012	0.49
53401200	AWWSC Group Ins OPEX	CF	9300001171	8/31/2012	2.01
53401200	AWWSC Group Ins OPEX	CF	9300001172	8/31/2012	811.75
53401200	AWWSC Group Ins OPEX	CF	9300001172	8/31/2012	151.03

Kentucky American Water Company  
Case No. 2012-00520  
Response to PSC DR1, Item 31

Account	Description	Doc Type	Document Number	Posting Date	Amount
53401200	AWWSC Group Ins OPEX	CF	9300001172	8/31/2012	63.76
53401200	AWWSC Group Ins OPEX	CF	9300001172	8/31/2012	5.83
53401200	AWWSC Group Ins OPEX	CF	9300001173	8/31/2012	75.19
53401200	AWWSC Group Ins OPEX	CF	9300001173	8/31/2012	16.67
53401200	AWWSC Group Ins OPEX	CF	9300001173	8/31/2012	60.91
53401200	AWWSC Group Ins OPEX	CF	9300001173	8/31/2012	21.23
53401200	AWWSC Group Ins OPEX	CF	9300001173	8/31/2012	279.80
53401200	AWWSC Group Ins OPEX	CF	9300001174	8/31/2012	219.58
53401200	AWWSC Group Ins OPEX	CF	9300001174	8/31/2012	167.78
53401200	AWWSC Group Ins OPEX	CF	9300001174	8/31/2012	214.88
53401200	AWWSC Group Ins OPEX	CF	9300001174	8/31/2012	326.46
53401200	AWWSC Group Ins OPEX	CF	9300001175	8/31/2012	194.11
53401200	AWWSC Group Ins OPEX	CF	9300001175	8/31/2012	303.90
53401200	AWWSC Group Ins OPEX	CF	9300001175	8/31/2012	43.84
53401200	AWWSC Group Ins OPEX	CF	9300001175	8/31/2012	126.03
53401200	AWWSC Group Ins OPEX	CF	9300001176	8/31/2012	604.07
53401200	AWWSC Group Ins OPEX	CF	9300001176	8/31/2012	936.79
53401200	AWWSC Group Ins OPEX	CF	9300001176	8/31/2012	166.91
53401200	AWWSC Group Ins OPEX	CF	9300001176	8/31/2012	54.12
53401200	AWWSC Group Ins OPEX	CF	9300001176	8/31/2012	166.16
53401200	AWWSC Group Ins OPEX	CF	9300001177	8/31/2012	356.51
53401200	AWWSC Group Ins OPEX	CF	9300001177	8/31/2012	130.00
53401200	AWWSC Group Ins OPEX	CF	9300001177	8/31/2012	24.42
53401200	AWWSC Group Ins OPEX	CF	9300001177	8/31/2012	7.82
53401200	AWWSC Group Ins OPEX	CF	9300001177	8/31/2012	536.10
53401200	AWWSC Group Ins OPEX	CF	9300001177	8/31/2012	139.22
53401200	AWWSC Group Ins OPEX	CF	9300001177	8/31/2012	45.34
53401200	AWWSC Group Ins OPEX	CF	9300001178	8/31/2012	38.56
53401200	AWWSC Group Ins OPEX	CF	9300001178	8/31/2012	109.94
53401200	AWWSC Group Ins OPEX	CF	9300001178	8/31/2012	26.78
53401200	AWWSC Group Ins OPEX	CF	9300001178	8/31/2012	286.77
53401200	AWWSC Group Ins OPEX	CF	9300001178	8/31/2012	9.89
53401200	AWWSC Group Ins OPEX	CF	9300001179	8/31/2012	79.20
53401200	AWWSC Group Ins OPEX	CF	9300001179	8/31/2012	20.11
53401200	AWWSC Group Ins OPEX	CF	9300001179	8/31/2012	52.51
53401200	AWWSC Group Ins OPEX	CF	9300001179	8/31/2012	49.41
53401200	AWWSC Group Ins OPEX	CF	9300001180	8/31/2012	67.20
53401200	AWWSC Group Ins OPEX	CF	9300001180	8/31/2012	23.92
53401200	AWWSC Group Ins OPEX	CF	9300001180	8/31/2012	169.08
53401200	AWWSC Group Ins OPEX	CF	9300001180	8/31/2012	8.00
53401200	AWWSC Group Ins OPEX	CF	9300001180	8/31/2012	30.37
53401200	AWWSC Group Ins OPEX	CF	9300001181	8/31/2012	92.70
53401200	AWWSC Group Ins OPEX	CF	9300001181	8/31/2012	34.58
53401200	AWWSC Group Ins OPEX	CF	9300001181	8/31/2012	48.29
53401200	AWWSC Group Ins OPEX	CF	9300001181	8/31/2012	30.94
53401200	AWWSC Group Ins OPEX	CF	9300001181	8/31/2012	104.23
53401200	AWWSC Group Ins OPEX	CF	9300001182	8/31/2012	28.12
53401200	AWWSC Group Ins OPEX	CF	9300001182	8/31/2012	57.90
53401200	AWWSC Group Ins OPEX	CF	9300001182	8/31/2012	37.49
53401200	AWWSC Group Ins OPEX	CF	9300001182	8/31/2012	37.58
53401200	AWWSC Group Ins OPEX	CF	9300001182	8/31/2012	48.48
53401200	AWWSC Group Ins OPEX	CF	9300001183	8/31/2012	181.00
53401200	AWWSC Group Ins OPEX	CF	9300001183	8/31/2012	38.21
53401200	AWWSC Group Ins OPEX	CF	9300001183	8/31/2012	38.78
53401200	AWWSC Group Ins OPEX	CF	9300001183	8/31/2012	5.87
53401200	AWWSC Group Ins OPEX	CF	9300001184	8/31/2012	131.40
53401200	AWWSC Group Ins OPEX	CF	9300001184	8/31/2012	728.45
53401200	AWWSC Group Ins OPEX	CF	9300001184	8/31/2012	678.84
53401200	AWWSC Group Ins OPEX	CF	9300001184	8/31/2012	206.48
53401200	AWWSC Group Ins OPEX	CF	9300001185	8/31/2012	536.12
53401200	AWWSC Group Ins OPEX	CF	9300001185	8/31/2012	186.86
53401200	AWWSC Group Ins OPEX	CF	9300001185	8/31/2012	158.10
53401200	AWWSC Group Ins OPEX	CF	9300001185	8/31/2012	215.88
53401200	AWWSC Group Ins OPEX	CF	9300001185	8/31/2012	369.28
53401200	AWWSC Group Ins OPEX	CF	9300001186	8/31/2012	38.65
53401200	AWWSC Group Ins OPEX	CF	9300001186	8/31/2012	9.14
53401200	AWWSC Group Ins OPEX	CF	9300001186	8/31/2012	5.98
53401200	AWWSC Group Ins OPEX	CF	9300001186	8/31/2012	14.46
53401200	AWWSC Group Ins OPEX	CF	9300001186	8/31/2012	2.63
53401200	AWWSC Group Ins OPEX	CF	9300001186	8/31/2012	3.02
53401200	AWWSC Group Ins OPEX	CF	9300001187	8/31/2012	3.44
53401300	AWWSC Other Ben OPEX	CF	9300000520	8/31/2012	0.30
53401300	AWWSC Other Ben OPEX	CF	9300000521	8/31/2012	1.27
53401300	AWWSC Other Ben OPEX	CF	9300000522	8/31/2012	0.27
53401300	AWWSC Other Ben OPEX	CF	9300000523	8/31/2012	0.29
53401300	AWWSC Other Ben OPEX	CF	9300000524	8/31/2012	619.10
53401300	AWWSC Other Ben OPEX	CF	9300000525	8/31/2012	95.74

Kentucky American Water Company  
Case No. 2012-00520  
Response to PSC DR1, Item 31

Account	Description	Doc Type	Document Number	Posting Date	Amount
53401300	AWWSC Other Ben OPEX	CF	9300000526	8/31/2012	105.77
53401300	AWWSC Other Ben OPEX	CF	9300000527	8/31/2012	229.27
53401300	AWWSC Other Ben OPEX	CF	9300000528	8/31/2012	136.73
53401300	AWWSC Other Ben OPEX	CF	9300000529	8/31/2012	214.08
53401300	AWWSC Other Ben OPEX	CF	9300000531	8/31/2012	7.73
53401300	AWWSC Other Ben OPEX	CF	9300000738	8/31/2012	0.85
53401300	AWWSC Other Ben OPEX	CF	9300000739	8/31/2012	8.57
53401300	AWWSC Other Ben OPEX	CF	9300000740	8/31/2012	11.87
53401300	AWWSC Other Ben OPEX	CF	9300000741	8/31/2012	0.25
53401300	AWWSC Other Ben OPEX	CF	9300000742	8/31/2012	7.40
53401300	AWWSC Other Ben OPEX	CF	9300000743	8/31/2012	33.64
53401300	AWWSC Other Ben OPEX	CF	9300000744	8/31/2012	35.49
53401300	AWWSC Other Ben OPEX	CF	9300000745	8/31/2012	46.73
53401300	AWWSC Other Ben OPEX	CF	9300000746	8/31/2012	99.93
53401300	AWWSC Other Ben OPEX	CF	9300000747	8/31/2012	76.02
53401300	AWWSC Other Ben OPEX	CF	9300000748	8/31/2012	150.87
53401300	AWWSC Other Ben OPEX	CF	9300000749	8/31/2012	4.29
53401300	AWWSC Other Ben OPEX	CF	9300000750	8/31/2012	75.19
53401300	AWWSC Other Ben OPEX	CF	9300000751	8/31/2012	1,986.57
53401300	AWWSC Other Ben OPEX	CF	9300000752	8/31/2012	26.34
53401300	AWWSC Other Ben OPEX	CF	9300000753	8/31/2012	131.69
53401300	AWWSC Other Ben OPEX	CF	9300000755	8/31/2012	1.73
53401300	AWWSC Other Ben OPEX	CF	9300000758	8/31/2012	22.13
53401300	AWWSC Other Ben OPEX	CF	9300000759	8/31/2012	339.85
53401300	AWWSC Other Ben OPEX	CF	9300000760	8/31/2012	0.14
53401300	AWWSC Other Ben OPEX	CF	9300000761	8/31/2012	7.71
53401300	AWWSC Other Ben OPEX	CF	9300000762	8/31/2012	294.09
53401300	AWWSC Other Ben OPEX	CF	9300000763	8/31/2012	68.32
53401300	AWWSC Other Ben OPEX	CF	9300000764	8/31/2012	16.60
53401300	AWWSC Other Ben OPEX	CF	9300000765	8/31/2012	47.32
53401300	AWWSC Other Ben OPEX	CF	9300000770	8/31/2012	975.12
53401300	AWWSC Other Ben OPEX	CF	9300000771	8/31/2012	89.40
53401300	AWWSC Other Ben OPEX	CF	9300000772	8/31/2012	165.21
53401300	AWWSC Other Ben OPEX	CF	9300000773	8/31/2012	110.65
53401300	AWWSC Other Ben OPEX	CF	9300000774	8/31/2012	68.36
53401300	AWWSC Other Ben OPEX	CF	9300000775	8/31/2012	89.27
53401300	AWWSC Other Ben OPEX	CF	9300000776	8/31/2012	14.00
53401300	AWWSC Other Ben OPEX	CF	9300000778	8/31/2012	32.29
53401300	AWWSC Other Ben OPEX	CF	9300000781	8/31/2012	104.16
53401300	AWWSC Other Ben OPEX	CF	9300000782	8/31/2012	76.58
53401300	AWWSC Other Ben OPEX	CF	9300000783	8/31/2012	27.82
53401300	AWWSC Other Ben OPEX	CF	9300000786	8/31/2012	3.87
53401300	AWWSC Other Ben OPEX	CF	9300000788	8/31/2012	21.30
53401300	AWWSC Other Ben OPEX	CF	9300000789	8/31/2012	29.75
53401300	AWWSC Other Ben OPEX	CF	9300000790	8/31/2012	71.77
53401300	AWWSC Other Ben OPEX	CF	9300000791	8/31/2012	15.22
53401300	AWWSC Other Ben OPEX	CF	9300000792	8/31/2012	159.03
53401300	AWWSC Other Ben OPEX	CF	9300000793	8/31/2012	6.43
53401300	AWWSC Other Ben OPEX	CF	9300000794	8/31/2012	0.72
53401300	AWWSC Other Ben OPEX	CF	9300000795	8/31/2012	0.24
53401300	AWWSC Other Ben OPEX	CF	9300000796	8/31/2012	0.42
53401300	AWWSC Other Ben OPEX	CF	9300000797	8/31/2012	56.93
53401300	AWWSC Other Ben OPEX	CF	9300000798	8/31/2012	2.16
53401300	AWWSC Other Ben OPEX	CF	9300000799	8/31/2012	0.80
53401300	AWWSC Other Ben OPEX	CF	9300000800	8/31/2012	22.23
53401300	AWWSC Other Ben OPEX	CF	9300000802	8/31/2012	28.10
53401300	AWWSC Other Ben OPEX	CF	9300000803	8/31/2012	17.23
53401300	AWWSC Other Ben OPEX	CF	9300000805	8/31/2012	7.23
53401300	AWWSC Other Ben OPEX	CF	9300000806	8/31/2012	7.22
53401300	AWWSC Other Ben OPEX	CF	9300000807	8/31/2012	3.96
53401300	AWWSC Other Ben OPEX	CF	9300000808	8/31/2012	9.11
53401300	AWWSC Other Ben OPEX	CF	9300000809	8/31/2012	0.32
53401300	AWWSC Other Ben OPEX	CF	9300000810	8/31/2012	4.20
53401300	AWWSC Other Ben OPEX	CF	9300000811	8/31/2012	38.93
53401300	AWWSC Other Ben OPEX	CF	9300000812	8/31/2012	1.98
53401300	AWWSC Other Ben OPEX	CF	9300000814	8/31/2012	5.53
53401300	AWWSC Other Ben OPEX	CF	9300000816	8/31/2012	25.98
53401300	AWWSC Other Ben OPEX	CF	9300000817	8/31/2012	57.80
53401300	AWWSC Other Ben OPEX	CF	9300000818	8/31/2012	128.06
53401300	AWWSC Other Ben OPEX	CF	9300000819	8/31/2012	2.76
53401300	AWWSC Other Ben OPEX	CF	9300000824	8/31/2012	3.56
53401300	AWWSC Other Ben OPEX	CF	9300000827	8/31/2012	5.66
53401300	AWWSC Other Ben OPEX	CF	9300000828	8/31/2012	4.09
53401300	AWWSC Other Ben OPEX	CF	9300000830	8/31/2012	57.24
53401300	AWWSC Other Ben OPEX	CF	9300000831	8/31/2012	236.68
53401300	AWWSC Other Ben OPEX	CF	9300000832	8/31/2012	190.16
53401300	AWWSC Other Ben OPEX	CF	9300000833	8/31/2012	78.12

Kentucky American Water Company  
Case No. 2012-00520  
Response to PSC DR1, Item 31

Account	Description	Doc Type	Document Number	Posting Date	Amount
53401300	AWWSC Other Ben OPEX	CF	9300000834	8/31/2012	45.98
53401300	AWWSC Other Ben OPEX	CF	9300000835	8/31/2012	76.65
53401300	AWWSC Other Ben OPEX	CF	9300000836	8/31/2012	128.53
53401300	AWWSC Other Ben OPEX	CF	9300000837	8/31/2012	129.02
53401300	AWWSC Other Ben OPEX	CF	9300000838	8/31/2012	114.34
53401300	AWWSC Other Ben OPEX	CF	9300000839	8/31/2012	3.52
53401300	AWWSC Other Ben OPEX	CF	9300000840	8/31/2012	184.59
53401300	AWWSC Other Ben OPEX	CF	9300000842	8/31/2012	(619.10)
53401300	AWWSC Other Ben OPEX	CF	9300000843	8/31/2012	10.33
53401300	AWWSC Other Ben OPEX	CF	9300000844	8/31/2012	69.10
53401300	AWWSC Other Ben OPEX	CF	9300000845	8/31/2012	(4,815.22)
53401300	AWWSC Other Ben OPEX	CF	9300000846	8/31/2012	173.71
53401300	AWWSC Other Ben OPEX	CF	9300000849	8/31/2012	344.14
53401300	AWWSC Other Ben OPEX	CF	9300000850	8/31/2012	114.80
53401300	AWWSC Other Ben OPEX	CF	9300000851	8/31/2012	39.43
53401300	AWWSC Other Ben OPEX	CF	9300000852	8/31/2012	139.74
53401300	AWWSC Other Ben OPEX	CF	9300000853	8/31/2012	44.08
53401300	AWWSC Other Ben OPEX	CF	9300000854	8/31/2012	132.24
53401300	AWWSC Other Ben OPEX	CF	9300000855	8/31/2012	79.69
53401300	AWWSC Other Ben OPEX	CF	9300000856	8/31/2012	70.93
53401300	AWWSC Other Ben OPEX	CF	9300000857	8/31/2012	333.81
53401300	AWWSC Other Ben OPEX	CF	9300000859	8/31/2012	5.18
53401300	AWWSC Other Ben OPEX	CF	9300000860	8/31/2012	1,876.90
53401300	AWWSC Other Ben OPEX	CF	9300000861	8/31/2012	98.67
53401300	AWWSC Other Ben OPEX	CF	9300000863	8/31/2012	12.76
53401300	AWWSC Other Ben OPEX	CF	9300000865	8/31/2012	16.58
53401300	AWWSC Other Ben OPEX	CF	9300000866	8/31/2012	5.59
53401300	AWWSC Other Ben OPEX	CF	9300000867	8/31/2012	110.19
53401300	AWWSC Other Ben OPEX	CF	9300000868	8/31/2012	78.06
53401300	AWWSC Other Ben OPEX	CF	9300000870	8/31/2012	55.32
53401300	AWWSC Other Ben OPEX	CF	9300000871	8/31/2012	4.31
53401300	AWWSC Other Ben OPEX	CF	9300000872	8/31/2012	15.18
53401300	AWWSC Other Ben OPEX	CF	9300000873	8/31/2012	1.32
53401300	AWWSC Other Ben OPEX	CF	9300000875	8/31/2012	20.92
53401300	AWWSC Other Ben OPEX	CF	9300000876	8/31/2012	327.49
53401300	AWWSC Other Ben OPEX	CF	9300000877	8/31/2012	114.40
53401300	AWWSC Other Ben OPEX	CF	9300000878	8/31/2012	21.45
53401300	AWWSC Other Ben OPEX	CF	9300000879	8/31/2012	98.73
53401300	AWWSC Other Ben OPEX	CF	9300000883	8/31/2012	30.50
53401300	AWWSC Other Ben OPEX	CF	9300000885	8/31/2012	78.02
53401300	AWWSC Other Ben OPEX	CF	9300000886	8/31/2012	29.79
53401300	AWWSC Other Ben OPEX	CF	9300000889	8/31/2012	208.98
53401300	AWWSC Other Ben OPEX	CF	9300000891	8/31/2012	30.45
53401300	AWWSC Other Ben OPEX	CF	9300000894	8/31/2012	0.50
53401300	AWWSC Other Ben OPEX	CF	9300000895	8/31/2012	16.26
53401300	AWWSC Other Ben OPEX	CF	9300000896	8/31/2012	12.54
53401300	AWWSC Other Ben OPEX	CF	9300000897	8/31/2012	0.03
53401300	AWWSC Other Ben OPEX	CF	9300000898	8/31/2012	3.03
53401300	AWWSC Other Ben OPEX	CF	9300000899	8/31/2012	21.85
53401300	AWWSC Other Ben OPEX	CF	9300000900	8/31/2012	5.14
53401300	AWWSC Other Ben OPEX	CF	9300000903	8/31/2012	155.09
53401300	AWWSC Other Ben OPEX	CF	9300000905	8/31/2012	134.63
53401300	AWWSC Other Ben OPEX	CF	9300000906	8/31/2012	86.80
53401300	AWWSC Other Ben OPEX	CF	9300000907	8/31/2012	155.04
53401300	AWWSC Other Ben OPEX	CF	9300000908	8/31/2012	16.21
53401300	AWWSC Other Ben OPEX	CF	9300000909	8/31/2012	57.93
53401300	AWWSC Other Ben OPEX	CF	9300000910	8/31/2012	139.25
53401300	AWWSC Other Ben OPEX	CF	9300000914	8/31/2012	4.28
53401300	AWWSC Other Ben OPEX	CF	9300000916	8/31/2012	93.81
53401300	AWWSC Other Ben OPEX	CF	9300000917	8/31/2012	166.00
53401300	AWWSC Other Ben OPEX	CF	9300000918	8/31/2012	259.85
53401300	AWWSC Other Ben OPEX	CF	9300000920	8/31/2012	122.87
53401300	AWWSC Other Ben OPEX	CF	9300000921	8/31/2012	24.56
53401300	AWWSC Other Ben OPEX	CF	9300000922	8/31/2012	42.58
53401300	AWWSC Other Ben OPEX	CF	9300000923	8/31/2012	1.72
53401300	AWWSC Other Ben OPEX	CF	9300000924	8/31/2012	430.93
53401300	AWWSC Other Ben OPEX	CF	9300000925	8/31/2012	357.90
53401300	AWWSC Other Ben OPEX	CF	9300000929	8/31/2012	694.51
53401300	AWWSC Other Ben OPEX	CF	9300000930	8/31/2012	1.21
53401300	AWWSC Other Ben OPEX	CF	9300000931	8/31/2012	1.43
53401300	AWWSC Other Ben OPEX	CF	9300000933	8/31/2012	32.75
53401300	AWWSC Other Ben OPEX	CF	9300000934	8/31/2012	2,019.92
53401300	AWWSC Other Ben OPEX	CF	9300000936	8/31/2012	3.44
53401300	AWWSC Other Ben OPEX	CF	9300000937	8/31/2012	1.32
53401300	AWWSC Other Ben OPEX	CF	9300000938	8/31/2012	11.01
53401300	AWWSC Other Ben OPEX	CF	9300000939	8/31/2012	19.06
53401300	AWWSC Other Ben OPEX	CF	9300000940	8/31/2012	5.14

Kentucky American Water Company  
Case No. 2012-00520  
Response to PSC DR1, Item 31

Account	Description	Doc Type	Document Number	Posting Date	Amount
53401300	AWWSC Other Ben OPEX	CF	9300000941	8/31/2012	7.15
53401300	AWWSC Other Ben OPEX	CF	9300000942	8/31/2012	45.64
53401300	AWWSC Other Ben OPEX	CF	9300000943	8/31/2012	3.16
53401300	AWWSC Other Ben OPEX	CF	9300000944	8/31/2012	3.26
53401300	AWWSC Other Ben OPEX	CF	9300000946	8/31/2012	89.71
53401300	AWWSC Other Ben OPEX	CF	9300000951	8/31/2012	13.94
53401300	AWWSC Other Ben OPEX	CF	9300000952	8/31/2012	97.94
53401300	AWWSC Other Ben OPEX	CF	9300000954	8/31/2012	46.58
53401300	AWWSC Other Ben OPEX	CF	9300000955	8/31/2012	5.00
53401300	AWWSC Other Ben OPEX	CF	9300000956	8/31/2012	25.61
53401300	AWWSC Other Ben OPEX	CF	9300000959	8/31/2012	0.45
53401300	AWWSC Other Ben OPEX	CF	9300000961	8/31/2012	(1,844.88)
53401300	AWWSC Other Ben OPEX	CF	9300000962	8/31/2012	44.12
53401300	AWWSC Other Ben OPEX	CF	9300000964	8/31/2012	145.92
53401300	AWWSC Other Ben OPEX	CF	9300000966	8/31/2012	211.07
53401300	AWWSC Other Ben OPEX	CF	9300000967	8/31/2012	135.24
53401300	AWWSC Other Ben OPEX	CF	9300000968	8/31/2012	76.21
53401300	AWWSC Other Ben OPEX	CF	9300000970	8/31/2012	84.21
53401300	AWWSC Other Ben OPEX	CF	9300000971	8/31/2012	29.66
53401300	AWWSC Other Ben OPEX	CF	9300000972	8/31/2012	459.21
53401300	AWWSC Other Ben OPEX	CF	9300000973	8/31/2012	59.16
53401300	AWWSC Other Ben OPEX	CF	9300000974	8/31/2012	223.60
53401300	AWWSC Other Ben OPEX	CF	9300000975	8/31/2012	47.83
53401300	AWWSC Other Ben OPEX	CF	9300000977	8/31/2012	122.27
53401300	AWWSC Other Ben OPEX	CF	9300000978	8/31/2012	66.13
53401300	AWWSC Other Ben OPEX	CF	9300000980	8/31/2012	22.86
53401300	AWWSC Other Ben OPEX	CF	9300000981	8/31/2012	2.23
53401300	AWWSC Other Ben OPEX	CF	9300000982	8/31/2012	249.41
53401300	AWWSC Other Ben OPEX	CF	9300000983	8/31/2012	60.58
53401300	AWWSC Other Ben OPEX	CF	9300000984	8/31/2012	9.40
53401300	AWWSC Other Ben OPEX	CF	9300000985	8/31/2012	604.40
53401300	AWWSC Other Ben OPEX	CF	9300000986	8/31/2012	295.56
53401300	AWWSC Other Ben OPEX	CF	9300000987	8/31/2012	257.46
53401300	AWWSC Other Ben OPEX	CF	9300000988	8/31/2012	411.29
53401300	AWWSC Other Ben OPEX	CF	9300000990	8/31/2012	23.88
53401300	AWWSC Other Ben OPEX	CF	9300000991	8/31/2012	0.69
53401300	AWWSC Other Ben OPEX	CF	9300000992	8/31/2012	251.31
53401300	AWWSC Other Ben OPEX	CF	9300000993	8/31/2012	101.22
53401300	AWWSC Other Ben OPEX	CF	9300000994	8/31/2012	186.52
53401300	AWWSC Other Ben OPEX	CF	9300000995	8/31/2012	46.03
53401300	AWWSC Other Ben OPEX	CF	9300000996	8/31/2012	488.84
53401300	AWWSC Other Ben OPEX	CF	9300000997	8/31/2012	477.33
53401300	AWWSC Other Ben OPEX	CF	9300000998	8/31/2012	0.95
53401300	AWWSC Other Ben OPEX	CF	9300000999	8/31/2012	2.30
53401300	AWWSC Other Ben OPEX	CF	9300001000	8/31/2012	38.81
53401300	AWWSC Other Ben OPEX	CF	9300001001	8/31/2012	20.48
53401300	AWWSC Other Ben OPEX	CF	9300001002	8/31/2012	6.40
53401300	AWWSC Other Ben OPEX	CF	9300001003	8/31/2012	5.56
53401300	AWWSC Other Ben OPEX	CF	9300001165	8/31/2012	17.08
53401300	AWWSC Other Ben OPEX	CF	9300001166	8/31/2012	22.18
53401300	AWWSC Other Ben OPEX	CF	9300001166	8/31/2012	4.98
53401300	AWWSC Other Ben OPEX	CF	9300001166	8/31/2012	7.26
53401300	AWWSC Other Ben OPEX	CF	9300001166	8/31/2012	28.67
53401300	AWWSC Other Ben OPEX	CF	9300001167	8/31/2012	53.67
53401300	AWWSC Other Ben OPEX	CF	9300001167	8/31/2012	10.83
53401300	AWWSC Other Ben OPEX	CF	9300001167	8/31/2012	9.20
53401300	AWWSC Other Ben OPEX	CF	9300001167	8/31/2012	5.72
53401300	AWWSC Other Ben OPEX	CF	9300001168	8/31/2012	21.27
53401300	AWWSC Other Ben OPEX	CF	9300001168	8/31/2012	21.01
53401300	AWWSC Other Ben OPEX	CF	9300001168	8/31/2012	140.17
53401300	AWWSC Other Ben OPEX	CF	9300001168	8/31/2012	9.72
53401300	AWWSC Other Ben OPEX	CF	9300001169	8/31/2012	4.92
53401300	AWWSC Other Ben OPEX	CF	9300001169	8/31/2012	9.50
53401300	AWWSC Other Ben OPEX	CF	9300001169	8/31/2012	20.36
53401300	AWWSC Other Ben OPEX	CF	9300001169	8/31/2012	116.79
53401300	AWWSC Other Ben OPEX	CF	9300001170	8/31/2012	6.70
53401300	AWWSC Other Ben OPEX	CF	9300001170	8/31/2012	41.53
53401300	AWWSC Other Ben OPEX	CF	9300001171	8/31/2012	42.72
53401300	AWWSC Other Ben OPEX	CF	9300001171	8/31/2012	74.07
53401300	AWWSC Other Ben OPEX	CF	9300001171	8/31/2012	3.79
53401300	AWWSC Other Ben OPEX	CF	9300001171	8/31/2012	0.76
53401300	AWWSC Other Ben OPEX	CF	9300001171	8/31/2012	5.57
53401300	AWWSC Other Ben OPEX	CF	9300001172	8/31/2012	63.37
53401300	AWWSC Other Ben OPEX	CF	9300001172	8/31/2012	32.89
53401300	AWWSC Other Ben OPEX	CF	9300001172	8/31/2012	11.90
53401300	AWWSC Other Ben OPEX	CF	9300001172	8/31/2012	1.49
53401300	AWWSC Other Ben OPEX	CF	9300001172	8/31/2012	5.34

Kentucky American Water Company  
Case No. 2012-00520  
Response to PSC DR1, Item 31

Account	Description	Doc Type	Document Number	Posting Date	Amount
53401300	AWWSC Other Ben OPEX	CF	9300001173	8/31/2012	0.21
53401300	AWWSC Other Ben OPEX	CF	9300001173	8/31/2012	9.72
53401300	AWWSC Other Ben OPEX	CF	9300001173	8/31/2012	4.67
53401300	AWWSC Other Ben OPEX	CF	9300001174	8/31/2012	44.29
53401300	AWWSC Other Ben OPEX	CF	9300001174	8/31/2012	48.90
53401300	AWWSC Other Ben OPEX	CF	9300001174	8/31/2012	141.86
53401300	AWWSC Other Ben OPEX	CF	9300001174	8/31/2012	150.22
53401300	AWWSC Other Ben OPEX	CF	9300001175	8/31/2012	182.02
53401300	AWWSC Other Ben OPEX	CF	9300001175	8/31/2012	58.41
53401300	AWWSC Other Ben OPEX	CF	9300001176	8/31/2012	33.60
53401300	AWWSC Other Ben OPEX	CF	9300001176	8/31/2012	8.68
53401300	AWWSC Other Ben OPEX	CF	9300001176	8/31/2012	0.70
53401300	AWWSC Other Ben OPEX	CF	9300001176	8/31/2012	29.36
53401300	AWWSC Other Ben OPEX	CF	9300001176	8/31/2012	7.19
53401300	AWWSC Other Ben OPEX	CF	9300001177	8/31/2012	94.16
53401300	AWWSC Other Ben OPEX	CF	9300001177	8/31/2012	21.17
53401300	AWWSC Other Ben OPEX	CF	9300001178	8/31/2012	54.09
53401300	AWWSC Other Ben OPEX	CF	9300001178	8/31/2012	55.98
53401300	AWWSC Other Ben OPEX	CF	9300001178	8/31/2012	1.14
53401300	AWWSC Other Ben OPEX	CF	9300001178	8/31/2012	209.14
53401300	AWWSC Other Ben OPEX	CF	9300001179	8/31/2012	50.57
53401300	AWWSC Other Ben OPEX	CF	9300001179	8/31/2012	3.89
53401300	AWWSC Other Ben OPEX	CF	9300001179	8/31/2012	26.07
53401300	AWWSC Other Ben OPEX	CF	9300001180	8/31/2012	0.42
53401300	AWWSC Other Ben OPEX	CF	9300001180	8/31/2012	87.42
53401300	AWWSC Other Ben OPEX	CF	9300001180	8/31/2012	73.49
53401300	AWWSC Other Ben OPEX	CF	9300001180	8/31/2012	1.00
53401300	AWWSC Other Ben OPEX	CF	9300001181	8/31/2012	24.28
53401300	AWWSC Other Ben OPEX	CF	9300001181	8/31/2012	51.76
53401300	AWWSC Other Ben OPEX	CF	9300001181	8/31/2012	26.59
53401300	AWWSC Other Ben OPEX	CF	9300001181	8/31/2012	9.83
53401300	AWWSC Other Ben OPEX	CF	9300001181	8/31/2012	53.15
53401300	AWWSC Other Ben OPEX	CF	9300001182	8/31/2012	7.91
53401300	AWWSC Other Ben OPEX	CF	9300001182	8/31/2012	5.77
53401300	AWWSC Other Ben OPEX	CF	9300001182	8/31/2012	11.17
53401300	AWWSC Other Ben OPEX	CF	9300001182	8/31/2012	5.22
53401300	AWWSC Other Ben OPEX	CF	9300001183	8/31/2012	78.09
53401300	AWWSC Other Ben OPEX	CF	9300001183	8/31/2012	6.21
53401300	AWWSC Other Ben OPEX	CF	9300001183	8/31/2012	4.66
53401300	AWWSC Other Ben OPEX	CF	9300001183	8/31/2012	6.21
53401300	AWWSC Other Ben OPEX	CF	9300001184	8/31/2012	20.78
53401300	AWWSC Other Ben OPEX	CF	9300001184	8/31/2012	20.62
53401300	AWWSC Other Ben OPEX	CF	9300001184	8/31/2012	181.20
53401300	AWWSC Other Ben OPEX	CF	9300001184	8/31/2012	255.20
53401300	AWWSC Other Ben OPEX	CF	9300001184	8/31/2012	3.61
53401300	AWWSC Other Ben OPEX	CF	9300001184	8/31/2012	14.69
53401300	AWWSC Other Ben OPEX	CF	9300001185	8/31/2012	55.35
53401300	AWWSC Other Ben OPEX	CF	9300001185	8/31/2012	8.12
53401300	AWWSC Other Ben OPEX	CF	9300001185	8/31/2012	2.62
53401300	AWWSC Other Ben OPEX	CF	9300001186	8/31/2012	10.69
53401300	AWWSC Other Ben OPEX	CF	9300001186	8/31/2012	6.33
53401300	AWWSC Other Ben OPEX	CF	9300001186	8/31/2012	2.85
53401300	AWWSC Other Ben OPEX	CF	9300001186	8/31/2012	0.49
53401300	AWWSC Other Ben OPEX	CF	9300001186	8/31/2012	1.38
53401300	AWWSC Other Ben OPEX	CF	9300001187	8/31/2012	0.02
53401300	AWWSC Other Ben OPEX	CF	9300001187	8/31/2012	0.01
53401400	AWWSC Cont Svcs OPEX	CF	9300000524	8/31/2012	1,944.86
53401400	AWWSC Cont Svcs OPEX	CF	9300000525	8/31/2012	63,508.45
53401400	AWWSC Cont Svcs OPEX	CF	9300000526	8/31/2012	47,215.00
53401400	AWWSC Cont Svcs OPEX	CF	9300000527	8/31/2012	58,826.91
53401400	AWWSC Cont Svcs OPEX	CF	9300000528	8/31/2012	49,851.36
53401400	AWWSC Cont Svcs OPEX	CF	9300000529	8/31/2012	49,850.82
53401400	AWWSC Cont Svcs OPEX	CF	9300000530	8/31/2012	540.59
53401400	AWWSC Cont Svcs OPEX	CF	9300000532	8/31/2012	383.70
53401400	AWWSC Cont Svcs OPEX	CF	9300000746	8/31/2012	(25.74)
53401400	AWWSC Cont Svcs OPEX	CF	9300000747	8/31/2012	153.70
53401400	AWWSC Cont Svcs OPEX	CF	9300000750	8/31/2012	745.73
53401400	AWWSC Cont Svcs OPEX	CF	9300000753	8/31/2012	12.57
53401400	AWWSC Cont Svcs OPEX	CF	9300000757	8/31/2012	5,383.89
53401400	AWWSC Cont Svcs OPEX	CF	9300000759	8/31/2012	7,546.65
53401400	AWWSC Cont Svcs OPEX	CF	9300000762	8/31/2012	8,399.89
53401400	AWWSC Cont Svcs OPEX	CF	9300000766	8/31/2012	551.18
53401400	AWWSC Cont Svcs OPEX	CF	9300000770	8/31/2012	388.50
53401400	AWWSC Cont Svcs OPEX	CF	9300000771	8/31/2012	7,133.05
53401400	AWWSC Cont Svcs OPEX	CF	9300000773	8/31/2012	1.94
53401400	AWWSC Cont Svcs OPEX	CF	9300000776	8/31/2012	7,849.22
53401400	AWWSC Cont Svcs OPEX	CF	9300000780	8/31/2012	3,330.00



Kentucky American Water Company  
Case No. 2012-00520  
Response to PSC DR1, Item 31

Account	Description	Doc Type	Document Number	Posting Date	Amount
53401400	AWWSC Cont Svcs OPEX	CF	9300000781	8/31/2012	89.08
53401400	AWWSC Cont Svcs OPEX	CF	9300000782	8/31/2012	2,082.80
53401400	AWWSC Cont Svcs OPEX	CF	9300000784	8/31/2012	1,131.38
53401400	AWWSC Cont Svcs OPEX	CF	9300000797	8/31/2012	31,993.01
53401400	AWWSC Cont Svcs OPEX	CF	9300000804	8/31/2012	7,410.02
53401400	AWWSC Cont Svcs OPEX	CF	9300000818	8/31/2012	460.46
53401400	AWWSC Cont Svcs OPEX	CF	9300000830	8/31/2012	683.39
53401400	AWWSC Cont Svcs OPEX	CF	9300000832	8/31/2012	1,451.61
53401400	AWWSC Cont Svcs OPEX	CF	9300000834	8/31/2012	2,439.06
53401400	AWWSC Cont Svcs OPEX	CF	9300000835	8/31/2012	1,600.89
53401400	AWWSC Cont Svcs OPEX	CF	9300000836	8/31/2012	1,438.99
53401400	AWWSC Cont Svcs OPEX	CF	9300000839	8/31/2012	55.83
53401400	AWWSC Cont Svcs OPEX	CF	9300000840	8/31/2012	3,175.07
53401400	AWWSC Cont Svcs OPEX	CF	9300000842	8/31/2012	(1,944.86)
53401400	AWWSC Cont Svcs OPEX	CF	9300000844	8/31/2012	703.02
53401400	AWWSC Cont Svcs OPEX	CF	9300000845	8/31/2012	(269,252.52)
53401400	AWWSC Cont Svcs OPEX	CF	9300000846	8/31/2012	4,914.15
53401400	AWWSC Cont Svcs OPEX	CF	9300000849	8/31/2012	3,104.82
53401400	AWWSC Cont Svcs OPEX	CF	9300000850	8/31/2012	1,960.45
53401400	AWWSC Cont Svcs OPEX	CF	9300000852	8/31/2012	138.42
53401400	AWWSC Cont Svcs OPEX	CF	9300000853	8/31/2012	356.59
53401400	AWWSC Cont Svcs OPEX	CF	9300000855	8/31/2012	589.17
53401400	AWWSC Cont Svcs OPEX	CF	9300000856	8/31/2012	8,333.79
53401400	AWWSC Cont Svcs OPEX	CF	9300000857	8/31/2012	69.38
53401400	AWWSC Cont Svcs OPEX	CF	9300000860	8/31/2012	889.64
53401400	AWWSC Cont Svcs OPEX	CF	9300000861	8/31/2012	6,157.89
53401400	AWWSC Cont Svcs OPEX	CF	9300000863	8/31/2012	1,325.17
53401400	AWWSC Cont Svcs OPEX	CF	9300000867	8/31/2012	712.59
53401400	AWWSC Cont Svcs OPEX	CF	9300000872	8/31/2012	15,015.00
53401400	AWWSC Cont Svcs OPEX	CF	9300000874	8/31/2012	15,861.56
53401400	AWWSC Cont Svcs OPEX	CF	9300000875	8/31/2012	1,019.02
53401400	AWWSC Cont Svcs OPEX	CF	9300000876	8/31/2012	1,022.56
53401400	AWWSC Cont Svcs OPEX	CF	9300000877	8/31/2012	3,089.34
53401400	AWWSC Cont Svcs OPEX	CF	9300000879	8/31/2012	1,733.53
53401400	AWWSC Cont Svcs OPEX	CF	9300000880	8/31/2012	1,540.00
53401400	AWWSC Cont Svcs OPEX	CF	9300000883	8/31/2012	185.62
53401400	AWWSC Cont Svcs OPEX	CF	9300000887	8/31/2012	400.41
53401400	AWWSC Cont Svcs OPEX	CF	9300000889	8/31/2012	49,711.69
53401400	AWWSC Cont Svcs OPEX	CF	9300000891	8/31/2012	1,408.36
53401400	AWWSC Cont Svcs OPEX	CF	9300000893	8/31/2012	43.85
53401400	AWWSC Cont Svcs OPEX	CF	9300000901	8/31/2012	69.60
53401400	AWWSC Cont Svcs OPEX	CF	9300000907	8/31/2012	521.77
53401400	AWWSC Cont Svcs OPEX	CF	9300000911	8/31/2012	771.23
53401400	AWWSC Cont Svcs OPEX	CF	9300000920	8/31/2012	480.91
53401400	AWWSC Cont Svcs OPEX	CF	9300000922	8/31/2012	6,772.75
53401400	AWWSC Cont Svcs OPEX	CF	9300000924	8/31/2012	11,933.01
53401400	AWWSC Cont Svcs OPEX	CF	9300000932	8/31/2012	269.04
53401400	AWWSC Cont Svcs OPEX	CF	9300000934	8/31/2012	537.61
53401400	AWWSC Cont Svcs OPEX	CF	9300000940	8/31/2012	208.88
53401400	AWWSC Cont Svcs OPEX	CF	9300000958	8/31/2012	(2.78)
53401400	AWWSC Cont Svcs OPEX	CF	9300000961	8/31/2012	(537.61)
53401400	AWWSC Cont Svcs OPEX	CF	9300000963	8/31/2012	19.61
53401400	AWWSC Cont Svcs OPEX	CF	9300000964	8/31/2012	479.39
53401400	AWWSC Cont Svcs OPEX	CF	9300000970	8/31/2012	758.52
53401400	AWWSC Cont Svcs OPEX	CF	9300000982	8/31/2012	(303.36)
53401400	AWWSC Cont Svcs OPEX	CF	9300000996	8/31/2012	2,875.00
53401400	AWWSC Cont Svcs OPEX	CF	9300000997	8/31/2012	2,824.00
53401400	AWWSC Cont Svcs OPEX	CF	9300001172	8/31/2012	440.66
53401400	AWWSC Cont Svcs OPEX	CF	9300001178	8/31/2012	382.62
53401400	AWWSC Cont Svcs OPEX	CF	9300001183	8/31/2012	609.24
53401500	AWWSC Off Suppl OPEX	CF	9300000524	8/31/2012	435.83
53401500	AWWSC Off Suppl OPEX	CF	9300000525	8/31/2012	313.95
53401500	AWWSC Off Suppl OPEX	CF	9300000526	8/31/2012	324.37
53401500	AWWSC Off Suppl OPEX	CF	9300000527	8/31/2012	1,710.46
53401500	AWWSC Off Suppl OPEX	CF	9300000528	8/31/2012	10.67
53401500	AWWSC Off Suppl OPEX	CF	9300000529	8/31/2012	766.61
53401500	AWWSC Off Suppl OPEX	CF	9300000740	8/31/2012	377.55
53401500	AWWSC Off Suppl OPEX	CF	9300000745	8/31/2012	4.51
53401500	AWWSC Off Suppl OPEX	CF	9300000746	8/31/2012	767.59
53401500	AWWSC Off Suppl OPEX	CF	9300000751	8/31/2012	1,119.24
53401500	AWWSC Off Suppl OPEX	CF	9300000753	8/31/2012	19.39
53401500	AWWSC Off Suppl OPEX	CF	9300000789	8/31/2012	6.15
53401500	AWWSC Off Suppl OPEX	CF	9300000792	8/31/2012	2.99
53401500	AWWSC Off Suppl OPEX	CF	9300000808	8/31/2012	131.34
53401500	AWWSC Off Suppl OPEX	CF	9300000836	8/31/2012	466.47
53401500	AWWSC Off Suppl OPEX	CF	9300000841	8/31/2012	1.04
53401500	AWWSC Off Suppl OPEX	CF	9300000842	8/31/2012	(435.83)

Kentucky American Water Company  
Case No. 2012-00520  
Response to PSC DR1, Item 31

Account	Description	Doc Type	Document Number	Posting Date	Amount
53401500	AWWSC Off Suppl OPEX	CF	9300000843	8/31/2012	14.74
53401500	AWWSC Off Suppl OPEX	CF	9300000845	8/31/2012	30,476.70
53401500	AWWSC Off Suppl OPEX	CF	9300000859	8/31/2012	28.20
53401500	AWWSC Off Suppl OPEX	CF	9300000865	8/31/2012	33.19
53401500	AWWSC Off Suppl OPEX	CF	9300000868	8/31/2012	4.75
53401500	AWWSC Off Suppl OPEX	CF	9300000883	8/31/2012	1.81
53401500	AWWSC Off Suppl OPEX	CF	9300000884	8/31/2012	0.34
53401500	AWWSC Off Suppl OPEX	CF	9300000887	8/31/2012	6.16
53401500	AWWSC Off Suppl OPEX	CF	9300000890	8/31/2012	9.64
53401500	AWWSC Off Suppl OPEX	CF	9300000891	8/31/2012	0.08
53401500	AWWSC Off Suppl OPEX	CF	9300000903	8/31/2012	553.32
53401500	AWWSC Off Suppl OPEX	CF	9300000916	8/31/2012	20.56
53401500	AWWSC Off Suppl OPEX	CF	9300000924	8/31/2012	330.05
53401500	AWWSC Off Suppl OPEX	CF	9300000934	8/31/2012	4,781.62
53401500	AWWSC Off Suppl OPEX	CF	9300000952	8/31/2012	293.94
53401500	AWWSC Off Suppl OPEX	CF	9300000961	8/31/2012	(4,781.62)
53401500	AWWSC Off Suppl OPEX	CF	9300000962	8/31/2012	5.13
53401500	AWWSC Off Suppl OPEX	CF	9300000968	8/31/2012	492.79
53401500	AWWSC Off Suppl OPEX	CF	9300000982	8/31/2012	1,849.00
53401500	AWWSC Off Suppl OPEX	CF	9300001165	8/31/2012	1.24
53401500	AWWSC Off Suppl OPEX	CF	9300001165	8/31/2012	132.69
53401500	AWWSC Off Suppl OPEX	CF	9300001166	8/31/2012	0.56
53401500	AWWSC Off Suppl OPEX	CF	9300001167	8/31/2012	5.92
53401500	AWWSC Off Suppl OPEX	CF	9300001167	8/31/2012	2.13
53401500	AWWSC Off Suppl OPEX	CF	9300001167	8/31/2012	4.90
53401500	AWWSC Off Suppl OPEX	CF	9300001168	8/31/2012	0.62
53401500	AWWSC Off Suppl OPEX	CF	9300001168	8/31/2012	29.54
53401500	AWWSC Off Suppl OPEX	CF	9300001169	8/31/2012	1.53
53401500	AWWSC Off Suppl OPEX	CF	9300001169	8/31/2012	3.10
53401500	AWWSC Off Suppl OPEX	CF	9300001169	8/31/2012	1.31
53401500	AWWSC Off Suppl OPEX	CF	9300001170	8/31/2012	1.42
53401500	AWWSC Off Suppl OPEX	CF	9300001170	8/31/2012	5.21
53401500	AWWSC Off Suppl OPEX	CF	9300001171	8/31/2012	1,482.96
53401500	AWWSC Off Suppl OPEX	CF	9300001171	8/31/2012	2.07
53401500	AWWSC Off Suppl OPEX	CF	9300001172	8/31/2012	15.91
53401500	AWWSC Off Suppl OPEX	CF	9300001173	8/31/2012	0.21
53401500	AWWSC Off Suppl OPEX	CF	9300001173	8/31/2012	0.68
53401500	AWWSC Off Suppl OPEX	CF	9300001173	8/31/2012	1.82
53401500	AWWSC Off Suppl OPEX	CF	9300001173	8/31/2012	13.25
53401500	AWWSC Off Suppl OPEX	CF	9300001174	8/31/2012	29.16
53401500	AWWSC Off Suppl OPEX	CF	9300001174	8/31/2012	0.36
53401500	AWWSC Off Suppl OPEX	CF	9300001174	8/31/2012	83.21
53401500	AWWSC Off Suppl OPEX	CF	9300001174	8/31/2012	5.46
53401500	AWWSC Off Suppl OPEX	CF	9300001175	8/31/2012	0.73
53401500	AWWSC Off Suppl OPEX	CF	9300001175	8/31/2012	3.89
53401500	AWWSC Off Suppl OPEX	CF	9300001175	8/31/2012	8.70
53401500	AWWSC Off Suppl OPEX	CF	9300001176	8/31/2012	(590.96)
53401500	AWWSC Off Suppl OPEX	CF	9300001177	8/31/2012	327.99
53401500	AWWSC Off Suppl OPEX	CF	9300001178	8/31/2012	5.17
53401500	AWWSC Off Suppl OPEX	CF	9300001179	8/31/2012	0.49
53401500	AWWSC Off Suppl OPEX	CF	9300001180	8/31/2012	1.83
53401500	AWWSC Off Suppl OPEX	CF	9300001180	8/31/2012	13.51
53401500	AWWSC Off Suppl OPEX	CF	9300001181	8/31/2012	0.18
53401500	AWWSC Off Suppl OPEX	CF	9300001181	8/31/2012	1.17
53401500	AWWSC Off Suppl OPEX	CF	9300001182	8/31/2012	303.30
53401500	AWWSC Off Suppl OPEX	CF	9300001182	8/31/2012	17.93
53401500	AWWSC Off Suppl OPEX	CF	9300001182	8/31/2012	0.37
53401500	AWWSC Off Suppl OPEX	CF	9300001182	8/31/2012	1.72
53401500	AWWSC Off Suppl OPEX	CF	9300001183	8/31/2012	0.62
53401500	AWWSC Off Suppl OPEX	CF	9300001183	8/31/2012	2.76
53401500	AWWSC Off Suppl OPEX	CF	9300001184	8/31/2012	11.26
53401500	AWWSC Off Suppl OPEX	CF	9300001184	8/31/2012	4.93
53401500	AWWSC Off Suppl OPEX	CF	9300001185	8/31/2012	3.16
53401500	AWWSC Off Suppl OPEX	CF	9300001185	8/31/2012	0.39
53401500	AWWSC Off Suppl OPEX	CF	9300001186	8/31/2012	0.99
53401500	AWWSC Off Suppl OPEX	CF	9300001186	8/31/2012	0.19
53401500	AWWSC Off Suppl OPEX	CF	9300001186	8/31/2012	0.33
53401500	AWWSC Off Suppl OPEX	CF	9300001187	8/31/2012	0.07
53401700	AWWSC Rents OPEX	CF	9300000740	8/31/2012	65.32
53401700	AWWSC Rents OPEX	CF	9300000746	8/31/2012	64.90
53401700	AWWSC Rents OPEX	CF	9300000865	8/31/2012	132.75
53401700	AWWSC Rents OPEX	CF	9300000925	8/31/2012	54.77
53401700	AWWSC Rents OPEX	CF	9300000929	8/31/2012	0.44
53401700	AWWSC Rents OPEX	CF	9300000934	8/31/2012	412.13
53401700	AWWSC Rents OPEX	CF	9300000960	8/31/2012	1,744.17
53401700	AWWSC Rents OPEX	CF	9300000961	8/31/2012	(412.13)
53401700	AWWSC Rents OPEX	CF	9300000964	8/31/2012	113.98

Kentucky American Water Company  
Case No. 2012-00520  
Response to PSC DR1, Item 31

Account	Description	Doc Type	Document Number	Posting Date	Amount
53401700	AWWSC Rents OPEX	CF	9300000967	8/31/2012	535.04
53401700	AWWSC Rents OPEX	CF	9300000968	8/31/2012	258.12
53401700	AWWSC Rents OPEX	CF	9300000982	8/31/2012	25.16
53401700	AWWSC Rents OPEX	CF	9300001165	8/31/2012	3,130.52
53401700	AWWSC Rents OPEX	CF	9300001171	8/31/2012	5,452.35
53401700	AWWSC Rents OPEX	CF	9300001174	8/31/2012	1,289.66
53401700	AWWSC Rents OPEX	CF	9300001176	8/31/2012	(23.08)
53401700	AWWSC Rents OPEX	CF	9300001177	8/31/2012	1,081.97
53401700	AWWSC Rents OPEX	CF	9300001178	8/31/2012	20.14
53401700	AWWSC Rents OPEX	CF	9300001179	8/31/2012	1,467.90
53401700	AWWSC Rents OPEX	CF	9300001179	8/31/2012	861.40
53401700	AWWSC Rents OPEX	CF	9300001183	8/31/2012	370.59
53401700	AWWSC Rents OPEX	CF	9300001184	8/31/2012	3.23
53401700	AWWSC Rents OPEX	CF	9300001185	8/31/2012	1,035.44
53401700	AWWSC Rents OPEX	CF	9300001186	8/31/2012	246.85
53402100	AWWSC Oth O&M OPEX	CF	9300000524	8/31/2012	225.65
53402100	AWWSC Oth O&M OPEX	CF	9300000525	8/31/2012	8.78
53402100	AWWSC Oth O&M OPEX	CF	9300000526	8/31/2012	10.37
53402100	AWWSC Oth O&M OPEX	CF	9300000527	8/31/2012	15.99
53402100	AWWSC Oth O&M OPEX	CF	9300000528	8/31/2012	(0.03)
53402100	AWWSC Oth O&M OPEX	CF	9300000529	8/31/2012	127.35
53402100	AWWSC Oth O&M OPEX	CF	9300000740	8/31/2012	1,210.06
53402100	AWWSC Oth O&M OPEX	CF	9300000745	8/31/2012	5.16
53402100	AWWSC Oth O&M OPEX	CF	9300000746	8/31/2012	1,686.97
53402100	AWWSC Oth O&M OPEX	CF	9300000747	8/31/2012	0.40
53402100	AWWSC Oth O&M OPEX	CF	9300000750	8/31/2012	4.70
53402100	AWWSC Oth O&M OPEX	CF	9300000751	8/31/2012	195.37
53402100	AWWSC Oth O&M OPEX	CF	9300000753	8/31/2012	38.44
53402100	AWWSC Oth O&M OPEX	CF	9300000755	8/31/2012	(1,047.54)
53402100	AWWSC Oth O&M OPEX	CF	9300000759	8/31/2012	33.58
53402100	AWWSC Oth O&M OPEX	CF	9300000762	8/31/2012	27.38
53402100	AWWSC Oth O&M OPEX	CF	9300000767	8/31/2012	0.60
53402100	AWWSC Oth O&M OPEX	CF	9300000768	8/31/2012	1.18
53402100	AWWSC Oth O&M OPEX	CF	9300000769	8/31/2012	12.49
53402100	AWWSC Oth O&M OPEX	CF	9300000771	8/31/2012	184.11
53402100	AWWSC Oth O&M OPEX	CF	9300000772	8/31/2012	7.51
53402100	AWWSC Oth O&M OPEX	CF	9300000773	8/31/2012	209.19
53402100	AWWSC Oth O&M OPEX	CF	9300000774	8/31/2012	77.26
53402100	AWWSC Oth O&M OPEX	CF	9300000775	8/31/2012	9.41
53402100	AWWSC Oth O&M OPEX	CF	9300000776	8/31/2012	17.31
53402100	AWWSC Oth O&M OPEX	CF	9300000777	8/31/2012	2.46
53402100	AWWSC Oth O&M OPEX	CF	9300000778	8/31/2012	14.26
53402100	AWWSC Oth O&M OPEX	CF	9300000780	8/31/2012	4.53
53402100	AWWSC Oth O&M OPEX	CF	9300000781	8/31/2012	165.35
53402100	AWWSC Oth O&M OPEX	CF	9300000782	8/31/2012	106.42
53402100	AWWSC Oth O&M OPEX	CF	9300000783	8/31/2012	4.03
53402100	AWWSC Oth O&M OPEX	CF	9300000784	8/31/2012	(1,942.50)
53402100	AWWSC Oth O&M OPEX	CF	9300000785	8/31/2012	5.15
53402100	AWWSC Oth O&M OPEX	CF	9300000789	8/31/2012	71.00
53402100	AWWSC Oth O&M OPEX	CF	9300000790	8/31/2012	61.72
53402100	AWWSC Oth O&M OPEX	CF	9300000792	8/31/2012	150.90
53402100	AWWSC Oth O&M OPEX	CF	9300000793	8/31/2012	6.44
53402100	AWWSC Oth O&M OPEX	CF	9300000797	8/31/2012	55.45
53402100	AWWSC Oth O&M OPEX	CF	9300000800	8/31/2012	11.84
53402100	AWWSC Oth O&M OPEX	CF	9300000801	8/31/2012	43.99
53402100	AWWSC Oth O&M OPEX	CF	9300000805	8/31/2012	(577.50)
53402100	AWWSC Oth O&M OPEX	CF	9300000806	8/31/2012	(1,136.33)
53402100	AWWSC Oth O&M OPEX	CF	9300000808	8/31/2012	(692.20)
53402100	AWWSC Oth O&M OPEX	CF	9300000809	8/31/2012	(668.26)
53402100	AWWSC Oth O&M OPEX	CF	9300000810	8/31/2012	(473.53)
53402100	AWWSC Oth O&M OPEX	CF	9300000811	8/31/2012	(1,340.12)
53402100	AWWSC Oth O&M OPEX	CF	9300000813	8/31/2012	(371.06)
53402100	AWWSC Oth O&M OPEX	CF	9300000814	8/31/2012	8.08
53402100	AWWSC Oth O&M OPEX	CF	9300000815	8/31/2012	0.75
53402100	AWWSC Oth O&M OPEX	CF	9300000816	8/31/2012	7.46
53402100	AWWSC Oth O&M OPEX	CF	9300000817	8/31/2012	6.73
53402100	AWWSC Oth O&M OPEX	CF	9300000818	8/31/2012	99.54
53402100	AWWSC Oth O&M OPEX	CF	9300000820	8/31/2012	4.31
53402100	AWWSC Oth O&M OPEX	CF	9300000821	8/31/2012	9.17
53402100	AWWSC Oth O&M OPEX	CF	9300000822	8/31/2012	10.54
53402100	AWWSC Oth O&M OPEX	CF	9300000823	8/31/2012	4.62
53402100	AWWSC Oth O&M OPEX	CF	9300000825	8/31/2012	1.33
53402100	AWWSC Oth O&M OPEX	CF	9300000826	8/31/2012	90.51
53402100	AWWSC Oth O&M OPEX	CF	9300000827	8/31/2012	0.25
53402100	AWWSC Oth O&M OPEX	CF	9300000829	8/31/2012	1.38
53402100	AWWSC Oth O&M OPEX	CF	9300000830	8/31/2012	35.55
53402100	AWWSC Oth O&M OPEX	CF	9300000831	8/31/2012	30.93

Kentucky American Water Company  
Case No. 2012-00520  
Response to PSC DR1, Item 31

Account	Description	Doc Type	Document Number	Posting Date	Amount
53402100	AWWSC Oth O&M OPEX	CF	9300000832	8/31/2012	(750.57)
53402100	AWWSC Oth O&M OPEX	CF	9300000837	8/31/2012	20.23
53402100	AWWSC Oth O&M OPEX	CF	9300000838	8/31/2012	0.20
53402100	AWWSC Oth O&M OPEX	CF	9300000839	8/31/2012	0.02
53402100	AWWSC Oth O&M OPEX	CF	9300000840	8/31/2012	27.12
53402100	AWWSC Oth O&M OPEX	CF	9300000842	8/31/2012	(225.65)
53402100	AWWSC Oth O&M OPEX	CF	9300000843	8/31/2012	64.78
53402100	AWWSC Oth O&M OPEX	CF	9300000844	8/31/2012	33.97
53402100	AWWSC Oth O&M OPEX	CF	9300000845	8/31/2012	20,007.72
53402100	AWWSC Oth O&M OPEX	CF	9300000846	8/31/2012	137.12
53402100	AWWSC Oth O&M OPEX	CF	9300000847	8/31/2012	1.17
53402100	AWWSC Oth O&M OPEX	CF	9300000848	8/31/2012	0.09
53402100	AWWSC Oth O&M OPEX	CF	9300000849	8/31/2012	40.91
53402100	AWWSC Oth O&M OPEX	CF	9300000850	8/31/2012	284.03
53402100	AWWSC Oth O&M OPEX	CF	9300000851	8/31/2012	13.71
53402100	AWWSC Oth O&M OPEX	CF	9300000852	8/31/2012	51.79
53402100	AWWSC Oth O&M OPEX	CF	9300000853	8/31/2012	21.52
53402100	AWWSC Oth O&M OPEX	CF	9300000854	8/31/2012	82.70
53402100	AWWSC Oth O&M OPEX	CF	9300000855	8/31/2012	1,614.94
53402100	AWWSC Oth O&M OPEX	CF	9300000856	8/31/2012	3,672.00
53402100	AWWSC Oth O&M OPEX	CF	9300000857	8/31/2012	92.16
53402100	AWWSC Oth O&M OPEX	CF	9300000858	8/31/2012	5.21
53402100	AWWSC Oth O&M OPEX	CF	9300000859	8/31/2012	9.10
53402100	AWWSC Oth O&M OPEX	CF	9300000860	8/31/2012	163.42
53402100	AWWSC Oth O&M OPEX	CF	9300000861	8/31/2012	1,605.85
53402100	AWWSC Oth O&M OPEX	CF	9300000862	8/31/2012	14.71
53402100	AWWSC Oth O&M OPEX	CF	9300000863	8/31/2012	514.80
53402100	AWWSC Oth O&M OPEX	CF	9300000864	8/31/2012	1.00
53402100	AWWSC Oth O&M OPEX	CF	9300000865	8/31/2012	(295.22)
53402100	AWWSC Oth O&M OPEX	CF	9300000866	8/31/2012	6.40
53402100	AWWSC Oth O&M OPEX	CF	9300000867	8/31/2012	(0.67)
53402100	AWWSC Oth O&M OPEX	CF	9300000868	8/31/2012	22.89
53402100	AWWSC Oth O&M OPEX	CF	9300000869	8/31/2012	5.78
53402100	AWWSC Oth O&M OPEX	CF	9300000872	8/31/2012	15.40
53402100	AWWSC Oth O&M OPEX	CF	9300000875	8/31/2012	37.73
53402100	AWWSC Oth O&M OPEX	CF	9300000876	8/31/2012	54.48
53402100	AWWSC Oth O&M OPEX	CF	9300000877	8/31/2012	688.84
53402100	AWWSC Oth O&M OPEX	CF	9300000878	8/31/2012	14.86
53402100	AWWSC Oth O&M OPEX	CF	9300000879	8/31/2012	48.14
53402100	AWWSC Oth O&M OPEX	CF	9300000881	8/31/2012	40.03
53402100	AWWSC Oth O&M OPEX	CF	9300000882	8/31/2012	1.20
53402100	AWWSC Oth O&M OPEX	CF	9300000883	8/31/2012	115.98
53402100	AWWSC Oth O&M OPEX	CF	9300000885	8/31/2012	7.06
53402100	AWWSC Oth O&M OPEX	CF	9300000887	8/31/2012	0.34
53402100	AWWSC Oth O&M OPEX	CF	9300000888	8/31/2012	0.50
53402100	AWWSC Oth O&M OPEX	CF	9300000889	8/31/2012	124.11
53402100	AWWSC Oth O&M OPEX	CF	9300000890	8/31/2012	5.33
53402100	AWWSC Oth O&M OPEX	CF	9300000892	8/31/2012	(0.58)
53402100	AWWSC Oth O&M OPEX	CF	9300000902	8/31/2012	3.95
53402100	AWWSC Oth O&M OPEX	CF	9300000903	8/31/2012	29.87
53402100	AWWSC Oth O&M OPEX	CF	9300000904	8/31/2012	3.73
53402100	AWWSC Oth O&M OPEX	CF	9300000905	8/31/2012	103.50
53402100	AWWSC Oth O&M OPEX	CF	9300000909	8/31/2012	11.21
53402100	AWWSC Oth O&M OPEX	CF	9300000910	8/31/2012	16.50
53402100	AWWSC Oth O&M OPEX	CF	9300000911	8/31/2012	1,795.21
53402100	AWWSC Oth O&M OPEX	CF	9300000912	8/31/2012	0.45
53402100	AWWSC Oth O&M OPEX	CF	9300000913	8/31/2012	235.82
53402100	AWWSC Oth O&M OPEX	CF	9300000915	8/31/2012	5.52
53402100	AWWSC Oth O&M OPEX	CF	9300000916	8/31/2012	20.67
53402100	AWWSC Oth O&M OPEX	CF	9300000917	8/31/2012	504.05
53402100	AWWSC Oth O&M OPEX	CF	9300000918	8/31/2012	(0.50)
53402100	AWWSC Oth O&M OPEX	CF	9300000919	8/31/2012	981.13
53402100	AWWSC Oth O&M OPEX	CF	9300000920	8/31/2012	20.35
53402100	AWWSC Oth O&M OPEX	CF	9300000922	8/31/2012	20.27
53402100	AWWSC Oth O&M OPEX	CF	9300000924	8/31/2012	688.21
53402100	AWWSC Oth O&M OPEX	CF	9300000925	8/31/2012	197.18
53402100	AWWSC Oth O&M OPEX	CF	9300000934	8/31/2012	2,660.09
53402100	AWWSC Oth O&M OPEX	CF	9300000944	8/31/2012	(707.12)
53402100	AWWSC Oth O&M OPEX	CF	9300000947	8/31/2012	76.15
53402100	AWWSC Oth O&M OPEX	CF	9300000948	8/31/2012	17.19
53402100	AWWSC Oth O&M OPEX	CF	9300000949	8/31/2012	26.33
53402100	AWWSC Oth O&M OPEX	CF	9300000950	8/31/2012	18.74
53402100	AWWSC Oth O&M OPEX	CF	9300000952	8/31/2012	53.94
53402100	AWWSC Oth O&M OPEX	CF	9300000953	8/31/2012	35.08
53402100	AWWSC Oth O&M OPEX	CF	9300000958	8/31/2012	14.31
53402100	AWWSC Oth O&M OPEX	CF	9300000961	8/31/2012	(2,462.83)
53402100	AWWSC Oth O&M OPEX	CF	9300000962	8/31/2012	448.00

Kentucky American Water Company  
Case No. 2012-00520  
Response to PSC DR1, Item 31

Account	Description	Doc Type	Document Number	Posting Date	Amount
53402100	AWWSC Oth O&M OPEX	CF	9300000963	8/31/2012	10.91
53402100	AWWSC Oth O&M OPEX	CF	9300000964	8/31/2012	45.71
53402100	AWWSC Oth O&M OPEX	CF	9300000965	8/31/2012	16.07
53402100	AWWSC Oth O&M OPEX	CF	9300000966	8/31/2012	49.01
53402100	AWWSC Oth O&M OPEX	CF	9300000967	8/31/2012	29.02
53402100	AWWSC Oth O&M OPEX	CF	9300000968	8/31/2012	26.73
53402100	AWWSC Oth O&M OPEX	CF	9300000969	8/31/2012	(1.73)
53402100	AWWSC Oth O&M OPEX	CF	9300000974	8/31/2012	(1.83)
53402100	AWWSC Oth O&M OPEX	CF	9300000976	8/31/2012	15.95
53402100	AWWSC Oth O&M OPEX	CF	9300000977	8/31/2012	12.27
53402100	AWWSC Oth O&M OPEX	CF	9300000978	8/31/2012	(0.25)
53402100	AWWSC Oth O&M OPEX	CF	9300000982	8/31/2012	1,184.62
53402100	AWWSC Oth O&M OPEX	CF	9300000989	8/31/2012	8,656.61
53402100	AWWSC Oth O&M OPEX	CF	9300000990	8/31/2012	(889.12)
53402100	AWWSC Oth O&M OPEX	CF	9300001165	8/31/2012	39.62
53402100	AWWSC Oth O&M OPEX	CF	9300001165	8/31/2012	67.71
53402100	AWWSC Oth O&M OPEX	CF	9300001165	8/31/2012	17.93
53402100	AWWSC Oth O&M OPEX	CF	9300001165	8/31/2012	1,742.57
53402100	AWWSC Oth O&M OPEX	CF	9300001165	8/31/2012	457.06
53402100	AWWSC Oth O&M OPEX	CF	9300001166	8/31/2012	7.42
53402100	AWWSC Oth O&M OPEX	CF	9300001166	8/31/2012	16.03
53402100	AWWSC Oth O&M OPEX	CF	9300001166	8/31/2012	17.53
53402100	AWWSC Oth O&M OPEX	CF	9300001166	8/31/2012	74.81
53402100	AWWSC Oth O&M OPEX	CF	9300001167	8/31/2012	76.52
53402100	AWWSC Oth O&M OPEX	CF	9300001167	8/31/2012	43.07
53402100	AWWSC Oth O&M OPEX	CF	9300001167	8/31/2012	35.54
53402100	AWWSC Oth O&M OPEX	CF	9300001167	8/31/2012	9.90
53402100	AWWSC Oth O&M OPEX	CF	9300001167	8/31/2012	47.21
53402100	AWWSC Oth O&M OPEX	CF	9300001168	8/31/2012	79.22
53402100	AWWSC Oth O&M OPEX	CF	9300001168	8/31/2012	16.42
53402100	AWWSC Oth O&M OPEX	CF	9300001168	8/31/2012	94.85
53402100	AWWSC Oth O&M OPEX	CF	9300001168	8/31/2012	66.21
53402100	AWWSC Oth O&M OPEX	CF	9300001168	8/31/2012	13.58
53402100	AWWSC Oth O&M OPEX	CF	9300001169	8/31/2012	29.44
53402100	AWWSC Oth O&M OPEX	CF	9300001169	8/31/2012	42.89
53402100	AWWSC Oth O&M OPEX	CF	9300001169	8/31/2012	17.08
53402100	AWWSC Oth O&M OPEX	CF	9300001169	8/31/2012	44.14
53402100	AWWSC Oth O&M OPEX	CF	9300001169	8/31/2012	167.63
53402100	AWWSC Oth O&M OPEX	CF	9300001170	8/31/2012	17.31
53402100	AWWSC Oth O&M OPEX	CF	9300001170	8/31/2012	90.13
53402100	AWWSC Oth O&M OPEX	CF	9300001170	8/31/2012	1,512.79
53402100	AWWSC Oth O&M OPEX	CF	9300001170	8/31/2012	93.13
53402100	AWWSC Oth O&M OPEX	CF	9300001171	8/31/2012	55.05
53402100	AWWSC Oth O&M OPEX	CF	9300001171	8/31/2012	2.48
53402100	AWWSC Oth O&M OPEX	CF	9300001172	8/31/2012	29.64
53402100	AWWSC Oth O&M OPEX	CF	9300001172	8/31/2012	600.23
53402100	AWWSC Oth O&M OPEX	CF	9300001173	8/31/2012	63.27
53402100	AWWSC Oth O&M OPEX	CF	9300001173	8/31/2012	69.33
53402100	AWWSC Oth O&M OPEX	CF	9300001173	8/31/2012	24.46
53402100	AWWSC Oth O&M OPEX	CF	9300001173	8/31/2012	212.50
53402100	AWWSC Oth O&M OPEX	CF	9300001173	8/31/2012	155.60
53402100	AWWSC Oth O&M OPEX	CF	9300001174	8/31/2012	117.33
53402100	AWWSC Oth O&M OPEX	CF	9300001174	8/31/2012	737.33
53402100	AWWSC Oth O&M OPEX	CF	9300001174	8/31/2012	297.30
53402100	AWWSC Oth O&M OPEX	CF	9300001175	8/31/2012	96.91
53402100	AWWSC Oth O&M OPEX	CF	9300001175	8/31/2012	72.27
53402100	AWWSC Oth O&M OPEX	CF	9300001175	8/31/2012	89.69
53402100	AWWSC Oth O&M OPEX	CF	9300001175	8/31/2012	535.15
53402100	AWWSC Oth O&M OPEX	CF	9300001175	8/31/2012	23.76
53402100	AWWSC Oth O&M OPEX	CF	9300001175	8/31/2012	73.38
53402100	AWWSC Oth O&M OPEX	CF	9300001175	8/31/2012	48.98
53402100	AWWSC Oth O&M OPEX	CF	9300001176	8/31/2012	319.44
53402100	AWWSC Oth O&M OPEX	CF	9300001176	8/31/2012	330.79
53402100	AWWSC Oth O&M OPEX	CF	9300001176	8/31/2012	3,359.42
53402100	AWWSC Oth O&M OPEX	CF	9300001176	8/31/2012	68.80
53402100	AWWSC Oth O&M OPEX	CF	9300001176	8/31/2012	33.55
53402100	AWWSC Oth O&M OPEX	CF	9300001176	8/31/2012	59.95
53402100	AWWSC Oth O&M OPEX	CF	9300001177	8/31/2012	106.56
53402100	AWWSC Oth O&M OPEX	CF	9300001177	8/31/2012	582.72
53402100	AWWSC Oth O&M OPEX	CF	9300001177	8/31/2012	9.03
53402100	AWWSC Oth O&M OPEX	CF	9300001177	8/31/2012	10.32
53402100	AWWSC Oth O&M OPEX	CF	9300001177	8/31/2012	478.73
53402100	AWWSC Oth O&M OPEX	CF	9300001177	8/31/2012	11,378.46
53402100	AWWSC Oth O&M OPEX	CF	9300001177	8/31/2012	22.98
53402100	AWWSC Oth O&M OPEX	CF	9300001178	8/31/2012	18.29
53402100	AWWSC Oth O&M OPEX	CF	9300001178	8/31/2012	89.64
53402100	AWWSC Oth O&M OPEX	CF	9300001178	8/31/2012	15.88

Kentucky American Water Company  
Case No. 2012-00520  
Response to PSC DR1, Item 31

Account	Description	Doc Type	Document Number	Posting Date	Amount
53402100	AWWSC Oth O&M OPEX	CF	9300001178	8/31/2012	11,866.60
53402100	AWWSC Oth O&M OPEX	CF	9300001178	8/31/2012	3,044.71
53402100	AWWSC Oth O&M OPEX	CF	9300001179	8/31/2012	55.52
53402100	AWWSC Oth O&M OPEX	CF	9300001179	8/31/2012	7.44
53402100	AWWSC Oth O&M OPEX	CF	9300001179	8/31/2012	40.48
53402100	AWWSC Oth O&M OPEX	CF	9300001179	8/31/2012	1,582.09
53402100	AWWSC Oth O&M OPEX	CF	9300001179	8/31/2012	1,193.95
53402100	AWWSC Oth O&M OPEX	CF	9300001180	8/31/2012	228.70
53402100	AWWSC Oth O&M OPEX	CF	9300001180	8/31/2012	30.00
53402100	AWWSC Oth O&M OPEX	CF	9300001180	8/31/2012	2,132.40
53402100	AWWSC Oth O&M OPEX	CF	9300001180	8/31/2012	329.70
53402100	AWWSC Oth O&M OPEX	CF	9300001180	8/31/2012	4,209.42
53402100	AWWSC Oth O&M OPEX	CF	9300001180	8/31/2012	73.18
53402100	AWWSC Oth O&M OPEX	CF	9300001180	8/31/2012	16.95
53402100	AWWSC Oth O&M OPEX	CF	9300001181	8/31/2012	11,352.81
53402100	AWWSC Oth O&M OPEX	CF	9300001181	8/31/2012	29.48
53402100	AWWSC Oth O&M OPEX	CF	9300001181	8/31/2012	45.79
53402100	AWWSC Oth O&M OPEX	CF	9300001181	8/31/2012	44.80
53402100	AWWSC Oth O&M OPEX	CF	9300001182	8/31/2012	38.56
53402100	AWWSC Oth O&M OPEX	CF	9300001182	8/31/2012	719.24
53402100	AWWSC Oth O&M OPEX	CF	9300001182	8/31/2012	13.35
53402100	AWWSC Oth O&M OPEX	CF	9300001182	8/31/2012	32.93
53402100	AWWSC Oth O&M OPEX	CF	9300001182	8/31/2012	25.29
53402100	AWWSC Oth O&M OPEX	CF	9300001182	8/31/2012	23.68
53402100	AWWSC Oth O&M OPEX	CF	9300001183	8/31/2012	52.64
53402100	AWWSC Oth O&M OPEX	CF	9300001183	8/31/2012	29.40
53402100	AWWSC Oth O&M OPEX	CF	9300001183	8/31/2012	164.04
53402100	AWWSC Oth O&M OPEX	CF	9300001184	8/31/2012	92.53
53402100	AWWSC Oth O&M OPEX	CF	9300001184	8/31/2012	93.13
53402100	AWWSC Oth O&M OPEX	CF	9300001184	8/31/2012	150.47
53402100	AWWSC Oth O&M OPEX	CF	9300001184	8/31/2012	13.26
53402100	AWWSC Oth O&M OPEX	CF	9300001185	8/31/2012	163.56
53402100	AWWSC Oth O&M OPEX	CF	9300001185	8/31/2012	293.92
53402100	AWWSC Oth O&M OPEX	CF	9300001185	8/31/2012	110.02
53402100	AWWSC Oth O&M OPEX	CF	9300001185	8/31/2012	701.53
53402100	AWWSC Oth O&M OPEX	CF	9300001186	8/31/2012	9.37
53402100	AWWSC Oth O&M OPEX	CF	9300001186	8/31/2012	16.16
53402100	AWWSC Oth O&M OPEX	CF	9300001186	8/31/2012	6.55
53402100	AWWSC Oth O&M OPEX	CF	9300001186	8/31/2012	0.96
53402100	AWWSC Oth O&M OPEX	CF	9300001186	8/31/2012	1.25
53402100	AWWSC Oth O&M OPEX	CF	9300001186	8/31/2012	5.34
53402100	AWWSC Oth O&M OPEX	CF	9300001187	8/31/2012	3.20
53402100	AWWSC Oth O&M OPEX	CF	9300001187	8/31/2012	2.73
53402200	AWWSC Dpr/Amrt OPEX	CF	9300001165	8/31/2012	3,797.45
53402200	AWWSC Dpr/Amrt OPEX	CF	9300001165	8/31/2012	31.25
53402200	AWWSC Dpr/Amrt OPEX	CF	9300001167	8/31/2012	112.09
53402200	AWWSC Dpr/Amrt OPEX	CF	9300001170	8/31/2012	38.53
53402200	AWWSC Dpr/Amrt OPEX	CF	9300001170	8/31/2012	923.02
53402200	AWWSC Dpr/Amrt OPEX	CF	9300001173	8/31/2012	172.66
53402200	AWWSC Dpr/Amrt OPEX	CF	9300001174	8/31/2012	281.81
53402200	AWWSC Dpr/Amrt OPEX	CF	9300001174	8/31/2012	1,008.44
53402200	AWWSC Dpr/Amrt OPEX	CF	9300001175	8/31/2012	43.37
53402200	AWWSC Dpr/Amrt OPEX	CF	9300001175	8/31/2012	6,436.55
53402200	AWWSC Dpr/Amrt OPEX	CF	9300001176	8/31/2012	1,355.68
53402200	AWWSC Dpr/Amrt OPEX	CF	9300001177	8/31/2012	1,679.45
53402200	AWWSC Dpr/Amrt OPEX	CF	9300001177	8/31/2012	2,138.99
53402200	AWWSC Dpr/Amrt OPEX	CF	9300001177	8/31/2012	7.99
53402200	AWWSC Dpr/Amrt OPEX	CF	9300001177	8/31/2012	2,050.57
53402200	AWWSC Dpr/Amrt OPEX	CF	9300001178	8/31/2012	3,697.09
53402200	AWWSC Dpr/Amrt OPEX	CF	9300001179	8/31/2012	4,403.63
53402200	AWWSC Dpr/Amrt OPEX	CF	9300001179	8/31/2012	54,791.95
53402200	AWWSC Dpr/Amrt OPEX	CF	9300001183	8/31/2012	89.14
53402200	AWWSC Dpr/Amrt OPEX	CF	9300001185	8/31/2012	1,548.71
53402200	AWWSC Dpr/Amrt OPEX	CF	9300001186	8/31/2012	17.93
53402300	AWWSC Gen Tax OPEX	CF	9300000519	8/31/2012	0.27
53402300	AWWSC Gen Tax OPEX	CF	9300000520	8/31/2012	0.25
53402300	AWWSC Gen Tax OPEX	CF	9300000521	8/31/2012	1.08
53402300	AWWSC Gen Tax OPEX	CF	9300000522	8/31/2012	0.39
53402300	AWWSC Gen Tax OPEX	CF	9300000523	8/31/2012	0.43
53402300	AWWSC Gen Tax OPEX	CF	9300000524	8/31/2012	892.49
53402300	AWWSC Gen Tax OPEX	CF	9300000525	8/31/2012	(18.70)
53402300	AWWSC Gen Tax OPEX	CF	9300000526	8/31/2012	(23.44)
53402300	AWWSC Gen Tax OPEX	CF	9300000527	8/31/2012	(35.80)
53402300	AWWSC Gen Tax OPEX	CF	9300000528	8/31/2012	(25.72)
53402300	AWWSC Gen Tax OPEX	CF	9300000529	8/31/2012	(32.53)
53402300	AWWSC Gen Tax OPEX	CF	9300000531	8/31/2012	24.00
53402300	AWWSC Gen Tax OPEX	CF	9300000738	8/31/2012	28.68

Kentucky American Water Company  
Case No. 2012-00520  
Response to PSC DR1, Item 31

Account	Description	Doc Type	Document Number	Posting Date	Amount
53402300	AWWSC Gen Tax OPEX	CF	9300000739	8/31/2012	25.81
53402300	AWWSC Gen Tax OPEX	CF	9300000740	8/31/2012	39.55
53402300	AWWSC Gen Tax OPEX	CF	9300000741	8/31/2012	3.41
53402300	AWWSC Gen Tax OPEX	CF	9300000742	8/31/2012	9.14
53402300	AWWSC Gen Tax OPEX	CF	9300000743	8/31/2012	221.06
53402300	AWWSC Gen Tax OPEX	CF	9300000744	8/31/2012	113.40
53402300	AWWSC Gen Tax OPEX	CF	9300000745	8/31/2012	201.26
53402300	AWWSC Gen Tax OPEX	CF	9300000746	8/31/2012	202.63
53402300	AWWSC Gen Tax OPEX	CF	9300000747	8/31/2012	333.38
53402300	AWWSC Gen Tax OPEX	CF	9300000748	8/31/2012	1,178.40
53402300	AWWSC Gen Tax OPEX	CF	9300000749	8/31/2012	12.38
53402300	AWWSC Gen Tax OPEX	CF	9300000750	8/31/2012	86.94
53402300	AWWSC Gen Tax OPEX	CF	9300000751	8/31/2012	18.95
53402300	AWWSC Gen Tax OPEX	CF	9300000752	8/31/2012	4.32
53402300	AWWSC Gen Tax OPEX	CF	9300000753	8/31/2012	75.18
53402300	AWWSC Gen Tax OPEX	CF	9300000754	8/31/2012	0.76
53402300	AWWSC Gen Tax OPEX	CF	9300000755	8/31/2012	4.72
53402300	AWWSC Gen Tax OPEX	CF	9300000756	8/31/2012	23.82
53402300	AWWSC Gen Tax OPEX	CF	9300000758	8/31/2012	19.60
53402300	AWWSC Gen Tax OPEX	CF	9300000759	8/31/2012	2,790.41
53402300	AWWSC Gen Tax OPEX	CF	9300000760	8/31/2012	0.47
53402300	AWWSC Gen Tax OPEX	CF	9300000761	8/31/2012	44.07
53402300	AWWSC Gen Tax OPEX	CF	9300000762	8/31/2012	2,323.40
53402300	AWWSC Gen Tax OPEX	CF	9300000763	8/31/2012	98.13
53402300	AWWSC Gen Tax OPEX	CF	9300000764	8/31/2012	45.89
53402300	AWWSC Gen Tax OPEX	CF	9300000765	8/31/2012	69.27
53402300	AWWSC Gen Tax OPEX	CF	9300000771	8/31/2012	15.18
53402300	AWWSC Gen Tax OPEX	CF	9300000772	8/31/2012	312.68
53402300	AWWSC Gen Tax OPEX	CF	9300000773	8/31/2012	145.78
53402300	AWWSC Gen Tax OPEX	CF	9300000774	8/31/2012	11.36
53402300	AWWSC Gen Tax OPEX	CF	9300000775	8/31/2012	47.27
53402300	AWWSC Gen Tax OPEX	CF	9300000776	8/31/2012	13.25
53402300	AWWSC Gen Tax OPEX	CF	9300000778	8/31/2012	140.81
53402300	AWWSC Gen Tax OPEX	CF	9300000780	8/31/2012	30.06
53402300	AWWSC Gen Tax OPEX	CF	9300000781	8/31/2012	82.10
53402300	AWWSC Gen Tax OPEX	CF	9300000782	8/31/2012	79.14
53402300	AWWSC Gen Tax OPEX	CF	9300000783	8/31/2012	21.12
53402300	AWWSC Gen Tax OPEX	CF	9300000786	8/31/2012	12.54
53402300	AWWSC Gen Tax OPEX	CF	9300000787	8/31/2012	0.61
53402300	AWWSC Gen Tax OPEX	CF	9300000788	8/31/2012	19.10
53402300	AWWSC Gen Tax OPEX	CF	9300000789	8/31/2012	30.01
53402300	AWWSC Gen Tax OPEX	CF	9300000790	8/31/2012	87.38
53402300	AWWSC Gen Tax OPEX	CF	9300000791	8/31/2012	13.51
53402300	AWWSC Gen Tax OPEX	CF	9300000792	8/31/2012	185.05
53402300	AWWSC Gen Tax OPEX	CF	9300000793	8/31/2012	5.40
53402300	AWWSC Gen Tax OPEX	CF	9300000794	8/31/2012	0.48
53402300	AWWSC Gen Tax OPEX	CF	9300000795	8/31/2012	0.16
53402300	AWWSC Gen Tax OPEX	CF	9300000796	8/31/2012	1.29
53402300	AWWSC Gen Tax OPEX	CF	9300000797	8/31/2012	105.24
53402300	AWWSC Gen Tax OPEX	CF	9300000798	8/31/2012	6.19
53402300	AWWSC Gen Tax OPEX	CF	9300000799	8/31/2012	0.52
53402300	AWWSC Gen Tax OPEX	CF	9300000800	8/31/2012	74.17
53402300	AWWSC Gen Tax OPEX	CF	9300000802	8/31/2012	23.01
53402300	AWWSC Gen Tax OPEX	CF	9300000803	8/31/2012	5.67
53402300	AWWSC Gen Tax OPEX	CF	9300000805	8/31/2012	22.68
53402300	AWWSC Gen Tax OPEX	CF	9300000806	8/31/2012	15.98
53402300	AWWSC Gen Tax OPEX	CF	9300000807	8/31/2012	12.57
53402300	AWWSC Gen Tax OPEX	CF	9300000808	8/31/2012	28.89
53402300	AWWSC Gen Tax OPEX	CF	9300000809	8/31/2012	0.94
53402300	AWWSC Gen Tax OPEX	CF	9300000810	8/31/2012	2.76
53402300	AWWSC Gen Tax OPEX	CF	9300000811	8/31/2012	35.66
53402300	AWWSC Gen Tax OPEX	CF	9300000812	8/31/2012	6.45
53402300	AWWSC Gen Tax OPEX	CF	9300000814	8/31/2012	1.18
53402300	AWWSC Gen Tax OPEX	CF	9300000816	8/31/2012	14.78
53402300	AWWSC Gen Tax OPEX	CF	9300000817	8/31/2012	72.34
53402300	AWWSC Gen Tax OPEX	CF	9300000818	8/31/2012	228.41
53402300	AWWSC Gen Tax OPEX	CF	9300000819	8/31/2012	9.08
53402300	AWWSC Gen Tax OPEX	CF	9300000824	8/31/2012	11.07
53402300	AWWSC Gen Tax OPEX	CF	9300000830	8/31/2012	78.66
53402300	AWWSC Gen Tax OPEX	CF	9300000831	8/31/2012	85.19
53402300	AWWSC Gen Tax OPEX	CF	9300000832	8/31/2012	334.05
53402300	AWWSC Gen Tax OPEX	CF	9300000833	8/31/2012	113.30
53402300	AWWSC Gen Tax OPEX	CF	9300000834	8/31/2012	109.92
53402300	AWWSC Gen Tax OPEX	CF	9300000835	8/31/2012	123.36
53402300	AWWSC Gen Tax OPEX	CF	9300000836	8/31/2012	185.90
53402300	AWWSC Gen Tax OPEX	CF	9300000837	8/31/2012	182.85
53402300	AWWSC Gen Tax OPEX	CF	9300000838	8/31/2012	135.13

Kentucky American Water Company  
Case No. 2012-00520  
Response to PSC DR1, Item 31

Account	Description	Doc Type	Document Number	Posting Date	Amount
53402300	AWWSC Gen Tax OPEX	CF	9300000839	8/31/2012	4.02
53402300	AWWSC Gen Tax OPEX	CF	9300000840	8/31/2012	231.63
53402300	AWWSC Gen Tax OPEX	CF	9300000842	8/31/2012	(892.49)
53402300	AWWSC Gen Tax OPEX	CF	9300000843	8/31/2012	3.65
53402300	AWWSC Gen Tax OPEX	CF	9300000844	8/31/2012	105.12
53402300	AWWSC Gen Tax OPEX	CF	9300000845	8/31/2012	(4,158.54)
53402300	AWWSC Gen Tax OPEX	CF	9300000846	8/31/2012	102.66
53402300	AWWSC Gen Tax OPEX	CF	9300000849	8/31/2012	322.29
53402300	AWWSC Gen Tax OPEX	CF	9300000850	8/31/2012	97.35
53402300	AWWSC Gen Tax OPEX	CF	9300000851	8/31/2012	40.57
53402300	AWWSC Gen Tax OPEX	CF	9300000852	8/31/2012	133.98
53402300	AWWSC Gen Tax OPEX	CF	9300000853	8/31/2012	78.19
53402300	AWWSC Gen Tax OPEX	CF	9300000854	8/31/2012	106.17
53402300	AWWSC Gen Tax OPEX	CF	9300000855	8/31/2012	105.30
53402300	AWWSC Gen Tax OPEX	CF	9300000856	8/31/2012	150.85
53402300	AWWSC Gen Tax OPEX	CF	9300000857	8/31/2012	437.04
53402300	AWWSC Gen Tax OPEX	CF	9300000859	8/31/2012	29.64
53402300	AWWSC Gen Tax OPEX	CF	9300000860	8/31/2012	61.80
53402300	AWWSC Gen Tax OPEX	CF	9300000861	8/31/2012	22.85
53402300	AWWSC Gen Tax OPEX	CF	9300000863	8/31/2012	24.38
53402300	AWWSC Gen Tax OPEX	CF	9300000865	8/31/2012	37.15
53402300	AWWSC Gen Tax OPEX	CF	9300000866	8/31/2012	5.00
53402300	AWWSC Gen Tax OPEX	CF	9300000867	8/31/2012	84.33
53402300	AWWSC Gen Tax OPEX	CF	9300000868	8/31/2012	67.61
53402300	AWWSC Gen Tax OPEX	CF	9300000870	8/31/2012	9.15
53402300	AWWSC Gen Tax OPEX	CF	9300000871	8/31/2012	8.49
53402300	AWWSC Gen Tax OPEX	CF	9300000872	8/31/2012	11.61
53402300	AWWSC Gen Tax OPEX	CF	9300000873	8/31/2012	1.89
53402300	AWWSC Gen Tax OPEX	CF	9300000875	8/31/2012	32.82
53402300	AWWSC Gen Tax OPEX	CF	9300000876	8/31/2012	268.60
53402300	AWWSC Gen Tax OPEX	CF	9300000877	8/31/2012	228.88
53402300	AWWSC Gen Tax OPEX	CF	9300000878	8/31/2012	9.65
53402300	AWWSC Gen Tax OPEX	CF	9300000879	8/31/2012	109.55
53402300	AWWSC Gen Tax OPEX	CF	9300000881	8/31/2012	33.40
53402300	AWWSC Gen Tax OPEX	CF	9300000883	8/31/2012	43.13
53402300	AWWSC Gen Tax OPEX	CF	9300000885	8/31/2012	132.32
53402300	AWWSC Gen Tax OPEX	CF	9300000886	8/31/2012	35.33
53402300	AWWSC Gen Tax OPEX	CF	9300000889	8/31/2012	406.25
53402300	AWWSC Gen Tax OPEX	CF	9300000891	8/31/2012	33.97
53402300	AWWSC Gen Tax OPEX	CF	9300000894	8/31/2012	1.53
53402300	AWWSC Gen Tax OPEX	CF	9300000895	8/31/2012	16.85
53402300	AWWSC Gen Tax OPEX	CF	9300000896	8/31/2012	10.27
53402300	AWWSC Gen Tax OPEX	CF	9300000897	8/31/2012	0.10
53402300	AWWSC Gen Tax OPEX	CF	9300000898	8/31/2012	1.83
53402300	AWWSC Gen Tax OPEX	CF	9300000899	8/31/2012	18.22
53402300	AWWSC Gen Tax OPEX	CF	9300000900	8/31/2012	4.67
53402300	AWWSC Gen Tax OPEX	CF	9300000903	8/31/2012	42.08
53402300	AWWSC Gen Tax OPEX	CF	9300000905	8/31/2012	107.19
53402300	AWWSC Gen Tax OPEX	CF	9300000906	8/31/2012	108.00
53402300	AWWSC Gen Tax OPEX	CF	9300000907	8/31/2012	230.30
53402300	AWWSC Gen Tax OPEX	CF	9300000908	8/31/2012	15.23
53402300	AWWSC Gen Tax OPEX	CF	9300000909	8/31/2012	93.14
53402300	AWWSC Gen Tax OPEX	CF	9300000910	8/31/2012	49.07
53402300	AWWSC Gen Tax OPEX	CF	9300000914	8/31/2012	32.29
53402300	AWWSC Gen Tax OPEX	CF	9300000916	8/31/2012	49.40
53402300	AWWSC Gen Tax OPEX	CF	9300000917	8/31/2012	123.71
53402300	AWWSC Gen Tax OPEX	CF	9300000918	8/31/2012	220.24
53402300	AWWSC Gen Tax OPEX	CF	9300000920	8/31/2012	47.96
53402300	AWWSC Gen Tax OPEX	CF	9300000921	8/31/2012	22.11
53402300	AWWSC Gen Tax OPEX	CF	9300000922	8/31/2012	27.35
53402300	AWWSC Gen Tax OPEX	CF	9300000923	8/31/2012	5.37
53402300	AWWSC Gen Tax OPEX	CF	9300000924	8/31/2012	171.95
53402300	AWWSC Gen Tax OPEX	CF	9300000925	8/31/2012	309.94
53402300	AWWSC Gen Tax OPEX	CF	9300000929	8/31/2012	1,011.28
53402300	AWWSC Gen Tax OPEX	CF	9300000930	8/31/2012	0.78
53402300	AWWSC Gen Tax OPEX	CF	9300000931	8/31/2012	4.21
53402300	AWWSC Gen Tax OPEX	CF	9300000933	8/31/2012	105.55
53402300	AWWSC Gen Tax OPEX	CF	9300000934	8/31/2012	3,827.13
53402300	AWWSC Gen Tax OPEX	CF	9300000935	8/31/2012	0.25
53402300	AWWSC Gen Tax OPEX	CF	9300000936	8/31/2012	9.95
53402300	AWWSC Gen Tax OPEX	CF	9300000937	8/31/2012	0.23
53402300	AWWSC Gen Tax OPEX	CF	9300000938	8/31/2012	12.52
53402300	AWWSC Gen Tax OPEX	CF	9300000939	8/31/2012	15.65
53402300	AWWSC Gen Tax OPEX	CF	9300000940	8/31/2012	7.44
53402300	AWWSC Gen Tax OPEX	CF	9300000941	8/31/2012	4.33
53402300	AWWSC Gen Tax OPEX	CF	9300000942	8/31/2012	44.76
53402300	AWWSC Gen Tax OPEX	CF	9300000943	8/31/2012	9.15



Kentucky American Water Company  
Case No. 2012-00520  
Response to PSC DR1, Item 31

Account	Description	Doc Type	Document Number	Posting Date	Amount
53402300	AWWSC Gen Tax OPEX	CF	9300000944	8/31/2012	4.76
53402300	AWWSC Gen Tax OPEX	CF	9300000946	8/31/2012	127.99
53402300	AWWSC Gen Tax OPEX	CF	9300000951	8/31/2012	42.22
53402300	AWWSC Gen Tax OPEX	CF	9300000952	8/31/2012	137.37
53402300	AWWSC Gen Tax OPEX	CF	9300000954	8/31/2012	58.86
53402300	AWWSC Gen Tax OPEX	CF	9300000955	8/31/2012	37.20
53402300	AWWSC Gen Tax OPEX	CF	9300000956	8/31/2012	76.28
53402300	AWWSC Gen Tax OPEX	CF	9300000957	8/31/2012	19.65
53402300	AWWSC Gen Tax OPEX	CF	9300000959	8/31/2012	0.61
53402300	AWWSC Gen Tax OPEX	CF	9300000961	8/31/2012	(3,454.50)
53402300	AWWSC Gen Tax OPEX	CF	9300000962	8/31/2012	74.85
53402300	AWWSC Gen Tax OPEX	CF	9300000964	8/31/2012	157.67
53402300	AWWSC Gen Tax OPEX	CF	9300000966	8/31/2012	203.82
53402300	AWWSC Gen Tax OPEX	CF	9300000967	8/31/2012	244.22
53402300	AWWSC Gen Tax OPEX	CF	9300000968	8/31/2012	43.86
53402300	AWWSC Gen Tax OPEX	CF	9300000970	8/31/2012	84.10
53402300	AWWSC Gen Tax OPEX	CF	9300000971	8/31/2012	120.79
53402300	AWWSC Gen Tax OPEX	CF	9300000973	8/31/2012	70.40
53402300	AWWSC Gen Tax OPEX	CF	9300000974	8/31/2012	165.57
53402300	AWWSC Gen Tax OPEX	CF	9300000975	8/31/2012	83.12
53402300	AWWSC Gen Tax OPEX	CF	9300000977	8/31/2012	149.57
53402300	AWWSC Gen Tax OPEX	CF	9300000978	8/31/2012	74.30
53402300	AWWSC Gen Tax OPEX	CF	9300000979	8/31/2012	71.37
53402300	AWWSC Gen Tax OPEX	CF	9300000980	8/31/2012	86.83
53402300	AWWSC Gen Tax OPEX	CF	9300000981	8/31/2012	6.88
53402300	AWWSC Gen Tax OPEX	CF	9300000982	8/31/2012	432.70
53402300	AWWSC Gen Tax OPEX	CF	9300000983	8/31/2012	82.95
53402300	AWWSC Gen Tax OPEX	CF	9300000984	8/31/2012	29.64
53402300	AWWSC Gen Tax OPEX	CF	9300000985	8/31/2012	700.56
53402300	AWWSC Gen Tax OPEX	CF	9300000986	8/31/2012	480.02
53402300	AWWSC Gen Tax OPEX	CF	9300000987	8/31/2012	506.32
53402300	AWWSC Gen Tax OPEX	CF	9300000988	8/31/2012	615.02
53402300	AWWSC Gen Tax OPEX	CF	9300000990	8/31/2012	51.40
53402300	AWWSC Gen Tax OPEX	CF	9300000991	8/31/2012	0.57
53402300	AWWSC Gen Tax OPEX	CF	9300000992	8/31/2012	328.80
53402300	AWWSC Gen Tax OPEX	CF	9300000993	8/31/2012	217.12
53402300	AWWSC Gen Tax OPEX	CF	9300000994	8/31/2012	341.92
53402300	AWWSC Gen Tax OPEX	CF	9300000995	8/31/2012	40.27
53402300	AWWSC Gen Tax OPEX	CF	9300000996	8/31/2012	548.13
53402300	AWWSC Gen Tax OPEX	CF	9300000997	8/31/2012	379.27
53402300	AWWSC Gen Tax OPEX	CF	9300000998	8/31/2012	0.91
53402300	AWWSC Gen Tax OPEX	CF	9300000999	8/31/2012	6.92
53402300	AWWSC Gen Tax OPEX	CF	9300001000	8/31/2012	114.02
53402300	AWWSC Gen Tax OPEX	CF	9300001001	8/31/2012	64.68
53402300	AWWSC Gen Tax OPEX	CF	9300001002	8/31/2012	8.44
53402300	AWWSC Gen Tax OPEX	CF	9300001003	8/31/2012	18.46
53402300	AWWSC Gen Tax OPEX	CF	9300001165	8/31/2012	18.95
53402300	AWWSC Gen Tax OPEX	CF	9300001165	8/31/2012	17.65
53402300	AWWSC Gen Tax OPEX	CF	9300001165	8/31/2012	33.13
53402300	AWWSC Gen Tax OPEX	CF	9300001165	8/31/2012	392.85
53402300	AWWSC Gen Tax OPEX	CF	9300001166	8/31/2012	0.08
53402300	AWWSC Gen Tax OPEX	CF	9300001166	8/31/2012	16.39
53402300	AWWSC Gen Tax OPEX	CF	9300001166	8/31/2012	7.44
53402300	AWWSC Gen Tax OPEX	CF	9300001167	8/31/2012	18.26
53402300	AWWSC Gen Tax OPEX	CF	9300001167	8/31/2012	11.33
53402300	AWWSC Gen Tax OPEX	CF	9300001168	8/31/2012	4.65
53402300	AWWSC Gen Tax OPEX	CF	9300001168	8/31/2012	15.24
53402300	AWWSC Gen Tax OPEX	CF	9300001168	8/31/2012	54.36
53402300	AWWSC Gen Tax OPEX	CF	9300001168	8/31/2012	4.62
53402300	AWWSC Gen Tax OPEX	CF	9300001168	8/31/2012	17.32
53402300	AWWSC Gen Tax OPEX	CF	9300001169	8/31/2012	14.74
53402300	AWWSC Gen Tax OPEX	CF	9300001169	8/31/2012	15.43
53402300	AWWSC Gen Tax OPEX	CF	9300001170	8/31/2012	21.02
53402300	AWWSC Gen Tax OPEX	CF	9300001170	8/31/2012	138.05
53402300	AWWSC Gen Tax OPEX	CF	9300001170	8/31/2012	(0.45)
53402300	AWWSC Gen Tax OPEX	CF	9300001170	8/31/2012	124.54
53402300	AWWSC Gen Tax OPEX	CF	9300001171	8/31/2012	1.54
53402300	AWWSC Gen Tax OPEX	CF	9300001171	8/31/2012	0.58
53402300	AWWSC Gen Tax OPEX	CF	9300001171	8/31/2012	0.64
53402300	AWWSC Gen Tax OPEX	CF	9300001171	8/31/2012	8.22
53402300	AWWSC Gen Tax OPEX	CF	9300001172	8/31/2012	18.82
53402300	AWWSC Gen Tax OPEX	CF	9300001172	8/31/2012	87.63
53402300	AWWSC Gen Tax OPEX	CF	9300001172	8/31/2012	45.59
53402300	AWWSC Gen Tax OPEX	CF	9300001172	8/31/2012	21.05
53402300	AWWSC Gen Tax OPEX	CF	9300001172	8/31/2012	4.19
53402300	AWWSC Gen Tax OPEX	CF	9300001173	8/31/2012	0.08
53402300	AWWSC Gen Tax OPEX	CF	9300001173	8/31/2012	12.70

Kentucky American Water Company  
Case No. 2012-00520  
Response to PSC DR1, Item 31

Account	Description	Doc Type	Document Number	Posting Date	Amount
53402300	AWWSC Gen Tax OPEX	CF	9300001173	8/31/2012	9.10
53402300	AWWSC Gen Tax OPEX	CF	9300001173	8/31/2012	92.90
53402300	AWWSC Gen Tax OPEX	CF	9300001174	8/31/2012	3.74
53402300	AWWSC Gen Tax OPEX	CF	9300001174	8/31/2012	41.71
53402300	AWWSC Gen Tax OPEX	CF	9300001174	8/31/2012	0.22
53402300	AWWSC Gen Tax OPEX	CF	9300001174	8/31/2012	80.02
53402300	AWWSC Gen Tax OPEX	CF	9300001175	8/31/2012	118.50
53402300	AWWSC Gen Tax OPEX	CF	9300001175	8/31/2012	141.60
53402300	AWWSC Gen Tax OPEX	CF	9300001175	8/31/2012	104.64
53402300	AWWSC Gen Tax OPEX	CF	9300001175	8/31/2012	134.67
53402300	AWWSC Gen Tax OPEX	CF	9300001176	8/31/2012	101.64
53402300	AWWSC Gen Tax OPEX	CF	9300001176	8/31/2012	70.38
53402300	AWWSC Gen Tax OPEX	CF	9300001176	8/31/2012	30.32
53402300	AWWSC Gen Tax OPEX	CF	9300001176	8/31/2012	16.28
53402300	AWWSC Gen Tax OPEX	CF	9300001177	8/31/2012	150.58
53402300	AWWSC Gen Tax OPEX	CF	9300001177	8/31/2012	41.37
53402300	AWWSC Gen Tax OPEX	CF	9300001177	8/31/2012	237.13
53402300	AWWSC Gen Tax OPEX	CF	9300001178	8/31/2012	21.53
53402300	AWWSC Gen Tax OPEX	CF	9300001178	8/31/2012	51.36
53402300	AWWSC Gen Tax OPEX	CF	9300001178	8/31/2012	250.43
53402300	AWWSC Gen Tax OPEX	CF	9300001179	8/31/2012	42.78
53402300	AWWSC Gen Tax OPEX	CF	9300001179	8/31/2012	6.06
53402300	AWWSC Gen Tax OPEX	CF	9300001179	8/31/2012	1.31
53402300	AWWSC Gen Tax OPEX	CF	9300001179	8/31/2012	3.87
53402300	AWWSC Gen Tax OPEX	CF	9300001180	8/31/2012	31.76
53402300	AWWSC Gen Tax OPEX	CF	9300001180	8/31/2012	23.62
53402300	AWWSC Gen Tax OPEX	CF	9300001180	8/31/2012	46.66
53402300	AWWSC Gen Tax OPEX	CF	9300001180	8/31/2012	2.55
53402300	AWWSC Gen Tax OPEX	CF	9300001180	8/31/2012	2.96
53402300	AWWSC Gen Tax OPEX	CF	9300001181	8/31/2012	46.01
53402300	AWWSC Gen Tax OPEX	CF	9300001181	8/31/2012	7.49
53402300	AWWSC Gen Tax OPEX	CF	9300001181	8/31/2012	13.25
53402300	AWWSC Gen Tax OPEX	CF	9300001181	8/31/2012	84.69
53402300	AWWSC Gen Tax OPEX	CF	9300001181	8/31/2012	15.08
53402300	AWWSC Gen Tax OPEX	CF	9300001182	8/31/2012	21.78
53402300	AWWSC Gen Tax OPEX	CF	9300001182	8/31/2012	7.62
53402300	AWWSC Gen Tax OPEX	CF	9300001182	8/31/2012	3.79
53402300	AWWSC Gen Tax OPEX	CF	9300001182	8/31/2012	6.07
53402300	AWWSC Gen Tax OPEX	CF	9300001183	8/31/2012	66.02
53402300	AWWSC Gen Tax OPEX	CF	9300001183	8/31/2012	9.43
53402300	AWWSC Gen Tax OPEX	CF	9300001183	8/31/2012	6.13
53402300	AWWSC Gen Tax OPEX	CF	9300001183	8/31/2012	3.85
53402300	AWWSC Gen Tax OPEX	CF	9300001183	8/31/2012	244.18
53402300	AWWSC Gen Tax OPEX	CF	9300001184	8/31/2012	28.68
53402300	AWWSC Gen Tax OPEX	CF	9300001184	8/31/2012	11.43
53402300	AWWSC Gen Tax OPEX	CF	9300001184	8/31/2012	266.56
53402300	AWWSC Gen Tax OPEX	CF	9300001184	8/31/2012	2.13
53402300	AWWSC Gen Tax OPEX	CF	9300001185	8/31/2012	161.78
53402300	AWWSC Gen Tax OPEX	CF	9300001185	8/31/2012	254.39
53402300	AWWSC Gen Tax OPEX	CF	9300001185	8/31/2012	55.59
53402300	AWWSC Gen Tax OPEX	CF	9300001185	8/31/2012	7.68
53402300	AWWSC Gen Tax OPEX	CF	9300001186	8/31/2012	12.73
53402300	AWWSC Gen Tax OPEX	CF	9300001186	8/31/2012	2.92
53402300	AWWSC Gen Tax OPEX	CF	9300001186	8/31/2012	1.64
53402300	AWWSC Gen Tax OPEX	CF	9300001186	8/31/2012	0.02
53402300	AWWSC Gen Tax OPEX	CF	9300001186	8/31/2012	0.03
53402300	AWWSC Gen Tax OPEX	CF	9300001187	8/31/2012	1.96
53402300	AWWSC Gen Tax OPEX	CF	9300001187	8/31/2012	0.05
53402400	AWWSC Interest OPEX	CF	9300000945	8/31/2012	8.73
53402400	AWWSC Interest OPEX	CF	9300000968	8/31/2012	70.48
53402400	AWWSC Interest OPEX	CF	9300001165	8/31/2012	1,017.11
53402400	AWWSC Interest OPEX	CF	9300001165	8/31/2012	852.88
53402400	AWWSC Interest OPEX	CF	9300001170	8/31/2012	0.75
53402400	AWWSC Interest OPEX	CF	9300001170	8/31/2012	540.24
53402400	AWWSC Interest OPEX	CF	9300001173	8/31/2012	12.86
53402400	AWWSC Interest OPEX	CF	9300001174	8/31/2012	3.08
53402400	AWWSC Interest OPEX	CF	9300001174	8/31/2012	245.08
53402400	AWWSC Interest OPEX	CF	9300001175	8/31/2012	3.16
53402400	AWWSC Interest OPEX	CF	9300001175	8/31/2012	5.97
53402400	AWWSC Interest OPEX	CF	9300001175	8/31/2012	1,923.52
53402400	AWWSC Interest OPEX	CF	9300001177	8/31/2012	88.86
53402400	AWWSC Interest OPEX	CF	9300001177	8/31/2012	31.62
53402400	AWWSC Interest OPEX	CF	9300001178	8/31/2012	171.13
53402400	AWWSC Interest OPEX	CF	9300001179	8/31/2012	3.99
53402400	AWWSC Interest OPEX	CF	9300001179	8/31/2012	483.77
53402400	AWWSC Interest OPEX	CF	9300001183	8/31/2012	112.96
53402400	AWWSC Interest OPEX	CF	9300001183	8/31/2012	1.88

Kentucky American Water Company  
Case No. 2012-00520  
Response to PSC DR1, Item 31

Account	Description	Doc Type	Document Number	Posting Date	Amount
53402400	AWWSC Interest OPEX	CF	9300001185	8/31/2012	199.30
53402400	AWWSC Interest OPEX	CF	9300001186	8/31/2012	10.65
53402500	AWWSC Oth Inc OPEX	CF	9300000524	8/31/2012	182.52
53402500	AWWSC Oth Inc OPEX	CF	9300000842	8/31/2012	(182.52)
53402500	AWWSC Oth Inc OPEX	CF	9300000845	8/31/2012	1,106.71
53402500	AWWSC Oth Inc OPEX	CF	9300000934	8/31/2012	367.72
53402500	AWWSC Oth Inc OPEX	CF	9300000961	8/31/2012	(367.72)
53402600	AWWSC Inc Tax OPEX	CF	9300001165	8/31/2012	4,565.89
53481000	AWWSC Labor CAPX	CF	9300000533	8/31/2012	524.17
53481000	AWWSC Labor CAPX	CF	9300000534	8/31/2012	10,466.17
53481000	AWWSC Labor CAPX	CF	9300000535	8/31/2012	391.84
53481000	AWWSC Labor CAPX	CF	9300000536	8/31/2012	73.56
53481000	AWWSC Labor CAPX	CF	9300000537	8/31/2012	222.24
53481000	AWWSC Labor CAPX	CF	9300000538	8/31/2012	429.76
53481000	AWWSC Labor CAPX	CF	9300000539	8/31/2012	406.37
53481000	AWWSC Labor CAPX	CF	9300000540	8/31/2012	432.70
53481000	AWWSC Labor CAPX	CF	9300000541	8/31/2012	58.95
53481000	AWWSC Labor CAPX	CF	9300000542	8/31/2012	564.01
53481000	AWWSC Labor CAPX	CF	9300000543	8/31/2012	197.53
53481000	AWWSC Labor CAPX	CF	9300000544	8/31/2012	330.93
53481000	AWWSC Labor CAPX	CF	9300000545	8/31/2012	224.00
53481000	AWWSC Labor CAPX	CF	9300000546	8/31/2012	295.29
53481000	AWWSC Labor CAPX	CF	9300000547	8/31/2012	194.56
53481000	AWWSC Labor CAPX	CF	9300000548	8/31/2012	630.42
53481000	AWWSC Labor CAPX	CF	9300000549	8/31/2012	194.42
53481000	AWWSC Labor CAPX	CF	9300000552	8/31/2012	726.83
53481000	AWWSC Labor CAPX	CF	9300000553	8/31/2012	713.35
53481000	AWWSC Labor CAPX	CF	9300000554	8/31/2012	732.21
53481000	AWWSC Labor CAPX	CF	9300000555	8/31/2012	193.61
53481000	AWWSC Labor CAPX	CF	9300000556	8/31/2012	512.39
53481000	AWWSC Labor CAPX	CF	9300000557	8/31/2012	510.45
53481000	AWWSC Labor CAPX	CF	9300000558	8/31/2012	2,112.56
53481000	AWWSC Labor CAPX	CF	9300000559	8/31/2012	909.88
53481000	AWWSC Labor CAPX	CF	9300000560	8/31/2012	368.12
53481000	AWWSC Labor CAPX	CF	9300000561	8/31/2012	338.28
53481000	AWWSC Labor CAPX	CF	9300000562	8/31/2012	324.47
53481000	AWWSC Labor CAPX	CF	9300000563	8/31/2012	326.35
53481000	AWWSC Labor CAPX	CF	9300000564	8/31/2012	153.34
53481000	AWWSC Labor CAPX	CF	9300000565	8/31/2012	103.78
53481000	AWWSC Labor CAPX	CF	9300000566	8/31/2012	173.20
53481000	AWWSC Labor CAPX	CF	9300000567	8/31/2012	294.00
53481000	AWWSC Labor CAPX	CF	9300000573	8/31/2012	394.83
53481000	AWWSC Labor CAPX	CF	9300000581	8/31/2012	181.86
53481000	AWWSC Labor CAPX	CF	9300000582	8/31/2012	158.94
53481000	AWWSC Labor CAPX	CF	9300000583	8/31/2012	58.50
53481000	AWWSC Labor CAPX	CF	9300000584	8/31/2012	2.31
53481000	AWWSC Labor CAPX	CF	9300000585	8/31/2012	58.50
53481000	AWWSC Labor CAPX	CF	9300000594	8/31/2012	1,019.38
53481000	AWWSC Labor CAPX	CF	9300000595	8/31/2012	4,675.53
53481000	AWWSC Labor CAPX	CF	9300000597	8/31/2012	6,923.79
53481000	AWWSC Labor CAPX	CF	9300000597	8/31/2012	267.54
53481000	AWWSC Labor CAPX	CF	9300000598	8/31/2012	862.80
53481000	AWWSC Labor CAPX	CF	9300000599	8/31/2012	5.36
53481000	AWWSC Labor CAPX	CF	9300000600	8/31/2012	3.68
53481000	AWWSC Labor CAPX	CF	9300000601	8/31/2012	26.79
53481000	AWWSC Labor CAPX	CF	9300000602	8/31/2012	6.02
53481000	AWWSC Labor CAPX	CF	9300000602	8/31/2012	9.56
53481000	AWWSC Labor CAPX	CF	9300000603	8/31/2012	851.99
53481000	AWWSC Labor CAPX	CF	9300000604	8/31/2012	3.68
53481000	AWWSC Labor CAPX	CF	9300000605	8/31/2012	26.84
53481000	AWWSC Labor CAPX	CF	9300000606	8/31/2012	6.02
53481000	AWWSC Labor CAPX	CF	9300000606	8/31/2012	9.56
53481000	AWWSC Labor CAPX	CF	9300000607	8/31/2012	552.41
53481000	AWWSC Labor CAPX	CF	9300000608	8/31/2012	1.88
53481000	AWWSC Labor CAPX	CF	9300000609	8/31/2012	550.53
53481000	AWWSC Labor CAPX	CF	9300000610	8/31/2012	1.88
53481000	AWWSC Labor CAPX	CF	9300000611	8/31/2012	473.55
53481000	AWWSC Labor CAPX	CF	9300000612	8/31/2012	28.36
53481000	AWWSC Labor CAPX	CF	9300000613	8/31/2012	445.19
53481000	AWWSC Labor CAPX	CF	9300000614	8/31/2012	1,126.61
53481000	AWWSC Labor CAPX	CF	9300000615	8/31/2012	20.33
53481000	AWWSC Labor CAPX	CF	9300000616	8/31/2012	1,150.48
53481000	AWWSC Labor CAPX	CF	9300000617	8/31/2012	28.44
53481000	AWWSC Labor CAPX	CF	9300000618	8/31/2012	434.23
53481000	AWWSC Labor CAPX	CF	9300000619	8/31/2012	174.78
53481000	AWWSC Labor CAPX	CF	9300000620	8/31/2012	174.78
53481000	AWWSC Labor CAPX	CF	9300000621	8/31/2012	28.80

Kentucky American Water Company  
Case No. 2012-00520  
Response to PSC DR1, Item 31

Account	Description	Doc Type	Document Number	Posting Date	Amount
53481000	AWWSC Labor CAPX	CF	9300000622	8/31/2012	7.56
53481000	AWWSC Labor CAPX	CF	9300000623	8/31/2012	19.94
53481000	AWWSC Labor CAPX	CF	9300000624	8/31/2012	358.18
53481000	AWWSC Labor CAPX	CF	9300000624	8/31/2012	39.00
53481000	AWWSC Labor CAPX	CF	9300000625	8/31/2012	465.39
53481000	AWWSC Labor CAPX	CF	9300000626	8/31/2012	177.82
53481000	AWWSC Labor CAPX	CF	9300000628	8/31/2012	183.66
53481000	AWWSC Labor CAPX	CF	9300000629	8/31/2012	147.55
53481000	AWWSC Labor CAPX	CF	9300000630	8/31/2012	1,298.28
53481000	AWWSC Labor CAPX	CF	9300000631	8/31/2012	96.50
53481000	AWWSC Labor CAPX	CF	9300000632	8/31/2012	1,661.65
53481000	AWWSC Labor CAPX	CF	9300000632	8/31/2012	2.46
53481000	AWWSC Labor CAPX	CF	9300000633	8/31/2012	76.34
53481000	AWWSC Labor CAPX	CF	9300000633	8/31/2012	35.99
53481000	AWWSC Labor CAPX	CF	9300000634	8/31/2012	1,337.32
53481000	AWWSC Labor CAPX	CF	9300000634	8/31/2012	45.92
53481000	AWWSC Labor CAPX	CF	9300000635	8/31/2012	3.68
53481000	AWWSC Labor CAPX	CF	9300000636	8/31/2012	88.04
53481000	AWWSC Labor CAPX	CF	9300000637	8/31/2012	32.81
53481000	AWWSC Labor CAPX	CF	9300000637	8/31/2012	9.56
53481000	AWWSC Labor CAPX	CF	9300000638	8/31/2012	32.81
53481000	AWWSC Labor CAPX	CF	9300000638	8/31/2012	9.56
53481000	AWWSC Labor CAPX	CF	9300000639	8/31/2012	26.84
53481000	AWWSC Labor CAPX	CF	9300000640	8/31/2012	221.84
53481000	AWWSC Labor CAPX	CF	9300000641	8/31/2012	6.02
53481000	AWWSC Labor CAPX	CF	9300000641	8/31/2012	9.56
53481000	AWWSC Labor CAPX	CF	9300000642	8/31/2012	221.84
53481000	AWWSC Labor CAPX	CF	9300000643	8/31/2012	26.79
53481000	AWWSC Labor CAPX	CF	9300000644	8/31/2012	6.02
53481000	AWWSC Labor CAPX	CF	9300000644	8/31/2012	9.56
53481000	AWWSC Labor CAPX	CF	9300000645	8/31/2012	238.09
53481000	AWWSC Labor CAPX	CF	9300000646	8/31/2012	32.85
53481000	AWWSC Labor CAPX	CF	9300000646	8/31/2012	9.62
53481000	AWWSC Labor CAPX	CF	9300000647	8/31/2012	212.25
53481000	AWWSC Labor CAPX	CF	9300000648	8/31/2012	216.01
53481000	AWWSC Labor CAPX	CF	9300000649	8/31/2012	212.25
53481000	AWWSC Labor CAPX	CF	9300000650	8/31/2012	58.80
53481000	AWWSC Labor CAPX	CF	9300000651	8/31/2012	58.80
53481000	AWWSC Labor CAPX	CF	9300000652	8/31/2012	58.80
53481000	AWWSC Labor CAPX	CF	9300000653	8/31/2012	276.21
53481000	AWWSC Labor CAPX	CF	9300000654	8/31/2012	248.20
53481000	AWWSC Labor CAPX	CF	9300000655	8/31/2012	214.79
53481000	AWWSC Labor CAPX	CF	9300000657	8/31/2012	114.40
53481000	AWWSC Labor CAPX	CF	9300000658	8/31/2012	1.09
53481000	AWWSC Labor CAPX	CF	9300000659	8/31/2012	120.76
53481000	AWWSC Labor CAPX	CF	9300000660	8/31/2012	362.90
53481000	AWWSC Labor CAPX	CF	9300000660	8/31/2012	112.10
53481000	AWWSC Labor CAPX	CF	9300000661	8/31/2012	174.78
53481000	AWWSC Labor CAPX	CF	9300000662	8/31/2012	174.78
53481000	AWWSC Labor CAPX	CF	9300000663	8/31/2012	47.92
53481000	AWWSC Labor CAPX	CF	9300000663	8/31/2012	23.11
53481000	AWWSC Labor CAPX	CF	9300000664	8/31/2012	174.78
53481000	AWWSC Labor CAPX	CF	9300000665	8/31/2012	439.64
53481000	AWWSC Labor CAPX	CF	9300000667	8/31/2012	11.52
53481000	AWWSC Labor CAPX	CF	9300000667	8/31/2012	20.17
53481000	AWWSC Labor CAPX	CF	9300000668	8/31/2012	372.12
53481000	AWWSC Labor CAPX	CF	9300000669	8/31/2012	12.61
53481000	AWWSC Labor CAPX	CF	9300000670	8/31/2012	229.21
53481000	AWWSC Labor CAPX	CF	9300000670	8/31/2012	180.91
53481000	AWWSC Labor CAPX	CF	9300000671	8/31/2012	51.44
53481000	AWWSC Labor CAPX	CF	9300000672	8/31/2012	172.79
53481000	AWWSC Labor CAPX	CF	9300000673	8/31/2012	148.80
53481000	AWWSC Labor CAPX	CF	9300000674	8/31/2012	176.23
53481000	AWWSC Labor CAPX	CF	9300000676	8/31/2012	176.23
53481000	AWWSC Labor CAPX	CF	9300000677	8/31/2012	2.88
53481000	AWWSC Labor CAPX	CF	9300000678	8/31/2012	23.32
53481000	AWWSC Labor CAPX	CF	9300000679	8/31/2012	23.32
53481000	AWWSC Labor CAPX	CF	9300000680	8/31/2012	1,098.18
53481000	AWWSC Labor CAPX	CF	9300000681	8/31/2012	420.74
53481000	AWWSC Labor CAPX	CF	9300000682	8/31/2012	23.32
53481000	AWWSC Labor CAPX	CF	9300000683	8/31/2012	99.10
53481000	AWWSC Labor CAPX	CF	9300000684	8/31/2012	1,028.04
53481000	AWWSC Labor CAPX	CF	9300000685	8/31/2012	3.74
53481000	AWWSC Labor CAPX	CF	9300000686	8/31/2012	69.18
53481000	AWWSC Labor CAPX	CF	9300000687	8/31/2012	157.82
53481000	AWWSC Labor CAPX	CF	9300000688	8/31/2012	19.16
53481000	AWWSC Labor CAPX	CF	9300000689	8/31/2012	384.06

Kentucky American Water Company  
Case No. 2012-00520  
Response to PSC DR1, Item 31

Account	Description	Doc Type	Document Number	Posting Date	Amount
53481000	AWWSC Labor CAPX	CF	9300000690	8/31/2012	186.08
53481000	AWWSC Labor CAPX	CF	9300000691	8/31/2012	0.53
53481000	AWWSC Labor CAPX	CF	9300000692	8/31/2012	351.01
53481000	AWWSC Labor CAPX	CF	9300000693	8/31/2012	186.86
53481000	AWWSC Labor CAPX	CF	9300000695	8/31/2012	218.23
53481000	AWWSC Labor CAPX	CF	9300000696	8/31/2012	106.39
53481000	AWWSC Labor CAPX	CF	9300000697	8/31/2012	98.40
53481000	AWWSC Labor CAPX	CF	9300000698	8/31/2012	355.67
53481000	AWWSC Labor CAPX	CF	9300000699	8/31/2012	291.89
53481000	AWWSC Labor CAPX	CF	9300000700	8/31/2012	46.41
53481000	AWWSC Labor CAPX	CF	9300000701	8/31/2012	358.53
53481000	AWWSC Labor CAPX	CF	9300000702	8/31/2012	381.50
53481000	AWWSC Labor CAPX	CF	9300000703	8/31/2012	30.15
53481000	AWWSC Labor CAPX	CF	9300000704	8/31/2012	314.38
53481000	AWWSC Labor CAPX	CF	9300000705	8/31/2012	54.43
53481000	AWWSC Labor CAPX	CF	9300000706	8/31/2012	408.30
53481000	AWWSC Labor CAPX	CF	9300000710	8/31/2012	14.46
53481000	AWWSC Labor CAPX	CF	9300000711	8/31/2012	389.34
53481000	AWWSC Labor CAPX	CF	9300000715	8/31/2012	168.19
53481000	AWWSC Labor CAPX	CF	9300000716	8/31/2012	8.50
53481000	AWWSC Labor CAPX	CF	9300000717	8/31/2012	65.10
53481000	AWWSC Labor CAPX	CF	9300000718	8/31/2012	59.34
53481000	AWWSC Labor CAPX	CF	9300000722	8/31/2012	78.67
53481000	AWWSC Labor CAPX	CF	9300000723	8/31/2012	14.46
53481000	AWWSC Labor CAPX	CF	9300000724	8/31/2012	59.31
53481000	AWWSC Labor CAPX	CF	9300000728	8/31/2012	143.77
53481000	AWWSC Labor CAPX	CF	9300000729	8/31/2012	44.22
53481000	AWWSC Labor CAPX	CF	9300000730	8/31/2012	65.10
53481000	AWWSC Labor CAPX	CF	9300000731	8/31/2012	474.28
53481000	AWWSC Labor CAPX	CF	9300000735	8/31/2012	388.68
53481000	AWWSC Labor CAPX	CF	9300000736	8/31/2012	388.68
53481000	AWWSC Labor CAPX	CF	9300000737	8/31/2012	160.48
53481000	AWWSC Labor CAPX	CF	9300000928	8/31/2012	6,330.34
53481000	AWWSC Labor CAPX	CF	9300001014	8/31/2012	1.02
53481000	AWWSC Labor CAPX	CF	9300001015	8/31/2012	12.74
53481000	AWWSC Labor CAPX	CF	9300001015	8/31/2012	0.21
53481000	AWWSC Labor CAPX	CF	9300001016	8/31/2012	11.05
53481000	AWWSC Labor CAPX	CF	9300001016	8/31/2012	0.67
53481000	AWWSC Labor CAPX	CF	9300001021	8/31/2012	14.41
53481000	AWWSC Labor CAPX	CF	9300001021	8/31/2012	0.32
53481000	AWWSC Labor CAPX	CF	9300001025	8/31/2012	22.38
53481000	AWWSC Labor CAPX	CF	9300001026	8/31/2012	5.86
53481000	AWWSC Labor CAPX	CF	9300001027	8/31/2012	23.48
53481000	AWWSC Labor CAPX	CF	9300001028	8/31/2012	12.57
53481000	AWWSC Labor CAPX	CF	9300001029	8/31/2012	0.61
53481000	AWWSC Labor CAPX	CF	9300001032	8/31/2012	6.63
53481000	AWWSC Labor CAPX	CF	9300001032	8/31/2012	2.11
53481000	AWWSC Labor CAPX	CF	9300001033	8/31/2012	34.57
53481000	AWWSC Labor CAPX	CF	9300001035	8/31/2012	11.05
53481000	AWWSC Labor CAPX	CF	9300001039	8/31/2012	10.30
53481000	AWWSC Labor CAPX	CF	9300001039	8/31/2012	0.58
53481000	AWWSC Labor CAPX	CF	9300001041	8/31/2012	6.79
53481000	AWWSC Labor CAPX	CF	9300001042	8/31/2012	4.32
53481000	AWWSC Labor CAPX	CF	9300001043	8/31/2012	3.30
53481000	AWWSC Labor CAPX	CF	9300001043	8/31/2012	0.21
53481000	AWWSC Labor CAPX	CF	9300001045	8/31/2012	0.07
53481000	AWWSC Labor CAPX	CF	9300001046	8/31/2012	15.59
53481000	AWWSC Labor CAPX	CF	9300001046	8/31/2012	102.25
53481000	AWWSC Labor CAPX	CF	9300001046	8/31/2012	1.52
53481000	AWWSC Labor CAPX	CF	9300001048	8/31/2012	0.21
53481000	AWWSC Labor CAPX	CF	9300001050	8/31/2012	0.29
53481000	AWWSC Labor CAPX	CF	9300001051	8/31/2012	4.21
53481000	AWWSC Labor CAPX	CF	9300001051	8/31/2012	0.03
53481000	AWWSC Labor CAPX	CF	9300001051	8/31/2012	0.91
53481000	AWWSC Labor CAPX	CF	9300001052	8/31/2012	0.18
53481000	AWWSC Labor CAPX	CF	9300001054	8/31/2012	3.34
53481000	AWWSC Labor CAPX	CF	9300001054	8/31/2012	0.38
53481000	AWWSC Labor CAPX	CF	9300001054	8/31/2012	0.02
53481000	AWWSC Labor CAPX	CF	9300001054	8/31/2012	0.34
53481000	AWWSC Labor CAPX	CF	9300001055	8/31/2012	0.09
53481000	AWWSC Labor CAPX	CF	9300001055	8/31/2012	2.01
53481000	AWWSC Labor CAPX	CF	9300001055	8/31/2012	0.05
53481000	AWWSC Labor CAPX	CF	9300001057	8/31/2012	0.85
53481000	AWWSC Labor CAPX	CF	9300001057	8/31/2012	93.02
53481000	AWWSC Labor CAPX	CF	9300001057	8/31/2012	714.39
53481000	AWWSC Labor CAPX	CF	9300001058	8/31/2012	17.51
53481000	AWWSC Labor CAPX	CF	9300001058	8/31/2012	35.88

Kentucky American Water Company  
Case No. 2012-00520  
Response to PSC DR1, Item 31

Account	Description	Doc Type	Document Number	Posting Date	Amount
53481000	AWWSC Labor CAPX	CF	9300001058	8/31/2012	134.48
53481000	AWWSC Labor CAPX	CF	9300001058	8/31/2012	275.59
53481000	AWWSC Labor CAPX	CF	9300001060	8/31/2012	47.07
53481000	AWWSC Labor CAPX	CF	9300001060	8/31/2012	37.86
53481000	AWWSC Labor CAPX	CF	9300001060	8/31/2012	0.62
53481000	AWWSC Labor CAPX	CF	9300001060	8/31/2012	361.49
53481000	AWWSC Labor CAPX	CF	9300001060	8/31/2012	290.73
53481000	AWWSC Labor CAPX	CF	9300001060	8/31/2012	4.76
53481000	AWWSC Labor CAPX	CF	9300001061	8/31/2012	0.37
53481000	AWWSC Labor CAPX	CF	9300001062	8/31/2012	0.34
53481000	AWWSC Labor CAPX	CF	9300001062	8/31/2012	0.09
53481000	AWWSC Labor CAPX	CF	9300001062	8/31/2012	0.06
53481000	AWWSC Labor CAPX	CF	9300001062	8/31/2012	0.06
53481000	AWWSC Labor CAPX	CF	9300001063	8/31/2012	0.25
53481000	AWWSC Labor CAPX	CF	9300001063	8/31/2012	0.02
53481000	AWWSC Labor CAPX	CF	9300001063	8/31/2012	2.06
53481000	AWWSC Labor CAPX	CF	9300001063	8/31/2012	2.70
53481000	AWWSC Labor CAPX	CF	9300001063	8/31/2012	0.01
53481000	AWWSC Labor CAPX	CF	9300001065	8/31/2012	0.78
53481000	AWWSC Labor CAPX	CF	9300001068	8/31/2012	10.79
53481000	AWWSC Labor CAPX	CF	9300001068	8/31/2012	0.10
53481000	AWWSC Labor CAPX	CF	9300001070	8/31/2012	7.94
53481000	AWWSC Labor CAPX	CF	9300001073	8/31/2012	40.71
53481000	AWWSC Labor CAPX	CF	9300001073	8/31/2012	8.80
53481000	AWWSC Labor CAPX	CF	9300001075	8/31/2012	7.12
53481000	AWWSC Labor CAPX	CF	9300001077	8/31/2012	0.99
53481000	AWWSC Labor CAPX	CF	9300001079	8/31/2012	9.25
53481000	AWWSC Labor CAPX	CF	9300001080	8/31/2012	4.57
53481000	AWWSC Labor CAPX	CF	9300001084	8/31/2012	0.79
53481000	AWWSC Labor CAPX	CF	9300001086	8/31/2012	0.67
53481000	AWWSC Labor CAPX	CF	9300001088	8/31/2012	18.36
53481000	AWWSC Labor CAPX	CF	9300001090	8/31/2012	3.19
53481000	AWWSC Labor CAPX	CF	9300001091	8/31/2012	10.18
53481000	AWWSC Labor CAPX	CF	9300001092	8/31/2012	0.10
53481000	AWWSC Labor CAPX	CF	9300001093	8/31/2012	0.10
53481000	AWWSC Labor CAPX	CF	9300001094	8/31/2012	1.66
53481000	AWWSC Labor CAPX	CF	9300001096	8/31/2012	2.03
53481000	AWWSC Labor CAPX	CF	9300001096	8/31/2012	4.94
53481000	AWWSC Labor CAPX	CF	9300001099	8/31/2012	4.76
53481000	AWWSC Labor CAPX	CF	9300001106	8/31/2012	323.70
53481000	AWWSC Labor CAPX	CF	9300001113	8/31/2012	3.67
53481000	AWWSC Labor CAPX	CF	9300001114	8/31/2012	0.93
53481000	AWWSC Labor CAPX	CF	9300001115	8/31/2012	496.86
53481000	AWWSC Labor CAPX	CF	9300001122	8/31/2012	764.63
53481000	AWWSC Labor CAPX	CF	9300001125	8/31/2012	4,936.74
53481000	AWWSC Labor CAPX	CF	9300001126	8/31/2012	533.71
53481000	AWWSC Labor CAPX	CF	9300001127	8/31/2012	53.53
53481000	AWWSC Labor CAPX	CF	9300001139	8/31/2012	524.33
53481000	AWWSC Labor CAPX	CF	9300001140	8/31/2012	16.92
53481000	AWWSC Labor CAPX	CF	9300001148	8/31/2012	231.74
53481000	AWWSC Labor CAPX	CF	9300001161	8/31/2012	35.02
53481000	AWWSC Labor CAPX	CF	9300001162	8/31/2012	571.56
53481000	AWWSC Labor CAPX	CF	9300001162	8/31/2012	3.30
53481000	AWWSC Labor CAPX	CF	9300001162	8/31/2012	557.67
53481000	AWWSC Labor CAPX	CF	9300001162	8/31/2012	24.81
53481000	AWWSC Labor CAPX	CF	9300001162	8/31/2012	24.19
53481000	AWWSC Labor CAPX	CF	9300001163	8/31/2012	232.56
53481000	AWWSC Labor CAPX	CF	9300001163	8/31/2012	(0.60)
53481000	AWWSC Labor CAPX	CF	9300001163	8/31/2012	64.48
53481000	AWWSC Labor CAPX	CF	9300001163	8/31/2012	2.00
53481000	AWWSC Labor CAPX	CF	9300001163	8/31/2012	122.96
53481000	AWWSC Labor CAPX	CF	9300001163	8/31/2012	5.19
53481000	AWWSC Labor CAPX	CF	9300001164	8/31/2012	25.97
53481000	AWWSC Labor CAPX	CF	9300001164	8/31/2012	98.71
53481000	AWWSC Labor CAPX	CF	9300001164	8/31/2012	7.18
53481000	AWWSC Labor CAPX	CF	9300001164	8/31/2012	9.52
53481000	AWWSC Labor CAPX	UT	9300001005	8/31/2012	(11,677.98)
53481000	AWWSC Labor CAPX	UT	9300001188	8/31/2012	(1,952.95)
53481000	AWWSC Labor CAPX	UZ	2000000067	8/31/2012	(6,330.34)
53481000	AWWSC Labor CAPX	UZ	2000000074	8/31/2012	(1,781.44)
53481000	AWWSC Labor CAPX	UZ	2000000067	8/31/2012	(355.67)
53481000	AWWSC Labor CAPX	UZ	2000000074	8/31/2012	(61.89)
53481000	AWWSC Labor CAPX	UZ	2000000067	8/31/2012	(98.40)
53481000	AWWSC Labor CAPX	UZ	2000000074	8/31/2012	(20.62)
53481000	AWWSC Labor CAPX	UZ	2000000067	8/31/2012	(58.50)
53481000	AWWSC Labor CAPX	UZ	2000000068	8/31/2012	(217.44)
53481000	AWWSC Labor CAPX	UZ	2000000068	8/31/2012	(2.31)

Kentucky American Water Company  
Case No. 2012-00520  
Response to PSC DR1, Item 31

Account	Description	Doc Type	Document Number	Posting Date	Amount
53481000	AWWSC Labor CAPX	UZ	200000067	8/31/2012	(314.38)
53481000	AWWSC Labor CAPX	UZ	200000073	8/31/2012	(41.26)
53481000	AWWSC Labor CAPX	UZ	200000067	8/31/2012	(106.39)
53481000	AWWSC Labor CAPX	UZ	200000074	8/31/2012	(20.62)
53481000	AWWSC Labor CAPX	UZ	200000068	8/31/2012	(218.23)
53481000	AWWSC Labor CAPX	UZ	200000074	8/31/2012	(41.26)
53481000	AWWSC Labor CAPX	UZ	200000067	8/31/2012	(186.86)
53481000	AWWSC Labor CAPX	UZ	200000074	8/31/2012	(20.62)
53481000	AWWSC Labor CAPX	UZ	200000067	8/31/2012	(338.30)
53481000	AWWSC Labor CAPX	UZ	200000073	8/31/2012	(61.89)
53481000	AWWSC Labor CAPX	UZ	200000068	8/31/2012	(358.53)
53481000	AWWSC Labor CAPX	UZ	200000074	8/31/2012	(61.89)
53481000	AWWSC Labor CAPX	UZ	200000068	8/31/2012	(411.65)
53481000	AWWSC Labor CAPX	UZ	200000076	8/31/2012	(61.89)
53481000	AWWSC Labor CAPX	UZ	200000067	8/31/2012	(1,100.96)
53481000	AWWSC Labor CAPX	UZ	200000073	8/31/2012	(185.66)
53481000	AWWSC Labor CAPX	UZ	200000068	8/31/2012	(1,518.92)
53481000	AWWSC Labor CAPX	UZ	200000074	8/31/2012	(247.56)
53481000	AWWSC Labor CAPX	UZ	200000068	8/31/2012	(351.54)
53481000	AWWSC Labor CAPX	UZ	200000074	8/31/2012	(61.89)
53481000	AWWSC Labor CAPX	UZ	200000067	8/31/2012	(122.42)
53481000	AWWSC Labor CAPX	UZ	200000074	8/31/2012	(20.62)
53481000	AWWSC Labor CAPX	UZ	200000068	8/31/2012	(46.64)
53481000	AWWSC Labor CAPX	UZ	200000068	8/31/2012	(181.86)
53481000	AWWSC Labor CAPX	UZ	200000068	8/31/2012	(747.12)
53481000	AWWSC Labor CAPX	UZ	200000076	8/31/2012	(109.11)
53481000	AWWSC Labor CAPX	UZ	200000068	8/31/2012	(2.88)
53481000	AWWSC Labor CAPX	UZ	200000067	8/31/2012	(176.23)
53481000	AWWSC Labor CAPX	UZ	200000073	8/31/2012	(20.62)
53481000	AWWSC Labor CAPX	UZ	200000068	8/31/2012	(176.23)
53481000	AWWSC Labor CAPX	UZ	200000073	8/31/2012	(20.62)
53481000	AWWSC Labor CAPX	UZ	200000068	8/31/2012	(148.80)
53481000	AWWSC Labor CAPX	UZ	200000074	8/31/2012	(14.80)
53481000	AWWSC Labor CAPX	UZ	200000067	8/31/2012	(172.79)
53481000	AWWSC Labor CAPX	UZ	200000076	8/31/2012	(20.62)
53481000	AWWSC Labor CAPX	UZ	200000067	8/31/2012	(51.44)
53481000	AWWSC Labor CAPX	UZ	200000067	8/31/2012	(403.81)
53481000	AWWSC Labor CAPX	UZ	200000073	8/31/2012	(66.06)
53481000	AWWSC Labor CAPX	UZ	200000068	8/31/2012	(422.73)
53481000	AWWSC Labor CAPX	UZ	200000076	8/31/2012	(42.05)
53481000	AWWSC Labor CAPX	UZ	200000067	8/31/2012	(439.64)
53481000	AWWSC Labor CAPX	UZ	200000076	8/31/2012	(61.89)
53481000	AWWSC Labor CAPX	UZ	200000067	8/31/2012	(174.78)
53481000	AWWSC Labor CAPX	UZ	200000074	8/31/2012	(20.62)
53481000	AWWSC Labor CAPX	UZ	200000067	8/31/2012	(174.78)
53481000	AWWSC Labor CAPX	UZ	200000074	8/31/2012	(20.62)
53481000	AWWSC Labor CAPX	UZ	200000067	8/31/2012	(596.85)
53481000	AWWSC Labor CAPX	UZ	200000074	8/31/2012	(82.53)
53481000	AWWSC Labor CAPX	UZ	200000067	8/31/2012	(71.03)
53481000	AWWSC Labor CAPX	UZ	200000068	8/31/2012	(114.40)
53481000	AWWSC Labor CAPX	UZ	200000076	8/31/2012	(20.62)
53481000	AWWSC Labor CAPX	UZ	200000067	8/31/2012	(214.79)
53481000	AWWSC Labor CAPX	UZ	200000073	8/31/2012	(41.26)
53481000	AWWSC Labor CAPX	UZ	200000068	8/31/2012	(248.20)
53481000	AWWSC Labor CAPX	UZ	200000073	8/31/2012	(41.26)
53481000	AWWSC Labor CAPX	UZ	200000067	8/31/2012	(276.21)
53481000	AWWSC Labor CAPX	UZ	200000076	8/31/2012	(41.26)
53481000	AWWSC Labor CAPX	UZ	200000068	8/31/2012	(58.80)
53481000	AWWSC Labor CAPX	UZ	200000067	8/31/2012	(58.80)
53481000	AWWSC Labor CAPX	UZ	200000067	8/31/2012	(212.25)
53481000	AWWSC Labor CAPX	UZ	200000076	8/31/2012	(41.26)
53481000	AWWSC Labor CAPX	UZ	200000068	8/31/2012	(212.25)
53481000	AWWSC Labor CAPX	UZ	200000074	8/31/2012	(41.26)
53481000	AWWSC Labor CAPX	UZ	200000067	8/31/2012	(216.01)
53481000	AWWSC Labor CAPX	UZ	200000073	8/31/2012	(41.26)
53481000	AWWSC Labor CAPX	UZ	200000067	8/31/2012	(280.56)
53481000	AWWSC Labor CAPX	UZ	200000076	8/31/2012	(49.62)
53481000	AWWSC Labor CAPX	UZ	200000068	8/31/2012	(264.21)
53481000	AWWSC Labor CAPX	UZ	200000076	8/31/2012	(41.26)
53481000	AWWSC Labor CAPX	UZ	200000068	8/31/2012	(264.26)
53481000	AWWSC Labor CAPX	UZ	200000074	8/31/2012	(41.26)
53481000	AWWSC Labor CAPX	UZ	200000068	8/31/2012	(42.37)
53481000	AWWSC Labor CAPX	UZ	200000073	8/31/2012	(8.36)
53481000	AWWSC Labor CAPX	UZ	200000068	8/31/2012	(134.09)

Kentucky American Water Company  
Case No. 2012-00520  
Response to PSC DR1, Item 31

Account	Description	Doc Type	Document Number	Posting Date	Amount
53481000	AWWSC Labor CAPX	UZ	2000000074	8/31/2012	(28.98)
53481000	AWWSC Labor CAPX	UZ	2000000067	8/31/2012	(1,495.57)
53481000	AWWSC Labor CAPX	UZ	2000000074	8/31/2012	(231.69)
53481000	AWWSC Labor CAPX	UZ	2000000067	8/31/2012	(1,760.61)
53481000	AWWSC Labor CAPX	UZ	2000000074	8/31/2012	(273.76)
53481000	AWWSC Labor CAPX	UZ	2000000068	8/31/2012	(1,298.28)
53481000	AWWSC Labor CAPX	UZ	2000000073	8/31/2012	(206.31)
53481000	AWWSC Labor CAPX	UZ	2000000067	8/31/2012	(147.55)
53481000	AWWSC Labor CAPX	UZ	2000000076	8/31/2012	(20.62)
53481000	AWWSC Labor CAPX	UZ	2000000067	8/31/2012	(465.39)
53481000	AWWSC Labor CAPX	UZ	2000000074	8/31/2012	(82.53)
53481000	AWWSC Labor CAPX	UZ	2000000067	8/31/2012	(183.66)
53481000	AWWSC Labor CAPX	UZ	2000000074	8/31/2012	(20.62)
53481000	AWWSC Labor CAPX	UZ	2000000068	8/31/2012	(177.82)
53481000	AWWSC Labor CAPX	UZ	2000000074	8/31/2012	(28.52)
53481000	AWWSC Labor CAPX	UZ	2000000076	8/31/2012	0.01
53481000	AWWSC Labor CAPX	UZ	2000000068	8/31/2012	(424.68)
53481000	AWWSC Labor CAPX	UZ	2000000073	8/31/2012	(63.48)
53481000	AWWSC Labor CAPX	UZ	2000000067	8/31/2012	(28.80)
53481000	AWWSC Labor CAPX	UZ	2000000068	8/31/2012	(174.78)
53481000	AWWSC Labor CAPX	UZ	2000000074	8/31/2012	(20.62)
53481000	AWWSC Labor CAPX	UZ	2000000068	8/31/2012	(174.78)
53481000	AWWSC Labor CAPX	UZ	2000000074	8/31/2012	(20.62)
53481000	AWWSC Labor CAPX	UZ	2000000067	8/31/2012	(434.23)
53481000	AWWSC Labor CAPX	UZ	2000000074	8/31/2012	(61.89)
53481000	AWWSC Labor CAPX	UZ	2000000067	8/31/2012	(28.44)
53481000	AWWSC Labor CAPX	UZ	2000000067	8/31/2012	(1,170.81)
53481000	AWWSC Labor CAPX	UZ	2000000076	8/31/2012	(185.66)
53481000	AWWSC Labor CAPX	UZ	2000000067	8/31/2012	(1,126.61)
53481000	AWWSC Labor CAPX	UZ	2000000073	8/31/2012	(185.66)
53481000	AWWSC Labor CAPX	UZ	2000000067	8/31/2012	(445.19)
53481000	AWWSC Labor CAPX	UZ	2000000074	8/31/2012	(82.53)
53481000	AWWSC Labor CAPX	UZ	2000000067	8/31/2012	(501.91)
53481000	AWWSC Labor CAPX	UZ	2000000074	8/31/2012	(82.53)
53481000	AWWSC Labor CAPX	UZ	2000000067	8/31/2012	(552.41)
53481000	AWWSC Labor CAPX	UZ	2000000073	8/31/2012	(82.53)
53481000	AWWSC Labor CAPX	UZ	2000000068	8/31/2012	(554.29)
53481000	AWWSC Labor CAPX	UZ	2000000073	8/31/2012	(82.53)
53481000	AWWSC Labor CAPX	UZ	2000000068	8/31/2012	(898.09)
53481000	AWWSC Labor CAPX	UZ	2000000074	8/31/2012	(144.40)
53481000	AWWSC Labor CAPX	UZ	2000000067	8/31/2012	(914.21)
53481000	AWWSC Labor CAPX	UZ	2000000074	8/31/2012	(144.40)
53481000	AWWSC Labor CAPX	UZ	2000000067	8/31/2012	(7,191.33)
53481000	AWWSC Labor CAPX	UZ	2000000073	8/31/2012	(1,134.66)
53481000	AWWSC Labor CAPX	UZ	2000000067	8/31/2012	(4,675.53)
53481000	AWWSC Labor CAPX	UZ	2000000074	8/31/2012	(763.31)
53481000	AWWSC Labor CAPX	UZ	2000000068	8/31/2012	(1,019.38)
53481000	AWWSC Labor CAPX	UZ	2000000074	8/31/2012	(165.03)
53481000	AWWSC Labor CAPX	UZ	2000000068	8/31/2012	(394.83)
53481000	AWWSC Labor CAPX	UZ	2000000074	8/31/2012	(79.36)
53481000	AWWSC Labor CAPX	UZ	2000000068	8/31/2012	(406.37)
53481000	AWWSC Labor CAPX	UZ	2000000074	8/31/2012	(61.89)
53481000	AWWSC Labor CAPX	UZ	2000000067	8/31/2012	(726.83)
53481000	AWWSC Labor CAPX	UZ	2000000073	8/31/2012	(123.78)
53481000	AWWSC Labor CAPX	UZ	2000000067	8/31/2012	(432.70)
53481000	AWWSC Labor CAPX	UZ	2000000076	8/31/2012	(61.89)
53481000	AWWSC Labor CAPX	UZ	2000000068	8/31/2012	(153.34)
53481000	AWWSC Labor CAPX	UZ	2000000074	8/31/2012	(20.62)
53481000	AWWSC Labor CAPX	UZ	2000000068	8/31/2012	(326.35)
53481000	AWWSC Labor CAPX	UZ	2000000076	8/31/2012	(61.89)
53481000	AWWSC Labor CAPX	UZ	2000000068	8/31/2012	(324.47)
53481000	AWWSC Labor CAPX	UZ	2000000073	8/31/2012	(61.89)
53481000	AWWSC Labor CAPX	UZ	2000000067	8/31/2012	(338.28)
53481000	AWWSC Labor CAPX	UZ	2000000074	8/31/2012	(61.89)
53481000	AWWSC Labor CAPX	UZ	2000000067	8/31/2012	(368.12)
53481000	AWWSC Labor CAPX	UZ	2000000074	8/31/2012	(61.89)
53481000	AWWSC Labor CAPX	UZ	2000000068	8/31/2012	(909.88)
53481000	AWWSC Labor CAPX	UZ	2000000073	8/31/2012	(144.40)
53481000	AWWSC Labor CAPX	UZ	2000000068	8/31/2012	(2,112.56)
53481000	AWWSC Labor CAPX	UZ	2000000076	8/31/2012	(350.72)
53481000	AWWSC Labor CAPX	UZ	2000000067	8/31/2012	(510.45)
53481000	AWWSC Labor CAPX	UZ	2000000073	8/31/2012	(82.53)
53481000	AWWSC Labor CAPX	UZ	2000000067	8/31/2012	(512.39)
53481000	AWWSC Labor CAPX	UZ	2000000073	8/31/2012	(82.53)
53481000	AWWSC Labor CAPX	UZ	2000000067	8/31/2012	(193.61)
53481000	AWWSC Labor CAPX	UZ	2000000074	8/31/2012	(41.26)
53481000	AWWSC Labor CAPX	UZ	2000000068	8/31/2012	(194.42)



Kentucky American Water Company  
Case No. 2012-00520  
Response to PSC DR1, Item 31

Account	Description	Doc Type	Document Number	Posting Date	Amount
53481000	AWWSC Labor CAPX	UZ	2000000074	8/31/2012	(41.26)
53481000	AWWSC Labor CAPX	UZ	2000000067	8/31/2012	(630.42)
53481000	AWWSC Labor CAPX	UZ	2000000074	8/31/2012	(103.15)
53481000	AWWSC Labor CAPX	UZ	2000000067	8/31/2012	(194.56)
53481000	AWWSC Labor CAPX	UZ	2000000073	8/31/2012	(41.26)
53481000	AWWSC Labor CAPX	UZ	2000000067	8/31/2012	(732.21)
53481000	AWWSC Labor CAPX	UZ	2000000074	8/31/2012	(123.78)
53481000	AWWSC Labor CAPX	UZ	2000000068	8/31/2012	(295.29)
53481000	AWWSC Labor CAPX	UZ	2000000074	8/31/2012	(41.26)
53481000	AWWSC Labor CAPX	UZ	2000000068	8/31/2012	(224.00)
53481000	AWWSC Labor CAPX	UZ	2000000074	8/31/2012	(41.26)
53481000	AWWSC Labor CAPX	UZ	2000000067	8/31/2012	(330.93)
53481000	AWWSC Labor CAPX	UZ	2000000073	8/31/2012	(61.89)
53481000	AWWSC Labor CAPX	UZ	2000000067	8/31/2012	(197.53)
53481000	AWWSC Labor CAPX	UZ	2000000073	8/31/2012	(41.26)
53481000	AWWSC Labor CAPX	UZ	2000000068	8/31/2012	(564.01)
53481000	AWWSC Labor CAPX	UZ	2000000074	8/31/2012	(82.53)
53481000	AWWSC Labor CAPX	UZ	2000000067	8/31/2012	(58.95)
53481000	AWWSC Labor CAPX	UZ	2000000067	8/31/2012	(294.00)
53481000	AWWSC Labor CAPX	UZ	2000000074	8/31/2012	(41.26)
53481000	AWWSC Labor CAPX	UZ	2000000067	8/31/2012	(173.20)
53481000	AWWSC Labor CAPX	UZ	2000000074	8/31/2012	(20.62)
53481000	AWWSC Labor CAPX	UZ	2000000067	8/31/2012	(160.48)
53481000	AWWSC Labor CAPX	UZ	2000000074	8/31/2012	(20.62)
53481000	AWWSC Labor CAPX	UZ	2000000067	8/31/2012	(103.78)
53481000	AWWSC Labor CAPX	UZ	2000000074	8/31/2012	(20.62)
53481000	AWWSC Labor CAPX	UZ	2000000068	8/31/2012	(713.35)
53481000	AWWSC Labor CAPX	UZ	2000000076	8/31/2012	(123.78)
53481000	AWWSC Labor CAPX	UZ	2000000067	8/31/2012	(429.76)
53481000	AWWSC Labor CAPX	UZ	2000000076	8/31/2012	(61.89)
53481000	AWWSC Labor CAPX	UZ	2000000068	8/31/2012	(388.68)
53481000	AWWSC Labor CAPX	UZ	2000000074	8/31/2012	(41.44)
53481000	AWWSC Labor CAPX	UZ	2000000068	8/31/2012	(388.68)
53481000	AWWSC Labor CAPX	UZ	2000000076	8/31/2012	(41.44)
53481000	AWWSC Labor CAPX	UZ	2000000068	8/31/2012	(727.37)
53481000	AWWSC Labor CAPX	UZ	2000000073	8/31/2012	(82.32)
53481000	AWWSC Labor CAPX	UZ	2000000067	8/31/2012	(152.44)
53481000	AWWSC Labor CAPX	UZ	2000000074	8/31/2012	(18.97)
53481000	AWWSC Labor CAPX	UZ	2000000068	8/31/2012	(301.13)
53481000	AWWSC Labor CAPX	UZ	2000000076	8/31/2012	(32.54)
53481000	AWWSC Labor CAPX	UZ	2000000068	8/31/2012	(403.80)
53481000	AWWSC Labor CAPX	UZ	2000000074	8/31/2012	(45.61)
53481000	AWWSC Labor CAPX	UZ	2000000067	8/31/2012	(462.73)
53481000	AWWSC Labor CAPX	UZ	2000000076	8/31/2012	(56.92)
53481100	AWWSC Pension CAPX	CF	9300001015	8/31/2012	11.06
53481100	AWWSC Pension CAPX	CF	9300001017	8/31/2012	14.91
53481100	AWWSC Pension CAPX	CF	9300001019	8/31/2012	11.12
53481100	AWWSC Pension CAPX	CF	9300001020	8/31/2012	22.38
53481100	AWWSC Pension CAPX	CF	9300001021	8/31/2012	25.86
53481100	AWWSC Pension CAPX	CF	9300001023	8/31/2012	4.99
53481100	AWWSC Pension CAPX	CF	9300001024	8/31/2012	25.26
53481100	AWWSC Pension CAPX	CF	9300001027	8/31/2012	5.36
53481100	AWWSC Pension CAPX	CF	9300001029	8/31/2012	11.54
53481100	AWWSC Pension CAPX	CF	9300001030	8/31/2012	7.78
53481100	AWWSC Pension CAPX	CF	9300001031	8/31/2012	18.99
53481100	AWWSC Pension CAPX	CF	9300001033	8/31/2012	3.36
53481100	AWWSC Pension CAPX	CF	9300001034	8/31/2012	13.97
53481100	AWWSC Pension CAPX	CF	9300001035	8/31/2012	29.66
53481100	AWWSC Pension CAPX	CF	9300001038	8/31/2012	18.00
53481100	AWWSC Pension CAPX	CF	9300001039	8/31/2012	7.27
53481100	AWWSC Pension CAPX	CF	9300001041	8/31/2012	15.46
53481100	AWWSC Pension CAPX	CF	9300001042	8/31/2012	7.75
53481100	AWWSC Pension CAPX	CF	9300001045	8/31/2012	36.59
53481100	AWWSC Pension CAPX	CF	9300001047	8/31/2012	2.93
53481100	AWWSC Pension CAPX	CF	9300001048	8/31/2012	6.32
53481100	AWWSC Pension CAPX	CF	9300001049	8/31/2012	41.34
53481100	AWWSC Pension CAPX	CF	9300001052	8/31/2012	0.23
53481100	AWWSC Pension CAPX	CF	9300001052	8/31/2012	12.21
53481100	AWWSC Pension CAPX	CF	9300001053	8/31/2012	0.82
53481100	AWWSC Pension CAPX	CF	9300001053	8/31/2012	3.49
53481100	AWWSC Pension CAPX	CF	9300001056	8/31/2012	1.78
53481100	AWWSC Pension CAPX	CF	9300001056	8/31/2012	0.30
53481100	AWWSC Pension CAPX	CF	9300001057	8/31/2012	0.33
53481100	AWWSC Pension CAPX	CF	9300001057	8/31/2012	17.44
53481100	AWWSC Pension CAPX	CF	9300001057	8/31/2012	133.94
53481100	AWWSC Pension CAPX	CF	9300001058	8/31/2012	21.32
53481100	AWWSC Pension CAPX	CF	9300001058	8/31/2012	10.55

Kentucky American Water Company  
Case No. 2012-00520  
Response to PSC DR1, Item 31

Account	Description	Doc Type	Document Number	Posting Date	Amount
53481100	AWWSC Pension CAPX	CF	9300001058	8/31/2012	163.71
53481100	AWWSC Pension CAPX	CF	9300001058	8/31/2012	81.05
53481100	AWWSC Pension CAPX	CF	9300001059	8/31/2012	41.47
53481100	AWWSC Pension CAPX	CF	9300001059	8/31/2012	318.46
53481100	AWWSC Pension CAPX	CF	9300001060	8/31/2012	16.82
53481100	AWWSC Pension CAPX	CF	9300001060	8/31/2012	129.15
53481100	AWWSC Pension CAPX	CF	9300001061	8/31/2012	25.69
53481100	AWWSC Pension CAPX	CF	9300001061	8/31/2012	197.31
53481100	AWWSC Pension CAPX	CF	9300001061	8/31/2012	0.20
53481100	AWWSC Pension CAPX	CF	9300001061	8/31/2012	0.09
53481100	AWWSC Pension CAPX	CF	9300001062	8/31/2012	0.07
53481100	AWWSC Pension CAPX	CF	9300001062	8/31/2012	0.73
53481100	AWWSC Pension CAPX	CF	9300001062	8/31/2012	1.07
53481100	AWWSC Pension CAPX	CF	9300001062	8/31/2012	0.28
53481100	AWWSC Pension CAPX	CF	9300001062	8/31/2012	0.16
53481100	AWWSC Pension CAPX	CF	9300001062	8/31/2012	0.22
53481100	AWWSC Pension CAPX	CF	9300001063	8/31/2012	0.11
53481100	AWWSC Pension CAPX	CF	9300001063	8/31/2012	0.19
53481100	AWWSC Pension CAPX	CF	9300001063	8/31/2012	11.16
53481100	AWWSC Pension CAPX	CF	9300001063	8/31/2012	0.77
53481100	AWWSC Pension CAPX	CF	9300001064	8/31/2012	0.60
53481100	AWWSC Pension CAPX	CF	9300001064	8/31/2012	1.12
53481100	AWWSC Pension CAPX	CF	9300001064	8/31/2012	0.89
53481100	AWWSC Pension CAPX	CF	9300001066	8/31/2012	2.44
53481100	AWWSC Pension CAPX	CF	9300001067	8/31/2012	6.25
53481100	AWWSC Pension CAPX	CF	9300001072	8/31/2012	4.73
53481100	AWWSC Pension CAPX	CF	9300001075	8/31/2012	3.67
53481100	AWWSC Pension CAPX	CF	9300001076	8/31/2012	4.67
53481100	AWWSC Pension CAPX	CF	9300001077	8/31/2012	1.85
53481100	AWWSC Pension CAPX	CF	9300001082	8/31/2012	2.10
53481100	AWWSC Pension CAPX	CF	9300001083	8/31/2012	1.29
53481100	AWWSC Pension CAPX	CF	9300001086	8/31/2012	2.27
53481100	AWWSC Pension CAPX	CF	9300001087	8/31/2012	2.00
53481100	AWWSC Pension CAPX	CF	9300001089	8/31/2012	0.85
53481100	AWWSC Pension CAPX	CF	9300001093	8/31/2012	3.07
53481100	AWWSC Pension CAPX	CF	9300001095	8/31/2012	4.29
53481100	AWWSC Pension CAPX	CF	9300001097	8/31/2012	1.03
53481100	AWWSC Pension CAPX	CF	9300001098	8/31/2012	4.90
53481100	AWWSC Pension CAPX	CF	9300001100	8/31/2012	1.37
53481100	AWWSC Pension CAPX	CF	9300001102	8/31/2012	593.68
53481100	AWWSC Pension CAPX	CF	9300001110	8/31/2012	486.10
53481100	AWWSC Pension CAPX	CF	9300001118	8/31/2012	480.05
53481100	AWWSC Pension CAPX	CF	9300001130	8/31/2012	1,167.40
53481100	AWWSC Pension CAPX	CF	9300001143	8/31/2012	373.15
53481100	AWWSC Pension CAPX	CF	9300001151	8/31/2012	569.91
53481100	AWWSC Pension CAPX	CF	9300001162	8/31/2012	185.96
53481100	AWWSC Pension CAPX	CF	9300001162	8/31/2012	171.25
53481100	AWWSC Pension CAPX	CF	9300001163	8/31/2012	311.48
53481100	AWWSC Pension CAPX	CF	9300001163	8/31/2012	120.53
53481100	AWWSC Pension CAPX	CF	9300001163	8/31/2012	90.30
53481100	AWWSC Pension CAPX	CF	9300001164	8/31/2012	150.82
53481100	AWWSC Pension CAPX	CF	9300001164	8/31/2012	117.32
53481100	AWWSC Pension CAPX	CF	9300001164	8/31/2012	330.30
53481100	AWWSC Pension CAPX	UT	9300001188	8/31/2012	(1,587.15)
53481100	AWWSC Pension CAPX	UZ	2000000074	8/31/2012	(1,023.62)
53481100	AWWSC Pension CAPX	UZ	2000000076	8/31/2012	(28.68)
53481100	AWWSC Pension CAPX	UZ	2000000074	8/31/2012	(9.56)
53481100	AWWSC Pension CAPX	UZ	2000000076	8/31/2012	(19.11)
53481100	AWWSC Pension CAPX	UZ	2000000074	8/31/2012	(9.56)
53481100	AWWSC Pension CAPX	UZ	2000000073	8/31/2012	(19.11)
53481100	AWWSC Pension CAPX	UZ	2000000073	8/31/2012	(9.56)
53481100	AWWSC Pension CAPX	UZ	2000000074	8/31/2012	(28.68)
53481100	AWWSC Pension CAPX	UZ	2000000073	8/31/2012	(28.68)
53481100	AWWSC Pension CAPX	UZ	2000000074	8/31/2012	(28.68)
53481100	AWWSC Pension CAPX	UZ	2000000076	8/31/2012	(86.02)
53481100	AWWSC Pension CAPX	UZ	2000000074	8/31/2012	(114.69)
53481100	AWWSC Pension CAPX	UZ	2000000074	8/31/2012	(28.68)
53481100	AWWSC Pension CAPX	UZ	2000000074	8/31/2012	(9.56)
53481100	AWWSC Pension CAPX	UZ	2000000074	8/31/2012	(64.56)
53481100	AWWSC Pension CAPX	UZ	2000000074	8/31/2012	(9.56)
53481100	AWWSC Pension CAPX	UZ	2000000076	8/31/2012	(9.56)
53481100	AWWSC Pension CAPX	UZ	2000000074	8/31/2012	(16.61)
53481100	AWWSC Pension CAPX	UZ	2000000074	8/31/2012	(9.56)
53481100	AWWSC Pension CAPX	UZ	2000000076	8/31/2012	(30.12)
53481100	AWWSC Pension CAPX	UZ	2000000076	8/31/2012	(20.30)
53481100	AWWSC Pension CAPX	UZ	2000000073	8/31/2012	(28.68)
53481100	AWWSC Pension CAPX	UZ	2000000076	8/31/2012	(9.56)

Kentucky American Water Company  
Case No. 2012-00520  
Response to PSC DR1, Item 31

Account	Description	Doc Type	Document Number	Posting Date	Amount
53481100	AWWSC Pension CAPX	UZ	2000000076	8/31/2012	(9.56)
53481100	AWWSC Pension CAPX	UZ	2000000073	8/31/2012	(9.56)
53481100	AWWSC Pension CAPX	UZ	2000000074	8/31/2012	(38.23)
53481100	AWWSC Pension CAPX	UZ	2000000073	8/31/2012	(9.56)
53481100	AWWSC Pension CAPX	UZ	2000000074	8/31/2012	(19.11)
53481100	AWWSC Pension CAPX	UZ	2000000076	8/31/2012	(19.11)
53481100	AWWSC Pension CAPX	UZ	2000000073	8/31/2012	(19.11)
53481100	AWWSC Pension CAPX	UZ	2000000076	8/31/2012	(19.11)
53481100	AWWSC Pension CAPX	UZ	2000000073	8/31/2012	(19.11)
53481100	AWWSC Pension CAPX	UZ	2000000076	8/31/2012	(19.11)
53481100	AWWSC Pension CAPX	UZ	2000000073	8/31/2012	(19.11)
53481100	AWWSC Pension CAPX	UZ	2000000076	8/31/2012	(22.00)
53481100	AWWSC Pension CAPX	UZ	2000000076	8/31/2012	(19.11)
53481100	AWWSC Pension CAPX	UZ	2000000074	8/31/2012	(19.11)
53481100	AWWSC Pension CAPX	UZ	2000000074	8/31/2012	(2.89)
53481100	AWWSC Pension CAPX	UZ	2000000073	8/31/2012	(12.45)
53481100	AWWSC Pension CAPX	UZ	2000000073	8/31/2012	(112.32)
53481100	AWWSC Pension CAPX	UZ	2000000073	8/31/2012	(132.64)
53481100	AWWSC Pension CAPX	UZ	2000000073	8/31/2012	(95.58)
53481100	AWWSC Pension CAPX	UZ	2000000073	8/31/2012	(9.56)
53481100	AWWSC Pension CAPX	UZ	2000000074	8/31/2012	(38.23)
53481100	AWWSC Pension CAPX	UZ	2000000074	8/31/2012	(9.56)
53481100	AWWSC Pension CAPX	UZ	2000000073	8/31/2012	(24.10)
53481100	AWWSC Pension CAPX	UZ	2000000076	8/31/2012	(31.08)
53481100	AWWSC Pension CAPX	UZ	2000000074	8/31/2012	(9.56)
53481100	AWWSC Pension CAPX	UZ	2000000074	8/31/2012	(9.56)
53481100	AWWSC Pension CAPX	UZ	2000000073	8/31/2012	(28.68)
53481100	AWWSC Pension CAPX	UZ	2000000074	8/31/2012	(86.02)
53481100	AWWSC Pension CAPX	UZ	2000000074	8/31/2012	(86.02)
53481100	AWWSC Pension CAPX	UZ	2000000074	8/31/2012	(38.23)
53481100	AWWSC Pension CAPX	UZ	2000000074	8/31/2012	(38.23)
53481100	AWWSC Pension CAPX	UZ	2000000074	8/31/2012	(38.23)
53481100	AWWSC Pension CAPX	UZ	2000000074	8/31/2012	(66.90)
53481100	AWWSC Pension CAPX	UZ	2000000074	8/31/2012	(66.90)
53481100	AWWSC Pension CAPX	UZ	2000000074	8/31/2012	(525.70)
53481100	AWWSC Pension CAPX	UZ	2000000074	8/31/2012	(353.65)
53481100	AWWSC Pension CAPX	UZ	2000000076	8/31/2012	(76.47)
53481100	AWWSC Pension CAPX	UZ	2000000074	8/31/2012	(27.44)
53481100	AWWSC Pension CAPX	UZ	2000000073	8/31/2012	(28.68)
53481100	AWWSC Pension CAPX	UZ	2000000073	8/31/2012	(57.35)
53481100	AWWSC Pension CAPX	UZ	2000000074	8/31/2012	(28.68)
53481100	AWWSC Pension CAPX	UZ	2000000074	8/31/2012	(9.56)
53481100	AWWSC Pension CAPX	UZ	2000000074	8/31/2012	(28.68)
53481100	AWWSC Pension CAPX	UZ	2000000074	8/31/2012	(28.68)
53481100	AWWSC Pension CAPX	UZ	2000000074	8/31/2012	(28.68)
53481100	AWWSC Pension CAPX	UZ	2000000073	8/31/2012	(28.68)
53481100	AWWSC Pension CAPX	UZ	2000000076	8/31/2012	(66.90)
53481100	AWWSC Pension CAPX	UZ	2000000073	8/31/2012	(162.50)
53481100	AWWSC Pension CAPX	UZ	2000000076	8/31/2012	(38.23)
53481100	AWWSC Pension CAPX	UZ	2000000076	8/31/2012	(38.23)
53481100	AWWSC Pension CAPX	UZ	2000000074	8/31/2012	(19.11)
53481100	AWWSC Pension CAPX	UZ	2000000074	8/31/2012	(19.11)
53481100	AWWSC Pension CAPX	UZ	2000000073	8/31/2012	(47.79)
53481100	AWWSC Pension CAPX	UZ	2000000076	8/31/2012	(19.11)
53481100	AWWSC Pension CAPX	UZ	2000000073	8/31/2012	(57.35)
53481100	AWWSC Pension CAPX	UZ	2000000073	8/31/2012	(19.11)
53481100	AWWSC Pension CAPX	UZ	2000000074	8/31/2012	(19.11)
53481100	AWWSC Pension CAPX	UZ	2000000074	8/31/2012	(19.11)
53481100	AWWSC Pension CAPX	UZ	2000000074	8/31/2012	(28.68)
53481100	AWWSC Pension CAPX	UZ	2000000074	8/31/2012	(19.11)
53481100	AWWSC Pension CAPX	UZ	2000000074	8/31/2012	(19.11)
53481100	AWWSC Pension CAPX	UZ	2000000074	8/31/2012	(38.23)
53481100	AWWSC Pension CAPX	UZ	2000000074	8/31/2012	(19.11)
53481100	AWWSC Pension CAPX	UZ	2000000074	8/31/2012	(9.56)
53481100	AWWSC Pension CAPX	UZ	2000000074	8/31/2012	(9.56)
53481100	AWWSC Pension CAPX	UZ	2000000074	8/31/2012	(9.56)
53481100	AWWSC Pension CAPX	UZ	2000000074	8/31/2012	(57.35)
53481100	AWWSC Pension CAPX	UZ	2000000073	8/31/2012	(28.68)
53481100	AWWSC Pension CAPX	UZ	2000000076	8/31/2012	(46.47)
53481100	AWWSC Pension CAPX	UZ	2000000074	8/31/2012	(46.47)
53481100	AWWSC Pension CAPX	UZ	2000000076	8/31/2012	(85.86)
53481100	AWWSC Pension CAPX	UZ	2000000076	8/31/2012	(18.05)
53481100	AWWSC Pension CAPX	UZ	2000000073	8/31/2012	(36.50)
53481100	AWWSC Pension CAPX	UZ	2000000073	8/31/2012	(47.91)
53481100	AWWSC Pension CAPX	UZ	2000000074	8/31/2012	(54.15)
53481200	AWWSC Group Ins CAPX	CF	9300000533	8/31/2012	40.47
53481200	AWWSC Group Ins CAPX	CF	9300000534	8/31/2012	1,019.46
53481200	AWWSC Group Ins CAPX	CF	9300000535	8/31/2012	60.20
53481200	AWWSC Group Ins CAPX	CF	9300000536	8/31/2012	11.43

Kentucky American Water Company  
 Case No. 2012-00520  
 Response to PSC DR1, Item 31

Account	Description	Doc Type	Document Number	Posting Date	Amount
53481200	AWWSC Group Ins CAPX	CF	9300000537	8/31/2012	30.26
53481200	AWWSC Group Ins CAPX	CF	9300000538	8/31/2012	14.19
53481200	AWWSC Group Ins CAPX	CF	9300000539	8/31/2012	28.16
53481200	AWWSC Group Ins CAPX	CF	9300000540	8/31/2012	57.56
53481200	AWWSC Group Ins CAPX	CF	9300000541	8/31/2012	7.20
53481200	AWWSC Group Ins CAPX	CF	9300000542	8/31/2012	43.01
53481200	AWWSC Group Ins CAPX	CF	9300000543	8/31/2012	2.23
53481200	AWWSC Group Ins CAPX	CF	9300000544	8/31/2012	30.12
53481200	AWWSC Group Ins CAPX	CF	9300000545	8/31/2012	16.84
53481200	AWWSC Group Ins CAPX	CF	9300000546	8/31/2012	20.84
53481200	AWWSC Group Ins CAPX	CF	9300000547	8/31/2012	9.41
53481200	AWWSC Group Ins CAPX	CF	9300000548	8/31/2012	112.50
53481200	AWWSC Group Ins CAPX	CF	9300000549	8/31/2012	26.94
53481200	AWWSC Group Ins CAPX	CF	9300000552	8/31/2012	74.18
53481200	AWWSC Group Ins CAPX	CF	9300000553	8/31/2012	73.85
53481200	AWWSC Group Ins CAPX	CF	9300000554	8/31/2012	74.78
53481200	AWWSC Group Ins CAPX	CF	9300000555	8/31/2012	21.92
53481200	AWWSC Group Ins CAPX	CF	9300000556	8/31/2012	75.62
53481200	AWWSC Group Ins CAPX	CF	9300000557	8/31/2012	68.55
53481200	AWWSC Group Ins CAPX	CF	9300000558	8/31/2012	238.12
53481200	AWWSC Group Ins CAPX	CF	9300000559	8/31/2012	181.54
53481200	AWWSC Group Ins CAPX	CF	9300000560	8/31/2012	86.13
53481200	AWWSC Group Ins CAPX	CF	9300000561	8/31/2012	35.05
53481200	AWWSC Group Ins CAPX	CF	9300000562	8/31/2012	32.70
53481200	AWWSC Group Ins CAPX	CF	9300000563	8/31/2012	32.70
53481200	AWWSC Group Ins CAPX	CF	9300000564	8/31/2012	16.19
53481200	AWWSC Group Ins CAPX	CF	9300000565	8/31/2012	12.71
53481200	AWWSC Group Ins CAPX	CF	9300000566	8/31/2012	23.89
53481200	AWWSC Group Ins CAPX	CF	9300000567	8/31/2012	26.61
53481200	AWWSC Group Ins CAPX	CF	9300000573	8/31/2012	57.75
53481200	AWWSC Group Ins CAPX	CF	9300000583	8/31/2012	4.47
53481200	AWWSC Group Ins CAPX	CF	9300000585	8/31/2012	4.49
53481200	AWWSC Group Ins CAPX	CF	9300000594	8/31/2012	128.71
53481200	AWWSC Group Ins CAPX	CF	9300000595	8/31/2012	517.71
53481200	AWWSC Group Ins CAPX	CF	9300000597	8/31/2012	1,208.70
53481200	AWWSC Group Ins CAPX	CF	9300000598	8/31/2012	85.51
53481200	AWWSC Group Ins CAPX	CF	9300000599	8/31/2012	0.60
53481200	AWWSC Group Ins CAPX	CF	9300000600	8/31/2012	0.94
53481200	AWWSC Group Ins CAPX	CF	9300000601	8/31/2012	1.20
53481200	AWWSC Group Ins CAPX	CF	9300000602	8/31/2012	0.68
53481200	AWWSC Group Ins CAPX	CF	9300000603	8/31/2012	85.22
53481200	AWWSC Group Ins CAPX	CF	9300000604	8/31/2012	0.94
53481200	AWWSC Group Ins CAPX	CF	9300000605	8/31/2012	1.19
53481200	AWWSC Group Ins CAPX	CF	9300000606	8/31/2012	0.68
53481200	AWWSC Group Ins CAPX	CF	9300000607	8/31/2012	52.54
53481200	AWWSC Group Ins CAPX	CF	9300000608	8/31/2012	0.02
53481200	AWWSC Group Ins CAPX	CF	9300000609	8/31/2012	52.57
53481200	AWWSC Group Ins CAPX	CF	9300000610	8/31/2012	0.02
53481200	AWWSC Group Ins CAPX	CF	9300000611	8/31/2012	58.92
53481200	AWWSC Group Ins CAPX	CF	9300000612	8/31/2012	1.63
53481200	AWWSC Group Ins CAPX	CF	9300000613	8/31/2012	57.28
53481200	AWWSC Group Ins CAPX	CF	9300000614	8/31/2012	149.42
53481200	AWWSC Group Ins CAPX	CF	9300000615	8/31/2012	1.92
53481200	AWWSC Group Ins CAPX	CF	9300000616	8/31/2012	127.50
53481200	AWWSC Group Ins CAPX	CF	9300000617	8/31/2012	2.42
53481200	AWWSC Group Ins CAPX	CF	9300000618	8/31/2012	95.46
53481200	AWWSC Group Ins CAPX	CF	9300000619	8/31/2012	14.44
53481200	AWWSC Group Ins CAPX	CF	9300000620	8/31/2012	14.44
53481200	AWWSC Group Ins CAPX	CF	9300000621	8/31/2012	4.18
53481200	AWWSC Group Ins CAPX	CF	9300000622	8/31/2012	1.48
53481200	AWWSC Group Ins CAPX	CF	9300000623	8/31/2012	1.53
53481200	AWWSC Group Ins CAPX	CF	9300000624	8/31/2012	77.18
53481200	AWWSC Group Ins CAPX	CF	9300000625	8/31/2012	59.12
53481200	AWWSC Group Ins CAPX	CF	9300000626	8/31/2012	39.21
53481200	AWWSC Group Ins CAPX	CF	9300000628	8/31/2012	21.12
53481200	AWWSC Group Ins CAPX	CF	9300000629	8/31/2012	20.03
53481200	AWWSC Group Ins CAPX	CF	9300000630	8/31/2012	166.60
53481200	AWWSC Group Ins CAPX	CF	9300000631	8/31/2012	1.86
53481200	AWWSC Group Ins CAPX	CF	9300000632	8/31/2012	172.46
53481200	AWWSC Group Ins CAPX	CF	9300000633	8/31/2012	7.86
53481200	AWWSC Group Ins CAPX	CF	9300000634	8/31/2012	89.25
53481200	AWWSC Group Ins CAPX	CF	9300000635	8/31/2012	0.94
53481200	AWWSC Group Ins CAPX	CF	9300000636	8/31/2012	10.74
53481200	AWWSC Group Ins CAPX	CF	9300000637	8/31/2012	1.88
53481200	AWWSC Group Ins CAPX	CF	9300000638	8/31/2012	1.88
53481200	AWWSC Group Ins CAPX	CF	9300000639	8/31/2012	1.20
53481200	AWWSC Group Ins CAPX	CF	9300000640	8/31/2012	20.97

Kentucky American Water Company  
Case No. 2012-00520  
Response to PSC DR1, Item 31

Account	Description	Doc Type	Document Number	Posting Date	Amount
53481200	AWWSC Group Ins CAPX	CF	9300000641	8/31/2012	0.68
53481200	AWWSC Group Ins CAPX	CF	9300000642	8/31/2012	20.97
53481200	AWWSC Group Ins CAPX	CF	9300000643	8/31/2012	1.20
53481200	AWWSC Group Ins CAPX	CF	9300000644	8/31/2012	0.68
53481200	AWWSC Group Ins CAPX	CF	9300000645	8/31/2012	21.56
53481200	AWWSC Group Ins CAPX	CF	9300000646	8/31/2012	1.88
53481200	AWWSC Group Ins CAPX	CF	9300000647	8/31/2012	17.47
53481200	AWWSC Group Ins CAPX	CF	9300000648	8/31/2012	17.52
53481200	AWWSC Group Ins CAPX	CF	9300000649	8/31/2012	17.47
53481200	AWWSC Group Ins CAPX	CF	9300000650	8/31/2012	5.38
53481200	AWWSC Group Ins CAPX	CF	9300000651	8/31/2012	5.38
53481200	AWWSC Group Ins CAPX	CF	9300000652	8/31/2012	5.38
53481200	AWWSC Group Ins CAPX	CF	9300000653	8/31/2012	37.60
53481200	AWWSC Group Ins CAPX	CF	9300000654	8/31/2012	12.62
53481200	AWWSC Group Ins CAPX	CF	9300000655	8/31/2012	16.91
53481200	AWWSC Group Ins CAPX	CF	9300000657	8/31/2012	2.49
53481200	AWWSC Group Ins CAPX	CF	9300000658	8/31/2012	0.10
53481200	AWWSC Group Ins CAPX	CF	9300000659	8/31/2012	9.21
53481200	AWWSC Group Ins CAPX	CF	9300000660	8/31/2012	61.98
53481200	AWWSC Group Ins CAPX	CF	9300000661	8/31/2012	14.44
53481200	AWWSC Group Ins CAPX	CF	9300000662	8/31/2012	14.44
53481200	AWWSC Group Ins CAPX	CF	9300000663	8/31/2012	6.68
53481200	AWWSC Group Ins CAPX	CF	9300000664	8/31/2012	14.44
53481200	AWWSC Group Ins CAPX	CF	9300000665	8/31/2012	71.31
53481200	AWWSC Group Ins CAPX	CF	9300000667	8/31/2012	4.29
53481200	AWWSC Group Ins CAPX	CF	9300000668	8/31/2012	64.65
53481200	AWWSC Group Ins CAPX	CF	9300000669	8/31/2012	1.33
53481200	AWWSC Group Ins CAPX	CF	9300000670	8/31/2012	60.48
53481200	AWWSC Group Ins CAPX	CF	9300000671	8/31/2012	5.44
53481200	AWWSC Group Ins CAPX	CF	9300000672	8/31/2012	46.40
53481200	AWWSC Group Ins CAPX	CF	9300000673	8/31/2012	18.92
53481200	AWWSC Group Ins CAPX	CF	9300000674	8/31/2012	13.08
53481200	AWWSC Group Ins CAPX	CF	9300000676	8/31/2012	13.07
53481200	AWWSC Group Ins CAPX	CF	9300000677	8/31/2012	0.45
53481200	AWWSC Group Ins CAPX	CF	9300000678	8/31/2012	3.14
53481200	AWWSC Group Ins CAPX	CF	9300000679	8/31/2012	3.14
53481200	AWWSC Group Ins CAPX	CF	9300000680	8/31/2012	181.57
53481200	AWWSC Group Ins CAPX	CF	9300000681	8/31/2012	31.36
53481200	AWWSC Group Ins CAPX	CF	9300000682	8/31/2012	3.14
53481200	AWWSC Group Ins CAPX	CF	9300000683	8/31/2012	20.84
53481200	AWWSC Group Ins CAPX	CF	9300000684	8/31/2012	116.78
53481200	AWWSC Group Ins CAPX	CF	9300000685	8/31/2012	0.22
53481200	AWWSC Group Ins CAPX	CF	9300000686	8/31/2012	11.87
53481200	AWWSC Group Ins CAPX	CF	9300000687	8/31/2012	63.08
53481200	AWWSC Group Ins CAPX	CF	9300000688	8/31/2012	4.65
53481200	AWWSC Group Ins CAPX	CF	9300000689	8/31/2012	49.04
53481200	AWWSC Group Ins CAPX	CF	9300000690	8/31/2012	35.59
53481200	AWWSC Group Ins CAPX	CF	9300000691	8/31/2012	0.21
53481200	AWWSC Group Ins CAPX	CF	9300000692	8/31/2012	33.82
53481200	AWWSC Group Ins CAPX	CF	9300000693	8/31/2012	20.55
53481200	AWWSC Group Ins CAPX	CF	9300000695	8/31/2012	24.35
53481200	AWWSC Group Ins CAPX	CF	9300000696	8/31/2012	18.13
53481200	AWWSC Group Ins CAPX	CF	9300000697	8/31/2012	11.56
53481200	AWWSC Group Ins CAPX	CF	9300000698	8/31/2012	42.81
53481200	AWWSC Group Ins CAPX	CF	9300000699	8/31/2012	43.67
53481200	AWWSC Group Ins CAPX	CF	9300000700	8/31/2012	6.56
53481200	AWWSC Group Ins CAPX	CF	9300000701	8/31/2012	63.74
53481200	AWWSC Group Ins CAPX	CF	9300000702	8/31/2012	32.10
53481200	AWWSC Group Ins CAPX	CF	9300000703	8/31/2012	4.60
53481200	AWWSC Group Ins CAPX	CF	9300000704	8/31/2012	55.53
53481200	AWWSC Group Ins CAPX	CF	9300000705	8/31/2012	3.62
53481200	AWWSC Group Ins CAPX	CF	9300000706	8/31/2012	29.35
53481200	AWWSC Group Ins CAPX	CF	9300000710	8/31/2012	0.97
53481200	AWWSC Group Ins CAPX	CF	9300000711	8/31/2012	26.34
53481200	AWWSC Group Ins CAPX	CF	9300000715	8/31/2012	18.66
53481200	AWWSC Group Ins CAPX	CF	9300000716	8/31/2012	0.57
53481200	AWWSC Group Ins CAPX	CF	9300000717	8/31/2012	7.22
53481200	AWWSC Group Ins CAPX	CF	9300000718	8/31/2012	5.04
53481200	AWWSC Group Ins CAPX	CF	9300000722	8/31/2012	8.74
53481200	AWWSC Group Ins CAPX	CF	9300000723	8/31/2012	0.97
53481200	AWWSC Group Ins CAPX	CF	9300000724	8/31/2012	5.04
53481200	AWWSC Group Ins CAPX	CF	9300000728	8/31/2012	15.95
53481200	AWWSC Group Ins CAPX	CF	9300000729	8/31/2012	2.95
53481200	AWWSC Group Ins CAPX	CF	9300000730	8/31/2012	7.21
53481200	AWWSC Group Ins CAPX	CF	9300000731	8/31/2012	75.40
53481200	AWWSC Group Ins CAPX	CF	9300000735	8/31/2012	2.11
53481200	AWWSC Group Ins CAPX	CF	9300000736	8/31/2012	2.11

Kentucky American Water Company  
 Case No. 2012-00520  
 Response to PSC DR1, Item 31

Account	Description	Doc Type	Document Number	Posting Date	Amount
53481200	AWWSC Group Ins CAPX	CF	9300000737	8/31/2012	15.99
53481200	AWWSC Group Ins CAPX	CF	9300000928	8/31/2012	869.81
53481200	AWWSC Group Ins CAPX	CF	9300001015	8/31/2012	4.70
53481200	AWWSC Group Ins CAPX	CF	9300001016	8/31/2012	6.72
53481200	AWWSC Group Ins CAPX	CF	9300001017	8/31/2012	2.81
53481200	AWWSC Group Ins CAPX	CF	9300001018	8/31/2012	0.54
53481200	AWWSC Group Ins CAPX	CF	9300001019	8/31/2012	2.07
53481200	AWWSC Group Ins CAPX	CF	9300001020	8/31/2012	6.84
53481200	AWWSC Group Ins CAPX	CF	9300001023	8/31/2012	0.96
53481200	AWWSC Group Ins CAPX	CF	9300001024	8/31/2012	6.29
53481200	AWWSC Group Ins CAPX	CF	9300001027	8/31/2012	4.77
53481200	AWWSC Group Ins CAPX	CF	9300001029	8/31/2012	4.77
53481200	AWWSC Group Ins CAPX	CF	9300001030	8/31/2012	1.47
53481200	AWWSC Group Ins CAPX	CF	9300001031	8/31/2012	4.69
53481200	AWWSC Group Ins CAPX	CF	9300001033	8/31/2012	2.88
53481200	AWWSC Group Ins CAPX	CF	9300001034	8/31/2012	2.63
53481200	AWWSC Group Ins CAPX	CF	9300001035	8/31/2012	8.17
53481200	AWWSC Group Ins CAPX	CF	9300001038	8/31/2012	12.82
53481200	AWWSC Group Ins CAPX	CF	9300001040	8/31/2012	1.36
53481200	AWWSC Group Ins CAPX	CF	9300001041	8/31/2012	3.03
53481200	AWWSC Group Ins CAPX	CF	9300001042	8/31/2012	2.43
53481200	AWWSC Group Ins CAPX	CF	9300001044	8/31/2012	3.32
53481200	AWWSC Group Ins CAPX	CF	9300001045	8/31/2012	20.16
53481200	AWWSC Group Ins CAPX	CF	9300001045	8/31/2012	(14.35)
53481200	AWWSC Group Ins CAPX	CF	9300001047	8/31/2012	0.14
53481200	AWWSC Group Ins CAPX	CF	9300001048	8/31/2012	1.19
53481200	AWWSC Group Ins CAPX	CF	9300001049	8/31/2012	0.38
53481200	AWWSC Group Ins CAPX	CF	9300001050	8/31/2012	7.54
53481200	AWWSC Group Ins CAPX	CF	9300001051	8/31/2012	1.21
53481200	AWWSC Group Ins CAPX	CF	9300001051	8/31/2012	0.21
53481200	AWWSC Group Ins CAPX	CF	9300001051	8/31/2012	0.21
53481200	AWWSC Group Ins CAPX	CF	9300001053	8/31/2012	0.50
53481200	AWWSC Group Ins CAPX	CF	9300001053	8/31/2012	0.66
53481200	AWWSC Group Ins CAPX	CF	9300001053	8/31/2012	0.02
53481200	AWWSC Group Ins CAPX	CF	9300001054	8/31/2012	0.07
53481200	AWWSC Group Ins CAPX	CF	9300001055	8/31/2012	2.70
53481200	AWWSC Group Ins CAPX	CF	9300001056	8/31/2012	0.25
53481200	AWWSC Group Ins CAPX	CF	9300001056	8/31/2012	0.05
53481200	AWWSC Group Ins CAPX	CF	9300001057	8/31/2012	0.25
53481200	AWWSC Group Ins CAPX	CF	9300001057	8/31/2012	11.59
53481200	AWWSC Group Ins CAPX	CF	9300001057	8/31/2012	89.05
53481200	AWWSC Group Ins CAPX	CF	9300001058	8/31/2012	5.96
53481200	AWWSC Group Ins CAPX	CF	9300001058	8/31/2012	7.63
53481200	AWWSC Group Ins CAPX	CF	9300001058	8/31/2012	45.76
53481200	AWWSC Group Ins CAPX	CF	9300001058	8/31/2012	58.61
53481200	AWWSC Group Ins CAPX	CF	9300001059	8/31/2012	7.80
53481200	AWWSC Group Ins CAPX	CF	9300001059	8/31/2012	59.89
53481200	AWWSC Group Ins CAPX	CF	9300001060	8/31/2012	6.89
53481200	AWWSC Group Ins CAPX	CF	9300001060	8/31/2012	52.94
53481200	AWWSC Group Ins CAPX	CF	9300001061	8/31/2012	9.94
53481200	AWWSC Group Ins CAPX	CF	9300001061	8/31/2012	76.32
53481200	AWWSC Group Ins CAPX	CF	9300001061	8/31/2012	0.04
53481200	AWWSC Group Ins CAPX	CF	9300001061	8/31/2012	0.02
53481200	AWWSC Group Ins CAPX	CF	9300001062	8/31/2012	0.01
53481200	AWWSC Group Ins CAPX	CF	9300001062	8/31/2012	0.18
53481200	AWWSC Group Ins CAPX	CF	9300001062	8/31/2012	0.28
53481200	AWWSC Group Ins CAPX	CF	9300001062	8/31/2012	0.11
53481200	AWWSC Group Ins CAPX	CF	9300001062	8/31/2012	0.05
53481200	AWWSC Group Ins CAPX	CF	9300001062	8/31/2012	0.05
53481200	AWWSC Group Ins CAPX	CF	9300001063	8/31/2012	0.09
53481200	AWWSC Group Ins CAPX	CF	9300001063	8/31/2012	0.04
53481200	AWWSC Group Ins CAPX	CF	9300001063	8/31/2012	2.48
53481200	AWWSC Group Ins CAPX	CF	9300001064	8/31/2012	0.11
53481200	AWWSC Group Ins CAPX	CF	9300001064	8/31/2012	0.64
53481200	AWWSC Group Ins CAPX	CF	9300001064	8/31/2012	0.21
53481200	AWWSC Group Ins CAPX	CF	9300001065	8/31/2012	0.19
53481200	AWWSC Group Ins CAPX	CF	9300001066	8/31/2012	0.45
53481200	AWWSC Group Ins CAPX	CF	9300001068	8/31/2012	1.88
53481200	AWWSC Group Ins CAPX	CF	9300001070	8/31/2012	0.66
53481200	AWWSC Group Ins CAPX	CF	9300001072	8/31/2012	4.93
53481200	AWWSC Group Ins CAPX	CF	9300001075	8/31/2012	0.86
53481200	AWWSC Group Ins CAPX	CF	9300001076	8/31/2012	0.89
53481200	AWWSC Group Ins CAPX	CF	9300001078	8/31/2012	0.34
53481200	AWWSC Group Ins CAPX	CF	9300001079	8/31/2012	1.34
53481200	AWWSC Group Ins CAPX	CF	9300001082	8/31/2012	0.39
53481200	AWWSC Group Ins CAPX	CF	9300001083	8/31/2012	1.13
53481200	AWWSC Group Ins CAPX	CF	9300001085	8/31/2012	0.13

Kentucky American Water Company  
Case No. 2012-00520  
Response to PSC DR1, Item 31

Account	Description	Doc Type	Document Number	Posting Date	Amount
53481200	AWWSC Group Ins CAPX	CF	9300001086	8/31/2012	0.53
53481200	AWWSC Group Ins CAPX	CF	9300001089	8/31/2012	2.92
53481200	AWWSC Group Ins CAPX	CF	9300001090	8/31/2012	0.54
53481200	AWWSC Group Ins CAPX	CF	9300001092	8/31/2012	1.78
53481200	AWWSC Group Ins CAPX	CF	9300001094	8/31/2012	0.61
53481200	AWWSC Group Ins CAPX	CF	9300001095	8/31/2012	1.61
53481200	AWWSC Group Ins CAPX	CF	9300001097	8/31/2012	0.85
53481200	AWWSC Group Ins CAPX	CF	9300001098	8/31/2012	0.99
53481200	AWWSC Group Ins CAPX	CF	9300001100	8/31/2012	0.47
53481200	AWWSC Group Ins CAPX	CF	9300001101	8/31/2012	148.97
53481200	AWWSC Group Ins CAPX	CF	9300001111	8/31/2012	192.46
53481200	AWWSC Group Ins CAPX	CF	9300001119	8/31/2012	149.45
53481200	AWWSC Group Ins CAPX	CF	9300001129	8/31/2012	719.16
53481200	AWWSC Group Ins CAPX	CF	9300001142	8/31/2012	151.95
53481200	AWWSC Group Ins CAPX	CF	9300001150	8/31/2012	153.91
53481200	AWWSC Group Ins CAPX	CF	9300001157	8/31/2012	23.23
53481200	AWWSC Group Ins CAPX	CF	9300001162	8/31/2012	122.39
53481200	AWWSC Group Ins CAPX	CF	9300001162	8/31/2012	34.69
53481200	AWWSC Group Ins CAPX	CF	9300001163	8/31/2012	90.08
53481200	AWWSC Group Ins CAPX	CF	9300001163	8/31/2012	22.08
53481200	AWWSC Group Ins CAPX	CF	9300001163	8/31/2012	26.56
53481200	AWWSC Group Ins CAPX	CF	9300001163	8/31/2012	114.05
53481200	AWWSC Group Ins CAPX	CF	9300001164	8/31/2012	31.39
53481200	AWWSC Group Ins CAPX	CF	9300001164	8/31/2012	36.27
53481200	AWWSC Group Ins CAPX	CF	9300001164	8/31/2012	62.04
53481200	AWWSC Group Ins CAPX	UT	9300001005	8/31/2012	(1,161.82)
53481200	AWWSC Group Ins CAPX	UT	9300001188	8/31/2012	(580.56)
53481200	AWWSC Group Ins CAPX	UZ	2000000068	8/31/2012	(869.81)
53481200	AWWSC Group Ins CAPX	UZ	2000000074	8/31/2012	(382.57)
53481200	AWWSC Group Ins CAPX	UZ	2000000068	8/31/2012	(42.81)
53481200	AWWSC Group Ins CAPX	UZ	2000000074	8/31/2012	(12.02)
53481200	AWWSC Group Ins CAPX	UZ	2000000067	8/31/2012	(11.56)
53481200	AWWSC Group Ins CAPX	UZ	2000000074	8/31/2012	(4.01)
53481200	AWWSC Group Ins CAPX	UZ	2000000068	8/31/2012	(4.49)
53481200	AWWSC Group Ins CAPX	UZ	2000000067	8/31/2012	(4.47)
53481200	AWWSC Group Ins CAPX	UZ	2000000067	8/31/2012	(55.53)
53481200	AWWSC Group Ins CAPX	UZ	2000000073	8/31/2012	(8.02)
53481200	AWWSC Group Ins CAPX	UZ	2000000067	8/31/2012	(18.13)
53481200	AWWSC Group Ins CAPX	UZ	2000000076	8/31/2012	(4.01)
53481200	AWWSC Group Ins CAPX	UZ	2000000067	8/31/2012	(24.35)
53481200	AWWSC Group Ins CAPX	UZ	2000000073	8/31/2012	(8.02)
53481200	AWWSC Group Ins CAPX	UZ	2000000067	8/31/2012	(20.55)
53481200	AWWSC Group Ins CAPX	UZ	2000000076	8/31/2012	(4.01)
53481200	AWWSC Group Ins CAPX	UZ	2000000067	8/31/2012	(50.23)
53481200	AWWSC Group Ins CAPX	UZ	2000000073	8/31/2012	(12.02)
53481200	AWWSC Group Ins CAPX	UZ	2000000067	8/31/2012	(63.74)
53481200	AWWSC Group Ins CAPX	UZ	2000000076	8/31/2012	(12.02)
53481200	AWWSC Group Ins CAPX	UZ	2000000067	8/31/2012	(36.70)
53481200	AWWSC Group Ins CAPX	UZ	2000000074	8/31/2012	(12.02)
53481200	AWWSC Group Ins CAPX	UZ	2000000068	8/31/2012	(128.87)
53481200	AWWSC Group Ins CAPX	UZ	2000000073	8/31/2012	(36.07)
53481200	AWWSC Group Ins CAPX	UZ	2000000067	8/31/2012	(212.93)
53481200	AWWSC Group Ins CAPX	UZ	2000000073	8/31/2012	(48.09)
53481200	AWWSC Group Ins CAPX	UZ	2000000068	8/31/2012	(34.03)
53481200	AWWSC Group Ins CAPX	UZ	2000000074	8/31/2012	(12.02)
53481200	AWWSC Group Ins CAPX	UZ	2000000067	8/31/2012	(23.98)
53481200	AWWSC Group Ins CAPX	UZ	2000000074	8/31/2012	(4.01)
53481200	AWWSC Group Ins CAPX	UZ	2000000068	8/31/2012	(6.28)
53481200	AWWSC Group Ins CAPX	UZ	2000000067	8/31/2012	(152.36)
53481200	AWWSC Group Ins CAPX	UZ	2000000074	8/31/2012	(24.35)
53481200	AWWSC Group Ins CAPX	UZ	2000000067	8/31/2012	(0.45)
53481200	AWWSC Group Ins CAPX	UZ	2000000068	8/31/2012	(13.07)
53481200	AWWSC Group Ins CAPX	UZ	2000000076	8/31/2012	(4.01)
53481200	AWWSC Group Ins CAPX	UZ	2000000068	8/31/2012	(13.08)
53481200	AWWSC Group Ins CAPX	UZ	2000000076	8/31/2012	(4.01)
53481200	AWWSC Group Ins CAPX	UZ	2000000068	8/31/2012	(18.92)
53481200	AWWSC Group Ins CAPX	UZ	2000000074	8/31/2012	0.70
53481200	AWWSC Group Ins CAPX	UZ	2000000074	8/31/2012	(5.50)
53481200	AWWSC Group Ins CAPX	UZ	2000000067	8/31/2012	(46.40)
53481200	AWWSC Group Ins CAPX	UZ	2000000076	8/31/2012	(4.01)
53481200	AWWSC Group Ins CAPX	UZ	2000000067	8/31/2012	(5.44)
53481200	AWWSC Group Ins CAPX	UZ	2000000068	8/31/2012	(68.94)
53481200	AWWSC Group Ins CAPX	UZ	2000000074	8/31/2012	(12.74)
53481200	AWWSC Group Ins CAPX	UZ	2000000067	8/31/2012	(61.81)
53481200	AWWSC Group Ins CAPX	UZ	2000000074	8/31/2012	(8.40)
53481200	AWWSC Group Ins CAPX	UZ	2000000068	8/31/2012	(71.31)
53481200	AWWSC Group Ins CAPX	UZ	2000000074	8/31/2012	(12.02)

Kentucky American Water Company  
Case No. 2012-00520  
Response to PSC DR1, Item 31

Account	Description	Doc Type	Document Number	Posting Date	Amount
53481200	AWWSC Group Ins CAPX	UZ	200000068	8/31/2012	(14.44)
53481200	AWWSC Group Ins CAPX	UZ	200000074	8/31/2012	(4.01)
53481200	AWWSC Group Ins CAPX	UZ	200000067	8/31/2012	(14.44)
53481200	AWWSC Group Ins CAPX	UZ	200000074	8/31/2012	(4.01)
53481200	AWWSC Group Ins CAPX	UZ	200000067	8/31/2012	(14.44)
53481200	AWWSC Group Ins CAPX	UZ	200000073	8/31/2012	(4.01)
53481200	AWWSC Group Ins CAPX	UZ	200000068	8/31/2012	(71.29)
53481200	AWWSC Group Ins CAPX	UZ	200000073	8/31/2012	(16.03)
53481200	AWWSC Group Ins CAPX	UZ	200000067	8/31/2012	(6.68)
53481200	AWWSC Group Ins CAPX	UZ	200000068	8/31/2012	(2.49)
53481200	AWWSC Group Ins CAPX	UZ	200000074	8/31/2012	(4.01)
53481200	AWWSC Group Ins CAPX	UZ	200000067	8/31/2012	(16.91)
53481200	AWWSC Group Ins CAPX	UZ	200000074	8/31/2012	(8.02)
53481200	AWWSC Group Ins CAPX	UZ	200000067	8/31/2012	(12.62)
53481200	AWWSC Group Ins CAPX	UZ	200000074	8/31/2012	(8.02)
53481200	AWWSC Group Ins CAPX	UZ	200000068	8/31/2012	(37.60)
53481200	AWWSC Group Ins CAPX	UZ	200000074	8/31/2012	(8.02)
53481200	AWWSC Group Ins CAPX	UZ	200000067	8/31/2012	(5.38)
53481200	AWWSC Group Ins CAPX	UZ	200000068	8/31/2012	(5.38)
53481200	AWWSC Group Ins CAPX	UZ	200000067	8/31/2012	(5.38)
53481200	AWWSC Group Ins CAPX	UZ	200000067	8/31/2012	(17.47)
53481200	AWWSC Group Ins CAPX	UZ	200000073	8/31/2012	(8.02)
53481200	AWWSC Group Ins CAPX	UZ	200000067	8/31/2012	(17.47)
53481200	AWWSC Group Ins CAPX	UZ	200000074	8/31/2012	(8.02)
53481200	AWWSC Group Ins CAPX	UZ	200000068	8/31/2012	(17.52)
53481200	AWWSC Group Ins CAPX	UZ	200000074	8/31/2012	(8.02)
53481200	AWWSC Group Ins CAPX	UZ	200000068	8/31/2012	(23.44)
53481200	AWWSC Group Ins CAPX	UZ	200000074	8/31/2012	(9.44)
53481200	AWWSC Group Ins CAPX	UZ	200000068	8/31/2012	(22.85)
53481200	AWWSC Group Ins CAPX	UZ	200000073	8/31/2012	(8.02)
53481200	AWWSC Group Ins CAPX	UZ	200000068	8/31/2012	(22.85)
53481200	AWWSC Group Ins CAPX	UZ	200000073	8/31/2012	(8.02)
53481200	AWWSC Group Ins CAPX	UZ	200000067	8/31/2012	(1.88)
53481200	AWWSC Group Ins CAPX	UZ	200000073	8/31/2012	(1.42)
53481200	AWWSC Group Ins CAPX	UZ	200000068	8/31/2012	(13.56)
53481200	AWWSC Group Ins CAPX	UZ	200000074	8/31/2012	(5.43)
53481200	AWWSC Group Ins CAPX	UZ	200000068	8/31/2012	(97.11)
53481200	AWWSC Group Ins CAPX	UZ	200000074	8/31/2012	(46.40)
53481200	AWWSC Group Ins CAPX	UZ	200000067	8/31/2012	(174.32)
53481200	AWWSC Group Ins CAPX	UZ	200000076	8/31/2012	(54.78)
53481200	AWWSC Group Ins CAPX	UZ	200000067	8/31/2012	(166.60)
53481200	AWWSC Group Ins CAPX	UZ	200000074	8/31/2012	(40.09)
53481200	AWWSC Group Ins CAPX	UZ	200000068	8/31/2012	(20.03)
53481200	AWWSC Group Ins CAPX	UZ	200000074	8/31/2012	(4.01)
53481200	AWWSC Group Ins CAPX	UZ	200000068	8/31/2012	(59.12)
53481200	AWWSC Group Ins CAPX	UZ	200000076	8/31/2012	(16.03)
53481200	AWWSC Group Ins CAPX	UZ	200000067	8/31/2012	(21.12)
53481200	AWWSC Group Ins CAPX	UZ	200000073	8/31/2012	(4.01)
53481200	AWWSC Group Ins CAPX	UZ	200000068	8/31/2012	(39.21)
53481200	AWWSC Group Ins CAPX	UZ	200000073	8/31/2012	(8.80)
53481200	AWWSC Group Ins CAPX	UZ	200000067	8/31/2012	(80.19)
53481200	AWWSC Group Ins CAPX	UZ	200000076	8/31/2012	(12.79)
53481200	AWWSC Group Ins CAPX	UZ	200000067	8/31/2012	(4.18)
53481200	AWWSC Group Ins CAPX	UZ	200000067	8/31/2012	(14.44)
53481200	AWWSC Group Ins CAPX	UZ	200000074	8/31/2012	(4.01)
53481200	AWWSC Group Ins CAPX	UZ	200000068	8/31/2012	(14.44)
53481200	AWWSC Group Ins CAPX	UZ	200000073	8/31/2012	(4.01)
53481200	AWWSC Group Ins CAPX	UZ	200000067	8/31/2012	(95.46)
53481200	AWWSC Group Ins CAPX	UZ	200000073	8/31/2012	(12.02)
53481200	AWWSC Group Ins CAPX	UZ	200000067	8/31/2012	(2.42)
53481200	AWWSC Group Ins CAPX	UZ	200000068	8/31/2012	(129.42)
53481200	AWWSC Group Ins CAPX	UZ	200000076	8/31/2012	(36.07)
53481200	AWWSC Group Ins CAPX	UZ	200000068	8/31/2012	(149.42)
53481200	AWWSC Group Ins CAPX	UZ	200000073	8/31/2012	(36.07)
53481200	AWWSC Group Ins CAPX	UZ	200000067	8/31/2012	(57.28)
53481200	AWWSC Group Ins CAPX	UZ	200000076	8/31/2012	(16.03)
53481200	AWWSC Group Ins CAPX	UZ	200000068	8/31/2012	(60.55)
53481200	AWWSC Group Ins CAPX	UZ	200000076	8/31/2012	(16.03)
53481200	AWWSC Group Ins CAPX	UZ	200000067	8/31/2012	(52.59)
53481200	AWWSC Group Ins CAPX	UZ	200000073	8/31/2012	(16.03)
53481200	AWWSC Group Ins CAPX	UZ	200000068	8/31/2012	(52.56)
53481200	AWWSC Group Ins CAPX	UZ	200000073	8/31/2012	(16.03)
53481200	AWWSC Group Ins CAPX	UZ	200000067	8/31/2012	(88.03)
53481200	AWWSC Group Ins CAPX	UZ	200000076	8/31/2012	(28.06)
53481200	AWWSC Group Ins CAPX	UZ	200000067	8/31/2012	(88.93)
53481200	AWWSC Group Ins CAPX	UZ	200000073	8/31/2012	(28.06)
53481200	AWWSC Group Ins CAPX	UZ	200000068	8/31/2012	(1,208.70)



Kentucky American Water Company  
Case No. 2012-00520  
Response to PSC DR1, Item 31

Account	Description	Doc Type	Document Number	Posting Date	Amount
53481200	AWWSC Group Ins CAPX	UZ	2000000076	8/31/2012	(220.44)
53481200	AWWSC Group Ins CAPX	UZ	2000000067	8/31/2012	(517.71)
53481200	AWWSC Group Ins CAPX	UZ	2000000076	8/31/2012	(148.31)
53481200	AWWSC Group Ins CAPX	UZ	2000000067	8/31/2012	(128.71)
53481200	AWWSC Group Ins CAPX	UZ	2000000073	8/31/2012	(32.06)
53481200	AWWSC Group Ins CAPX	UZ	2000000067	8/31/2012	(57.75)
53481200	AWWSC Group Ins CAPX	UZ	2000000074	8/31/2012	(13.53)
53481200	AWWSC Group Ins CAPX	UZ	2000000068	8/31/2012	(28.16)
53481200	AWWSC Group Ins CAPX	UZ	2000000073	8/31/2012	(12.02)
53481200	AWWSC Group Ins CAPX	UZ	2000000068	8/31/2012	(74.18)
53481200	AWWSC Group Ins CAPX	UZ	2000000073	8/31/2012	(24.05)
53481200	AWWSC Group Ins CAPX	UZ	2000000068	8/31/2012	(57.56)
53481200	AWWSC Group Ins CAPX	UZ	2000000074	8/31/2012	(12.02)
53481200	AWWSC Group Ins CAPX	UZ	2000000067	8/31/2012	(16.19)
53481200	AWWSC Group Ins CAPX	UZ	2000000073	8/31/2012	(4.01)
53481200	AWWSC Group Ins CAPX	UZ	2000000067	8/31/2012	(32.70)
53481200	AWWSC Group Ins CAPX	UZ	2000000074	8/31/2012	(12.02)
53481200	AWWSC Group Ins CAPX	UZ	2000000067	8/31/2012	(32.70)
53481200	AWWSC Group Ins CAPX	UZ	2000000076	8/31/2012	(12.02)
53481200	AWWSC Group Ins CAPX	UZ	2000000068	8/31/2012	(35.05)
53481200	AWWSC Group Ins CAPX	UZ	2000000074	8/31/2012	(12.02)
53481200	AWWSC Group Ins CAPX	UZ	2000000068	8/31/2012	(86.13)
53481200	AWWSC Group Ins CAPX	UZ	2000000074	8/31/2012	(12.02)
53481200	AWWSC Group Ins CAPX	UZ	2000000068	8/31/2012	(181.54)
53481200	AWWSC Group Ins CAPX	UZ	2000000074	8/31/2012	(28.06)
53481200	AWWSC Group Ins CAPX	UZ	2000000067	8/31/2012	(238.12)
53481200	AWWSC Group Ins CAPX	UZ	2000000073	8/31/2012	(68.13)
53481200	AWWSC Group Ins CAPX	UZ	2000000067	8/31/2012	(68.55)
53481200	AWWSC Group Ins CAPX	UZ	2000000073	8/31/2012	(16.03)
53481200	AWWSC Group Ins CAPX	UZ	2000000067	8/31/2012	(75.62)
53481200	AWWSC Group Ins CAPX	UZ	2000000073	8/31/2012	(16.03)
53481200	AWWSC Group Ins CAPX	UZ	2000000068	8/31/2012	(21.92)
53481200	AWWSC Group Ins CAPX	UZ	2000000073	8/31/2012	(8.02)
53481200	AWWSC Group Ins CAPX	UZ	2000000068	8/31/2012	(26.94)
53481200	AWWSC Group Ins CAPX	UZ	2000000073	8/31/2012	(8.02)
53481200	AWWSC Group Ins CAPX	UZ	2000000068	8/31/2012	(112.50)
53481200	AWWSC Group Ins CAPX	UZ	2000000073	8/31/2012	(20.04)
53481200	AWWSC Group Ins CAPX	UZ	2000000068	8/31/2012	(9.41)
53481200	AWWSC Group Ins CAPX	UZ	2000000076	8/31/2012	(8.02)
53481200	AWWSC Group Ins CAPX	UZ	2000000068	8/31/2012	(74.78)
53481200	AWWSC Group Ins CAPX	UZ	2000000076	8/31/2012	(24.05)
53481200	AWWSC Group Ins CAPX	UZ	2000000067	8/31/2012	(20.84)
53481200	AWWSC Group Ins CAPX	UZ	2000000073	8/31/2012	(8.02)
53481200	AWWSC Group Ins CAPX	UZ	2000000067	8/31/2012	(16.84)
53481200	AWWSC Group Ins CAPX	UZ	2000000074	8/31/2012	(8.02)
53481200	AWWSC Group Ins CAPX	UZ	2000000067	8/31/2012	(30.12)
53481200	AWWSC Group Ins CAPX	UZ	2000000073	8/31/2012	(12.02)
53481200	AWWSC Group Ins CAPX	UZ	2000000067	8/31/2012	(2.23)
53481200	AWWSC Group Ins CAPX	UZ	2000000073	8/31/2012	(8.02)
53481200	AWWSC Group Ins CAPX	UZ	2000000068	8/31/2012	(43.01)
53481200	AWWSC Group Ins CAPX	UZ	2000000074	8/31/2012	(16.03)
53481200	AWWSC Group Ins CAPX	UZ	2000000068	8/31/2012	(7.20)
53481200	AWWSC Group Ins CAPX	UZ	2000000067	8/31/2012	(26.61)
53481200	AWWSC Group Ins CAPX	UZ	2000000074	8/31/2012	(8.02)
53481200	AWWSC Group Ins CAPX	UZ	2000000067	8/31/2012	(23.89)
53481200	AWWSC Group Ins CAPX	UZ	2000000073	8/31/2012	(4.01)
53481200	AWWSC Group Ins CAPX	UZ	2000000067	8/31/2012	(15.99)
53481200	AWWSC Group Ins CAPX	UZ	2000000074	8/31/2012	(4.01)
53481200	AWWSC Group Ins CAPX	UZ	2000000068	8/31/2012	(12.71)
53481200	AWWSC Group Ins CAPX	UZ	2000000076	8/31/2012	(4.01)
53481200	AWWSC Group Ins CAPX	UZ	2000000068	8/31/2012	(73.85)
53481200	AWWSC Group Ins CAPX	UZ	2000000074	8/31/2012	(24.05)
53481200	AWWSC Group Ins CAPX	UZ	2000000068	8/31/2012	(14.19)
53481200	AWWSC Group Ins CAPX	UZ	2000000076	8/31/2012	(12.02)
53481200	AWWSC Group Ins CAPX	UZ	2000000067	8/31/2012	(2.11)
53481200	AWWSC Group Ins CAPX	UZ	2000000073	8/31/2012	(15.30)
53481200	AWWSC Group Ins CAPX	UZ	2000000074	8/31/2012	1.95
53481200	AWWSC Group Ins CAPX	UZ	2000000068	8/31/2012	(2.11)
53481200	AWWSC Group Ins CAPX	UZ	2000000073	8/31/2012	1.95
53481200	AWWSC Group Ins CAPX	UZ	2000000074	8/31/2012	(15.30)
53481200	AWWSC Group Ins CAPX	UZ	2000000068	8/31/2012	(101.51)
53481200	AWWSC Group Ins CAPX	UZ	2000000073	8/31/2012	3.48
53481200	AWWSC Group Ins CAPX	UZ	2000000073	8/31/2012	(28.77)
53481200	AWWSC Group Ins CAPX	UZ	2000000068	8/31/2012	(14.75)
53481200	AWWSC Group Ins CAPX	UZ	2000000074	8/31/2012	(6.22)
53481200	AWWSC Group Ins CAPX	UZ	2000000074	8/31/2012	0.70
53481200	AWWSC Group Ins CAPX	UZ	2000000067	8/31/2012	(31.49)

Kentucky American Water Company  
Case No. 2012-00520  
Response to PSC DR1, Item 31

Account	Description	Doc Type	Document Number	Posting Date	Amount
53481200	AWWSC Group Ins CAPX	UZ	2000000076	8/31/2012	1.53
53481200	AWWSC Group Ins CAPX	UZ	2000000076	8/31/2012	(12.04)
53481200	AWWSC Group Ins CAPX	UZ	2000000067	8/31/2012	(27.31)
53481200	AWWSC Group Ins CAPX	UZ	2000000073	8/31/2012	(16.02)
53481200	AWWSC Group Ins CAPX	UZ	2000000074	8/31/2012	1.95
53481200	AWWSC Group Ins CAPX	UZ	2000000068	8/31/2012	(32.97)
53481200	AWWSC Group Ins CAPX	UZ	2000000074	8/31/2012	2.09
53481200	AWWSC Group Ins CAPX	UZ	2000000074	8/31/2012	(18.51)
53481300	AWWSC Other Ben CAPX	CF	9300000533	8/31/2012	48.30
53481300	AWWSC Other Ben CAPX	CF	9300000534	8/31/2012	582.80
53481300	AWWSC Other Ben CAPX	CF	9300000535	8/31/2012	20.64
53481300	AWWSC Other Ben CAPX	CF	9300000536	8/31/2012	6.80
53481300	AWWSC Other Ben CAPX	CF	9300000537	8/31/2012	5.56
53481300	AWWSC Other Ben CAPX	CF	9300000538	8/31/2012	13.28
53481300	AWWSC Other Ben CAPX	CF	9300000539	8/31/2012	30.73
53481300	AWWSC Other Ben CAPX	CF	9300000540	8/31/2012	13.35
53481300	AWWSC Other Ben CAPX	CF	9300000541	8/31/2012	2.05
53481300	AWWSC Other Ben CAPX	CF	9300000542	8/31/2012	14.68
53481300	AWWSC Other Ben CAPX	CF	9300000543	8/31/2012	18.27
53481300	AWWSC Other Ben CAPX	CF	9300000544	8/31/2012	11.16
53481300	AWWSC Other Ben CAPX	CF	9300000545	8/31/2012	10.99
53481300	AWWSC Other Ben CAPX	CF	9300000546	8/31/2012	17.56
53481300	AWWSC Other Ben CAPX	CF	9300000547	8/31/2012	11.38
53481300	AWWSC Other Ben CAPX	CF	9300000548	8/31/2012	32.06
53481300	AWWSC Other Ben CAPX	CF	9300000549	8/31/2012	4.07
53481300	AWWSC Other Ben CAPX	CF	9300000552	8/31/2012	56.35
53481300	AWWSC Other Ben CAPX	CF	9300000553	8/31/2012	54.88
53481300	AWWSC Other Ben CAPX	CF	9300000554	8/31/2012	56.63
53481300	AWWSC Other Ben CAPX	CF	9300000555	8/31/2012	17.90
53481300	AWWSC Other Ben CAPX	CF	9300000556	8/31/2012	32.91
53481300	AWWSC Other Ben CAPX	CF	9300000557	8/31/2012	47.22
53481300	AWWSC Other Ben CAPX	CF	9300000558	8/31/2012	57.15
53481300	AWWSC Other Ben CAPX	CF	9300000559	8/31/2012	42.53
53481300	AWWSC Other Ben CAPX	CF	9300000560	8/31/2012	9.13
53481300	AWWSC Other Ben CAPX	CF	9300000561	8/31/2012	20.54
53481300	AWWSC Other Ben CAPX	CF	9300000562	8/31/2012	19.27
53481300	AWWSC Other Ben CAPX	CF	9300000563	8/31/2012	19.43
53481300	AWWSC Other Ben CAPX	CF	9300000564	8/31/2012	3.96
53481300	AWWSC Other Ben CAPX	CF	9300000565	8/31/2012	3.16
53481300	AWWSC Other Ben CAPX	CF	9300000566	8/31/2012	4.33
53481300	AWWSC Other Ben CAPX	CF	9300000567	8/31/2012	26.12
53481300	AWWSC Other Ben CAPX	CF	9300000573	8/31/2012	36.52
53481300	AWWSC Other Ben CAPX	CF	9300000594	8/31/2012	47.77
53481300	AWWSC Other Ben CAPX	CF	9300000595	8/31/2012	177.07
53481300	AWWSC Other Ben CAPX	CF	9300000597	8/31/2012	171.78
53481300	AWWSC Other Ben CAPX	CF	9300000598	8/31/2012	65.76
53481300	AWWSC Other Ben CAPX	CF	9300000599	8/31/2012	0.28
53481300	AWWSC Other Ben CAPX	CF	9300000600	8/31/2012	0.34
53481300	AWWSC Other Ben CAPX	CF	9300000601	8/31/2012	2.48
53481300	AWWSC Other Ben CAPX	CF	9300000602	8/31/2012	1.44
53481300	AWWSC Other Ben CAPX	CF	9300000603	8/31/2012	64.52
53481300	AWWSC Other Ben CAPX	CF	9300000604	8/31/2012	0.34
53481300	AWWSC Other Ben CAPX	CF	9300000605	8/31/2012	2.47
53481300	AWWSC Other Ben CAPX	CF	9300000606	8/31/2012	1.44
53481300	AWWSC Other Ben CAPX	CF	9300000607	8/31/2012	29.14
53481300	AWWSC Other Ben CAPX	CF	9300000608	8/31/2012	0.18
53481300	AWWSC Other Ben CAPX	CF	9300000609	8/31/2012	28.96
53481300	AWWSC Other Ben CAPX	CF	9300000610	8/31/2012	0.18
53481300	AWWSC Other Ben CAPX	CF	9300000611	8/31/2012	16.30
53481300	AWWSC Other Ben CAPX	CF	9300000612	8/31/2012	2.36
53481300	AWWSC Other Ben CAPX	CF	9300000613	8/31/2012	13.93
53481300	AWWSC Other Ben CAPX	CF	9300000614	8/31/2012	69.82
53481300	AWWSC Other Ben CAPX	CF	9300000615	8/31/2012	0.51
53481300	AWWSC Other Ben CAPX	CF	9300000616	8/31/2012	33.02
53481300	AWWSC Other Ben CAPX	CF	9300000617	8/31/2012	2.63
53481300	AWWSC Other Ben CAPX	CF	9300000618	8/31/2012	22.80
53481300	AWWSC Other Ben CAPX	CF	9300000619	8/31/2012	16.08
53481300	AWWSC Other Ben CAPX	CF	9300000620	8/31/2012	16.07
53481300	AWWSC Other Ben CAPX	CF	9300000621	8/31/2012	2.66
53481300	AWWSC Other Ben CAPX	CF	9300000622	8/31/2012	0.19
53481300	AWWSC Other Ben CAPX	CF	9300000623	8/31/2012	1.85
53481300	AWWSC Other Ben CAPX	CF	9300000624	8/31/2012	31.40
53481300	AWWSC Other Ben CAPX	CF	9300000625	8/31/2012	43.05
53481300	AWWSC Other Ben CAPX	CF	9300000626	8/31/2012	9.34
53481300	AWWSC Other Ben CAPX	CF	9300000628	8/31/2012	16.99
53481300	AWWSC Other Ben CAPX	CF	9300000629	8/31/2012	10.75
53481300	AWWSC Other Ben CAPX	CF	9300000630	8/31/2012	26.28

Kentucky American Water Company  
Case No. 2012-00520  
Response to PSC DR1, Item 31

Account	Description	Doc Type	Document Number	Posting Date	Amount
53481300	AWWSC Other Ben CAPX	CF	9300000631	8/31/2012	5.07
53481300	AWWSC Other Ben CAPX	CF	9300000632	8/31/2012	49.18
53481300	AWWSC Other Ben CAPX	CF	9300000633	8/31/2012	10.39
53481300	AWWSC Other Ben CAPX	CF	9300000634	8/31/2012	65.86
53481300	AWWSC Other Ben CAPX	CF	9300000635	8/31/2012	0.34
53481300	AWWSC Other Ben CAPX	CF	9300000636	8/31/2012	2.55
53481300	AWWSC Other Ben CAPX	CF	9300000637	8/31/2012	3.92
53481300	AWWSC Other Ben CAPX	CF	9300000638	8/31/2012	3.92
53481300	AWWSC Other Ben CAPX	CF	9300000639	8/31/2012	2.48
53481300	AWWSC Other Ben CAPX	CF	9300000640	8/31/2012	13.93
53481300	AWWSC Other Ben CAPX	CF	9300000641	8/31/2012	1.44
53481300	AWWSC Other Ben CAPX	CF	9300000642	8/31/2012	13.93
53481300	AWWSC Other Ben CAPX	CF	9300000643	8/31/2012	2.48
53481300	AWWSC Other Ben CAPX	CF	9300000644	8/31/2012	1.44
53481300	AWWSC Other Ben CAPX	CF	9300000645	8/31/2012	15.43
53481300	AWWSC Other Ben CAPX	CF	9300000646	8/31/2012	3.93
53481300	AWWSC Other Ben CAPX	CF	9300000647	8/31/2012	8.42
53481300	AWWSC Other Ben CAPX	CF	9300000648	8/31/2012	8.77
53481300	AWWSC Other Ben CAPX	CF	9300000649	8/31/2012	8.42
53481300	AWWSC Other Ben CAPX	CF	9300000650	8/31/2012	4.16
53481300	AWWSC Other Ben CAPX	CF	9300000651	8/31/2012	4.16
53481300	AWWSC Other Ben CAPX	CF	9300000652	8/31/2012	4.16
53481300	AWWSC Other Ben CAPX	CF	9300000653	8/31/2012	14.27
53481300	AWWSC Other Ben CAPX	CF	9300000654	8/31/2012	11.78
53481300	AWWSC Other Ben CAPX	CF	9300000655	8/31/2012	18.50
53481300	AWWSC Other Ben CAPX	CF	9300000657	8/31/2012	10.59
53481300	AWWSC Other Ben CAPX	CF	9300000658	8/31/2012	0.03
53481300	AWWSC Other Ben CAPX	CF	9300000659	8/31/2012	3.02
53481300	AWWSC Other Ben CAPX	CF	9300000660	8/31/2012	13.20
53481300	AWWSC Other Ben CAPX	CF	9300000661	8/31/2012	16.08
53481300	AWWSC Other Ben CAPX	CF	9300000662	8/31/2012	16.08
53481300	AWWSC Other Ben CAPX	CF	9300000663	8/31/2012	3.13
53481300	AWWSC Other Ben CAPX	CF	9300000664	8/31/2012	16.08
53481300	AWWSC Other Ben CAPX	CF	9300000665	8/31/2012	10.99
53481300	AWWSC Other Ben CAPX	CF	9300000667	8/31/2012	1.66
53481300	AWWSC Other Ben CAPX	CF	9300000668	8/31/2012	19.54
53481300	AWWSC Other Ben CAPX	CF	9300000669	8/31/2012	0.90
53481300	AWWSC Other Ben CAPX	CF	9300000670	8/31/2012	21.09
53481300	AWWSC Other Ben CAPX	CF	9300000671	8/31/2012	1.29
53481300	AWWSC Other Ben CAPX	CF	9300000672	8/31/2012	4.32
53481300	AWWSC Other Ben CAPX	CF	9300000673	8/31/2012	3.72
53481300	AWWSC Other Ben CAPX	CF	9300000674	8/31/2012	4.41
53481300	AWWSC Other Ben CAPX	CF	9300000676	8/31/2012	4.41
53481300	AWWSC Other Ben CAPX	CF	9300000677	8/31/2012	0.26
53481300	AWWSC Other Ben CAPX	CF	9300000678	8/31/2012	0.58
53481300	AWWSC Other Ben CAPX	CF	9300000679	8/31/2012	0.58
53481300	AWWSC Other Ben CAPX	CF	9300000680	8/31/2012	80.49
53481300	AWWSC Other Ben CAPX	CF	9300000681	8/31/2012	37.29
53481300	AWWSC Other Ben CAPX	CF	9300000682	8/31/2012	0.58
53481300	AWWSC Other Ben CAPX	CF	9300000683	8/31/2012	5.86
53481300	AWWSC Other Ben CAPX	CF	9300000684	8/31/2012	57.93
53481300	AWWSC Other Ben CAPX	CF	9300000685	8/31/2012	0.09
53481300	AWWSC Other Ben CAPX	CF	9300000686	8/31/2012	3.63
53481300	AWWSC Other Ben CAPX	CF	9300000687	8/31/2012	14.59
53481300	AWWSC Other Ben CAPX	CF	9300000688	8/31/2012	0.19
53481300	AWWSC Other Ben CAPX	CF	9300000689	8/31/2012	17.58
53481300	AWWSC Other Ben CAPX	CF	9300000690	8/31/2012	7.01
53481300	AWWSC Other Ben CAPX	CF	9300000691	8/31/2012	0.05
53481300	AWWSC Other Ben CAPX	CF	9300000692	8/31/2012	16.35
53481300	AWWSC Other Ben CAPX	CF	9300000693	8/31/2012	9.65
53481300	AWWSC Other Ben CAPX	CF	9300000695	8/31/2012	14.87
53481300	AWWSC Other Ben CAPX	CF	9300000696	8/31/2012	2.49
53481300	AWWSC Other Ben CAPX	CF	9300000697	8/31/2012	4.52
53481300	AWWSC Other Ben CAPX	CF	9300000698	8/31/2012	18.04
53481300	AWWSC Other Ben CAPX	CF	9300000699	8/31/2012	14.36
53481300	AWWSC Other Ben CAPX	CF	9300000700	8/31/2012	3.83
53481300	AWWSC Other Ben CAPX	CF	9300000701	8/31/2012	16.75
53481300	AWWSC Other Ben CAPX	CF	9300000702	8/31/2012	30.48
53481300	AWWSC Other Ben CAPX	CF	9300000703	8/31/2012	0.72
53481300	AWWSC Other Ben CAPX	CF	9300000704	8/31/2012	10.61
53481300	AWWSC Other Ben CAPX	CF	9300000705	8/31/2012	5.04
53481300	AWWSC Other Ben CAPX	CF	9300000706	8/31/2012	21.44
53481300	AWWSC Other Ben CAPX	CF	9300000710	8/31/2012	1.34
53481300	AWWSC Other Ben CAPX	CF	9300000711	8/31/2012	36.01
53481300	AWWSC Other Ben CAPX	CF	9300000715	8/31/2012	15.56
53481300	AWWSC Other Ben CAPX	CF	9300000716	8/31/2012	0.79
53481300	AWWSC Other Ben CAPX	CF	9300000717	8/31/2012	6.02

Kentucky American Water Company  
Case No. 2012-00520  
Response to PSC DR1, Item 31

Account	Description	Doc Type	Document Number	Posting Date	Amount
53481300	AWWSC Other Ben CAPX	CF	9300000718	8/31/2012	5.49
53481300	AWWSC Other Ben CAPX	CF	9300000722	8/31/2012	7.28
53481300	AWWSC Other Ben CAPX	CF	9300000723	8/31/2012	1.34
53481300	AWWSC Other Ben CAPX	CF	9300000724	8/31/2012	5.49
53481300	AWWSC Other Ben CAPX	CF	9300000728	8/31/2012	13.30
53481300	AWWSC Other Ben CAPX	CF	9300000729	8/31/2012	4.09
53481300	AWWSC Other Ben CAPX	CF	9300000730	8/31/2012	6.02
53481300	AWWSC Other Ben CAPX	CF	9300000731	8/31/2012	43.87
53481300	AWWSC Other Ben CAPX	CF	9300000735	8/31/2012	9.72
53481300	AWWSC Other Ben CAPX	CF	9300000736	8/31/2012	9.71
53481300	AWWSC Other Ben CAPX	CF	9300000737	8/31/2012	7.89
53481300	AWWSC Other Ben CAPX	CF	9300000928	8/31/2012	148.51
53481300	AWWSC Other Ben CAPX	CF	9300001014	8/31/2012	0.58
53481300	AWWSC Other Ben CAPX	CF	9300001015	8/31/2012	1.02
53481300	AWWSC Other Ben CAPX	CF	9300001016	8/31/2012	0.28
53481300	AWWSC Other Ben CAPX	CF	9300001020	8/31/2012	1.31
53481300	AWWSC Other Ben CAPX	CF	9300001022	8/31/2012	0.24
53481300	AWWSC Other Ben CAPX	CF	9300001023	8/31/2012	0.19
53481300	AWWSC Other Ben CAPX	CF	9300001025	8/31/2012	3.16
53481300	AWWSC Other Ben CAPX	CF	9300001026	8/31/2012	0.64
53481300	AWWSC Other Ben CAPX	CF	9300001029	8/31/2012	0.36
53481300	AWWSC Other Ben CAPX	CF	9300001031	8/31/2012	0.54
53481300	AWWSC Other Ben CAPX	CF	9300001032	8/31/2012	1.69
53481300	AWWSC Other Ben CAPX	CF	9300001035	8/31/2012	1.24
53481300	AWWSC Other Ben CAPX	CF	9300001038	8/31/2012	8.24
53481300	AWWSC Other Ben CAPX	CF	9300001040	8/31/2012	0.58
53481300	AWWSC Other Ben CAPX	CF	9300001041	8/31/2012	0.28
53481300	AWWSC Other Ben CAPX	CF	9300001042	8/31/2012	1.24
53481300	AWWSC Other Ben CAPX	CF	9300001043	8/31/2012	1.19
53481300	AWWSC Other Ben CAPX	CF	9300001045	8/31/2012	6.85
53481300	AWWSC Other Ben CAPX	CF	9300001047	8/31/2012	0.39
53481300	AWWSC Other Ben CAPX	CF	9300001050	8/31/2012	2.44
53481300	AWWSC Other Ben CAPX	CF	9300001050	8/31/2012	0.03
53481300	AWWSC Other Ben CAPX	CF	9300001051	8/31/2012	0.25
53481300	AWWSC Other Ben CAPX	CF	9300001051	8/31/2012	0.02
53481300	AWWSC Other Ben CAPX	CF	9300001052	8/31/2012	0.02
53481300	AWWSC Other Ben CAPX	CF	9300001053	8/31/2012	0.11
53481300	AWWSC Other Ben CAPX	CF	9300001054	8/31/2012	0.02
53481300	AWWSC Other Ben CAPX	CF	9300001055	8/31/2012	0.21
53481300	AWWSC Other Ben CAPX	CF	9300001055	8/31/2012	0.01
53481300	AWWSC Other Ben CAPX	CF	9300001057	8/31/2012	0.14
53481300	AWWSC Other Ben CAPX	CF	9300001057	8/31/2012	5.34
53481300	AWWSC Other Ben CAPX	CF	9300001057	8/31/2012	40.97
53481300	AWWSC Other Ben CAPX	CF	9300001058	8/31/2012	1.57
53481300	AWWSC Other Ben CAPX	CF	9300001058	8/31/2012	5.04
53481300	AWWSC Other Ben CAPX	CF	9300001058	8/31/2012	12.08
53481300	AWWSC Other Ben CAPX	CF	9300001058	8/31/2012	38.69
53481300	AWWSC Other Ben CAPX	CF	9300001059	8/31/2012	0.17
53481300	AWWSC Other Ben CAPX	CF	9300001059	8/31/2012	1.28
53481300	AWWSC Other Ben CAPX	CF	9300001060	8/31/2012	6.46
53481300	AWWSC Other Ben CAPX	CF	9300001060	8/31/2012	1.74
53481300	AWWSC Other Ben CAPX	CF	9300001060	8/31/2012	49.65
53481300	AWWSC Other Ben CAPX	CF	9300001060	8/31/2012	13.34
53481300	AWWSC Other Ben CAPX	CF	9300001061	8/31/2012	0.02
53481300	AWWSC Other Ben CAPX	CF	9300001062	8/31/2012	0.01
53481300	AWWSC Other Ben CAPX	CF	9300001062	8/31/2012	0.01
53481300	AWWSC Other Ben CAPX	CF	9300001063	8/31/2012	0.44
53481300	AWWSC Other Ben CAPX	CF	9300001063	8/31/2012	0.10
53481300	AWWSC Other Ben CAPX	CF	9300001068	8/31/2012	0.97
53481300	AWWSC Other Ben CAPX	CF	9300001070	8/31/2012	0.94
53481300	AWWSC Other Ben CAPX	CF	9300001070	8/31/2012	0.01
53481300	AWWSC Other Ben CAPX	CF	9300001072	8/31/2012	3.61
53481300	AWWSC Other Ben CAPX	CF	9300001077	8/31/2012	0.05
53481300	AWWSC Other Ben CAPX	CF	9300001079	8/31/2012	0.87
53481300	AWWSC Other Ben CAPX	CF	9300001079	8/31/2012	0.45
53481300	AWWSC Other Ben CAPX	CF	9300001084	8/31/2012	1.28
53481300	AWWSC Other Ben CAPX	CF	9300001086	8/31/2012	0.01
53481300	AWWSC Other Ben CAPX	CF	9300001088	8/31/2012	1.51
53481300	AWWSC Other Ben CAPX	CF	9300001090	8/31/2012	0.19
53481300	AWWSC Other Ben CAPX	CF	9300001092	8/31/2012	0.88
53481300	AWWSC Other Ben CAPX	CF	9300001092	8/31/2012	0.94
53481300	AWWSC Other Ben CAPX	CF	9300001096	8/31/2012	0.43
53481300	AWWSC Other Ben CAPX	CF	9300001096	8/31/2012	0.45
53481300	AWWSC Other Ben CAPX	CF	9300001099	8/31/2012	0.13
53481300	AWWSC Other Ben CAPX	CF	9300001105	8/31/2012	23.02
53481300	AWWSC Other Ben CAPX	CF	9300001112	8/31/2012	20.70
53481300	AWWSC Other Ben CAPX	CF	9300001120	8/31/2012	7.23

Kentucky American Water Company  
Case No. 2012-00520  
Response to PSC DR1, Item 31

Account	Description	Doc Type	Document Number	Posting Date	Amount
53481300	AWWSC Other Ben CAPX	CF	9300001121	8/31/2012	37.25
53481300	AWWSC Other Ben CAPX	CF	9300001128	8/31/2012	310.30
53481300	AWWSC Other Ben CAPX	CF	9300001141	8/31/2012	24.61
53481300	AWWSC Other Ben CAPX	CF	9300001149	8/31/2012	18.52
53481300	AWWSC Other Ben CAPX	CF	9300001158	8/31/2012	9.18
53481300	AWWSC Other Ben CAPX	CF	9300001159	8/31/2012	15.42
53481300	AWWSC Other Ben CAPX	CF	9300001162	8/31/2012	30.45
53481300	AWWSC Other Ben CAPX	CF	9300001162	8/31/2012	42.88
53481300	AWWSC Other Ben CAPX	CF	9300001162	8/31/2012	0.61
53481300	AWWSC Other Ben CAPX	CF	9300001163	8/31/2012	9.30
53481300	AWWSC Other Ben CAPX	CF	9300001163	8/31/2012	3.49
53481300	AWWSC Other Ben CAPX	CF	9300001163	8/31/2012	1.36
53481300	AWWSC Other Ben CAPX	CF	9300001164	8/31/2012	3.47
53481300	AWWSC Other Ben CAPX	CF	9300001164	8/31/2012	2.47
53481300	AWWSC Other Ben CAPX	CF	9300001164	8/31/2012	0.44
53481300	AWWSC Other Ben CAPX	UT	9300001005	8/31/2012	(664.10)
53481300	AWWSC Other Ben CAPX	UT	9300001188	8/31/2012	(113.24)
53481300	AWWSC Other Ben CAPX	UZ	2000000068	8/31/2012	(148.51)
53481300	AWWSC Other Ben CAPX	UZ	2000000074	8/31/2012	(156.01)
53481300	AWWSC Other Ben CAPX	UZ	2000000067	8/31/2012	(18.04)
53481300	AWWSC Other Ben CAPX	UZ	2000000073	8/31/2012	(3.63)
53481300	AWWSC Other Ben CAPX	UZ	2000000067	8/31/2012	(4.52)
53481300	AWWSC Other Ben CAPX	UZ	2000000074	8/31/2012	(1.21)
53481300	AWWSC Other Ben CAPX	UZ	2000000067	8/31/2012	(10.61)
53481300	AWWSC Other Ben CAPX	UZ	2000000074	8/31/2012	(2.44)
53481300	AWWSC Other Ben CAPX	UZ	2000000067	8/31/2012	(2.49)
53481300	AWWSC Other Ben CAPX	UZ	2000000073	8/31/2012	(1.21)
53481300	AWWSC Other Ben CAPX	UZ	2000000068	8/31/2012	(14.87)
53481300	AWWSC Other Ben CAPX	UZ	2000000073	8/31/2012	(2.44)
53481300	AWWSC Other Ben CAPX	UZ	2000000067	8/31/2012	(9.65)
53481300	AWWSC Other Ben CAPX	UZ	2000000074	8/31/2012	(1.21)
53481300	AWWSC Other Ben CAPX	UZ	2000000067	8/31/2012	(18.19)
53481300	AWWSC Other Ben CAPX	UZ	2000000074	8/31/2012	(3.63)
53481300	AWWSC Other Ben CAPX	UZ	2000000068	8/31/2012	(16.75)
53481300	AWWSC Other Ben CAPX	UZ	2000000074	8/31/2012	(3.63)
53481300	AWWSC Other Ben CAPX	UZ	2000000067	8/31/2012	(31.20)
53481300	AWWSC Other Ben CAPX	UZ	2000000073	8/31/2012	(3.63)
53481300	AWWSC Other Ben CAPX	UZ	2000000068	8/31/2012	(61.65)
53481300	AWWSC Other Ben CAPX	UZ	2000000073	8/31/2012	(10.93)
53481300	AWWSC Other Ben CAPX	UZ	2000000067	8/31/2012	(117.78)
53481300	AWWSC Other Ben CAPX	UZ	2000000074	8/31/2012	(14.58)
53481300	AWWSC Other Ben CAPX	UZ	2000000067	8/31/2012	(16.40)
53481300	AWWSC Other Ben CAPX	UZ	2000000076	8/31/2012	(3.63)
53481300	AWWSC Other Ben CAPX	UZ	2000000067	8/31/2012	(6.44)
53481300	AWWSC Other Ben CAPX	UZ	2000000076	8/31/2012	(1.21)
53481300	AWWSC Other Ben CAPX	UZ	2000000068	8/31/2012	(1.16)
53481300	AWWSC Other Ben CAPX	UZ	2000000067	8/31/2012	(39.37)
53481300	AWWSC Other Ben CAPX	UZ	2000000076	8/31/2012	(6.65)
53481300	AWWSC Other Ben CAPX	UZ	2000000068	8/31/2012	(0.26)
53481300	AWWSC Other Ben CAPX	UZ	2000000067	8/31/2012	(4.41)
53481300	AWWSC Other Ben CAPX	UZ	2000000076	8/31/2012	(1.21)
53481300	AWWSC Other Ben CAPX	UZ	2000000068	8/31/2012	(4.41)
53481300	AWWSC Other Ben CAPX	UZ	2000000073	8/31/2012	(1.21)
53481300	AWWSC Other Ben CAPX	UZ	2000000067	8/31/2012	(3.72)
53481300	AWWSC Other Ben CAPX	UZ	2000000073	8/31/2012	(1.57)
53481300	AWWSC Other Ben CAPX	UZ	2000000067	8/31/2012	(4.32)
53481300	AWWSC Other Ben CAPX	UZ	2000000074	8/31/2012	(1.21)
53481300	AWWSC Other Ben CAPX	UZ	2000000067	8/31/2012	(1.29)
53481300	AWWSC Other Ben CAPX	UZ	2000000068	8/31/2012	(21.20)
53481300	AWWSC Other Ben CAPX	UZ	2000000074	8/31/2012	(4.02)
53481300	AWWSC Other Ben CAPX	UZ	2000000067	8/31/2012	(21.99)
53481300	AWWSC Other Ben CAPX	UZ	2000000076	8/31/2012	(2.49)
53481300	AWWSC Other Ben CAPX	UZ	2000000067	8/31/2012	(10.99)
53481300	AWWSC Other Ben CAPX	UZ	2000000074	8/31/2012	(3.63)
53481300	AWWSC Other Ben CAPX	UZ	2000000068	8/31/2012	(16.08)
53481300	AWWSC Other Ben CAPX	UZ	2000000074	8/31/2012	(1.21)
53481300	AWWSC Other Ben CAPX	UZ	2000000067	8/31/2012	(16.08)
53481300	AWWSC Other Ben CAPX	UZ	2000000073	8/31/2012	(1.21)
53481300	AWWSC Other Ben CAPX	UZ	2000000068	8/31/2012	(16.08)
53481300	AWWSC Other Ben CAPX	UZ	2000000074	8/31/2012	(1.21)
53481300	AWWSC Other Ben CAPX	UZ	2000000067	8/31/2012	(16.25)
53481300	AWWSC Other Ben CAPX	UZ	2000000076	8/31/2012	(4.86)
53481300	AWWSC Other Ben CAPX	UZ	2000000067	8/31/2012	(3.13)
53481300	AWWSC Other Ben CAPX	UZ	2000000067	8/31/2012	(10.59)
53481300	AWWSC Other Ben CAPX	UZ	2000000074	8/31/2012	(1.21)
53481300	AWWSC Other Ben CAPX	UZ	2000000068	8/31/2012	(18.50)
53481300	AWWSC Other Ben CAPX	UZ	2000000073	8/31/2012	(2.44)

Kentucky American Water Company  
Case No. 2012-00520  
Response to PSC DR1, Item 31

Account	Description	Doc Type	Document Number	Posting Date	Amount
53481300	AWWSC Other Ben CAPX	UZ	200000068	8/31/2012	(11.78)
53481300	AWWSC Other Ben CAPX	UZ	200000074	8/31/2012	(2.44)
53481300	AWWSC Other Ben CAPX	UZ	200000068	8/31/2012	(14.27)
53481300	AWWSC Other Ben CAPX	UZ	200000074	8/31/2012	(2.44)
53481300	AWWSC Other Ben CAPX	UZ	200000068	8/31/2012	(4.16)
53481300	AWWSC Other Ben CAPX	UZ	200000067	8/31/2012	(4.16)
53481300	AWWSC Other Ben CAPX	UZ	200000068	8/31/2012	(4.16)
53481300	AWWSC Other Ben CAPX	UZ	200000068	8/31/2012	(8.42)
53481300	AWWSC Other Ben CAPX	UZ	200000074	8/31/2012	(2.44)
53481300	AWWSC Other Ben CAPX	UZ	200000067	8/31/2012	(8.42)
53481300	AWWSC Other Ben CAPX	UZ	200000074	8/31/2012	(2.44)
53481300	AWWSC Other Ben CAPX	UZ	200000067	8/31/2012	(8.77)
53481300	AWWSC Other Ben CAPX	UZ	200000073	8/31/2012	(2.44)
53481300	AWWSC Other Ben CAPX	UZ	200000067	8/31/2012	(19.36)
53481300	AWWSC Other Ben CAPX	UZ	200000074	8/31/2012	(3.22)
53481300	AWWSC Other Ben CAPX	UZ	200000067	8/31/2012	(17.85)
53481300	AWWSC Other Ben CAPX	UZ	200000074	8/31/2012	(2.44)
53481300	AWWSC Other Ben CAPX	UZ	200000068	8/31/2012	(17.85)
53481300	AWWSC Other Ben CAPX	UZ	200000074	8/31/2012	(2.44)
53481300	AWWSC Other Ben CAPX	UZ	200000068	8/31/2012	(3.92)
53481300	AWWSC Other Ben CAPX	UZ	200000076	8/31/2012	(0.78)
53481300	AWWSC Other Ben CAPX	UZ	200000067	8/31/2012	(6.81)
53481300	AWWSC Other Ben CAPX	UZ	200000073	8/31/2012	(1.99)
53481300	AWWSC Other Ben CAPX	UZ	200000067	8/31/2012	(76.25)
53481300	AWWSC Other Ben CAPX	UZ	200000074	8/31/2012	(13.66)
53481300	AWWSC Other Ben CAPX	UZ	200000068	8/31/2012	(54.25)
53481300	AWWSC Other Ben CAPX	UZ	200000074	8/31/2012	(16.15)
53481300	AWWSC Other Ben CAPX	UZ	200000067	8/31/2012	(26.28)
53481300	AWWSC Other Ben CAPX	UZ	200000073	8/31/2012	(12.14)
53481300	AWWSC Other Ben CAPX	UZ	200000067	8/31/2012	(10.75)
53481300	AWWSC Other Ben CAPX	UZ	200000074	8/31/2012	(1.21)
53481300	AWWSC Other Ben CAPX	UZ	200000068	8/31/2012	(43.05)
53481300	AWWSC Other Ben CAPX	UZ	200000076	8/31/2012	(4.86)
53481300	AWWSC Other Ben CAPX	UZ	200000067	8/31/2012	(16.99)
53481300	AWWSC Other Ben CAPX	UZ	200000074	8/31/2012	(1.21)
53481300	AWWSC Other Ben CAPX	UZ	200000067	8/31/2012	(9.34)
53481300	AWWSC Other Ben CAPX	UZ	200000074	8/31/2012	(1.55)
53481300	AWWSC Other Ben CAPX	UZ	200000067	8/31/2012	(33.44)
53481300	AWWSC Other Ben CAPX	UZ	200000073	8/31/2012	(3.72)
53481300	AWWSC Other Ben CAPX	UZ	200000068	8/31/2012	(2.66)
53481300	AWWSC Other Ben CAPX	UZ	200000067	8/31/2012	(16.07)
53481300	AWWSC Other Ben CAPX	UZ	200000074	8/31/2012	(1.21)
53481300	AWWSC Other Ben CAPX	UZ	200000068	8/31/2012	(16.08)
53481300	AWWSC Other Ben CAPX	UZ	200000076	8/31/2012	(1.21)
53481300	AWWSC Other Ben CAPX	UZ	200000068	8/31/2012	(22.80)
53481300	AWWSC Other Ben CAPX	UZ	200000076	8/31/2012	(3.63)
53481300	AWWSC Other Ben CAPX	UZ	200000067	8/31/2012	(2.63)
53481300	AWWSC Other Ben CAPX	UZ	200000067	8/31/2012	(33.53)
53481300	AWWSC Other Ben CAPX	UZ	200000074	8/31/2012	(10.93)
53481300	AWWSC Other Ben CAPX	UZ	200000067	8/31/2012	(69.82)
53481300	AWWSC Other Ben CAPX	UZ	200000074	8/31/2012	(10.93)
53481300	AWWSC Other Ben CAPX	UZ	200000067	8/31/2012	(13.93)
53481300	AWWSC Other Ben CAPX	UZ	200000074	8/31/2012	(4.86)
53481300	AWWSC Other Ben CAPX	UZ	200000068	8/31/2012	(18.66)
53481300	AWWSC Other Ben CAPX	UZ	200000074	8/31/2012	(4.86)
53481300	AWWSC Other Ben CAPX	UZ	200000067	8/31/2012	(29.14)
53481300	AWWSC Other Ben CAPX	UZ	200000074	8/31/2012	(4.86)
53481300	AWWSC Other Ben CAPX	UZ	200000067	8/31/2012	(29.32)
53481300	AWWSC Other Ben CAPX	UZ	200000073	8/31/2012	(4.86)
53481300	AWWSC Other Ben CAPX	UZ	200000067	8/31/2012	(68.77)
53481300	AWWSC Other Ben CAPX	UZ	200000074	8/31/2012	(8.51)
53481300	AWWSC Other Ben CAPX	UZ	200000068	8/31/2012	(70.30)
53481300	AWWSC Other Ben CAPX	UZ	200000076	8/31/2012	(8.51)
53481300	AWWSC Other Ben CAPX	UZ	200000067	8/31/2012	(171.78)
53481300	AWWSC Other Ben CAPX	UZ	200000073	8/31/2012	(66.77)
53481300	AWWSC Other Ben CAPX	UZ	200000068	8/31/2012	(177.07)
53481300	AWWSC Other Ben CAPX	UZ	200000074	8/31/2012	(44.93)
53481300	AWWSC Other Ben CAPX	UZ	200000068	8/31/2012	(47.77)
53481300	AWWSC Other Ben CAPX	UZ	200000073	8/31/2012	(9.70)
53481300	AWWSC Other Ben CAPX	UZ	200000067	8/31/2012	(36.52)
53481300	AWWSC Other Ben CAPX	UZ	200000074	8/31/2012	(7.28)
53481300	AWWSC Other Ben CAPX	UZ	200000067	8/31/2012	(30.73)
53481300	AWWSC Other Ben CAPX	UZ	200000074	8/31/2012	(3.63)
53481300	AWWSC Other Ben CAPX	UZ	200000067	8/31/2012	(56.35)
53481300	AWWSC Other Ben CAPX	UZ	200000074	8/31/2012	(7.29)
53481300	AWWSC Other Ben CAPX	UZ	200000068	8/31/2012	(13.35)
53481300	AWWSC Other Ben CAPX	UZ	200000076	8/31/2012	(3.63)

Kentucky American Water Company  
Case No. 2012-00520  
Response to PSC DR1, Item 31

Account	Description	Doc Type	Document Number	Posting Date	Amount
53481300	AWWSC Other Ben CAPX	UZ	2000000068	8/31/2012	(3.96)
53481300	AWWSC Other Ben CAPX	UZ	2000000073	8/31/2012	(1.21)
53481300	AWWSC Other Ben CAPX	UZ	2000000068	8/31/2012	(19.43)
53481300	AWWSC Other Ben CAPX	UZ	2000000073	8/31/2012	(3.63)
53481300	AWWSC Other Ben CAPX	UZ	2000000067	8/31/2012	(19.27)
53481300	AWWSC Other Ben CAPX	UZ	2000000074	8/31/2012	(3.63)
53481300	AWWSC Other Ben CAPX	UZ	2000000067	8/31/2012	(20.54)
53481300	AWWSC Other Ben CAPX	UZ	2000000073	8/31/2012	(3.63)
53481300	AWWSC Other Ben CAPX	UZ	2000000067	8/31/2012	(9.13)
53481300	AWWSC Other Ben CAPX	UZ	2000000074	8/31/2012	(3.63)
53481300	AWWSC Other Ben CAPX	UZ	2000000067	8/31/2012	(42.53)
53481300	AWWSC Other Ben CAPX	UZ	2000000074	8/31/2012	(8.51)
53481300	AWWSC Other Ben CAPX	UZ	2000000068	8/31/2012	(57.15)
53481300	AWWSC Other Ben CAPX	UZ	2000000073	8/31/2012	(20.63)
53481300	AWWSC Other Ben CAPX	UZ	2000000067	8/31/2012	(47.22)
53481300	AWWSC Other Ben CAPX	UZ	2000000074	8/31/2012	(4.86)
53481300	AWWSC Other Ben CAPX	UZ	2000000068	8/31/2012	(32.91)
53481300	AWWSC Other Ben CAPX	UZ	2000000076	8/31/2012	(4.86)
53481300	AWWSC Other Ben CAPX	UZ	2000000067	8/31/2012	(17.90)
53481300	AWWSC Other Ben CAPX	UZ	2000000074	8/31/2012	(2.44)
53481300	AWWSC Other Ben CAPX	UZ	2000000068	8/31/2012	(4.07)
53481300	AWWSC Other Ben CAPX	UZ	2000000073	8/31/2012	(2.44)
53481300	AWWSC Other Ben CAPX	UZ	2000000068	8/31/2012	(32.06)
53481300	AWWSC Other Ben CAPX	UZ	2000000074	8/31/2012	(6.07)
53481300	AWWSC Other Ben CAPX	UZ	2000000068	8/31/2012	(11.38)
53481300	AWWSC Other Ben CAPX	UZ	2000000074	8/31/2012	(2.44)
53481300	AWWSC Other Ben CAPX	UZ	2000000067	8/31/2012	(56.63)
53481300	AWWSC Other Ben CAPX	UZ	2000000073	8/31/2012	(7.29)
53481300	AWWSC Other Ben CAPX	UZ	2000000068	8/31/2012	(17.56)
53481300	AWWSC Other Ben CAPX	UZ	2000000074	8/31/2012	(2.44)
53481300	AWWSC Other Ben CAPX	UZ	2000000067	8/31/2012	(10.99)
53481300	AWWSC Other Ben CAPX	UZ	2000000076	8/31/2012	(2.44)
53481300	AWWSC Other Ben CAPX	UZ	2000000067	8/31/2012	(11.16)
53481300	AWWSC Other Ben CAPX	UZ	2000000073	8/31/2012	(3.63)
53481300	AWWSC Other Ben CAPX	UZ	2000000068	8/31/2012	(18.27)
53481300	AWWSC Other Ben CAPX	UZ	2000000076	8/31/2012	(2.44)
53481300	AWWSC Other Ben CAPX	UZ	2000000068	8/31/2012	(14.68)
53481300	AWWSC Other Ben CAPX	UZ	2000000076	8/31/2012	(4.86)
53481300	AWWSC Other Ben CAPX	UZ	2000000067	8/31/2012	(2.05)
53481300	AWWSC Other Ben CAPX	UZ	2000000068	8/31/2012	(26.12)
53481300	AWWSC Other Ben CAPX	UZ	2000000076	8/31/2012	(2.44)
53481300	AWWSC Other Ben CAPX	UZ	2000000067	8/31/2012	(4.33)
53481300	AWWSC Other Ben CAPX	UZ	2000000074	8/31/2012	(1.21)
53481300	AWWSC Other Ben CAPX	UZ	2000000067	8/31/2012	(7.89)
53481300	AWWSC Other Ben CAPX	UZ	2000000073	8/31/2012	(1.21)
53481300	AWWSC Other Ben CAPX	UZ	2000000067	8/31/2012	(3.16)
53481300	AWWSC Other Ben CAPX	UZ	2000000074	8/31/2012	(1.21)
53481300	AWWSC Other Ben CAPX	UZ	2000000067	8/31/2012	(54.88)
53481300	AWWSC Other Ben CAPX	UZ	2000000076	8/31/2012	(7.29)
53481300	AWWSC Other Ben CAPX	UZ	2000000067	8/31/2012	(13.28)
53481300	AWWSC Other Ben CAPX	UZ	2000000073	8/31/2012	(3.63)
53481300	AWWSC Other Ben CAPX	UZ	2000000067	8/31/2012	(9.71)
53481300	AWWSC Other Ben CAPX	UZ	2000000073	8/31/2012	(4.42)
53481300	AWWSC Other Ben CAPX	UZ	2000000068	8/31/2012	(9.72)
53481300	AWWSC Other Ben CAPX	UZ	2000000073	8/31/2012	(4.42)
53481300	AWWSC Other Ben CAPX	UZ	2000000068	8/31/2012	(67.28)
53481300	AWWSC Other Ben CAPX	UZ	2000000074	8/31/2012	(8.65)
53481300	AWWSC Other Ben CAPX	UZ	2000000067	8/31/2012	(14.11)
53481300	AWWSC Other Ben CAPX	UZ	2000000073	8/31/2012	(1.96)
53481300	AWWSC Other Ben CAPX	UZ	2000000067	8/31/2012	(27.86)
53481300	AWWSC Other Ben CAPX	UZ	2000000074	8/31/2012	(3.47)
53481300	AWWSC Other Ben CAPX	UZ	2000000067	8/31/2012	(37.35)
53481300	AWWSC Other Ben CAPX	UZ	2000000073	8/31/2012	(4.81)
53481300	AWWSC Other Ben CAPX	UZ	2000000067	8/31/2012	(26.48)
53481300	AWWSC Other Ben CAPX	UZ	2000000074	8/31/2012	(5.87)
53481400	AWWSC Cont Svcs CAPX	CF	9300000538	8/31/2012	664.70
53481400	AWWSC Cont Svcs CAPX	CF	9300000540	8/31/2012	390.02
53481400	AWWSC Cont Svcs CAPX	CF	9300000541	8/31/2012	2,293.10
53481400	AWWSC Cont Svcs CAPX	CF	9300000542	8/31/2012	11,003.18
53481400	AWWSC Cont Svcs CAPX	CF	9300000543	8/31/2012	10,528.23
53481400	AWWSC Cont Svcs CAPX	CF	9300000547	8/31/2012	9,480.54
53481400	AWWSC Cont Svcs CAPX	CF	9300000548	8/31/2012	9,480.54
53481400	AWWSC Cont Svcs CAPX	CF	9300000549	8/31/2012	9,480.54
53481400	AWWSC Cont Svcs CAPX	CF	9300000550	8/31/2012	560.69
53481400	AWWSC Cont Svcs CAPX	CF	9300000551	8/31/2012	696.98
53481400	AWWSC Cont Svcs CAPX	CF	9300000552	8/31/2012	6,336.92
53481400	AWWSC Cont Svcs CAPX	CF	9300000553	8/31/2012	6,336.92

Kentucky American Water Company  
Case No. 2012-00520  
Response to PSC DR1, Item 31

Account	Description	Doc Type	Document Number	Posting Date	Amount
53481400	AWWSC Cont Svcs CAPX	CF	9300000554	8/31/2012	6,336.92
53481400	AWWSC Cont Svcs CAPX	CF	9300000558	8/31/2012	29,835.41
53481400	AWWSC Cont Svcs CAPX	CF	9300000559	8/31/2012	44,807.21
53481400	AWWSC Cont Svcs CAPX	CF	9300000560	8/31/2012	33,992.37
53481400	AWWSC Cont Svcs CAPX	CF	9300000561	8/31/2012	254.48
53481400	AWWSC Cont Svcs CAPX	CF	9300000562	8/31/2012	254.48
53481400	AWWSC Cont Svcs CAPX	CF	9300000563	8/31/2012	254.48
53481400	AWWSC Cont Svcs CAPX	CF	9300000564	8/31/2012	5,561.23
53481400	AWWSC Cont Svcs CAPX	CF	9300000565	8/31/2012	6,537.10
53481400	AWWSC Cont Svcs CAPX	CF	9300000566	8/31/2012	3,357.22
53481400	AWWSC Cont Svcs CAPX	CF	9300000567	8/31/2012	3,357.22
53481400	AWWSC Cont Svcs CAPX	CF	9300000568	8/31/2012	3,357.22
53481400	AWWSC Cont Svcs CAPX	CF	9300000569	8/31/2012	107.66
53481400	AWWSC Cont Svcs CAPX	CF	9300000570	8/31/2012	201.85
53481400	AWWSC Cont Svcs CAPX	CF	9300000571	8/31/2012	201.85
53481400	AWWSC Cont Svcs CAPX	CF	9300000572	8/31/2012	40.16
53481400	AWWSC Cont Svcs CAPX	CF	9300000574	8/31/2012	489.66
53481400	AWWSC Cont Svcs CAPX	CF	9300000575	8/31/2012	134.57
53481400	AWWSC Cont Svcs CAPX	CF	9300000576	8/31/2012	134.57
53481400	AWWSC Cont Svcs CAPX	CF	9300000577	8/31/2012	134.57
53481400	AWWSC Cont Svcs CAPX	CF	9300000578	8/31/2012	40.16
53481400	AWWSC Cont Svcs CAPX	CF	9300000579	8/31/2012	40.16
53481400	AWWSC Cont Svcs CAPX	CF	9300000580	8/31/2012	469.20
53481400	AWWSC Cont Svcs CAPX	CF	9300000586	8/31/2012	382.05
53481400	AWWSC Cont Svcs CAPX	CF	9300000587	8/31/2012	391.98
53481400	AWWSC Cont Svcs CAPX	CF	9300000588	8/31/2012	1,397.28
53481400	AWWSC Cont Svcs CAPX	CF	9300000589	8/31/2012	2,346.00
53481400	AWWSC Cont Svcs CAPX	CF	9300000590	8/31/2012	333.79
53481400	AWWSC Cont Svcs CAPX	CF	9300000591	8/31/2012	403.82
53481400	AWWSC Cont Svcs CAPX	CF	9300000592	8/31/2012	765.23
53481400	AWWSC Cont Svcs CAPX	CF	9300000593	8/31/2012	2,346.00
53481400	AWWSC Cont Svcs CAPX	CF	9300000595	8/31/2012	4,315.71
53481400	AWWSC Cont Svcs CAPX	CF	9300000597	8/31/2012	1,038.76
53481400	AWWSC Cont Svcs CAPX	CF	9300000598	8/31/2012	11,299.88
53481400	AWWSC Cont Svcs CAPX	CF	9300000603	8/31/2012	15,993.99
53481400	AWWSC Cont Svcs CAPX	CF	9300000607	8/31/2012	2,569.48
53481400	AWWSC Cont Svcs CAPX	CF	9300000609	8/31/2012	2,569.48
53481400	AWWSC Cont Svcs CAPX	CF	9300000611	8/31/2012	1,420.07
53481400	AWWSC Cont Svcs CAPX	CF	9300000613	8/31/2012	20,522.36
53481400	AWWSC Cont Svcs CAPX	CF	9300000614	8/31/2012	3,013.55
53481400	AWWSC Cont Svcs CAPX	CF	9300000616	8/31/2012	430.57
53481400	AWWSC Cont Svcs CAPX	CF	9300000617	8/31/2012	14,752.35
53481400	AWWSC Cont Svcs CAPX	CF	9300000618	8/31/2012	14,523.78
53481400	AWWSC Cont Svcs CAPX	CF	9300000619	8/31/2012	10,341.48
53481400	AWWSC Cont Svcs CAPX	CF	9300000620	8/31/2012	8,218.69
53481400	AWWSC Cont Svcs CAPX	CF	9300000624	8/31/2012	1,050.41
53481400	AWWSC Cont Svcs CAPX	CF	9300000630	8/31/2012	5,270.49
53481400	AWWSC Cont Svcs CAPX	CF	9300000632	8/31/2012	5,726.92
53481400	AWWSC Cont Svcs CAPX	CF	9300000634	8/31/2012	9,985.87
53481400	AWWSC Cont Svcs CAPX	CF	9300000640	8/31/2012	6,014.16
53481400	AWWSC Cont Svcs CAPX	CF	9300000642	8/31/2012	5,613.06
53481400	AWWSC Cont Svcs CAPX	CF	9300000645	8/31/2012	5,613.06
53481400	AWWSC Cont Svcs CAPX	CF	9300000647	8/31/2012	324.17
53481400	AWWSC Cont Svcs CAPX	CF	9300000648	8/31/2012	324.17
53481400	AWWSC Cont Svcs CAPX	CF	9300000649	8/31/2012	324.17
53481400	AWWSC Cont Svcs CAPX	CF	9300000650	8/31/2012	1,521.85
53481400	AWWSC Cont Svcs CAPX	CF	9300000651	8/31/2012	1,521.85
53481400	AWWSC Cont Svcs CAPX	CF	9300000652	8/31/2012	1,521.85
53481400	AWWSC Cont Svcs CAPX	CF	9300000653	8/31/2012	658.84
53481400	AWWSC Cont Svcs CAPX	CF	9300000654	8/31/2012	1,555.98
53481400	AWWSC Cont Svcs CAPX	CF	9300000655	8/31/2012	430.57
53481400	AWWSC Cont Svcs CAPX	CF	9300000656	8/31/2012	778.87
53481400	AWWSC Cont Svcs CAPX	CF	9300000657	8/31/2012	12,869.12
53481400	AWWSC Cont Svcs CAPX	CF	9300000660	8/31/2012	9,640.79
53481400	AWWSC Cont Svcs CAPX	CF	9300000661	8/31/2012	380.33
53481400	AWWSC Cont Svcs CAPX	CF	9300000662	8/31/2012	380.33
53481400	AWWSC Cont Svcs CAPX	CF	9300000663	8/31/2012	6,654.68
53481400	AWWSC Cont Svcs CAPX	CF	9300000664	8/31/2012	388.04
53481400	AWWSC Cont Svcs CAPX	CF	9300000666	8/31/2012	29.33
53481400	AWWSC Cont Svcs CAPX	CF	9300000668	8/31/2012	5,958.02
53481400	AWWSC Cont Svcs CAPX	CF	9300000675	8/31/2012	1,480.49
53481400	AWWSC Cont Svcs CAPX	CF	9300000679	8/31/2012	103,009.41
53481400	AWWSC Cont Svcs CAPX	CF	9300000680	8/31/2012	1,653.11
53481400	AWWSC Cont Svcs CAPX	CF	9300000682	8/31/2012	99,691.72
53481400	AWWSC Cont Svcs CAPX	CF	9300000684	8/31/2012	1,904.21
53481400	AWWSC Cont Svcs CAPX	CF	9300000689	8/31/2012	702.24
53481400	AWWSC Cont Svcs CAPX	CF	9300000692	8/31/2012	702.24



Kentucky American Water Company  
Case No. 2012-00520  
Response to PSC DR1, Item 31

Account	Description	Doc Type	Document Number	Posting Date	Amount
53481400	AWWSC Cont Svcs CAPX	CF	9300000693	8/31/2012	702.24
53481400	AWWSC Cont Svcs CAPX	CF	9300000695	8/31/2012	702.24
53481400	AWWSC Cont Svcs CAPX	CF	9300000696	8/31/2012	19,164.06
53481400	AWWSC Cont Svcs CAPX	CF	9300000697	8/31/2012	16,283.82
53481400	AWWSC Cont Svcs CAPX	CF	9300000698	8/31/2012	18,714.47
53481400	AWWSC Cont Svcs CAPX	CF	9300000699	8/31/2012	702.24
53481400	AWWSC Cont Svcs CAPX	CF	9300000701	8/31/2012	232.06
53481400	AWWSC Cont Svcs CAPX	CF	9300000702	8/31/2012	232.06
53481400	AWWSC Cont Svcs CAPX	CF	9300000704	8/31/2012	232.06
53481400	AWWSC Cont Svcs CAPX	CF	9300000707	8/31/2012	2,583.88
53481400	AWWSC Cont Svcs CAPX	CF	9300000708	8/31/2012	3,031.34
53481400	AWWSC Cont Svcs CAPX	CF	9300000709	8/31/2012	996.27
53481400	AWWSC Cont Svcs CAPX	CF	9300000712	8/31/2012	2,642.07
53481400	AWWSC Cont Svcs CAPX	CF	9300000713	8/31/2012	3,837.49
53481400	AWWSC Cont Svcs CAPX	CF	9300000714	8/31/2012	996.23
53481400	AWWSC Cont Svcs CAPX	CF	9300000719	8/31/2012	2,583.96
53481400	AWWSC Cont Svcs CAPX	CF	9300000720	8/31/2012	3,711.88
53481400	AWWSC Cont Svcs CAPX	CF	9300000721	8/31/2012	996.31
53481400	AWWSC Cont Svcs CAPX	CF	9300000725	8/31/2012	2,583.96
53481400	AWWSC Cont Svcs CAPX	CF	9300000726	8/31/2012	3,975.84
53481400	AWWSC Cont Svcs CAPX	CF	9300000727	8/31/2012	996.31
53481400	AWWSC Cont Svcs CAPX	CF	9300000732	8/31/2012	4,171.03
53481400	AWWSC Cont Svcs CAPX	CF	9300000733	8/31/2012	2,583.92
53481400	AWWSC Cont Svcs CAPX	CF	9300000734	8/31/2012	996.27
53481400	AWWSC Cont Svcs CAPX	CF	9300000737	8/31/2012	6,537.10
53481400	AWWSC Cont Svcs CAPX	CF	9300001052	8/31/2012	1.46
53481400	AWWSC Cont Svcs CAPX	CF	9300001069	8/31/2012	6.58
53481400	AWWSC Cont Svcs CAPX	CF	9300001133	8/31/2012	491.65
53481400	AWWSC Cont Svcs CAPX	CF	9300001134	8/31/2012	1,928.81
53481400	AWWSC Cont Svcs CAPX	UZ	2000000068	8/31/2012	(18,714.47)
53481400	AWWSC Cont Svcs CAPX	UZ	2000000074	8/31/2012	(18.91)
53481400	AWWSC Cont Svcs CAPX	UZ	2000000067	8/31/2012	(16,283.82)
53481400	AWWSC Cont Svcs CAPX	UZ	2000000074	8/31/2012	(6.30)
53481400	AWWSC Cont Svcs CAPX	UZ	2000000068	8/31/2012	(232.06)
53481400	AWWSC Cont Svcs CAPX	UZ	2000000074	8/31/2012	(12.61)
53481400	AWWSC Cont Svcs CAPX	UZ	2000000068	8/31/2012	(19,164.06)
53481400	AWWSC Cont Svcs CAPX	UZ	2000000076	8/31/2012	(6.30)
53481400	AWWSC Cont Svcs CAPX	UZ	2000000067	8/31/2012	(702.24)
53481400	AWWSC Cont Svcs CAPX	UZ	2000000076	8/31/2012	(12.61)
53481400	AWWSC Cont Svcs CAPX	UZ	2000000067	8/31/2012	(702.24)
53481400	AWWSC Cont Svcs CAPX	UZ	2000000073	8/31/2012	(6.30)
53481400	AWWSC Cont Svcs CAPX	UZ	2000000068	8/31/2012	(702.24)
53481400	AWWSC Cont Svcs CAPX	UZ	2000000076	8/31/2012	(18.91)
53481400	AWWSC Cont Svcs CAPX	UZ	2000000068	8/31/2012	(232.06)
53481400	AWWSC Cont Svcs CAPX	UZ	2000000073	8/31/2012	(18.91)
53481400	AWWSC Cont Svcs CAPX	UZ	2000000067	8/31/2012	(232.06)
53481400	AWWSC Cont Svcs CAPX	UZ	2000000076	8/31/2012	(18.91)
53481400	AWWSC Cont Svcs CAPX	UZ	2000000067	8/31/2012	(1,904.21)
53481400	AWWSC Cont Svcs CAPX	UZ	2000000076	8/31/2012	(56.73)
53481400	AWWSC Cont Svcs CAPX	UZ	2000000067	8/31/2012	(1,653.11)
53481400	AWWSC Cont Svcs CAPX	UZ	2000000074	8/31/2012	(75.64)
53481400	AWWSC Cont Svcs CAPX	UZ	2000000068	8/31/2012	(702.24)
53481400	AWWSC Cont Svcs CAPX	UZ	2000000074	8/31/2012	(18.91)
53481400	AWWSC Cont Svcs CAPX	UZ	2000000067	8/31/2012	(99,691.72)
53481400	AWWSC Cont Svcs CAPX	UZ	2000000076	8/31/2012	(6.30)
53481400	AWWSC Cont Svcs CAPX	UZ	2000000068	8/31/2012	(103,009.41)
53481400	AWWSC Cont Svcs CAPX	UZ	2000000067	8/31/2012	(702.24)
53481400	AWWSC Cont Svcs CAPX	UZ	2000000073	8/31/2012	(31.52)
53481400	AWWSC Cont Svcs CAPX	UZ	2000000073	8/31/2012	(6.30)
53481400	AWWSC Cont Svcs CAPX	UZ	2000000067	8/31/2012	(1,480.49)
53481400	AWWSC Cont Svcs CAPX	UZ	2000000073	8/31/2012	(6.30)
53481400	AWWSC Cont Svcs CAPX	UZ	2000000073	8/31/2012	(6.30)
53481400	AWWSC Cont Svcs CAPX	UZ	2000000068	8/31/2012	(5,958.02)
53481400	AWWSC Cont Svcs CAPX	UZ	2000000073	8/31/2012	(19.11)
53481400	AWWSC Cont Svcs CAPX	UZ	2000000076	8/31/2012	(12.70)
53481400	AWWSC Cont Svcs CAPX	UZ	2000000068	8/31/2012	(469.20)
53481400	AWWSC Cont Svcs CAPX	UZ	2000000068	8/31/2012	(29.33)
53481400	AWWSC Cont Svcs CAPX	UZ	2000000074	8/31/2012	(18.91)
53481400	AWWSC Cont Svcs CAPX	UZ	2000000067	8/31/2012	(388.04)
53481400	AWWSC Cont Svcs CAPX	UZ	2000000074	8/31/2012	(6.30)
53481400	AWWSC Cont Svcs CAPX	UZ	2000000067	8/31/2012	(380.33)
53481400	AWWSC Cont Svcs CAPX	UZ	2000000074	8/31/2012	(6.30)
53481400	AWWSC Cont Svcs CAPX	UZ	2000000068	8/31/2012	(380.33)
53481400	AWWSC Cont Svcs CAPX	UZ	2000000076	8/31/2012	(6.30)
53481400	AWWSC Cont Svcs CAPX	UZ	2000000068	8/31/2012	(9,640.79)
53481400	AWWSC Cont Svcs CAPX	UZ	2000000074	8/31/2012	(25.21)
53481400	AWWSC Cont Svcs CAPX	UZ	2000000068	8/31/2012	(6,654.68)

Kentucky American Water Company  
Case No. 2012-00520  
Response to PSC DR1, Item 31

Account	Description	Doc Type	Document Number	Posting Date	Amount
53481400	AWWSC Cont Svcs CAPX	UZ	200000068	8/31/2012	(13,647.99)
53481400	AWWSC Cont Svcs CAPX	UZ	200000076	8/31/2012	(6.30)
53481400	AWWSC Cont Svcs CAPX	UZ	200000067	8/31/2012	(430.57)
53481400	AWWSC Cont Svcs CAPX	UZ	200000073	8/31/2012	(12.61)
53481400	AWWSC Cont Svcs CAPX	UZ	200000067	8/31/2012	(1,555.98)
53481400	AWWSC Cont Svcs CAPX	UZ	200000074	8/31/2012	(12.61)
53481400	AWWSC Cont Svcs CAPX	UZ	200000067	8/31/2012	(658.84)
53481400	AWWSC Cont Svcs CAPX	UZ	200000074	8/31/2012	(12.61)
53481400	AWWSC Cont Svcs CAPX	UZ	200000068	8/31/2012	(1,521.85)
53481400	AWWSC Cont Svcs CAPX	UZ	200000067	8/31/2012	(1,521.85)
53481400	AWWSC Cont Svcs CAPX	UZ	200000068	8/31/2012	(1,521.85)
53481400	AWWSC Cont Svcs CAPX	UZ	200000067	8/31/2012	(324.17)
53481400	AWWSC Cont Svcs CAPX	UZ	200000076	8/31/2012	(12.61)
53481400	AWWSC Cont Svcs CAPX	UZ	200000067	8/31/2012	(324.17)
53481400	AWWSC Cont Svcs CAPX	UZ	200000073	8/31/2012	(12.61)
53481400	AWWSC Cont Svcs CAPX	UZ	200000068	8/31/2012	(324.17)
53481400	AWWSC Cont Svcs CAPX	UZ	200000076	8/31/2012	(12.61)
53481400	AWWSC Cont Svcs CAPX	UZ	200000068	8/31/2012	(5,613.06)
53481400	AWWSC Cont Svcs CAPX	UZ	200000074	8/31/2012	(13.01)
53481400	AWWSC Cont Svcs CAPX	UZ	200000067	8/31/2012	(5,613.06)
53481400	AWWSC Cont Svcs CAPX	UZ	200000074	8/31/2012	(12.61)
53481400	AWWSC Cont Svcs CAPX	UZ	200000067	8/31/2012	(6,014.16)
53481400	AWWSC Cont Svcs CAPX	UZ	200000074	8/31/2012	(12.61)
53481400	AWWSC Cont Svcs CAPX	UZ	200000074	8/31/2012	(0.40)
53481400	AWWSC Cont Svcs CAPX	UZ	200000076	8/31/2012	(6.70)
53481400	AWWSC Cont Svcs CAPX	UZ	200000068	8/31/2012	(9,985.87)
53481400	AWWSC Cont Svcs CAPX	UZ	200000076	8/31/2012	(69.89)
53481400	AWWSC Cont Svcs CAPX	UZ	200000067	8/31/2012	(5,726.92)
53481400	AWWSC Cont Svcs CAPX	UZ	200000076	8/31/2012	(82.58)
53481400	AWWSC Cont Svcs CAPX	UZ	200000068	8/31/2012	(5,270.49)
53481400	AWWSC Cont Svcs CAPX	UZ	200000076	8/31/2012	(63.03)
53481400	AWWSC Cont Svcs CAPX	UZ	200000073	8/31/2012	(6.30)
53481400	AWWSC Cont Svcs CAPX	UZ	200000074	8/31/2012	(25.21)
53481400	AWWSC Cont Svcs CAPX	UZ	200000074	8/31/2012	(6.30)
53481400	AWWSC Cont Svcs CAPX	UZ	200000068	8/31/2012	(1,050.41)
53481400	AWWSC Cont Svcs CAPX	UZ	200000074	8/31/2012	(19.09)
53481400	AWWSC Cont Svcs CAPX	UZ	200000068	8/31/2012	(8,218.69)
53481400	AWWSC Cont Svcs CAPX	UZ	200000073	8/31/2012	(6.30)
53481400	AWWSC Cont Svcs CAPX	UZ	200000068	8/31/2012	(10,341.48)
53481400	AWWSC Cont Svcs CAPX	UZ	200000074	8/31/2012	(6.30)
53481400	AWWSC Cont Svcs CAPX	UZ	200000068	8/31/2012	(14,523.78)
53481400	AWWSC Cont Svcs CAPX	UZ	200000074	8/31/2012	(18.91)
53481400	AWWSC Cont Svcs CAPX	UZ	200000068	8/31/2012	(14,752.35)
53481400	AWWSC Cont Svcs CAPX	UZ	200000068	8/31/2012	(430.57)
53481400	AWWSC Cont Svcs CAPX	UZ	200000074	8/31/2012	(56.73)
53481400	AWWSC Cont Svcs CAPX	UZ	200000067	8/31/2012	(3,013.55)
53481400	AWWSC Cont Svcs CAPX	UZ	200000073	8/31/2012	(56.73)
53481400	AWWSC Cont Svcs CAPX	UZ	200000067	8/31/2012	(20,522.36)
53481400	AWWSC Cont Svcs CAPX	UZ	200000073	8/31/2012	(25.21)
53481400	AWWSC Cont Svcs CAPX	UZ	200000068	8/31/2012	(1,420.07)
53481400	AWWSC Cont Svcs CAPX	UZ	200000074	8/31/2012	(25.21)
53481400	AWWSC Cont Svcs CAPX	UZ	200000067	8/31/2012	(2,569.48)
53481400	AWWSC Cont Svcs CAPX	UZ	200000074	8/31/2012	(25.21)
53481400	AWWSC Cont Svcs CAPX	UZ	200000068	8/31/2012	(2,569.48)
53481400	AWWSC Cont Svcs CAPX	UZ	200000076	8/31/2012	(25.21)
53481400	AWWSC Cont Svcs CAPX	UZ	200000068	8/31/2012	(15,993.99)
53481400	AWWSC Cont Svcs CAPX	UZ	200000073	8/31/2012	(44.12)
53481400	AWWSC Cont Svcs CAPX	UZ	200000068	8/31/2012	(11,299.88)
53481400	AWWSC Cont Svcs CAPX	UZ	200000076	8/31/2012	(44.12)
53481400	AWWSC Cont Svcs CAPX	UZ	200000067	8/31/2012	(1,038.76)
53481400	AWWSC Cont Svcs CAPX	UZ	200000073	8/31/2012	(346.69)
53481400	AWWSC Cont Svcs CAPX	UZ	200000068	8/31/2012	(4,315.71)
53481400	AWWSC Cont Svcs CAPX	UZ	200000076	8/31/2012	(233.23)
53481400	AWWSC Cont Svcs CAPX	UZ	200000073	8/31/2012	(50.43)
53481400	AWWSC Cont Svcs CAPX	UZ	200000067	8/31/2012	(134.57)
53481400	AWWSC Cont Svcs CAPX	UZ	200000067	8/31/2012	(134.57)
53481400	AWWSC Cont Svcs CAPX	UZ	200000068	8/31/2012	(134.57)
53481400	AWWSC Cont Svcs CAPX	UZ	200000067	8/31/2012	(40.16)
53481400	AWWSC Cont Svcs CAPX	UZ	200000068	8/31/2012	(40.16)
53481400	AWWSC Cont Svcs CAPX	UZ	200000067	8/31/2012	(40.16)
53481400	AWWSC Cont Svcs CAPX	UZ	200000067	8/31/2012	(489.66)
53481400	AWWSC Cont Svcs CAPX	UZ	200000074	8/31/2012	(3.78)
53481400	AWWSC Cont Svcs CAPX	UZ	200000067	8/31/2012	(201.85)
53481400	AWWSC Cont Svcs CAPX	UZ	200000068	8/31/2012	(201.85)
53481400	AWWSC Cont Svcs CAPX	UZ	200000068	8/31/2012	(107.66)
53481400	AWWSC Cont Svcs CAPX	UZ	200000073	8/31/2012	(18.91)
53481400	AWWSC Cont Svcs CAPX	UZ	200000068	8/31/2012	(6,336.92)

Kentucky American Water Company  
Case No. 2012-00520  
Response to PSC DR1, Item 31

Account	Description	Doc Type	Document Number	Posting Date	Amount
53481400	AWWSC Cont Svcs CAPX	UZ	2000000073	8/31/2012	(37.82)
53481400	AWWSC Cont Svcs CAPX	UZ	2000000067	8/31/2012	(390.02)
53481400	AWWSC Cont Svcs CAPX	UZ	2000000074	8/31/2012	(18.91)
53481400	AWWSC Cont Svcs CAPX	UZ	2000000067	8/31/2012	(5,561.23)
53481400	AWWSC Cont Svcs CAPX	UZ	2000000073	8/31/2012	(6.30)
53481400	AWWSC Cont Svcs CAPX	UZ	2000000067	8/31/2012	(254.48)
53481400	AWWSC Cont Svcs CAPX	UZ	2000000074	8/31/2012	(18.91)
53481400	AWWSC Cont Svcs CAPX	UZ	2000000068	8/31/2012	(254.48)
53481400	AWWSC Cont Svcs CAPX	UZ	2000000074	8/31/2012	(18.91)
53481400	AWWSC Cont Svcs CAPX	UZ	2000000068	8/31/2012	(254.48)
53481400	AWWSC Cont Svcs CAPX	UZ	2000000074	8/31/2012	(18.91)
53481400	AWWSC Cont Svcs CAPX	UZ	2000000067	8/31/2012	(33,992.37)
53481400	AWWSC Cont Svcs CAPX	UZ	2000000074	8/31/2012	(18.91)
53481400	AWWSC Cont Svcs CAPX	UZ	2000000067	8/31/2012	(44,807.21)
53481400	AWWSC Cont Svcs CAPX	UZ	2000000074	8/31/2012	(44.12)
53481400	AWWSC Cont Svcs CAPX	UZ	2000000067	8/31/2012	(29,835.41)
53481400	AWWSC Cont Svcs CAPX	UZ	2000000074	8/31/2012	(107.16)
53481400	AWWSC Cont Svcs CAPX	UZ	2000000074	8/31/2012	(25.21)
53481400	AWWSC Cont Svcs CAPX	UZ	2000000076	8/31/2012	(25.21)
53481400	AWWSC Cont Svcs CAPX	UZ	2000000073	8/31/2012	(12.61)
53481400	AWWSC Cont Svcs CAPX	UZ	2000000068	8/31/2012	(696.98)
53481400	AWWSC Cont Svcs CAPX	UZ	2000000068	8/31/2012	(560.69)
53481400	AWWSC Cont Svcs CAPX	UZ	2000000067	8/31/2012	(9,480.54)
53481400	AWWSC Cont Svcs CAPX	UZ	2000000074	8/31/2012	(12.61)
53481400	AWWSC Cont Svcs CAPX	UZ	2000000068	8/31/2012	(9,480.54)
53481400	AWWSC Cont Svcs CAPX	UZ	2000000074	8/31/2012	(31.52)
53481400	AWWSC Cont Svcs CAPX	UZ	2000000067	8/31/2012	(9,480.54)
53481400	AWWSC Cont Svcs CAPX	UZ	2000000074	8/31/2012	(12.61)
53481400	AWWSC Cont Svcs CAPX	UZ	2000000067	8/31/2012	(6,336.92)
53481400	AWWSC Cont Svcs CAPX	UZ	2000000074	8/31/2012	(37.82)
53481400	AWWSC Cont Svcs CAPX	UZ	2000000076	8/31/2012	(12.61)
53481400	AWWSC Cont Svcs CAPX	UZ	2000000074	8/31/2012	(12.61)
53481400	AWWSC Cont Svcs CAPX	UZ	2000000073	8/31/2012	(18.91)
53481400	AWWSC Cont Svcs CAPX	UZ	2000000068	8/31/2012	(10,528.23)
53481400	AWWSC Cont Svcs CAPX	UZ	2000000076	8/31/2012	(12.61)
53481400	AWWSC Cont Svcs CAPX	UZ	2000000068	8/31/2012	(11,003.18)
53481400	AWWSC Cont Svcs CAPX	UZ	2000000074	8/31/2012	(25.21)
53481400	AWWSC Cont Svcs CAPX	UZ	2000000067	8/31/2012	(2,293.10)
53481400	AWWSC Cont Svcs CAPX	UZ	2000000067	8/31/2012	(3,357.22)
53481400	AWWSC Cont Svcs CAPX	UZ	2000000068	8/31/2012	(3,357.22)
53481400	AWWSC Cont Svcs CAPX	UZ	2000000074	8/31/2012	(12.61)
53481400	AWWSC Cont Svcs CAPX	UZ	2000000068	8/31/2012	(3,357.22)
53481400	AWWSC Cont Svcs CAPX	UZ	2000000074	8/31/2012	(6.30)
53481400	AWWSC Cont Svcs CAPX	UZ	2000000067	8/31/2012	(6,537.10)
53481400	AWWSC Cont Svcs CAPX	UZ	2000000074	8/31/2012	(6.30)
53481400	AWWSC Cont Svcs CAPX	UZ	2000000067	8/31/2012	(6,537.10)
53481400	AWWSC Cont Svcs CAPX	UZ	2000000076	8/31/2012	(6.30)
53481400	AWWSC Cont Svcs CAPX	UZ	2000000067	8/31/2012	(6,336.92)
53481400	AWWSC Cont Svcs CAPX	UZ	2000000073	8/31/2012	(37.82)
53481400	AWWSC Cont Svcs CAPX	UZ	2000000067	8/31/2012	(664.70)
53481400	AWWSC Cont Svcs CAPX	UZ	2000000074	8/31/2012	(18.91)
53481400	AWWSC Cont Svcs CAPX	UZ	2000000067	8/31/2012	(11,266.27)
53481400	AWWSC Cont Svcs CAPX	UZ	2000000076	8/31/2012	(0.40)
53481400	AWWSC Cont Svcs CAPX	UZ	2000000067	8/31/2012	(7,889.90)
53481400	AWWSC Cont Svcs CAPX	UZ	2000000073	8/31/2012	(0.20)
53481400	AWWSC Cont Svcs CAPX	UZ	2000000068	8/31/2012	(11,427.41)
53481400	AWWSC Cont Svcs CAPX	UZ	2000000068	8/31/2012	(7,475.79)
53481400	AWWSC Cont Svcs CAPX	UZ	2000000074	8/31/2012	(0.20)
53481400	AWWSC Cont Svcs CAPX	UZ	2000000068	8/31/2012	(6,993.54)
53481400	AWWSC Cont Svcs CAPX	UZ	2000000073	8/31/2012	(0.60)
53481500	AWWSC Off Suppl CAPX	CF	9300000693	8/31/2012	91.99
53481500	AWWSC Off Suppl CAPX	CF	9300000697	8/31/2012	2.13
53481500	AWWSC Off Suppl CAPX	CF	9300000701	8/31/2012	310.68
53481500	AWWSC Off Suppl CAPX	CF	9300000702	8/31/2012	1,535.22
53481500	AWWSC Off Suppl CAPX	CF	9300000704	8/31/2012	2,077.30
53481500	AWWSC Off Suppl CAPX	CF	9300001018	8/31/2012	1.74
53481500	AWWSC Off Suppl CAPX	CF	9300001020	8/31/2012	0.07
53481500	AWWSC Off Suppl CAPX	CF	9300001022	8/31/2012	0.36
53481500	AWWSC Off Suppl CAPX	CF	9300001024	8/31/2012	0.01
53481500	AWWSC Off Suppl CAPX	CF	9300001027	8/31/2012	7.81
53481500	AWWSC Off Suppl CAPX	CF	9300001030	8/31/2012	0.28
53481500	AWWSC Off Suppl CAPX	CF	9300001033	8/31/2012	0.14
53481500	AWWSC Off Suppl CAPX	CF	9300001038	8/31/2012	0.02
53481500	AWWSC Off Suppl CAPX	CF	9300001041	8/31/2012	0.07
53481500	AWWSC Off Suppl CAPX	CF	9300001042	8/31/2012	0.07
53481500	AWWSC Off Suppl CAPX	CF	9300001044	8/31/2012	0.17
53481500	AWWSC Off Suppl CAPX	CF	9300001049	8/31/2012	0.28

Kentucky American Water Company  
Case No. 2012-00520  
Response to PSC DR1, Item 31

Account	Description	Doc Type	Document Number	Posting Date	Amount
53481500	AWWSC Off Suppl CAPX	CF	9300001052	8/31/2012	4.93
53481500	AWWSC Off Suppl CAPX	CF	9300001053	8/31/2012	0.05
53481500	AWWSC Off Suppl CAPX	CF	9300001057	8/31/2012	0.14
53481500	AWWSC Off Suppl CAPX	CF	9300001057	8/31/2012	1.06
53481500	AWWSC Off Suppl CAPX	CF	9300001058	8/31/2012	0.01
53481500	AWWSC Off Suppl CAPX	CF	9300001058	8/31/2012	2.96
53481500	AWWSC Off Suppl CAPX	CF	9300001058	8/31/2012	0.19
53481500	AWWSC Off Suppl CAPX	CF	9300001058	8/31/2012	0.10
53481500	AWWSC Off Suppl CAPX	CF	9300001058	8/31/2012	22.70
53481500	AWWSC Off Suppl CAPX	CF	9300001058	8/31/2012	1.49
53481500	AWWSC Off Suppl CAPX	CF	9300001059	8/31/2012	1.04
53481500	AWWSC Off Suppl CAPX	CF	9300001059	8/31/2012	7.95
53481500	AWWSC Off Suppl CAPX	CF	9300001060	8/31/2012	0.03
53481500	AWWSC Off Suppl CAPX	CF	9300001060	8/31/2012	0.20
53481500	AWWSC Off Suppl CAPX	CF	9300001061	8/31/2012	0.47
53481500	AWWSC Off Suppl CAPX	CF	9300001061	8/31/2012	3.61
53481500	AWWSC Off Suppl CAPX	CF	9300001062	8/31/2012	(0.17)
53481500	AWWSC Off Suppl CAPX	CF	9300001063	8/31/2012	1.52
53481500	AWWSC Off Suppl CAPX	CF	9300001071	8/31/2012	0.10
53481500	AWWSC Off Suppl CAPX	CF	9300001081	8/31/2012	0.02
53481500	AWWSC Off Suppl CAPX	CF	9300001085	8/31/2012	0.22
53481500	AWWSC Off Suppl CAPX	CF	9300001098	8/31/2012	0.01
53481500	AWWSC Off Suppl CAPX	CF	9300001100	8/31/2012	5.23
53481500	AWWSC Off Suppl CAPX	CF	9300001103	8/31/2012	1.45
53481500	AWWSC Off Suppl CAPX	CF	9300001132	8/31/2012	71.36
53481500	AWWSC Off Suppl CAPX	CF	9300001144	8/31/2012	6.89
53481500	AWWSC Off Suppl CAPX	CF	9300001152	8/31/2012	2.55
53481500	AWWSC Off Suppl CAPX	CF	9300001156	8/31/2012	11.08
53481500	AWWSC Off Suppl CAPX	CF	9300001162	8/31/2012	1.89
53481500	AWWSC Off Suppl CAPX	CF	9300001163	8/31/2012	0.83
53481500	AWWSC Off Suppl CAPX	CF	9300001164	8/31/2012	0.53
53481500	AWWSC Off Suppl CAPX	CF	9300001164	8/31/2012	0.06
53481500	AWWSC Off Suppl CAPX	UT	9300001188	8/31/2012	(8.10)
53481500	AWWSC Off Suppl CAPX	UZ	2000000074	8/31/2012	(37.11)
53481500	AWWSC Off Suppl CAPX	UZ	2000000076	8/31/2012	(0.73)
53481500	AWWSC Off Suppl CAPX	UZ	2000000068	8/31/2012	(2.13)
53481500	AWWSC Off Suppl CAPX	UZ	2000000073	8/31/2012	(0.25)
53481500	AWWSC Off Suppl CAPX	UZ	2000000068	8/31/2012	(2,077.30)
53481500	AWWSC Off Suppl CAPX	UZ	2000000075	8/31/2012	(0.49)
53481500	AWWSC Off Suppl CAPX	UZ	2000000073	8/31/2012	(0.25)
53481500	AWWSC Off Suppl CAPX	UZ	2000000076	8/31/2012	(0.49)
53481500	AWWSC Off Suppl CAPX	UZ	2000000067	8/31/2012	(91.99)
53481500	AWWSC Off Suppl CAPX	UZ	2000000074	8/31/2012	(0.25)
53481500	AWWSC Off Suppl CAPX	UZ	2000000073	8/31/2012	(0.73)
53481500	AWWSC Off Suppl CAPX	UZ	2000000068	8/31/2012	(310.68)
53481500	AWWSC Off Suppl CAPX	UZ	2000000074	8/31/2012	(0.73)
53481500	AWWSC Off Suppl CAPX	UZ	2000000067	8/31/2012	(1,535.22)
53481500	AWWSC Off Suppl CAPX	UZ	2000000074	8/31/2012	(0.73)
53481500	AWWSC Off Suppl CAPX	UZ	2000000076	8/31/2012	(2.18)
53481500	AWWSC Off Suppl CAPX	UZ	2000000073	8/31/2012	(2.91)
53481500	AWWSC Off Suppl CAPX	UZ	2000000076	8/31/2012	(0.73)
53481500	AWWSC Off Suppl CAPX	UZ	2000000073	8/31/2012	(0.25)
53481500	AWWSC Off Suppl CAPX	UZ	2000000073	8/31/2012	(2.73)
53481500	AWWSC Off Suppl CAPX	UZ	2000000074	8/31/2012	0.17
53481500	AWWSC Off Suppl CAPX	UZ	2000000074	8/31/2012	(0.25)
53481500	AWWSC Off Suppl CAPX	UZ	2000000074	8/31/2012	(0.25)
53481500	AWWSC Off Suppl CAPX	UZ	2000000076	8/31/2012	(0.52)
53481500	AWWSC Off Suppl CAPX	UZ	2000000073	8/31/2012	(0.25)
53481500	AWWSC Off Suppl CAPX	UZ	2000000074	8/31/2012	(0.90)
53481500	AWWSC Off Suppl CAPX	UZ	2000000073	8/31/2012	(0.80)
53481500	AWWSC Off Suppl CAPX	UZ	2000000073	8/31/2012	(0.73)
53481500	AWWSC Off Suppl CAPX	UZ	2000000076	8/31/2012	(0.25)
53481500	AWWSC Off Suppl CAPX	UZ	2000000076	8/31/2012	(0.25)
53481500	AWWSC Off Suppl CAPX	UZ	2000000076	8/31/2012	(0.25)
53481500	AWWSC Off Suppl CAPX	UZ	2000000076	8/31/2012	(0.97)
53481500	AWWSC Off Suppl CAPX	UZ	2000000074	8/31/2012	(0.25)
53481500	AWWSC Off Suppl CAPX	UZ	2000000074	8/31/2012	(0.49)
53481500	AWWSC Off Suppl CAPX	UZ	2000000076	8/31/2012	(0.49)
53481500	AWWSC Off Suppl CAPX	UZ	2000000074	8/31/2012	(0.49)
53481500	AWWSC Off Suppl CAPX	UZ	2000000076	8/31/2012	(0.49)
53481500	AWWSC Off Suppl CAPX	UZ	2000000076	8/31/2012	(0.49)
53481500	AWWSC Off Suppl CAPX	UZ	2000000073	8/31/2012	(0.83)
53481500	AWWSC Off Suppl CAPX	UZ	2000000076	8/31/2012	(0.49)
53481500	AWWSC Off Suppl CAPX	UZ	2000000073	8/31/2012	(0.49)
53481500	AWWSC Off Suppl CAPX	UZ	2000000076	8/31/2012	(0.59)

Kentucky American Water Company  
Case No. 2012-00520  
Response to PSC DR1, Item 31

Account	Description	Doc Type	Document Number	Posting Date	Amount
53481500	AWWSC Off Suppl CAPX	UZ	2000000076	8/31/2012	(4.53)
53481500	AWWSC Off Suppl CAPX	UZ	2000000074	8/31/2012	(5.31)
53481500	AWWSC Off Suppl CAPX	UZ	2000000074	8/31/2012	(2.43)
53481500	AWWSC Off Suppl CAPX	UZ	2000000074	8/31/2012	(0.25)
53481500	AWWSC Off Suppl CAPX	UZ	2000000073	8/31/2012	(0.97)
53481500	AWWSC Off Suppl CAPX	UZ	2000000074	8/31/2012	(0.25)
53481500	AWWSC Off Suppl CAPX	UZ	2000000074	8/31/2012	(0.05)
53481500	AWWSC Off Suppl CAPX	UZ	2000000074	8/31/2012	(1.36)
53481500	AWWSC Off Suppl CAPX	UZ	2000000076	8/31/2012	(0.25)
53481500	AWWSC Off Suppl CAPX	UZ	2000000076	8/31/2012	(0.25)
53481500	AWWSC Off Suppl CAPX	UZ	2000000073	8/31/2012	(0.73)
53481500	AWWSC Off Suppl CAPX	UZ	2000000076	8/31/2012	(2.18)
53481500	AWWSC Off Suppl CAPX	UZ	2000000076	8/31/2012	(2.18)
53481500	AWWSC Off Suppl CAPX	UZ	2000000074	8/31/2012	(0.97)
53481500	AWWSC Off Suppl CAPX	UZ	2000000074	8/31/2012	(0.97)
53481500	AWWSC Off Suppl CAPX	UZ	2000000076	8/31/2012	(0.97)
53481500	AWWSC Off Suppl CAPX	UZ	2000000073	8/31/2012	(1.70)
53481500	AWWSC Off Suppl CAPX	UZ	2000000074	8/31/2012	(1.70)
53481500	AWWSC Off Suppl CAPX	UZ	2000000074	8/31/2012	(13.32)
53481500	AWWSC Off Suppl CAPX	UZ	2000000073	8/31/2012	(8.97)
53481500	AWWSC Off Suppl CAPX	UZ	2000000074	8/31/2012	(1.93)
53481500	AWWSC Off Suppl CAPX	UZ	2000000074	8/31/2012	(3.21)
53481500	AWWSC Off Suppl CAPX	UZ	2000000073	8/31/2012	(0.73)
53481500	AWWSC Off Suppl CAPX	UZ	2000000074	8/31/2012	(1.45)
53481500	AWWSC Off Suppl CAPX	UZ	2000000074	8/31/2012	(0.73)
53481500	AWWSC Off Suppl CAPX	UZ	2000000073	8/31/2012	(0.25)
53481500	AWWSC Off Suppl CAPX	UZ	2000000074	8/31/2012	(0.73)
53481500	AWWSC Off Suppl CAPX	UZ	2000000073	8/31/2012	(0.73)
53481500	AWWSC Off Suppl CAPX	UZ	2000000074	8/31/2012	(0.73)
53481500	AWWSC Off Suppl CAPX	UZ	2000000073	8/31/2012	(0.73)
53481500	AWWSC Off Suppl CAPX	UZ	2000000074	8/31/2012	(1.70)
53481500	AWWSC Off Suppl CAPX	UZ	2000000074	8/31/2012	(4.11)
53481500	AWWSC Off Suppl CAPX	UZ	2000000073	8/31/2012	(0.97)
53481500	AWWSC Off Suppl CAPX	UZ	2000000073	8/31/2012	(0.97)
53481500	AWWSC Off Suppl CAPX	UZ	2000000074	8/31/2012	(0.49)
53481500	AWWSC Off Suppl CAPX	UZ	2000000074	8/31/2012	(0.49)
53481500	AWWSC Off Suppl CAPX	UZ	2000000073	8/31/2012	(1.21)
53481500	AWWSC Off Suppl CAPX	UZ	2000000074	8/31/2012	(0.49)
53481500	AWWSC Off Suppl CAPX	UZ	2000000073	8/31/2012	(1.45)
53481500	AWWSC Off Suppl CAPX	UZ	2000000076	8/31/2012	(0.49)
53481500	AWWSC Off Suppl CAPX	UZ	2000000076	8/31/2012	(0.49)
53481500	AWWSC Off Suppl CAPX	UZ	2000000074	8/31/2012	(0.49)
53481500	AWWSC Off Suppl CAPX	UZ	2000000076	8/31/2012	(0.97)
53481500	AWWSC Off Suppl CAPX	UZ	2000000076	8/31/2012	(0.49)
53481500	AWWSC Off Suppl CAPX	UZ	2000000074	8/31/2012	(0.49)
53481500	AWWSC Off Suppl CAPX	UZ	2000000076	8/31/2012	(0.49)
53481500	AWWSC Off Suppl CAPX	UZ	2000000074	8/31/2012	(0.25)
53481500	AWWSC Off Suppl CAPX	UZ	2000000074	8/31/2012	(0.25)
53481500	AWWSC Off Suppl CAPX	UZ	2000000073	8/31/2012	(1.45)
53481500	AWWSC Off Suppl CAPX	UZ	2000000073	8/31/2012	(0.73)
53481500	AWWSC Off Suppl CAPX	UZ	2000000074	8/31/2012	(1.50)
53481500	AWWSC Off Suppl CAPX	UZ	2000000076	8/31/2012	(1.50)
53481500	AWWSC Off Suppl CAPX	UZ	2000000074	8/31/2012	(3.03)
53481500	AWWSC Off Suppl CAPX	UZ	2000000076	8/31/2012	(0.69)
53481500	AWWSC Off Suppl CAPX	UZ	2000000074	8/31/2012	(1.18)
53481500	AWWSC Off Suppl CAPX	UZ	2000000074	8/31/2012	(1.67)
53481500	AWWSC Off Suppl CAPX	UZ	2000000074	8/31/2012	(2.11)
53481700	AWWSC Rents CAPX	CF	9300001025	8/31/2012	184.23
53481700	AWWSC Rents CAPX	CF	9300001052	8/31/2012	18.10
53481700	AWWSC Rents CAPX	CF	9300001058	8/31/2012	45.80
53481700	AWWSC Rents CAPX	CF	9300001058	8/31/2012	351.77
53481700	AWWSC Rents CAPX	CF	9300001062	8/31/2012	(0.01)
53481700	AWWSC Rents CAPX	CF	9300001071	8/31/2012	0.34
53481700	AWWSC Rents CAPX	CF	9300001074	8/31/2012	14.80
53481700	AWWSC Rents CAPX	CF	9300001080	8/31/2012	25.19
53481700	AWWSC Rents CAPX	CF	9300001135	8/31/2012	1,472.28
53481700	AWWSC Rents CAPX	CF	9300001162	8/31/2012	0.54
53481700	AWWSC Rents CAPX	CF	9300001163	8/31/2012	173.97
53481700	AWWSC Rents CAPX	UT	9300001188	8/31/2012	(217.46)
53481700	AWWSC Rents CAPX	UZ	2000000074	8/31/2012	(351.77)
53481700	AWWSC Rents CAPX	UZ	2000000076	8/31/2012	(11.50)
53481700	AWWSC Rents CAPX	UZ	2000000073	8/31/2012	(3.83)
53481700	AWWSC Rents CAPX	UZ	2000000076	8/31/2012	(7.67)
53481700	AWWSC Rents CAPX	UZ	2000000074	8/31/2012	(3.83)
53481700	AWWSC Rents CAPX	UZ	2000000076	8/31/2012	(7.67)
53481700	AWWSC Rents CAPX	UZ	2000000073	8/31/2012	(3.83)

Kentucky American Water Company  
Case No. 2012-00520  
Response to PSC DR1, Item 31

Account	Description	Doc Type	Document Number	Posting Date	Amount
53481700	AWWSC Rents CAPX	UZ	2000000076	8/31/2012	(11.50)
53481700	AWWSC Rents CAPX	UZ	2000000074	8/31/2012	(11.50)
53481700	AWWSC Rents CAPX	UZ	2000000076	8/31/2012	(11.50)
53481700	AWWSC Rents CAPX	UZ	2000000073	8/31/2012	(34.51)
53481700	AWWSC Rents CAPX	UZ	2000000074	8/31/2012	(46.01)
53481700	AWWSC Rents CAPX	UZ	2000000073	8/31/2012	(11.50)
53481700	AWWSC Rents CAPX	UZ	2000000076	8/31/2012	(3.83)
53481700	AWWSC Rents CAPX	UZ	2000000074	8/31/2012	0.01
53481700	AWWSC Rents CAPX	UZ	2000000074	8/31/2012	(19.17)
53481700	AWWSC Rents CAPX	UZ	2000000074	8/31/2012	(3.83)
53481700	AWWSC Rents CAPX	UZ	2000000073	8/31/2012	(3.83)
53481700	AWWSC Rents CAPX	UZ	2000000073	8/31/2012	(8.94)
53481700	AWWSC Rents CAPX	UZ	2000000073	8/31/2012	(3.83)
53481700	AWWSC Rents CAPX	UZ	2000000073	8/31/2012	(12.72)
53481700	AWWSC Rents CAPX	UZ	2000000074	8/31/2012	(8.80)
53481700	AWWSC Rents CAPX	UZ	2000000073	8/31/2012	(11.50)
53481700	AWWSC Rents CAPX	UZ	2000000074	8/31/2012	(3.83)
53481700	AWWSC Rents CAPX	UZ	2000000076	8/31/2012	(3.83)
53481700	AWWSC Rents CAPX	UZ	2000000076	8/31/2012	(3.83)
53481700	AWWSC Rents CAPX	UZ	2000000073	8/31/2012	(15.34)
53481700	AWWSC Rents CAPX	UZ	2000000074	8/31/2012	(3.83)
53481700	AWWSC Rents CAPX	UZ	2000000074	8/31/2012	(7.67)
53481700	AWWSC Rents CAPX	UZ	2000000074	8/31/2012	(7.67)
53481700	AWWSC Rents CAPX	UZ	2000000074	8/31/2012	(7.67)
53481700	AWWSC Rents CAPX	UZ	2000000074	8/31/2012	(7.67)
53481700	AWWSC Rents CAPX	UZ	2000000076	8/31/2012	(7.67)
53481700	AWWSC Rents CAPX	UZ	2000000073	8/31/2012	(7.67)
53481700	AWWSC Rents CAPX	UZ	2000000076	8/31/2012	(10.12)
53481700	AWWSC Rents CAPX	UZ	2000000076	8/31/2012	(7.67)
53481700	AWWSC Rents CAPX	UZ	2000000074	8/31/2012	(7.67)
53481700	AWWSC Rents CAPX	UZ	2000000073	8/31/2012	(2.45)
53481700	AWWSC Rents CAPX	UZ	2000000076	8/31/2012	(6.28)
53481700	AWWSC Rents CAPX	UZ	2000000074	8/31/2012	(48.97)
53481700	AWWSC Rents CAPX	UZ	2000000076	8/31/2012	(57.76)
53481700	AWWSC Rents CAPX	UZ	2000000073	8/31/2012	(38.34)
53481700	AWWSC Rents CAPX	UZ	2000000076	8/31/2012	(3.83)
53481700	AWWSC Rents CAPX	UZ	2000000074	8/31/2012	(15.34)
53481700	AWWSC Rents CAPX	UZ	2000000073	8/31/2012	(3.83)
53481700	AWWSC Rents CAPX	UZ	2000000076	8/31/2012	(2.85)
53481700	AWWSC Rents CAPX	UZ	2000000074	8/31/2012	(13.76)
53481700	AWWSC Rents CAPX	UZ	2000000074	8/31/2012	(3.83)
53481700	AWWSC Rents CAPX	UZ	2000000076	8/31/2012	(3.83)
53481700	AWWSC Rents CAPX	UZ	2000000074	8/31/2012	(11.50)
53481700	AWWSC Rents CAPX	UZ	2000000074	8/31/2012	(34.51)
53481700	AWWSC Rents CAPX	UZ	2000000073	8/31/2012	(34.51)
53481700	AWWSC Rents CAPX	UZ	2000000073	8/31/2012	(15.34)
53481700	AWWSC Rents CAPX	UZ	2000000073	8/31/2012	(15.34)
53481700	AWWSC Rents CAPX	UZ	2000000076	8/31/2012	(15.34)
53481700	AWWSC Rents CAPX	UZ	2000000074	8/31/2012	(26.84)
53481700	AWWSC Rents CAPX	UZ	2000000076	8/31/2012	(26.84)
53481700	AWWSC Rents CAPX	UZ	2000000073	8/31/2012	(210.88)
53481700	AWWSC Rents CAPX	UZ	2000000076	8/31/2012	(141.87)
53481700	AWWSC Rents CAPX	UZ	2000000073	8/31/2012	(30.67)
53481700	AWWSC Rents CAPX	UZ	2000000074	8/31/2012	(23.21)
53481700	AWWSC Rents CAPX	UZ	2000000074	8/31/2012	(11.50)
53481700	AWWSC Rents CAPX	UZ	2000000073	8/31/2012	(23.01)
53481700	AWWSC Rents CAPX	UZ	2000000076	8/31/2012	(11.50)
53481700	AWWSC Rents CAPX	UZ	2000000074	8/31/2012	(3.83)
53481700	AWWSC Rents CAPX	UZ	2000000076	8/31/2012	(11.50)
53481700	AWWSC Rents CAPX	UZ	2000000073	8/31/2012	(11.50)
53481700	AWWSC Rents CAPX	UZ	2000000073	8/31/2012	(11.50)
53481700	AWWSC Rents CAPX	UZ	2000000076	8/31/2012	(11.50)
53481700	AWWSC Rents CAPX	UZ	2000000074	8/31/2012	(26.84)
53481700	AWWSC Rents CAPX	UZ	2000000074	8/31/2012	(65.18)
53481700	AWWSC Rents CAPX	UZ	2000000074	8/31/2012	(15.34)
53481700	AWWSC Rents CAPX	UZ	2000000073	8/31/2012	(15.34)
53481700	AWWSC Rents CAPX	UZ	2000000074	8/31/2012	(7.67)
53481700	AWWSC Rents CAPX	UZ	2000000074	8/31/2012	(7.67)
53481700	AWWSC Rents CAPX	UZ	2000000074	8/31/2012	(19.17)
53481700	AWWSC Rents CAPX	UZ	2000000074	8/31/2012	(7.67)
53481700	AWWSC Rents CAPX	UZ	2000000074	8/31/2012	(23.01)
53481700	AWWSC Rents CAPX	UZ	2000000073	8/31/2012	(7.67)
53481700	AWWSC Rents CAPX	UZ	2000000073	8/31/2012	(7.67)
53481700	AWWSC Rents CAPX	UZ	2000000076	8/31/2012	(11.50)
53481700	AWWSC Rents CAPX	UZ	2000000074	8/31/2012	(7.67)
53481700	AWWSC Rents CAPX	UZ	2000000074	8/31/2012	(15.34)

Kentucky American Water Company  
Case No. 2012-00520  
Response to PSC DR1, Item 31

Account	Description	Doc Type	Document Number	Posting Date	Amount
53481700	AWWSC Rents CAPX	UZ	2000000074	8/31/2012	(7.67)
53481700	AWWSC Rents CAPX	UZ	2000000073	8/31/2012	(3.83)
53481700	AWWSC Rents CAPX	UZ	2000000073	8/31/2012	(3.83)
53481700	AWWSC Rents CAPX	UZ	2000000073	8/31/2012	(3.83)
53481700	AWWSC Rents CAPX	UZ	2000000076	8/31/2012	(23.01)
53481700	AWWSC Rents CAPX	UZ	2000000073	8/31/2012	(11.50)
53481700	AWWSC Rents CAPX	UZ	2000000074	8/31/2012	(25.04)
53481700	AWWSC Rents CAPX	UZ	2000000074	8/31/2012	(25.04)
53481700	AWWSC Rents CAPX	UZ	2000000074	8/31/2012	(47.17)
53481700	AWWSC Rents CAPX	UZ	2000000076	8/31/2012	(10.16)
53481700	AWWSC Rents CAPX	UZ	2000000076	8/31/2012	(19.68)
53481700	AWWSC Rents CAPX	UZ	2000000074	8/31/2012	(26.26)
53481700	AWWSC Rents CAPX	UZ	2000000076	8/31/2012	(30.49)
53482100	AWWSC Oth O&M CAPX	CF	9300000595	8/31/2012	5.99
53482100	AWWSC Oth O&M CAPX	CF	9300000596	8/31/2012	0.07
53482100	AWWSC Oth O&M CAPX	CF	9300000597	8/31/2012	17.54
53482100	AWWSC Oth O&M CAPX	CF	9300000603	8/31/2012	7.52
53482100	AWWSC Oth O&M CAPX	CF	9300000611	8/31/2012	1.02
53482100	AWWSC Oth O&M CAPX	CF	9300000613	8/31/2012	7.02
53482100	AWWSC Oth O&M CAPX	CF	9300000618	8/31/2012	0.34
53482100	AWWSC Oth O&M CAPX	CF	9300000625	8/31/2012	4.41
53482100	AWWSC Oth O&M CAPX	CF	9300000627	8/31/2012	1.55
53482100	AWWSC Oth O&M CAPX	CF	9300000630	8/31/2012	0.49
53482100	AWWSC Oth O&M CAPX	CF	9300000632	8/31/2012	59.07
53482100	AWWSC Oth O&M CAPX	CF	9300000642	8/31/2012	1.71
53482100	AWWSC Oth O&M CAPX	CF	9300000645	8/31/2012	21.72
53482100	AWWSC Oth O&M CAPX	CF	9300000660	8/31/2012	4.29
53482100	AWWSC Oth O&M CAPX	CF	9300000675	8/31/2012	420.57
53482100	AWWSC Oth O&M CAPX	CF	9300000678	8/31/2012	75.06
53482100	AWWSC Oth O&M CAPX	CF	9300000679	8/31/2012	112.95
53482100	AWWSC Oth O&M CAPX	CF	9300000680	8/31/2012	42.40
53482100	AWWSC Oth O&M CAPX	CF	9300000682	8/31/2012	102.63
53482100	AWWSC Oth O&M CAPX	CF	9300000684	8/31/2012	49.22
53482100	AWWSC Oth O&M CAPX	CF	9300000689	8/31/2012	6.67
53482100	AWWSC Oth O&M CAPX	CF	9300000692	8/31/2012	0.20
53482100	AWWSC Oth O&M CAPX	CF	9300000693	8/31/2012	0.20
53482100	AWWSC Oth O&M CAPX	CF	9300000694	8/31/2012	336.21
53482100	AWWSC Oth O&M CAPX	CF	9300000695	8/31/2012	0.20
53482100	AWWSC Oth O&M CAPX	CF	9300000696	8/31/2012	165.94
53482100	AWWSC Oth O&M CAPX	CF	9300000697	8/31/2012	118.17
53482100	AWWSC Oth O&M CAPX	CF	9300000698	8/31/2012	550.23
53482100	AWWSC Oth O&M CAPX	CF	9300000699	8/31/2012	0.20
53482100	AWWSC Oth O&M CAPX	CF	9300000701	8/31/2012	28.63
53482100	AWWSC Oth O&M CAPX	CF	9300000702	8/31/2012	28.63
53482100	AWWSC Oth O&M CAPX	CF	9300000704	8/31/2012	97.93
53482100	AWWSC Oth O&M CAPX	CF	9300001014	8/31/2012	1.04
53482100	AWWSC Oth O&M CAPX	CF	9300001017	8/31/2012	0.96
53482100	AWWSC Oth O&M CAPX	CF	9300001017	8/31/2012	1.03
53482100	AWWSC Oth O&M CAPX	CF	9300001018	8/31/2012	3.91
53482100	AWWSC Oth O&M CAPX	CF	9300001019	8/31/2012	3.98
53482100	AWWSC Oth O&M CAPX	CF	9300001020	8/31/2012	2.34
53482100	AWWSC Oth O&M CAPX	CF	9300001021	8/31/2012	0.44
53482100	AWWSC Oth O&M CAPX	CF	9300001022	8/31/2012	2.52
53482100	AWWSC Oth O&M CAPX	CF	9300001023	8/31/2012	2.07
53482100	AWWSC Oth O&M CAPX	CF	9300001023	8/31/2012	0.58
53482100	AWWSC Oth O&M CAPX	CF	9300001024	8/31/2012	4.50
53482100	AWWSC Oth O&M CAPX	CF	9300001025	8/31/2012	102.56
53482100	AWWSC Oth O&M CAPX	CF	9300001028	8/31/2012	2.77
53482100	AWWSC Oth O&M CAPX	CF	9300001030	8/31/2012	0.81
53482100	AWWSC Oth O&M CAPX	CF	9300001031	8/31/2012	4.40
53482100	AWWSC Oth O&M CAPX	CF	9300001034	8/31/2012	2.62
53482100	AWWSC Oth O&M CAPX	CF	9300001034	8/31/2012	0.96
53482100	AWWSC Oth O&M CAPX	CF	9300001035	8/31/2012	2.04
53482100	AWWSC Oth O&M CAPX	CF	9300001036	8/31/2012	26.92
53482100	AWWSC Oth O&M CAPX	CF	9300001036	8/31/2012	2.60
53482100	AWWSC Oth O&M CAPX	CF	9300001038	8/31/2012	5.58
53482100	AWWSC Oth O&M CAPX	CF	9300001039	8/31/2012	2.51
53482100	AWWSC Oth O&M CAPX	CF	9300001040	8/31/2012	1.74
53482100	AWWSC Oth O&M CAPX	CF	9300001044	8/31/2012	1.02
53482100	AWWSC Oth O&M CAPX	CF	9300001044	8/31/2012	9.86
53482100	AWWSC Oth O&M CAPX	CF	9300001047	8/31/2012	1.03
53482100	AWWSC Oth O&M CAPX	CF	9300001048	8/31/2012	5.31
53482100	AWWSC Oth O&M CAPX	CF	9300001050	8/31/2012	1.99
53482100	AWWSC Oth O&M CAPX	CF	9300001052	8/31/2012	5.02
53482100	AWWSC Oth O&M CAPX	CF	9300001053	8/31/2012	0.10
53482100	AWWSC Oth O&M CAPX	CF	9300001053	8/31/2012	0.32
53482100	AWWSC Oth O&M CAPX	CF	9300001054	8/31/2012	0.09

Kentucky American Water Company  
Case No. 2012-00520  
Response to PSC DR1, Item 31

Account	Description	Doc Type	Document Number	Posting Date	Amount
53482100	AWWSC Oth O&M CAPX	CF	9300001056	8/31/2012	0.21
53482100	AWWSC Oth O&M CAPX	CF	9300001056	8/31/2012	0.23
53482100	AWWSC Oth O&M CAPX	CF	9300001056	8/31/2012	0.18
53482100	AWWSC Oth O&M CAPX	CF	9300001057	8/31/2012	10.56
53482100	AWWSC Oth O&M CAPX	CF	9300001057	8/31/2012	81.09
53482100	AWWSC Oth O&M CAPX	CF	9300001058	8/31/2012	26.19
53482100	AWWSC Oth O&M CAPX	CF	9300001058	8/31/2012	201.11
53482100	AWWSC Oth O&M CAPX	CF	9300001059	8/31/2012	4.17
53482100	AWWSC Oth O&M CAPX	CF	9300001059	8/31/2012	2.57
53482100	AWWSC Oth O&M CAPX	CF	9300001059	8/31/2012	32.00
53482100	AWWSC Oth O&M CAPX	CF	9300001059	8/31/2012	19.71
53482100	AWWSC Oth O&M CAPX	CF	9300001060	8/31/2012	7.55
53482100	AWWSC Oth O&M CAPX	CF	9300001060	8/31/2012	3.44
53482100	AWWSC Oth O&M CAPX	CF	9300001060	8/31/2012	57.96
53482100	AWWSC Oth O&M CAPX	CF	9300001060	8/31/2012	26.43
53482100	AWWSC Oth O&M CAPX	CF	9300001061	8/31/2012	5.53
53482100	AWWSC Oth O&M CAPX	CF	9300001061	8/31/2012	42.44
53482100	AWWSC Oth O&M CAPX	CF	9300001061	8/31/2012	0.02
53482100	AWWSC Oth O&M CAPX	CF	9300001061	8/31/2012	0.01
53482100	AWWSC Oth O&M CAPX	CF	9300001062	8/31/2012	0.01
53482100	AWWSC Oth O&M CAPX	CF	9300001062	8/31/2012	0.09
53482100	AWWSC Oth O&M CAPX	CF	9300001062	8/31/2012	0.10
53482100	AWWSC Oth O&M CAPX	CF	9300001062	8/31/2012	0.03
53482100	AWWSC Oth O&M CAPX	CF	9300001062	8/31/2012	0.99
53482100	AWWSC Oth O&M CAPX	CF	9300001062	8/31/2012	0.02
53482100	AWWSC Oth O&M CAPX	CF	9300001063	8/31/2012	0.02
53482100	AWWSC Oth O&M CAPX	CF	9300001063	8/31/2012	0.05
53482100	AWWSC Oth O&M CAPX	CF	9300001063	8/31/2012	2.21
53482100	AWWSC Oth O&M CAPX	CF	9300001063	8/31/2012	52.62
53482100	AWWSC Oth O&M CAPX	CF	9300001064	8/31/2012	0.04
53482100	AWWSC Oth O&M CAPX	CF	9300001064	8/31/2012	0.11
53482100	AWWSC Oth O&M CAPX	CF	9300001065	8/31/2012	52.25
53482100	AWWSC Oth O&M CAPX	CF	9300001066	8/31/2012	0.29
53482100	AWWSC Oth O&M CAPX	CF	9300001067	8/31/2012	1.54
53482100	AWWSC Oth O&M CAPX	CF	9300001069	8/31/2012	0.32
53482100	AWWSC Oth O&M CAPX	CF	9300001071	8/31/2012	203.62
53482100	AWWSC Oth O&M CAPX	CF	9300001074	8/31/2012	20.48
53482100	AWWSC Oth O&M CAPX	CF	9300001076	8/31/2012	0.68
53482100	AWWSC Oth O&M CAPX	CF	9300001077	8/31/2012	0.12
53482100	AWWSC Oth O&M CAPX	CF	9300001078	8/31/2012	0.97
53482100	AWWSC Oth O&M CAPX	CF	9300001081	8/31/2012	0.53
53482100	AWWSC Oth O&M CAPX	CF	9300001081	8/31/2012	27.16
53482100	AWWSC Oth O&M CAPX	CF	9300001083	8/31/2012	3.94
53482100	AWWSC Oth O&M CAPX	CF	9300001083	8/31/2012	72.25
53482100	AWWSC Oth O&M CAPX	CF	9300001085	8/31/2012	1.27
53482100	AWWSC Oth O&M CAPX	CF	9300001087	8/31/2012	36.61
53482100	AWWSC Oth O&M CAPX	CF	9300001087	8/31/2012	0.31
53482100	AWWSC Oth O&M CAPX	CF	9300001089	8/31/2012	5.64
53482100	AWWSC Oth O&M CAPX	CF	9300001091	8/31/2012	0.77
53482100	AWWSC Oth O&M CAPX	CF	9300001093	8/31/2012	0.52
53482100	AWWSC Oth O&M CAPX	CF	9300001095	8/31/2012	194.81
53482100	AWWSC Oth O&M CAPX	CF	9300001098	8/31/2012	0.78
53482100	AWWSC Oth O&M CAPX	CF	9300001099	8/31/2012	0.66
53482100	AWWSC Oth O&M CAPX	CF	9300001104	8/31/2012	130.72
53482100	AWWSC Oth O&M CAPX	CF	9300001109	8/31/2012	53.06
53482100	AWWSC Oth O&M CAPX	CF	9300001117	8/31/2012	100.31
53482100	AWWSC Oth O&M CAPX	CF	9300001131	8/31/2012	2,857.40
53482100	AWWSC Oth O&M CAPX	CF	9300001145	8/31/2012	93.83
53482100	AWWSC Oth O&M CAPX	CF	9300001153	8/31/2012	209.01
53482100	AWWSC Oth O&M CAPX	CF	9300001155	8/31/2012	116.72
53482100	AWWSC Oth O&M CAPX	CF	9300001162	8/31/2012	15.54
53482100	AWWSC Oth O&M CAPX	CF	9300001162	8/31/2012	27.56
53482100	AWWSC Oth O&M CAPX	CF	9300001162	8/31/2012	25.28
53482100	AWWSC Oth O&M CAPX	CF	9300001162	8/31/2012	2.23
53482100	AWWSC Oth O&M CAPX	CF	9300001163	8/31/2012	27.48
53482100	AWWSC Oth O&M CAPX	CF	9300001163	8/31/2012	15.65
53482100	AWWSC Oth O&M CAPX	CF	9300001164	8/31/2012	49.39
53482100	AWWSC Oth O&M CAPX	CF	9300001164	8/31/2012	18.48
53482100	AWWSC Oth O&M CAPX	CF	9300001164	8/31/2012	117.86
53482100	AWWSC Oth O&M CAPX	UT	9300001188	8/31/2012	(354.59)
53482100	AWWSC Oth O&M CAPX	UZ	2000000074	8/31/2012	(460.74)
53482100	AWWSC Oth O&M CAPX	UZ	2000000068	8/31/2012	(550.23)
53482100	AWWSC Oth O&M CAPX	UZ	2000000074	8/31/2012	(27.80)
53482100	AWWSC Oth O&M CAPX	UZ	2000000067	8/31/2012	(118.17)
53482100	AWWSC Oth O&M CAPX	UZ	2000000074	8/31/2012	(9.26)
53482100	AWWSC Oth O&M CAPX	UZ	2000000068	8/31/2012	(97.93)
53482100	AWWSC Oth O&M CAPX	UZ	2000000076	8/31/2012	(18.55)



Kentucky American Water Company  
Case No. 2012-00520  
Response to PSC DR1, Item 31

Account	Description	Doc Type	Document Number	Posting Date	Amount
53482100	AWWSC Oth O&M CAPX	UZ	200000067	8/31/2012	(165.94)
53482100	AWWSC Oth O&M CAPX	UZ	200000073	8/31/2012	(9.26)
53482100	AWWSC Oth O&M CAPX	UZ	200000068	8/31/2012	(0.20)
53482100	AWWSC Oth O&M CAPX	UZ	200000074	8/31/2012	(18.55)
53482100	AWWSC Oth O&M CAPX	UZ	200000068	8/31/2012	(336.41)
53482100	AWWSC Oth O&M CAPX	UZ	200000073	8/31/2012	(9.26)
53482100	AWWSC Oth O&M CAPX	UZ	200000067	8/31/2012	(0.20)
53482100	AWWSC Oth O&M CAPX	UZ	200000074	8/31/2012	(27.80)
53482100	AWWSC Oth O&M CAPX	UZ	200000067	8/31/2012	(28.63)
53482100	AWWSC Oth O&M CAPX	UZ	200000073	8/31/2012	(27.80)
53482100	AWWSC Oth O&M CAPX	UZ	200000068	8/31/2012	(28.63)
53482100	AWWSC Oth O&M CAPX	UZ	200000073	8/31/2012	(27.80)
53482100	AWWSC Oth O&M CAPX	UZ	200000067	8/31/2012	(27.80)
53482100	AWWSC Oth O&M CAPX	UZ	200000067	8/31/2012	(49.22)
53482100	AWWSC Oth O&M CAPX	UZ	200000074	8/31/2012	(83.47)
53482100	AWWSC Oth O&M CAPX	UZ	200000068	8/31/2012	(42.40)
53482100	AWWSC Oth O&M CAPX	UZ	200000073	8/31/2012	(111.32)
53482100	AWWSC Oth O&M CAPX	UZ	200000068	8/31/2012	(0.20)
53482100	AWWSC Oth O&M CAPX	UZ	200000076	8/31/2012	(27.80)
53482100	AWWSC Oth O&M CAPX	UZ	200000068	8/31/2012	(102.63)
53482100	AWWSC Oth O&M CAPX	UZ	200000076	8/31/2012	(9.26)
53482100	AWWSC Oth O&M CAPX	UZ	200000068	8/31/2012	(188.01)
53482100	AWWSC Oth O&M CAPX	UZ	200000068	8/31/2012	(6.67)
53482100	AWWSC Oth O&M CAPX	UZ	200000074	8/31/2012	(102.69)
53482100	AWWSC Oth O&M CAPX	UZ	200000074	8/31/2012	(9.26)
53482100	AWWSC Oth O&M CAPX	UZ	200000067	8/31/2012	(420.57)
53482100	AWWSC Oth O&M CAPX	UZ	200000074	8/31/2012	(9.26)
53482100	AWWSC Oth O&M CAPX	UZ	200000074	8/31/2012	(9.52)
53482100	AWWSC Oth O&M CAPX	UZ	200000073	8/31/2012	(9.26)
53482100	AWWSC Oth O&M CAPX	UZ	200000074	8/31/2012	(46.75)
53482100	AWWSC Oth O&M CAPX	UZ	200000074	8/31/2012	(19.05)
53482100	AWWSC Oth O&M CAPX	UZ	200000076	8/31/2012	(27.80)
53482100	AWWSC Oth O&M CAPX	UZ	200000074	8/31/2012	(9.26)
53482100	AWWSC Oth O&M CAPX	UZ	200000076	8/31/2012	(9.26)
53482100	AWWSC Oth O&M CAPX	UZ	200000074	8/31/2012	(9.26)
53482100	AWWSC Oth O&M CAPX	UZ	200000067	8/31/2012	(4.29)
53482100	AWWSC Oth O&M CAPX	UZ	200000074	8/31/2012	(37.11)
53482100	AWWSC Oth O&M CAPX	UZ	200000074	8/31/2012	(9.26)
53482100	AWWSC Oth O&M CAPX	UZ	200000074	8/31/2012	(18.55)
53482100	AWWSC Oth O&M CAPX	UZ	200000074	8/31/2012	(18.55)
53482100	AWWSC Oth O&M CAPX	UZ	200000076	8/31/2012	(18.55)
53482100	AWWSC Oth O&M CAPX	UZ	200000073	8/31/2012	(18.55)
53482100	AWWSC Oth O&M CAPX	UZ	200000074	8/31/2012	(18.55)
53482100	AWWSC Oth O&M CAPX	UZ	200000074	8/31/2012	(18.55)
53482100	AWWSC Oth O&M CAPX	UZ	200000068	8/31/2012	(21.72)
53482100	AWWSC Oth O&M CAPX	UZ	200000074	8/31/2012	(56.48)
53482100	AWWSC Oth O&M CAPX	UZ	200000068	8/31/2012	(1.71)
53482100	AWWSC Oth O&M CAPX	UZ	200000073	8/31/2012	(18.55)
53482100	AWWSC Oth O&M CAPX	UZ	200000073	8/31/2012	(18.55)
53482100	AWWSC Oth O&M CAPX	UZ	200000073	8/31/2012	(37.93)
53482100	AWWSC Oth O&M CAPX	UZ	200000074	8/31/2012	(47.19)
53482100	AWWSC Oth O&M CAPX	UZ	200000076	8/31/2012	(105.10)
53482100	AWWSC Oth O&M CAPX	UZ	200000068	8/31/2012	(59.07)
53482100	AWWSC Oth O&M CAPX	UZ	200000074	8/31/2012	(124.14)
53482100	AWWSC Oth O&M CAPX	UZ	200000067	8/31/2012	(0.49)
53482100	AWWSC Oth O&M CAPX	UZ	200000074	8/31/2012	(92.76)
53482100	AWWSC Oth O&M CAPX	UZ	200000074	8/31/2012	(9.26)
53482100	AWWSC Oth O&M CAPX	UZ	200000068	8/31/2012	(4.41)
53482100	AWWSC Oth O&M CAPX	UZ	200000074	8/31/2012	(37.11)
53482100	AWWSC Oth O&M CAPX	UZ	200000076	8/31/2012	(9.26)
53482100	AWWSC Oth O&M CAPX	UZ	200000067	8/31/2012	(1.55)
53482100	AWWSC Oth O&M CAPX	UZ	200000076	8/31/2012	(4.89)
53482100	AWWSC Oth O&M CAPX	UZ	200000074	8/31/2012	(28.82)
53482100	AWWSC Oth O&M CAPX	UZ	200000076	8/31/2012	(9.26)
53482100	AWWSC Oth O&M CAPX	UZ	200000076	8/31/2012	(9.26)
53482100	AWWSC Oth O&M CAPX	UZ	200000067	8/31/2012	(0.34)
53482100	AWWSC Oth O&M CAPX	UZ	200000074	8/31/2012	(27.80)
53482100	AWWSC Oth O&M CAPX	UZ	200000074	8/31/2012	(83.47)
53482100	AWWSC Oth O&M CAPX	UZ	200000076	8/31/2012	(83.47)
53482100	AWWSC Oth O&M CAPX	UZ	200000067	8/31/2012	(7.02)
53482100	AWWSC Oth O&M CAPX	UZ	200000074	8/31/2012	(37.11)
53482100	AWWSC Oth O&M CAPX	UZ	200000068	8/31/2012	(1.02)
53482100	AWWSC Oth O&M CAPX	UZ	200000074	8/31/2012	(37.11)
53482100	AWWSC Oth O&M CAPX	UZ	200000073	8/31/2012	(37.11)
53482100	AWWSC Oth O&M CAPX	UZ	200000073	8/31/2012	(37.11)
53482100	AWWSC Oth O&M CAPX	UZ	200000068	8/31/2012	(7.52)
53482100	AWWSC Oth O&M CAPX	UZ	200000074	8/31/2012	(64.92)
53482100	AWWSC Oth O&M CAPX	UZ	200000076	8/31/2012	(64.92)

Kentucky American Water Company  
Case No. 2012-00520  
Response to PSC DR1, Item 31

Account	Description	Doc Type	Document Number	Posting Date	Amount
53482100	AWWSC Oth O&M CAPX	UZ	2000000068	8/31/2012	(17.61)
53482100	AWWSC Oth O&M CAPX	UZ	2000000073	8/31/2012	(510.17)
53482100	AWWSC Oth O&M CAPX	UZ	2000000067	8/31/2012	(5.99)
53482100	AWWSC Oth O&M CAPX	UZ	2000000076	8/31/2012	(343.19)
53482100	AWWSC Oth O&M CAPX	UZ	2000000073	8/31/2012	(74.20)
53482100	AWWSC Oth O&M CAPX	UZ	2000000073	8/31/2012	(360.09)
53482100	AWWSC Oth O&M CAPX	UZ	2000000074	8/31/2012	(27.80)
53482100	AWWSC Oth O&M CAPX	UZ	2000000076	8/31/2012	(55.65)
53482100	AWWSC Oth O&M CAPX	UZ	2000000074	8/31/2012	(27.80)
53482100	AWWSC Oth O&M CAPX	UZ	2000000074	8/31/2012	(9.26)
53482100	AWWSC Oth O&M CAPX	UZ	2000000074	8/31/2012	(27.80)
53482100	AWWSC Oth O&M CAPX	UZ	2000000073	8/31/2012	(27.80)
53482100	AWWSC Oth O&M CAPX	UZ	2000000074	8/31/2012	(27.80)
53482100	AWWSC Oth O&M CAPX	UZ	2000000076	8/31/2012	(27.80)
53482100	AWWSC Oth O&M CAPX	UZ	2000000074	8/31/2012	(64.92)
53482100	AWWSC Oth O&M CAPX	UZ	2000000074	8/31/2012	(157.69)
53482100	AWWSC Oth O&M CAPX	UZ	2000000074	8/31/2012	(37.11)
53482100	AWWSC Oth O&M CAPX	UZ	2000000074	8/31/2012	(37.11)
53482100	AWWSC Oth O&M CAPX	UZ	2000000073	8/31/2012	(18.55)
53482100	AWWSC Oth O&M CAPX	UZ	2000000076	8/31/2012	(18.55)
53482100	AWWSC Oth O&M CAPX	UZ	2000000074	8/31/2012	(46.37)
53482100	AWWSC Oth O&M CAPX	UZ	2000000076	8/31/2012	(18.55)
53482100	AWWSC Oth O&M CAPX	UZ	2000000074	8/31/2012	(55.65)
53482100	AWWSC Oth O&M CAPX	UZ	2000000076	8/31/2012	(18.55)
53482100	AWWSC Oth O&M CAPX	UZ	2000000074	8/31/2012	(18.55)
53482100	AWWSC Oth O&M CAPX	UZ	2000000076	8/31/2012	(27.80)
53482100	AWWSC Oth O&M CAPX	UZ	2000000073	8/31/2012	(18.55)
53482100	AWWSC Oth O&M CAPX	UZ	2000000074	8/31/2012	(37.11)
53482100	AWWSC Oth O&M CAPX	UZ	2000000076	8/31/2012	(18.55)
53482100	AWWSC Oth O&M CAPX	UZ	2000000074	8/31/2012	(9.26)
53482100	AWWSC Oth O&M CAPX	UZ	2000000076	8/31/2012	(9.26)
53482100	AWWSC Oth O&M CAPX	UZ	2000000073	8/31/2012	(9.26)
53482100	AWWSC Oth O&M CAPX	UZ	2000000074	8/31/2012	(55.65)
53482100	AWWSC Oth O&M CAPX	UZ	2000000076	8/31/2012	(27.80)
53482100	AWWSC Oth O&M CAPX	UZ	2000000074	8/31/2012	(26.65)
53482100	AWWSC Oth O&M CAPX	UZ	2000000076	8/31/2012	(26.65)
53482100	AWWSC Oth O&M CAPX	UZ	2000000074	8/31/2012	(85.52)
53482100	AWWSC Oth O&M CAPX	UZ	2000000074	8/31/2012	(28.47)
53482100	AWWSC Oth O&M CAPX	UZ	2000000074	8/31/2012	(20.96)
53482100	AWWSC Oth O&M CAPX	UZ	2000000073	8/31/2012	(45.60)
53482100	AWWSC Oth O&M CAPX	UZ	2000000076	8/31/2012	(85.42)
53482200	AWWSC Dpr/Amrt CAPX	CF	9300001022	8/31/2012	6.60
53482200	AWWSC Dpr/Amrt CAPX	CF	9300001025	8/31/2012	223.51
53482200	AWWSC Dpr/Amrt CAPX	CF	9300001036	8/31/2012	1.85
53482200	AWWSC Dpr/Amrt CAPX	CF	9300001049	8/31/2012	2.27
53482200	AWWSC Dpr/Amrt CAPX	CF	9300001056	8/31/2012	3.06
53482200	AWWSC Dpr/Amrt CAPX	CF	9300001059	8/31/2012	10.01
53482200	AWWSC Dpr/Amrt CAPX	CF	9300001059	8/31/2012	1.54
53482200	AWWSC Dpr/Amrt CAPX	CF	9300001059	8/31/2012	76.87
53482200	AWWSC Dpr/Amrt CAPX	CF	9300001059	8/31/2012	11.83
53482200	AWWSC Dpr/Amrt CAPX	CF	9300001060	8/31/2012	35.82
53482200	AWWSC Dpr/Amrt CAPX	CF	9300001060	8/31/2012	275.06
53482200	AWWSC Dpr/Amrt CAPX	CF	9300001061	8/31/2012	6.13
53482200	AWWSC Dpr/Amrt CAPX	CF	9300001061	8/31/2012	47.09
53482200	AWWSC Dpr/Amrt CAPX	CF	9300001061	8/31/2012	0.40
53482200	AWWSC Dpr/Amrt CAPX	CF	9300001063	8/31/2012	1.90
53482200	AWWSC Dpr/Amrt CAPX	CF	9300001063	8/31/2012	9.89
53482200	AWWSC Dpr/Amrt CAPX	CF	9300001063	8/31/2012	0.04
53482200	AWWSC Dpr/Amrt CAPX	CF	9300001063	8/31/2012	9.48
53482200	AWWSC Dpr/Amrt CAPX	CF	9300001065	8/31/2012	63.42
53482200	AWWSC Dpr/Amrt CAPX	CF	9300001074	8/31/2012	940.18
53482200	AWWSC Dpr/Amrt CAPX	CF	9300001080	8/31/2012	75.57
53482200	AWWSC Dpr/Amrt CAPX	CF	9300001136	8/31/2012	354.09
53482200	AWWSC Dpr/Amrt CAPX	CF	9300001164	8/31/2012	260.20
53482200	AWWSC Dpr/Amrt CAPX	UT	9300001188	8/31/2012	(309.46)
53482200	AWWSC Dpr/Amrt CAPX	UZ	2000000074	8/31/2012	(410.85)
53482200	AWWSC Dpr/Amrt CAPX	UZ	2000000073	8/31/2012	(2.77)
53482200	AWWSC Dpr/Amrt CAPX	UZ	2000000076	8/31/2012	(0.92)
53482200	AWWSC Dpr/Amrt CAPX	UZ	2000000073	8/31/2012	(1.84)
53482200	AWWSC Dpr/Amrt CAPX	UZ	2000000076	8/31/2012	(0.92)
53482200	AWWSC Dpr/Amrt CAPX	UZ	2000000076	8/31/2012	(1.84)
53482200	AWWSC Dpr/Amrt CAPX	UZ	2000000073	8/31/2012	(0.92)
53482200	AWWSC Dpr/Amrt CAPX	UZ	2000000074	8/31/2012	(2.77)
53482200	AWWSC Dpr/Amrt CAPX	UZ	2000000076	8/31/2012	(2.77)
53482200	AWWSC Dpr/Amrt CAPX	UZ	2000000073	8/31/2012	(2.77)
53482200	AWWSC Dpr/Amrt CAPX	UZ	2000000074	8/31/2012	(8.30)
53482200	AWWSC Dpr/Amrt CAPX	UZ	2000000074	8/31/2012	(11.07)

Kentucky American Water Company  
Case No. 2012-00520  
Response to PSC DR1, Item 31

Account	Description	Doc Type	Document Number	Posting Date	Amount
53482200	AWWSC Dpr/Amrt CAPX	UZ	2000000073	8/31/2012	(2.77)
53482200	AWWSC Dpr/Amrt CAPX	UZ	2000000074	8/31/2012	(0.92)
53482200	AWWSC Dpr/Amrt CAPX	UZ	2000000073	8/31/2012	(26.32)
53482200	AWWSC Dpr/Amrt CAPX	UZ	2000000074	8/31/2012	(0.92)
53482200	AWWSC Dpr/Amrt CAPX	UZ	2000000073	8/31/2012	(0.92)
53482200	AWWSC Dpr/Amrt CAPX	UZ	2000000073	8/31/2012	(11.37)
53482200	AWWSC Dpr/Amrt CAPX	UZ	2000000074	8/31/2012	(0.92)
53482200	AWWSC Dpr/Amrt CAPX	UZ	2000000076	8/31/2012	(35.47)
53482200	AWWSC Dpr/Amrt CAPX	UZ	2000000074	8/31/2012	(2.03)
53482200	AWWSC Dpr/Amrt CAPX	UZ	2000000073	8/31/2012	(2.77)
53482200	AWWSC Dpr/Amrt CAPX	UZ	2000000076	8/31/2012	(0.92)
53482200	AWWSC Dpr/Amrt CAPX	UZ	2000000073	8/31/2012	(0.92)
53482200	AWWSC Dpr/Amrt CAPX	UZ	2000000074	8/31/2012	(0.92)
53482200	AWWSC Dpr/Amrt CAPX	UZ	2000000076	8/31/2012	(3.69)
53482200	AWWSC Dpr/Amrt CAPX	UZ	2000000074	8/31/2012	(0.92)
53482200	AWWSC Dpr/Amrt CAPX	UZ	2000000073	8/31/2012	(1.84)
53482200	AWWSC Dpr/Amrt CAPX	UZ	2000000074	8/31/2012	(1.84)
53482200	AWWSC Dpr/Amrt CAPX	UZ	2000000073	8/31/2012	(1.84)
53482200	AWWSC Dpr/Amrt CAPX	UZ	2000000074	8/31/2012	(1.84)
53482200	AWWSC Dpr/Amrt CAPX	UZ	2000000074	8/31/2012	(1.84)
53482200	AWWSC Dpr/Amrt CAPX	UZ	2000000073	8/31/2012	(67.24)
53482200	AWWSC Dpr/Amrt CAPX	UZ	2000000073	8/31/2012	(1.84)
53482200	AWWSC Dpr/Amrt CAPX	UZ	2000000076	8/31/2012	(1.84)
53482200	AWWSC Dpr/Amrt CAPX	UZ	2000000074	8/31/2012	(65.40)
53482200	AWWSC Dpr/Amrt CAPX	UZ	2000000073	8/31/2012	(66.32)
53482200	AWWSC Dpr/Amrt CAPX	UZ	2000000074	8/31/2012	(11.30)
53482200	AWWSC Dpr/Amrt CAPX	UZ	2000000074	8/31/2012	(13.33)
53482200	AWWSC Dpr/Amrt CAPX	UZ	2000000074	8/31/2012	(9.22)
53482200	AWWSC Dpr/Amrt CAPX	UZ	2000000076	8/31/2012	(0.92)
53482200	AWWSC Dpr/Amrt CAPX	UZ	2000000076	8/31/2012	(3.69)
53482200	AWWSC Dpr/Amrt CAPX	UZ	2000000074	8/31/2012	(0.92)
53482200	AWWSC Dpr/Amrt CAPX	UZ	2000000074	8/31/2012	(4.24)
53482200	AWWSC Dpr/Amrt CAPX	UZ	2000000076	8/31/2012	(3.15)
53482200	AWWSC Dpr/Amrt CAPX	UZ	2000000074	8/31/2012	(0.92)
53482200	AWWSC Dpr/Amrt CAPX	UZ	2000000073	8/31/2012	(2.77)
53482200	AWWSC Dpr/Amrt CAPX	UZ	2000000073	8/31/2012	(8.30)
53482200	AWWSC Dpr/Amrt CAPX	UZ	2000000073	8/31/2012	(8.30)
53482200	AWWSC Dpr/Amrt CAPX	UZ	2000000074	8/31/2012	(3.69)
53482200	AWWSC Dpr/Amrt CAPX	UZ	2000000074	8/31/2012	(3.69)
53482200	AWWSC Dpr/Amrt CAPX	UZ	2000000073	8/31/2012	(3.69)
53482200	AWWSC Dpr/Amrt CAPX	UZ	2000000074	8/31/2012	(3.69)
53482200	AWWSC Dpr/Amrt CAPX	UZ	2000000073	8/31/2012	(6.46)
53482200	AWWSC Dpr/Amrt CAPX	UZ	2000000076	8/31/2012	(6.46)
53482200	AWWSC Dpr/Amrt CAPX	UZ	2000000074	8/31/2012	(50.73)
53482200	AWWSC Dpr/Amrt CAPX	UZ	2000000076	8/31/2012	(34.12)
53482200	AWWSC Dpr/Amrt CAPX	UZ	2000000076	8/31/2012	(7.38)
53482200	AWWSC Dpr/Amrt CAPX	UZ	2000000073	8/31/2012	(621.36)
53482200	AWWSC Dpr/Amrt CAPX	UZ	2000000073	8/31/2012	(2.77)
53482200	AWWSC Dpr/Amrt CAPX	UZ	2000000073	8/31/2012	(5.53)
53482200	AWWSC Dpr/Amrt CAPX	UZ	2000000074	8/31/2012	(2.77)
53482200	AWWSC Dpr/Amrt CAPX	UZ	2000000074	8/31/2012	(0.92)
53482200	AWWSC Dpr/Amrt CAPX	UZ	2000000074	8/31/2012	(2.77)
53482200	AWWSC Dpr/Amrt CAPX	UZ	2000000074	8/31/2012	(2.77)
53482200	AWWSC Dpr/Amrt CAPX	UZ	2000000073	8/31/2012	(2.77)
53482200	AWWSC Dpr/Amrt CAPX	UZ	2000000073	8/31/2012	(2.77)
53482200	AWWSC Dpr/Amrt CAPX	UZ	2000000074	8/31/2012	(6.46)
53482200	AWWSC Dpr/Amrt CAPX	UZ	2000000076	8/31/2012	(15.68)
53482200	AWWSC Dpr/Amrt CAPX	UZ	2000000076	8/31/2012	(3.69)
53482200	AWWSC Dpr/Amrt CAPX	UZ	2000000076	8/31/2012	(3.69)
53482200	AWWSC Dpr/Amrt CAPX	UZ	2000000073	8/31/2012	(1.84)
53482200	AWWSC Dpr/Amrt CAPX	UZ	2000000074	8/31/2012	(1.84)
53482200	AWWSC Dpr/Amrt CAPX	UZ	2000000074	8/31/2012	(4.61)
53482200	AWWSC Dpr/Amrt CAPX	UZ	2000000076	8/31/2012	(1.84)
53482200	AWWSC Dpr/Amrt CAPX	UZ	2000000076	8/31/2012	(5.53)
53482200	AWWSC Dpr/Amrt CAPX	UZ	2000000073	8/31/2012	(1.84)
53482200	AWWSC Dpr/Amrt CAPX	UZ	2000000075	8/31/2012	(2.77)
53482200	AWWSC Dpr/Amrt CAPX	UZ	2000000073	8/31/2012	(1.84)
53482200	AWWSC Dpr/Amrt CAPX	UZ	2000000074	8/31/2012	(3.69)
53482200	AWWSC Dpr/Amrt CAPX	UZ	2000000073	8/31/2012	(1.84)
53482200	AWWSC Dpr/Amrt CAPX	UZ	2000000073	8/31/2012	(0.92)
53482200	AWWSC Dpr/Amrt CAPX	UZ	2000000074	8/31/2012	(0.92)
53482200	AWWSC Dpr/Amrt CAPX	UZ	2000000074	8/31/2012	(0.92)
53482200	AWWSC Dpr/Amrt CAPX	UZ	2000000076	8/31/2012	(5.53)
53482200	AWWSC Dpr/Amrt CAPX	UZ	2000000074	8/31/2012	(2.77)

Kentucky American Water Company  
Case No. 2012-00520  
Response to PSC DR1, Item 31

Account	Description	Doc Type	Document Number	Posting Date	Amount
53482200	AWWSC Dpr/Amrt CAPX	UZ	2000000076	8/31/2012	(31.84)
53482200	AWWSC Dpr/Amrt CAPX	UZ	2000000074	8/31/2012	(31.84)
53482200	AWWSC Dpr/Amrt CAPX	UZ	2000000074	8/31/2012	(122.25)
53482200	AWWSC Dpr/Amrt CAPX	UZ	2000000073	8/31/2012	(44.07)
53482200	AWWSC Dpr/Amrt CAPX	UZ	2000000076	8/31/2012	(25.01)
53482200	AWWSC Dpr/Amrt CAPX	UZ	2000000074	8/31/2012	(64.54)
53482200	AWWSC Dpr/Amrt CAPX	UZ	2000000074	8/31/2012	(132.22)
53482300	AWWSC Gen Tax CAPX	CF	9300000533	8/31/2012	37.62
53482300	AWWSC Gen Tax CAPX	CF	9300000534	8/31/2012	148.05
53482300	AWWSC Gen Tax CAPX	CF	9300000535	8/31/2012	30.76
53482300	AWWSC Gen Tax CAPX	CF	9300000536	8/31/2012	5.47
53482300	AWWSC Gen Tax CAPX	CF	9300000537	8/31/2012	18.46
53482300	AWWSC Gen Tax CAPX	CF	9300000538	8/31/2012	28.87
53482300	AWWSC Gen Tax CAPX	CF	9300000539	8/31/2012	25.04
53482300	AWWSC Gen Tax CAPX	CF	9300000540	8/31/2012	28.47
53482300	AWWSC Gen Tax CAPX	CF	9300000541	8/31/2012	3.95
53482300	AWWSC Gen Tax CAPX	CF	9300000542	8/31/2012	9.09
53482300	AWWSC Gen Tax CAPX	CF	9300000543	8/31/2012	16.67
53482300	AWWSC Gen Tax CAPX	CF	9300000544	8/31/2012	16.66
53482300	AWWSC Gen Tax CAPX	CF	9300000545	8/31/2012	8.59
53482300	AWWSC Gen Tax CAPX	CF	9300000546	8/31/2012	14.10
53482300	AWWSC Gen Tax CAPX	CF	9300000547	8/31/2012	15.31
53482300	AWWSC Gen Tax CAPX	CF	9300000548	8/31/2012	48.89
53482300	AWWSC Gen Tax CAPX	CF	9300000549	8/31/2012	14.41
53482300	AWWSC Gen Tax CAPX	CF	9300000552	8/31/2012	36.09
53482300	AWWSC Gen Tax CAPX	CF	9300000553	8/31/2012	34.57
53482300	AWWSC Gen Tax CAPX	CF	9300000554	8/31/2012	36.16
53482300	AWWSC Gen Tax CAPX	CF	9300000555	8/31/2012	5.66
53482300	AWWSC Gen Tax CAPX	CF	9300000556	8/31/2012	29.68
53482300	AWWSC Gen Tax CAPX	CF	9300000557	8/31/2012	29.52
53482300	AWWSC Gen Tax CAPX	CF	9300000558	8/31/2012	119.95
53482300	AWWSC Gen Tax CAPX	CF	9300000559	8/31/2012	70.48
53482300	AWWSC Gen Tax CAPX	CF	9300000560	8/31/2012	29.33
53482300	AWWSC Gen Tax CAPX	CF	9300000561	8/31/2012	24.44
53482300	AWWSC Gen Tax CAPX	CF	9300000562	8/31/2012	23.45
53482300	AWWSC Gen Tax CAPX	CF	9300000563	8/31/2012	23.57
53482300	AWWSC Gen Tax CAPX	CF	9300000564	8/31/2012	5.65
53482300	AWWSC Gen Tax CAPX	CF	9300000565	8/31/2012	2.08
53482300	AWWSC Gen Tax CAPX	CF	9300000566	8/31/2012	13.02
53482300	AWWSC Gen Tax CAPX	CF	9300000567	8/31/2012	24.31
53482300	AWWSC Gen Tax CAPX	CF	9300000573	8/31/2012	30.63
53482300	AWWSC Gen Tax CAPX	CF	9300000583	8/31/2012	4.43
53482300	AWWSC Gen Tax CAPX	CF	9300000585	8/31/2012	4.43
53482300	AWWSC Gen Tax CAPX	CF	9300000594	8/31/2012	71.85
53482300	AWWSC Gen Tax CAPX	CF	9300000595	8/31/2012	278.99
53482300	AWWSC Gen Tax CAPX	CF	9300000597	8/31/2012	543.83
53482300	AWWSC Gen Tax CAPX	CF	9300000598	8/31/2012	48.01
53482300	AWWSC Gen Tax CAPX	CF	9300000599	8/31/2012	0.09
53482300	AWWSC Gen Tax CAPX	CF	9300000600	8/31/2012	0.31
53482300	AWWSC Gen Tax CAPX	CF	9300000601	8/31/2012	2.94
53482300	AWWSC Gen Tax CAPX	CF	9300000602	8/31/2012	1.73
53482300	AWWSC Gen Tax CAPX	CF	9300000603	8/31/2012	46.85
53482300	AWWSC Gen Tax CAPX	CF	9300000604	8/31/2012	0.31
53482300	AWWSC Gen Tax CAPX	CF	9300000605	8/31/2012	2.91
53482300	AWWSC Gen Tax CAPX	CF	9300000606	8/31/2012	1.73
53482300	AWWSC Gen Tax CAPX	CF	9300000607	8/31/2012	34.48
53482300	AWWSC Gen Tax CAPX	CF	9300000608	8/31/2012	0.14
53482300	AWWSC Gen Tax CAPX	CF	9300000609	8/31/2012	34.34
53482300	AWWSC Gen Tax CAPX	CF	9300000610	8/31/2012	0.14
53482300	AWWSC Gen Tax CAPX	CF	9300000611	8/31/2012	27.76
53482300	AWWSC Gen Tax CAPX	CF	9300000612	8/31/2012	1.97
53482300	AWWSC Gen Tax CAPX	CF	9300000613	8/31/2012	25.80
53482300	AWWSC Gen Tax CAPX	CF	9300000614	8/31/2012	67.41
53482300	AWWSC Gen Tax CAPX	CF	9300000615	8/31/2012	0.31
53482300	AWWSC Gen Tax CAPX	CF	9300000616	8/31/2012	72.69
53482300	AWWSC Gen Tax CAPX	CF	9300000617	8/31/2012	0.44
53482300	AWWSC Gen Tax CAPX	CF	9300000618	8/31/2012	33.68
53482300	AWWSC Gen Tax CAPX	CF	9300000619	8/31/2012	2.69
53482300	AWWSC Gen Tax CAPX	CF	9300000620	8/31/2012	2.69
53482300	AWWSC Gen Tax CAPX	CF	9300000621	8/31/2012	2.31
53482300	AWWSC Gen Tax CAPX	CF	9300000622	8/31/2012	0.57
53482300	AWWSC Gen Tax CAPX	CF	9300000623	8/31/2012	1.53
53482300	AWWSC Gen Tax CAPX	CF	9300000624	8/31/2012	29.23
53482300	AWWSC Gen Tax CAPX	CF	9300000625	8/31/2012	32.40
53482300	AWWSC Gen Tax CAPX	CF	9300000626	8/31/2012	13.94
53482300	AWWSC Gen Tax CAPX	CF	9300000628	8/31/2012	9.40
53482300	AWWSC Gen Tax CAPX	CF	9300000629	8/31/2012	6.58

Kentucky American Water Company  
Case No. 2012-00520  
Response to PSC DR1, Item 31

Account	Description	Doc Type	Document Number	Posting Date	Amount
53482300	AWWSC Gen Tax CAPX	CF	9300000630	8/31/2012	100.51
53482300	AWWSC Gen Tax CAPX	CF	9300000631	8/31/2012	7.46
53482300	AWWSC Gen Tax CAPX	CF	9300000632	8/31/2012	48.78
53482300	AWWSC Gen Tax CAPX	CF	9300000633	8/31/2012	8.61
53482300	AWWSC Gen Tax CAPX	CF	9300000634	8/31/2012	76.99
53482300	AWWSC Gen Tax CAPX	CF	9300000635	8/31/2012	0.31
53482300	AWWSC Gen Tax CAPX	CF	9300000636	8/31/2012	7.26
53482300	AWWSC Gen Tax CAPX	CF	9300000637	8/31/2012	4.68
53482300	AWWSC Gen Tax CAPX	CF	9300000638	8/31/2012	4.68
53482300	AWWSC Gen Tax CAPX	CF	9300000639	8/31/2012	2.95
53482300	AWWSC Gen Tax CAPX	CF	9300000640	8/31/2012	13.25
53482300	AWWSC Gen Tax CAPX	CF	9300000641	8/31/2012	1.73
53482300	AWWSC Gen Tax CAPX	CF	9300000642	8/31/2012	13.25
53482300	AWWSC Gen Tax CAPX	CF	9300000643	8/31/2012	2.94
53482300	AWWSC Gen Tax CAPX	CF	9300000644	8/31/2012	1.73
53482300	AWWSC Gen Tax CAPX	CF	9300000645	8/31/2012	14.80
53482300	AWWSC Gen Tax CAPX	CF	9300000646	8/31/2012	4.69
53482300	AWWSC Gen Tax CAPX	CF	9300000647	8/31/2012	9.89
53482300	AWWSC Gen Tax CAPX	CF	9300000648	8/31/2012	10.18
53482300	AWWSC Gen Tax CAPX	CF	9300000649	8/31/2012	9.89
53482300	AWWSC Gen Tax CAPX	CF	9300000650	8/31/2012	2.54
53482300	AWWSC Gen Tax CAPX	CF	9300000651	8/31/2012	2.54
53482300	AWWSC Gen Tax CAPX	CF	9300000652	8/31/2012	2.54
53482300	AWWSC Gen Tax CAPX	CF	9300000653	8/31/2012	16.14
53482300	AWWSC Gen Tax CAPX	CF	9300000654	8/31/2012	15.81
53482300	AWWSC Gen Tax CAPX	CF	9300000655	8/31/2012	13.45
53482300	AWWSC Gen Tax CAPX	CF	9300000657	8/31/2012	7.65
53482300	AWWSC Gen Tax CAPX	CF	9300000658	8/31/2012	0.08
53482300	AWWSC Gen Tax CAPX	CF	9300000659	8/31/2012	1.86
53482300	AWWSC Gen Tax CAPX	CF	9300000660	8/31/2012	32.43
53482300	AWWSC Gen Tax CAPX	CF	9300000661	8/31/2012	2.69
53482300	AWWSC Gen Tax CAPX	CF	9300000662	8/31/2012	2.69
53482300	AWWSC Gen Tax CAPX	CF	9300000663	8/31/2012	4.20
53482300	AWWSC Gen Tax CAPX	CF	9300000664	8/31/2012	2.69
53482300	AWWSC Gen Tax CAPX	CF	9300000665	8/31/2012	34.95
53482300	AWWSC Gen Tax CAPX	CF	9300000667	8/31/2012	2.66
53482300	AWWSC Gen Tax CAPX	CF	9300000668	8/31/2012	28.70
53482300	AWWSC Gen Tax CAPX	CF	9300000669	8/31/2012	0.95
53482300	AWWSC Gen Tax CAPX	CF	9300000670	8/31/2012	31.64
53482300	AWWSC Gen Tax CAPX	CF	9300000671	8/31/2012	3.85
53482300	AWWSC Gen Tax CAPX	CF	9300000672	8/31/2012	13.41
53482300	AWWSC Gen Tax CAPX	CF	9300000673	8/31/2012	10.96
53482300	AWWSC Gen Tax CAPX	CF	9300000674	8/31/2012	14.18
53482300	AWWSC Gen Tax CAPX	CF	9300000676	8/31/2012	14.17
53482300	AWWSC Gen Tax CAPX	CF	9300000677	8/31/2012	0.21
53482300	AWWSC Gen Tax CAPX	CF	9300000678	8/31/2012	1.75
53482300	AWWSC Gen Tax CAPX	CF	9300000679	8/31/2012	1.75
53482300	AWWSC Gen Tax CAPX	CF	9300000680	8/31/2012	80.24
53482300	AWWSC Gen Tax CAPX	CF	9300000681	8/31/2012	31.14
53482300	AWWSC Gen Tax CAPX	CF	9300000682	8/31/2012	1.75
53482300	AWWSC Gen Tax CAPX	CF	9300000683	8/31/2012	6.59
53482300	AWWSC Gen Tax CAPX	CF	9300000684	8/31/2012	81.32
53482300	AWWSC Gen Tax CAPX	CF	9300000685	8/31/2012	0.28
53482300	AWWSC Gen Tax CAPX	CF	9300000686	8/31/2012	5.43
53482300	AWWSC Gen Tax CAPX	CF	9300000687	8/31/2012	11.76
53482300	AWWSC Gen Tax CAPX	CF	9300000688	8/31/2012	1.55
53482300	AWWSC Gen Tax CAPX	CF	9300000689	8/31/2012	24.50
53482300	AWWSC Gen Tax CAPX	CF	9300000690	8/31/2012	14.66
53482300	AWWSC Gen Tax CAPX	CF	9300000691	8/31/2012	0.03
53482300	AWWSC Gen Tax CAPX	CF	9300000692	8/31/2012	21.41
53482300	AWWSC Gen Tax CAPX	CF	9300000693	8/31/2012	11.86
53482300	AWWSC Gen Tax CAPX	CF	9300000695	8/31/2012	14.53
53482300	AWWSC Gen Tax CAPX	CF	9300000696	8/31/2012	10.70
53482300	AWWSC Gen Tax CAPX	CF	9300000697	8/31/2012	2.91
53482300	AWWSC Gen Tax CAPX	CF	9300000698	8/31/2012	6.78
53482300	AWWSC Gen Tax CAPX	CF	9300000699	8/31/2012	20.57
53482300	AWWSC Gen Tax CAPX	CF	9300000700	8/31/2012	3.70
53482300	AWWSC Gen Tax CAPX	CF	9300000701	8/31/2012	26.01
53482300	AWWSC Gen Tax CAPX	CF	9300000702	8/31/2012	28.78
53482300	AWWSC Gen Tax CAPX	CF	9300000703	8/31/2012	2.08
53482300	AWWSC Gen Tax CAPX	CF	9300000704	8/31/2012	23.93
53482300	AWWSC Gen Tax CAPX	CF	9300000705	8/31/2012	4.46
53482300	AWWSC Gen Tax CAPX	CF	9300000706	8/31/2012	31.32
53482300	AWWSC Gen Tax CAPX	CF	9300000710	8/31/2012	1.11
53482300	AWWSC Gen Tax CAPX	CF	9300000711	8/31/2012	31.08
53482300	AWWSC Gen Tax CAPX	CF	9300000715	8/31/2012	2.49
53482300	AWWSC Gen Tax CAPX	CF	9300000716	8/31/2012	0.65

Kentucky American Water Company  
Case No. 2012-00520  
Response to PSC DR1, Item 31

Account	Description	Doc Type	Document Number	Posting Date	Amount
53482300	AWWSC Gen Tax CAPX	CF	9300000717	8/31/2012	0.97
53482300	AWWSC Gen Tax CAPX	CF	9300000718	8/31/2012	4.82
53482300	AWWSC Gen Tax CAPX	CF	9300000722	8/31/2012	1.16
53482300	AWWSC Gen Tax CAPX	CF	9300000723	8/31/2012	1.11
53482300	AWWSC Gen Tax CAPX	CF	9300000724	8/31/2012	4.81
53482300	AWWSC Gen Tax CAPX	CF	9300000728	8/31/2012	2.12
53482300	AWWSC Gen Tax CAPX	CF	9300000729	8/31/2012	3.70
53482300	AWWSC Gen Tax CAPX	CF	9300000730	8/31/2012	0.97
53482300	AWWSC Gen Tax CAPX	CF	9300000731	8/31/2012	35.53
53482300	AWWSC Gen Tax CAPX	CF	9300000735	8/31/2012	6.10
53482300	AWWSC Gen Tax CAPX	CF	9300000736	8/31/2012	6.10
53482300	AWWSC Gen Tax CAPX	CF	9300000737	8/31/2012	6.02
53482300	AWWSC Gen Tax CAPX	CF	9300000928	8/31/2012	474.17
53482300	AWWSC Gen Tax CAPX	CF	9300001014	8/31/2012	1.03
53482300	AWWSC Gen Tax CAPX	CF	9300001018	8/31/2012	0.28
53482300	AWWSC Gen Tax CAPX	CF	9300001019	8/31/2012	1.10
53482300	AWWSC Gen Tax CAPX	CF	9300001022	8/31/2012	0.96
53482300	AWWSC Gen Tax CAPX	CF	9300001026	8/31/2012	1.95
53482300	AWWSC Gen Tax CAPX	CF	9300001028	8/31/2012	1.08
53482300	AWWSC Gen Tax CAPX	CF	9300001028	8/31/2012	0.66
53482300	AWWSC Gen Tax CAPX	CF	9300001030	8/31/2012	1.03
53482300	AWWSC Gen Tax CAPX	CF	9300001032	8/31/2012	0.44
53482300	AWWSC Gen Tax CAPX	CF	9300001034	8/31/2012	0.89
53482300	AWWSC Gen Tax CAPX	CF	9300001036	8/31/2012	0.28
53482300	AWWSC Gen Tax CAPX	CF	9300001037	8/31/2012	3.20
53482300	AWWSC Gen Tax CAPX	CF	9300001037	8/31/2012	23.11
53482300	AWWSC Gen Tax CAPX	CF	9300001040	8/31/2012	0.87
53482300	AWWSC Gen Tax CAPX	CF	9300001043	8/31/2012	0.89
53482300	AWWSC Gen Tax CAPX	CF	9300001046	8/31/2012	1.24
53482300	AWWSC Gen Tax CAPX	CF	9300001048	8/31/2012	(0.01)
53482300	AWWSC Gen Tax CAPX	CF	9300001049	8/31/2012	8.10
53482300	AWWSC Gen Tax CAPX	CF	9300001050	8/31/2012	0.16
53482300	AWWSC Gen Tax CAPX	CF	9300001051	8/31/2012	0.05
53482300	AWWSC Gen Tax CAPX	CF	9300001051	8/31/2012	0.07
53482300	AWWSC Gen Tax CAPX	CF	9300001052	8/31/2012	0.02
53482300	AWWSC Gen Tax CAPX	CF	9300001053	8/31/2012	0.02
53482300	AWWSC Gen Tax CAPX	CF	9300001055	8/31/2012	0.42
53482300	AWWSC Gen Tax CAPX	CF	9300001055	8/31/2012	0.30
53482300	AWWSC Gen Tax CAPX	CF	9300001055	8/31/2012	0.02
53482300	AWWSC Gen Tax CAPX	CF	9300001056	8/31/2012	0.06
53482300	AWWSC Gen Tax CAPX	CF	9300001057	8/31/2012	2.84
53482300	AWWSC Gen Tax CAPX	CF	9300001057	8/31/2012	21.83
53482300	AWWSC Gen Tax CAPX	CF	9300001059	8/31/2012	0.13
53482300	AWWSC Gen Tax CAPX	CF	9300001059	8/31/2012	1.48
53482300	AWWSC Gen Tax CAPX	CF	9300001059	8/31/2012	5.03
53482300	AWWSC Gen Tax CAPX	CF	9300001059	8/31/2012	1.02
53482300	AWWSC Gen Tax CAPX	CF	9300001059	8/31/2012	11.38
53482300	AWWSC Gen Tax CAPX	CF	9300001059	8/31/2012	38.62
53482300	AWWSC Gen Tax CAPX	CF	9300001060	8/31/2012	4.21
53482300	AWWSC Gen Tax CAPX	CF	9300001060	8/31/2012	32.32
53482300	AWWSC Gen Tax CAPX	CF	9300001061	8/31/2012	0.01
53482300	AWWSC Gen Tax CAPX	CF	9300001061	8/31/2012	3.30
53482300	AWWSC Gen Tax CAPX	CF	9300001061	8/31/2012	0.06
53482300	AWWSC Gen Tax CAPX	CF	9300001061	8/31/2012	25.34
53482300	AWWSC Gen Tax CAPX	CF	9300001061	8/31/2012	0.04
53482300	AWWSC Gen Tax CAPX	CF	9300001062	8/31/2012	0.03
53482300	AWWSC Gen Tax CAPX	CF	9300001062	8/31/2012	0.02
53482300	AWWSC Gen Tax CAPX	CF	9300001062	8/31/2012	0.01
53482300	AWWSC Gen Tax CAPX	CF	9300001063	8/31/2012	0.03
53482300	AWWSC Gen Tax CAPX	CF	9300001063	8/31/2012	0.19
53482300	AWWSC Gen Tax CAPX	CF	9300001064	8/31/2012	1.10
53482300	AWWSC Gen Tax CAPX	CF	9300001067	8/31/2012	0.88
53482300	AWWSC Gen Tax CAPX	CF	9300001069	8/31/2012	0.35
53482300	AWWSC Gen Tax CAPX	CF	9300001071	8/31/2012	4.29
53482300	AWWSC Gen Tax CAPX	CF	9300001073	8/31/2012	0.05
53482300	AWWSC Gen Tax CAPX	CF	9300001075	8/31/2012	0.11
53482300	AWWSC Gen Tax CAPX	CF	9300001078	8/31/2012	0.71
53482300	AWWSC Gen Tax CAPX	CF	9300001081	8/31/2012	0.01
53482300	AWWSC Gen Tax CAPX	CF	9300001082	8/31/2012	0.54
53482300	AWWSC Gen Tax CAPX	CF	9300001084	8/31/2012	0.79
53482300	AWWSC Gen Tax CAPX	CF	9300001085	8/31/2012	0.03
53482300	AWWSC Gen Tax CAPX	CF	9300001087	8/31/2012	0.03
53482300	AWWSC Gen Tax CAPX	CF	9300001088	8/31/2012	0.38
53482300	AWWSC Gen Tax CAPX	CF	9300001089	8/31/2012	1.45
53482300	AWWSC Gen Tax CAPX	CF	9300001091	8/31/2012	0.28
53482300	AWWSC Gen Tax CAPX	CF	9300001093	8/31/2012	0.12
53482300	AWWSC Gen Tax CAPX	CF	9300001094	8/31/2012	0.78

Kentucky American Water Company  
Case No. 2012-00520  
Response to PSC DR1, Item 31

Account	Description	Doc Type	Document Number	Posting Date	Amount
53482300	AWWSC Gen Tax CAPX	CF	9300001097	8/31/2012	0.22
53482300	AWWSC Gen Tax CAPX	CF	9300001099	8/31/2012	0.36
53482300	AWWSC Gen Tax CAPX	CF	9300001107	8/31/2012	3.89
53482300	AWWSC Gen Tax CAPX	CF	9300001108	8/31/2012	26.53
53482300	AWWSC Gen Tax CAPX	CF	9300001116	8/31/2012	24.17
53482300	AWWSC Gen Tax CAPX	CF	9300001123	8/31/2012	15.17
53482300	AWWSC Gen Tax CAPX	CF	9300001137	8/31/2012	262.31
53482300	AWWSC Gen Tax CAPX	CF	9300001146	8/31/2012	11.88
53482300	AWWSC Gen Tax CAPX	CF	9300001147	8/31/2012	25.70
53482300	AWWSC Gen Tax CAPX	CF	9300001154	8/31/2012	15.34
53482300	AWWSC Gen Tax CAPX	CF	9300001160	8/31/2012	24.30
53482300	AWWSC Gen Tax CAPX	CF	9300001162	8/31/2012	1.92
53482300	AWWSC Gen Tax CAPX	CF	9300001162	8/31/2012	41.03
53482300	AWWSC Gen Tax CAPX	CF	9300001162	8/31/2012	0.36
53482300	AWWSC Gen Tax CAPX	CF	9300001163	8/31/2012	27.18
53482300	AWWSC Gen Tax CAPX	CF	9300001163	8/31/2012	4.82
53482300	AWWSC Gen Tax CAPX	CF	9300001163	8/31/2012	44.78
53482300	AWWSC Gen Tax CAPX	CF	9300001164	8/31/2012	42.74
53482300	AWWSC Gen Tax CAPX	CF	9300001164	8/31/2012	9.34
53482300	AWWSC Gen Tax CAPX	CF	9300001164	8/31/2012	1.29
53482300	AWWSC Gen Tax CAPX	UT	9300001005	8/31/2012	(240.36)
53482300	AWWSC Gen Tax CAPX	UT	9300001188	8/31/2012	(187.63)
53482300	AWWSC Gen Tax CAPX	UZ	2000000068	8/31/2012	(474.17)
53482300	AWWSC Gen Tax CAPX	UZ	2000000073	8/31/2012	(130.57)
53482300	AWWSC Gen Tax CAPX	UZ	2000000068	8/31/2012	(6.78)
53482300	AWWSC Gen Tax CAPX	UZ	2000000073	8/31/2012	(3.20)
53482300	AWWSC Gen Tax CAPX	UZ	2000000067	8/31/2012	(2.91)
53482300	AWWSC Gen Tax CAPX	UZ	2000000074	8/31/2012	(1.06)
53482300	AWWSC Gen Tax CAPX	UZ	2000000068	8/31/2012	(4.43)
53482300	AWWSC Gen Tax CAPX	UZ	2000000067	8/31/2012	(4.43)
53482300	AWWSC Gen Tax CAPX	UZ	2000000067	8/31/2012	(23.93)
53482300	AWWSC Gen Tax CAPX	UZ	2000000074	8/31/2012	(2.15)
53482300	AWWSC Gen Tax CAPX	UZ	2000000068	8/31/2012	(10.70)
53482300	AWWSC Gen Tax CAPX	UZ	2000000076	8/31/2012	(1.06)
53482300	AWWSC Gen Tax CAPX	UZ	2000000068	8/31/2012	(14.53)
53482300	AWWSC Gen Tax CAPX	UZ	2000000073	8/31/2012	(2.15)
53482300	AWWSC Gen Tax CAPX	UZ	2000000068	8/31/2012	(11.86)
53482300	AWWSC Gen Tax CAPX	UZ	2000000074	8/31/2012	(1.06)
53482300	AWWSC Gen Tax CAPX	UZ	2000000068	8/31/2012	(24.27)
53482300	AWWSC Gen Tax CAPX	UZ	2000000074	8/31/2012	(3.20)
53482300	AWWSC Gen Tax CAPX	UZ	2000000067	8/31/2012	(26.01)
53482300	AWWSC Gen Tax CAPX	UZ	2000000074	8/31/2012	(3.20)
53482300	AWWSC Gen Tax CAPX	UZ	2000000067	8/31/2012	(30.86)
53482300	AWWSC Gen Tax CAPX	UZ	2000000076	8/31/2012	(3.20)
53482300	AWWSC Gen Tax CAPX	UZ	2000000068	8/31/2012	(87.03)
53482300	AWWSC Gen Tax CAPX	UZ	2000000074	8/31/2012	(9.59)
53482300	AWWSC Gen Tax CAPX	UZ	2000000067	8/31/2012	(111.38)
53482300	AWWSC Gen Tax CAPX	UZ	2000000076	8/31/2012	(12.78)
53482300	AWWSC Gen Tax CAPX	UZ	2000000068	8/31/2012	(21.44)
53482300	AWWSC Gen Tax CAPX	UZ	2000000073	8/31/2012	(3.20)
53482300	AWWSC Gen Tax CAPX	UZ	2000000068	8/31/2012	(8.34)
53482300	AWWSC Gen Tax CAPX	UZ	2000000073	8/31/2012	(1.06)
53482300	AWWSC Gen Tax CAPX	UZ	2000000067	8/31/2012	(3.50)
53482300	AWWSC Gen Tax CAPX	UZ	2000000068	8/31/2012	(52.47)
53482300	AWWSC Gen Tax CAPX	UZ	2000000076	8/31/2012	(6.75)
53482300	AWWSC Gen Tax CAPX	UZ	2000000068	8/31/2012	(0.21)
53482300	AWWSC Gen Tax CAPX	UZ	2000000068	8/31/2012	(14.17)
53482300	AWWSC Gen Tax CAPX	UZ	2000000073	8/31/2012	(1.06)
53482300	AWWSC Gen Tax CAPX	UZ	2000000068	8/31/2012	(14.18)
53482300	AWWSC Gen Tax CAPX	UZ	2000000074	8/31/2012	(1.06)
53482300	AWWSC Gen Tax CAPX	UZ	2000000067	8/31/2012	(10.96)
53482300	AWWSC Gen Tax CAPX	UZ	2000000076	8/31/2012	(2.26)
53482300	AWWSC Gen Tax CAPX	UZ	2000000068	8/31/2012	(13.41)
53482300	AWWSC Gen Tax CAPX	UZ	2000000074	8/31/2012	(1.06)
53482300	AWWSC Gen Tax CAPX	UZ	2000000068	8/31/2012	(3.85)
53482300	AWWSC Gen Tax CAPX	UZ	2000000067	8/31/2012	(31.36)
53482300	AWWSC Gen Tax CAPX	UZ	2000000073	8/31/2012	(3.53)
53482300	AWWSC Gen Tax CAPX	UZ	2000000067	8/31/2012	(32.59)
53482300	AWWSC Gen Tax CAPX	UZ	2000000074	8/31/2012	(2.21)
53482300	AWWSC Gen Tax CAPX	UZ	2000000067	8/31/2012	(34.95)
53482300	AWWSC Gen Tax CAPX	UZ	2000000073	8/31/2012	(3.20)
53482300	AWWSC Gen Tax CAPX	UZ	2000000067	8/31/2012	(2.69)
53482300	AWWSC Gen Tax CAPX	UZ	2000000073	8/31/2012	(1.06)
53482300	AWWSC Gen Tax CAPX	UZ	2000000068	8/31/2012	(2.69)
53482300	AWWSC Gen Tax CAPX	UZ	2000000074	8/31/2012	(1.06)
53482300	AWWSC Gen Tax CAPX	UZ	2000000068	8/31/2012	(2.69)
53482300	AWWSC Gen Tax CAPX	UZ	2000000073	8/31/2012	(1.06)

Kentucky American Water Company  
Case No. 2012-00520  
Response to PSC DR1, Item 31

Account	Description	Doc Type	Document Number	Posting Date	Amount
53482300	AWWSC Gen Tax CAPX	UZ	2000000068	8/31/2012	(34.37)
53482300	AWWSC Gen Tax CAPX	UZ	2000000074	8/31/2012	(4.26)
53482300	AWWSC Gen Tax CAPX	UZ	2000000068	8/31/2012	(4.20)
53482300	AWWSC Gen Tax CAPX	UZ	2000000068	8/31/2012	(7.65)
53482300	AWWSC Gen Tax CAPX	UZ	2000000074	8/31/2012	(1.06)
53482300	AWWSC Gen Tax CAPX	UZ	2000000068	8/31/2012	(13.45)
53482300	AWWSC Gen Tax CAPX	UZ	2000000074	8/31/2012	(2.15)
53482300	AWWSC Gen Tax CAPX	UZ	2000000068	8/31/2012	(15.81)
53482300	AWWSC Gen Tax CAPX	UZ	2000000076	8/31/2012	(2.15)
53482300	AWWSC Gen Tax CAPX	UZ	2000000067	8/31/2012	(16.14)
53482300	AWWSC Gen Tax CAPX	UZ	2000000074	8/31/2012	(2.15)
53482300	AWWSC Gen Tax CAPX	UZ	2000000067	8/31/2012	(2.54)
53482300	AWWSC Gen Tax CAPX	UZ	2000000067	8/31/2012	(2.54)
53482300	AWWSC Gen Tax CAPX	UZ	2000000068	8/31/2012	(2.54)
53482300	AWWSC Gen Tax CAPX	UZ	2000000068	8/31/2012	(9.89)
53482300	AWWSC Gen Tax CAPX	UZ	2000000073	8/31/2012	(2.15)
53482300	AWWSC Gen Tax CAPX	UZ	2000000068	8/31/2012	(9.89)
53482300	AWWSC Gen Tax CAPX	UZ	2000000073	8/31/2012	(2.15)
53482300	AWWSC Gen Tax CAPX	UZ	2000000067	8/31/2012	(10.18)
53482300	AWWSC Gen Tax CAPX	UZ	2000000073	8/31/2012	(2.15)
53482300	AWWSC Gen Tax CAPX	UZ	2000000067	8/31/2012	(19.49)
53482300	AWWSC Gen Tax CAPX	UZ	2000000074	8/31/2012	(2.83)
53482300	AWWSC Gen Tax CAPX	UZ	2000000067	8/31/2012	(17.92)
53482300	AWWSC Gen Tax CAPX	UZ	2000000076	8/31/2012	(2.15)
53482300	AWWSC Gen Tax CAPX	UZ	2000000068	8/31/2012	(17.93)
53482300	AWWSC Gen Tax CAPX	UZ	2000000074	8/31/2012	(2.15)
53482300	AWWSC Gen Tax CAPX	UZ	2000000067	8/31/2012	(4.68)
53482300	AWWSC Gen Tax CAPX	UZ	2000000073	8/31/2012	(0.68)
53482300	AWWSC Gen Tax CAPX	UZ	2000000067	8/31/2012	(12.25)
53482300	AWWSC Gen Tax CAPX	UZ	2000000073	8/31/2012	(1.74)
53482300	AWWSC Gen Tax CAPX	UZ	2000000067	8/31/2012	(85.60)
53482300	AWWSC Gen Tax CAPX	UZ	2000000073	8/31/2012	(12.14)
53482300	AWWSC Gen Tax CAPX	UZ	2000000067	8/31/2012	(56.24)
53482300	AWWSC Gen Tax CAPX	UZ	2000000074	8/31/2012	(14.33)
53482300	AWWSC Gen Tax CAPX	UZ	2000000067	8/31/2012	(100.51)
53482300	AWWSC Gen Tax CAPX	UZ	2000000074	8/31/2012	(10.65)
53482300	AWWSC Gen Tax CAPX	UZ	2000000068	8/31/2012	(6.58)
53482300	AWWSC Gen Tax CAPX	UZ	2000000076	8/31/2012	(1.06)
53482300	AWWSC Gen Tax CAPX	UZ	2000000067	8/31/2012	(32.40)
53482300	AWWSC Gen Tax CAPX	UZ	2000000073	8/31/2012	(4.26)
53482300	AWWSC Gen Tax CAPX	UZ	2000000068	8/31/2012	(9.40)
53482300	AWWSC Gen Tax CAPX	UZ	2000000076	8/31/2012	(1.06)
53482300	AWWSC Gen Tax CAPX	UZ	2000000067	8/31/2012	(13.94)
53482300	AWWSC Gen Tax CAPX	UZ	2000000076	8/31/2012	(2.83)
53482300	AWWSC Gen Tax CAPX	UZ	2000000067	8/31/2012	(31.33)
53482300	AWWSC Gen Tax CAPX	UZ	2000000076	8/31/2012	(3.34)
53482300	AWWSC Gen Tax CAPX	UZ	2000000067	8/31/2012	(2.31)
53482300	AWWSC Gen Tax CAPX	UZ	2000000068	8/31/2012	(2.69)
53482300	AWWSC Gen Tax CAPX	UZ	2000000076	8/31/2012	(1.06)
53482300	AWWSC Gen Tax CAPX	UZ	2000000067	8/31/2012	(2.69)
53482300	AWWSC Gen Tax CAPX	UZ	2000000074	8/31/2012	(1.06)
53482300	AWWSC Gen Tax CAPX	UZ	2000000067	8/31/2012	(33.68)
53482300	AWWSC Gen Tax CAPX	UZ	2000000074	8/31/2012	(3.20)
53482300	AWWSC Gen Tax CAPX	UZ	2000000068	8/31/2012	(0.44)
53482300	AWWSC Gen Tax CAPX	UZ	2000000068	8/31/2012	(73.00)
53482300	AWWSC Gen Tax CAPX	UZ	2000000073	8/31/2012	(9.59)
53482300	AWWSC Gen Tax CAPX	UZ	2000000067	8/31/2012	(67.41)
53482300	AWWSC Gen Tax CAPX	UZ	2000000074	8/31/2012	(9.59)
53482300	AWWSC Gen Tax CAPX	UZ	2000000067	8/31/2012	(25.80)
53482300	AWWSC Gen Tax CAPX	UZ	2000000074	8/31/2012	(4.26)
53482300	AWWSC Gen Tax CAPX	UZ	2000000067	8/31/2012	(29.73)
53482300	AWWSC Gen Tax CAPX	UZ	2000000073	8/31/2012	(4.26)
53482300	AWWSC Gen Tax CAPX	UZ	2000000067	8/31/2012	(34.48)
53482300	AWWSC Gen Tax CAPX	UZ	2000000073	8/31/2012	(4.26)
53482300	AWWSC Gen Tax CAPX	UZ	2000000068	8/31/2012	(34.62)
53482300	AWWSC Gen Tax CAPX	UZ	2000000073	8/31/2012	(4.26)
53482300	AWWSC Gen Tax CAPX	UZ	2000000067	8/31/2012	(51.80)
53482300	AWWSC Gen Tax CAPX	UZ	2000000074	8/31/2012	(7.44)
53482300	AWWSC Gen Tax CAPX	UZ	2000000067	8/31/2012	(53.08)
53482300	AWWSC Gen Tax CAPX	UZ	2000000073	8/31/2012	(7.44)
53482300	AWWSC Gen Tax CAPX	UZ	2000000067	8/31/2012	(543.83)
53482300	AWWSC Gen Tax CAPX	UZ	2000000074	8/31/2012	(58.56)
53482300	AWWSC Gen Tax CAPX	UZ	2000000068	8/31/2012	(278.99)
53482300	AWWSC Gen Tax CAPX	UZ	2000000076	8/31/2012	(39.39)
53482300	AWWSC Gen Tax CAPX	UZ	2000000067	8/31/2012	(71.85)
53482300	AWWSC Gen Tax CAPX	UZ	2000000074	8/31/2012	(8.51)
53482300	AWWSC Gen Tax CAPX	UZ	2000000068	8/31/2012	(30.63)



Kentucky American Water Company  
Case No. 2012-00520  
Response to PSC DR1, Item 31

Account	Description	Doc Type	Document Number	Posting Date	Amount
53482300	AWWSC Gen Tax CAPX	UZ	2000000076	8/31/2012	(6.64)
53482300	AWWSC Gen Tax CAPX	UZ	2000000067	8/31/2012	(25.04)
53482300	AWWSC Gen Tax CAPX	UZ	2000000074	8/31/2012	(3.20)
53482300	AWWSC Gen Tax CAPX	UZ	2000000068	8/31/2012	(36.09)
53482300	AWWSC Gen Tax CAPX	UZ	2000000073	8/31/2012	(6.40)
53482300	AWWSC Gen Tax CAPX	UZ	2000000068	8/31/2012	(28.47)
53482300	AWWSC Gen Tax CAPX	UZ	2000000076	8/31/2012	(3.20)
53482300	AWWSC Gen Tax CAPX	UZ	2000000067	8/31/2012	(5.65)
53482300	AWWSC Gen Tax CAPX	UZ	2000000074	8/31/2012	(1.06)
53482300	AWWSC Gen Tax CAPX	UZ	2000000068	8/31/2012	(23.57)
53482300	AWWSC Gen Tax CAPX	UZ	2000000073	8/31/2012	(3.20)
53482300	AWWSC Gen Tax CAPX	UZ	2000000068	8/31/2012	(23.45)
53482300	AWWSC Gen Tax CAPX	UZ	2000000076	8/31/2012	(3.20)
53482300	AWWSC Gen Tax CAPX	UZ	2000000067	8/31/2012	(24.44)
53482300	AWWSC Gen Tax CAPX	UZ	2000000076	8/31/2012	(3.20)
53482300	AWWSC Gen Tax CAPX	UZ	2000000068	8/31/2012	(29.33)
53482300	AWWSC Gen Tax CAPX	UZ	2000000076	8/31/2012	(3.20)
53482300	AWWSC Gen Tax CAPX	UZ	2000000067	8/31/2012	(70.48)
53482300	AWWSC Gen Tax CAPX	UZ	2000000074	8/31/2012	(7.44)
53482300	AWWSC Gen Tax CAPX	UZ	2000000068	8/31/2012	(119.95)
53482300	AWWSC Gen Tax CAPX	UZ	2000000073	8/31/2012	(18.11)
53482300	AWWSC Gen Tax CAPX	UZ	2000000067	8/31/2012	(29.52)
53482300	AWWSC Gen Tax CAPX	UZ	2000000074	8/31/2012	(4.26)
53482300	AWWSC Gen Tax CAPX	UZ	2000000068	8/31/2012	(29.68)
53482300	AWWSC Gen Tax CAPX	UZ	2000000073	8/31/2012	(4.26)
53482300	AWWSC Gen Tax CAPX	UZ	2000000067	8/31/2012	(5.66)
53482300	AWWSC Gen Tax CAPX	UZ	2000000073	8/31/2012	(2.15)
53482300	AWWSC Gen Tax CAPX	UZ	2000000068	8/31/2012	(14.41)
53482300	AWWSC Gen Tax CAPX	UZ	2000000074	8/31/2012	(2.15)
53482300	AWWSC Gen Tax CAPX	UZ	2000000067	8/31/2012	(48.89)
53482300	AWWSC Gen Tax CAPX	UZ	2000000076	8/31/2012	(5.33)
53482300	AWWSC Gen Tax CAPX	UZ	2000000067	8/31/2012	(15.31)
53482300	AWWSC Gen Tax CAPX	UZ	2000000073	8/31/2012	(2.15)
53482300	AWWSC Gen Tax CAPX	UZ	2000000068	8/31/2012	(36.16)
53482300	AWWSC Gen Tax CAPX	UZ	2000000073	8/31/2012	(6.40)
53482300	AWWSC Gen Tax CAPX	UZ	2000000068	8/31/2012	(14.10)
53482300	AWWSC Gen Tax CAPX	UZ	2000000076	8/31/2012	(2.15)
53482300	AWWSC Gen Tax CAPX	UZ	2000000067	8/31/2012	(8.59)
53482300	AWWSC Gen Tax CAPX	UZ	2000000076	8/31/2012	(2.15)
53482300	AWWSC Gen Tax CAPX	UZ	2000000068	8/31/2012	(16.66)
53482300	AWWSC Gen Tax CAPX	UZ	2000000074	8/31/2012	(3.20)
53482300	AWWSC Gen Tax CAPX	UZ	2000000068	8/31/2012	(16.67)
53482300	AWWSC Gen Tax CAPX	UZ	2000000076	8/31/2012	(2.15)
53482300	AWWSC Gen Tax CAPX	UZ	2000000068	8/31/2012	(9.09)
53482300	AWWSC Gen Tax CAPX	UZ	2000000074	8/31/2012	(4.26)
53482300	AWWSC Gen Tax CAPX	UZ	2000000067	8/31/2012	(3.95)
53482300	AWWSC Gen Tax CAPX	UZ	2000000067	8/31/2012	(24.31)
53482300	AWWSC Gen Tax CAPX	UZ	2000000074	8/31/2012	(2.15)
53482300	AWWSC Gen Tax CAPX	UZ	2000000068	8/31/2012	(13.02)
53482300	AWWSC Gen Tax CAPX	UZ	2000000074	8/31/2012	(1.06)
53482300	AWWSC Gen Tax CAPX	UZ	2000000067	8/31/2012	(6.02)
53482300	AWWSC Gen Tax CAPX	UZ	2000000074	8/31/2012	(1.06)
53482300	AWWSC Gen Tax CAPX	UZ	2000000067	8/31/2012	(2.08)
53482300	AWWSC Gen Tax CAPX	UZ	2000000073	8/31/2012	(1.06)
53482300	AWWSC Gen Tax CAPX	UZ	2000000068	8/31/2012	(34.57)
53482300	AWWSC Gen Tax CAPX	UZ	2000000076	8/31/2012	(6.40)
53482300	AWWSC Gen Tax CAPX	UZ	2000000068	8/31/2012	(28.87)
53482300	AWWSC Gen Tax CAPX	UZ	2000000074	8/31/2012	(3.20)
53482300	AWWSC Gen Tax CAPX	UZ	2000000068	8/31/2012	(6.10)
53482300	AWWSC Gen Tax CAPX	UZ	2000000073	8/31/2012	(6.41)
53482300	AWWSC Gen Tax CAPX	UZ	2000000067	8/31/2012	(6.10)
53482300	AWWSC Gen Tax CAPX	UZ	2000000073	8/31/2012	(6.41)
53482300	AWWSC Gen Tax CAPX	UZ	2000000068	8/31/2012	(42.32)
53482300	AWWSC Gen Tax CAPX	UZ	2000000073	8/31/2012	0.01
53482300	AWWSC Gen Tax CAPX	UZ	2000000076	8/31/2012	(12.13)
53482300	AWWSC Gen Tax CAPX	UZ	2000000068	8/31/2012	(7.08)
53482300	AWWSC Gen Tax CAPX	UZ	2000000074	8/31/2012	(2.59)
53482300	AWWSC Gen Tax CAPX	UZ	2000000068	8/31/2012	(8.93)
53482300	AWWSC Gen Tax CAPX	UZ	2000000074	8/31/2012	(5.04)
53482300	AWWSC Gen Tax CAPX	UZ	2000000067	8/31/2012	(32.19)
53482300	AWWSC Gen Tax CAPX	UZ	2000000076	8/31/2012	(6.74)
53482300	AWWSC Gen Tax CAPX	UZ	2000000068	8/31/2012	(35.78)
53482300	AWWSC Gen Tax CAPX	UZ	2000000073	8/31/2012	(7.90)
53482400	AWWSC Interest CAPX	CF	9300001026	8/31/2012	59.88
53482400	AWWSC Interest CAPX	CF	9300001037	8/31/2012	50.19
53482400	AWWSC Interest CAPX	CF	9300001050	8/31/2012	0.05
53482400	AWWSC Interest CAPX	CF	9300001055	8/31/2012	1.78

Kentucky American Water Company  
Case No. 2012-00520  
Response to PSC DR1, Item 31

Account	Description	Doc Type	Document Number	Posting Date	Amount
53482400	AWWSC Interest CAPX	CF	9300001059	8/31/2012	0.11
53482400	AWWSC Interest CAPX	CF	9300001059	8/31/2012	0.11
53482400	AWWSC Interest CAPX	CF	9300001059	8/31/2012	0.84
53482400	AWWSC Interest CAPX	CF	9300001059	8/31/2012	0.86
53482400	AWWSC Interest CAPX	CF	9300001060	8/31/2012	8.70
53482400	AWWSC Interest CAPX	CF	9300001060	8/31/2012	66.85
53482400	AWWSC Interest CAPX	CF	9300001061	8/31/2012	0.46
53482400	AWWSC Interest CAPX	CF	9300001061	8/31/2012	3.51
53482400	AWWSC Interest CAPX	CF	9300001061	8/31/2012	0.57
53482400	AWWSC Interest CAPX	CF	9300001064	8/31/2012	0.15
53482400	AWWSC Interest CAPX	CF	9300001064	8/31/2012	2.95
53482400	AWWSC Interest CAPX	CF	9300001073	8/31/2012	8.28
53482400	AWWSC Interest CAPX	CF	9300001080	8/31/2012	0.05
53482400	AWWSC Interest CAPX	CF	9300001124	8/31/2012	448.87
53482400	AWWSC Interest CAPX	CF	9300001138	8/31/2012	7.58
53482400	AWWSC Interest CAPX	CF	9300001164	8/31/2012	33.49
53482400	AWWSC Interest CAPX	UT	9300001188	8/31/2012	(42.32)
53482400	AWWSC Interest CAPX	UZ	2000000076	8/31/2012	(72.06)
53482400	AWWSC Interest CAPX	UZ	2000000076	8/31/2012	(3.57)
53482400	AWWSC Interest CAPX	UZ	2000000073	8/31/2012	(1.19)
53482400	AWWSC Interest CAPX	UZ	2000000076	8/31/2012	(2.38)
53482400	AWWSC Interest CAPX	UZ	2000000074	8/31/2012	(1.19)
53482400	AWWSC Interest CAPX	UZ	2000000074	8/31/2012	(1.19)
53482400	AWWSC Interest CAPX	UZ	2000000074	8/31/2012	(2.38)
53482400	AWWSC Interest CAPX	UZ	2000000074	8/31/2012	(2.38)
53482400	AWWSC Interest CAPX	UZ	2000000074	8/31/2012	(1.19)
53482400	AWWSC Interest CAPX	UZ	2000000073	8/31/2012	(3.57)
53482400	AWWSC Interest CAPX	UZ	2000000074	8/31/2012	(3.57)
53482400	AWWSC Interest CAPX	UZ	2000000074	8/31/2012	(3.57)
53482400	AWWSC Interest CAPX	UZ	2000000074	8/31/2012	(10.70)
53482400	AWWSC Interest CAPX	UZ	2000000076	8/31/2012	(14.25)
53482400	AWWSC Interest CAPX	UZ	2000000073	8/31/2012	(3.57)
53482400	AWWSC Interest CAPX	UZ	2000000076	8/31/2012	(1.19)
53482400	AWWSC Interest CAPX	UZ	2000000076	8/31/2012	(6.66)
53482400	AWWSC Interest CAPX	UZ	2000000076	8/31/2012	(1.19)
53482400	AWWSC Interest CAPX	UZ	2000000074	8/31/2012	(1.19)
53482400	AWWSC Interest CAPX	UZ	2000000074	8/31/2012	(5.35)
53482400	AWWSC Interest CAPX	UZ	2000000074	8/31/2012	(1.19)
53482400	AWWSC Interest CAPX	UZ	2000000073	8/31/2012	(3.91)
53482400	AWWSC Interest CAPX	UZ	2000000074	8/31/2012	(2.49)
53482400	AWWSC Interest CAPX	UZ	2000000074	8/31/2012	(3.57)
53482400	AWWSC Interest CAPX	UZ	2000000074	8/31/2012	(1.19)
53482400	AWWSC Interest CAPX	UZ	2000000076	8/31/2012	(1.19)
53482400	AWWSC Interest CAPX	UZ	2000000073	8/31/2012	(1.19)
53482400	AWWSC Interest CAPX	UZ	2000000076	8/31/2012	(4.75)
53482400	AWWSC Interest CAPX	UZ	2000000074	8/31/2012	(1.19)
53482400	AWWSC Interest CAPX	UZ	2000000074	8/31/2012	(2.38)
53482400	AWWSC Interest CAPX	UZ	2000000076	8/31/2012	(2.38)
53482400	AWWSC Interest CAPX	UZ	2000000076	8/31/2012	(2.38)
53482400	AWWSC Interest CAPX	UZ	2000000076	8/31/2012	(2.38)
53482400	AWWSC Interest CAPX	UZ	2000000074	8/31/2012	(2.38)
53482400	AWWSC Interest CAPX	UZ	2000000073	8/31/2012	(3.06)
53482400	AWWSC Interest CAPX	UZ	2000000073	8/31/2012	(2.38)
53482400	AWWSC Interest CAPX	UZ	2000000076	8/31/2012	(2.38)
53482400	AWWSC Interest CAPX	UZ	2000000076	8/31/2012	(0.68)
53482400	AWWSC Interest CAPX	UZ	2000000074	8/31/2012	(1.87)
53482400	AWWSC Interest CAPX	UZ	2000000073	8/31/2012	(13.74)
53482400	AWWSC Interest CAPX	UZ	2000000074	8/31/2012	(16.22)
53482400	AWWSC Interest CAPX	UZ	2000000073	8/31/2012	(11.88)
53482400	AWWSC Interest CAPX	UZ	2000000074	8/31/2012	(1.19)
53482400	AWWSC Interest CAPX	UZ	2000000073	8/31/2012	(4.75)
53482400	AWWSC Interest CAPX	UZ	2000000074	8/31/2012	(1.19)
53482400	AWWSC Interest CAPX	UZ	2000000073	8/31/2012	(0.55)
53482400	AWWSC Interest CAPX	UZ	2000000076	8/31/2012	(3.79)
53482400	AWWSC Interest CAPX	UZ	2000000073	8/31/2012	(1.19)
53482400	AWWSC Interest CAPX	UZ	2000000076	8/31/2012	(1.19)
53482400	AWWSC Interest CAPX	UZ	2000000076	8/31/2012	(3.57)
53482400	AWWSC Interest CAPX	UZ	2000000073	8/31/2012	(10.70)
53482400	AWWSC Interest CAPX	UZ	2000000074	8/31/2012	(10.70)
53482400	AWWSC Interest CAPX	UZ	2000000076	8/31/2012	(4.75)
53482400	AWWSC Interest CAPX	UZ	2000000073	8/31/2012	(4.75)
53482400	AWWSC Interest CAPX	UZ	2000000074	8/31/2012	(4.75)
53482400	AWWSC Interest CAPX	UZ	2000000073	8/31/2012	(8.32)
53482400	AWWSC Interest CAPX	UZ	2000000074	8/31/2012	(8.32)
53482400	AWWSC Interest CAPX	UZ	2000000074	8/31/2012	(65.35)
53482400	AWWSC Interest CAPX	UZ	2000000074	8/31/2012	(43.96)
53482400	AWWSC Interest CAPX	UZ	2000000074	8/31/2012	(9.51)

Kentucky American Water Company  
Case No. 2012-00520  
Response to PSC DR1, Item 31

Account	Description	Doc Type	Document Number	Posting Date	Amount
53482400	AWWSC Interest CAPX	UZ	2000000074	8/31/2012	(6.51)
53482400	AWWSC Interest CAPX	UZ	2000000074	8/31/2012	(3.57)
53482400	AWWSC Interest CAPX	UZ	2000000076	8/31/2012	(7.13)
53482400	AWWSC Interest CAPX	UZ	2000000073	8/31/2012	(3.57)
53482400	AWWSC Interest CAPX	UZ	2000000073	8/31/2012	(1.19)
53482400	AWWSC Interest CAPX	UZ	2000000076	8/31/2012	(3.57)
53482400	AWWSC Interest CAPX	UZ	2000000073	8/31/2012	(3.57)
53482400	AWWSC Interest CAPX	UZ	2000000074	8/31/2012	(3.57)
53482400	AWWSC Interest CAPX	UZ	2000000073	8/31/2012	(3.57)
53482400	AWWSC Interest CAPX	UZ	2000000074	8/31/2012	(8.32)
53482400	AWWSC Interest CAPX	UZ	2000000076	8/31/2012	(20.20)
53482400	AWWSC Interest CAPX	UZ	2000000076	8/31/2012	(4.75)
53482400	AWWSC Interest CAPX	UZ	2000000074	8/31/2012	(4.75)
53482400	AWWSC Interest CAPX	UZ	2000000074	8/31/2012	(2.38)
53482400	AWWSC Interest CAPX	UZ	2000000073	8/31/2012	(2.38)
53482400	AWWSC Interest CAPX	UZ	2000000073	8/31/2012	(5.94)
53482400	AWWSC Interest CAPX	UZ	2000000074	8/31/2012	(2.38)
53482400	AWWSC Interest CAPX	UZ	2000000074	8/31/2012	(7.13)
53482400	AWWSC Interest CAPX	UZ	2000000076	8/31/2012	(2.38)
53482400	AWWSC Interest CAPX	UZ	2000000076	8/31/2012	(2.38)
53482400	AWWSC Interest CAPX	UZ	2000000074	8/31/2012	(3.57)
53482400	AWWSC Interest CAPX	UZ	2000000076	8/31/2012	(2.38)
53482400	AWWSC Interest CAPX	UZ	2000000073	8/31/2012	(4.75)
53482400	AWWSC Interest CAPX	UZ	2000000076	8/31/2012	(2.38)
53482400	AWWSC Interest CAPX	UZ	2000000073	8/31/2012	(1.19)
53482400	AWWSC Interest CAPX	UZ	2000000076	8/31/2012	(1.19)
53482400	AWWSC Interest CAPX	UZ	2000000076	8/31/2012	(1.19)
53482400	AWWSC Interest CAPX	UZ	2000000076	8/31/2012	(7.13)
53482400	AWWSC Interest CAPX	UZ	2000000076	8/31/2012	(3.57)
53482400	AWWSC Interest CAPX	UZ	2000000074	8/31/2012	(14.97)
53482400	AWWSC Interest CAPX	UZ	2000000074	8/31/2012	(14.97)
53482400	AWWSC Interest CAPX	UZ	2000000073	8/31/2012	(27.40)
53482400	AWWSC Interest CAPX	UZ	2000000073	8/31/2012	(5.69)
53482400	AWWSC Interest CAPX	UZ	2000000076	8/31/2012	(11.75)
53482400	AWWSC Interest CAPX	UZ	2000000074	8/31/2012	(15.31)
53482400	AWWSC Interest CAPX	UZ	2000000074	8/31/2012	(17.07)
53482600	AWWSC Inc Tax CAPX	CF	9300001037	8/31/2012	268.76
53482600	AWWSC Inc Tax CAPX	UZ	2000000074	8/31/2012	(13.05)
53482600	AWWSC Inc Tax CAPX	UZ	2000000074	8/31/2012	(36.53)
53482600	AWWSC Inc Tax CAPX	UZ	2000000073	8/31/2012	(36.53)
53482600	AWWSC Inc Tax CAPX	UZ	2000000074	8/31/2012	(65.23)
53482600	AWWSC Inc Tax CAPX	UZ	2000000076	8/31/2012	(13.05)
53482600	AWWSC Inc Tax CAPX	UZ	2000000074	8/31/2012	(28.70)
53482600	AWWSC Inc Tax CAPX	UZ	2000000074	8/31/2012	(36.53)
53482600	AWWSC Inc Tax CAPX	UZ	2000000073	8/31/2012	(39.14)
54110000	Rents-Real Prop	CS	9300000472	8/31/2012	(100.00)
54110014	Rents-Real Prop TD	CS	9300000472	8/31/2012	100.00
54140000	Rents-Equip	CS	9300000417	8/31/2012	(422.86)
54140000	Rents-Equip	CS	9300000428	8/31/2012	(732.53)
54140000	Rents-Equip	CS	9300000438	8/31/2012	(199.13)
54140000	Rents-Equip	CS	9300000295	8/31/2012	(138.97)
54140000	Rents-Equip	CS	9300000442	8/31/2012	(1,550.42)
54140000	Rents-Equip	CS	9300000422	8/31/2012	(383.65)
54140016	Rents-Equip AG	CS	9300000417	8/31/2012	422.86
54140016	Rents-Equip AG	CS	9300000428	8/31/2012	732.53
54140016	Rents-Equip AG	CS	9300000438	8/31/2012	199.13
54140016	Rents-Equip AG	CS	9300000295	8/31/2012	138.97
54140016	Rents-Equip AG	CS	9300000442	8/31/2012	1,550.42
54140016	Rents-Equip AG	CS	9300000422	8/31/2012	383.65
55000000	Transportation (O&M)	SV	100001027	8/31/2012	1,932.96
55000000	Transportation (O&M)	CF	9300000482	8/31/2012	68.61
55000000	Transportation (O&M)	CF	9300000482	8/31/2012	(68.61)
55000000	Transportation (O&M)	CF	9300000491	8/31/2012	(68.61)
55000000	Transportation (O&M)	CF	9300000491	8/31/2012	68.61
55000000	Transportation (O&M)	CF	9300001206	8/31/2012	4,858.37
55000000	Transportation (O&M)	CF	9300001206	8/31/2012	26,405.69
55000000	Transportation (O&M)	CF	9300001206	8/31/2012	2,639.80
55000000	Transportation (O&M)	CF	9300001206	8/31/2012	330.03
55000000	Transportation (O&M)	CF	9300001206	8/31/2012	84.24
55000000	Transportation (O&M)	CF	9300001206	8/31/2012	(4,858.37)
55000000	Transportation (O&M)	CF	9300001206	8/31/2012	(26,405.69)
55000000	Transportation (O&M)	CF	9300001206	8/31/2012	(2,639.80)
55000000	Transportation (O&M)	CF	9300001206	8/31/2012	(330.03)
55000000	Transportation (O&M)	CF	9300001206	8/31/2012	(84.24)
55000000	Transportation (O&M)	CF	9300001329	8/31/2012	(4,858.37)
55000000	Transportation (O&M)	CF	9300001329	8/31/2012	(26,405.69)
55000000	Transportation (O&M)	CF	9300001329	8/31/2012	(2,639.80)

Kentucky American Water Company  
Case No. 2012-00520  
Response to PSC DR1, Item 31

Account	Description	Doc Type	Document Number	Posting Date	Amount
55000000	Transportation (O&M)	CF	9300001329	8/31/2012	(330.03)
55000000	Transportation (O&M)	CF	9300001329	8/31/2012	(84.24)
55000000	Transportation (O&M)	CF	9300001329	8/31/2012	4,858.37
55000000	Transportation (O&M)	CF	9300001329	8/31/2012	26,405.69
55000000	Transportation (O&M)	CF	9300001329	8/31/2012	2,639.80
55000000	Transportation (O&M)	CF	9300001329	8/31/2012	330.03
55000000	Transportation (O&M)	CF	9300001329	8/31/2012	84.24
55000000	Transportation (O&M)	CF	9300001330	8/31/2012	4,858.37
55000000	Transportation (O&M)	CF	9300001330	8/31/2012	26,405.69
55000000	Transportation (O&M)	CF	9300001330	8/31/2012	2,639.80
55000000	Transportation (O&M)	CF	9300001330	8/31/2012	330.03
55000000	Transportation (O&M)	CF	9300001330	8/31/2012	84.24
55000000	Transportation (O&M)	CF	9300001330	8/31/2012	(4,858.37)
55000000	Transportation (O&M)	CF	9300001330	8/31/2012	(26,405.69)
55000000	Transportation (O&M)	CF	9300001330	8/31/2012	(2,639.80)
55000000	Transportation (O&M)	CF	9300001330	8/31/2012	(330.03)
55000000	Transportation (O&M)	CF	9300001330	8/31/2012	(84.24)
55000000	Transportation (O&M)	CF	9300001333	8/31/2012	(664.26)
55000000	Transportation (O&M)	CF	9300001333	8/31/2012	664.26
55000000	Transportation (O&M)	CF	9300001335	8/31/2012	(33.33)
55000000	Transportation (O&M)	CF	9300001335	8/31/2012	33.33
55000000	Transportation (O&M)	CF	9300001337	8/31/2012	(276.42)
55000000	Transportation (O&M)	CF	9300001337	8/31/2012	276.42
55000000	Transportation (O&M)	CF	9300001339	8/31/2012	(1,946.32)
55000000	Transportation (O&M)	CF	9300001339	8/31/2012	1,946.32
55000000	Transportation (O&M)	CF	9300001341	8/31/2012	(430.83)
55000000	Transportation (O&M)	CF	9300001341	8/31/2012	430.83
55000000	Transportation (O&M)	CF	9300001343	8/31/2012	(862.34)
55000000	Transportation (O&M)	CF	9300001343	8/31/2012	862.34
55000000	Transportation (O&M)	CF	9300001345	8/31/2012	(10.24)
55000000	Transportation (O&M)	CF	9300001345	8/31/2012	10.24
55000000	Transportation (O&M)	CF	9300001347	8/31/2012	(1,174.33)
55000000	Transportation (O&M)	CF	9300001347	8/31/2012	1,174.33
55000000	Transportation (O&M)	CF	9300001349	8/31/2012	(335.24)
55000000	Transportation (O&M)	CF	9300001349	8/31/2012	335.24
55000000	Transportation (O&M)	CF	9300001351	8/31/2012	(130.42)
55000000	Transportation (O&M)	CF	9300001351	8/31/2012	130.42
55000000	Transportation (O&M)	CF	9300001353	8/31/2012	(84.19)
55000000	Transportation (O&M)	CF	9300001353	8/31/2012	84.19
55000000	Transportation (O&M)	CF	9300001355	8/31/2012	(17.92)
55000000	Transportation (O&M)	CF	9300001355	8/31/2012	17.92
55000000	Transportation (O&M)	CF	9300001357	8/31/2012	(775.48)
55000000	Transportation (O&M)	CF	9300001357	8/31/2012	775.48
55000000	Transportation (O&M)	CF	9300001359	8/31/2012	(2,497.53)
55000000	Transportation (O&M)	CF	9300001359	8/31/2012	2,497.53
55000000	Transportation (O&M)	CF	9300001361	8/31/2012	(44.06)
55000000	Transportation (O&M)	CF	9300001361	8/31/2012	44.06
55000000	Transportation (O&M)	CF	9300001363	8/31/2012	(72.65)
55000000	Transportation (O&M)	CF	9300001363	8/31/2012	72.65
55000000	Transportation (O&M)	CF	9300001365	8/31/2012	(21.78)
55000000	Transportation (O&M)	CF	9300001365	8/31/2012	21.78
55000000	Transportation (O&M)	CF	9300001367	8/31/2012	(1,564.14)
55000000	Transportation (O&M)	CF	9300001367	8/31/2012	1,564.14
55000000	Transportation (O&M)	CF	9300001369	8/31/2012	(484.44)
55000000	Transportation (O&M)	CF	9300001369	8/31/2012	484.44
55000000	Transportation (O&M)	CF	9300001371	8/31/2012	(1,322.55)
55000000	Transportation (O&M)	CF	9300001371	8/31/2012	1,322.55
55000000	Transportation (O&M)	CF	9300001373	8/31/2012	(214.56)
55000000	Transportation (O&M)	CF	9300001373	8/31/2012	214.56
55000000	Transportation (O&M)	CF	9300001375	8/31/2012	(552.42)
55000000	Transportation (O&M)	CF	9300001375	8/31/2012	552.42
55000000	Transportation (O&M)	CF	9300001377	8/31/2012	(993.55)
55000000	Transportation (O&M)	CF	9300001377	8/31/2012	993.55
55000000	Transportation (O&M)	CF	9300001379	8/31/2012	(6,065.10)
55000000	Transportation (O&M)	CF	9300001379	8/31/2012	6,065.10
55000000	Transportation (O&M)	CF	9300001381	8/31/2012	(616.78)
55000000	Transportation (O&M)	CF	9300001381	8/31/2012	616.78
55000000	Transportation (O&M)	CF	9300001383	8/31/2012	59.77
55000000	Transportation (O&M)	CF	9300001383	8/31/2012	(59.77)
55000000	Transportation (O&M)	CF	9300001385	8/31/2012	(10.30)
55000000	Transportation (O&M)	CF	9300001385	8/31/2012	10.30
55000000	Transportation (O&M)	CF	9300001387	8/31/2012	(135.55)
55000000	Transportation (O&M)	CF	9300001387	8/31/2012	135.55
55000000	Transportation (O&M)	CF	9300001389	8/31/2012	(132.59)
55000000	Transportation (O&M)	CF	9300001389	8/31/2012	132.59
55000000	Transportation (O&M)	CF	9300001391	8/31/2012	(122.59)
55000000	Transportation (O&M)	CF	9300001391	8/31/2012	122.59

Kentucky American Water Company  
Case No. 2012-00520  
Response to PSC DR1, Item 31

Account	Description	Doc Type	Document Number	Posting Date	Amount
55000000	Transportation (O&M)	CF	9300001393	8/31/2012	(6.85)
55000000	Transportation (O&M)	CF	9300001393	8/31/2012	6.85
55000000	Transportation (O&M)	CF	9300001395	8/31/2012	(88.63)
55000000	Transportation (O&M)	CF	9300001395	8/31/2012	88.63
55000000	Transportation (O&M)	CF	9300001397	8/31/2012	(95.34)
55000000	Transportation (O&M)	CF	9300001397	8/31/2012	95.34
55000000	Transportation (O&M)	CF	9300001399	8/31/2012	(92.99)
55000000	Transportation (O&M)	CF	9300001399	8/31/2012	92.99
55000000	Transportation (O&M)	CF	9300001401	8/31/2012	(6,039.15)
55000000	Transportation (O&M)	CF	9300001401	8/31/2012	6,039.15
55000000	Transportation (O&M)	CF	9300001403	8/31/2012	(207.44)
55000000	Transportation (O&M)	CF	9300001403	8/31/2012	207.44
55000000	Transportation (O&M)	CF	9300001405	8/31/2012	(77.70)
55000000	Transportation (O&M)	CF	9300001405	8/31/2012	77.70
55000000	Transportation (O&M)	CF	9300001407	8/31/2012	(130.66)
55000000	Transportation (O&M)	CF	9300001407	8/31/2012	130.66
55000000	Transportation (O&M)	CF	9300001409	8/31/2012	(582.25)
55000000	Transportation (O&M)	CF	9300001409	8/31/2012	582.25
55000000	Transportation (O&M)	CF	9300000056	8/31/2012	27.38
55000000	Transportation (O&M)	CF	9300000056	8/31/2012	(27.38)
55000000	Transportation (O&M)	CF	9300000057	8/31/2012	10.65
55000000	Transportation (O&M)	CF	9300000057	8/31/2012	(10.65)
55000000	Transportation (O&M)	CF	9300000058	8/31/2012	866.37
55000000	Transportation (O&M)	CF	9300000058	8/31/2012	(866.37)
55000000	Transportation (O&M)	CF	9300000059	8/31/2012	8.28
55000000	Transportation (O&M)	CF	9300000059	8/31/2012	(8.28)
55000000	Transportation (O&M)	CF	9300000060	8/31/2012	136.33
55000000	Transportation (O&M)	CF	9300000060	8/31/2012	(136.33)
55000000	Transportation (O&M)	CF	9300000061	8/31/2012	187.15
55000000	Transportation (O&M)	CF	9300000061	8/31/2012	(187.15)
55000000	Transportation (O&M)	CF	9300000062	8/31/2012	246.10
55000000	Transportation (O&M)	CF	9300000062	8/31/2012	(246.10)
55000000	Transportation (O&M)	CF	9300000063	8/31/2012	39.50
55000000	Transportation (O&M)	CF	9300000063	8/31/2012	(39.50)
55000000	Transportation (O&M)	CF	9300000064	8/31/2012	1,110.40
55000000	Transportation (O&M)	CF	9300000064	8/31/2012	(1,110.40)
55000000	Transportation (O&M)	CF	9300000065	8/31/2012	26.09
55000000	Transportation (O&M)	CF	9300000065	8/31/2012	(26.09)
55000000	Transportation (O&M)	CF	9300000066	8/31/2012	42.48
55000000	Transportation (O&M)	CF	9300000066	8/31/2012	(42.48)
55000000	Transportation (O&M)	CF	9300000067	8/31/2012	2.48
55000000	Transportation (O&M)	CF	9300000067	8/31/2012	(2.48)
55000000	Transportation (O&M)	CF	9300000068	8/31/2012	32.16
55000000	Transportation (O&M)	CF	9300000068	8/31/2012	(32.16)
55000000	Transportation (O&M)	CF	9300000069	8/31/2012	33.25
55000000	Transportation (O&M)	CF	9300000069	8/31/2012	(33.25)
55000000	Transportation (O&M)	CF	9300000070	8/31/2012	371.85
55000000	Transportation (O&M)	CF	9300000070	8/31/2012	(371.85)
55000000	Transportation (O&M)	CF	9300000071	8/31/2012	29.37
55000000	Transportation (O&M)	CF	9300000071	8/31/2012	(29.37)
55000000	Transportation (O&M)	CF	9300000072	8/31/2012	230.68
55000000	Transportation (O&M)	CF	9300000072	8/31/2012	(230.68)
55000000	Transportation (O&M)	CF	9300000073	8/31/2012	68.10
55000000	Transportation (O&M)	CF	9300000073	8/31/2012	(68.10)
55000000	Transportation (O&M)	CF	9300000074	8/31/2012	49.39
55000000	Transportation (O&M)	CF	9300000074	8/31/2012	(49.39)
55000000	Transportation (O&M)	CF	9300000075	8/31/2012	12.40
55000000	Transportation (O&M)	CF	9300000075	8/31/2012	(12.40)
55000000	Transportation (O&M)	CF	9300000076	8/31/2012	145.04
55000000	Transportation (O&M)	CF	9300000076	8/31/2012	(145.04)
55000000	Transportation (O&M)	CF	9300000077	8/31/2012	86.89
55000000	Transportation (O&M)	CF	9300000077	8/31/2012	(86.89)
55000000	Transportation (O&M)	CF	9300000078	8/31/2012	38.32
55000000	Transportation (O&M)	CF	9300000078	8/31/2012	(38.32)
55000000	Transportation (O&M)	CF	9300000079	8/31/2012	2.54
55000000	Transportation (O&M)	CF	9300000079	8/31/2012	(2.54)
55000000	Transportation (O&M)	CF	9300000080	8/31/2012	322.26
55000000	Transportation (O&M)	CF	9300000080	8/31/2012	(322.26)
55000000	Transportation (O&M)	CF	9300000081	8/31/2012	129.73
55000000	Transportation (O&M)	CF	9300000081	8/31/2012	(129.73)
55000000	Transportation (O&M)	CF	9300000082	8/31/2012	43.71
55000000	Transportation (O&M)	CF	9300000082	8/31/2012	(43.71)
55000000	Transportation (O&M)	CF	9300000083	8/31/2012	21.55
55000000	Transportation (O&M)	CF	9300000083	8/31/2012	(21.55)
55000000	Transportation (O&M)	CF	9300000084	8/31/2012	5.08
55000000	Transportation (O&M)	CF	9300000084	8/31/2012	(5.08)
55000000	Transportation (O&M)	CF	9300000085	8/31/2012	16.79

Kentucky American Water Company  
Case No. 2012-00520  
Response to PSC DR1, Item 31

Account	Description	Doc Type	Document Number	Posting Date	Amount
55000000	Transportation (O&M)	CF	9300000085	8/31/2012	(16.79)
55000000	Transportation (O&M)	CF	9300000086	8/31/2012	79.89
55000000	Transportation (O&M)	CF	9300000086	8/31/2012	(79.89)
55000000	Transportation (O&M)	CF	9300000087	8/31/2012	23.18
55000000	Transportation (O&M)	CF	9300000087	8/31/2012	(23.18)
55000000	Transportation (O&M)	CF	9300000088	8/31/2012	178.79
55000000	Transportation (O&M)	CF	9300000088	8/31/2012	(178.79)
55000000	Transportation (O&M)	CF	9300000089	8/31/2012	41.52
55000000	Transportation (O&M)	CF	9300000089	8/31/2012	(41.52)
55000000	Transportation (O&M)	CF	9300000090	8/31/2012	100.37
55000000	Transportation (O&M)	CF	9300000090	8/31/2012	(100.37)
55000000	Transportation (O&M)	CF	9300000091	8/31/2012	202.43
55000000	Transportation (O&M)	CF	9300000091	8/31/2012	(202.43)
55000000	Transportation (O&M)	CF	9300000092	8/31/2012	17.62
55000000	Transportation (O&M)	CF	9300000092	8/31/2012	(17.62)
55000000	Transportation (O&M)	CF	9300000093	8/31/2012	20.74
55000000	Transportation (O&M)	CF	9300000093	8/31/2012	(20.74)
55000000	Transportation (O&M)	CF	9300000094	8/31/2012	4.91
55000000	Transportation (O&M)	CF	9300000094	8/31/2012	(4.91)
55000000	Transportation (O&M)	CF	9300000095	8/31/2012	4.91
55000000	Transportation (O&M)	CF	9300000095	8/31/2012	(4.91)
55000000	Transportation (O&M)	CF	9300000096	8/31/2012	10.33
55000000	Transportation (O&M)	CF	9300000096	8/31/2012	(10.33)
55000000	Transportation (O&M)	CF	9300000097	8/31/2012	48.83
55000000	Transportation (O&M)	CF	9300000097	8/31/2012	(48.83)
55000000	Transportation (O&M)	CF	9300000098	8/31/2012	6.89
55000000	Transportation (O&M)	CF	9300000098	8/31/2012	(6.89)
55000000	Transportation (O&M)	CF	9300000099	8/31/2012	24.62
55000000	Transportation (O&M)	CF	9300000099	8/31/2012	(24.62)
55000000	Transportation (O&M)	CF	9300000100	8/31/2012	16.25
55000000	Transportation (O&M)	CF	9300000100	8/31/2012	(16.25)
55000000	Transportation (O&M)	CF	9300000101	8/31/2012	25.67
55000000	Transportation (O&M)	CF	9300000101	8/31/2012	(25.67)
55000000	Transportation (O&M)	CF	9300000102	8/31/2012	135.82
55000000	Transportation (O&M)	CF	9300000102	8/31/2012	(135.82)
55000000	Transportation (O&M)	CF	9300000103	8/31/2012	3.00
55000000	Transportation (O&M)	CF	9300000103	8/31/2012	(3.00)
55000000	Transportation (O&M)	CF	9300000104	8/31/2012	3.31
55000000	Transportation (O&M)	CF	9300000104	8/31/2012	(3.31)
55000000	Transportation (O&M)	CF	9300000105	8/31/2012	14.74
55000000	Transportation (O&M)	CF	9300000105	8/31/2012	(14.74)
55000000	Transportation (O&M)	CF	9300000106	8/31/2012	10.04
55000000	Transportation (O&M)	CF	9300000106	8/31/2012	(10.04)
55000000	Transportation (O&M)	CF	9300000107	8/31/2012	66.24
55000000	Transportation (O&M)	CF	9300000107	8/31/2012	(66.24)
55000000	Transportation (O&M)	CF	9300000108	8/31/2012	11.06
55000000	Transportation (O&M)	CF	9300000108	8/31/2012	(11.06)
55000000	Transportation (O&M)	CF	9300000109	8/31/2012	47.50
55000000	Transportation (O&M)	CF	9300000109	8/31/2012	(47.50)
55000000	Transportation (O&M)	CF	9300000110	8/31/2012	10.91
55000000	Transportation (O&M)	CF	9300000110	8/31/2012	(10.91)
55000000	Transportation (O&M)	CF	9300000111	8/31/2012	0.24
55000000	Transportation (O&M)	CF	9300000111	8/31/2012	(0.24)
55000000	Transportation (O&M)	CF	9300000112	8/31/2012	64.67
55000000	Transportation (O&M)	CF	9300000112	8/31/2012	(64.67)
55000000	Transportation (O&M)	CF	9300000113	8/31/2012	28.49
55000000	Transportation (O&M)	CF	9300000113	8/31/2012	(28.49)
55000000	Transportation (O&M)	CF	9300000114	8/31/2012	7.74
55000000	Transportation (O&M)	CF	9300000114	8/31/2012	(7.74)
55000000	Transportation (O&M)	CF	9300000115	8/31/2012	9.90
55000000	Transportation (O&M)	CF	9300000115	8/31/2012	(9.90)
55000000	Transportation (O&M)	CF	9300000116	8/31/2012	4.37
55000000	Transportation (O&M)	CF	9300000116	8/31/2012	(4.37)
55000000	Transportation (O&M)	CF	9300000117	8/31/2012	3.33
55000000	Transportation (O&M)	CF	9300000117	8/31/2012	(3.33)
55000000	Transportation (O&M)	CF	9300000118	8/31/2012	13.42
55000000	Transportation (O&M)	CF	9300000118	8/31/2012	(13.42)
55000000	Transportation (O&M)	CF	9300000119	8/31/2012	0.83
55000000	Transportation (O&M)	CF	9300000119	8/31/2012	(0.83)
55000000	Transportation (O&M)	CF	9300000120	8/31/2012	30.95
55000000	Transportation (O&M)	CF	9300000120	8/31/2012	(30.95)
55000000	Transportation (O&M)	CF	9300000123	8/31/2012	(27.38)
55000000	Transportation (O&M)	CF	9300000123	8/31/2012	27.38
55000000	Transportation (O&M)	CF	9300000125	8/31/2012	(8.28)
55000000	Transportation (O&M)	CF	9300000125	8/31/2012	8.28
55000000	Transportation (O&M)	CF	9300000127	8/31/2012	(136.33)
55000000	Transportation (O&M)	CF	9300000127	8/31/2012	136.33

Kentucky American Water Company  
Case No. 2012-00520  
Response to PSC DR1, Item 31

Account	Description	Doc Type	Document Number	Posting Date	Amount
55000000	Transportation (O&M)	CF	9300000131	8/31/2012	(322.26)
55000000	Transportation (O&M)	CF	9300000131	8/31/2012	322.26
55000000	Transportation (O&M)	CF	9300000134	8/31/2012	(49.39)
55000000	Transportation (O&M)	CF	9300000134	8/31/2012	49.39
55000000	Transportation (O&M)	CF	9300000136	8/31/2012	(145.04)
55000000	Transportation (O&M)	CF	9300000136	8/31/2012	145.04
55000000	Transportation (O&M)	CF	9300000140	8/31/2012	(2.48)
55000000	Transportation (O&M)	CF	9300000140	8/31/2012	2.48
55000000	Transportation (O&M)	CF	9300000142	8/31/2012	(187.15)
55000000	Transportation (O&M)	CF	9300000142	8/31/2012	187.15
55000000	Transportation (O&M)	CF	9300000145	8/31/2012	(39.50)
55000000	Transportation (O&M)	CF	9300000145	8/31/2012	39.50
55000000	Transportation (O&M)	CF	9300000149	8/31/2012	(32.16)
55000000	Transportation (O&M)	CF	9300000149	8/31/2012	32.16
55000000	Transportation (O&M)	CF	9300000151	8/31/2012	(41.52)
55000000	Transportation (O&M)	CF	9300000151	8/31/2012	41.52
55000000	Transportation (O&M)	CF	9300000154	8/31/2012	(2.54)
55000000	Transportation (O&M)	CF	9300000154	8/31/2012	2.54
55000000	Transportation (O&M)	CF	9300000156	8/31/2012	(129.73)
55000000	Transportation (O&M)	CF	9300000156	8/31/2012	129.73
55000000	Transportation (O&M)	CF	9300000159	8/31/2012	(371.85)
55000000	Transportation (O&M)	CF	9300000159	8/31/2012	371.85
55000000	Transportation (O&M)	CF	9300000162	8/31/2012	(16.79)
55000000	Transportation (O&M)	CF	9300000162	8/31/2012	16.79
55000000	Transportation (O&M)	CF	9300000165	8/31/2012	(230.68)
55000000	Transportation (O&M)	CF	9300000165	8/31/2012	230.68
55000000	Transportation (O&M)	CF	9300000169	8/31/2012	(86.89)
55000000	Transportation (O&M)	CF	9300000169	8/31/2012	86.89
55000000	Transportation (O&M)	CF	9300000171	8/31/2012	(246.10)
55000000	Transportation (O&M)	CF	9300000171	8/31/2012	246.10
55000000	Transportation (O&M)	CF	9300000173	8/31/2012	(33.25)
55000000	Transportation (O&M)	CF	9300000173	8/31/2012	33.25
55000000	Transportation (O&M)	CF	9300000175	8/31/2012	(79.89)
55000000	Transportation (O&M)	CF	9300000175	8/31/2012	79.89
55000000	Transportation (O&M)	CF	9300000177	8/31/2012	(178.79)
55000000	Transportation (O&M)	CF	9300000177	8/31/2012	178.79
55000000	Transportation (O&M)	CF	9300000181	8/31/2012	(866.37)
55000000	Transportation (O&M)	CF	9300000181	8/31/2012	866.37
55000000	Transportation (O&M)	CF	9300000183	8/31/2012	(68.10)
55000000	Transportation (O&M)	CF	9300000183	8/31/2012	68.10
55000000	Transportation (O&M)	CF	9300000187	8/31/2012	(5.08)
55000000	Transportation (O&M)	CF	9300000187	8/31/2012	5.08
55000000	Transportation (O&M)	CF	9300000189	8/31/2012	(23.18)
55000000	Transportation (O&M)	CF	9300000189	8/31/2012	23.18
55000000	Transportation (O&M)	CF	9300000191	8/31/2012	(29.37)
55000000	Transportation (O&M)	CF	9300000191	8/31/2012	29.37
55000000	Transportation (O&M)	CF	9300000194	8/31/2012	(26.09)
55000000	Transportation (O&M)	CF	9300000194	8/31/2012	26.09
55000000	Transportation (O&M)	CF	9300000196	8/31/2012	(43.71)
55000000	Transportation (O&M)	CF	9300000196	8/31/2012	43.71
55000000	Transportation (O&M)	CF	9300000198	8/31/2012	(12.40)
55000000	Transportation (O&M)	CF	9300000198	8/31/2012	12.40
55000000	Transportation (O&M)	CF	9300000200	8/31/2012	(10.65)
55000000	Transportation (O&M)	CF	9300000200	8/31/2012	10.65
55000000	Transportation (O&M)	CF	9300000202	8/31/2012	(1,110.40)
55000000	Transportation (O&M)	CF	9300000202	8/31/2012	1,110.40
55000000	Transportation (O&M)	CF	9300000204	8/31/2012	(42.48)
55000000	Transportation (O&M)	CF	9300000204	8/31/2012	42.48
55000000	Transportation (O&M)	CF	9300000206	8/31/2012	(38.32)
55000000	Transportation (O&M)	CF	9300000206	8/31/2012	38.32
55000000	Transportation (O&M)	CF	9300000208	8/31/2012	(21.55)
55000000	Transportation (O&M)	CF	9300000208	8/31/2012	21.55
55000000	Transportation (O&M)	CF	9300000210	8/31/2012	(100.37)
55000000	Transportation (O&M)	CF	9300000210	8/31/2012	100.37
55000000	Transportation (O&M)	CF	9300000219	8/31/2012	300.23
55000000	Transportation (O&M)	CF	9300000219	8/31/2012	(300.23)
55000000	Transportation (O&M)	CF	9300000220	8/31/2012	35.21
55000000	Transportation (O&M)	CF	9300000220	8/31/2012	(35.21)
55000000	Transportation (O&M)	CF	9300000221	8/31/2012	2,124.89
55000000	Transportation (O&M)	CF	9300000221	8/31/2012	(2,124.89)
55000000	Transportation (O&M)	CF	9300000222	8/31/2012	8.16
55000000	Transportation (O&M)	CF	9300000222	8/31/2012	(8.16)
55000000	Transportation (O&M)	CF	9300000223	8/31/2012	392.02
55000000	Transportation (O&M)	CF	9300000223	8/31/2012	(392.02)
55000000	Transportation (O&M)	CF	9300000224	8/31/2012	406.17
55000000	Transportation (O&M)	CF	9300000224	8/31/2012	(406.17)
55000000	Transportation (O&M)	CF	9300000225	8/31/2012	125.84

Kentucky American Water Company  
Case No. 2012-00520  
Response to PSC DR1, Item 31

Account	Description	Doc Type	Document Number	Posting Date	Amount
55000000	Transportation (O&M)	CF	9300000225	8/31/2012	(125.84)
55000000	Transportation (O&M)	CF	9300000226	8/31/2012	1,868.06
55000000	Transportation (O&M)	CF	9300000226	8/31/2012	(1,868.06)
55000000	Transportation (O&M)	CF	9300000227	8/31/2012	34.37
55000000	Transportation (O&M)	CF	9300000227	8/31/2012	(34.37)
55000000	Transportation (O&M)	CF	9300000228	8/31/2012	59.83
55000000	Transportation (O&M)	CF	9300000228	8/31/2012	(59.83)
55000000	Transportation (O&M)	CF	9300000229	8/31/2012	2.57
55000000	Transportation (O&M)	CF	9300000229	8/31/2012	(2.57)
55000000	Transportation (O&M)	CF	9300000230	8/31/2012	32.16
55000000	Transportation (O&M)	CF	9300000230	8/31/2012	(32.16)
55000000	Transportation (O&M)	CF	9300000231	8/31/2012	72.57
55000000	Transportation (O&M)	CF	9300000231	8/31/2012	(72.57)
55000000	Transportation (O&M)	CF	9300000232	8/31/2012	859.91
55000000	Transportation (O&M)	CF	9300000232	8/31/2012	(859.91)
55000000	Transportation (O&M)	CF	9300000233	8/31/2012	10.74
55000000	Transportation (O&M)	CF	9300000233	8/31/2012	(10.74)
55000000	Transportation (O&M)	CF	9300000234	8/31/2012	36.02
55000000	Transportation (O&M)	CF	9300000234	8/31/2012	(36.02)
55000000	Transportation (O&M)	CF	9300000235	8/31/2012	540.74
55000000	Transportation (O&M)	CF	9300000235	8/31/2012	(540.74)
55000000	Transportation (O&M)	CF	9300000236	8/31/2012	236.09
55000000	Transportation (O&M)	CF	9300000236	8/31/2012	(236.09)
55000000	Transportation (O&M)	CF	9300000237	8/31/2012	163.09
55000000	Transportation (O&M)	CF	9300000237	8/31/2012	(163.09)
55000000	Transportation (O&M)	CF	9300000238	8/31/2012	34.62
55000000	Transportation (O&M)	CF	9300000238	8/31/2012	(34.62)
55000000	Transportation (O&M)	CF	9300000239	8/31/2012	211.65
55000000	Transportation (O&M)	CF	9300000239	8/31/2012	(211.65)
55000000	Transportation (O&M)	CF	9300000240	8/31/2012	152.03
55000000	Transportation (O&M)	CF	9300000240	8/31/2012	(152.03)
55000000	Transportation (O&M)	CF	9300000241	8/31/2012	6.30
55000000	Transportation (O&M)	CF	9300000241	8/31/2012	(6.30)
55000000	Transportation (O&M)	CF	9300000242	8/31/2012	637.65
55000000	Transportation (O&M)	CF	9300000242	8/31/2012	(637.65)
55000000	Transportation (O&M)	CF	9300000243	8/31/2012	3.38
55000000	Transportation (O&M)	CF	9300000243	8/31/2012	(3.38)
55000000	Transportation (O&M)	CF	9300000244	8/31/2012	252.73
55000000	Transportation (O&M)	CF	9300000244	8/31/2012	(252.73)
55000000	Transportation (O&M)	CF	9300000245	8/31/2012	42.89
55000000	Transportation (O&M)	CF	9300000245	8/31/2012	(42.89)
55000000	Transportation (O&M)	CF	9300000246	8/31/2012	29.48
55000000	Transportation (O&M)	CF	9300000246	8/31/2012	(29.48)
55000000	Transportation (O&M)	CF	9300000247	8/31/2012	21.73
55000000	Transportation (O&M)	CF	9300000247	8/31/2012	(21.73)
55000000	Transportation (O&M)	CF	9300000248	8/31/2012	19.04
55000000	Transportation (O&M)	CF	9300000248	8/31/2012	(19.04)
55000000	Transportation (O&M)	CF	9300000249	8/31/2012	192.56
55000000	Transportation (O&M)	CF	9300000249	8/31/2012	(192.56)
55000000	Transportation (O&M)	CF	9300000250	8/31/2012	43.67
55000000	Transportation (O&M)	CF	9300000250	8/31/2012	(43.67)
55000000	Transportation (O&M)	CF	9300000251	8/31/2012	311.22
55000000	Transportation (O&M)	CF	9300000251	8/31/2012	(311.22)
55000000	Transportation (O&M)	CF	9300000252	8/31/2012	186.79
55000000	Transportation (O&M)	CF	9300000252	8/31/2012	(186.79)
55000000	Transportation (O&M)	CF	9300000253	8/31/2012	522.39
55000000	Transportation (O&M)	CF	9300000253	8/31/2012	(522.39)
55000000	Transportation (O&M)	CF	9300000254	8/31/2012	11.62
55000000	Transportation (O&M)	CF	9300000254	8/31/2012	(11.62)
55000000	Transportation (O&M)	CF	9300000255	8/31/2012	14.65
55000000	Transportation (O&M)	CF	9300000255	8/31/2012	(14.65)
55000000	Transportation (O&M)	CF	9300000256	8/31/2012	2.77
55000000	Transportation (O&M)	CF	9300000256	8/31/2012	(2.77)
55000000	Transportation (O&M)	CF	9300000257	8/31/2012	21.54
55000000	Transportation (O&M)	CF	9300000257	8/31/2012	(21.54)
55000000	Transportation (O&M)	CF	9300000258	8/31/2012	21.54
55000000	Transportation (O&M)	CF	9300000258	8/31/2012	(21.54)
55000000	Transportation (O&M)	CF	9300000259	8/31/2012	79.06
55000000	Transportation (O&M)	CF	9300000259	8/31/2012	(79.06)
55000000	Transportation (O&M)	CF	9300000260	8/31/2012	8.78
55000000	Transportation (O&M)	CF	9300000260	8/31/2012	(8.78)
55000000	Transportation (O&M)	CF	9300000261	8/31/2012	20.73
55000000	Transportation (O&M)	CF	9300000261	8/31/2012	(20.73)
55000000	Transportation (O&M)	CF	9300000262	8/31/2012	7.50
55000000	Transportation (O&M)	CF	9300000262	8/31/2012	(7.50)
55000000	Transportation (O&M)	CF	9300000263	8/31/2012	19.25
55000000	Transportation (O&M)	CF	9300000263	8/31/2012	(19.25)



Kentucky American Water Company  
Case No. 2012-00520  
Response to PSC DR1, Item 31

Account	Description	Doc Type	Document Number	Posting Date	Amount
55000000	Transportation (O&M)	CF	9300000264	8/31/2012	19.25
55000000	Transportation (O&M)	CF	9300000264	8/31/2012	(19.25)
55000000	Transportation (O&M)	CF	9300000265	8/31/2012	38.51
55000000	Transportation (O&M)	CF	9300000265	8/31/2012	(38.51)
55000000	Transportation (O&M)	CF	9300000266	8/31/2012	301.28
55000000	Transportation (O&M)	CF	9300000266	8/31/2012	(301.28)
55000000	Transportation (O&M)	CF	9300000267	8/31/2012	16.22
55000000	Transportation (O&M)	CF	9300000267	8/31/2012	(16.22)
55000000	Transportation (O&M)	CF	9300000268	8/31/2012	85.75
55000000	Transportation (O&M)	CF	9300000268	8/31/2012	(85.75)
55000000	Transportation (O&M)	CF	9300000269	8/31/2012	2.70
55000000	Transportation (O&M)	CF	9300000269	8/31/2012	(2.70)
55000000	Transportation (O&M)	CF	9300000270	8/31/2012	1.45
55000000	Transportation (O&M)	CF	9300000270	8/31/2012	(1.45)
55000000	Transportation (O&M)	CF	9300000271	8/31/2012	30.17
55000000	Transportation (O&M)	CF	9300000271	8/31/2012	(30.17)
55000000	Transportation (O&M)	CF	9300000272	8/31/2012	83.99
55000000	Transportation (O&M)	CF	9300000272	8/31/2012	(83.99)
55000000	Transportation (O&M)	CF	9300000273	8/31/2012	41.66
55000000	Transportation (O&M)	CF	9300000273	8/31/2012	(41.66)
55000000	Transportation (O&M)	CF	9300000274	8/31/2012	87.84
55000000	Transportation (O&M)	CF	9300000274	8/31/2012	(87.84)
55000000	Transportation (O&M)	CF	9300000275	8/31/2012	27.81
55000000	Transportation (O&M)	CF	9300000275	8/31/2012	(27.81)
55000000	Transportation (O&M)	CF	9300000276	8/31/2012	9.94
55000000	Transportation (O&M)	CF	9300000276	8/31/2012	(9.94)
55000000	Transportation (O&M)	CF	9300000277	8/31/2012	26.35
55000000	Transportation (O&M)	CF	9300000277	8/31/2012	(26.35)
55000000	Transportation (O&M)	CF	9300000278	8/31/2012	106.97
55000000	Transportation (O&M)	CF	9300000278	8/31/2012	(106.97)
55000000	Transportation (O&M)	CF	9300000279	8/31/2012	40.57
55000000	Transportation (O&M)	CF	9300000279	8/31/2012	(40.57)
55000000	Transportation (O&M)	CF	9300000280	8/31/2012	15.50
55000000	Transportation (O&M)	CF	9300000280	8/31/2012	(15.50)
55000000	Transportation (O&M)	CF	9300000281	8/31/2012	37.23
55000000	Transportation (O&M)	CF	9300000281	8/31/2012	(37.23)
55000000	Transportation (O&M)	CF	9300000282	8/31/2012	7.50
55000000	Transportation (O&M)	CF	9300000282	8/31/2012	(7.50)
55000000	Transportation (O&M)	CF	9300000283	8/31/2012	6.25
55000000	Transportation (O&M)	CF	9300000283	8/31/2012	(6.25)
55000000	Transportation (O&M)	CF	9300000284	8/31/2012	17.80
55000000	Transportation (O&M)	CF	9300000284	8/31/2012	(17.80)
55000000	Transportation (O&M)	CF	9300000285	8/31/2012	11.65
55000000	Transportation (O&M)	CF	9300000285	8/31/2012	(11.65)
55000000	Transportation (O&M)	CF	9300000286	8/31/2012	1.67
55000000	Transportation (O&M)	CF	9300000286	8/31/2012	(1.67)
55000000	Transportation (O&M)	CF	9300000287	8/31/2012	38.69
55000000	Transportation (O&M)	CF	9300000287	8/31/2012	(38.69)
55000000	Transportation (O&M)	CF	9300000292	8/31/2012	(300.23)
55000000	Transportation (O&M)	CF	9300000292	8/31/2012	300.23
55000000	Transportation (O&M)	CF	9300000294	8/31/2012	(8.16)
55000000	Transportation (O&M)	CF	9300000294	8/31/2012	8.16
55000000	Transportation (O&M)	CF	9300000297	8/31/2012	(637.65)
55000000	Transportation (O&M)	CF	9300000297	8/31/2012	637.65
55000000	Transportation (O&M)	CF	9300000301	8/31/2012	(163.09)
55000000	Transportation (O&M)	CF	9300000301	8/31/2012	163.09
55000000	Transportation (O&M)	CF	9300000303	8/31/2012	(211.65)
55000000	Transportation (O&M)	CF	9300000303	8/31/2012	211.65
55000000	Transportation (O&M)	CF	9300000307	8/31/2012	(2.57)
55000000	Transportation (O&M)	CF	9300000307	8/31/2012	2.57
55000000	Transportation (O&M)	CF	9300000309	8/31/2012	(392.02)
55000000	Transportation (O&M)	CF	9300000309	8/31/2012	392.02
55000000	Transportation (O&M)	CF	9300000313	8/31/2012	(125.84)
55000000	Transportation (O&M)	CF	9300000313	8/31/2012	125.84
55000000	Transportation (O&M)	CF	9300000318	8/31/2012	(32.16)
55000000	Transportation (O&M)	CF	9300000318	8/31/2012	32.16
55000000	Transportation (O&M)	CF	9300000320	8/31/2012	(6.30)
55000000	Transportation (O&M)	CF	9300000320	8/31/2012	6.30
55000000	Transportation (O&M)	CF	9300000323	8/31/2012	(252.73)
55000000	Transportation (O&M)	CF	9300000323	8/31/2012	252.73
55000000	Transportation (O&M)	CF	9300000328	8/31/2012	(859.91)
55000000	Transportation (O&M)	CF	9300000328	8/31/2012	859.91
55000000	Transportation (O&M)	CF	9300000331	8/31/2012	(21.73)
55000000	Transportation (O&M)	CF	9300000331	8/31/2012	21.73
55000000	Transportation (O&M)	CF	9300000333	8/31/2012	(19.04)
55000000	Transportation (O&M)	CF	9300000333	8/31/2012	19.04
55000000	Transportation (O&M)	CF	9300000335	8/31/2012	(10.74)

Kentucky American Water Company  
Case No. 2012-00520  
Response to PSC DR1, Item 31

Account	Description	Doc Type	Document Number	Posting Date	Amount
55000000	Transportation (O&M)	CF	9300000335	8/31/2012	10.74
55000000	Transportation (O&M)	CF	9300000340	8/31/2012	(540.74)
55000000	Transportation (O&M)	CF	9300000340	8/31/2012	540.74
55000000	Transportation (O&M)	CF	9300000344	8/31/2012	(152.03)
55000000	Transportation (O&M)	CF	9300000344	8/31/2012	152.03
55000000	Transportation (O&M)	CF	9300000348	8/31/2012	(406.17)
55000000	Transportation (O&M)	CF	9300000348	8/31/2012	406.17
55000000	Transportation (O&M)	CF	9300000351	8/31/2012	(72.57)
55000000	Transportation (O&M)	CF	9300000351	8/31/2012	72.57
55000000	Transportation (O&M)	CF	9300000353	8/31/2012	(192.56)
55000000	Transportation (O&M)	CF	9300000353	8/31/2012	192.56
55000000	Transportation (O&M)	CF	9300000355	8/31/2012	(311.22)
55000000	Transportation (O&M)	CF	9300000355	8/31/2012	311.22
55000000	Transportation (O&M)	CF	9300000359	8/31/2012	(2,124.89)
55000000	Transportation (O&M)	CF	9300000359	8/31/2012	2,124.89
55000000	Transportation (O&M)	CF	9300000361	8/31/2012	(236.09)
55000000	Transportation (O&M)	CF	9300000361	8/31/2012	236.09
55000000	Transportation (O&M)	CF	9300000365	8/31/2012	(29.48)
55000000	Transportation (O&M)	CF	9300000365	8/31/2012	29.48
55000000	Transportation (O&M)	CF	9300000367	8/31/2012	(43.67)
55000000	Transportation (O&M)	CF	9300000367	8/31/2012	43.67
55000000	Transportation (O&M)	CF	9300000369	8/31/2012	(36.02)
55000000	Transportation (O&M)	CF	9300000369	8/31/2012	36.02
55000000	Transportation (O&M)	CF	9300000373	8/31/2012	(34.37)
55000000	Transportation (O&M)	CF	9300000373	8/31/2012	34.37
55000000	Transportation (O&M)	CF	9300000375	8/31/2012	(3.38)
55000000	Transportation (O&M)	CF	9300000375	8/31/2012	3.38
55000000	Transportation (O&M)	CF	9300000377	8/31/2012	(34.62)
55000000	Transportation (O&M)	CF	9300000377	8/31/2012	34.62
55000000	Transportation (O&M)	CF	9300000379	8/31/2012	(35.21)
55000000	Transportation (O&M)	CF	9300000379	8/31/2012	35.21
55000000	Transportation (O&M)	CF	9300000381	8/31/2012	(1,868.06)
55000000	Transportation (O&M)	CF	9300000381	8/31/2012	1,868.06
55000000	Transportation (O&M)	CF	9300000383	8/31/2012	(59.83)
55000000	Transportation (O&M)	CF	9300000383	8/31/2012	59.83
55000000	Transportation (O&M)	CF	9300000385	8/31/2012	(42.89)
55000000	Transportation (O&M)	CF	9300000385	8/31/2012	42.89
55000000	Transportation (O&M)	CF	9300000387	8/31/2012	(186.79)
55000000	Transportation (O&M)	CF	9300000387	8/31/2012	186.79
55000000	Transportation (O&M)	CS	9300001256	8/31/2012	(6,065.10)
55000000	Transportation (O&M)	CS	9300001378	8/31/2012	6,065.10
55000000	Transportation (O&M)	CS	9300001276	8/31/2012	(92.99)
55000000	Transportation (O&M)	CS	9300001398	8/31/2012	92.99
55000000	Transportation (O&M)	CS	9300001210	8/31/2012	(664.26)
55000000	Transportation (O&M)	CS	9300001332	8/31/2012	664.26
55000000	Transportation (O&M)	CS	9300001248	8/31/2012	(1,322.55)
55000000	Transportation (O&M)	CS	9300001370	8/31/2012	1,322.55
55000000	Transportation (O&M)	CS	9300001224	8/31/2012	(1,174.33)
55000000	Transportation (O&M)	CS	9300001346	8/31/2012	1,174.33
55000000	Transportation (O&M)	CS	9300001214	8/31/2012	(276.42)
55000000	Transportation (O&M)	CS	9300001336	8/31/2012	276.42
55000000	Transportation (O&M)	CS	9300001212	8/31/2012	(33.33)
55000000	Transportation (O&M)	CS	9300001334	8/31/2012	33.33
55000000	Transportation (O&M)	CS	9300001278	8/31/2012	(6,039.15)
55000000	Transportation (O&M)	CS	9300001400	8/31/2012	6,039.15
55000000	Transportation (O&M)	CS	9300001226	8/31/2012	(335.24)
55000000	Transportation (O&M)	CS	9300001348	8/31/2012	335.24
55000000	Transportation (O&M)	CS	9300001228	8/31/2012	(130.42)
55000000	Transportation (O&M)	CS	9300001350	8/31/2012	130.42
55000000	Transportation (O&M)	CS	9300001222	8/31/2012	(10.24)
55000000	Transportation (O&M)	CS	9300001344	8/31/2012	10.24
55000000	Transportation (O&M)	CS	9300001280	8/31/2012	(207.44)
55000000	Transportation (O&M)	CS	9300001402	8/31/2012	207.44
55000000	Transportation (O&M)	CS	9300001268	8/31/2012	(122.59)
55000000	Transportation (O&M)	CS	9300001390	8/31/2012	122.59
55000000	Transportation (O&M)	CS	9300001250	8/31/2012	(214.56)
55000000	Transportation (O&M)	CS	9300001372	8/31/2012	214.56
55000000	Transportation (O&M)	CS	9300001236	8/31/2012	(2,497.53)
55000000	Transportation (O&M)	CS	9300001358	8/31/2012	2,497.53
55000000	Transportation (O&M)	CS	9300001266	8/31/2012	(132.59)
55000000	Transportation (O&M)	CS	9300001388	8/31/2012	132.59
55000000	Transportation (O&M)	CS	9300001242	8/31/2012	(21.78)
55000000	Transportation (O&M)	CS	9300001364	8/31/2012	21.78
55000000	Transportation (O&M)	CS	9300001244	8/31/2012	(1,564.14)
55000000	Transportation (O&M)	CS	9300001366	8/31/2012	1,564.14
55000000	Transportation (O&M)	CS	9300001258	8/31/2012	(616.78)
55000000	Transportation (O&M)	CS	9300001380	8/31/2012	616.78

Kentucky American Water Company  
Case No. 2012-00520  
Response to PSC DR1, Item 31

Account	Description	Doc Type	Document Number	Posting Date	Amount
55000000	Transportation (O&M)	CS	9300001216	8/31/2012	(1,946.32)
55000000	Transportation (O&M)	CS	9300001338	8/31/2012	1,946.32
55000000	Transportation (O&M)	CS	9300001232	8/31/2012	(17.92)
55000000	Transportation (O&M)	CS	9300001354	8/31/2012	17.92
55000000	Transportation (O&M)	CS	9300001282	8/31/2012	(77.70)
55000000	Transportation (O&M)	CS	9300001404	8/31/2012	77.70
55000000	Transportation (O&M)	CS	9300000343	8/31/2012	(1,236.29)
55000000	Transportation (O&M)	CS	9300001200	8/31/2012	(1,932.96)
55000000	Transportation (O&M)	CS	9300001246	8/31/2012	(484.44)
55000000	Transportation (O&M)	CS	9300001368	8/31/2012	484.44
55000000	Transportation (O&M)	CS	9300001220	8/31/2012	(862.34)
55000000	Transportation (O&M)	CS	9300001342	8/31/2012	862.34
55000000	Transportation (O&M)	CS	9300001274	8/31/2012	(95.34)
55000000	Transportation (O&M)	CS	9300001396	8/31/2012	95.34
55000000	Transportation (O&M)	CS	9300001218	8/31/2012	(430.83)
55000000	Transportation (O&M)	CS	9300001340	8/31/2012	430.83
55000000	Transportation (O&M)	CS	9300001270	8/31/2012	(6.85)
55000000	Transportation (O&M)	CS	9300001392	8/31/2012	6.85
55000000	Transportation (O&M)	CS	9300001234	8/31/2012	(775.48)
55000000	Transportation (O&M)	CS	9300001356	8/31/2012	775.48
55000000	Transportation (O&M)	CS	9300001272	8/31/2012	(88.63)
55000000	Transportation (O&M)	CS	9300001394	8/31/2012	88.63
55000000	Transportation (O&M)	CS	9300001260	8/31/2012	(59.77)
55000000	Transportation (O&M)	CS	9300001382	8/31/2012	59.77
55000000	Transportation (O&M)	CS	9300001284	8/31/2012	(130.66)
55000000	Transportation (O&M)	CS	9300001406	8/31/2012	130.66
55000000	Transportation (O&M)	CS	9300001262	8/31/2012	(10.30)
55000000	Transportation (O&M)	CS	9300001384	8/31/2012	10.30
55000000	Transportation (O&M)	CS	9300001238	8/31/2012	(44.06)
55000000	Transportation (O&M)	CS	9300001360	8/31/2012	44.06
55000000	Transportation (O&M)	CS	9300001252	8/31/2012	(552.42)
55000000	Transportation (O&M)	CS	9300001374	8/31/2012	552.42
55000000	Transportation (O&M)	CS	9300001240	8/31/2012	(72.65)
55000000	Transportation (O&M)	CS	9300001362	8/31/2012	72.65
55000000	Transportation (O&M)	CS	9300001254	8/31/2012	(993.55)
55000000	Transportation (O&M)	CS	9300001376	8/31/2012	993.55
55000000	Transportation (O&M)	CS	9300001264	8/31/2012	(135.55)
55000000	Transportation (O&M)	CS	9300001386	8/31/2012	135.55
55000000	Transportation (O&M)	CS	9300001230	8/31/2012	(84.19)
55000000	Transportation (O&M)	CS	9300001352	8/31/2012	84.19
55000000	Transportation (O&M)	CS	9300001286	8/31/2012	(582.25)
55000000	Transportation (O&M)	CS	9300001408	8/31/2012	582.25
55000013	Trans Oper WT	CS	9300001256	8/31/2012	6,065.10
55000013	Trans Oper WT	CS	9300001378	8/31/2012	(6,065.10)
55000013	Trans Oper WT	CS	9300001276	8/31/2012	92.99
55000013	Trans Oper WT	CS	9300001398	8/31/2012	(92.99)
55000013	Trans Oper WT	CS	9300001210	8/31/2012	664.26
55000013	Trans Oper WT	CS	9300001332	8/31/2012	(664.26)
55000013	Trans Oper WT	CS	9300001248	8/31/2012	1,322.55
55000013	Trans Oper WT	CS	9300001370	8/31/2012	(1,322.55)
55000013	Trans Oper WT	CS	9300001224	8/31/2012	1,174.33
55000013	Trans Oper WT	CS	9300001346	8/31/2012	(1,174.33)
55000013	Trans Oper WT	CS	9300001214	8/31/2012	276.42
55000013	Trans Oper WT	CS	9300001336	8/31/2012	(276.42)
55000013	Trans Oper WT	CS	9300001212	8/31/2012	33.33
55000013	Trans Oper WT	CS	9300001334	8/31/2012	(33.33)
55000014	Trans Oper TD	CS	9300001278	8/31/2012	6,039.15
55000014	Trans Oper TD	CS	9300001400	8/31/2012	(6,039.15)
55000014	Trans Oper TD	CS	9300001226	8/31/2012	335.24
55000014	Trans Oper TD	CS	9300001348	8/31/2012	(335.24)
55000014	Trans Oper TD	CS	9300001228	8/31/2012	130.42
55000014	Trans Oper TD	CS	9300001350	8/31/2012	(130.42)
55000014	Trans Oper TD	CS	9300001222	8/31/2012	10.24
55000014	Trans Oper TD	CS	9300001344	8/31/2012	(10.24)
55000014	Trans Oper TD	CS	9300001280	8/31/2012	207.44
55000014	Trans Oper TD	CS	9300001402	8/31/2012	(207.44)
55000014	Trans Oper TD	CS	9300001268	8/31/2012	122.59
55000014	Trans Oper TD	CS	9300001390	8/31/2012	(122.59)
55000014	Trans Oper TD	CS	9300001250	8/31/2012	214.56
55000014	Trans Oper TD	CS	9300001372	8/31/2012	(214.56)
55000014	Trans Oper TD	CS	9300001236	8/31/2012	2,497.53
55000014	Trans Oper TD	CS	9300001358	8/31/2012	(2,497.53)
55000015	Trans Oper CA	CS	9300001266	8/31/2012	132.59
55000015	Trans Oper CA	CS	9300001388	8/31/2012	(132.59)
55000015	Trans Oper CA	CS	9300001242	8/31/2012	21.78
55000015	Trans Oper CA	CS	9300001364	8/31/2012	(21.78)
55000015	Trans Oper CA	CS	9300001244	8/31/2012	1,564.14

Kentucky American Water Company  
Case No. 2012-00520  
Response to PSC DR1, Item 31

Account	Description	Doc Type	Document Number	Posting Date	Amount
55000015	Trans Oper CA	CS	9300001366	8/31/2012	(1,564.14)
55000015	Trans Oper CA	CS	9300001258	8/31/2012	616.78
55000015	Trans Oper CA	CS	9300001380	8/31/2012	(616.78)
55000016	Trans Oper AG	CS	9300001216	8/31/2012	1,946.32
55000016	Trans Oper AG	CS	9300001338	8/31/2012	(1,946.32)
55000016	Trans Oper AG	CS	9300001232	8/31/2012	17.92
55000016	Trans Oper AG	CS	9300001354	8/31/2012	(17.92)
55000016	Trans Oper AG	CS	9300001282	8/31/2012	77.70
55000016	Trans Oper AG	CS	9300001404	8/31/2012	(77.70)
55000016	Trans Oper AG	CS	9300000343	8/31/2012	1,236.29
55000016	Trans Oper AG	CS	9300001200	8/31/2012	1,932.96
55000016	Trans Oper AG	CS	9300001246	8/31/2012	484.44
55000016	Trans Oper AG	CS	9300001368	8/31/2012	(484.44)
55000016	Trans Oper AG	CS	9300001220	8/31/2012	862.34
55000016	Trans Oper AG	CS	9300001342	8/31/2012	(862.34)
55000016	Trans Oper AG	CS	9300001274	8/31/2012	95.34
55000016	Trans Oper AG	CS	9300001396	8/31/2012	(95.34)
55000016	Trans Oper AG	CS	9300001218	8/31/2012	430.83
55000016	Trans Oper AG	CS	9300001340	8/31/2012	(430.83)
55000021	Trans Maint SS	CS	9300001270	8/31/2012	6.85
55000021	Trans Maint SS	CS	9300001392	8/31/2012	(6.85)
55000023	Trans Maint WT	CS	9300001234	8/31/2012	775.48
55000023	Trans Maint WT	CS	9300001356	8/31/2012	(775.48)
55000023	Trans Maint WT	CS	9300001272	8/31/2012	88.63
55000023	Trans Maint WT	CS	9300001394	8/31/2012	(88.63)
55000024	Trans Maint TD	CS	9300001260	8/31/2012	59.77
55000024	Trans Maint TD	CS	9300001382	8/31/2012	(59.77)
55000024	Trans Maint TD	CS	9300001284	8/31/2012	130.66
55000024	Trans Maint TD	CS	9300001406	8/31/2012	(130.66)
55000024	Trans Maint TD	CS	9300001262	8/31/2012	10.30
55000024	Trans Maint TD	CS	9300001384	8/31/2012	(10.30)
55000024	Trans Maint TD	CS	9300001238	8/31/2012	44.06
55000024	Trans Maint TD	CS	9300001360	8/31/2012	(44.06)
55000024	Trans Maint TD	CS	9300001252	8/31/2012	552.42
55000024	Trans Maint TD	CS	9300001374	8/31/2012	(552.42)
55000024	Trans Maint TD	CS	9300001240	8/31/2012	72.65
55000024	Trans Maint TD	CS	9300001362	8/31/2012	(72.65)
55000024	Trans Maint TD	CS	9300001254	8/31/2012	993.55
55000024	Trans Maint TD	CS	9300001376	8/31/2012	(993.55)
55000024	Trans Maint TD	CS	9300001264	8/31/2012	135.55
55000024	Trans Maint TD	CS	9300001386	8/31/2012	(135.55)
55000024	Trans Maint TD	CS	9300001230	8/31/2012	84.19
55000024	Trans Maint TD	CS	9300001352	8/31/2012	(84.19)
55000024	Trans Maint TD	CS	9300001286	8/31/2012	582.25
55000024	Trans Maint TD	CS	9300001408	8/31/2012	(582.25)
55000100	Trans Cap Credits	UT	9300000121	8/31/2012	(202.43)
55000100	Trans Cap Credits	UT	9300000290	8/31/2012	(522.39)
55000100	Trans Cap Credits	UT	9300001208	8/31/2012	(1,469.65)
55000100	Trans Cap Credits	UT	9300001331	8/31/2012	1,469.65
55000100	Trans Cap Credits	UT	9300001331	8/31/2012	(1,469.65)
55000100	Trans Cap Credits	UZ	2000000102	8/31/2012	(13.97)
55000100	Trans Cap Credits	UZ	2000000119	8/31/2012	(13.97)
55000100	Trans Cap Credits	UZ	2000000119	8/31/2012	13.97
55000100	Trans Cap Credits	UZ	2000000102	8/31/2012	(116.81)
55000100	Trans Cap Credits	UZ	2000000119	8/31/2012	116.81
55000100	Trans Cap Credits	UZ	2000000119	8/31/2012	(116.81)
55000100	Trans Cap Credits	UZ	2000000102	8/31/2012	(181.25)
55000100	Trans Cap Credits	UZ	2000000119	8/31/2012	(181.25)
55000100	Trans Cap Credits	UZ	2000000119	8/31/2012	181.25
55000100	Trans Cap Credits	UZ	2000000102	8/31/2012	(9.96)
55000100	Trans Cap Credits	UZ	2000000119	8/31/2012	(9.96)
55000100	Trans Cap Credits	UZ	2000000119	8/31/2012	9.96
55000100	Trans Cap Credits	UZ	2000000102	8/31/2012	(9.96)
55000100	Trans Cap Credits	UZ	2000000119	8/31/2012	(9.96)
55000100	Trans Cap Credits	UZ	2000000119	8/31/2012	9.96
55000100	Trans Cap Credits	UZ	2000000102	8/31/2012	(43.67)
55000100	Trans Cap Credits	UZ	2000000119	8/31/2012	(43.67)
55000100	Trans Cap Credits	UZ	2000000119	8/31/2012	43.67
55000100	Trans Cap Credits	UZ	2000000102	8/31/2012	(42.05)
55000100	Trans Cap Credits	UZ	2000000119	8/31/2012	(42.05)
55000100	Trans Cap Credits	UZ	2000000119	8/31/2012	42.05
55000100	Trans Cap Credits	UZ	2000000102	8/31/2012	(43.67)
55000100	Trans Cap Credits	UZ	2000000119	8/31/2012	(43.67)
55000100	Trans Cap Credits	UZ	2000000119	8/31/2012	43.67
55000100	Trans Cap Credits	UZ	2000000102	8/31/2012	(41.34)
55000100	Trans Cap Credits	UZ	2000000119	8/31/2012	(41.34)
55000100	Trans Cap Credits	UZ	2000000119	8/31/2012	41.34

Kentucky American Water Company  
 Case No. 2012-00520  
 Response to PSC DR1, Item 31

Account	Description	Doc Type	Document Number	Posting Date	Amount
55000100	Trans Cap Credits	UZ	2000000102	8/31/2012	(29.70)
55000100	Trans Cap Credits	UZ	2000000119	8/31/2012	(29.70)
55000100	Trans Cap Credits	UZ	2000000119	8/31/2012	29.70
55000100	Trans Cap Credits	UZ	2000000102	8/31/2012	(23.56)
55000100	Trans Cap Credits	UZ	2000000119	8/31/2012	(23.56)
55000100	Trans Cap Credits	UZ	2000000119	8/31/2012	23.56
55000100	Trans Cap Credits	UZ	2000000102	8/31/2012	(91.95)
55000100	Trans Cap Credits	UZ	2000000119	8/31/2012	91.95
55000100	Trans Cap Credits	UZ	2000000119	8/31/2012	(91.95)
55000100	Trans Cap Credits	UZ	2000000102	8/31/2012	(48.16)
55000100	Trans Cap Credits	UZ	2000000119	8/31/2012	48.16
55000100	Trans Cap Credits	UZ	2000000119	8/31/2012	(48.16)
55000100	Trans Cap Credits	UZ	2000000102	8/31/2012	(52.05)
55000100	Trans Cap Credits	UZ	2000000119	8/31/2012	52.05
55000100	Trans Cap Credits	UZ	2000000119	8/31/2012	(52.05)
55000100	Trans Cap Credits	UZ	2000000102	8/31/2012	(886.27)
55000100	Trans Cap Credits	UZ	2000000119	8/31/2012	886.27
55000100	Trans Cap Credits	UZ	2000000119	8/31/2012	(886.27)
55000100	Trans Cap Credits	UZ	2000000102	8/31/2012	(78.08)
55000100	Trans Cap Credits	UZ	2000000119	8/31/2012	(78.08)
55000100	Trans Cap Credits	UZ	2000000119	8/31/2012	78.08
55000100	Trans Cap Credits	UZ	2000000102	8/31/2012	(39.03)
55000100	Trans Cap Credits	UZ	2000000119	8/31/2012	(39.03)
55000100	Trans Cap Credits	UZ	2000000119	8/31/2012	39.03
55000100	Trans Cap Credits	UZ	2000000102	8/31/2012	(39.03)
55000100	Trans Cap Credits	UZ	2000000119	8/31/2012	(39.03)
55000100	Trans Cap Credits	UZ	2000000119	8/31/2012	39.03
55000100	Trans Cap Credits	UZ	2000000102	8/31/2012	(180.58)
55000100	Trans Cap Credits	UZ	2000000119	8/31/2012	(180.58)
55000100	Trans Cap Credits	UZ	2000000119	8/31/2012	180.58
55000100	Trans Cap Credits	UZ	2000000102	8/31/2012	(38.97)
55000100	Trans Cap Credits	UZ	2000000119	8/31/2012	(38.97)
55000100	Trans Cap Credits	UZ	2000000119	8/31/2012	38.97
55000100	Trans Cap Credits	UZ	2000000102	8/31/2012	(81.53)
55000100	Trans Cap Credits	UZ	2000000119	8/31/2012	(81.53)
55000100	Trans Cap Credits	UZ	2000000119	8/31/2012	81.53
55000100	Trans Cap Credits	UZ	2000000102	8/31/2012	(2.94)
55000100	Trans Cap Credits	UZ	2000000119	8/31/2012	(2.94)
55000100	Trans Cap Credits	UZ	2000000119	8/31/2012	2.94
55000100	Trans Cap Credits	UZ	2000000102	8/31/2012	(35.36)
55000100	Trans Cap Credits	UZ	2000000119	8/31/2012	35.36
55000100	Trans Cap Credits	UZ	2000000119	8/31/2012	(35.36)
55000100	Trans Cap Credits	UZ	2000000102	8/31/2012	(304.61)
55000100	Trans Cap Credits	UZ	2000000119	8/31/2012	(304.61)
55000100	Trans Cap Credits	UZ	2000000119	8/31/2012	304.61
55000100	Trans Cap Credits	UZ	2000000102	8/31/2012	(84.47)
55000100	Trans Cap Credits	UZ	2000000119	8/31/2012	84.47
55000100	Trans Cap Credits	UZ	2000000119	8/31/2012	(84.47)
55000100	Trans Cap Credits	UZ	2000000102	8/31/2012	(274.42)
55000100	Trans Cap Credits	UZ	2000000119	8/31/2012	(274.42)
55000100	Trans Cap Credits	UZ	2000000119	8/31/2012	274.42
55000100	Trans Cap Credits	UZ	2000000102	8/31/2012	(22.43)
55000100	Trans Cap Credits	UZ	2000000119	8/31/2012	(22.43)
55000100	Trans Cap Credits	UZ	2000000119	8/31/2012	22.43
55000100	Trans Cap Credits	UZ	2000000102	8/31/2012	(78.51)
55000100	Trans Cap Credits	UZ	2000000119	8/31/2012	(78.51)
55000100	Trans Cap Credits	UZ	2000000119	8/31/2012	78.51
55000100	Trans Cap Credits	UZ	2000000102	8/31/2012	(89.19)
55000100	Trans Cap Credits	UZ	2000000119	8/31/2012	(89.19)
55000100	Trans Cap Credits	UZ	2000000119	8/31/2012	89.19
55000100	Trans Cap Credits	UZ	2000000102	8/31/2012	(82.26)
55000100	Trans Cap Credits	UZ	2000000119	8/31/2012	82.26
55000100	Trans Cap Credits	UZ	2000000119	8/31/2012	(82.26)
55000100	Trans Cap Credits	UZ	2000000102	8/31/2012	(348.02)
55000100	Trans Cap Credits	UZ	2000000119	8/31/2012	(348.02)
55000100	Trans Cap Credits	UZ	2000000119	8/31/2012	348.02
55000100	Trans Cap Credits	UZ	2000000102	8/31/2012	(53.91)
55000100	Trans Cap Credits	UZ	2000000119	8/31/2012	53.91
55000100	Trans Cap Credits	UZ	2000000119	8/31/2012	(53.91)
55000100	Trans Cap Credits	UZ	2000000102	8/31/2012	(20.15)
55000100	Trans Cap Credits	UZ	2000000119	8/31/2012	(20.15)
55000100	Trans Cap Credits	UZ	2000000119	8/31/2012	20.15
55000100	Trans Cap Credits	UZ	2000000102	8/31/2012	(91.18)
55000100	Trans Cap Credits	UZ	2000000119	8/31/2012	91.18
55000100	Trans Cap Credits	UZ	2000000119	8/31/2012	(91.18)
55000100	Trans Cap Credits	UZ	2000000102	8/31/2012	(35.28)
55000100	Trans Cap Credits	UZ	2000000119	8/31/2012	(35.28)

Kentucky American Water Company  
Case No. 2012-00520  
Response to PSC DR1, Item 31

Account	Description	Doc Type	Document Number	Posting Date	Amount
55000100	Trans Cap Credits	UZ	2000000119	8/31/2012	35.28
55000100	Trans Cap Credits	UZ	2000000102	8/31/2012	(44.95)
55000100	Trans Cap Credits	UZ	2000000119	8/31/2012	(44.95)
55000100	Trans Cap Credits	UZ	2000000119	8/31/2012	44.95
55000100	Trans Cap Credits	UZ	2000000102	8/31/2012	(12.67)
55000100	Trans Cap Credits	UZ	2000000119	8/31/2012	(12.67)
55000100	Trans Cap Credits	UZ	2000000119	8/31/2012	12.67
55000100	Trans Cap Credits	UZ	2000000102	8/31/2012	(6.75)
55000100	Trans Cap Credits	UZ	2000000119	8/31/2012	6.75
55000100	Trans Cap Credits	UZ	2000000119	8/31/2012	(6.75)
55000100	Trans Cap Credits	UZ	2000000102	8/31/2012	(50.83)
55000100	Trans Cap Credits	UZ	2000000119	8/31/2012	(50.83)
55000100	Trans Cap Credits	UZ	2000000119	8/31/2012	50.83
55000100	Trans Cap Credits	UZ	2000000102	8/31/2012	(5.07)
55000100	Trans Cap Credits	UZ	2000000119	8/31/2012	(5.07)
55000100	Trans Cap Credits	UZ	2000000119	8/31/2012	5.07
55000100	Trans Cap Credits	UZ	2000000102	8/31/2012	(141.20)
55000100	Trans Cap Credits	UZ	2000000119	8/31/2012	141.20
55000100	Trans Cap Credits	UZ	2000000119	8/31/2012	(141.20)
55010100	Trans Lease Costs	SV	100000914	8/31/2012	5.67
55010200	Trans Lease Fuel	SV	100000950	8/31/2012	7,993.26
55010200	Trans Lease Fuel	SV	100000950	8/31/2012	1,373.61
55010200	Trans Lease Fuel	SV	100000950	8/31/2012	110.00
55010200	Trans Lease Fuel	SV	100000952	8/31/2012	42,274.24
55010200	Trans Lease Fuel	SV	100000952	8/31/2012	7,830.30
55010200	Trans Lease Fuel	SV	100000952	8/31/2012	210.44
55010200	Trans Lease Fuel	SV	100001011	8/31/2012	(21,137.12)
55010200	Trans Lease Fuel	SV	100001011	8/31/2012	(3,915.15)
55010200	Trans Lease Fuel	SV	100001011	8/31/2012	(105.22)
55010200	Trans Lease Fuel	CF	9300000297	8/31/2012	8,669.36
55010200	Trans Lease Fuel	CF	9300000297	8/31/2012	(8,669.36)
55010200	Trans Lease Fuel	CF	9300000377	8/31/2012	25,157.49
55010200	Trans Lease Fuel	CF	9300000377	8/31/2012	(25,157.49)
55010300	Trans Lease Maint	SA	100000889	8/31/2012	59.30
55010300	Trans Lease Maint	SV	100000949	8/31/2012	1,791.19
55010300	Trans Lease Maint	SV	100000952	8/31/2012	22,122.84
55010300	Trans Lease Maint	SV	100000952	8/31/2012	4,924.08
55010300	Trans Lease Maint	SV	100000952	8/31/2012	746.32
55010300	Trans Lease Maint	SV	100000953	8/31/2012	915.71
55010300	Trans Lease Maint	SV	100001011	8/31/2012	(11,061.42)
55010300	Trans Lease Maint	SV	100001011	8/31/2012	(2,462.04)
55010300	Trans Lease Maint	SV	100001011	8/31/2012	(373.16)
55010300	Trans Lease Maint	CF	9300000297	8/31/2012	4,384.97
55010300	Trans Lease Maint	CF	9300000297	8/31/2012	(4,384.97)
55010300	Trans Lease Maint	CF	9300000377	8/31/2012	435.60
55010300	Trans Lease Maint	CF	9300000377	8/31/2012	(435.60)
55010500	Trans Reimb EE Prsnl	CF	9300000054	8/31/2012	(34.96)
55010500	Trans Reimb EE Prsnl	CF	9300000054	8/31/2012	34.96
55010500	Trans Reimb EE Prsnl	CF	9300000142	8/31/2012	(464.54)
55010500	Trans Reimb EE Prsnl	CF	9300000142	8/31/2012	464.54
55010500	Trans Reimb EE Prsnl	CF	9300000297	8/31/2012	(86.16)
55010500	Trans Reimb EE Prsnl	CF	9300000297	8/31/2012	86.16
55010500	Trans Reimb EE Prsnl	UT	9300000121	8/31/2012	(34.96)
55010500	Trans Reimb EE Prsnl	UT	9300000290	8/31/2012	(4.53)
55110000	Ins Vehicle	SA	100000855	8/31/2012	2,949.17
55110000	Ins Vehicle	CF	9300000418	8/31/2012	(2,949.17)
55110000	Ins Vehicle	CF	9300000418	8/31/2012	2,949.17
55710000	Ins General Liabilty	SA	100000832	8/31/2012	209.59
55710000	Ins General Liabilty	SA	100000838	8/31/2012	231.37
55710000	Ins General Liabilty	SA	100000840	8/31/2012	532.99
55710000	Ins General Liabilty	SA	100000842	8/31/2012	17,685.20
55710000	Ins General Liabilty	SA	100000843	8/31/2012	4,510.47
55710000	Ins General Liabilty	SA	100000844	8/31/2012	824.99
55710000	Ins General Liabilty	SA	100000852	8/31/2012	782.78
55710000	Ins General Liabilty	SA	100000853	8/31/2012	412.95
55710000	Ins General Liabilty	SA	100000854	8/31/2012	66.42
55710000	Ins General Liabilty	SA	100000863	8/31/2012	146.85
55710000	Ins General Liabilty	CF	9300000344	8/31/2012	(209.59)
55710000	Ins General Liabilty	CF	9300000344	8/31/2012	209.59
55710000	Ins General Liabilty	CF	9300000418	8/31/2012	(24,815.80)
55710000	Ins General Liabilty	CF	9300000418	8/31/2012	24,815.80
55710000	Ins General Liabilty	CF	9300000432	8/31/2012	(378.22)
55710000	Ins General Liabilty	CF	9300000432	8/31/2012	378.22
55720000	Ins Work Comp	SA	100001036	8/31/2012	13,570.32
55720000	Ins Work Comp	CF	9300000482	8/31/2012	61.41
55720000	Ins Work Comp	CF	9300000482	8/31/2012	(61.41)
55720000	Ins Work Comp	CF	9300000491	8/31/2012	(61.41)

Kentucky American Water Company  
Case No. 2012-00520  
Response to PSC DR1, Item 31

Account	Description	Doc Type	Document Number	Posting Date	Amount
55720000	Ins Work Comp	CF	9300000491	8/31/2012	61.41
55720000	Ins Work Comp	CF	9300001206	8/31/2012	(223.37)
55720000	Ins Work Comp	CF	9300001206	8/31/2012	(1,214.10)
55720000	Ins Work Comp	CF	9300001206	8/31/2012	(121.37)
55720000	Ins Work Comp	CF	9300001206	8/31/2012	(15.18)
55720000	Ins Work Comp	CF	9300001206	8/31/2012	(3.88)
55720000	Ins Work Comp	CF	9300001206	8/31/2012	223.37
55720000	Ins Work Comp	CF	9300001206	8/31/2012	1,214.10
55720000	Ins Work Comp	CF	9300001206	8/31/2012	121.37
55720000	Ins Work Comp	CF	9300001206	8/31/2012	15.18
55720000	Ins Work Comp	CF	9300001206	8/31/2012	3.88
55720000	Ins Work Comp	CF	9300001211	8/31/2012	30.54
55720000	Ins Work Comp	CF	9300001211	8/31/2012	(30.54)
55720000	Ins Work Comp	CF	9300001213	8/31/2012	1.53
55720000	Ins Work Comp	CF	9300001213	8/31/2012	(1.53)
55720000	Ins Work Comp	CF	9300001215	8/31/2012	12.71
55720000	Ins Work Comp	CF	9300001215	8/31/2012	(12.71)
55720000	Ins Work Comp	CF	9300001217	8/31/2012	89.49
55720000	Ins Work Comp	CF	9300001217	8/31/2012	(89.49)
55720000	Ins Work Comp	CF	9300001219	8/31/2012	19.81
55720000	Ins Work Comp	CF	9300001219	8/31/2012	(19.81)
55720000	Ins Work Comp	CF	9300001221	8/31/2012	39.65
55720000	Ins Work Comp	CF	9300001221	8/31/2012	(39.65)
55720000	Ins Work Comp	CF	9300001223	8/31/2012	0.47
55720000	Ins Work Comp	CF	9300001223	8/31/2012	(0.47)
55720000	Ins Work Comp	CF	9300001225	8/31/2012	54.00
55720000	Ins Work Comp	CF	9300001225	8/31/2012	(54.00)
55720000	Ins Work Comp	CF	9300001227	8/31/2012	15.41
55720000	Ins Work Comp	CF	9300001227	8/31/2012	(15.41)
55720000	Ins Work Comp	CF	9300001229	8/31/2012	6.00
55720000	Ins Work Comp	CF	9300001229	8/31/2012	(6.00)
55720000	Ins Work Comp	CF	9300001231	8/31/2012	3.87
55720000	Ins Work Comp	CF	9300001231	8/31/2012	(3.87)
55720000	Ins Work Comp	CF	9300001233	8/31/2012	0.82
55720000	Ins Work Comp	CF	9300001233	8/31/2012	(0.82)
55720000	Ins Work Comp	CF	9300001235	8/31/2012	35.66
55720000	Ins Work Comp	CF	9300001235	8/31/2012	(35.66)
55720000	Ins Work Comp	CF	9300001237	8/31/2012	114.83
55720000	Ins Work Comp	CF	9300001237	8/31/2012	(114.83)
55720000	Ins Work Comp	CF	9300001239	8/31/2012	2.03
55720000	Ins Work Comp	CF	9300001239	8/31/2012	(2.03)
55720000	Ins Work Comp	CF	9300001241	8/31/2012	3.34
55720000	Ins Work Comp	CF	9300001241	8/31/2012	(3.34)
55720000	Ins Work Comp	CF	9300001243	8/31/2012	1.00
55720000	Ins Work Comp	CF	9300001243	8/31/2012	(1.00)
55720000	Ins Work Comp	CF	9300001245	8/31/2012	71.92
55720000	Ins Work Comp	CF	9300001245	8/31/2012	(71.92)
55720000	Ins Work Comp	CF	9300001247	8/31/2012	22.27
55720000	Ins Work Comp	CF	9300001247	8/31/2012	(22.27)
55720000	Ins Work Comp	CF	9300001249	8/31/2012	60.81
55720000	Ins Work Comp	CF	9300001249	8/31/2012	(60.81)
55720000	Ins Work Comp	CF	9300001251	8/31/2012	9.87
55720000	Ins Work Comp	CF	9300001251	8/31/2012	(9.87)
55720000	Ins Work Comp	CF	9300001253	8/31/2012	25.40
55720000	Ins Work Comp	CF	9300001253	8/31/2012	(25.40)
55720000	Ins Work Comp	CF	9300001255	8/31/2012	45.68
55720000	Ins Work Comp	CF	9300001255	8/31/2012	(45.68)
55720000	Ins Work Comp	CF	9300001257	8/31/2012	278.87
55720000	Ins Work Comp	CF	9300001257	8/31/2012	(278.87)
55720000	Ins Work Comp	CF	9300001259	8/31/2012	28.36
55720000	Ins Work Comp	CF	9300001259	8/31/2012	(28.36)
55720000	Ins Work Comp	CF	9300001261	8/31/2012	2.75
55720000	Ins Work Comp	CF	9300001261	8/31/2012	(2.75)
55720000	Ins Work Comp	CF	9300001263	8/31/2012	0.47
55720000	Ins Work Comp	CF	9300001263	8/31/2012	(0.47)
55720000	Ins Work Comp	CF	9300001265	8/31/2012	6.23
55720000	Ins Work Comp	CF	9300001265	8/31/2012	(6.23)
55720000	Ins Work Comp	CF	9300001267	8/31/2012	6.10
55720000	Ins Work Comp	CF	9300001267	8/31/2012	(6.10)
55720000	Ins Work Comp	CF	9300001269	8/31/2012	5.64
55720000	Ins Work Comp	CF	9300001269	8/31/2012	(5.64)
55720000	Ins Work Comp	CF	9300001271	8/31/2012	0.32
55720000	Ins Work Comp	CF	9300001271	8/31/2012	(0.32)
55720000	Ins Work Comp	CF	9300001273	8/31/2012	4.07
55720000	Ins Work Comp	CF	9300001273	8/31/2012	(4.07)
55720000	Ins Work Comp	CF	9300001275	8/31/2012	4.38
55720000	Ins Work Comp	CF	9300001275	8/31/2012	(4.38)

Kentucky American Water Company  
 Case No. 2012-00520  
 Response to PSC DR1, Item 31

Account	Description	Doc Type	Document Number	Posting Date	Amount
55720000	Ins Work Comp	CF	9300001277	8/31/2012	4.27
55720000	Ins Work Comp	CF	9300001277	8/31/2012	(4.27)
55720000	Ins Work Comp	CF	9300001279	8/31/2012	277.68
55720000	Ins Work Comp	CF	9300001279	8/31/2012	(277.68)
55720000	Ins Work Comp	CF	9300001281	8/31/2012	9.54
55720000	Ins Work Comp	CF	9300001281	8/31/2012	(9.54)
55720000	Ins Work Comp	CF	9300001283	8/31/2012	3.57
55720000	Ins Work Comp	CF	9300001283	8/31/2012	(3.57)
55720000	Ins Work Comp	CF	9300001285	8/31/2012	6.01
55720000	Ins Work Comp	CF	9300001285	8/31/2012	(6.01)
55720000	Ins Work Comp	CF	9300001287	8/31/2012	26.77
55720000	Ins Work Comp	CF	9300001287	8/31/2012	(26.77)
55720000	Ins Work Comp	CF	9300000056	8/31/2012	24.50
55720000	Ins Work Comp	CF	9300000056	8/31/2012	(24.50)
55720000	Ins Work Comp	CF	9300000057	8/31/2012	9.53
55720000	Ins Work Comp	CF	9300000057	8/31/2012	(9.53)
55720000	Ins Work Comp	CF	9300000058	8/31/2012	775.40
55720000	Ins Work Comp	CF	9300000058	8/31/2012	(775.40)
55720000	Ins Work Comp	CF	9300000059	8/31/2012	7.41
55720000	Ins Work Comp	CF	9300000059	8/31/2012	(7.41)
55720000	Ins Work Comp	CF	9300000060	8/31/2012	122.02
55720000	Ins Work Comp	CF	9300000060	8/31/2012	(122.02)
55720000	Ins Work Comp	CF	9300000061	8/31/2012	167.50
55720000	Ins Work Comp	CF	9300000061	8/31/2012	(167.50)
55720000	Ins Work Comp	CF	9300000062	8/31/2012	220.26
55720000	Ins Work Comp	CF	9300000062	8/31/2012	(220.26)
55720000	Ins Work Comp	CF	9300000063	8/31/2012	35.35
55720000	Ins Work Comp	CF	9300000063	8/31/2012	(35.35)
55720000	Ins Work Comp	CF	9300000064	8/31/2012	993.81
55720000	Ins Work Comp	CF	9300000064	8/31/2012	(993.81)
55720000	Ins Work Comp	CF	9300000065	8/31/2012	23.35
55720000	Ins Work Comp	CF	9300000065	8/31/2012	(23.35)
55720000	Ins Work Comp	CF	9300000066	8/31/2012	38.02
55720000	Ins Work Comp	CF	9300000066	8/31/2012	(38.02)
55720000	Ins Work Comp	CF	9300000067	8/31/2012	2.22
55720000	Ins Work Comp	CF	9300000067	8/31/2012	(2.22)
55720000	Ins Work Comp	CF	9300000068	8/31/2012	28.78
55720000	Ins Work Comp	CF	9300000068	8/31/2012	(28.78)
55720000	Ins Work Comp	CF	9300000069	8/31/2012	29.76
55720000	Ins Work Comp	CF	9300000069	8/31/2012	(29.76)
55720000	Ins Work Comp	CF	9300000070	8/31/2012	332.81
55720000	Ins Work Comp	CF	9300000070	8/31/2012	(332.81)
55720000	Ins Work Comp	CF	9300000071	8/31/2012	26.28
55720000	Ins Work Comp	CF	9300000071	8/31/2012	(26.28)
55720000	Ins Work Comp	CF	9300000072	8/31/2012	206.46
55720000	Ins Work Comp	CF	9300000072	8/31/2012	(206.46)
55720000	Ins Work Comp	CF	9300000073	8/31/2012	60.95
55720000	Ins Work Comp	CF	9300000073	8/31/2012	(60.95)
55720000	Ins Work Comp	CF	9300000074	8/31/2012	44.20
55720000	Ins Work Comp	CF	9300000074	8/31/2012	(44.20)
55720000	Ins Work Comp	CF	9300000075	8/31/2012	11.10
55720000	Ins Work Comp	CF	9300000075	8/31/2012	(11.10)
55720000	Ins Work Comp	CF	9300000076	8/31/2012	129.81
55720000	Ins Work Comp	CF	9300000076	8/31/2012	(129.81)
55720000	Ins Work Comp	CF	9300000077	8/31/2012	77.76
55720000	Ins Work Comp	CF	9300000077	8/31/2012	(77.76)
55720000	Ins Work Comp	CF	9300000078	8/31/2012	34.29
55720000	Ins Work Comp	CF	9300000078	8/31/2012	(34.29)
55720000	Ins Work Comp	CF	9300000079	8/31/2012	2.27
55720000	Ins Work Comp	CF	9300000079	8/31/2012	(2.27)
55720000	Ins Work Comp	CF	9300000080	8/31/2012	288.42
55720000	Ins Work Comp	CF	9300000080	8/31/2012	(288.42)
55720000	Ins Work Comp	CF	9300000081	8/31/2012	116.11
55720000	Ins Work Comp	CF	9300000081	8/31/2012	(116.11)
55720000	Ins Work Comp	CF	9300000082	8/31/2012	39.12
55720000	Ins Work Comp	CF	9300000082	8/31/2012	(39.12)
55720000	Ins Work Comp	CF	9300000083	8/31/2012	19.29
55720000	Ins Work Comp	CF	9300000083	8/31/2012	(19.29)
55720000	Ins Work Comp	CF	9300000084	8/31/2012	4.54
55720000	Ins Work Comp	CF	9300000084	8/31/2012	(4.54)
55720000	Ins Work Comp	CF	9300000085	8/31/2012	15.03
55720000	Ins Work Comp	CF	9300000085	8/31/2012	(15.03)
55720000	Ins Work Comp	CF	9300000086	8/31/2012	71.50
55720000	Ins Work Comp	CF	9300000086	8/31/2012	(71.50)
55720000	Ins Work Comp	CF	9300000087	8/31/2012	20.74
55720000	Ins Work Comp	CF	9300000087	8/31/2012	(20.74)
55720000	Ins Work Comp	CF	9300000088	8/31/2012	160.02



Kentucky American Water Company  
 Case No. 2012-00520  
 Response to PSC DR1, Item 31

Account	Description	Doc Type	Document Number	Posting Date	Amount
55720000	Ins Work Comp	CF	9300000088	8/31/2012	(160.02)
55720000	Ins Work Comp	CF	9300000089	8/31/2012	37.16
55720000	Ins Work Comp	CF	9300000089	8/31/2012	(37.16)
55720000	Ins Work Comp	CF	9300000090	8/31/2012	89.83
55720000	Ins Work Comp	CF	9300000090	8/31/2012	(89.83)
55720000	Ins Work Comp	CF	9300000091	8/31/2012	181.17
55720000	Ins Work Comp	CF	9300000091	8/31/2012	(181.17)
55720000	Ins Work Comp	CF	9300000092	8/31/2012	15.77
55720000	Ins Work Comp	CF	9300000092	8/31/2012	(15.77)
55720000	Ins Work Comp	CF	9300000093	8/31/2012	18.56
55720000	Ins Work Comp	CF	9300000093	8/31/2012	(18.56)
55720000	Ins Work Comp	CF	9300000094	8/31/2012	4.39
55720000	Ins Work Comp	CF	9300000094	8/31/2012	(4.39)
55720000	Ins Work Comp	CF	9300000095	8/31/2012	4.39
55720000	Ins Work Comp	CF	9300000095	8/31/2012	(4.39)
55720000	Ins Work Comp	CF	9300000096	8/31/2012	9.25
55720000	Ins Work Comp	CF	9300000096	8/31/2012	(9.25)
55720000	Ins Work Comp	CF	9300000097	8/31/2012	43.70
55720000	Ins Work Comp	CF	9300000097	8/31/2012	(43.70)
55720000	Ins Work Comp	CF	9300000098	8/31/2012	6.17
55720000	Ins Work Comp	CF	9300000098	8/31/2012	(6.17)
55720000	Ins Work Comp	CF	9300000099	8/31/2012	22.03
55720000	Ins Work Comp	CF	9300000099	8/31/2012	(22.03)
55720000	Ins Work Comp	CF	9300000100	8/31/2012	14.54
55720000	Ins Work Comp	CF	9300000100	8/31/2012	(14.54)
55720000	Ins Work Comp	CF	9300000101	8/31/2012	22.98
55720000	Ins Work Comp	CF	9300000101	8/31/2012	(22.98)
55720000	Ins Work Comp	CF	9300000102	8/31/2012	121.56
55720000	Ins Work Comp	CF	9300000102	8/31/2012	(121.56)
55720000	Ins Work Comp	CF	9300000103	8/31/2012	2.68
55720000	Ins Work Comp	CF	9300000103	8/31/2012	(2.68)
55720000	Ins Work Comp	CF	9300000104	8/31/2012	2.97
55720000	Ins Work Comp	CF	9300000104	8/31/2012	(2.97)
55720000	Ins Work Comp	CF	9300000105	8/31/2012	13.19
55720000	Ins Work Comp	CF	9300000105	8/31/2012	(13.19)
55720000	Ins Work Comp	CF	9300000106	8/31/2012	8.99
55720000	Ins Work Comp	CF	9300000106	8/31/2012	(8.99)
55720000	Ins Work Comp	CF	9300000107	8/31/2012	59.28
55720000	Ins Work Comp	CF	9300000107	8/31/2012	(59.28)
55720000	Ins Work Comp	CF	9300000108	8/31/2012	9.90
55720000	Ins Work Comp	CF	9300000108	8/31/2012	(9.90)
55720000	Ins Work Comp	CF	9300000109	8/31/2012	42.51
55720000	Ins Work Comp	CF	9300000109	8/31/2012	(42.51)
55720000	Ins Work Comp	CF	9300000110	8/31/2012	9.76
55720000	Ins Work Comp	CF	9300000110	8/31/2012	(9.76)
55720000	Ins Work Comp	CF	9300000111	8/31/2012	0.22
55720000	Ins Work Comp	CF	9300000111	8/31/2012	(0.22)
55720000	Ins Work Comp	CF	9300000112	8/31/2012	57.88
55720000	Ins Work Comp	CF	9300000112	8/31/2012	(57.88)
55720000	Ins Work Comp	CF	9300000113	8/31/2012	25.50
55720000	Ins Work Comp	CF	9300000113	8/31/2012	(25.50)
55720000	Ins Work Comp	CF	9300000114	8/31/2012	6.93
55720000	Ins Work Comp	CF	9300000114	8/31/2012	(6.93)
55720000	Ins Work Comp	CF	9300000115	8/31/2012	8.86
55720000	Ins Work Comp	CF	9300000115	8/31/2012	(8.86)
55720000	Ins Work Comp	CF	9300000116	8/31/2012	3.91
55720000	Ins Work Comp	CF	9300000116	8/31/2012	(3.91)
55720000	Ins Work Comp	CF	9300000117	8/31/2012	2.98
55720000	Ins Work Comp	CF	9300000117	8/31/2012	(2.98)
55720000	Ins Work Comp	CF	9300000118	8/31/2012	12.01
55720000	Ins Work Comp	CF	9300000118	8/31/2012	(12.01)
55720000	Ins Work Comp	CF	9300000119	8/31/2012	0.74
55720000	Ins Work Comp	CF	9300000119	8/31/2012	(0.74)
55720000	Ins Work Comp	CF	9300000120	8/31/2012	27.70
55720000	Ins Work Comp	CF	9300000120	8/31/2012	(27.70)
55720000	Ins Work Comp	CF	9300000123	8/31/2012	(24.50)
55720000	Ins Work Comp	CF	9300000123	8/31/2012	24.50
55720000	Ins Work Comp	CF	9300000125	8/31/2012	(7.41)
55720000	Ins Work Comp	CF	9300000125	8/31/2012	7.41
55720000	Ins Work Comp	CF	9300000127	8/31/2012	(122.02)
55720000	Ins Work Comp	CF	9300000127	8/31/2012	122.02
55720000	Ins Work Comp	CF	9300000131	8/31/2012	(288.42)
55720000	Ins Work Comp	CF	9300000131	8/31/2012	288.42
55720000	Ins Work Comp	CF	9300000134	8/31/2012	(44.20)
55720000	Ins Work Comp	CF	9300000134	8/31/2012	44.20
55720000	Ins Work Comp	CF	9300000136	8/31/2012	(129.81)
55720000	Ins Work Comp	CF	9300000136	8/31/2012	129.81

Kentucky American Water Company  
Case No. 2012-00520  
Response to PSC DR1, Item 31

Account	Description	Doc Type	Document Number	Posting Date	Amount
55720000	Ins Work Comp	CF	9300000140	8/31/2012	(2.22)
55720000	Ins Work Comp	CF	9300000140	8/31/2012	2.22
55720000	Ins Work Comp	CF	9300000142	8/31/2012	(167.50)
55720000	Ins Work Comp	CF	9300000142	8/31/2012	167.50
55720000	Ins Work Comp	CF	9300000145	8/31/2012	(35.35)
55720000	Ins Work Comp	CF	9300000145	8/31/2012	35.35
55720000	Ins Work Comp	CF	9300000149	8/31/2012	(28.78)
55720000	Ins Work Comp	CF	9300000149	8/31/2012	28.78
55720000	Ins Work Comp	CF	9300000151	8/31/2012	(37.16)
55720000	Ins Work Comp	CF	9300000151	8/31/2012	37.16
55720000	Ins Work Comp	CF	9300000154	8/31/2012	(2.27)
55720000	Ins Work Comp	CF	9300000154	8/31/2012	2.27
55720000	Ins Work Comp	CF	9300000156	8/31/2012	(116.11)
55720000	Ins Work Comp	CF	9300000156	8/31/2012	116.11
55720000	Ins Work Comp	CF	9300000159	8/31/2012	(332.81)
55720000	Ins Work Comp	CF	9300000159	8/31/2012	332.81
55720000	Ins Work Comp	CF	9300000162	8/31/2012	(15.03)
55720000	Ins Work Comp	CF	9300000162	8/31/2012	15.03
55720000	Ins Work Comp	CF	9300000165	8/31/2012	(206.46)
55720000	Ins Work Comp	CF	9300000165	8/31/2012	206.46
55720000	Ins Work Comp	CF	9300000169	8/31/2012	(77.76)
55720000	Ins Work Comp	CF	9300000169	8/31/2012	77.76
55720000	Ins Work Comp	CF	9300000171	8/31/2012	(220.26)
55720000	Ins Work Comp	CF	9300000171	8/31/2012	220.26
55720000	Ins Work Comp	CF	9300000173	8/31/2012	(29.76)
55720000	Ins Work Comp	CF	9300000173	8/31/2012	29.76
55720000	Ins Work Comp	CF	9300000175	8/31/2012	(71.50)
55720000	Ins Work Comp	CF	9300000175	8/31/2012	71.50
55720000	Ins Work Comp	CF	9300000177	8/31/2012	(160.02)
55720000	Ins Work Comp	CF	9300000177	8/31/2012	160.02
55720000	Ins Work Comp	CF	9300000181	8/31/2012	(775.40)
55720000	Ins Work Comp	CF	9300000181	8/31/2012	775.40
55720000	Ins Work Comp	CF	9300000183	8/31/2012	(60.95)
55720000	Ins Work Comp	CF	9300000183	8/31/2012	60.95
55720000	Ins Work Comp	CF	9300000187	8/31/2012	(4.54)
55720000	Ins Work Comp	CF	9300000187	8/31/2012	4.54
55720000	Ins Work Comp	CF	9300000189	8/31/2012	(20.74)
55720000	Ins Work Comp	CF	9300000189	8/31/2012	20.74
55720000	Ins Work Comp	CF	9300000191	8/31/2012	(26.28)
55720000	Ins Work Comp	CF	9300000191	8/31/2012	26.28
55720000	Ins Work Comp	CF	9300000194	8/31/2012	(23.35)
55720000	Ins Work Comp	CF	9300000194	8/31/2012	23.35
55720000	Ins Work Comp	CF	9300000196	8/31/2012	(39.12)
55720000	Ins Work Comp	CF	9300000196	8/31/2012	39.12
55720000	Ins Work Comp	CF	9300000198	8/31/2012	(11.10)
55720000	Ins Work Comp	CF	9300000198	8/31/2012	11.10
55720000	Ins Work Comp	CF	9300000200	8/31/2012	(9.53)
55720000	Ins Work Comp	CF	9300000200	8/31/2012	9.53
55720000	Ins Work Comp	CF	9300000202	8/31/2012	(993.81)
55720000	Ins Work Comp	CF	9300000202	8/31/2012	993.81
55720000	Ins Work Comp	CF	9300000204	8/31/2012	(38.02)
55720000	Ins Work Comp	CF	9300000204	8/31/2012	38.02
55720000	Ins Work Comp	CF	9300000206	8/31/2012	(34.29)
55720000	Ins Work Comp	CF	9300000206	8/31/2012	34.29
55720000	Ins Work Comp	CF	9300000208	8/31/2012	(19.29)
55720000	Ins Work Comp	CF	9300000208	8/31/2012	19.29
55720000	Ins Work Comp	CF	9300000210	8/31/2012	(89.83)
55720000	Ins Work Comp	CF	9300000210	8/31/2012	89.83
55720000	Ins Work Comp	CF	9300000219	8/31/2012	268.71
55720000	Ins Work Comp	CF	9300000219	8/31/2012	(268.71)
55720000	Ins Work Comp	CF	9300000220	8/31/2012	31.51
55720000	Ins Work Comp	CF	9300000220	8/31/2012	(31.51)
55720000	Ins Work Comp	CF	9300000221	8/31/2012	1,901.78
55720000	Ins Work Comp	CF	9300000221	8/31/2012	(1,901.78)
55720000	Ins Work Comp	CF	9300000222	8/31/2012	7.31
55720000	Ins Work Comp	CF	9300000222	8/31/2012	(7.31)
55720000	Ins Work Comp	CF	9300000223	8/31/2012	350.86
55720000	Ins Work Comp	CF	9300000223	8/31/2012	(350.86)
55720000	Ins Work Comp	CF	9300000224	8/31/2012	363.52
55720000	Ins Work Comp	CF	9300000224	8/31/2012	(363.52)
55720000	Ins Work Comp	CF	9300000225	8/31/2012	112.63
55720000	Ins Work Comp	CF	9300000225	8/31/2012	(112.63)
55720000	Ins Work Comp	CF	9300000226	8/31/2012	1,671.91
55720000	Ins Work Comp	CF	9300000226	8/31/2012	(1,671.91)
55720000	Ins Work Comp	CF	9300000227	8/31/2012	30.76
55720000	Ins Work Comp	CF	9300000227	8/31/2012	(30.76)
55720000	Ins Work Comp	CF	9300000228	8/31/2012	53.55

Kentucky American Water Company  
Case No. 2012-00520  
Response to PSC DR1, Item 31

Account	Description	Doc Type	Document Number	Posting Date	Amount
55720000	Ins Work Comp	CF	9300000228	8/31/2012	(53.55)
55720000	Ins Work Comp	CF	9300000229	8/31/2012	2.30
55720000	Ins Work Comp	CF	9300000229	8/31/2012	(2.30)
55720000	Ins Work Comp	CF	9300000230	8/31/2012	28.79
55720000	Ins Work Comp	CF	9300000230	8/31/2012	(28.79)
55720000	Ins Work Comp	CF	9300000231	8/31/2012	64.95
55720000	Ins Work Comp	CF	9300000231	8/31/2012	(64.95)
55720000	Ins Work Comp	CF	9300000232	8/31/2012	769.61
55720000	Ins Work Comp	CF	9300000232	8/31/2012	(769.61)
55720000	Ins Work Comp	CF	9300000233	8/31/2012	9.61
55720000	Ins Work Comp	CF	9300000233	8/31/2012	(9.61)
55720000	Ins Work Comp	CF	9300000234	8/31/2012	32.24
55720000	Ins Work Comp	CF	9300000234	8/31/2012	(32.24)
55720000	Ins Work Comp	CF	9300000235	8/31/2012	483.96
55720000	Ins Work Comp	CF	9300000235	8/31/2012	(483.96)
55720000	Ins Work Comp	CF	9300000236	8/31/2012	211.30
55720000	Ins Work Comp	CF	9300000236	8/31/2012	(211.30)
55720000	Ins Work Comp	CF	9300000237	8/31/2012	145.97
55720000	Ins Work Comp	CF	9300000237	8/31/2012	(145.97)
55720000	Ins Work Comp	CF	9300000238	8/31/2012	30.98
55720000	Ins Work Comp	CF	9300000238	8/31/2012	(30.98)
55720000	Ins Work Comp	CF	9300000239	8/31/2012	189.43
55720000	Ins Work Comp	CF	9300000239	8/31/2012	(189.43)
55720000	Ins Work Comp	CF	9300000240	8/31/2012	136.07
55720000	Ins Work Comp	CF	9300000240	8/31/2012	(136.07)
55720000	Ins Work Comp	CF	9300000241	8/31/2012	5.64
55720000	Ins Work Comp	CF	9300000241	8/31/2012	(5.64)
55720000	Ins Work Comp	CF	9300000242	8/31/2012	570.70
55720000	Ins Work Comp	CF	9300000242	8/31/2012	(570.70)
55720000	Ins Work Comp	CF	9300000243	8/31/2012	3.03
55720000	Ins Work Comp	CF	9300000243	8/31/2012	(3.03)
55720000	Ins Work Comp	CF	9300000244	8/31/2012	226.20
55720000	Ins Work Comp	CF	9300000244	8/31/2012	(226.20)
55720000	Ins Work Comp	CF	9300000245	8/31/2012	38.38
55720000	Ins Work Comp	CF	9300000245	8/31/2012	(38.38)
55720000	Ins Work Comp	CF	9300000246	8/31/2012	26.39
55720000	Ins Work Comp	CF	9300000246	8/31/2012	(26.39)
55720000	Ins Work Comp	CF	9300000247	8/31/2012	19.45
55720000	Ins Work Comp	CF	9300000247	8/31/2012	(19.45)
55720000	Ins Work Comp	CF	9300000248	8/31/2012	17.04
55720000	Ins Work Comp	CF	9300000248	8/31/2012	(17.04)
55720000	Ins Work Comp	CF	9300000249	8/31/2012	172.34
55720000	Ins Work Comp	CF	9300000249	8/31/2012	(172.34)
55720000	Ins Work Comp	CF	9300000250	8/31/2012	39.09
55720000	Ins Work Comp	CF	9300000250	8/31/2012	(39.09)
55720000	Ins Work Comp	CF	9300000251	8/31/2012	278.54
55720000	Ins Work Comp	CF	9300000251	8/31/2012	(278.54)
55720000	Ins Work Comp	CF	9300000252	8/31/2012	167.18
55720000	Ins Work Comp	CF	9300000252	8/31/2012	(167.18)
55720000	Ins Work Comp	CF	9300000253	8/31/2012	467.54
55720000	Ins Work Comp	CF	9300000253	8/31/2012	(467.54)
55720000	Ins Work Comp	CF	9300000254	8/31/2012	10.40
55720000	Ins Work Comp	CF	9300000254	8/31/2012	(10.40)
55720000	Ins Work Comp	CF	9300000255	8/31/2012	13.11
55720000	Ins Work Comp	CF	9300000255	8/31/2012	(13.11)
55720000	Ins Work Comp	CF	9300000256	8/31/2012	2.48
55720000	Ins Work Comp	CF	9300000256	8/31/2012	(2.48)
55720000	Ins Work Comp	CF	9300000257	8/31/2012	19.28
55720000	Ins Work Comp	CF	9300000257	8/31/2012	(19.28)
55720000	Ins Work Comp	CF	9300000258	8/31/2012	19.28
55720000	Ins Work Comp	CF	9300000258	8/31/2012	(19.28)
55720000	Ins Work Comp	CF	9300000259	8/31/2012	70.75
55720000	Ins Work Comp	CF	9300000259	8/31/2012	(70.75)
55720000	Ins Work Comp	CF	9300000260	8/31/2012	7.86
55720000	Ins Work Comp	CF	9300000260	8/31/2012	(7.86)
55720000	Ins Work Comp	CF	9300000261	8/31/2012	18.56
55720000	Ins Work Comp	CF	9300000261	8/31/2012	(18.56)
55720000	Ins Work Comp	CF	9300000262	8/31/2012	6.72
55720000	Ins Work Comp	CF	9300000262	8/31/2012	(6.72)
55720000	Ins Work Comp	CF	9300000263	8/31/2012	17.23
55720000	Ins Work Comp	CF	9300000263	8/31/2012	(17.23)
55720000	Ins Work Comp	CF	9300000264	8/31/2012	17.23
55720000	Ins Work Comp	CF	9300000264	8/31/2012	(17.23)
55720000	Ins Work Comp	CF	9300000265	8/31/2012	34.46
55720000	Ins Work Comp	CF	9300000265	8/31/2012	(34.46)
55720000	Ins Work Comp	CF	9300000266	8/31/2012	269.64
55720000	Ins Work Comp	CF	9300000266	8/31/2012	(269.64)

Kentucky American Water Company  
 Case No. 2012-00520  
 Response to PSC DR1, Item 31

Account	Description	Doc Type	Document Number	Posting Date	Amount
55720000	Ins Work Comp	CF	9300000267	8/31/2012	14.52
55720000	Ins Work Comp	CF	9300000267	8/31/2012	(14.52)
55720000	Ins Work Comp	CF	9300000268	8/31/2012	76.74
55720000	Ins Work Comp	CF	9300000268	8/31/2012	(76.74)
55720000	Ins Work Comp	CF	9300000269	8/31/2012	2.42
55720000	Ins Work Comp	CF	9300000269	8/31/2012	(2.42)
55720000	Ins Work Comp	CF	9300000270	8/31/2012	1.30
55720000	Ins Work Comp	CF	9300000270	8/31/2012	(1.30)
55720000	Ins Work Comp	CF	9300000271	8/31/2012	27.00
55720000	Ins Work Comp	CF	9300000271	8/31/2012	(27.00)
55720000	Ins Work Comp	CF	9300000272	8/31/2012	75.17
55720000	Ins Work Comp	CF	9300000272	8/31/2012	(75.17)
55720000	Ins Work Comp	CF	9300000273	8/31/2012	37.29
55720000	Ins Work Comp	CF	9300000273	8/31/2012	(37.29)
55720000	Ins Work Comp	CF	9300000274	8/31/2012	78.62
55720000	Ins Work Comp	CF	9300000274	8/31/2012	(78.62)
55720000	Ins Work Comp	CF	9300000275	8/31/2012	24.90
55720000	Ins Work Comp	CF	9300000275	8/31/2012	(24.90)
55720000	Ins Work Comp	CF	9300000276	8/31/2012	8.89
55720000	Ins Work Comp	CF	9300000276	8/31/2012	(8.89)
55720000	Ins Work Comp	CF	9300000277	8/31/2012	23.58
55720000	Ins Work Comp	CF	9300000277	8/31/2012	(23.58)
55720000	Ins Work Comp	CF	9300000278	8/31/2012	95.74
55720000	Ins Work Comp	CF	9300000278	8/31/2012	(95.74)
55720000	Ins Work Comp	CF	9300000279	8/31/2012	36.31
55720000	Ins Work Comp	CF	9300000279	8/31/2012	(36.31)
55720000	Ins Work Comp	CF	9300000280	8/31/2012	13.87
55720000	Ins Work Comp	CF	9300000280	8/31/2012	(13.87)
55720000	Ins Work Comp	CF	9300000281	8/31/2012	33.32
55720000	Ins Work Comp	CF	9300000281	8/31/2012	(33.32)
55720000	Ins Work Comp	CF	9300000282	8/31/2012	6.71
55720000	Ins Work Comp	CF	9300000282	8/31/2012	(6.71)
55720000	Ins Work Comp	CF	9300000283	8/31/2012	5.59
55720000	Ins Work Comp	CF	9300000283	8/31/2012	(5.59)
55720000	Ins Work Comp	CF	9300000284	8/31/2012	15.93
55720000	Ins Work Comp	CF	9300000284	8/31/2012	(15.93)
55720000	Ins Work Comp	CF	9300000285	8/31/2012	10.43
55720000	Ins Work Comp	CF	9300000285	8/31/2012	(10.43)
55720000	Ins Work Comp	CF	9300000286	8/31/2012	1.49
55720000	Ins Work Comp	CF	9300000286	8/31/2012	(1.49)
55720000	Ins Work Comp	CF	9300000287	8/31/2012	34.63
55720000	Ins Work Comp	CF	9300000287	8/31/2012	(34.63)
55720000	Ins Work Comp	CF	9300000292	8/31/2012	(268.71)
55720000	Ins Work Comp	CF	9300000292	8/31/2012	268.71
55720000	Ins Work Comp	CF	9300000294	8/31/2012	(7.31)
55720000	Ins Work Comp	CF	9300000294	8/31/2012	7.31
55720000	Ins Work Comp	CF	9300000297	8/31/2012	(570.70)
55720000	Ins Work Comp	CF	9300000297	8/31/2012	570.70
55720000	Ins Work Comp	CF	9300000301	8/31/2012	(145.97)
55720000	Ins Work Comp	CF	9300000301	8/31/2012	145.97
55720000	Ins Work Comp	CF	9300000303	8/31/2012	(189.43)
55720000	Ins Work Comp	CF	9300000303	8/31/2012	189.43
55720000	Ins Work Comp	CF	9300000307	8/31/2012	(2.30)
55720000	Ins Work Comp	CF	9300000307	8/31/2012	2.30
55720000	Ins Work Comp	CF	9300000309	8/31/2012	(350.86)
55720000	Ins Work Comp	CF	9300000309	8/31/2012	350.86
55720000	Ins Work Comp	CF	9300000313	8/31/2012	(112.63)
55720000	Ins Work Comp	CF	9300000313	8/31/2012	112.63
55720000	Ins Work Comp	CF	9300000318	8/31/2012	(28.79)
55720000	Ins Work Comp	CF	9300000318	8/31/2012	28.79
55720000	Ins Work Comp	CF	9300000320	8/31/2012	(5.64)
55720000	Ins Work Comp	CF	9300000320	8/31/2012	5.64
55720000	Ins Work Comp	CF	9300000323	8/31/2012	(226.20)
55720000	Ins Work Comp	CF	9300000323	8/31/2012	226.20
55720000	Ins Work Comp	CF	9300000328	8/31/2012	(769.61)
55720000	Ins Work Comp	CF	9300000328	8/31/2012	769.61
55720000	Ins Work Comp	CF	9300000331	8/31/2012	(19.45)
55720000	Ins Work Comp	CF	9300000331	8/31/2012	19.45
55720000	Ins Work Comp	CF	9300000333	8/31/2012	(17.04)
55720000	Ins Work Comp	CF	9300000333	8/31/2012	17.04
55720000	Ins Work Comp	CF	9300000335	8/31/2012	(9.61)
55720000	Ins Work Comp	CF	9300000335	8/31/2012	9.61
55720000	Ins Work Comp	CF	9300000340	8/31/2012	(483.96)
55720000	Ins Work Comp	CF	9300000340	8/31/2012	483.96
55720000	Ins Work Comp	CF	9300000344	8/31/2012	(136.07)
55720000	Ins Work Comp	CF	9300000344	8/31/2012	136.07
55720000	Ins Work Comp	CF	9300000348	8/31/2012	(363.52)

Kentucky American Water Company  
Case No. 2012-00520  
Response to PSC DR1, Item 31

Account	Description	Doc Type	Document Number	Posting Date	Amount
55720000	Ins Work Comp	CF	9300000348	8/31/2012	363.52
55720000	Ins Work Comp	CF	9300000351	8/31/2012	(64.95)
55720000	Ins Work Comp	CF	9300000351	8/31/2012	64.95
55720000	Ins Work Comp	CF	9300000353	8/31/2012	(172.34)
55720000	Ins Work Comp	CF	9300000353	8/31/2012	172.34
55720000	Ins Work Comp	CF	9300000355	8/31/2012	(278.54)
55720000	Ins Work Comp	CF	9300000355	8/31/2012	278.54
55720000	Ins Work Comp	CF	9300000359	8/31/2012	(1,901.78)
55720000	Ins Work Comp	CF	9300000359	8/31/2012	1,901.78
55720000	Ins Work Comp	CF	9300000361	8/31/2012	(211.30)
55720000	Ins Work Comp	CF	9300000361	8/31/2012	211.30
55720000	Ins Work Comp	CF	9300000365	8/31/2012	(26.39)
55720000	Ins Work Comp	CF	9300000365	8/31/2012	26.39
55720000	Ins Work Comp	CF	9300000367	8/31/2012	(39.09)
55720000	Ins Work Comp	CF	9300000367	8/31/2012	39.09
55720000	Ins Work Comp	CF	9300000369	8/31/2012	(32.24)
55720000	Ins Work Comp	CF	9300000369	8/31/2012	32.24
55720000	Ins Work Comp	CF	9300000373	8/31/2012	(30.76)
55720000	Ins Work Comp	CF	9300000373	8/31/2012	30.76
55720000	Ins Work Comp	CF	9300000375	8/31/2012	(3.03)
55720000	Ins Work Comp	CF	9300000375	8/31/2012	3.03
55720000	Ins Work Comp	CF	9300000377	8/31/2012	(30.98)
55720000	Ins Work Comp	CF	9300000377	8/31/2012	30.98
55720000	Ins Work Comp	CF	9300000379	8/31/2012	(31.51)
55720000	Ins Work Comp	CF	9300000379	8/31/2012	31.51
55720000	Ins Work Comp	CF	9300000381	8/31/2012	(1,671.91)
55720000	Ins Work Comp	CF	9300000381	8/31/2012	1,671.91
55720000	Ins Work Comp	CF	9300000383	8/31/2012	(53.55)
55720000	Ins Work Comp	CF	9300000383	8/31/2012	53.55
55720000	Ins Work Comp	CF	9300000385	8/31/2012	(38.38)
55720000	Ins Work Comp	CF	9300000385	8/31/2012	38.38
55720000	Ins Work Comp	CF	9300000387	8/31/2012	(167.18)
55720000	Ins Work Comp	CF	9300000387	8/31/2012	167.18
55720100	Ins W/C Cap Credits	SA	100001036	8/31/2012	(13,570.32)
55720100	Ins W/C Cap Credits	SA	100000847	8/31/2012	13,570.32
55720100	Ins W/C Cap Credits	UT	9300000121	8/31/2012	(181.17)
55720100	Ins W/C Cap Credits	UT	9300000290	8/31/2012	(467.54)
55720100	Ins W/C Cap Credits	UT	9300001208	8/31/2012	67.57
55720100	Ins W/C Cap Credits	UZ	2000000102	8/31/2012	0.64
55720100	Ins W/C Cap Credits	UZ	2000000102	8/31/2012	5.37
55720100	Ins W/C Cap Credits	UZ	2000000102	8/31/2012	8.33
55720100	Ins W/C Cap Credits	UZ	2000000102	8/31/2012	0.46
55720100	Ins W/C Cap Credits	UZ	2000000102	8/31/2012	0.46
55720100	Ins W/C Cap Credits	UZ	2000000102	8/31/2012	2.01
55720100	Ins W/C Cap Credits	UZ	2000000102	8/31/2012	1.93
55720100	Ins W/C Cap Credits	UZ	2000000102	8/31/2012	2.01
55720100	Ins W/C Cap Credits	UZ	2000000102	8/31/2012	1.90
55720100	Ins W/C Cap Credits	UZ	2000000102	8/31/2012	1.37
55720100	Ins W/C Cap Credits	UZ	2000000102	8/31/2012	1.08
55720100	Ins W/C Cap Credits	UZ	2000000102	8/31/2012	4.23
55720100	Ins W/C Cap Credits	UZ	2000000102	8/31/2012	2.21
55720100	Ins W/C Cap Credits	UZ	2000000102	8/31/2012	2.39
55720100	Ins W/C Cap Credits	UZ	2000000102	8/31/2012	40.75
55720100	Ins W/C Cap Credits	UZ	2000000102	8/31/2012	3.59
55720100	Ins W/C Cap Credits	UZ	2000000102	8/31/2012	1.79
55720100	Ins W/C Cap Credits	UZ	2000000102	8/31/2012	1.79
55720100	Ins W/C Cap Credits	UZ	2000000102	8/31/2012	8.30
55720100	Ins W/C Cap Credits	UZ	2000000102	8/31/2012	1.79
55720100	Ins W/C Cap Credits	UZ	2000000102	8/31/2012	3.75
55720100	Ins W/C Cap Credits	UZ	2000000102	8/31/2012	0.14
55720100	Ins W/C Cap Credits	UZ	2000000102	8/31/2012	1.63
55720100	Ins W/C Cap Credits	UZ	2000000102	8/31/2012	14.01
55720100	Ins W/C Cap Credits	UZ	2000000102	8/31/2012	3.88
55720100	Ins W/C Cap Credits	UZ	2000000102	8/31/2012	12.62
55720100	Ins W/C Cap Credits	UZ	2000000102	8/31/2012	1.03
55720100	Ins W/C Cap Credits	UZ	2000000102	8/31/2012	3.61
55720100	Ins W/C Cap Credits	UZ	2000000102	8/31/2012	4.10
55720100	Ins W/C Cap Credits	UZ	2000000102	8/31/2012	3.78
55720100	Ins W/C Cap Credits	UZ	2000000102	8/31/2012	16.00
55720100	Ins W/C Cap Credits	UZ	2000000102	8/31/2012	2.48
55720100	Ins W/C Cap Credits	UZ	2000000102	8/31/2012	0.93
55720100	Ins W/C Cap Credits	UZ	2000000102	8/31/2012	4.19
55720100	Ins W/C Cap Credits	UZ	2000000102	8/31/2012	1.62
55720100	Ins W/C Cap Credits	UZ	2000000102	8/31/2012	2.07
55720100	Ins W/C Cap Credits	UZ	2000000102	8/31/2012	0.58
55720100	Ins W/C Cap Credits	UZ	2000000102	8/31/2012	0.31
55720100	Ins W/C Cap Credits	UZ	2000000102	8/31/2012	2.34

Kentucky American Water Company  
Case No. 2012-00520  
Response to PSC DR1, Item 31

Account	Description	Doc Type	Document Number	Posting Date	Amount
55720100	Ins W/C Cap Credits	UZ	2000000102	8/31/2012	0.23
55720100	Ins W/C Cap Credits	UZ	2000000102	8/31/2012	6.49
55730000	Ins Other	SA	100000826	8/31/2012	8.82
55730000	Ins Other	SA	100000836	8/31/2012	8.82
55730000	Ins Other	SA	100000836	8/31/2012	(8.82)
55730000	Ins Other	SA	100000839	8/31/2012	55.35
55730000	Ins Other	SA	100000841	8/31/2012	538.90
55730000	Ins Other	SA	100000864	8/31/2012	9,561.52
55730000	Ins Other	SA	100000870	8/31/2012	39.60
55730000	Ins Other	CF	9300000212	8/31/2012	(8.82)
55730000	Ins Other	CF	9300000212	8/31/2012	8.82
55730000	Ins Other	CF	9300000418	8/31/2012	(10,155.77)
55730000	Ins Other	CF	9300000418	8/31/2012	10,155.77
55730000	Ins Other	CF	9300000432	8/31/2012	(48.42)
55730000	Ins Other	CF	9300000432	8/31/2012	48.42
55730000	Ins Other	CF	9300000447	8/31/2012	8.82
55730000	Ins Other	CF	9300000447	8/31/2012	(8.82)
56610000	Reg Exp-Amort	CF	9300000418	8/31/2012	(16,565.87)
56610000	Reg Exp-Amort	CF	9300000418	8/31/2012	16,565.87
56610000	Reg Exp-Amort	SR	9600000034	8/31/2012	16,565.87
56610000	Reg Exp-Amort	SR	9600000034	8/31/2012	(16,565.87)
56610000	Reg Exp-Amort	UT	9300000288	8/31/2012	2,451.54
56610000	Reg Exp-Amort	UT	9300000396	8/31/2012	16,565.87
56620000	Reg Exp-Depr Stdy	CF	9300000418	8/31/2012	(1,178.67)
56620000	Reg Exp-Depr Stdy	CF	9300000418	8/31/2012	1,178.67
56620000	Reg Exp-Depr Stdy	SR	9600000012	8/31/2012	561.46
56620000	Reg Exp-Depr Stdy	SR	9600000013	8/31/2012	617.21
57010000	Uncoll Accts Exp	SA	100000913	8/31/2012	42,513.63
57010000	Uncoll Accts Exp	SA	100000948	8/31/2012	8,405.84
57010000	Uncoll Accts Exp	ZA	9400000345	8/31/2012	(302.95)
57010000	Uncoll Accts Exp	CS	9300000163	8/31/2012	2,694.29
57010000	Uncoll Accts Exp	CS	9300000336	8/31/2012	1,960.57
57010000	Uncoll Accts Exp	CS	9300000431	8/31/2012	765.71
57010000	Uncoll Accts Exp	CS	9300000459	8/31/2012	(23.01)
57010000	Uncoll Accts Exp	CS	9300000480	8/31/2012	(38,349.55)
57010000	Uncoll Accts Exp	CS	9300001010	8/31/2012	(42,513.63)
57010000	Uncoll Accts Exp	CS	9300001189	8/31/2012	(8,405.84)
57010015	Uncoll Accts Exp CA	CS	9300000163	8/31/2012	(2,694.29)
57010015	Uncoll Accts Exp CA	CS	9300000336	8/31/2012	(1,960.57)
57010015	Uncoll Accts Exp CA	CS	9300000431	8/31/2012	(765.71)
57010015	Uncoll Accts Exp CA	CS	9300000459	8/31/2012	23.01
57010015	Uncoll Accts Exp CA	CS	9300000480	8/31/2012	38,349.55
57010015	Uncoll Accts Exp CA	CS	9300001010	8/31/2012	42,513.63
57010016	Uncoll Accts Exp AG	CS	9300001189	8/31/2012	8,405.84
62002100	M&S Maint SS	CS	9300000325	8/31/2012	222.60
62002100	M&S Maint SS	CS	9300001193	8/31/2012	4,667.00
62002300	M&S Maint WT	CS	9300000322	8/31/2012	3,302.11
62002300	M&S Maint WT	CS	9300000456	8/31/2012	172.40
62002300	M&S Maint WT	CS	9300001192	8/31/2012	6,239.00
62002300	M&S Maint WT	CS	9300000392	8/31/2012	222.60
62002300	M&S Maint WT	CS	9300000321	8/31/2012	222.60
62002400	M&S Maint TD	CS	9300000384	8/31/2012	16,613.08
62002400	M&S Maint TD	CS	9300000474	8/31/2012	8,722.91
62002400	M&S Maint TD	CS	9300000160	8/31/2012	247.71
62002400	M&S Maint TD	CS	9300000329	8/31/2012	34.43
62002400	M&S Maint TD	CS	9300000458	8/31/2012	27.30
62002600	M&S Maint AG	CS	9300000345	8/31/2012	(7,300.00)
62002600	M&S Maint AG	CS	9300000434	8/31/2012	3,757.12
62002600	M&S Maint AG	CS	9300001201	8/31/2012	(1,878.56)
62002600	M&S Maint AG	CS	9300000324	8/31/2012	725.73
62502300	Misc Maint WT	CS	9300000429	8/31/2012	15,063.77
62502400	Misc Maint TD	CS	9300000441	8/31/2012	6,095.11
62502400	Misc Maint TD	CS	9300000384	8/31/2012	(1,075.08)
62502400	Misc Maint TD	CS	9300000445	8/31/2012	18,076.13
62502400	Misc Maint TD	CS	9300000474	8/31/2012	3,627.88
62502400	Misc Maint TD	CS	9300000430	8/31/2012	809.76
62502440	Misc Maint TD Hydrnt	CS	9300000446	8/31/2012	281.96
62502600	Misc Maint AG	CS	9300000434	8/31/2012	1,980.98
62502600	Misc Maint AG	CS	9300000324	8/31/2012	726.85
62502600	Misc Maint AG	CS	9300000457	8/31/2012	574.64
62502600	Misc Maint AG	CS	9300000433	8/31/2012	1,127.84
62520700	Misc Main Pvg/Bckfil	SV	100001015	8/31/2012	3,076.07
62520700	Misc Main Pvg/Bckfil	SV	100001015	8/31/2012	3,755.40
62520700	Misc Main Pvg/Bckfil	CF	9300001205	8/31/2012	(6,831.47)
62520700	Misc Main Pvg/Bckfil	CF	9300001205	8/31/2012	6,831.47
62520700	Misc Main Pvg/Bckfil	CF	9300000385	8/31/2012	7,529.07
62520700	Misc Main Pvg/Bckfil	CF	9300000385	8/31/2012	(7,529.07)

Kentucky American Water Company  
Case No. 2012-00520  
Response to PSC DR1, Item 31

Account	Description	Doc Type	Document Number	Posting Date	Amount
63150024	Contr Svc-Maint TD	CS	9300000474	8/31/2012	1,351.45
63150026	Contr Svc-Maint AG	CS	9300000457	8/31/2012	101.76
68011000	Depr -UPIS General	SA	100000835	8/31/2012	(26,781.46)
68254000	Amort-RegAsset AFUDC	SA	100000835	8/31/2012	11,190.13
68255000	Amort-UPAA	SA	100000835	8/31/2012	697.33
68255000	Amort-UPAA	SA	100000835	8/31/2012	16.06
68257000	Amort-Prop Losses	CF	9300000416	8/31/2012	(4,756.67)
68257000	Amort-Prop Losses	CF	9300000416	8/31/2012	4,756.67
68257000	Amort-Prop Losses	SR	9600000029	8/31/2012	4,756.67
68258000	Amort-Reg Asset	SA	100000835	8/31/2012	575.00
68520000	Property Taxes	CF	9300000416	8/31/2012	(341,933.42)
68520000	Property Taxes	CF	9300000416	8/31/2012	341,933.42
68520100	Tax Discounts	CF	9300000389	8/31/2012	1,500.04
68520100	Tax Discounts	CF	9300000389	8/31/2012	(1,500.04)
68533000	FICA	CF	9300000491	8/31/2012	(287.32)
68533000	FICA	CF	9300000491	8/31/2012	287.32
68533000	FICA	CF	9300000054	8/31/2012	(10.37)
68533000	FICA	CF	9300000054	8/31/2012	10.37
68533000	FICA	CF	9300000055	8/31/2012	(30.86)
68533000	FICA	CF	9300000055	8/31/2012	30.86
68533000	FICA	CF	9300000123	8/31/2012	(100.33)
68533000	FICA	CF	9300000123	8/31/2012	100.33
68533000	FICA	CF	9300000125	8/31/2012	(28.90)
68533000	FICA	CF	9300000125	8/31/2012	28.90
68533000	FICA	CF	9300000127	8/31/2012	(508.20)
68533000	FICA	CF	9300000127	8/31/2012	508.20
68533000	FICA	CF	9300000131	8/31/2012	(483.81)
68533000	FICA	CF	9300000131	8/31/2012	483.81
68533000	FICA	CF	9300000134	8/31/2012	(185.38)
68533000	FICA	CF	9300000134	8/31/2012	185.38
68533000	FICA	CF	9300000136	8/31/2012	(531.11)
68533000	FICA	CF	9300000136	8/31/2012	531.11
68533000	FICA	CF	9300000140	8/31/2012	(8.98)
68533000	FICA	CF	9300000140	8/31/2012	8.98
68533000	FICA	CF	9300000142	8/31/2012	(704.17)
68533000	FICA	CF	9300000142	8/31/2012	704.17
68533000	FICA	CF	9300000145	8/31/2012	(143.33)
68533000	FICA	CF	9300000145	8/31/2012	143.33
68533000	FICA	CF	9300000149	8/31/2012	(118.32)
68533000	FICA	CF	9300000149	8/31/2012	118.32
68533000	FICA	CF	9300000151	8/31/2012	(150.35)
68533000	FICA	CF	9300000151	8/31/2012	150.35
68533000	FICA	CF	9300000154	8/31/2012	(9.11)
68533000	FICA	CF	9300000154	8/31/2012	9.11
68533000	FICA	CF	9300000156	8/31/2012	(629.00)
68533000	FICA	CF	9300000156	8/31/2012	629.00
68533000	FICA	CF	9300000159	8/31/2012	(1,494.68)
68533000	FICA	CF	9300000159	8/31/2012	1,494.68
68533000	FICA	CF	9300000162	8/31/2012	(64.40)
68533000	FICA	CF	9300000162	8/31/2012	64.40
68533000	FICA	CF	9300000165	8/31/2012	(894.46)
68533000	FICA	CF	9300000165	8/31/2012	894.46
68533000	FICA	CF	9300000169	8/31/2012	(316.53)
68533000	FICA	CF	9300000169	8/31/2012	316.53
68533000	FICA	CF	9300000171	8/31/2012	(936.86)
68533000	FICA	CF	9300000171	8/31/2012	936.86
68533000	FICA	CF	9300000173	8/31/2012	(139.64)
68533000	FICA	CF	9300000173	8/31/2012	139.64
68533000	FICA	CF	9300000175	8/31/2012	(312.67)
68533000	FICA	CF	9300000175	8/31/2012	312.67
68533000	FICA	CF	9300000177	8/31/2012	(796.24)
68533000	FICA	CF	9300000177	8/31/2012	796.24
68533000	FICA	CF	9300000181	8/31/2012	(3,627.21)
68533000	FICA	CF	9300000181	8/31/2012	3,627.21
68533000	FICA	CF	9300000183	8/31/2012	(251.91)
68533000	FICA	CF	9300000183	8/31/2012	251.91
68533000	FICA	CF	9300000185	8/31/2012	(10.96)
68533000	FICA	CF	9300000185	8/31/2012	10.96
68533000	FICA	CF	9300000187	8/31/2012	(19.00)
68533000	FICA	CF	9300000187	8/31/2012	19.00
68533000	FICA	CF	9300000189	8/31/2012	(98.57)
68533000	FICA	CF	9300000189	8/31/2012	98.57
68533000	FICA	CF	9300000191	8/31/2012	(107.90)
68533000	FICA	CF	9300000191	8/31/2012	107.90
68533000	FICA	CF	9300000194	8/31/2012	(99.20)
68533000	FICA	CF	9300000194	8/31/2012	99.20
68533000	FICA	CF	9300000196	8/31/2012	(156.76)

Kentucky American Water Company  
Case No. 2012-00520  
Response to PSC DR1, Item 31

Account	Description	Doc Type	Document Number	Posting Date	Amount
68533000	FICA	CF	9300000196	8/31/2012	156.76
68533000	FICA	CF	9300000198	8/31/2012	(44.91)
68533000	FICA	CF	9300000198	8/31/2012	44.91
68533000	FICA	CF	9300000200	8/31/2012	(38.98)
68533000	FICA	CF	9300000200	8/31/2012	38.98
68533000	FICA	CF	9300000202	8/31/2012	(3,929.92)
68533000	FICA	CF	9300000202	8/31/2012	3,929.92
68533000	FICA	CF	9300000204	8/31/2012	(149.93)
68533000	FICA	CF	9300000204	8/31/2012	149.93
68533000	FICA	CF	9300000206	8/31/2012	(138.76)
68533000	FICA	CF	9300000206	8/31/2012	138.76
68533000	FICA	CF	9300000208	8/31/2012	(85.68)
68533000	FICA	CF	9300000208	8/31/2012	85.68
68533000	FICA	CF	9300000210	8/31/2012	(504.61)
68533000	FICA	CF	9300000210	8/31/2012	504.61
68533000	FICA	CF	9300000216	8/31/2012	(6.75)
68533000	FICA	CF	9300000216	8/31/2012	6.75
68533000	FICA	CF	9300000217	8/31/2012	(54.06)
68533000	FICA	CF	9300000217	8/31/2012	54.06
68533000	FICA	CF	9300000292	8/31/2012	(1,151.00)
68533000	FICA	CF	9300000292	8/31/2012	1,151.00
68533000	FICA	CF	9300000294	8/31/2012	(34.74)
68533000	FICA	CF	9300000294	8/31/2012	34.74
68533000	FICA	CF	9300000297	8/31/2012	(968.28)
68533000	FICA	CF	9300000297	8/31/2012	968.28
68533000	FICA	CF	9300000301	8/31/2012	(700.42)
68533000	FICA	CF	9300000301	8/31/2012	700.42
68533000	FICA	CF	9300000303	8/31/2012	(842.00)
68533000	FICA	CF	9300000303	8/31/2012	842.00
68533000	FICA	CF	9300000307	8/31/2012	(10.68)
68533000	FICA	CF	9300000307	8/31/2012	10.68
68533000	FICA	CF	9300000309	8/31/2012	(1,653.81)
68533000	FICA	CF	9300000309	8/31/2012	1,653.81
68533000	FICA	CF	9300000313	8/31/2012	(459.84)
68533000	FICA	CF	9300000313	8/31/2012	459.84
68533000	FICA	CF	9300000318	8/31/2012	(132.34)
68533000	FICA	CF	9300000318	8/31/2012	132.34
68533000	FICA	CF	9300000320	8/31/2012	(23.51)
68533000	FICA	CF	9300000320	8/31/2012	23.51
68533000	FICA	CF	9300000323	8/31/2012	(955.34)
68533000	FICA	CF	9300000323	8/31/2012	955.34
68533000	FICA	CF	9300000328	8/31/2012	(3,479.16)
68533000	FICA	CF	9300000328	8/31/2012	3,479.16
68533000	FICA	CF	9300000331	8/31/2012	(93.08)
68533000	FICA	CF	9300000331	8/31/2012	93.08
68533000	FICA	CF	9300000333	8/31/2012	(95.46)
68533000	FICA	CF	9300000333	8/31/2012	95.46
68533000	FICA	CF	9300000335	8/31/2012	(39.22)
68533000	FICA	CF	9300000335	8/31/2012	39.22
68533000	FICA	CF	9300000340	8/31/2012	(2,110.86)
68533000	FICA	CF	9300000340	8/31/2012	2,110.86
68533000	FICA	CF	9300000344	8/31/2012	(559.40)
68533000	FICA	CF	9300000344	8/31/2012	559.40
68533000	FICA	CF	9300000348	8/31/2012	(1,600.88)
68533000	FICA	CF	9300000348	8/31/2012	1,600.88
68533000	FICA	CF	9300000351	8/31/2012	(266.92)
68533000	FICA	CF	9300000351	8/31/2012	266.92
68533000	FICA	CF	9300000353	8/31/2012	(860.88)
68533000	FICA	CF	9300000353	8/31/2012	860.88
68533000	FICA	CF	9300000355	8/31/2012	(1,235.80)
68533000	FICA	CF	9300000355	8/31/2012	1,235.80
68533000	FICA	CF	9300000359	8/31/2012	(8,871.46)
68533000	FICA	CF	9300000359	8/31/2012	8,871.46
68533000	FICA	CF	9300000361	8/31/2012	(959.50)
68533000	FICA	CF	9300000361	8/31/2012	959.50
68533000	FICA	CF	9300000365	8/31/2012	(122.30)
68533000	FICA	CF	9300000365	8/31/2012	122.30
68533000	FICA	CF	9300000367	8/31/2012	(157.18)
68533000	FICA	CF	9300000367	8/31/2012	157.18
68533000	FICA	CF	9300000369	8/31/2012	(137.68)
68533000	FICA	CF	9300000369	8/31/2012	137.68
68533000	FICA	CF	9300000373	8/31/2012	(131.98)
68533000	FICA	CF	9300000373	8/31/2012	131.98
68533000	FICA	CF	9300000375	8/31/2012	(12.42)
68533000	FICA	CF	9300000375	8/31/2012	12.42
68533000	FICA	CF	9300000377	8/31/2012	(143.14)
68533000	FICA	CF	9300000377	8/31/2012	143.14



Kentucky American Water Company  
Case No. 2012-00520  
Response to PSC DR1, Item 31

Account	Description	Doc Type	Document Number	Posting Date	Amount
68533000	FICA	CF	9300000379	8/31/2012	(151.08)
68533000	FICA	CF	9300000379	8/31/2012	151.08
68533000	FICA	CF	9300000381	8/31/2012	(6,768.42)
68533000	FICA	CF	9300000381	8/31/2012	6,768.42
68533000	FICA	CF	9300000383	8/31/2012	(222.00)
68533000	FICA	CF	9300000383	8/31/2012	222.00
68533000	FICA	CF	9300000385	8/31/2012	(157.74)
68533000	FICA	CF	9300000385	8/31/2012	157.74
68533000	FICA	CF	9300000387	8/31/2012	(780.48)
68533000	FICA	CF	9300000387	8/31/2012	780.48
68533100	FICA Cap Credits	UT	9300000121	8/31/2012	(743.78)
68533100	FICA Cap Credits	UT	9300000290	8/31/2012	(1,960.42)
68535000	SUTA	CF	9300000123	8/31/2012	(0.36)
68535000	SUTA	CF	9300000123	8/31/2012	0.36
68535000	SUTA	CF	9300000127	8/31/2012	(34.04)
68535000	SUTA	CF	9300000127	8/31/2012	34.04
68535000	SUTA	CF	9300000151	8/31/2012	(0.01)
68535000	SUTA	CF	9300000151	8/31/2012	0.01
68535000	SUTA	CF	9300000165	8/31/2012	(0.01)
68535000	SUTA	CF	9300000165	8/31/2012	0.01
68535000	SUTA	CF	9300000181	8/31/2012	(42.34)
68535000	SUTA	CF	9300000181	8/31/2012	42.34
68535000	SUTA	CF	9300000202	8/31/2012	(0.04)
68535000	SUTA	CF	9300000202	8/31/2012	0.04
68535000	SUTA	CF	9300000292	8/31/2012	(71.32)
68535000	SUTA	CF	9300000292	8/31/2012	71.32
68535000	SUTA	CF	9300000359	8/31/2012	(93.40)
68535000	SUTA	CF	9300000359	8/31/2012	93.40
68535100	SUTA Cap Credits	UT	9300000121	8/31/2012	(52.32)
68535100	SUTA Cap Credits	UT	9300000290	8/31/2012	(104.66)
68545000	Utility Reg Assessme	SA	100000897	8/31/2012	143,135.83
68545000	Utility Reg Assessme	SA	100000897	8/31/2012	(146,135.83)
68545000	Utility Reg Assessme	SA	100000897	8/31/2012	2,739.88
68545000	Utility Reg Assessme	SA	100000897	8/31/2012	2,739.88
68545000	Utility Reg Assessme	CF	9300000416	8/31/2012	(9,438.11)
68545000	Utility Reg Assessme	CF	9300000416	8/31/2012	9,438.11
69011000	FIT-Current	SI	9600000036	8/31/2012	848,627.72
69021000	SIT-Current	SI	9600000036	8/31/2012	154,764.93
69031000	FIT-Oth Inc&Ded CY	SI	9600000036	8/31/2012	(1,136.04)
69041000	SIT-Oth Inc&Ded CY	SI	9600000036	8/31/2012	(207.18)
69065000	Def FIT-Other	SI	9600000036	8/31/2012	239,918.34
69065000	Def FIT-Other	SI	9600000036	8/31/2012	(113,053.31)
69073500	Def SIT-Other	SI	9600000036	8/31/2012	43,754.10
69073500	Def SIT-Other	SI	9600000036	8/31/2012	(20,617.60)
70510000	AFUDC-Equity	UI	2000000094	8/31/2012	(33,957.83)
70510000	AFUDC-Equity	UI	2000000094	8/31/2012	(159.59)
70510000	AFUDC-Equity	UI	2000000094	8/31/2012	(2,628.98)
70510000	AFUDC-Equity	UI	2000000094	8/31/2012	86.63
70510000	AFUDC-Equity	UI	2000000094	8/31/2012	(24,581.40)
70510000	AFUDC-Equity	UZ	2000000095	8/31/2012	(3,728.61)
70510000	AFUDC-Equity	UI	2000000094	8/31/2012	3,728.61
70510000	AFUDC-Equity	UZ	2000000095	8/31/2012	(4,755.87)
70510000	AFUDC-Equity	UI	2000000087	8/31/2012	4,755.87
70510000	AFUDC-Equity	UZ	2000000095	8/31/2012	(2,059.85)
70510000	AFUDC-Equity	UI	2000000094	8/31/2012	2,059.85
70510000	AFUDC-Equity	UZ	2000000095	8/31/2012	(132.13)
70510000	AFUDC-Equity	UI	2000000087	8/31/2012	132.13
70510000	AFUDC-Equity	UZ	2000000095	8/31/2012	(1,614.20)
70510000	AFUDC-Equity	UI	2000000094	8/31/2012	1,614.20
70510000	AFUDC-Equity	UZ	2000000095	8/31/2012	(1,595.91)
70510000	AFUDC-Equity	UI	2000000094	8/31/2012	1,595.91
70510000	AFUDC-Equity	UZ	2000000088	8/31/2012	(36.67)
70510000	AFUDC-Equity	UI	2000000094	8/31/2012	36.67
70510000	AFUDC-Equity	UI	2000000094	8/31/2012	220.06
70510000	AFUDC-Equity	UZ	2000000095	8/31/2012	(220.06)
70510000	AFUDC-Equity	UZ	2000000088	8/31/2012	(18.08)
70510000	AFUDC-Equity	UI	2000000094	8/31/2012	18.08
70510000	AFUDC-Equity	UI	2000000087	8/31/2012	5.85
70510000	AFUDC-Equity	UZ	2000000095	8/31/2012	(5.85)
70510000	AFUDC-Equity	UI	2000000087	8/31/2012	2.93
70510000	AFUDC-Equity	UZ	2000000095	8/31/2012	(2.93)
70510000	AFUDC-Equity	UI	2000000087	8/31/2012	2.93
70510000	AFUDC-Equity	UZ	2000000095	8/31/2012	(2.93)
70510000	AFUDC-Equity	UI	2000000087	8/31/2012	19.60
70510000	AFUDC-Equity	UZ	2000000095	8/31/2012	(19.60)
70510000	AFUDC-Equity	UI	2000000094	8/31/2012	(51.61)
70510000	AFUDC-Equity	UZ	2000000095	8/31/2012	51.61

Kentucky American Water Company  
Case No. 2012-00520  
Response to PSC DR1, Item 31

Account	Description	Doc Type	Document Number	Posting Date	Amount
70510000	AFUDC-Equity	UI	2000000094	8/31/2012	15.13
70510000	AFUDC-Equity	UZ	2000000095	8/31/2012	(15.13)
70510000	AFUDC-Equity	UI	2000000094	8/31/2012	1.67
70510000	AFUDC-Equity	UZ	2000000095	8/31/2012	(1.67)
70510000	AFUDC-Equity	UI	2000000094	8/31/2012	(1.32)
70510000	AFUDC-Equity	UZ	2000000095	8/31/2012	1.32
70510000	AFUDC-Equity	UI	2000000094	8/31/2012	0.38
70510000	AFUDC-Equity	UZ	2000000095	8/31/2012	(0.38)
70510000	AFUDC-Equity	UI	2000000087	8/31/2012	722.15
70510000	AFUDC-Equity	UZ	2000000095	8/31/2012	(722.15)
70510000	AFUDC-Equity	UI	2000000087	8/31/2012	43.31
70510000	AFUDC-Equity	UZ	2000000095	8/31/2012	(43.31)
70510000	AFUDC-Equity	UI	2000000094	8/31/2012	264.84
70510000	AFUDC-Equity	UZ	2000000095	8/31/2012	(264.84)
70510000	AFUDC-Equity	UZ	2000000088	8/31/2012	(1.41)
70510000	AFUDC-Equity	UI	2000000094	8/31/2012	1.41
70510000	AFUDC-Equity	UI	2000000094	8/31/2012	77.75
70510000	AFUDC-Equity	UZ	2000000095	8/31/2012	(77.75)
70510000	AFUDC-Equity	UI	2000000094	8/31/2012	42.04
70510000	AFUDC-Equity	UZ	2000000095	8/31/2012	(42.04)
70510000	AFUDC-Equity	UZ	2000000088	8/31/2012	(5.16)
70510000	AFUDC-Equity	UI	2000000094	8/31/2012	5.16
70510000	AFUDC-Equity	UI	2000000087	8/31/2012	1,037.29
70510000	AFUDC-Equity	UZ	2000000095	8/31/2012	(1,037.29)
70510000	AFUDC-Equity	UI	2000000094	8/31/2012	11.55
70510000	AFUDC-Equity	UZ	2000000095	8/31/2012	(11.55)
70510000	AFUDC-Equity	UI	2000000094	8/31/2012	199.42
70510000	AFUDC-Equity	UZ	2000000095	8/31/2012	(199.42)
70510000	AFUDC-Equity	UI	2000000094	8/31/2012	9.49
70510000	AFUDC-Equity	UZ	2000000095	8/31/2012	(9.49)
70510000	AFUDC-Equity	UI	2000000087	8/31/2012	0.87
70510000	AFUDC-Equity	UZ	2000000095	8/31/2012	(0.87)
70510000	AFUDC-Equity	UI	2000000094	8/31/2012	97.51
70510000	AFUDC-Equity	UZ	2000000095	8/31/2012	(97.51)
70510000	AFUDC-Equity	UI	2000000087	8/31/2012	986.47
70510000	AFUDC-Equity	UZ	2000000095	8/31/2012	(986.47)
70510000	AFUDC-Equity	UI	2000000094	8/31/2012	965.98
70510000	AFUDC-Equity	UZ	2000000095	8/31/2012	(965.98)
70510000	AFUDC-Equity	UI	2000000087	8/31/2012	2.33
70510000	AFUDC-Equity	UZ	2000000095	8/31/2012	(2.33)
70510000	AFUDC-Equity	UI	2000000087	8/31/2012	6.81
70510000	AFUDC-Equity	UZ	2000000095	8/31/2012	(6.81)
70510000	AFUDC-Equity	UI	2000000094	8/31/2012	10.02
70510000	AFUDC-Equity	UZ	2000000095	8/31/2012	(10.02)
70510000	AFUDC-Equity	UI	2000000087	8/31/2012	39.07
70510000	AFUDC-Equity	UZ	2000000095	8/31/2012	(39.07)
70510000	AFUDC-Equity	UI	2000000094	8/31/2012	39.07
70510000	AFUDC-Equity	UZ	2000000095	8/31/2012	(39.07)
70510000	AFUDC-Equity	UI	2000000087	8/31/2012	39.07
70510000	AFUDC-Equity	UZ	2000000095	8/31/2012	(39.07)
70510000	AFUDC-Equity	UI	2000000094	8/31/2012	11.12
70510000	AFUDC-Equity	UZ	2000000095	8/31/2012	(11.12)
70510000	AFUDC-Equity	UI	2000000094	8/31/2012	11.12
70510000	AFUDC-Equity	UZ	2000000095	8/31/2012	(11.12)
70510000	AFUDC-Equity	UI	2000000094	8/31/2012	11.12
70510000	AFUDC-Equity	UZ	2000000095	8/31/2012	(11.12)
70510000	AFUDC-Equity	UI	2000000094	8/31/2012	82.03
70510000	AFUDC-Equity	UZ	2000000095	8/31/2012	(82.03)
70510000	AFUDC-Equity	UI	2000000094	8/31/2012	931.56
70510000	AFUDC-Equity	UZ	2000000095	8/31/2012	(931.56)
70510000	AFUDC-Equity	UZ	2000000088	8/31/2012	(33.50)
70510000	AFUDC-Equity	UI	2000000094	8/31/2012	33.50
70510000	AFUDC-Equity	UI	2000000094	8/31/2012	34.21
70510000	AFUDC-Equity	UZ	2000000095	8/31/2012	(34.21)
70510000	AFUDC-Equity	UI	2000000094	8/31/2012	29.55
70510000	AFUDC-Equity	UZ	2000000095	8/31/2012	(29.55)
70510000	AFUDC-Equity	UI	2000000094	8/31/2012	92.60
70510000	AFUDC-Equity	UZ	2000000095	8/31/2012	(92.60)
70510000	AFUDC-Equity	UI	2000000094	8/31/2012	90.67
70510000	AFUDC-Equity	UZ	2000000095	8/31/2012	(90.67)
70510000	AFUDC-Equity	UI	2000000094	8/31/2012	146.97
70510000	AFUDC-Equity	UZ	2000000095	8/31/2012	(146.97)
70510000	AFUDC-Equity	UI	2000000094	8/31/2012	206.22
70510000	AFUDC-Equity	UZ	2000000095	8/31/2012	(206.22)
70510000	AFUDC-Equity	UI	2000000094	8/31/2012	103.04
70510000	AFUDC-Equity	UZ	2000000095	8/31/2012	(103.04)
70510000	AFUDC-Equity	UI	2000000094	8/31/2012	131.45

Kentucky American Water Company  
Case No. 2012-00520  
Response to PSC DR1, Item 31

Account	Description	Doc Type	Document Number	Posting Date	Amount
70510000	AFUDC-Equity	UZ	2000000095	8/31/2012	(131.45)
70510000	AFUDC-Equity	UI	2000000094	8/31/2012	22.18
70510000	AFUDC-Equity	UZ	2000000095	8/31/2012	(22.18)
70510000	AFUDC-Equity	UI	2000000087	8/31/2012	68.94
70510000	AFUDC-Equity	UZ	2000000095	8/31/2012	(68.94)
70510000	AFUDC-Equity	UI	2000000094	8/31/2012	5.06
70510000	AFUDC-Equity	UZ	2000000095	8/31/2012	(5.06)
70510000	AFUDC-Equity	UZ	2000000088	8/31/2012	(44.47)
70510000	AFUDC-Equity	UI	2000000094	8/31/2012	44.47
70510000	AFUDC-Equity	UI	2000000094	8/31/2012	2,434.12
70510000	AFUDC-Equity	UZ	2000000095	8/31/2012	(2,434.12)
70510000	AFUDC-Equity	UI	2000000094	8/31/2012	3,026.00
70510000	AFUDC-Equity	UZ	2000000095	8/31/2012	(3,026.00)
70510000	AFUDC-Equity	UI	2000000094	8/31/2012	22.06
70510000	AFUDC-Equity	UZ	2000000095	8/31/2012	(22.06)
70510000	AFUDC-Equity	UI	2000000094	8/31/2012	77.18
70510000	AFUDC-Equity	UZ	2000000095	8/31/2012	(77.18)
70510000	AFUDC-Equity	UZ	2000000088	8/31/2012	(6.77)
70510000	AFUDC-Equity	UI	2000000094	8/31/2012	6.77
70510000	AFUDC-Equity	UI	2000000094	8/31/2012	5.21
70510000	AFUDC-Equity	UZ	2000000095	8/31/2012	(5.21)
70510000	AFUDC-Equity	UZ	2000000088	8/31/2012	(9.64)
70510000	AFUDC-Equity	UI	2000000094	8/31/2012	9.64
70510000	AFUDC-Equity	UI	2000000087	8/31/2012	155.66
70510000	AFUDC-Equity	UZ	2000000088	8/31/2012	(155.66)
70510000	AFUDC-Equity	UZ	2000000088	8/31/2012	(187.89)
70510000	AFUDC-Equity	UI	2000000094	8/31/2012	187.89
70510000	AFUDC-Equity	UI	2000000094	8/31/2012	237.53
70510000	AFUDC-Equity	UZ	2000000095	8/31/2012	(237.53)
70510000	AFUDC-Equity	UI	2000000094	8/31/2012	631.02
70510000	AFUDC-Equity	UZ	2000000095	8/31/2012	(631.02)
70510000	AFUDC-Equity	UI	2000000094	8/31/2012	12.59
70510000	AFUDC-Equity	UZ	2000000095	8/31/2012	(12.59)
70510000	AFUDC-Equity	UI	2000000094	8/31/2012	9.40
70510000	AFUDC-Equity	UZ	2000000095	8/31/2012	(9.40)
70510000	AFUDC-Equity	UI	2000000087	8/31/2012	19.79
70510000	AFUDC-Equity	UZ	2000000095	8/31/2012	(19.79)
70510000	AFUDC-Equity	UI	2000000094	8/31/2012	1,591.94
70510000	AFUDC-Equity	UZ	2000000095	8/31/2012	(1,591.94)
70510000	AFUDC-Equity	UI	2000000094	8/31/2012	260.42
70510000	AFUDC-Equity	UZ	2000000095	8/31/2012	(260.42)
70510000	AFUDC-Equity	UI	2000000094	8/31/2012	3.29
70510000	AFUDC-Equity	UZ	2000000095	8/31/2012	(3.29)
70510000	AFUDC-Equity	UI	2000000094	8/31/2012	87.40
70510000	AFUDC-Equity	UZ	2000000095	8/31/2012	(87.40)
70510000	AFUDC-Equity	UI	2000000094	8/31/2012	20.06
70510000	AFUDC-Equity	UZ	2000000095	8/31/2012	(20.06)
70510000	AFUDC-Equity	UZ	2000000088	8/31/2012	(3.05)
70510000	AFUDC-Equity	UI	2000000094	8/31/2012	3.05
70510000	AFUDC-Equity	UI	2000000094	8/31/2012	3.61
70510000	AFUDC-Equity	UZ	2000000095	8/31/2012	(3.61)
70510000	AFUDC-Equity	UI	2000000087	8/31/2012	11.08
70510000	AFUDC-Equity	UZ	2000000095	8/31/2012	(11.08)
70510000	AFUDC-Equity	UI	2000000094	8/31/2012	9.24
70510000	AFUDC-Equity	UZ	2000000095	8/31/2012	(9.24)
70510000	AFUDC-Equity	UI	2000000094	8/31/2012	9.75
70510000	AFUDC-Equity	UZ	2000000095	8/31/2012	(9.75)
70510000	AFUDC-Equity	UI	2000000094	8/31/2012	12.44
70510000	AFUDC-Equity	UZ	2000000095	8/31/2012	(12.44)
70510000	AFUDC-Equity	UI	2000000087	8/31/2012	17.50
70510000	AFUDC-Equity	UZ	2000000095	8/31/2012	(17.50)
70510000	AFUDC-Equity	UI	2000000094	8/31/2012	0.34
70510000	AFUDC-Equity	UZ	2000000095	8/31/2012	(0.34)
70510000	AFUDC-Equity	UI	2000000094	8/31/2012	30.10
70510000	AFUDC-Equity	UZ	2000000095	8/31/2012	(30.10)
70510000	AFUDC-Equity	UI	2000000094	8/31/2012	483.50
70510000	AFUDC-Equity	UZ	2000000095	8/31/2012	(483.50)
70510000	AFUDC-Equity	UI	2000000087	8/31/2012	3.46
70510000	AFUDC-Equity	UZ	2000000095	8/31/2012	(3.46)
70510000	AFUDC-Equity	UI	2000000094	8/31/2012	1.72
70510000	AFUDC-Equity	UZ	2000000095	8/31/2012	(1.72)
70510000	AFUDC-Equity	UI	2000000094	8/31/2012	0.01
70510000	AFUDC-Equity	UZ	2000000095	8/31/2012	(0.01)
70510000	AFUDC-Equity	UI	2000000087	8/31/2012	12.33
70510000	AFUDC-Equity	UZ	2000000095	8/31/2012	(12.33)
70510000	AFUDC-Equity	UI	2000000094	8/31/2012	15.05
70510000	AFUDC-Equity	UZ	2000000095	8/31/2012	(15.05)

Kentucky American Water Company  
Case No. 2012-00520  
Response to PSC DR1, Item 31

Account	Description	Doc Type	Document Number	Posting Date	Amount
70510000	AFUDC-Equity	UI	2000000094	8/31/2012	18.30
70510000	AFUDC-Equity	UZ	2000000095	8/31/2012	(18.30)
70510000	AFUDC-Equity	UI	2000000087	8/31/2012	2.62
70510000	AFUDC-Equity	UZ	2000000088	8/31/2012	(2.62)
70510000	AFUDC-Equity	UZ	2000000088	8/31/2012	(10.08)
70510000	AFUDC-Equity	UI	2000000094	8/31/2012	10.08
70510000	AFUDC-Equity	UI	2000000094	8/31/2012	7.23
70510000	AFUDC-Equity	UZ	2000000095	8/31/2012	(7.23)
70510000	AFUDC-Equity	UI	2000000087	8/31/2012	0.06
70510000	AFUDC-Equity	UZ	2000000095	8/31/2012	(0.06)
70510000	AFUDC-Equity	UI	2000000094	8/31/2012	1.74
70510000	AFUDC-Equity	UZ	2000000095	8/31/2012	(1.74)
70510000	AFUDC-Equity	UI	2000000087	8/31/2012	15.41
70510000	AFUDC-Equity	UZ	2000000095	8/31/2012	(15.41)
70510000	AFUDC-Equity	UI	2000000094	8/31/2012	3.36
70510000	AFUDC-Equity	UZ	2000000095	8/31/2012	(3.36)
70510000	AFUDC-Equity	UI	2000000094	8/31/2012	23.85
70510000	AFUDC-Equity	UZ	2000000095	8/31/2012	(23.85)
70510000	AFUDC-Equity	UI	2000000094	8/31/2012	25.64
70510000	AFUDC-Equity	UZ	2000000095	8/31/2012	(25.64)
70510000	AFUDC-Equity	UI	2000000094	8/31/2012	15.78
70510000	AFUDC-Equity	UZ	2000000095	8/31/2012	(15.78)
70510000	AFUDC-Equity	UZ	2000000088	8/31/2012	(8.29)
70510000	AFUDC-Equity	UI	2000000094	8/31/2012	8.29
70510000	AFUDC-Equity	UI	2000000094	8/31/2012	18.90
70510000	AFUDC-Equity	UZ	2000000095	8/31/2012	(18.90)
70510000	AFUDC-Equity	UI	2000000094	8/31/2012	19.57
70510000	AFUDC-Equity	UZ	2000000095	8/31/2012	(19.57)
70510000	AFUDC-Equity	UI	2000000087	8/31/2012	19.51
70510000	AFUDC-Equity	UZ	2000000095	8/31/2012	(19.51)
70510000	AFUDC-Equity	UI	2000000087	8/31/2012	129.50
70510000	AFUDC-Equity	UZ	2000000095	8/31/2012	(129.50)
70510000	AFUDC-Equity	UI	2000000094	8/31/2012	62.92
70510000	AFUDC-Equity	UZ	2000000095	8/31/2012	(62.92)
70510000	AFUDC-Equity	UI	2000000094	8/31/2012	104.43
70510000	AFUDC-Equity	UZ	2000000095	8/31/2012	(104.43)
70510000	AFUDC-Equity	UI	2000000094	8/31/2012	24.75
70510000	AFUDC-Equity	UZ	2000000095	8/31/2012	(24.75)
70510000	AFUDC-Equity	UI	2000000094	8/31/2012	37.57
70510000	AFUDC-Equity	UZ	2000000095	8/31/2012	(37.57)
70510000	AFUDC-Equity	UI	2000000094	8/31/2012	35.75
70510000	AFUDC-Equity	UZ	2000000095	8/31/2012	(35.75)
70510000	AFUDC-Equity	UI	2000000094	8/31/2012	29.64
70510000	AFUDC-Equity	UZ	2000000095	8/31/2012	(29.64)
70510000	AFUDC-Equity	UI	2000000094	8/31/2012	33.39
70510000	AFUDC-Equity	UZ	2000000095	8/31/2012	(33.39)
70510000	AFUDC-Equity	UI	2000000087	8/31/2012	31.78
70510000	AFUDC-Equity	UZ	2000000095	8/31/2012	(31.78)
70510000	AFUDC-Equity	UI	2000000087	8/31/2012	22.00
70510000	AFUDC-Equity	UZ	2000000095	8/31/2012	(22.00)
70510000	AFUDC-Equity	UZ	2000000088	8/31/2012	(20.13)
70510000	AFUDC-Equity	UI	2000000094	8/31/2012	20.13
70510000	AFUDC-Equity	UI	2000000094	8/31/2012	21.60
70510000	AFUDC-Equity	UZ	2000000095	8/31/2012	(21.60)
70510000	AFUDC-Equity	UI	2000000094	8/31/2012	119.33
70510000	AFUDC-Equity	UZ	2000000095	8/31/2012	(119.33)
70510000	AFUDC-Equity	UI	2000000094	8/31/2012	116.93
70510000	AFUDC-Equity	UZ	2000000095	8/31/2012	(116.93)
70510000	AFUDC-Equity	UI	2000000087	8/31/2012	117.41
70510000	AFUDC-Equity	UZ	2000000088	8/31/2012	(117.41)
70510000	AFUDC-Equity	UI	2000000087	8/31/2012	0.01
70510000	AFUDC-Equity	UZ	2000000088	8/31/2012	(0.01)
70510000	AFUDC-Equity	UI	2000000094	8/31/2012	3.24
70510000	AFUDC-Equity	UZ	2000000095	8/31/2012	(3.24)
70510000	AFUDC-Equity	UZ	2000000088	8/31/2012	(8.48)
70510000	AFUDC-Equity	UI	2000000094	8/31/2012	8.48
70510000	AFUDC-Equity	UI	2000000087	8/31/2012	292.87
70510000	AFUDC-Equity	UZ	2000000095	8/31/2012	(292.87)
70510000	AFUDC-Equity	UZ	2000000088	8/31/2012	(319.43)
70510000	AFUDC-Equity	UI	2000000094	8/31/2012	319.43
70510000	AFUDC-Equity	UI	2000000094	8/31/2012	119.94
70510000	AFUDC-Equity	UZ	2000000095	8/31/2012	(119.94)
70510000	AFUDC-Equity	UI	2000000094	8/31/2012	22.13
70510000	AFUDC-Equity	UZ	2000000095	8/31/2012	(22.13)
70510000	AFUDC-Equity	UZ	2000000088	8/31/2012	(22.48)
70510000	AFUDC-Equity	UI	2000000094	8/31/2012	22.48
70510000	AFUDC-Equity	UI	2000000087	8/31/2012	147.24

Kentucky American Water Company  
Case No. 2012-00520  
Response to PSC DR1, Item 31

Account	Description	Doc Type	Document Number	Posting Date	Amount
70510000	AFUDC-Equity	UZ	2000000095	8/31/2012	(147.24)
70510000	AFUDC-Equity	UI	2000000087	8/31/2012	24.51
70510000	AFUDC-Equity	UZ	2000000095	8/31/2012	(24.51)
70510000	AFUDC-Equity	UZ	2000000088	8/31/2012	(224.08)
70510000	AFUDC-Equity	UI	2000000094	8/31/2012	224.08
70510000	AFUDC-Equity	UI	2000000094	8/31/2012	3.16
70510000	AFUDC-Equity	UZ	2000000095	8/31/2012	(3.16)
70510000	AFUDC-Equity	UI	2000000094	8/31/2012	38.37
70510000	AFUDC-Equity	UZ	2000000095	8/31/2012	(38.37)
70510000	AFUDC-Equity	UZ	2000000088	8/31/2012	(64.50)
70510000	AFUDC-Equity	UI	2000000094	8/31/2012	64.50
70510000	AFUDC-Equity	UI	2000000094	8/31/2012	67.88
70510000	AFUDC-Equity	UZ	2000000095	8/31/2012	(67.88)
70510000	AFUDC-Equity	UI	2000000087	8/31/2012	230.46
70510000	AFUDC-Equity	UZ	2000000095	8/31/2012	(230.46)
70510000	AFUDC-Equity	UI	2000000094	8/31/2012	174.63
70510000	AFUDC-Equity	UZ	2000000095	8/31/2012	(174.63)
70510000	AFUDC-Equity	UI	2000000087	8/31/2012	91.02
70510000	AFUDC-Equity	UZ	2000000095	8/31/2012	(91.02)
70510000	AFUDC-Equity	UI	2000000094	8/31/2012	0.21
70510000	AFUDC-Equity	UZ	2000000095	8/31/2012	(0.21)
70510000	AFUDC-Equity	UI	2000000087	8/31/2012	102.94
70510000	AFUDC-Equity	UZ	2000000095	8/31/2012	(102.94)
70510000	AFUDC-Equity	UI	2000000094	8/31/2012	0.21
70510000	AFUDC-Equity	UZ	2000000095	8/31/2012	(0.21)
70510000	AFUDC-Equity	UI	2000000087	8/31/2012	126.78
70510000	AFUDC-Equity	UZ	2000000095	8/31/2012	(126.78)
70510000	AFUDC-Equity	UI	2000000094	8/31/2012	0.03
70510000	AFUDC-Equity	UZ	2000000095	8/31/2012	(0.03)
70510000	AFUDC-Equity	UI	2000000087	8/31/2012	65.58
70510000	AFUDC-Equity	UZ	2000000095	8/31/2012	(65.58)
70510000	AFUDC-Equity	UI	2000000094	8/31/2012	0.10
70510000	AFUDC-Equity	UZ	2000000095	8/31/2012	(0.10)
70510000	AFUDC-Equity	UI	2000000094	8/31/2012	69.88
70510000	AFUDC-Equity	UZ	2000000095	8/31/2012	(69.88)
70510000	AFUDC-Equity	UI	2000000094	8/31/2012	0.51
70510000	AFUDC-Equity	UZ	2000000095	8/31/2012	(0.51)
70510000	AFUDC-Equity	UI	2000000094	8/31/2012	63.84
70510000	AFUDC-Equity	UZ	2000000095	8/31/2012	(63.84)
70510000	AFUDC-Equity	UI	2000000094	8/31/2012	0.59
70510000	AFUDC-Equity	UZ	2000000095	8/31/2012	(0.59)
70510000	AFUDC-Equity	UI	2000000094	8/31/2012	457.94
70510000	AFUDC-Equity	UZ	2000000095	8/31/2012	(457.94)
70510000	AFUDC-Equity	UI	2000000087	8/31/2012	283.14
70510000	AFUDC-Equity	UZ	2000000095	8/31/2012	(283.14)
70510000	AFUDC-Equity	UI	2000000094	8/31/2012	45.62
70510000	AFUDC-Equity	UZ	2000000095	8/31/2012	(45.62)
70510000	AFUDC-Equity	UI	2000000087	8/31/2012	45.62
70510000	AFUDC-Equity	UZ	2000000095	8/31/2012	(45.62)
70510000	AFUDC-Equity	UI	2000000094	8/31/2012	0.01
70510000	AFUDC-Equity	UZ	2000000095	8/31/2012	(0.01)
70510000	AFUDC-Equity	UI	2000000087	8/31/2012	380.80
70510000	AFUDC-Equity	UZ	2000000095	8/31/2012	(380.80)
70510000	AFUDC-Equity	UI	2000000087	8/31/2012	0.15
70510000	AFUDC-Equity	UZ	2000000095	8/31/2012	(0.15)
70510000	AFUDC-Equity	UI	2000000087	8/31/2012	325.34
70510000	AFUDC-Equity	UZ	2000000095	8/31/2012	(325.34)
70510000	AFUDC-Equity	UI	2000000094	8/31/2012	65.05
70510000	AFUDC-Equity	UZ	2000000095	8/31/2012	(65.05)
70510000	AFUDC-Equity	UI	2000000094	8/31/2012	1.24
70510000	AFUDC-Equity	UZ	2000000095	8/31/2012	(1.24)
70510000	AFUDC-Equity	UI	2000000094	8/31/2012	1.28
70510000	AFUDC-Equity	UZ	2000000095	8/31/2012	(1.28)
70510000	AFUDC-Equity	UI	2000000094	8/31/2012	1.31
70510000	AFUDC-Equity	UZ	2000000095	8/31/2012	(1.31)
70510000	AFUDC-Equity	UI	2000000094	8/31/2012	6.75
70510000	AFUDC-Equity	UZ	2000000095	8/31/2012	(6.75)
70510000	AFUDC-Equity	UI	2000000087	8/31/2012	6.75
70510000	AFUDC-Equity	UZ	2000000095	8/31/2012	(6.75)
70510000	AFUDC-Equity	UI	2000000094	8/31/2012	6.75
70510000	AFUDC-Equity	UZ	2000000095	8/31/2012	(6.75)
70510000	AFUDC-Equity	UI	2000000087	8/31/2012	1.21
70510000	AFUDC-Equity	UZ	2000000095	8/31/2012	(1.21)
70510000	AFUDC-Equity	UZ	2000000088	8/31/2012	(11.23)
70510000	AFUDC-Equity	UI	2000000094	8/31/2012	11.23
70510000	AFUDC-Equity	UI	2000000094	8/31/2012	0.05
70510000	AFUDC-Equity	UZ	2000000095	8/31/2012	(0.05)

Kentucky American Water Company  
Case No. 2012-00520  
Response to PSC DR1, Item 31

Account	Description	Doc Type	Document Number	Posting Date	Amount
70510000	AFUDC-Equity	UI	2000000087	8/31/2012	1.78
70510000	AFUDC-Equity	UZ	2000000095	8/31/2012	(1.78)
70510000	AFUDC-Equity	UI	2000000094	8/31/2012	0.43
70510000	AFUDC-Equity	UZ	2000000095	8/31/2012	(0.43)
70510000	AFUDC-Equity	UI	2000000087	8/31/2012	21.31
70510000	AFUDC-Equity	UZ	2000000095	8/31/2012	(21.31)
70510000	AFUDC-Equity	UI	2000000094	8/31/2012	3.83
70510000	AFUDC-Equity	UZ	2000000095	8/31/2012	(3.83)
70510000	AFUDC-Equity	UI	2000000087	8/31/2012	3.83
70510000	AFUDC-Equity	UZ	2000000095	8/31/2012	(3.83)
70510000	AFUDC-Equity	UI	2000000094	8/31/2012	21.31
70510000	AFUDC-Equity	UZ	2000000095	8/31/2012	(21.31)
70510000	AFUDC-Equity	UI	2000000094	8/31/2012	11.94
70510000	AFUDC-Equity	UZ	2000000095	8/31/2012	(11.94)
70510000	AFUDC-Equity	UI	2000000094	8/31/2012	11.94
70510000	AFUDC-Equity	UZ	2000000095	8/31/2012	(11.94)
70510000	AFUDC-Equity	UI	2000000094	8/31/2012	11.94
70510000	AFUDC-Equity	UZ	2000000095	8/31/2012	(11.94)
70510000	AFUDC-Equity	UZ	2000000088	8/31/2012	(35.81)
70510000	AFUDC-Equity	UI	2000000094	8/31/2012	35.81
70510000	AFUDC-Equity	UI	2000000094	8/31/2012	35.81
70510000	AFUDC-Equity	UZ	2000000095	8/31/2012	(35.81)
70510000	AFUDC-Equity	UI	2000000087	8/31/2012	5.71
70510000	AFUDC-Equity	UZ	2000000095	8/31/2012	(5.71)
70510000	AFUDC-Equity	UI	2000000087	8/31/2012	5.71
70510000	AFUDC-Equity	UZ	2000000095	8/31/2012	(5.71)
70510000	AFUDC-Equity	UI	2000000087	8/31/2012	5.71
70510000	AFUDC-Equity	UZ	2000000095	8/31/2012	(5.71)
70510000	AFUDC-Equity	UZ	2000000088	8/31/2012	(17.09)
70510000	AFUDC-Equity	UI	2000000094	8/31/2012	17.09
70510000	AFUDC-Equity	UI	2000000094	8/31/2012	17.09
70510000	AFUDC-Equity	UZ	2000000095	8/31/2012	(17.09)
70510000	AFUDC-Equity	UI	2000000094	8/31/2012	3.27
70510000	AFUDC-Equity	UZ	2000000095	8/31/2012	(3.27)
70510000	AFUDC-Equity	UI	2000000094	8/31/2012	0.01
70510000	AFUDC-Equity	UZ	2000000095	8/31/2012	(0.01)
70510000	AFUDC-Equity	UI	2000000094	8/31/2012	11.24
70510000	AFUDC-Equity	UZ	2000000095	8/31/2012	(11.24)
70510000	AFUDC-Equity	UI	2000000094	8/31/2012	9.84
70510000	AFUDC-Equity	UZ	2000000095	8/31/2012	(9.84)
70510000	AFUDC-Equity	UI	2000000087	8/31/2012	8.93
70510000	AFUDC-Equity	UZ	2000000095	8/31/2012	(8.93)
70510000	AFUDC-Equity	UZ	2000000088	8/31/2012	(8.93)
70510000	AFUDC-Equity	UI	2000000094	8/31/2012	8.93
70510000	AFUDC-Equity	UI	2000000094	8/31/2012	26.80
70510000	AFUDC-Equity	UZ	2000000095	8/31/2012	(26.80)
70510000	AFUDC-Equity	UI	2000000094	8/31/2012	26.80
70510000	AFUDC-Equity	UZ	2000000095	8/31/2012	(26.80)
70510000	AFUDC-Equity	UI	2000000094	8/31/2012	8.93
70510000	AFUDC-Equity	UZ	2000000095	8/31/2012	(8.93)
70510000	AFUDC-Equity	UI	2000000094	8/31/2012	0.61
70510000	AFUDC-Equity	UZ	2000000095	8/31/2012	(0.61)
70510000	AFUDC-Equity	UI	2000000094	8/31/2012	6.92
70510000	AFUDC-Equity	UZ	2000000095	8/31/2012	(6.92)
70510000	AFUDC-Equity	UI	2000000094	8/31/2012	1.00
70510000	AFUDC-Equity	UZ	2000000095	8/31/2012	(1.00)
70510000	AFUDC-Equity	UI	2000000094	8/31/2012	5.29
70510000	AFUDC-Equity	UZ	2000000095	8/31/2012	(5.29)
70510000	AFUDC-Equity	UI	2000000094	8/31/2012	0.76
70510000	AFUDC-Equity	UZ	2000000095	8/31/2012	(0.76)
70510000	AFUDC-Equity	UI	2000000094	8/31/2012	0.76
70510000	AFUDC-Equity	UZ	2000000095	8/31/2012	(0.76)
70510000	AFUDC-Equity	UI	2000000087	8/31/2012	0.77
70510000	AFUDC-Equity	UZ	2000000095	8/31/2012	(0.77)
70510000	AFUDC-Equity	UI	2000000094	8/31/2012	31.63
70510000	AFUDC-Equity	UZ	2000000095	8/31/2012	(31.63)
70510000	AFUDC-Equity	UI	2000000087	8/31/2012	42.36
70510000	AFUDC-Equity	UZ	2000000095	8/31/2012	(42.36)
70510000	AFUDC-Equity	UI	2000000087	8/31/2012	30.43
70510000	AFUDC-Equity	UZ	2000000095	8/31/2012	(30.43)
70510000	AFUDC-Equity	UI	2000000087	8/31/2012	0.81
70510000	AFUDC-Equity	UZ	2000000095	8/31/2012	(0.81)
70510000	AFUDC-Equity	UI	2000000087	8/31/2012	0.81
70510000	AFUDC-Equity	UZ	2000000088	8/31/2012	(0.81)
70510000	AFUDC-Equity	UI	2000000094	8/31/2012	0.32
70510000	AFUDC-Equity	UZ	2000000095	8/31/2012	(0.32)
70510000	AFUDC-Equity	UZ	2000000088	8/31/2012	(0.64)

Kentucky American Water Company  
Case No. 2012-00520  
Response to PSC DR1, Item 31

Account	Description	Doc Type	Document Number	Posting Date	Amount
70510000	AFUDC-Equity	UI	2000000094	8/31/2012	0.64
70510000	AFUDC-Equity	UI	2000000094	8/31/2012	0.51
70510000	AFUDC-Equity	UZ	2000000095	8/31/2012	(0.51)
70510000	AFUDC-Equity	UI	2000000094	8/31/2012	8.98
70510000	AFUDC-Equity	UZ	2000000095	8/31/2012	(8.98)
70510000	AFUDC-Equity	UI	2000000087	8/31/2012	9.67
70510000	AFUDC-Equity	UZ	2000000095	8/31/2012	(9.67)
70510000	AFUDC-Equity	UI	2000000094	8/31/2012	8.97
70510000	AFUDC-Equity	UZ	2000000095	8/31/2012	(8.97)
70510000	AFUDC-Equity	UI	2000000094	8/31/2012	6.92
70510000	AFUDC-Equity	UZ	2000000095	8/31/2012	(6.92)
70510000	AFUDC-Equity	UI	2000000087	8/31/2012	0.42
70510000	AFUDC-Equity	UZ	2000000095	8/31/2012	(0.42)
70510000	AFUDC-Equity	UI	2000000087	8/31/2012	0.34
70510000	AFUDC-Equity	UZ	2000000095	8/31/2012	(0.34)
70510000	AFUDC-Equity	UI	2000000094	8/31/2012	0.51
70510000	AFUDC-Equity	UZ	2000000095	8/31/2012	(0.51)
70510000	AFUDC-Equity	UI	2000000087	8/31/2012	9.93
70510000	AFUDC-Equity	UZ	2000000095	8/31/2012	(9.93)
70510000	AFUDC-Equity	UI	2000000094	8/31/2012	10.83
70510000	AFUDC-Equity	UZ	2000000095	8/31/2012	(10.83)
70510000	AFUDC-Equity	UI	2000000094	8/31/2012	2.16
70510000	AFUDC-Equity	UZ	2000000095	8/31/2012	(2.16)
70510000	AFUDC-Equity	UI	2000000094	8/31/2012	3.06
70510000	AFUDC-Equity	UZ	2000000095	8/31/2012	(3.06)
70510000	AFUDC-Equity	UZ	2000000088	8/31/2012	(3.51)
70510000	AFUDC-Equity	UI	2000000094	8/31/2012	3.51
70510000	AFUDC-Equity	UI	2000000094	8/31/2012	3.31
70510000	AFUDC-Equity	UZ	2000000095	8/31/2012	(3.31)
70510000	AFUDC-Equity	UZ	2000000088	8/31/2012	(6.19)
70510000	AFUDC-Equity	UI	2000000094	8/31/2012	6.19
70510000	AFUDC-Equity	UI	2000000094	8/31/2012	6.13
70510000	AFUDC-Equity	UZ	2000000095	8/31/2012	(6.13)
70510000	AFUDC-Equity	UI	2000000094	8/31/2012	6.90
70510000	AFUDC-Equity	UZ	2000000095	8/31/2012	(6.90)
70510000	AFUDC-Equity	UI	2000000094	8/31/2012	1.21
70510000	AFUDC-Equity	UZ	2000000095	8/31/2012	(1.21)
70510000	AFUDC-Equity	UI	2000000094	8/31/2012	0.28
70510000	AFUDC-Equity	UZ	2000000095	8/31/2012	(0.28)
70510000	AFUDC-Equity	UI	2000000094	8/31/2012	3.93
70510000	AFUDC-Equity	UZ	2000000095	8/31/2012	(3.93)
70510000	AFUDC-Equity	UI	2000000094	8/31/2012	3.55
70510000	AFUDC-Equity	UZ	2000000095	8/31/2012	(3.55)
70510000	AFUDC-Equity	UI	2000000094	8/31/2012	4.03
70510000	AFUDC-Equity	UZ	2000000095	8/31/2012	(4.03)
70510000	AFUDC-Equity	UI	2000000094	8/31/2012	155.50
70510000	AFUDC-Equity	UZ	2000000095	8/31/2012	(155.50)
70510000	AFUDC-Equity	UI	2000000087	8/31/2012	114.25
70510000	AFUDC-Equity	UZ	2000000095	8/31/2012	(114.25)
70510000	AFUDC-Equity	UI	2000000087	8/31/2012	146.64
70510000	AFUDC-Equity	UZ	2000000095	8/31/2012	(146.64)
70510000	AFUDC-Equity	UI	2000000094	8/31/2012	188.48
70510000	AFUDC-Equity	UZ	2000000095	8/31/2012	(188.48)
70510000	AFUDC-Equity	UI	2000000094	8/31/2012	200.82
70510000	AFUDC-Equity	UZ	2000000095	8/31/2012	(200.82)
70510000	AFUDC-Equity	UI	2000000094	8/31/2012	7.56
70510000	AFUDC-Equity	UZ	2000000095	8/31/2012	(7.56)
70510000	AFUDC-Equity	UI	2000000087	8/31/2012	7.63
70510000	AFUDC-Equity	UZ	2000000095	8/31/2012	(7.63)
70510000	AFUDC-Equity	UI	2000000087	8/31/2012	89.76
70510000	AFUDC-Equity	UZ	2000000095	8/31/2012	(89.76)
70510000	AFUDC-Equity	UI	2000000087	8/31/2012	89.76
70510000	AFUDC-Equity	UZ	2000000095	8/31/2012	(89.76)
70510000	AFUDC-Equity	UI	2000000087	8/31/2012	89.76
70510000	AFUDC-Equity	UZ	2000000095	8/31/2012	(89.76)
70510000	AFUDC-Equity	UI	2000000094	8/31/2012	269.27
70510000	AFUDC-Equity	UZ	2000000095	8/31/2012	(269.27)
70510000	AFUDC-Equity	UI	2000000094	8/31/2012	269.27
70510000	AFUDC-Equity	UZ	2000000095	8/31/2012	(269.27)
71511000	M&J Revenues	DR	4000000733	8/31/2012	(2,734.29)
71511000	M&J Revenues	CF	9300000481	8/31/2012	2,734.29
71511000	M&J Revenues	CF	9300000481	8/31/2012	(2,734.29)
71511000	M&J Revenues	CF	9300000483	8/31/2012	2,734.29
71511000	M&J Revenues	CF	9300000483	8/31/2012	(2,734.29)
71521000	M&J Expenses	SV	100001015	8/31/2012	238.25
71521000	M&J Expenses	SA	100001029	8/31/2012	528.56
71521000	M&J Expenses	CF	9300000448	8/31/2012	(89.93)

Kentucky American Water Company  
Case No. 2012-00520  
Response to PSC DR1, Item 31

Account	Description	Doc Type	Document Number	Posting Date	Amount
71521000	M&J Expenses	CF	9300000448	8/31/2012	89.93
71521000	M&J Expenses	CF	9300000218	8/31/2012	(802.63)
71521000	M&J Expenses	CF	9300000218	8/31/2012	802.63
71521000	M&J Expenses	CF	9300000297	8/31/2012	43.24
71521000	M&J Expenses	CF	9300000297	8/31/2012	(43.24)
71521000	M&J Expenses	CF	9300000393	8/31/2012	(422.44)
71521000	M&J Expenses	CF	9300000393	8/31/2012	422.44
71521000	M&J Expenses	CS	9300000289	8/31/2012	802.63
71521000	M&J Expenses	CS	9300000289	8/31/2012	(802.63)
71521000	M&J Expenses	CS	9300000414	8/31/2012	422.44
71521000	M&J Expenses	CS	9300000414	8/31/2012	(422.44)
71521000	M&J Expenses	CS	9300000449	8/31/2012	89.93
71521000	M&J Expenses	CS	9300000449	8/31/2012	(89.93)
71521000	M&J Expenses	CS	9300001207	8/31/2012	528.56
71521000	M&J Expenses	CS	9300001207	8/31/2012	(528.56)
71521500	M&J Expenses I/C	SA	100001029	8/31/2012	406.32
71521500	M&J Expenses I/C	SA	100001029	8/31/2012	(746.99)
71521500	M&J Expenses I/C	SA	100001029	8/31/2012	(187.89)
72801100	Adv Rcpt Non-Srv Clr	UZ	2000000051	8/31/2012	29,182.00
72801100	Adv Rcpt Non-Srv Clr	UZ	2000000051	8/31/2012	20,447.00
72801100	Adv Rcpt Non-Srv Clr	UZ	2000000096	8/31/2012	20,447.00
72801100	Adv Rcpt Non-Srv Clr	UZ	2000000120	8/31/2012	(20,447.00)
72802100	CIAC Rcpt Non-SrvClr	UZ	2000000051	8/31/2012	29,182.00
72802100	CIAC Rcpt Non-SrvClr	UZ	2000000051	8/31/2012	26,528.00
72802100	CIAC Rcpt Non-SrvClr	UZ	2000000051	8/31/2012	54,705.00
72802100	CIAC Rcpt Non-SrvClr	UZ	2000000051	8/31/2012	16,896.00
72803000	Salvg/Scrap Rcpt Clr	SA	100000889	8/31/2012	(5,400.00)
72803000	Salvg/Scrap Rcpt Clr	UZ	2000000059	8/31/2012	5,400.00
75510000	Amort UPAA	SA	100000835	8/31/2012	(35.38)
75840000	Lobbying Expenses	CF	9300000475	8/31/2012	(5,558.40)
75840000	Lobbying Expenses	CF	9300000475	8/31/2012	5,558.40
75840000	Lobbying Expenses	SR	9600000026	8/31/2012	469.72
81010000	Interest LTD	CF	9300000297	8/31/2012	449,584.59
81010000	Interest LTD	CF	9300000297	8/31/2012	(449,584.59)
81010000	Interest LTD	UT	9300000394	8/31/2012	10,875.79
81010000	Interest LTD	UT	9300001209	8/31/2012	(21,751.58)
81010000	Interest LTD	SR	9600000027	8/31/2012	10,875.79
81010000	Interest LTD	SR	9600000027	8/31/2012	(10,875.79)
81010000	Interest LTD	SA	9700000000	8/31/2012	319,172.09
81010000	Interest LTD	SA	100001034	8/31/2012	10,875.79
81010000	Interest LTD	SA	100001034	8/31/2012	(10,875.79)
81010000	Interest LTD	SA	100001034	8/31/2012	10,875.79
81010000	Interest LTD	SA	100001034	8/31/2012	(10,875.79)
81015000	Interest LTD Interco	SA	9700000000	8/31/2012	3,314,785.35
81020000	Div Decl P/S w/ MRR	CF	9300000297	8/31/2012	63,525.00
81020000	Div Decl P/S w/ MRR	CF	9300000297	8/31/2012	(63,525.00)
81815000	Interest Income I/C	TI	3000001175	8/31/2012	3,241.92
82010000	Amort Debt Disc&Exp	SA	9700000000	8/31/2012	665.24
82015000	Amort Dbt Dsc&Ex I/C	SA	9700000000	8/31/2012	5,071.70
82015000	Amort Dbt Dsc&Ex I/C	SA	100001018	8/31/2012	77.75
82020000	Amort P/S Exp w/ MRR	SR	9600000035	8/31/2012	64.24
85000000	AFUDC Debt	UI	2000000087	8/31/2012	(11,521.34)
85000000	AFUDC Debt	UI	2000000087	8/31/2012	(1,232.20)
85000000	AFUDC Debt	UI	2000000094	8/31/2012	40.61
85000000	AFUDC Debt	UI	2000000094	8/31/2012	(15,915.98)
85000000	AFUDC Debt	UI	2000000094	8/31/2012	(74.80)
85000000	AFUDC Debt	UZ	2000000095	8/31/2012	(2,860.30)
85000000	AFUDC Debt	UI	2000000094	8/31/2012	2,860.30
85000000	AFUDC Debt	UZ	2000000095	8/31/2012	(3,648.34)
85000000	AFUDC Debt	UI	2000000094	8/31/2012	3,648.34
85000000	AFUDC Debt	UZ	2000000095	8/31/2012	(1,580.16)
85000000	AFUDC Debt	UI	2000000094	8/31/2012	1,580.16
85000000	AFUDC Debt	UZ	2000000095	8/31/2012	(101.36)
85000000	AFUDC Debt	UI	2000000094	8/31/2012	101.36
85000000	AFUDC Debt	UZ	2000000095	8/31/2012	(1,238.29)
85000000	AFUDC Debt	UI	2000000094	8/31/2012	1,238.29
85000000	AFUDC Debt	UZ	2000000095	8/31/2012	(1,224.26)
85000000	AFUDC Debt	UI	2000000094	8/31/2012	1,224.26
85000000	AFUDC Debt	UI	2000000094	8/31/2012	28.13
85000000	AFUDC Debt	UZ	2000000095	8/31/2012	(28.13)
85000000	AFUDC Debt	UI	2000000094	8/31/2012	168.82
85000000	AFUDC Debt	UZ	2000000095	8/31/2012	(168.82)
85000000	AFUDC Debt	UI	2000000094	8/31/2012	13.87
85000000	AFUDC Debt	UZ	2000000095	8/31/2012	(13.87)
85000000	AFUDC Debt	UI	2000000087	8/31/2012	4.49
85000000	AFUDC Debt	UZ	2000000095	8/31/2012	(4.49)
85000000	AFUDC Debt	UI	2000000087	8/31/2012	2.25



Kentucky American Water Company  
Case No. 2012-00520  
Response to PSC DR1, Item 31

Account	Description	Doc Type	Document Number	Posting Date	Amount
85000000	AFUDC Debt	UZ	2000000095	8/31/2012	(2.25)
85000000	AFUDC Debt	UI	2000000087	8/31/2012	2.25
85000000	AFUDC Debt	UZ	2000000095	8/31/2012	(2.25)
85000000	AFUDC Debt	UI	2000000087	8/31/2012	15.03
85000000	AFUDC Debt	UZ	2000000095	8/31/2012	(15.03)
85000000	AFUDC Debt	UI	2000000094	8/31/2012	(39.60)
85000000	AFUDC Debt	UZ	2000000095	8/31/2012	39.60
85000000	AFUDC Debt	UI	2000000094	8/31/2012	11.61
85000000	AFUDC Debt	UZ	2000000095	8/31/2012	(11.61)
85000000	AFUDC Debt	UI	2000000087	8/31/2012	1.28
85000000	AFUDC Debt	UZ	2000000095	8/31/2012	(1.28)
85000000	AFUDC Debt	UI	2000000094	8/31/2012	(1.01)
85000000	AFUDC Debt	UZ	2000000095	8/31/2012	1.01
85000000	AFUDC Debt	UI	2000000094	8/31/2012	0.30
85000000	AFUDC Debt	UZ	2000000095	8/31/2012	(0.30)
85000000	AFUDC Debt	UI	2000000087	8/31/2012	553.98
85000000	AFUDC Debt	UZ	2000000095	8/31/2012	(553.98)
85000000	AFUDC Debt	UI	2000000094	8/31/2012	33.22
85000000	AFUDC Debt	UZ	2000000095	8/31/2012	(33.22)
85000000	AFUDC Debt	UI	2000000094	8/31/2012	203.16
85000000	AFUDC Debt	UZ	2000000095	8/31/2012	(203.16)
85000000	AFUDC Debt	UI	2000000094	8/31/2012	1.08
85000000	AFUDC Debt	UZ	2000000095	8/31/2012	(1.08)
85000000	AFUDC Debt	UI	2000000094	8/31/2012	59.64
85000000	AFUDC Debt	UZ	2000000095	8/31/2012	(59.64)
85000000	AFUDC Debt	UI	2000000087	8/31/2012	32.25
85000000	AFUDC Debt	UZ	2000000095	8/31/2012	(32.25)
85000000	AFUDC Debt	UI	2000000087	8/31/2012	3.96
85000000	AFUDC Debt	UZ	2000000095	8/31/2012	(3.96)
85000000	AFUDC Debt	UZ	2000000088	8/31/2012	(795.73)
85000000	AFUDC Debt	UI	2000000094	8/31/2012	795.73
85000000	AFUDC Debt	UI	2000000094	8/31/2012	8.86
85000000	AFUDC Debt	UZ	2000000095	8/31/2012	(8.86)
85000000	AFUDC Debt	UI	2000000087	8/31/2012	152.98
85000000	AFUDC Debt	UZ	2000000095	8/31/2012	(152.98)
85000000	AFUDC Debt	UI	2000000094	8/31/2012	7.28
85000000	AFUDC Debt	UZ	2000000095	8/31/2012	(7.28)
85000000	AFUDC Debt	UI	2000000094	8/31/2012	0.66
85000000	AFUDC Debt	UZ	2000000095	8/31/2012	(0.66)
85000000	AFUDC Debt	UI	2000000094	8/31/2012	74.80
85000000	AFUDC Debt	UZ	2000000095	8/31/2012	(74.80)
85000000	AFUDC Debt	UI	2000000094	8/31/2012	756.75
85000000	AFUDC Debt	UZ	2000000095	8/31/2012	(756.75)
85000000	AFUDC Debt	UI	2000000094	8/31/2012	741.03
85000000	AFUDC Debt	UZ	2000000095	8/31/2012	(741.03)
85000000	AFUDC Debt	UI	2000000087	8/31/2012	1.79
85000000	AFUDC Debt	UZ	2000000095	8/31/2012	(1.79)
85000000	AFUDC Debt	UI	2000000087	8/31/2012	5.22
85000000	AFUDC Debt	UZ	2000000095	8/31/2012	(5.22)
85000000	AFUDC Debt	UI	2000000087	8/31/2012	7.69
85000000	AFUDC Debt	UZ	2000000095	8/31/2012	(7.69)
85000000	AFUDC Debt	UI	2000000087	8/31/2012	29.97
85000000	AFUDC Debt	UZ	2000000095	8/31/2012	(29.97)
85000000	AFUDC Debt	UI	2000000087	8/31/2012	29.98
85000000	AFUDC Debt	UZ	2000000088	8/31/2012	(29.98)
85000000	AFUDC Debt	UZ	2000000088	8/31/2012	(29.97)
85000000	AFUDC Debt	UI	2000000094	8/31/2012	29.97
85000000	AFUDC Debt	UI	2000000087	8/31/2012	8.53
85000000	AFUDC Debt	UZ	2000000095	8/31/2012	(8.53)
85000000	AFUDC Debt	UI	2000000094	8/31/2012	8.53
85000000	AFUDC Debt	UZ	2000000095	8/31/2012	(8.53)
85000000	AFUDC Debt	UI	2000000094	8/31/2012	62.93
85000000	AFUDC Debt	UZ	2000000095	8/31/2012	(62.93)
85000000	AFUDC Debt	UI	2000000087	8/31/2012	714.62
85000000	AFUDC Debt	UZ	2000000095	8/31/2012	(714.62)
85000000	AFUDC Debt	UI	2000000094	8/31/2012	25.70
85000000	AFUDC Debt	UZ	2000000095	8/31/2012	(25.70)
85000000	AFUDC Debt	UI	2000000094	8/31/2012	26.25
85000000	AFUDC Debt	UZ	2000000095	8/31/2012	(26.25)
85000000	AFUDC Debt	UI	2000000094	8/31/2012	22.67
85000000	AFUDC Debt	UZ	2000000095	8/31/2012	(22.67)
85000000	AFUDC Debt	UI	2000000094	8/31/2012	71.03
85000000	AFUDC Debt	UZ	2000000095	8/31/2012	(71.03)
85000000	AFUDC Debt	UI	2000000094	8/31/2012	69.55
85000000	AFUDC Debt	UZ	2000000095	8/31/2012	(69.55)

Kentucky American Water Company  
Case No. 2012-00520  
Response to PSC DR1, Item 31

Account	Description	Doc Type	Document Number	Posting Date	Amount
85000000	AFUDC Debt	UI	2000000094	8/31/2012	112.74
85000000	AFUDC Debt	UZ	2000000095	8/31/2012	(112.74)
85000000	AFUDC Debt	UI	2000000094	8/31/2012	158.19
85000000	AFUDC Debt	UZ	2000000095	8/31/2012	(158.19)
85000000	AFUDC Debt	UI	2000000094	8/31/2012	79.05
85000000	AFUDC Debt	UZ	2000000095	8/31/2012	(79.05)
85000000	AFUDC Debt	UI	2000000094	8/31/2012	100.84
85000000	AFUDC Debt	UZ	2000000095	8/31/2012	(100.84)
85000000	AFUDC Debt	UI	2000000094	8/31/2012	17.02
85000000	AFUDC Debt	UZ	2000000095	8/31/2012	(17.02)
85000000	AFUDC Debt	UI	2000000094	8/31/2012	52.88
85000000	AFUDC Debt	UZ	2000000095	8/31/2012	(52.88)
85000000	AFUDC Debt	UI	2000000094	8/31/2012	3.88
85000000	AFUDC Debt	UZ	2000000095	8/31/2012	(3.88)
85000000	AFUDC Debt	UI	2000000094	8/31/2012	34.11
85000000	AFUDC Debt	UZ	2000000095	8/31/2012	(34.11)
85000000	AFUDC Debt	UI	2000000094	8/31/2012	1,867.27
85000000	AFUDC Debt	UZ	2000000095	8/31/2012	(1,867.27)
85000000	AFUDC Debt	UI	2000000094	8/31/2012	2,321.32
85000000	AFUDC Debt	UZ	2000000095	8/31/2012	(2,321.32)
85000000	AFUDC Debt	UZ	2000000088	8/31/2012	(16.92)
85000000	AFUDC Debt	UI	2000000094	8/31/2012	16.92
85000000	AFUDC Debt	UI	2000000094	8/31/2012	59.20
85000000	AFUDC Debt	UZ	2000000095	8/31/2012	(59.20)
85000000	AFUDC Debt	UI	2000000087	8/31/2012	5.19
85000000	AFUDC Debt	UZ	2000000095	8/31/2012	(5.19)
85000000	AFUDC Debt	UI	2000000094	8/31/2012	3.99
85000000	AFUDC Debt	UZ	2000000095	8/31/2012	(3.99)
85000000	AFUDC Debt	UI	2000000094	8/31/2012	7.39
85000000	AFUDC Debt	UZ	2000000095	8/31/2012	(7.39)
85000000	AFUDC Debt	UI	2000000087	8/31/2012	119.41
85000000	AFUDC Debt	UZ	2000000095	8/31/2012	(119.41)
85000000	AFUDC Debt	UI	2000000094	8/31/2012	144.14
85000000	AFUDC Debt	UZ	2000000095	8/31/2012	(144.14)
85000000	AFUDC Debt	UI	2000000087	8/31/2012	182.22
85000000	AFUDC Debt	UZ	2000000095	8/31/2012	(182.22)
85000000	AFUDC Debt	UI	2000000087	8/31/2012	484.07
85000000	AFUDC Debt	UZ	2000000088	8/31/2012	(484.07)
85000000	AFUDC Debt	UI	2000000087	8/31/2012	9.66
85000000	AFUDC Debt	UZ	2000000095	8/31/2012	(9.66)
85000000	AFUDC Debt	UI	2000000094	8/31/2012	7.21
85000000	AFUDC Debt	UZ	2000000095	8/31/2012	(7.21)
85000000	AFUDC Debt	UI	2000000094	8/31/2012	15.18
85000000	AFUDC Debt	UZ	2000000095	8/31/2012	(15.18)
85000000	AFUDC Debt	UI	2000000094	8/31/2012	1,221.21
85000000	AFUDC Debt	UZ	2000000095	8/31/2012	(1,221.21)
85000000	AFUDC Debt	UI	2000000094	8/31/2012	199.77
85000000	AFUDC Debt	UZ	2000000095	8/31/2012	(199.77)
85000000	AFUDC Debt	UI	2000000094	8/31/2012	2.52
85000000	AFUDC Debt	UZ	2000000095	8/31/2012	(2.52)
85000000	AFUDC Debt	UZ	2000000088	8/31/2012	(67.05)
85000000	AFUDC Debt	UI	2000000094	8/31/2012	67.05
85000000	AFUDC Debt	UI	2000000094	8/31/2012	15.38
85000000	AFUDC Debt	UZ	2000000095	8/31/2012	(15.38)
85000000	AFUDC Debt	UZ	2000000088	8/31/2012	(2.34)
85000000	AFUDC Debt	UI	2000000094	8/31/2012	2.34
85000000	AFUDC Debt	UI	2000000087	8/31/2012	2.77
85000000	AFUDC Debt	UZ	2000000095	8/31/2012	(2.77)
85000000	AFUDC Debt	UI	2000000094	8/31/2012	8.50
85000000	AFUDC Debt	UZ	2000000095	8/31/2012	(8.50)
85000000	AFUDC Debt	UI	2000000094	8/31/2012	7.09
85000000	AFUDC Debt	UZ	2000000095	8/31/2012	(7.09)
85000000	AFUDC Debt	UZ	2000000088	8/31/2012	(7.48)
85000000	AFUDC Debt	UI	2000000094	8/31/2012	7.48
85000000	AFUDC Debt	UI	2000000094	8/31/2012	9.55
85000000	AFUDC Debt	UZ	2000000095	8/31/2012	(9.55)
85000000	AFUDC Debt	UI	2000000087	8/31/2012	13.42
85000000	AFUDC Debt	UZ	2000000095	8/31/2012	(13.42)
85000000	AFUDC Debt	UI	2000000087	8/31/2012	0.26
85000000	AFUDC Debt	UZ	2000000088	8/31/2012	(0.26)
85000000	AFUDC Debt	UI	2000000087	8/31/2012	23.09
85000000	AFUDC Debt	UZ	2000000095	8/31/2012	(23.09)
85000000	AFUDC Debt	UI	2000000094	8/31/2012	370.90
85000000	AFUDC Debt	UZ	2000000095	8/31/2012	(370.90)
85000000	AFUDC Debt	UI	2000000087	8/31/2012	2.66
85000000	AFUDC Debt	UZ	2000000095	8/31/2012	(2.66)
85000000	AFUDC Debt	UI	2000000094	8/31/2012	1.32

Kentucky American Water Company  
Case No. 2012-00520  
Response to PSC DR1, Item 31

Account	Description	Doc Type	Document Number	Posting Date	Amount
85000000	AFUDC Debt	UZ	2000000095	8/31/2012	(1.32)
85000000	AFUDC Debt	UI	2000000087	8/31/2012	0.01
85000000	AFUDC Debt	UZ	2000000095	8/31/2012	(0.01)
85000000	AFUDC Debt	UZ	2000000088	8/31/2012	(9.46)
85000000	AFUDC Debt	UI	2000000094	8/31/2012	9.46
85000000	AFUDC Debt	UZ	2000000088	8/31/2012	(11.55)
85000000	AFUDC Debt	UI	2000000094	8/31/2012	11.55
85000000	AFUDC Debt	UI	2000000094	8/31/2012	14.04
85000000	AFUDC Debt	UZ	2000000095	8/31/2012	(14.04)
85000000	AFUDC Debt	UI	2000000094	8/31/2012	2.01
85000000	AFUDC Debt	UZ	2000000095	8/31/2012	(2.01)
85000000	AFUDC Debt	UI	2000000094	8/31/2012	7.73
85000000	AFUDC Debt	UZ	2000000095	8/31/2012	(7.73)
85000000	AFUDC Debt	UI	2000000094	8/31/2012	5.55
85000000	AFUDC Debt	UZ	2000000095	8/31/2012	(5.55)
85000000	AFUDC Debt	UZ	2000000088	8/31/2012	(0.04)
85000000	AFUDC Debt	UI	2000000094	8/31/2012	0.04
85000000	AFUDC Debt	UI	2000000094	8/31/2012	1.33
85000000	AFUDC Debt	UZ	2000000095	8/31/2012	(1.33)
85000000	AFUDC Debt	UI	2000000094	8/31/2012	11.82
85000000	AFUDC Debt	UZ	2000000095	8/31/2012	(11.82)
85000000	AFUDC Debt	UI	2000000094	8/31/2012	2.58
85000000	AFUDC Debt	UZ	2000000095	8/31/2012	(2.58)
85000000	AFUDC Debt	UI	2000000094	8/31/2012	18.30
85000000	AFUDC Debt	UZ	2000000095	8/31/2012	(18.30)
85000000	AFUDC Debt	UI	2000000094	8/31/2012	19.67
85000000	AFUDC Debt	UZ	2000000095	8/31/2012	(19.67)
85000000	AFUDC Debt	UI	2000000094	8/31/2012	12.11
85000000	AFUDC Debt	UZ	2000000095	8/31/2012	(12.11)
85000000	AFUDC Debt	UI	2000000094	8/31/2012	6.36
85000000	AFUDC Debt	UZ	2000000095	8/31/2012	(6.36)
85000000	AFUDC Debt	UI	2000000094	8/31/2012	14.49
85000000	AFUDC Debt	UZ	2000000095	8/31/2012	(14.49)
85000000	AFUDC Debt	UI	2000000094	8/31/2012	15.01
85000000	AFUDC Debt	UZ	2000000095	8/31/2012	(15.01)
85000000	AFUDC Debt	UI	2000000094	8/31/2012	14.97
85000000	AFUDC Debt	UZ	2000000095	8/31/2012	(14.97)
85000000	AFUDC Debt	UZ	2000000088	8/31/2012	(99.35)
85000000	AFUDC Debt	UI	2000000094	8/31/2012	99.35
85000000	AFUDC Debt	UI	2000000094	8/31/2012	48.26
85000000	AFUDC Debt	UZ	2000000095	8/31/2012	(48.26)
85000000	AFUDC Debt	UI	2000000094	8/31/2012	80.11
85000000	AFUDC Debt	UZ	2000000095	8/31/2012	(80.11)
85000000	AFUDC Debt	UZ	2000000088	8/31/2012	(18.98)
85000000	AFUDC Debt	UI	2000000094	8/31/2012	18.98
85000000	AFUDC Debt	UZ	2000000088	8/31/2012	(28.82)
85000000	AFUDC Debt	UI	2000000094	8/31/2012	28.82
85000000	AFUDC Debt	UI	2000000094	8/31/2012	27.42
85000000	AFUDC Debt	UZ	2000000095	8/31/2012	(27.42)
85000000	AFUDC Debt	UI	2000000094	8/31/2012	22.74
85000000	AFUDC Debt	UZ	2000000095	8/31/2012	(22.74)
85000000	AFUDC Debt	UI	2000000087	8/31/2012	25.61
85000000	AFUDC Debt	UZ	2000000095	8/31/2012	(25.61)
85000000	AFUDC Debt	UI	2000000094	8/31/2012	24.38
85000000	AFUDC Debt	UZ	2000000095	8/31/2012	(24.38)
85000000	AFUDC Debt	UI	2000000094	8/31/2012	16.88
85000000	AFUDC Debt	UZ	2000000095	8/31/2012	(16.88)
85000000	AFUDC Debt	UI	2000000087	8/31/2012	15.44
85000000	AFUDC Debt	UZ	2000000095	8/31/2012	(15.44)
85000000	AFUDC Debt	UZ	2000000088	8/31/2012	(16.57)
85000000	AFUDC Debt	UI	2000000094	8/31/2012	16.57
85000000	AFUDC Debt	UI	2000000094	8/31/2012	91.54
85000000	AFUDC Debt	UZ	2000000095	8/31/2012	(91.54)
85000000	AFUDC Debt	UI	2000000094	8/31/2012	89.70
85000000	AFUDC Debt	UZ	2000000095	8/31/2012	(89.70)
85000000	AFUDC Debt	UI	2000000094	8/31/2012	90.07
85000000	AFUDC Debt	UZ	2000000095	8/31/2012	(90.07)
85000000	AFUDC Debt	UI	2000000094	8/31/2012	0.01
85000000	AFUDC Debt	UZ	2000000095	8/31/2012	(0.01)
85000000	AFUDC Debt	UI	2000000094	8/31/2012	2.48
85000000	AFUDC Debt	UZ	2000000095	8/31/2012	(2.48)
85000000	AFUDC Debt	UI	2000000094	8/31/2012	6.50
85000000	AFUDC Debt	UZ	2000000095	8/31/2012	(6.50)
85000000	AFUDC Debt	UI	2000000094	8/31/2012	224.67
85000000	AFUDC Debt	UZ	2000000095	8/31/2012	(224.67)
85000000	AFUDC Debt	UI	2000000094	8/31/2012	245.04
85000000	AFUDC Debt	UZ	2000000095	8/31/2012	(245.04)

Kentucky American Water Company  
Case No. 2012-00520  
Response to PSC DR1, Item 31

Account	Description	Doc Type	Document Number	Posting Date	Amount
85000000	AFUDC Debt	UZ	2000000088	8/31/2012	(92.01)
85000000	AFUDC Debt	UI	2000000094	8/31/2012	92.01
85000000	AFUDC Debt	UI	2000000094	8/31/2012	16.98
85000000	AFUDC Debt	UZ	2000000095	8/31/2012	(16.98)
85000000	AFUDC Debt	UI	2000000087	8/31/2012	17.24
85000000	AFUDC Debt	UZ	2000000095	8/31/2012	(17.24)
85000000	AFUDC Debt	UI	2000000094	8/31/2012	112.95
85000000	AFUDC Debt	UZ	2000000095	8/31/2012	(112.95)
85000000	AFUDC Debt	UI	2000000094	8/31/2012	18.81
85000000	AFUDC Debt	UZ	2000000095	8/31/2012	(18.81)
85000000	AFUDC Debt	UI	2000000094	8/31/2012	171.90
85000000	AFUDC Debt	UZ	2000000095	8/31/2012	(171.90)
85000000	AFUDC Debt	UI	2000000094	8/31/2012	2.42
85000000	AFUDC Debt	UZ	2000000095	8/31/2012	(2.42)
85000000	AFUDC Debt	UI	2000000094	8/31/2012	29.43
85000000	AFUDC Debt	UZ	2000000095	8/31/2012	(29.43)
85000000	AFUDC Debt	UI	2000000094	8/31/2012	49.48
85000000	AFUDC Debt	UZ	2000000095	8/31/2012	(49.48)
85000000	AFUDC Debt	UI	2000000094	8/31/2012	52.07
85000000	AFUDC Debt	UZ	2000000095	8/31/2012	(52.07)
85000000	AFUDC Debt	UI	2000000087	8/31/2012	176.79
85000000	AFUDC Debt	UZ	2000000095	8/31/2012	(176.79)
85000000	AFUDC Debt	UZ	2000000088	8/31/2012	(133.97)
85000000	AFUDC Debt	UI	2000000094	8/31/2012	133.97
85000000	AFUDC Debt	UI	2000000094	8/31/2012	69.82
85000000	AFUDC Debt	UZ	2000000095	8/31/2012	(69.82)
85000000	AFUDC Debt	UI	2000000094	8/31/2012	0.16
85000000	AFUDC Debt	UZ	2000000095	8/31/2012	(0.16)
85000000	AFUDC Debt	UI	2000000094	8/31/2012	78.96
85000000	AFUDC Debt	UZ	2000000095	8/31/2012	(78.96)
85000000	AFUDC Debt	UI	2000000094	8/31/2012	0.16
85000000	AFUDC Debt	UZ	2000000095	8/31/2012	(0.16)
85000000	AFUDC Debt	UI	2000000094	8/31/2012	97.26
85000000	AFUDC Debt	UZ	2000000095	8/31/2012	(97.26)
85000000	AFUDC Debt	UI	2000000087	8/31/2012	0.02
85000000	AFUDC Debt	UZ	2000000095	8/31/2012	(0.02)
85000000	AFUDC Debt	UI	2000000094	8/31/2012	50.31
85000000	AFUDC Debt	UZ	2000000095	8/31/2012	(50.31)
85000000	AFUDC Debt	UZ	2000000088	8/31/2012	(0.08)
85000000	AFUDC Debt	UI	2000000094	8/31/2012	0.08
85000000	AFUDC Debt	UI	2000000094	8/31/2012	53.60
85000000	AFUDC Debt	UZ	2000000095	8/31/2012	(53.60)
85000000	AFUDC Debt	UI	2000000087	8/31/2012	0.39
85000000	AFUDC Debt	UZ	2000000095	8/31/2012	(0.39)
85000000	AFUDC Debt	UI	2000000094	8/31/2012	48.98
85000000	AFUDC Debt	UZ	2000000095	8/31/2012	(48.98)
85000000	AFUDC Debt	UI	2000000094	8/31/2012	0.45
85000000	AFUDC Debt	UZ	2000000095	8/31/2012	(0.45)
85000000	AFUDC Debt	UI	2000000094	8/31/2012	351.30
85000000	AFUDC Debt	UZ	2000000095	8/31/2012	(351.30)
85000000	AFUDC Debt	UI	2000000087	8/31/2012	217.21
85000000	AFUDC Debt	UZ	2000000095	8/31/2012	(217.21)
85000000	AFUDC Debt	UZ	2000000088	8/31/2012	(34.99)
85000000	AFUDC Debt	UI	2000000094	8/31/2012	34.99
85000000	AFUDC Debt	UI	2000000094	8/31/2012	34.99
85000000	AFUDC Debt	UZ	2000000095	8/31/2012	(34.99)
85000000	AFUDC Debt	UI	2000000094	8/31/2012	292.12
85000000	AFUDC Debt	UZ	2000000095	8/31/2012	(292.12)
85000000	AFUDC Debt	UI	2000000094	8/31/2012	0.11
85000000	AFUDC Debt	UZ	2000000095	8/31/2012	(0.11)
85000000	AFUDC Debt	UI	2000000087	8/31/2012	249.57
85000000	AFUDC Debt	UZ	2000000095	8/31/2012	(249.57)
85000000	AFUDC Debt	UI	2000000094	8/31/2012	49.90
85000000	AFUDC Debt	UZ	2000000095	8/31/2012	(49.90)
85000000	AFUDC Debt	UZ	2000000088	8/31/2012	(0.95)
85000000	AFUDC Debt	UI	2000000094	8/31/2012	0.95
85000000	AFUDC Debt	UI	2000000094	8/31/2012	0.98
85000000	AFUDC Debt	UZ	2000000095	8/31/2012	(0.98)
85000000	AFUDC Debt	UI	2000000087	8/31/2012	1.00
85000000	AFUDC Debt	UZ	2000000088	8/31/2012	(1.00)
85000000	AFUDC Debt	UI	2000000087	8/31/2012	5.18
85000000	AFUDC Debt	UZ	2000000095	8/31/2012	(5.18)
85000000	AFUDC Debt	UI	2000000094	8/31/2012	5.18
85000000	AFUDC Debt	UZ	2000000095	8/31/2012	(5.18)
85000000	AFUDC Debt	UI	2000000087	8/31/2012	5.18
85000000	AFUDC Debt	UZ	2000000095	8/31/2012	(5.18)
85000000	AFUDC Debt	UI	2000000094	8/31/2012	0.93

Kentucky American Water Company  
Case No. 2012-00520  
Response to PSC DR1, Item 31

Account	Description	Doc Type	Document Number	Posting Date	Amount
85000000	AFUDC Debt	UZ	2000000095	8/31/2012	(0.93)
85000000	AFUDC Debt	UZ	2000000088	8/31/2012	(8.61)
85000000	AFUDC Debt	UI	2000000094	8/31/2012	8.61
85000000	AFUDC Debt	UI	2000000094	8/31/2012	0.04
85000000	AFUDC Debt	UZ	2000000095	8/31/2012	(0.04)
85000000	AFUDC Debt	UI	2000000094	8/31/2012	1.37
85000000	AFUDC Debt	UZ	2000000095	8/31/2012	(1.37)
85000000	AFUDC Debt	UI	2000000094	8/31/2012	0.33
85000000	AFUDC Debt	UZ	2000000095	8/31/2012	(0.33)
85000000	AFUDC Debt	UZ	2000000088	8/31/2012	(16.35)
85000000	AFUDC Debt	UI	2000000094	8/31/2012	16.35
85000000	AFUDC Debt	UI	2000000087	8/31/2012	2.94
85000000	AFUDC Debt	UZ	2000000088	8/31/2012	(2.94)
85000000	AFUDC Debt	UI	2000000094	8/31/2012	2.94
85000000	AFUDC Debt	UZ	2000000095	8/31/2012	(2.94)
85000000	AFUDC Debt	UI	2000000094	8/31/2012	16.34
85000000	AFUDC Debt	UZ	2000000095	8/31/2012	(16.34)
85000000	AFUDC Debt	UI	2000000094	8/31/2012	9.16
85000000	AFUDC Debt	UZ	2000000095	8/31/2012	(9.16)
85000000	AFUDC Debt	UZ	2000000088	8/31/2012	(9.16)
85000000	AFUDC Debt	UI	2000000094	8/31/2012	9.16
85000000	AFUDC Debt	UI	2000000087	8/31/2012	9.16
85000000	AFUDC Debt	UZ	2000000095	8/31/2012	(9.16)
85000000	AFUDC Debt	UI	2000000094	8/31/2012	27.47
85000000	AFUDC Debt	UZ	2000000095	8/31/2012	(27.47)
85000000	AFUDC Debt	UI	2000000094	8/31/2012	27.47
85000000	AFUDC Debt	UZ	2000000095	8/31/2012	(27.47)
85000000	AFUDC Debt	UI	2000000094	8/31/2012	4.38
85000000	AFUDC Debt	UZ	2000000095	8/31/2012	(4.38)
85000000	AFUDC Debt	UI	2000000094	8/31/2012	4.38
85000000	AFUDC Debt	UZ	2000000095	8/31/2012	(4.38)
85000000	AFUDC Debt	UI	2000000094	8/31/2012	4.38
85000000	AFUDC Debt	UZ	2000000095	8/31/2012	(4.38)
85000000	AFUDC Debt	UI	2000000094	8/31/2012	13.11
85000000	AFUDC Debt	UZ	2000000095	8/31/2012	(13.11)
85000000	AFUDC Debt	UZ	2000000088	8/31/2012	(13.11)
85000000	AFUDC Debt	UI	2000000094	8/31/2012	13.11
85000000	AFUDC Debt	UI	2000000087	8/31/2012	2.51
85000000	AFUDC Debt	UZ	2000000088	8/31/2012	(2.51)
85000000	AFUDC Debt	UI	2000000094	8/31/2012	8.62
85000000	AFUDC Debt	UZ	2000000095	8/31/2012	(8.62)
85000000	AFUDC Debt	UZ	2000000088	8/31/2012	(7.55)
85000000	AFUDC Debt	UI	2000000094	8/31/2012	7.55
85000000	AFUDC Debt	UI	2000000087	8/31/2012	6.85
85000000	AFUDC Debt	UZ	2000000095	8/31/2012	(6.85)
85000000	AFUDC Debt	UI	2000000094	8/31/2012	6.85
85000000	AFUDC Debt	UZ	2000000095	8/31/2012	(6.85)
85000000	AFUDC Debt	UI	2000000094	8/31/2012	20.56
85000000	AFUDC Debt	UZ	2000000095	8/31/2012	(20.56)
85000000	AFUDC Debt	UI	2000000094	8/31/2012	20.56
85000000	AFUDC Debt	UZ	2000000095	8/31/2012	(20.56)
85000000	AFUDC Debt	UI	2000000094	8/31/2012	6.85
85000000	AFUDC Debt	UZ	2000000095	8/31/2012	(6.85)
85000000	AFUDC Debt	UI	2000000094	8/31/2012	0.47
85000000	AFUDC Debt	UZ	2000000095	8/31/2012	(0.47)
85000000	AFUDC Debt	UZ	2000000088	8/31/2012	(5.31)
85000000	AFUDC Debt	UI	2000000094	8/31/2012	5.31
85000000	AFUDC Debt	UI	2000000094	8/31/2012	0.77
85000000	AFUDC Debt	UZ	2000000095	8/31/2012	(0.77)
85000000	AFUDC Debt	UI	2000000087	8/31/2012	4.06
85000000	AFUDC Debt	UZ	2000000088	8/31/2012	(4.06)
85000000	AFUDC Debt	UI	2000000094	8/31/2012	0.58
85000000	AFUDC Debt	UZ	2000000095	8/31/2012	(0.58)
85000000	AFUDC Debt	UZ	2000000088	8/31/2012	(0.58)
85000000	AFUDC Debt	UI	2000000094	8/31/2012	0.58
85000000	AFUDC Debt	UI	2000000094	8/31/2012	0.59
85000000	AFUDC Debt	UZ	2000000095	8/31/2012	(0.59)
85000000	AFUDC Debt	UI	2000000094	8/31/2012	24.26
85000000	AFUDC Debt	UZ	2000000095	8/31/2012	(24.26)
85000000	AFUDC Debt	UI	2000000087	8/31/2012	32.49
85000000	AFUDC Debt	UZ	2000000095	8/31/2012	(32.49)
85000000	AFUDC Debt	UI	2000000094	8/31/2012	23.35
85000000	AFUDC Debt	UZ	2000000095	8/31/2012	(23.35)
85000000	AFUDC Debt	UI	2000000094	8/31/2012	0.62
85000000	AFUDC Debt	UZ	2000000095	8/31/2012	(0.62)
85000000	AFUDC Debt	UI	2000000094	8/31/2012	0.62
85000000	AFUDC Debt	UZ	2000000095	8/31/2012	(0.62)

Kentucky American Water Company  
Case No. 2012-00520  
Response to PSC DR1, Item 31

Account	Description	Doc Type	Document Number	Posting Date	Amount
85000000	AFUDC Debt	UZ	2000000088	8/31/2012	(0.25)
85000000	AFUDC Debt	UI	2000000094	8/31/2012	0.25
85000000	AFUDC Debt	UI	2000000094	8/31/2012	0.49
85000000	AFUDC Debt	UZ	2000000095	8/31/2012	(0.49)
85000000	AFUDC Debt	UI	2000000094	8/31/2012	0.39
85000000	AFUDC Debt	UZ	2000000095	8/31/2012	(0.39)
85000000	AFUDC Debt	UI	2000000094	8/31/2012	6.89
85000000	AFUDC Debt	UZ	2000000095	8/31/2012	(6.89)
85000000	AFUDC Debt	UI	2000000087	8/31/2012	7.42
85000000	AFUDC Debt	UZ	2000000095	8/31/2012	(7.42)
85000000	AFUDC Debt	UI	2000000094	8/31/2012	6.88
85000000	AFUDC Debt	UZ	2000000095	8/31/2012	(6.88)
85000000	AFUDC Debt	UI	2000000087	8/31/2012	5.31
85000000	AFUDC Debt	UZ	2000000095	8/31/2012	(5.31)
85000000	AFUDC Debt	UI	2000000094	8/31/2012	0.33
85000000	AFUDC Debt	UZ	2000000095	8/31/2012	(0.33)
85000000	AFUDC Debt	UI	2000000094	8/31/2012	0.26
85000000	AFUDC Debt	UZ	2000000095	8/31/2012	(0.26)
85000000	AFUDC Debt	UI	2000000094	8/31/2012	0.39
85000000	AFUDC Debt	UZ	2000000095	8/31/2012	(0.39)
85000000	AFUDC Debt	UI	2000000087	8/31/2012	7.62
85000000	AFUDC Debt	UZ	2000000095	8/31/2012	(7.62)
85000000	AFUDC Debt	UI	2000000094	8/31/2012	8.31
85000000	AFUDC Debt	UZ	2000000095	8/31/2012	(8.31)
85000000	AFUDC Debt	UI	2000000094	8/31/2012	1.66
85000000	AFUDC Debt	UZ	2000000095	8/31/2012	(1.66)
85000000	AFUDC Debt	UI	2000000094	8/31/2012	2.35
85000000	AFUDC Debt	UZ	2000000095	8/31/2012	(2.35)
85000000	AFUDC Debt	UZ	2000000088	8/31/2012	(2.69)
85000000	AFUDC Debt	UI	2000000094	8/31/2012	2.69
85000000	AFUDC Debt	UI	2000000087	8/31/2012	2.54
85000000	AFUDC Debt	UZ	2000000095	8/31/2012	(2.54)
85000000	AFUDC Debt	UI	2000000087	8/31/2012	4.75
85000000	AFUDC Debt	UZ	2000000095	8/31/2012	(4.75)
85000000	AFUDC Debt	UI	2000000094	8/31/2012	4.70
85000000	AFUDC Debt	UZ	2000000095	8/31/2012	(4.70)
85000000	AFUDC Debt	UI	2000000094	8/31/2012	5.29
85000000	AFUDC Debt	UZ	2000000095	8/31/2012	(5.29)
85000000	AFUDC Debt	UI	2000000094	8/31/2012	0.93
85000000	AFUDC Debt	UZ	2000000095	8/31/2012	(0.93)
85000000	AFUDC Debt	UI	2000000094	8/31/2012	0.21
85000000	AFUDC Debt	UZ	2000000095	8/31/2012	(0.21)
85000000	AFUDC Debt	UI	2000000094	8/31/2012	3.01
85000000	AFUDC Debt	UZ	2000000095	8/31/2012	(3.01)
85000000	AFUDC Debt	UI	2000000094	8/31/2012	2.72
85000000	AFUDC Debt	UZ	2000000095	8/31/2012	(2.72)
85000000	AFUDC Debt	UI	2000000094	8/31/2012	3.09
85000000	AFUDC Debt	UZ	2000000095	8/31/2012	(3.09)
85000000	AFUDC Debt	UI	2000000094	8/31/2012	119.29
85000000	AFUDC Debt	UZ	2000000095	8/31/2012	(119.29)
85000000	AFUDC Debt	UZ	2000000088	8/31/2012	(87.65)
85000000	AFUDC Debt	UI	2000000094	8/31/2012	87.65
85000000	AFUDC Debt	UI	2000000094	8/31/2012	112.49
85000000	AFUDC Debt	UZ	2000000095	8/31/2012	(112.49)
85000000	AFUDC Debt	UI	2000000087	8/31/2012	144.59
85000000	AFUDC Debt	UZ	2000000095	8/31/2012	(144.59)
85000000	AFUDC Debt	UI	2000000087	8/31/2012	154.05
85000000	AFUDC Debt	UZ	2000000095	8/31/2012	(154.05)
85000000	AFUDC Debt	UI	2000000094	8/31/2012	5.80
85000000	AFUDC Debt	UZ	2000000095	8/31/2012	(5.80)
85000000	AFUDC Debt	UI	2000000094	8/31/2012	5.85
85000000	AFUDC Debt	UZ	2000000095	8/31/2012	(5.85)
85000000	AFUDC Debt	UI	2000000094	8/31/2012	68.85
85000000	AFUDC Debt	UZ	2000000095	8/31/2012	(68.85)
85000000	AFUDC Debt	UI	2000000094	8/31/2012	68.85
85000000	AFUDC Debt	UZ	2000000095	8/31/2012	(68.85)
85000000	AFUDC Debt	UI	2000000094	8/31/2012	68.85
85000000	AFUDC Debt	UZ	2000000095	8/31/2012	(68.85)
85000000	AFUDC Debt	UI	2000000094	8/31/2012	206.56
85000000	AFUDC Debt	UZ	2000000095	8/31/2012	(206.56)
85000000	AFUDC Debt	UI	2000000094	8/31/2012	206.56
85000000	AFUDC Debt	UZ	2000000095	8/31/2012	(206.56)
86031000	Div Dec Pref Stk	SA	9700000000	8/31/2012	94,228.75
88101000	CAP Move-UP	UP	2000000085	8/31/2012	1,395.86
88101000	CAP Move-UP	UP	2000000085	8/31/2012	3,124.30
88101000	CAP Move-UP	UP	2000000085	8/31/2012	2,850.03
88101000	CAP Move-UP	UP	2000000114	8/31/2012	(2.33)

Kentucky American Water Company  
Case No. 2012-00520  
Response to PSC DR1, Item 31

Account	Description	Doc Type	Document Number	Posting Date	Amount
88101000	CAP Move-UP	UP	2000000099	8/31/2012	13,823.35
88101000	CAP Move-UP	UP	2000000114	8/31/2012	29,231.05
88101000	CAP Move-UP	UP	2000000114	8/31/2012	27,936.38
88101000	CAP Move-UP	UP	2000000099	8/31/2012	11,326.07
88101000	CAP Move-UP	UP	2000000099	8/31/2012	7,446.50
88101000	CAP Move-UP	UP	2000000114	8/31/2012	7,892.45
88101000	CAP Move-UP	UP	2000000114	8/31/2012	33,913.22
88101000	CAP Move-UP	UP	2000000114	8/31/2012	54,522.26
88106000	CAP Move-CCNC	UN	2000000056	8/31/2012	1,910.05
88106000	CAP Move-CCNC	UN	2000000056	8/31/2012	2,546.71
88106000	CAP Move-CCNC	UN	2000000056	8/31/2012	8,276.86
88106000	CAP Move-CCNC	UN	2000000071	8/31/2012	166.05
88106000	CAP Move-CCNC	UN	2000000071	8/31/2012	539.65
88106000	CAP Move-CCNC	UN	2000000071	8/31/2012	124.53
88106000	CAP Move-CCNC	UN	2000000056	8/31/2012	16,365.98
88106000	CAP Move-CCNC	UN	2000000056	8/31/2012	12,729.10
88106000	CAP Move-CCNC	UN	2000000056	8/31/2012	7,273.77
88106000	CAP Move-CCNC	UN	2000000071	8/31/2012	580.07
88106000	CAP Move-CCNC	UN	2000000071	8/31/2012	1,305.17
88106000	CAP Move-CCNC	UN	2000000071	8/31/2012	1,015.13
88106000	CAP Move-CCNC	UN	2000000113	8/31/2012	(85.08)
88106000	CAP Move-CCNC	UN	2000000113	8/31/2012	(48.62)
88106000	CAP Move-CCNC	UN	2000000113	8/31/2012	(109.39)
88106000	CAP Move-CCNC	UN	2000000122	8/31/2012	(55.89)
88106000	CAP Move-CCNC	UN	2000000122	8/31/2012	(24.83)
88106000	CAP Move-CCNC	UN	2000000122	8/31/2012	(43.47)
88106000	CAP Move-CCNC	UN	2000000056	8/31/2012	6,111.73
88106000	CAP Move-CCNC	UN	2000000056	8/31/2012	6,111.73
88106000	CAP Move-CCNC	UN	2000000056	8/31/2012	12,223.45
88106000	CAP Move-CCNC	UN	2000000071	8/31/2012	390.06
88106000	CAP Move-CCNC	UN	2000000071	8/31/2012	390.06
88106000	CAP Move-CCNC	UN	2000000071	8/31/2012	780.11
88106000	CAP Move-CCNC	UN	2000000071	8/31/2012	5.73
88106000	CAP Move-CCNC	UN	2000000071	8/31/2012	14.34
88106000	CAP Move-CCNC	UN	2000000071	8/31/2012	8.60
88106000	CAP Move-CCNC	UN	2000000113	8/31/2012	(4.00)
88106000	CAP Move-CCNC	UN	2000000113	8/31/2012	(2.67)
88106000	CAP Move-CCNC	UN	2000000113	8/31/2012	(6.67)
88106000	CAP Move-CCNC	UN	2000000122	8/31/2012	(15.26)
88106000	CAP Move-CCNC	UN	2000000122	8/31/2012	(10.17)
88106000	CAP Move-CCNC	UN	2000000122	8/31/2012	(25.43)
88106000	CAP Move-CCNC	UN	2000000056	8/31/2012	7,425.00
88106000	CAP Move-CCNC	UN	2000000071	8/31/2012	594.55
88106000	CAP Move-CCNC	UN	2000000113	8/31/2012	(55.81)
88106000	CAP Move-CCNC	UN	2000000122	8/31/2012	(156.37)
88106000	CAP Move-CCNC	UN	2000000056	8/31/2012	11,328.40
88106000	CAP Move-CCNC	UN	2000000071	8/31/2012	801.61
88106000	CAP Move-CCNC	UN	2000000113	8/31/2012	(55.45)
88106000	CAP Move-CCNC	UN	2000000122	8/31/2012	(156.58)
88106000	CAP Move-CCNC	UN	2000000071	8/31/2012	2.56
88106000	CAP Move-CCNC	UN	2000000071	8/31/2012	3,272.58
88106000	CAP Move-CCNC	UN	2000000056	8/31/2012	(29.93)
88106000	CAP Move-CCNC	UN	2000000056	8/31/2012	(1,092.53)
88106000	CAP Move-CCNC	UN	2000000071	8/31/2012	(1.97)
88106000	CAP Move-CCNC	UN	2000000071	8/31/2012	(71.95)
88106000	CAP Move-CCNC	UN	2000000081	8/31/2012	2.06
88106000	CAP Move-CCNC	UN	2000000081	8/31/2012	2.07
88106000	CAP Move-CCNC	UN	2000000081	8/31/2012	2.07
88106000	CAP Move-CCNC	UN	2000000081	8/31/2012	947.82
88106000	CAP Move-CCNC	UN	2000000081	8/31/2012	947.82
88106000	CAP Move-CCNC	UN	2000000081	8/31/2012	3,791.29
88106000	CAP Move-CCNC	UN	2000000081	8/31/2012	218.00
88106000	CAP Move-CCNC	UN	2000000056	8/31/2012	2,450.00
88106000	CAP Move-CCNC	UN	2000000071	8/31/2012	159.74
88106000	CAP Move-CCNC	UN	2000000081	8/31/2012	920.87
88106000	CAP Move-CCNC	UN	2000000081	8/31/2012	426.62
88106000	CAP Move-CCNC	UN	2000000081	8/31/2012	13.81
88106000	CAP Move-CCNC	UN	2000000081	8/31/2012	187.62
88106000	CAP Move-CCNC	UN	2000000081	8/31/2012	187.61
88106000	CAP Move-CCNC	UN	2000000081	8/31/2012	2,477.77
88106000	CAP Move-CCNC	UN	2000000081	8/31/2012	28.98
88106000	CAP Move-CCNC	UN	2000000081	8/31/2012	1,947.17
88106000	CAP Move-CCNC	UN	2000000081	8/31/2012	2,974.99
88106000	CAP Move-CCNC	UN	2000000081	8/31/2012	15,795.80
88106000	CAP Move-CCNC	UN	2000000081	8/31/2012	116,890.92
88106000	CAP Move-CCNC	UN	2000000081	8/31/2012	50.30
88106000	CAP Move-CCNC	UN	2000000081	8/31/2012	50.30

Kentucky American Water Company  
Case No. 2012-00520  
Response to PSC DR1, Item 31

Account	Description	Doc Type	Document Number	Posting Date	Amount
88106000	CAP Move-CCNC	UN	2000000081	8/31/2012	50.32
88106000	CAP Move-CCNC	UN	2000000081	8/31/2012	100.60
88106000	CAP Move-CCNC	UP	2000000085	8/31/2012	(1,395.86)
88106000	CAP Move-CCNC	UN	2000000081	8/31/2012	32,493.38
88106000	CAP Move-CCNC	UN	2000000081	8/31/2012	3,204.38
88106000	CAP Move-CCNC	UN	2000000113	8/31/2012	(53.72)
88106000	CAP Move-CCNC	UN	2000000113	8/31/2012	(37.49)
88106000	CAP Move-CCNC	UN	2000000081	8/31/2012	37.56
88106000	CAP Move-CCNC	UN	2000000081	8/31/2012	717.31
88106000	CAP Move-CCNC	UN	2000000081	8/31/2012	257.55
88106000	CAP Move-CCNC	UN	2000000081	8/31/2012	86.56
88106000	CAP Move-CCNC	UN	2000000081	8/31/2012	21,475.50
88106000	CAP Move-CCNC	UN	2000000081	8/31/2012	5,169.74
88106000	CAP Move-CCNC	UN	2000000081	8/31/2012	773.07
88106000	CAP Move-CCNC	UN	2000000081	8/31/2012	146.64
88106000	CAP Move-CCNC	UN	2000000081	8/31/2012	146.64
88106000	CAP Move-CCNC	UN	2000000081	8/31/2012	146.66
88106000	CAP Move-CCNC	UN	2000000081	8/31/2012	2,453.08
88106000	CAP Move-CCNC	UN	2000000081	8/31/2012	3,444.55
88106000	CAP Move-CCNC	UN	2000000081	8/31/2012	680.83
88106000	CAP Move-CCNC	UN	2000000081	8/31/2012	248.68
88106000	CAP Move-CCNC	UP	2000000085	8/31/2012	(3,124.30)
88106000	CAP Move-CCNC	UN	2000000081	8/31/2012	40,459.33
88106000	CAP Move-CCNC	UN	2000000081	8/31/2012	40,459.32
88106000	CAP Move-CCNC	UN	2000000081	8/31/2012	419.61
88106000	CAP Move-CCNC	UN	2000000081	8/31/2012	206.45
88106000	CAP Move-CCNC	UP	2000000085	8/31/2012	(2,929.95)
88106000	CAP Move-CCNC	UP	2000000085	8/31/2012	79.92
88106000	CAP Move-CCNC	UN	2000000081	8/31/2012	56.57
88106000	CAP Move-CCNC	UP	2000000099	8/31/2012	(13,823.35)
88106000	CAP Move-CCNC	UN	2000000122	8/31/2012	90,181.44
88106000	CAP Move-CCNC	UN	2000000056	8/31/2012	12,250.00
88106000	CAP Move-CCNC	UN	2000000071	8/31/2012	798.70
88106000	CAP Move-CCNC	UN	2000000123	8/31/2012	1,544.20
88106000	CAP Move-CCNC	UN	2000000123	8/31/2012	1,691.07
88106000	CAP Move-CCNC	UN	2000000071	8/31/2012	(5,938.49)
88106000	CAP Move-CCNC	UP	2000000114	8/31/2012	(29,231.05)
88106000	CAP Move-CCNC	UP	2000000114	8/31/2012	(27,936.38)
88106000	CAP Move-CCNC	UN	2000000113	8/31/2012	30,000.00
88106000	CAP Move-CCNC	UP	2000000099	8/31/2012	(11,326.07)
88106000	CAP Move-CCNC	UP	2000000099	8/31/2012	(7,446.50)
88106000	CAP Move-CCNC	UP	2000000114	8/31/2012	(7,892.45)
88106000	CAP Move-CCNC	UN	2000000113	8/31/2012	8,976.44
88106000	CAP Move-CCNC	UN	2000000113	8/31/2012	20,000.00
88106000	CAP Move-CCNC	UN	2000000071	8/31/2012	254.54
88106000	CAP Move-CCNC	UN	2000000071	8/31/2012	658.80
88106000	CAP Move-CCNC	UN	2000000081	8/31/2012	352.57
88106000	CAP Move-CCNC	UN	2000000081	8/31/2012	304.04
88106000	CAP Move-CCNC	UN	2000000071	8/31/2012	388.23
88106000	CAP Move-CCNC	UN	2000000113	8/31/2012	(189.38)
88106000	CAP Move-CCNC	UN	2000000122	8/31/2012	(300.66)
88106000	CAP Move-CCNC	UP	2000000114	8/31/2012	(33,913.22)
88106000	CAP Move-CCNC	UP	2000000114	8/31/2012	(54,522.26)
88106000	CAP Move-CCNC	UN	2000000058	8/31/2012	530,601.03
88106000	CAP Move-CCNC	UN	2000000113	8/31/2012	21,605.92
88106000	CAP Move-CCNC	UN	2000000058	8/31/2012	521,014.90
88106000	CAP Move-CCNC	UN	2000000113	8/31/2012	18,286.73
88106000	CAP Move-CCNC	UN	2000000113	8/31/2012	71.54
88106000	CAP Move-CCNC	UN	2000000113	8/31/2012	238.37
88106000	CAP Move-CCNC	UN	2000000113	8/31/2012	20.02
88106000	CAP Move-CCNC	UN	2000000113	8/31/2012	69.04
88106000	CAP Move-CCNC	UN	2000000113	8/31/2012	69.05
88106000	CAP Move-CCNC	UN	2000000113	8/31/2012	69.04
88106000	CAP Move-CCNC	UN	2000000113	8/31/2012	19.65
88106000	CAP Move-CCNC	UN	2000000113	8/31/2012	19.65
88106000	CAP Move-CCNC	UN	2000000113	8/31/2012	19.65
88106000	CAP Move-CCNC	UN	2000000113	8/31/2012	3,073.22
88106000	CAP Move-CCNC	UN	2000000058	8/31/2012	500,681.02
88106000	CAP Move-CCNC	UN	2000000113	8/31/2012	21,172.10
88106000	CAP Move-CCNC	UN	2000000113	8/31/2012	1,150.14
88106000	CAP Move-CCNC	UN	2000000113	8/31/2012	1,478.23
88106000	CAP Move-CCNC	UN	2000000113	8/31/2012	1,360.35
88106000	CAP Move-CCNC	UN	2000000113	8/31/2012	1,374.73
88106000	CAP Move-CCNC	UN	2000000113	8/31/2012	2,641.24
88106000	CAP Move-CCNC	UN	2000000071	8/31/2012	(3,707.43)
88106000	CAP Move-CCNC	UN	2000000113	8/31/2012	3,719.39
88106000	CAP Move-CCNC	UN	2000000071	8/31/2012	(2,853.11)



Kentucky American Water Company  
Case No. 2012-00520  
Response to PSC DR1, Item 31

Account	Description	Doc Type	Document Number	Posting Date	Amount
88106000	CAP Move-CCNC	UN	2000000113	8/31/2012	2,862.31
88106000	CAP Move-CCNC	UN	2000000071	8/31/2012	(5,280.22)
88106000	CAP Move-CCNC	UN	2000000113	8/31/2012	5,297.25
88106000	CAP Move-CCNC	UN	2000000071	8/31/2012	(85,295.75)
88106000	CAP Move-CCNC	UN	2000000113	8/31/2012	85,570.82
88106000	CAP Move-CCNC	UN	2000000058	8/31/2012	102,954.00
88106000	CAP Move-CCNC	UN	2000000071	8/31/2012	(102,954.00)
88106000	CAP Move-CCNC	UN	2000000113	8/31/2012	103,286.03
88106000	CAP Move-CCNC	UN	2000000058	8/31/2012	130,155.70
88106000	CAP Move-CCNC	UN	2000000071	8/31/2012	(130,155.70)
88106000	CAP Move-CCNC	UN	2000000113	8/31/2012	130,575.45
88106000	CAP Move-CCNC	UN	2000000071	8/31/2012	(1,668.26)
88106000	CAP Move-CCNC	UN	2000000113	8/31/2012	1,940.16
88106000	CAP Move-CCNC	UN	2000000071	8/31/2012	(46,940.74)
88106000	CAP Move-CCNC	UN	2000000113	8/31/2012	48,996.25
88106000	CAP Move-CCNC	UN	2000000071	8/31/2012	(10,856.14)
88106000	CAP Move-CCNC	UN	2000000113	8/31/2012	11,157.69
88106000	CAP Move-CCNC	UN	2000000113	8/31/2012	5.39
88106000	CAP Move-CCNC	UN	2000000113	8/31/2012	6.38
88106000	CAP Move-CCNC	UN	2000000113	8/31/2012	290.77
88106000	CAP Move-CCNC	UN	2000000113	8/31/2012	30.92
88106000	CAP Move-CCNC	UN	2000000113	8/31/2012	21.79
88106000	CAP Move-CCNC	UN	2000000113	8/31/2012	26.60
88106000	CAP Move-CCNC	UN	2000000113	8/31/2012	32.34
88106000	CAP Move-CCNC	UN	2000000113	8/31/2012	673.22
88106000	CAP Move-CCNC	UN	2000000113	8/31/2012	0.10
88106000	CAP Move-CCNC	UN	2000000113	8/31/2012	27.23
88106000	CAP Move-CCNC	UN	2000000113	8/31/2012	5.94
88106000	CAP Move-CCNC	UN	2000000113	8/31/2012	511.35
88106000	CAP Move-CCNC	UN	2000000113	8/31/2012	45.31
88106000	CAP Move-CCNC	UN	2000000113	8/31/2012	746.24
88106000	CAP Move-CCNC	UN	2000000071	8/31/2012	(10,026.36)
88106000	CAP Move-CCNC	UN	2000000113	8/31/2012	10,713.99
88106000	CAP Move-CCNC	UN	2000000071	8/31/2012	(10,398.39)
88106000	CAP Move-CCNC	UN	2000000113	8/31/2012	11,079.50
88106000	CAP Move-CCNC	UN	2000000071	8/31/2012	(10,366.04)
88106000	CAP Move-CCNC	UN	2000000113	8/31/2012	11,047.05
88106000	CAP Move-CCNC	UN	2000000071	8/31/2012	(65,662.33)
88106000	CAP Move-CCNC	UN	2000000113	8/31/2012	76,488.00
88106000	CAP Move-CCNC	UN	2000000071	8/31/2012	(31,104.75)
88106000	CAP Move-CCNC	UN	2000000113	8/31/2012	37,955.65
88106000	CAP Move-CCNC	UN	2000000071	8/31/2012	(50,299.56)
88106000	CAP Move-CCNC	UN	2000000113	8/31/2012	64,325.43
88106000	CAP Move-CCNC	UN	2000000071	8/31/2012	(13,154.48)
88106000	CAP Move-CCNC	UN	2000000113	8/31/2012	14,008.95
88106000	CAP Move-CCNC	UN	2000000071	8/31/2012	(19,604.91)
88106000	CAP Move-CCNC	UN	2000000113	8/31/2012	21,632.21
88106000	CAP Move-CCNC	UN	2000000071	8/31/2012	(19,029.46)
88106000	CAP Move-CCNC	UN	2000000113	8/31/2012	20,212.21
88106000	CAP Move-CCNC	UN	2000000071	8/31/2012	(15,443.66)
88106000	CAP Move-CCNC	UN	2000000113	8/31/2012	17,088.77
88106000	CAP Move-CCNC	UN	2000000071	8/31/2012	(17,497.93)
88106000	CAP Move-CCNC	UN	2000000113	8/31/2012	19,149.66
88106000	CAP Move-CCNC	UN	2000000071	8/31/2012	(16,615.38)
88106000	CAP Move-CCNC	UN	2000000113	8/31/2012	18,264.27
88106000	CAP Move-CCNC	UN	2000000071	8/31/2012	(11,711.91)
88106000	CAP Move-CCNC	UN	2000000113	8/31/2012	12,439.51
88106000	CAP Move-CCNC	UN	2000000071	8/31/2012	(10,686.21)
88106000	CAP Move-CCNC	UN	2000000113	8/31/2012	11,410.50
88106000	CAP Move-CCNC	UN	2000000071	8/31/2012	(11,489.29)
88106000	CAP Move-CCNC	UN	2000000113	8/31/2012	12,220.63
88106000	CAP Move-CCNC	UN	2000000071	8/31/2012	(62,280.78)
88106000	CAP Move-CCNC	UN	2000000113	8/31/2012	68,707.13
88106000	CAP Move-CCNC	UN	2000000071	8/31/2012	(61,044.64)
88106000	CAP Move-CCNC	UN	2000000113	8/31/2012	67,305.39
88106000	CAP Move-CCNC	UN	2000000071	8/31/2012	(61,108.50)
88106000	CAP Move-CCNC	UN	2000000113	8/31/2012	67,769.55
88106000	CAP Move-CCNC	UN	2000000071	8/31/2012	(4.53)
88106000	CAP Move-CCNC	UN	2000000113	8/31/2012	4.55
88106000	CAP Move-CCNC	UN	2000000071	8/31/2012	(1,686.42)
88106000	CAP Move-CCNC	UN	2000000113	8/31/2012	1,866.32
88106000	CAP Move-CCNC	UN	2000000058	8/31/2012	154,273.09
88106000	CAP Move-CCNC	UN	2000000071	8/31/2012	(154,273.09)
88106000	CAP Move-CCNC	UN	2000000113	8/31/2012	167,200.77
88106000	CAP Move-CCNC	UN	2000000058	8/31/2012	170,719.73
88106000	CAP Move-CCNC	UN	2000000071	8/31/2012	(170,719.73)
88106000	CAP Move-CCNC	UN	2000000113	8/31/2012	179,906.61

Kentucky American Water Company  
Case No. 2012-00520  
Response to PSC DR1, Item 31

Account	Description	Doc Type	Document Number	Posting Date	Amount
88106000	CAP Move-CCNC	UN	2000000071	8/31/2012	(61,995.80)
88106000	CAP Move-CCNC	UN	2000000113	8/31/2012	69,652.83
88106000	CAP Move-CCNC	UN	2000000071	8/31/2012	(12,005.34)
88106000	CAP Move-CCNC	UN	2000000113	8/31/2012	12,287.57
88106000	CAP Move-CCNC	UN	2000000071	8/31/2012	(11,896.68)
88106000	CAP Move-CCNC	UN	2000000113	8/31/2012	12,773.75
88106000	CAP Move-CCNC	UN	2000000071	8/31/2012	(80,532.74)
88106000	CAP Move-CCNC	UN	2000000113	8/31/2012	81,082.31
88106000	CAP Move-CCNC	UN	2000000071	8/31/2012	(13,272.54)
88106000	CAP Move-CCNC	UN	2000000113	8/31/2012	13,636.09
88106000	CAP Move-CCNC	UN	2000000113	8/31/2012	5.58
88106000	CAP Move-CCNC	UN	2000000113	8/31/2012	136.76
88106000	CAP Move-CCNC	UN	2000000113	8/31/2012	136.83
88106000	CAP Move-CCNC	UN	2000000113	8/31/2012	136.88
88106000	CAP Move-CCNC	UN	2000000113	8/31/2012	52.09
88106000	CAP Move-CCNC	UN	2000000113	8/31/2012	52.09
88106000	CAP Move-CCNC	UN	2000000113	8/31/2012	52.09
88106000	CAP Move-CCNC	UN	2000000071	8/31/2012	(663.33)
88106000	CAP Move-CCNC	UN	2000000113	8/31/2012	665.47
88106000	CAP Move-CCNC	UN	2000000113	8/31/2012	509.50
88106000	CAP Move-CCNC	UN	2000000071	8/31/2012	(27.19)
88106000	CAP Move-CCNC	UN	2000000113	8/31/2012	27.28
88106000	CAP Move-CCNC	UN	2000000071	8/31/2012	(141.45)
88106000	CAP Move-CCNC	UN	2000000113	8/31/2012	1,816.74
88106000	CAP Move-CCNC	UN	2000000071	8/31/2012	(233.37)
88106000	CAP Move-CCNC	UN	2000000113	8/31/2012	234.13
88106000	CAP Move-CCNC	UN	2000000113	8/31/2012	21.10
88106000	CAP Move-CCNC	UN	2000000113	8/31/2012	21.10
88106000	CAP Move-CCNC	UN	2000000113	8/31/2012	21.10
88106000	CAP Move-CCNC	UN	2000000113	8/31/2012	10.09
88106000	CAP Move-CCNC	UN	2000000113	8/31/2012	10.09
88106000	CAP Move-CCNC	UN	2000000113	8/31/2012	10.09
88106000	CAP Move-CCNC	UN	2000000113	8/31/2012	19.86
88106000	CAP Move-CCNC	UN	2000000071	8/31/2012	(5,391.86)
88106000	CAP Move-CCNC	UN	2000000113	8/31/2012	5,409.25
88106000	CAP Move-CCNC	UN	2000000113	8/31/2012	15.78
88106000	CAP Move-CCNC	UN	2000000113	8/31/2012	15.78
88106000	CAP Move-CCNC	UN	2000000113	8/31/2012	15.78
88106000	CAP Move-CCNC	UN	2000000113	8/31/2012	666.08
88106000	CAP Move-CCNC	UN	2000000113	8/31/2012	7,592.06
88106000	CAP Move-CCNC	UN	2000000113	8/31/2012	1,098.57
88106000	CAP Move-CCNC	UN	2000000113	8/31/2012	5,807.93
88106000	CAP Move-CCNC	UN	2000000113	8/31/2012	832.57
88106000	CAP Move-CCNC	UN	2000000113	8/31/2012	830.41
88106000	CAP Move-CCNC	UN	2000000113	8/31/2012	848.85
88106000	CAP Move-CCNC	UN	2000000113	8/31/2012	34,715.67
88106000	CAP Move-CCNC	UN	2000000113	8/31/2012	46,494.16
88106000	CAP Move-CCNC	UN	2000000113	8/31/2012	33,407.08
88106000	CAP Move-CCNC	UN	2000000113	8/31/2012	890.15
88106000	CAP Move-CCNC	UN	2000000113	8/31/2012	885.01
88106000	CAP Move-CCNC	UN	2000000113	8/31/2012	356.18
88106000	CAP Move-CCNC	UN	2000000113	8/31/2012	698.11
88106000	CAP Move-CCNC	UN	2000000113	8/31/2012	561.59
88106000	CAP Move-CCNC	UN	2000000113	8/31/2012	9,852.77
88106000	CAP Move-CCNC	UN	2000000113	8/31/2012	10,612.70
88106000	CAP Move-CCNC	UN	2000000113	8/31/2012	9,843.57
88106000	CAP Move-CCNC	UN	2000000113	8/31/2012	7,598.39
88106000	CAP Move-CCNC	UN	2000000113	8/31/2012	465.06
88106000	CAP Move-CCNC	UN	2000000113	8/31/2012	377.54
88106000	CAP Move-CCNC	UN	2000000113	8/31/2012	564.47
88106000	CAP Move-CCNC	UN	2000000113	8/31/2012	10,897.00
88106000	CAP Move-CCNC	UN	2000000113	8/31/2012	11,886.09
88106000	CAP Move-CCNC	UN	2000000113	8/31/2012	2,369.07
88106000	CAP Move-CCNC	UN	2000000113	8/31/2012	3,362.63
88106000	CAP Move-CCNC	UN	2000000113	8/31/2012	3,850.98
88106000	CAP Move-CCNC	UN	2000000113	8/31/2012	3,635.72
88106000	CAP Move-CCNC	UN	2000000113	8/31/2012	6,796.63
88106000	CAP Move-CCNC	UN	2000000113	8/31/2012	6,727.87
88106000	CAP Move-CCNC	UN	2000000113	8/31/2012	7,575.22
88106000	CAP Move-CCNC	UN	2000000113	8/31/2012	1,327.64
88106000	CAP Move-CCNC	UN	2000000058	8/31/2012	153.15
88106000	CAP Move-CCNC	UN	2000000113	8/31/2012	0.49
88106000	CAP Move-CCNC	UN	2000000058	8/31/2012	1,823.45
88106000	CAP Move-CCNC	UN	2000000113	8/31/2012	662.16
88106000	CAP Move-CCNC	UN	2000000058	8/31/2012	1,944.10
88106000	CAP Move-CCNC	UN	2000000113	8/31/2012	6.27
88106000	CAP Move-CCNC	UN	2000000058	8/31/2012	1,881.96

Kentucky American Water Company  
Case No. 2012-00520  
Response to PSC DR1, Item 31

Account	Description	Doc Type	Document Number	Posting Date	Amount
88106000	CAP Move-CCNC	UN	2000000113	8/31/2012	662.35
88106000	CAP Move-CCNC	UN	2000000058	8/31/2012	78,822.22
88106000	CAP Move-CCNC	UN	2000000113	8/31/2012	13,044.78
88106000	CAP Move-CCNC	UN	2000000058	8/31/2012	58,490.89
88106000	CAP Move-CCNC	UN	2000000113	8/31/2012	8,429.60
88106000	CAP Move-CCNC	UN	2000000058	8/31/2012	74,353.24
88106000	CAP Move-CCNC	UN	2000000113	8/31/2012	12,251.29
88106000	CAP Move-CCNC	UN	2000000058	8/31/2012	49,181.51
88106000	CAP Move-CCNC	UN	2000000113	8/31/2012	158.61
88106000	CAP Move-CCNC	UN	2000000058	8/31/2012	49,181.51
88106000	CAP Move-CCNC	UN	2000000113	8/31/2012	158.61
88106000	CAP Move-CCNC	UN	2000000058	8/31/2012	49,181.51
88106000	CAP Move-CCNC	UN	2000000113	8/31/2012	158.61
88107000	CAP Move-CWIP	UZ	2000000050	8/31/2012	28,747.00
88107000	CAP Move-CWIP	UZ	2000000062	8/31/2012	1,874.30
88107000	CAP Move-CWIP	UZ	2000000062	8/31/2012	1,171.50
88107000	CAP Move-CWIP	UZ	2000000062	8/31/2012	912.57
88107000	CAP Move-CWIP	UZ	2000000103	8/31/2012	(18.22)
88107000	CAP Move-CWIP	UZ	2000000103	8/31/2012	(13.85)
88107000	CAP Move-CWIP	UZ	2000000103	8/31/2012	(0.64)
88107000	CAP Move-CWIP	UZ	2000000103	8/31/2012	13.97
88107000	CAP Move-CWIP	UZ	2000000117	8/31/2012	(82.78)
88107000	CAP Move-CWIP	UZ	2000000118	8/31/2012	13.97
88107000	CAP Move-CWIP	UZ	2000000118	8/31/2012	(13.97)
88107000	CAP Move-CWIP	UZ	2000000050	8/31/2012	40,093.88
88107000	CAP Move-CWIP	UZ	2000000062	8/31/2012	429.68
88107000	CAP Move-CWIP	UZ	2000000062	8/31/2012	2,614.12
88107000	CAP Move-CWIP	UZ	2000000103	8/31/2012	116.81
88107000	CAP Move-CWIP	UZ	2000000103	8/31/2012	(152.35)
88107000	CAP Move-CWIP	UZ	2000000103	8/31/2012	(115.77)
88107000	CAP Move-CWIP	UZ	2000000103	8/31/2012	(5.37)
88107000	CAP Move-CWIP	UZ	2000000117	8/31/2012	(361.76)
88107000	CAP Move-CWIP	UZ	2000000118	8/31/2012	(116.81)
88107000	CAP Move-CWIP	UZ	2000000118	8/31/2012	116.81
88107000	CAP Move-CWIP	UZ	2000000050	8/31/2012	5,250.00
88107000	CAP Move-CWIP	UN	2000000056	8/31/2012	(12,733.62)
88107000	CAP Move-CWIP	UZ	2000000062	8/31/2012	487.93
88107000	CAP Move-CWIP	UZ	2000000062	8/31/2012	342.30
88107000	CAP Move-CWIP	UN	2000000071	8/31/2012	(830.23)
88107000	CAP Move-CWIP	UZ	2000000050	8/31/2012	36,368.85
88107000	CAP Move-CWIP	UN	2000000056	8/31/2012	(36,368.85)
88107000	CAP Move-CWIP	UZ	2000000062	8/31/2012	529.12
88107000	CAP Move-CWIP	UZ	2000000062	8/31/2012	2,371.25
88107000	CAP Move-CWIP	UN	2000000071	8/31/2012	(2,900.37)
88107000	CAP Move-CWIP	UZ	2000000103	8/31/2012	(179.63)
88107000	CAP Move-CWIP	UZ	2000000103	8/31/2012	(8.33)
88107000	CAP Move-CWIP	UZ	2000000103	8/31/2012	(236.38)
88107000	CAP Move-CWIP	UZ	2000000103	8/31/2012	181.25
88107000	CAP Move-CWIP	UN	2000000113	8/31/2012	243.09
88107000	CAP Move-CWIP	UZ	2000000117	8/31/2012	(124.19)
88107000	CAP Move-CWIP	UZ	2000000118	8/31/2012	181.25
88107000	CAP Move-CWIP	UZ	2000000118	8/31/2012	(181.25)
88107000	CAP Move-CWIP	UN	2000000122	8/31/2012	124.19
88107000	CAP Move-CWIP	UZ	2000000050	8/31/2012	24,446.91
88107000	CAP Move-CWIP	UN	2000000056	8/31/2012	(24,446.91)
88107000	CAP Move-CWIP	UZ	2000000062	8/31/2012	(33.71)
88107000	CAP Move-CWIP	UZ	2000000062	8/31/2012	1,593.94
88107000	CAP Move-CWIP	UN	2000000071	8/31/2012	(1,560.23)
88107000	CAP Move-CWIP	UZ	2000000062	8/31/2012	28.67
88107000	CAP Move-CWIP	UN	2000000071	8/31/2012	(28.67)
88107000	CAP Move-CWIP	UZ	2000000103	8/31/2012	(9.86)
88107000	CAP Move-CWIP	UZ	2000000103	8/31/2012	(0.46)
88107000	CAP Move-CWIP	UZ	2000000103	8/31/2012	9.96
88107000	CAP Move-CWIP	UZ	2000000103	8/31/2012	(12.98)
88107000	CAP Move-CWIP	UN	2000000113	8/31/2012	13.34
88107000	CAP Move-CWIP	UZ	2000000117	8/31/2012	(50.86)
88107000	CAP Move-CWIP	UZ	2000000118	8/31/2012	(9.96)
88107000	CAP Move-CWIP	UZ	2000000118	8/31/2012	9.96
88107000	CAP Move-CWIP	UN	2000000122	8/31/2012	50.86
88107000	CAP Move-CWIP	UZ	2000000052	8/31/2012	54,200.00
88107000	CAP Move-CWIP	UZ	2000000062	8/31/2012	(41.38)
88107000	CAP Move-CWIP	UZ	2000000062	8/31/2012	3,533.84
88107000	CAP Move-CWIP	UZ	2000000103	8/31/2012	(0.46)
88107000	CAP Move-CWIP	UZ	2000000103	8/31/2012	(12.98)
88107000	CAP Move-CWIP	UZ	2000000103	8/31/2012	(9.86)
88107000	CAP Move-CWIP	UZ	2000000103	8/31/2012	9.96
88107000	CAP Move-CWIP	UZ	2000000117	8/31/2012	(50.89)

Kentucky American Water Company  
Case No. 2012-00520  
Response to PSC DR1, Item 31

Account	Description	Doc Type	Document Number	Posting Date	Amount
88107000	CAP Move-CWIP	UZ	2000000118	8/31/2012	(9.96)
88107000	CAP Move-CWIP	UZ	2000000118	8/31/2012	9.96
88107000	CAP Move-CWIP	UZ	2000000050	8/31/2012	(4,350.00)
88107000	CAP Move-CWIP	UZ	2000000050	8/31/2012	8,700.00
88107000	CAP Move-CWIP	UZ	2000000062	8/31/2012	283.62
88107000	CAP Move-CWIP	UZ	2000000062	8/31/2012	117.25
88107000	CAP Move-CWIP	UZ	2000000103	8/31/2012	(43.29)
88107000	CAP Move-CWIP	UZ	2000000103	8/31/2012	(2.01)
88107000	CAP Move-CWIP	UZ	2000000103	8/31/2012	43.67
88107000	CAP Move-CWIP	UZ	2000000103	8/31/2012	(56.97)
88107000	CAP Move-CWIP	UZ	2000000118	8/31/2012	(43.67)
88107000	CAP Move-CWIP	UZ	2000000118	8/31/2012	43.67
88107000	CAP Move-CWIP	UZ	2000000050	8/31/2012	7,425.00
88107000	CAP Move-CWIP	UZ	2000000050	8/31/2012	(7,425.00)
88107000	CAP Move-CWIP	UZ	2000000050	8/31/2012	7,425.00
88107000	CAP Move-CWIP	UN	2000000056	8/31/2012	(7,425.00)
88107000	CAP Move-CWIP	UZ	2000000062	8/31/2012	110.44
88107000	CAP Move-CWIP	UZ	2000000062	8/31/2012	484.11
88107000	CAP Move-CWIP	UN	2000000071	8/31/2012	(594.55)
88107000	CAP Move-CWIP	UZ	2000000103	8/31/2012	41.63
88107000	CAP Move-CWIP	UZ	2000000103	8/31/2012	(1.91)
88107000	CAP Move-CWIP	UZ	2000000103	8/31/2012	(54.28)
88107000	CAP Move-CWIP	UZ	2000000103	8/31/2012	(41.25)
88107000	CAP Move-CWIP	UN	2000000113	8/31/2012	55.81
88107000	CAP Move-CWIP	UZ	2000000117	8/31/2012	(156.37)
88107000	CAP Move-CWIP	UZ	2000000118	8/31/2012	41.63
88107000	CAP Move-CWIP	UZ	2000000118	8/31/2012	(41.63)
88107000	CAP Move-CWIP	UN	2000000122	8/31/2012	156.37
88107000	CAP Move-CWIP	UZ	2000000062	8/31/2012	122.43
88107000	CAP Move-CWIP	UZ	2000000103	8/31/2012	(2.01)
88107000	CAP Move-CWIP	UZ	2000000103	8/31/2012	(56.97)
88107000	CAP Move-CWIP	UZ	2000000103	8/31/2012	43.67
88107000	CAP Move-CWIP	UZ	2000000103	8/31/2012	(43.29)
88107000	CAP Move-CWIP	UZ	2000000118	8/31/2012	43.67
88107000	CAP Move-CWIP	UZ	2000000118	8/31/2012	(43.67)
88107000	CAP Move-CWIP	UZ	2000000052	8/31/2012	26,820.00
88107000	CAP Move-CWIP	UZ	2000000052	8/31/2012	2,980.00
88107000	CAP Move-CWIP	UZ	2000000062	8/31/2012	1,942.96
88107000	CAP Move-CWIP	UZ	2000000062	8/31/2012	491.80
88107000	CAP Move-CWIP	UZ	2000000050	8/31/2012	11,328.40
88107000	CAP Move-CWIP	UN	2000000056	8/31/2012	(11,328.40)
88107000	CAP Move-CWIP	UZ	2000000062	8/31/2012	738.61
88107000	CAP Move-CWIP	UZ	2000000062	8/31/2012	63.00
88107000	CAP Move-CWIP	UN	2000000071	8/31/2012	(801.61)
88107000	CAP Move-CWIP	UZ	2000000103	8/31/2012	41.34
88107000	CAP Move-CWIP	UZ	2000000103	8/31/2012	(40.97)
88107000	CAP Move-CWIP	UZ	2000000103	8/31/2012	(53.92)
88107000	CAP Move-CWIP	UZ	2000000103	8/31/2012	(1.90)
88107000	CAP Move-CWIP	UN	2000000113	8/31/2012	55.45
88107000	CAP Move-CWIP	UZ	2000000117	8/31/2012	(156.58)
88107000	CAP Move-CWIP	UZ	2000000118	8/31/2012	(41.34)
88107000	CAP Move-CWIP	UZ	2000000118	8/31/2012	41.34
88107000	CAP Move-CWIP	UN	2000000122	8/31/2012	156.58
88107000	CAP Move-CWIP	UZ	2000000050	8/31/2012	19,000.00
88107000	CAP Move-CWIP	UZ	2000000050	8/31/2012	(9,500.00)
88107000	CAP Move-CWIP	UZ	2000000062	8/31/2012	292.15
88107000	CAP Move-CWIP	UZ	2000000062	8/31/2012	619.40
88107000	CAP Move-CWIP	UZ	2000000103	8/31/2012	(1.37)
88107000	CAP Move-CWIP	UZ	2000000103	8/31/2012	(38.75)
88107000	CAP Move-CWIP	UZ	2000000103	8/31/2012	(29.45)
88107000	CAP Move-CWIP	UZ	2000000103	8/31/2012	29.70
88107000	CAP Move-CWIP	UZ	2000000118	8/31/2012	29.70
88107000	CAP Move-CWIP	UZ	2000000118	8/31/2012	(29.70)
88107000	CAP Move-CWIP	UZ	2000000050	8/31/2012	(18,810.99)
88107000	CAP Move-CWIP	UZ	2000000050	8/31/2012	9,405.00
88107000	CAP Move-CWIP	UZ	2000000050	8/31/2012	746.43
88107000	CAP Move-CWIP	UZ	2000000050	8/31/2012	(9,405.00)
88107000	CAP Move-CWIP	UZ	2000000050	8/31/2012	18,761.49
88107000	CAP Move-CWIP	UZ	2000000062	8/31/2012	651.71
88107000	CAP Move-CWIP	UZ	2000000062	8/31/2012	609.98
88107000	CAP Move-CWIP	UZ	2000000062	8/31/2012	72.12
88107000	CAP Move-CWIP	UZ	2000000103	8/31/2012	(23.35)
88107000	CAP Move-CWIP	UZ	2000000103	8/31/2012	(30.72)
88107000	CAP Move-CWIP	UZ	2000000103	8/31/2012	(1.08)
88107000	CAP Move-CWIP	UZ	2000000103	8/31/2012	23.56
88107000	CAP Move-CWIP	UZ	2000000118	8/31/2012	23.56
88107000	CAP Move-CWIP	UZ	2000000118	8/31/2012	(23.56)

Kentucky American Water Company  
Case No. 2012-00520  
Response to PSC DR1, Item 31

Account	Description	Doc Type	Document Number	Posting Date	Amount
88107000	CAP Move-CWIP	UZ	2000000050	8/31/2012	9,500.00
88107000	CAP Move-CWIP	UZ	2000000050	8/31/2012	9,500.00
88107000	CAP Move-CWIP	UZ	2000000050	8/31/2012	(9,500.00)
88107000	CAP Move-CWIP	UZ	2000000062	8/31/2012	619.40
88107000	CAP Move-CWIP	UZ	2000000062	8/31/2012	242.87
88107000	CAP Move-CWIP	UZ	2000000103	8/31/2012	91.95
88107000	CAP Move-CWIP	UZ	2000000103	8/31/2012	(91.14)
88107000	CAP Move-CWIP	UZ	2000000103	8/31/2012	(4.23)
88107000	CAP Move-CWIP	UZ	2000000103	8/31/2012	(119.93)
88107000	CAP Move-CWIP	UZ	2000000117	8/31/2012	(173.21)
88107000	CAP Move-CWIP	UZ	2000000118	8/31/2012	91.95
88107000	CAP Move-CWIP	UZ	2000000118	8/31/2012	(91.95)
88107000	CAP Move-CWIP	UZ	2000000060	8/31/2012	(177,091.88)
88107000	CAP Move-CWIP	UN	2000000071	8/31/2012	(3,275.14)
88107000	CAP Move-CWIP	UZ	2000000053	8/31/2012	130,994.84
88107000	CAP Move-CWIP	UZ	2000000062	8/31/2012	9,740.44
88107000	CAP Move-CWIP	UZ	2000000062	8/31/2012	8,540.86
88107000	CAP Move-CWIP	UZ	2000000064	8/31/2012	(270,395.84)
88107000	CAP Move-CWIP	UZ	2000000064	8/31/2012	277,431.92
88107000	CAP Move-CWIP	UZ	2000000065	8/31/2012	138,080.92
88107000	CAP Move-CWIP	UZ	2000000065	8/31/2012	(138,030.92)
88107000	CAP Move-CWIP	UZ	2000000092	8/31/2012	3,728.61
88107000	CAP Move-CWIP	UZ	2000000093	8/31/2012	2,860.30
88107000	CAP Move-CWIP	UZ	2000000101	8/31/2012	(8,425.67)
88107000	CAP Move-CWIP	UZ	2000000050	8/31/2012	89.26
88107000	CAP Move-CWIP	UZ	2000000052	8/31/2012	1,189.15
88107000	CAP Move-CWIP	UZ	2000000053	8/31/2012	167,300.39
88107000	CAP Move-CWIP	UZ	2000000060	8/31/2012	3,594.82
88107000	CAP Move-CWIP	UZ	2000000062	8/31/2012	2,136.75
88107000	CAP Move-CWIP	UZ	2000000062	8/31/2012	10,907.99
88107000	CAP Move-CWIP	UZ	2000000064	8/31/2012	(167,300.39)
88107000	CAP Move-CWIP	UZ	2000000064	8/31/2012	178,230.78
88107000	CAP Move-CWIP	UZ	2000000092	8/31/2012	4,755.87
88107000	CAP Move-CWIP	UZ	2000000093	8/31/2012	3,648.34
88107000	CAP Move-CWIP	UZ	2000000093	8/31/2012	1,580.16
88107000	CAP Move-CWIP	UZ	2000000093	8/31/2012	2,059.85
88107000	CAP Move-CWIP	UZ	2000000107	8/31/2012	338,619.83
88107000	CAP Move-CWIP	UZ	2000000069	8/31/2012	474.17
88107000	CAP Move-CWIP	UZ	2000000069	8/31/2012	148.51
88107000	CAP Move-CWIP	UZ	2000000069	8/31/2012	6,330.34
88107000	CAP Move-CWIP	UZ	2000000070	8/31/2012	869.81
88107000	CAP Move-CWIP	UZ	2000000077	8/31/2012	72.06
88107000	CAP Move-CWIP	UZ	2000000077	8/31/2012	460.74
88107000	CAP Move-CWIP	UZ	2000000077	8/31/2012	351.77
88107000	CAP Move-CWIP	UZ	2000000077	8/31/2012	156.01
88107000	CAP Move-CWIP	UZ	2000000078	8/31/2012	37.11
88107000	CAP Move-CWIP	UZ	2000000078	8/31/2012	382.57
88107000	CAP Move-CWIP	UZ	2000000078	8/31/2012	410.85
88107000	CAP Move-CWIP	UZ	2000000078	8/31/2012	1,781.44
88107000	CAP Move-CWIP	UZ	2000000078	8/31/2012	130.57
88107000	CAP Move-CWIP	UZ	2000000080	8/31/2012	1,023.62
88107000	CAP Move-CWIP	UZ	2000000092	8/31/2012	101.36
88107000	CAP Move-CWIP	UZ	2000000092	8/31/2012	132.13
88107000	CAP Move-CWIP	UZ	2000000107	8/31/2012	45,000.00
88107000	CAP Move-CWIP	UZ	2000000062	8/31/2012	134.54
88107000	CAP Move-CWIP	UZ	2000000093	8/31/2012	1,238.29
88107000	CAP Move-CWIP	UZ	2000000093	8/31/2012	1,614.20
88107000	CAP Move-CWIP	UZ	2000000103	8/31/2012	(2.21)
88107000	CAP Move-CWIP	UZ	2000000103	8/31/2012	(62.81)
88107000	CAP Move-CWIP	UZ	2000000103	8/31/2012	(47.73)
88107000	CAP Move-CWIP	UZ	2000000103	8/31/2012	48.16
88107000	CAP Move-CWIP	UZ	2000000107	8/31/2012	8,274.55
88107000	CAP Move-CWIP	UZ	2000000117	8/31/2012	(135.46)
88107000	CAP Move-CWIP	UZ	2000000118	8/31/2012	48.16
88107000	CAP Move-CWIP	UZ	2000000118	8/31/2012	(48.16)
88107000	CAP Move-CWIP	UZ	2000000050	8/31/2012	12,596.47
88107000	CAP Move-CWIP	UZ	2000000062	8/31/2012	821.29
88107000	CAP Move-CWIP	UZ	2000000050	8/31/2012	13,866.58
88107000	CAP Move-CWIP	UZ	2000000062	8/31/2012	1,035.66
88107000	CAP Move-CWIP	UZ	2000000093	8/31/2012	1,224.26
88107000	CAP Move-CWIP	UZ	2000000093	8/31/2012	1,595.91
88107000	CAP Move-CWIP	UZ	2000000103	8/31/2012	(2.39)
88107000	CAP Move-CWIP	UZ	2000000103	8/31/2012	(67.88)
88107000	CAP Move-CWIP	UZ	2000000103	8/31/2012	52.05
88107000	CAP Move-CWIP	UZ	2000000103	8/31/2012	(51.58)
88107000	CAP Move-CWIP	UZ	2000000117	8/31/2012	(62.89)
88107000	CAP Move-CWIP	UZ	2000000118	8/31/2012	(52.05)

Kentucky American Water Company  
Case No. 2012-00520  
Response to PSC DR1, Item 31

Account	Description	Doc Type	Document Number	Posting Date	Amount
88107000	CAP Move-CWIP	UZ	2000000118	8/31/2012	52.05
88107000	CAP Move-CWIP	UZ	2000000093	8/31/2012	28.13
88107000	CAP Move-CWIP	UZ	2000000093	8/31/2012	36.67
88107000	CAP Move-CWIP	UN	2000000056	8/31/2012	1,122.46
88107000	CAP Move-CWIP	UZ	2000000062	8/31/2012	(73.18)
88107000	CAP Move-CWIP	UZ	2000000062	8/31/2012	(0.74)
88107000	CAP Move-CWIP	UN	2000000071	8/31/2012	73.92
88107000	CAP Move-CWIP	UZ	2000000050	8/31/2012	205.43
88107000	CAP Move-CWIP	UZ	2000000062	8/31/2012	24.85
88107000	CAP Move-CWIP	UZ	2000000062	8/31/2012	2,459.76
88107000	CAP Move-CWIP	UZ	2000000093	8/31/2012	168.82
88107000	CAP Move-CWIP	UZ	2000000093	8/31/2012	220.06
88107000	CAP Move-CWIP	UZ	2000000103	8/31/2012	(1,144.31)
88107000	CAP Move-CWIP	UZ	2000000103	8/31/2012	(40.34)
88107000	CAP Move-CWIP	UZ	2000000103	8/31/2012	(869.58)
88107000	CAP Move-CWIP	UZ	2000000103	8/31/2012	877.41
88107000	CAP Move-CWIP	UZ	2000000117	8/31/2012	(935.91)
88107000	CAP Move-CWIP	UZ	2000000118	8/31/2012	(877.41)
88107000	CAP Move-CWIP	UZ	2000000118	8/31/2012	877.41
88107000	CAP Move-CWIP	UZ	2000000093	8/31/2012	18.08
88107000	CAP Move-CWIP	UZ	2000000093	8/31/2012	13.87
88107000	CAP Move-CWIP	UZ	2000000107	8/31/2012	10,072.11
88107000	CAP Move-CWIP	UZ	2000000107	8/31/2012	510.29
88107000	CAP Move-CWIP	UZ	2000000062	8/31/2012	1.98
88107000	CAP Move-CWIP	UZ	2000000062	8/31/2012	196.24
88107000	CAP Move-CWIP	UZ	2000000093	8/31/2012	4.49
88107000	CAP Move-CWIP	UZ	2000000093	8/31/2012	5.85
88107000	CAP Move-CWIP	UZ	2000000103	8/31/2012	(100.80)
88107000	CAP Move-CWIP	UZ	2000000103	8/31/2012	(3.55)
88107000	CAP Move-CWIP	UZ	2000000103	8/31/2012	(76.61)
88107000	CAP Move-CWIP	UZ	2000000103	8/31/2012	77.30
88107000	CAP Move-CWIP	UZ	2000000107	8/31/2012	6,917.53
88107000	CAP Move-CWIP	UZ	2000000118	8/31/2012	77.30
88107000	CAP Move-CWIP	UZ	2000000118	8/31/2012	(77.30)
88107000	CAP Move-CWIP	UZ	2000000062	8/31/2012	98.13
88107000	CAP Move-CWIP	UZ	2000000062	8/31/2012	0.99
88107000	CAP Move-CWIP	UZ	2000000092	8/31/2012	2.93
88107000	CAP Move-CWIP	UZ	2000000093	8/31/2012	2.25
88107000	CAP Move-CWIP	UZ	2000000103	8/31/2012	(50.40)
88107000	CAP Move-CWIP	UZ	2000000103	8/31/2012	(38.30)
88107000	CAP Move-CWIP	UZ	2000000103	8/31/2012	(1.77)
88107000	CAP Move-CWIP	UZ	2000000103	8/31/2012	38.64
88107000	CAP Move-CWIP	UZ	2000000107	8/31/2012	8,510.50
88107000	CAP Move-CWIP	UZ	2000000118	8/31/2012	38.64
88107000	CAP Move-CWIP	UZ	2000000118	8/31/2012	(38.64)
88107000	CAP Move-CWIP	UZ	2000000107	8/31/2012	10,103.74
88107000	CAP Move-CWIP	UZ	2000000062	8/31/2012	0.99
88107000	CAP Move-CWIP	UZ	2000000062	8/31/2012	98.13
88107000	CAP Move-CWIP	UZ	2000000092	8/31/2012	2.25
88107000	CAP Move-CWIP	UZ	2000000093	8/31/2012	2.93
88107000	CAP Move-CWIP	UZ	2000000103	8/31/2012	(50.40)
88107000	CAP Move-CWIP	UZ	2000000103	8/31/2012	(1.77)
88107000	CAP Move-CWIP	UZ	2000000103	8/31/2012	(38.30)
88107000	CAP Move-CWIP	UZ	2000000103	8/31/2012	38.64
88107000	CAP Move-CWIP	UZ	2000000107	8/31/2012	8,510.50
88107000	CAP Move-CWIP	UZ	2000000118	8/31/2012	38.64
88107000	CAP Move-CWIP	UZ	2000000118	8/31/2012	(38.64)
88107000	CAP Move-CWIP	UZ	2000000062	8/31/2012	6.20
88107000	CAP Move-CWIP	UN	2000000081	8/31/2012	(6.20)
88107000	CAP Move-CWIP	UZ	2000000117	8/31/2012	(11.98)
88107000	CAP Move-CWIP	UZ	2000000050	8/31/2012	4,154.35
88107000	CAP Move-CWIP	UZ	2000000052	8/31/2012	507.84
88107000	CAP Move-CWIP	UZ	2000000062	8/31/2012	1,024.74
88107000	CAP Move-CWIP	UN	2000000081	8/31/2012	(5,686.93)
88107000	CAP Move-CWIP	UZ	2000000103	8/31/2012	(8.30)
88107000	CAP Move-CWIP	UZ	2000000103	8/31/2012	(178.96)
88107000	CAP Move-CWIP	UZ	2000000103	8/31/2012	(235.51)
88107000	CAP Move-CWIP	UZ	2000000103	8/31/2012	180.58
88107000	CAP Move-CWIP	UZ	2000000105	8/31/2012	2,813.76
88107000	CAP Move-CWIP	UZ	2000000117	8/31/2012	(34.10)
88107000	CAP Move-CWIP	UZ	2000000118	8/31/2012	180.58
88107000	CAP Move-CWIP	UZ	2000000118	8/31/2012	(180.58)
88107000	CAP Move-CWIP	UZ	2000000052	8/31/2012	23.61
88107000	CAP Move-CWIP	UZ	2000000062	8/31/2012	194.39
88107000	CAP Move-CWIP	UN	2000000081	8/31/2012	(218.00)
88107000	CAP Move-CWIP	UZ	2000000103	8/31/2012	(1.79)
88107000	CAP Move-CWIP	UZ	2000000103	8/31/2012	(50.84)

Kentucky American Water Company  
Case No. 2012-00520  
Response to PSC DR1, Item 31

Account	Description	Doc Type	Document Number	Posting Date	Amount
88107000	CAP Move-CWIP	UZ	2000000103	8/31/2012	(38.63)
88107000	CAP Move-CWIP	UZ	2000000103	8/31/2012	38.97
88107000	CAP Move-CWIP	UZ	2000000117	8/31/2012	(41.41)
88107000	CAP Move-CWIP	UZ	2000000118	8/31/2012	(38.97)
88107000	CAP Move-CWIP	UZ	2000000118	8/31/2012	38.97
88107000	CAP Move-CWIP	UZ	2000000050	8/31/2012	1,000.00
88107000	CAP Move-CWIP	UZ	2000000062	8/31/2012	65.20
88107000	CAP Move-CWIP	UZ	2000000062	8/31/2012	592.03
88107000	CAP Move-CWIP	UZ	2000000093	8/31/2012	15.03
88107000	CAP Move-CWIP	UZ	2000000093	8/31/2012	19.60
88107000	CAP Move-CWIP	UZ	2000000050	8/31/2012	2,450.00
88107000	CAP Move-CWIP	UN	2000000056	8/31/2012	(2,450.00)
88107000	CAP Move-CWIP	UZ	2000000062	8/31/2012	159.74
88107000	CAP Move-CWIP	UN	2000000071	8/31/2012	(159.74)
88107000	CAP Move-CWIP	UZ	2000000052	8/31/2012	1,644.50
88107000	CAP Move-CWIP	UZ	2000000062	8/31/2012	107.22
88107000	CAP Move-CWIP	UZ	2000000050	8/31/2012	1,028.20
88107000	CAP Move-CWIP	UZ	2000000062	8/31/2012	220.31
88107000	CAP Move-CWIP	UZ	2000000062	8/31/2012	98.98
88107000	CAP Move-CWIP	UN	2000000081	8/31/2012	(1,347.49)
88107000	CAP Move-CWIP	UZ	2000000103	8/31/2012	(55.75)
88107000	CAP Move-CWIP	UZ	2000000103	8/31/2012	(2.59)
88107000	CAP Move-CWIP	UZ	2000000103	8/31/2012	(73.37)
88107000	CAP Move-CWIP	UZ	2000000103	8/31/2012	56.26
88107000	CAP Move-CWIP	UZ	2000000105	8/31/2012	437.29
88107000	CAP Move-CWIP	UZ	2000000117	8/31/2012	(62.18)
88107000	CAP Move-CWIP	UZ	2000000118	8/31/2012	56.26
88107000	CAP Move-CWIP	UZ	2000000118	8/31/2012	(56.26)
88107000	CAP Move-CWIP	UZ	2000000062	8/31/2012	9.53
88107000	CAP Move-CWIP	UZ	2000000062	8/31/2012	4.28
88107000	CAP Move-CWIP	UN	2000000081	8/31/2012	(13.81)
88107000	CAP Move-CWIP	UZ	2000000103	8/31/2012	2.03
88107000	CAP Move-CWIP	UZ	2000000103	8/31/2012	(2.01)
88107000	CAP Move-CWIP	UZ	2000000103	8/31/2012	(2.65)
88107000	CAP Move-CWIP	UZ	2000000103	8/31/2012	(0.10)
88107000	CAP Move-CWIP	UZ	2000000118	8/31/2012	(2.03)
88107000	CAP Move-CWIP	UZ	2000000118	8/31/2012	2.03
88107000	CAP Move-CWIP	UZ	2000000052	8/31/2012	244.09
88107000	CAP Move-CWIP	UZ	2000000062	8/31/2012	131.14
88107000	CAP Move-CWIP	UN	2000000081	8/31/2012	(375.23)
88107000	CAP Move-CWIP	UZ	2000000103	8/31/2012	(1.63)
88107000	CAP Move-CWIP	UZ	2000000103	8/31/2012	(35.05)
88107000	CAP Move-CWIP	UZ	2000000103	8/31/2012	(46.12)
88107000	CAP Move-CWIP	UZ	2000000103	8/31/2012	35.36
88107000	CAP Move-CWIP	UZ	2000000117	8/31/2012	(134.09)
88107000	CAP Move-CWIP	UZ	2000000118	8/31/2012	(35.36)
88107000	CAP Move-CWIP	UZ	2000000118	8/31/2012	35.36
88107000	CAP Move-CWIP	UZ	2000000050	8/31/2012	2,252.50
88107000	CAP Move-CWIP	UZ	2000000062	8/31/2012	225.27
88107000	CAP Move-CWIP	UN	2000000081	8/31/2012	(2,477.77)
88107000	CAP Move-CWIP	UZ	2000000107	8/31/2012	52,000.00
88107000	CAP Move-CWIP	UZ	2000000062	8/31/2012	28.98
88107000	CAP Move-CWIP	UN	2000000081	8/31/2012	(28.98)
88107000	CAP Move-CWIP	UZ	2000000107	8/31/2012	15,500.00
88107000	CAP Move-CWIP	UZ	2000000050	8/31/2012	1,802.00
88107000	CAP Move-CWIP	UZ	2000000062	8/31/2012	145.17
88107000	CAP Move-CWIP	UN	2000000081	8/31/2012	(1,947.17)
88107000	CAP Move-CWIP	UZ	2000000050	8/31/2012	2,703.00
88107000	CAP Move-CWIP	UZ	2000000062	8/31/2012	271.99
88107000	CAP Move-CWIP	UN	2000000081	8/31/2012	(2,974.99)
88107000	CAP Move-CWIP	UZ	2000000107	8/31/2012	40,000.00
88107000	CAP Move-CWIP	UZ	2000000050	8/31/2012	122,657.90
88107000	CAP Move-CWIP	UZ	2000000050	8/31/2012	1,484.08
88107000	CAP Move-CWIP	UZ	2000000062	8/31/2012	8,544.74
88107000	CAP Move-CWIP	UN	2000000081	8/31/2012	(132,686.72)
88107000	CAP Move-CWIP	UZ	2000000103	8/31/2012	(397.26)
88107000	CAP Move-CWIP	UZ	2000000103	8/31/2012	(6,942.90)
88107000	CAP Move-CWIP	UZ	2000000103	8/31/2012	(14.01)
88107000	CAP Move-CWIP	UZ	2000000103	8/31/2012	304.61
88107000	CAP Move-CWIP	UZ	2000000103	8/31/2012	(301.89)
88107000	CAP Move-CWIP	UZ	2000000117	8/31/2012	(579.79)
88107000	CAP Move-CWIP	UZ	2000000118	8/31/2012	304.61
88107000	CAP Move-CWIP	UZ	2000000118	8/31/2012	(304.61)
88107000	CAP Move-CWIP	UZ	2000000062	8/31/2012	173.55
88107000	CAP Move-CWIP	UZ	2000000062	8/31/2012	77.97
88107000	CAP Move-CWIP	UN	2000000081	8/31/2012	(251.52)
88107000	CAP Move-CWIP	UZ	2000000103	8/31/2012	(76.02)

Kentucky American Water Company  
Case No. 2012-00520  
Response to PSC DR1, Item 31

Account	Description	Doc Type	Document Number	Posting Date	Amount
88107000	CAP Move-CWIP	UZ	2000000103	8/31/2012	(57.77)
88107000	CAP Move-CWIP	UZ	2000000103	8/31/2012	(2.68)
88107000	CAP Move-CWIP	UZ	2000000103	8/31/2012	58.28
88107000	CAP Move-CWIP	UZ	2000000118	8/31/2012	58.28
88107000	CAP Move-CWIP	UZ	2000000118	8/31/2012	(58.28)
88107000	CAP Move-CWIP	UP	2000000085	8/31/2012	(1,395.86)
88107000	CAP Move-CWIP	UP	2000000085	8/31/2012	1,395.86
88107000	CAP Move-CWIP	UZ	2000000050	8/31/2012	1,930.75
88107000	CAP Move-CWIP	UZ	2000000050	8/31/2012	24,619.88
88107000	CAP Move-CWIP	UZ	2000000050	8/31/2012	1,970.35
88107000	CAP Move-CWIP	UZ	2000000062	8/31/2012	1,231.44
88107000	CAP Move-CWIP	UZ	2000000062	8/31/2012	2,740.96
88107000	CAP Move-CWIP	UN	2000000081	8/31/2012	(32,493.38)
88107000	CAP Move-CWIP	UZ	2000000103	8/31/2012	(8.71)
88107000	CAP Move-CWIP	UZ	2000000103	8/31/2012	(246.94)
88107000	CAP Move-CWIP	UZ	2000000103	8/31/2012	(1,425.14)
88107000	CAP Move-CWIP	UZ	2000000103	8/31/2012	(187.65)
88107000	CAP Move-CWIP	UZ	2000000103	8/31/2012	189.35
88107000	CAP Move-CWIP	UZ	2000000105	8/31/2012	783.26
88107000	CAP Move-CWIP	UZ	2000000117	8/31/2012	(203.85)
88107000	CAP Move-CWIP	UZ	2000000118	8/31/2012	189.35
88107000	CAP Move-CWIP	UZ	2000000118	8/31/2012	(189.35)
88107000	CAP Move-CWIP	UZ	2000000050	8/31/2012	2,827.23
88107000	CAP Move-CWIP	UZ	2000000062	8/31/2012	260.23
88107000	CAP Move-CWIP	UZ	2000000062	8/31/2012	116.92
88107000	CAP Move-CWIP	UN	2000000081	8/31/2012	(3,204.38)
88107000	CAP Move-CWIP	UZ	2000000103	8/31/2012	(20.18)
88107000	CAP Move-CWIP	UZ	2000000103	8/31/2012	(15.33)
88107000	CAP Move-CWIP	UZ	2000000103	8/31/2012	(0.71)
88107000	CAP Move-CWIP	UZ	2000000103	8/31/2012	15.48
88107000	CAP Move-CWIP	UZ	2000000117	8/31/2012	(81.80)
88107000	CAP Move-CWIP	UZ	2000000118	8/31/2012	15.48
88107000	CAP Move-CWIP	UZ	2000000118	8/31/2012	(15.48)
88107000	CAP Move-CWIP	UZ	2000000092	8/31/2012	(39.60)
88107000	CAP Move-CWIP	UZ	2000000093	8/31/2012	(51.61)
88107000	CAP Move-CWIP	UN	2000000113	8/31/2012	91.21
88107000	CAP Move-CWIP	UZ	2000000092	8/31/2012	15.13
88107000	CAP Move-CWIP	UZ	2000000092	8/31/2012	11.61
88107000	CAP Move-CWIP	UZ	2000000050	8/31/2012	833.80
88107000	CAP Move-CWIP	UZ	2000000062	8/31/2012	54.36
88107000	CAP Move-CWIP	UZ	2000000062	8/31/2012	24.42
88107000	CAP Move-CWIP	UZ	2000000093	8/31/2012	1.28
88107000	CAP Move-CWIP	UZ	2000000093	8/31/2012	1.67
88107000	CAP Move-CWIP	UZ	2000000062	8/31/2012	37.56
88107000	CAP Move-CWIP	UN	2000000081	8/31/2012	(37.56)
88107000	CAP Move-CWIP	UZ	2000000050	8/31/2012	556.50
88107000	CAP Move-CWIP	UZ	2000000062	8/31/2012	160.81
88107000	CAP Move-CWIP	UN	2000000081	8/31/2012	(717.31)
88107000	CAP Move-CWIP	UZ	2000000050	8/31/2012	222.60
88107000	CAP Move-CWIP	UZ	2000000062	8/31/2012	34.95
88107000	CAP Move-CWIP	UN	2000000081	8/31/2012	(257.55)
88107000	CAP Move-CWIP	UZ	2000000062	8/31/2012	86.56
88107000	CAP Move-CWIP	UN	2000000081	8/31/2012	(86.56)
88107000	CAP Move-CWIP	UZ	2000000105	8/31/2012	18,404.00
88107000	CAP Move-CWIP	UZ	2000000105	8/31/2012	10,600.00
88107000	CAP Move-CWIP	UZ	2000000050	8/31/2012	24,183.90
88107000	CAP Move-CWIP	UZ	2000000062	8/31/2012	2,461.34
88107000	CAP Move-CWIP	UN	2000000081	8/31/2012	(26,645.24)
88107000	CAP Move-CWIP	UZ	2000000103	8/31/2012	(77.82)
88107000	CAP Move-CWIP	UZ	2000000103	8/31/2012	(3.61)
88107000	CAP Move-CWIP	UZ	2000000103	8/31/2012	(1,368.90)
88107000	CAP Move-CWIP	UZ	2000000103	8/31/2012	78.51
88107000	CAP Move-CWIP	UZ	2000000103	8/31/2012	(102.40)
88107000	CAP Move-CWIP	UZ	2000000117	8/31/2012	(38.37)
88107000	CAP Move-CWIP	UZ	2000000118	8/31/2012	78.51
88107000	CAP Move-CWIP	UZ	2000000118	8/31/2012	(78.51)
88107000	CAP Move-CWIP	UZ	2000000050	8/31/2012	604.20
88107000	CAP Move-CWIP	UZ	2000000062	8/31/2012	168.87
88107000	CAP Move-CWIP	UN	2000000081	8/31/2012	(773.07)
88107000	CAP Move-CWIP	UZ	2000000050	8/31/2012	409.27
88107000	CAP Move-CWIP	UZ	2000000062	8/31/2012	26.68
88107000	CAP Move-CWIP	UZ	2000000062	8/31/2012	3.99
88107000	CAP Move-CWIP	UN	2000000081	8/31/2012	(439.94)
88107000	CAP Move-CWIP	UZ	2000000050	8/31/2012	1,691.31
88107000	CAP Move-CWIP	UZ	2000000050	8/31/2012	3,389.08
88107000	CAP Move-CWIP	UZ	2000000062	8/31/2012	711.00
88107000	CAP Move-CWIP	UZ	2000000062	8/31/2012	106.24



Kentucky American Water Company  
Case No. 2012-00520  
Response to PSC DR1, Item 31

Account	Description	Doc Type	Document Number	Posting Date	Amount
88107000	CAP Move-CWIP	UN	2000000081	8/31/2012	(5,897.63)
88107000	CAP Move-CWIP	UZ	2000000103	8/31/2012	(76.91)
88107000	CAP Move-CWIP	UZ	2000000103	8/31/2012	(3.57)
88107000	CAP Move-CWIP	UZ	2000000103	8/31/2012	(152.04)
88107000	CAP Move-CWIP	UZ	2000000103	8/31/2012	(101.21)
88107000	CAP Move-CWIP	UZ	2000000103	8/31/2012	77.60
88107000	CAP Move-CWIP	UZ	2000000105	8/31/2012	551.37
88107000	CAP Move-CWIP	UZ	2000000107	8/31/2012	73,950.00
88107000	CAP Move-CWIP	UZ	2000000117	8/31/2012	(136.98)
88107000	CAP Move-CWIP	UZ	2000000118	8/31/2012	77.60
88107000	CAP Move-CWIP	UZ	2000000118	8/31/2012	(77.60)
88107000	CAP Move-CWIP	UZ	2000000050	8/31/2012	622.48
88107000	CAP Move-CWIP	UZ	2000000062	8/31/2012	50.76
88107000	CAP Move-CWIP	UZ	2000000062	8/31/2012	7.59
88107000	CAP Move-CWIP	UN	2000000081	8/31/2012	(680.83)
88107000	CAP Move-CWIP	UZ	2000000107	8/31/2012	4,350.00
88107000	CAP Move-CWIP	UZ	2000000062	8/31/2012	216.35
88107000	CAP Move-CWIP	UZ	2000000062	8/31/2012	32.33
88107000	CAP Move-CWIP	UN	2000000081	8/31/2012	(248.68)
88107000	CAP Move-CWIP	UP	2000000085	8/31/2012	3,124.30
88107000	CAP Move-CWIP	UP	2000000085	8/31/2012	(3,124.30)
88107000	CAP Move-CWIP	UZ	2000000103	8/31/2012	(93.34)
88107000	CAP Move-CWIP	UZ	2000000103	8/31/2012	(70.93)
88107000	CAP Move-CWIP	UZ	2000000103	8/31/2012	71.57
88107000	CAP Move-CWIP	UZ	2000000103	8/31/2012	(3.29)
88107000	CAP Move-CWIP	UZ	2000000118	8/31/2012	71.57
88107000	CAP Move-CWIP	UZ	2000000118	8/31/2012	(71.57)
88107000	CAP Move-CWIP	UZ	2000000107	8/31/2012	43,500.00
88107000	CAP Move-CWIP	UZ	2000000107	8/31/2012	53,940.00
88107000	CAP Move-CWIP	UZ	2000000050	8/31/2012	74,398.50
88107000	CAP Move-CWIP	UZ	2000000062	8/31/2012	5,672.53
88107000	CAP Move-CWIP	UZ	2000000062	8/31/2012	847.62
88107000	CAP Move-CWIP	UN	2000000081	8/31/2012	(80,918.65)
88107000	CAP Move-CWIP	UZ	2000000103	8/31/2012	(2,118.90)
88107000	CAP Move-CWIP	UZ	2000000103	8/31/2012	(300.08)
88107000	CAP Move-CWIP	UZ	2000000103	8/31/2012	(394.88)
88107000	CAP Move-CWIP	UZ	2000000103	8/31/2012	302.78
88107000	CAP Move-CWIP	UZ	2000000103	8/31/2012	(13.92)
88107000	CAP Move-CWIP	UZ	2000000105	8/31/2012	71,046.29
88107000	CAP Move-CWIP	UZ	2000000117	8/31/2012	(440.02)
88107000	CAP Move-CWIP	UZ	2000000118	8/31/2012	(302.78)
88107000	CAP Move-CWIP	UZ	2000000118	8/31/2012	302.78
88107000	CAP Move-CWIP	UZ	2000000062	8/31/2012	54.55
88107000	CAP Move-CWIP	UZ	2000000062	8/31/2012	365.06
88107000	CAP Move-CWIP	UN	2000000081	8/31/2012	(419.61)
88107000	CAP Move-CWIP	UZ	2000000062	8/31/2012	26.84
88107000	CAP Move-CWIP	UZ	2000000062	8/31/2012	179.61
88107000	CAP Move-CWIP	UN	2000000081	8/31/2012	(206.45)
88107000	CAP Move-CWIP	UP	2000000085	8/31/2012	(2,929.95)
88107000	CAP Move-CWIP	UP	2000000085	8/31/2012	2,929.95
88107000	CAP Move-CWIP	UZ	2000000103	8/31/2012	(61.17)
88107000	CAP Move-CWIP	UZ	2000000103	8/31/2012	46.90
88107000	CAP Move-CWIP	UZ	2000000103	8/31/2012	(46.48)
88107000	CAP Move-CWIP	UZ	2000000103	8/31/2012	(2.16)
88107000	CAP Move-CWIP	UZ	2000000117	8/31/2012	(31.09)
88107000	CAP Move-CWIP	UZ	2000000118	8/31/2012	(46.90)
88107000	CAP Move-CWIP	UZ	2000000118	8/31/2012	46.90
88107000	CAP Move-CWIP	UZ	2000000062	8/31/2012	49.21
88107000	CAP Move-CWIP	UZ	2000000062	8/31/2012	7.36
88107000	CAP Move-CWIP	UN	2000000081	8/31/2012	(56.57)
88107000	CAP Move-CWIP	UZ	2000000103	8/31/2012	(22.86)
88107000	CAP Move-CWIP	UZ	2000000103	8/31/2012	17.53
88107000	CAP Move-CWIP	UZ	2000000103	8/31/2012	(17.37)
88107000	CAP Move-CWIP	UZ	2000000103	8/31/2012	(0.81)
88107000	CAP Move-CWIP	UZ	2000000118	8/31/2012	(17.53)
88107000	CAP Move-CWIP	UZ	2000000118	8/31/2012	17.53
88107000	CAP Move-CWIP	UZ	2000000093	8/31/2012	(1.32)
88107000	CAP Move-CWIP	UZ	2000000093	8/31/2012	(1.01)
88107000	CAP Move-CWIP	UP	2000000114	8/31/2012	2.33
88107000	CAP Move-CWIP	UZ	2000000092	8/31/2012	0.38
88107000	CAP Move-CWIP	UZ	2000000093	8/31/2012	0.30
88107000	CAP Move-CWIP	UP	2000000099	8/31/2012	13,823.35
88107000	CAP Move-CWIP	UP	2000000099	8/31/2012	(13,823.35)
88107000	CAP Move-CWIP	UZ	2000000052	8/31/2012	81,000.00
88107000	CAP Move-CWIP	UZ	2000000062	8/31/2012	250.82
88107000	CAP Move-CWIP	UZ	2000000062	8/31/2012	5,281.20
88107000	CAP Move-CWIP	UZ	2000000103	8/31/2012	(118.93)

Kentucky American Water Company  
Case No. 2012-00520  
Response to PSC DR1, Item 31

Account	Description	Doc Type	Document Number	Posting Date	Amount
88107000	CAP Move-CWIP	UZ	2000000103	8/31/2012	(90.38)
88107000	CAP Move-CWIP	UZ	2000000103	8/31/2012	(4.19)
88107000	CAP Move-CWIP	UZ	2000000103	8/31/2012	91.18
88107000	CAP Move-CWIP	UZ	2000000117	8/31/2012	(75.24)
88107000	CAP Move-CWIP	UZ	2000000118	8/31/2012	91.18
88107000	CAP Move-CWIP	UZ	2000000118	8/31/2012	(91.18)
88107000	CAP Move-CWIP	UN	2000000122	8/31/2012	(90,181.44)
88107000	CAP Move-CWIP	UZ	2000000050	8/31/2012	12,250.00
88107000	CAP Move-CWIP	UN	2000000056	8/31/2012	(12,250.00)
88107000	CAP Move-CWIP	UZ	2000000062	8/31/2012	798.70
88107000	CAP Move-CWIP	UN	2000000071	8/31/2012	(798.70)
88107000	CAP Move-CWIP	UZ	2000000062	8/31/2012	150.07
88107000	CAP Move-CWIP	UZ	2000000062	8/31/2012	98.05
88107000	CAP Move-CWIP	UZ	2000000092	8/31/2012	553.98
88107000	CAP Move-CWIP	UZ	2000000093	8/31/2012	722.15
88107000	CAP Move-CWIP	UZ	2000000103	8/31/2012	(34.96)
88107000	CAP Move-CWIP	UZ	2000000103	8/31/2012	(1.62)
88107000	CAP Move-CWIP	UZ	2000000103	8/31/2012	(46.01)
88107000	CAP Move-CWIP	UZ	2000000103	8/31/2012	35.28
88107000	CAP Move-CWIP	UZ	2000000117	8/31/2012	(81.26)
88107000	CAP Move-CWIP	UZ	2000000118	8/31/2012	(35.28)
88107000	CAP Move-CWIP	UZ	2000000118	8/31/2012	35.28
88107000	CAP Move-CWIP	UZ	2000000092	8/31/2012	33.22
88107000	CAP Move-CWIP	UZ	2000000093	8/31/2012	43.31
88107000	CAP Move-CWIP	UZ	2000000052	8/31/2012	60,000.00
88107000	CAP Move-CWIP	UZ	2000000062	8/31/2012	3,912.00
88107000	CAP Move-CWIP	UZ	2000000062	8/31/2012	120.20
88107000	CAP Move-CWIP	UZ	2000000093	8/31/2012	264.84
88107000	CAP Move-CWIP	UZ	2000000093	8/31/2012	203.16
88107000	CAP Move-CWIP	UZ	2000000103	8/31/2012	(58.63)
88107000	CAP Move-CWIP	UZ	2000000103	8/31/2012	(44.55)
88107000	CAP Move-CWIP	UZ	2000000103	8/31/2012	(2.07)
88107000	CAP Move-CWIP	UZ	2000000103	8/31/2012	44.95
88107000	CAP Move-CWIP	UZ	2000000117	8/31/2012	(21.30)
88107000	CAP Move-CWIP	UZ	2000000118	8/31/2012	44.95
88107000	CAP Move-CWIP	UZ	2000000118	8/31/2012	(44.95)
88107000	CAP Move-CWIP	UZ	2000000062	8/31/2012	35.40
88107000	CAP Move-CWIP	UZ	2000000093	8/31/2012	1.08
88107000	CAP Move-CWIP	UZ	2000000093	8/31/2012	1.41
88107000	CAP Move-CWIP	UZ	2000000103	8/31/2012	(12.56)
88107000	CAP Move-CWIP	UZ	2000000103	8/31/2012	(0.58)
88107000	CAP Move-CWIP	UZ	2000000103	8/31/2012	(16.53)
88107000	CAP Move-CWIP	UZ	2000000103	8/31/2012	12.67
88107000	CAP Move-CWIP	UZ	2000000118	8/31/2012	(12.67)
88107000	CAP Move-CWIP	UZ	2000000118	8/31/2012	12.67
88107000	CAP Move-CWIP	UZ	2000000062	8/31/2012	94.49
88107000	CAP Move-CWIP	UZ	2000000105	8/31/2012	20,000.00
88107000	CAP Move-CWIP	UN	2000000123	8/31/2012	(1,544.20)
88107000	CAP Move-CWIP	UZ	2000000062	8/31/2012	103.50
88107000	CAP Move-CWIP	UZ	2000000105	8/31/2012	20,000.00
88107000	CAP Move-CWIP	UN	2000000123	8/31/2012	(1,691.07)
88107000	CAP Move-CWIP	UZ	2000000060	8/31/2012	(11,150.00)
88107000	CAP Move-CWIP	UZ	2000000060	8/31/2012	5,575.00
88107000	CAP Move-CWIP	UZ	2000000062	8/31/2012	(363.49)
88107000	CAP Move-CWIP	UN	2000000071	8/31/2012	5,938.49
88107000	CAP Move-CWIP	UZ	2000000062	8/31/2012	(352.08)
88107000	CAP Move-CWIP	UP	2000000114	8/31/2012	(29,231.05)
88107000	CAP Move-CWIP	UP	2000000114	8/31/2012	29,231.05
88107000	CAP Move-CWIP	UP	2000000114	8/31/2012	27,936.38
88107000	CAP Move-CWIP	UP	2000000114	8/31/2012	(27,936.38)
88107000	CAP Move-CWIP	UZ	2000000105	8/31/2012	30,000.00
88107000	CAP Move-CWIP	UN	2000000113	8/31/2012	(30,000.00)
88107000	CAP Move-CWIP	UP	2000000099	8/31/2012	(11,326.07)
88107000	CAP Move-CWIP	UP	2000000099	8/31/2012	11,326.07
88107000	CAP Move-CWIP	UP	2000000099	8/31/2012	(7,446.50)
88107000	CAP Move-CWIP	UP	2000000099	8/31/2012	7,446.50
88107000	CAP Move-CWIP	UP	2000000114	8/31/2012	(7,892.45)
88107000	CAP Move-CWIP	UP	2000000114	8/31/2012	7,892.45
88107000	CAP Move-CWIP	UN	2000000113	8/31/2012	(8,976.44)
88107000	CAP Move-CWIP	UZ	2000000050	8/31/2012	39,637.00
88107000	CAP Move-CWIP	UZ	2000000062	8/31/2012	2,584.33
88107000	CAP Move-CWIP	UZ	2000000092	8/31/2012	59.64
88107000	CAP Move-CWIP	UZ	2000000093	8/31/2012	77.75
88107000	CAP Move-CWIP	UZ	2000000050	8/31/2012	21,624.00
88107000	CAP Move-CWIP	UZ	2000000062	8/31/2012	1,409.88
88107000	CAP Move-CWIP	UZ	2000000092	8/31/2012	32.25
88107000	CAP Move-CWIP	UZ	2000000093	8/31/2012	42.04

Kentucky American Water Company  
Case No. 2012-00520  
Response to PSC DR1, Item 31

Account	Description	Doc Type	Document Number	Posting Date	Amount
88107000	CAP Move-CWIP	UZ	2000000107	8/31/2012	20,000.00
88107000	CAP Move-CWIP	UN	2000000113	8/31/2012	(20,000.00)
88107000	CAP Move-CWIP	UZ	2000000093	8/31/2012	3.96
88107000	CAP Move-CWIP	UZ	2000000093	8/31/2012	5.16
88107000	CAP Move-CWIP	UZ	2000000062	8/31/2012	254.54
88107000	CAP Move-CWIP	UN	2000000071	8/31/2012	(254.54)
88107000	CAP Move-CWIP	UZ	2000000062	8/31/2012	658.80
88107000	CAP Move-CWIP	UN	2000000071	8/31/2012	(658.80)
88107000	CAP Move-CWIP	UZ	2000000092	8/31/2012	1,037.29
88107000	CAP Move-CWIP	UZ	2000000093	8/31/2012	795.73
88107000	CAP Move-CWIP	UZ	2000000107	8/31/2012	100,000.00
88107000	CAP Move-CWIP	UZ	2000000092	8/31/2012	11.55
88107000	CAP Move-CWIP	UZ	2000000092	8/31/2012	8.86
88107000	CAP Move-CWIP	UZ	2000000092	8/31/2012	152.98
88107000	CAP Move-CWIP	UZ	2000000092	8/31/2012	199.42
88107000	CAP Move-CWIP	UZ	2000000107	8/31/2012	9,405.07
88107000	CAP Move-CWIP	UZ	2000000092	8/31/2012	7.28
88107000	CAP Move-CWIP	UZ	2000000093	8/31/2012	9.49
88107000	CAP Move-CWIP	UZ	2000000107	8/31/2012	9,388.47
88107000	CAP Move-CWIP	UZ	2000000107	8/31/2012	9,500.07
88107000	CAP Move-CWIP	UZ	2000000062	8/31/2012	14.73
88107000	CAP Move-CWIP	UZ	2000000062	8/31/2012	4.16
88107000	CAP Move-CWIP	UZ	2000000103	8/31/2012	(0.24)
88107000	CAP Move-CWIP	UZ	2000000103	8/31/2012	5.26
88107000	CAP Move-CWIP	UZ	2000000103	8/31/2012	(5.22)
88107000	CAP Move-CWIP	UZ	2000000103	8/31/2012	(6.87)
88107000	CAP Move-CWIP	UZ	2000000117	8/31/2012	(26.91)
88107000	CAP Move-CWIP	UZ	2000000118	8/31/2012	5.26
88107000	CAP Move-CWIP	UZ	2000000118	8/31/2012	(5.26)
88107000	CAP Move-CWIP	UZ	2000000050	8/31/2012	101.39
88107000	CAP Move-CWIP	UZ	2000000050	8/31/2012	23.70
88107000	CAP Move-CWIP	UZ	2000000062	8/31/2012	227.48
88107000	CAP Move-CWIP	UN	2000000081	8/31/2012	(352.57)
88107000	CAP Move-CWIP	UZ	2000000103	8/31/2012	(50.38)
88107000	CAP Move-CWIP	UZ	2000000103	8/31/2012	50.83
88107000	CAP Move-CWIP	UZ	2000000103	8/31/2012	(66.29)
88107000	CAP Move-CWIP	UZ	2000000103	8/31/2012	(2.34)
88107000	CAP Move-CWIP	UZ	2000000117	8/31/2012	(133.41)
88107000	CAP Move-CWIP	UZ	2000000118	8/31/2012	50.83
88107000	CAP Move-CWIP	UZ	2000000118	8/31/2012	(50.83)
88107000	CAP Move-CWIP	UZ	2000000050	8/31/2012	13.91
88107000	CAP Move-CWIP	UZ	2000000050	8/31/2012	135.09
88107000	CAP Move-CWIP	UZ	2000000062	8/31/2012	155.04
88107000	CAP Move-CWIP	UN	2000000081	8/31/2012	(304.04)
88107000	CAP Move-CWIP	UZ	2000000103	8/31/2012	(5.02)
88107000	CAP Move-CWIP	UZ	2000000103	8/31/2012	(0.23)
88107000	CAP Move-CWIP	UZ	2000000103	8/31/2012	5.07
88107000	CAP Move-CWIP	UZ	2000000103	8/31/2012	(6.60)
88107000	CAP Move-CWIP	UZ	2000000117	8/31/2012	(8.62)
88107000	CAP Move-CWIP	UZ	2000000118	8/31/2012	5.07
88107000	CAP Move-CWIP	UZ	2000000118	8/31/2012	(5.07)
88107000	CAP Move-CWIP	UZ	2000000062	8/31/2012	388.23
88107000	CAP Move-CWIP	UN	2000000071	8/31/2012	(388.23)
88107000	CAP Move-CWIP	UZ	2000000103	8/31/2012	(184.15)
88107000	CAP Move-CWIP	UZ	2000000103	8/31/2012	(6.49)
88107000	CAP Move-CWIP	UZ	2000000103	8/31/2012	(139.94)
88107000	CAP Move-CWIP	UZ	2000000103	8/31/2012	141.20
88107000	CAP Move-CWIP	UN	2000000113	8/31/2012	189.38
88107000	CAP Move-CWIP	UZ	2000000117	8/31/2012	(300.66)
88107000	CAP Move-CWIP	UZ	2000000118	8/31/2012	(141.20)
88107000	CAP Move-CWIP	UZ	2000000118	8/31/2012	141.20
88107000	CAP Move-CWIP	UN	2000000122	8/31/2012	300.66
88107000	CAP Move-CWIP	UZ	2000000062	8/31/2012	29.05
88107000	CAP Move-CWIP	UZ	2000000092	8/31/2012	0.87
88107000	CAP Move-CWIP	UZ	2000000092	8/31/2012	0.66
88107000	CAP Move-CWIP	UP	2000000114	8/31/2012	(33,913.22)
88107000	CAP Move-CWIP	UP	2000000114	8/31/2012	33,913.22
88107000	CAP Move-CWIP	UP	2000000114	8/31/2012	54,522.26
88107000	CAP Move-CWIP	UP	2000000114	8/31/2012	(54,522.26)
88107000	CAP Move-CWIP	UZ	2000000092	8/31/2012	74.80
88107000	CAP Move-CWIP	UZ	2000000093	8/31/2012	97.51
88107000	CAP Move-CWIP	UN	2000000058	8/31/2012	(530,601.03)
88107000	CAP Move-CWIP	UZ	2000000069	8/31/2012	550.23
88107000	CAP Move-CWIP	UZ	2000000069	8/31/2012	42.81
88107000	CAP Move-CWIP	UZ	2000000070	8/31/2012	18.04
88107000	CAP Move-CWIP	UZ	2000000070	8/31/2012	6.78
88107000	CAP Move-CWIP	UZ	2000000070	8/31/2012	355.67

Kentucky American Water Company  
Case No. 2012-00520  
Response to PSC DR1, Item 31

Account	Description	Doc Type	Document Number	Posting Date	Amount
88107000	CAP Move-CWIP	UZ	2000000070	8/31/2012	18,714.47
88107000	CAP Move-CWIP	UZ	2000000077	8/31/2012	61.89
88107000	CAP Move-CWIP	UZ	2000000077	8/31/2012	12.02
88107000	CAP Move-CWIP	UZ	2000000077	8/31/2012	27.80
88107000	CAP Move-CWIP	UZ	2000000078	8/31/2012	3.20
88107000	CAP Move-CWIP	UZ	2000000078	8/31/2012	18.91
88107000	CAP Move-CWIP	UZ	2000000078	8/31/2012	3.57
88107000	CAP Move-CWIP	UZ	2000000080	8/31/2012	28.68
88107000	CAP Move-CWIP	UZ	2000000080	8/31/2012	0.73
88107000	CAP Move-CWIP	UZ	2000000080	8/31/2012	3.63
88107000	CAP Move-CWIP	UZ	2000000080	8/31/2012	11.50
88107000	CAP Move-CWIP	UZ	2000000080	8/31/2012	2.77
88107000	CAP Move-CWIP	UZ	2000000092	8/31/2012	756.75
88107000	CAP Move-CWIP	UZ	2000000093	8/31/2012	986.47
88107000	CAP Move-CWIP	UN	2000000113	8/31/2012	(21,605.92)
88107000	CAP Move-CWIP	UN	2000000058	8/31/2012	(521,014.90)
88107000	CAP Move-CWIP	UZ	2000000069	8/31/2012	11.56
88107000	CAP Move-CWIP	UZ	2000000069	8/31/2012	2.91
88107000	CAP Move-CWIP	UZ	2000000069	8/31/2012	4.52
88107000	CAP Move-CWIP	UZ	2000000069	8/31/2012	2.13
88107000	CAP Move-CWIP	UZ	2000000069	8/31/2012	98.40
88107000	CAP Move-CWIP	UZ	2000000070	8/31/2012	118.17
88107000	CAP Move-CWIP	UZ	2000000070	8/31/2012	16,283.82
88107000	CAP Move-CWIP	UZ	2000000077	8/31/2012	1.19
88107000	CAP Move-CWIP	UZ	2000000077	8/31/2012	1.21
88107000	CAP Move-CWIP	UZ	2000000077	8/31/2012	0.92
88107000	CAP Move-CWIP	UZ	2000000077	8/31/2012	1.06
88107000	CAP Move-CWIP	UZ	2000000078	8/31/2012	9.26
88107000	CAP Move-CWIP	UZ	2000000078	8/31/2012	9.56
88107000	CAP Move-CWIP	UZ	2000000078	8/31/2012	6.30
88107000	CAP Move-CWIP	UZ	2000000078	8/31/2012	20.62
88107000	CAP Move-CWIP	UZ	2000000078	8/31/2012	4.01
88107000	CAP Move-CWIP	UZ	2000000078	8/31/2012	0.25
88107000	CAP Move-CWIP	UZ	2000000080	8/31/2012	3.83
88107000	CAP Move-CWIP	UZ	2000000093	8/31/2012	965.98
88107000	CAP Move-CWIP	UZ	2000000093	8/31/2012	741.03
88107000	CAP Move-CWIP	UN	2000000113	8/31/2012	(18,286.73)
88107000	CAP Move-CWIP	UZ	2000000069	8/31/2012	4.49
88107000	CAP Move-CWIP	UZ	2000000069	8/31/2012	4.43
88107000	CAP Move-CWIP	UZ	2000000069	8/31/2012	58.50
88107000	CAP Move-CWIP	UZ	2000000092	8/31/2012	1.79
88107000	CAP Move-CWIP	UZ	2000000092	8/31/2012	2.33
88107000	CAP Move-CWIP	UN	2000000113	8/31/2012	(71.54)
88107000	CAP Move-CWIP	UZ	2000000069	8/31/2012	4.43
88107000	CAP Move-CWIP	UZ	2000000070	8/31/2012	217.44
88107000	CAP Move-CWIP	UZ	2000000070	8/31/2012	4.47
88107000	CAP Move-CWIP	UZ	2000000093	8/31/2012	5.22
88107000	CAP Move-CWIP	UZ	2000000093	8/31/2012	6.81
88107000	CAP Move-CWIP	UN	2000000113	8/31/2012	(238.37)
88107000	CAP Move-CWIP	UZ	2000000069	8/31/2012	2.31
88107000	CAP Move-CWIP	UZ	2000000093	8/31/2012	7.69
88107000	CAP Move-CWIP	UZ	2000000093	8/31/2012	10.02
88107000	CAP Move-CWIP	UN	2000000113	8/31/2012	(20.02)
88107000	CAP Move-CWIP	UZ	2000000093	8/31/2012	39.07
88107000	CAP Move-CWIP	UZ	2000000093	8/31/2012	29.97
88107000	CAP Move-CWIP	UN	2000000113	8/31/2012	(69.04)
88107000	CAP Move-CWIP	UZ	2000000092	8/31/2012	39.07
88107000	CAP Move-CWIP	UZ	2000000093	8/31/2012	29.98
88107000	CAP Move-CWIP	UN	2000000113	8/31/2012	(69.05)
88107000	CAP Move-CWIP	UZ	2000000093	8/31/2012	29.97
88107000	CAP Move-CWIP	UZ	2000000093	8/31/2012	39.07
88107000	CAP Move-CWIP	UN	2000000113	8/31/2012	(69.04)
88107000	CAP Move-CWIP	UZ	2000000092	8/31/2012	11.12
88107000	CAP Move-CWIP	UZ	2000000093	8/31/2012	8.53
88107000	CAP Move-CWIP	UN	2000000113	8/31/2012	(19.65)
88107000	CAP Move-CWIP	UZ	2000000093	8/31/2012	11.12
88107000	CAP Move-CWIP	UZ	2000000093	8/31/2012	8.53
88107000	CAP Move-CWIP	UN	2000000113	8/31/2012	(19.65)
88107000	CAP Move-CWIP	UZ	2000000092	8/31/2012	11.12
88107000	CAP Move-CWIP	UZ	2000000093	8/31/2012	8.53
88107000	CAP Move-CWIP	UN	2000000113	8/31/2012	(19.65)
88107000	CAP Move-CWIP	UZ	2000000069	8/31/2012	55.53
88107000	CAP Move-CWIP	UZ	2000000069	8/31/2012	2,077.30
88107000	CAP Move-CWIP	UZ	2000000070	8/31/2012	232.06
88107000	CAP Move-CWIP	UZ	2000000070	8/31/2012	10.61
88107000	CAP Move-CWIP	UZ	2000000070	8/31/2012	23.93
88107000	CAP Move-CWIP	UZ	2000000070	8/31/2012	97.93

Kentucky American Water Company  
Case No. 2012-00520  
Response to PSC DR1, Item 31

Account	Description	Doc Type	Document Number	Posting Date	Amount
88107000	CAP Move-CWIP	UZ	2000000070	8/31/2012	314.38
88107000	CAP Move-CWIP	UZ	2000000077	8/31/2012	2.38
88107000	CAP Move-CWIP	UZ	2000000077	8/31/2012	2.15
88107000	CAP Move-CWIP	UZ	2000000077	8/31/2012	2.44
88107000	CAP Move-CWIP	UZ	2000000078	8/31/2012	8.02
88107000	CAP Move-CWIP	UZ	2000000078	8/31/2012	1.84
88107000	CAP Move-CWIP	UZ	2000000078	8/31/2012	18.55
88107000	CAP Move-CWIP	UZ	2000000078	8/31/2012	0.49
88107000	CAP Move-CWIP	UZ	2000000080	8/31/2012	19.11
88107000	CAP Move-CWIP	UZ	2000000080	8/31/2012	41.26
88107000	CAP Move-CWIP	UZ	2000000080	8/31/2012	12.61
88107000	CAP Move-CWIP	UZ	2000000080	8/31/2012	7.67
88107000	CAP Move-CWIP	UZ	2000000092	8/31/2012	82.03
88107000	CAP Move-CWIP	UZ	2000000092	8/31/2012	62.93
88107000	CAP Move-CWIP	UN	2000000113	8/31/2012	(3,073.22)
88107000	CAP Move-CWIP	UN	2000000058	8/31/2012	(500,681.02)
88107000	CAP Move-CWIP	UZ	2000000069	8/31/2012	2.49
88107000	CAP Move-CWIP	UZ	2000000069	8/31/2012	18.13
88107000	CAP Move-CWIP	UZ	2000000069	8/31/2012	19,164.06
88107000	CAP Move-CWIP	UZ	2000000070	8/31/2012	106.39
88107000	CAP Move-CWIP	UZ	2000000070	8/31/2012	10.70
88107000	CAP Move-CWIP	UZ	2000000070	8/31/2012	165.94
88107000	CAP Move-CWIP	UZ	2000000077	8/31/2012	3.83
88107000	CAP Move-CWIP	UZ	2000000077	8/31/2012	9.56
88107000	CAP Move-CWIP	UZ	2000000077	8/31/2012	1.21
88107000	CAP Move-CWIP	UZ	2000000077	8/31/2012	1.06
88107000	CAP Move-CWIP	UZ	2000000078	8/31/2012	6.30
88107000	CAP Move-CWIP	UZ	2000000078	8/31/2012	9.26
88107000	CAP Move-CWIP	UZ	2000000078	8/31/2012	20.62
88107000	CAP Move-CWIP	UZ	2000000078	8/31/2012	1.19
88107000	CAP Move-CWIP	UZ	2000000078	8/31/2012	0.92
88107000	CAP Move-CWIP	UZ	2000000080	8/31/2012	0.25
88107000	CAP Move-CWIP	UZ	2000000080	8/31/2012	4.01
88107000	CAP Move-CWIP	UZ	2000000092	8/31/2012	714.62
88107000	CAP Move-CWIP	UZ	2000000093	8/31/2012	931.56
88107000	CAP Move-CWIP	UN	2000000113	8/31/2012	(21,172.10)
88107000	CAP Move-CWIP	UZ	2000000069	8/31/2012	702.24
88107000	CAP Move-CWIP	UZ	2000000069	8/31/2012	0.20
88107000	CAP Move-CWIP	UZ	2000000069	8/31/2012	24.35
88107000	CAP Move-CWIP	UZ	2000000070	8/31/2012	14.53
88107000	CAP Move-CWIP	UZ	2000000070	8/31/2012	218.23
88107000	CAP Move-CWIP	UZ	2000000070	8/31/2012	14.87
88107000	CAP Move-CWIP	UZ	2000000077	8/31/2012	1.84
88107000	CAP Move-CWIP	UZ	2000000078	8/31/2012	2.38
88107000	CAP Move-CWIP	UZ	2000000078	8/31/2012	2.44
88107000	CAP Move-CWIP	UZ	2000000078	8/31/2012	2.15
88107000	CAP Move-CWIP	UZ	2000000078	8/31/2012	0.49
88107000	CAP Move-CWIP	UZ	2000000080	8/31/2012	41.26
88107000	CAP Move-CWIP	UZ	2000000080	8/31/2012	18.55
88107000	CAP Move-CWIP	UZ	2000000080	8/31/2012	7.67
88107000	CAP Move-CWIP	UZ	2000000080	8/31/2012	19.11
88107000	CAP Move-CWIP	UZ	2000000080	8/31/2012	8.02
88107000	CAP Move-CWIP	UZ	2000000080	8/31/2012	12.61
88107000	CAP Move-CWIP	UZ	2000000092	8/31/2012	33.50
88107000	CAP Move-CWIP	UZ	2000000093	8/31/2012	25.70
88107000	CAP Move-CWIP	UN	2000000113	8/31/2012	(1,150.14)
88107000	CAP Move-CWIP	UZ	2000000069	8/31/2012	186.86
88107000	CAP Move-CWIP	UZ	2000000069	8/31/2012	9.65
88107000	CAP Move-CWIP	UZ	2000000069	8/31/2012	336.41
88107000	CAP Move-CWIP	UZ	2000000069	8/31/2012	11.86
88107000	CAP Move-CWIP	UZ	2000000069	8/31/2012	91.99
88107000	CAP Move-CWIP	UZ	2000000070	8/31/2012	20.55
88107000	CAP Move-CWIP	UZ	2000000070	8/31/2012	702.24
88107000	CAP Move-CWIP	UZ	2000000077	8/31/2012	1.19
88107000	CAP Move-CWIP	UZ	2000000077	8/31/2012	0.92
88107000	CAP Move-CWIP	UZ	2000000077	8/31/2012	20.62
88107000	CAP Move-CWIP	UZ	2000000078	8/31/2012	1.21
88107000	CAP Move-CWIP	UZ	2000000078	8/31/2012	9.56
88107000	CAP Move-CWIP	UZ	2000000078	8/31/2012	4.01
88107000	CAP Move-CWIP	UZ	2000000078	8/31/2012	0.25
88107000	CAP Move-CWIP	UZ	2000000078	8/31/2012	6.30
88107000	CAP Move-CWIP	UZ	2000000078	8/31/2012	3.83
88107000	CAP Move-CWIP	UZ	2000000080	8/31/2012	1.06
88107000	CAP Move-CWIP	UZ	2000000080	8/31/2012	9.26
88107000	CAP Move-CWIP	UZ	2000000092	8/31/2012	26.25
88107000	CAP Move-CWIP	UZ	2000000093	8/31/2012	34.21
88107000	CAP Move-CWIP	UN	2000000113	8/31/2012	(1,478.23)

Kentucky American Water Company  
Case No. 2012-00520  
Response to PSC DR1, Item 31

Account	Description	Doc Type	Document Number	Posting Date	Amount
88107000	CAP Move-CWIP	UZ	2000000069	8/31/2012	0.20
88107000	CAP Move-CWIP	UZ	2000000069	8/31/2012	50.23
88107000	CAP Move-CWIP	UZ	2000000069	8/31/2012	18.19
88107000	CAP Move-CWIP	UZ	2000000069	8/31/2012	338.30
88107000	CAP Move-CWIP	UZ	2000000070	8/31/2012	24.27
88107000	CAP Move-CWIP	UZ	2000000070	8/31/2012	702.24
88107000	CAP Move-CWIP	UZ	2000000077	8/31/2012	28.68
88107000	CAP Move-CWIP	UZ	2000000077	8/31/2012	12.02
88107000	CAP Move-CWIP	UZ	2000000078	8/31/2012	0.73
88107000	CAP Move-CWIP	UZ	2000000078	8/31/2012	3.20
88107000	CAP Move-CWIP	UZ	2000000078	8/31/2012	2.77
88107000	CAP Move-CWIP	UZ	2000000078	8/31/2012	27.80
88107000	CAP Move-CWIP	UZ	2000000078	8/31/2012	61.89
88107000	CAP Move-CWIP	UZ	2000000078	8/31/2012	3.63
88107000	CAP Move-CWIP	UZ	2000000080	8/31/2012	3.57
88107000	CAP Move-CWIP	UZ	2000000080	8/31/2012	18.91
88107000	CAP Move-CWIP	UZ	2000000080	8/31/2012	11.50
88107000	CAP Move-CWIP	UZ	2000000093	8/31/2012	22.67
88107000	CAP Move-CWIP	UZ	2000000093	8/31/2012	29.55
88107000	CAP Move-CWIP	UN	2000000113	8/31/2012	(1,360.35)
88107000	CAP Move-CWIP	UZ	2000000069	8/31/2012	16.75
88107000	CAP Move-CWIP	UZ	2000000070	8/31/2012	26.01
88107000	CAP Move-CWIP	UZ	2000000070	8/31/2012	232.06
88107000	CAP Move-CWIP	UZ	2000000070	8/31/2012	28.63
88107000	CAP Move-CWIP	UZ	2000000070	8/31/2012	358.53
88107000	CAP Move-CWIP	UZ	2000000070	8/31/2012	63.74
88107000	CAP Move-CWIP	UZ	2000000070	8/31/2012	310.68
88107000	CAP Move-CWIP	UZ	2000000077	8/31/2012	27.80
88107000	CAP Move-CWIP	UZ	2000000077	8/31/2012	3.63
88107000	CAP Move-CWIP	UZ	2000000077	8/31/2012	3.20
88107000	CAP Move-CWIP	UZ	2000000078	8/31/2012	0.73
88107000	CAP Move-CWIP	UZ	2000000078	8/31/2012	61.89
88107000	CAP Move-CWIP	UZ	2000000078	8/31/2012	28.68
88107000	CAP Move-CWIP	UZ	2000000078	8/31/2012	2.77
88107000	CAP Move-CWIP	UZ	2000000078	8/31/2012	11.50
88107000	CAP Move-CWIP	UZ	2000000080	8/31/2012	12.02
88107000	CAP Move-CWIP	UZ	2000000092	8/31/2012	92.60
88107000	CAP Move-CWIP	UZ	2000000092	8/31/2012	71.03
88107000	CAP Move-CWIP	UN	2000000113	8/31/2012	(1,374.73)
88107000	CAP Move-CWIP	UZ	2000000069	8/31/2012	232.06
88107000	CAP Move-CWIP	UZ	2000000069	8/31/2012	28.63
88107000	CAP Move-CWIP	UZ	2000000070	8/31/2012	1,535.22
88107000	CAP Move-CWIP	UZ	2000000070	8/31/2012	411.65
88107000	CAP Move-CWIP	UZ	2000000070	8/31/2012	31.20
88107000	CAP Move-CWIP	UZ	2000000070	8/31/2012	30.86
88107000	CAP Move-CWIP	UZ	2000000070	8/31/2012	36.70
88107000	CAP Move-CWIP	UZ	2000000077	8/31/2012	0.73
88107000	CAP Move-CWIP	UZ	2000000078	8/31/2012	28.68
88107000	CAP Move-CWIP	UZ	2000000078	8/31/2012	2.77
88107000	CAP Move-CWIP	UZ	2000000078	8/31/2012	11.50
88107000	CAP Move-CWIP	UZ	2000000078	8/31/2012	61.89
88107000	CAP Move-CWIP	UZ	2000000078	8/31/2012	3.57
88107000	CAP Move-CWIP	UZ	2000000078	8/31/2012	12.02
88107000	CAP Move-CWIP	UZ	2000000080	8/31/2012	3.20
88107000	CAP Move-CWIP	UZ	2000000080	8/31/2012	3.63
88107000	CAP Move-CWIP	UZ	2000000080	8/31/2012	18.91
88107000	CAP Move-CWIP	UZ	2000000080	8/31/2012	27.80
88107000	CAP Move-CWIP	UZ	2000000093	8/31/2012	90.67
88107000	CAP Move-CWIP	UZ	2000000093	8/31/2012	69.55
88107000	CAP Move-CWIP	UN	2000000113	8/31/2012	(2,641.24)
88107000	CAP Move-CWIP	UZ	2000000069	8/31/2012	1,904.21
88107000	CAP Move-CWIP	UZ	2000000069	8/31/2012	87.03
88107000	CAP Move-CWIP	UZ	2000000069	8/31/2012	49.22
88107000	CAP Move-CWIP	UZ	2000000069	8/31/2012	61.65
88107000	CAP Move-CWIP	UZ	2000000070	8/31/2012	128.87
88107000	CAP Move-CWIP	UZ	2000000070	8/31/2012	1,100.96
88107000	CAP Move-CWIP	UZ	2000000077	8/31/2012	10.70
88107000	CAP Move-CWIP	UZ	2000000077	8/31/2012	8.30
88107000	CAP Move-CWIP	UZ	2000000078	8/31/2012	56.73
88107000	CAP Move-CWIP	UZ	2000000078	8/31/2012	185.66
88107000	CAP Move-CWIP	UZ	2000000078	8/31/2012	2.18
88107000	CAP Move-CWIP	UZ	2000000078	8/31/2012	10.93
88107000	CAP Move-CWIP	UZ	2000000078	8/31/2012	34.51
88107000	CAP Move-CWIP	UZ	2000000078	8/31/2012	9.59
88107000	CAP Move-CWIP	UZ	2000000078	8/31/2012	86.02

Kentucky American Water Company  
Case No. 2012-00520  
Response to PSC DR1, Item 31

Account	Description	Doc Type	Document Number	Posting Date	Amount
88107000	CAP Move-CWIP	UZ	2000000078	8/31/2012	83.47
88107000	CAP Move-CWIP	UZ	2000000080	8/31/2012	36.07
88107000	CAP Move-CWIP	UZ	2000000093	8/31/2012	112.74
88107000	CAP Move-CWIP	UZ	2000000093	8/31/2012	146.97
88107000	CAP Move-CWIP	UZ	2000000069	8/31/2012	117.78
88107000	CAP Move-CWIP	UZ	2000000069	8/31/2012	1,653.11
88107000	CAP Move-CWIP	UZ	2000000069	8/31/2012	212.93
88107000	CAP Move-CWIP	UZ	2000000070	8/31/2012	42.40
88107000	CAP Move-CWIP	UZ	2000000070	8/31/2012	1,518.92
88107000	CAP Move-CWIP	UZ	2000000070	8/31/2012	111.38
88107000	CAP Move-CWIP	UZ	2000000077	8/31/2012	247.56
88107000	CAP Move-CWIP	UZ	2000000077	8/31/2012	75.64
88107000	CAP Move-CWIP	UZ	2000000078	8/31/2012	46.01
88107000	CAP Move-CWIP	UZ	2000000078	8/31/2012	111.32
88107000	CAP Move-CWIP	UZ	2000000078	8/31/2012	14.25
88107000	CAP Move-CWIP	UZ	2000000078	8/31/2012	114.69
88107000	CAP Move-CWIP	UZ	2000000078	8/31/2012	12.78
88107000	CAP Move-CWIP	UZ	2000000078	8/31/2012	11.07
88107000	CAP Move-CWIP	UZ	2000000078	8/31/2012	14.58
88107000	CAP Move-CWIP	UZ	2000000080	8/31/2012	2.91
88107000	CAP Move-CWIP	UZ	2000000080	8/31/2012	48.09
88107000	CAP Move-CWIP	UZ	2000000092	8/31/2012	158.19
88107000	CAP Move-CWIP	UZ	2000000092	8/31/2012	206.22
88107000	CAP Move-CWIP	UZ	2000000092	8/31/2012	103.04
88107000	CAP Move-CWIP	UZ	2000000093	8/31/2012	79.05
88107000	CAP Move-CWIP	UZ	2000000092	8/31/2012	131.45
88107000	CAP Move-CWIP	UZ	2000000093	8/31/2012	100.84
88107000	CAP Move-CWIP	UZ	2000000093	8/31/2012	17.02
88107000	CAP Move-CWIP	UZ	2000000093	8/31/2012	22.18
88107000	CAP Move-CWIP	UZ	2000000069	8/31/2012	34.03
88107000	CAP Move-CWIP	UZ	2000000069	8/31/2012	0.20
88107000	CAP Move-CWIP	UZ	2000000069	8/31/2012	16.40
88107000	CAP Move-CWIP	UZ	2000000070	8/31/2012	351.54
88107000	CAP Move-CWIP	UZ	2000000070	8/31/2012	702.24
88107000	CAP Move-CWIP	UZ	2000000070	8/31/2012	21.44
88107000	CAP Move-CWIP	UZ	2000000077	8/31/2012	12.02
88107000	CAP Move-CWIP	UZ	2000000077	8/31/2012	18.91
88107000	CAP Move-CWIP	UZ	2000000077	8/31/2012	27.80
88107000	CAP Move-CWIP	UZ	2000000077	8/31/2012	11.50
88107000	CAP Move-CWIP	UZ	2000000077	8/31/2012	3.63
88107000	CAP Move-CWIP	UZ	2000000078	8/31/2012	0.73
88107000	CAP Move-CWIP	UZ	2000000078	8/31/2012	3.57
88107000	CAP Move-CWIP	UZ	2000000078	8/31/2012	2.77
88107000	CAP Move-CWIP	UZ	2000000078	8/31/2012	28.68
88107000	CAP Move-CWIP	UZ	2000000078	8/31/2012	61.89
88107000	CAP Move-CWIP	UZ	2000000078	8/31/2012	3.20
88107000	CAP Move-CWIP	UZ	2000000093	8/31/2012	52.88
88107000	CAP Move-CWIP	UZ	2000000093	8/31/2012	68.94
88107000	CAP Move-CWIP	UZ	2000000092	8/31/2012	3.88
88107000	CAP Move-CWIP	UZ	2000000092	8/31/2012	5.06
88107000	CAP Move-CWIP	UZ	2000000093	8/31/2012	44.47
88107000	CAP Move-CWIP	UZ	2000000093	8/31/2012	34.11
88107000	CAP Move-CWIP	UZ	2000000069	8/31/2012	102.63
88107000	CAP Move-CWIP	UZ	2000000069	8/31/2012	6.44
88107000	CAP Move-CWIP	UZ	2000000069	8/31/2012	23.98
88107000	CAP Move-CWIP	UZ	2000000070	8/31/2012	8.34
88107000	CAP Move-CWIP	UZ	2000000070	8/31/2012	122.42
88107000	CAP Move-CWIP	UZ	2000000070	8/31/2012	99,691.72
88107000	CAP Move-CWIP	UZ	2000000077	8/31/2012	9.56
88107000	CAP Move-CWIP	UZ	2000000077	8/31/2012	1.19
88107000	CAP Move-CWIP	UZ	2000000077	8/31/2012	6.30
88107000	CAP Move-CWIP	UZ	2000000077	8/31/2012	4.01
88107000	CAP Move-CWIP	UZ	2000000077	8/31/2012	20.62
88107000	CAP Move-CWIP	UZ	2000000078	8/31/2012	9.26
88107000	CAP Move-CWIP	UZ	2000000078	8/31/2012	1.21
88107000	CAP Move-CWIP	UZ	2000000080	8/31/2012	0.25
88107000	CAP Move-CWIP	UZ	2000000080	8/31/2012	1.06
88107000	CAP Move-CWIP	UZ	2000000080	8/31/2012	3.83
88107000	CAP Move-CWIP	UZ	2000000080	8/31/2012	0.92
88107000	CAP Move-CWIP	UZ	2000000092	8/31/2012	2,434.12
88107000	CAP Move-CWIP	UZ	2000000093	8/31/2012	1,867.27
88107000	CAP Move-CWIP	UZ	2000000069	8/31/2012	188.01
88107000	CAP Move-CWIP	UZ	2000000069	8/31/2012	3.50
88107000	CAP Move-CWIP	UZ	2000000069	8/31/2012	46.64
88107000	CAP Move-CWIP	UZ	2000000070	8/31/2012	1.16
88107000	CAP Move-CWIP	UZ	2000000070	8/31/2012	6.28
88107000	CAP Move-CWIP	UZ	2000000070	8/31/2012	103,009.41

Kentucky American Water Company  
Case No. 2012-00520  
Response to PSC DR1, Item 31

Account	Description	Doc Type	Document Number	Posting Date	Amount
88107000	CAP Move-CWIP	UZ	2000000093	8/31/2012	2,321.32
88107000	CAP Move-CWIP	UZ	2000000093	8/31/2012	3,026.00
88107000	CAP Move-CWIP	UZ	2000000069	8/31/2012	181.86
88107000	CAP Move-CWIP	UZ	2000000093	8/31/2012	16.92
88107000	CAP Move-CWIP	UZ	2000000093	8/31/2012	22.06
88107000	CAP Move-CWIP	UZ	2000000069	8/31/2012	39.37
88107000	CAP Move-CWIP	UZ	2000000069	8/31/2012	747.12
88107000	CAP Move-CWIP	UZ	2000000070	8/31/2012	6.67
88107000	CAP Move-CWIP	UZ	2000000070	8/31/2012	702.24
88107000	CAP Move-CWIP	UZ	2000000070	8/31/2012	52.47
88107000	CAP Move-CWIP	UZ	2000000070	8/31/2012	152.36
88107000	CAP Move-CWIP	UZ	2000000077	8/31/2012	64.56
88107000	CAP Move-CWIP	UZ	2000000077	8/31/2012	24.35
88107000	CAP Move-CWIP	UZ	2000000077	8/31/2012	19.17
88107000	CAP Move-CWIP	UZ	2000000077	8/31/2012	102.69
88107000	CAP Move-CWIP	UZ	2000000077	8/31/2012	31.52
88107000	CAP Move-CWIP	UZ	2000000077	8/31/2012	6.75
88107000	CAP Move-CWIP	UZ	2000000078	8/31/2012	26.32
88107000	CAP Move-CWIP	UZ	2000000078	8/31/2012	109.11
88107000	CAP Move-CWIP	UZ	2000000078	8/31/2012	(0.01)
88107000	CAP Move-CWIP	UZ	2000000078	8/31/2012	6.65
88107000	CAP Move-CWIP	UZ	2000000078	8/31/2012	2.73
88107000	CAP Move-CWIP	UZ	2000000080	8/31/2012	(0.17)
88107000	CAP Move-CWIP	UZ	2000000080	8/31/2012	6.66
88107000	CAP Move-CWIP	UZ	2000000092	8/31/2012	59.20
88107000	CAP Move-CWIP	UZ	2000000092	8/31/2012	77.18
88107000	CAP Move-CWIP	UN	2000000071	8/31/2012	3,707.43
88107000	CAP Move-CWIP	UZ	2000000093	8/31/2012	6.77
88107000	CAP Move-CWIP	UZ	2000000093	8/31/2012	5.19
88107000	CAP Move-CWIP	UN	2000000113	8/31/2012	(3,719.39)
88107000	CAP Move-CWIP	UN	2000000071	8/31/2012	2,853.11
88107000	CAP Move-CWIP	UZ	2000000093	8/31/2012	5.21
88107000	CAP Move-CWIP	UZ	2000000093	8/31/2012	3.99
88107000	CAP Move-CWIP	UN	2000000113	8/31/2012	(2,862.31)
88107000	CAP Move-CWIP	UN	2000000071	8/31/2012	5,280.22
88107000	CAP Move-CWIP	UZ	2000000093	8/31/2012	9.64
88107000	CAP Move-CWIP	UZ	2000000093	8/31/2012	7.39
88107000	CAP Move-CWIP	UN	2000000113	8/31/2012	(5,297.25)
88107000	CAP Move-CWIP	UN	2000000071	8/31/2012	85,295.75
88107000	CAP Move-CWIP	UZ	2000000092	8/31/2012	119.41
88107000	CAP Move-CWIP	UZ	2000000093	8/31/2012	155.66
88107000	CAP Move-CWIP	UN	2000000113	8/31/2012	(85,570.82)
88107000	CAP Move-CWIP	UN	2000000058	8/31/2012	(102,954.00)
88107000	CAP Move-CWIP	UN	2000000071	8/31/2012	102,954.00
88107000	CAP Move-CWIP	UZ	2000000092	8/31/2012	187.89
88107000	CAP Move-CWIP	UZ	2000000092	8/31/2012	144.14
88107000	CAP Move-CWIP	UN	2000000113	8/31/2012	(103,286.03)
88107000	CAP Move-CWIP	UN	2000000058	8/31/2012	(130,155.70)
88107000	CAP Move-CWIP	UN	2000000071	8/31/2012	130,155.70
88107000	CAP Move-CWIP	UZ	2000000093	8/31/2012	237.53
88107000	CAP Move-CWIP	UZ	2000000093	8/31/2012	182.22
88107000	CAP Move-CWIP	UN	2000000113	8/31/2012	(130,575.45)
88107000	CAP Move-CWIP	UZ	2000000092	8/31/2012	484.07
88107000	CAP Move-CWIP	UZ	2000000093	8/31/2012	631.02
88107000	CAP Move-CWIP	UZ	2000000093	8/31/2012	12.59
88107000	CAP Move-CWIP	UZ	2000000093	8/31/2012	9.66
88107000	CAP Move-CWIP	UZ	2000000092	8/31/2012	9.40
88107000	CAP Move-CWIP	UZ	2000000093	8/31/2012	7.21
88107000	CAP Move-CWIP	UZ	2000000092	8/31/2012	15.18
88107000	CAP Move-CWIP	UZ	2000000093	8/31/2012	19.79
88107000	CAP Move-CWIP	UZ	2000000093	8/31/2012	1,221.21
88107000	CAP Move-CWIP	UZ	2000000093	8/31/2012	1,591.94
88107000	CAP Move-CWIP	UZ	2000000069	8/31/2012	2.88
88107000	CAP Move-CWIP	UZ	2000000069	8/31/2012	0.45
88107000	CAP Move-CWIP	UZ	2000000069	8/31/2012	0.21
88107000	CAP Move-CWIP	UZ	2000000070	8/31/2012	0.26
88107000	CAP Move-CWIP	UZ	2000000093	8/31/2012	260.42
88107000	CAP Move-CWIP	UZ	2000000093	8/31/2012	199.77
88107000	CAP Move-CWIP	UZ	2000000069	8/31/2012	4.41
88107000	CAP Move-CWIP	UZ	2000000069	8/31/2012	176.23
88107000	CAP Move-CWIP	UZ	2000000070	8/31/2012	14.17
88107000	CAP Move-CWIP	UZ	2000000070	8/31/2012	13.07
88107000	CAP Move-CWIP	UN	2000000071	8/31/2012	1,668.26
88107000	CAP Move-CWIP	UZ	2000000077	8/31/2012	1.06
88107000	CAP Move-CWIP	UZ	2000000077	8/31/2012	1.21
88107000	CAP Move-CWIP	UZ	2000000077	8/31/2012	9.56
88107000	CAP Move-CWIP	UZ	2000000078	8/31/2012	0.92



Kentucky American Water Company  
Case No. 2012-00520  
Response to PSC DR1, Item 31

Account	Description	Doc Type	Document Number	Posting Date	Amount
88107000	CAP Move-CWIP	UZ	2000000078	8/31/2012	1.19
88107000	CAP Move-CWIP	UZ	2000000078	8/31/2012	6.30
88107000	CAP Move-CWIP	UZ	2000000078	8/31/2012	4.01
88107000	CAP Move-CWIP	UZ	2000000078	8/31/2012	3.83
88107000	CAP Move-CWIP	UZ	2000000078	8/31/2012	0.25
88107000	CAP Move-CWIP	UZ	2000000078	8/31/2012	20.62
88107000	CAP Move-CWIP	UZ	2000000080	8/31/2012	9.26
88107000	CAP Move-CWIP	UZ	2000000093	8/31/2012	3.29
88107000	CAP Move-CWIP	UZ	2000000093	8/31/2012	2.52
88107000	CAP Move-CWIP	UN	2000000113	8/31/2012	(1,940.16)
88107000	CAP Move-CWIP	UZ	2000000069	8/31/2012	1,480.49
88107000	CAP Move-CWIP	UZ	2000000070	8/31/2012	420.57
88107000	CAP Move-CWIP	UN	2000000071	8/31/2012	46,940.74
88107000	CAP Move-CWIP	UZ	2000000093	8/31/2012	67.05
88107000	CAP Move-CWIP	UZ	2000000093	8/31/2012	87.40
88107000	CAP Move-CWIP	UN	2000000113	8/31/2012	(48,996.25)
88107000	CAP Move-CWIP	UZ	2000000069	8/31/2012	13.08
88107000	CAP Move-CWIP	UZ	2000000069	8/31/2012	176.23
88107000	CAP Move-CWIP	UZ	2000000070	8/31/2012	4.41
88107000	CAP Move-CWIP	UZ	2000000070	8/31/2012	14.18
88107000	CAP Move-CWIP	UN	2000000071	8/31/2012	10,856.14
88107000	CAP Move-CWIP	UZ	2000000077	8/31/2012	1.19
88107000	CAP Move-CWIP	UZ	2000000077	8/31/2012	3.83
88107000	CAP Move-CWIP	UZ	2000000077	8/31/2012	1.06
88107000	CAP Move-CWIP	UZ	2000000077	8/31/2012	9.56
88107000	CAP Move-CWIP	UZ	2000000078	8/31/2012	20.62
88107000	CAP Move-CWIP	UZ	2000000078	8/31/2012	9.26
88107000	CAP Move-CWIP	UZ	2000000078	8/31/2012	4.01
88107000	CAP Move-CWIP	UZ	2000000078	8/31/2012	1.21
88107000	CAP Move-CWIP	UZ	2000000078	8/31/2012	6.30
88107000	CAP Move-CWIP	UZ	2000000080	8/31/2012	0.92
88107000	CAP Move-CWIP	UZ	2000000080	8/31/2012	0.25
88107000	CAP Move-CWIP	UZ	2000000093	8/31/2012	15.38
88107000	CAP Move-CWIP	UZ	2000000093	8/31/2012	20.06
88107000	CAP Move-CWIP	UN	2000000113	8/31/2012	(11,157.69)
88107000	CAP Move-CWIP	UZ	2000000092	8/31/2012	3.05
88107000	CAP Move-CWIP	UZ	2000000093	8/31/2012	2.34
88107000	CAP Move-CWIP	UN	2000000113	8/31/2012	(5.39)
88107000	CAP Move-CWIP	UZ	2000000092	8/31/2012	2.77
88107000	CAP Move-CWIP	UZ	2000000093	8/31/2012	3.61
88107000	CAP Move-CWIP	UN	2000000113	8/31/2012	(6.38)
88107000	CAP Move-CWIP	UZ	2000000069	8/31/2012	148.80
88107000	CAP Move-CWIP	UZ	2000000070	8/31/2012	10.96
88107000	CAP Move-CWIP	UZ	2000000070	8/31/2012	18.92
88107000	CAP Move-CWIP	UZ	2000000070	8/31/2012	3.72
88107000	CAP Move-CWIP	UZ	2000000078	8/31/2012	2.26
88107000	CAP Move-CWIP	UZ	2000000078	8/31/2012	5.50
88107000	CAP Move-CWIP	UZ	2000000078	8/31/2012	5.35
88107000	CAP Move-CWIP	UZ	2000000078	8/31/2012	8.94
88107000	CAP Move-CWIP	UZ	2000000078	8/31/2012	14.80
88107000	CAP Move-CWIP	UZ	2000000078	8/31/2012	13.05
88107000	CAP Move-CWIP	UZ	2000000078	8/31/2012	11.37
88107000	CAP Move-CWIP	UZ	2000000078	8/31/2012	9.52
88107000	CAP Move-CWIP	UZ	2000000080	8/31/2012	16.61
88107000	CAP Move-CWIP	UZ	2000000080	8/31/2012	(0.70)
88107000	CAP Move-CWIP	UZ	2000000080	8/31/2012	1.57
88107000	CAP Move-CWIP	UZ	2000000080	8/31/2012	0.52
88107000	CAP Move-CWIP	UZ	2000000092	8/31/2012	8.50
88107000	CAP Move-CWIP	UZ	2000000092	8/31/2012	11.08
88107000	CAP Move-CWIP	UN	2000000113	8/31/2012	(290.77)
88107000	CAP Move-CWIP	UZ	2000000069	8/31/2012	4.32
88107000	CAP Move-CWIP	UZ	2000000069	8/31/2012	46.40
88107000	CAP Move-CWIP	UZ	2000000070	8/31/2012	172.79
88107000	CAP Move-CWIP	UZ	2000000070	8/31/2012	13.41
88107000	CAP Move-CWIP	UZ	2000000077	8/31/2012	3.83
88107000	CAP Move-CWIP	UZ	2000000077	8/31/2012	9.26
88107000	CAP Move-CWIP	UZ	2000000077	8/31/2012	20.62
88107000	CAP Move-CWIP	UZ	2000000078	8/31/2012	0.25
88107000	CAP Move-CWIP	UZ	2000000078	8/31/2012	9.56
88107000	CAP Move-CWIP	UZ	2000000078	8/31/2012	4.01
88107000	CAP Move-CWIP	UZ	2000000078	8/31/2012	1.21
88107000	CAP Move-CWIP	UZ	2000000078	8/31/2012	1.06
88107000	CAP Move-CWIP	UZ	2000000078	8/31/2012	0.92
88107000	CAP Move-CWIP	UZ	2000000080	8/31/2012	6.30
88107000	CAP Move-CWIP	UZ	2000000080	8/31/2012	1.19
88107000	CAP Move-CWIP	UZ	2000000093	8/31/2012	9.24
88107000	CAP Move-CWIP	UZ	2000000093	8/31/2012	7.09

Kentucky American Water Company  
Case No. 2012-00520  
Response to PSC DR1, Item 31

Account	Description	Doc Type	Document Number	Posting Date	Amount
88107000	CAP Move-CWIP	UZ	2000000069	8/31/2012	5.44
88107000	CAP Move-CWIP	UZ	2000000069	8/31/2012	3.85
88107000	CAP Move-CWIP	UZ	2000000070	8/31/2012	1.29
88107000	CAP Move-CWIP	UZ	2000000070	8/31/2012	51.44
88107000	CAP Move-CWIP	UZ	2000000092	8/31/2012	9.75
88107000	CAP Move-CWIP	UZ	2000000093	8/31/2012	7.48
88107000	CAP Move-CWIP	UZ	2000000093	8/31/2012	12.44
88107000	CAP Move-CWIP	UZ	2000000093	8/31/2012	9.55
88107000	CAP Move-CWIP	UZ	2000000093	8/31/2012	13.42
88107000	CAP Move-CWIP	UZ	2000000093	8/31/2012	17.50
88107000	CAP Move-CWIP	UN	2000000113	8/31/2012	(30.92)
88107000	CAP Move-CWIP	UZ	2000000093	8/31/2012	0.26
88107000	CAP Move-CWIP	UZ	2000000093	8/31/2012	0.34
88107000	CAP Move-CWIP	UZ	2000000092	8/31/2012	23.09
88107000	CAP Move-CWIP	UZ	2000000093	8/31/2012	30.10
88107000	CAP Move-CWIP	UZ	2000000069	8/31/2012	31.36
88107000	CAP Move-CWIP	UZ	2000000069	8/31/2012	403.81
88107000	CAP Move-CWIP	UZ	2000000069	8/31/2012	68.94
88107000	CAP Move-CWIP	UZ	2000000070	8/31/2012	21.20
88107000	CAP Move-CWIP	UZ	2000000070	8/31/2012	5,958.02
88107000	CAP Move-CWIP	UZ	2000000077	8/31/2012	12.74
88107000	CAP Move-CWIP	UZ	2000000077	8/31/2012	66.06
88107000	CAP Move-CWIP	UZ	2000000077	8/31/2012	3.53
88107000	CAP Move-CWIP	UZ	2000000077	8/31/2012	0.90
88107000	CAP Move-CWIP	UZ	2000000078	8/31/2012	46.75
88107000	CAP Move-CWIP	UZ	2000000078	8/31/2012	30.12
88107000	CAP Move-CWIP	UZ	2000000078	8/31/2012	4.02
88107000	CAP Move-CWIP	UZ	2000000078	8/31/2012	19.11
88107000	CAP Move-CWIP	UZ	2000000078	8/31/2012	12.72
88107000	CAP Move-CWIP	UZ	2000000078	8/31/2012	3.91
88107000	CAP Move-CWIP	UZ	2000000080	8/31/2012	35.47
88107000	CAP Move-CWIP	UZ	2000000092	8/31/2012	483.50
88107000	CAP Move-CWIP	UZ	2000000093	8/31/2012	370.90
88107000	CAP Move-CWIP	UZ	2000000092	8/31/2012	2.66
88107000	CAP Move-CWIP	UZ	2000000093	8/31/2012	3.46
88107000	CAP Move-CWIP	UZ	2000000093	8/31/2012	1.72
88107000	CAP Move-CWIP	UZ	2000000093	8/31/2012	1.32
88107000	CAP Move-CWIP	UZ	2000000093	8/31/2012	0.01
88107000	CAP Move-CWIP	UZ	2000000093	8/31/2012	0.01
88107000	CAP Move-CWIP	UZ	2000000092	8/31/2012	12.33
88107000	CAP Move-CWIP	UZ	2000000093	8/31/2012	9.46
88107000	CAP Move-CWIP	UN	2000000113	8/31/2012	(21.79)
88107000	CAP Move-CWIP	UZ	2000000093	8/31/2012	15.05
88107000	CAP Move-CWIP	UZ	2000000093	8/31/2012	11.55
88107000	CAP Move-CWIP	UN	2000000113	8/31/2012	(26.60)
88107000	CAP Move-CWIP	UZ	2000000092	8/31/2012	14.04
88107000	CAP Move-CWIP	UZ	2000000093	8/31/2012	18.30
88107000	CAP Move-CWIP	UN	2000000113	8/31/2012	(32.34)
88107000	CAP Move-CWIP	UZ	2000000092	8/31/2012	2.62
88107000	CAP Move-CWIP	UZ	2000000093	8/31/2012	2.01
88107000	CAP Move-CWIP	UZ	2000000092	8/31/2012	10.08
88107000	CAP Move-CWIP	UZ	2000000093	8/31/2012	7.73
88107000	CAP Move-CWIP	UZ	2000000069	8/31/2012	21.99
88107000	CAP Move-CWIP	UZ	2000000069	8/31/2012	61.81
88107000	CAP Move-CWIP	UZ	2000000070	8/31/2012	32.59
88107000	CAP Move-CWIP	UZ	2000000070	8/31/2012	422.73
88107000	CAP Move-CWIP	UZ	2000000077	8/31/2012	2.49
88107000	CAP Move-CWIP	UZ	2000000077	8/31/2012	0.80
88107000	CAP Move-CWIP	UZ	2000000077	8/31/2012	8.40
88107000	CAP Move-CWIP	UZ	2000000078	8/31/2012	19.05
88107000	CAP Move-CWIP	UZ	2000000078	8/31/2012	12.70
88107000	CAP Move-CWIP	UZ	2000000078	8/31/2012	2.03
88107000	CAP Move-CWIP	UZ	2000000078	8/31/2012	20.30
88107000	CAP Move-CWIP	UZ	2000000078	8/31/2012	2.21
88107000	CAP Move-CWIP	UZ	2000000078	8/31/2012	2.49
88107000	CAP Move-CWIP	UZ	2000000078	8/31/2012	8.80
88107000	CAP Move-CWIP	UZ	2000000080	8/31/2012	42.05
88107000	CAP Move-CWIP	UZ	2000000092	8/31/2012	5.55
88107000	CAP Move-CWIP	UZ	2000000093	8/31/2012	7.23
88107000	CAP Move-CWIP	UN	2000000113	8/31/2012	(673.22)
88107000	CAP Move-CWIP	UZ	2000000093	8/31/2012	0.04
88107000	CAP Move-CWIP	UZ	2000000093	8/31/2012	0.06
88107000	CAP Move-CWIP	UN	2000000113	8/31/2012	(0.10)
88107000	CAP Move-CWIP	UZ	2000000092	8/31/2012	1.33
88107000	CAP Move-CWIP	UZ	2000000093	8/31/2012	1.74
88107000	CAP Move-CWIP	UZ	2000000093	8/31/2012	11.82
88107000	CAP Move-CWIP	UZ	2000000093	8/31/2012	15.41

Kentucky American Water Company  
Case No. 2012-00520  
Response to PSC DR1, Item 31

Account	Description	Doc Type	Document Number	Posting Date	Amount
88107000	CAP Move-CWIP	UN	2000000113	8/31/2012	(27.23)
88107000	CAP Move-CWIP	UZ	2000000093	8/31/2012	2.58
88107000	CAP Move-CWIP	UZ	2000000093	8/31/2012	3.36
88107000	CAP Move-CWIP	UN	2000000113	8/31/2012	(5.94)
88107000	CAP Move-CWIP	UZ	2000000070	8/31/2012	469.20
88107000	CAP Move-CWIP	UZ	2000000092	8/31/2012	23.85
88107000	CAP Move-CWIP	UZ	2000000093	8/31/2012	18.30
88107000	CAP Move-CWIP	UN	2000000113	8/31/2012	(511.35)
88107000	CAP Move-CWIP	UZ	2000000093	8/31/2012	25.64
88107000	CAP Move-CWIP	UZ	2000000093	8/31/2012	19.67
88107000	CAP Move-CWIP	UN	2000000113	8/31/2012	(45.31)
88107000	CAP Move-CWIP	UZ	2000000070	8/31/2012	29.33
88107000	CAP Move-CWIP	UZ	2000000092	8/31/2012	12.11
88107000	CAP Move-CWIP	UZ	2000000093	8/31/2012	15.78
88107000	CAP Move-CWIP	UZ	2000000070	8/31/2012	71.31
88107000	CAP Move-CWIP	UZ	2000000070	8/31/2012	10.99
88107000	CAP Move-CWIP	UZ	2000000070	8/31/2012	439.64
88107000	CAP Move-CWIP	UZ	2000000070	8/31/2012	34.95
88107000	CAP Move-CWIP	UZ	2000000077	8/31/2012	27.80
88107000	CAP Move-CWIP	UZ	2000000077	8/31/2012	61.89
88107000	CAP Move-CWIP	UZ	2000000078	8/31/2012	18.91
88107000	CAP Move-CWIP	UZ	2000000078	8/31/2012	2.77
88107000	CAP Move-CWIP	UZ	2000000078	8/31/2012	12.02
88107000	CAP Move-CWIP	UZ	2000000078	8/31/2012	11.50
88107000	CAP Move-CWIP	UZ	2000000078	8/31/2012	3.57
88107000	CAP Move-CWIP	UZ	2000000078	8/31/2012	0.73
88107000	CAP Move-CWIP	UZ	2000000078	8/31/2012	3.63
88107000	CAP Move-CWIP	UZ	2000000080	8/31/2012	3.20
88107000	CAP Move-CWIP	UZ	2000000080	8/31/2012	28.68
88107000	CAP Move-CWIP	UZ	2000000093	8/31/2012	8.29
88107000	CAP Move-CWIP	UZ	2000000093	8/31/2012	6.36
88107000	CAP Move-CWIP	UN	2000000113	8/31/2012	(746.24)
88107000	CAP Move-CWIP	UZ	2000000069	8/31/2012	2.69
88107000	CAP Move-CWIP	UZ	2000000069	8/31/2012	174.78
88107000	CAP Move-CWIP	UZ	2000000069	8/31/2012	14.44
88107000	CAP Move-CWIP	UZ	2000000069	8/31/2012	388.04
88107000	CAP Move-CWIP	UZ	2000000070	8/31/2012	16.08
88107000	CAP Move-CWIP	UN	2000000071	8/31/2012	10,026.36
88107000	CAP Move-CWIP	UZ	2000000077	8/31/2012	4.01
88107000	CAP Move-CWIP	UZ	2000000077	8/31/2012	0.25
88107000	CAP Move-CWIP	UZ	2000000077	8/31/2012	1.06
88107000	CAP Move-CWIP	UZ	2000000078	8/31/2012	0.92
88107000	CAP Move-CWIP	UZ	2000000078	8/31/2012	1.21
88107000	CAP Move-CWIP	UZ	2000000078	8/31/2012	9.26
88107000	CAP Move-CWIP	UZ	2000000078	8/31/2012	1.19
88107000	CAP Move-CWIP	UZ	2000000078	8/31/2012	6.30
88107000	CAP Move-CWIP	UZ	2000000078	8/31/2012	20.62
88107000	CAP Move-CWIP	UZ	2000000080	8/31/2012	3.83
88107000	CAP Move-CWIP	UZ	2000000080	8/31/2012	9.56
88107000	CAP Move-CWIP	UZ	2000000093	8/31/2012	18.90
88107000	CAP Move-CWIP	UZ	2000000093	8/31/2012	14.49
88107000	CAP Move-CWIP	UN	2000000113	8/31/2012	(10,713.99)
88107000	CAP Move-CWIP	UZ	2000000069	8/31/2012	380.33
88107000	CAP Move-CWIP	UZ	2000000069	8/31/2012	174.78
88107000	CAP Move-CWIP	UZ	2000000070	8/31/2012	16.08
88107000	CAP Move-CWIP	UZ	2000000070	8/31/2012	14.44
88107000	CAP Move-CWIP	UZ	2000000070	8/31/2012	2.69
88107000	CAP Move-CWIP	UN	2000000071	8/31/2012	10,398.39
88107000	CAP Move-CWIP	UZ	2000000077	8/31/2012	0.25
88107000	CAP Move-CWIP	UZ	2000000077	8/31/2012	4.01
88107000	CAP Move-CWIP	UZ	2000000077	8/31/2012	20.62
88107000	CAP Move-CWIP	UZ	2000000077	8/31/2012	3.83
88107000	CAP Move-CWIP	UZ	2000000077	8/31/2012	9.26
88107000	CAP Move-CWIP	UZ	2000000078	8/31/2012	1.21
88107000	CAP Move-CWIP	UZ	2000000078	8/31/2012	9.56
88107000	CAP Move-CWIP	UZ	2000000078	8/31/2012	0.92
88107000	CAP Move-CWIP	UZ	2000000078	8/31/2012	1.06
88107000	CAP Move-CWIP	UZ	2000000078	8/31/2012	6.30
88107000	CAP Move-CWIP	UZ	2000000080	8/31/2012	1.19
88107000	CAP Move-CWIP	UZ	2000000092	8/31/2012	19.57
88107000	CAP Move-CWIP	UZ	2000000093	8/31/2012	15.01
88107000	CAP Move-CWIP	UN	2000000113	8/31/2012	(11,079.50)
88107000	CAP Move-CWIP	UZ	2000000069	8/31/2012	174.78
88107000	CAP Move-CWIP	UZ	2000000069	8/31/2012	16.08
88107000	CAP Move-CWIP	UZ	2000000070	8/31/2012	14.44
88107000	CAP Move-CWIP	UZ	2000000070	8/31/2012	2.69
88107000	CAP Move-CWIP	UZ	2000000070	8/31/2012	380.33

Kentucky American Water Company  
Case No. 2012-00520  
Response to PSC DR1, Item 31

Account	Description	Doc Type	Document Number	Posting Date	Amount
88107000	CAP Move-CWIP	UN	2000000071	8/31/2012	10,366.04
88107000	CAP Move-CWIP	UZ	2000000077	8/31/2012	9.26
88107000	CAP Move-CWIP	UZ	2000000077	8/31/2012	3.83
88107000	CAP Move-CWIP	UZ	2000000077	8/31/2012	4.01
88107000	CAP Move-CWIP	UZ	2000000077	8/31/2012	0.92
88107000	CAP Move-CWIP	UZ	2000000078	8/31/2012	1.19
88107000	CAP Move-CWIP	UZ	2000000078	8/31/2012	1.21
88107000	CAP Move-CWIP	UZ	2000000078	8/31/2012	6.30
88107000	CAP Move-CWIP	UZ	2000000078	8/31/2012	9.56
88107000	CAP Move-CWIP	UZ	2000000078	8/31/2012	20.62
88107000	CAP Move-CWIP	UZ	2000000080	8/31/2012	1.06
88107000	CAP Move-CWIP	UZ	2000000080	8/31/2012	0.25
88107000	CAP Move-CWIP	UZ	2000000092	8/31/2012	19.51
88107000	CAP Move-CWIP	UZ	2000000093	8/31/2012	14.97
88107000	CAP Move-CWIP	UN	2000000113	8/31/2012	(11,047.05)
88107000	CAP Move-CWIP	UZ	2000000069	8/31/2012	71.29
88107000	CAP Move-CWIP	UZ	2000000069	8/31/2012	16.25
88107000	CAP Move-CWIP	UZ	2000000069	8/31/2012	4.29
88107000	CAP Move-CWIP	UZ	2000000069	8/31/2012	34.37
88107000	CAP Move-CWIP	UZ	2000000070	8/31/2012	9,640.79
88107000	CAP Move-CWIP	UZ	2000000070	8/31/2012	596.85
88107000	CAP Move-CWIP	UN	2000000071	8/31/2012	65,662.33
88107000	CAP Move-CWIP	UZ	2000000077	8/31/2012	0.97
88107000	CAP Move-CWIP	UZ	2000000077	8/31/2012	3.69
88107000	CAP Move-CWIP	UZ	2000000077	8/31/2012	16.03
88107000	CAP Move-CWIP	UZ	2000000078	8/31/2012	37.11
88107000	CAP Move-CWIP	UZ	2000000078	8/31/2012	25.21
88107000	CAP Move-CWIP	UZ	2000000078	8/31/2012	82.53
88107000	CAP Move-CWIP	UZ	2000000078	8/31/2012	4.86
88107000	CAP Move-CWIP	UZ	2000000078	8/31/2012	4.26
88107000	CAP Move-CWIP	UZ	2000000080	8/31/2012	15.34
88107000	CAP Move-CWIP	UZ	2000000080	8/31/2012	38.23
88107000	CAP Move-CWIP	UZ	2000000080	8/31/2012	4.75
88107000	CAP Move-CWIP	UZ	2000000092	8/31/2012	99.35
88107000	CAP Move-CWIP	UZ	2000000093	8/31/2012	129.50
88107000	CAP Move-CWIP	UN	2000000113	8/31/2012	(76,488.00)
88107000	CAP Move-CWIP	UZ	2000000069	8/31/2012	71.03
88107000	CAP Move-CWIP	UZ	2000000069	8/31/2012	3.13
88107000	CAP Move-CWIP	UZ	2000000070	8/31/2012	6.68
88107000	CAP Move-CWIP	UZ	2000000070	8/31/2012	4.20
88107000	CAP Move-CWIP	UZ	2000000070	8/31/2012	6,654.68
88107000	CAP Move-CWIP	UN	2000000071	8/31/2012	31,104.75
88107000	CAP Move-CWIP	UZ	2000000093	8/31/2012	62.92
88107000	CAP Move-CWIP	UZ	2000000093	8/31/2012	48.26
88107000	CAP Move-CWIP	UN	2000000113	8/31/2012	(37,955.65)
88107000	CAP Move-CWIP	UZ	2000000069	8/31/2012	2.49
88107000	CAP Move-CWIP	UZ	2000000069	8/31/2012	7.65
88107000	CAP Move-CWIP	UZ	2000000069	8/31/2012	13,647.99
88107000	CAP Move-CWIP	UZ	2000000070	8/31/2012	114.40
88107000	CAP Move-CWIP	UZ	2000000070	8/31/2012	10.59
88107000	CAP Move-CWIP	UN	2000000071	8/31/2012	50,299.56
88107000	CAP Move-CWIP	UZ	2000000077	8/31/2012	1.19
88107000	CAP Move-CWIP	UZ	2000000077	8/31/2012	0.92
88107000	CAP Move-CWIP	UZ	2000000077	8/31/2012	3.83
88107000	CAP Move-CWIP	UZ	2000000077	8/31/2012	0.25
88107000	CAP Move-CWIP	UZ	2000000078	8/31/2012	9.56
88107000	CAP Move-CWIP	UZ	2000000078	8/31/2012	1.21
88107000	CAP Move-CWIP	UZ	2000000078	8/31/2012	20.62
88107000	CAP Move-CWIP	UZ	2000000080	8/31/2012	4.01
88107000	CAP Move-CWIP	UZ	2000000080	8/31/2012	6.30
88107000	CAP Move-CWIP	UZ	2000000080	8/31/2012	1.06
88107000	CAP Move-CWIP	UZ	2000000080	8/31/2012	9.26
88107000	CAP Move-CWIP	UZ	2000000092	8/31/2012	80.11
88107000	CAP Move-CWIP	UZ	2000000092	8/31/2012	104.43
88107000	CAP Move-CWIP	UN	2000000113	8/31/2012	(64,325.43)
88107000	CAP Move-CWIP	UZ	2000000069	8/31/2012	16.91
88107000	CAP Move-CWIP	UZ	2000000070	8/31/2012	214.79
88107000	CAP Move-CWIP	UZ	2000000070	8/31/2012	13.45
88107000	CAP Move-CWIP	UZ	2000000070	8/31/2012	430.57
88107000	CAP Move-CWIP	UZ	2000000070	8/31/2012	18.50
88107000	CAP Move-CWIP	UN	2000000071	8/31/2012	13,154.48
88107000	CAP Move-CWIP	UZ	2000000077	8/31/2012	2.38
88107000	CAP Move-CWIP	UZ	2000000077	8/31/2012	12.61
88107000	CAP Move-CWIP	UZ	2000000077	8/31/2012	2.44
88107000	CAP Move-CWIP	UZ	2000000077	8/31/2012	8.02
88107000	CAP Move-CWIP	UZ	2000000078	8/31/2012	2.15
88107000	CAP Move-CWIP	UZ	2000000078	8/31/2012	19.11

Kentucky American Water Company  
Case No. 2012-00520  
Response to PSC DR1, Item 31

Account	Description	Doc Type	Document Number	Posting Date	Amount
88107000	CAP Move-CWIP	UZ	2000000078	8/31/2012	7.67
88107000	CAP Move-CWIP	UZ	2000000080	8/31/2012	41.26
88107000	CAP Move-CWIP	UZ	2000000080	8/31/2012	1.84
88107000	CAP Move-CWIP	UZ	2000000080	8/31/2012	18.55
88107000	CAP Move-CWIP	UZ	2000000080	8/31/2012	0.49
88107000	CAP Move-CWIP	UZ	2000000093	8/31/2012	18.98
88107000	CAP Move-CWIP	UZ	2000000093	8/31/2012	24.75
88107000	CAP Move-CWIP	UN	2000000113	8/31/2012	(14,008.95)
88107000	CAP Move-CWIP	UZ	2000000069	8/31/2012	15.81
88107000	CAP Move-CWIP	UZ	2000000069	8/31/2012	248.20
88107000	CAP Move-CWIP	UZ	2000000069	8/31/2012	12.62
88107000	CAP Move-CWIP	UZ	2000000069	8/31/2012	1,555.98
88107000	CAP Move-CWIP	UZ	2000000069	8/31/2012	11.78
88107000	CAP Move-CWIP	UN	2000000071	8/31/2012	19,604.91
88107000	CAP Move-CWIP	UZ	2000000077	8/31/2012	1.84
88107000	CAP Move-CWIP	UZ	2000000077	8/31/2012	2.44
88107000	CAP Move-CWIP	UZ	2000000077	8/31/2012	0.49
88107000	CAP Move-CWIP	UZ	2000000077	8/31/2012	18.55
88107000	CAP Move-CWIP	UZ	2000000078	8/31/2012	2.38
88107000	CAP Move-CWIP	UZ	2000000078	8/31/2012	7.67
88107000	CAP Move-CWIP	UZ	2000000078	8/31/2012	2.15
88107000	CAP Move-CWIP	UZ	2000000078	8/31/2012	41.26
88107000	CAP Move-CWIP	UZ	2000000078	8/31/2012	12.61
88107000	CAP Move-CWIP	UZ	2000000078	8/31/2012	8.02
88107000	CAP Move-CWIP	UZ	2000000078	8/31/2012	19.11
88107000	CAP Move-CWIP	UZ	2000000093	8/31/2012	37.57
88107000	CAP Move-CWIP	UZ	2000000093	8/31/2012	28.82
88107000	CAP Move-CWIP	UN	2000000113	8/31/2012	(21,632.21)
88107000	CAP Move-CWIP	UZ	2000000069	8/31/2012	37.60
88107000	CAP Move-CWIP	UZ	2000000069	8/31/2012	276.21
88107000	CAP Move-CWIP	UZ	2000000069	8/31/2012	14.27
88107000	CAP Move-CWIP	UZ	2000000069	8/31/2012	658.84
88107000	CAP Move-CWIP	UZ	2000000070	8/31/2012	16.14
88107000	CAP Move-CWIP	UN	2000000071	8/31/2012	19,029.46
88107000	CAP Move-CWIP	UZ	2000000077	8/31/2012	0.49
88107000	CAP Move-CWIP	UZ	2000000077	8/31/2012	7.67
88107000	CAP Move-CWIP	UZ	2000000077	8/31/2012	41.26
88107000	CAP Move-CWIP	UZ	2000000078	8/31/2012	19.11
88107000	CAP Move-CWIP	UZ	2000000078	8/31/2012	8.02
88107000	CAP Move-CWIP	UZ	2000000078	8/31/2012	2.44
88107000	CAP Move-CWIP	UZ	2000000078	8/31/2012	2.15
88107000	CAP Move-CWIP	UZ	2000000078	8/31/2012	18.55
88107000	CAP Move-CWIP	UZ	2000000080	8/31/2012	2.38
88107000	CAP Move-CWIP	UZ	2000000080	8/31/2012	1.84
88107000	CAP Move-CWIP	UZ	2000000080	8/31/2012	12.61
88107000	CAP Move-CWIP	UZ	2000000093	8/31/2012	35.75
88107000	CAP Move-CWIP	UZ	2000000093	8/31/2012	27.42
88107000	CAP Move-CWIP	UN	2000000113	8/31/2012	(20,212.21)
88107000	CAP Move-CWIP	UZ	2000000069	8/31/2012	5.38
88107000	CAP Move-CWIP	UZ	2000000070	8/31/2012	1,521.85
88107000	CAP Move-CWIP	UZ	2000000070	8/31/2012	4.16
88107000	CAP Move-CWIP	UZ	2000000070	8/31/2012	2.54
88107000	CAP Move-CWIP	UZ	2000000070	8/31/2012	58.80
88107000	CAP Move-CWIP	UN	2000000071	8/31/2012	15,443.66
88107000	CAP Move-CWIP	UZ	2000000093	8/31/2012	22.74
88107000	CAP Move-CWIP	UZ	2000000093	8/31/2012	29.64
88107000	CAP Move-CWIP	UN	2000000113	8/31/2012	(17,088.77)
88107000	CAP Move-CWIP	UZ	2000000069	8/31/2012	5.38
88107000	CAP Move-CWIP	UZ	2000000069	8/31/2012	4.16
88107000	CAP Move-CWIP	UZ	2000000069	8/31/2012	2.54
88107000	CAP Move-CWIP	UZ	2000000070	8/31/2012	58.80
88107000	CAP Move-CWIP	UZ	2000000070	8/31/2012	1,521.85
88107000	CAP Move-CWIP	UN	2000000071	8/31/2012	17,497.93
88107000	CAP Move-CWIP	UZ	2000000092	8/31/2012	33.39
88107000	CAP Move-CWIP	UZ	2000000093	8/31/2012	25.61
88107000	CAP Move-CWIP	UN	2000000113	8/31/2012	(19,149.66)
88107000	CAP Move-CWIP	UZ	2000000069	8/31/2012	2.54
88107000	CAP Move-CWIP	UZ	2000000069	8/31/2012	4.16
88107000	CAP Move-CWIP	UZ	2000000070	8/31/2012	1,521.85
88107000	CAP Move-CWIP	UZ	2000000070	8/31/2012	5.38
88107000	CAP Move-CWIP	UZ	2000000070	8/31/2012	58.80
88107000	CAP Move-CWIP	UN	2000000071	8/31/2012	16,615.38
88107000	CAP Move-CWIP	UZ	2000000092	8/31/2012	31.78
88107000	CAP Move-CWIP	UZ	2000000093	8/31/2012	24.38
88107000	CAP Move-CWIP	UN	2000000113	8/31/2012	(18,264.27)
88107000	CAP Move-CWIP	UZ	2000000069	8/31/2012	17.47
88107000	CAP Move-CWIP	UZ	2000000070	8/31/2012	212.25

Kentucky American Water Company  
Case No. 2012-00520  
Response to PSC DR1, Item 31

Account	Description	Doc Type	Document Number	Posting Date	Amount
88107000	CAP Move-CWIP	UZ	2000000070	8/31/2012	9.89
88107000	CAP Move-CWIP	UZ	2000000070	8/31/2012	8.42
88107000	CAP Move-CWIP	UZ	2000000070	8/31/2012	324.17
88107000	CAP Move-CWIP	UN	2000000071	8/31/2012	11,711.91
88107000	CAP Move-CWIP	UZ	2000000077	8/31/2012	2.15
88107000	CAP Move-CWIP	UZ	2000000077	8/31/2012	8.02
88107000	CAP Move-CWIP	UZ	2000000077	8/31/2012	2.38
88107000	CAP Move-CWIP	UZ	2000000078	8/31/2012	41.26
88107000	CAP Move-CWIP	UZ	2000000078	8/31/2012	0.49
88107000	CAP Move-CWIP	UZ	2000000078	8/31/2012	2.44
88107000	CAP Move-CWIP	UZ	2000000078	8/31/2012	19.11
88107000	CAP Move-CWIP	UZ	2000000080	8/31/2012	18.55
88107000	CAP Move-CWIP	UZ	2000000080	8/31/2012	1.84
88107000	CAP Move-CWIP	UZ	2000000080	8/31/2012	12.61
88107000	CAP Move-CWIP	UZ	2000000080	8/31/2012	7.67
88107000	CAP Move-CWIP	UZ	2000000093	8/31/2012	22.00
88107000	CAP Move-CWIP	UZ	2000000093	8/31/2012	16.88
88107000	CAP Move-CWIP	UN	2000000113	8/31/2012	(12,439.51)
88107000	CAP Move-CWIP	UZ	2000000069	8/31/2012	9.89
88107000	CAP Move-CWIP	UZ	2000000069	8/31/2012	8.42
88107000	CAP Move-CWIP	UZ	2000000069	8/31/2012	17.47
88107000	CAP Move-CWIP	UZ	2000000070	8/31/2012	324.17
88107000	CAP Move-CWIP	UZ	2000000070	8/31/2012	212.25
88107000	CAP Move-CWIP	UN	2000000071	8/31/2012	10,686.21
88107000	CAP Move-CWIP	UZ	2000000077	8/31/2012	2.38
88107000	CAP Move-CWIP	UZ	2000000077	8/31/2012	18.55
88107000	CAP Move-CWIP	UZ	2000000077	8/31/2012	2.15
88107000	CAP Move-CWIP	UZ	2000000077	8/31/2012	1.84
88107000	CAP Move-CWIP	UZ	2000000078	8/31/2012	8.02
88107000	CAP Move-CWIP	UZ	2000000078	8/31/2012	19.11
88107000	CAP Move-CWIP	UZ	2000000078	8/31/2012	12.61
88107000	CAP Move-CWIP	UZ	2000000078	8/31/2012	41.26
88107000	CAP Move-CWIP	UZ	2000000078	8/31/2012	7.67
88107000	CAP Move-CWIP	UZ	2000000078	8/31/2012	0.49
88107000	CAP Move-CWIP	UZ	2000000080	8/31/2012	2.44
88107000	CAP Move-CWIP	UZ	2000000092	8/31/2012	15.44
88107000	CAP Move-CWIP	UZ	2000000093	8/31/2012	20.13
88107000	CAP Move-CWIP	UN	2000000113	8/31/2012	(11,410.50)
88107000	CAP Move-CWIP	UZ	2000000069	8/31/2012	324.17
88107000	CAP Move-CWIP	UZ	2000000070	8/31/2012	8.77
88107000	CAP Move-CWIP	UZ	2000000070	8/31/2012	216.01
88107000	CAP Move-CWIP	UZ	2000000070	8/31/2012	17.52
88107000	CAP Move-CWIP	UZ	2000000070	8/31/2012	10.18
88107000	CAP Move-CWIP	UN	2000000071	8/31/2012	11,489.29
88107000	CAP Move-CWIP	UZ	2000000077	8/31/2012	7.67
88107000	CAP Move-CWIP	UZ	2000000077	8/31/2012	12.61
88107000	CAP Move-CWIP	UZ	2000000078	8/31/2012	2.38
88107000	CAP Move-CWIP	UZ	2000000078	8/31/2012	0.49
88107000	CAP Move-CWIP	UZ	2000000078	8/31/2012	19.11
88107000	CAP Move-CWIP	UZ	2000000078	8/31/2012	2.44
88107000	CAP Move-CWIP	UZ	2000000078	8/31/2012	41.26
88107000	CAP Move-CWIP	UZ	2000000078	8/31/2012	1.84
88107000	CAP Move-CWIP	UZ	2000000080	8/31/2012	18.55
88107000	CAP Move-CWIP	UZ	2000000080	8/31/2012	8.02
88107000	CAP Move-CWIP	UZ	2000000080	8/31/2012	2.15
88107000	CAP Move-CWIP	UZ	2000000093	8/31/2012	16.57
88107000	CAP Move-CWIP	UZ	2000000093	8/31/2012	21.60
88107000	CAP Move-CWIP	UN	2000000113	8/31/2012	(12,220.63)
88107000	CAP Move-CWIP	UZ	2000000069	8/31/2012	280.56
88107000	CAP Move-CWIP	UZ	2000000069	8/31/2012	19.49
88107000	CAP Move-CWIP	UZ	2000000069	8/31/2012	19.36
88107000	CAP Move-CWIP	UZ	2000000069	8/31/2012	21.72
88107000	CAP Move-CWIP	UZ	2000000070	8/31/2012	5,613.06
88107000	CAP Move-CWIP	UZ	2000000070	8/31/2012	23.44
88107000	CAP Move-CWIP	UN	2000000071	8/31/2012	62,280.78
88107000	CAP Move-CWIP	UZ	2000000077	8/31/2012	3.22
88107000	CAP Move-CWIP	UZ	2000000077	8/31/2012	13.01
88107000	CAP Move-CWIP	UZ	2000000077	8/31/2012	0.83
88107000	CAP Move-CWIP	UZ	2000000078	8/31/2012	3.06
88107000	CAP Move-CWIP	UZ	2000000078	8/31/2012	49.62
88107000	CAP Move-CWIP	UZ	2000000078	8/31/2012	22.00
88107000	CAP Move-CWIP	UZ	2000000078	8/31/2012	67.24
88107000	CAP Move-CWIP	UZ	2000000080	8/31/2012	10.12
88107000	CAP Move-CWIP	UZ	2000000080	8/31/2012	56.48
88107000	CAP Move-CWIP	UZ	2000000080	8/31/2012	2.83
88107000	CAP Move-CWIP	UZ	2000000080	8/31/2012	9.44
88107000	CAP Move-CWIP	UZ	2000000092	8/31/2012	119.33

Kentucky American Water Company  
Case No. 2012-00520  
Response to PSC DR1, Item 31

Account	Description	Doc Type	Document Number	Posting Date	Amount
88107000	CAP Move-CWIP	UZ	200000093	8/31/2012	91.54
88107000	CAP Move-CWIP	UN	2000000113	8/31/2012	(68,707.13)
88107000	CAP Move-CWIP	UZ	200000069	8/31/2012	17.85
88107000	CAP Move-CWIP	UZ	200000069	8/31/2012	17.92
88107000	CAP Move-CWIP	UZ	200000069	8/31/2012	1.71
88107000	CAP Move-CWIP	UZ	200000069	8/31/2012	264.21
88107000	CAP Move-CWIP	UZ	200000070	8/31/2012	5,613.06
88107000	CAP Move-CWIP	UZ	200000070	8/31/2012	22.85
88107000	CAP Move-CWIP	UN	200000071	8/31/2012	61,044.64
88107000	CAP Move-CWIP	UZ	200000077	8/31/2012	1.84
88107000	CAP Move-CWIP	UZ	200000077	8/31/2012	12.61
88107000	CAP Move-CWIP	UZ	200000078	8/31/2012	2.44
88107000	CAP Move-CWIP	UZ	200000078	8/31/2012	2.15
88107000	CAP Move-CWIP	UZ	200000078	8/31/2012	7.67
88107000	CAP Move-CWIP	UZ	200000078	8/31/2012	19.11
88107000	CAP Move-CWIP	UZ	200000078	8/31/2012	41.26
88107000	CAP Move-CWIP	UZ	200000080	8/31/2012	2.38
88107000	CAP Move-CWIP	UZ	200000080	8/31/2012	0.49
88107000	CAP Move-CWIP	UZ	200000080	8/31/2012	8.02
88107000	CAP Move-CWIP	UZ	200000080	8/31/2012	18.55
88107000	CAP Move-CWIP	UZ	200000092	8/31/2012	89.70
88107000	CAP Move-CWIP	UZ	200000093	8/31/2012	116.93
88107000	CAP Move-CWIP	UN	2000000113	8/31/2012	(67,305.39)
88107000	CAP Move-CWIP	UZ	200000069	8/31/2012	17.85
88107000	CAP Move-CWIP	UZ	200000069	8/31/2012	264.26
88107000	CAP Move-CWIP	UZ	200000070	8/31/2012	6,014.16
88107000	CAP Move-CWIP	UZ	200000070	8/31/2012	22.85
88107000	CAP Move-CWIP	UZ	200000070	8/31/2012	17.93
88107000	CAP Move-CWIP	UN	200000071	8/31/2012	61,108.50
88107000	CAP Move-CWIP	UZ	200000077	8/31/2012	12.61
88107000	CAP Move-CWIP	UZ	200000077	8/31/2012	1.84
88107000	CAP Move-CWIP	UZ	200000077	8/31/2012	2.38
88107000	CAP Move-CWIP	UZ	200000077	8/31/2012	18.55
88107000	CAP Move-CWIP	UZ	200000077	8/31/2012	2.44
88107000	CAP Move-CWIP	UZ	200000077	8/31/2012	41.26
88107000	CAP Move-CWIP	UZ	200000078	8/31/2012	19.11
88107000	CAP Move-CWIP	UZ	200000078	8/31/2012	8.02
88107000	CAP Move-CWIP	UZ	200000080	8/31/2012	2.15
88107000	CAP Move-CWIP	UZ	200000080	8/31/2012	7.67
88107000	CAP Move-CWIP	UZ	200000080	8/31/2012	0.49
88107000	CAP Move-CWIP	UZ	200000093	8/31/2012	90.07
88107000	CAP Move-CWIP	UZ	200000093	8/31/2012	117.41
88107000	CAP Move-CWIP	UN	2000000113	8/31/2012	(67,769.55)
88107000	CAP Move-CWIP	UN	200000071	8/31/2012	4.53
88107000	CAP Move-CWIP	UZ	200000092	8/31/2012	0.01
88107000	CAP Move-CWIP	UZ	200000093	8/31/2012	0.01
88107000	CAP Move-CWIP	UN	2000000113	8/31/2012	(4.55)
88107000	CAP Move-CWIP	UZ	200000069	8/31/2012	1.88
88107000	CAP Move-CWIP	UZ	200000070	8/31/2012	42.37
88107000	CAP Move-CWIP	UZ	200000070	8/31/2012	3.92
88107000	CAP Move-CWIP	UZ	200000070	8/31/2012	4.68
88107000	CAP Move-CWIP	UN	200000071	8/31/2012	1,686.42
88107000	CAP Move-CWIP	UZ	200000077	8/31/2012	0.68
88107000	CAP Move-CWIP	UZ	200000077	8/31/2012	0.68
88107000	CAP Move-CWIP	UZ	200000078	8/31/2012	1.42
88107000	CAP Move-CWIP	UZ	200000078	8/31/2012	2.45
88107000	CAP Move-CWIP	UZ	200000078	8/31/2012	65.40
88107000	CAP Move-CWIP	UZ	200000078	8/31/2012	2.89
88107000	CAP Move-CWIP	UZ	200000078	8/31/2012	37.93
88107000	CAP Move-CWIP	UZ	200000078	8/31/2012	8.36
88107000	CAP Move-CWIP	UZ	200000080	8/31/2012	0.40
88107000	CAP Move-CWIP	UZ	200000080	8/31/2012	0.34
88107000	CAP Move-CWIP	UZ	200000080	8/31/2012	0.78
88107000	CAP Move-CWIP	UZ	200000092	8/31/2012	3.24
88107000	CAP Move-CWIP	UZ	200000093	8/31/2012	2.48
88107000	CAP Move-CWIP	UN	2000000113	8/31/2012	(1,866.32)
88107000	CAP Move-CWIP	UZ	200000069	8/31/2012	13.56
88107000	CAP Move-CWIP	UZ	200000069	8/31/2012	134.09
88107000	CAP Move-CWIP	UZ	200000070	8/31/2012	12.25
88107000	CAP Move-CWIP	UZ	200000070	8/31/2012	6.81
88107000	CAP Move-CWIP	UZ	200000077	8/31/2012	6.28
88107000	CAP Move-CWIP	UZ	200000077	8/31/2012	5.43
88107000	CAP Move-CWIP	UZ	200000078	8/31/2012	28.98
88107000	CAP Move-CWIP	UZ	200000078	8/31/2012	0.59
88107000	CAP Move-CWIP	UZ	200000078	8/31/2012	12.45
88107000	CAP Move-CWIP	UZ	200000078	8/31/2012	66.32
88107000	CAP Move-CWIP	UZ	200000078	8/31/2012	6.70

Kentucky American Water Company  
Case No. 2012-00520  
Response to PSC DR1, Item 31

Account	Description	Doc Type	Document Number	Posting Date	Amount
88107000	CAP Move-CWIP	UZ	2000000080	8/31/2012	1.74
88107000	CAP Move-CWIP	UZ	2000000080	8/31/2012	47.19
88107000	CAP Move-CWIP	UZ	2000000080	8/31/2012	1.99
88107000	CAP Move-CWIP	UZ	2000000080	8/31/2012	1.87
88107000	CAP Move-CWIP	UZ	2000000092	8/31/2012	8.48
88107000	CAP Move-CWIP	UZ	2000000092	8/31/2012	6.50
88107000	CAP Move-CWIP	UN	2000000058	8/31/2012	(154,273.09)
88107000	CAP Move-CWIP	UZ	2000000069	8/31/2012	76.25
88107000	CAP Move-CWIP	UZ	2000000069	8/31/2012	9,985.87
88107000	CAP Move-CWIP	UZ	2000000069	8/31/2012	97.11
88107000	CAP Move-CWIP	UZ	2000000070	8/31/2012	85.60
88107000	CAP Move-CWIP	UZ	2000000070	8/31/2012	1,495.57
88107000	CAP Move-CWIP	UN	2000000071	8/31/2012	154,273.09
88107000	CAP Move-CWIP	UZ	2000000077	8/31/2012	13.74
88107000	CAP Move-CWIP	UZ	2000000077	8/31/2012	112.32
88107000	CAP Move-CWIP	UZ	2000000077	8/31/2012	48.97
88107000	CAP Move-CWIP	UZ	2000000077	8/31/2012	105.10
88107000	CAP Move-CWIP	UZ	2000000077	8/31/2012	231.69
88107000	CAP Move-CWIP	UZ	2000000077	8/31/2012	12.14
88107000	CAP Move-CWIP	UZ	2000000078	8/31/2012	13.66
88107000	CAP Move-CWIP	UZ	2000000078	8/31/2012	69.89
88107000	CAP Move-CWIP	UZ	2000000080	8/31/2012	46.40
88107000	CAP Move-CWIP	UZ	2000000080	8/31/2012	4.53
88107000	CAP Move-CWIP	UZ	2000000080	8/31/2012	11.30
88107000	CAP Move-CWIP	UZ	2000000093	8/31/2012	292.87
88107000	CAP Move-CWIP	UZ	2000000093	8/31/2012	224.67
88107000	CAP Move-CWIP	UN	2000000113	8/31/2012	(167,200.77)
88107000	CAP Move-CWIP	UN	2000000058	8/31/2012	(170,719.73)
88107000	CAP Move-CWIP	UZ	2000000069	8/31/2012	56.24
88107000	CAP Move-CWIP	UZ	2000000069	8/31/2012	54.25
88107000	CAP Move-CWIP	UZ	2000000069	8/31/2012	59.07
88107000	CAP Move-CWIP	UZ	2000000069	8/31/2012	5,726.92
88107000	CAP Move-CWIP	UZ	2000000070	8/31/2012	174.32
88107000	CAP Move-CWIP	UZ	2000000070	8/31/2012	1,760.61
88107000	CAP Move-CWIP	UN	2000000071	8/31/2012	170,719.73
88107000	CAP Move-CWIP	UZ	2000000077	8/31/2012	273.76
88107000	CAP Move-CWIP	UZ	2000000077	8/31/2012	14.33
88107000	CAP Move-CWIP	UZ	2000000077	8/31/2012	5.31
88107000	CAP Move-CWIP	UZ	2000000078	8/31/2012	132.64
88107000	CAP Move-CWIP	UZ	2000000078	8/31/2012	57.76
88107000	CAP Move-CWIP	UZ	2000000078	8/31/2012	16.15
88107000	CAP Move-CWIP	UZ	2000000078	8/31/2012	54.78
88107000	CAP Move-CWIP	UZ	2000000078	8/31/2012	124.14
88107000	CAP Move-CWIP	UZ	2000000079	8/31/2012	13.33
88107000	CAP Move-CWIP	UZ	2000000080	8/31/2012	82.58
88107000	CAP Move-CWIP	UZ	2000000080	8/31/2012	16.22
88107000	CAP Move-CWIP	UZ	2000000093	8/31/2012	319.43
88107000	CAP Move-CWIP	UZ	2000000093	8/31/2012	245.04
88107000	CAP Move-CWIP	UN	2000000113	8/31/2012	(179,906.61)
88107000	CAP Move-CWIP	UZ	2000000069	8/31/2012	26.28
88107000	CAP Move-CWIP	UZ	2000000069	8/31/2012	166.60
88107000	CAP Move-CWIP	UZ	2000000070	8/31/2012	5,270.49
88107000	CAP Move-CWIP	UZ	2000000070	8/31/2012	1,298.28
88107000	CAP Move-CWIP	UZ	2000000070	8/31/2012	100.51
88107000	CAP Move-CWIP	UZ	2000000070	8/31/2012	0.49
88107000	CAP Move-CWIP	UN	2000000071	8/31/2012	61,995.80
88107000	CAP Move-CWIP	UZ	2000000077	8/31/2012	11.88
88107000	CAP Move-CWIP	UZ	2000000077	8/31/2012	40.09
88107000	CAP Move-CWIP	UZ	2000000077	8/31/2012	9.22
88107000	CAP Move-CWIP	UZ	2000000078	8/31/2012	95.58
88107000	CAP Move-CWIP	UZ	2000000078	8/31/2012	10.65
88107000	CAP Move-CWIP	UZ	2000000078	8/31/2012	2.43
88107000	CAP Move-CWIP	UZ	2000000078	8/31/2012	38.34
88107000	CAP Move-CWIP	UZ	2000000078	8/31/2012	206.31
88107000	CAP Move-CWIP	UZ	2000000078	8/31/2012	92.76
88107000	CAP Move-CWIP	UZ	2000000078	8/31/2012	12.14
88107000	CAP Move-CWIP	UZ	2000000080	8/31/2012	63.03
88107000	CAP Move-CWIP	UZ	2000000093	8/31/2012	119.94
88107000	CAP Move-CWIP	UZ	2000000093	8/31/2012	92.01
88107000	CAP Move-CWIP	UN	2000000113	8/31/2012	(69,652.83)
88107000	CAP Move-CWIP	UZ	2000000070	8/31/2012	20.03
88107000	CAP Move-CWIP	UZ	2000000070	8/31/2012	10.75
88107000	CAP Move-CWIP	UZ	2000000070	8/31/2012	6.58
88107000	CAP Move-CWIP	UZ	2000000070	8/31/2012	147.55
88107000	CAP Move-CWIP	UN	2000000071	8/31/2012	12,005.34
88107000	CAP Move-CWIP	UZ	2000000077	8/31/2012	9.26
88107000	CAP Move-CWIP	UZ	2000000077	8/31/2012	0.92



Kentucky American Water Company  
Case No. 2012-00520  
Response to PSC DR1, Item 31

Account	Description	Doc Type	Document Number	Posting Date	Amount
88107000	CAP Move-CWIP	UZ	2000000078	8/31/2012	1.21
88107000	CAP Move-CWIP	UZ	2000000078	8/31/2012	20.62
88107000	CAP Move-CWIP	UZ	2000000078	8/31/2012	1.19
88107000	CAP Move-CWIP	UZ	2000000078	8/31/2012	4.01
88107000	CAP Move-CWIP	UZ	2000000078	8/31/2012	6.30
88107000	CAP Move-CWIP	UZ	2000000078	8/31/2012	1.06
88107000	CAP Move-CWIP	UZ	2000000080	8/31/2012	0.25
88107000	CAP Move-CWIP	UZ	2000000080	8/31/2012	3.83
88107000	CAP Move-CWIP	UZ	2000000080	8/31/2012	9.56
88107000	CAP Move-CWIP	UZ	2000000093	8/31/2012	22.13
88107000	CAP Move-CWIP	UZ	2000000093	8/31/2012	16.98
88107000	CAP Move-CWIP	UN	2000000113	8/31/2012	(12,287.57)
88107000	CAP Move-CWIP	UZ	2000000069	8/31/2012	465.39
88107000	CAP Move-CWIP	UZ	2000000069	8/31/2012	32.40
88107000	CAP Move-CWIP	UZ	2000000070	8/31/2012	4.41
88107000	CAP Move-CWIP	UZ	2000000070	8/31/2012	59.12
88107000	CAP Move-CWIP	UZ	2000000070	8/31/2012	43.05
88107000	CAP Move-CWIP	UN	2000000071	8/31/2012	11,896.68
88107000	CAP Move-CWIP	UZ	2000000077	8/31/2012	25.21
88107000	CAP Move-CWIP	UZ	2000000077	8/31/2012	4.26
88107000	CAP Move-CWIP	UZ	2000000077	8/31/2012	15.34
88107000	CAP Move-CWIP	UZ	2000000077	8/31/2012	0.97
88107000	CAP Move-CWIP	UZ	2000000077	8/31/2012	16.03
88107000	CAP Move-CWIP	UZ	2000000078	8/31/2012	38.23
88107000	CAP Move-CWIP	UZ	2000000078	8/31/2012	4.86
88107000	CAP Move-CWIP	UZ	2000000078	8/31/2012	4.75
88107000	CAP Move-CWIP	UZ	2000000078	8/31/2012	82.53
88107000	CAP Move-CWIP	UZ	2000000078	8/31/2012	3.69
88107000	CAP Move-CWIP	UZ	2000000080	8/31/2012	37.11
88107000	CAP Move-CWIP	UZ	2000000092	8/31/2012	22.48
88107000	CAP Move-CWIP	UZ	2000000093	8/31/2012	17.24
88107000	CAP Move-CWIP	UN	2000000113	8/31/2012	(12,773.75)
88107000	CAP Move-CWIP	UZ	2000000069	8/31/2012	183.66
88107000	CAP Move-CWIP	UZ	2000000069	8/31/2012	21.12
88107000	CAP Move-CWIP	UZ	2000000070	8/31/2012	9.40
88107000	CAP Move-CWIP	UZ	2000000070	8/31/2012	16.99
88107000	CAP Move-CWIP	UN	2000000071	8/31/2012	80,532.74
88107000	CAP Move-CWIP	UZ	2000000077	8/31/2012	1.21
88107000	CAP Move-CWIP	UZ	2000000077	8/31/2012	4.01
88107000	CAP Move-CWIP	UZ	2000000077	8/31/2012	3.83
88107000	CAP Move-CWIP	UZ	2000000078	8/31/2012	9.56
88107000	CAP Move-CWIP	UZ	2000000078	8/31/2012	9.26
88107000	CAP Move-CWIP	UZ	2000000078	8/31/2012	0.92
88107000	CAP Move-CWIP	UZ	2000000078	8/31/2012	1.06
88107000	CAP Move-CWIP	UZ	2000000078	8/31/2012	20.62
88107000	CAP Move-CWIP	UZ	2000000078	8/31/2012	1.19
88107000	CAP Move-CWIP	UZ	2000000080	8/31/2012	0.25
88107000	CAP Move-CWIP	UZ	2000000080	8/31/2012	6.30
88107000	CAP Move-CWIP	UZ	2000000092	8/31/2012	147.24
88107000	CAP Move-CWIP	UZ	2000000093	8/31/2012	112.95
88107000	CAP Move-CWIP	UN	2000000113	8/31/2012	(81,082.31)
88107000	CAP Move-CWIP	UZ	2000000069	8/31/2012	9.34
88107000	CAP Move-CWIP	UZ	2000000069	8/31/2012	1.55
88107000	CAP Move-CWIP	UZ	2000000070	8/31/2012	13.94
88107000	CAP Move-CWIP	UZ	2000000070	8/31/2012	177.82
88107000	CAP Move-CWIP	UZ	2000000070	8/31/2012	39.21
88107000	CAP Move-CWIP	UN	2000000071	8/31/2012	13,272.54
88107000	CAP Move-CWIP	UZ	2000000077	8/31/2012	24.10
88107000	CAP Move-CWIP	UZ	2000000077	8/31/2012	2.83
88107000	CAP Move-CWIP	UZ	2000000078	8/31/2012	0.05
88107000	CAP Move-CWIP	UZ	2000000078	8/31/2012	1.55
88107000	CAP Move-CWIP	UZ	2000000078	8/31/2012	(0.01)
88107000	CAP Move-CWIP	UZ	2000000078	8/31/2012	2.85
88107000	CAP Move-CWIP	UZ	2000000078	8/31/2012	4.24
88107000	CAP Move-CWIP	UZ	2000000080	8/31/2012	0.55
88107000	CAP Move-CWIP	UZ	2000000080	8/31/2012	4.89
88107000	CAP Move-CWIP	UZ	2000000080	8/31/2012	8.80
88107000	CAP Move-CWIP	UZ	2000000080	8/31/2012	28.52
88107000	CAP Move-CWIP	UZ	2000000092	8/31/2012	18.81
88107000	CAP Move-CWIP	UZ	2000000093	8/31/2012	24.51
88107000	CAP Move-CWIP	UN	2000000113	8/31/2012	(13,636.09)
88107000	CAP Move-CWIP	UZ	2000000069	8/31/2012	424.68
88107000	CAP Move-CWIP	UZ	2000000069	8/31/2012	33.44
88107000	CAP Move-CWIP	UZ	2000000069	8/31/2012	31.33
88107000	CAP Move-CWIP	UZ	2000000069	8/31/2012	1,050.41
88107000	CAP Move-CWIP	UZ	2000000070	8/31/2012	80.19
88107000	CAP Move-CWIP	UZ	2000000077	8/31/2012	19.09

Kentucky American Water Company  
Case No. 2012-00520  
Response to PSC DR1, Item 31

Account	Description	Doc Type	Document Number	Posting Date	Amount
88107000	CAP Move-CWIP	UZ	2000000077	8/31/2012	12.79
88107000	CAP Move-CWIP	UZ	2000000078	8/31/2012	3.34
88107000	CAP Move-CWIP	UZ	2000000078	8/31/2012	63.48
88107000	CAP Move-CWIP	UZ	2000000078	8/31/2012	3.79
88107000	CAP Move-CWIP	UZ	2000000078	8/31/2012	3.72
88107000	CAP Move-CWIP	UZ	2000000078	8/31/2012	28.82
88107000	CAP Move-CWIP	UZ	2000000078	8/31/2012	31.08
88107000	CAP Move-CWIP	UZ	2000000080	8/31/2012	13.76
88107000	CAP Move-CWIP	UZ	2000000080	8/31/2012	1.36
88107000	CAP Move-CWIP	UZ	2000000080	8/31/2012	3.15
88107000	CAP Move-CWIP	UZ	2000000092	8/31/2012	171.90
88107000	CAP Move-CWIP	UZ	2000000093	8/31/2012	224.08
88107000	CAP Move-CWIP	UZ	2000000093	8/31/2012	2.42
88107000	CAP Move-CWIP	UZ	2000000093	8/31/2012	3.16
88107000	CAP Move-CWIP	UN	2000000113	8/31/2012	(5.58)
88107000	CAP Move-CWIP	UZ	2000000069	8/31/2012	2.66
88107000	CAP Move-CWIP	UZ	2000000069	8/31/2012	28.80
88107000	CAP Move-CWIP	UZ	2000000069	8/31/2012	2.31
88107000	CAP Move-CWIP	UZ	2000000070	8/31/2012	4.18
88107000	CAP Move-CWIP	UZ	2000000092	8/31/2012	29.43
88107000	CAP Move-CWIP	UZ	2000000093	8/31/2012	38.37
88107000	CAP Move-CWIP	UZ	2000000069	8/31/2012	14.44
88107000	CAP Move-CWIP	UZ	2000000069	8/31/2012	2.69
88107000	CAP Move-CWIP	UZ	2000000069	8/31/2012	8,218.69
88107000	CAP Move-CWIP	UZ	2000000070	8/31/2012	16.07
88107000	CAP Move-CWIP	UZ	2000000070	8/31/2012	174.78
88107000	CAP Move-CWIP	UZ	2000000077	8/31/2012	3.83
88107000	CAP Move-CWIP	UZ	2000000077	8/31/2012	1.21
88107000	CAP Move-CWIP	UZ	2000000077	8/31/2012	6.30
88107000	CAP Move-CWIP	UZ	2000000077	8/31/2012	4.01
88107000	CAP Move-CWIP	UZ	2000000078	8/31/2012	9.56
88107000	CAP Move-CWIP	UZ	2000000080	8/31/2012	1.19
88107000	CAP Move-CWIP	UZ	2000000080	8/31/2012	9.26
88107000	CAP Move-CWIP	UZ	2000000080	8/31/2012	0.92
88107000	CAP Move-CWIP	UZ	2000000080	8/31/2012	20.62
88107000	CAP Move-CWIP	UZ	2000000080	8/31/2012	0.25
88107000	CAP Move-CWIP	UZ	2000000080	8/31/2012	1.06
88107000	CAP Move-CWIP	UZ	2000000093	8/31/2012	49.48
88107000	CAP Move-CWIP	UZ	2000000093	8/31/2012	64.50
88107000	CAP Move-CWIP	UZ	2000000069	8/31/2012	16.08
88107000	CAP Move-CWIP	UZ	2000000069	8/31/2012	14.44
88107000	CAP Move-CWIP	UZ	2000000070	8/31/2012	174.78
88107000	CAP Move-CWIP	UZ	2000000070	8/31/2012	2.69
88107000	CAP Move-CWIP	UZ	2000000070	8/31/2012	10,341.48
88107000	CAP Move-CWIP	UZ	2000000077	8/31/2012	9.56
88107000	CAP Move-CWIP	UZ	2000000077	8/31/2012	3.83
88107000	CAP Move-CWIP	UZ	2000000077	8/31/2012	6.30
88107000	CAP Move-CWIP	UZ	2000000077	8/31/2012	9.26
88107000	CAP Move-CWIP	UZ	2000000077	8/31/2012	4.01
88107000	CAP Move-CWIP	UZ	2000000078	8/31/2012	1.19
88107000	CAP Move-CWIP	UZ	2000000078	8/31/2012	1.06
88107000	CAP Move-CWIP	UZ	2000000078	8/31/2012	1.21
88107000	CAP Move-CWIP	UZ	2000000078	8/31/2012	20.62
88107000	CAP Move-CWIP	UZ	2000000080	8/31/2012	0.92
88107000	CAP Move-CWIP	UZ	2000000080	8/31/2012	0.25
88107000	CAP Move-CWIP	UZ	2000000092	8/31/2012	67.88
88107000	CAP Move-CWIP	UZ	2000000093	8/31/2012	52.07
88107000	CAP Move-CWIP	UZ	2000000069	8/31/2012	0.34
88107000	CAP Move-CWIP	UZ	2000000069	8/31/2012	33.68
88107000	CAP Move-CWIP	UZ	2000000069	8/31/2012	95.46
88107000	CAP Move-CWIP	UZ	2000000070	8/31/2012	14,523.78
88107000	CAP Move-CWIP	UZ	2000000070	8/31/2012	434.23
88107000	CAP Move-CWIP	UZ	2000000070	8/31/2012	22.80
88107000	CAP Move-CWIP	UZ	2000000077	8/31/2012	28.68
88107000	CAP Move-CWIP	UZ	2000000077	8/31/2012	12.02
88107000	CAP Move-CWIP	UZ	2000000077	8/31/2012	18.91
88107000	CAP Move-CWIP	UZ	2000000077	8/31/2012	3.20
88107000	CAP Move-CWIP	UZ	2000000078	8/31/2012	3.63
88107000	CAP Move-CWIP	UZ	2000000078	8/31/2012	2.77
88107000	CAP Move-CWIP	UZ	2000000078	8/31/2012	61.89
88107000	CAP Move-CWIP	UZ	2000000078	8/31/2012	3.57
88107000	CAP Move-CWIP	UZ	2000000078	8/31/2012	0.73
88107000	CAP Move-CWIP	UZ	2000000078	8/31/2012	11.50
88107000	CAP Move-CWIP	UZ	2000000080	8/31/2012	27.80
88107000	CAP Move-CWIP	UZ	2000000092	8/31/2012	176.79
88107000	CAP Move-CWIP	UZ	2000000093	8/31/2012	230.46
88107000	CAP Move-CWIP	UZ	2000000069	8/31/2012	28.44

Kentucky American Water Company  
Case No. 2012-00520  
Response to PSC DR1, Item 31

Account	Description	Doc Type	Document Number	Posting Date	Amount
88107000	CAP Move-CWIP	UZ	2000000069	8/31/2012	14,752.35
88107000	CAP Move-CWIP	UZ	2000000070	8/31/2012	2.63
88107000	CAP Move-CWIP	UZ	2000000070	8/31/2012	0.44
88107000	CAP Move-CWIP	UZ	2000000070	8/31/2012	2.42
88107000	CAP Move-CWIP	UZ	2000000092	8/31/2012	133.97
88107000	CAP Move-CWIP	UZ	2000000092	8/31/2012	174.63
88107000	CAP Move-CWIP	UZ	2000000069	8/31/2012	129.42
88107000	CAP Move-CWIP	UZ	2000000069	8/31/2012	73.00
88107000	CAP Move-CWIP	UZ	2000000069	8/31/2012	430.57
88107000	CAP Move-CWIP	UZ	2000000070	8/31/2012	1,170.81
88107000	CAP Move-CWIP	UZ	2000000070	8/31/2012	33.53
88107000	CAP Move-CWIP	UZ	2000000077	8/31/2012	9.59
88107000	CAP Move-CWIP	UZ	2000000077	8/31/2012	8.30
88107000	CAP Move-CWIP	UZ	2000000077	8/31/2012	36.07
88107000	CAP Move-CWIP	UZ	2000000077	8/31/2012	83.47
88107000	CAP Move-CWIP	UZ	2000000077	8/31/2012	185.66
88107000	CAP Move-CWIP	UZ	2000000077	8/31/2012	56.73
88107000	CAP Move-CWIP	UZ	2000000078	8/31/2012	2.18
88107000	CAP Move-CWIP	UZ	2000000080	8/31/2012	10.70
88107000	CAP Move-CWIP	UZ	2000000080	8/31/2012	86.02
88107000	CAP Move-CWIP	UZ	2000000080	8/31/2012	10.93
88107000	CAP Move-CWIP	UZ	2000000080	8/31/2012	34.51
88107000	CAP Move-CWIP	UZ	2000000092	8/31/2012	69.82
88107000	CAP Move-CWIP	UZ	2000000092	8/31/2012	91.02
88107000	CAP Move-CWIP	UZ	2000000093	8/31/2012	0.16
88107000	CAP Move-CWIP	UZ	2000000093	8/31/2012	0.21
88107000	CAP Move-CWIP	UZ	2000000069	8/31/2012	149.42
88107000	CAP Move-CWIP	UZ	2000000070	8/31/2012	67.41
88107000	CAP Move-CWIP	UZ	2000000070	8/31/2012	69.82
88107000	CAP Move-CWIP	UZ	2000000070	8/31/2012	3,013.55
88107000	CAP Move-CWIP	UZ	2000000070	8/31/2012	1,126.61
88107000	CAP Move-CWIP	UZ	2000000077	8/31/2012	10.93
88107000	CAP Move-CWIP	UZ	2000000077	8/31/2012	83.47
88107000	CAP Move-CWIP	UZ	2000000077	8/31/2012	8.30
88107000	CAP Move-CWIP	UZ	2000000077	8/31/2012	185.66
88107000	CAP Move-CWIP	UZ	2000000078	8/31/2012	36.07
88107000	CAP Move-CWIP	UZ	2000000078	8/31/2012	9.59
88107000	CAP Move-CWIP	UZ	2000000078	8/31/2012	10.70
88107000	CAP Move-CWIP	UZ	2000000078	8/31/2012	56.73
88107000	CAP Move-CWIP	UZ	2000000078	8/31/2012	34.51
88107000	CAP Move-CWIP	UZ	2000000078	8/31/2012	86.02
88107000	CAP Move-CWIP	UZ	2000000080	8/31/2012	2.18
88107000	CAP Move-CWIP	UZ	2000000093	8/31/2012	78.96
88107000	CAP Move-CWIP	UZ	2000000093	8/31/2012	102.94
88107000	CAP Move-CWIP	UZ	2000000092	8/31/2012	0.21
88107000	CAP Move-CWIP	UZ	2000000093	8/31/2012	0.16
88107000	CAP Move-CWIP	UZ	2000000069	8/31/2012	57.28
88107000	CAP Move-CWIP	UZ	2000000069	8/31/2012	445.19
88107000	CAP Move-CWIP	UZ	2000000069	8/31/2012	20,522.36
88107000	CAP Move-CWIP	UZ	2000000069	8/31/2012	13.93
88107000	CAP Move-CWIP	UZ	2000000069	8/31/2012	7.02
88107000	CAP Move-CWIP	UZ	2000000070	8/31/2012	25.80
88107000	CAP Move-CWIP	UZ	2000000077	8/31/2012	3.69
88107000	CAP Move-CWIP	UZ	2000000077	8/31/2012	16.03
88107000	CAP Move-CWIP	UZ	2000000077	8/31/2012	4.75
88107000	CAP Move-CWIP	UZ	2000000077	8/31/2012	4.86
88107000	CAP Move-CWIP	UZ	2000000078	8/31/2012	0.97
88107000	CAP Move-CWIP	UZ	2000000078	8/31/2012	82.53
88107000	CAP Move-CWIP	UZ	2000000078	8/31/2012	15.34
88107000	CAP Move-CWIP	UZ	2000000078	8/31/2012	4.26
88107000	CAP Move-CWIP	UZ	2000000078	8/31/2012	25.21
88107000	CAP Move-CWIP	UZ	2000000080	8/31/2012	38.23
88107000	CAP Move-CWIP	UZ	2000000080	8/31/2012	37.11
88107000	CAP Move-CWIP	UZ	2000000092	8/31/2012	126.78
88107000	CAP Move-CWIP	UZ	2000000093	8/31/2012	97.26
88107000	CAP Move-CWIP	UZ	2000000092	8/31/2012	0.02
88107000	CAP Move-CWIP	UZ	2000000093	8/31/2012	0.03
88107000	CAP Move-CWIP	UZ	2000000069	8/31/2012	501.91
88107000	CAP Move-CWIP	UZ	2000000069	8/31/2012	1,420.07
88107000	CAP Move-CWIP	UZ	2000000070	8/31/2012	1.02
88107000	CAP Move-CWIP	UZ	2000000070	8/31/2012	29.73
88107000	CAP Move-CWIP	UZ	2000000070	8/31/2012	18.66
88107000	CAP Move-CWIP	UZ	2000000070	8/31/2012	60.55
88107000	CAP Move-CWIP	UZ	2000000077	8/31/2012	4.75
88107000	CAP Move-CWIP	UZ	2000000077	8/31/2012	82.53
88107000	CAP Move-CWIP	UZ	2000000078	8/31/2012	3.69
88107000	CAP Move-CWIP	UZ	2000000078	8/31/2012	4.86

Kentucky American Water Company  
Case No. 2012-00520  
Response to PSC DR1, Item 31

Account	Description	Doc Type	Document Number	Posting Date	Amount
88107000	CAP Move-CWIP	UZ	2000000078	8/31/2012	38.23
88107000	CAP Move-CWIP	UZ	2000000078	8/31/2012	0.97
88107000	CAP Move-CWIP	UZ	2000000078	8/31/2012	37.11
88107000	CAP Move-CWIP	UZ	2000000078	8/31/2012	15.34
88107000	CAP Move-CWIP	UZ	2000000078	8/31/2012	25.21
88107000	CAP Move-CWIP	UZ	2000000078	8/31/2012	16.03
88107000	CAP Move-CWIP	UZ	2000000080	8/31/2012	4.26
88107000	CAP Move-CWIP	UZ	2000000093	8/31/2012	65.58
88107000	CAP Move-CWIP	UZ	2000000093	8/31/2012	50.31
88107000	CAP Move-CWIP	UZ	2000000093	8/31/2012	0.10
88107000	CAP Move-CWIP	UZ	2000000093	8/31/2012	0.08
88107000	CAP Move-CWIP	UZ	2000000069	8/31/2012	2,569.48
88107000	CAP Move-CWIP	UZ	2000000069	8/31/2012	29.14
88107000	CAP Move-CWIP	UZ	2000000070	8/31/2012	34.48
88107000	CAP Move-CWIP	UZ	2000000070	8/31/2012	52.59
88107000	CAP Move-CWIP	UZ	2000000070	8/31/2012	552.41
88107000	CAP Move-CWIP	UZ	2000000077	8/31/2012	3.69
88107000	CAP Move-CWIP	UZ	2000000078	8/31/2012	16.03
88107000	CAP Move-CWIP	UZ	2000000078	8/31/2012	4.26
88107000	CAP Move-CWIP	UZ	2000000078	8/31/2012	15.34
88107000	CAP Move-CWIP	UZ	2000000078	8/31/2012	25.21
88107000	CAP Move-CWIP	UZ	2000000078	8/31/2012	0.97
88107000	CAP Move-CWIP	UZ	2000000078	8/31/2012	82.53
88107000	CAP Move-CWIP	UZ	2000000078	8/31/2012	37.11
88107000	CAP Move-CWIP	UZ	2000000080	8/31/2012	38.23
88107000	CAP Move-CWIP	UZ	2000000080	8/31/2012	4.86
88107000	CAP Move-CWIP	UZ	2000000080	8/31/2012	4.75
88107000	CAP Move-CWIP	UZ	2000000092	8/31/2012	69.88
88107000	CAP Move-CWIP	UZ	2000000093	8/31/2012	53.60
88107000	CAP Move-CWIP	UZ	2000000092	8/31/2012	0.51
88107000	CAP Move-CWIP	UZ	2000000092	8/31/2012	0.39
88107000	CAP Move-CWIP	UZ	2000000069	8/31/2012	554.29
88107000	CAP Move-CWIP	UZ	2000000069	8/31/2012	34.62
88107000	CAP Move-CWIP	UZ	2000000069	8/31/2012	52.56
88107000	CAP Move-CWIP	UZ	2000000070	8/31/2012	2,569.48
88107000	CAP Move-CWIP	UZ	2000000070	8/31/2012	29.32
88107000	CAP Move-CWIP	UZ	2000000077	8/31/2012	82.53
88107000	CAP Move-CWIP	UZ	2000000077	8/31/2012	25.21
88107000	CAP Move-CWIP	UZ	2000000078	8/31/2012	4.86
88107000	CAP Move-CWIP	UZ	2000000078	8/31/2012	38.23
88107000	CAP Move-CWIP	UZ	2000000078	8/31/2012	4.26
88107000	CAP Move-CWIP	UZ	2000000078	8/31/2012	0.97
88107000	CAP Move-CWIP	UZ	2000000078	8/31/2012	3.69
88107000	CAP Move-CWIP	UZ	2000000078	8/31/2012	15.34
88107000	CAP Move-CWIP	UZ	2000000079	8/31/2012	16.03
88107000	CAP Move-CWIP	UZ	2000000080	8/31/2012	37.11
88107000	CAP Move-CWIP	UZ	2000000080	8/31/2012	4.75
88107000	CAP Move-CWIP	UZ	2000000092	8/31/2012	63.84
88107000	CAP Move-CWIP	UZ	2000000093	8/31/2012	48.98
88107000	CAP Move-CWIP	UZ	2000000092	8/31/2012	0.45
88107000	CAP Move-CWIP	UZ	2000000092	8/31/2012	0.59
88107000	CAP Move-CWIP	UZ	2000000069	8/31/2012	15,993.99
88107000	CAP Move-CWIP	UZ	2000000069	8/31/2012	898.09
88107000	CAP Move-CWIP	UZ	2000000070	8/31/2012	68.77
88107000	CAP Move-CWIP	UZ	2000000070	8/31/2012	7.52
88107000	CAP Move-CWIP	UZ	2000000070	8/31/2012	88.03
88107000	CAP Move-CWIP	UZ	2000000070	8/31/2012	51.80
88107000	CAP Move-CWIP	UZ	2000000077	8/31/2012	144.40
88107000	CAP Move-CWIP	UZ	2000000077	8/31/2012	64.92
88107000	CAP Move-CWIP	UZ	2000000077	8/31/2012	7.44
88107000	CAP Move-CWIP	UZ	2000000077	8/31/2012	8.51
88107000	CAP Move-CWIP	UZ	2000000077	8/31/2012	6.46
88107000	CAP Move-CWIP	UZ	2000000078	8/31/2012	1.70
88107000	CAP Move-CWIP	UZ	2000000078	8/31/2012	28.06
88107000	CAP Move-CWIP	UZ	2000000078	8/31/2012	26.84
88107000	CAP Move-CWIP	UZ	2000000078	8/31/2012	44.12
88107000	CAP Move-CWIP	UZ	2000000078	8/31/2012	8.32
88107000	CAP Move-CWIP	UZ	2000000078	8/31/2012	66.90
88107000	CAP Move-CWIP	UZ	2000000092	8/31/2012	457.94
88107000	CAP Move-CWIP	UZ	2000000093	8/31/2012	351.30
88107000	CAP Move-CWIP	UZ	2000000069	8/31/2012	53.08
88107000	CAP Move-CWIP	UZ	2000000069	8/31/2012	88.93
88107000	CAP Move-CWIP	UZ	2000000070	8/31/2012	11,299.88
88107000	CAP Move-CWIP	UZ	2000000070	8/31/2012	914.21
88107000	CAP Move-CWIP	UZ	2000000070	8/31/2012	70.30
88107000	CAP Move-CWIP	UZ	2000000078	8/31/2012	6.46
88107000	CAP Move-CWIP	UZ	2000000078	8/31/2012	26.84

Kentucky American Water Company  
Case No. 2012-00520  
Response to PSC DR1, Item 31

Account	Description	Doc Type	Document Number	Posting Date	Amount
88107000	CAP Move-CWIP	UZ	2000000078	8/31/2012	64.92
88107000	CAP Move-CWIP	UZ	2000000078	8/31/2012	144.40
88107000	CAP Move-CWIP	UZ	2000000078	8/31/2012	44.12
88107000	CAP Move-CWIP	UZ	2000000078	8/31/2012	66.90
88107000	CAP Move-CWIP	UZ	2000000078	8/31/2012	7.44
88107000	CAP Move-CWIP	UZ	2000000078	8/31/2012	8.51
88107000	CAP Move-CWIP	UZ	2000000078	8/31/2012	28.06
88107000	CAP Move-CWIP	UZ	2000000078	8/31/2012	8.32
88107000	CAP Move-CWIP	UZ	2000000080	8/31/2012	1.70
88107000	CAP Move-CWIP	UZ	2000000092	8/31/2012	283.14
88107000	CAP Move-CWIP	UZ	2000000093	8/31/2012	217.21
88107000	CAP Move-CWIP	UZ	2000000093	8/31/2012	45.62
88107000	CAP Move-CWIP	UZ	2000000093	8/31/2012	34.99
88107000	CAP Move-CWIP	UZ	2000000092	8/31/2012	34.99
88107000	CAP Move-CWIP	UZ	2000000092	8/31/2012	45.62
88107000	CAP Move-CWIP	UZ	2000000093	8/31/2012	0.01
88107000	CAP Move-CWIP	UZ	2000000069	8/31/2012	17.61
88107000	CAP Move-CWIP	UZ	2000000069	8/31/2012	171.78
88107000	CAP Move-CWIP	UZ	2000000069	8/31/2012	1,038.76
88107000	CAP Move-CWIP	UZ	2000000069	8/31/2012	7,191.33
88107000	CAP Move-CWIP	UZ	2000000070	8/31/2012	1,208.70
88107000	CAP Move-CWIP	UZ	2000000070	8/31/2012	543.83
88107000	CAP Move-CWIP	UZ	2000000077	8/31/2012	50.73
88107000	CAP Move-CWIP	UZ	2000000077	8/31/2012	13.32
88107000	CAP Move-CWIP	UZ	2000000078	8/31/2012	210.88
88107000	CAP Move-CWIP	UZ	2000000078	8/31/2012	1,134.66
88107000	CAP Move-CWIP	UZ	2000000078	8/31/2012	525.70
88107000	CAP Move-CWIP	UZ	2000000078	8/31/2012	65.35
88107000	CAP Move-CWIP	UZ	2000000078	8/31/2012	220.44
88107000	CAP Move-CWIP	UZ	2000000078	8/31/2012	58.56
88107000	CAP Move-CWIP	UZ	2000000080	8/31/2012	66.77
88107000	CAP Move-CWIP	UZ	2000000080	8/31/2012	510.17
88107000	CAP Move-CWIP	UZ	2000000080	8/31/2012	346.69
88107000	CAP Move-CWIP	UZ	2000000092	8/31/2012	292.12
88107000	CAP Move-CWIP	UZ	2000000093	8/31/2012	380.80
88107000	CAP Move-CWIP	UZ	2000000093	8/31/2012	0.11
88107000	CAP Move-CWIP	UZ	2000000093	8/31/2012	0.15
88107000	CAP Move-CWIP	UZ	2000000069	8/31/2012	5.99
88107000	CAP Move-CWIP	UZ	2000000069	8/31/2012	517.71
88107000	CAP Move-CWIP	UZ	2000000069	8/31/2012	4,675.53
88107000	CAP Move-CWIP	UZ	2000000070	8/31/2012	278.99
88107000	CAP Move-CWIP	UZ	2000000070	8/31/2012	4,315.71
88107000	CAP Move-CWIP	UZ	2000000070	8/31/2012	177.07
88107000	CAP Move-CWIP	UZ	2000000077	8/31/2012	148.31
88107000	CAP Move-CWIP	UZ	2000000077	8/31/2012	43.96
88107000	CAP Move-CWIP	UZ	2000000077	8/31/2012	343.19
88107000	CAP Move-CWIP	UZ	2000000077	8/31/2012	763.31
88107000	CAP Move-CWIP	UZ	2000000077	8/31/2012	44.93
88107000	CAP Move-CWIP	UZ	2000000077	8/31/2012	233.23
88107000	CAP Move-CWIP	UZ	2000000078	8/31/2012	34.12
88107000	CAP Move-CWIP	UZ	2000000078	8/31/2012	141.87
88107000	CAP Move-CWIP	UZ	2000000080	8/31/2012	353.65
88107000	CAP Move-CWIP	UZ	2000000080	8/31/2012	8.97
88107000	CAP Move-CWIP	UZ	2000000080	8/31/2012	39.39
88107000	CAP Move-CWIP	UZ	2000000092	8/31/2012	325.34
88107000	CAP Move-CWIP	UZ	2000000093	8/31/2012	249.57
88107000	CAP Move-CWIP	UZ	2000000069	8/31/2012	71.85
88107000	CAP Move-CWIP	UZ	2000000069	8/31/2012	128.71
88107000	CAP Move-CWIP	UZ	2000000069	8/31/2012	47.77
88107000	CAP Move-CWIP	UZ	2000000070	8/31/2012	1,019.38
88107000	CAP Move-CWIP	UZ	2000000077	8/31/2012	9.51
88107000	CAP Move-CWIP	UZ	2000000077	8/31/2012	8.51
88107000	CAP Move-CWIP	UZ	2000000077	8/31/2012	30.67
88107000	CAP Move-CWIP	UZ	2000000077	8/31/2012	7.38
88107000	CAP Move-CWIP	UZ	2000000077	8/31/2012	76.47
88107000	CAP Move-CWIP	UZ	2000000077	8/31/2012	9.70
88107000	CAP Move-CWIP	UZ	2000000078	8/31/2012	165.03
88107000	CAP Move-CWIP	UZ	2000000080	8/31/2012	1.93
88107000	CAP Move-CWIP	UZ	2000000080	8/31/2012	74.20
88107000	CAP Move-CWIP	UZ	2000000080	8/31/2012	32.06
88107000	CAP Move-CWIP	UZ	2000000080	8/31/2012	50.43
88107000	CAP Move-CWIP	UZ	2000000092	8/31/2012	49.90
88107000	CAP Move-CWIP	UZ	2000000092	8/31/2012	65.05
88107000	CAP Move-CWIP	UZ	2000000070	8/31/2012	134.57
88107000	CAP Move-CWIP	UZ	2000000093	8/31/2012	1.24
88107000	CAP Move-CWIP	UZ	2000000093	8/31/2012	0.95
88107000	CAP Move-CWIP	UN	2000000113	8/31/2012	(136.76)

Kentucky American Water Company  
Case No. 2012-00520  
Response to PSC DR1, Item 31

Account	Description	Doc Type	Document Number	Posting Date	Amount
88107000	CAP Move-CWIP	UZ	2000000069	8/31/2012	134.57
88107000	CAP Move-CWIP	UZ	2000000093	8/31/2012	1.28
88107000	CAP Move-CWIP	UZ	2000000093	8/31/2012	0.98
88107000	CAP Move-CWIP	UN	2000000113	8/31/2012	(136.83)
88107000	CAP Move-CWIP	UZ	2000000070	8/31/2012	134.57
88107000	CAP Move-CWIP	UZ	2000000092	8/31/2012	1.00
88107000	CAP Move-CWIP	UZ	2000000093	8/31/2012	1.31
88107000	CAP Move-CWIP	UN	2000000113	8/31/2012	(136.88)
88107000	CAP Move-CWIP	UZ	2000000069	8/31/2012	40.16
88107000	CAP Move-CWIP	UZ	2000000093	8/31/2012	6.75
88107000	CAP Move-CWIP	UZ	2000000093	8/31/2012	5.18
88107000	CAP Move-CWIP	UN	2000000113	8/31/2012	(52.09)
88107000	CAP Move-CWIP	UZ	2000000069	8/31/2012	40.16
88107000	CAP Move-CWIP	UZ	2000000092	8/31/2012	5.18
88107000	CAP Move-CWIP	UZ	2000000093	8/31/2012	6.75
88107000	CAP Move-CWIP	UN	2000000113	8/31/2012	(52.09)
88107000	CAP Move-CWIP	UZ	2000000069	8/31/2012	40.16
88107000	CAP Move-CWIP	UZ	2000000093	8/31/2012	5.18
88107000	CAP Move-CWIP	UZ	2000000093	8/31/2012	6.75
88107000	CAP Move-CWIP	UN	2000000113	8/31/2012	(52.09)
88107000	CAP Move-CWIP	UN	2000000071	8/31/2012	663.33
88107000	CAP Move-CWIP	UZ	2000000093	8/31/2012	1.21
88107000	CAP Move-CWIP	UZ	2000000093	8/31/2012	0.93
88107000	CAP Move-CWIP	UN	2000000113	8/31/2012	(665.47)
88107000	CAP Move-CWIP	UZ	2000000069	8/31/2012	489.66
88107000	CAP Move-CWIP	UZ	2000000092	8/31/2012	11.23
88107000	CAP Move-CWIP	UZ	2000000093	8/31/2012	8.61
88107000	CAP Move-CWIP	UN	2000000113	8/31/2012	(509.50)
88107000	CAP Move-CWIP	UN	2000000071	8/31/2012	27.19
88107000	CAP Move-CWIP	UZ	2000000092	8/31/2012	0.04
88107000	CAP Move-CWIP	UZ	2000000093	8/31/2012	0.05
88107000	CAP Move-CWIP	UN	2000000113	8/31/2012	(27.28)
88107000	CAP Move-CWIP	UZ	2000000069	8/31/2012	30.63
88107000	CAP Move-CWIP	UZ	2000000069	8/31/2012	36.52
88107000	CAP Move-CWIP	UZ	2000000069	8/31/2012	394.83
88107000	CAP Move-CWIP	UZ	2000000069	8/31/2012	57.75
88107000	CAP Move-CWIP	UN	2000000071	8/31/2012	141.45
88107000	CAP Move-CWIP	UZ	2000000077	8/31/2012	621.36
88107000	CAP Move-CWIP	UZ	2000000078	8/31/2012	79.36
88107000	CAP Move-CWIP	UZ	2000000078	8/31/2012	7.28
88107000	CAP Move-CWIP	UZ	2000000078	8/31/2012	27.44
88107000	CAP Move-CWIP	UZ	2000000078	8/31/2012	3.21
88107000	CAP Move-CWIP	UZ	2000000078	8/31/2012	23.21
88107000	CAP Move-CWIP	UZ	2000000080	8/31/2012	3.78
88107000	CAP Move-CWIP	UZ	2000000080	8/31/2012	360.09
88107000	CAP Move-CWIP	UZ	2000000080	8/31/2012	6.64
88107000	CAP Move-CWIP	UZ	2000000080	8/31/2012	6.51
88107000	CAP Move-CWIP	UZ	2000000080	8/31/2012	13.53
88107000	CAP Move-CWIP	UZ	2000000092	8/31/2012	1.78
88107000	CAP Move-CWIP	UZ	2000000092	8/31/2012	1.37
88107000	CAP Move-CWIP	UN	2000000113	8/31/2012	(1,816.74)
88107000	CAP Move-CWIP	UN	2000000071	8/31/2012	233.37
88107000	CAP Move-CWIP	UZ	2000000092	8/31/2012	0.43
88107000	CAP Move-CWIP	UZ	2000000093	8/31/2012	0.33
88107000	CAP Move-CWIP	UN	2000000113	8/31/2012	(234.13)
88107000	CAP Move-CWIP	UZ	2000000093	8/31/2012	16.35
88107000	CAP Move-CWIP	UZ	2000000093	8/31/2012	21.31
88107000	CAP Move-CWIP	UZ	2000000069	8/31/2012	201.85
88107000	CAP Move-CWIP	UZ	2000000092	8/31/2012	3.83
88107000	CAP Move-CWIP	UZ	2000000093	8/31/2012	2.94
88107000	CAP Move-CWIP	UZ	2000000070	8/31/2012	201.85
88107000	CAP Move-CWIP	UZ	2000000092	8/31/2012	3.83
88107000	CAP Move-CWIP	UZ	2000000092	8/31/2012	2.94
88107000	CAP Move-CWIP	UZ	2000000092	8/31/2012	16.34
88107000	CAP Move-CWIP	UZ	2000000093	8/31/2012	21.31
88107000	CAP Move-CWIP	UZ	2000000093	8/31/2012	11.94
88107000	CAP Move-CWIP	UZ	2000000093	8/31/2012	9.16
88107000	CAP Move-CWIP	UN	2000000113	8/31/2012	(21.10)
88107000	CAP Move-CWIP	UZ	2000000092	8/31/2012	11.94
88107000	CAP Move-CWIP	UZ	2000000093	8/31/2012	9.16
88107000	CAP Move-CWIP	UN	2000000113	8/31/2012	(21.10)
88107000	CAP Move-CWIP	UZ	2000000092	8/31/2012	11.94
88107000	CAP Move-CWIP	UZ	2000000092	8/31/2012	9.16
88107000	CAP Move-CWIP	UN	2000000113	8/31/2012	(21.10)
88107000	CAP Move-CWIP	UZ	2000000093	8/31/2012	35.81
88107000	CAP Move-CWIP	UZ	2000000093	8/31/2012	27.47
88107000	CAP Move-CWIP	UZ	2000000092	8/31/2012	35.81

Kentucky American Water Company  
Case No. 2012-00520  
Response to PSC DR1, Item 31

Account	Description	Doc Type	Document Number	Posting Date	Amount
88107000	CAP Move-CWIP	UZ	200000093	8/31/2012	27.47
88107000	CAP Move-CWIP	UZ	200000092	8/31/2012	4.38
88107000	CAP Move-CWIP	UZ	200000092	8/31/2012	5.71
88107000	CAP Move-CWIP	UN	2000000113	8/31/2012	(10.09)
88107000	CAP Move-CWIP	UZ	200000093	8/31/2012	4.38
88107000	CAP Move-CWIP	UZ	200000093	8/31/2012	5.71
88107000	CAP Move-CWIP	UN	2000000113	8/31/2012	(10.09)
88107000	CAP Move-CWIP	UZ	200000092	8/31/2012	4.38
88107000	CAP Move-CWIP	UZ	200000093	8/31/2012	5.71
88107000	CAP Move-CWIP	UN	2000000113	8/31/2012	(10.09)
88107000	CAP Move-CWIP	UZ	200000092	8/31/2012	17.09
88107000	CAP Move-CWIP	UZ	200000093	8/31/2012	13.11
88107000	CAP Move-CWIP	UZ	200000092	8/31/2012	17.09
88107000	CAP Move-CWIP	UZ	200000093	8/31/2012	13.11
88107000	CAP Move-CWIP	UZ	200000069	8/31/2012	107.66
88107000	CAP Move-CWIP	UZ	200000092	8/31/2012	3.27
88107000	CAP Move-CWIP	UZ	200000093	8/31/2012	2.51
88107000	CAP Move-CWIP	UZ	200000093	8/31/2012	0.01
88107000	CAP Move-CWIP	UZ	200000093	8/31/2012	11.24
88107000	CAP Move-CWIP	UZ	200000093	8/31/2012	8.62
88107000	CAP Move-CWIP	UN	2000000113	8/31/2012	(19.86)
88107000	CAP Move-CWIP	UN	2000000071	8/31/2012	5,391.86
88107000	CAP Move-CWIP	UZ	200000092	8/31/2012	9.84
88107000	CAP Move-CWIP	UZ	200000093	8/31/2012	7.55
88107000	CAP Move-CWIP	UN	2000000113	8/31/2012	(5,409.25)
88107000	CAP Move-CWIP	UZ	200000093	8/31/2012	6.85
88107000	CAP Move-CWIP	UZ	200000093	8/31/2012	8.93
88107000	CAP Move-CWIP	UN	2000000113	8/31/2012	(15.78)
88107000	CAP Move-CWIP	UZ	200000092	8/31/2012	6.85
88107000	CAP Move-CWIP	UZ	200000093	8/31/2012	8.93
88107000	CAP Move-CWIP	UN	2000000113	8/31/2012	(15.78)
88107000	CAP Move-CWIP	UZ	200000092	8/31/2012	26.80
88107000	CAP Move-CWIP	UZ	200000093	8/31/2012	20.56
88107000	CAP Move-CWIP	UZ	200000092	8/31/2012	26.80
88107000	CAP Move-CWIP	UZ	200000093	8/31/2012	20.56
88107000	CAP Move-CWIP	UZ	200000093	8/31/2012	8.93
88107000	CAP Move-CWIP	UZ	200000093	8/31/2012	6.85
88107000	CAP Move-CWIP	UN	2000000113	8/31/2012	(15.78)
88107000	CAP Move-CWIP	UZ	200000069	8/31/2012	28.16
88107000	CAP Move-CWIP	UZ	200000069	8/31/2012	406.37
88107000	CAP Move-CWIP	UZ	200000069	8/31/2012	30.73
88107000	CAP Move-CWIP	UZ	200000069	8/31/2012	25.04
88107000	CAP Move-CWIP	UZ	200000077	8/31/2012	18.91
88107000	CAP Move-CWIP	UZ	200000077	8/31/2012	2.77
88107000	CAP Move-CWIP	UZ	200000077	8/31/2012	11.50
88107000	CAP Move-CWIP	UZ	200000077	8/31/2012	3.63
88107000	CAP Move-CWIP	UZ	200000077	8/31/2012	12.02
88107000	CAP Move-CWIP	UZ	200000078	8/31/2012	61.89
88107000	CAP Move-CWIP	UZ	200000080	8/31/2012	3.20
88107000	CAP Move-CWIP	UZ	200000080	8/31/2012	27.80
88107000	CAP Move-CWIP	UZ	200000080	8/31/2012	28.68
88107000	CAP Move-CWIP	UZ	200000080	8/31/2012	0.73
88107000	CAP Move-CWIP	UZ	200000080	8/31/2012	3.57
88107000	CAP Move-CWIP	UZ	200000093	8/31/2012	0.61
88107000	CAP Move-CWIP	UZ	200000093	8/31/2012	0.47
88107000	CAP Move-CWIP	UN	2000000113	8/31/2012	(666.08)
88107000	CAP Move-CWIP	UZ	200000069	8/31/2012	36.09
88107000	CAP Move-CWIP	UZ	200000069	8/31/2012	726.83
88107000	CAP Move-CWIP	UZ	200000070	8/31/2012	56.35
88107000	CAP Move-CWIP	UZ	200000070	8/31/2012	74.18
88107000	CAP Move-CWIP	UZ	200000070	8/31/2012	6,336.92
88107000	CAP Move-CWIP	UZ	200000077	8/31/2012	23.01
88107000	CAP Move-CWIP	UZ	200000077	8/31/2012	7.29
88107000	CAP Move-CWIP	UZ	200000077	8/31/2012	55.65
88107000	CAP Move-CWIP	UZ	200000077	8/31/2012	6.40
88107000	CAP Move-CWIP	UZ	200000077	8/31/2012	1.45
88107000	CAP Move-CWIP	UZ	200000077	8/31/2012	37.82
88107000	CAP Move-CWIP	UZ	200000077	8/31/2012	57.35
88107000	CAP Move-CWIP	UZ	200000078	8/31/2012	24.05
88107000	CAP Move-CWIP	UZ	200000078	8/31/2012	123.78
88107000	CAP Move-CWIP	UZ	200000078	8/31/2012	7.13
88107000	CAP Move-CWIP	UZ	200000080	8/31/2012	5.53
88107000	CAP Move-CWIP	UZ	200000092	8/31/2012	5.31
88107000	CAP Move-CWIP	UZ	200000093	8/31/2012	6.92
88107000	CAP Move-CWIP	UN	2000000113	8/31/2012	(7,592.06)
88107000	CAP Move-CWIP	UZ	200000069	8/31/2012	28.47
88107000	CAP Move-CWIP	UZ	200000069	8/31/2012	13.35

Kentucky American Water Company  
Case No. 2012-00520  
Response to PSC DR1, Item 31

Account	Description	Doc Type	Document Number	Posting Date	Amount
88107000	CAP Move-CWIP	UZ	2000000069	8/31/2012	390.02
88107000	CAP Move-CWIP	UZ	2000000069	8/31/2012	432.70
88107000	CAP Move-CWIP	UZ	2000000070	8/31/2012	57.56
88107000	CAP Move-CWIP	UZ	2000000077	8/31/2012	27.80
88107000	CAP Move-CWIP	UZ	2000000078	8/31/2012	12.02
88107000	CAP Move-CWIP	UZ	2000000078	8/31/2012	11.50
88107000	CAP Move-CWIP	UZ	2000000078	8/31/2012	18.91
88107000	CAP Move-CWIP	UZ	2000000078	8/31/2012	28.68
88107000	CAP Move-CWIP	UZ	2000000078	8/31/2012	3.63
88107000	CAP Move-CWIP	UZ	2000000078	8/31/2012	3.57
88107000	CAP Move-CWIP	UZ	2000000078	8/31/2012	61.89
88107000	CAP Move-CWIP	UZ	2000000078	8/31/2012	2.77
88107000	CAP Move-CWIP	UZ	2000000078	8/31/2012	0.73
88107000	CAP Move-CWIP	UZ	2000000080	8/31/2012	3.20
88107000	CAP Move-CWIP	UZ	2000000093	8/31/2012	1.00
88107000	CAP Move-CWIP	UZ	2000000093	8/31/2012	0.77
88107000	CAP Move-CWIP	UN	2000000113	8/31/2012	(1,098.57)
88107000	CAP Move-CWIP	UZ	2000000069	8/31/2012	16.19
88107000	CAP Move-CWIP	UZ	2000000069	8/31/2012	5.65
88107000	CAP Move-CWIP	UZ	2000000069	8/31/2012	153.34
88107000	CAP Move-CWIP	UZ	2000000069	8/31/2012	3.96
88107000	CAP Move-CWIP	UZ	2000000070	8/31/2012	5,561.23
88107000	CAP Move-CWIP	UZ	2000000077	8/31/2012	6.30
88107000	CAP Move-CWIP	UZ	2000000077	8/31/2012	20.62
88107000	CAP Move-CWIP	UZ	2000000077	8/31/2012	3.83
88107000	CAP Move-CWIP	UZ	2000000078	8/31/2012	4.01
88107000	CAP Move-CWIP	UZ	2000000078	8/31/2012	0.92
88107000	CAP Move-CWIP	UZ	2000000078	8/31/2012	9.56
88107000	CAP Move-CWIP	UZ	2000000078	8/31/2012	1.06
88107000	CAP Move-CWIP	UZ	2000000078	8/31/2012	9.26
88107000	CAP Move-CWIP	UZ	2000000080	8/31/2012	1.21
88107000	CAP Move-CWIP	UZ	2000000080	8/31/2012	1.19
88107000	CAP Move-CWIP	UZ	2000000080	8/31/2012	0.25
88107000	CAP Move-CWIP	UZ	2000000093	8/31/2012	4.06
88107000	CAP Move-CWIP	UZ	2000000093	8/31/2012	5.29
88107000	CAP Move-CWIP	UN	2000000113	8/31/2012	(5,807.93)
88107000	CAP Move-CWIP	UZ	2000000069	8/31/2012	326.35
88107000	CAP Move-CWIP	UZ	2000000069	8/31/2012	23.57
88107000	CAP Move-CWIP	UZ	2000000070	8/31/2012	19.43
88107000	CAP Move-CWIP	UZ	2000000070	8/31/2012	254.48
88107000	CAP Move-CWIP	UZ	2000000070	8/31/2012	32.70
88107000	CAP Move-CWIP	UZ	2000000077	8/31/2012	28.68
88107000	CAP Move-CWIP	UZ	2000000077	8/31/2012	3.20
88107000	CAP Move-CWIP	UZ	2000000077	8/31/2012	0.73
88107000	CAP Move-CWIP	UZ	2000000077	8/31/2012	61.89
88107000	CAP Move-CWIP	UZ	2000000078	8/31/2012	3.57
88107000	CAP Move-CWIP	UZ	2000000078	8/31/2012	27.80
88107000	CAP Move-CWIP	UZ	2000000080	8/31/2012	2.77
88107000	CAP Move-CWIP	UZ	2000000080	8/31/2012	18.91
88107000	CAP Move-CWIP	UZ	2000000080	8/31/2012	12.02
88107000	CAP Move-CWIP	UZ	2000000080	8/31/2012	3.63
88107000	CAP Move-CWIP	UZ	2000000080	8/31/2012	11.50
88107000	CAP Move-CWIP	UZ	2000000092	8/31/2012	0.58
88107000	CAP Move-CWIP	UZ	2000000093	8/31/2012	0.76
88107000	CAP Move-CWIP	UN	2000000113	8/31/2012	(832.57)
88107000	CAP Move-CWIP	UZ	2000000069	8/31/2012	254.48
88107000	CAP Move-CWIP	UZ	2000000069	8/31/2012	23.45
88107000	CAP Move-CWIP	UZ	2000000070	8/31/2012	32.70
88107000	CAP Move-CWIP	UZ	2000000070	8/31/2012	19.27
88107000	CAP Move-CWIP	UZ	2000000070	8/31/2012	324.47
88107000	CAP Move-CWIP	UZ	2000000077	8/31/2012	28.68
88107000	CAP Move-CWIP	UZ	2000000077	8/31/2012	11.50
88107000	CAP Move-CWIP	UZ	2000000077	8/31/2012	2.77
88107000	CAP Move-CWIP	UZ	2000000077	8/31/2012	27.80
88107000	CAP Move-CWIP	UZ	2000000078	8/31/2012	12.02
88107000	CAP Move-CWIP	UZ	2000000078	8/31/2012	61.89
88107000	CAP Move-CWIP	UZ	2000000078	8/31/2012	3.57
88107000	CAP Move-CWIP	UZ	2000000080	8/31/2012	0.73
88107000	CAP Move-CWIP	UZ	2000000080	8/31/2012	3.20
88107000	CAP Move-CWIP	UZ	2000000080	8/31/2012	3.63
88107000	CAP Move-CWIP	UZ	2000000080	8/31/2012	18.91
88107000	CAP Move-CWIP	UZ	2000000093	8/31/2012	0.76
88107000	CAP Move-CWIP	UZ	2000000093	8/31/2012	0.58
88107000	CAP Move-CWIP	UN	2000000113	8/31/2012	(830.41)
88107000	CAP Move-CWIP	UZ	2000000069	8/31/2012	254.48
88107000	CAP Move-CWIP	UZ	2000000070	8/31/2012	20.54
88107000	CAP Move-CWIP	UZ	2000000070	8/31/2012	338.28



Kentucky American Water Company  
Case No. 2012-00520  
Response to PSC DR1, Item 31

Account	Description	Doc Type	Document Number	Posting Date	Amount
88107000	CAP Move-CWIP	UZ	2000000070	8/31/2012	35.05
88107000	CAP Move-CWIP	UZ	2000000070	8/31/2012	24.44
88107000	CAP Move-CWIP	UZ	2000000077	8/31/2012	28.68
88107000	CAP Move-CWIP	UZ	2000000077	8/31/2012	3.57
88107000	CAP Move-CWIP	UZ	2000000077	8/31/2012	2.77
88107000	CAP Move-CWIP	UZ	2000000077	8/31/2012	3.20
88107000	CAP Move-CWIP	UZ	2000000077	8/31/2012	61.89
88107000	CAP Move-CWIP	UZ	2000000077	8/31/2012	18.91
88107000	CAP Move-CWIP	UZ	2000000077	8/31/2012	12.02
88107000	CAP Move-CWIP	UZ	2000000078	8/31/2012	27.80
88107000	CAP Move-CWIP	UZ	2000000078	8/31/2012	0.73
88107000	CAP Move-CWIP	UZ	2000000078	8/31/2012	11.50
88107000	CAP Move-CWIP	UZ	2000000080	8/31/2012	3.63
88107000	CAP Move-CWIP	UZ	2000000093	8/31/2012	0.59
88107000	CAP Move-CWIP	UZ	2000000093	8/31/2012	0.77
88107000	CAP Move-CWIP	UN	2000000113	8/31/2012	(848.85)
88107000	CAP Move-CWIP	UZ	2000000069	8/31/2012	86.13
88107000	CAP Move-CWIP	UZ	2000000069	8/31/2012	368.12
88107000	CAP Move-CWIP	UZ	2000000070	8/31/2012	33,992.37
88107000	CAP Move-CWIP	UZ	2000000070	8/31/2012	29.33
88107000	CAP Move-CWIP	UZ	2000000070	8/31/2012	9.13
88107000	CAP Move-CWIP	UZ	2000000077	8/31/2012	61.89
88107000	CAP Move-CWIP	UZ	2000000078	8/31/2012	3.20
88107000	CAP Move-CWIP	UZ	2000000078	8/31/2012	27.80
88107000	CAP Move-CWIP	UZ	2000000078	8/31/2012	18.91
88107000	CAP Move-CWIP	UZ	2000000078	8/31/2012	12.02
88107000	CAP Move-CWIP	UZ	2000000078	8/31/2012	3.57
88107000	CAP Move-CWIP	UZ	2000000078	8/31/2012	0.73
88107000	CAP Move-CWIP	UZ	2000000078	8/31/2012	28.68
88107000	CAP Move-CWIP	UZ	2000000080	8/31/2012	2.77
88107000	CAP Move-CWIP	UZ	2000000080	8/31/2012	3.63
88107000	CAP Move-CWIP	UZ	2000000080	8/31/2012	11.50
88107000	CAP Move-CWIP	UZ	2000000093	8/31/2012	31.63
88107000	CAP Move-CWIP	UZ	2000000093	8/31/2012	24.26
88107000	CAP Move-CWIP	UN	2000000113	8/31/2012	(34,715.67)
88107000	CAP Move-CWIP	UZ	2000000069	8/31/2012	181.54
88107000	CAP Move-CWIP	UZ	2000000069	8/31/2012	70.48
88107000	CAP Move-CWIP	UZ	2000000070	8/31/2012	44,807.21
88107000	CAP Move-CWIP	UZ	2000000070	8/31/2012	909.88
88107000	CAP Move-CWIP	UZ	2000000070	8/31/2012	42.53
88107000	CAP Move-CWIP	UZ	2000000077	8/31/2012	1.70
88107000	CAP Move-CWIP	UZ	2000000077	8/31/2012	6.46
88107000	CAP Move-CWIP	UZ	2000000078	8/31/2012	7.44
88107000	CAP Move-CWIP	UZ	2000000078	8/31/2012	8.51
88107000	CAP Move-CWIP	UZ	2000000078	8/31/2012	44.12
88107000	CAP Move-CWIP	UZ	2000000078	8/31/2012	8.32
88107000	CAP Move-CWIP	UZ	2000000078	8/31/2012	28.06
88107000	CAP Move-CWIP	UZ	2000000078	8/31/2012	64.92
88107000	CAP Move-CWIP	UZ	2000000078	8/31/2012	26.84
88107000	CAP Move-CWIP	UZ	2000000080	8/31/2012	144.40
88107000	CAP Move-CWIP	UZ	2000000080	8/31/2012	66.90
88107000	CAP Move-CWIP	UZ	2000000093	8/31/2012	32.49
88107000	CAP Move-CWIP	UZ	2000000093	8/31/2012	42.36
88107000	CAP Move-CWIP	UN	2000000113	8/31/2012	(46,494.16)
88107000	CAP Move-CWIP	UZ	2000000069	8/31/2012	2,112.56
88107000	CAP Move-CWIP	UZ	2000000069	8/31/2012	238.12
88107000	CAP Move-CWIP	UZ	2000000070	8/31/2012	57.15
88107000	CAP Move-CWIP	UZ	2000000070	8/31/2012	29,835.41
88107000	CAP Move-CWIP	UZ	2000000070	8/31/2012	119.95
88107000	CAP Move-CWIP	UZ	2000000077	8/31/2012	20.63
88107000	CAP Move-CWIP	UZ	2000000077	8/31/2012	162.50
88107000	CAP Move-CWIP	UZ	2000000078	8/31/2012	350.72
88107000	CAP Move-CWIP	UZ	2000000078	8/31/2012	157.69
88107000	CAP Move-CWIP	UZ	2000000078	8/31/2012	20.20
88107000	CAP Move-CWIP	UZ	2000000078	8/31/2012	18.11
88107000	CAP Move-CWIP	UZ	2000000079	8/31/2012	65.18
88107000	CAP Move-CWIP	UZ	2000000080	8/31/2012	107.16
88107000	CAP Move-CWIP	UZ	2000000080	8/31/2012	68.13
88107000	CAP Move-CWIP	UZ	2000000080	8/31/2012	15.68
88107000	CAP Move-CWIP	UZ	2000000080	8/31/2012	4.11
88107000	CAP Move-CWIP	UZ	2000000092	8/31/2012	30.43
88107000	CAP Move-CWIP	UZ	2000000092	8/31/2012	23.35
88107000	CAP Move-CWIP	UN	2000000113	8/31/2012	(33,407.08)
88107000	CAP Move-CWIP	UZ	2000000069	8/31/2012	68.55
88107000	CAP Move-CWIP	UZ	2000000069	8/31/2012	47.22
88107000	CAP Move-CWIP	UZ	2000000070	8/31/2012	510.45
88107000	CAP Move-CWIP	UZ	2000000070	8/31/2012	29.52

Kentucky American Water Company  
Case No. 2012-00520  
Response to PSC DR1, Item 31

Account	Description	Doc Type	Document Number	Posting Date	Amount
88107000	CAP Move-CWIP	UZ	2000000077	8/31/2012	0.97
88107000	CAP Move-CWIP	UZ	2000000077	8/31/2012	25.21
88107000	CAP Move-CWIP	UZ	2000000077	8/31/2012	4.75
88107000	CAP Move-CWIP	UZ	2000000078	8/31/2012	37.11
88107000	CAP Move-CWIP	UZ	2000000078	8/31/2012	38.23
88107000	CAP Move-CWIP	UZ	2000000078	8/31/2012	82.53
88107000	CAP Move-CWIP	UZ	2000000078	8/31/2012	15.34
88107000	CAP Move-CWIP	UZ	2000000078	8/31/2012	3.69
88107000	CAP Move-CWIP	UZ	2000000078	8/31/2012	16.03
88107000	CAP Move-CWIP	UZ	2000000080	8/31/2012	4.86
88107000	CAP Move-CWIP	UZ	2000000080	8/31/2012	4.26
88107000	CAP Move-CWIP	UZ	2000000093	8/31/2012	0.81
88107000	CAP Move-CWIP	UZ	2000000093	8/31/2012	0.62
88107000	CAP Move-CWIP	UN	2000000113	8/31/2012	(890.15)
88107000	CAP Move-CWIP	UZ	2000000069	8/31/2012	29.68
88107000	CAP Move-CWIP	UZ	2000000069	8/31/2012	32.91
88107000	CAP Move-CWIP	UZ	2000000069	8/31/2012	75.62
88107000	CAP Move-CWIP	UZ	2000000070	8/31/2012	512.39
88107000	CAP Move-CWIP	UZ	2000000077	8/31/2012	37.11
88107000	CAP Move-CWIP	UZ	2000000077	8/31/2012	25.21
88107000	CAP Move-CWIP	UZ	2000000078	8/31/2012	15.34
88107000	CAP Move-CWIP	UZ	2000000078	8/31/2012	3.69
88107000	CAP Move-CWIP	UZ	2000000078	8/31/2012	4.86
88107000	CAP Move-CWIP	UZ	2000000078	8/31/2012	38.23
88107000	CAP Move-CWIP	UZ	2000000078	8/31/2012	16.03
88107000	CAP Move-CWIP	UZ	2000000080	8/31/2012	4.75
88107000	CAP Move-CWIP	UZ	2000000080	8/31/2012	0.97
88107000	CAP Move-CWIP	UZ	2000000080	8/31/2012	4.26
88107000	CAP Move-CWIP	UZ	2000000080	8/31/2012	82.53
88107000	CAP Move-CWIP	UZ	2000000092	8/31/2012	0.62
88107000	CAP Move-CWIP	UZ	2000000093	8/31/2012	0.81
88107000	CAP Move-CWIP	UN	2000000113	8/31/2012	(885.01)
88107000	CAP Move-CWIP	UZ	2000000069	8/31/2012	5.66
88107000	CAP Move-CWIP	UZ	2000000069	8/31/2012	17.90
88107000	CAP Move-CWIP	UZ	2000000069	8/31/2012	21.92
88107000	CAP Move-CWIP	UZ	2000000070	8/31/2012	193.61
88107000	CAP Move-CWIP	UZ	2000000077	8/31/2012	19.11
88107000	CAP Move-CWIP	UZ	2000000077	8/31/2012	7.67
88107000	CAP Move-CWIP	UZ	2000000078	8/31/2012	2.38
88107000	CAP Move-CWIP	UZ	2000000078	8/31/2012	1.84
88107000	CAP Move-CWIP	UZ	2000000078	8/31/2012	2.15
88107000	CAP Move-CWIP	UZ	2000000078	8/31/2012	18.55
88107000	CAP Move-CWIP	UZ	2000000078	8/31/2012	0.49
88107000	CAP Move-CWIP	UZ	2000000078	8/31/2012	12.61
88107000	CAP Move-CWIP	UZ	2000000078	8/31/2012	8.02
88107000	CAP Move-CWIP	UZ	2000000078	8/31/2012	41.26
88107000	CAP Move-CWIP	UZ	2000000080	8/31/2012	2.44
88107000	CAP Move-CWIP	UZ	2000000092	8/31/2012	0.32
88107000	CAP Move-CWIP	UZ	2000000092	8/31/2012	0.25
88107000	CAP Move-CWIP	UN	2000000113	8/31/2012	(356.18)
88107000	CAP Move-CWIP	UZ	2000000069	8/31/2012	696.98
88107000	CAP Move-CWIP	UZ	2000000093	8/31/2012	0.49
88107000	CAP Move-CWIP	UZ	2000000093	8/31/2012	0.64
88107000	CAP Move-CWIP	UN	2000000113	8/31/2012	(698.11)
88107000	CAP Move-CWIP	UZ	2000000069	8/31/2012	560.69
88107000	CAP Move-CWIP	UZ	2000000092	8/31/2012	0.39
88107000	CAP Move-CWIP	UZ	2000000092	8/31/2012	0.51
88107000	CAP Move-CWIP	UN	2000000113	8/31/2012	(561.59)
88107000	CAP Move-CWIP	UZ	2000000069	8/31/2012	4.07
88107000	CAP Move-CWIP	UZ	2000000069	8/31/2012	14.41
88107000	CAP Move-CWIP	UZ	2000000070	8/31/2012	26.94
88107000	CAP Move-CWIP	UZ	2000000070	8/31/2012	9,480.54
88107000	CAP Move-CWIP	UZ	2000000070	8/31/2012	194.42
88107000	CAP Move-CWIP	UZ	2000000077	8/31/2012	19.11
88107000	CAP Move-CWIP	UZ	2000000077	8/31/2012	2.44
88107000	CAP Move-CWIP	UZ	2000000077	8/31/2012	7.67
88107000	CAP Move-CWIP	UZ	2000000078	8/31/2012	12.61
88107000	CAP Move-CWIP	UZ	2000000078	8/31/2012	8.02
88107000	CAP Move-CWIP	UZ	2000000078	8/31/2012	0.49
88107000	CAP Move-CWIP	UZ	2000000078	8/31/2012	18.55
88107000	CAP Move-CWIP	UZ	2000000078	8/31/2012	2.15
88107000	CAP Move-CWIP	UZ	2000000078	8/31/2012	41.26
88107000	CAP Move-CWIP	UZ	2000000080	8/31/2012	1.84
88107000	CAP Move-CWIP	UZ	2000000080	8/31/2012	2.38
88107000	CAP Move-CWIP	UZ	2000000092	8/31/2012	8.98
88107000	CAP Move-CWIP	UZ	2000000093	8/31/2012	6.89
88107000	CAP Move-CWIP	UN	2000000113	8/31/2012	(9,852.77)

Kentucky American Water Company  
Case No. 2012-00520  
Response to PSC DR1, Item 31

Account	Description	Doc Type	Document Number	Posting Date	Amount
88107000	CAP Move-CWIP	UZ	2000000069	8/31/2012	112.50
88107000	CAP Move-CWIP	UZ	2000000069	8/31/2012	9,480.54
88107000	CAP Move-CWIP	UZ	2000000070	8/31/2012	48.89
88107000	CAP Move-CWIP	UZ	2000000070	8/31/2012	32.06
88107000	CAP Move-CWIP	UZ	2000000070	8/31/2012	630.42
88107000	CAP Move-CWIP	UZ	2000000078	8/31/2012	1.21
88107000	CAP Move-CWIP	UZ	2000000078	8/31/2012	4.61
88107000	CAP Move-CWIP	UZ	2000000078	8/31/2012	47.79
88107000	CAP Move-CWIP	UZ	2000000078	8/31/2012	31.52
88107000	CAP Move-CWIP	UZ	2000000080	8/31/2012	5.33
88107000	CAP Move-CWIP	UZ	2000000080	8/31/2012	20.04
88107000	CAP Move-CWIP	UZ	2000000080	8/31/2012	5.94
88107000	CAP Move-CWIP	UZ	2000000080	8/31/2012	19.17
88107000	CAP Move-CWIP	UZ	2000000080	8/31/2012	6.07
88107000	CAP Move-CWIP	UZ	2000000080	8/31/2012	103.15
88107000	CAP Move-CWIP	UZ	2000000080	8/31/2012	46.37
88107000	CAP Move-CWIP	UZ	2000000093	8/31/2012	7.42
88107000	CAP Move-CWIP	UZ	2000000093	8/31/2012	9.67
88107000	CAP Move-CWIP	UN	2000000113	8/31/2012	(10,612.70)
88107000	CAP Move-CWIP	UZ	2000000069	8/31/2012	194.56
88107000	CAP Move-CWIP	UZ	2000000069	8/31/2012	9.41
88107000	CAP Move-CWIP	UZ	2000000069	8/31/2012	15.31
88107000	CAP Move-CWIP	UZ	2000000069	8/31/2012	11.38
88107000	CAP Move-CWIP	UZ	2000000070	8/31/2012	9,480.54
88107000	CAP Move-CWIP	UZ	2000000077	8/31/2012	7.67
88107000	CAP Move-CWIP	UZ	2000000077	8/31/2012	19.11
88107000	CAP Move-CWIP	UZ	2000000077	8/31/2012	2.38
88107000	CAP Move-CWIP	UZ	2000000077	8/31/2012	18.55
88107000	CAP Move-CWIP	UZ	2000000078	8/31/2012	2.15
88107000	CAP Move-CWIP	UZ	2000000078	8/31/2012	12.61
88107000	CAP Move-CWIP	UZ	2000000078	8/31/2012	1.84
88107000	CAP Move-CWIP	UZ	2000000078	8/31/2012	8.02
88107000	CAP Move-CWIP	UZ	2000000079	8/31/2012	41.26
88107000	CAP Move-CWIP	UZ	2000000080	8/31/2012	2.44
88107000	CAP Move-CWIP	UZ	2000000080	8/31/2012	0.49
88107000	CAP Move-CWIP	UZ	2000000092	8/31/2012	6.88
88107000	CAP Move-CWIP	UZ	2000000093	8/31/2012	8.97
88107000	CAP Move-CWIP	UN	2000000113	8/31/2012	(9,843.57)
88107000	CAP Move-CWIP	UZ	2000000069	8/31/2012	732.21
88107000	CAP Move-CWIP	UZ	2000000069	8/31/2012	56.63
88107000	CAP Move-CWIP	UZ	2000000069	8/31/2012	36.16
88107000	CAP Move-CWIP	UZ	2000000070	8/31/2012	6,336.92
88107000	CAP Move-CWIP	UZ	2000000070	8/31/2012	74.78
88107000	CAP Move-CWIP	UZ	2000000077	8/31/2012	23.01
88107000	CAP Move-CWIP	UZ	2000000077	8/31/2012	7.29
88107000	CAP Move-CWIP	UZ	2000000077	8/31/2012	123.78
88107000	CAP Move-CWIP	UZ	2000000078	8/31/2012	55.65
88107000	CAP Move-CWIP	UZ	2000000078	8/31/2012	57.35
88107000	CAP Move-CWIP	UZ	2000000078	8/31/2012	24.05
88107000	CAP Move-CWIP	UZ	2000000078	8/31/2012	5.53
88107000	CAP Move-CWIP	UZ	2000000080	8/31/2012	1.45
88107000	CAP Move-CWIP	UZ	2000000080	8/31/2012	6.40
88107000	CAP Move-CWIP	UZ	2000000080	8/31/2012	37.82
88107000	CAP Move-CWIP	UZ	2000000080	8/31/2012	7.13
88107000	CAP Move-CWIP	UZ	2000000092	8/31/2012	5.31
88107000	CAP Move-CWIP	UZ	2000000093	8/31/2012	6.92
88107000	CAP Move-CWIP	UN	2000000113	8/31/2012	(7,598.39)
88107000	CAP Move-CWIP	UZ	2000000069	8/31/2012	20.84
88107000	CAP Move-CWIP	UZ	2000000069	8/31/2012	295.29
88107000	CAP Move-CWIP	UZ	2000000069	8/31/2012	17.56
88107000	CAP Move-CWIP	UZ	2000000070	8/31/2012	14.10
88107000	CAP Move-CWIP	UZ	2000000077	8/31/2012	12.61
88107000	CAP Move-CWIP	UZ	2000000077	8/31/2012	2.38
88107000	CAP Move-CWIP	UZ	2000000077	8/31/2012	8.02
88107000	CAP Move-CWIP	UZ	2000000077	8/31/2012	18.55
88107000	CAP Move-CWIP	UZ	2000000077	8/31/2012	2.15
88107000	CAP Move-CWIP	UZ	2000000077	8/31/2012	7.67
88107000	CAP Move-CWIP	UZ	2000000077	8/31/2012	19.11
88107000	CAP Move-CWIP	UZ	2000000077	8/31/2012	41.26
88107000	CAP Move-CWIP	UZ	2000000078	8/31/2012	2.44
88107000	CAP Move-CWIP	UZ	2000000080	8/31/2012	1.84
88107000	CAP Move-CWIP	UZ	2000000080	8/31/2012	0.49
88107000	CAP Move-CWIP	UZ	2000000092	8/31/2012	0.42
88107000	CAP Move-CWIP	UZ	2000000093	8/31/2012	0.33
88107000	CAP Move-CWIP	UN	2000000113	8/31/2012	(465.06)
88107000	CAP Move-CWIP	UZ	2000000069	8/31/2012	224.00
88107000	CAP Move-CWIP	UZ	2000000069	8/31/2012	16.84

Kentucky American Water Company  
Case No. 2012-00520  
Response to PSC DR1, Item 31

Account	Description	Doc Type	Document Number	Posting Date	Amount
88107000	CAP Move-CWIP	UZ	2000000069	8/31/2012	10.99
88107000	CAP Move-CWIP	UZ	2000000070	8/31/2012	8.59
88107000	CAP Move-CWIP	UZ	2000000077	8/31/2012	18.55
88107000	CAP Move-CWIP	UZ	2000000077	8/31/2012	19.11
88107000	CAP Move-CWIP	UZ	2000000077	8/31/2012	2.44
88107000	CAP Move-CWIP	UZ	2000000077	8/31/2012	8.02
88107000	CAP Move-CWIP	UZ	2000000078	8/31/2012	2.38
88107000	CAP Move-CWIP	UZ	2000000078	8/31/2012	2.15
88107000	CAP Move-CWIP	UZ	2000000078	8/31/2012	41.26
88107000	CAP Move-CWIP	UZ	2000000078	8/31/2012	0.49
88107000	CAP Move-CWIP	UZ	2000000078	8/31/2012	1.84
88107000	CAP Move-CWIP	UZ	2000000080	8/31/2012	12.61
88107000	CAP Move-CWIP	UZ	2000000080	8/31/2012	7.67
88107000	CAP Move-CWIP	UZ	2000000093	8/31/2012	0.26
88107000	CAP Move-CWIP	UZ	2000000093	8/31/2012	0.34
88107000	CAP Move-CWIP	UN	2000000113	8/31/2012	(377.54)
88107000	CAP Move-CWIP	UZ	2000000069	8/31/2012	16.66
88107000	CAP Move-CWIP	UZ	2000000070	8/31/2012	30.12
88107000	CAP Move-CWIP	UZ	2000000070	8/31/2012	11.16
88107000	CAP Move-CWIP	UZ	2000000070	8/31/2012	330.93
88107000	CAP Move-CWIP	UZ	2000000077	8/31/2012	3.57
88107000	CAP Move-CWIP	UZ	2000000078	8/31/2012	61.89
88107000	CAP Move-CWIP	UZ	2000000078	8/31/2012	18.91
88107000	CAP Move-CWIP	UZ	2000000078	8/31/2012	28.68
88107000	CAP Move-CWIP	UZ	2000000078	8/31/2012	12.02
88107000	CAP Move-CWIP	UZ	2000000078	8/31/2012	2.77
88107000	CAP Move-CWIP	UZ	2000000078	8/31/2012	11.50
88107000	CAP Move-CWIP	UZ	2000000080	8/31/2012	27.80
88107000	CAP Move-CWIP	UZ	2000000080	8/31/2012	3.63
88107000	CAP Move-CWIP	UZ	2000000080	8/31/2012	0.73
88107000	CAP Move-CWIP	UZ	2000000080	8/31/2012	3.20
88107000	CAP Move-CWIP	UZ	2000000093	8/31/2012	0.39
88107000	CAP Move-CWIP	UZ	2000000093	8/31/2012	0.51
88107000	CAP Move-CWIP	UN	2000000113	8/31/2012	(564.47)
88107000	CAP Move-CWIP	UZ	2000000069	8/31/2012	10,528.23
88107000	CAP Move-CWIP	UZ	2000000069	8/31/2012	16.67
88107000	CAP Move-CWIP	UZ	2000000069	8/31/2012	197.53
88107000	CAP Move-CWIP	UZ	2000000069	8/31/2012	18.27
88107000	CAP Move-CWIP	UZ	2000000070	8/31/2012	2.23
88107000	CAP Move-CWIP	UZ	2000000077	8/31/2012	0.49
88107000	CAP Move-CWIP	UZ	2000000077	8/31/2012	2.15
88107000	CAP Move-CWIP	UZ	2000000078	8/31/2012	7.67
88107000	CAP Move-CWIP	UZ	2000000078	8/31/2012	2.44
88107000	CAP Move-CWIP	UZ	2000000078	8/31/2012	2.38
88107000	CAP Move-CWIP	UZ	2000000078	8/31/2012	41.26
88107000	CAP Move-CWIP	UZ	2000000078	8/31/2012	19.11
88107000	CAP Move-CWIP	UZ	2000000078	8/31/2012	12.61
88107000	CAP Move-CWIP	UZ	2000000078	8/31/2012	8.02
88107000	CAP Move-CWIP	UZ	2000000080	8/31/2012	18.55
88107000	CAP Move-CWIP	UZ	2000000080	8/31/2012	1.84
88107000	CAP Move-CWIP	UZ	2000000093	8/31/2012	7.62
88107000	CAP Move-CWIP	UZ	2000000093	8/31/2012	9.93
88107000	CAP Move-CWIP	UN	2000000113	8/31/2012	(10,897.00)
88107000	CAP Move-CWIP	UZ	2000000069	8/31/2012	9.09
88107000	CAP Move-CWIP	UZ	2000000069	8/31/2012	564.01
88107000	CAP Move-CWIP	UZ	2000000070	8/31/2012	43.01
88107000	CAP Move-CWIP	UZ	2000000070	8/31/2012	14.68
88107000	CAP Move-CWIP	UZ	2000000070	8/31/2012	11,003.18
88107000	CAP Move-CWIP	UZ	2000000077	8/31/2012	3.69
88107000	CAP Move-CWIP	UZ	2000000077	8/31/2012	0.97
88107000	CAP Move-CWIP	UZ	2000000077	8/31/2012	25.21
88107000	CAP Move-CWIP	UZ	2000000077	8/31/2012	4.75
88107000	CAP Move-CWIP	UZ	2000000078	8/31/2012	4.86
88107000	CAP Move-CWIP	UZ	2000000078	8/31/2012	37.11
88107000	CAP Move-CWIP	UZ	2000000078	8/31/2012	16.03
88107000	CAP Move-CWIP	UZ	2000000078	8/31/2012	38.23
88107000	CAP Move-CWIP	UZ	2000000080	8/31/2012	15.34
88107000	CAP Move-CWIP	UZ	2000000080	8/31/2012	82.53
88107000	CAP Move-CWIP	UZ	2000000080	8/31/2012	4.26
88107000	CAP Move-CWIP	UZ	2000000092	8/31/2012	8.31
88107000	CAP Move-CWIP	UZ	2000000092	8/31/2012	10.83
88107000	CAP Move-CWIP	UN	2000000113	8/31/2012	(11,886.09)
88107000	CAP Move-CWIP	UZ	2000000069	8/31/2012	7.20
88107000	CAP Move-CWIP	UZ	2000000069	8/31/2012	2,293.10
88107000	CAP Move-CWIP	UZ	2000000069	8/31/2012	3.95
88107000	CAP Move-CWIP	UZ	2000000069	8/31/2012	58.95
88107000	CAP Move-CWIP	UZ	2000000070	8/31/2012	2.05

Kentucky American Water Company  
Case No. 2012-00520  
Response to PSC DR1, Item 31

Account	Description	Doc Type	Document Number	Posting Date	Amount
88107000	CAP Move-CWIP	UZ	2000000092	8/31/2012	1.66
88107000	CAP Move-CWIP	UZ	2000000093	8/31/2012	2.16
88107000	CAP Move-CWIP	UN	2000000113	8/31/2012	(2,369.07)
88107000	CAP Move-CWIP	UZ	2000000070	8/31/2012	3,357.22
88107000	CAP Move-CWIP	UZ	2000000092	8/31/2012	3.06
88107000	CAP Move-CWIP	UZ	2000000093	8/31/2012	2.35
88107000	CAP Move-CWIP	UN	2000000113	8/31/2012	(3,362.63)
88107000	CAP Move-CWIP	UZ	2000000069	8/31/2012	294.00
88107000	CAP Move-CWIP	UZ	2000000070	8/31/2012	3,357.22
88107000	CAP Move-CWIP	UZ	2000000070	8/31/2012	26.61
88107000	CAP Move-CWIP	UZ	2000000070	8/31/2012	26.12
88107000	CAP Move-CWIP	UZ	2000000070	8/31/2012	24.31
88107000	CAP Move-CWIP	UZ	2000000077	8/31/2012	41.26
88107000	CAP Move-CWIP	UZ	2000000078	8/31/2012	0.49
88107000	CAP Move-CWIP	UZ	2000000078	8/31/2012	7.67
88107000	CAP Move-CWIP	UZ	2000000078	8/31/2012	8.02
88107000	CAP Move-CWIP	UZ	2000000078	8/31/2012	2.38
88107000	CAP Move-CWIP	UZ	2000000078	8/31/2012	1.84
88107000	CAP Move-CWIP	UZ	2000000078	8/31/2012	2.15
88107000	CAP Move-CWIP	UZ	2000000078	8/31/2012	12.61
88107000	CAP Move-CWIP	UZ	2000000080	8/31/2012	18.55
88107000	CAP Move-CWIP	UZ	2000000080	8/31/2012	19.11
88107000	CAP Move-CWIP	UZ	2000000080	8/31/2012	2.44
88107000	CAP Move-CWIP	UZ	2000000092	8/31/2012	2.69
88107000	CAP Move-CWIP	UZ	2000000093	8/31/2012	3.51
88107000	CAP Move-CWIP	UN	2000000113	8/31/2012	(3,850.98)
88107000	CAP Move-CWIP	UZ	2000000069	8/31/2012	173.20
88107000	CAP Move-CWIP	UZ	2000000069	8/31/2012	13.02
88107000	CAP Move-CWIP	UZ	2000000069	8/31/2012	3,357.22
88107000	CAP Move-CWIP	UZ	2000000070	8/31/2012	23.89
88107000	CAP Move-CWIP	UZ	2000000070	8/31/2012	4.33
88107000	CAP Move-CWIP	UZ	2000000077	8/31/2012	9.26
88107000	CAP Move-CWIP	UZ	2000000077	8/31/2012	0.92
88107000	CAP Move-CWIP	UZ	2000000077	8/31/2012	1.21
88107000	CAP Move-CWIP	UZ	2000000078	8/31/2012	6.30
88107000	CAP Move-CWIP	UZ	2000000078	8/31/2012	3.83
88107000	CAP Move-CWIP	UZ	2000000078	8/31/2012	0.25
88107000	CAP Move-CWIP	UZ	2000000078	8/31/2012	4.01
88107000	CAP Move-CWIP	UZ	2000000078	8/31/2012	9.56
88107000	CAP Move-CWIP	UZ	2000000078	8/31/2012	20.62
88107000	CAP Move-CWIP	UZ	2000000078	8/31/2012	1.06
88107000	CAP Move-CWIP	UZ	2000000080	8/31/2012	1.19
88107000	CAP Move-CWIP	UZ	2000000093	8/31/2012	2.54
88107000	CAP Move-CWIP	UZ	2000000093	8/31/2012	3.31
88107000	CAP Move-CWIP	UN	2000000113	8/31/2012	(3,635.72)
88107000	CAP Move-CWIP	UZ	2000000069	8/31/2012	6,537.10
88107000	CAP Move-CWIP	UZ	2000000069	8/31/2012	6.02
88107000	CAP Move-CWIP	UZ	2000000069	8/31/2012	7.89
88107000	CAP Move-CWIP	UZ	2000000069	8/31/2012	160.48
88107000	CAP Move-CWIP	UZ	2000000069	8/31/2012	15.99
88107000	CAP Move-CWIP	UZ	2000000077	8/31/2012	0.25
88107000	CAP Move-CWIP	UZ	2000000077	8/31/2012	1.06
88107000	CAP Move-CWIP	UZ	2000000077	8/31/2012	9.56
88107000	CAP Move-CWIP	UZ	2000000077	8/31/2012	20.62
88107000	CAP Move-CWIP	UZ	2000000078	8/31/2012	3.83
88107000	CAP Move-CWIP	UZ	2000000078	8/31/2012	4.01
88107000	CAP Move-CWIP	UZ	2000000078	8/31/2012	1.19
88107000	CAP Move-CWIP	UZ	2000000078	8/31/2012	6.30
88107000	CAP Move-CWIP	UZ	2000000080	8/31/2012	0.92
88107000	CAP Move-CWIP	UZ	2000000080	8/31/2012	1.21
88107000	CAP Move-CWIP	UZ	2000000080	8/31/2012	9.26
88107000	CAP Move-CWIP	UZ	2000000092	8/31/2012	6.19
88107000	CAP Move-CWIP	UZ	2000000092	8/31/2012	4.75
88107000	CAP Move-CWIP	UN	2000000113	8/31/2012	(6,796.63)
88107000	CAP Move-CWIP	UZ	2000000069	8/31/2012	12.71
88107000	CAP Move-CWIP	UZ	2000000069	8/31/2012	3.16
88107000	CAP Move-CWIP	UZ	2000000069	8/31/2012	103.78
88107000	CAP Move-CWIP	UZ	2000000070	8/31/2012	6,537.10
88107000	CAP Move-CWIP	UZ	2000000070	8/31/2012	2.08
88107000	CAP Move-CWIP	UZ	2000000077	8/31/2012	4.01
88107000	CAP Move-CWIP	UZ	2000000077	8/31/2012	9.56
88107000	CAP Move-CWIP	UZ	2000000077	8/31/2012	0.92
88107000	CAP Move-CWIP	UZ	2000000077	8/31/2012	1.19
88107000	CAP Move-CWIP	UZ	2000000077	8/31/2012	1.21
88107000	CAP Move-CWIP	UZ	2000000077	8/31/2012	9.26
88107000	CAP Move-CWIP	UZ	2000000077	8/31/2012	6.30
88107000	CAP Move-CWIP	UZ	2000000078	8/31/2012	1.06

Kentucky American Water Company  
Case No. 2012-00520  
Response to PSC DR1, Item 31

Account	Description	Doc Type	Document Number	Posting Date	Amount
88107000	CAP Move-CWIP	UZ	2000000078	8/31/2012	0.25
88107000	CAP Move-CWIP	UZ	2000000080	8/31/2012	3.83
88107000	CAP Move-CWIP	UZ	2000000080	8/31/2012	20.62
88107000	CAP Move-CWIP	UZ	2000000093	8/31/2012	4.70
88107000	CAP Move-CWIP	UZ	2000000093	8/31/2012	6.13
88107000	CAP Move-CWIP	UN	2000000113	8/31/2012	(6,727.87)
88107000	CAP Move-CWIP	UZ	2000000069	8/31/2012	54.88
88107000	CAP Move-CWIP	UZ	2000000069	8/31/2012	73.85
88107000	CAP Move-CWIP	UZ	2000000069	8/31/2012	34.57
88107000	CAP Move-CWIP	UZ	2000000070	8/31/2012	6,336.92
88107000	CAP Move-CWIP	UZ	2000000070	8/31/2012	713.35
88107000	CAP Move-CWIP	UZ	2000000077	8/31/2012	7.29
88107000	CAP Move-CWIP	UZ	2000000077	8/31/2012	23.01
88107000	CAP Move-CWIP	UZ	2000000077	8/31/2012	55.65
88107000	CAP Move-CWIP	UZ	2000000077	8/31/2012	24.05
88107000	CAP Move-CWIP	UZ	2000000077	8/31/2012	6.40
88107000	CAP Move-CWIP	UZ	2000000078	8/31/2012	1.45
88107000	CAP Move-CWIP	UZ	2000000078	8/31/2012	57.35
88107000	CAP Move-CWIP	UZ	2000000080	8/31/2012	37.82
88107000	CAP Move-CWIP	UZ	2000000080	8/31/2012	123.78
88107000	CAP Move-CWIP	UZ	2000000080	8/31/2012	7.13
88107000	CAP Move-CWIP	UZ	2000000080	8/31/2012	5.53
88107000	CAP Move-CWIP	UZ	2000000093	8/31/2012	5.29
88107000	CAP Move-CWIP	UZ	2000000093	8/31/2012	6.90
88107000	CAP Move-CWIP	UN	2000000113	8/31/2012	(7,575.22)
88107000	CAP Move-CWIP	UZ	2000000069	8/31/2012	429.76
88107000	CAP Move-CWIP	UZ	2000000069	8/31/2012	664.70
88107000	CAP Move-CWIP	UZ	2000000069	8/31/2012	13.28
88107000	CAP Move-CWIP	UZ	2000000069	8/31/2012	14.19
88107000	CAP Move-CWIP	UZ	2000000070	8/31/2012	28.87
88107000	CAP Move-CWIP	UZ	2000000077	8/31/2012	3.63
88107000	CAP Move-CWIP	UZ	2000000077	8/31/2012	27.80
88107000	CAP Move-CWIP	UZ	2000000078	8/31/2012	3.57
88107000	CAP Move-CWIP	UZ	2000000078	8/31/2012	61.89
88107000	CAP Move-CWIP	UZ	2000000078	8/31/2012	28.68
88107000	CAP Move-CWIP	UZ	2000000078	8/31/2012	12.02
88107000	CAP Move-CWIP	UZ	2000000078	8/31/2012	18.91
88107000	CAP Move-CWIP	UZ	2000000080	8/31/2012	2.77
88107000	CAP Move-CWIP	UZ	2000000080	8/31/2012	3.20
88107000	CAP Move-CWIP	UZ	2000000080	8/31/2012	0.73
88107000	CAP Move-CWIP	UZ	2000000080	8/31/2012	11.50
88107000	CAP Move-CWIP	UZ	2000000092	8/31/2012	0.93
88107000	CAP Move-CWIP	UZ	2000000093	8/31/2012	1.21
88107000	CAP Move-CWIP	UN	2000000113	8/31/2012	(1,327.64)
88107000	CAP Move-CWIP	UN	2000000058	8/31/2012	(153.15)
88107000	CAP Move-CWIP	UZ	2000000093	8/31/2012	0.28
88107000	CAP Move-CWIP	UZ	2000000093	8/31/2012	0.21
88107000	CAP Move-CWIP	UN	2000000113	8/31/2012	(0.49)
88107000	CAP Move-CWIP	UN	2000000058	8/31/2012	(1,823.45)
88107000	CAP Move-CWIP	UZ	2000000069	8/31/2012	2.11
88107000	CAP Move-CWIP	UZ	2000000069	8/31/2012	388.68
88107000	CAP Move-CWIP	UZ	2000000069	8/31/2012	6.10
88107000	CAP Move-CWIP	UZ	2000000069	8/31/2012	9.71
88107000	CAP Move-CWIP	UZ	2000000077	8/31/2012	(1.95)
88107000	CAP Move-CWIP	UZ	2000000077	8/31/2012	6.41
88107000	CAP Move-CWIP	UZ	2000000077	8/31/2012	14.97
88107000	CAP Move-CWIP	UZ	2000000077	8/31/2012	25.04
88107000	CAP Move-CWIP	UZ	2000000077	8/31/2012	4.42
88107000	CAP Move-CWIP	UZ	2000000078	8/31/2012	26.65
88107000	CAP Move-CWIP	UZ	2000000078	8/31/2012	36.53
88107000	CAP Move-CWIP	UZ	2000000078	8/31/2012	15.30
88107000	CAP Move-CWIP	UZ	2000000080	8/31/2012	41.44
88107000	CAP Move-CWIP	UZ	2000000080	8/31/2012	1.50
88107000	CAP Move-CWIP	UZ	2000000080	8/31/2012	46.47
88107000	CAP Move-CWIP	UZ	2000000080	8/31/2012	31.84
88107000	CAP Move-CWIP	UZ	2000000092	8/31/2012	3.93
88107000	CAP Move-CWIP	UZ	2000000093	8/31/2012	3.01
88107000	CAP Move-CWIP	UN	2000000113	8/31/2012	(662.16)
88107000	CAP Move-CWIP	UN	2000000058	8/31/2012	(1,944.10)
88107000	CAP Move-CWIP	UZ	2000000092	8/31/2012	3.55
88107000	CAP Move-CWIP	UZ	2000000093	8/31/2012	2.72
88107000	CAP Move-CWIP	UN	2000000113	8/31/2012	(6.27)
88107000	CAP Move-CWIP	UN	2000000058	8/31/2012	(1,881.96)
88107000	CAP Move-CWIP	UZ	2000000069	8/31/2012	388.68
88107000	CAP Move-CWIP	UZ	2000000069	8/31/2012	2.11
88107000	CAP Move-CWIP	UZ	2000000069	8/31/2012	9.72
88107000	CAP Move-CWIP	UZ	2000000069	8/31/2012	6.10

Kentucky American Water Company  
Case No. 2012-00520  
Response to PSC DR1, Item 31

Account	Description	Doc Type	Document Number	Posting Date	Amount
88107000	CAP Move-CWIP	UZ	2000000077	8/31/2012	25.04
88107000	CAP Move-CWIP	UZ	2000000077	8/31/2012	1.50
88107000	CAP Move-CWIP	UZ	2000000077	8/31/2012	6.41
88107000	CAP Move-CWIP	UZ	2000000077	8/31/2012	15.30
88107000	CAP Move-CWIP	UZ	2000000077	8/31/2012	46.47
88107000	CAP Move-CWIP	UZ	2000000078	8/31/2012	4.42
88107000	CAP Move-CWIP	UZ	2000000078	8/31/2012	41.44
88107000	CAP Move-CWIP	UZ	2000000078	8/31/2012	31.84
88107000	CAP Move-CWIP	UZ	2000000078	8/31/2012	36.53
88107000	CAP Move-CWIP	UZ	2000000080	8/31/2012	14.97
88107000	CAP Move-CWIP	UZ	2000000080	8/31/2012	26.65
88107000	CAP Move-CWIP	UZ	2000000080	8/31/2012	(1.95)
88107000	CAP Move-CWIP	UZ	2000000093	8/31/2012	3.09
88107000	CAP Move-CWIP	UZ	2000000093	8/31/2012	4.03
88107000	CAP Move-CWIP	UN	2000000113	8/31/2012	(662.35)
88107000	CAP Move-CWIP	UN	2000000058	8/31/2012	(78,822.22)
88107000	CAP Move-CWIP	UZ	2000000069	8/31/2012	67.28
88107000	CAP Move-CWIP	UZ	2000000070	8/31/2012	101.51
88107000	CAP Move-CWIP	UZ	2000000070	8/31/2012	11,266.27
88107000	CAP Move-CWIP	UZ	2000000070	8/31/2012	42.32
88107000	CAP Move-CWIP	UZ	2000000070	8/31/2012	727.37
88107000	CAP Move-CWIP	UZ	2000000077	8/31/2012	3.03
88107000	CAP Move-CWIP	UZ	2000000077	8/31/2012	85.52
88107000	CAP Move-CWIP	UZ	2000000078	8/31/2012	82.32
88107000	CAP Move-CWIP	UZ	2000000078	8/31/2012	12.13
88107000	CAP Move-CWIP	UZ	2000000078	8/31/2012	47.17
88107000	CAP Move-CWIP	UZ	2000000078	8/31/2012	122.25
88107000	CAP Move-CWIP	UZ	2000000078	8/31/2012	85.86
88107000	CAP Move-CWIP	UZ	2000000078	8/31/2012	(0.01)
88107000	CAP Move-CWIP	UZ	2000000078	8/31/2012	28.77
88107000	CAP Move-CWIP	UZ	2000000078	8/31/2012	(3.48)
88107000	CAP Move-CWIP	UZ	2000000079	8/31/2012	27.40
88107000	CAP Move-CWIP	UZ	2000000080	8/31/2012	0.40
88107000	CAP Move-CWIP	UZ	2000000080	8/31/2012	65.23
88107000	CAP Move-CWIP	UZ	2000000080	8/31/2012	8.65
88107000	CAP Move-CWIP	UZ	2000000093	8/31/2012	119.29
88107000	CAP Move-CWIP	UZ	2000000093	8/31/2012	155.50
88107000	CAP Move-CWIP	UN	2000000113	8/31/2012	(13,044.78)
88107000	CAP Move-CWIP	UN	2000000058	8/31/2012	(58,490.89)
88107000	CAP Move-CWIP	UZ	2000000069	8/31/2012	7,889.90
88107000	CAP Move-CWIP	UZ	2000000069	8/31/2012	14.75
88107000	CAP Move-CWIP	UZ	2000000069	8/31/2012	14.11
88107000	CAP Move-CWIP	UZ	2000000070	8/31/2012	152.44
88107000	CAP Move-CWIP	UZ	2000000070	8/31/2012	7.08
88107000	CAP Move-CWIP	UZ	2000000077	8/31/2012	(0.70)
88107000	CAP Move-CWIP	UZ	2000000077	8/31/2012	13.05
88107000	CAP Move-CWIP	UZ	2000000077	8/31/2012	18.97
88107000	CAP Move-CWIP	UZ	2000000077	8/31/2012	2.59
88107000	CAP Move-CWIP	UZ	2000000078	8/31/2012	0.69
88107000	CAP Move-CWIP	UZ	2000000078	8/31/2012	44.07
88107000	CAP Move-CWIP	UZ	2000000078	8/31/2012	10.16
88107000	CAP Move-CWIP	UZ	2000000080	8/31/2012	5.69
88107000	CAP Move-CWIP	UZ	2000000080	8/31/2012	28.47
88107000	CAP Move-CWIP	UZ	2000000080	8/31/2012	6.22
88107000	CAP Move-CWIP	UZ	2000000080	8/31/2012	1.96
88107000	CAP Move-CWIP	UZ	2000000080	8/31/2012	0.20
88107000	CAP Move-CWIP	UZ	2000000080	8/31/2012	18.05
88107000	CAP Move-CWIP	UZ	2000000092	8/31/2012	87.65
88107000	CAP Move-CWIP	UZ	2000000093	8/31/2012	114.25
88107000	CAP Move-CWIP	UN	2000000113	8/31/2012	(8,429.60)
88107000	CAP Move-CWIP	UN	2000000058	8/31/2012	(74,353.24)
88107000	CAP Move-CWIP	UZ	2000000069	8/31/2012	27.86
88107000	CAP Move-CWIP	UZ	2000000069	8/31/2012	301.13
88107000	CAP Move-CWIP	UZ	2000000069	8/31/2012	8.93
88107000	CAP Move-CWIP	UZ	2000000069	8/31/2012	11,427.41
88107000	CAP Move-CWIP	UZ	2000000069	8/31/2012	31.49
88107000	CAP Move-CWIP	UZ	2000000077	8/31/2012	(1.53)
88107000	CAP Move-CWIP	UZ	2000000078	8/31/2012	5.04
88107000	CAP Move-CWIP	UZ	2000000078	8/31/2012	28.70
88107000	CAP Move-CWIP	UZ	2000000078	8/31/2012	12.04
88107000	CAP Move-CWIP	UZ	2000000078	8/31/2012	32.54
88107000	CAP Move-CWIP	UZ	2000000078	8/31/2012	36.50
88107000	CAP Move-CWIP	UZ	2000000078	8/31/2012	11.75
88107000	CAP Move-CWIP	UZ	2000000078	8/31/2012	19.68
88107000	CAP Move-CWIP	UZ	2000000078	8/31/2012	20.96
88107000	CAP Move-CWIP	UZ	2000000080	8/31/2012	25.01
88107000	CAP Move-CWIP	UZ	2000000080	8/31/2012	1.18

Kentucky American Water Company  
Case No. 2012-00520  
Response to PSC DR1, Item 31

Account	Description	Doc Type	Document Number	Posting Date	Amount
88107000	CAP Move-CWIP	UZ	2000000080	8/31/2012	3.47
88107000	CAP Move-CWIP	UZ	2000000092	8/31/2012	112.49
88107000	CAP Move-CWIP	UZ	2000000092	8/31/2012	146.64
88107000	CAP Move-CWIP	UN	2000000113	8/31/2012	(12,251.29)
88107000	CAP Move-CWIP	UZ	2000000069	8/31/2012	32.19
88107000	CAP Move-CWIP	UZ	2000000069	8/31/2012	7,475.79
88107000	CAP Move-CWIP	UZ	2000000070	8/31/2012	37.35
88107000	CAP Move-CWIP	UZ	2000000070	8/31/2012	403.80
88107000	CAP Move-CWIP	UZ	2000000070	8/31/2012	27.31
88107000	CAP Move-CWIP	UZ	2000000077	8/31/2012	64.54
88107000	CAP Move-CWIP	UZ	2000000077	8/31/2012	4.81
88107000	CAP Move-CWIP	UZ	2000000077	8/31/2012	0.20
88107000	CAP Move-CWIP	UZ	2000000077	8/31/2012	47.91
88107000	CAP Move-CWIP	UZ	2000000078	8/31/2012	45.60
88107000	CAP Move-CWIP	UZ	2000000078	8/31/2012	16.02
88107000	CAP Move-CWIP	UZ	2000000078	8/31/2012	6.74
88107000	CAP Move-CWIP	UZ	2000000080	8/31/2012	26.26
88107000	CAP Move-CWIP	UZ	2000000080	8/31/2012	15.31
88107000	CAP Move-CWIP	UZ	2000000080	8/31/2012	1.67
88107000	CAP Move-CWIP	UZ	2000000080	8/31/2012	(1.95)
88107000	CAP Move-CWIP	UZ	2000000080	8/31/2012	36.53
88107000	CAP Move-CWIP	UZ	2000000080	8/31/2012	45.61
88107000	CAP Move-CWIP	UZ	2000000092	8/31/2012	144.59
88107000	CAP Move-CWIP	UZ	2000000093	8/31/2012	188.48
88107000	CAP Move-CWIP	UZ	2000000069	8/31/2012	35.78
88107000	CAP Move-CWIP	UZ	2000000070	8/31/2012	6,993.54
88107000	CAP Move-CWIP	UZ	2000000070	8/31/2012	32.97
88107000	CAP Move-CWIP	UZ	2000000070	8/31/2012	462.73
88107000	CAP Move-CWIP	UZ	2000000070	8/31/2012	26.48
88107000	CAP Move-CWIP	UZ	2000000077	8/31/2012	0.60
88107000	CAP Move-CWIP	UZ	2000000077	8/31/2012	39.14
88107000	CAP Move-CWIP	UZ	2000000077	8/31/2012	30.49
88107000	CAP Move-CWIP	UZ	2000000078	8/31/2012	(2.09)
88107000	CAP Move-CWIP	UZ	2000000078	8/31/2012	85.42
88107000	CAP Move-CWIP	UZ	2000000078	8/31/2012	56.92
88107000	CAP Move-CWIP	UZ	2000000078	8/31/2012	132.22
88107000	CAP Move-CWIP	UZ	2000000078	8/31/2012	2.11
88107000	CAP Move-CWIP	UZ	2000000078	8/31/2012	7.90
88107000	CAP Move-CWIP	UZ	2000000078	8/31/2012	17.07
88107000	CAP Move-CWIP	UZ	2000000080	8/31/2012	18.51
88107000	CAP Move-CWIP	UZ	2000000080	8/31/2012	54.15
88107000	CAP Move-CWIP	UZ	2000000080	8/31/2012	5.87
88107000	CAP Move-CWIP	UZ	2000000092	8/31/2012	200.82
88107000	CAP Move-CWIP	UZ	2000000093	8/31/2012	154.05
88107000	CAP Move-CWIP	UZ	2000000093	8/31/2012	7.56
88107000	CAP Move-CWIP	UZ	2000000093	8/31/2012	5.80
88107000	CAP Move-CWIP	UZ	2000000092	8/31/2012	7.63
88107000	CAP Move-CWIP	UZ	2000000093	8/31/2012	5.85
88107000	CAP Move-CWIP	UN	2000000058	8/31/2012	(49,181.51)
88107000	CAP Move-CWIP	UZ	2000000092	8/31/2012	89.76
88107000	CAP Move-CWIP	UZ	2000000092	8/31/2012	68.85
88107000	CAP Move-CWIP	UN	2000000113	8/31/2012	(158.61)
88107000	CAP Move-CWIP	UN	2000000058	8/31/2012	(49,181.51)
88107000	CAP Move-CWIP	UZ	2000000092	8/31/2012	68.85
88107000	CAP Move-CWIP	UZ	2000000093	8/31/2012	89.76
88107000	CAP Move-CWIP	UN	2000000113	8/31/2012	(158.61)
88107000	CAP Move-CWIP	UN	2000000058	8/31/2012	(49,181.51)
88107000	CAP Move-CWIP	UZ	2000000093	8/31/2012	89.76
88107000	CAP Move-CWIP	UZ	2000000093	8/31/2012	68.85
88107000	CAP Move-CWIP	UN	2000000113	8/31/2012	(158.61)
88107000	CAP Move-CWIP	UZ	2000000092	8/31/2012	206.56
88107000	CAP Move-CWIP	UZ	2000000093	8/31/2012	269.27
88107000	CAP Move-CWIP	UZ	2000000092	8/31/2012	206.56
88107000	CAP Move-CWIP	UZ	2000000093	8/31/2012	269.27
88108020	CAP Move-UP A/D Salv	US	2000000086	8/31/2012	(345.80)
88108020	CAP Move-UP A/D Salv	US	2000000115	8/31/2012	(4,500.00)
88108020	CAP Move-UP A/D Salv	US	2000000115	8/31/2012	(6,900.00)
88108020	CAP Move-UP A/D Salv	US	2000000115	8/31/2012	(1,400.00)
88108020	CAP Move-UP A/D Salv	US	2000000115	8/31/2012	(3,400.00)
88108020	CAP Move-UP A/D Salv	US	2000000115	8/31/2012	(7,700.00)
88108020	CAP Move-UP A/D Salv	US	2000000115	8/31/2012	(5,901.00)
88108020	CAP Move-UP A/D Salv	US	2000000115	8/31/2012	(1,400.00)
88108020	CAP Move-UP A/D Salv	US	2000000115	8/31/2012	(5,400.00)
88252170	CAP Move-ADV NT WIP	UZ	2000000052	8/31/2012	(29,182.00)
88252170	CAP Move-ADV NT WIP	UZ	2000000052	8/31/2012	(20,447.00)
88252170	CAP Move-ADV NT WIP	UZ	2000000098	8/31/2012	(20,447.00)
88257000	CAP Move-COR	UC	2000000084	8/31/2012	63.67



Kentucky American Water Company  
Case No. 2012-00520  
Response to PSC DR1, Item 31

Account	Description	Doc Type	Document Number	Posting Date	Amount
88257000	CAP Move-COR	UC	200000084	8/31/2012	1,912.50
88257000	CAP Move-COR	UC	200000084	8/31/2012	1,263.93
88257100	CAP Move-RWIP	UZ	200000050	8/31/2012	(75.00)
88257100	CAP Move-RWIP	UZ	200000050	8/31/2012	75.00
88257100	CAP Move-RWIP	UZ	200000050	8/31/2012	75.00
88257100	CAP Move-RWIP	UZ	200000103	8/31/2012	0.42
88257100	CAP Move-RWIP	UZ	200000103	8/31/2012	(0.02)
88257100	CAP Move-RWIP	UZ	200000103	8/31/2012	(0.42)
88257100	CAP Move-RWIP	UZ	200000103	8/31/2012	(0.55)
88257100	CAP Move-RWIP	UZ	200000117	8/31/2012	(1.58)
88257100	CAP Move-RWIP	UZ	200000118	8/31/2012	(0.42)
88257100	CAP Move-RWIP	UZ	200000118	8/31/2012	0.42
88257100	CAP Move-RWIP	UZ	200000050	8/31/2012	(95.00)
88257100	CAP Move-RWIP	UZ	200000050	8/31/2012	7.54
88257100	CAP Move-RWIP	UZ	200000050	8/31/2012	(190.01)
88257100	CAP Move-RWIP	UZ	200000050	8/31/2012	95.00
88257100	CAP Move-RWIP	UZ	200000050	8/31/2012	189.51
88257100	CAP Move-RWIP	UZ	200000050	8/31/2012	2.07
88257100	CAP Move-RWIP	UZ	200000103	8/31/2012	8.86
88257100	CAP Move-RWIP	UZ	200000103	8/31/2012	(11.56)
88257100	CAP Move-RWIP	UZ	200000103	8/31/2012	(8.78)
88257100	CAP Move-RWIP	UZ	200000103	8/31/2012	(0.41)
88257100	CAP Move-RWIP	UZ	200000117	8/31/2012	(9.45)
88257100	CAP Move-RWIP	UZ	200000118	8/31/2012	8.86
88257100	CAP Move-RWIP	UZ	200000118	8/31/2012	(8.86)
88257100	CAP Move-RWIP	UZ	200000107	8/31/2012	101.74
88257100	CAP Move-RWIP	UZ	200000107	8/31/2012	9,695.51
88257100	CAP Move-RWIP	UZ	200000103	8/31/2012	(1.02)
88257100	CAP Move-RWIP	UZ	200000103	8/31/2012	(0.04)
88257100	CAP Move-RWIP	UZ	200000103	8/31/2012	(0.77)
88257100	CAP Move-RWIP	UZ	200000103	8/31/2012	0.78
88257100	CAP Move-RWIP	UZ	200000107	8/31/2012	69.87
88257100	CAP Move-RWIP	UZ	200000118	8/31/2012	0.78
88257100	CAP Move-RWIP	UZ	200000118	8/31/2012	(0.78)
88257100	CAP Move-RWIP	UZ	200000103	8/31/2012	(0.39)
88257100	CAP Move-RWIP	UZ	200000103	8/31/2012	(0.02)
88257100	CAP Move-RWIP	UZ	200000103	8/31/2012	(0.51)
88257100	CAP Move-RWIP	UZ	200000103	8/31/2012	0.39
88257100	CAP Move-RWIP	UZ	200000107	8/31/2012	85.96
88257100	CAP Move-RWIP	UZ	200000118	8/31/2012	(0.39)
88257100	CAP Move-RWIP	UZ	200000118	8/31/2012	0.39
88257100	CAP Move-RWIP	UZ	200000107	8/31/2012	102.06
88257100	CAP Move-RWIP	UZ	200000103	8/31/2012	(0.02)
88257100	CAP Move-RWIP	UZ	200000103	8/31/2012	(0.51)
88257100	CAP Move-RWIP	UZ	200000103	8/31/2012	(0.39)
88257100	CAP Move-RWIP	UZ	200000103	8/31/2012	0.39
88257100	CAP Move-RWIP	UZ	200000107	8/31/2012	85.96
88257100	CAP Move-RWIP	UZ	200000118	8/31/2012	(0.39)
88257100	CAP Move-RWIP	UZ	200000118	8/31/2012	0.39
88257100	CAP Move-RWIP	UZ	200000050	8/31/2012	461.95
88257100	CAP Move-RWIP	UZ	200000103	8/31/2012	(1.16)
88257100	CAP Move-RWIP	UZ	200000103	8/31/2012	25.27
88257100	CAP Move-RWIP	UZ	200000103	8/31/2012	(25.05)
88257100	CAP Move-RWIP	UZ	200000103	8/31/2012	(32.97)
88257100	CAP Move-RWIP	UZ	200000105	8/31/2012	196.47
88257100	CAP Move-RWIP	UZ	200000117	8/31/2012	(27.94)
88257100	CAP Move-RWIP	UZ	200000118	8/31/2012	25.27
88257100	CAP Move-RWIP	UZ	200000118	8/31/2012	(25.27)
88257100	CAP Move-RWIP	UZ	200000103	8/31/2012	(1.19)
88257100	CAP Move-RWIP	UZ	200000103	8/31/2012	(0.91)
88257100	CAP Move-RWIP	UZ	200000103	8/31/2012	(0.04)
88257100	CAP Move-RWIP	UZ	200000103	8/31/2012	0.91
88257100	CAP Move-RWIP	UZ	200000118	8/31/2012	0.91
88257100	CAP Move-RWIP	UZ	200000118	8/31/2012	(0.91)
88257100	CAP Move-RWIP	UZ	200000103	8/31/2012	(25.95)
88257100	CAP Move-RWIP	UZ	200000103	8/31/2012	(34.15)
88257100	CAP Move-RWIP	UZ	200000103	8/31/2012	(1.20)
88257100	CAP Move-RWIP	UZ	200000103	8/31/2012	26.19
88257100	CAP Move-RWIP	UZ	200000118	8/31/2012	(26.19)
88257100	CAP Move-RWIP	UZ	200000118	8/31/2012	26.19
88257100	CAP Move-RWIP	UC	200000084	8/31/2012	(63.67)
88257100	CAP Move-RWIP	UZ	200000050	8/31/2012	11,061.10
88257100	CAP Move-RWIP	UZ	200000050	8/31/2012	885.24
88257100	CAP Move-RWIP	UZ	200000050	8/31/2012	867.43
88257100	CAP Move-RWIP	UZ	200000103	8/31/2012	(84.31)
88257100	CAP Move-RWIP	UZ	200000103	8/31/2012	85.07
88257100	CAP Move-RWIP	UZ	200000103	8/31/2012	(640.28)

Kentucky American Water Company  
Case No. 2012-00520  
Response to PSC DR1, Item 31

Account	Description	Doc Type	Document Number	Posting Date	Amount
88257100	CAP Move-RWIP	UZ	2000000103	8/31/2012	(110.95)
88257100	CAP Move-RWIP	UZ	2000000103	8/31/2012	(3.91)
88257100	CAP Move-RWIP	UZ	2000000105	8/31/2012	351.90
88257100	CAP Move-RWIP	UZ	2000000117	8/31/2012	(91.59)
88257100	CAP Move-RWIP	UZ	2000000118	8/31/2012	85.07
88257100	CAP Move-RWIP	UZ	2000000118	8/31/2012	(85.07)
88257100	CAP Move-RWIP	UZ	2000000050	8/31/2012	1,270.20
88257100	CAP Move-RWIP	UZ	2000000103	8/31/2012	(9.07)
88257100	CAP Move-RWIP	UZ	2000000103	8/31/2012	6.95
88257100	CAP Move-RWIP	UZ	2000000103	8/31/2012	(0.32)
88257100	CAP Move-RWIP	UZ	2000000103	8/31/2012	(6.89)
88257100	CAP Move-RWIP	UZ	2000000117	8/31/2012	(36.75)
88257100	CAP Move-RWIP	UZ	2000000118	8/31/2012	(6.95)
88257100	CAP Move-RWIP	UZ	2000000118	8/31/2012	6.95
88257100	CAP Move-RWIP	UZ	2000000050	8/31/2012	374.60
88257100	CAP Move-RWIP	UZ	2000000050	8/31/2012	61.16
88257100	CAP Move-RWIP	UZ	2000000050	8/31/2012	506.42
88257100	CAP Move-RWIP	UZ	2000000050	8/31/2012	252.73
88257100	CAP Move-RWIP	UZ	2000000103	8/31/2012	(15.12)
88257100	CAP Move-RWIP	UZ	2000000103	8/31/2012	(0.53)
88257100	CAP Move-RWIP	UZ	2000000103	8/31/2012	(22.72)
88257100	CAP Move-RWIP	UZ	2000000103	8/31/2012	11.59
88257100	CAP Move-RWIP	UZ	2000000103	8/31/2012	(11.49)
88257100	CAP Move-RWIP	UZ	2000000105	8/31/2012	82.39
88257100	CAP Move-RWIP	UZ	2000000107	8/31/2012	11,050.00
88257100	CAP Move-RWIP	UZ	2000000117	8/31/2012	(20.47)
88257100	CAP Move-RWIP	UZ	2000000118	8/31/2012	11.59
88257100	CAP Move-RWIP	UZ	2000000118	8/31/2012	(11.59)
88257100	CAP Move-RWIP	UZ	2000000050	8/31/2012	93.02
88257100	CAP Move-RWIP	UZ	2000000107	8/31/2012	650.00
88257100	CAP Move-RWIP	UC	2000000084	8/31/2012	(1,912.50)
88257100	CAP Move-RWIP	US	2000000086	8/31/2012	345.80
88257100	CAP Move-RWIP	UZ	2000000103	8/31/2012	(10.60)
88257100	CAP Move-RWIP	UZ	2000000103	8/31/2012	10.69
88257100	CAP Move-RWIP	UZ	2000000103	8/31/2012	(13.95)
88257100	CAP Move-RWIP	UZ	2000000103	8/31/2012	(0.49)
88257100	CAP Move-RWIP	UZ	2000000118	8/31/2012	(10.69)
88257100	CAP Move-RWIP	UZ	2000000118	8/31/2012	10.69
88257100	CAP Move-RWIP	UZ	2000000107	8/31/2012	6,500.00
88257100	CAP Move-RWIP	UZ	2000000107	8/31/2012	8,060.00
88257100	CAP Move-RWIP	UZ	2000000050	8/31/2012	11,117.00
88257100	CAP Move-RWIP	UZ	2000000103	8/31/2012	45.24
88257100	CAP Move-RWIP	UZ	2000000103	8/31/2012	(2.08)
88257100	CAP Move-RWIP	UZ	2000000103	8/31/2012	(44.84)
88257100	CAP Move-RWIP	UZ	2000000103	8/31/2012	(59.01)
88257100	CAP Move-RWIP	UZ	2000000103	8/31/2012	(316.62)
88257100	CAP Move-RWIP	UZ	2000000105	8/31/2012	10,616.11
88257100	CAP Move-RWIP	UZ	2000000117	8/31/2012	(65.75)
88257100	CAP Move-RWIP	UZ	2000000118	8/31/2012	(45.24)
88257100	CAP Move-RWIP	UZ	2000000118	8/31/2012	45.24
88257100	CAP Move-RWIP	UC	2000000084	8/31/2012	(1,263.93)
88257100	CAP Move-RWIP	UZ	2000000103	8/31/2012	(9.14)
88257100	CAP Move-RWIP	UZ	2000000103	8/31/2012	(0.32)
88257100	CAP Move-RWIP	UZ	2000000103	8/31/2012	7.01
88257100	CAP Move-RWIP	UZ	2000000103	8/31/2012	(6.95)
88257100	CAP Move-RWIP	UZ	2000000117	8/31/2012	(4.64)
88257100	CAP Move-RWIP	UZ	2000000118	8/31/2012	7.01
88257100	CAP Move-RWIP	UZ	2000000118	8/31/2012	(7.01)
88257100	CAP Move-RWIP	UZ	2000000103	8/31/2012	(0.12)
88257100	CAP Move-RWIP	UZ	2000000103	8/31/2012	(3.42)
88257100	CAP Move-RWIP	UZ	2000000103	8/31/2012	2.62
88257100	CAP Move-RWIP	UZ	2000000103	8/31/2012	(2.60)
88257100	CAP Move-RWIP	UZ	2000000118	8/31/2012	2.62
88257100	CAP Move-RWIP	UZ	2000000118	8/31/2012	(2.62)
88257100	CAP Move-RWIP	US	2000000115	8/31/2012	4,500.00
88257100	CAP Move-RWIP	US	2000000115	8/31/2012	6,900.00
88257100	CAP Move-RWIP	UZ	2000000060	8/31/2012	(5,400.00)
88257100	CAP Move-RWIP	US	2000000115	8/31/2012	1,400.00
88257100	CAP Move-RWIP	US	2000000115	8/31/2012	3,400.00
88257100	CAP Move-RWIP	US	2000000115	8/31/2012	7,700.00
88257100	CAP Move-RWIP	US	2000000115	8/31/2012	5,901.00
88257100	CAP Move-RWIP	UZ	2000000107	8/31/2012	95.00
88257100	CAP Move-RWIP	UZ	2000000107	8/31/2012	94.83
88257100	CAP Move-RWIP	UZ	2000000103	8/31/2012	(1.94)
88257100	CAP Move-RWIP	UZ	2000000103	8/31/2012	(0.07)
88257100	CAP Move-RWIP	UZ	2000000103	8/31/2012	1.49
88257100	CAP Move-RWIP	UZ	2000000103	8/31/2012	(1.47)

Kentucky American Water Company  
Case No. 2012-00520  
Response to PSC DR1, Item 31

Account	Description	Doc Type	Document Number	Posting Date	Amount
88257100	CAP Move-RWIP	UZ	2000000117	8/31/2012	(7.59)
88257100	CAP Move-RWIP	UZ	2000000118	8/31/2012	1.49
88257100	CAP Move-RWIP	UZ	2000000118	8/31/2012	(1.49)
88257100	CAP Move-RWIP	US	2000000115	8/31/2012	1,400.00
88257100	CAP Move-RWIP	US	2000000115	8/31/2012	5,400.00
88271100	CAP Move-CIAC NT	UP	2000000114	8/31/2012	(671.02)
88271100	CAP Move-CIAC NT	UP	2000000114	8/31/2012	671.02
88271170	CAP Move-CIAC NT WIP	UZ	2000000052	8/31/2012	(29,182.00)
88271170	CAP Move-CIAC NT WIP	UZ	2000000052	8/31/2012	(26,528.00)
88271170	CAP Move-CIAC NT WIP	UZ	2000000052	8/31/2012	(54,705.00)
88271170	CAP Move-CIAC NT WIP	UZ	2000000052	8/31/2012	(16,896.00)
88271170	CAP Move-CIAC NT WIP	UP	2000000114	8/31/2012	671.02
88271170	CAP Move-CIAC NT WIP	UP	2000000114	8/31/2012	(671.02)
88900000	CAP Move-Settlement	UZ	2000000050	8/31/2012	(28,747.00)
88900000	CAP Move-Settlement	UZ	2000000062	8/31/2012	(1,171.50)
88900000	CAP Move-Settlement	UZ	2000000062	8/31/2012	(1,874.30)
88900000	CAP Move-Settlement	UZ	2000000062	8/31/2012	(912.57)
88900000	CAP Move-Settlement	UZ	2000000103	8/31/2012	18.22
88900000	CAP Move-Settlement	UZ	2000000103	8/31/2012	13.85
88900000	CAP Move-Settlement	UZ	2000000103	8/31/2012	(13.97)
88900000	CAP Move-Settlement	UZ	2000000103	8/31/2012	0.64
88900000	CAP Move-Settlement	UZ	2000000117	8/31/2012	82.78
88900000	CAP Move-Settlement	UZ	2000000118	8/31/2012	13.97
88900000	CAP Move-Settlement	UZ	2000000118	8/31/2012	(13.97)
88900000	CAP Move-Settlement	UZ	2000000050	8/31/2012	(40,093.88)
88900000	CAP Move-Settlement	UZ	2000000062	8/31/2012	(2,614.12)
88900000	CAP Move-Settlement	UZ	2000000062	8/31/2012	(429.68)
88900000	CAP Move-Settlement	UZ	2000000103	8/31/2012	115.77
88900000	CAP Move-Settlement	UZ	2000000103	8/31/2012	(116.81)
88900000	CAP Move-Settlement	UZ	2000000103	8/31/2012	5.37
88900000	CAP Move-Settlement	UZ	2000000103	8/31/2012	152.35
88900000	CAP Move-Settlement	UZ	2000000117	8/31/2012	361.76
88900000	CAP Move-Settlement	UZ	2000000118	8/31/2012	116.81
88900000	CAP Move-Settlement	UZ	2000000118	8/31/2012	(116.81)
88900000	CAP Move-Settlement	UZ	2000000050	8/31/2012	(5,250.00)
88900000	CAP Move-Settlement	UZ	2000000062	8/31/2012	(487.93)
88900000	CAP Move-Settlement	UZ	2000000062	8/31/2012	(342.30)
88900000	CAP Move-Settlement	UZ	2000000050	8/31/2012	(36,368.85)
88900000	CAP Move-Settlement	UZ	2000000062	8/31/2012	(2,371.25)
88900000	CAP Move-Settlement	UZ	2000000062	8/31/2012	(529.12)
88900000	CAP Move-Settlement	UZ	2000000103	8/31/2012	179.63
88900000	CAP Move-Settlement	UZ	2000000103	8/31/2012	236.38
88900000	CAP Move-Settlement	UZ	2000000103	8/31/2012	(181.25)
88900000	CAP Move-Settlement	UZ	2000000103	8/31/2012	8.33
88900000	CAP Move-Settlement	UZ	2000000117	8/31/2012	124.19
88900000	CAP Move-Settlement	UZ	2000000118	8/31/2012	181.25
88900000	CAP Move-Settlement	UZ	2000000118	8/31/2012	(181.25)
88900000	CAP Move-Settlement	UZ	2000000050	8/31/2012	(24,446.91)
88900000	CAP Move-Settlement	UZ	2000000062	8/31/2012	33.71
88900000	CAP Move-Settlement	UZ	2000000062	8/31/2012	(1,593.94)
88900000	CAP Move-Settlement	UZ	2000000062	8/31/2012	(28.67)
88900000	CAP Move-Settlement	UZ	2000000103	8/31/2012	(9.96)
88900000	CAP Move-Settlement	UZ	2000000103	8/31/2012	0.46
88900000	CAP Move-Settlement	UZ	2000000103	8/31/2012	12.98
88900000	CAP Move-Settlement	UZ	2000000103	8/31/2012	9.86
88900000	CAP Move-Settlement	UZ	2000000117	8/31/2012	50.86
88900000	CAP Move-Settlement	UZ	2000000118	8/31/2012	(9.96)
88900000	CAP Move-Settlement	UZ	2000000118	8/31/2012	9.96
88900000	CAP Move-Settlement	UZ	2000000052	8/31/2012	(54,200.00)
88900000	CAP Move-Settlement	UZ	2000000062	8/31/2012	(3,533.84)
88900000	CAP Move-Settlement	UZ	2000000062	8/31/2012	41.38
88900000	CAP Move-Settlement	UZ	2000000103	8/31/2012	9.86
88900000	CAP Move-Settlement	UZ	2000000103	8/31/2012	(9.96)
88900000	CAP Move-Settlement	UZ	2000000103	8/31/2012	12.98
88900000	CAP Move-Settlement	UZ	2000000103	8/31/2012	0.46
88900000	CAP Move-Settlement	UZ	2000000117	8/31/2012	50.89
88900000	CAP Move-Settlement	UZ	2000000118	8/31/2012	9.96
88900000	CAP Move-Settlement	UZ	2000000118	8/31/2012	(9.96)
88900000	CAP Move-Settlement	UZ	2000000050	8/31/2012	4,350.00
88900000	CAP Move-Settlement	UZ	2000000050	8/31/2012	(8,700.00)
88900000	CAP Move-Settlement	UZ	2000000062	8/31/2012	(283.62)
88900000	CAP Move-Settlement	UZ	2000000062	8/31/2012	(117.25)
88900000	CAP Move-Settlement	UZ	2000000103	8/31/2012	2.01
88900000	CAP Move-Settlement	UZ	2000000103	8/31/2012	(43.67)
88900000	CAP Move-Settlement	UZ	2000000103	8/31/2012	43.29
88900000	CAP Move-Settlement	UZ	2000000103	8/31/2012	56.97
88900000	CAP Move-Settlement	UZ	2000000118	8/31/2012	(43.67)

Kentucky American Water Company  
Case No. 2012-00520  
Response to PSC DR1, Item 31

Account	Description	Doc Type	Document Number	Posting Date	Amount
88900000	CAP Move-Settlement	UZ	2000000118	8/31/2012	43.67
88900000	CAP Move-Settlement	UZ	2000000050	8/31/2012	7,500.00
88900000	CAP Move-Settlement	UZ	2000000050	8/31/2012	(7,500.00)
88900000	CAP Move-Settlement	UZ	2000000050	8/31/2012	(7,500.00)
88900000	CAP Move-Settlement	UZ	2000000062	8/31/2012	(110.44)
88900000	CAP Move-Settlement	UZ	2000000062	8/31/2012	(484.11)
88900000	CAP Move-Settlement	UZ	2000000103	8/31/2012	41.67
88900000	CAP Move-Settlement	UZ	2000000103	8/31/2012	54.83
88900000	CAP Move-Settlement	UZ	2000000103	8/31/2012	1.93
88900000	CAP Move-Settlement	UZ	2000000103	8/31/2012	(42.05)
88900000	CAP Move-Settlement	UZ	2000000117	8/31/2012	157.95
88900000	CAP Move-Settlement	UZ	2000000118	8/31/2012	(42.05)
88900000	CAP Move-Settlement	UZ	2000000118	8/31/2012	42.05
88900000	CAP Move-Settlement	UZ	2000000062	8/31/2012	(122.43)
88900000	CAP Move-Settlement	UZ	2000000103	8/31/2012	(43.67)
88900000	CAP Move-Settlement	UZ	2000000103	8/31/2012	2.01
88900000	CAP Move-Settlement	UZ	2000000103	8/31/2012	56.97
88900000	CAP Move-Settlement	UZ	2000000103	8/31/2012	43.29
88900000	CAP Move-Settlement	UZ	2000000118	8/31/2012	43.67
88900000	CAP Move-Settlement	UZ	2000000118	8/31/2012	(43.67)
88900000	CAP Move-Settlement	UZ	2000000052	8/31/2012	(26,820.00)
88900000	CAP Move-Settlement	UZ	2000000052	8/31/2012	(2,980.00)
88900000	CAP Move-Settlement	UZ	2000000062	8/31/2012	(491.80)
88900000	CAP Move-Settlement	UZ	2000000062	8/31/2012	(1,942.96)
88900000	CAP Move-Settlement	UZ	2000000052	8/31/2012	29,182.00
88900000	CAP Move-Settlement	UZ	2000000052	8/31/2012	29,182.00
88900000	CAP Move-Settlement	UZ	2000000050	8/31/2012	(11,328.40)
88900000	CAP Move-Settlement	UZ	2000000062	8/31/2012	(738.61)
88900000	CAP Move-Settlement	UZ	2000000062	8/31/2012	(63.00)
88900000	CAP Move-Settlement	UZ	2000000103	8/31/2012	1.90
88900000	CAP Move-Settlement	UZ	2000000103	8/31/2012	40.97
88900000	CAP Move-Settlement	UZ	2000000103	8/31/2012	53.92
88900000	CAP Move-Settlement	UZ	2000000103	8/31/2012	(41.34)
88900000	CAP Move-Settlement	UZ	2000000117	8/31/2012	156.58
88900000	CAP Move-Settlement	UZ	2000000118	8/31/2012	(41.34)
88900000	CAP Move-Settlement	UZ	2000000118	8/31/2012	41.34
88900000	CAP Move-Settlement	UZ	2000000052	8/31/2012	26,528.00
88900000	CAP Move-Settlement	UZ	2000000050	8/31/2012	(19,000.00)
88900000	CAP Move-Settlement	UZ	2000000050	8/31/2012	9,500.00
88900000	CAP Move-Settlement	UZ	2000000062	8/31/2012	(292.15)
88900000	CAP Move-Settlement	UZ	2000000062	8/31/2012	(619.40)
88900000	CAP Move-Settlement	UZ	2000000103	8/31/2012	(29.70)
88900000	CAP Move-Settlement	UZ	2000000103	8/31/2012	1.37
88900000	CAP Move-Settlement	UZ	2000000103	8/31/2012	38.75
88900000	CAP Move-Settlement	UZ	2000000103	8/31/2012	29.45
88900000	CAP Move-Settlement	UZ	2000000118	8/31/2012	29.70
88900000	CAP Move-Settlement	UZ	2000000118	8/31/2012	(29.70)
88900000	CAP Move-Settlement	UZ	2000000050	8/31/2012	(753.97)
88900000	CAP Move-Settlement	UZ	2000000050	8/31/2012	(18,951.00)
88900000	CAP Move-Settlement	UZ	2000000050	8/31/2012	19,001.00
88900000	CAP Move-Settlement	UZ	2000000050	8/31/2012	9,500.00
88900000	CAP Move-Settlement	UZ	2000000050	8/31/2012	(9,500.00)
88900000	CAP Move-Settlement	UZ	2000000052	8/31/2012	54,705.00
88900000	CAP Move-Settlement	UZ	2000000062	8/31/2012	(651.71)
88900000	CAP Move-Settlement	UZ	2000000062	8/31/2012	(609.98)
88900000	CAP Move-Settlement	UZ	2000000062	8/31/2012	(72.12)
88900000	CAP Move-Settlement	UZ	2000000103	8/31/2012	30.72
88900000	CAP Move-Settlement	UZ	2000000103	8/31/2012	1.08
88900000	CAP Move-Settlement	UZ	2000000103	8/31/2012	23.35
88900000	CAP Move-Settlement	UZ	2000000103	8/31/2012	(23.56)
88900000	CAP Move-Settlement	UZ	2000000118	8/31/2012	23.56
88900000	CAP Move-Settlement	UZ	2000000118	8/31/2012	(23.56)
88900000	CAP Move-Settlement	UZ	2000000052	8/31/2012	20,447.00
88900000	CAP Move-Settlement	UZ	2000000098	8/31/2012	20,447.00
88900000	CAP Move-Settlement	UZ	2000000050	8/31/2012	(9,500.00)
88900000	CAP Move-Settlement	UZ	2000000050	8/31/2012	(9,500.00)
88900000	CAP Move-Settlement	UZ	2000000050	8/31/2012	9,500.00
88900000	CAP Move-Settlement	UZ	2000000052	8/31/2012	16,896.00
88900000	CAP Move-Settlement	UZ	2000000062	8/31/2012	(242.87)
88900000	CAP Move-Settlement	UZ	2000000062	8/31/2012	(619.40)
88900000	CAP Move-Settlement	UZ	2000000103	8/31/2012	(91.95)
88900000	CAP Move-Settlement	UZ	2000000103	8/31/2012	119.93
88900000	CAP Move-Settlement	UZ	2000000103	8/31/2012	91.14
88900000	CAP Move-Settlement	UZ	2000000103	8/31/2012	4.23
88900000	CAP Move-Settlement	UZ	2000000117	8/31/2012	173.21
88900000	CAP Move-Settlement	UZ	2000000118	8/31/2012	(91.95)
88900000	CAP Move-Settlement	UZ	2000000118	8/31/2012	91.95

Kentucky American Water Company  
Case No. 2012-00520  
Response to PSC DR1, Item 31

Account	Description	Doc Type	Document Number	Posting Date	Amount
88900000	CAP Move-Settlement	UZ	200000060	8/31/2012	177,091.88
88900000	CAP Move-Settlement	UZ	200000053	8/31/2012	(130,994.84)
88900000	CAP Move-Settlement	UZ	200000062	8/31/2012	(8,540.86)
88900000	CAP Move-Settlement	UZ	200000062	8/31/2012	(9,740.44)
88900000	CAP Move-Settlement	UZ	200000064	8/31/2012	(277,431.92)
88900000	CAP Move-Settlement	UZ	200000064	8/31/2012	270,395.84
88900000	CAP Move-Settlement	UZ	200000065	8/31/2012	138,030.92
88900000	CAP Move-Settlement	UZ	200000065	8/31/2012	(138,080.92)
88900000	CAP Move-Settlement	UZ	200000092	8/31/2012	(3,728.61)
88900000	CAP Move-Settlement	UZ	200000093	8/31/2012	(2,860.30)
88900000	CAP Move-Settlement	UZ	200000101	8/31/2012	8,425.67
88900000	CAP Move-Settlement	UZ	200000050	8/31/2012	(89.26)
88900000	CAP Move-Settlement	UZ	200000052	8/31/2012	(1,189.15)
88900000	CAP Move-Settlement	UZ	200000053	8/31/2012	(167,300.39)
88900000	CAP Move-Settlement	UZ	200000060	8/31/2012	(3,594.82)
88900000	CAP Move-Settlement	UZ	200000062	8/31/2012	(10,907.99)
88900000	CAP Move-Settlement	UZ	200000062	8/31/2012	(2,136.75)
88900000	CAP Move-Settlement	UZ	200000064	8/31/2012	167,300.39
88900000	CAP Move-Settlement	UZ	200000064	8/31/2012	(178,230.78)
88900000	CAP Move-Settlement	UZ	200000092	8/31/2012	(3,648.34)
88900000	CAP Move-Settlement	UZ	200000092	8/31/2012	(4,755.87)
88900000	CAP Move-Settlement	UZ	200000092	8/31/2012	(2,059.85)
88900000	CAP Move-Settlement	UZ	200000092	8/31/2012	(1,580.16)
88900000	CAP Move-Settlement	UZ	200000107	8/31/2012	(338,619.83)
88900000	CAP Move-Settlement	UZ	200000069	8/31/2012	(474.17)
88900000	CAP Move-Settlement	UZ	200000069	8/31/2012	(869.81)
88900000	CAP Move-Settlement	UZ	200000069	8/31/2012	(6,330.34)
88900000	CAP Move-Settlement	UZ	200000069	8/31/2012	(148.51)
88900000	CAP Move-Settlement	UZ	200000077	8/31/2012	(156.01)
88900000	CAP Move-Settlement	UZ	200000077	8/31/2012	(1,781.44)
88900000	CAP Move-Settlement	UZ	200000077	8/31/2012	(410.85)
88900000	CAP Move-Settlement	UZ	200000078	8/31/2012	(382.57)
88900000	CAP Move-Settlement	UZ	200000078	8/31/2012	(351.77)
88900000	CAP Move-Settlement	UZ	200000078	8/31/2012	(72.06)
88900000	CAP Move-Settlement	UZ	200000078	8/31/2012	(37.11)
88900000	CAP Move-Settlement	UZ	200000080	8/31/2012	(130.57)
88900000	CAP Move-Settlement	UZ	200000080	8/31/2012	(460.74)
88900000	CAP Move-Settlement	UZ	200000080	8/31/2012	(1,023.62)
88900000	CAP Move-Settlement	UZ	200000093	8/31/2012	(132.13)
88900000	CAP Move-Settlement	UZ	200000093	8/31/2012	(101.36)
88900000	CAP Move-Settlement	UZ	200000107	8/31/2012	(45,000.00)
88900000	CAP Move-Settlement	UZ	200000062	8/31/2012	(134.54)
88900000	CAP Move-Settlement	UZ	200000092	8/31/2012	(1,238.29)
88900000	CAP Move-Settlement	UZ	200000093	8/31/2012	(1,614.20)
88900000	CAP Move-Settlement	UZ	200000103	8/31/2012	62.81
88900000	CAP Move-Settlement	UZ	200000103	8/31/2012	47.73
88900000	CAP Move-Settlement	UZ	200000103	8/31/2012	(48.16)
88900000	CAP Move-Settlement	UZ	200000103	8/31/2012	2.21
88900000	CAP Move-Settlement	UZ	200000107	8/31/2012	(8,274.55)
88900000	CAP Move-Settlement	UZ	200000117	8/31/2012	135.46
88900000	CAP Move-Settlement	UZ	200000118	8/31/2012	(48.16)
88900000	CAP Move-Settlement	UZ	200000118	8/31/2012	48.16
88900000	CAP Move-Settlement	UZ	200000050	8/31/2012	(12,596.47)
88900000	CAP Move-Settlement	UZ	200000062	8/31/2012	(821.29)
88900000	CAP Move-Settlement	UZ	200000050	8/31/2012	(13,866.58)
88900000	CAP Move-Settlement	UZ	200000062	8/31/2012	(1,035.66)
88900000	CAP Move-Settlement	UZ	200000092	8/31/2012	(1,595.91)
88900000	CAP Move-Settlement	UZ	200000093	8/31/2012	(1,224.26)
88900000	CAP Move-Settlement	UZ	200000103	8/31/2012	51.58
88900000	CAP Move-Settlement	UZ	200000103	8/31/2012	2.39
88900000	CAP Move-Settlement	UZ	200000103	8/31/2012	(52.05)
88900000	CAP Move-Settlement	UZ	200000103	8/31/2012	67.88
88900000	CAP Move-Settlement	UZ	200000117	8/31/2012	62.89
88900000	CAP Move-Settlement	UZ	200000118	8/31/2012	(52.05)
88900000	CAP Move-Settlement	UZ	200000118	8/31/2012	52.05
88900000	CAP Move-Settlement	UZ	200000092	8/31/2012	(28.13)
88900000	CAP Move-Settlement	UZ	200000093	8/31/2012	(36.67)
88900000	CAP Move-Settlement	UZ	200000062	8/31/2012	0.74
88900000	CAP Move-Settlement	UZ	200000062	8/31/2012	73.18
88900000	CAP Move-Settlement	UZ	200000050	8/31/2012	(207.50)
88900000	CAP Move-Settlement	UZ	200000062	8/31/2012	(24.85)
88900000	CAP Move-Settlement	UZ	200000062	8/31/2012	(2,459.76)
88900000	CAP Move-Settlement	UZ	200000092	8/31/2012	(168.82)
88900000	CAP Move-Settlement	UZ	200000093	8/31/2012	(220.06)
88900000	CAP Move-Settlement	UZ	200000103	8/31/2012	1,155.87
88900000	CAP Move-Settlement	UZ	200000103	8/31/2012	878.36
88900000	CAP Move-Settlement	UZ	200000103	8/31/2012	40.75

Kentucky American Water Company  
Case No. 2012-00520  
Response to PSC DR1, Item 31

Account	Description	Doc Type	Document Number	Posting Date	Amount
88900000	CAP Move-Settlement	UZ	2000000103	8/31/2012	(886.27)
88900000	CAP Move-Settlement	UZ	2000000117	8/31/2012	945.36
88900000	CAP Move-Settlement	UZ	2000000118	8/31/2012	886.27
88900000	CAP Move-Settlement	UZ	2000000118	8/31/2012	(886.27)
88900000	CAP Move-Settlement	UZ	2000000092	8/31/2012	(13.87)
88900000	CAP Move-Settlement	UZ	2000000092	8/31/2012	(18.08)
88900000	CAP Move-Settlement	UZ	2000000107	8/31/2012	(10,173.85)
88900000	CAP Move-Settlement	UZ	2000000107	8/31/2012	(10,205.80)
88900000	CAP Move-Settlement	UZ	2000000062	8/31/2012	(1.98)
88900000	CAP Move-Settlement	UZ	2000000062	8/31/2012	(196.24)
88900000	CAP Move-Settlement	UZ	2000000092	8/31/2012	(5.85)
88900000	CAP Move-Settlement	UZ	2000000093	8/31/2012	(4.49)
88900000	CAP Move-Settlement	UZ	2000000103	8/31/2012	101.82
88900000	CAP Move-Settlement	UZ	2000000103	8/31/2012	3.59
88900000	CAP Move-Settlement	UZ	2000000103	8/31/2012	(78.08)
88900000	CAP Move-Settlement	UZ	2000000103	8/31/2012	77.38
88900000	CAP Move-Settlement	UZ	2000000107	8/31/2012	(6,987.40)
88900000	CAP Move-Settlement	UZ	2000000118	8/31/2012	(78.08)
88900000	CAP Move-Settlement	UZ	2000000118	8/31/2012	78.08
88900000	CAP Move-Settlement	UZ	2000000062	8/31/2012	(0.99)
88900000	CAP Move-Settlement	UZ	2000000062	8/31/2012	(98.13)
88900000	CAP Move-Settlement	UZ	2000000093	8/31/2012	(2.25)
88900000	CAP Move-Settlement	UZ	2000000093	8/31/2012	(2.93)
88900000	CAP Move-Settlement	UZ	2000000103	8/31/2012	38.69
88900000	CAP Move-Settlement	UZ	2000000103	8/31/2012	50.91
88900000	CAP Move-Settlement	UZ	2000000103	8/31/2012	1.79
88900000	CAP Move-Settlement	UZ	2000000103	8/31/2012	(39.03)
88900000	CAP Move-Settlement	UZ	2000000107	8/31/2012	(8,596.46)
88900000	CAP Move-Settlement	UZ	2000000118	8/31/2012	39.03
88900000	CAP Move-Settlement	UZ	2000000118	8/31/2012	(39.03)
88900000	CAP Move-Settlement	UZ	2000000107	8/31/2012	(10,205.80)
88900000	CAP Move-Settlement	UZ	2000000062	8/31/2012	(0.99)
88900000	CAP Move-Settlement	UZ	2000000062	8/31/2012	(98.13)
88900000	CAP Move-Settlement	UZ	2000000092	8/31/2012	(2.93)
88900000	CAP Move-Settlement	UZ	2000000093	8/31/2012	(2.25)
88900000	CAP Move-Settlement	UZ	2000000103	8/31/2012	38.69
88900000	CAP Move-Settlement	UZ	2000000103	8/31/2012	50.91
88900000	CAP Move-Settlement	UZ	2000000103	8/31/2012	(39.03)
88900000	CAP Move-Settlement	UZ	2000000103	8/31/2012	1.79
88900000	CAP Move-Settlement	UZ	2000000107	8/31/2012	(8,596.46)
88900000	CAP Move-Settlement	UZ	2000000118	8/31/2012	39.03
88900000	CAP Move-Settlement	UZ	2000000118	8/31/2012	(39.03)
88900000	CAP Move-Settlement	UZ	2000000062	8/31/2012	(6.20)
88900000	CAP Move-Settlement	UZ	2000000117	8/31/2012	11.98
88900000	CAP Move-Settlement	UZ	2000000050	8/31/2012	(4,154.35)
88900000	CAP Move-Settlement	UZ	2000000052	8/31/2012	(507.84)
88900000	CAP Move-Settlement	UZ	2000000062	8/31/2012	(1,024.74)
88900000	CAP Move-Settlement	UZ	2000000103	8/31/2012	178.96
88900000	CAP Move-Settlement	UZ	2000000103	8/31/2012	235.51
88900000	CAP Move-Settlement	UZ	2000000103	8/31/2012	8.30
88900000	CAP Move-Settlement	UZ	2000000103	8/31/2012	(180.58)
88900000	CAP Move-Settlement	UZ	2000000105	8/31/2012	(2,813.76)
88900000	CAP Move-Settlement	UZ	2000000117	8/31/2012	34.10
88900000	CAP Move-Settlement	UZ	2000000118	8/31/2012	(180.58)
88900000	CAP Move-Settlement	UZ	2000000118	8/31/2012	180.58
88900000	CAP Move-Settlement	UZ	2000000052	8/31/2012	(23.61)
88900000	CAP Move-Settlement	UZ	2000000062	8/31/2012	(194.39)
88900000	CAP Move-Settlement	UZ	2000000103	8/31/2012	50.84
88900000	CAP Move-Settlement	UZ	2000000103	8/31/2012	(38.97)
88900000	CAP Move-Settlement	UZ	2000000103	8/31/2012	38.63
88900000	CAP Move-Settlement	UZ	2000000103	8/31/2012	1.79
88900000	CAP Move-Settlement	UZ	2000000117	8/31/2012	41.41
88900000	CAP Move-Settlement	UZ	2000000118	8/31/2012	38.97
88900000	CAP Move-Settlement	UZ	2000000118	8/31/2012	(38.97)
88900000	CAP Move-Settlement	UZ	2000000050	8/31/2012	(1,000.00)
88900000	CAP Move-Settlement	UZ	2000000062	8/31/2012	(592.03)
88900000	CAP Move-Settlement	UZ	2000000062	8/31/2012	(65.20)
88900000	CAP Move-Settlement	UZ	2000000092	8/31/2012	(15.03)
88900000	CAP Move-Settlement	UZ	2000000093	8/31/2012	(19.60)
88900000	CAP Move-Settlement	UZ	2000000050	8/31/2012	(2,450.00)
88900000	CAP Move-Settlement	UZ	2000000062	8/31/2012	(159.74)
88900000	CAP Move-Settlement	UZ	2000000052	8/31/2012	(1,644.50)
88900000	CAP Move-Settlement	UZ	2000000062	8/31/2012	(107.22)
88900000	CAP Move-Settlement	UZ	2000000050	8/31/2012	(1,490.15)
88900000	CAP Move-Settlement	UZ	2000000062	8/31/2012	(220.31)
88900000	CAP Move-Settlement	UZ	2000000062	8/31/2012	(98.98)
88900000	CAP Move-Settlement	UZ	2000000103	8/31/2012	106.34

Kentucky American Water Company  
Case No. 2012-00520  
Response to PSC DR1, Item 31

Account	Description	Doc Type	Document Number	Posting Date	Amount
88900000	CAP Move-Settlement	UZ	2000000103	8/31/2012	3.75
88900000	CAP Move-Settlement	UZ	2000000103	8/31/2012	80.80
88900000	CAP Move-Settlement	UZ	2000000103	8/31/2012	(81.53)
88900000	CAP Move-Settlement	UZ	2000000105	8/31/2012	(633.76)
88900000	CAP Move-Settlement	UZ	2000000117	8/31/2012	90.12
88900000	CAP Move-Settlement	UZ	2000000118	8/31/2012	(81.53)
88900000	CAP Move-Settlement	UZ	2000000118	8/31/2012	81.53
88900000	CAP Move-Settlement	UZ	2000000062	8/31/2012	(9.53)
88900000	CAP Move-Settlement	UZ	2000000062	8/31/2012	(4.28)
88900000	CAP Move-Settlement	UZ	2000000103	8/31/2012	(2.94)
88900000	CAP Move-Settlement	UZ	2000000103	8/31/2012	3.84
88900000	CAP Move-Settlement	UZ	2000000103	8/31/2012	2.92
88900000	CAP Move-Settlement	UZ	2000000103	8/31/2012	0.14
88900000	CAP Move-Settlement	UZ	2000000118	8/31/2012	(2.94)
88900000	CAP Move-Settlement	UZ	2000000118	8/31/2012	2.94
88900000	CAP Move-Settlement	UZ	2000000052	8/31/2012	(244.09)
88900000	CAP Move-Settlement	UZ	2000000062	8/31/2012	(131.14)
88900000	CAP Move-Settlement	UZ	2000000103	8/31/2012	1.63
88900000	CAP Move-Settlement	UZ	2000000103	8/31/2012	(35.36)
88900000	CAP Move-Settlement	UZ	2000000103	8/31/2012	35.05
88900000	CAP Move-Settlement	UZ	2000000103	8/31/2012	46.12
88900000	CAP Move-Settlement	UZ	2000000117	8/31/2012	134.09
88900000	CAP Move-Settlement	UZ	2000000118	8/31/2012	(35.36)
88900000	CAP Move-Settlement	UZ	2000000118	8/31/2012	35.36
88900000	CAP Move-Settlement	UZ	2000000050	8/31/2012	(2,252.50)
88900000	CAP Move-Settlement	UZ	2000000062	8/31/2012	(225.27)
88900000	CAP Move-Settlement	UZ	2000000107	8/31/2012	(52,000.00)
88900000	CAP Move-Settlement	UZ	2000000062	8/31/2012	(28.98)
88900000	CAP Move-Settlement	UZ	2000000107	8/31/2012	(15,500.00)
88900000	CAP Move-Settlement	UZ	2000000050	8/31/2012	(1,802.00)
88900000	CAP Move-Settlement	UZ	2000000062	8/31/2012	(145.17)
88900000	CAP Move-Settlement	UZ	2000000050	8/31/2012	(2,703.00)
88900000	CAP Move-Settlement	UZ	2000000062	8/31/2012	(271.99)
88900000	CAP Move-Settlement	UZ	2000000107	8/31/2012	(40,000.00)
88900000	CAP Move-Settlement	UZ	2000000050	8/31/2012	(1,484.08)
88900000	CAP Move-Settlement	UZ	2000000050	8/31/2012	(122,657.90)
88900000	CAP Move-Settlement	UZ	2000000062	8/31/2012	(8,544.74)
88900000	CAP Move-Settlement	UZ	2000000103	8/31/2012	14.01
88900000	CAP Move-Settlement	UZ	2000000103	8/31/2012	(304.61)
88900000	CAP Move-Settlement	UZ	2000000103	8/31/2012	397.26
88900000	CAP Move-Settlement	UZ	2000000103	8/31/2012	301.89
88900000	CAP Move-Settlement	UZ	2000000103	8/31/2012	6,942.90
88900000	CAP Move-Settlement	UZ	2000000117	8/31/2012	579.79
88900000	CAP Move-Settlement	UZ	2000000118	8/31/2012	304.61
88900000	CAP Move-Settlement	UZ	2000000118	8/31/2012	(304.61)
88900000	CAP Move-Settlement	UZ	2000000062	8/31/2012	(173.55)
88900000	CAP Move-Settlement	UZ	2000000062	8/31/2012	(77.97)
88900000	CAP Move-Settlement	UZ	2000000103	8/31/2012	(84.47)
88900000	CAP Move-Settlement	UZ	2000000103	8/31/2012	3.88
88900000	CAP Move-Settlement	UZ	2000000103	8/31/2012	83.72
88900000	CAP Move-Settlement	UZ	2000000103	8/31/2012	110.17
88900000	CAP Move-Settlement	UZ	2000000118	8/31/2012	(84.47)
88900000	CAP Move-Settlement	UZ	2000000118	8/31/2012	84.47
88900000	CAP Move-Settlement	UZ	2000000050	8/31/2012	(2,855.59)
88900000	CAP Move-Settlement	UZ	2000000050	8/31/2012	(35,680.98)
88900000	CAP Move-Settlement	UZ	2000000050	8/31/2012	(2,798.18)
88900000	CAP Move-Settlement	UZ	2000000062	8/31/2012	(2,740.96)
88900000	CAP Move-Settlement	UZ	2000000062	8/31/2012	(1,231.44)
88900000	CAP Move-Settlement	UZ	2000000103	8/31/2012	357.89
88900000	CAP Move-Settlement	UZ	2000000103	8/31/2012	271.96
88900000	CAP Move-Settlement	UZ	2000000103	8/31/2012	(274.42)
88900000	CAP Move-Settlement	UZ	2000000103	8/31/2012	2,065.42
88900000	CAP Move-Settlement	UZ	2000000103	8/31/2012	12.62
88900000	CAP Move-Settlement	UZ	2000000105	8/31/2012	(1,135.16)
88900000	CAP Move-Settlement	UZ	2000000117	8/31/2012	295.44
88900000	CAP Move-Settlement	UZ	2000000118	8/31/2012	274.42
88900000	CAP Move-Settlement	UZ	2000000118	8/31/2012	(274.42)
88900000	CAP Move-Settlement	UZ	2000000050	8/31/2012	(4,097.43)
88900000	CAP Move-Settlement	UZ	2000000062	8/31/2012	(116.92)
88900000	CAP Move-Settlement	UZ	2000000062	8/31/2012	(260.23)
88900000	CAP Move-Settlement	UZ	2000000103	8/31/2012	29.25
88900000	CAP Move-Settlement	UZ	2000000103	8/31/2012	(22.43)
88900000	CAP Move-Settlement	UZ	2000000103	8/31/2012	22.22
88900000	CAP Move-Settlement	UZ	2000000103	8/31/2012	1.03
88900000	CAP Move-Settlement	UZ	2000000117	8/31/2012	118.55
88900000	CAP Move-Settlement	UZ	2000000118	8/31/2012	(22.43)
88900000	CAP Move-Settlement	UZ	2000000118	8/31/2012	22.43

Kentucky American Water Company  
Case No. 2012-00520  
Response to PSC DR1, Item 31

Account	Description	Doc Type	Document Number	Posting Date	Amount
88900000	CAP Move-Settlement	UZ	200000093	8/31/2012	51.61
88900000	CAP Move-Settlement	UZ	200000093	8/31/2012	39.60
88900000	CAP Move-Settlement	UZ	200000092	8/31/2012	(11.61)
88900000	CAP Move-Settlement	UZ	200000092	8/31/2012	(15.13)
88900000	CAP Move-Settlement	UZ	200000050	8/31/2012	(1,208.40)
88900000	CAP Move-Settlement	UZ	200000062	8/31/2012	(54.36)
88900000	CAP Move-Settlement	UZ	200000062	8/31/2012	(24.42)
88900000	CAP Move-Settlement	UZ	200000092	8/31/2012	(1.28)
88900000	CAP Move-Settlement	UZ	200000093	8/31/2012	(1.67)
88900000	CAP Move-Settlement	UZ	200000062	8/31/2012	(37.56)
88900000	CAP Move-Settlement	UZ	200000050	8/31/2012	(556.50)
88900000	CAP Move-Settlement	UZ	200000062	8/31/2012	(160.81)
88900000	CAP Move-Settlement	UZ	200000050	8/31/2012	(222.60)
88900000	CAP Move-Settlement	UZ	200000062	8/31/2012	(34.95)
88900000	CAP Move-Settlement	UZ	200000062	8/31/2012	(86.56)
88900000	CAP Move-Settlement	UZ	200000105	8/31/2012	(18,404.00)
88900000	CAP Move-Settlement	UZ	200000105	8/31/2012	(10,600.00)
88900000	CAP Move-Settlement	UZ	200000050	8/31/2012	(24,183.90)
88900000	CAP Move-Settlement	UZ	200000062	8/31/2012	(2,461.34)
88900000	CAP Move-Settlement	UZ	200000103	8/31/2012	(78.51)
88900000	CAP Move-Settlement	UZ	200000103	8/31/2012	102.40
88900000	CAP Move-Settlement	UZ	200000103	8/31/2012	77.82
88900000	CAP Move-Settlement	UZ	200000103	8/31/2012	1,368.90
88900000	CAP Move-Settlement	UZ	200000103	8/31/2012	3.61
88900000	CAP Move-Settlement	UZ	200000117	8/31/2012	38.37
88900000	CAP Move-Settlement	UZ	200000118	8/31/2012	78.51
88900000	CAP Move-Settlement	UZ	200000118	8/31/2012	(78.51)
88900000	CAP Move-Settlement	UZ	200000050	8/31/2012	(604.20)
88900000	CAP Move-Settlement	UZ	200000062	8/31/2012	(168.87)
88900000	CAP Move-Settlement	UZ	200000050	8/31/2012	(470.43)
88900000	CAP Move-Settlement	UZ	200000062	8/31/2012	(26.68)
88900000	CAP Move-Settlement	UZ	200000062	8/31/2012	(3.99)
88900000	CAP Move-Settlement	UZ	200000050	8/31/2012	(3,895.50)
88900000	CAP Move-Settlement	UZ	200000050	8/31/2012	(1,944.04)
88900000	CAP Move-Settlement	UZ	200000062	8/31/2012	(711.00)
88900000	CAP Move-Settlement	UZ	200000062	8/31/2012	(106.24)
88900000	CAP Move-Settlement	UZ	200000103	8/31/2012	116.33
88900000	CAP Move-Settlement	UZ	200000103	8/31/2012	(89.19)
88900000	CAP Move-Settlement	UZ	200000103	8/31/2012	4.10
88900000	CAP Move-Settlement	UZ	200000103	8/31/2012	88.40
88900000	CAP Move-Settlement	UZ	200000103	8/31/2012	174.76
88900000	CAP Move-Settlement	UZ	200000105	8/31/2012	(633.76)
88900000	CAP Move-Settlement	UZ	200000107	8/31/2012	(85,000.00)
88900000	CAP Move-Settlement	UZ	200000117	8/31/2012	157.45
88900000	CAP Move-Settlement	UZ	200000118	8/31/2012	(89.19)
88900000	CAP Move-Settlement	UZ	200000118	8/31/2012	89.19
88900000	CAP Move-Settlement	UZ	200000050	8/31/2012	(715.50)
88900000	CAP Move-Settlement	UZ	200000062	8/31/2012	(50.76)
88900000	CAP Move-Settlement	UZ	200000062	8/31/2012	(7.59)
88900000	CAP Move-Settlement	UZ	200000107	8/31/2012	(5,000.00)
88900000	CAP Move-Settlement	UZ	200000062	8/31/2012	(216.35)
88900000	CAP Move-Settlement	UZ	200000062	8/31/2012	(32.33)
88900000	CAP Move-Settlement	UZ	200000103	8/31/2012	107.29
88900000	CAP Move-Settlement	UZ	200000103	8/31/2012	3.78
88900000	CAP Move-Settlement	UZ	200000103	8/31/2012	81.53
88900000	CAP Move-Settlement	UZ	200000103	8/31/2012	(82.26)
88900000	CAP Move-Settlement	UZ	200000118	8/31/2012	(82.26)
88900000	CAP Move-Settlement	UZ	200000118	8/31/2012	82.26
88900000	CAP Move-Settlement	UZ	200000107	8/31/2012	(50,000.00)
88900000	CAP Move-Settlement	UZ	200000107	8/31/2012	(62,000.00)
88900000	CAP Move-Settlement	UZ	200000050	8/31/2012	(85,515.50)
88900000	CAP Move-Settlement	UZ	200000062	8/31/2012	(847.62)
88900000	CAP Move-Settlement	UZ	200000062	8/31/2012	(5,672.53)
88900000	CAP Move-Settlement	UZ	200000103	8/31/2012	2,435.52
88900000	CAP Move-Settlement	UZ	200000103	8/31/2012	453.89
88900000	CAP Move-Settlement	UZ	200000103	8/31/2012	(348.02)
88900000	CAP Move-Settlement	UZ	200000103	8/31/2012	16.00
88900000	CAP Move-Settlement	UZ	200000103	8/31/2012	344.92
88900000	CAP Move-Settlement	UZ	200000105	8/31/2012	(81,662.40)
88900000	CAP Move-Settlement	UZ	200000117	8/31/2012	505.77
88900000	CAP Move-Settlement	UZ	200000118	8/31/2012	(348.02)
88900000	CAP Move-Settlement	UZ	200000118	8/31/2012	348.02
88900000	CAP Move-Settlement	UZ	200000062	8/31/2012	(365.06)
88900000	CAP Move-Settlement	UZ	200000062	8/31/2012	(54.55)
88900000	CAP Move-Settlement	UZ	200000062	8/31/2012	(179.61)
88900000	CAP Move-Settlement	UZ	200000062	8/31/2012	(26.84)
88900000	CAP Move-Settlement	UZ	200000103	8/31/2012	53.43



Kentucky American Water Company  
Case No. 2012-00520  
Response to PSC DR1, Item 31

Account	Description	Doc Type	Document Number	Posting Date	Amount
88900000	CAP Move-Settlement	UZ	2000000103	8/31/2012	70.31
88900000	CAP Move-Settlement	UZ	2000000103	8/31/2012	(53.91)
88900000	CAP Move-Settlement	UZ	2000000103	8/31/2012	2.48
88900000	CAP Move-Settlement	UZ	2000000117	8/31/2012	35.73
88900000	CAP Move-Settlement	UZ	2000000118	8/31/2012	53.91
88900000	CAP Move-Settlement	UZ	2000000118	8/31/2012	(53.91)
88900000	CAP Move-Settlement	UZ	2000000062	8/31/2012	(49.21)
88900000	CAP Move-Settlement	UZ	2000000062	8/31/2012	(7.36)
88900000	CAP Move-Settlement	UZ	2000000103	8/31/2012	26.28
88900000	CAP Move-Settlement	UZ	2000000103	8/31/2012	0.93
88900000	CAP Move-Settlement	UZ	2000000103	8/31/2012	(20.15)
88900000	CAP Move-Settlement	UZ	2000000103	8/31/2012	19.97
88900000	CAP Move-Settlement	UZ	2000000118	8/31/2012	(20.15)
88900000	CAP Move-Settlement	UZ	2000000118	8/31/2012	20.15
88900000	CAP Move-Settlement	UZ	2000000093	8/31/2012	1.01
88900000	CAP Move-Settlement	UZ	2000000093	8/31/2012	1.32
88900000	CAP Move-Settlement	UZ	2000000092	8/31/2012	(0.30)
88900000	CAP Move-Settlement	UZ	2000000093	8/31/2012	(0.38)
88900000	CAP Move-Settlement	UZ	2000000052	8/31/2012	(81,000.00)
88900000	CAP Move-Settlement	UZ	2000000062	8/31/2012	(250.82)
88900000	CAP Move-Settlement	UZ	2000000062	8/31/2012	(5,281.20)
88900000	CAP Move-Settlement	UZ	2000000103	8/31/2012	4.19
88900000	CAP Move-Settlement	UZ	2000000103	8/31/2012	(91.18)
88900000	CAP Move-Settlement	UZ	2000000103	8/31/2012	90.38
88900000	CAP Move-Settlement	UZ	2000000103	8/31/2012	118.93
88900000	CAP Move-Settlement	UZ	2000000117	8/31/2012	75.24
88900000	CAP Move-Settlement	UZ	2000000118	8/31/2012	91.18
88900000	CAP Move-Settlement	UZ	2000000118	8/31/2012	(91.18)
88900000	CAP Move-Settlement	UZ	2000000050	8/31/2012	(12,250.00)
88900000	CAP Move-Settlement	UZ	2000000062	8/31/2012	(798.70)
88900000	CAP Move-Settlement	UZ	2000000062	8/31/2012	(98.05)
88900000	CAP Move-Settlement	UZ	2000000062	8/31/2012	(150.07)
88900000	CAP Move-Settlement	UZ	2000000092	8/31/2012	(553.98)
88900000	CAP Move-Settlement	UZ	2000000092	8/31/2012	(722.15)
88900000	CAP Move-Settlement	UZ	2000000103	8/31/2012	46.01
88900000	CAP Move-Settlement	UZ	2000000103	8/31/2012	1.62
88900000	CAP Move-Settlement	UZ	2000000103	8/31/2012	(35.28)
88900000	CAP Move-Settlement	UZ	2000000103	8/31/2012	34.96
88900000	CAP Move-Settlement	UZ	2000000117	8/31/2012	81.26
88900000	CAP Move-Settlement	UZ	2000000118	8/31/2012	(35.28)
88900000	CAP Move-Settlement	UZ	2000000118	8/31/2012	35.28
88900000	CAP Move-Settlement	UZ	2000000092	8/31/2012	(43.31)
88900000	CAP Move-Settlement	UZ	2000000093	8/31/2012	(33.22)
88900000	CAP Move-Settlement	UZ	2000000052	8/31/2012	(60,000.00)
88900000	CAP Move-Settlement	UZ	2000000062	8/31/2012	(120.20)
88900000	CAP Move-Settlement	UZ	2000000062	8/31/2012	(3,912.00)
88900000	CAP Move-Settlement	UZ	2000000092	8/31/2012	(203.16)
88900000	CAP Move-Settlement	UZ	2000000093	8/31/2012	(264.84)
88900000	CAP Move-Settlement	UZ	2000000103	8/31/2012	2.07
88900000	CAP Move-Settlement	UZ	2000000103	8/31/2012	(44.95)
88900000	CAP Move-Settlement	UZ	2000000103	8/31/2012	44.55
88900000	CAP Move-Settlement	UZ	2000000103	8/31/2012	58.63
88900000	CAP Move-Settlement	UZ	2000000117	8/31/2012	21.30
88900000	CAP Move-Settlement	UZ	2000000118	8/31/2012	(44.95)
88900000	CAP Move-Settlement	UZ	2000000118	8/31/2012	44.95
88900000	CAP Move-Settlement	UZ	2000000062	8/31/2012	(35.40)
88900000	CAP Move-Settlement	UZ	2000000093	8/31/2012	(1.41)
88900000	CAP Move-Settlement	UZ	2000000093	8/31/2012	(1.08)
88900000	CAP Move-Settlement	UZ	2000000103	8/31/2012	16.53
88900000	CAP Move-Settlement	UZ	2000000103	8/31/2012	0.58
88900000	CAP Move-Settlement	UZ	2000000103	8/31/2012	(12.67)
88900000	CAP Move-Settlement	UZ	2000000103	8/31/2012	12.56
88900000	CAP Move-Settlement	UZ	2000000118	8/31/2012	12.67
88900000	CAP Move-Settlement	UZ	2000000118	8/31/2012	(12.67)
88900000	CAP Move-Settlement	UZ	2000000062	8/31/2012	(94.49)
88900000	CAP Move-Settlement	UZ	2000000105	8/31/2012	(20,000.00)
88900000	CAP Move-Settlement	UZ	2000000062	8/31/2012	(103.50)
88900000	CAP Move-Settlement	UZ	2000000105	8/31/2012	(20,000.00)
88900000	CAP Move-Settlement	UZ	2000000060	8/31/2012	(5,575.00)
88900000	CAP Move-Settlement	UZ	2000000060	8/31/2012	11,150.00
88900000	CAP Move-Settlement	UZ	2000000062	8/31/2012	363.49
88900000	CAP Move-Settlement	UZ	2000000060	8/31/2012	5,400.00
88900000	CAP Move-Settlement	UZ	2000000062	8/31/2012	352.08
88900000	CAP Move-Settlement	UZ	2000000105	8/31/2012	(30,000.00)
88900000	CAP Move-Settlement	UZ	2000000050	8/31/2012	(39,637.00)
88900000	CAP Move-Settlement	UZ	2000000062	8/31/2012	(2,584.33)
88900000	CAP Move-Settlement	UZ	2000000093	8/31/2012	(59.64)

Kentucky American Water Company  
Case No. 2012-00520  
Response to PSC DR1, Item 31

Account	Description	Doc Type	Document Number	Posting Date	Amount
88900000	CAP Move-Settlement	UZ	200000093	8/31/2012	(77.75)
88900000	CAP Move-Settlement	UZ	200000050	8/31/2012	(21,624.00)
88900000	CAP Move-Settlement	UZ	200000062	8/31/2012	(1,409.88)
88900000	CAP Move-Settlement	UZ	200000093	8/31/2012	(42.04)
88900000	CAP Move-Settlement	UZ	200000093	8/31/2012	(32.25)
88900000	CAP Move-Settlement	UZ	200000107	8/31/2012	(20,000.00)
88900000	CAP Move-Settlement	UZ	200000092	8/31/2012	(5.16)
88900000	CAP Move-Settlement	UZ	200000093	8/31/2012	(3.96)
88900000	CAP Move-Settlement	UZ	200000062	8/31/2012	(254.54)
88900000	CAP Move-Settlement	UZ	200000062	8/31/2012	(658.80)
88900000	CAP Move-Settlement	UZ	200000093	8/31/2012	(1,037.29)
88900000	CAP Move-Settlement	UZ	200000093	8/31/2012	(795.73)
88900000	CAP Move-Settlement	UZ	200000107	8/31/2012	(100,000.00)
88900000	CAP Move-Settlement	UZ	200000093	8/31/2012	(11.55)
88900000	CAP Move-Settlement	UZ	200000093	8/31/2012	(8.86)
88900000	CAP Move-Settlement	UZ	200000092	8/31/2012	(152.98)
88900000	CAP Move-Settlement	UZ	200000093	8/31/2012	(199.42)
88900000	CAP Move-Settlement	UZ	200000107	8/31/2012	(9,500.07)
88900000	CAP Move-Settlement	UZ	200000093	8/31/2012	(9.49)
88900000	CAP Move-Settlement	UZ	200000093	8/31/2012	(7.28)
88900000	CAP Move-Settlement	UZ	200000107	8/31/2012	(9,483.30)
88900000	CAP Move-Settlement	UZ	200000107	8/31/2012	(9,500.07)
88900000	CAP Move-Settlement	UZ	200000062	8/31/2012	(14.73)
88900000	CAP Move-Settlement	UZ	200000062	8/31/2012	(4.16)
88900000	CAP Move-Settlement	UZ	200000103	8/31/2012	0.31
88900000	CAP Move-Settlement	UZ	200000103	8/31/2012	8.81
88900000	CAP Move-Settlement	UZ	200000103	8/31/2012	(6.75)
88900000	CAP Move-Settlement	UZ	200000103	8/31/2012	6.69
88900000	CAP Move-Settlement	UZ	200000117	8/31/2012	34.50
88900000	CAP Move-Settlement	UZ	200000118	8/31/2012	6.75
88900000	CAP Move-Settlement	UZ	200000118	8/31/2012	(6.75)
88900000	CAP Move-Settlement	UZ	200000050	8/31/2012	(101.39)
88900000	CAP Move-Settlement	UZ	200000050	8/31/2012	(23.70)
88900000	CAP Move-Settlement	UZ	200000062	8/31/2012	(227.48)
88900000	CAP Move-Settlement	UZ	200000103	8/31/2012	2.34
88900000	CAP Move-Settlement	UZ	200000103	8/31/2012	(50.83)
88900000	CAP Move-Settlement	UZ	200000103	8/31/2012	66.29
88900000	CAP Move-Settlement	UZ	200000103	8/31/2012	50.38
88900000	CAP Move-Settlement	UZ	200000117	8/31/2012	133.41
88900000	CAP Move-Settlement	UZ	200000118	8/31/2012	(50.83)
88900000	CAP Move-Settlement	UZ	200000118	8/31/2012	50.83
88900000	CAP Move-Settlement	UZ	200000050	8/31/2012	(135.09)
88900000	CAP Move-Settlement	UZ	200000050	8/31/2012	(13.91)
88900000	CAP Move-Settlement	UZ	200000062	8/31/2012	(155.04)
88900000	CAP Move-Settlement	UZ	200000103	8/31/2012	6.60
88900000	CAP Move-Settlement	UZ	200000103	8/31/2012	0.23
88900000	CAP Move-Settlement	UZ	200000103	8/31/2012	5.02
88900000	CAP Move-Settlement	UZ	200000103	8/31/2012	(5.07)
88900000	CAP Move-Settlement	UZ	200000117	8/31/2012	8.62
88900000	CAP Move-Settlement	UZ	200000118	8/31/2012	5.07
88900000	CAP Move-Settlement	UZ	200000118	8/31/2012	(5.07)
88900000	CAP Move-Settlement	UZ	200000062	8/31/2012	(388.23)
88900000	CAP Move-Settlement	UZ	200000103	8/31/2012	139.94
88900000	CAP Move-Settlement	UZ	200000103	8/31/2012	184.15
88900000	CAP Move-Settlement	UZ	200000103	8/31/2012	(141.20)
88900000	CAP Move-Settlement	UZ	200000103	8/31/2012	6.49
88900000	CAP Move-Settlement	UZ	200000117	8/31/2012	300.66
88900000	CAP Move-Settlement	UZ	200000118	8/31/2012	141.20
88900000	CAP Move-Settlement	UZ	200000118	8/31/2012	(141.20)
88900000	CAP Move-Settlement	UZ	200000062	8/31/2012	(29.05)
88900000	CAP Move-Settlement	UZ	200000092	8/31/2012	(0.66)
88900000	CAP Move-Settlement	UZ	200000093	8/31/2012	(0.87)
88900000	CAP Move-Settlement	UZ	200000092	8/31/2012	(74.80)
88900000	CAP Move-Settlement	UZ	200000093	8/31/2012	(97.51)
88900000	CAP Move-Settlement	UZ	200000069	8/31/2012	(42.81)
88900000	CAP Move-Settlement	UZ	200000069	8/31/2012	(355.67)
88900000	CAP Move-Settlement	UZ	200000069	8/31/2012	(6.78)
88900000	CAP Move-Settlement	UZ	200000069	8/31/2012	(550.23)
88900000	CAP Move-Settlement	UZ	200000069	8/31/2012	(18,714.47)
88900000	CAP Move-Settlement	UZ	200000070	8/31/2012	(18.04)
88900000	CAP Move-Settlement	UZ	200000077	8/31/2012	(18.91)
88900000	CAP Move-Settlement	UZ	200000077	8/31/2012	(27.80)
88900000	CAP Move-Settlement	UZ	200000078	8/31/2012	(11.50)
88900000	CAP Move-Settlement	UZ	200000078	8/31/2012	(2.77)
88900000	CAP Move-Settlement	UZ	200000078	8/31/2012	(28.68)
88900000	CAP Move-Settlement	UZ	200000078	8/31/2012	(61.89)
88900000	CAP Move-Settlement	UZ	200000078	8/31/2012	(3.20)

Kentucky American Water Company  
Case No. 2012-00520  
Response to PSC DR1, Item 31

Account	Description	Doc Type	Document Number	Posting Date	Amount
88900000	CAP Move-Settlement	UZ	200000078	8/31/2012	(3.57)
88900000	CAP Move-Settlement	UZ	200000080	8/31/2012	(0.73)
88900000	CAP Move-Settlement	UZ	200000080	8/31/2012	(3.63)
88900000	CAP Move-Settlement	UZ	200000080	8/31/2012	(12.02)
88900000	CAP Move-Settlement	UZ	200000092	8/31/2012	(986.47)
88900000	CAP Move-Settlement	UZ	200000092	8/31/2012	(756.75)
88900000	CAP Move-Settlement	UZ	200000069	8/31/2012	(2.13)
88900000	CAP Move-Settlement	UZ	200000069	8/31/2012	(118.17)
88900000	CAP Move-Settlement	UZ	200000069	8/31/2012	(4.52)
88900000	CAP Move-Settlement	UZ	200000069	8/31/2012	(16,283.82)
88900000	CAP Move-Settlement	UZ	200000070	8/31/2012	(2.91)
88900000	CAP Move-Settlement	UZ	200000070	8/31/2012	(98.40)
88900000	CAP Move-Settlement	UZ	200000070	8/31/2012	(11.56)
88900000	CAP Move-Settlement	UZ	200000077	8/31/2012	(20.62)
88900000	CAP Move-Settlement	UZ	200000077	8/31/2012	(0.92)
88900000	CAP Move-Settlement	UZ	200000078	8/31/2012	(0.25)
88900000	CAP Move-Settlement	UZ	200000078	8/31/2012	(6.30)
88900000	CAP Move-Settlement	UZ	200000078	8/31/2012	(9.56)
88900000	CAP Move-Settlement	UZ	200000078	8/31/2012	(1.06)
88900000	CAP Move-Settlement	UZ	200000078	8/31/2012	(9.26)
88900000	CAP Move-Settlement	UZ	200000078	8/31/2012	(1.19)
88900000	CAP Move-Settlement	UZ	200000080	8/31/2012	(4.01)
88900000	CAP Move-Settlement	UZ	200000080	8/31/2012	(1.21)
88900000	CAP Move-Settlement	UZ	200000080	8/31/2012	(3.83)
88900000	CAP Move-Settlement	UZ	200000092	8/31/2012	(741.03)
88900000	CAP Move-Settlement	UZ	200000092	8/31/2012	(965.98)
88900000	CAP Move-Settlement	UZ	200000069	8/31/2012	(4.43)
88900000	CAP Move-Settlement	UZ	200000070	8/31/2012	(4.49)
88900000	CAP Move-Settlement	UZ	200000070	8/31/2012	(58.50)
88900000	CAP Move-Settlement	UZ	200000092	8/31/2012	(2.33)
88900000	CAP Move-Settlement	UZ	200000093	8/31/2012	(1.79)
88900000	CAP Move-Settlement	UZ	200000069	8/31/2012	(4.47)
88900000	CAP Move-Settlement	UZ	200000070	8/31/2012	(217.44)
88900000	CAP Move-Settlement	UZ	200000070	8/31/2012	(4.43)
88900000	CAP Move-Settlement	UZ	200000092	8/31/2012	(5.22)
88900000	CAP Move-Settlement	UZ	200000093	8/31/2012	(6.81)
88900000	CAP Move-Settlement	UZ	200000070	8/31/2012	(2.31)
88900000	CAP Move-Settlement	UZ	200000093	8/31/2012	(7.69)
88900000	CAP Move-Settlement	UZ	200000093	8/31/2012	(10.02)
88900000	CAP Move-Settlement	UZ	200000092	8/31/2012	(29.97)
88900000	CAP Move-Settlement	UZ	200000093	8/31/2012	(39.07)
88900000	CAP Move-Settlement	UZ	200000093	8/31/2012	(29.98)
88900000	CAP Move-Settlement	UZ	200000093	8/31/2012	(39.07)
88900000	CAP Move-Settlement	UZ	200000092	8/31/2012	(39.07)
88900000	CAP Move-Settlement	UZ	200000092	8/31/2012	(29.97)
88900000	CAP Move-Settlement	UZ	200000092	8/31/2012	(8.53)
88900000	CAP Move-Settlement	UZ	200000093	8/31/2012	(11.12)
88900000	CAP Move-Settlement	UZ	200000092	8/31/2012	(11.12)
88900000	CAP Move-Settlement	UZ	200000093	8/31/2012	(8.53)
88900000	CAP Move-Settlement	UZ	200000093	8/31/2012	(8.53)
88900000	CAP Move-Settlement	UZ	200000093	8/31/2012	(11.12)
88900000	CAP Move-Settlement	UZ	200000069	8/31/2012	(314.38)
88900000	CAP Move-Settlement	UZ	200000069	8/31/2012	(97.93)
88900000	CAP Move-Settlement	UZ	200000069	8/31/2012	(55.53)
88900000	CAP Move-Settlement	UZ	200000069	8/31/2012	(10.61)
88900000	CAP Move-Settlement	UZ	200000069	8/31/2012	(2,077.30)
88900000	CAP Move-Settlement	UZ	200000070	8/31/2012	(232.06)
88900000	CAP Move-Settlement	UZ	200000070	8/31/2012	(23.93)
88900000	CAP Move-Settlement	UZ	200000077	8/31/2012	(2.15)
88900000	CAP Move-Settlement	UZ	200000077	8/31/2012	(7.67)
88900000	CAP Move-Settlement	UZ	200000077	8/31/2012	(19.11)
88900000	CAP Move-Settlement	UZ	200000078	8/31/2012	(41.26)
88900000	CAP Move-Settlement	UZ	200000078	8/31/2012	(18.55)
88900000	CAP Move-Settlement	UZ	200000078	8/31/2012	(2.38)
88900000	CAP Move-Settlement	UZ	200000078	8/31/2012	(1.84)
88900000	CAP Move-Settlement	UZ	200000078	8/31/2012	(2.44)
88900000	CAP Move-Settlement	UZ	200000078	8/31/2012	(0.49)
88900000	CAP Move-Settlement	UZ	200000078	8/31/2012	(12.61)
88900000	CAP Move-Settlement	UZ	200000078	8/31/2012	(8.02)
88900000	CAP Move-Settlement	UZ	200000093	8/31/2012	(62.93)
88900000	CAP Move-Settlement	UZ	200000093	8/31/2012	(82.03)
88900000	CAP Move-Settlement	UZ	200000069	8/31/2012	(165.94)
88900000	CAP Move-Settlement	UZ	200000069	8/31/2012	(106.39)
88900000	CAP Move-Settlement	UZ	200000069	8/31/2012	(2.49)
88900000	CAP Move-Settlement	UZ	200000070	8/31/2012	(18.13)
88900000	CAP Move-Settlement	UZ	200000070	8/31/2012	(10.70)
88900000	CAP Move-Settlement	UZ	200000070	8/31/2012	(19,164.06)

Kentucky American Water Company  
Case No. 2012-00520  
Response to PSC DR1, Item 31

Account	Description	Doc Type	Document Number	Posting Date	Amount
88900000	CAP Move-Settlement	UZ	2000000077	8/31/2012	(1.21)
88900000	CAP Move-Settlement	UZ	2000000077	8/31/2012	(3.83)
88900000	CAP Move-Settlement	UZ	2000000077	8/31/2012	(9.26)
88900000	CAP Move-Settlement	UZ	2000000077	8/31/2012	(20.62)
88900000	CAP Move-Settlement	UZ	2000000078	8/31/2012	(0.25)
88900000	CAP Move-Settlement	UZ	2000000078	8/31/2012	(9.56)
88900000	CAP Move-Settlement	UZ	2000000078	8/31/2012	(1.19)
88900000	CAP Move-Settlement	UZ	2000000078	8/31/2012	(4.01)
88900000	CAP Move-Settlement	UZ	2000000078	8/31/2012	(6.30)
88900000	CAP Move-Settlement	UZ	2000000080	8/31/2012	(0.92)
88900000	CAP Move-Settlement	UZ	2000000080	8/31/2012	(1.06)
88900000	CAP Move-Settlement	UZ	2000000093	8/31/2012	(714.62)
88900000	CAP Move-Settlement	UZ	2000000093	8/31/2012	(931.56)
88900000	CAP Move-Settlement	UZ	2000000069	8/31/2012	(14.87)
88900000	CAP Move-Settlement	UZ	2000000069	8/31/2012	(0.20)
88900000	CAP Move-Settlement	UZ	2000000069	8/31/2012	(14.53)
88900000	CAP Move-Settlement	UZ	2000000070	8/31/2012	(24.35)
88900000	CAP Move-Settlement	UZ	2000000070	8/31/2012	(702.24)
88900000	CAP Move-Settlement	UZ	2000000070	8/31/2012	(218.23)
88900000	CAP Move-Settlement	UZ	2000000077	8/31/2012	(2.38)
88900000	CAP Move-Settlement	UZ	2000000077	8/31/2012	(1.84)
88900000	CAP Move-Settlement	UZ	2000000078	8/31/2012	(2.44)
88900000	CAP Move-Settlement	UZ	2000000078	8/31/2012	(2.15)
88900000	CAP Move-Settlement	UZ	2000000078	8/31/2012	(18.55)
88900000	CAP Move-Settlement	UZ	2000000078	8/31/2012	(41.26)
88900000	CAP Move-Settlement	UZ	2000000078	8/31/2012	(19.11)
88900000	CAP Move-Settlement	UZ	2000000078	8/31/2012	(0.49)
88900000	CAP Move-Settlement	UZ	2000000080	8/31/2012	(7.67)
88900000	CAP Move-Settlement	UZ	2000000080	8/31/2012	(8.02)
88900000	CAP Move-Settlement	UZ	2000000080	8/31/2012	(12.61)
88900000	CAP Move-Settlement	UZ	2000000092	8/31/2012	(25.70)
88900000	CAP Move-Settlement	UZ	2000000092	8/31/2012	(33.50)
88900000	CAP Move-Settlement	UZ	2000000069	8/31/2012	(336.41)
88900000	CAP Move-Settlement	UZ	2000000069	8/31/2012	(20.55)
88900000	CAP Move-Settlement	UZ	2000000069	8/31/2012	(9.65)
88900000	CAP Move-Settlement	UZ	2000000070	8/31/2012	(11.86)
88900000	CAP Move-Settlement	UZ	2000000070	8/31/2012	(186.86)
88900000	CAP Move-Settlement	UZ	2000000070	8/31/2012	(91.99)
88900000	CAP Move-Settlement	UZ	2000000070	8/31/2012	(702.24)
88900000	CAP Move-Settlement	UZ	2000000077	8/31/2012	(1.06)
88900000	CAP Move-Settlement	UZ	2000000077	8/31/2012	(0.25)
88900000	CAP Move-Settlement	UZ	2000000077	8/31/2012	(6.30)
88900000	CAP Move-Settlement	UZ	2000000077	8/31/2012	(1.19)
88900000	CAP Move-Settlement	UZ	2000000077	8/31/2012	(9.56)
88900000	CAP Move-Settlement	UZ	2000000077	8/31/2012	(4.01)
88900000	CAP Move-Settlement	UZ	2000000077	8/31/2012	(1.21)
88900000	CAP Move-Settlement	UZ	2000000078	8/31/2012	(0.92)
88900000	CAP Move-Settlement	UZ	2000000078	8/31/2012	(20.62)
88900000	CAP Move-Settlement	UZ	2000000080	8/31/2012	(3.83)
88900000	CAP Move-Settlement	UZ	2000000080	8/31/2012	(9.26)
88900000	CAP Move-Settlement	UZ	2000000093	8/31/2012	(34.21)
88900000	CAP Move-Settlement	UZ	2000000093	8/31/2012	(26.25)
88900000	CAP Move-Settlement	UZ	2000000069	8/31/2012	(338.30)
88900000	CAP Move-Settlement	UZ	2000000069	8/31/2012	(50.23)
88900000	CAP Move-Settlement	UZ	2000000069	8/31/2012	(0.20)
88900000	CAP Move-Settlement	UZ	2000000069	8/31/2012	(24.27)
88900000	CAP Move-Settlement	UZ	2000000070	8/31/2012	(702.24)
88900000	CAP Move-Settlement	UZ	2000000070	8/31/2012	(18.19)
88900000	CAP Move-Settlement	UZ	2000000077	8/31/2012	(3.63)
88900000	CAP Move-Settlement	UZ	2000000077	8/31/2012	(11.50)
88900000	CAP Move-Settlement	UZ	2000000077	8/31/2012	(18.91)
88900000	CAP Move-Settlement	UZ	2000000078	8/31/2012	(12.02)
88900000	CAP Move-Settlement	UZ	2000000078	8/31/2012	(28.68)
88900000	CAP Move-Settlement	UZ	2000000078	8/31/2012	(0.73)
88900000	CAP Move-Settlement	UZ	2000000078	8/31/2012	(2.77)
88900000	CAP Move-Settlement	UZ	2000000078	8/31/2012	(3.20)
88900000	CAP Move-Settlement	UZ	2000000080	8/31/2012	(27.80)
88900000	CAP Move-Settlement	UZ	2000000080	8/31/2012	(61.89)
88900000	CAP Move-Settlement	UZ	2000000080	8/31/2012	(3.57)
88900000	CAP Move-Settlement	UZ	2000000093	8/31/2012	(29.55)
88900000	CAP Move-Settlement	UZ	2000000093	8/31/2012	(22.67)
88900000	CAP Move-Settlement	UZ	2000000069	8/31/2012	(26.01)
88900000	CAP Move-Settlement	UZ	2000000069	8/31/2012	(16.75)
88900000	CAP Move-Settlement	UZ	2000000070	8/31/2012	(28.63)
88900000	CAP Move-Settlement	UZ	2000000070	8/31/2012	(310.68)
88900000	CAP Move-Settlement	UZ	2000000070	8/31/2012	(232.06)
88900000	CAP Move-Settlement	UZ	2000000070	8/31/2012	(63.74)

Kentucky American Water Company  
Case No. 2012-00520  
Response to PSC DR1, Item 31

Account	Description	Doc Type	Document Number	Posting Date	Amount
88900000	CAP Move-Settlement	UZ	2000000070	8/31/2012	(358.53)
88900000	CAP Move-Settlement	UZ	2000000077	8/31/2012	(18.91)
88900000	CAP Move-Settlement	UZ	2000000077	8/31/2012	(11.50)
88900000	CAP Move-Settlement	UZ	2000000077	8/31/2012	(0.73)
88900000	CAP Move-Settlement	UZ	2000000077	8/31/2012	(2.77)
88900000	CAP Move-Settlement	UZ	2000000078	8/31/2012	(3.20)
88900000	CAP Move-Settlement	UZ	2000000078	8/31/2012	(3.63)
88900000	CAP Move-Settlement	UZ	2000000078	8/31/2012	(12.02)
88900000	CAP Move-Settlement	UZ	2000000078	8/31/2012	(28.68)
88900000	CAP Move-Settlement	UZ	2000000078	8/31/2012	(3.57)
88900000	CAP Move-Settlement	UZ	2000000078	8/31/2012	(27.80)
88900000	CAP Move-Settlement	UZ	2000000080	8/31/2012	(61.89)
88900000	CAP Move-Settlement	UZ	2000000092	8/31/2012	(71.03)
88900000	CAP Move-Settlement	UZ	2000000093	8/31/2012	(92.60)
88900000	CAP Move-Settlement	UZ	2000000069	8/31/2012	(232.06)
88900000	CAP Move-Settlement	UZ	2000000069	8/31/2012	(1,535.22)
88900000	CAP Move-Settlement	UZ	2000000069	8/31/2012	(30.86)
88900000	CAP Move-Settlement	UZ	2000000069	8/31/2012	(411.65)
88900000	CAP Move-Settlement	UZ	2000000069	8/31/2012	(31.20)
88900000	CAP Move-Settlement	UZ	2000000070	8/31/2012	(28.63)
88900000	CAP Move-Settlement	UZ	2000000070	8/31/2012	(36.70)
88900000	CAP Move-Settlement	UZ	2000000077	8/31/2012	(11.50)
88900000	CAP Move-Settlement	UZ	2000000077	8/31/2012	(27.80)
88900000	CAP Move-Settlement	UZ	2000000077	8/31/2012	(3.57)
88900000	CAP Move-Settlement	UZ	2000000077	8/31/2012	(18.91)
88900000	CAP Move-Settlement	UZ	2000000077	8/31/2012	(2.77)
88900000	CAP Move-Settlement	UZ	2000000077	8/31/2012	(3.20)
88900000	CAP Move-Settlement	UZ	2000000077	8/31/2012	(61.89)
88900000	CAP Move-Settlement	UZ	2000000078	8/31/2012	(3.63)
88900000	CAP Move-Settlement	UZ	2000000078	8/31/2012	(28.68)
88900000	CAP Move-Settlement	UZ	2000000078	8/31/2012	(0.73)
88900000	CAP Move-Settlement	UZ	2000000080	8/31/2012	(12.02)
88900000	CAP Move-Settlement	UZ	2000000092	8/31/2012	(69.55)
88900000	CAP Move-Settlement	UZ	2000000092	8/31/2012	(90.67)
88900000	CAP Move-Settlement	UZ	2000000069	8/31/2012	(49.22)
88900000	CAP Move-Settlement	UZ	2000000069	8/31/2012	(1,100.96)
88900000	CAP Move-Settlement	UZ	2000000069	8/31/2012	(87.03)
88900000	CAP Move-Settlement	UZ	2000000069	8/31/2012	(128.87)
88900000	CAP Move-Settlement	UZ	2000000069	8/31/2012	(1,904.21)
88900000	CAP Move-Settlement	UZ	2000000070	8/31/2012	(61.65)
88900000	CAP Move-Settlement	UZ	2000000077	8/31/2012	(9.59)
88900000	CAP Move-Settlement	UZ	2000000077	8/31/2012	(10.93)
88900000	CAP Move-Settlement	UZ	2000000077	8/31/2012	(10.70)
88900000	CAP Move-Settlement	UZ	2000000077	8/31/2012	(2.18)
88900000	CAP Move-Settlement	UZ	2000000077	8/31/2012	(83.47)
88900000	CAP Move-Settlement	UZ	2000000078	8/31/2012	(34.51)
88900000	CAP Move-Settlement	UZ	2000000078	8/31/2012	(86.02)
88900000	CAP Move-Settlement	UZ	2000000078	8/31/2012	(56.73)
88900000	CAP Move-Settlement	UZ	2000000078	8/31/2012	(36.07)
88900000	CAP Move-Settlement	UZ	2000000078	8/31/2012	(185.66)
88900000	CAP Move-Settlement	UZ	2000000080	8/31/2012	(8.30)
88900000	CAP Move-Settlement	UZ	2000000092	8/31/2012	(112.74)
88900000	CAP Move-Settlement	UZ	2000000092	8/31/2012	(146.97)
88900000	CAP Move-Settlement	UZ	2000000069	8/31/2012	(1,653.11)
88900000	CAP Move-Settlement	UZ	2000000069	8/31/2012	(117.78)
88900000	CAP Move-Settlement	UZ	2000000069	8/31/2012	(212.93)
88900000	CAP Move-Settlement	UZ	2000000070	8/31/2012	(1,518.92)
88900000	CAP Move-Settlement	UZ	2000000070	8/31/2012	(42.40)
88900000	CAP Move-Settlement	UZ	2000000070	8/31/2012	(111.38)
88900000	CAP Move-Settlement	UZ	2000000077	8/31/2012	(14.58)
88900000	CAP Move-Settlement	UZ	2000000077	8/31/2012	(247.56)
88900000	CAP Move-Settlement	UZ	2000000077	8/31/2012	(12.78)
88900000	CAP Move-Settlement	UZ	2000000078	8/31/2012	(2.91)
88900000	CAP Move-Settlement	UZ	2000000078	8/31/2012	(75.64)
88900000	CAP Move-Settlement	UZ	2000000078	8/31/2012	(114.69)
88900000	CAP Move-Settlement	UZ	2000000078	8/31/2012	(48.09)
88900000	CAP Move-Settlement	UZ	2000000078	8/31/2012	(14.25)
88900000	CAP Move-Settlement	UZ	2000000080	8/31/2012	(111.32)
88900000	CAP Move-Settlement	UZ	2000000080	8/31/2012	(46.01)
88900000	CAP Move-Settlement	UZ	2000000080	8/31/2012	(11.07)
88900000	CAP Move-Settlement	UZ	2000000092	8/31/2012	(206.22)
88900000	CAP Move-Settlement	UZ	2000000093	8/31/2012	(158.19)
88900000	CAP Move-Settlement	UZ	2000000092	8/31/2012	(103.04)
88900000	CAP Move-Settlement	UZ	2000000093	8/31/2012	(79.05)
88900000	CAP Move-Settlement	UZ	2000000092	8/31/2012	(100.84)
88900000	CAP Move-Settlement	UZ	2000000093	8/31/2012	(131.45)
88900000	CAP Move-Settlement	UZ	2000000093	8/31/2012	(22.18)

Kentucky American Water Company  
Case No. 2012-00520  
Response to PSC DR1, Item 31

Account	Description	Doc Type	Document Number	Posting Date	Amount
88900000	CAP Move-Settlement	UZ	200000093	8/31/2012	(17.02)
88900000	CAP Move-Settlement	UZ	200000069	8/31/2012	(21.44)
88900000	CAP Move-Settlement	UZ	200000069	8/31/2012	(351.54)
88900000	CAP Move-Settlement	UZ	200000069	8/31/2012	(0.20)
88900000	CAP Move-Settlement	UZ	200000069	8/31/2012	(34.03)
88900000	CAP Move-Settlement	UZ	200000069	8/31/2012	(16.40)
88900000	CAP Move-Settlement	UZ	200000070	8/31/2012	(702.24)
88900000	CAP Move-Settlement	UZ	200000077	8/31/2012	(0.73)
88900000	CAP Move-Settlement	UZ	200000077	8/31/2012	(27.80)
88900000	CAP Move-Settlement	UZ	200000078	8/31/2012	(18.91)
88900000	CAP Move-Settlement	UZ	200000078	8/31/2012	(3.63)
88900000	CAP Move-Settlement	UZ	200000078	8/31/2012	(12.02)
88900000	CAP Move-Settlement	UZ	200000078	8/31/2012	(61.89)
88900000	CAP Move-Settlement	UZ	200000078	8/31/2012	(2.77)
88900000	CAP Move-Settlement	UZ	200000078	8/31/2012	(28.68)
88900000	CAP Move-Settlement	UZ	200000080	8/31/2012	(3.20)
88900000	CAP Move-Settlement	UZ	200000080	8/31/2012	(3.57)
88900000	CAP Move-Settlement	UZ	200000080	8/31/2012	(11.50)
88900000	CAP Move-Settlement	UZ	200000092	8/31/2012	(52.88)
88900000	CAP Move-Settlement	UZ	200000093	8/31/2012	(68.94)
88900000	CAP Move-Settlement	UZ	200000092	8/31/2012	(3.88)
88900000	CAP Move-Settlement	UZ	200000093	8/31/2012	(5.06)
88900000	CAP Move-Settlement	UZ	200000092	8/31/2012	(44.47)
88900000	CAP Move-Settlement	UZ	200000092	8/31/2012	(34.11)
88900000	CAP Move-Settlement	UZ	200000069	8/31/2012	(23.98)
88900000	CAP Move-Settlement	UZ	200000069	8/31/2012	(122.42)
88900000	CAP Move-Settlement	UZ	200000069	8/31/2012	(6.44)
88900000	CAP Move-Settlement	UZ	200000070	8/31/2012	(102.63)
88900000	CAP Move-Settlement	UZ	200000070	8/31/2012	(8.34)
88900000	CAP Move-Settlement	UZ	200000070	8/31/2012	(99,691.72)
88900000	CAP Move-Settlement	UZ	200000077	8/31/2012	(1.21)
88900000	CAP Move-Settlement	UZ	200000077	8/31/2012	(20.62)
88900000	CAP Move-Settlement	UZ	200000077	8/31/2012	(4.01)
88900000	CAP Move-Settlement	UZ	200000078	8/31/2012	(1.19)
88900000	CAP Move-Settlement	UZ	200000078	8/31/2012	(9.56)
88900000	CAP Move-Settlement	UZ	200000078	8/31/2012	(6.30)
88900000	CAP Move-Settlement	UZ	200000079	8/31/2012	(3.83)
88900000	CAP Move-Settlement	UZ	200000080	8/31/2012	(0.25)
88900000	CAP Move-Settlement	UZ	200000080	8/31/2012	(9.26)
88900000	CAP Move-Settlement	UZ	200000080	8/31/2012	(1.06)
88900000	CAP Move-Settlement	UZ	200000080	8/31/2012	(0.92)
88900000	CAP Move-Settlement	UZ	200000093	8/31/2012	(2,434.12)
88900000	CAP Move-Settlement	UZ	200000093	8/31/2012	(1,867.27)
88900000	CAP Move-Settlement	UZ	200000069	8/31/2012	(188.01)
88900000	CAP Move-Settlement	UZ	200000070	8/31/2012	(1.16)
88900000	CAP Move-Settlement	UZ	200000070	8/31/2012	(103,009.41)
88900000	CAP Move-Settlement	UZ	200000070	8/31/2012	(6.28)
88900000	CAP Move-Settlement	UZ	200000070	8/31/2012	(46.64)
88900000	CAP Move-Settlement	UZ	200000070	8/31/2012	(3.50)
88900000	CAP Move-Settlement	UZ	200000092	8/31/2012	(2,321.32)
88900000	CAP Move-Settlement	UZ	200000092	8/31/2012	(3,026.00)
88900000	CAP Move-Settlement	UZ	200000069	8/31/2012	(181.86)
88900000	CAP Move-Settlement	UZ	200000092	8/31/2012	(16.92)
88900000	CAP Move-Settlement	UZ	200000093	8/31/2012	(22.06)
88900000	CAP Move-Settlement	UZ	200000069	8/31/2012	(6.67)
88900000	CAP Move-Settlement	UZ	200000069	8/31/2012	(702.24)
88900000	CAP Move-Settlement	UZ	200000069	8/31/2012	(52.47)
88900000	CAP Move-Settlement	UZ	200000070	8/31/2012	(747.12)
88900000	CAP Move-Settlement	UZ	200000070	8/31/2012	(39.37)
88900000	CAP Move-Settlement	UZ	200000070	8/31/2012	(152.36)
88900000	CAP Move-Settlement	UZ	200000077	8/31/2012	(31.52)
88900000	CAP Move-Settlement	UZ	200000077	8/31/2012	(19.17)
88900000	CAP Move-Settlement	UZ	200000077	8/31/2012	(2.73)
88900000	CAP Move-Settlement	UZ	200000077	8/31/2012	(6.66)
88900000	CAP Move-Settlement	UZ	200000077	8/31/2012	0.17
88900000	CAP Move-Settlement	UZ	200000077	8/31/2012	(109.11)
88900000	CAP Move-Settlement	UZ	200000078	8/31/2012	(6.75)
88900000	CAP Move-Settlement	UZ	200000078	8/31/2012	(64.56)
88900000	CAP Move-Settlement	UZ	200000078	8/31/2012	(26.32)
88900000	CAP Move-Settlement	UZ	200000078	8/31/2012	(6.65)
88900000	CAP Move-Settlement	UZ	200000078	8/31/2012	(102.69)
88900000	CAP Move-Settlement	UZ	200000078	8/31/2012	(24.35)
88900000	CAP Move-Settlement	UZ	200000080	8/31/2012	0.01
88900000	CAP Move-Settlement	UZ	200000093	8/31/2012	(77.18)
88900000	CAP Move-Settlement	UZ	200000093	8/31/2012	(59.20)
88900000	CAP Move-Settlement	UZ	200000092	8/31/2012	(5.19)
88900000	CAP Move-Settlement	UZ	200000093	8/31/2012	(6.77)

Kentucky American Water Company  
Case No. 2012-00520  
Response to PSC DR1, Item 31

Account	Description	Doc Type	Document Number	Posting Date	Amount
88900000	CAP Move-Settlement	UZ	200000092	8/31/2012	(5.21)
88900000	CAP Move-Settlement	UZ	200000093	8/31/2012	(3.99)
88900000	CAP Move-Settlement	UZ	200000092	8/31/2012	(7.39)
88900000	CAP Move-Settlement	UZ	200000093	8/31/2012	(9.64)
88900000	CAP Move-Settlement	UZ	200000092	8/31/2012	(155.66)
88900000	CAP Move-Settlement	UZ	200000093	8/31/2012	(119.41)
88900000	CAP Move-Settlement	UZ	200000092	8/31/2012	(187.89)
88900000	CAP Move-Settlement	UZ	200000093	8/31/2012	(144.14)
88900000	CAP Move-Settlement	UZ	200000092	8/31/2012	(237.53)
88900000	CAP Move-Settlement	UZ	200000093	8/31/2012	(182.22)
88900000	CAP Move-Settlement	UZ	200000093	8/31/2012	(631.02)
88900000	CAP Move-Settlement	UZ	200000093	8/31/2012	(484.07)
88900000	CAP Move-Settlement	UZ	200000092	8/31/2012	(12.59)
88900000	CAP Move-Settlement	UZ	200000093	8/31/2012	(9.66)
88900000	CAP Move-Settlement	UZ	200000092	8/31/2012	(7.21)
88900000	CAP Move-Settlement	UZ	200000093	8/31/2012	(9.40)
88900000	CAP Move-Settlement	UZ	200000092	8/31/2012	(15.18)
88900000	CAP Move-Settlement	UZ	200000093	8/31/2012	(19.79)
88900000	CAP Move-Settlement	UZ	200000092	8/31/2012	(1,221.21)
88900000	CAP Move-Settlement	UZ	200000092	8/31/2012	(1,591.94)
88900000	CAP Move-Settlement	UZ	200000069	8/31/2012	(0.26)
88900000	CAP Move-Settlement	UZ	200000069	8/31/2012	(0.21)
88900000	CAP Move-Settlement	UZ	200000070	8/31/2012	(0.45)
88900000	CAP Move-Settlement	UZ	200000070	8/31/2012	(2.88)
88900000	CAP Move-Settlement	UZ	200000092	8/31/2012	(260.42)
88900000	CAP Move-Settlement	UZ	200000092	8/31/2012	(199.77)
88900000	CAP Move-Settlement	UZ	200000069	8/31/2012	(176.23)
88900000	CAP Move-Settlement	UZ	200000069	8/31/2012	(4.41)
88900000	CAP Move-Settlement	UZ	200000070	8/31/2012	(14.17)
88900000	CAP Move-Settlement	UZ	200000070	8/31/2012	(13.07)
88900000	CAP Move-Settlement	UZ	200000077	8/31/2012	(20.62)
88900000	CAP Move-Settlement	UZ	200000077	8/31/2012	(0.25)
88900000	CAP Move-Settlement	UZ	200000077	8/31/2012	(3.83)
88900000	CAP Move-Settlement	UZ	200000078	8/31/2012	(1.06)
88900000	CAP Move-Settlement	UZ	200000078	8/31/2012	(9.56)
88900000	CAP Move-Settlement	UZ	200000078	8/31/2012	(6.30)
88900000	CAP Move-Settlement	UZ	200000078	8/31/2012	(4.01)
88900000	CAP Move-Settlement	UZ	200000078	8/31/2012	(1.19)
88900000	CAP Move-Settlement	UZ	200000078	8/31/2012	(1.21)
88900000	CAP Move-Settlement	UZ	200000078	8/31/2012	(0.92)
88900000	CAP Move-Settlement	UZ	200000080	8/31/2012	(9.26)
88900000	CAP Move-Settlement	UZ	200000093	8/31/2012	(2.52)
88900000	CAP Move-Settlement	UZ	200000093	8/31/2012	(3.29)
88900000	CAP Move-Settlement	UZ	200000069	8/31/2012	(1,480.49)
88900000	CAP Move-Settlement	UZ	200000070	8/31/2012	(420.57)
88900000	CAP Move-Settlement	UZ	200000093	8/31/2012	(87.40)
88900000	CAP Move-Settlement	UZ	200000093	8/31/2012	(67.05)
88900000	CAP Move-Settlement	UZ	200000069	8/31/2012	(176.23)
88900000	CAP Move-Settlement	UZ	200000069	8/31/2012	(4.41)
88900000	CAP Move-Settlement	UZ	200000069	8/31/2012	(14.18)
88900000	CAP Move-Settlement	UZ	200000070	8/31/2012	(13.08)
88900000	CAP Move-Settlement	UZ	200000077	8/31/2012	(0.92)
88900000	CAP Move-Settlement	UZ	200000077	8/31/2012	(3.83)
88900000	CAP Move-Settlement	UZ	200000077	8/31/2012	(0.25)
88900000	CAP Move-Settlement	UZ	200000078	8/31/2012	(1.19)
88900000	CAP Move-Settlement	UZ	200000078	8/31/2012	(20.62)
88900000	CAP Move-Settlement	UZ	200000078	8/31/2012	(4.01)
88900000	CAP Move-Settlement	UZ	200000078	8/31/2012	(9.26)
88900000	CAP Move-Settlement	UZ	200000078	8/31/2012	(9.56)
88900000	CAP Move-Settlement	UZ	200000080	8/31/2012	(6.30)
88900000	CAP Move-Settlement	UZ	200000080	8/31/2012	(1.21)
88900000	CAP Move-Settlement	UZ	200000080	8/31/2012	(1.06)
88900000	CAP Move-Settlement	UZ	200000092	8/31/2012	(20.06)
88900000	CAP Move-Settlement	UZ	200000093	8/31/2012	(15.38)
88900000	CAP Move-Settlement	UZ	200000093	8/31/2012	(3.05)
88900000	CAP Move-Settlement	UZ	200000093	8/31/2012	(2.34)
88900000	CAP Move-Settlement	UZ	200000092	8/31/2012	(3.61)
88900000	CAP Move-Settlement	UZ	200000093	8/31/2012	(2.77)
88900000	CAP Move-Settlement	UZ	200000069	8/31/2012	(10.96)
88900000	CAP Move-Settlement	UZ	200000069	8/31/2012	(3.72)
88900000	CAP Move-Settlement	UZ	200000070	8/31/2012	(18.92)
88900000	CAP Move-Settlement	UZ	200000070	8/31/2012	(148.80)
88900000	CAP Move-Settlement	UZ	200000077	8/31/2012	(1.57)
88900000	CAP Move-Settlement	UZ	200000077	8/31/2012	(14.80)
88900000	CAP Move-Settlement	UZ	200000078	8/31/2012	(9.52)
88900000	CAP Move-Settlement	UZ	200000078	8/31/2012	(2.26)
88900000	CAP Move-Settlement	UZ	200000078	8/31/2012	(11.37)

Kentucky American Water Company  
Case No. 2012-00520  
Response to PSC DR1, Item 31

Account	Description	Doc Type	Document Number	Posting Date	Amount
88900000	CAP Move-Settlement	UZ	2000000078	8/31/2012	(16.61)
88900000	CAP Move-Settlement	UZ	2000000078	8/31/2012	(5.50)
88900000	CAP Move-Settlement	UZ	2000000078	8/31/2012	(8.94)
88900000	CAP Move-Settlement	UZ	2000000078	8/31/2012	(5.35)
88900000	CAP Move-Settlement	UZ	2000000078	8/31/2012	(13.05)
88900000	CAP Move-Settlement	UZ	2000000080	8/31/2012	(0.52)
88900000	CAP Move-Settlement	UZ	2000000080	8/31/2012	0.70
88900000	CAP Move-Settlement	UZ	2000000093	8/31/2012	(8.50)
88900000	CAP Move-Settlement	UZ	2000000093	8/31/2012	(11.08)
88900000	CAP Move-Settlement	UZ	2000000069	8/31/2012	(46.40)
88900000	CAP Move-Settlement	UZ	2000000069	8/31/2012	(4.32)
88900000	CAP Move-Settlement	UZ	2000000069	8/31/2012	(172.79)
88900000	CAP Move-Settlement	UZ	2000000070	8/31/2012	(13.41)
88900000	CAP Move-Settlement	UZ	2000000077	8/31/2012	(1.21)
88900000	CAP Move-Settlement	UZ	2000000077	8/31/2012	(9.26)
88900000	CAP Move-Settlement	UZ	2000000077	8/31/2012	(3.83)
88900000	CAP Move-Settlement	UZ	2000000078	8/31/2012	(1.06)
88900000	CAP Move-Settlement	UZ	2000000078	8/31/2012	(0.92)
88900000	CAP Move-Settlement	UZ	2000000078	8/31/2012	(6.30)
88900000	CAP Move-Settlement	UZ	2000000078	8/31/2012	(1.19)
88900000	CAP Move-Settlement	UZ	2000000078	8/31/2012	(9.56)
88900000	CAP Move-Settlement	UZ	2000000080	8/31/2012	(4.01)
88900000	CAP Move-Settlement	UZ	2000000080	8/31/2012	(0.25)
88900000	CAP Move-Settlement	UZ	2000000080	8/31/2012	(20.62)
88900000	CAP Move-Settlement	UZ	2000000093	8/31/2012	(7.09)
88900000	CAP Move-Settlement	UZ	2000000093	8/31/2012	(9.24)
88900000	CAP Move-Settlement	UZ	2000000069	8/31/2012	(1.29)
88900000	CAP Move-Settlement	UZ	2000000069	8/31/2012	(5.44)
88900000	CAP Move-Settlement	UZ	2000000069	8/31/2012	(51.44)
88900000	CAP Move-Settlement	UZ	2000000069	8/31/2012	(3.85)
88900000	CAP Move-Settlement	UZ	2000000093	8/31/2012	(7.48)
88900000	CAP Move-Settlement	UZ	2000000093	8/31/2012	(9.75)
88900000	CAP Move-Settlement	UZ	2000000092	8/31/2012	(12.44)
88900000	CAP Move-Settlement	UZ	2000000093	8/31/2012	(9.55)
88900000	CAP Move-Settlement	UZ	2000000092	8/31/2012	(17.50)
88900000	CAP Move-Settlement	UZ	2000000093	8/31/2012	(13.42)
88900000	CAP Move-Settlement	UZ	2000000092	8/31/2012	(0.34)
88900000	CAP Move-Settlement	UZ	2000000093	8/31/2012	(0.26)
88900000	CAP Move-Settlement	UZ	2000000092	8/31/2012	(23.09)
88900000	CAP Move-Settlement	UZ	2000000093	8/31/2012	(30.10)
88900000	CAP Move-Settlement	UZ	2000000069	8/31/2012	(403.81)
88900000	CAP Move-Settlement	UZ	2000000069	8/31/2012	(5,958.02)
88900000	CAP Move-Settlement	UZ	2000000069	8/31/2012	(21.20)
88900000	CAP Move-Settlement	UZ	2000000070	8/31/2012	(68.94)
88900000	CAP Move-Settlement	UZ	2000000070	8/31/2012	(31.36)
88900000	CAP Move-Settlement	UZ	2000000077	8/31/2012	(66.06)
88900000	CAP Move-Settlement	UZ	2000000077	8/31/2012	(3.91)
88900000	CAP Move-Settlement	UZ	2000000077	8/31/2012	(35.47)
88900000	CAP Move-Settlement	UZ	2000000078	8/31/2012	(3.53)
88900000	CAP Move-Settlement	UZ	2000000078	8/31/2012	(12.74)
88900000	CAP Move-Settlement	UZ	2000000078	8/31/2012	(30.12)
88900000	CAP Move-Settlement	UZ	2000000078	8/31/2012	(19.11)
88900000	CAP Move-Settlement	UZ	2000000078	8/31/2012	(46.75)
88900000	CAP Move-Settlement	UZ	2000000078	8/31/2012	(0.90)
88900000	CAP Move-Settlement	UZ	2000000078	8/31/2012	(12.72)
88900000	CAP Move-Settlement	UZ	2000000080	8/31/2012	(4.02)
88900000	CAP Move-Settlement	UZ	2000000093	8/31/2012	(370.90)
88900000	CAP Move-Settlement	UZ	2000000093	8/31/2012	(483.50)
88900000	CAP Move-Settlement	UZ	2000000093	8/31/2012	(2.66)
88900000	CAP Move-Settlement	UZ	2000000093	8/31/2012	(3.46)
88900000	CAP Move-Settlement	UZ	2000000092	8/31/2012	(1.32)
88900000	CAP Move-Settlement	UZ	2000000093	8/31/2012	(1.72)
88900000	CAP Move-Settlement	UZ	2000000092	8/31/2012	(0.01)
88900000	CAP Move-Settlement	UZ	2000000093	8/31/2012	(0.01)
88900000	CAP Move-Settlement	UZ	2000000092	8/31/2012	(12.33)
88900000	CAP Move-Settlement	UZ	2000000093	8/31/2012	(9.46)
88900000	CAP Move-Settlement	UZ	2000000093	8/31/2012	(11.55)
88900000	CAP Move-Settlement	UZ	2000000093	8/31/2012	(15.05)
88900000	CAP Move-Settlement	UZ	2000000092	8/31/2012	(18.30)
88900000	CAP Move-Settlement	UZ	2000000093	8/31/2012	(14.04)
88900000	CAP Move-Settlement	UZ	2000000092	8/31/2012	(2.62)
88900000	CAP Move-Settlement	UZ	2000000093	8/31/2012	(2.01)
88900000	CAP Move-Settlement	UZ	2000000092	8/31/2012	(7.73)
88900000	CAP Move-Settlement	UZ	2000000093	8/31/2012	(10.08)
88900000	CAP Move-Settlement	UZ	2000000069	8/31/2012	(61.81)
88900000	CAP Move-Settlement	UZ	2000000070	8/31/2012	(21.99)
88900000	CAP Move-Settlement	UZ	2000000070	8/31/2012	(422.73)



Kentucky American Water Company  
Case No. 2012-00520  
Response to PSC DR1, Item 31

Account	Description	Doc Type	Document Number	Posting Date	Amount
88900000	CAP Move-Settlement	UZ	200000070	8/31/2012	(32.59)
88900000	CAP Move-Settlement	UZ	200000077	8/31/2012	(12.70)
88900000	CAP Move-Settlement	UZ	200000077	8/31/2012	(20.30)
88900000	CAP Move-Settlement	UZ	200000078	8/31/2012	(42.05)
88900000	CAP Move-Settlement	UZ	200000078	8/31/2012	(2.21)
88900000	CAP Move-Settlement	UZ	200000078	8/31/2012	(8.80)
88900000	CAP Move-Settlement	UZ	200000078	8/31/2012	(8.40)
88900000	CAP Move-Settlement	UZ	200000078	8/31/2012	(0.80)
88900000	CAP Move-Settlement	UZ	200000078	8/31/2012	(19.05)
88900000	CAP Move-Settlement	UZ	200000078	8/31/2012	(2.03)
88900000	CAP Move-Settlement	UZ	200000078	8/31/2012	(2.49)
88900000	CAP Move-Settlement	UZ	200000080	8/31/2012	(2.49)
88900000	CAP Move-Settlement	UZ	200000092	8/31/2012	(7.23)
88900000	CAP Move-Settlement	UZ	200000093	8/31/2012	(5.55)
88900000	CAP Move-Settlement	UZ	200000092	8/31/2012	(0.06)
88900000	CAP Move-Settlement	UZ	200000093	8/31/2012	(0.04)
88900000	CAP Move-Settlement	UZ	200000093	8/31/2012	(1.74)
88900000	CAP Move-Settlement	UZ	200000093	8/31/2012	(1.33)
88900000	CAP Move-Settlement	UZ	200000093	8/31/2012	(15.41)
88900000	CAP Move-Settlement	UZ	200000093	8/31/2012	(11.82)
88900000	CAP Move-Settlement	UZ	200000092	8/31/2012	(2.58)
88900000	CAP Move-Settlement	UZ	200000093	8/31/2012	(3.36)
88900000	CAP Move-Settlement	UZ	200000070	8/31/2012	(469.20)
88900000	CAP Move-Settlement	UZ	200000093	8/31/2012	(23.85)
88900000	CAP Move-Settlement	UZ	200000093	8/31/2012	(18.30)
88900000	CAP Move-Settlement	UZ	200000092	8/31/2012	(25.64)
88900000	CAP Move-Settlement	UZ	200000093	8/31/2012	(19.67)
88900000	CAP Move-Settlement	UZ	200000069	8/31/2012	(29.33)
88900000	CAP Move-Settlement	UZ	200000092	8/31/2012	(12.11)
88900000	CAP Move-Settlement	UZ	200000092	8/31/2012	(15.78)
88900000	CAP Move-Settlement	UZ	200000069	8/31/2012	(10.99)
88900000	CAP Move-Settlement	UZ	200000069	8/31/2012	(34.95)
88900000	CAP Move-Settlement	UZ	200000070	8/31/2012	(439.64)
88900000	CAP Move-Settlement	UZ	200000070	8/31/2012	(71.31)
88900000	CAP Move-Settlement	UZ	200000077	8/31/2012	(3.63)
88900000	CAP Move-Settlement	UZ	200000077	8/31/2012	(12.02)
88900000	CAP Move-Settlement	UZ	200000078	8/31/2012	(3.57)
88900000	CAP Move-Settlement	UZ	200000078	8/31/2012	(2.77)
88900000	CAP Move-Settlement	UZ	200000078	8/31/2012	(27.80)
88900000	CAP Move-Settlement	UZ	200000078	8/31/2012	(61.89)
88900000	CAP Move-Settlement	UZ	200000078	8/31/2012	(3.20)
88900000	CAP Move-Settlement	UZ	200000080	8/31/2012	(28.68)
88900000	CAP Move-Settlement	UZ	200000080	8/31/2012	(18.91)
88900000	CAP Move-Settlement	UZ	200000080	8/31/2012	(11.50)
88900000	CAP Move-Settlement	UZ	200000080	8/31/2012	(0.73)
88900000	CAP Move-Settlement	UZ	200000093	8/31/2012	(6.36)
88900000	CAP Move-Settlement	UZ	200000093	8/31/2012	(8.29)
88900000	CAP Move-Settlement	UZ	200000069	8/31/2012	(16.08)
88900000	CAP Move-Settlement	UZ	200000069	8/31/2012	(2.69)
88900000	CAP Move-Settlement	UZ	200000069	8/31/2012	(388.04)
88900000	CAP Move-Settlement	UZ	200000069	8/31/2012	(14.44)
88900000	CAP Move-Settlement	UZ	200000070	8/31/2012	(174.78)
88900000	CAP Move-Settlement	UZ	200000077	8/31/2012	(0.25)
88900000	CAP Move-Settlement	UZ	200000077	8/31/2012	(4.01)
88900000	CAP Move-Settlement	UZ	200000077	8/31/2012	(9.26)
88900000	CAP Move-Settlement	UZ	200000077	8/31/2012	(0.92)
88900000	CAP Move-Settlement	UZ	200000078	8/31/2012	(20.62)
88900000	CAP Move-Settlement	UZ	200000078	8/31/2012	(1.19)
88900000	CAP Move-Settlement	UZ	200000078	8/31/2012	(1.06)
88900000	CAP Move-Settlement	UZ	200000078	8/31/2012	(1.21)
88900000	CAP Move-Settlement	UZ	200000078	8/31/2012	(6.30)
88900000	CAP Move-Settlement	UZ	200000080	8/31/2012	(3.83)
88900000	CAP Move-Settlement	UZ	200000080	8/31/2012	(9.56)
88900000	CAP Move-Settlement	UZ	200000092	8/31/2012	(18.90)
88900000	CAP Move-Settlement	UZ	200000092	8/31/2012	(14.49)
88900000	CAP Move-Settlement	UZ	200000070	8/31/2012	(16.08)
88900000	CAP Move-Settlement	UZ	200000070	8/31/2012	(380.33)
88900000	CAP Move-Settlement	UZ	200000070	8/31/2012	(2.69)
88900000	CAP Move-Settlement	UZ	200000070	8/31/2012	(174.78)
88900000	CAP Move-Settlement	UZ	200000070	8/31/2012	(14.44)
88900000	CAP Move-Settlement	UZ	200000077	8/31/2012	(1.19)
88900000	CAP Move-Settlement	UZ	200000077	8/31/2012	(1.21)
88900000	CAP Move-Settlement	UZ	200000077	8/31/2012	(6.30)
88900000	CAP Move-Settlement	UZ	200000077	8/31/2012	(1.06)
88900000	CAP Move-Settlement	UZ	200000078	8/31/2012	(9.56)
88900000	CAP Move-Settlement	UZ	200000078	8/31/2012	(9.26)
88900000	CAP Move-Settlement	UZ	200000078	8/31/2012	(0.92)

Kentucky American Water Company  
Case No. 2012-00520  
Response to PSC DR1, Item 31

Account	Description	Doc Type	Document Number	Posting Date	Amount
88900000	CAP Move-Settlement	UZ	200000078	8/31/2012	(3.83)
88900000	CAP Move-Settlement	UZ	200000078	8/31/2012	(20.62)
88900000	CAP Move-Settlement	UZ	200000080	8/31/2012	(4.01)
88900000	CAP Move-Settlement	UZ	200000080	8/31/2012	(0.25)
88900000	CAP Move-Settlement	UZ	200000093	8/31/2012	(15.01)
88900000	CAP Move-Settlement	UZ	200000093	8/31/2012	(19.57)
88900000	CAP Move-Settlement	UZ	200000069	8/31/2012	(14.44)
88900000	CAP Move-Settlement	UZ	200000069	8/31/2012	(16.08)
88900000	CAP Move-Settlement	UZ	200000069	8/31/2012	(2.69)
88900000	CAP Move-Settlement	UZ	200000070	8/31/2012	(380.33)
88900000	CAP Move-Settlement	UZ	200000070	8/31/2012	(174.78)
88900000	CAP Move-Settlement	UZ	200000077	8/31/2012	(1.21)
88900000	CAP Move-Settlement	UZ	200000077	8/31/2012	(9.26)
88900000	CAP Move-Settlement	UZ	200000077	8/31/2012	(0.92)
88900000	CAP Move-Settlement	UZ	200000077	8/31/2012	(9.56)
88900000	CAP Move-Settlement	UZ	200000077	8/31/2012	(3.83)
88900000	CAP Move-Settlement	UZ	200000077	8/31/2012	(1.06)
88900000	CAP Move-Settlement	UZ	200000078	8/31/2012	(4.01)
88900000	CAP Move-Settlement	UZ	200000078	8/31/2012	(1.19)
88900000	CAP Move-Settlement	UZ	200000078	8/31/2012	(0.25)
88900000	CAP Move-Settlement	UZ	200000080	8/31/2012	(6.30)
88900000	CAP Move-Settlement	UZ	200000080	8/31/2012	(20.62)
88900000	CAP Move-Settlement	UZ	200000093	8/31/2012	(14.97)
88900000	CAP Move-Settlement	UZ	200000093	8/31/2012	(19.51)
88900000	CAP Move-Settlement	UZ	200000069	8/31/2012	(596.85)
88900000	CAP Move-Settlement	UZ	200000069	8/31/2012	(34.37)
88900000	CAP Move-Settlement	UZ	200000069	8/31/2012	(16.25)
88900000	CAP Move-Settlement	UZ	200000070	8/31/2012	(4.29)
88900000	CAP Move-Settlement	UZ	200000070	8/31/2012	(9,640.79)
88900000	CAP Move-Settlement	UZ	200000070	8/31/2012	(71.29)
88900000	CAP Move-Settlement	UZ	200000077	8/31/2012	(4.86)
88900000	CAP Move-Settlement	UZ	200000077	8/31/2012	(4.26)
88900000	CAP Move-Settlement	UZ	200000077	8/31/2012	(3.69)
88900000	CAP Move-Settlement	UZ	200000077	8/31/2012	(37.11)
88900000	CAP Move-Settlement	UZ	200000077	8/31/2012	(0.97)
88900000	CAP Move-Settlement	UZ	200000078	8/31/2012	(25.21)
88900000	CAP Move-Settlement	UZ	200000078	8/31/2012	(16.03)
88900000	CAP Move-Settlement	UZ	200000078	8/31/2012	(15.34)
88900000	CAP Move-Settlement	UZ	200000078	8/31/2012	(4.75)
88900000	CAP Move-Settlement	UZ	200000080	8/31/2012	(82.53)
88900000	CAP Move-Settlement	UZ	200000080	8/31/2012	(38.23)
88900000	CAP Move-Settlement	UZ	200000092	8/31/2012	(99.35)
88900000	CAP Move-Settlement	UZ	200000092	8/31/2012	(129.50)
88900000	CAP Move-Settlement	UZ	200000070	8/31/2012	(4.20)
88900000	CAP Move-Settlement	UZ	200000070	8/31/2012	(3.13)
88900000	CAP Move-Settlement	UZ	200000070	8/31/2012	(6,654.68)
88900000	CAP Move-Settlement	UZ	200000070	8/31/2012	(71.03)
88900000	CAP Move-Settlement	UZ	200000070	8/31/2012	(6.68)
88900000	CAP Move-Settlement	UZ	200000092	8/31/2012	(62.92)
88900000	CAP Move-Settlement	UZ	200000093	8/31/2012	(48.26)
88900000	CAP Move-Settlement	UZ	200000069	8/31/2012	(10.59)
88900000	CAP Move-Settlement	UZ	200000069	8/31/2012	(114.40)
88900000	CAP Move-Settlement	UZ	200000070	8/31/2012	(13,647.99)
88900000	CAP Move-Settlement	UZ	200000070	8/31/2012	(2.49)
88900000	CAP Move-Settlement	UZ	200000070	8/31/2012	(7.65)
88900000	CAP Move-Settlement	UZ	200000077	8/31/2012	(9.56)
88900000	CAP Move-Settlement	UZ	200000077	8/31/2012	(1.19)
88900000	CAP Move-Settlement	UZ	200000077	8/31/2012	(1.21)
88900000	CAP Move-Settlement	UZ	200000078	8/31/2012	(1.06)
88900000	CAP Move-Settlement	UZ	200000078	8/31/2012	(3.83)
88900000	CAP Move-Settlement	UZ	200000078	8/31/2012	(0.25)
88900000	CAP Move-Settlement	UZ	200000078	8/31/2012	(20.62)
88900000	CAP Move-Settlement	UZ	200000078	8/31/2012	(4.01)
88900000	CAP Move-Settlement	UZ	200000080	8/31/2012	(6.30)
88900000	CAP Move-Settlement	UZ	200000080	8/31/2012	(0.92)
88900000	CAP Move-Settlement	UZ	200000080	8/31/2012	(9.26)
88900000	CAP Move-Settlement	UZ	200000092	8/31/2012	(104.43)
88900000	CAP Move-Settlement	UZ	200000093	8/31/2012	(80.11)
88900000	CAP Move-Settlement	UZ	200000069	8/31/2012	(430.57)
88900000	CAP Move-Settlement	UZ	200000069	8/31/2012	(13.45)
88900000	CAP Move-Settlement	UZ	200000069	8/31/2012	(18.50)
88900000	CAP Move-Settlement	UZ	200000069	8/31/2012	(16.91)
88900000	CAP Move-Settlement	UZ	200000070	8/31/2012	(214.79)
88900000	CAP Move-Settlement	UZ	200000077	8/31/2012	(2.44)
88900000	CAP Move-Settlement	UZ	200000077	8/31/2012	(8.02)
88900000	CAP Move-Settlement	UZ	200000077	8/31/2012	(2.15)
88900000	CAP Move-Settlement	UZ	200000077	8/31/2012	(1.84)

Kentucky American Water Company  
Case No. 2012-00520  
Response to PSC DR1, Item 31

Account	Description	Doc Type	Document Number	Posting Date	Amount
88900000	CAP Move-Settlement	UZ	2000000077	8/31/2012	(0.49)
88900000	CAP Move-Settlement	UZ	2000000077	8/31/2012	(41.26)
88900000	CAP Move-Settlement	UZ	2000000078	8/31/2012	(7.67)
88900000	CAP Move-Settlement	UZ	2000000078	8/31/2012	(19.11)
88900000	CAP Move-Settlement	UZ	2000000078	8/31/2012	(2.38)
88900000	CAP Move-Settlement	UZ	2000000078	8/31/2012	(18.55)
88900000	CAP Move-Settlement	UZ	2000000080	8/31/2012	(12.61)
88900000	CAP Move-Settlement	UZ	2000000093	8/31/2012	(18.98)
88900000	CAP Move-Settlement	UZ	2000000093	8/31/2012	(24.75)
88900000	CAP Move-Settlement	UZ	2000000069	8/31/2012	(11.78)
88900000	CAP Move-Settlement	UZ	2000000069	8/31/2012	(15.81)
88900000	CAP Move-Settlement	UZ	2000000069	8/31/2012	(248.20)
88900000	CAP Move-Settlement	UZ	2000000070	8/31/2012	(1,555.98)
88900000	CAP Move-Settlement	UZ	2000000070	8/31/2012	(12.62)
88900000	CAP Move-Settlement	UZ	2000000077	8/31/2012	(2.15)
88900000	CAP Move-Settlement	UZ	2000000077	8/31/2012	(0.49)
88900000	CAP Move-Settlement	UZ	2000000077	8/31/2012	(41.26)
88900000	CAP Move-Settlement	UZ	2000000077	8/31/2012	(8.02)
88900000	CAP Move-Settlement	UZ	2000000078	8/31/2012	(1.84)
88900000	CAP Move-Settlement	UZ	2000000078	8/31/2012	(2.44)
88900000	CAP Move-Settlement	UZ	2000000078	8/31/2012	(12.61)
88900000	CAP Move-Settlement	UZ	2000000080	8/31/2012	(19.11)
88900000	CAP Move-Settlement	UZ	2000000080	8/31/2012	(2.38)
88900000	CAP Move-Settlement	UZ	2000000080	8/31/2012	(7.67)
88900000	CAP Move-Settlement	UZ	2000000080	8/31/2012	(18.55)
88900000	CAP Move-Settlement	UZ	2000000093	8/31/2012	(28.82)
88900000	CAP Move-Settlement	UZ	2000000093	8/31/2012	(37.57)
88900000	CAP Move-Settlement	UZ	2000000069	8/31/2012	(276.21)
88900000	CAP Move-Settlement	UZ	2000000069	8/31/2012	(16.14)
88900000	CAP Move-Settlement	UZ	2000000070	8/31/2012	(37.60)
88900000	CAP Move-Settlement	UZ	2000000070	8/31/2012	(14.27)
88900000	CAP Move-Settlement	UZ	2000000070	8/31/2012	(658.84)
88900000	CAP Move-Settlement	UZ	2000000077	8/31/2012	(0.49)
88900000	CAP Move-Settlement	UZ	2000000077	8/31/2012	(2.44)
88900000	CAP Move-Settlement	UZ	2000000077	8/31/2012	(8.02)
88900000	CAP Move-Settlement	UZ	2000000078	8/31/2012	(41.26)
88900000	CAP Move-Settlement	UZ	2000000078	8/31/2012	(7.67)
88900000	CAP Move-Settlement	UZ	2000000078	8/31/2012	(18.55)
88900000	CAP Move-Settlement	UZ	2000000080	8/31/2012	(1.84)
88900000	CAP Move-Settlement	UZ	2000000080	8/31/2012	(12.61)
88900000	CAP Move-Settlement	UZ	2000000080	8/31/2012	(2.38)
88900000	CAP Move-Settlement	UZ	2000000080	8/31/2012	(2.15)
88900000	CAP Move-Settlement	UZ	2000000080	8/31/2012	(19.11)
88900000	CAP Move-Settlement	UZ	2000000092	8/31/2012	(27.42)
88900000	CAP Move-Settlement	UZ	2000000093	8/31/2012	(35.75)
88900000	CAP Move-Settlement	UZ	2000000069	8/31/2012	(58.80)
88900000	CAP Move-Settlement	UZ	2000000069	8/31/2012	(2.54)
88900000	CAP Move-Settlement	UZ	2000000070	8/31/2012	(5.38)
88900000	CAP Move-Settlement	UZ	2000000070	8/31/2012	(4.16)
88900000	CAP Move-Settlement	UZ	2000000070	8/31/2012	(1,521.85)
88900000	CAP Move-Settlement	UZ	2000000093	8/31/2012	(22.74)
88900000	CAP Move-Settlement	UZ	2000000093	8/31/2012	(29.64)
88900000	CAP Move-Settlement	UZ	2000000069	8/31/2012	(5.38)
88900000	CAP Move-Settlement	UZ	2000000069	8/31/2012	(2.54)
88900000	CAP Move-Settlement	UZ	2000000070	8/31/2012	(4.16)
88900000	CAP Move-Settlement	UZ	2000000070	8/31/2012	(1,521.85)
88900000	CAP Move-Settlement	UZ	2000000092	8/31/2012	(58.80)
88900000	CAP Move-Settlement	UZ	2000000092	8/31/2012	(25.61)
88900000	CAP Move-Settlement	UZ	2000000093	8/31/2012	(33.39)
88900000	CAP Move-Settlement	UZ	2000000069	8/31/2012	(1,521.85)
88900000	CAP Move-Settlement	UZ	2000000069	8/31/2012	(58.80)
88900000	CAP Move-Settlement	UZ	2000000069	8/31/2012	(4.16)
88900000	CAP Move-Settlement	UZ	2000000070	8/31/2012	(5.38)
88900000	CAP Move-Settlement	UZ	2000000070	8/31/2012	(2.54)
88900000	CAP Move-Settlement	UZ	2000000092	8/31/2012	(31.78)
88900000	CAP Move-Settlement	UZ	2000000093	8/31/2012	(24.38)
88900000	CAP Move-Settlement	UZ	2000000069	8/31/2012	(324.17)
88900000	CAP Move-Settlement	UZ	2000000069	8/31/2012	(9.89)
88900000	CAP Move-Settlement	UZ	2000000070	8/31/2012	(212.25)
88900000	CAP Move-Settlement	UZ	2000000070	8/31/2012	(17.47)
88900000	CAP Move-Settlement	UZ	2000000070	8/31/2012	(8.42)
88900000	CAP Move-Settlement	UZ	2000000077	8/31/2012	(0.49)
88900000	CAP Move-Settlement	UZ	2000000077	8/31/2012	(8.02)
88900000	CAP Move-Settlement	UZ	2000000077	8/31/2012	(2.38)
88900000	CAP Move-Settlement	UZ	2000000077	8/31/2012	(2.44)
88900000	CAP Move-Settlement	UZ	2000000078	8/31/2012	(1.84)
88900000	CAP Move-Settlement	UZ	2000000078	8/31/2012	(41.26)

Kentucky American Water Company  
Case No. 2012-00520  
Response to PSC DR1, Item 31

Account	Description	Doc Type	Document Number	Posting Date	Amount
88900000	CAP Move-Settlement	UZ	200000078	8/31/2012	(12.61)
88900000	CAP Move-Settlement	UZ	200000078	8/31/2012	(19.11)
88900000	CAP Move-Settlement	UZ	200000080	8/31/2012	(18.55)
88900000	CAP Move-Settlement	UZ	200000080	8/31/2012	(2.15)
88900000	CAP Move-Settlement	UZ	200000080	8/31/2012	(7.67)
88900000	CAP Move-Settlement	UZ	200000092	8/31/2012	(22.00)
88900000	CAP Move-Settlement	UZ	200000093	8/31/2012	(16.88)
88900000	CAP Move-Settlement	UZ	200000069	8/31/2012	(9.89)
88900000	CAP Move-Settlement	UZ	200000069	8/31/2012	(324.17)
88900000	CAP Move-Settlement	UZ	200000070	8/31/2012	(212.25)
88900000	CAP Move-Settlement	UZ	200000070	8/31/2012	(17.47)
88900000	CAP Move-Settlement	UZ	200000070	8/31/2012	(8.42)
88900000	CAP Move-Settlement	UZ	200000077	8/31/2012	(8.02)
88900000	CAP Move-Settlement	UZ	200000077	8/31/2012	(12.61)
88900000	CAP Move-Settlement	UZ	200000078	8/31/2012	(2.15)
88900000	CAP Move-Settlement	UZ	200000078	8/31/2012	(2.38)
88900000	CAP Move-Settlement	UZ	200000078	8/31/2012	(19.11)
88900000	CAP Move-Settlement	UZ	200000078	8/31/2012	(1.84)
88900000	CAP Move-Settlement	UZ	200000078	8/31/2012	(2.44)
88900000	CAP Move-Settlement	UZ	200000080	8/31/2012	(7.67)
88900000	CAP Move-Settlement	UZ	200000080	8/31/2012	(41.26)
88900000	CAP Move-Settlement	UZ	200000080	8/31/2012	(18.55)
88900000	CAP Move-Settlement	UZ	200000080	8/31/2012	(0.49)
88900000	CAP Move-Settlement	UZ	200000093	8/31/2012	(15.44)
88900000	CAP Move-Settlement	UZ	200000093	8/31/2012	(20.13)
88900000	CAP Move-Settlement	UZ	200000069	8/31/2012	(10.18)
88900000	CAP Move-Settlement	UZ	200000070	8/31/2012	(17.52)
88900000	CAP Move-Settlement	UZ	200000070	8/31/2012	(324.17)
88900000	CAP Move-Settlement	UZ	200000070	8/31/2012	(8.77)
88900000	CAP Move-Settlement	UZ	200000070	8/31/2012	(216.01)
88900000	CAP Move-Settlement	UZ	200000077	8/31/2012	(41.26)
88900000	CAP Move-Settlement	UZ	200000078	8/31/2012	(0.49)
88900000	CAP Move-Settlement	UZ	200000078	8/31/2012	(12.61)
88900000	CAP Move-Settlement	UZ	200000078	8/31/2012	(1.84)
88900000	CAP Move-Settlement	UZ	200000078	8/31/2012	(8.02)
88900000	CAP Move-Settlement	UZ	200000078	8/31/2012	(7.67)
88900000	CAP Move-Settlement	UZ	200000078	8/31/2012	(19.11)
88900000	CAP Move-Settlement	UZ	200000078	8/31/2012	(18.55)
88900000	CAP Move-Settlement	UZ	200000080	8/31/2012	(2.38)
88900000	CAP Move-Settlement	UZ	200000080	8/31/2012	(2.15)
88900000	CAP Move-Settlement	UZ	200000080	8/31/2012	(2.44)
88900000	CAP Move-Settlement	UZ	200000092	8/31/2012	(16.57)
88900000	CAP Move-Settlement	UZ	200000093	8/31/2012	(21.60)
88900000	CAP Move-Settlement	UZ	200000069	8/31/2012	(21.72)
88900000	CAP Move-Settlement	UZ	200000069	8/31/2012	(280.56)
88900000	CAP Move-Settlement	UZ	200000069	8/31/2012	(19.36)
88900000	CAP Move-Settlement	UZ	200000069	8/31/2012	(23.44)
88900000	CAP Move-Settlement	UZ	200000069	8/31/2012	(5,613.06)
88900000	CAP Move-Settlement	UZ	200000070	8/31/2012	(19.49)
88900000	CAP Move-Settlement	UZ	200000077	8/31/2012	(22.00)
88900000	CAP Move-Settlement	UZ	200000078	8/31/2012	(67.24)
88900000	CAP Move-Settlement	UZ	200000078	8/31/2012	(3.22)
88900000	CAP Move-Settlement	UZ	200000078	8/31/2012	(9.44)
88900000	CAP Move-Settlement	UZ	200000078	8/31/2012	(13.01)
88900000	CAP Move-Settlement	UZ	200000078	8/31/2012	(2.83)
88900000	CAP Move-Settlement	UZ	200000078	8/31/2012	(0.83)
88900000	CAP Move-Settlement	UZ	200000078	8/31/2012	(3.06)
88900000	CAP Move-Settlement	UZ	200000078	8/31/2012	(10.12)
88900000	CAP Move-Settlement	UZ	200000080	8/31/2012	(56.48)
88900000	CAP Move-Settlement	UZ	200000080	8/31/2012	(49.62)
88900000	CAP Move-Settlement	UZ	200000092	8/31/2012	(119.33)
88900000	CAP Move-Settlement	UZ	200000093	8/31/2012	(91.54)
88900000	CAP Move-Settlement	UZ	200000069	8/31/2012	(17.92)
88900000	CAP Move-Settlement	UZ	200000069	8/31/2012	(17.85)
88900000	CAP Move-Settlement	UZ	200000070	8/31/2012	(22.85)
88900000	CAP Move-Settlement	UZ	200000070	8/31/2012	(1.71)
88900000	CAP Move-Settlement	UZ	200000070	8/31/2012	(264.21)
88900000	CAP Move-Settlement	UZ	200000070	8/31/2012	(5,613.06)
88900000	CAP Move-Settlement	UZ	200000078	8/31/2012	(19.11)
88900000	CAP Move-Settlement	UZ	200000078	8/31/2012	(0.49)
88900000	CAP Move-Settlement	UZ	200000078	8/31/2012	(1.84)
88900000	CAP Move-Settlement	UZ	200000078	8/31/2012	(18.55)
88900000	CAP Move-Settlement	UZ	200000078	8/31/2012	(12.61)
88900000	CAP Move-Settlement	UZ	200000078	8/31/2012	(7.67)
88900000	CAP Move-Settlement	UZ	200000080	8/31/2012	(41.26)
88900000	CAP Move-Settlement	UZ	200000080	8/31/2012	(8.02)
88900000	CAP Move-Settlement	UZ	200000080	8/31/2012	(2.44)

Kentucky American Water Company  
Case No. 2012-00520  
Response to PSC DR1, Item 31

Account	Description	Doc Type	Document Number	Posting Date	Amount
88900000	CAP Move-Settlement	UZ	200000080	8/31/2012	(2.38)
88900000	CAP Move-Settlement	UZ	200000080	8/31/2012	(2.15)
88900000	CAP Move-Settlement	UZ	200000092	8/31/2012	(89.70)
88900000	CAP Move-Settlement	UZ	200000093	8/31/2012	(116.93)
88900000	CAP Move-Settlement	UZ	200000069	8/31/2012	(22.85)
88900000	CAP Move-Settlement	UZ	200000069	8/31/2012	(17.93)
88900000	CAP Move-Settlement	UZ	200000069	8/31/2012	(264.26)
88900000	CAP Move-Settlement	UZ	200000070	8/31/2012	(6,014.16)
88900000	CAP Move-Settlement	UZ	200000070	8/31/2012	(17.85)
88900000	CAP Move-Settlement	UZ	200000077	8/31/2012	(7.67)
88900000	CAP Move-Settlement	UZ	200000077	8/31/2012	(2.15)
88900000	CAP Move-Settlement	UZ	200000077	8/31/2012	(41.26)
88900000	CAP Move-Settlement	UZ	200000078	8/31/2012	(2.44)
88900000	CAP Move-Settlement	UZ	200000078	8/31/2012	(1.84)
88900000	CAP Move-Settlement	UZ	200000078	8/31/2012	(2.38)
88900000	CAP Move-Settlement	UZ	200000078	8/31/2012	(18.55)
88900000	CAP Move-Settlement	UZ	200000078	8/31/2012	(19.11)
88900000	CAP Move-Settlement	UZ	200000080	8/31/2012	(0.49)
88900000	CAP Move-Settlement	UZ	200000080	8/31/2012	(12.61)
88900000	CAP Move-Settlement	UZ	200000080	8/31/2012	(8.02)
88900000	CAP Move-Settlement	UZ	200000092	8/31/2012	(117.41)
88900000	CAP Move-Settlement	UZ	200000093	8/31/2012	(90.07)
88900000	CAP Move-Settlement	UZ	200000093	8/31/2012	(0.01)
88900000	CAP Move-Settlement	UZ	200000093	8/31/2012	(0.01)
88900000	CAP Move-Settlement	UZ	200000069	8/31/2012	(42.37)
88900000	CAP Move-Settlement	UZ	200000069	8/31/2012	(3.92)
88900000	CAP Move-Settlement	UZ	200000069	8/31/2012	(4.68)
88900000	CAP Move-Settlement	UZ	200000070	8/31/2012	(1.88)
88900000	CAP Move-Settlement	UZ	200000077	8/31/2012	(0.68)
88900000	CAP Move-Settlement	UZ	200000077	8/31/2012	(1.42)
88900000	CAP Move-Settlement	UZ	200000077	8/31/2012	(2.45)
88900000	CAP Move-Settlement	UZ	200000077	8/31/2012	(0.34)
88900000	CAP Move-Settlement	UZ	200000078	8/31/2012	(0.68)
88900000	CAP Move-Settlement	UZ	200000078	8/31/2012	(37.93)
88900000	CAP Move-Settlement	UZ	200000078	8/31/2012	(65.40)
88900000	CAP Move-Settlement	UZ	200000080	8/31/2012	(2.89)
88900000	CAP Move-Settlement	UZ	200000080	8/31/2012	(0.40)
88900000	CAP Move-Settlement	UZ	200000080	8/31/2012	(0.78)
88900000	CAP Move-Settlement	UZ	200000080	8/31/2012	(8.36)
88900000	CAP Move-Settlement	UZ	200000092	8/31/2012	(2.48)
88900000	CAP Move-Settlement	UZ	200000092	8/31/2012	(3.24)
88900000	CAP Move-Settlement	UZ	200000069	8/31/2012	(134.09)
88900000	CAP Move-Settlement	UZ	200000069	8/31/2012	(13.56)
88900000	CAP Move-Settlement	UZ	200000070	8/31/2012	(6.81)
88900000	CAP Move-Settlement	UZ	200000070	8/31/2012	(12.25)
88900000	CAP Move-Settlement	UZ	200000077	8/31/2012	(28.98)
88900000	CAP Move-Settlement	UZ	200000077	8/31/2012	(5.43)
88900000	CAP Move-Settlement	UZ	200000077	8/31/2012	(1.99)
88900000	CAP Move-Settlement	UZ	200000077	8/31/2012	(47.19)
88900000	CAP Move-Settlement	UZ	200000077	8/31/2012	(66.32)
88900000	CAP Move-Settlement	UZ	200000078	8/31/2012	(6.70)
88900000	CAP Move-Settlement	UZ	200000078	8/31/2012	(6.28)
88900000	CAP Move-Settlement	UZ	200000080	8/31/2012	(1.74)
88900000	CAP Move-Settlement	UZ	200000080	8/31/2012	(1.87)
88900000	CAP Move-Settlement	UZ	200000080	8/31/2012	(12.45)
88900000	CAP Move-Settlement	UZ	200000080	8/31/2012	(0.59)
88900000	CAP Move-Settlement	UZ	200000092	8/31/2012	(6.50)
88900000	CAP Move-Settlement	UZ	200000092	8/31/2012	(8.48)
88900000	CAP Move-Settlement	UZ	200000069	8/31/2012	(76.25)
88900000	CAP Move-Settlement	UZ	200000069	8/31/2012	(9,985.87)
88900000	CAP Move-Settlement	UZ	200000070	8/31/2012	(97.11)
88900000	CAP Move-Settlement	UZ	200000070	8/31/2012	(1,495.57)
88900000	CAP Move-Settlement	UZ	200000070	8/31/2012	(85.60)
88900000	CAP Move-Settlement	UZ	200000077	8/31/2012	(231.69)
88900000	CAP Move-Settlement	UZ	200000077	8/31/2012	(46.40)
88900000	CAP Move-Settlement	UZ	200000077	8/31/2012	(69.89)
88900000	CAP Move-Settlement	UZ	200000077	8/31/2012	(112.32)
88900000	CAP Move-Settlement	UZ	200000077	8/31/2012	(105.10)
88900000	CAP Move-Settlement	UZ	200000078	8/31/2012	(11.30)
88900000	CAP Move-Settlement	UZ	200000078	8/31/2012	(13.66)
88900000	CAP Move-Settlement	UZ	200000078	8/31/2012	(13.74)
88900000	CAP Move-Settlement	UZ	200000078	8/31/2012	(4.53)
88900000	CAP Move-Settlement	UZ	200000080	8/31/2012	(48.97)
88900000	CAP Move-Settlement	UZ	200000080	8/31/2012	(12.14)
88900000	CAP Move-Settlement	UZ	200000093	8/31/2012	(292.87)
88900000	CAP Move-Settlement	UZ	200000093	8/31/2012	(224.67)
88900000	CAP Move-Settlement	UZ	200000069	8/31/2012	(174.32)

Kentucky American Water Company  
Case No. 2012-00520  
Response to PSC DR1, Item 31

Account	Description	Doc Type	Document Number	Posting Date	Amount
88900000	CAP Move-Settlement	UZ	200000069	8/31/2012	(5,726.92)
88900000	CAP Move-Settlement	UZ	200000069	8/31/2012	(56.24)
88900000	CAP Move-Settlement	UZ	200000070	8/31/2012	(1,760.61)
88900000	CAP Move-Settlement	UZ	200000070	8/31/2012	(54.25)
88900000	CAP Move-Settlement	UZ	200000070	8/31/2012	(59.07)
88900000	CAP Move-Settlement	UZ	200000077	8/31/2012	(16.15)
88900000	CAP Move-Settlement	UZ	200000077	8/31/2012	(5.31)
88900000	CAP Move-Settlement	UZ	200000078	8/31/2012	(57.76)
88900000	CAP Move-Settlement	UZ	200000078	8/31/2012	(124.14)
88900000	CAP Move-Settlement	UZ	200000078	8/31/2012	(14.33)
88900000	CAP Move-Settlement	UZ	200000078	8/31/2012	(132.64)
88900000	CAP Move-Settlement	UZ	200000078	8/31/2012	(54.78)
88900000	CAP Move-Settlement	UZ	200000078	8/31/2012	(82.58)
88900000	CAP Move-Settlement	UZ	200000080	8/31/2012	(13.33)
88900000	CAP Move-Settlement	UZ	200000080	8/31/2012	(16.22)
88900000	CAP Move-Settlement	UZ	200000080	8/31/2012	(273.76)
88900000	CAP Move-Settlement	UZ	200000092	8/31/2012	(319.43)
88900000	CAP Move-Settlement	UZ	200000093	8/31/2012	(245.04)
88900000	CAP Move-Settlement	UZ	200000069	8/31/2012	(26.28)
88900000	CAP Move-Settlement	UZ	200000069	8/31/2012	(166.60)
88900000	CAP Move-Settlement	UZ	200000069	8/31/2012	(5,270.49)
88900000	CAP Move-Settlement	UZ	200000070	8/31/2012	(100.51)
88900000	CAP Move-Settlement	UZ	200000070	8/31/2012	(0.49)
88900000	CAP Move-Settlement	UZ	200000070	8/31/2012	(1,298.28)
88900000	CAP Move-Settlement	UZ	200000077	8/31/2012	(2.43)
88900000	CAP Move-Settlement	UZ	200000077	8/31/2012	(92.76)
88900000	CAP Move-Settlement	UZ	200000077	8/31/2012	(38.34)
88900000	CAP Move-Settlement	UZ	200000077	8/31/2012	(10.65)
88900000	CAP Move-Settlement	UZ	200000077	8/31/2012	(206.31)
88900000	CAP Move-Settlement	UZ	200000078	8/31/2012	(12.14)
88900000	CAP Move-Settlement	UZ	200000078	8/31/2012	(9.22)
88900000	CAP Move-Settlement	UZ	200000078	8/31/2012	(11.88)
88900000	CAP Move-Settlement	UZ	200000078	8/31/2012	(63.03)
88900000	CAP Move-Settlement	UZ	200000080	8/31/2012	(95.58)
88900000	CAP Move-Settlement	UZ	200000080	8/31/2012	(40.09)
88900000	CAP Move-Settlement	UZ	200000092	8/31/2012	(92.01)
88900000	CAP Move-Settlement	UZ	200000093	8/31/2012	(119.94)
88900000	CAP Move-Settlement	UZ	200000069	8/31/2012	(147.55)
88900000	CAP Move-Settlement	UZ	200000070	8/31/2012	(20.03)
88900000	CAP Move-Settlement	UZ	200000070	8/31/2012	(10.75)
88900000	CAP Move-Settlement	UZ	200000070	8/31/2012	(6.58)
88900000	CAP Move-Settlement	UZ	200000077	8/31/2012	(1.21)
88900000	CAP Move-Settlement	UZ	200000077	8/31/2012	(4.01)
88900000	CAP Move-Settlement	UZ	200000078	8/31/2012	(1.06)
88900000	CAP Move-Settlement	UZ	200000078	8/31/2012	(1.19)
88900000	CAP Move-Settlement	UZ	200000078	8/31/2012	(9.26)
88900000	CAP Move-Settlement	UZ	200000078	8/31/2012	(3.83)
88900000	CAP Move-Settlement	UZ	200000078	8/31/2012	(20.62)
88900000	CAP Move-Settlement	UZ	200000078	8/31/2012	(9.56)
88900000	CAP Move-Settlement	UZ	200000078	8/31/2012	(0.92)
88900000	CAP Move-Settlement	UZ	200000078	8/31/2012	(0.25)
88900000	CAP Move-Settlement	UZ	200000078	8/31/2012	(6.30)
88900000	CAP Move-Settlement	UZ	200000092	8/31/2012	(16.98)
88900000	CAP Move-Settlement	UZ	200000092	8/31/2012	(22.13)
88900000	CAP Move-Settlement	UZ	200000069	8/31/2012	(43.05)
88900000	CAP Move-Settlement	UZ	200000069	8/31/2012	(4.41)
88900000	CAP Move-Settlement	UZ	200000069	8/31/2012	(32.40)
88900000	CAP Move-Settlement	UZ	200000070	8/31/2012	(59.12)
88900000	CAP Move-Settlement	UZ	200000070	8/31/2012	(465.39)
88900000	CAP Move-Settlement	UZ	200000077	8/31/2012	(37.11)
88900000	CAP Move-Settlement	UZ	200000077	8/31/2012	(0.97)
88900000	CAP Move-Settlement	UZ	200000078	8/31/2012	(3.69)
88900000	CAP Move-Settlement	UZ	200000078	8/31/2012	(4.26)
88900000	CAP Move-Settlement	UZ	200000078	8/31/2012	(15.34)
88900000	CAP Move-Settlement	UZ	200000078	8/31/2012	(25.21)
88900000	CAP Move-Settlement	UZ	200000078	8/31/2012	(16.03)
88900000	CAP Move-Settlement	UZ	200000078	8/31/2012	(4.86)
88900000	CAP Move-Settlement	UZ	200000078	8/31/2012	(4.75)
88900000	CAP Move-Settlement	UZ	200000078	8/31/2012	(38.23)
88900000	CAP Move-Settlement	UZ	200000080	8/31/2012	(82.53)
88900000	CAP Move-Settlement	UZ	200000093	8/31/2012	(22.48)
88900000	CAP Move-Settlement	UZ	200000093	8/31/2012	(17.24)
88900000	CAP Move-Settlement	UZ	200000070	8/31/2012	(21.12)
88900000	CAP Move-Settlement	UZ	200000070	8/31/2012	(9.40)
88900000	CAP Move-Settlement	UZ	200000070	8/31/2012	(183.66)
88900000	CAP Move-Settlement	UZ	200000070	8/31/2012	(16.99)
88900000	CAP Move-Settlement	UZ	200000077	8/31/2012	(1.21)

Kentucky American Water Company  
Case No. 2012-00520  
Response to PSC DR1, Item 31

Account	Description	Doc Type	Document Number	Posting Date	Amount
88900000	CAP Move-Settlement	UZ	200000077	8/31/2012	(9.26)
88900000	CAP Move-Settlement	UZ	200000077	8/31/2012	(3.83)
88900000	CAP Move-Settlement	UZ	200000077	8/31/2012	(9.56)
88900000	CAP Move-Settlement	UZ	200000078	8/31/2012	(1.06)
88900000	CAP Move-Settlement	UZ	200000078	8/31/2012	(6.30)
88900000	CAP Move-Settlement	UZ	200000078	8/31/2012	(4.01)
88900000	CAP Move-Settlement	UZ	200000078	8/31/2012	(0.25)
88900000	CAP Move-Settlement	UZ	200000078	8/31/2012	(1.19)
88900000	CAP Move-Settlement	UZ	200000080	8/31/2012	(20.62)
88900000	CAP Move-Settlement	UZ	200000080	8/31/2012	(0.92)
88900000	CAP Move-Settlement	UZ	200000093	8/31/2012	(112.95)
88900000	CAP Move-Settlement	UZ	200000093	8/31/2012	(147.24)
88900000	CAP Move-Settlement	UZ	200000069	8/31/2012	(39.21)
88900000	CAP Move-Settlement	UZ	200000069	8/31/2012	(1.55)
88900000	CAP Move-Settlement	UZ	200000070	8/31/2012	(9.34)
88900000	CAP Move-Settlement	UZ	200000070	8/31/2012	(13.94)
88900000	CAP Move-Settlement	UZ	200000070	8/31/2012	(177.82)
88900000	CAP Move-Settlement	UZ	200000077	8/31/2012	(4.24)
88900000	CAP Move-Settlement	UZ	200000078	8/31/2012	(8.80)
88900000	CAP Move-Settlement	UZ	200000078	8/31/2012	(2.83)
88900000	CAP Move-Settlement	UZ	200000078	8/31/2012	(1.55)
88900000	CAP Move-Settlement	UZ	200000078	8/31/2012	(4.89)
88900000	CAP Move-Settlement	UZ	200000078	8/31/2012	0.01
88900000	CAP Move-Settlement	UZ	200000078	8/31/2012	(0.55)
88900000	CAP Move-Settlement	UZ	200000078	8/31/2012	(2.85)
88900000	CAP Move-Settlement	UZ	200000078	8/31/2012	(28.52)
88900000	CAP Move-Settlement	UZ	200000080	8/31/2012	(24.10)
88900000	CAP Move-Settlement	UZ	200000080	8/31/2012	(0.05)
88900000	CAP Move-Settlement	UZ	200000092	8/31/2012	(18.81)
88900000	CAP Move-Settlement	UZ	200000093	8/31/2012	(24.51)
88900000	CAP Move-Settlement	UZ	200000069	8/31/2012	(33.44)
88900000	CAP Move-Settlement	UZ	200000069	8/31/2012	(80.19)
88900000	CAP Move-Settlement	UZ	200000070	8/31/2012	(1,050.41)
88900000	CAP Move-Settlement	UZ	200000070	8/31/2012	(31.33)
88900000	CAP Move-Settlement	UZ	200000070	8/31/2012	(424.68)
88900000	CAP Move-Settlement	UZ	200000077	8/31/2012	(13.76)
88900000	CAP Move-Settlement	UZ	200000077	8/31/2012	(3.79)
88900000	CAP Move-Settlement	UZ	200000077	8/31/2012	(3.34)
88900000	CAP Move-Settlement	UZ	200000077	8/31/2012	(1.36)
88900000	CAP Move-Settlement	UZ	200000077	8/31/2012	(63.48)
88900000	CAP Move-Settlement	UZ	200000078	8/31/2012	(31.08)
88900000	CAP Move-Settlement	UZ	200000078	8/31/2012	(28.82)
88900000	CAP Move-Settlement	UZ	200000078	8/31/2012	(3.72)
88900000	CAP Move-Settlement	UZ	200000078	8/31/2012	(3.15)
88900000	CAP Move-Settlement	UZ	200000080	8/31/2012	(12.79)
88900000	CAP Move-Settlement	UZ	200000080	8/31/2012	(19.09)
88900000	CAP Move-Settlement	UZ	200000093	8/31/2012	(224.08)
88900000	CAP Move-Settlement	UZ	200000093	8/31/2012	(171.90)
88900000	CAP Move-Settlement	UZ	200000092	8/31/2012	(3.16)
88900000	CAP Move-Settlement	UZ	200000092	8/31/2012	(2.42)
88900000	CAP Move-Settlement	UZ	200000069	8/31/2012	(4.18)
88900000	CAP Move-Settlement	UZ	200000070	8/31/2012	(28.80)
88900000	CAP Move-Settlement	UZ	200000070	8/31/2012	(2.66)
88900000	CAP Move-Settlement	UZ	200000070	8/31/2012	(2.31)
88900000	CAP Move-Settlement	UZ	200000093	8/31/2012	(29.43)
88900000	CAP Move-Settlement	UZ	200000093	8/31/2012	(38.37)
88900000	CAP Move-Settlement	UZ	200000069	8/31/2012	(8,218.69)
88900000	CAP Move-Settlement	UZ	200000069	8/31/2012	(16.07)
88900000	CAP Move-Settlement	UZ	200000069	8/31/2012	(14.44)
88900000	CAP Move-Settlement	UZ	200000070	8/31/2012	(2.69)
88900000	CAP Move-Settlement	UZ	200000070	8/31/2012	(174.78)
88900000	CAP Move-Settlement	UZ	200000077	8/31/2012	(1.19)
88900000	CAP Move-Settlement	UZ	200000078	8/31/2012	(0.92)
88900000	CAP Move-Settlement	UZ	200000078	8/31/2012	(1.21)
88900000	CAP Move-Settlement	UZ	200000078	8/31/2012	(6.30)
88900000	CAP Move-Settlement	UZ	200000078	8/31/2012	(4.01)
88900000	CAP Move-Settlement	UZ	200000078	8/31/2012	(9.26)
88900000	CAP Move-Settlement	UZ	200000078	8/31/2012	(9.56)
88900000	CAP Move-Settlement	UZ	200000079	8/31/2012	(3.83)
88900000	CAP Move-Settlement	UZ	200000080	8/31/2012	(0.25)
88900000	CAP Move-Settlement	UZ	200000080	8/31/2012	(1.06)
88900000	CAP Move-Settlement	UZ	200000080	8/31/2012	(20.62)
88900000	CAP Move-Settlement	UZ	200000093	8/31/2012	(49.48)
88900000	CAP Move-Settlement	UZ	200000093	8/31/2012	(64.50)
88900000	CAP Move-Settlement	UZ	200000069	8/31/2012	(174.78)
88900000	CAP Move-Settlement	UZ	200000070	8/31/2012	(16.08)
88900000	CAP Move-Settlement	UZ	200000070	8/31/2012	(14.44)

Kentucky American Water Company  
Case No. 2012-00520  
Response to PSC DR1, Item 31

Account	Description	Doc Type	Document Number	Posting Date	Amount
88900000	CAP Move-Settlement	UZ	2000000070	8/31/2012	(10,341.48)
88900000	CAP Move-Settlement	UZ	2000000070	8/31/2012	(2.69)
88900000	CAP Move-Settlement	UZ	2000000077	8/31/2012	(20.62)
88900000	CAP Move-Settlement	UZ	2000000077	8/31/2012	(9.56)
88900000	CAP Move-Settlement	UZ	2000000077	8/31/2012	(3.83)
88900000	CAP Move-Settlement	UZ	2000000077	8/31/2012	(1.21)
88900000	CAP Move-Settlement	UZ	2000000077	8/31/2012	(0.25)
88900000	CAP Move-Settlement	UZ	2000000077	8/31/2012	(9.26)
88900000	CAP Move-Settlement	UZ	2000000078	8/31/2012	(1.06)
88900000	CAP Move-Settlement	UZ	2000000078	8/31/2012	(1.19)
88900000	CAP Move-Settlement	UZ	2000000078	8/31/2012	(0.92)
88900000	CAP Move-Settlement	UZ	2000000080	8/31/2012	(6.30)
88900000	CAP Move-Settlement	UZ	2000000080	8/31/2012	(4.01)
88900000	CAP Move-Settlement	UZ	2000000093	8/31/2012	(52.07)
88900000	CAP Move-Settlement	UZ	2000000093	8/31/2012	(67.88)
88900000	CAP Move-Settlement	UZ	2000000069	8/31/2012	(95.46)
88900000	CAP Move-Settlement	UZ	2000000069	8/31/2012	(22.80)
88900000	CAP Move-Settlement	UZ	2000000070	8/31/2012	(0.34)
88900000	CAP Move-Settlement	UZ	2000000070	8/31/2012	(14,523.78)
88900000	CAP Move-Settlement	UZ	2000000070	8/31/2012	(434.23)
88900000	CAP Move-Settlement	UZ	2000000070	8/31/2012	(33.68)
88900000	CAP Move-Settlement	UZ	2000000077	8/31/2012	(3.57)
88900000	CAP Move-Settlement	UZ	2000000078	8/31/2012	(18.91)
88900000	CAP Move-Settlement	UZ	2000000078	8/31/2012	(0.73)
88900000	CAP Move-Settlement	UZ	2000000078	8/31/2012	(3.20)
88900000	CAP Move-Settlement	UZ	2000000078	8/31/2012	(2.77)
88900000	CAP Move-Settlement	UZ	2000000080	8/31/2012	(61.89)
88900000	CAP Move-Settlement	UZ	2000000080	8/31/2012	(12.02)
88900000	CAP Move-Settlement	UZ	2000000080	8/31/2012	(28.68)
88900000	CAP Move-Settlement	UZ	2000000080	8/31/2012	(11.50)
88900000	CAP Move-Settlement	UZ	2000000080	8/31/2012	(27.80)
88900000	CAP Move-Settlement	UZ	2000000080	8/31/2012	(3.63)
88900000	CAP Move-Settlement	UZ	2000000093	8/31/2012	(176.79)
88900000	CAP Move-Settlement	UZ	2000000093	8/31/2012	(230.46)
88900000	CAP Move-Settlement	UZ	2000000069	8/31/2012	(28.44)
88900000	CAP Move-Settlement	UZ	2000000069	8/31/2012	(14,752.35)
88900000	CAP Move-Settlement	UZ	2000000069	8/31/2012	(2.42)
88900000	CAP Move-Settlement	UZ	2000000070	8/31/2012	(2.63)
88900000	CAP Move-Settlement	UZ	2000000070	8/31/2012	(0.44)
88900000	CAP Move-Settlement	UZ	2000000092	8/31/2012	(133.97)
88900000	CAP Move-Settlement	UZ	2000000093	8/31/2012	(174.63)
88900000	CAP Move-Settlement	UZ	2000000069	8/31/2012	(430.57)
88900000	CAP Move-Settlement	UZ	2000000069	8/31/2012	(129.42)
88900000	CAP Move-Settlement	UZ	2000000069	8/31/2012	(33.53)
88900000	CAP Move-Settlement	UZ	2000000070	8/31/2012	(73.00)
88900000	CAP Move-Settlement	UZ	2000000070	8/31/2012	(1,170.81)
88900000	CAP Move-Settlement	UZ	2000000077	8/31/2012	(36.07)
88900000	CAP Move-Settlement	UZ	2000000077	8/31/2012	(2.18)
88900000	CAP Move-Settlement	UZ	2000000077	8/31/2012	(10.93)
88900000	CAP Move-Settlement	UZ	2000000078	8/31/2012	(10.70)
88900000	CAP Move-Settlement	UZ	2000000078	8/31/2012	(9.59)
88900000	CAP Move-Settlement	UZ	2000000078	8/31/2012	(185.66)
88900000	CAP Move-Settlement	UZ	2000000078	8/31/2012	(86.02)
88900000	CAP Move-Settlement	UZ	2000000078	8/31/2012	(8.30)
88900000	CAP Move-Settlement	UZ	2000000080	8/31/2012	(56.73)
88900000	CAP Move-Settlement	UZ	2000000080	8/31/2012	(34.51)
88900000	CAP Move-Settlement	UZ	2000000080	8/31/2012	(83.47)
88900000	CAP Move-Settlement	UZ	2000000092	8/31/2012	(69.82)
88900000	CAP Move-Settlement	UZ	2000000093	8/31/2012	(91.02)
88900000	CAP Move-Settlement	UZ	2000000092	8/31/2012	(0.21)
88900000	CAP Move-Settlement	UZ	2000000093	8/31/2012	(0.16)
88900000	CAP Move-Settlement	UZ	2000000069	8/31/2012	(1,126.61)
88900000	CAP Move-Settlement	UZ	2000000069	8/31/2012	(149.42)
88900000	CAP Move-Settlement	UZ	2000000069	8/31/2012	(69.82)
88900000	CAP Move-Settlement	UZ	2000000070	8/31/2012	(67.41)
88900000	CAP Move-Settlement	UZ	2000000070	8/31/2012	(3,013.55)
88900000	CAP Move-Settlement	UZ	2000000077	8/31/2012	(56.73)
88900000	CAP Move-Settlement	UZ	2000000077	8/31/2012	(185.66)
88900000	CAP Move-Settlement	UZ	2000000078	8/31/2012	(2.18)
88900000	CAP Move-Settlement	UZ	2000000078	8/31/2012	(86.02)
88900000	CAP Move-Settlement	UZ	2000000078	8/31/2012	(10.70)
88900000	CAP Move-Settlement	UZ	2000000078	8/31/2012	(36.07)
88900000	CAP Move-Settlement	UZ	2000000078	8/31/2012	(8.30)
88900000	CAP Move-Settlement	UZ	2000000080	8/31/2012	(9.59)
88900000	CAP Move-Settlement	UZ	2000000080	8/31/2012	(10.93)
88900000	CAP Move-Settlement	UZ	2000000080	8/31/2012	(83.47)
88900000	CAP Move-Settlement	UZ	2000000080	8/31/2012	(34.51)



Kentucky American Water Company  
Case No. 2012-00520  
Response to PSC DR1, Item 31

Account	Description	Doc Type	Document Number	Posting Date	Amount
88900000	CAP Move-Settlement	UZ	2000000092	8/31/2012	(102.94)
88900000	CAP Move-Settlement	UZ	2000000092	8/31/2012	(78.96)
88900000	CAP Move-Settlement	UZ	2000000093	8/31/2012	(0.21)
88900000	CAP Move-Settlement	UZ	2000000093	8/31/2012	(0.16)
88900000	CAP Move-Settlement	UZ	2000000069	8/31/2012	(445.19)
88900000	CAP Move-Settlement	UZ	2000000069	8/31/2012	(57.28)
88900000	CAP Move-Settlement	UZ	2000000070	8/31/2012	(25.80)
88900000	CAP Move-Settlement	UZ	2000000070	8/31/2012	(20,522.36)
88900000	CAP Move-Settlement	UZ	2000000070	8/31/2012	(13.93)
88900000	CAP Move-Settlement	UZ	2000000070	8/31/2012	(7.02)
88900000	CAP Move-Settlement	UZ	2000000077	8/31/2012	(15.34)
88900000	CAP Move-Settlement	UZ	2000000077	8/31/2012	(38.23)
88900000	CAP Move-Settlement	UZ	2000000077	8/31/2012	(82.53)
88900000	CAP Move-Settlement	UZ	2000000078	8/31/2012	(4.26)
88900000	CAP Move-Settlement	UZ	2000000078	8/31/2012	(4.86)
88900000	CAP Move-Settlement	UZ	2000000078	8/31/2012	(25.21)
88900000	CAP Move-Settlement	UZ	2000000078	8/31/2012	(3.69)
88900000	CAP Move-Settlement	UZ	2000000080	8/31/2012	(4.75)
88900000	CAP Move-Settlement	UZ	2000000080	8/31/2012	(0.97)
88900000	CAP Move-Settlement	UZ	2000000080	8/31/2012	(16.03)
88900000	CAP Move-Settlement	UZ	2000000080	8/31/2012	(37.11)
88900000	CAP Move-Settlement	UZ	2000000093	8/31/2012	(97.26)
88900000	CAP Move-Settlement	UZ	2000000093	8/31/2012	(126.78)
88900000	CAP Move-Settlement	UZ	2000000093	8/31/2012	(0.03)
88900000	CAP Move-Settlement	UZ	2000000093	8/31/2012	(0.02)
88900000	CAP Move-Settlement	UZ	2000000069	8/31/2012	(60.55)
88900000	CAP Move-Settlement	UZ	2000000069	8/31/2012	(29.73)
88900000	CAP Move-Settlement	UZ	2000000069	8/31/2012	(501.91)
88900000	CAP Move-Settlement	UZ	2000000069	8/31/2012	(1,420.07)
88900000	CAP Move-Settlement	UZ	2000000070	8/31/2012	(1.02)
88900000	CAP Move-Settlement	UZ	2000000070	8/31/2012	(18.66)
88900000	CAP Move-Settlement	UZ	2000000077	8/31/2012	(37.11)
88900000	CAP Move-Settlement	UZ	2000000078	8/31/2012	(25.21)
88900000	CAP Move-Settlement	UZ	2000000078	8/31/2012	(4.26)
88900000	CAP Move-Settlement	UZ	2000000078	8/31/2012	(38.23)
88900000	CAP Move-Settlement	UZ	2000000078	8/31/2012	(16.03)
88900000	CAP Move-Settlement	UZ	2000000078	8/31/2012	(3.69)
88900000	CAP Move-Settlement	UZ	2000000078	8/31/2012	(4.86)
88900000	CAP Move-Settlement	UZ	2000000078	8/31/2012	(82.53)
88900000	CAP Move-Settlement	UZ	2000000080	8/31/2012	(4.75)
88900000	CAP Move-Settlement	UZ	2000000080	8/31/2012	(0.97)
88900000	CAP Move-Settlement	UZ	2000000080	8/31/2012	(15.34)
88900000	CAP Move-Settlement	UZ	2000000092	8/31/2012	(65.58)
88900000	CAP Move-Settlement	UZ	2000000093	8/31/2012	(50.31)
88900000	CAP Move-Settlement	UZ	2000000093	8/31/2012	(0.08)
88900000	CAP Move-Settlement	UZ	2000000093	8/31/2012	(0.10)
88900000	CAP Move-Settlement	UZ	2000000069	8/31/2012	(29.14)
88900000	CAP Move-Settlement	UZ	2000000069	8/31/2012	(52.59)
88900000	CAP Move-Settlement	UZ	2000000070	8/31/2012	(2,569.48)
88900000	CAP Move-Settlement	UZ	2000000070	8/31/2012	(552.41)
88900000	CAP Move-Settlement	UZ	2000000070	8/31/2012	(34.48)
88900000	CAP Move-Settlement	UZ	2000000077	8/31/2012	(0.97)
88900000	CAP Move-Settlement	UZ	2000000077	8/31/2012	(4.26)
88900000	CAP Move-Settlement	UZ	2000000078	8/31/2012	(15.34)
88900000	CAP Move-Settlement	UZ	2000000078	8/31/2012	(16.03)
88900000	CAP Move-Settlement	UZ	2000000078	8/31/2012	(4.75)
88900000	CAP Move-Settlement	UZ	2000000078	8/31/2012	(82.53)
88900000	CAP Move-Settlement	UZ	2000000078	8/31/2012	(4.86)
88900000	CAP Move-Settlement	UZ	2000000078	8/31/2012	(3.69)
88900000	CAP Move-Settlement	UZ	2000000080	8/31/2012	(25.21)
88900000	CAP Move-Settlement	UZ	2000000080	8/31/2012	(37.11)
88900000	CAP Move-Settlement	UZ	2000000080	8/31/2012	(38.23)
88900000	CAP Move-Settlement	UZ	2000000093	8/31/2012	(53.60)
88900000	CAP Move-Settlement	UZ	2000000093	8/31/2012	(69.88)
88900000	CAP Move-Settlement	UZ	2000000093	8/31/2012	(0.51)
88900000	CAP Move-Settlement	UZ	2000000093	8/31/2012	(0.39)
88900000	CAP Move-Settlement	UZ	2000000069	8/31/2012	(34.62)
88900000	CAP Move-Settlement	UZ	2000000069	8/31/2012	(554.29)
88900000	CAP Move-Settlement	UZ	2000000069	8/31/2012	(2,569.48)
88900000	CAP Move-Settlement	UZ	2000000070	8/31/2012	(29.32)
88900000	CAP Move-Settlement	UZ	2000000070	8/31/2012	(52.56)
88900000	CAP Move-Settlement	UZ	2000000078	8/31/2012	(0.97)
88900000	CAP Move-Settlement	UZ	2000000078	8/31/2012	(4.75)
88900000	CAP Move-Settlement	UZ	2000000078	8/31/2012	(38.23)
88900000	CAP Move-Settlement	UZ	2000000078	8/31/2012	(4.26)
88900000	CAP Move-Settlement	UZ	2000000078	8/31/2012	(3.69)
88900000	CAP Move-Settlement	UZ	2000000078	8/31/2012	(82.53)

Kentucky American Water Company  
Case No. 2012-00520  
Response to PSC DR1, Item 31

Account	Description	Doc Type	Document Number	Posting Date	Amount
88900000	CAP Move-Settlement	UZ	200000080	8/31/2012	(4.86)
88900000	CAP Move-Settlement	UZ	200000080	8/31/2012	(25.21)
88900000	CAP Move-Settlement	UZ	200000080	8/31/2012	(16.03)
88900000	CAP Move-Settlement	UZ	200000080	8/31/2012	(37.11)
88900000	CAP Move-Settlement	UZ	200000080	8/31/2012	(15.34)
88900000	CAP Move-Settlement	UZ	200000093	8/31/2012	(63.84)
88900000	CAP Move-Settlement	UZ	200000093	8/31/2012	(48.98)
88900000	CAP Move-Settlement	UZ	200000093	8/31/2012	(0.59)
88900000	CAP Move-Settlement	UZ	200000093	8/31/2012	(0.45)
88900000	CAP Move-Settlement	UZ	200000069	8/31/2012	(898.09)
88900000	CAP Move-Settlement	UZ	200000069	8/31/2012	(7.52)
88900000	CAP Move-Settlement	UZ	200000069	8/31/2012	(15,993.99)
88900000	CAP Move-Settlement	UZ	200000069	8/31/2012	(51.80)
88900000	CAP Move-Settlement	UZ	200000069	8/31/2012	(88.03)
88900000	CAP Move-Settlement	UZ	200000070	8/31/2012	(68.77)
88900000	CAP Move-Settlement	UZ	200000077	8/31/2012	(28.06)
88900000	CAP Move-Settlement	UZ	200000078	8/31/2012	(8.32)
88900000	CAP Move-Settlement	UZ	200000078	8/31/2012	(26.84)
88900000	CAP Move-Settlement	UZ	200000078	8/31/2012	(44.12)
88900000	CAP Move-Settlement	UZ	200000078	8/31/2012	(144.40)
88900000	CAP Move-Settlement	UZ	200000078	8/31/2012	(64.92)
88900000	CAP Move-Settlement	UZ	200000078	8/31/2012	(7.44)
88900000	CAP Move-Settlement	UZ	200000080	8/31/2012	(66.90)
88900000	CAP Move-Settlement	UZ	200000080	8/31/2012	(1.70)
88900000	CAP Move-Settlement	UZ	200000080	8/31/2012	(6.46)
88900000	CAP Move-Settlement	UZ	200000080	8/31/2012	(8.51)
88900000	CAP Move-Settlement	UZ	200000092	8/31/2012	(351.30)
88900000	CAP Move-Settlement	UZ	200000092	8/31/2012	(457.94)
88900000	CAP Move-Settlement	UZ	200000069	8/31/2012	(914.21)
88900000	CAP Move-Settlement	UZ	200000069	8/31/2012	(53.08)
88900000	CAP Move-Settlement	UZ	200000069	8/31/2012	(70.30)
88900000	CAP Move-Settlement	UZ	200000069	8/31/2012	(11,299.88)
88900000	CAP Move-Settlement	UZ	200000070	8/31/2012	(88.93)
88900000	CAP Move-Settlement	UZ	200000077	8/31/2012	(8.51)
88900000	CAP Move-Settlement	UZ	200000078	8/31/2012	(1.70)
88900000	CAP Move-Settlement	UZ	200000078	8/31/2012	(6.46)
88900000	CAP Move-Settlement	UZ	200000078	8/31/2012	(7.44)
88900000	CAP Move-Settlement	UZ	200000078	8/31/2012	(66.90)
88900000	CAP Move-Settlement	UZ	200000078	8/31/2012	(8.32)
88900000	CAP Move-Settlement	UZ	200000078	8/31/2012	(44.12)
88900000	CAP Move-Settlement	UZ	200000080	8/31/2012	(144.40)
88900000	CAP Move-Settlement	UZ	200000080	8/31/2012	(26.84)
88900000	CAP Move-Settlement	UZ	200000080	8/31/2012	(64.92)
88900000	CAP Move-Settlement	UZ	200000080	8/31/2012	(28.06)
88900000	CAP Move-Settlement	UZ	200000093	8/31/2012	(283.14)
88900000	CAP Move-Settlement	UZ	200000093	8/31/2012	(217.21)
88900000	CAP Move-Settlement	UZ	200000092	8/31/2012	(34.99)
88900000	CAP Move-Settlement	UZ	200000092	8/31/2012	(45.62)
88900000	CAP Move-Settlement	UZ	200000092	8/31/2012	(45.62)
88900000	CAP Move-Settlement	UZ	200000093	8/31/2012	(45.62)
88900000	CAP Move-Settlement	UZ	200000093	8/31/2012	(0.01)
88900000	CAP Move-Settlement	UZ	200000069	8/31/2012	(7,191.33)
88900000	CAP Move-Settlement	UZ	200000069	8/31/2012	(1,038.76)
88900000	CAP Move-Settlement	UZ	200000069	8/31/2012	(17.61)
88900000	CAP Move-Settlement	UZ	200000069	8/31/2012	(171.78)
88900000	CAP Move-Settlement	UZ	200000070	8/31/2012	(543.83)
88900000	CAP Move-Settlement	UZ	200000070	8/31/2012	(1,208.70)
88900000	CAP Move-Settlement	UZ	200000077	8/31/2012	(65.35)
88900000	CAP Move-Settlement	UZ	200000077	8/31/2012	(50.73)
88900000	CAP Move-Settlement	UZ	200000077	8/31/2012	(58.56)
88900000	CAP Move-Settlement	UZ	200000077	8/31/2012	(66.77)
88900000	CAP Move-Settlement	UZ	200000077	8/31/2012	(525.70)
88900000	CAP Move-Settlement	UZ	200000077	8/31/2012	(210.88)
88900000	CAP Move-Settlement	UZ	200000078	8/31/2012	(346.69)
88900000	CAP Move-Settlement	UZ	200000078	8/31/2012	(13.32)
88900000	CAP Move-Settlement	UZ	200000078	8/31/2012	(220.44)
88900000	CAP Move-Settlement	UZ	200000080	8/31/2012	(1,134.66)
88900000	CAP Move-Settlement	UZ	200000080	8/31/2012	(510.17)
88900000	CAP Move-Settlement	UZ	200000092	8/31/2012	(292.12)
88900000	CAP Move-Settlement	UZ	200000093	8/31/2012	(380.80)
88900000	CAP Move-Settlement	UZ	200000093	8/31/2012	(0.11)
88900000	CAP Move-Settlement	UZ	200000093	8/31/2012	(0.15)
88900000	CAP Move-Settlement	UZ	200000069	8/31/2012	(5.99)
88900000	CAP Move-Settlement	UZ	200000069	8/31/2012	(4,675.53)
88900000	CAP Move-Settlement	UZ	200000070	8/31/2012	(177.07)
88900000	CAP Move-Settlement	UZ	200000070	8/31/2012	(517.71)
88900000	CAP Move-Settlement	UZ	200000070	8/31/2012	(278.99)

Kentucky American Water Company  
Case No. 2012-00520  
Response to PSC DR1, Item 31

Account	Description	Doc Type	Document Number	Posting Date	Amount
88900000	CAP Move-Settlement	UZ	2000000070	8/31/2012	(4,315.71)
88900000	CAP Move-Settlement	UZ	2000000077	8/31/2012	(8.97)
88900000	CAP Move-Settlement	UZ	2000000078	8/31/2012	(39.39)
88900000	CAP Move-Settlement	UZ	2000000078	8/31/2012	(763.31)
88900000	CAP Move-Settlement	UZ	2000000078	8/31/2012	(34.12)
88900000	CAP Move-Settlement	UZ	2000000078	8/31/2012	(233.23)
88900000	CAP Move-Settlement	UZ	2000000078	8/31/2012	(141.87)
88900000	CAP Move-Settlement	UZ	2000000080	8/31/2012	(43.96)
88900000	CAP Move-Settlement	UZ	2000000080	8/31/2012	(148.31)
88900000	CAP Move-Settlement	UZ	2000000080	8/31/2012	(353.65)
88900000	CAP Move-Settlement	UZ	2000000080	8/31/2012	(44.93)
88900000	CAP Move-Settlement	UZ	2000000080	8/31/2012	(343.19)
88900000	CAP Move-Settlement	UZ	2000000092	8/31/2012	(325.34)
88900000	CAP Move-Settlement	UZ	2000000093	8/31/2012	(249.57)
88900000	CAP Move-Settlement	UZ	2000000069	8/31/2012	(1,019.38)
88900000	CAP Move-Settlement	UZ	2000000069	8/31/2012	(47.77)
88900000	CAP Move-Settlement	UZ	2000000070	8/31/2012	(71.85)
88900000	CAP Move-Settlement	UZ	2000000070	8/31/2012	(128.71)
88900000	CAP Move-Settlement	UZ	2000000077	8/31/2012	(50.43)
88900000	CAP Move-Settlement	UZ	2000000077	8/31/2012	(165.03)
88900000	CAP Move-Settlement	UZ	2000000077	8/31/2012	(76.47)
88900000	CAP Move-Settlement	UZ	2000000078	8/31/2012	(1.93)
88900000	CAP Move-Settlement	UZ	2000000078	8/31/2012	(9.70)
88900000	CAP Move-Settlement	UZ	2000000078	8/31/2012	(30.67)
88900000	CAP Move-Settlement	UZ	2000000078	8/31/2012	(32.06)
88900000	CAP Move-Settlement	UZ	2000000080	8/31/2012	(8.51)
88900000	CAP Move-Settlement	UZ	2000000080	8/31/2012	(74.20)
88900000	CAP Move-Settlement	UZ	2000000080	8/31/2012	(7.38)
88900000	CAP Move-Settlement	UZ	2000000080	8/31/2012	(9.51)
88900000	CAP Move-Settlement	UZ	2000000093	8/31/2012	(65.05)
88900000	CAP Move-Settlement	UZ	2000000093	8/31/2012	(49.90)
88900000	CAP Move-Settlement	UZ	2000000069	8/31/2012	(134.57)
88900000	CAP Move-Settlement	UZ	2000000092	8/31/2012	(1.24)
88900000	CAP Move-Settlement	UZ	2000000093	8/31/2012	(0.95)
88900000	CAP Move-Settlement	UZ	2000000069	8/31/2012	(134.57)
88900000	CAP Move-Settlement	UZ	2000000092	8/31/2012	(0.98)
88900000	CAP Move-Settlement	UZ	2000000093	8/31/2012	(1.28)
88900000	CAP Move-Settlement	UZ	2000000069	8/31/2012	(134.57)
88900000	CAP Move-Settlement	UZ	2000000092	8/31/2012	(1.00)
88900000	CAP Move-Settlement	UZ	2000000093	8/31/2012	(1.31)
88900000	CAP Move-Settlement	UZ	2000000069	8/31/2012	(40.16)
88900000	CAP Move-Settlement	UZ	2000000093	8/31/2012	(6.75)
88900000	CAP Move-Settlement	UZ	2000000093	8/31/2012	(5.18)
88900000	CAP Move-Settlement	UZ	2000000070	8/31/2012	(40.16)
88900000	CAP Move-Settlement	UZ	2000000092	8/31/2012	(6.75)
88900000	CAP Move-Settlement	UZ	2000000093	8/31/2012	(5.18)
88900000	CAP Move-Settlement	UZ	2000000069	8/31/2012	(40.16)
88900000	CAP Move-Settlement	UZ	2000000092	8/31/2012	(6.75)
88900000	CAP Move-Settlement	UZ	2000000093	8/31/2012	(5.18)
88900000	CAP Move-Settlement	UZ	2000000092	8/31/2012	(1.21)
88900000	CAP Move-Settlement	UZ	2000000093	8/31/2012	(0.93)
88900000	CAP Move-Settlement	UZ	2000000069	8/31/2012	(489.66)
88900000	CAP Move-Settlement	UZ	2000000092	8/31/2012	(8.61)
88900000	CAP Move-Settlement	UZ	2000000093	8/31/2012	(11.23)
88900000	CAP Move-Settlement	UZ	2000000092	8/31/2012	(0.04)
88900000	CAP Move-Settlement	UZ	2000000093	8/31/2012	(0.05)
88900000	CAP Move-Settlement	UZ	2000000069	8/31/2012	(36.52)
88900000	CAP Move-Settlement	UZ	2000000069	8/31/2012	(394.83)
88900000	CAP Move-Settlement	UZ	2000000070	8/31/2012	(30.63)
88900000	CAP Move-Settlement	UZ	2000000070	8/31/2012	(57.75)
88900000	CAP Move-Settlement	UZ	2000000077	8/31/2012	(13.53)
88900000	CAP Move-Settlement	UZ	2000000077	8/31/2012	(6.64)
88900000	CAP Move-Settlement	UZ	2000000077	8/31/2012	(6.51)
88900000	CAP Move-Settlement	UZ	2000000077	8/31/2012	(360.09)
88900000	CAP Move-Settlement	UZ	2000000077	8/31/2012	(23.21)
88900000	CAP Move-Settlement	UZ	2000000077	8/31/2012	(27.44)
88900000	CAP Move-Settlement	UZ	2000000078	8/31/2012	(79.36)
88900000	CAP Move-Settlement	UZ	2000000080	8/31/2012	(3.78)
88900000	CAP Move-Settlement	UZ	2000000080	8/31/2012	(7.28)
88900000	CAP Move-Settlement	UZ	2000000080	8/31/2012	(3.21)
88900000	CAP Move-Settlement	UZ	2000000080	8/31/2012	(621.36)
88900000	CAP Move-Settlement	UZ	2000000093	8/31/2012	(1.78)
88900000	CAP Move-Settlement	UZ	2000000093	8/31/2012	(1.37)
88900000	CAP Move-Settlement	UZ	2000000093	8/31/2012	(0.43)
88900000	CAP Move-Settlement	UZ	2000000093	8/31/2012	(0.33)
88900000	CAP Move-Settlement	UZ	2000000093	8/31/2012	(16.35)
88900000	CAP Move-Settlement	UZ	2000000093	8/31/2012	(21.31)

Kentucky American Water Company  
Case No. 2012-00520  
Response to PSC DR1, Item 31

Account	Description	Doc Type	Document Number	Posting Date	Amount
88900000	CAP Move-Settlement	UZ	200000069	8/31/2012	(201.85)
88900000	CAP Move-Settlement	UZ	200000093	8/31/2012	(3.83)
88900000	CAP Move-Settlement	UZ	200000093	8/31/2012	(2.94)
88900000	CAP Move-Settlement	UZ	200000070	8/31/2012	(201.85)
88900000	CAP Move-Settlement	UZ	200000092	8/31/2012	(2.94)
88900000	CAP Move-Settlement	UZ	200000092	8/31/2012	(3.83)
88900000	CAP Move-Settlement	UZ	200000093	8/31/2012	(16.34)
88900000	CAP Move-Settlement	UZ	200000093	8/31/2012	(21.31)
88900000	CAP Move-Settlement	UZ	200000092	8/31/2012	(9.16)
88900000	CAP Move-Settlement	UZ	200000092	8/31/2012	(11.94)
88900000	CAP Move-Settlement	UZ	200000092	8/31/2012	(9.16)
88900000	CAP Move-Settlement	UZ	200000093	8/31/2012	(11.94)
88900000	CAP Move-Settlement	UZ	200000092	8/31/2012	(11.94)
88900000	CAP Move-Settlement	UZ	200000093	8/31/2012	(9.16)
88900000	CAP Move-Settlement	UZ	200000092	8/31/2012	(27.47)
88900000	CAP Move-Settlement	UZ	200000092	8/31/2012	(35.81)
88900000	CAP Move-Settlement	UZ	200000092	8/31/2012	(35.81)
88900000	CAP Move-Settlement	UZ	200000093	8/31/2012	(27.47)
88900000	CAP Move-Settlement	UZ	200000092	8/31/2012	(5.71)
88900000	CAP Move-Settlement	UZ	200000093	8/31/2012	(4.38)
88900000	CAP Move-Settlement	UZ	200000093	8/31/2012	(4.38)
88900000	CAP Move-Settlement	UZ	200000093	8/31/2012	(5.71)
88900000	CAP Move-Settlement	UZ	200000093	8/31/2012	(4.38)
88900000	CAP Move-Settlement	UZ	200000093	8/31/2012	(5.71)
88900000	CAP Move-Settlement	UZ	200000092	8/31/2012	(13.11)
88900000	CAP Move-Settlement	UZ	200000092	8/31/2012	(17.09)
88900000	CAP Move-Settlement	UZ	200000092	8/31/2012	(17.09)
88900000	CAP Move-Settlement	UZ	200000093	8/31/2012	(13.11)
88900000	CAP Move-Settlement	UZ	200000070	8/31/2012	(107.66)
88900000	CAP Move-Settlement	UZ	200000092	8/31/2012	(3.27)
88900000	CAP Move-Settlement	UZ	200000093	8/31/2012	(2.51)
88900000	CAP Move-Settlement	UZ	200000093	8/31/2012	(0.01)
88900000	CAP Move-Settlement	UZ	200000092	8/31/2012	(11.24)
88900000	CAP Move-Settlement	UZ	200000093	8/31/2012	(8.62)
88900000	CAP Move-Settlement	UZ	200000092	8/31/2012	(9.84)
88900000	CAP Move-Settlement	UZ	200000092	8/31/2012	(7.55)
88900000	CAP Move-Settlement	UZ	200000093	8/31/2012	(6.85)
88900000	CAP Move-Settlement	UZ	200000093	8/31/2012	(8.93)
88900000	CAP Move-Settlement	UZ	200000092	8/31/2012	(8.93)
88900000	CAP Move-Settlement	UZ	200000092	8/31/2012	(6.85)
88900000	CAP Move-Settlement	UZ	200000092	8/31/2012	(26.80)
88900000	CAP Move-Settlement	UZ	200000093	8/31/2012	(20.56)
88900000	CAP Move-Settlement	UZ	200000092	8/31/2012	(26.80)
88900000	CAP Move-Settlement	UZ	200000093	8/31/2012	(20.56)
88900000	CAP Move-Settlement	UZ	200000092	8/31/2012	(6.85)
88900000	CAP Move-Settlement	UZ	200000093	8/31/2012	(8.93)
88900000	CAP Move-Settlement	UZ	200000069	8/31/2012	(406.37)
88900000	CAP Move-Settlement	UZ	200000069	8/31/2012	(30.73)
88900000	CAP Move-Settlement	UZ	200000070	8/31/2012	(28.16)
88900000	CAP Move-Settlement	UZ	200000070	8/31/2012	(25.04)
88900000	CAP Move-Settlement	UZ	200000077	8/31/2012	(18.91)
88900000	CAP Move-Settlement	UZ	200000077	8/31/2012	(0.73)
88900000	CAP Move-Settlement	UZ	200000077	8/31/2012	(61.89)
88900000	CAP Move-Settlement	UZ	200000078	8/31/2012	(27.80)
88900000	CAP Move-Settlement	UZ	200000078	8/31/2012	(3.20)
88900000	CAP Move-Settlement	UZ	200000078	8/31/2012	(2.77)
88900000	CAP Move-Settlement	UZ	200000078	8/31/2012	(3.63)
88900000	CAP Move-Settlement	UZ	200000078	8/31/2012	(3.57)
88900000	CAP Move-Settlement	UZ	200000080	8/31/2012	(28.68)
88900000	CAP Move-Settlement	UZ	200000080	8/31/2012	(11.50)
88900000	CAP Move-Settlement	UZ	200000080	8/31/2012	(12.02)
88900000	CAP Move-Settlement	UZ	200000093	8/31/2012	(0.47)
88900000	CAP Move-Settlement	UZ	200000093	8/31/2012	(0.61)
88900000	CAP Move-Settlement	UZ	200000069	8/31/2012	(726.83)
88900000	CAP Move-Settlement	UZ	200000069	8/31/2012	(6,336.92)
88900000	CAP Move-Settlement	UZ	200000069	8/31/2012	(74.18)
88900000	CAP Move-Settlement	UZ	200000069	8/31/2012	(36.09)
88900000	CAP Move-Settlement	UZ	200000070	8/31/2012	(56.35)
88900000	CAP Move-Settlement	UZ	200000078	8/31/2012	(55.65)
88900000	CAP Move-Settlement	UZ	200000078	8/31/2012	(37.82)
88900000	CAP Move-Settlement	UZ	200000078	8/31/2012	(23.01)
88900000	CAP Move-Settlement	UZ	200000078	8/31/2012	(7.29)
88900000	CAP Move-Settlement	UZ	200000078	8/31/2012	(123.78)
88900000	CAP Move-Settlement	UZ	200000078	8/31/2012	(1.45)
88900000	CAP Move-Settlement	UZ	200000079	8/31/2012	(57.35)
88900000	CAP Move-Settlement	UZ	200000080	8/31/2012	(24.05)
88900000	CAP Move-Settlement	UZ	200000080	8/31/2012	(6.40)

Kentucky American Water Company  
Case No. 2012-00520  
Response to PSC DR1, Item 31

Account	Description	Doc Type	Document Number	Posting Date	Amount
88900000	CAP Move-Settlement	UZ	200000080	8/31/2012	(5.53)
88900000	CAP Move-Settlement	UZ	200000080	8/31/2012	(7.13)
88900000	CAP Move-Settlement	UZ	200000092	8/31/2012	(6.92)
88900000	CAP Move-Settlement	UZ	200000093	8/31/2012	(5.31)
88900000	CAP Move-Settlement	UZ	200000069	8/31/2012	(390.02)
88900000	CAP Move-Settlement	UZ	200000069	8/31/2012	(28.47)
88900000	CAP Move-Settlement	UZ	200000069	8/31/2012	(13.35)
88900000	CAP Move-Settlement	UZ	200000070	8/31/2012	(432.70)
88900000	CAP Move-Settlement	UZ	200000070	8/31/2012	(57.56)
88900000	CAP Move-Settlement	UZ	200000077	8/31/2012	(61.89)
88900000	CAP Move-Settlement	UZ	200000077	8/31/2012	(2.77)
88900000	CAP Move-Settlement	UZ	200000077	8/31/2012	(12.02)
88900000	CAP Move-Settlement	UZ	200000078	8/31/2012	(3.57)
88900000	CAP Move-Settlement	UZ	200000078	8/31/2012	(3.20)
88900000	CAP Move-Settlement	UZ	200000078	8/31/2012	(11.50)
88900000	CAP Move-Settlement	UZ	200000078	8/31/2012	(18.91)
88900000	CAP Move-Settlement	UZ	200000078	8/31/2012	(0.73)
88900000	CAP Move-Settlement	UZ	200000080	8/31/2012	(27.80)
88900000	CAP Move-Settlement	UZ	200000080	8/31/2012	(3.63)
88900000	CAP Move-Settlement	UZ	200000080	8/31/2012	(28.68)
88900000	CAP Move-Settlement	UZ	200000092	8/31/2012	(1.00)
88900000	CAP Move-Settlement	UZ	200000093	8/31/2012	(0.77)
88900000	CAP Move-Settlement	UZ	200000069	8/31/2012	(153.34)
88900000	CAP Move-Settlement	UZ	200000069	8/31/2012	(3.96)
88900000	CAP Move-Settlement	UZ	200000070	8/31/2012	(5.65)
88900000	CAP Move-Settlement	UZ	200000070	8/31/2012	(5,561.23)
88900000	CAP Move-Settlement	UZ	200000070	8/31/2012	(16.19)
88900000	CAP Move-Settlement	UZ	200000077	8/31/2012	(6.30)
88900000	CAP Move-Settlement	UZ	200000078	8/31/2012	(3.83)
88900000	CAP Move-Settlement	UZ	200000078	8/31/2012	(9.26)
88900000	CAP Move-Settlement	UZ	200000078	8/31/2012	(9.56)
88900000	CAP Move-Settlement	UZ	200000078	8/31/2012	(4.01)
88900000	CAP Move-Settlement	UZ	200000078	8/31/2012	(0.92)
88900000	CAP Move-Settlement	UZ	200000080	8/31/2012	(0.25)
88900000	CAP Move-Settlement	UZ	200000080	8/31/2012	(1.21)
88900000	CAP Move-Settlement	UZ	200000080	8/31/2012	(1.19)
88900000	CAP Move-Settlement	UZ	200000080	8/31/2012	(20.62)
88900000	CAP Move-Settlement	UZ	200000080	8/31/2012	(1.06)
88900000	CAP Move-Settlement	UZ	200000092	8/31/2012	(5.29)
88900000	CAP Move-Settlement	UZ	200000093	8/31/2012	(4.06)
88900000	CAP Move-Settlement	UZ	200000069	8/31/2012	(254.48)
88900000	CAP Move-Settlement	UZ	200000069	8/31/2012	(326.35)
88900000	CAP Move-Settlement	UZ	200000070	8/31/2012	(23.57)
88900000	CAP Move-Settlement	UZ	200000070	8/31/2012	(19.43)
88900000	CAP Move-Settlement	UZ	200000070	8/31/2012	(32.70)
88900000	CAP Move-Settlement	UZ	200000077	8/31/2012	(12.02)
88900000	CAP Move-Settlement	UZ	200000077	8/31/2012	(3.57)
88900000	CAP Move-Settlement	UZ	200000077	8/31/2012	(2.77)
88900000	CAP Move-Settlement	UZ	200000077	8/31/2012	(28.68)
88900000	CAP Move-Settlement	UZ	200000078	8/31/2012	(3.63)
88900000	CAP Move-Settlement	UZ	200000078	8/31/2012	(3.20)
88900000	CAP Move-Settlement	UZ	200000080	8/31/2012	(27.80)
88900000	CAP Move-Settlement	UZ	200000080	8/31/2012	(61.89)
88900000	CAP Move-Settlement	UZ	200000080	8/31/2012	(18.91)
88900000	CAP Move-Settlement	UZ	200000080	8/31/2012	(11.50)
88900000	CAP Move-Settlement	UZ	200000080	8/31/2012	(0.73)
88900000	CAP Move-Settlement	UZ	200000093	8/31/2012	(0.58)
88900000	CAP Move-Settlement	UZ	200000093	8/31/2012	(0.76)
88900000	CAP Move-Settlement	UZ	200000069	8/31/2012	(19.27)
88900000	CAP Move-Settlement	UZ	200000070	8/31/2012	(254.48)
88900000	CAP Move-Settlement	UZ	200000070	8/31/2012	(324.47)
88900000	CAP Move-Settlement	UZ	200000070	8/31/2012	(23.45)
88900000	CAP Move-Settlement	UZ	200000070	8/31/2012	(32.70)
88900000	CAP Move-Settlement	UZ	200000077	8/31/2012	(3.20)
88900000	CAP Move-Settlement	UZ	200000077	8/31/2012	(12.02)
88900000	CAP Move-Settlement	UZ	200000077	8/31/2012	(3.57)
88900000	CAP Move-Settlement	UZ	200000077	8/31/2012	(2.77)
88900000	CAP Move-Settlement	UZ	200000077	8/31/2012	(28.68)
88900000	CAP Move-Settlement	UZ	200000078	8/31/2012	(18.91)
88900000	CAP Move-Settlement	UZ	200000078	8/31/2012	(11.50)
88900000	CAP Move-Settlement	UZ	200000078	8/31/2012	(0.73)
88900000	CAP Move-Settlement	UZ	200000078	8/31/2012	(3.63)
88900000	CAP Move-Settlement	UZ	200000078	8/31/2012	(61.89)
88900000	CAP Move-Settlement	UZ	200000080	8/31/2012	(27.80)
88900000	CAP Move-Settlement	UZ	200000092	8/31/2012	(0.58)
88900000	CAP Move-Settlement	UZ	200000092	8/31/2012	(0.76)
88900000	CAP Move-Settlement	UZ	200000069	8/31/2012	(20.54)

Kentucky American Water Company  
Case No. 2012-00520  
Response to PSC DR1, Item 31

Account	Description	Doc Type	Document Number	Posting Date	Amount
88900000	CAP Move-Settlement	UZ	2000000069	8/31/2012	(338.28)
88900000	CAP Move-Settlement	UZ	2000000069	8/31/2012	(35.05)
88900000	CAP Move-Settlement	UZ	2000000070	8/31/2012	(254.48)
88900000	CAP Move-Settlement	UZ	2000000070	8/31/2012	(24.44)
88900000	CAP Move-Settlement	UZ	2000000077	8/31/2012	(18.91)
88900000	CAP Move-Settlement	UZ	2000000077	8/31/2012	(12.02)
88900000	CAP Move-Settlement	UZ	2000000077	8/31/2012	(11.50)
88900000	CAP Move-Settlement	UZ	2000000077	8/31/2012	(27.80)
88900000	CAP Move-Settlement	UZ	2000000078	8/31/2012	(61.89)
88900000	CAP Move-Settlement	UZ	2000000078	8/31/2012	(0.73)
88900000	CAP Move-Settlement	UZ	2000000078	8/31/2012	(28.68)
88900000	CAP Move-Settlement	UZ	2000000080	8/31/2012	(2.77)
88900000	CAP Move-Settlement	UZ	2000000080	8/31/2012	(3.20)
88900000	CAP Move-Settlement	UZ	2000000080	8/31/2012	(3.57)
88900000	CAP Move-Settlement	UZ	2000000080	8/31/2012	(3.63)
88900000	CAP Move-Settlement	UZ	2000000092	8/31/2012	(0.77)
88900000	CAP Move-Settlement	UZ	2000000093	8/31/2012	(0.59)
88900000	CAP Move-Settlement	UZ	2000000069	8/31/2012	(33,992.37)
88900000	CAP Move-Settlement	UZ	2000000070	8/31/2012	(29.33)
88900000	CAP Move-Settlement	UZ	2000000070	8/31/2012	(86.13)
88900000	CAP Move-Settlement	UZ	2000000070	8/31/2012	(368.12)
88900000	CAP Move-Settlement	UZ	2000000070	8/31/2012	(9.13)
88900000	CAP Move-Settlement	UZ	2000000077	8/31/2012	(2.77)
88900000	CAP Move-Settlement	UZ	2000000077	8/31/2012	(11.50)
88900000	CAP Move-Settlement	UZ	2000000077	8/31/2012	(18.91)
88900000	CAP Move-Settlement	UZ	2000000077	8/31/2012	(3.20)
88900000	CAP Move-Settlement	UZ	2000000078	8/31/2012	(27.80)
88900000	CAP Move-Settlement	UZ	2000000078	8/31/2012	(3.57)
88900000	CAP Move-Settlement	UZ	2000000078	8/31/2012	(0.73)
88900000	CAP Move-Settlement	UZ	2000000078	8/31/2012	(28.68)
88900000	CAP Move-Settlement	UZ	2000000078	8/31/2012	(61.89)
88900000	CAP Move-Settlement	UZ	2000000080	8/31/2012	(3.63)
88900000	CAP Move-Settlement	UZ	2000000080	8/31/2012	(12.02)
88900000	CAP Move-Settlement	UZ	2000000092	8/31/2012	(24.26)
88900000	CAP Move-Settlement	UZ	2000000093	8/31/2012	(31.63)
88900000	CAP Move-Settlement	UZ	2000000069	8/31/2012	(181.54)
88900000	CAP Move-Settlement	UZ	2000000069	8/31/2012	(909.88)
88900000	CAP Move-Settlement	UZ	2000000070	8/31/2012	(70.48)
88900000	CAP Move-Settlement	UZ	2000000070	8/31/2012	(42.53)
88900000	CAP Move-Settlement	UZ	2000000070	8/31/2012	(44,807.21)
88900000	CAP Move-Settlement	UZ	2000000077	8/31/2012	(66.90)
88900000	CAP Move-Settlement	UZ	2000000077	8/31/2012	(1.70)
88900000	CAP Move-Settlement	UZ	2000000078	8/31/2012	(8.32)
88900000	CAP Move-Settlement	UZ	2000000078	8/31/2012	(144.40)
88900000	CAP Move-Settlement	UZ	2000000078	8/31/2012	(26.84)
88900000	CAP Move-Settlement	UZ	2000000078	8/31/2012	(8.51)
88900000	CAP Move-Settlement	UZ	2000000078	8/31/2012	(6.46)
88900000	CAP Move-Settlement	UZ	2000000078	8/31/2012	(64.92)
88900000	CAP Move-Settlement	UZ	2000000078	8/31/2012	(28.06)
88900000	CAP Move-Settlement	UZ	2000000080	8/31/2012	(44.12)
88900000	CAP Move-Settlement	UZ	2000000080	8/31/2012	(7.44)
88900000	CAP Move-Settlement	UZ	2000000093	8/31/2012	(42.36)
88900000	CAP Move-Settlement	UZ	2000000093	8/31/2012	(32.49)
88900000	CAP Move-Settlement	UZ	2000000069	8/31/2012	(2,112.56)
88900000	CAP Move-Settlement	UZ	2000000069	8/31/2012	(29,835.41)
88900000	CAP Move-Settlement	UZ	2000000069	8/31/2012	(238.12)
88900000	CAP Move-Settlement	UZ	2000000069	8/31/2012	(119.95)
88900000	CAP Move-Settlement	UZ	2000000069	8/31/2012	(57.15)
88900000	CAP Move-Settlement	UZ	2000000077	8/31/2012	(107.16)
88900000	CAP Move-Settlement	UZ	2000000077	8/31/2012	(20.63)
88900000	CAP Move-Settlement	UZ	2000000077	8/31/2012	(68.13)
88900000	CAP Move-Settlement	UZ	2000000077	8/31/2012	(4.11)
88900000	CAP Move-Settlement	UZ	2000000077	8/31/2012	(18.11)
88900000	CAP Move-Settlement	UZ	2000000078	8/31/2012	(15.68)
88900000	CAP Move-Settlement	UZ	2000000078	8/31/2012	(162.50)
88900000	CAP Move-Settlement	UZ	2000000078	8/31/2012	(350.72)
88900000	CAP Move-Settlement	UZ	2000000078	8/31/2012	(65.18)
88900000	CAP Move-Settlement	UZ	2000000078	8/31/2012	(157.69)
88900000	CAP Move-Settlement	UZ	2000000080	8/31/2012	(20.20)
88900000	CAP Move-Settlement	UZ	2000000092	8/31/2012	(23.35)
88900000	CAP Move-Settlement	UZ	2000000093	8/31/2012	(30.43)
88900000	CAP Move-Settlement	UZ	2000000069	8/31/2012	(29.52)
88900000	CAP Move-Settlement	UZ	2000000069	8/31/2012	(510.45)
88900000	CAP Move-Settlement	UZ	2000000069	8/31/2012	(68.55)
88900000	CAP Move-Settlement	UZ	2000000069	8/31/2012	(47.22)
88900000	CAP Move-Settlement	UZ	2000000077	8/31/2012	(4.75)
88900000	CAP Move-Settlement	UZ	2000000077	8/31/2012	(37.11)

Kentucky American Water Company  
Case No. 2012-00520  
Response to PSC DR1, Item 31

Account	Description	Doc Type	Document Number	Posting Date	Amount
88900000	CAP Move-Settlement	UZ	200000078	8/31/2012	(25.21)
88900000	CAP Move-Settlement	UZ	200000078	8/31/2012	(38.23)
88900000	CAP Move-Settlement	UZ	200000078	8/31/2012	(4.26)
88900000	CAP Move-Settlement	UZ	200000078	8/31/2012	(15.34)
88900000	CAP Move-Settlement	UZ	200000078	8/31/2012	(3.69)
88900000	CAP Move-Settlement	UZ	200000080	8/31/2012	(82.53)
88900000	CAP Move-Settlement	UZ	200000080	8/31/2012	(4.86)
88900000	CAP Move-Settlement	UZ	200000080	8/31/2012	(16.03)
88900000	CAP Move-Settlement	UZ	200000080	8/31/2012	(0.97)
88900000	CAP Move-Settlement	UZ	200000092	8/31/2012	(0.81)
88900000	CAP Move-Settlement	UZ	200000093	8/31/2012	(0.62)
88900000	CAP Move-Settlement	UZ	200000069	8/31/2012	(75.62)
88900000	CAP Move-Settlement	UZ	200000069	8/31/2012	(512.39)
88900000	CAP Move-Settlement	UZ	200000069	8/31/2012	(29.68)
88900000	CAP Move-Settlement	UZ	200000070	8/31/2012	(32.91)
88900000	CAP Move-Settlement	UZ	200000077	8/31/2012	(15.34)
88900000	CAP Move-Settlement	UZ	200000077	8/31/2012	(3.69)
88900000	CAP Move-Settlement	UZ	200000077	8/31/2012	(37.11)
88900000	CAP Move-Settlement	UZ	200000077	8/31/2012	(4.26)
88900000	CAP Move-Settlement	UZ	200000078	8/31/2012	(38.23)
88900000	CAP Move-Settlement	UZ	200000078	8/31/2012	(82.53)
88900000	CAP Move-Settlement	UZ	200000078	8/31/2012	(16.03)
88900000	CAP Move-Settlement	UZ	200000080	8/31/2012	(25.21)
88900000	CAP Move-Settlement	UZ	200000080	8/31/2012	(4.86)
88900000	CAP Move-Settlement	UZ	200000080	8/31/2012	(4.75)
88900000	CAP Move-Settlement	UZ	200000080	8/31/2012	(0.97)
88900000	CAP Move-Settlement	UZ	200000092	8/31/2012	(0.81)
88900000	CAP Move-Settlement	UZ	200000092	8/31/2012	(0.62)
88900000	CAP Move-Settlement	UZ	200000069	8/31/2012	(5.66)
88900000	CAP Move-Settlement	UZ	200000069	8/31/2012	(21.92)
88900000	CAP Move-Settlement	UZ	200000070	8/31/2012	(193.61)
88900000	CAP Move-Settlement	UZ	200000070	8/31/2012	(17.90)
88900000	CAP Move-Settlement	UZ	200000077	8/31/2012	(2.38)
88900000	CAP Move-Settlement	UZ	200000077	8/31/2012	(19.11)
88900000	CAP Move-Settlement	UZ	200000078	8/31/2012	(41.26)
88900000	CAP Move-Settlement	UZ	200000078	8/31/2012	(18.55)
88900000	CAP Move-Settlement	UZ	200000078	8/31/2012	(7.67)
88900000	CAP Move-Settlement	UZ	200000078	8/31/2012	(8.02)
88900000	CAP Move-Settlement	UZ	200000078	8/31/2012	(1.84)
88900000	CAP Move-Settlement	UZ	200000078	8/31/2012	(0.49)
88900000	CAP Move-Settlement	UZ	200000080	8/31/2012	(2.15)
88900000	CAP Move-Settlement	UZ	200000080	8/31/2012	(12.61)
88900000	CAP Move-Settlement	UZ	200000080	8/31/2012	(2.44)
88900000	CAP Move-Settlement	UZ	200000092	8/31/2012	(0.25)
88900000	CAP Move-Settlement	UZ	200000093	8/31/2012	(0.32)
88900000	CAP Move-Settlement	UZ	200000070	8/31/2012	(696.98)
88900000	CAP Move-Settlement	UZ	200000093	8/31/2012	(0.64)
88900000	CAP Move-Settlement	UZ	200000093	8/31/2012	(0.49)
88900000	CAP Move-Settlement	UZ	200000070	8/31/2012	(560.69)
88900000	CAP Move-Settlement	UZ	200000093	8/31/2012	(0.39)
88900000	CAP Move-Settlement	UZ	200000093	8/31/2012	(0.51)
88900000	CAP Move-Settlement	UZ	200000069	8/31/2012	(9,480.54)
88900000	CAP Move-Settlement	UZ	200000069	8/31/2012	(26.94)
88900000	CAP Move-Settlement	UZ	200000069	8/31/2012	(4.07)
88900000	CAP Move-Settlement	UZ	200000070	8/31/2012	(194.42)
88900000	CAP Move-Settlement	UZ	200000070	8/31/2012	(14.41)
88900000	CAP Move-Settlement	UZ	200000078	8/31/2012	(8.02)
88900000	CAP Move-Settlement	UZ	200000078	8/31/2012	(2.44)
88900000	CAP Move-Settlement	UZ	200000078	8/31/2012	(41.26)
88900000	CAP Move-Settlement	UZ	200000078	8/31/2012	(2.15)
88900000	CAP Move-Settlement	UZ	200000078	8/31/2012	(7.67)
88900000	CAP Move-Settlement	UZ	200000078	8/31/2012	(1.84)
88900000	CAP Move-Settlement	UZ	200000080	8/31/2012	(2.38)
88900000	CAP Move-Settlement	UZ	200000080	8/31/2012	(19.11)
88900000	CAP Move-Settlement	UZ	200000080	8/31/2012	(12.61)
88900000	CAP Move-Settlement	UZ	200000080	8/31/2012	(0.49)
88900000	CAP Move-Settlement	UZ	200000080	8/31/2012	(18.55)
88900000	CAP Move-Settlement	UZ	200000093	8/31/2012	(6.89)
88900000	CAP Move-Settlement	UZ	200000093	8/31/2012	(8.98)
88900000	CAP Move-Settlement	UZ	200000069	8/31/2012	(112.50)
88900000	CAP Move-Settlement	UZ	200000069	8/31/2012	(9,480.54)
88900000	CAP Move-Settlement	UZ	200000069	8/31/2012	(630.42)
88900000	CAP Move-Settlement	UZ	200000070	8/31/2012	(48.89)
88900000	CAP Move-Settlement	UZ	200000070	8/31/2012	(32.06)
88900000	CAP Move-Settlement	UZ	200000077	8/31/2012	(20.04)
88900000	CAP Move-Settlement	UZ	200000077	8/31/2012	(19.17)
88900000	CAP Move-Settlement	UZ	200000077	8/31/2012	(46.37)

Kentucky American Water Company  
Case No. 2012-00520  
Response to PSC DR1, Item 31

Account	Description	Doc Type	Document Number	Posting Date	Amount
88900000	CAP Move-Settlement	UZ	200000078	8/31/2012	(103.15)
88900000	CAP Move-Settlement	UZ	200000078	8/31/2012	(5.33)
88900000	CAP Move-Settlement	UZ	200000078	8/31/2012	(1.21)
88900000	CAP Move-Settlement	UZ	200000078	8/31/2012	(31.52)
88900000	CAP Move-Settlement	UZ	200000078	8/31/2012	(47.79)
88900000	CAP Move-Settlement	UZ	200000078	8/31/2012	(5.94)
88900000	CAP Move-Settlement	UZ	200000078	8/31/2012	(6.07)
88900000	CAP Move-Settlement	UZ	200000080	8/31/2012	(4.61)
88900000	CAP Move-Settlement	UZ	200000092	8/31/2012	(9.67)
88900000	CAP Move-Settlement	UZ	200000093	8/31/2012	(7.42)
88900000	CAP Move-Settlement	UZ	200000070	8/31/2012	(194.56)
88900000	CAP Move-Settlement	UZ	200000070	8/31/2012	(11.38)
88900000	CAP Move-Settlement	UZ	200000070	8/31/2012	(15.31)
88900000	CAP Move-Settlement	UZ	200000070	8/31/2012	(9.41)
88900000	CAP Move-Settlement	UZ	200000070	8/31/2012	(9,480.54)
88900000	CAP Move-Settlement	UZ	200000077	8/31/2012	(2.44)
88900000	CAP Move-Settlement	UZ	200000077	8/31/2012	(7.67)
88900000	CAP Move-Settlement	UZ	200000078	8/31/2012	(0.49)
88900000	CAP Move-Settlement	UZ	200000078	8/31/2012	(41.26)
88900000	CAP Move-Settlement	UZ	200000078	8/31/2012	(19.11)
88900000	CAP Move-Settlement	UZ	200000078	8/31/2012	(2.38)
88900000	CAP Move-Settlement	UZ	200000078	8/31/2012	(2.15)
88900000	CAP Move-Settlement	UZ	200000078	8/31/2012	(12.61)
88900000	CAP Move-Settlement	UZ	200000078	8/31/2012	(8.02)
88900000	CAP Move-Settlement	UZ	200000078	8/31/2012	(18.55)
88900000	CAP Move-Settlement	UZ	200000080	8/31/2012	(1.84)
88900000	CAP Move-Settlement	UZ	200000093	8/31/2012	(6.88)
88900000	CAP Move-Settlement	UZ	200000093	8/31/2012	(8.97)
88900000	CAP Move-Settlement	UZ	200000069	8/31/2012	(36.16)
88900000	CAP Move-Settlement	UZ	200000069	8/31/2012	(732.21)
88900000	CAP Move-Settlement	UZ	200000070	8/31/2012	(74.78)
88900000	CAP Move-Settlement	UZ	200000070	8/31/2012	(6,336.92)
88900000	CAP Move-Settlement	UZ	200000070	8/31/2012	(56.63)
88900000	CAP Move-Settlement	UZ	200000077	8/31/2012	(55.65)
88900000	CAP Move-Settlement	UZ	200000077	8/31/2012	(57.35)
88900000	CAP Move-Settlement	UZ	200000077	8/31/2012	(123.78)
88900000	CAP Move-Settlement	UZ	200000078	8/31/2012	(1.45)
88900000	CAP Move-Settlement	UZ	200000078	8/31/2012	(6.40)
88900000	CAP Move-Settlement	UZ	200000078	8/31/2012	(7.13)
88900000	CAP Move-Settlement	UZ	200000078	8/31/2012	(7.29)
88900000	CAP Move-Settlement	UZ	200000078	8/31/2012	(5.53)
88900000	CAP Move-Settlement	UZ	200000078	8/31/2012	(24.05)
88900000	CAP Move-Settlement	UZ	200000080	8/31/2012	(23.01)
88900000	CAP Move-Settlement	UZ	200000080	8/31/2012	(37.82)
88900000	CAP Move-Settlement	UZ	200000092	8/31/2012	(6.92)
88900000	CAP Move-Settlement	UZ	200000093	8/31/2012	(5.31)
88900000	CAP Move-Settlement	UZ	200000069	8/31/2012	(17.56)
88900000	CAP Move-Settlement	UZ	200000069	8/31/2012	(295.29)
88900000	CAP Move-Settlement	UZ	200000070	8/31/2012	(14.10)
88900000	CAP Move-Settlement	UZ	200000070	8/31/2012	(20.84)
88900000	CAP Move-Settlement	UZ	200000077	8/31/2012	(18.55)
88900000	CAP Move-Settlement	UZ	200000077	8/31/2012	(19.11)
88900000	CAP Move-Settlement	UZ	200000078	8/31/2012	(8.02)
88900000	CAP Move-Settlement	UZ	200000078	8/31/2012	(2.44)
88900000	CAP Move-Settlement	UZ	200000078	8/31/2012	(7.67)
88900000	CAP Move-Settlement	UZ	200000078	8/31/2012	(41.26)
88900000	CAP Move-Settlement	UZ	200000080	8/31/2012	(0.49)
88900000	CAP Move-Settlement	UZ	200000080	8/31/2012	(1.84)
88900000	CAP Move-Settlement	UZ	200000080	8/31/2012	(2.15)
88900000	CAP Move-Settlement	UZ	200000080	8/31/2012	(2.38)
88900000	CAP Move-Settlement	UZ	200000080	8/31/2012	(12.61)
88900000	CAP Move-Settlement	UZ	200000092	8/31/2012	(0.33)
88900000	CAP Move-Settlement	UZ	200000093	8/31/2012	(0.42)
88900000	CAP Move-Settlement	UZ	200000069	8/31/2012	(16.84)
88900000	CAP Move-Settlement	UZ	200000069	8/31/2012	(8.59)
88900000	CAP Move-Settlement	UZ	200000070	8/31/2012	(224.00)
88900000	CAP Move-Settlement	UZ	200000070	8/31/2012	(10.99)
88900000	CAP Move-Settlement	UZ	200000077	8/31/2012	(2.44)
88900000	CAP Move-Settlement	UZ	200000077	8/31/2012	(2.15)
88900000	CAP Move-Settlement	UZ	200000077	8/31/2012	(19.11)
88900000	CAP Move-Settlement	UZ	200000078	8/31/2012	(7.67)
88900000	CAP Move-Settlement	UZ	200000078	8/31/2012	(41.26)
88900000	CAP Move-Settlement	UZ	200000078	8/31/2012	(18.55)
88900000	CAP Move-Settlement	UZ	200000078	8/31/2012	(1.84)
88900000	CAP Move-Settlement	UZ	200000080	8/31/2012	(8.02)
88900000	CAP Move-Settlement	UZ	200000080	8/31/2012	(0.49)
88900000	CAP Move-Settlement	UZ	200000080	8/31/2012	(12.61)



Kentucky American Water Company  
Case No. 2012-00520  
Response to PSC DR1, Item 31

Account	Description	Doc Type	Document Number	Posting Date	Amount
88900000	CAP Move-Settlement	UZ	200000080	8/31/2012	(2.38)
88900000	CAP Move-Settlement	UZ	200000093	8/31/2012	(0.26)
88900000	CAP Move-Settlement	UZ	200000093	8/31/2012	(0.34)
88900000	CAP Move-Settlement	UZ	200000070	8/31/2012	(16.66)
88900000	CAP Move-Settlement	UZ	200000070	8/31/2012	(330.93)
88900000	CAP Move-Settlement	UZ	200000070	8/31/2012	(30.12)
88900000	CAP Move-Settlement	UZ	200000070	8/31/2012	(11.16)
88900000	CAP Move-Settlement	UZ	200000077	8/31/2012	(3.63)
88900000	CAP Move-Settlement	UZ	200000077	8/31/2012	(11.50)
88900000	CAP Move-Settlement	UZ	200000077	8/31/2012	(61.89)
88900000	CAP Move-Settlement	UZ	200000078	8/31/2012	(3.20)
88900000	CAP Move-Settlement	UZ	200000078	8/31/2012	(12.02)
88900000	CAP Move-Settlement	UZ	200000078	8/31/2012	(2.77)
88900000	CAP Move-Settlement	UZ	200000078	8/31/2012	(18.91)
88900000	CAP Move-Settlement	UZ	200000078	8/31/2012	(3.57)
88900000	CAP Move-Settlement	UZ	200000080	8/31/2012	(28.68)
88900000	CAP Move-Settlement	UZ	200000080	8/31/2012	(27.80)
88900000	CAP Move-Settlement	UZ	200000080	8/31/2012	(0.73)
88900000	CAP Move-Settlement	UZ	200000092	8/31/2012	(0.39)
88900000	CAP Move-Settlement	UZ	200000093	8/31/2012	(0.51)
88900000	CAP Move-Settlement	UZ	200000069	8/31/2012	(10,528.23)
88900000	CAP Move-Settlement	UZ	200000069	8/31/2012	(2.23)
88900000	CAP Move-Settlement	UZ	200000070	8/31/2012	(197.53)
88900000	CAP Move-Settlement	UZ	200000070	8/31/2012	(18.27)
88900000	CAP Move-Settlement	UZ	200000070	8/31/2012	(16.67)
88900000	CAP Move-Settlement	UZ	200000077	8/31/2012	(0.49)
88900000	CAP Move-Settlement	UZ	200000077	8/31/2012	(12.61)
88900000	CAP Move-Settlement	UZ	200000077	8/31/2012	(7.67)
88900000	CAP Move-Settlement	UZ	200000078	8/31/2012	(19.11)
88900000	CAP Move-Settlement	UZ	200000078	8/31/2012	(8.02)
88900000	CAP Move-Settlement	UZ	200000078	8/31/2012	(18.55)
88900000	CAP Move-Settlement	UZ	200000078	8/31/2012	(41.26)
88900000	CAP Move-Settlement	UZ	200000078	8/31/2012	(2.44)
88900000	CAP Move-Settlement	UZ	200000078	8/31/2012	(2.15)
88900000	CAP Move-Settlement	UZ	200000080	8/31/2012	(1.84)
88900000	CAP Move-Settlement	UZ	200000080	8/31/2012	(2.38)
88900000	CAP Move-Settlement	UZ	200000092	8/31/2012	(7.62)
88900000	CAP Move-Settlement	UZ	200000093	8/31/2012	(9.93)
88900000	CAP Move-Settlement	UZ	200000069	8/31/2012	(14.68)
88900000	CAP Move-Settlement	UZ	200000069	8/31/2012	(9.09)
88900000	CAP Move-Settlement	UZ	200000069	8/31/2012	(43.01)
88900000	CAP Move-Settlement	UZ	200000069	8/31/2012	(11,003.18)
88900000	CAP Move-Settlement	UZ	200000070	8/31/2012	(564.01)
88900000	CAP Move-Settlement	UZ	200000077	8/31/2012	(4.86)
88900000	CAP Move-Settlement	UZ	200000077	8/31/2012	(0.97)
88900000	CAP Move-Settlement	UZ	200000078	8/31/2012	(4.26)
88900000	CAP Move-Settlement	UZ	200000078	8/31/2012	(16.03)
88900000	CAP Move-Settlement	UZ	200000078	8/31/2012	(37.11)
88900000	CAP Move-Settlement	UZ	200000078	8/31/2012	(4.75)
88900000	CAP Move-Settlement	UZ	200000078	8/31/2012	(15.34)
88900000	CAP Move-Settlement	UZ	200000078	8/31/2012	(38.23)
88900000	CAP Move-Settlement	UZ	200000078	8/31/2012	(82.53)
88900000	CAP Move-Settlement	UZ	200000080	8/31/2012	(3.69)
88900000	CAP Move-Settlement	UZ	200000080	8/31/2012	(25.21)
88900000	CAP Move-Settlement	UZ	200000092	8/31/2012	(10.83)
88900000	CAP Move-Settlement	UZ	200000092	8/31/2012	(8.31)
88900000	CAP Move-Settlement	UZ	200000069	8/31/2012	(7.20)
88900000	CAP Move-Settlement	UZ	200000069	8/31/2012	(2,293.10)
88900000	CAP Move-Settlement	UZ	200000070	8/31/2012	(2.05)
88900000	CAP Move-Settlement	UZ	200000070	8/31/2012	(58.95)
88900000	CAP Move-Settlement	UZ	200000070	8/31/2012	(3.95)
88900000	CAP Move-Settlement	UZ	200000092	8/31/2012	(1.66)
88900000	CAP Move-Settlement	UZ	200000093	8/31/2012	(2.16)
88900000	CAP Move-Settlement	UZ	200000070	8/31/2012	(3,357.22)
88900000	CAP Move-Settlement	UZ	200000092	8/31/2012	(2.35)
88900000	CAP Move-Settlement	UZ	200000093	8/31/2012	(3.06)
88900000	CAP Move-Settlement	UZ	200000069	8/31/2012	(24.31)
88900000	CAP Move-Settlement	UZ	200000069	8/31/2012	(26.12)
88900000	CAP Move-Settlement	UZ	200000070	8/31/2012	(26.61)
88900000	CAP Move-Settlement	UZ	200000070	8/31/2012	(3,357.22)
88900000	CAP Move-Settlement	UZ	200000070	8/31/2012	(294.00)
88900000	CAP Move-Settlement	UZ	200000077	8/31/2012	(8.02)
88900000	CAP Move-Settlement	UZ	200000077	8/31/2012	(12.61)
88900000	CAP Move-Settlement	UZ	200000078	8/31/2012	(1.84)
88900000	CAP Move-Settlement	UZ	200000078	8/31/2012	(0.49)
88900000	CAP Move-Settlement	UZ	200000078	8/31/2012	(2.15)
88900000	CAP Move-Settlement	UZ	200000078	8/31/2012	(41.26)

Kentucky American Water Company  
Case No. 2012-00520  
Response to PSC DR1, Item 31

Account	Description	Doc Type	Document Number	Posting Date	Amount
88900000	CAP Move-Settlement	UZ	200000078	8/31/2012	(7.67)
88900000	CAP Move-Settlement	UZ	200000078	8/31/2012	(19.11)
88900000	CAP Move-Settlement	UZ	200000078	8/31/2012	(2.44)
88900000	CAP Move-Settlement	UZ	200000080	8/31/2012	(2.38)
88900000	CAP Move-Settlement	UZ	200000080	8/31/2012	(18.55)
88900000	CAP Move-Settlement	UZ	200000093	8/31/2012	(3.51)
88900000	CAP Move-Settlement	UZ	200000093	8/31/2012	(2.69)
88900000	CAP Move-Settlement	UZ	200000069	8/31/2012	(23.89)
88900000	CAP Move-Settlement	UZ	200000069	8/31/2012	(173.20)
88900000	CAP Move-Settlement	UZ	200000069	8/31/2012	(3,357.22)
88900000	CAP Move-Settlement	UZ	200000070	8/31/2012	(4.33)
88900000	CAP Move-Settlement	UZ	200000070	8/31/2012	(13.02)
88900000	CAP Move-Settlement	UZ	200000077	8/31/2012	(3.83)
88900000	CAP Move-Settlement	UZ	200000077	8/31/2012	(20.62)
88900000	CAP Move-Settlement	UZ	200000078	8/31/2012	(1.06)
88900000	CAP Move-Settlement	UZ	200000078	8/31/2012	(6.30)
88900000	CAP Move-Settlement	UZ	200000078	8/31/2012	(9.26)
88900000	CAP Move-Settlement	UZ	200000078	8/31/2012	(1.19)
88900000	CAP Move-Settlement	UZ	200000078	8/31/2012	(4.01)
88900000	CAP Move-Settlement	UZ	200000078	8/31/2012	(9.56)
88900000	CAP Move-Settlement	UZ	200000080	8/31/2012	(0.25)
88900000	CAP Move-Settlement	UZ	200000080	8/31/2012	(1.21)
88900000	CAP Move-Settlement	UZ	200000080	8/31/2012	(0.92)
88900000	CAP Move-Settlement	UZ	200000092	8/31/2012	(2.54)
88900000	CAP Move-Settlement	UZ	200000093	8/31/2012	(3.31)
88900000	CAP Move-Settlement	UZ	200000069	8/31/2012	(6.02)
88900000	CAP Move-Settlement	UZ	200000070	8/31/2012	(7.89)
88900000	CAP Move-Settlement	UZ	200000070	8/31/2012	(6,537.10)
88900000	CAP Move-Settlement	UZ	200000070	8/31/2012	(15.99)
88900000	CAP Move-Settlement	UZ	200000070	8/31/2012	(160.48)
88900000	CAP Move-Settlement	UZ	200000077	8/31/2012	(0.92)
88900000	CAP Move-Settlement	UZ	200000077	8/31/2012	(9.26)
88900000	CAP Move-Settlement	UZ	200000077	8/31/2012	(1.19)
88900000	CAP Move-Settlement	UZ	200000077	8/31/2012	(1.06)
88900000	CAP Move-Settlement	UZ	200000078	8/31/2012	(1.21)
88900000	CAP Move-Settlement	UZ	200000078	8/31/2012	(9.56)
88900000	CAP Move-Settlement	UZ	200000078	8/31/2012	(3.83)
88900000	CAP Move-Settlement	UZ	200000080	8/31/2012	(20.62)
88900000	CAP Move-Settlement	UZ	200000080	8/31/2012	(6.30)
88900000	CAP Move-Settlement	UZ	200000080	8/31/2012	(0.25)
88900000	CAP Move-Settlement	UZ	200000080	8/31/2012	(4.01)
88900000	CAP Move-Settlement	UZ	200000092	8/31/2012	(6.19)
88900000	CAP Move-Settlement	UZ	200000093	8/31/2012	(4.75)
88900000	CAP Move-Settlement	UZ	200000069	8/31/2012	(6,537.10)
88900000	CAP Move-Settlement	UZ	200000069	8/31/2012	(2.08)
88900000	CAP Move-Settlement	UZ	200000070	8/31/2012	(3.16)
88900000	CAP Move-Settlement	UZ	200000070	8/31/2012	(103.78)
88900000	CAP Move-Settlement	UZ	200000070	8/31/2012	(12.71)
88900000	CAP Move-Settlement	UZ	200000077	8/31/2012	(9.56)
88900000	CAP Move-Settlement	UZ	200000077	8/31/2012	(1.06)
88900000	CAP Move-Settlement	UZ	200000077	8/31/2012	(3.83)
88900000	CAP Move-Settlement	UZ	200000078	8/31/2012	(4.01)
88900000	CAP Move-Settlement	UZ	200000078	8/31/2012	(0.25)
88900000	CAP Move-Settlement	UZ	200000078	8/31/2012	(0.92)
88900000	CAP Move-Settlement	UZ	200000078	8/31/2012	(20.62)
88900000	CAP Move-Settlement	UZ	200000078	8/31/2012	(9.26)
88900000	CAP Move-Settlement	UZ	200000080	8/31/2012	(1.19)
88900000	CAP Move-Settlement	UZ	200000080	8/31/2012	(1.21)
88900000	CAP Move-Settlement	UZ	200000080	8/31/2012	(6.30)
88900000	CAP Move-Settlement	UZ	200000092	8/31/2012	(6.13)
88900000	CAP Move-Settlement	UZ	200000093	8/31/2012	(4.70)
88900000	CAP Move-Settlement	UZ	200000070	8/31/2012	(6,336.92)
88900000	CAP Move-Settlement	UZ	200000070	8/31/2012	(34.57)
88900000	CAP Move-Settlement	UZ	200000070	8/31/2012	(54.88)
88900000	CAP Move-Settlement	UZ	200000070	8/31/2012	(73.85)
88900000	CAP Move-Settlement	UZ	200000070	8/31/2012	(713.35)
88900000	CAP Move-Settlement	UZ	200000077	8/31/2012	(7.29)
88900000	CAP Move-Settlement	UZ	200000077	8/31/2012	(5.53)
88900000	CAP Move-Settlement	UZ	200000077	8/31/2012	(57.35)
88900000	CAP Move-Settlement	UZ	200000077	8/31/2012	(1.45)
88900000	CAP Move-Settlement	UZ	200000077	8/31/2012	(37.82)
88900000	CAP Move-Settlement	UZ	200000078	8/31/2012	(7.13)
88900000	CAP Move-Settlement	UZ	200000078	8/31/2012	(6.40)
88900000	CAP Move-Settlement	UZ	200000078	8/31/2012	(123.78)
88900000	CAP Move-Settlement	UZ	200000080	8/31/2012	(24.05)
88900000	CAP Move-Settlement	UZ	200000080	8/31/2012	(55.65)
88900000	CAP Move-Settlement	UZ	200000080	8/31/2012	(23.01)

Kentucky American Water Company  
Case No. 2012-00520  
Response to PSC DR1, Item 31

Account	Description	Doc Type	Document Number	Posting Date	Amount
88900000	CAP Move-Settlement	UZ	2000000092	8/31/2012	(6.90)
88900000	CAP Move-Settlement	UZ	2000000093	8/31/2012	(5.29)
88900000	CAP Move-Settlement	UZ	2000000069	8/31/2012	(28.87)
88900000	CAP Move-Settlement	UZ	2000000069	8/31/2012	(14.19)
88900000	CAP Move-Settlement	UZ	2000000069	8/31/2012	(13.28)
88900000	CAP Move-Settlement	UZ	2000000070	8/31/2012	(664.70)
88900000	CAP Move-Settlement	UZ	2000000070	8/31/2012	(429.76)
88900000	CAP Move-Settlement	UZ	2000000077	8/31/2012	(2.77)
88900000	CAP Move-Settlement	UZ	2000000077	8/31/2012	(12.02)
88900000	CAP Move-Settlement	UZ	2000000077	8/31/2012	(11.50)
88900000	CAP Move-Settlement	UZ	2000000077	8/31/2012	(61.89)
88900000	CAP Move-Settlement	UZ	2000000078	8/31/2012	(3.20)
88900000	CAP Move-Settlement	UZ	2000000078	8/31/2012	(0.73)
88900000	CAP Move-Settlement	UZ	2000000078	8/31/2012	(28.68)
88900000	CAP Move-Settlement	UZ	2000000078	8/31/2012	(18.91)
88900000	CAP Move-Settlement	UZ	2000000080	8/31/2012	(27.80)
88900000	CAP Move-Settlement	UZ	2000000080	8/31/2012	(3.63)
88900000	CAP Move-Settlement	UZ	2000000080	8/31/2012	(3.57)
88900000	CAP Move-Settlement	UZ	2000000093	8/31/2012	(1.21)
88900000	CAP Move-Settlement	UZ	2000000093	8/31/2012	(0.93)
88900000	CAP Move-Settlement	UZ	2000000092	8/31/2012	(0.21)
88900000	CAP Move-Settlement	UZ	2000000093	8/31/2012	(0.28)
88900000	CAP Move-Settlement	UZ	2000000069	8/31/2012	(2.11)
88900000	CAP Move-Settlement	UZ	2000000069	8/31/2012	(9.71)
88900000	CAP Move-Settlement	UZ	2000000070	8/31/2012	(6.10)
88900000	CAP Move-Settlement	UZ	2000000070	8/31/2012	(388.68)
88900000	CAP Move-Settlement	UZ	2000000077	8/31/2012	(25.04)
88900000	CAP Move-Settlement	UZ	2000000077	8/31/2012	(31.84)
88900000	CAP Move-Settlement	UZ	2000000077	8/31/2012	(46.47)
88900000	CAP Move-Settlement	UZ	2000000078	8/31/2012	(1.50)
88900000	CAP Move-Settlement	UZ	2000000078	8/31/2012	(36.53)
88900000	CAP Move-Settlement	UZ	2000000078	8/31/2012	(15.30)
88900000	CAP Move-Settlement	UZ	2000000078	8/31/2012	(4.42)
88900000	CAP Move-Settlement	UZ	2000000078	8/31/2012	(6.41)
88900000	CAP Move-Settlement	UZ	2000000078	8/31/2012	(41.44)
88900000	CAP Move-Settlement	UZ	2000000078	8/31/2012	(26.65)
88900000	CAP Move-Settlement	UZ	2000000080	8/31/2012	1.95
88900000	CAP Move-Settlement	UZ	2000000080	8/31/2012	(14.97)
88900000	CAP Move-Settlement	UZ	2000000093	8/31/2012	(3.93)
88900000	CAP Move-Settlement	UZ	2000000093	8/31/2012	(3.01)
88900000	CAP Move-Settlement	UZ	2000000092	8/31/2012	(3.55)
88900000	CAP Move-Settlement	UZ	2000000093	8/31/2012	(2.72)
88900000	CAP Move-Settlement	UZ	2000000069	8/31/2012	(2.11)
88900000	CAP Move-Settlement	UZ	2000000070	8/31/2012	(9.72)
88900000	CAP Move-Settlement	UZ	2000000070	8/31/2012	(6.10)
88900000	CAP Move-Settlement	UZ	2000000070	8/31/2012	(388.68)
88900000	CAP Move-Settlement	UZ	2000000077	8/31/2012	(6.41)
88900000	CAP Move-Settlement	UZ	2000000077	8/31/2012	(25.04)
88900000	CAP Move-Settlement	UZ	2000000077	8/31/2012	(1.50)
88900000	CAP Move-Settlement	UZ	2000000078	8/31/2012	(36.53)
88900000	CAP Move-Settlement	UZ	2000000078	8/31/2012	(15.30)
88900000	CAP Move-Settlement	UZ	2000000078	8/31/2012	(46.47)
88900000	CAP Move-Settlement	UZ	2000000078	8/31/2012	(31.84)
88900000	CAP Move-Settlement	UZ	2000000078	8/31/2012	(4.42)
88900000	CAP Move-Settlement	UZ	2000000080	8/31/2012	(14.97)
88900000	CAP Move-Settlement	UZ	2000000080	8/31/2012	(41.44)
88900000	CAP Move-Settlement	UZ	2000000080	8/31/2012	1.95
88900000	CAP Move-Settlement	UZ	2000000080	8/31/2012	(26.65)
88900000	CAP Move-Settlement	UZ	2000000093	8/31/2012	(4.03)
88900000	CAP Move-Settlement	UZ	2000000093	8/31/2012	(3.09)
88900000	CAP Move-Settlement	UZ	2000000069	8/31/2012	(727.37)
88900000	CAP Move-Settlement	UZ	2000000069	8/31/2012	(42.32)
88900000	CAP Move-Settlement	UZ	2000000069	8/31/2012	(101.51)
88900000	CAP Move-Settlement	UZ	2000000070	8/31/2012	(11,266.27)
88900000	CAP Move-Settlement	UZ	2000000070	8/31/2012	(67.28)
88900000	CAP Move-Settlement	UZ	2000000077	8/31/2012	(85.86)
88900000	CAP Move-Settlement	UZ	2000000077	8/31/2012	(27.40)
88900000	CAP Move-Settlement	UZ	2000000077	8/31/2012	(8.65)
88900000	CAP Move-Settlement	UZ	2000000077	8/31/2012	(0.40)
88900000	CAP Move-Settlement	UZ	2000000077	8/31/2012	3.48
88900000	CAP Move-Settlement	UZ	2000000078	8/31/2012	(47.17)
88900000	CAP Move-Settlement	UZ	2000000078	8/31/2012	(85.52)
88900000	CAP Move-Settlement	UZ	2000000078	8/31/2012	0.01
88900000	CAP Move-Settlement	UZ	2000000078	8/31/2012	(65.23)
88900000	CAP Move-Settlement	UZ	2000000078	8/31/2012	(12.13)
88900000	CAP Move-Settlement	UZ	2000000078	8/31/2012	(3.03)
88900000	CAP Move-Settlement	UZ	2000000080	8/31/2012	(28.77)

Kentucky American Water Company  
Case No. 2012-00520  
Response to PSC DR1, Item 31

Account	Description	Doc Type	Document Number	Posting Date	Amount
88900000	CAP Move-Settlement	UZ	2000000080	8/31/2012	(82.32)
88900000	CAP Move-Settlement	UZ	2000000080	8/31/2012	(122.25)
88900000	CAP Move-Settlement	UZ	2000000092	8/31/2012	(119.29)
88900000	CAP Move-Settlement	UZ	2000000093	8/31/2012	(155.50)
88900000	CAP Move-Settlement	UZ	2000000069	8/31/2012	(7,889.90)
88900000	CAP Move-Settlement	UZ	2000000069	8/31/2012	(14.11)
88900000	CAP Move-Settlement	UZ	2000000070	8/31/2012	(7.08)
88900000	CAP Move-Settlement	UZ	2000000070	8/31/2012	(152.44)
88900000	CAP Move-Settlement	UZ	2000000070	8/31/2012	(14.75)
88900000	CAP Move-Settlement	UZ	2000000077	8/31/2012	(6.22)
88900000	CAP Move-Settlement	UZ	2000000077	8/31/2012	(18.97)
88900000	CAP Move-Settlement	UZ	2000000077	8/31/2012	(44.07)
88900000	CAP Move-Settlement	UZ	2000000077	8/31/2012	(5.69)
88900000	CAP Move-Settlement	UZ	2000000078	8/31/2012	(10.16)
88900000	CAP Move-Settlement	UZ	2000000078	8/31/2012	(13.05)
88900000	CAP Move-Settlement	UZ	2000000078	8/31/2012	(28.47)
88900000	CAP Move-Settlement	UZ	2000000078	8/31/2012	0.70
88900000	CAP Move-Settlement	UZ	2000000078	8/31/2012	(1.96)
88900000	CAP Move-Settlement	UZ	2000000078	8/31/2012	(0.20)
88900000	CAP Move-Settlement	UZ	2000000078	8/31/2012	(0.69)
88900000	CAP Move-Settlement	UZ	2000000078	8/31/2012	(18.05)
88900000	CAP Move-Settlement	UZ	2000000080	8/31/2012	(2.59)
88900000	CAP Move-Settlement	UZ	2000000093	8/31/2012	(114.25)
88900000	CAP Move-Settlement	UZ	2000000093	8/31/2012	(87.65)
88900000	CAP Move-Settlement	UZ	2000000069	8/31/2012	(31.49)
88900000	CAP Move-Settlement	UZ	2000000069	8/31/2012	(301.13)
88900000	CAP Move-Settlement	UZ	2000000070	8/31/2012	(11,427.41)
88900000	CAP Move-Settlement	UZ	2000000070	8/31/2012	(8.93)
88900000	CAP Move-Settlement	UZ	2000000070	8/31/2012	(27.86)
88900000	CAP Move-Settlement	UZ	2000000077	8/31/2012	(20.96)
88900000	CAP Move-Settlement	UZ	2000000077	8/31/2012	(19.68)
88900000	CAP Move-Settlement	UZ	2000000077	8/31/2012	(25.01)
88900000	CAP Move-Settlement	UZ	2000000077	8/31/2012	(36.50)
88900000	CAP Move-Settlement	UZ	2000000078	8/31/2012	(11.75)
88900000	CAP Move-Settlement	UZ	2000000078	8/31/2012	(3.47)
88900000	CAP Move-Settlement	UZ	2000000078	8/31/2012	(5.04)
88900000	CAP Move-Settlement	UZ	2000000078	8/31/2012	(1.18)
88900000	CAP Move-Settlement	UZ	2000000078	8/31/2012	(28.70)
88900000	CAP Move-Settlement	UZ	2000000078	8/31/2012	(12.04)
88900000	CAP Move-Settlement	UZ	2000000078	8/31/2012	(32.54)
88900000	CAP Move-Settlement	UZ	2000000078	8/31/2012	1.53
88900000	CAP Move-Settlement	UZ	2000000092	8/31/2012	(146.64)
88900000	CAP Move-Settlement	UZ	2000000093	8/31/2012	(112.49)
88900000	CAP Move-Settlement	UZ	2000000069	8/31/2012	(37.35)
88900000	CAP Move-Settlement	UZ	2000000069	8/31/2012	(403.80)
88900000	CAP Move-Settlement	UZ	2000000070	8/31/2012	(7,475.79)
88900000	CAP Move-Settlement	UZ	2000000070	8/31/2012	(27.31)
88900000	CAP Move-Settlement	UZ	2000000070	8/31/2012	(32.19)
88900000	CAP Move-Settlement	UZ	2000000077	8/31/2012	(6.74)
88900000	CAP Move-Settlement	UZ	2000000077	8/31/2012	(4.81)
88900000	CAP Move-Settlement	UZ	2000000078	8/31/2012	(26.26)
88900000	CAP Move-Settlement	UZ	2000000078	8/31/2012	(36.53)
88900000	CAP Move-Settlement	UZ	2000000078	8/31/2012	(1.67)
88900000	CAP Move-Settlement	UZ	2000000078	8/31/2012	(45.61)
88900000	CAP Move-Settlement	UZ	2000000078	8/31/2012	(0.20)
88900000	CAP Move-Settlement	UZ	2000000078	8/31/2012	(45.60)
88900000	CAP Move-Settlement	UZ	2000000078	8/31/2012	(47.91)
88900000	CAP Move-Settlement	UZ	2000000078	8/31/2012	(64.54)
88900000	CAP Move-Settlement	UZ	2000000078	8/31/2012	(15.31)
88900000	CAP Move-Settlement	UZ	2000000080	8/31/2012	(16.02)
88900000	CAP Move-Settlement	UZ	2000000080	8/31/2012	1.95
88900000	CAP Move-Settlement	UZ	2000000093	8/31/2012	(188.48)
88900000	CAP Move-Settlement	UZ	2000000093	8/31/2012	(144.59)
88900000	CAP Move-Settlement	UZ	2000000069	8/31/2012	(35.78)
88900000	CAP Move-Settlement	UZ	2000000069	8/31/2012	(26.48)
88900000	CAP Move-Settlement	UZ	2000000069	8/31/2012	(462.73)
88900000	CAP Move-Settlement	UZ	2000000070	8/31/2012	(6,993.54)
88900000	CAP Move-Settlement	UZ	2000000070	8/31/2012	(32.97)
88900000	CAP Move-Settlement	UZ	2000000077	8/31/2012	(17.07)
88900000	CAP Move-Settlement	UZ	2000000077	8/31/2012	(7.90)
88900000	CAP Move-Settlement	UZ	2000000077	8/31/2012	(132.22)
88900000	CAP Move-Settlement	UZ	2000000077	8/31/2012	(39.14)
88900000	CAP Move-Settlement	UZ	2000000077	8/31/2012	(54.15)
88900000	CAP Move-Settlement	UZ	2000000078	8/31/2012	(5.87)
88900000	CAP Move-Settlement	UZ	2000000078	8/31/2012	(18.51)
88900000	CAP Move-Settlement	UZ	2000000078	8/31/2012	(2.11)
88900000	CAP Move-Settlement	UZ	2000000078	8/31/2012	(85.42)

Kentucky American Water Company  
Case No. 2012-00520  
Response to PSC DR1, Item 31

Account	Description	Doc Type	Document Number	Posting Date	Amount
88900000	CAP Move-Settlement	UZ	2000000078	8/31/2012	(30.49)
88900000	CAP Move-Settlement	UZ	2000000078	8/31/2012	2.09
88900000	CAP Move-Settlement	UZ	2000000080	8/31/2012	(0.60)
88900000	CAP Move-Settlement	UZ	2000000080	8/31/2012	(56.92)
88900000	CAP Move-Settlement	UZ	2000000092	8/31/2012	(154.05)
88900000	CAP Move-Settlement	UZ	2000000093	8/31/2012	(200.82)
88900000	CAP Move-Settlement	UZ	2000000093	8/31/2012	(5.80)
88900000	CAP Move-Settlement	UZ	2000000093	8/31/2012	(7.56)
88900000	CAP Move-Settlement	UZ	2000000093	8/31/2012	(5.85)
88900000	CAP Move-Settlement	UZ	2000000093	8/31/2012	(7.63)
88900000	CAP Move-Settlement	UZ	2000000092	8/31/2012	(89.76)
88900000	CAP Move-Settlement	UZ	2000000093	8/31/2012	(68.85)
88900000	CAP Move-Settlement	UZ	2000000092	8/31/2012	(89.76)
88900000	CAP Move-Settlement	UZ	2000000093	8/31/2012	(68.85)
88900000	CAP Move-Settlement	UZ	2000000093	8/31/2012	(89.76)
88900000	CAP Move-Settlement	UZ	2000000093	8/31/2012	(68.85)
88900000	CAP Move-Settlement	UZ	2000000093	8/31/2012	(269.27)
88900000	CAP Move-Settlement	UZ	2000000093	8/31/2012	(206.56)
88900000	CAP Move-Settlement	UZ	2000000093	8/31/2012	(206.56)
88900000	CAP Move-Settlement	UZ	2000000093	8/31/2012	(269.27)
40112000	Res Sales Unbilled	SG	100001076	9/1/2012	2,383,518.61
40122000	Com Sales Unbilled	SG	100001076	9/1/2012	1,196,764.89
40132000	Ind Sales Unbilled	SG	100001076	9/1/2012	133,010.17
40152000	Publ Auth Unbilled	SG	100001076	9/1/2012	372,799.38
40162000	SalesforRsle Unbilld	SG	100001076	9/1/2012	165,019.70
40310200	OthRev-Rent	DR	4000000742	9/1/2012	(95.00)
40310200	OthRev-Rent	DR	4000000765	9/1/2012	(2,300.00)
40310200	OthRev-Rent	DR	4000000777	9/1/2012	(2,848.73)
40310200	OthRev-Rent	DR	4000000792	9/1/2012	(2,665.62)
40310600	OthRev-Usage Data	DR	4000000753	9/1/2012	(500.00)
50100001	Labor ExpenseAccrual	PA	7000000049	9/1/2012	(1,715.20)
50100001	Labor ExpenseAccrual	PA	7000000058	9/1/2012	967.20
50100001	Labor ExpenseAccrual	PA	7000000058	9/1/2012	3,581.64
50100001	Labor ExpenseAccrual	PA	7000000058	9/1/2012	532.32
50100001	Labor ExpenseAccrual	PA	7000000058	9/1/2012	773.76
50100001	Labor ExpenseAccrual	PA	7000000058	9/1/2012	11,120.85
50100001	Labor ExpenseAccrual	PA	7000000058	9/1/2012	7,160.38
50100001	Labor ExpenseAccrual	PA	7000000058	9/1/2012	4,611.36
50100001	Labor ExpenseAccrual	PA	7000000058	9/1/2012	138.42
50100001	Labor ExpenseAccrual	PA	7000000058	9/1/2012	5,580.24
50100001	Labor ExpenseAccrual	PA	7000000058	9/1/2012	1,569.63
50100001	Labor ExpenseAccrual	PA	7000000058	9/1/2012	1,014.37
50100001	Labor ExpenseAccrual	PA	7000000058	9/1/2012	1,900.77
50100001	Labor ExpenseAccrual	PA	7000000058	9/1/2012	88.72
50100001	Labor ExpenseAccrual	PA	7000000058	9/1/2012	1,286.40
50100001	Labor ExpenseAccrual	PA	7000000058	9/1/2012	1,564.65
50100001	Labor ExpenseAccrual	PA	7000000058	9/1/2012	382.41
50100001	Labor ExpenseAccrual	PA	7000000058	9/1/2012	469.07
50100001	Labor ExpenseAccrual	PA	7000000058	9/1/2012	1,229.40
50100001	Labor ExpenseAccrual	PA	7000000058	9/1/2012	11,316.80
50100001	Labor ExpenseAccrual	PA	7000000058	9/1/2012	8,475.97
50100001	Labor ExpenseAccrual	PA	7000000058	9/1/2012	1,485.40
50100001	Labor ExpenseAccrual	PA	7000000058	9/1/2012	1,467.60
50100001	Labor ExpenseAccrual	PA	7000000058	9/1/2012	1,996.90
50100001	Labor ExpenseAccrual	PA	7000000058	9/1/2012	2,522.61
50100001	Labor ExpenseAccrual	PA	7000000058	9/1/2012	3,529.05
50100001	Labor ExpenseAccrual	PA	7000000058	9/1/2012	64.98
50100001	Labor ExpenseAccrual	PA	7000000058	9/1/2012	545.40
50100001	Labor ExpenseAccrual	PA	7000000058	9/1/2012	492.72
50100001	Labor ExpenseAccrual	PA	7000000058	9/1/2012	1,319.36
50100001	Labor ExpenseAccrual	PA	7000000058	9/1/2012	416.74
50100001	Labor ExpenseAccrual	PA	7000000058	9/1/2012	488.80
50100001	Labor ExpenseAccrual	PA	7000000058	9/1/2012	3,420.72
50100001	Labor ExpenseAccrual	PA	7000000058	9/1/2012	7,433.43
50100001	Labor ExpenseAccrual	PA	7000000058	9/1/2012	1,038.60
50100001	Labor ExpenseAccrual	PA	7000000058	9/1/2012	656.25
50100001	Labor ExpenseAccrual	PA	7000000058	9/1/2012	1,610.46
50100001	Labor ExpenseAccrual	PA	7000000058	9/1/2012	2,130.48
50100001	Labor ExpenseAccrual	PA	7000000058	9/1/2012	1,228.16
50100001	Labor ExpenseAccrual	PA	7000000058	9/1/2012	8,627.48
50100001	Labor ExpenseAccrual	PA	7000000058	9/1/2012	1,326.71
50100001	Labor ExpenseAccrual	PA	7000000058	9/1/2012	1,219.91
50100001	Labor ExpenseAccrual	PA	7000000058	9/1/2012	41.62
50100001	Labor ExpenseAccrual	PA	7000000058	9/1/2012	1,610.48
50100001	Labor ExpenseAccrual	PA	7000000058	9/1/2012	47,727.93
50100001	Labor ExpenseAccrual	PA	7000000058	9/1/2012	10,003.30
50100001	Labor ExpenseAccrual	PA	7000000058	9/1/2012	184.56

Kentucky American Water Company  
Case No. 2012-00520  
Response to PSC DR1, Item 31

Account	Description	Doc Type	Document Number	Posting Date	Amount
50100001	Labor ExpenseAccrual	PA	7000000058	9/1/2012	1,726.96
50100001	Labor ExpenseAccrual	PA	7000000058	9/1/2012	229.91
50100001	Labor ExpenseAccrual	PA	7000000058	9/1/2012	23.07
50100001	Labor ExpenseAccrual	PA	7000000058	9/1/2012	124.86
50100001	Labor ExpenseAccrual	PA	7000000058	9/1/2012	2,897.66
50100001	Labor ExpenseAccrual	PA	7000000058	9/1/2012	5,661.32
50100001	Labor ExpenseAccrual	PA	7000000058	9/1/2012	1,172.08
50100001	Labor ExpenseAccrual	PA	7000000058	9/1/2012	2,892.16
50100001	Labor ExpenseAccrual	PA	7000000058	9/1/2012	4,781.14
50100001	Labor ExpenseAccrual	PA	7000000058	9/1/2012	481.74
50100001	Labor ExpenseAccrual	PA	7000000058	9/1/2012	10,258.09
50100001	Labor ExpenseAccrual	PA	7000000058	9/1/2012	276.88
50100001	Labor ExpenseAccrual	PA	7000000058	9/1/2012	13,552.41
50100001	Labor ExpenseAccrual	PA	7000000058	9/1/2012	2,403.15
50100001	Labor ExpenseAccrual	PA	7000000058	9/1/2012	6,880.52
50100001	Labor ExpenseAccrual	PA	7000000058	9/1/2012	8,427.77
50100001	Labor ExpenseAccrual	PA	7000000058	9/1/2012	1,383.14
50100001	Labor ExpenseAccrual	PA	7000000058	9/1/2012	558.98
50100001	Labor ExpenseAccrual	PA	7000000058	9/1/2012	2,323.17
50100001	Labor ExpenseAccrual	PA	7000000058	9/1/2012	1,658.07
50100001	Labor ExpenseAccrual	PA	7000000058	9/1/2012	19,795.66
50100001	Labor ExpenseAccrual	PA	7000000058	9/1/2012	37,743.35
50100001	Labor ExpenseAccrual	PA	7000000058	9/1/2012	641.76
50100001	Labor ExpenseAccrual	PA	7000000058	9/1/2012	97.04
50100001	Labor ExpenseAccrual	PA	7000000058	9/1/2012	538.56
50100001	Labor ExpenseAccrual	PA	7000000058	9/1/2012	582.24
50100001	Labor ExpenseAccrual	PA	7000000058	9/1/2012	3,848.24
50100001	Labor ExpenseAccrual	PA	7000000058	9/1/2012	538.56
50100001	Labor ExpenseAccrual	PA	7000000058	9/1/2012	481.32
50100001	Labor ExpenseAccrual	PA	7000000058	9/1/2012	320.88
50100001	Labor ExpenseAccrual	PA	7000000030	9/1/2012	(1,951.02)
50100001	Labor ExpenseAccrual	PA	7000000030	9/1/2012	(387.59)
50100001	Labor ExpenseAccrual	PA	7000000030	9/1/2012	(880.29)
50100001	Labor ExpenseAccrual	PA	7000000030	9/1/2012	(538.56)
50100001	Labor ExpenseAccrual	PA	7000000030	9/1/2012	(538.56)
50100001	Labor ExpenseAccrual	PA	7000000030	9/1/2012	(366.32)
50100001	Labor ExpenseAccrual	PA	7000000030	9/1/2012	(116.87)
50100001	Labor ExpenseAccrual	PA	7000000030	9/1/2012	(10,295.94)
50100001	Labor ExpenseAccrual	PA	7000000030	9/1/2012	(14,748.48)
50100001	Labor ExpenseAccrual	PA	7000000030	9/1/2012	(34,183.32)
50100001	Labor ExpenseAccrual	PA	7000000030	9/1/2012	(615.36)
50100001	Labor ExpenseAccrual	PA	7000000030	9/1/2012	(84.60)
50100001	Labor ExpenseAccrual	PA	7000000030	9/1/2012	(1,107.69)
50100001	Labor ExpenseAccrual	PA	7000000030	9/1/2012	(248.42)
50100001	Labor ExpenseAccrual	PA	7000000030	9/1/2012	(1,845.98)
50100001	Labor ExpenseAccrual	PA	7000000030	9/1/2012	(41.62)
50100001	Labor ExpenseAccrual	PA	7000000030	9/1/2012	(291.34)
50100001	Labor ExpenseAccrual	PA	7000000030	9/1/2012	(1,091.84)
50100001	Labor ExpenseAccrual	PA	7000000030	9/1/2012	(662.44)
50100001	Labor ExpenseAccrual	PA	7000000030	9/1/2012	(1,866.08)
50100001	Labor ExpenseAccrual	PA	7000000030	9/1/2012	(23,128.45)
50100001	Labor ExpenseAccrual	PA	7000000030	9/1/2012	(187.50)
50100001	Labor ExpenseAccrual	PA	7000000030	9/1/2012	(187.50)
50100001	Labor ExpenseAccrual	PA	7000000030	9/1/2012	(156.25)
50100001	Labor ExpenseAccrual	PA	7000000030	9/1/2012	(444.94)
50100001	Labor ExpenseAccrual	PA	7000000030	9/1/2012	(204.24)
50100001	Labor ExpenseAccrual	PA	7000000030	9/1/2012	(11,279.46)
50100001	Labor ExpenseAccrual	PA	7000000030	9/1/2012	(8,393.64)
50100001	Labor ExpenseAccrual	PA	7000000030	9/1/2012	(835.38)
50100001	Labor ExpenseAccrual	PA	7000000030	9/1/2012	(6,567.94)
50100001	Labor ExpenseAccrual	PA	7000000030	9/1/2012	(219.60)
50100001	Labor ExpenseAccrual	PA	7000000030	9/1/2012	(1,976.40)
50100001	Labor ExpenseAccrual	PA	7000000030	9/1/2012	(4,621.66)
50100001	Labor ExpenseAccrual	PA	7000000030	9/1/2012	(52,624.36)
50100001	Labor ExpenseAccrual	PA	7000000030	9/1/2012	(5,250.06)
50100001	Labor ExpenseAccrual	PA	7000000030	9/1/2012	(7,819.57)
50100001	Labor ExpenseAccrual	PA	7000000030	9/1/2012	(5,940.62)
50100001	Labor ExpenseAccrual	PA	7000000030	9/1/2012	(518.40)
50100001	Labor ExpenseAccrual	PA	7000000030	9/1/2012	(14,490.59)
50100001	Labor ExpenseAccrual	PA	7000000030	9/1/2012	(64.32)
50100001	Labor ExpenseAccrual	PA	7000000030	9/1/2012	(3,513.75)
50100001	Labor ExpenseAccrual	PA	7000000030	9/1/2012	(5,841.50)
50100001	Labor ExpenseAccrual	PA	7000000030	9/1/2012	(2,099.70)
50100001	Labor ExpenseAccrual	PA	7000000030	9/1/2012	(695.42)
50100001	Labor ExpenseAccrual	PA	7000000030	9/1/2012	(2,195.91)
50100001	Labor ExpenseAccrual	PA	7000000030	9/1/2012	(2,774.03)
50100001	Labor ExpenseAccrual	PA	7000000030	9/1/2012	(865.50)

Kentucky American Water Company  
Case No. 2012-00520  
Response to PSC DR1, Item 31

Account	Description	Doc Type	Document Number	Posting Date	Amount
50100001	Labor ExpenseAccrual	PA	7000000030	9/1/2012	(3,800.80)
50100001	Labor ExpenseAccrual	PA	7000000030	9/1/2012	(9,389.65)
50100001	Labor ExpenseAccrual	PA	7000000030	9/1/2012	(11,258.82)
50100001	Labor ExpenseAccrual	PA	7000000030	9/1/2012	(1,255.52)
50100001	Labor ExpenseAccrual	PA	7000000030	9/1/2012	(4,290.74)
50100001	Labor ExpenseAccrual	PA	7000000030	9/1/2012	(1,000.56)
50100001	Labor ExpenseAccrual	PA	7000000030	9/1/2012	(2,329.40)
50100001	Labor ExpenseAccrual	PA	7000000030	9/1/2012	(644.90)
50100001	Labor ExpenseAccrual	PA	7000000030	9/1/2012	(7,063.30)
50100001	Labor ExpenseAccrual	PA	7000000030	9/1/2012	(333.73)
50100001	Labor ExpenseAccrual	PA	7000000030	9/1/2012	(1,748.00)
50100001	Labor ExpenseAccrual	PA	7000000030	9/1/2012	(1,280.00)
50100001	Labor ExpenseAccrual	PA	7000000030	9/1/2012	(481.32)
50100001	Labor ExpenseAccrual	PA	7000000030	9/1/2012	(811.39)
50100001	Labor ExpenseAccrual	PA	7000000030	9/1/2012	(900.55)
50100001	Labor ExpenseAccrual	PA	7000000030	9/1/2012	(891.56)
50100001	Labor ExpenseAccrual	PA	7000000030	9/1/2012	(1,495.88)
50100001	Labor ExpenseAccrual	PA	7000000030	9/1/2012	(551.95)
50100001	Labor ExpenseAccrual	PA	7000000030	9/1/2012	(1,080.24)
50100001	Labor ExpenseAccrual	PA	7000000030	9/1/2012	(754.24)
50100001	Labor ExpenseAccrual	PA	7000000030	9/1/2012	(72.52)
50100001	Labor ExpenseAccrual	PA	7000000030	9/1/2012	(962.64)
50100001	Labor ExpenseAccrual	PA	7000000030	9/1/2012	(804.00)
50100001	Labor ExpenseAccrual	PA	7000000030	9/1/2012	(481.32)
50100001	Labor ExpenseAccrual	PA	7000000030	9/1/2012	(930.93)
50100001	Labor ExpenseAccrual	PA	7000000030	9/1/2012	(69.22)
50100001	Labor ExpenseAccrual	PA	7000000030	9/1/2012	(268.48)
50100001	Labor ExpenseAccrual	PA	7000000030	9/1/2012	(930.62)
50100001	Labor ExpenseAccrual	PA	7000000030	9/1/2012	(1,180.23)
50100001	Labor ExpenseAccrual	PA	7000000030	9/1/2012	(967.20)
50421000	401k Expense	PA	7000000049	9/1/2012	(25.73)
50421000	401k Expense	PA	7000000058	9/1/2012	18.14
50421000	401k Expense	PA	7000000058	9/1/2012	10.81
50421000	401k Expense	PA	7000000058	9/1/2012	19.32
50421000	401k Expense	PA	7000000058	9/1/2012	24.20
50421000	401k Expense	PA	7000000058	9/1/2012	8.91
50421000	401k Expense	PA	7000000058	9/1/2012	119.12
50421000	401k Expense	PA	7000000058	9/1/2012	3.01
50421000	401k Expense	PA	7000000058	9/1/2012	108.93
50421000	401k Expense	PA	7000000058	9/1/2012	253.75
50421000	401k Expense	PA	7000000058	9/1/2012	54.93
50421000	401k Expense	PA	7000000058	9/1/2012	40.18
50421000	401k Expense	PA	7000000058	9/1/2012	1.62
50421000	401k Expense	PA	7000000058	9/1/2012	0.54
50421000	401k Expense	PA	7000000058	9/1/2012	12.88
50421000	401k Expense	PA	7000000058	9/1/2012	51.40
50421000	401k Expense	PA	7000000058	9/1/2012	141.93
50421000	401k Expense	PA	7000000058	9/1/2012	39.12
50421000	401k Expense	PA	7000000058	9/1/2012	586.60
50421000	401k Expense	PA	7000000058	9/1/2012	129.60
50421000	401k Expense	PA	7000000058	9/1/2012	138.53
50421000	401k Expense	PA	7000000058	9/1/2012	298.79
50421000	401k Expense	PA	7000000058	9/1/2012	13.29
50421000	401k Expense	PA	7000000058	9/1/2012	2.22
50421000	401k Expense	PA	7000000058	9/1/2012	13.41
50421000	401k Expense	PA	7000000058	9/1/2012	16.51
50421000	401k Expense	PA	7000000058	9/1/2012	25.92
50421000	401k Expense	PA	7000000058	9/1/2012	2.60
50421000	401k Expense	PA	7000000058	9/1/2012	299.92
50421000	401k Expense	PA	7000000058	9/1/2012	59.06
50421000	401k Expense	PA	7000000058	9/1/2012	20.52
50421000	401k Expense	PA	7000000058	9/1/2012	34.29
50421000	401k Expense	PA	7000000058	9/1/2012	48.71
50421000	401k Expense	PA	7000000058	9/1/2012	47.54
50421000	401k Expense	PA	7000000058	9/1/2012	69.54
50421000	401k Expense	PA	7000000058	9/1/2012	12.21
50421000	401k Expense	PA	7000000058	9/1/2012	6.07
50421000	401k Expense	PA	7000000058	9/1/2012	5.44
50421000	401k Expense	PA	7000000058	9/1/2012	24.48
50421000	401k Expense	PA	7000000058	9/1/2012	1.72
50421000	401k Expense	PA	7000000058	9/1/2012	1.73
50421000	401k Expense	PA	7000000058	9/1/2012	47.81
50421000	401k Expense	PA	7000000058	9/1/2012	65.46
50421000	401k Expense	PA	7000000058	9/1/2012	26.25
50421000	401k Expense	PA	7000000058	9/1/2012	5.54
50421000	401k Expense	PA	7000000058	9/1/2012	7.25
50421000	401k Expense	PA	7000000058	9/1/2012	83.55

Kentucky American Water Company  
Case No. 2012-00520  
Response to PSC DR1, Item 31

Account	Description	Doc Type	Document Number	Posting Date	Amount
50421000	401k Expense	PA	7000000058	9/1/2012	186.79
50421000	401k Expense	PA	7000000058	9/1/2012	676.97
50421000	401k Expense	PA	7000000058	9/1/2012	41.57
50421000	401k Expense	PA	7000000058	9/1/2012	382.28
50421000	401k Expense	PA	7000000058	9/1/2012	233.03
50421000	401k Expense	PA	7000000058	9/1/2012	7.38
50421000	401k Expense	PA	7000000058	9/1/2012	17.35
50421000	401k Expense	PA	7000000058	9/1/2012	33.17
50421000	401k Expense	PA	7000000058	9/1/2012	4.84
50421000	401k Expense	PA	7000000058	9/1/2012	0.92
50421000	401k Expense	PA	7000000058	9/1/2012	133.94
50421000	401k Expense	PA	7000000058	9/1/2012	30.19
50421000	401k Expense	PA	7000000058	9/1/2012	58.52
50421000	401k Expense	PA	7000000058	9/1/2012	114.39
50421000	401k Expense	PA	7000000058	9/1/2012	36.27
50421000	401k Expense	PA	7000000058	9/1/2012	86.17
50421000	401k Expense	PA	7000000058	9/1/2012	19.26
50421000	401k Expense	PA	7000000058	9/1/2012	339.69
50421000	401k Expense	PA	7000000058	9/1/2012	235.27
50421000	401k Expense	PA	7000000058	9/1/2012	45.24
50421000	401k Expense	PA	7000000058	9/1/2012	25.68
50421000	401k Expense	PA	7000000058	9/1/2012	12.84
50421000	401k Expense	PA	7000000030	9/1/2012	(8.89)
50421000	401k Expense	PA	7000000030	9/1/2012	(40.37)
50421000	401k Expense	PA	7000000030	9/1/2012	(0.74)
50421000	401k Expense	PA	7000000030	9/1/2012	(369.14)
50421000	401k Expense	PA	7000000030	9/1/2012	(11.07)
50421000	401k Expense	PA	7000000030	9/1/2012	(15.38)
50421000	401k Expense	PA	7000000030	9/1/2012	(78.63)
50421000	401k Expense	PA	7000000030	9/1/2012	(0.86)
50421000	401k Expense	PA	7000000030	9/1/2012	(1.72)
50421000	401k Expense	PA	7000000030	9/1/2012	(1.73)
50421000	401k Expense	PA	7000000030	9/1/2012	(24.20)
50421000	401k Expense	PA	7000000030	9/1/2012	(23.25)
50421000	401k Expense	PA	7000000030	9/1/2012	(37.14)
50421000	401k Expense	PA	7000000030	9/1/2012	(8.43)
50421000	401k Expense	PA	7000000030	9/1/2012	(2.60)
50421000	401k Expense	PA	7000000030	9/1/2012	(28.14)
50421000	401k Expense	PA	7000000030	9/1/2012	(3.24)
50421000	401k Expense	PA	7000000030	9/1/2012	(17.28)
50421000	401k Expense	PA	7000000030	9/1/2012	(3.78)
50421000	401k Expense	PA	7000000030	9/1/2012	(0.54)
50421000	401k Expense	PA	7000000030	9/1/2012	(454.24)
50421000	401k Expense	PA	7000000030	9/1/2012	(2.16)
50421000	401k Expense	PA	7000000030	9/1/2012	(780.54)
50421000	401k Expense	PA	7000000030	9/1/2012	(17.80)
50421000	401k Expense	PA	7000000030	9/1/2012	(6.25)
50421000	401k Expense	PA	7000000030	9/1/2012	(7.50)
50421000	401k Expense	PA	7000000030	9/1/2012	(7.50)
50421000	401k Expense	PA	7000000030	9/1/2012	(8.17)
50421000	401k Expense	PA	7000000030	9/1/2012	(54.52)
50421000	401k Expense	PA	7000000030	9/1/2012	(247.27)
50421000	401k Expense	PA	7000000030	9/1/2012	(750.47)
50421000	401k Expense	PA	7000000030	9/1/2012	(49.41)
50421000	401k Expense	PA	7000000030	9/1/2012	(5.50)
50421000	401k Expense	PA	7000000030	9/1/2012	(61.09)
50421000	401k Expense	PA	7000000030	9/1/2012	(20.81)
50421000	401k Expense	PA	7000000030	9/1/2012	(302.11)
50421000	401k Expense	PA	7000000030	9/1/2012	(125.44)
50421000	401k Expense	PA	7000000030	9/1/2012	(28.47)
50421000	401k Expense	PA	7000000030	9/1/2012	(12.96)
50421000	401k Expense	PA	7000000030	9/1/2012	(33.31)
50421000	401k Expense	PA	7000000030	9/1/2012	(131.93)
50421000	401k Expense	PA	7000000030	9/1/2012	(161.49)
50421000	401k Expense	PA	7000000030	9/1/2012	(116.54)
50421000	401k Expense	PA	7000000030	9/1/2012	(104.80)
50421000	401k Expense	PA	7000000030	9/1/2012	(12.94)
50421000	401k Expense	PA	7000000030	9/1/2012	(34.63)
50421000	401k Expense	PA	7000000030	9/1/2012	(27.20)
50421000	401k Expense	PA	7000000030	9/1/2012	(260.27)
50421000	401k Expense	PA	7000000030	9/1/2012	(391.43)
50421000	401k Expense	PA	7000000030	9/1/2012	(132.78)
50421000	401k Expense	PA	7000000030	9/1/2012	(239.14)
50421000	401k Expense	PA	7000000030	9/1/2012	(37.54)
50421000	401k Expense	PA	7000000030	9/1/2012	(38.47)
50421000	401k Expense	PA	7000000030	9/1/2012	(19.26)
50421000	401k Expense	PA	7000000030	9/1/2012	(19.26)



Kentucky American Water Company  
Case No. 2012-00520  
Response to PSC DR1, Item 31

Account	Description	Doc Type	Document Number	Posting Date	Amount
50421000	401k Expense	PA	7000000030	9/1/2012	(35.77)
50421000	401k Expense	PA	7000000030	9/1/2012	(67.80)
50421000	401k Expense	PA	7000000030	9/1/2012	(58.22)
50421000	401k Expense	PA	7000000030	9/1/2012	(80.50)
50421000	401k Expense	PA	7000000030	9/1/2012	(16.13)
50421000	401k Expense	PA	7000000030	9/1/2012	(1.81)
50421000	401k Expense	PA	7000000030	9/1/2012	(28.92)
50421000	401k Expense	PA	7000000030	9/1/2012	(64.31)
50421000	401k Expense	PA	7000000030	9/1/2012	(38.17)
50421000	401k Expense	PA	7000000030	9/1/2012	(8.05)
50421000	401k Expense	PA	7000000030	9/1/2012	(10.03)
50421000	401k Expense	PA	7000000030	9/1/2012	(32.14)
50421000	401k Expense	PA	7000000030	9/1/2012	(2.77)
50421000	401k Expense	PA	7000000030	9/1/2012	(10.27)
50421000	401k Expense	PA	7000000030	9/1/2012	(18.22)
50422000	DCP Expense	PA	7000000049	9/1/2012	(90.05)
50422000	DCP Expense	PA	7000000058	9/1/2012	29.77
50422000	DCP Expense	PA	7000000058	9/1/2012	292.71
50422000	DCP Expense	PA	7000000058	9/1/2012	53.28
50422000	DCP Expense	PA	7000000058	9/1/2012	321.09
50422000	DCP Expense	PA	7000000058	9/1/2012	48.24
50422000	DCP Expense	PA	7000000058	9/1/2012	33.76
50422000	DCP Expense	PA	7000000058	9/1/2012	254.13
50422000	DCP Expense	PA	7000000058	9/1/2012	67.56
50422000	DCP Expense	PA	7000000058	9/1/2012	44.24
50422000	DCP Expense	PA	7000000058	9/1/2012	16.88
50422000	DCP Expense	PA	7000000058	9/1/2012	308.00
50422000	DCP Expense	PA	7000000058	9/1/2012	9.20
50422000	DCP Expense	PA	7000000058	9/1/2012	14.25
50422000	DCP Expense	PA	7000000058	9/1/2012	128.21
50422000	DCP Expense	PA	7000000058	9/1/2012	19.77
50422000	DCP Expense	PA	7000000058	9/1/2012	24.26
50422000	DCP Expense	PA	7000000058	9/1/2012	3.41
50422000	DCP Expense	PA	7000000058	9/1/2012	35.90
50422000	DCP Expense	PA	7000000058	9/1/2012	34.45
50422000	DCP Expense	PA	7000000058	9/1/2012	9.36
50422000	DCP Expense	PA	7000000058	9/1/2012	176.86
50422000	DCP Expense	PA	7000000058	9/1/2012	13.00
50422000	DCP Expense	PA	7000000058	9/1/2012	90.99
50422000	DCP Expense	PA	7000000058	9/1/2012	21.13
50422000	DCP Expense	PA	7000000058	9/1/2012	54.54
50422000	DCP Expense	PA	7000000058	9/1/2012	135.55
50422000	DCP Expense	PA	7000000058	9/1/2012	183.38
50422000	DCP Expense	PA	7000000058	9/1/2012	7.26
50422000	DCP Expense	PA	7000000058	9/1/2012	79.28
50422000	DCP Expense	PA	7000000058	9/1/2012	42.00
50422000	DCP Expense	PA	7000000058	9/1/2012	32.03
50422000	DCP Expense	PA	7000000058	9/1/2012	3.15
50422000	DCP Expense	PA	7000000058	9/1/2012	1.05
50422000	DCP Expense	PA	7000000058	9/1/2012	16.80
50422000	DCP Expense	PA	7000000058	9/1/2012	241.29
50422000	DCP Expense	PA	7000000058	9/1/2012	12.60
50422000	DCP Expense	PA	7000000058	9/1/2012	7.35
50422000	DCP Expense	PA	7000000058	9/1/2012	16.85
50422000	DCP Expense	PA	7000000058	9/1/2012	9.69
50422000	DCP Expense	PA	7000000058	9/1/2012	36.28
50422000	DCP Expense	PA	7000000058	9/1/2012	251.51
50422000	DCP Expense	PA	7000000058	9/1/2012	11.79
50422000	DCP Expense	PA	7000000058	9/1/2012	1.21
50422000	DCP Expense	PA	7000000058	9/1/2012	438.23
50422000	DCP Expense	PA	7000000058	9/1/2012	274.40
50422000	DCP Expense	PA	7000000058	9/1/2012	68.95
50422000	DCP Expense	PA	7000000058	9/1/2012	380.68
50422000	DCP Expense	PA	7000000058	9/1/2012	1,064.47
50422000	DCP Expense	PA	7000000058	9/1/2012	89.64
50422000	DCP Expense	PA	7000000058	9/1/2012	10.10
50422000	DCP Expense	PA	7000000058	9/1/2012	90.87
50422000	DCP Expense	PA	7000000058	9/1/2012	25.27
50422000	DCP Expense	PA	7000000058	9/1/2012	36.32
50422000	DCP Expense	PA	7000000058	9/1/2012	26.06
50422000	DCP Expense	PA	7000000058	9/1/2012	17.25
50422000	DCP Expense	PA	7000000058	9/1/2012	179.03
50422000	DCP Expense	PA	7000000058	9/1/2012	105.87
50422000	DCP Expense	PA	7000000058	9/1/2012	86.57
50422000	DCP Expense	PA	7000000058	9/1/2012	111.26
50422000	DCP Expense	PA	7000000058	9/1/2012	33.70
50422000	DCP Expense	PA	7000000058	9/1/2012	1,337.96

Kentucky American Water Company  
Case No. 2012-00520  
Response to PSC DR1, Item 31

Account	Description	Doc Type	Document Number	Posting Date	Amount
50422000	DCP Expense	PA	7000000030	9/1/2012	(142.46)
50422000	DCP Expense	PA	7000000030	9/1/2012	(107.48)
50422000	DCP Expense	PA	7000000030	9/1/2012	(1,503.49)
50422000	DCP Expense	PA	7000000030	9/1/2012	(63.92)
50422000	DCP Expense	PA	7000000030	9/1/2012	(6.05)
50422000	DCP Expense	PA	7000000030	9/1/2012	(52.94)
50422000	DCP Expense	PA	7000000030	9/1/2012	(15.23)
50422000	DCP Expense	PA	7000000030	9/1/2012	(12.69)
50422000	DCP Expense	PA	7000000030	9/1/2012	(389.98)
50422000	DCP Expense	PA	7000000030	9/1/2012	(4.44)
50422000	DCP Expense	PA	7000000030	9/1/2012	(202.85)
50422000	DCP Expense	PA	7000000030	9/1/2012	(58.15)
50422000	DCP Expense	PA	7000000030	9/1/2012	(13.04)
50422000	DCP Expense	PA	7000000030	9/1/2012	(11.51)
50422000	DCP Expense	PA	7000000030	9/1/2012	(242.52)
50422000	DCP Expense	PA	7000000030	9/1/2012	(388.33)
50422000	DCP Expense	PA	7000000030	9/1/2012	(9.45)
50422000	DCP Expense	PA	7000000030	9/1/2012	(5.25)
50422000	DCP Expense	PA	7000000030	9/1/2012	(23.36)
50422000	DCP Expense	PA	7000000030	9/1/2012	(8.20)
50422000	DCP Expense	PA	7000000030	9/1/2012	(9.84)
50422000	DCP Expense	PA	7000000030	9/1/2012	(9.84)
50422000	DCP Expense	PA	7000000030	9/1/2012	(10.72)
50422000	DCP Expense	PA	7000000030	9/1/2012	(86.58)
50422000	DCP Expense	PA	7000000030	9/1/2012	(14.39)
50422000	DCP Expense	PA	7000000030	9/1/2012	(3.38)
50422000	DCP Expense	PA	7000000030	9/1/2012	(12.12)
50422000	DCP Expense	PA	7000000030	9/1/2012	(45.45)
50422000	DCP Expense	PA	7000000030	9/1/2012	(63.60)
50422000	DCP Expense	PA	7000000030	9/1/2012	(8.51)
50422000	DCP Expense	PA	7000000030	9/1/2012	(3.66)
50422000	DCP Expense	PA	7000000030	9/1/2012	(50.52)
50422000	DCP Expense	PA	7000000030	9/1/2012	(25.27)
50422000	DCP Expense	PA	7000000030	9/1/2012	(25.27)
50422000	DCP Expense	PA	7000000030	9/1/2012	(47.30)
50422000	DCP Expense	PA	7000000030	9/1/2012	(100.09)
50422000	DCP Expense	PA	7000000030	9/1/2012	(17.52)
50422000	DCP Expense	PA	7000000030	9/1/2012	(28.98)
50422000	DCP Expense	PA	7000000030	9/1/2012	(56.58)
50422000	DCP Expense	PA	7000000030	9/1/2012	(291.81)
50422000	DCP Expense	PA	7000000030	9/1/2012	(84.40)
50422000	DCP Expense	PA	7000000030	9/1/2012	(335.75)
50422000	DCP Expense	PA	7000000030	9/1/2012	(10.55)
50422000	DCP Expense	PA	7000000030	9/1/2012	(20.75)
50422000	DCP Expense	PA	7000000030	9/1/2012	(42.24)
50422000	DCP Expense	PA	7000000030	9/1/2012	(1.05)
50422000	DCP Expense	PA	7000000030	9/1/2012	(7.35)
50422000	DCP Expense	PA	7000000030	9/1/2012	(61.86)
50422000	DCP Expense	PA	7000000030	9/1/2012	(218.74)
50422000	DCP Expense	PA	7000000030	9/1/2012	(42.36)
50422000	DCP Expense	PA	7000000030	9/1/2012	(155.67)
50422000	DCP Expense	PA	7000000030	9/1/2012	(14.70)
50422000	DCP Expense	PA	7000000030	9/1/2012	(3.64)
50422000	DCP Expense	PA	7000000030	9/1/2012	(35.10)
50422000	DCP Expense	PA	7000000030	9/1/2012	(221.08)
50422000	DCP Expense	PA	7000000030	9/1/2012	(873.17)
50422000	DCP Expense	PA	7000000030	9/1/2012	(67.20)
50422000	DCP Expense	PA	7000000030	9/1/2012	(21.00)
50422000	DCP Expense	PA	7000000030	9/1/2012	(320.07)
50422000	DCP Expense	PA	7000000030	9/1/2012	(387.91)
50422000	DCP Expense	PA	7000000030	9/1/2012	(256.21)
50550000	Group Insur Expense	DR	4000000180	9/1/2012	(50.00)
50550000	Group Insur Expense	DR	4000000802	9/1/2012	(196.34)
50550000	Group Insur Expense	DR	4000000814	9/1/2012	(463.00)
50550000	Group Insur Expense	DR	4000000822	9/1/2012	(463.00)
50550000	Group Insur Expense	DR	4000000832	9/1/2012	(463.00)
50550000	Group Insur Expense	PA	7000000049	9/1/2012	(590.31)
50550000	Group Insur Expense	PA	7000000058	9/1/2012	236.62
50550000	Group Insur Expense	PA	7000000058	9/1/2012	293.61
50550000	Group Insur Expense	PA	7000000058	9/1/2012	295.70
50550000	Group Insur Expense	PA	7000000058	9/1/2012	25.45
50550000	Group Insur Expense	PA	7000000058	9/1/2012	122.66
50550000	Group Insur Expense	PA	7000000058	9/1/2012	1,183.97
50550000	Group Insur Expense	PA	7000000058	9/1/2012	258.23
50550000	Group Insur Expense	PA	7000000058	9/1/2012	266.27
50550000	Group Insur Expense	PA	7000000058	9/1/2012	632.11
50550000	Group Insur Expense	PA	7000000058	9/1/2012	1,222.87

Kentucky American Water Company  
Case No. 2012-00520  
Response to PSC DR1, Item 31

Account	Description	Doc Type	Document Number	Posting Date	Amount
50550000	Group Insur Expense	PA	7000000058	9/1/2012	239.36
50550000	Group Insur Expense	PA	7000000058	9/1/2012	270.21
50550000	Group Insur Expense	PA	7000000058	9/1/2012	1,172.52
50550000	Group Insur Expense	PA	7000000058	9/1/2012	121.59
50550000	Group Insur Expense	PA	7000000058	9/1/2012	20.26
50550000	Group Insur Expense	PA	7000000058	9/1/2012	515.98
50550000	Group Insur Expense	PA	7000000058	9/1/2012	8.48
50550000	Group Insur Expense	PA	7000000058	9/1/2012	58.60
50550000	Group Insur Expense	PA	7000000058	9/1/2012	73.83
50550000	Group Insur Expense	PA	7000000058	9/1/2012	348.94
50550000	Group Insur Expense	PA	7000000058	9/1/2012	54.60
50550000	Group Insur Expense	PA	7000000058	9/1/2012	1,132.41
50550000	Group Insur Expense	PA	7000000058	9/1/2012	2,690.19
50550000	Group Insur Expense	PA	7000000058	9/1/2012	273.42
50550000	Group Insur Expense	PA	7000000058	9/1/2012	15.15
50550000	Group Insur Expense	PA	7000000058	9/1/2012	109.00
50550000	Group Insur Expense	PA	7000000058	9/1/2012	626.25
50550000	Group Insur Expense	PA	7000000058	9/1/2012	309.73
50550000	Group Insur Expense	PA	7000000058	9/1/2012	546.13
50550000	Group Insur Expense	PA	7000000058	9/1/2012	707.50
50550000	Group Insur Expense	PA	7000000058	9/1/2012	5.51
50550000	Group Insur Expense	PA	7000000058	9/1/2012	273.65
50550000	Group Insur Expense	PA	7000000058	9/1/2012	81.91
50550000	Group Insur Expense	PA	7000000058	9/1/2012	444.27
50550000	Group Insur Expense	PA	7000000058	9/1/2012	465.75
50550000	Group Insur Expense	PA	7000000058	9/1/2012	81.39
50550000	Group Insur Expense	PA	7000000058	9/1/2012	348.78
50550000	Group Insur Expense	PA	7000000058	9/1/2012	104.28
50550000	Group Insur Expense	PA	7000000058	9/1/2012	1,505.96
50550000	Group Insur Expense	PA	7000000058	9/1/2012	267.02
50550000	Group Insur Expense	PA	7000000058	9/1/2012	9,385.90
50550000	Group Insur Expense	PA	7000000058	9/1/2012	4,266.46
50550000	Group Insur Expense	PA	7000000058	9/1/2012	266.10
50550000	Group Insur Expense	PA	7000000058	9/1/2012	584.69
50550000	Group Insur Expense	PA	7000000058	9/1/2012	7,924.74
50550000	Group Insur Expense	PA	7000000058	9/1/2012	1,737.05
50550000	Group Insur Expense	PA	7000000058	9/1/2012	21.16
50550000	Group Insur Expense	PA	7000000058	9/1/2012	481.37
50550000	Group Insur Expense	PA	7000000058	9/1/2012	44.74
50550000	Group Insur Expense	PA	7000000058	9/1/2012	241.27
50550000	Group Insur Expense	PA	7000000058	9/1/2012	1,104.15
50550000	Group Insur Expense	PA	7000000058	9/1/2012	148.46
50550000	Group Insur Expense	PA	7000000058	9/1/2012	2,604.39
50550000	Group Insur Expense	PA	7000000058	9/1/2012	2,086.06
50550000	Group Insur Expense	PA	7000000058	9/1/2012	54.02
50550000	Group Insur Expense	PA	7000000058	9/1/2012	2.63
50550000	Group Insur Expense	PA	7000000058	9/1/2012	55.64
50550000	Group Insur Expense	PA	7000000058	9/1/2012	942.01
50550000	Group Insur Expense	PA	7000000058	9/1/2012	107.38
50550000	Group Insur Expense	PA	7000000058	9/1/2012	1,279.27
50550000	Group Insur Expense	PA	7000000058	9/1/2012	238.60
50550000	Group Insur Expense	PA	7000000058	9/1/2012	741.78
50550000	Group Insur Expense	PA	7000000058	9/1/2012	701.95
50550000	Group Insur Expense	PA	7000000058	9/1/2012	409.29
50550000	Group Insur Expense	PA	7000000058	9/1/2012	1,493.04
50550000	Group Insur Expense	PA	7000000058	9/1/2012	1,235.03
50550000	Group Insur Expense	PA	7000000058	9/1/2012	248.80
50550000	Group Insur Expense	PA	7000000058	9/1/2012	33.56
50550000	Group Insur Expense	PA	7000000058	9/1/2012	135.26
50550000	Group Insur Expense	PA	7000000058	9/1/2012	572.28
50550000	Group Insur Expense	PA	7000000058	9/1/2012	399.55
50550000	Group Insur Expense	PA	7000000058	9/1/2012	10.88
50550000	Group Insur Expense	PA	7000000058	9/1/2012	65.14
50550000	Group Insur Expense	PA	7000000058	9/1/2012	139.80
50550000	Group Insur Expense	PA	7000000058	9/1/2012	22.37
50550000	Group Insur Expense	PA	7000000058	9/1/2012	139.80
50550000	Group Insur Expense	PA	7000000030	9/1/2012	(62.34)
50550000	Group Insur Expense	PA	7000000030	9/1/2012	(19.75)
50550000	Group Insur Expense	PA	7000000030	9/1/2012	(375.38)
50550000	Group Insur Expense	PA	7000000030	9/1/2012	(171.08)
50550000	Group Insur Expense	PA	7000000030	9/1/2012	(139.79)
50550000	Group Insur Expense	PA	7000000030	9/1/2012	(139.79)
50550000	Group Insur Expense	PA	7000000030	9/1/2012	(1,775.90)
50550000	Group Insur Expense	PA	7000000030	9/1/2012	(1,634.94)
50550000	Group Insur Expense	PA	7000000030	9/1/2012	(1,534.48)
50550000	Group Insur Expense	PA	7000000030	9/1/2012	(80.75)
50550000	Group Insur Expense	PA	7000000030	9/1/2012	(119.46)

Kentucky American Water Company  
Case No. 2012-00520  
Response to PSC DR1, Item 31

Account	Description	Doc Type	Document Number	Posting Date	Amount
50550000	Group Insur Expense	PA	7000000030	9/1/2012	(17.09)
50550000	Group Insur Expense	PA	7000000030	9/1/2012	(270.35)
50550000	Group Insur Expense	PA	7000000030	9/1/2012	(260.27)
50550000	Group Insur Expense	PA	7000000030	9/1/2012	(361.97)
50550000	Group Insur Expense	PA	7000000030	9/1/2012	(194.34)
50550000	Group Insur Expense	PA	7000000030	9/1/2012	(328.41)
50550000	Group Insur Expense	PA	7000000030	9/1/2012	(90.50)
50550000	Group Insur Expense	PA	7000000030	9/1/2012	(12.94)
50550000	Group Insur Expense	PA	7000000030	9/1/2012	(509.38)
50550000	Group Insur Expense	PA	7000000030	9/1/2012	(4,690.36)
50550000	Group Insur Expense	PA	7000000030	9/1/2012	(7,896.53)
50550000	Group Insur Expense	PA	7000000030	9/1/2012	(1,149.84)
50550000	Group Insur Expense	PA	7000000030	9/1/2012	(1,616.60)
50550000	Group Insur Expense	PA	7000000030	9/1/2012	(75.97)
50550000	Group Insur Expense	PA	7000000030	9/1/2012	(37.15)
50550000	Group Insur Expense	PA	7000000030	9/1/2012	(44.58)
50550000	Group Insur Expense	PA	7000000030	9/1/2012	(44.59)
50550000	Group Insur Expense	PA	7000000030	9/1/2012	(19.20)
50550000	Group Insur Expense	PA	7000000030	9/1/2012	(907.31)
50550000	Group Insur Expense	PA	7000000030	9/1/2012	(179.56)
50550000	Group Insur Expense	PA	7000000030	9/1/2012	(1,664.29)
50550000	Group Insur Expense	PA	7000000030	9/1/2012	(357.66)
50550000	Group Insur Expense	PA	7000000030	9/1/2012	(39.71)
50550000	Group Insur Expense	PA	7000000030	9/1/2012	(9,469.22)
50550000	Group Insur Expense	PA	7000000030	9/1/2012	(768.63)
50550000	Group Insur Expense	PA	7000000030	9/1/2012	(392.74)
50550000	Group Insur Expense	PA	7000000030	9/1/2012	(1,698.37)
50550000	Group Insur Expense	PA	7000000030	9/1/2012	(2,503.79)
50550000	Group Insur Expense	PA	7000000030	9/1/2012	(792.52)
50550000	Group Insur Expense	PA	7000000030	9/1/2012	(179.57)
50550000	Group Insur Expense	PA	7000000030	9/1/2012	(1,402.45)
50550000	Group Insur Expense	PA	7000000030	9/1/2012	(116.78)
50550000	Group Insur Expense	PA	7000000030	9/1/2012	(3,438.12)
50550000	Group Insur Expense	PA	7000000030	9/1/2012	(11.75)
50550000	Group Insur Expense	PA	7000000030	9/1/2012	(67.54)
50550000	Group Insur Expense	PA	7000000030	9/1/2012	(540.08)
50550000	Group Insur Expense	PA	7000000030	9/1/2012	(652.88)
50550000	Group Insur Expense	PA	7000000030	9/1/2012	(692.22)
50550000	Group Insur Expense	PA	7000000030	9/1/2012	(222.49)
50550000	Group Insur Expense	PA	7000000030	9/1/2012	(517.50)
50550000	Group Insur Expense	PA	7000000030	9/1/2012	(1,136.89)
50550000	Group Insur Expense	PA	7000000030	9/1/2012	(185.67)
50550000	Group Insur Expense	PA	7000000030	9/1/2012	(149.60)
50550000	Group Insur Expense	PA	7000000030	9/1/2012	(67.08)
50550000	Group Insur Expense	PA	7000000030	9/1/2012	(33.56)
50550000	Group Insur Expense	PA	7000000030	9/1/2012	(33.56)
50550000	Group Insur Expense	PA	7000000030	9/1/2012	(16.05)
50550000	Group Insur Expense	PA	7000000030	9/1/2012	(139.32)
50550000	Group Insur Expense	PA	7000000030	9/1/2012	(357.87)
50550000	Group Insur Expense	PA	7000000030	9/1/2012	(1,251.41)
50550000	Group Insur Expense	PA	7000000030	9/1/2012	(124.51)
50550000	Group Insur Expense	PA	7000000030	9/1/2012	(707.76)
50550000	Group Insur Expense	PA	7000000030	9/1/2012	(76.48)
50550000	Group Insur Expense	PA	7000000030	9/1/2012	(437.34)
50550000	Group Insur Expense	PA	7000000030	9/1/2012	(264.97)
50550000	Group Insur Expense	PA	7000000030	9/1/2012	(157.45)
50550000	Group Insur Expense	PA	7000000030	9/1/2012	(239.42)
50550000	Group Insur Expense	PA	7000000030	9/1/2012	(14.17)
50550000	Group Insur Expense	PA	7000000030	9/1/2012	(143.71)
50550000	Group Insur Expense	PA	7000000030	9/1/2012	(7.17)
50550000	Group Insur Expense	PA	7000000030	9/1/2012	(60.94)
50550000	Group Insur Expense	PA	7000000030	9/1/2012	(338.10)
50550000	Group Insur Expense	PA	7000000030	9/1/2012	(208.05)
50550000	Group Insur Expense	PA	7000000030	9/1/2012	(284.74)
50550000	Group Insur Expense	PA	7000000030	9/1/2012	(62.85)
50550000	Group Insur Expense	PA	7000000030	9/1/2012	(230.81)
51010000	Purchased Water	SG	100001054	9/1/2012	(24,521.00)
51010000	Purchased Water	SG	100001054	9/1/2012	(6,387.00)
51010000	Purchased Water	SG	100001054	9/1/2012	(11,657.00)
51010000	Purchased Water	SG	100001054	9/1/2012	(2,658.00)
51110000	Waste Disposal	SG	100001078	9/1/2012	(2,651.76)
51510000	Purchased Power	SG	100001053	9/1/2012	23,628.64
51510000	Purchased Power	SG	100001053	9/1/2012	59,693.31
51510000	Purchased Power	SG	100001053	9/1/2012	733.90
51510000	Purchased Power	SG	100001053	9/1/2012	15,221.12
51510000	Purchased Power	SG	100001078	9/1/2012	(69,278.29)
51510000	Purchased Power	SG	100001078	9/1/2012	(179.37)

Kentucky American Water Company  
Case No. 2012-00520  
Response to PSC DR1, Item 31

Account	Description	Doc Type	Document Number	Posting Date	Amount
51510000	Purchased Power	SG	100001078	9/1/2012	(957.44)
51510000	Purchased Power	SG	100001078	9/1/2012	(439,135.17)
51510000	Purchased Power	SG	100001078	9/1/2012	(11,082.21)
51510000	Purchased Power	SG	100001078	9/1/2012	(1,890.25)
51510000	Purchased Power	SG	100001078	9/1/2012	(10.65)
51510000	Purchased Power	SG	100001078	9/1/2012	(332.92)
52000000	M&S Expense (O&M)	SG	100001055	9/1/2012	(4,667.00)
52000000	M&S Expense (O&M)	SG	100001055	9/1/2012	(2,624.00)
52000000	M&S Expense (O&M)	SG	100001055	9/1/2012	(3,615.00)
52000000	M&S Expense (O&M)	SG	100001058	9/1/2012	(10,600.00)
52000000	M&S Expense (O&M)	SG	100001058	9/1/2012	(81,662.40)
52000000	M&S Expense (O&M)	SG	100001058	9/1/2012	(30,000.00)
52000000	M&S Expense (O&M)	SG	100001058	9/1/2012	(20,000.00)
52000000	M&S Expense (O&M)	SG	100001058	9/1/2012	(20,000.00)
52000000	M&S Expense (O&M)	SG	100001079	9/1/2012	(30,902.66)
52500000	Misc Expense (O&M)	SG	100001057	9/1/2012	(56,722.93)
52500000	Misc Expense (O&M)	SG	100001057	9/1/2012	(5,079.68)
52500000	Misc Expense (O&M)	SG	100001064	9/1/2012	(139.84)
52510000	Bank Svc Charges	SG	100001069	9/1/2012	(9,699.07)
52510000	Bank Svc Charges	SG	100001075	9/1/2012	(23,203.19)
52520000	Collection Agencies	SG	100001062	9/1/2012	(1,742.86)
52520000	Collection Agencies	SG	100001071	9/1/2012	(3,176.65)
52520000	Collection Agencies	SG	100001071	9/1/2012	(2,352.00)
52526100	Credit Line Fees I/C	SG	100001061	9/1/2012	(4,604.32)
52532000	Electricity	SG	100001078	9/1/2012	(92.81)
52532000	Electricity	SG	100001078	9/1/2012	(14.20)
52532000	Electricity	SG	100001078	9/1/2012	(4,005.07)
52532000	Electricity	SG	100001078	9/1/2012	(501.59)
52532000	Electricity	SG	100001078	9/1/2012	(8,443.80)
52532000	Electricity	SG	100001078	9/1/2012	(224.45)
52532000	Electricity	SG	100001078	9/1/2012	(1,249.38)
52534000	Employee Expenses	SG	100001063	9/1/2012	(8,534.63)
52534000	Employee Expenses	SG	100001079	9/1/2012	(11,955.07)
52535000	Meals Deductible	SG	100001063	9/1/2012	(8,534.63)
52535000	Meals Deductible	SG	100001079	9/1/2012	(11,955.07)
52542000	Forms	SG	100001068	9/1/2012	(32,998.12)
52546000	Grounds Keeping	SG	100001055	9/1/2012	(7,000.00)
52548000	Heating Oil/Gas	SG	100001078	9/1/2012	(540.94)
52548000	Heating Oil/Gas	SG	100001078	9/1/2012	(8.68)
52548000	Heating Oil/Gas	SG	100001078	9/1/2012	(1,023.84)
52571100	Add'l Security Costs	SG	100001055	9/1/2012	(6,800.00)
52574000	Telephone	SG	100001077	9/1/2012	(2,046.65)
52574000	Telephone	SG	100001077	9/1/2012	(975.32)
52574000	Telephone	SG	100001077	9/1/2012	(7.12)
52574000	Telephone	SG	100001077	9/1/2012	(25.73)
52574000	Telephone	SG	100001077	9/1/2012	(343.26)
52574000	Telephone	SG	100001077	9/1/2012	(122.50)
52574000	Telephone	SG	100001077	9/1/2012	(0.76)
52574000	Telephone	SG	100001077	9/1/2012	(46.59)
52574000	Telephone	SG	100001077	9/1/2012	(966.48)
52574000	Telephone	SG	100001077	9/1/2012	(61.69)
52574100	Cell Phone	SG	100001077	9/1/2012	(50.63)
52574100	Cell Phone	SG	100001077	9/1/2012	(6.12)
52574100	Cell Phone	SG	100001077	9/1/2012	(351.52)
52574100	Cell Phone	SG	100001077	9/1/2012	(641.21)
52574100	Cell Phone	SG	100001077	9/1/2012	(216.46)
52574100	Cell Phone	SG	100001077	9/1/2012	(373.63)
52574100	Cell Phone	SG	100001077	9/1/2012	(60.15)
52574100	Cell Phone	SG	100001077	9/1/2012	(59.10)
52574100	Cell Phone	SG	100001077	9/1/2012	(55.47)
52574100	Cell Phone	SG	100001077	9/1/2012	(1,298.50)
52574100	Cell Phone	SG	100001077	9/1/2012	(2,110.54)
52574100	Cell Phone	SG	100001077	9/1/2012	(361.21)
52574100	Cell Phone	SG	100001077	9/1/2012	(61.03)
52574100	Cell Phone	SG	100001077	9/1/2012	(96.09)
52574100	Cell Phone	SG	100001077	9/1/2012	(198.73)
53150000	Contr Svc-Other	SG	100001055	9/1/2012	(5,000.00)
53150000	Contr Svc-Other	SG	100001055	9/1/2012	(2,800.00)
53150000	Contr Svc-Other	SG	100001058	9/1/2012	(501.40)
53150000	Contr Svc-Other	SG	100001058	9/1/2012	(2,180.00)
53150000	Contr Svc-Other	SG	100001058	9/1/2012	(633.76)
53150000	Contr Svc-Other	SG	100001058	9/1/2012	(633.76)
53150000	Contr Svc-Other	SG	100001058	9/1/2012	(633.76)
53150000	Contr Svc-Other	SG	100001058	9/1/2012	(633.76)
53150000	Contr Svc-Other	SG	100001058	9/1/2012	(18,404.00)
53150000	Contr Svc-Other	SG	100001060	9/1/2012	(100,000.00)
53150000	Contr Svc-Other	SG	100001060	9/1/2012	(9,500.07)

Kentucky American Water Company  
Case No. 2012-00520  
Response to PSC DR1, Item 31

Account	Description	Doc Type	Document Number	Posting Date	Amount
53150000	Contr Svc-Other	SG	100001060	9/1/2012	(9,483.30)
53150000	Contr Svc-Other	SG	100001060	9/1/2012	(9,500.07)
53150000	Contr Svc-Other	SG	100001060	9/1/2012	(338,619.83)
53150000	Contr Svc-Other	SG	100001060	9/1/2012	(45,000.00)
53150000	Contr Svc-Other	SG	100001060	9/1/2012	(8,274.55)
53150000	Contr Svc-Other	SG	100001060	9/1/2012	(10,173.85)
53150000	Contr Svc-Other	SG	100001060	9/1/2012	(10,205.80)
53150000	Contr Svc-Other	SG	100001060	9/1/2012	(6,987.40)
53150000	Contr Svc-Other	SG	100001060	9/1/2012	(8,596.46)
53150000	Contr Svc-Other	SG	100001060	9/1/2012	(10,205.80)
53150000	Contr Svc-Other	SG	100001060	9/1/2012	(8,596.46)
53150000	Contr Svc-Other	SG	100001060	9/1/2012	(52,000.00)
53150000	Contr Svc-Other	SG	100001060	9/1/2012	(15,500.00)
53150000	Contr Svc-Other	SG	100001060	9/1/2012	(40,000.00)
53150000	Contr Svc-Other	SG	100001060	9/1/2012	(85,000.00)
53150000	Contr Svc-Other	SG	100001060	9/1/2012	(5,000.00)
53150000	Contr Svc-Other	SG	100001060	9/1/2012	(50,000.00)
53150000	Contr Svc-Other	SG	100001060	9/1/2012	(62,000.00)
53150000	Contr Svc-Other	SG	100001060	9/1/2012	(20,000.00)
53150000	Contr Svc-Other	SG	100001067	9/1/2012	(9,888.75)
53150000	Contr Svc-Other	SG	100001159	9/1/2012	(10,418.14)
53151000	Contr Svc-Temp EE	SG	100001055	9/1/2012	(3,956.00)
53151000	Contr Svc-Temp EE	SG	100001056	9/1/2012	(1,674.78)
53151000	Contr Svc-Temp EE	SG	100001056	9/1/2012	(311.98)
53151000	Contr Svc-Temp EE	SG	100001056	9/1/2012	(2,501.40)
53151000	Contr Svc-Temp EE	SG	100001056	9/1/2012	(305.20)
53151000	Contr Svc-Temp EE	SG	100001056	9/1/2012	(641.20)
53155000	Contr Svc-Legal	SG	100001052	9/1/2012	(6,789.48)
53155000	Contr Svc-Legal	SG	100001052	9/1/2012	(11,696.60)
53155000	Contr Svc-Legal	SG	100001052	9/1/2012	(6,404.50)
53155000	Contr Svc-Legal	SG	100001052	9/1/2012	(379.00)
53155000	Contr Svc-Legal	SG	100001052	9/1/2012	(27,238.96)
53155000	Contr Svc-Legal	SG	100001052	9/1/2012	(11,317.90)
53155000	Contr Svc-Legal	SG	100001052	9/1/2012	(33.30)
55000000	Transportation (O&M)	SG	100001057	9/1/2012	(1,932.96)
55010100	Trans Lease Costs	SG	100001070	9/1/2012	(5.67)
55010200	Trans Lease Fuel	SG	100001073	9/1/2012	(7,993.26)
55010200	Trans Lease Fuel	SG	100001073	9/1/2012	(1,373.61)
55010200	Trans Lease Fuel	SG	100001073	9/1/2012	(110.00)
55010200	Trans Lease Fuel	SG	100001080	9/1/2012	(42,274.24)
55010200	Trans Lease Fuel	SG	100001080	9/1/2012	(7,830.30)
55010200	Trans Lease Fuel	SG	100001080	9/1/2012	(210.44)
55010200	Trans Lease Fuel	SG	100001081	9/1/2012	21,137.12
55010200	Trans Lease Fuel	SG	100001081	9/1/2012	3,915.15
55010200	Trans Lease Fuel	SG	100001081	9/1/2012	105.22
55010300	Trans Lease Maint	SG	100001072	9/1/2012	(1,791.19)
55010300	Trans Lease Maint	SG	100001074	9/1/2012	(915.71)
55010300	Trans Lease Maint	SG	100001080	9/1/2012	(22,122.84)
55010300	Trans Lease Maint	SG	100001080	9/1/2012	(4,924.08)
55010300	Trans Lease Maint	SG	100001080	9/1/2012	(746.32)
55010300	Trans Lease Maint	SG	100001081	9/1/2012	11,061.42
55010300	Trans Lease Maint	SG	100001081	9/1/2012	2,462.04
55010300	Trans Lease Maint	SG	100001081	9/1/2012	373.16
62520700	Misc Main Pvg/Bckfill	SG	100001056	9/1/2012	(3,076.07)
62520700	Misc Main Pvg/Bckfill	SG	100001056	9/1/2012	(3,755.40)
68520000	Property Taxes	SH	9600000060	9/1/2012	341,933.42
68533000	FICA	PA	7000000049	9/1/2012	(143.66)
68533000	FICA	PA	7000000058	9/1/2012	57.00
68533000	FICA	PA	7000000058	9/1/2012	71.20
68533000	FICA	PA	7000000058	9/1/2012	38.96
68533000	FICA	PA	7000000058	9/1/2012	145.93
68533000	FICA	PA	7000000058	9/1/2012	75.66
68533000	FICA	PA	7000000058	9/1/2012	408.48
68533000	FICA	PA	7000000058	9/1/2012	102.64
68533000	FICA	PA	7000000058	9/1/2012	114.08
68533000	FICA	PA	7000000058	9/1/2012	10.60
68533000	FICA	PA	7000000058	9/1/2012	501.68
68533000	FICA	PA	7000000058	9/1/2012	101.36
68533000	FICA	PA	7000000058	9/1/2012	125.03
68533000	FICA	PA	7000000058	9/1/2012	372.71
68533000	FICA	PA	7000000058	9/1/2012	6.49
68533000	FICA	PA	7000000058	9/1/2012	266.45
68533000	FICA	PA	7000000058	9/1/2012	34.73
68533000	FICA	PA	7000000058	9/1/2012	28.34
68533000	FICA	PA	7000000058	9/1/2012	87.88
68533000	FICA	PA	7000000058	9/1/2012	41.10
68533000	FICA	PA	7000000058	9/1/2012	632.94

Kentucky American Water Company  
Case No. 2012-00520  
Response to PSC DR1, Item 31

Account	Description	Doc Type	Document Number	Posting Date	Amount
68533000	FICA	PA	7000000058	9/1/2012	827.25
68533000	FICA	PA	7000000058	9/1/2012	68.75
68533000	FICA	PA	7000000058	9/1/2012	48.59
68533000	FICA	PA	7000000058	9/1/2012	139.45
68533000	FICA	PA	7000000058	9/1/2012	114.41
68533000	FICA	PA	7000000058	9/1/2012	182.82
68533000	FICA	PA	7000000058	9/1/2012	258.99
68533000	FICA	PA	7000000058	9/1/2012	4.90
68533000	FICA	PA	7000000058	9/1/2012	96.78
68533000	FICA	PA	7000000058	9/1/2012	36.40
68533000	FICA	PA	7000000058	9/1/2012	30.28
68533000	FICA	PA	7000000058	9/1/2012	116.80
68533000	FICA	PA	7000000058	9/1/2012	35.85
68533000	FICA	PA	7000000058	9/1/2012	253.44
68533000	FICA	PA	7000000058	9/1/2012	156.14
68533000	FICA	PA	7000000058	9/1/2012	547.25
68533000	FICA	PA	7000000058	9/1/2012	79.55
68533000	FICA	PA	7000000058	9/1/2012	3,011.34
68533000	FICA	PA	7000000058	9/1/2012	118.81
68533000	FICA	PA	7000000058	9/1/2012	9.17
68533000	FICA	PA	7000000058	9/1/2012	3.05
68533000	FICA	PA	7000000058	9/1/2012	89.69
68533000	FICA	PA	7000000058	9/1/2012	97.45
68533000	FICA	PA	7000000058	9/1/2012	212.71
68533000	FICA	PA	7000000058	9/1/2012	3,546.74
68533000	FICA	PA	7000000058	9/1/2012	740.29
68533000	FICA	PA	7000000058	9/1/2012	13.80
68533000	FICA	PA	7000000058	9/1/2012	125.63
68533000	FICA	PA	7000000058	9/1/2012	92.03
68533000	FICA	PA	7000000058	9/1/2012	640.75
68533000	FICA	PA	7000000058	9/1/2012	16.61
68533000	FICA	PA	7000000058	9/1/2012	35.19
68533000	FICA	PA	7000000058	9/1/2012	20.36
68533000	FICA	PA	7000000058	9/1/2012	833.65
68533000	FICA	PA	7000000058	9/1/2012	1.73
68533000	FICA	PA	7000000058	9/1/2012	440.36
68533000	FICA	PA	7000000058	9/1/2012	92.59
68533000	FICA	PA	7000000058	9/1/2012	210.68
68533000	FICA	PA	7000000058	9/1/2012	750.62
68533000	FICA	PA	7000000058	9/1/2012	351.20
68533000	FICA	PA	7000000058	9/1/2012	178.28
68533000	FICA	PA	7000000058	9/1/2012	504.58
68533000	FICA	PA	7000000058	9/1/2012	636.48
68533000	FICA	PA	7000000058	9/1/2012	104.03
68533000	FICA	PA	7000000058	9/1/2012	42.32
68533000	FICA	PA	7000000058	9/1/2012	170.77
68533000	FICA	PA	7000000058	9/1/2012	120.60
68533000	FICA	PA	7000000058	9/1/2012	1,450.18
68533000	FICA	PA	7000000058	9/1/2012	43.72
68533000	FICA	PA	7000000058	9/1/2012	319.72
68533000	FICA	PA	7000000058	9/1/2012	7.26
68533000	FICA	PA	7000000058	9/1/2012	39.14
68533000	FICA	PA	7000000058	9/1/2012	39.15
68533000	FICA	PA	7000000058	9/1/2012	50.40
68533000	FICA	PA	7000000058	9/1/2012	25.20
68533000	FICA	PA	7000000058	9/1/2012	37.80
68533000	FICA	PA	7000000030	9/1/2012	(47.73)
68533000	FICA	PA	7000000030	9/1/2012	(26.85)
68533000	FICA	PA	7000000030	9/1/2012	(39.14)
68533000	FICA	PA	7000000030	9/1/2012	(39.13)
68533000	FICA	PA	7000000030	9/1/2012	(75.54)
68533000	FICA	PA	7000000030	9/1/2012	(28.76)
68533000	FICA	PA	7000000030	9/1/2012	(78.59)
68533000	FICA	PA	7000000030	9/1/2012	(811.43)
68533000	FICA	PA	7000000030	9/1/2012	(423.79)
68533000	FICA	PA	7000000030	9/1/2012	(20.92)
68533000	FICA	PA	7000000030	9/1/2012	(8.91)
68533000	FICA	PA	7000000030	9/1/2012	(800.44)
68533000	FICA	PA	7000000030	9/1/2012	(146.95)
68533000	FICA	PA	7000000030	9/1/2012	(2.99)
68533000	FICA	PA	7000000030	9/1/2012	(48.20)
68533000	FICA	PA	7000000030	9/1/2012	(6.21)
68533000	FICA	PA	7000000030	9/1/2012	(69.90)
68533000	FICA	PA	7000000030	9/1/2012	(137.25)
68533000	FICA	PA	7000000030	9/1/2012	(133.46)
68533000	FICA	PA	7000000030	9/1/2012	(1,739.58)
68533000	FICA	PA	7000000030	9/1/2012	(2,702.72)

Kentucky American Water Company  
Case No. 2012-00520  
Response to PSC DR1, Item 31

Account	Description	Doc Type	Document Number	Posting Date	Amount
68533000	FICA	PA	7000000030	9/1/2012	(13.68)
68533000	FICA	PA	7000000030	9/1/2012	(13.68)
68533000	FICA	PA	7000000030	9/1/2012	(11.40)
68533000	FICA	PA	7000000030	9/1/2012	(34.66)
68533000	FICA	PA	7000000030	9/1/2012	(17.37)
68533000	FICA	PA	7000000030	9/1/2012	(61.15)
68533000	FICA	PA	7000000030	9/1/2012	(477.67)
68533000	FICA	PA	7000000030	9/1/2012	(163.62)
68533000	FICA	PA	7000000030	9/1/2012	(18.20)
68533000	FICA	PA	7000000030	9/1/2012	(4,078.83)
68533000	FICA	PA	7000000030	9/1/2012	(356.90)
68533000	FICA	PA	7000000030	9/1/2012	(617.90)
68533000	FICA	PA	7000000030	9/1/2012	(708.52)
68533000	FICA	PA	7000000030	9/1/2012	(575.70)
68533000	FICA	PA	7000000030	9/1/2012	(390.24)
68533000	FICA	PA	7000000030	9/1/2012	(174.56)
68533000	FICA	PA	7000000030	9/1/2012	(341.57)
68533000	FICA	PA	7000000030	9/1/2012	(79.43)
68533000	FICA	PA	7000000030	9/1/2012	(38.05)
68533000	FICA	PA	7000000030	9/1/2012	(479.75)
68533000	FICA	PA	7000000030	9/1/2012	(1,055.43)
68533000	FICA	PA	7000000030	9/1/2012	(5.34)
68533000	FICA	PA	7000000030	9/1/2012	(59.90)
68533000	FICA	PA	7000000030	9/1/2012	(178.03)
68533000	FICA	PA	7000000030	9/1/2012	(260.83)
68533000	FICA	PA	7000000030	9/1/2012	(430.44)
68533000	FICA	PA	7000000030	9/1/2012	(203.36)
68533000	FICA	PA	7000000030	9/1/2012	(71.57)
68533000	FICA	PA	7000000030	9/1/2012	(279.70)
68533000	FICA	PA	7000000030	9/1/2012	(782.08)
68533000	FICA	PA	7000000030	9/1/2012	(63.53)
68533000	FICA	PA	7000000030	9/1/2012	(80.34)
68533000	FICA	PA	7000000030	9/1/2012	(79.70)
68533000	FICA	PA	7000000030	9/1/2012	(39.85)
68533000	FICA	PA	7000000030	9/1/2012	(39.85)
68533000	FICA	PA	7000000030	9/1/2012	(68.84)
68533000	FICA	PA	7000000030	9/1/2012	(527.92)
68533000	FICA	PA	7000000030	9/1/2012	(47.58)
68533000	FICA	PA	7000000030	9/1/2012	(144.45)
68533000	FICA	PA	7000000030	9/1/2012	(205.76)
68533000	FICA	PA	7000000030	9/1/2012	(92.67)
68533000	FICA	PA	7000000030	9/1/2012	(111.00)
68533000	FICA	PA	7000000030	9/1/2012	(59.89)
68533000	FICA	PA	7000000030	9/1/2012	(65.99)
68533000	FICA	PA	7000000030	9/1/2012	(25.63)
68533000	FICA	PA	7000000030	9/1/2012	(46.54)
68533000	FICA	PA	7000000030	9/1/2012	(78.87)
68533000	FICA	PA	7000000030	9/1/2012	(5.33)
68533000	FICA	PA	7000000030	9/1/2012	(56.76)
68533000	FICA	PA	7000000030	9/1/2012	(66.17)
68533000	FICA	PA	7000000030	9/1/2012	(19.61)
68533000	FICA	PA	7000000030	9/1/2012	(5.18)
68533000	FICA	PA	7000000030	9/1/2012	(67.96)
68533000	FICA	PA	7000000030	9/1/2012	(18.04)
68533000	FICA	PA	7000000030	9/1/2012	(89.64)
68533000	FICA	PA	7000000030	9/1/2012	(67.29)
68535000	SUTA	PA	7000000058	9/1/2012	8.05
68535000	SUTA	PA	7000000058	9/1/2012	8.07
68535000	SUTA	PA	7000000058	9/1/2012	5.70
68535000	SUTA	PA	7000000058	9/1/2012	35.49
68535000	SUTA	PA	7000000058	9/1/2012	29.67
68535000	SUTA	PA	7000000030	9/1/2012	(46.70)
68535000	SUTA	PA	7000000030	9/1/2012	(35.66)
68535000	SUTA	PA	7000000030	9/1/2012	(52.33)
68545000	Utility Reg Assessme	SH	9600000059	9/1/2012	12,177.99
71521000	M&J Expenses	SG	100001056	9/1/2012	(238.25)
81020000	Div Decl P/S w/ MRR	SG	100001066	9/1/2012	(94,228.75)
82015000	Amort Dbt Dsc&Ex I/C	SA	100001237	9/1/2012	(77.75)
86031000	Div Dec Pref Stk	SG	100001066	9/1/2012	94,228.75
52548000	Heating Oil/Gas	ZN	5000001040	9/3/2012	319.22
52548000	Heating Oil/Gas	ZN	5000001040	9/3/2012	64.30
55730000	Ins Other	SA	100001098	9/3/2012	538.90
40111000	Res Sales Billed	ZA	9400000347	9/4/2012	(8.43)
40111000	Res Sales Billed	ZA	9400000347	9/4/2012	(113.16)
40111000	Res Sales Billed	ZA	9400000347	9/4/2012	(171,166.28)
40121000	Com Sales Billed	ZA	9400000347	9/4/2012	(155,686.65)
40145000	Priv Fire Billed	ZA	9400000347	9/4/2012	(9,282.81)



Kentucky American Water Company  
Case No. 2012-00520  
Response to PSC DR1, Item 31

Account	Description	Doc Type	Document Number	Posting Date	Amount
40151000	Publ Auth Billed	ZA	9400000347	9/4/2012	(5,838.70)
40161050	SlS/Rsle Billed I/C	SA	100000894	9/4/2012	(820.80)
40161050	SlS/Rsle Billed I/C	SA	100000894	9/4/2012	(1,492.63)
40310400	OthRev-NSF Ck Chrg	ZA	9400000347	9/4/2012	(12.00)
40310400	OthRev-NSF Ck Chrg	ZA	9400000347	9/4/2012	(144.00)
40310500	OthRev-Appl/InitFee	ZA	9400000347	9/4/2012	(3,978.00)
40310700	OthRev-Reconnct Fee	ZA	9400000347	9/4/2012	(650.00)
51015000	Purchased Water I/C	SA	100000894	9/4/2012	820.80
51015000	Purchased Water I/C	SA	100000894	9/4/2012	1,492.63
52000000	M&S Expense (O&M)	WA	5000000988	9/4/2012	61.84
52000000	M&S Expense (O&M)	WA	5000000988	9/4/2012	3,532.98
52000000	M&S Expense (O&M)	WA	5000000990	9/4/2012	(61.84)
52000000	M&S Expense (O&M)	WA	5000000990	9/4/2012	(3,534.00)
52000000	M&S Expense (O&M)	KR	5000001000	9/4/2012	3,975.00
52000000	M&S Expense (O&M)	KR	5000001000	9/4/2012	3,975.00
52000000	M&S Expense (O&M)	KR	5000001000	9/4/2012	429.43
52500000	Misc Expense (O&M)	KR	5000001001	9/4/2012	307.22
52500000	Misc Expense (O&M)	KR	5000001001	9/4/2012	221.81
52500000	Misc Expense (O&M)	KR	5000001001	9/4/2012	183.74
52500000	Misc Expense (O&M)	KR	5000001001	9/4/2012	108.63
52500000	Misc Expense (O&M)	KR	5000001001	9/4/2012	35.27
52578000	Trash Removal	KR	5000000999	9/4/2012	273.33
52583000	Water & WW	KR	5000001003	9/4/2012	14.39
53150000	Contr Svc-Other	KR	5000000997	9/4/2012	1,207.02
53150000	Contr Svc-Other	KR	5000000998	9/4/2012	83.45
53150000	Contr Svc-Other	KR	5000001002	9/4/2012	5,933.25
57010000	Uncoll Accts Exp	ZA	9400000347	9/4/2012	(112.04)
40111000	Res Sales Billed	ZA	9400000350	9/5/2012	(9.62)
40111000	Res Sales Billed	ZA	9400000350	9/5/2012	(32.75)
40111000	Res Sales Billed	ZA	9400000350	9/5/2012	(43.61)
40111000	Res Sales Billed	ZA	9400000350	9/5/2012	(13,610.05)
40121000	Com Sales Billed	ZA	9400000350	9/5/2012	(1,902.29)
40161050	SlS/Rsle Billed I/C	SA	100000900	9/5/2012	820.80
40161050	SlS/Rsle Billed I/C	SA	100000900	9/5/2012	1,492.63
40310400	OthRev-NSF Ck Chrg	ZA	9400000350	9/5/2012	(24.00)
40310500	OthRev-Appl/InitFee	ZA	9400000350	9/5/2012	26.00
40310500	OthRev-Appl/InitFee	ZA	9400000350	9/5/2012	(78.00)
40310600	OthRev-Usage Data	SA	100000903	9/5/2012	(1,435.00)
40319900	OthRev-Misc Svc	SA	100000903	9/5/2012	(200.00)
50100000	Labor Expense	DR	4000001202	9/5/2012	(797.53)
51015000	Purchased Water I/C	SA	100000900	9/5/2012	(820.80)
51015000	Purchased Water I/C	SA	100000900	9/5/2012	(1,492.63)
51110000	Waste Disposal	ZN	5000001005	9/5/2012	1,164.03
51110000	Waste Disposal	ZN	5000001005	9/5/2012	1,460.16
51510000	Purchased Power	ZN	5000001005	9/5/2012	201,482.62
51510000	Purchased Power	ZN	5000001005	9/5/2012	65.39
51510000	Purchased Power	ZN	5000001005	9/5/2012	805.61
51510000	Purchased Power	ZN	5000001005	9/5/2012	3,349.19
51510000	Purchased Power	ZN	5000001005	9/5/2012	2,508.32
51510000	Purchased Power	ZN	5000001005	9/5/2012	920.82
51510000	Purchased Power	ZN	5000001005	9/5/2012	864.00
51510000	Purchased Power	ZN	5000001005	9/5/2012	5,377.29
51510000	Purchased Power	ZN	5000001005	9/5/2012	323.70
52000000	M&S Expense (O&M)	WA	5000001010	9/5/2012	71.71
52000000	M&S Expense (O&M)	WA	5000001010	9/5/2012	85.95
52500000	Misc Expense (O&M)	WE	5000001004	9/5/2012	40.88
52532000	Electricity	ZN	5000001005	9/5/2012	37.42
52532000	Electricity	ZN	5000001005	9/5/2012	21.58
52532000	Electricity	ZN	5000001005	9/5/2012	43.62
52532000	Electricity	ZN	5000001005	9/5/2012	108.56
52532000	Electricity	ZN	5000001005	9/5/2012	31.34
52532000	Electricity	ZN	5000001005	9/5/2012	518.81
52532000	Electricity	ZN	5000001005	9/5/2012	6,720.62
52532000	Electricity	ZN	5000001005	9/5/2012	29.14
52532000	Electricity	ZN	5000001005	9/5/2012	1,337.43
52548000	Heating Oil/Gas	ZN	5000001005	9/5/2012	280.19
52548000	Heating Oil/Gas	ZN	5000001005	9/5/2012	513.66
52548000	Heating Oil/Gas	ZN	5000001005	9/5/2012	78.33
52550000	Janitorial	ZF	5000001007	9/5/2012	5,403.33
52562000	Office Supplies	WE	5000001004	9/5/2012	13.61
52562000	Office Supplies	WE	5000001009	9/5/2012	42.36
52562000	Office Supplies	WE	5000001009	9/5/2012	19.65
52562000	Office Supplies	WE	5000001009	9/5/2012	7.31
52574000	Telephone	ZC	9400000349	9/5/2012	0.76
52574000	Telephone	ZC	9400000349	9/5/2012	7.12
52574000	Telephone	ZC	9400000349	9/5/2012	25.73
52574000	Telephone	ZC	9400000349	9/5/2012	43.90

Kentucky American Water Company  
Case No. 2012-00520  
Response to PSC DR1, Item 31

Account	Description	Doc Type	Document Number	Posting Date	Amount
52574000	Telephone	ZC	9400000349	9/5/2012	98.00
52574100	Cell Phone	ZC	9400000349	9/5/2012	45.90
52574100	Cell Phone	ZC	9400000349	9/5/2012	64.05
52574100	Cell Phone	ZC	9400000349	9/5/2012	69.46
52574100	Cell Phone	ZC	9400000349	9/5/2012	70.17
52574100	Cell Phone	ZC	9400000349	9/5/2012	74.76
52574100	Cell Phone	ZC	9400000349	9/5/2012	76.08
52574100	Cell Phone	ZC	9400000349	9/5/2012	94.23
52574100	Cell Phone	ZC	9400000349	9/5/2012	121.54
52574100	Cell Phone	ZC	9400000349	9/5/2012	177.99
52574100	Cell Phone	ZC	9400000349	9/5/2012	251.37
52574100	Cell Phone	ZC	9400000349	9/5/2012	273.81
52574100	Cell Phone	ZC	9400000349	9/5/2012	335.95
52574100	Cell Phone	ZC	9400000349	9/5/2012	411.96
52574100	Cell Phone	ZC	9400000349	9/5/2012	472.61
52574100	Cell Phone	ZC	9400000349	9/5/2012	1,086.03
52574100	Cell Phone	ZC	9400000349	9/5/2012	2,051.52
52578000	Trash Removal	KR	5000001021	9/5/2012	247.89
57010000	Uncoll Accts Exp	ZA	9400000350	9/5/2012	(293.50)
40111000	Res Sales Billed	ZA	9400000351	9/6/2012	(26,204.56)
40111000	Res Sales Billed	ZA	9400000351	9/6/2012	(376.53)
40111000	Res Sales Billed	ZA	9400000351	9/6/2012	(258,396.54)
40121000	Com Sales Billed	ZA	9400000351	9/6/2012	(933.73)
40121000	Com Sales Billed	ZA	9400000351	9/6/2012	(103,069.41)
40145000	Priv Fire Billed	ZA	9400000351	9/6/2012	(92,571.38)
40151000	Publ Auth Billed	ZA	9400000351	9/6/2012	(7,552.42)
40161000	SlS/Rsle Billed	ZA	9400000351	9/6/2012	(16,317.08)
40211000	Dom WW Svc Billed	ZA	9400000351	9/6/2012	(4.94)
40211000	Dom WW Svc Billed	ZA	9400000351	9/6/2012	(19.21)
40310400	OthRev-NSF Ck Chrg	ZA	9400000351	9/6/2012	(300.00)
40310500	OthRev-Appl/InitFee	ZA	9400000351	9/6/2012	(52.00)
40310500	OthRev-Appl/InitFee	ZA	9400000351	9/6/2012	(338.00)
40310500	OthRev-Appl/InitFee	ZA	9400000351	9/6/2012	(5,096.00)
40310700	OthRev-Reconnct Fee	ZA	9400000351	9/6/2012	(1,404.00)
40319900	OthRev-Misc Svc	DR	4000001259	9/6/2012	(1,634.00)
40319900	OthRev-Misc Svc	DR	4000001266	9/6/2012	(2,451.00)
40319900	OthRev-Misc Svc	DR	4000001285	9/6/2012	(10,210.00)
40319900	OthRev-Misc Svc	DR	4000001294	9/6/2012	(3,536.00)
40319900	OthRev-Misc Svc	DR	4000001294	9/6/2012	(3,536.00)
40319900	OthRev-Misc Svc	DR	4000001294	9/6/2012	(3,536.00)
40319900	OthRev-Misc Svc	DR	4000001300	9/6/2012	(817.00)
40319900	OthRev-Misc Svc	DR	4000001305	9/6/2012	(817.00)
40319900	OthRev-Misc Svc	DR	4000001308	9/6/2012	(3,268.00)
40319900	OthRev-Misc Svc	DR	4000001313	9/6/2012	(817.00)
40319900	OthRev-Misc Svc	DR	4000001323	9/6/2012	(1,569.00)
40319900	OthRev-Misc Svc	DR	4000001327	9/6/2012	(817.00)
40319900	OthRev-Misc Svc	DR	4000001331	9/6/2012	(3,536.00)
40319900	OthRev-Misc Svc	DR	4000001336	9/6/2012	(21,216.00)
50100000	Labor Expense	DR	4000001318	9/6/2012	(310.42)
52000000	M&S Expense (O&M)	WA	5000001022	9/6/2012	76.15
52000000	M&S Expense (O&M)	WA	5000001022	9/6/2012	123.67
52000000	M&S Expense (O&M)	WA	5000001045	9/6/2012	(205.53)
52000000	M&S Expense (O&M)	WA	5000001045	9/6/2012	(71.32)
52000000	M&S Expense (O&M)	WA	5000001045	9/6/2012	(86.77)
52000000	M&S Expense (O&M)	WA	5000001045	9/6/2012	(256.95)
52000000	M&S Expense (O&M)	WA	5000001045	9/6/2012	(81.33)
52000000	M&S Expense (O&M)	WA	5000001045	9/6/2012	(267.78)
52000000	M&S Expense (O&M)	WA	5000001045	9/6/2012	(71.71)
52546000	Grounds Keeping	KR	5000001034	9/6/2012	444.14
52546000	Grounds Keeping	KR	5000001034	9/6/2012	53.00
52546000	Grounds Keeping	KR	5000001034	9/6/2012	21.20
52546000	Grounds Keeping	KR	5000001036	9/6/2012	53.00
52546000	Grounds Keeping	KR	5000001036	9/6/2012	53.00
52546000	Grounds Keeping	KR	5000001037	9/6/2012	106.00
52574000	Telephone	ZC	9400000348	9/6/2012	53.40
52574100	Cell Phone	ZC	9400000348	9/6/2012	102.60
52578000	Trash Removal	KR	5000001049	9/6/2012	104.48
53150000	Contr Svc-Other	KR	5000001023	9/6/2012	345.56
53150000	Contr Svc-Other	KR	5000001023	9/6/2012	22.26
53150000	Contr Svc-Other	WE	5000001024	9/6/2012	52,125.00
53150000	Contr Svc-Other	KR	5000001029	9/6/2012	468.76
53150000	Contr Svc-Other	KR	5000001030	9/6/2012	25.65
53150000	Contr Svc-Other	KR	5000001031	9/6/2012	562.86
53150000	Contr Svc-Other	KR	5000001032	9/6/2012	482.30
53150000	Contr Svc-Other	KR	5000001033	9/6/2012	718.98
53150000	Contr Svc-Other	KR	5000001035	9/6/2012	690.06
53150000	Contr Svc-Other	KR	5000001048	9/6/2012	784.40
57010000	Uncoll Accts Exp	ZA	9400000351	9/6/2012	(19.37)

Kentucky American Water Company  
Case No. 2012-00520  
Response to PSC DR1, Item 31

Account	Description	Doc Type	Document Number	Posting Date	Amount
57010000	Uncoll Accts Exp	ZA	9400000351	9/6/2012	(215.64)
40111000	Res Sales Billed	ZA	9400000352	9/7/2012	(188,116.58)
40111000	Res Sales Billed	ZA	9400000352	9/7/2012	(12,491.23)
40111000	Res Sales Billed	ZA	9400000352	9/7/2012	(14,558.40)
40121000	Com Sales Billed	ZA	9400000352	9/7/2012	(208,923.10)
40121000	Com Sales Billed	ZA	9400000352	9/7/2012	(946.04)
40121000	Com Sales Billed	ZA	9400000352	9/7/2012	(6,486.44)
40131000	Ind Sales Billed	ZA	9400000352	9/7/2012	(31,104.57)
40131000	Ind Sales Billed	ZA	9400000352	9/7/2012	(396.51)
40145000	Priv Fire Billed	ZA	9400000352	9/7/2012	(4,476.23)
40151000	Publ Auth Billed	ZA	9400000352	9/7/2012	(152,007.08)
40151000	Publ Auth Billed	ZA	9400000352	9/7/2012	(243.00)
40161000	SlS/Rsle Billed	ZA	9400000352	9/7/2012	(32,583.50)
40211000	Dom WW Svc Billed	ZA	9400000352	9/7/2012	(15,131.87)
40221000	Com WW Svc Billed	ZA	9400000352	9/7/2012	(7,879.98)
40251000	PubAuth WW Billed	ZA	9400000352	9/7/2012	(301.40)
40310400	OthRev-NSF Ck Chrg	ZA	9400000352	9/7/2012	(156.00)
40310500	OthRev-Appl/InitFee	ZA	9400000352	9/7/2012	(3,198.00)
40310500	OthRev-Appl/InitFee	ZA	9400000352	9/7/2012	(26.00)
40310500	OthRev-Appl/InitFee	ZA	9400000352	9/7/2012	(78.00)
40310500	OthRev-Appl/InitFee	ZA	9400000352	9/7/2012	(364.00)
40310700	OthRev-Reconnct Fee	ZA	9400000352	9/7/2012	(1,560.00)
40310700	OthRev-Reconnct Fee	ZA	9400000352	9/7/2012	(260.00)
40319900	OthRev-Misc Svc	DR	4000001271	9/7/2012	(8,170.00)
40319900	OthRev-Misc Svc	DR	4000001276	9/7/2012	(817.00)
40319900	OthRev-Misc Svc	DR	4000001341	9/7/2012	(817.00)
40319900	OthRev-Misc Svc	DR	4000001347	9/7/2012	(2,541.00)
50100000	Labor Expense	PA	7000000045	9/7/2012	170.32
50100000	Labor Expense	PA	7000000045	9/7/2012	226.95
50100000	Labor Expense	PA	7000000045	9/7/2012	1,198.88
50100000	Labor Expense	PA	7000000045	9/7/2012	18,901.97
50100000	Labor Expense	PA	7000000045	9/7/2012	37,984.22
50100000	Labor Expense	PA	7000000045	9/7/2012	1,608.00
50100000	Labor Expense	PA	7000000045	9/7/2012	254.96
50100000	Labor Expense	PA	7000000045	9/7/2012	41.62
50100000	Labor Expense	PA	7000000045	9/7/2012	388.16
50100000	Labor Expense	PA	7000000045	9/7/2012	192.96
50100000	Labor Expense	PA	7000000045	9/7/2012	124.86
50100000	Labor Expense	PA	7000000045	9/7/2012	86.48
50100000	Labor Expense	PA	7000000045	9/7/2012	1,488.75
50100000	Labor Expense	PA	7000000045	9/7/2012	778.95
50100000	Labor Expense	PA	7000000045	9/7/2012	18.41
50100000	Labor Expense	PA	7000000045	9/7/2012	3,509.76
50100000	Labor Expense	PA	7000000045	9/7/2012	2,146.81
50100000	Labor Expense	PA	7000000045	9/7/2012	1,557.63
50100000	Labor Expense	PA	7000000045	9/7/2012	1,296.00
50100000	Labor Expense	PA	7000000045	9/7/2012	1,036.80
50100000	Labor Expense	PA	7000000045	9/7/2012	5,104.33
50100000	Labor Expense	PA	7000000045	9/7/2012	1,988.72
50100000	Labor Expense	PA	7000000045	9/7/2012	9,563.23
50100000	Labor Expense	PA	7000000045	9/7/2012	1,378.83
50100000	Labor Expense	PA	7000000045	9/7/2012	1,761.73
50100000	Labor Expense	PA	7000000045	9/7/2012	69.21
50100000	Labor Expense	PA	7000000045	9/7/2012	991.08
50100000	Labor Expense	PA	7000000045	9/7/2012	86.32
50100000	Labor Expense	PA	7000000045	9/7/2012	6,607.80
50100000	Labor Expense	PA	7000000045	9/7/2012	744.06
50100000	Labor Expense	PA	7000000045	9/7/2012	115.36
50100000	Labor Expense	PA	7000000045	9/7/2012	5,935.30
50100000	Labor Expense	PA	7000000045	9/7/2012	670.83
50100000	Labor Expense	PA	7000000045	9/7/2012	2,356.48
50100000	Labor Expense	PA	7000000045	9/7/2012	2,222.35
50100000	Labor Expense	PA	7000000045	9/7/2012	878.40
50100000	Labor Expense	PA	7000000045	9/7/2012	1,317.60
50100000	Labor Expense	PA	7000000045	9/7/2012	213.72
50100000	Labor Expense	PA	7000000045	9/7/2012	432.47
50100000	Labor Expense	PA	7000000045	9/7/2012	831.77
50100000	Labor Expense	PA	7000000045	9/7/2012	885.50
50100000	Labor Expense	PA	7000000045	9/7/2012	9,364.88
50100000	Labor Expense	PA	7000000045	9/7/2012	6,449.77
50100000	Labor Expense	PA	7000000045	9/7/2012	2,469.40
50100000	Labor Expense	PA	7000000045	9/7/2012	1,872.08
50100000	Labor Expense	PA	7000000045	9/7/2012	3,624.13
50100000	Labor Expense	PA	7000000045	9/7/2012	641.76
50100000	Labor Expense	PA	7000000045	9/7/2012	240.66
50100000	Labor Expense	PA	7000000045	9/7/2012	962.64
50100000	Labor Expense	PA	7000000045	9/7/2012	1,258.42

Kentucky American Water Company  
Case No. 2012-00520  
Response to PSC DR1, Item 31

Account	Description	Doc Type	Document Number	Posting Date	Amount
50100000	Labor Expense	PA	7000000045	9/7/2012	1,278.37
50100000	Labor Expense	PA	7000000045	9/7/2012	285.39
50100000	Labor Expense	PA	7000000045	9/7/2012	3,047.60
50100000	Labor Expense	PA	7000000045	9/7/2012	12,786.74
50100000	Labor Expense	PA	7000000045	9/7/2012	10,644.17
50100000	Labor Expense	PA	7000000045	9/7/2012	1,160.64
50100000	Labor Expense	PA	7000000045	9/7/2012	761.67
50100000	Labor Expense	PA	7000000045	9/7/2012	872.64
50100000	Labor Expense	PA	7000000045	9/7/2012	786.24
50100000	Labor Expense	PA	7000000045	9/7/2012	2,018.34
50100000	Labor Expense	PA	7000000045	9/7/2012	6,093.36
50100000	Labor Expense	PA	7000000045	9/7/2012	2,773.32
50100000	Labor Expense	PA	7000000045	9/7/2012	109.40
50100000	Labor Expense	PA	7000000045	9/7/2012	6,539.94
50100000	Labor Expense	PA	7000000045	9/7/2012	1,516.80
50100000	Labor Expense	PA	7000000045	9/7/2012	41,278.94
50100000	Labor Expense	PA	7000000045	9/7/2012	2,892.11
50100000	Labor Expense	PA	7000000045	9/7/2012	863.31
50100000	Labor Expense	PA	7000000045	9/7/2012	12,532.50
50100000	Labor Expense	PA	7000000045	9/7/2012	865.96
50100000	Labor Expense	PA	7000000045	9/7/2012	7,700.14
50100000	Labor Expense	PA	7000000045	9/7/2012	3,851.97
50100000	Labor Expense	PA	7000000045	9/7/2012	54.70
50100000	Labor Expense	PA	7000000045	9/7/2012	1,869.04
50100000	Labor Expense	PA	7000000046	9/7/2012	1,884.80
50100000	Labor Expense	PA	7000000046	9/7/2012	1,754.46
50100000	Labor Expense	PA	7000000046	9/7/2012	844.74
50110000	Labor NS OT -Natural	PA	7000000045	9/7/2012	35.03
50110000	Labor NS OT -Natural	PA	7000000045	9/7/2012	36.26
50110000	Labor NS OT -Natural	PA	7000000045	9/7/2012	460.48
50110000	Labor NS OT -Natural	PA	7000000045	9/7/2012	157.29
50110000	Labor NS OT -Natural	PA	7000000045	9/7/2012	702.81
50110000	Labor NS OT -Natural	PA	7000000045	9/7/2012	1,409.58
50110000	Labor NS OT -Natural	PA	7000000045	9/7/2012	1,090.65
50110000	Labor NS OT -Natural	PA	7000000045	9/7/2012	202.35
50110000	Labor NS OT -Natural	PA	7000000045	9/7/2012	2,157.47
50110000	Labor NS OT -Natural	PA	7000000045	9/7/2012	140.08
50110000	Labor NS OT -Natural	PA	7000000045	9/7/2012	1,199.37
50110000	Labor NS OT -Natural	PA	7000000045	9/7/2012	1,178.45
50110000	Labor NS OT -Natural	PA	7000000045	9/7/2012	600.15
50110000	Labor NS OT -Natural	PA	7000000045	9/7/2012	795.03
50110000	Labor NS OT -Natural	PA	7000000045	9/7/2012	171.12
50110000	Labor NS OT -Natural	PA	7000000045	9/7/2012	1,369.29
50110000	Labor NS OT -Natural	PA	7000000045	9/7/2012	36.26
50110000	Labor NS OT -Natural	PA	7000000045	9/7/2012	380.73
50110000	Labor NS OT -Natural	PA	7000000045	9/7/2012	37.19
50110000	Labor NS OT -Natural	PA	7000000045	9/7/2012	1,298.18
50110000	Labor NS OT -Natural	PA	7000000045	9/7/2012	444.79
50110000	Labor NS OT -Natural	PA	7000000045	9/7/2012	8,306.97
50110000	Labor NS OT -Natural	PA	7000000045	9/7/2012	161.48
50110000	Labor NS OT -Natural	PA	7000000045	9/7/2012	533.28
50110000	Labor NS OT -Natural	PA	7000000045	9/7/2012	176.23
50110000	Labor NS OT -Natural	PA	7000000045	9/7/2012	3,830.86
50110000	Labor NS OT -Natural	PA	7000000045	9/7/2012	1,649.40
50110000	Labor NS OT -Natural	PA	7000000045	9/7/2012	173.06
50110000	Labor NS OT -Natural	PA	7000000046	9/7/2012	141.36
50120000	Labor OT - Natural	PA	7000000045	9/7/2012	4.48
50421000	401k Expense	PA	7000000045	9/7/2012	2.43
50421000	401k Expense	PA	7000000045	9/7/2012	2.16
50421000	401k Expense	PA	7000000045	9/7/2012	41.15
50421000	401k Expense	PA	7000000045	9/7/2012	0.54
50421000	401k Expense	PA	7000000045	9/7/2012	1.62
50421000	401k Expense	PA	7000000045	9/7/2012	31.11
50421000	401k Expense	PA	7000000045	9/7/2012	314.68
50421000	401k Expense	PA	7000000045	9/7/2012	29.04
50421000	401k Expense	PA	7000000045	9/7/2012	18.08
50421000	401k Expense	PA	7000000045	9/7/2012	64.24
50421000	401k Expense	PA	7000000045	9/7/2012	388.71
50421000	401k Expense	PA	7000000045	9/7/2012	805.78
50421000	401k Expense	PA	7000000045	9/7/2012	31.18
50421000	401k Expense	PA	7000000045	9/7/2012	21.12
50421000	401k Expense	PA	7000000045	9/7/2012	2.16
50421000	401k Expense	PA	7000000045	9/7/2012	23.90
50421000	401k Expense	PA	7000000045	9/7/2012	4.63
50421000	401k Expense	PA	7000000045	9/7/2012	87.76
50421000	401k Expense	PA	7000000045	9/7/2012	78.62
50421000	401k Expense	PA	7000000045	9/7/2012	15.05

Kentucky American Water Company  
Case No. 2012-00520  
Response to PSC DR1, Item 31

Account	Description	Doc Type	Document Number	Posting Date	Amount
50421000	401k Expense	PA	7000000045	9/7/2012	14.58
50421000	401k Expense	PA	7000000045	9/7/2012	25.70
50421000	401k Expense	PA	7000000045	9/7/2012	99.59
50421000	401k Expense	PA	7000000045	9/7/2012	20.10
50421000	401k Expense	PA	7000000045	9/7/2012	0.64
50421000	401k Expense	PA	7000000045	9/7/2012	2.58
50421000	401k Expense	PA	7000000045	9/7/2012	241.55
50421000	401k Expense	PA	7000000045	9/7/2012	57.23
50421000	401k Expense	PA	7000000045	9/7/2012	27.02
50421000	401k Expense	PA	7000000045	9/7/2012	22.78
50421000	401k Expense	PA	7000000045	9/7/2012	25.68
50421000	401k Expense	PA	7000000045	9/7/2012	9.63
50421000	401k Expense	PA	7000000045	9/7/2012	38.47
50421000	401k Expense	PA	7000000045	9/7/2012	7.22
50421000	401k Expense	PA	7000000045	9/7/2012	15.97
50421000	401k Expense	PA	7000000045	9/7/2012	20.81
50421000	401k Expense	PA	7000000045	9/7/2012	162.83
50421000	401k Expense	PA	7000000045	9/7/2012	87.03
50421000	401k Expense	PA	7000000045	9/7/2012	17.26
50421000	401k Expense	PA	7000000045	9/7/2012	341.99
50421000	401k Expense	PA	7000000045	9/7/2012	32.12
50421000	401k Expense	PA	7000000045	9/7/2012	26.92
50421000	401k Expense	PA	7000000045	9/7/2012	188.66
50421000	401k Expense	PA	7000000045	9/7/2012	178.45
50421000	401k Expense	PA	7000000045	9/7/2012	34.96
50421000	401k Expense	PA	7000000045	9/7/2012	1.30
50421000	401k Expense	PA	7000000045	9/7/2012	60.42
50421000	401k Expense	PA	7000000045	9/7/2012	34.36
50421000	401k Expense	PA	7000000045	9/7/2012	54.22
50421000	401k Expense	PA	7000000045	9/7/2012	348.49
50421000	401k Expense	PA	7000000045	9/7/2012	8.02
50421000	401k Expense	PA	7000000045	9/7/2012	10.16
50421000	401k Expense	PA	7000000045	9/7/2012	10.08
50421000	401k Expense	PA	7000000045	9/7/2012	62.35
50421000	401k Expense	PA	7000000045	9/7/2012	32.95
50421000	401k Expense	PA	7000000045	9/7/2012	21.96
50421000	401k Expense	PA	7000000045	9/7/2012	18.33
50421000	401k Expense	PA	7000000045	9/7/2012	39.01
50421000	401k Expense	PA	7000000045	9/7/2012	729.94
50421000	401k Expense	PA	7000000045	9/7/2012	125.78
50421000	401k Expense	PA	7000000045	9/7/2012	48.74
50421000	401k Expense	PA	7000000045	9/7/2012	183.19
50421000	401k Expense	PA	7000000045	9/7/2012	39.90
50421000	401k Expense	PA	7000000045	9/7/2012	19.02
50421000	401k Expense	PA	7000000045	9/7/2012	32.40
50421000	401k Expense	PA	7000000045	9/7/2012	25.92
50421000	401k Expense	PA	7000000045	9/7/2012	33.35
50421000	401k Expense	PA	7000000046	9/7/2012	70.18
50421000	401k Expense	PA	7000000046	9/7/2012	33.79
50422000	DCP Expense	PA	7000000045	9/7/2012	100.97
50422000	DCP Expense	PA	7000000045	9/7/2012	18.89
50422000	DCP Expense	PA	7000000045	9/7/2012	10.84
50422000	DCP Expense	PA	7000000045	9/7/2012	35.51
50422000	DCP Expense	PA	7000000045	9/7/2012	10.13
50422000	DCP Expense	PA	7000000045	9/7/2012	307.29
50422000	DCP Expense	PA	7000000045	9/7/2012	40.60
50422000	DCP Expense	PA	7000000045	9/7/2012	309.90
50422000	DCP Expense	PA	7000000045	9/7/2012	23.70
50422000	DCP Expense	PA	7000000045	9/7/2012	44.51
50422000	DCP Expense	PA	7000000045	9/7/2012	84.44
50422000	DCP Expense	PA	7000000045	9/7/2012	25.20
50422000	DCP Expense	PA	7000000045	9/7/2012	3.38
50422000	DCP Expense	PA	7000000045	9/7/2012	390.92
50422000	DCP Expense	PA	7000000045	9/7/2012	166.94
50422000	DCP Expense	PA	7000000045	9/7/2012	40.90
50422000	DCP Expense	PA	7000000045	9/7/2012	1,076.75
50422000	DCP Expense	PA	7000000045	9/7/2012	37.24
50422000	DCP Expense	PA	7000000045	9/7/2012	355.64
50422000	DCP Expense	PA	7000000045	9/7/2012	403.55
50422000	DCP Expense	PA	7000000045	9/7/2012	376.39
50422000	DCP Expense	PA	7000000045	9/7/2012	0.97
50422000	DCP Expense	PA	7000000045	9/7/2012	60.54
50422000	DCP Expense	PA	7000000045	9/7/2012	1,144.27
50422000	DCP Expense	PA	7000000045	9/7/2012	6.03
50422000	DCP Expense	PA	7000000045	9/7/2012	37.92
50422000	DCP Expense	PA	7000000045	9/7/2012	57.33
50422000	DCP Expense	PA	7000000045	9/7/2012	142.46

Kentucky American Water Company  
Case No. 2012-00520  
Response to PSC DR1, Item 31

Account	Description	Doc Type	Document Number	Posting Date	Amount
50422000	DCP Expense	PA	7000000045	9/7/2012	3.63
50422000	DCP Expense	PA	7000000045	9/7/2012	26.44
50422000	DCP Expense	PA	7000000045	9/7/2012	4.72
50422000	DCP Expense	PA	7000000045	9/7/2012	211.22
50422000	DCP Expense	PA	7000000045	9/7/2012	192.19
50422000	DCP Expense	PA	7000000045	9/7/2012	10.15
50422000	DCP Expense	PA	7000000045	9/7/2012	29.98
50422000	DCP Expense	PA	7000000045	9/7/2012	33.70
50422000	DCP Expense	PA	7000000045	9/7/2012	12.63
50422000	DCP Expense	PA	7000000045	9/7/2012	50.52
50422000	DCP Expense	PA	7000000045	9/7/2012	41.57
50422000	DCP Expense	PA	7000000045	9/7/2012	212.52
50422000	DCP Expense	PA	7000000045	9/7/2012	44.84
50422000	DCP Expense	PA	7000000045	9/7/2012	10.40
50422000	DCP Expense	PA	7000000045	9/7/2012	93.59
50422000	DCP Expense	PA	7000000045	9/7/2012	26.25
50422000	DCP Expense	PA	7000000045	9/7/2012	6.56
50422000	DCP Expense	PA	7000000045	9/7/2012	18.04
50422000	DCP Expense	PA	7000000045	9/7/2012	60.11
50422000	DCP Expense	PA	7000000045	9/7/2012	1.05
50422000	DCP Expense	PA	7000000045	9/7/2012	3.15
50422000	DCP Expense	PA	7000000045	9/7/2012	60.90
50422000	DCP Expense	PA	7000000045	9/7/2012	98.70
50422000	DCP Expense	PA	7000000045	9/7/2012	5.21
50422000	DCP Expense	PA	7000000045	9/7/2012	73.62
50422000	DCP Expense	PA	7000000045	9/7/2012	228.83
50422000	DCP Expense	PA	7000000045	9/7/2012	193.72
50422000	DCP Expense	PA	7000000045	9/7/2012	2.87
50422000	DCP Expense	PA	7000000045	9/7/2012	5.74
50422000	DCP Expense	PA	7000000046	9/7/2012	92.11
50422000	DCP Expense	PA	7000000046	9/7/2012	44.35
50422000	DCP Expense	PA	7000000046	9/7/2012	106.37
50550000	Group Insur Expense	PA	7000000045	9/7/2012	607.06
50550000	Group Insur Expense	PA	7000000045	9/7/2012	320.04
50550000	Group Insur Expense	PA	7000000045	9/7/2012	47.34
50550000	Group Insur Expense	PA	7000000045	9/7/2012	151.79
50550000	Group Insur Expense	PA	7000000045	9/7/2012	35.33
50550000	Group Insur Expense	PA	7000000045	9/7/2012	1,604.24
50550000	Group Insur Expense	PA	7000000045	9/7/2012	9,461.89
50550000	Group Insur Expense	PA	7000000045	9/7/2012	299.72
50550000	Group Insur Expense	PA	7000000045	9/7/2012	4,603.14
50550000	Group Insur Expense	PA	7000000045	9/7/2012	200.60
50550000	Group Insur Expense	PA	7000000045	9/7/2012	21.90
50550000	Group Insur Expense	PA	7000000045	9/7/2012	216.17
50550000	Group Insur Expense	PA	7000000045	9/7/2012	452.68
50550000	Group Insur Expense	PA	7000000045	9/7/2012	725.18
50550000	Group Insur Expense	PA	7000000045	9/7/2012	365.88
50550000	Group Insur Expense	PA	7000000045	9/7/2012	20.07
50550000	Group Insur Expense	PA	7000000045	9/7/2012	493.23
50550000	Group Insur Expense	PA	7000000045	9/7/2012	69.43
50550000	Group Insur Expense	PA	7000000045	9/7/2012	10.15
50550000	Group Insur Expense	PA	7000000045	9/7/2012	30.41
50550000	Group Insur Expense	PA	7000000045	9/7/2012	19.66
50550000	Group Insur Expense	PA	7000000045	9/7/2012	1,339.80
50550000	Group Insur Expense	PA	7000000045	9/7/2012	261.00
50550000	Group Insur Expense	PA	7000000045	9/7/2012	27.51
50550000	Group Insur Expense	PA	7000000045	9/7/2012	141.41
50550000	Group Insur Expense	PA	7000000045	9/7/2012	5.51
50550000	Group Insur Expense	PA	7000000045	9/7/2012	241.10
50550000	Group Insur Expense	PA	7000000045	9/7/2012	1,503.58
50550000	Group Insur Expense	PA	7000000045	9/7/2012	139.13
50550000	Group Insur Expense	PA	7000000045	9/7/2012	440.19
50550000	Group Insur Expense	PA	7000000045	9/7/2012	216.00
50550000	Group Insur Expense	PA	7000000045	9/7/2012	44.92
50550000	Group Insur Expense	PA	7000000045	9/7/2012	16.84
50550000	Group Insur Expense	PA	7000000045	9/7/2012	67.39
50550000	Group Insur Expense	PA	7000000045	9/7/2012	48.84
50550000	Group Insur Expense	PA	7000000045	9/7/2012	100.91
50550000	Group Insur Expense	PA	7000000045	9/7/2012	164.32
50550000	Group Insur Expense	PA	7000000045	9/7/2012	214.58
50550000	Group Insur Expense	PA	7000000045	9/7/2012	1,080.52
50550000	Group Insur Expense	PA	7000000045	9/7/2012	22.44
50550000	Group Insur Expense	PA	7000000045	9/7/2012	745.83
50550000	Group Insur Expense	PA	7000000045	9/7/2012	361.45
50550000	Group Insur Expense	PA	7000000045	9/7/2012	307.46
50550000	Group Insur Expense	PA	7000000045	9/7/2012	1,008.38
50550000	Group Insur Expense	PA	7000000045	9/7/2012	404.08

Kentucky American Water Company  
Case No. 2012-00520  
Response to PSC DR1, Item 31

Account	Description	Doc Type	Document Number	Posting Date	Amount
50550000	Group Insur Expense	PA	7000000045	9/7/2012	1,488.51
50550000	Group Insur Expense	PA	7000000045	9/7/2012	1,766.42
50550000	Group Insur Expense	PA	7000000045	9/7/2012	603.00
50550000	Group Insur Expense	PA	7000000045	9/7/2012	201.76
50550000	Group Insur Expense	PA	7000000045	9/7/2012	1,673.60
50550000	Group Insur Expense	PA	7000000045	9/7/2012	532.34
50550000	Group Insur Expense	PA	7000000045	9/7/2012	8,439.62
50550000	Group Insur Expense	PA	7000000045	9/7/2012	742.70
50550000	Group Insur Expense	PA	7000000045	9/7/2012	2,682.37
50550000	Group Insur Expense	PA	7000000045	9/7/2012	157.60
50550000	Group Insur Expense	PA	7000000045	9/7/2012	236.37
50550000	Group Insur Expense	PA	7000000045	9/7/2012	79.52
50550000	Group Insur Expense	PA	7000000045	9/7/2012	555.40
50550000	Group Insur Expense	PA	7000000045	9/7/2012	345.66
50550000	Group Insur Expense	PA	7000000045	9/7/2012	226.91
50550000	Group Insur Expense	PA	7000000045	9/7/2012	1,263.83
50550000	Group Insur Expense	PA	7000000045	9/7/2012	323.22
50550000	Group Insur Expense	PA	7000000045	9/7/2012	786.91
50550000	Group Insur Expense	PA	7000000045	9/7/2012	145.81
50550000	Group Insur Expense	PA	7000000045	9/7/2012	264.17
50550000	Group Insur Expense	PA	7000000045	9/7/2012	43.60
50550000	Group Insur Expense	PA	7000000045	9/7/2012	199.63
50550000	Group Insur Expense	PA	7000000045	9/7/2012	2,847.31
50550000	Group Insur Expense	PA	7000000045	9/7/2012	150.36
50550000	Group Insur Expense	PA	7000000045	9/7/2012	1,735.39
50550000	Group Insur Expense	PA	7000000045	9/7/2012	1,224.09
50550000	Group Insur Expense	PA	7000000045	9/7/2012	10.83
50550000	Group Insur Expense	PA	7000000045	9/7/2012	21.65
50550000	Group Insur Expense	PA	7000000045	9/7/2012	297.85
50550000	Group Insur Expense	PA	7000000045	9/7/2012	238.32
50550000	Group Insur Expense	PA	7000000046	9/7/2012	149.49
50550000	Group Insur Expense	PA	7000000046	9/7/2012	71.98
50550000	Group Insur Expense	PA	7000000046	9/7/2012	592.12
51510000	Purchased Power	ZN	5000001075	9/7/2012	3,940.33
51510000	Purchased Power	ZN	5000001075	9/7/2012	25,660.40
52500000	Misc Expense (O&M)	WE	5000001064	9/7/2012	112.82
52500000	Misc Expense (O&M)	WE	5000001065	9/7/2012	1,315.92
52514500	Charitb Don-H/Ed/En	ZF	5000001072	9/7/2012	22,000.00
52532000	Electricity	ZN	5000001075	9/7/2012	25.81
52532000	Electricity	ZN	5000001075	9/7/2012	25.93
52550000	Janitorial	WE	5000001054	9/7/2012	195.55
52554500	Lab Supplies	WE	5000001053	9/7/2012	215.92
52554500	Lab Supplies	WE	5000001055	9/7/2012	55.36
52554500	Lab Supplies	WE	5000001056	9/7/2012	0.01
52554500	Lab Supplies	WE	5000001056	9/7/2012	0.01
52554500	Lab Supplies	WE	5000001056	9/7/2012	0.01
52554500	Lab Supplies	WE	5000001057	9/7/2012	157.52
52554500	Lab Supplies	WE	5000001058	9/7/2012	557.56
52554500	Lab Supplies	WE	5000001059	9/7/2012	42.86
52554500	Lab Supplies	WE	5000001060	9/7/2012	27.54
52554500	Lab Supplies	WE	5000001061	9/7/2012	180.62
52554500	Lab Supplies	WE	5000001062	9/7/2012	239.56
52554500	Lab Supplies	WE	5000001063	9/7/2012	105.49
52554500	Lab Supplies	KR	5000001070	9/7/2012	107.75
53150000	Contr Svc-Other	WE	5000001069	9/7/2012	11,485.00
53150000	Contr Svc-Other	WE	5000001071	9/7/2012	52,939.00
53150000	Contr Svc-Other	WE	5000001073	9/7/2012	3,843.40
53150000	Contr Svc-Other	WE	5000001074	9/7/2012	820.00
53150000	Contr Svc-Other	WE	5000001076	9/7/2012	28,763.00
53150000	Contr Svc-Other	WE	5000001077	9/7/2012	4,500.00
53150000	Contr Svc-Other	WE	5000001078	9/7/2012	2,230.00
53150000	Contr Svc-Other	WE	5000001079	9/7/2012	250.00
53150000	Contr Svc-Other	WE	5000001080	9/7/2012	1,300.00
53150000	Contr Svc-Other	WE	5000001081	9/7/2012	1,300.00
53150000	Contr Svc-Other	WE	5000001082	9/7/2012	1,300.00
53150000	Contr Svc-Other	WE	5000001083	9/7/2012	1,300.00
53150000	Contr Svc-Other	WE	5000001084	9/7/2012	945.00
53150000	Contr Svc-Other	WE	5000001085	9/7/2012	2,975.00
53150000	Contr Svc-Other	WE	5000001086	9/7/2012	105.00
53150000	Contr Svc-Other	WE	5000001087	9/7/2012	425.00
55000000	Transportation (O&M)	KR	5000001052	9/7/2012	300.62
55000000	Transportation (O&M)	KR	5000001052	9/7/2012	254.40
55000000	Transportation (O&M)	KR	5000001052	9/7/2012	108.12
55000000	Transportation (O&M)	KR	5000001052	9/7/2012	101.76
55000000	Transportation (O&M)	KR	5000001052	9/7/2012	73.48
55000000	Transportation (O&M)	KR	5000001052	9/7/2012	66.43
55000000	Transportation (O&M)	KR	5000001052	9/7/2012	50.75

Kentucky American Water Company  
Case No. 2012-00520  
Response to PSC DR1, Item 31

Account	Description	Doc Type	Document Number	Posting Date	Amount
55000000	Transportation (O&M)	KR	5000001052	9/7/2012	22.66
55000000	Transportation (O&M)	KR	5000001052	9/7/2012	22.03
55000000	Transportation (O&M)	KR	5000001052	9/7/2012	21.59
55000000	Transportation (O&M)	KR	5000001052	9/7/2012	19.06
55000000	Transportation (O&M)	KR	5000001052	9/7/2012	18.37
55000000	Transportation (O&M)	KR	5000001052	9/7/2012	17.55
55000000	Transportation (O&M)	KR	5000001052	9/7/2012	16.92
55000000	Transportation (O&M)	KR	5000001052	9/7/2012	7.02
55000000	Transportation (O&M)	KR	5000001052	9/7/2012	5.51
55000000	Transportation (O&M)	KR	5000001052	9/7/2012	3.04
55000000	Transportation (O&M)	KR	5000001052	9/7/2012	2.11
55010500	Trans Reimb EE Prsnl	PA	7000000045	9/7/2012	190.00
55010500	Trans Reimb EE Prsnl	PA	7000000045	9/7/2012	55.50
57010000	Uncoll Accts Exp	ZA	9400000352	9/7/2012	(282.65)
57010000	Uncoll Accts Exp	ZA	9400000352	9/7/2012	(94.33)
68533000	FICA	PA	7000000045	9/7/2012	157.88
68533000	FICA	PA	7000000045	9/7/2012	116.61
68533000	FICA	PA	7000000045	9/7/2012	15.04
68533000	FICA	PA	7000000045	9/7/2012	50.26
68533000	FICA	PA	7000000045	9/7/2012	14.30
68533000	FICA	PA	7000000045	9/7/2012	6.33
68533000	FICA	PA	7000000045	9/7/2012	2,946.11
68533000	FICA	PA	7000000045	9/7/2012	8.03
68533000	FICA	PA	7000000045	9/7/2012	118.83
68533000	FICA	PA	7000000045	9/7/2012	239.79
68533000	FICA	PA	7000000045	9/7/2012	138.61
68533000	FICA	PA	7000000045	9/7/2012	110.55
68533000	FICA	PA	7000000045	9/7/2012	1,536.47
68533000	FICA	PA	7000000045	9/7/2012	9.09
68533000	FICA	PA	7000000045	9/7/2012	56.63
68533000	FICA	PA	7000000045	9/7/2012	50.16
68533000	FICA	PA	7000000045	9/7/2012	4.98
68533000	FICA	PA	7000000045	9/7/2012	366.86
68533000	FICA	PA	7000000045	9/7/2012	723.04
68533000	FICA	PA	7000000045	9/7/2012	104.26
68533000	FICA	PA	7000000045	9/7/2012	147.75
68533000	FICA	PA	7000000045	9/7/2012	18.46
68533000	FICA	PA	7000000045	9/7/2012	3.03
68533000	FICA	PA	7000000045	9/7/2012	577.99
68533000	FICA	PA	7000000045	9/7/2012	71.88
68533000	FICA	PA	7000000045	9/7/2012	6.19
68533000	FICA	PA	7000000045	9/7/2012	54.91
68533000	FICA	PA	7000000045	9/7/2012	1.32
68533000	FICA	PA	7000000045	9/7/2012	8.49
68533000	FICA	PA	7000000045	9/7/2012	520.91
68533000	FICA	PA	7000000045	9/7/2012	48.74
68533000	FICA	PA	7000000045	9/7/2012	184.75
68533000	FICA	PA	7000000045	9/7/2012	48.54
68533000	FICA	PA	7000000045	9/7/2012	15.63
68533000	FICA	PA	7000000045	9/7/2012	31.59
68533000	FICA	PA	7000000045	9/7/2012	61.17
68533000	FICA	PA	7000000045	9/7/2012	63.96
68533000	FICA	PA	7000000045	9/7/2012	491.82
68533000	FICA	PA	7000000045	9/7/2012	3.78
68533000	FICA	PA	7000000045	9/7/2012	173.33
68533000	FICA	PA	7000000045	9/7/2012	18.20
68533000	FICA	PA	7000000045	9/7/2012	72.80
68533000	FICA	PA	7000000045	9/7/2012	103.78
68533000	FICA	PA	7000000045	9/7/2012	93.05
68533000	FICA	PA	7000000045	9/7/2012	321.60
68533000	FICA	PA	7000000045	9/7/2012	76.67
68533000	FICA	PA	7000000045	9/7/2012	269.27
68533000	FICA	PA	7000000045	9/7/2012	437.28
68533000	FICA	PA	7000000045	9/7/2012	788.07
68533000	FICA	PA	7000000045	9/7/2012	65.84
68533000	FICA	PA	7000000045	9/7/2012	163.29
68533000	FICA	PA	7000000045	9/7/2012	57.08
68533000	FICA	PA	7000000045	9/7/2012	486.38
68533000	FICA	PA	7000000045	9/7/2012	142.58
68533000	FICA	PA	7000000045	9/7/2012	708.96
68533000	FICA	PA	7000000045	9/7/2012	229.87
68533000	FICA	PA	7000000045	9/7/2012	4.02
68533000	FICA	PA	7000000045	9/7/2012	54.82
68533000	FICA	PA	7000000045	9/7/2012	83.58
68533000	FICA	PA	7000000045	9/7/2012	64.96
68533000	FICA	PA	7000000045	9/7/2012	97.42
68533000	FICA	PA	7000000045	9/7/2012	131.27



Kentucky American Water Company  
Case No. 2012-00520  
Response to PSC DR1, Item 31

Account	Description	Doc Type	Document Number	Posting Date	Amount
68533000	FICA	PA	7000000045	9/7/2012	143.88
68533000	FICA	PA	7000000045	9/7/2012	490.00
68533000	FICA	PA	7000000045	9/7/2012	114.09
68533000	FICA	PA	7000000045	9/7/2012	3,652.50
68533000	FICA	PA	7000000045	9/7/2012	213.23
68533000	FICA	PA	7000000045	9/7/2012	29.14
68533000	FICA	PA	7000000045	9/7/2012	61.86
68533000	FICA	PA	7000000045	9/7/2012	834.53
68533000	FICA	PA	7000000045	9/7/2012	77.23
68533000	FICA	PA	7000000045	9/7/2012	645.99
68533000	FICA	PA	7000000045	9/7/2012	401.94
68533000	FICA	PA	7000000045	9/7/2012	95.05
68533000	FICA	PA	7000000045	9/7/2012	76.02
68533000	FICA	PA	7000000046	9/7/2012	132.24
68533000	FICA	PA	7000000046	9/7/2012	63.68
68533000	FICA	PA	7000000046	9/7/2012	146.34
68535000	SUTA	PA	7000000045	9/7/2012	40.56
68535000	SUTA	PA	7000000045	9/7/2012	36.49
68535000	SUTA	PA	7000000045	9/7/2012	47.23
40111000	Res Sales Billed	ZA	9400000354	9/10/2012	(303.07)
40111000	Res Sales Billed	ZA	9400000354	9/10/2012	(199,052.45)
40121000	Com Sales Billed	ZA	9400000354	9/10/2012	(305,872.84)
40131000	Ind Sales Billed	ZA	9400000354	9/10/2012	(167,168.69)
40141000	Publ Fire Billed	SA	100001014	9/10/2012	(280,848.48)
40145000	Priv Fire Billed	ZA	9400000354	9/10/2012	(6,630.81)
40151000	Publ Auth Billed	ZA	9400000354	9/10/2012	(132,084.94)
40161000	Sls/Rsle Billed	ZA	9400000354	9/10/2012	(147,667.68)
40211000	Dom WW Svc Billed	ZA	9400000354	9/10/2012	(268.69)
40310400	OthRev-NSF Ck Chrg	ZA	9400000354	9/10/2012	(300.00)
40310500	OthRev-Appl/InitFee	ZA	9400000354	9/10/2012	52.00
40310500	OthRev-Appl/InitFee	ZA	9400000354	9/10/2012	(2,678.00)
40310600	OthRev-Usage Data	SA	100001014	9/10/2012	1,435.00
40310700	OthRev-Reconnct Fee	SA	100001014	9/10/2012	(286.00)
40310700	OthRev-Reconnct Fee	SA	100001014	9/10/2012	(52.00)
40310700	OthRev-Reconnct Fee	ZA	9400000354	9/10/2012	(1,430.00)
40319900	OthRev-Misc Svc	SA	100001014	9/10/2012	200.00
40319900	OthRev-Misc Svc	DR	4000001236	9/10/2012	(4,085.00)
40319900	OthRev-Misc Svc	DR	4000001236	9/10/2012	(4,902.00)
51510000	Purchased Power	ZN	5000001225	9/10/2012	646.85
52000000	M&S Expense (O&M)	WA	5000001193	9/10/2012	11.68
52000000	M&S Expense (O&M)	WA	5000001193	9/10/2012	21.30
52000000	M&S Expense (O&M)	WA	5000001193	9/10/2012	5.78
52000000	M&S Expense (O&M)	WA	5000001193	9/10/2012	8.58
52000000	M&S Expense (O&M)	WA	5000001193	9/10/2012	103.24
52000000	M&S Expense (O&M)	WA	5000001194	9/10/2012	21.15
52000000	M&S Expense (O&M)	WA	5000001195	9/10/2012	21.15
52000000	M&S Expense (O&M)	WA	5000001196	9/10/2012	43.14
52000000	M&S Expense (O&M)	WA	5000001197	9/10/2012	93.33
52500000	Misc Expense (O&M)	KR	5000001189	9/10/2012	61.69
52515000	Commun Relations-E	KR	5000001199	9/10/2012	429.30
52532000	Electricity	ZN	5000001225	9/10/2012	19.63
52532000	Electricity	ZN	5000001225	9/10/2012	11.09
52532000	Electricity	ZN	5000001225	9/10/2012	11.09
52532000	Electricity	ZN	5000001225	9/10/2012	20.20
52554500	Lab Supplies	WE	5000001198	9/10/2012	92.89
52554500	Lab Supplies	WE	5000001198	9/10/2012	161.89
52562500	Overnight Shippng	KR	5000001201	9/10/2012	24.46
52571100	Add'l Security Costs	KR	5000001187	9/10/2012	876.25
52571100	Add'l Security Costs	KR	5000001187	9/10/2012	132.50
53150000	Contr Svc-Other	KR	5000001188	9/10/2012	4,926.37
53150000	Contr Svc-Other	KR	5000001200	9/10/2012	1,050.76
57010000	Uncoll Accts Exp	ZA	9400000354	9/10/2012	(658.53)
40111000	Res Sales Billed	ZA	9400000355	9/11/2012	(1.78)
40111000	Res Sales Billed	ZA	9400000355	9/11/2012	(45.63)
40111000	Res Sales Billed	ZA	9400000355	9/11/2012	(228,525.40)
40121000	Com Sales Billed	ZA	9400000355	9/11/2012	(83,332.02)
40131000	Ind Sales Billed	ZA	9400000355	9/11/2012	(142.40)
40145000	Priv Fire Billed	ZA	9400000355	9/11/2012	(2,308.09)
40151000	Publ Auth Billed	ZA	9400000355	9/11/2012	(51,992.41)
40161000	Sls/Rsle Billed	ZA	9400000355	9/11/2012	(27,557.27)
40211000	Dom WW Svc Billed	ZA	9400000355	9/11/2012	(41.50)
40211000	Dom WW Svc Billed	ZA	9400000355	9/11/2012	(3.45)
40310400	OthRev-NSF Ck Chrg	ZA	9400000355	9/11/2012	(84.00)
40310500	OthRev-Appl/InitFee	ZA	9400000355	9/11/2012	(52.00)
40310500	OthRev-Appl/InitFee	ZA	9400000355	9/11/2012	(4,290.00)
40310700	OthRev-Reconnct Fee	ZA	9400000355	9/11/2012	(1,456.00)
40319900	OthRev-Misc Svc	DR	4000001361	9/11/2012	(817.00)

Kentucky American Water Company  
Case No. 2012-00520  
Response to PSC DR1, Item 31

Account	Description	Doc Type	Document Number	Posting Date	Amount
40319900	OthRev-Misc Svc	DR	4000001363	9/11/2012	(817.00)
40319900	OthRev-Misc Svc	DR	4000001365	9/11/2012	(817.00)
40319900	OthRev-Misc Svc	DR	4000001368	9/11/2012	(1,634.00)
51510000	Purchased Power	ZN	5000001222	9/11/2012	58.66
51510000	Purchased Power	ZN	5000001222	9/11/2012	3,546.40
51510000	Purchased Power	ZN	5000001222	9/11/2012	23.92
52000000	M&S Expense (O&M)	KR	5000001203	9/11/2012	42,015.54
52000000	M&S Expense (O&M)	KR	5000001203	9/11/2012	22,921.44
52000000	M&S Expense (O&M)	KR	5000001203	9/11/2012	1,139.50
52000000	M&S Expense (O&M)	WA	5000001217	9/11/2012	14,087.73
52500000	Misc Expense (O&M)	WE	5000001221	9/11/2012	139.45
52500000	Misc Expense (O&M)	WE	5000001221	9/11/2012	188.26
52527000	Directors Fees	ZF	5000001218	9/11/2012	50.00
52527000	Directors Fees	ZF	5000001223	9/11/2012	50.00
52527000	Directors Fees	ZF	5000001226	9/11/2012	50.00
52532000	Electricity	ZN	5000001222	9/11/2012	21.32
52546000	Grounds Keeping	KR	5000001215	9/11/2012	814.96
52554500	Lab Supplies	WE	5000001202	9/11/2012	127.20
52554500	Lab Supplies	WE	5000001202	9/11/2012	61.15
52554500	Lab Supplies	WE	5000001202	9/11/2012	248.36
52562000	Office Supplies	WE	5000001216	9/11/2012	10.81
52562000	Office Supplies	WE	5000001216	9/11/2012	12.64
52574000	Telephone	ZC	9400000353	9/11/2012	236.20
52574100	Cell Phone	ZC	9400000353	9/11/2012	214.29
53150000	Contr Svc-Other	WE	5000001208	9/11/2012	39,961.06
57010000	Uncoll Accts Exp	ZA	9400000355	9/11/2012	(279.64)
40111000	Res Sales Billed	ZA	9400000477	9/12/2012	40.41
40111000	Res Sales Billed	ZA	9400000477	9/12/2012	146.10
40111000	Res Sales Billed	ZA	9400000477	9/12/2012	(28.78)
40111000	Res Sales Billed	ZA	9400000477	9/12/2012	(155,543.99)
40121000	Com Sales Billed	ZA	9400000477	9/12/2012	(62,546.58)
40131000	Ind Sales Billed	ZA	9400000477	9/12/2012	(8,222.25)
40145000	Priv Fire Billed	ZA	9400000477	9/12/2012	(4,069.70)
40151000	Publ Auth Billed	ZA	9400000477	9/12/2012	(344,692.54)
40211000	Dom WW Svc Billed	ZA	9400000477	9/12/2012	(20.75)
40211000	Dom WW Svc Billed	ZA	9400000477	9/12/2012	188.90
40310400	OthRev-NSF Ck Chrg	ZA	9400000477	9/12/2012	(144.00)
40310500	OthRev-Appl/InitFee	ZA	9400000477	9/12/2012	(104.00)
40310500	OthRev-Appl/InitFee	ZA	9400000477	9/12/2012	(2,600.00)
40310700	OthRev-Reconnct Fee	ZA	9400000477	9/12/2012	(1,690.00)
50452000	Emp Physical Exams	KR	5000001241	9/12/2012	8.03
51510000	Purchased Power	ZN	5000001257	9/12/2012	13,821.68
52000000	M&S Expense (O&M)	WA	5000001231	9/12/2012	79.15
52000000	M&S Expense (O&M)	WA	5000001231	9/12/2012	575.45
52000000	M&S Expense (O&M)	WA	5000001231	9/12/2012	57.43
52000000	M&S Expense (O&M)	WA	5000001231	9/12/2012	100.38
52000000	M&S Expense (O&M)	WE	5000001236	9/12/2012	843.47
52000000	M&S Expense (O&M)	KR	5000001246	9/12/2012	344.50
52000000	M&S Expense (O&M)	KR	5000001246	9/12/2012	34.45
52554500	Lab Supplies	WE	5000001237	9/12/2012	2,136.96
52554500	Lab Supplies	WE	5000001238	9/12/2012	328.18
52562000	Office Supplies	KR	5000001244	9/12/2012	188.19
52562500	Overnight Shippng	KR	5000001242	9/12/2012	161.78
52562500	Overnight Shippng	KR	5000001243	9/12/2012	279.49
53150000	Contr Svc-Other	KR	5000001228	9/12/2012	2,927.32
53150000	Contr Svc-Other	KR	5000001247	9/12/2012	450.12
53152000	Contr Svc-Lab Testng	KR	5000001245	9/12/2012	768.50
54140000	Rents-Equip	KR	5000001240	9/12/2012	192.36
57010000	Uncoll Accts Exp	ZA	9400000477	9/12/2012	(45.52)
40111000	Res Sales Billed	ZA	9400000478	9/13/2012	(17,572.42)
40111000	Res Sales Billed	ZA	9400000478	9/13/2012	(160,480.63)
40121000	Com Sales Billed	ZA	9400000478	9/13/2012	(469.65)
40121000	Com Sales Billed	ZA	9400000478	9/13/2012	(90,919.58)
40145000	Priv Fire Billed	ZA	9400000478	9/13/2012	(8,351.47)
40151000	Publ Auth Billed	ZA	9400000478	9/13/2012	(18,854.09)
40151000	Publ Auth Billed	ZA	9400000478	9/13/2012	(1,543.55)
40171000	Misc Sales Billed	ZA	9400000478	9/13/2012	(1,402.70)
40221000	Com WW Svc Billed	ZA	9400000478	9/13/2012	(1,419.22)
40251000	PubAuth WW Billed	ZA	9400000478	9/13/2012	(367.16)
40310400	OthRev-NSF Ck Chrg	ZA	9400000478	9/13/2012	(120.00)
40310500	OthRev-Appl/InitFee	ZA	9400000478	9/13/2012	(78.00)
40310500	OthRev-Appl/InitFee	ZA	9400000478	9/13/2012	(2,860.00)
40310700	OthRev-Reconnct Fee	ZA	9400000478	9/13/2012	(1,092.00)
40310700	OthRev-Reconnct Fee	ZA	9400000478	9/13/2012	(130.00)
51510000	Purchased Power	ZN	5000001254	9/13/2012	42.21
51510000	Purchased Power	ZN	5000001254	9/13/2012	58.77
52000000	M&S Expense (O&M)	KR	5000001260	9/13/2012	3,288.14

Kentucky American Water Company  
Case No. 2012-00520  
Response to PSC DR1, Item 31

Account	Description	Doc Type	Document Number	Posting Date	Amount
52000000	M&S Expense (O&M)	KR	5000001260	9/13/2012	566.36
52000000	M&S Expense (O&M)	KR	5000001260	9/13/2012	283.30
52000000	M&S Expense (O&M)	KR	5000001260	9/13/2012	205.32
52000000	M&S Expense (O&M)	KR	5000001261	9/13/2012	3,858.43
52000000	M&S Expense (O&M)	KR	5000001261	9/13/2012	1,211.69
52000000	M&S Expense (O&M)	KR	5000001261	9/13/2012	1,104.39
52000000	M&S Expense (O&M)	KR	5000001261	9/13/2012	720.80
52000000	M&S Expense (O&M)	KR	5000001261	9/13/2012	572.40
52000000	M&S Expense (O&M)	KR	5000001261	9/13/2012	502.44
52000000	M&S Expense (O&M)	KR	5000001261	9/13/2012	171.72
52000000	M&S Expense (O&M)	KR	5000001262	9/13/2012	1,169.34
52000000	M&S Expense (O&M)	KR	5000001263	9/13/2012	1,317.30
52000000	M&S Expense (O&M)	KR	5000001263	9/13/2012	240.97
52000000	M&S Expense (O&M)	KR	5000001265	9/13/2012	278.99
52000000	M&S Expense (O&M)	KR	5000001265	9/13/2012	216.24
52000000	M&S Expense (O&M)	KR	5000001265	9/13/2012	136.53
52000000	M&S Expense (O&M)	KR	5000001265	9/13/2012	103.88
52000000	M&S Expense (O&M)	KR	5000001265	9/13/2012	81.39
52000000	M&S Expense (O&M)	KR	5000001265	9/13/2012	62.77
52000000	M&S Expense (O&M)	KR	5000001268	9/13/2012	66.63
52500000	Misc Expense (O&M)	KR	5000001264	9/13/2012	159.00
52532000	Electricity	ZN	5000001254	9/13/2012	115.97
52532000	Electricity	ZN	5000001254	9/13/2012	50.59
52532000	Electricity	ZN	5000001254	9/13/2012	40.13
52532000	Electricity	ZN	5000001254	9/13/2012	88.34
52532000	Electricity	ZN	5000001254	9/13/2012	19.38
52554500	Lab Supplies	WE	5000001253	9/13/2012	328.18
52554500	Lab Supplies	WE	5000001253	9/13/2012	441.60
52574000	Telephone	ZC	9400000476	9/13/2012	330.91
52574000	Telephone	ZC	9400000476	9/13/2012	61.69
52574000	Telephone	ZC	9400000476	9/13/2012	404.69
52574000	Telephone	ZC	9400000476	9/13/2012	46.59
52574000	Telephone	ZC	9400000476	9/13/2012	20.25
52574000	Telephone	ZC	9400000476	9/13/2012	2,046.65
52574000	Telephone	ZC	9400000476	9/13/2012	773.38
52574000	Telephone	ZC	9400000476	9/13/2012	797.55
52574000	Telephone	ZC	9400000476	9/13/2012	80.55
52574000	Telephone	ZC	9400000476	9/13/2012	55.97
52574000	Telephone	ZC	9400000476	9/13/2012	1,121.02
52574100	Cell Phone	ZC	9400000476	9/13/2012	91.92
52574100	Cell Phone	ZC	9400000476	9/13/2012	47.41
52574100	Cell Phone	ZC	9400000476	9/13/2012	47.41
52574100	Cell Phone	ZC	9400000476	9/13/2012	943.98
52574100	Cell Phone	ZC	9400000476	9/13/2012	711.54
52574100	Cell Phone	ZC	9400000476	9/13/2012	237.69
52583000	Water & WW	KR	5000001269	9/13/2012	1,306.77
52583000	Water & WW	KR	5000001270	9/13/2012	1,034.61
55710000	Ins General Liabilty	KR	5000001266	9/13/2012	605.46
55710000	Ins General Liabilty	KR	5000001267	9/13/2012	651.66
57010000	Uncoll Accts Exp	ZA	9400000478	9/13/2012	(254.49)
72803000	Salvg/Scrap Rcpt Clr	DR	4000001250	9/13/2012	(3,340.00)
72803000	Salvg/Scrap Rcpt Clr	DR	4000001250	9/13/2012	(712.50)
72803000	Salvg/Scrap Rcpt Clr	DR	4000001250	9/13/2012	(3,135.00)
40111000	Res Sales Billed	ZA	9400000479	9/14/2012	(12,823.33)
40111000	Res Sales Billed	ZA	9400000479	9/14/2012	(16,064.64)
40111000	Res Sales Billed	ZA	9400000479	9/14/2012	(12.88)
40111000	Res Sales Billed	ZA	9400000479	9/14/2012	(298,663.87)
40121000	Com Sales Billed	ZA	9400000479	9/14/2012	(39.22)
40121000	Com Sales Billed	ZA	9400000479	9/14/2012	(566.40)
40121000	Com Sales Billed	ZA	9400000479	9/14/2012	(106,672.90)
40145000	Priv Fire Billed	ZA	9400000479	9/14/2012	(6,182.39)
40151000	Publ Auth Billed	ZA	9400000479	9/14/2012	(24.82)
40151000	Publ Auth Billed	ZA	9400000479	9/14/2012	(96.02)
40151000	Publ Auth Billed	ZA	9400000479	9/14/2012	(1,533.37)
40161000	Sls/Rsle Billed	ZA	9400000479	9/14/2012	(273.25)
40171000	Misc Sales Billed	DR	4000001428	9/14/2012	(3,000.00)
40211000	Dom WW Svc Billed	ZA	9400000479	9/14/2012	(56.62)
40211000	Dom WW Svc Billed	ZA	9400000479	9/14/2012	(20.75)
40310400	OthRev-NSF Ck Chrg	ZA	9400000479	9/14/2012	(168.00)
40310500	OthRev-Appl/InitFee	ZA	9400000479	9/14/2012	(78.00)
40310500	OthRev-Appl/InitFee	ZA	9400000479	9/14/2012	(130.00)
40310500	OthRev-Appl/InitFee	ZA	9400000479	9/14/2012	(52.00)
40310500	OthRev-Appl/InitFee	ZA	9400000479	9/14/2012	(3,614.00)
40310700	OthRev-Reconnct Fee	ZA	9400000479	9/14/2012	(962.00)
40310700	OthRev-Reconnct Fee	ZA	9400000479	9/14/2012	(26.00)
40310700	OthRev-Reconnct Fee	ZA	9400000479	9/14/2012	(78.00)
52000000	M&S Expense (O&M)	KR	5000001292	9/14/2012	94.38

Kentucky American Water Company  
Case No. 2012-00520  
Response to PSC DR1, Item 31

Account	Description	Doc Type	Document Number	Posting Date	Amount
52000000	M&S Expense (O&M)	KR	5000001292	9/14/2012	66.65
52000000	M&S Expense (O&M)	KR	5000001292	9/14/2012	52.44
52500000	Misc Expense (O&M)	WE	5000001271	9/14/2012	225.63
52500000	Misc Expense (O&M)	WE	5000001280	9/14/2012	477.00
52500000	Misc Expense (O&M)	WE	5000001281	9/14/2012	477.00
52500000	Misc Expense (O&M)	KR	5000001284	9/14/2012	327.01
52500000	Misc Expense (O&M)	KR	5000001293	9/14/2012	529.89
52500000	Misc Expense (O&M)	KR	5000001293	9/14/2012	267.37
52500000	Misc Expense (O&M)	WE	5000001295	9/14/2012	276.93
52500000	Misc Expense (O&M)	WE	5000001295	9/14/2012	826.80
52500000	Misc Expense (O&M)	WE	5000001295	9/14/2012	606.15
52500000	Misc Expense (O&M)	WE	5000001295	9/14/2012	57.88
52503000	Advertising	KR	5000001278	9/14/2012	1,457.50
52546000	Grounds Keeping	KR	5000001286	9/14/2012	53.00
52546000	Grounds Keeping	KR	5000001287	9/14/2012	444.14
52546000	Grounds Keeping	KR	5000001287	9/14/2012	53.00
52546000	Grounds Keeping	KR	5000001287	9/14/2012	21.20
52546000	Grounds Keeping	KR	5000001288	9/14/2012	181.26
52546000	Grounds Keeping	KR	5000001289	9/14/2012	8,389.73
52554500	Lab Supplies	WE	5000001273	9/14/2012	293.85
52578000	Trash Removal	KR	5000001272	9/14/2012	1,527.08
52578000	Trash Removal	KR	5000001285	9/14/2012	35.43
53150000	Contr Svc-Other	KR	5000001283	9/14/2012	489.72
53150000	Contr Svc-Other	KR	5000001294	9/14/2012	47.70
53150000	Contr Svc-Other	KR	5000001294	9/14/2012	31.80
53150000	Contr Svc-Other	KR	5000001294	9/14/2012	31.80
53150000	Contr Svc-Other	KR	5000001294	9/14/2012	15.90
55000000	Transportation (O&M)	KR	5000001291	9/14/2012	221.00
55010200	Trans Lease Fuel	KR	5000001290	9/14/2012	25,157.49
57010000	Uncoll Accts Exp	ZA	9400000479	9/14/2012	(36.31)
57010000	Uncoll Accts Exp	ZA	9400000479	9/14/2012	(261.99)
72802000	CIAC Rcpt Svcs Cllg	DR	4000001408	9/14/2012	(868.00)
69063000	Def FIT-RegAsst/Liab	SI	9600000037	9/15/2012	37,714.41
69063000	Def FIT-RegAsst/Liab	SI	9600000038	9/15/2012	(300.91)
69063000	Def FIT-RegAsst/Liab	SI	9600000039	9/15/2012	2,158.75
69063000	Def FIT-RegAsst/Liab	SI	9600000039	9/15/2012	(11,029.58)
69063000	Def FIT-RegAsst/Liab	SI	9600000040	9/15/2012	(365.33)
69063000	Def FIT-RegAsst/Liab	SI	9600000041	9/15/2012	(2,750.67)
69063000	Def FIT-RegAsst/Liab	SI	9600000042	9/15/2012	(1,698.65)
69073000	Def SIT-RegAsst/Liab	SI	9600000037	9/15/2012	6,878.01
69073000	Def SIT-RegAsst/Liab	SI	9600000038	9/15/2012	(54.92)
69073000	Def SIT-RegAsst/Liab	SI	9600000039	9/15/2012	137.75
69073000	Def SIT-RegAsst/Liab	SI	9600000039	9/15/2012	(704.00)
69073000	Def SIT-RegAsst/Liab	SI	9600000040	9/15/2012	(66.67)
69073000	Def SIT-RegAsst/Liab	SI	9600000041	9/15/2012	(501.66)
69073000	Def SIT-RegAsst/Liab	SI	9600000042	9/15/2012	(309.68)
69073000	Def SIT-RegAsst/Liab	SI	9600000043	9/15/2012	(2,199.61)
69073000	Def SIT-RegAsst/Liab	SI	9600000044	9/15/2012	(1,857.42)
69522000	ITC Restored-3%	SI	9600000040	9/15/2012	(637.67)
69523000	ITC Restored-4%	SI	9600000038	9/15/2012	(525.42)
69524000	ITC Restored-10%	SI	9600000041	9/15/2012	(5,903.33)
40111000	Res Sales Billed	ZA	9400000527	9/17/2012	(313.76)
40111000	Res Sales Billed	ZA	9400000527	9/17/2012	(3,279.45)
40111000	Res Sales Billed	ZA	9400000527	9/17/2012	(8.90)
40111000	Res Sales Billed	ZA	9400000527	9/17/2012	(127,587.23)
40121000	Com Sales Billed	ZA	9400000527	9/17/2012	(10.21)
40121000	Com Sales Billed	ZA	9400000527	9/17/2012	(72,233.22)
40131000	Ind Sales Billed	ZA	9400000527	9/17/2012	(28,126.23)
40145000	Priv Fire Billed	ZA	9400000527	9/17/2012	(4,542.86)
40151000	Publ Auth Billed	ZA	9400000527	9/17/2012	(11,688.21)
40211000	Dom WW Svc Billed	ZA	9400000527	9/17/2012	194.26
40310400	OthRev-NSF Ck Chrg	ZA	9400000527	9/17/2012	(72.00)
40310500	OthRev-Appl/InitFee	ZA	9400000527	9/17/2012	(26.00)
40310500	OthRev-Appl/InitFee	ZA	9400000527	9/17/2012	(26.00)
40310500	OthRev-Appl/InitFee	ZA	9400000527	9/17/2012	(2,392.00)
40310700	OthRev-Reconnt Fee	ZA	9400000527	9/17/2012	(1,170.00)
51010000	Purchased Water	KR	5000001327	9/17/2012	3,283.48
51510000	Purchased Power	ZN	5000001300	9/17/2012	687.74
51510000	Purchased Power	ZN	5000001300	9/17/2012	40.24
51510000	Purchased Power	ZN	5000001300	9/17/2012	629.03
51510000	Purchased Power	ZN	5000001300	9/17/2012	49.13
51510000	Purchased Power	ZN	5000001300	9/17/2012	2,705.23
51510000	Purchased Power	ZN	5000001300	9/17/2012	47.86
51510000	Purchased Power	ZN	5000001300	9/17/2012	32.26
51510000	Purchased Power	ZN	5000001300	9/17/2012	64.08
51510000	Purchased Power	ZN	5000001300	9/17/2012	7,639.27
51510000	Purchased Power	ZN	5000001300	9/17/2012	22.36

Kentucky American Water Company  
Case No. 2012-00520  
Response to PSC DR1, Item 31

Account	Description	Doc Type	Document Number	Posting Date	Amount
52000000	M&S Expense (O&M)	WA	5000001302	9/17/2012	3,125.17
52000000	M&S Expense (O&M)	KR	5000001325	9/17/2012	2,125.82
52000000	M&S Expense (O&M)	KR	5000001325	9/17/2012	759.33
52000000	M&S Expense (O&M)	KR	5000001325	9/17/2012	421.47
52500000	Misc Expense (O&M)	WE	5000001306	9/17/2012	34.88
52500000	Misc Expense (O&M)	WE	5000001306	9/17/2012	17.32
52500000	Misc Expense (O&M)	WE	5000001306	9/17/2012	35.30
52500000	Misc Expense (O&M)	KR	5000001330	9/17/2012	1,259.28
52514904	Cust Edu Comm-Consrv	KR	5000001337	9/17/2012	247.43
52514904	Cust Edu Comm-Consrv	KR	5000001337	9/17/2012	247.43
52514904	Cust Edu Comm-Consrv	KR	5000001337	9/17/2012	247.43
52514904	Cust Edu Comm-Consrv	KR	5000001337	9/17/2012	74.22
52514904	Cust Edu Comm-Consrv	KR	5000001337	9/17/2012	74.22
52514904	Cust Edu Comm-Consrv	KR	5000001337	9/17/2012	74.22
52514905	Cust Edu Comm-Printd	KR	5000001336	9/17/2012	71.02
52514906	Cust Edu-Bill Insert	KR	5000001338	9/17/2012	185.50
52514906	Cust Edu-Bill Insert	KR	5000001338	9/17/2012	53.00
52515000	Commun Relations-E	KR	5000001334	9/17/2012	1,889.75
52515001	Commun Relations-S	KR	5000001333	9/17/2012	197.05
52515001	Commun Relations-S	KR	5000001335	9/17/2012	1,467.72
52515001	Commun Relations-S	KR	5000001339	9/17/2012	198.22
52532000	Electricity	ZN	5000001300	9/17/2012	19.94
52532000	Electricity	ZN	5000001300	9/17/2012	28.03
52532000	Electricity	ZN	5000001300	9/17/2012	20.33
52532000	Electricity	ZN	5000001300	9/17/2012	19.01
52532000	Electricity	ZN	5000001300	9/17/2012	49.02
52532000	Electricity	ZN	5000001300	9/17/2012	32.06
52532000	Electricity	ZN	5000001300	9/17/2012	33.33
52532000	Electricity	ZN	5000001300	9/17/2012	21.56
52532000	Electricity	ZN	5000001300	9/17/2012	35.90
52532000	Electricity	ZN	5000001300	9/17/2012	40.85
52546000	Grounds Keeping	KR	5000001326	9/17/2012	53.00
52548000	Heating Oil/Gas	ZN	5000001300	9/17/2012	9.22
52548000	Heating Oil/Gas	ZN	5000001300	9/17/2012	30.30
52550000	Janitorial	WE	5000001306	9/17/2012	59.05
52550000	Janitorial	WE	5000001306	9/17/2012	67.08
52550000	Janitorial	WE	5000001306	9/17/2012	20.19
52554500	Lab Supplies	WE	5000001323	9/17/2012	58.64
52554500	Lab Supplies	WE	5000001323	9/17/2012	144.37
52554500	Lab Supplies	WE	5000001323	9/17/2012	82.97
52554500	Lab Supplies	WE	5000001323	9/17/2012	64.62
52554500	Lab Supplies	WE	5000001323	9/17/2012	126.75
52562000	Office Supplies	WE	5000001306	9/17/2012	30.01
52583000	Water & WW	KR	5000001296	9/17/2012	1,738.40
53150000	Contr Svc-Other	KR	5000001301	9/17/2012	6,865.62
53150000	Contr Svc-Other	WE	5000001307	9/17/2012	58.41
53150000	Contr Svc-Other	WE	5000001308	9/17/2012	83,679.26
53150000	Contr Svc-Other	KR	5000001328	9/17/2012	69.45
53150000	Contr Svc-Other	KR	5000001329	9/17/2012	35.43
53150000	Contr Svc-Other	KR	5000001331	9/17/2012	83.45
55000000	Transportation (O&M)	KR	5000001332	9/17/2012	821.54
57010000	Uncoll Accts Exp	ZA	9400000527	9/17/2012	(397.84)
40111000	Res Sales Billed	ZA	9400000528	9/18/2012	(44.26)
40111000	Res Sales Billed	ZA	9400000528	9/18/2012	(3.56)
40111000	Res Sales Billed	ZA	9400000528	9/18/2012	(142,019.63)
40121000	Com Sales Billed	ZA	9400000528	9/18/2012	(63,609.61)
40145000	Priv Fire Billed	ZA	9400000528	9/18/2012	(4,771.20)
40151000	Publ Auth Billed	ZA	9400000528	9/18/2012	(12,856.16)
40171000	Misc Sales Billed	ZA	9400000528	9/18/2012	(439.00)
40211000	Dom WW Svc Billed	ZA	9400000528	9/18/2012	(46.23)
40310400	OthRev-NSF Ck Chrg	ZA	9400000528	9/18/2012	(60.00)
40310500	OthRev-Appl/InitFee	ZA	9400000528	9/18/2012	(26.00)
40310500	OthRev-Appl/InitFee	ZA	9400000528	9/18/2012	(3,978.00)
40310700	OthRev-Reconnct Fee	ZA	9400000528	9/18/2012	(1,430.00)
51510000	Purchased Power	ZN	5000001344	9/18/2012	82.95
51510000	Purchased Power	ZN	5000001344	9/18/2012	46.16
51510000	Purchased Power	ZN	5000001344	9/18/2012	123.33
51510000	Purchased Power	ZN	5000001344	9/18/2012	2,072.14
51510000	Purchased Power	ZN	5000001344	9/18/2012	18.99
51510000	Purchased Power	ZN	5000001344	9/18/2012	99.13
51510000	Purchased Power	ZN	5000001345	9/18/2012	84,903.94
52000000	M&S Expense (O&M)	WA	5000001346	9/18/2012	2.20
52000000	M&S Expense (O&M)	KR	5000001352	9/18/2012	2,354.26
52000000	M&S Expense (O&M)	KR	5000001353	9/18/2012	110.09
52000000	M&S Expense (O&M)	KR	5000001353	9/18/2012	74.18
52000000	M&S Expense (O&M)	KR	5000001353	9/18/2012	74.18
52000000	M&S Expense (O&M)	KR	5000001353	9/18/2012	74.18

Kentucky American Water Company  
Case No. 2012-00520  
Response to PSC DR1, Item 31

Account	Description	Doc Type	Document Number	Posting Date	Amount
52000000	M&S Expense (O&M)	KR	5000001354	9/18/2012	327.54
52000000	M&S Expense (O&M)	WA	5000001356	9/18/2012	(2.20)
52000000	M&S Expense (O&M)	WA	5000001358	9/18/2012	(20.87)
52000000	M&S Expense (O&M)	WA	5000001359	9/18/2012	20.87
52000000	M&S Expense (O&M)	WA	5000001366	9/18/2012	(37.23)
52000000	M&S Expense (O&M)	WA	5000001366	9/18/2012	(81.33)
52000000	M&S Expense (O&M)	WA	5000001367	9/18/2012	(26.17)
52000000	M&S Expense (O&M)	WA	5000001367	9/18/2012	(256.95)
52000000	M&S Expense (O&M)	WA	5000001367	9/18/2012	(13.09)
52000000	M&S Expense (O&M)	WA	5000001367	9/18/2012	(133.89)
52000000	M&S Expense (O&M)	WA	5000001367	9/18/2012	(243.99)
52000000	M&S Expense (O&M)	WA	5000001368	9/18/2012	(97.79)
52000000	M&S Expense (O&M)	WA	5000001368	9/18/2012	(60.20)
52000000	M&S Expense (O&M)	WA	5000001369	9/18/2012	(46.55)
52000000	M&S Expense (O&M)	WA	5000001370	9/18/2012	(93.33)
52000000	M&S Expense (O&M)	WA	5000001371	9/18/2012	93.33
52000000	M&S Expense (O&M)	WA	5000001372	9/18/2012	46.55
52000000	M&S Expense (O&M)	WA	5000001373	9/18/2012	97.79
52000000	M&S Expense (O&M)	WA	5000001373	9/18/2012	60.20
52000000	M&S Expense (O&M)	WA	5000001374	9/18/2012	26.17
52000000	M&S Expense (O&M)	WA	5000001374	9/18/2012	256.95
52000000	M&S Expense (O&M)	WA	5000001374	9/18/2012	13.09
52000000	M&S Expense (O&M)	WA	5000001374	9/18/2012	133.89
52000000	M&S Expense (O&M)	WA	5000001374	9/18/2012	243.99
52000000	M&S Expense (O&M)	WA	5000001375	9/18/2012	37.23
52000000	M&S Expense (O&M)	WA	5000001375	9/18/2012	81.33
52000000	M&S Expense (O&M)	WA	5000001381	9/18/2012	513.90
52000000	M&S Expense (O&M)	WA	5000001381	9/18/2012	229.70
52000000	M&S Expense (O&M)	WA	5000001381	9/18/2012	162.66
52000000	M&S Expense (O&M)	WA	5000001381	9/18/2012	89.26
52000000	M&S Expense (O&M)	WA	5000001381	9/18/2012	89.75
52500000	Misc Expense (O&M)	WE	5000001347	9/18/2012	4,458.85
52500000	Misc Expense (O&M)	WE	5000001355	9/18/2012	6,888.79
52500000	Misc Expense (O&M)	WE	5000001357	9/18/2012	3,387.46
52532000	Electricity	ZN	5000001344	9/18/2012	18.28
52532000	Electricity	ZN	5000001344	9/18/2012	224.63
52532000	Electricity	ZN	5000001344	9/18/2012	19.74
52532000	Electricity	ZN	5000001344	9/18/2012	25.47
52532000	Electricity	ZN	5000001344	9/18/2012	108.81
52532000	Electricity	ZN	5000001344	9/18/2012	19.38
52532000	Electricity	ZN	5000001344	9/18/2012	19.91
52562500	Overnight Shippng	KR	5000001363	9/18/2012	23.33
52562500	Overnight Shippng	KR	5000001363	9/18/2012	4.63
52562500	Overnight Shippng	KR	5000001364	9/18/2012	18.14
52562500	Overnight Shippng	KR	5000001364	9/18/2012	18.45
52571100	Add'l Security Costs	KR	5000001350	9/18/2012	69.96
52571100	Add'l Security Costs	KR	5000001376	9/18/2012	876.25
52571100	Add'l Security Costs	KR	5000001376	9/18/2012	132.50
52574100	Cell Phone	ZC	9400000526	9/18/2012	70.00
52583000	Water & WW	KR	5000001380	9/18/2012	661.44
53150000	Contr Svc-Other	WE	5000001340	9/18/2012	223.97
53150000	Contr Svc-Other	KR	5000001349	9/18/2012	4,770.00
53151000	Contr Svc-Temp EE	KR	5000001378	9/18/2012	6.35
53151000	Contr Svc-Temp EE	KR	5000001379	9/18/2012	101.96
55000000	Transportation (O&M)	KR	5000001351	9/18/2012	28.79
55000000	Transportation (O&M)	KR	5000001351	9/18/2012	3.20
57010000	Uncoll Accts Exp	ZA	9400000528	9/18/2012	(104.17)
72802100	CIAC Rcpt Non-SrvClr	DR	4000001397	9/18/2012	(6,536.00)
40111000	Res Sales Billed	ZA	9400000529	9/19/2012	(12.30)
40111000	Res Sales Billed	ZA	9400000529	9/19/2012	(9.62)
40111000	Res Sales Billed	ZA	9400000529	9/19/2012	(24.80)
40111000	Res Sales Billed	ZA	9400000529	9/19/2012	(164,985.74)
40121000	Com Sales Billed	ZA	9400000529	9/19/2012	(87,807.23)
40131000	Ind Sales Billed	ZA	9400000529	9/19/2012	(222.13)
40145000	Priv Fire Billed	ZA	9400000529	9/19/2012	(3,060.00)
40151000	Publ Auth Billed	ZA	9400000529	9/19/2012	(5,608.75)
40151000	Publ Auth Billed	ZA	9400000529	9/19/2012	(185.18)
40211000	Dom WW Svc Billed	ZA	9400000529	9/19/2012	(7.48)
40251000	PubAuth WW Billed	ZA	9400000529	9/19/2012	(278.31)
40310400	OthRev-NSF Ck Chrg	ZA	9400000529	9/19/2012	(156.00)
40310500	OthRev-Appl/InitFee	ZA	9400000529	9/19/2012	(52.00)
40310500	OthRev-Appl/InitFee	ZA	9400000529	9/19/2012	(1,820.00)
40310700	OthRev-Reconnct Fee	ZA	9400000529	9/19/2012	(1,170.00)
40359900	OthRev WW-Misc Svc	DR	4000001462	9/19/2012	(500.00)
51510000	Purchased Power	ZN	5000001388	9/19/2012	20.66
51510000	Purchased Power	ZF	5000001392	9/19/2012	6,380.62
51510000	Purchased Power	ZF	5000001392	9/19/2012	870.08

Kentucky American Water Company  
Case No. 2012-00520  
Response to PSC DR1, Item 31

Account	Description	Doc Type	Document Number	Posting Date	Amount
52500000	Misc Expense (O&M)	WE	5000001389	9/19/2012	282.78
52532000	Electricity	ZN	5000001388	9/19/2012	34.85
52532000	Electricity	ZN	5000001388	9/19/2012	24.73
53150000	Contr Svc-Other	KR	5000001383	9/19/2012	762.38
53150000	Contr Svc-Other	KR	5000001384	9/19/2012	3,959.00
53150000	Contr Svc-Other	KR	5000001394	9/19/2012	208.23
57010000	Uncoll Accts Exp	ZA	9400000529	9/19/2012	(128.71)
68520100	Tax Discounts	ZF	5000001392	9/19/2012	(1,500.00)
68520100	Tax Discounts	ZF	5000001392	9/19/2012	0.12
72803000	Salvg/Scrap Rcpt Clr	DR	4000001441	9/19/2012	(4,025.00)
72803000	Salvg/Scrap Rcpt Clr	DR	4000001441	9/19/2012	(478.40)
72803000	Salvg/Scrap Rcpt Clr	DR	4000001441	9/19/2012	(31.00)
72803000	Salvg/Scrap Rcpt Clr	DR	4000001441	9/19/2012	(540.00)
72803000	Salvg/Scrap Rcpt Clr	DR	4000001441	9/19/2012	(14.35)
72803000	Salvg/Scrap Rcpt Clr	DR	4000001441	9/19/2012	(30.00)
40111000	Res Sales Billed	ZA	9400000532	9/20/2012	(116.23)
40111000	Res Sales Billed	ZA	9400000532	9/20/2012	(24,941.33)
40111000	Res Sales Billed	ZA	9400000532	9/20/2012	(214,839.10)
40121000	Com Sales Billed	ZA	9400000532	9/20/2012	(483.90)
40121000	Com Sales Billed	ZA	9400000532	9/20/2012	(210,505.44)
40131000	Ind Sales Billed	ZA	9400000532	9/20/2012	(281.51)
40145000	Priv Fire Billed	ZA	9400000532	9/20/2012	(15,968.95)
40151000	Publ Auth Billed	ZA	9400000532	9/20/2012	(65,867.15)
40211000	Dom WW Svc Billed	ZA	9400000532	9/20/2012	(116.49)
40310400	OthRev-NSF Ck Chrg	ZA	9400000532	9/20/2012	(144.00)
40310500	OthRev-Appl/InitFee	ZA	9400000532	9/20/2012	(208.00)
40310500	OthRev-Appl/InitFee	ZA	9400000532	9/20/2012	(104.00)
40310500	OthRev-Appl/InitFee	ZA	9400000532	9/20/2012	(2,912.00)
40310700	OthRev-Reconncct Fee	ZA	9400000532	9/20/2012	(156.00)
40310700	OthRev-Reconncct Fee	ZA	9400000532	9/20/2012	(1,274.00)
51510000	Purchased Power	ZF	5000001393	9/20/2012	3,190.31
51510000	Purchased Power	ZF	5000001393	9/20/2012	435.04
52000000	M&S Expense (O&M)	WA	5000001460	9/20/2012	(1,046.91)
52000000	M&S Expense (O&M)	WA	5000001460	9/20/2012	(4,487.75)
52000000	M&S Expense (O&M)	WA	5000001460	9/20/2012	(846.00)
52000000	M&S Expense (O&M)	WA	5000001462	9/20/2012	2,827.28
52000000	M&S Expense (O&M)	KR	5000001467	9/20/2012	3,832.20
52000000	M&S Expense (O&M)	WA	5000001470	9/20/2012	(130.85)
52000000	M&S Expense (O&M)	WA	5000001470	9/20/2012	(378.89)
52000000	M&S Expense (O&M)	WA	5000001470	9/20/2012	(71.71)
52000000	M&S Expense (O&M)	WA	5000001470	9/20/2012	(123.41)
52000000	M&S Expense (O&M)	WA	5000001470	9/20/2012	(81.33)
52000000	M&S Expense (O&M)	WA	5000001470	9/20/2012	(44.63)
52000000	M&S Expense (O&M)	WA	5000001471	9/20/2012	130.85
52000000	M&S Expense (O&M)	WA	5000001471	9/20/2012	378.89
52000000	M&S Expense (O&M)	WA	5000001471	9/20/2012	71.71
52000000	M&S Expense (O&M)	WA	5000001471	9/20/2012	123.41
52000000	M&S Expense (O&M)	WA	5000001471	9/20/2012	81.33
52000000	M&S Expense (O&M)	WA	5000001471	9/20/2012	44.63
52554500	Lab Supplies	WE	5000001395	9/20/2012	42.52
52554500	Lab Supplies	WE	5000001469	9/20/2012	258.34
52562500	Overnight Shippng	KR	5000001468	9/20/2012	210.96
52574000	Telephone	ZC	9400000530	9/20/2012	113.84
52574000	Telephone	ZC	9400000530	9/20/2012	41.57
52574000	Telephone	ZC	9400000530	9/20/2012	44.00
52574000	Telephone	ZC	9400000530	9/20/2012	155.39
52574000	Telephone	ZC	9400000530	9/20/2012	2,386.03
52574000	Telephone	ZC	9400000530	9/20/2012	162.24
52574000	Telephone	ZC	9400000530	9/20/2012	261.38
52586000	PO Small Differences	RE	5000001399	9/20/2012	14.86
52586000	PO Small Differences	RE	5000001400	9/20/2012	22.29
53110000	Contr Svc-Eng	SN	100001088	9/20/2012	(2,418.62)
53110000	Contr Svc-Eng	KR	5000001459	9/20/2012	35,973.52
53110000	Contr Svc-Eng	KR	5000001459	9/20/2012	3,473.86
53110000	Contr Svc-Eng	KR	5000001459	9/20/2012	1,486.98
53110000	Contr Svc-Eng	KR	5000001459	9/20/2012	1,486.97
53110000	Contr Svc-Eng	KR	5000001459	9/20/2012	307.64
54140000	Rents-Equip	KR	5000001458	9/20/2012	320.86
54140000	Rents-Equip	KR	5000001461	9/20/2012	297.39
54140000	Rents-Equip	KR	5000001461	9/20/2012	269.88
54140000	Rents-Equip	KR	5000001461	9/20/2012	140.44
54140000	Rents-Equip	KR	5000001461	9/20/2012	140.44
57010000	Uncoll Accts Exp	ZA	9400000531	9/20/2012	(95.38)
57010000	Uncoll Accts Exp	ZA	9400000532	9/20/2012	(252.86)
40111000	Res Sales Billed	ZA	9400000533	9/21/2012	66.20
40111000	Res Sales Billed	ZA	9400000533	9/21/2012	(12,401.23)
40111000	Res Sales Billed	ZA	9400000533	9/21/2012	(246,326.88)

Kentucky American Water Company  
Case No. 2012-00520  
Response to PSC DR1, Item 31

Account	Description	Doc Type	Document Number	Posting Date	Amount
40121000	Com Sales Billed	ZA	9400000533	9/21/2012	(1,461.10)
40121000	Com Sales Billed	ZA	9400000533	9/21/2012	(108,171.93)
40131000	Ind Sales Billed	ZA	9400000533	9/21/2012	(144.23)
40131000	Ind Sales Billed	ZA	9400000533	9/21/2012	(133.38)
40145000	Priv Fire Billed	ZA	9400000533	9/21/2012	(3,628.51)
40151000	Publ Auth Billed	ZA	9400000533	9/21/2012	(1,821.42)
40161000	Sls/Rsle Billed	ZA	9400000533	9/21/2012	(82.38)
40211000	Dom WW Svc Billed	ZA	9400000533	9/21/2012	(1,658.62)
40221000	Com WW Svc Billed	ZA	9400000533	9/21/2012	(424.04)
40231000	Ind WW Svc Billed	ZA	9400000533	9/21/2012	(32.42)
40310400	OthRev-NSF Ck Chrg	ZA	9400000533	9/21/2012	(120.00)
40310500	OthRev-Appl/InitFee	ZA	9400000533	9/21/2012	(910.00)
40310500	OthRev-Appl/InitFee	ZA	9400000533	9/21/2012	(26.00)
40310500	OthRev-Appl/InitFee	ZA	9400000533	9/21/2012	(1,092.00)
40310700	OthRev-Reconnct Fee	ZA	9400000533	9/21/2012	(754.00)
40310700	OthRev-Reconnct Fee	ZA	9400000533	9/21/2012	(26.00)
50100000	Labor Expense	PA	7000000059	9/21/2012	64.98
50100000	Labor Expense	PA	7000000059	9/21/2012	138.42
50100000	Labor Expense	PA	7000000059	9/21/2012	124.86
50100000	Labor Expense	PA	7000000059	9/21/2012	641.76
50100000	Labor Expense	PA	7000000059	9/21/2012	320.88
50100000	Labor Expense	PA	7000000059	9/21/2012	481.32
50100000	Labor Expense	PA	7000000059	9/21/2012	656.25
50100000	Labor Expense	PA	7000000059	9/21/2012	8,293.85
50100000	Labor Expense	PA	7000000059	9/21/2012	1,610.48
50100000	Labor Expense	PA	7000000059	9/21/2012	999.44
50100000	Labor Expense	PA	7000000059	9/21/2012	332.96
50100000	Labor Expense	PA	7000000059	9/21/2012	812.96
50100000	Labor Expense	PA	7000000059	9/21/2012	41.62
50100000	Labor Expense	PA	7000000059	9/21/2012	2,348.32
50100000	Labor Expense	PA	7000000059	9/21/2012	37,994.09
50100000	Labor Expense	PA	7000000059	9/21/2012	10,003.30
50100000	Labor Expense	PA	7000000059	9/21/2012	97.04
50100000	Labor Expense	PA	7000000059	9/21/2012	538.56
50100000	Labor Expense	PA	7000000059	9/21/2012	538.56
50100000	Labor Expense	PA	7000000059	9/21/2012	582.24
50100000	Labor Expense	PA	7000000059	9/21/2012	4,259.99
50100000	Labor Expense	PA	7000000059	9/21/2012	1,228.16
50100000	Labor Expense	PA	7000000059	9/21/2012	8,405.44
50100000	Labor Expense	PA	7000000059	9/21/2012	17,873.88
50100000	Labor Expense	PA	7000000059	9/21/2012	13,038.22
50100000	Labor Expense	PA	7000000059	9/21/2012	34,219.05
50100000	Labor Expense	PA	7000000059	9/21/2012	5,724.81
50100000	Labor Expense	PA	7000000059	9/21/2012	1,154.79
50100000	Labor Expense	PA	7000000059	9/21/2012	8,026.77
50100000	Labor Expense	PA	7000000059	9/21/2012	2,273.13
50100000	Labor Expense	PA	7000000059	9/21/2012	481.74
50100000	Labor Expense	PA	7000000059	9/21/2012	5,661.32
50100000	Labor Expense	PA	7000000059	9/21/2012	1,172.08
50100000	Labor Expense	PA	7000000059	9/21/2012	2,892.16
50100000	Labor Expense	PA	7000000059	9/21/2012	1,358.49
50100000	Labor Expense	PA	7000000059	9/21/2012	7,203.12
50100000	Labor Expense	PA	7000000059	9/21/2012	488.80
50100000	Labor Expense	PA	7000000059	9/21/2012	3,420.72
50100000	Labor Expense	PA	7000000059	9/21/2012	1,897.35
50100000	Labor Expense	PA	7000000059	9/21/2012	1,229.40
50100000	Labor Expense	PA	7000000059	9/21/2012	545.40
50100000	Labor Expense	PA	7000000059	9/21/2012	9,773.75
50100000	Labor Expense	PA	7000000059	9/21/2012	532.32
50100000	Labor Expense	PA	7000000059	9/21/2012	2,503.40
50100000	Labor Expense	PA	7000000059	9/21/2012	88.72
50100000	Labor Expense	PA	7000000059	9/21/2012	400.82
50100000	Labor Expense	PA	7000000059	9/21/2012	382.41
50100000	Labor Expense	PA	7000000059	9/21/2012	1,564.65
50100000	Labor Expense	PA	7000000059	9/21/2012	1,536.81
50100000	Labor Expense	PA	7000000059	9/21/2012	1,900.77
50100000	Labor Expense	PA	7000000059	9/21/2012	4,476.03
50100000	Labor Expense	PA	7000000059	9/21/2012	5,209.16
50100000	Labor Expense	PA	7000000059	9/21/2012	6,351.15
50100000	Labor Expense	PA	7000000059	9/21/2012	11,120.85
50100000	Labor Expense	PA	7000000059	9/21/2012	1,014.37
50100000	Labor Expense	PA	7000000059	9/21/2012	967.20
50100000	Labor Expense	PA	7000000059	9/21/2012	773.76
50100000	Labor Expense	PA	7000000059	9/21/2012	1,467.60
50100000	Labor Expense	PA	7000000059	9/21/2012	184.56
50100000	Labor Expense	PA	7000000059	9/21/2012	1,944.40
50100000	Labor Expense	PA	7000000059	9/21/2012	1,207.18



Kentucky American Water Company  
Case No. 2012-00520  
Response to PSC DR1, Item 31

Account	Description	Doc Type	Document Number	Posting Date	Amount
50100000	Labor Expense	PA	7000000059	9/21/2012	1,286.40
50100000	Labor Expense	PA	7000000059	9/21/2012	1,383.14
50100000	Labor Expense	PA	7000000059	9/21/2012	416.74
50100000	Labor Expense	PA	7000000059	9/21/2012	1,649.04
50100000	Labor Expense	PA	7000000059	9/21/2012	1,278.64
50100000	Labor Expense	PA	7000000059	9/21/2012	5,764.02
50100000	Labor Expense	PA	7000000059	9/21/2012	558.98
50100000	Labor Expense	PA	7000000059	9/21/2012	2,161.24
50100000	Labor Expense	PA	7000000059	9/21/2012	492.72
50100000	Labor Expense	PA	7000000059	9/21/2012	1,259.36
50100000	Labor Expense	PA	7000000059	9/21/2012	212.60
50100000	Labor Expense	PA	7000000059	9/21/2012	1,726.96
50100000	Labor Expense	PA	7000000059	9/21/2012	1,038.60
50100000	Labor Expense	PA	7000000059	9/21/2012	23.07
50100000	Labor Expense	PA	7000000077	9/21/2012	875.20
50109900	Labor Cap Credits	UZ	2000000125	9/21/2012	219.60
50109900	Labor Cap Credits	UZ	2000000125	9/21/2012	1,976.40
50109900	Labor Cap Credits	UZ	2000000126	9/21/2012	(1,317.60)
50109900	Labor Cap Credits	UZ	2000000126	9/21/2012	(6,172.48)
50109900	Labor Cap Credits	UZ	2000000126	9/21/2012	(1,296.00)
50109900	Labor Cap Credits	UZ	2000000125	9/21/2012	538.56
50109900	Labor Cap Credits	UZ	2000000125	9/21/2012	538.56
50109900	Labor Cap Credits	UZ	2000000125	9/21/2012	(1,036.80)
50109900	Labor Cap Credits	UZ	2000000125	9/21/2012	(1,164.48)
50109900	Labor Cap Credits	UZ	2000000125	9/21/2012	69.22
50109900	Labor Cap Credits	UZ	2000000126	9/21/2012	(4,007.70)
50109900	Labor Cap Credits	UZ	2000000125	9/21/2012	(1,077.12)
50109900	Labor Cap Credits	UZ	2000000125	9/21/2012	366.32
50109900	Labor Cap Credits	UZ	2000000125	9/21/2012	(2,111.85)
50109900	Labor Cap Credits	UZ	2000000126	9/21/2012	(1,077.12)
50109900	Labor Cap Credits	UZ	2000000125	9/21/2012	(194.08)
50109900	Labor Cap Credits	UZ	2000000125	9/21/2012	333.73
50109900	Labor Cap Credits	UZ	2000000125	9/21/2012	518.40
50109900	Labor Cap Credits	UZ	2000000125	9/21/2012	(963.48)
50109900	Labor Cap Credits	UZ	2000000125	9/21/2012	(69.21)
50109900	Labor Cap Credits	UZ	2000000125	9/21/2012	(865.96)
50109900	Labor Cap Credits	UZ	2000000125	9/21/2012	(369.12)
50109900	Labor Cap Credits	UZ	2000000125	9/21/2012	(2,198.00)
50109900	Labor Cap Credits	UZ	2000000125	9/21/2012	187.50
50109900	Labor Cap Credits	UZ	2000000125	9/21/2012	(670.83)
50109900	Labor Cap Credits	UZ	2000000125	9/21/2012	7,819.57
50109900	Labor Cap Credits	UZ	2000000125	9/21/2012	(2,246.16)
50109900	Labor Cap Credits	UZ	2000000125	9/21/2012	962.64
50109900	Labor Cap Credits	UZ	2000000125	9/21/2012	(1,604.40)
50109900	Labor Cap Credits	UZ	2000000126	9/21/2012	481.32
50109900	Labor Cap Credits	UZ	2000000125	9/21/2012	(882.42)
50109900	Labor Cap Credits	UZ	2000000125	9/21/2012	481.32
50109900	Labor Cap Credits	UZ	2000000125	9/21/2012	(54.70)
50109900	Labor Cap Credits	UZ	2000000125	9/21/2012	(18.41)
50109900	Labor Cap Credits	UZ	2000000125	9/21/2012	3,513.75
50109900	Labor Cap Credits	UZ	2000000126	9/21/2012	(6,827.12)
50109900	Labor Cap Credits	UZ	2000000125	9/21/2012	811.39
50109900	Labor Cap Credits	UZ	2000000126	9/21/2012	(170.32)
50109900	Labor Cap Credits	UZ	2000000126	9/21/2012	(2,865.25)
50109900	Labor Cap Credits	UZ	2000000125	9/21/2012	(6,632.66)
50109900	Labor Cap Credits	UZ	2000000126	9/21/2012	754.24
50109900	Labor Cap Credits	UZ	2000000126	9/21/2012	(869.89)
50109900	Labor Cap Credits	UZ	2000000126	9/21/2012	72.52
50109900	Labor Cap Credits	UZ	2000000125	9/21/2012	116.87
50109900	Labor Cap Credits	UZ	2000000125	9/21/2012	(764.82)
50109900	Labor Cap Credits	UZ	2000000125	9/21/2012	(4,477.14)
50109900	Labor Cap Credits	UZ	2000000126	9/21/2012	2,099.70
50109900	Labor Cap Credits	UZ	2000000125	9/21/2012	1,180.23
50109900	Labor Cap Credits	UZ	2000000125	9/21/2012	2,195.91
50109900	Labor Cap Credits	UZ	2000000126	9/21/2012	(6,158.02)
50109900	Labor Cap Credits	UZ	2000000125	9/21/2012	695.42
50109900	Labor Cap Credits	UZ	2000000126	9/21/2012	(1,963.44)
50109900	Labor Cap Credits	UZ	2000000125	9/21/2012	387.59
50109900	Labor Cap Credits	UZ	2000000125	9/21/2012	(4,485.27)
50109900	Labor Cap Credits	UZ	2000000125	9/21/2012	1,107.69
50109900	Labor Cap Credits	UZ	2000000125	9/21/2012	(226.95)
50109900	Labor Cap Credits	UZ	2000000125	9/21/2012	2,774.03
50109900	Labor Cap Credits	UZ	2000000126	9/21/2012	(5,066.24)
50109900	Labor Cap Credits	UZ	2000000125	9/21/2012	(8,199.72)
50109900	Labor Cap Credits	UZ	2000000125	9/21/2012	930.62
50109900	Labor Cap Credits	UZ	2000000125	9/21/2012	248.42
50109900	Labor Cap Credits	UZ	2000000125	9/21/2012	930.93

Kentucky American Water Company  
Case No. 2012-00520  
Response to PSC DR1, Item 31

Account	Description	Doc Type	Document Number	Posting Date	Amount
50109900	Labor Cap Credits	UZ	2000000125	9/21/2012	(2,309.19)
50109900	Labor Cap Credits	UZ	2000000125	9/21/2012	(6,298.76)
50109900	Labor Cap Credits	UZ	2000000125	9/21/2012	187.50
50109900	Labor Cap Credits	UZ	2000000125	9/21/2012	444.94
50109900	Labor Cap Credits	UZ	2000000125	9/21/2012	(1,454.65)
50109900	Labor Cap Credits	UZ	2000000125	9/21/2012	156.25
50109900	Labor Cap Credits	UZ	2000000125	9/21/2012	(1,659.67)
50109900	Labor Cap Credits	UZ	2000000125	9/21/2012	291.34
50109900	Labor Cap Credits	UZ	2000000125	9/21/2012	(374.58)
50109900	Labor Cap Credits	UZ	2000000125	9/21/2012	41.62
50109900	Labor Cap Credits	UZ	2000000125	9/21/2012	(124.86)
50109900	Labor Cap Credits	UZ	2000000126	9/21/2012	(3,095.04)
50109900	Labor Cap Credits	UZ	2000000126	9/21/2012	967.20
50110000	Labor NS OT -Natural	PA	7000000059	9/21/2012	32.82
50110000	Labor NS OT -Natural	PA	7000000059	9/21/2012	2,084.70
50110000	Labor NS OT -Natural	PA	7000000059	9/21/2012	993.75
50110000	Labor NS OT -Natural	PA	7000000059	9/21/2012	220.47
50110000	Labor NS OT -Natural	PA	7000000059	9/21/2012	1,078.24
50110000	Labor NS OT -Natural	PA	7000000059	9/21/2012	230.31
50110000	Labor NS OT -Natural	PA	7000000059	9/21/2012	6,181.28
50110000	Labor NS OT -Natural	PA	7000000059	9/21/2012	1,921.78
50110000	Labor NS OT -Natural	PA	7000000059	9/21/2012	1,248.36
50110000	Labor NS OT -Natural	PA	7000000059	9/21/2012	6,241.62
50110000	Labor NS OT -Natural	PA	7000000059	9/21/2012	1,155.71
50110000	Labor NS OT -Natural	PA	7000000059	9/21/2012	514.19
50110000	Labor NS OT -Natural	PA	7000000059	9/21/2012	2,231.32
50110000	Labor NS OT -Natural	PA	7000000059	9/21/2012	2,508.01
50110000	Labor NS OT -Natural	PA	7000000059	9/21/2012	276.88
50110000	Labor NS OT -Natural	PA	7000000059	9/21/2012	1,631.70
50110000	Labor NS OT -Natural	PA	7000000059	9/21/2012	68.25
50110000	Labor NS OT -Natural	PA	7000000059	9/21/2012	809.23
50110000	Labor NS OT -Natural	PA	7000000059	9/21/2012	222.04
50110000	Labor NS OT -Natural	PA	7000000059	9/21/2012	481.44
50110000	Labor NS OT -Natural	PA	7000000059	9/21/2012	1,104.21
50110000	Labor NS OT -Natural	PA	7000000059	9/21/2012	1,543.05
50110000	Labor NS OT -Natural	PA	7000000059	9/21/2012	126.91
50110000	Labor NS OT -Natural	PA	7000000059	9/21/2012	182.12
50110000	Labor NS OT -Natural	PA	7000000059	9/21/2012	52.50
50110000	Labor NS OT -Natural	PA	7000000059	9/21/2012	450.89
50110000	Labor NS OT -Natural	PA	7000000059	9/21/2012	174.29
50110000	Labor NS OT -Natural	PA	7000000059	9/21/2012	1,866.15
50110000	Labor NS OT -Natural	PA	7000000059	9/21/2012	161.93
50110000	Labor NS OT -Natural	PA	7000000059	9/21/2012	331.82
50110000	Labor NS OT -Natural	PA	7000000059	9/21/2012	17.31
50110000	Labor NS OT -Natural	PA	7000000059	9/21/2012	60.00
50110000	Labor NS OT -Natural	PA	7000000077	9/21/2012	82.05
50119900	LaborNSOT CapCredits	UZ	2000000125	9/21/2012	(173.06)
50119900	LaborNSOT CapCredits	UZ	2000000126	9/21/2012	(1,850.73)
50119900	LaborNSOT CapCredits	UZ	2000000125	9/21/2012	(36.26)
50119900	LaborNSOT CapCredits	UZ	2000000125	9/21/2012	(450.89)
50119900	LaborNSOT CapCredits	UZ	2000000126	9/21/2012	(174.29)
50119900	LaborNSOT CapCredits	UZ	2000000125	9/21/2012	(68.25)
50119900	LaborNSOT CapCredits	UZ	2000000125	9/21/2012	(140.08)
50119900	LaborNSOT CapCredits	UZ	2000000125	9/21/2012	(67.85)
50119900	LaborNSOT CapCredits	UZ	2000000125	9/21/2012	(460.48)
50119900	LaborNSOT CapCredits	UZ	2000000126	9/21/2012	(163.17)
50119900	LaborNSOT CapCredits	UZ	2000000125	9/21/2012	(2,012.43)
50119900	LaborNSOT CapCredits	UZ	2000000125	9/21/2012	(1,078.24)
50119900	LaborNSOT CapCredits	UZ	2000000126	9/21/2012	(993.75)
50120000	Labor OT - Natural	PA	7000000059	9/21/2012	3,552.56
50120000	Labor OT - Natural	PA	7000000059	9/21/2012	797.60
50421000	401k Expense	PA	7000000059	9/21/2012	12.84
50421000	401k Expense	PA	7000000059	9/21/2012	25.68
50421000	401k Expense	PA	7000000059	9/21/2012	17.35
50421000	401k Expense	PA	7000000059	9/21/2012	2.60
50421000	401k Expense	PA	7000000059	9/21/2012	69.54
50421000	401k Expense	PA	7000000059	9/21/2012	25.92
50421000	401k Expense	PA	7000000059	9/21/2012	1.62
50421000	401k Expense	PA	7000000059	9/21/2012	26.25
50421000	401k Expense	PA	7000000059	9/21/2012	5.54
50421000	401k Expense	PA	7000000059	9/21/2012	299.92
50421000	401k Expense	PA	7000000059	9/21/2012	18.14
50421000	401k Expense	PA	7000000059	9/21/2012	10.81
50421000	401k Expense	PA	7000000059	9/21/2012	20.52
50421000	401k Expense	PA	7000000059	9/21/2012	8.91
50421000	401k Expense	PA	7000000059	9/21/2012	0.54
50421000	401k Expense	PA	7000000059	9/21/2012	19.26

Kentucky American Water Company  
Case No. 2012-00520  
Response to PSC DR1, Item 31

Account	Description	Doc Type	Document Number	Posting Date	Amount
50421000	401k Expense	PA	7000000059	9/21/2012	33.17
50421000	401k Expense	PA	7000000059	9/21/2012	233.03
50421000	401k Expense	PA	7000000059	9/21/2012	129.60
50421000	401k Expense	PA	7000000059	9/21/2012	586.60
50421000	401k Expense	PA	7000000059	9/21/2012	339.69
50421000	401k Expense	PA	7000000059	9/21/2012	382.28
50421000	401k Expense	PA	7000000059	9/21/2012	676.97
50421000	401k Expense	PA	7000000059	9/21/2012	114.39
50421000	401k Expense	PA	7000000059	9/21/2012	133.94
50421000	401k Expense	PA	7000000059	9/21/2012	30.19
50421000	401k Expense	PA	7000000059	9/21/2012	58.52
50421000	401k Expense	PA	7000000059	9/21/2012	186.79
50421000	401k Expense	PA	7000000059	9/21/2012	5.44
50421000	401k Expense	PA	7000000059	9/21/2012	24.48
50421000	401k Expense	PA	7000000059	9/21/2012	298.79
50421000	401k Expense	PA	7000000059	9/21/2012	59.06
50421000	401k Expense	PA	7000000059	9/21/2012	34.29
50421000	401k Expense	PA	7000000059	9/21/2012	138.53
50421000	401k Expense	PA	7000000059	9/21/2012	13.29
50421000	401k Expense	PA	7000000059	9/21/2012	2.22
50421000	401k Expense	PA	7000000059	9/21/2012	141.93
50421000	401k Expense	PA	7000000059	9/21/2012	16.51
50421000	401k Expense	PA	7000000059	9/21/2012	13.41
50421000	401k Expense	PA	7000000059	9/21/2012	39.12
50421000	401k Expense	PA	7000000059	9/21/2012	108.93
50421000	401k Expense	PA	7000000059	9/21/2012	253.75
50421000	401k Expense	PA	7000000059	9/21/2012	54.93
50421000	401k Expense	PA	7000000059	9/21/2012	40.18
50421000	401k Expense	PA	7000000059	9/21/2012	119.12
50421000	401k Expense	PA	7000000059	9/21/2012	235.27
50421000	401k Expense	PA	7000000059	9/21/2012	45.24
50421000	401k Expense	PA	7000000059	9/21/2012	24.20
50421000	401k Expense	PA	7000000059	9/21/2012	19.32
50421000	401k Expense	PA	7000000059	9/21/2012	36.27
50421000	401k Expense	PA	7000000059	9/21/2012	86.17
50421000	401k Expense	PA	7000000059	9/21/2012	47.54
50421000	401k Expense	PA	7000000059	9/21/2012	48.71
50421000	401k Expense	PA	7000000059	9/21/2012	7.38
50421000	401k Expense	PA	7000000059	9/21/2012	3.01
50421000	401k Expense	PA	7000000059	9/21/2012	7.25
50421000	401k Expense	PA	7000000059	9/21/2012	51.40
50421000	401k Expense	PA	7000000059	9/21/2012	12.88
50421000	401k Expense	PA	7000000059	9/21/2012	12.21
50421000	401k Expense	PA	7000000059	9/21/2012	65.46
50421000	401k Expense	PA	7000000059	9/21/2012	47.81
50421000	401k Expense	PA	7000000059	9/21/2012	6.07
50421000	401k Expense	PA	7000000059	9/21/2012	1.73
50421000	401k Expense	PA	7000000059	9/21/2012	4.84
50421000	401k Expense	PA	7000000059	9/21/2012	83.55
50421000	401k Expense	PA	7000000059	9/21/2012	1.72
50421000	401k Expense	PA	7000000059	9/21/2012	41.57
50421000	401k Expense	PA	7000000059	9/21/2012	0.92
50421100	401k Exp Cap Credits	UZ	2000000125	9/21/2012	5.50
50421100	401k Exp Cap Credits	UZ	2000000125	9/21/2012	(32.95)
50421100	401k Exp Cap Credits	UZ	2000000125	9/21/2012	49.41
50421100	401k Exp Cap Credits	UZ	2000000125	9/21/2012	(117.04)
50421100	401k Exp Cap Credits	UZ	2000000125	9/21/2012	(32.40)
50421100	401k Exp Cap Credits	UZ	2000000125	9/21/2012	1.72
50421100	401k Exp Cap Credits	UZ	2000000125	9/21/2012	1.73
50421100	401k Exp Cap Credits	UZ	2000000126	9/21/2012	(25.92)
50421100	401k Exp Cap Credits	UZ	2000000125	9/21/2012	2.77
50421100	401k Exp Cap Credits	UZ	2000000126	9/21/2012	(100.20)
50421100	401k Exp Cap Credits	UZ	2000000125	9/21/2012	(3.46)
50421100	401k Exp Cap Credits	UZ	2000000126	9/21/2012	0.86
50421100	401k Exp Cap Credits	UZ	2000000125	9/21/2012	(39.06)
50421100	401k Exp Cap Credits	UZ	2000000126	9/21/2012	(3.44)
50421100	401k Exp Cap Credits	UZ	2000000125	9/21/2012	2.60
50421100	401k Exp Cap Credits	UZ	2000000125	9/21/2012	12.96
50421100	401k Exp Cap Credits	UZ	2000000125	9/21/2012	(24.42)
50421100	401k Exp Cap Credits	UZ	2000000125	9/21/2012	(23.90)
50421100	401k Exp Cap Credits	UZ	2000000126	9/21/2012	(14.76)
50421100	401k Exp Cap Credits	UZ	2000000125	9/21/2012	7.50
50421100	401k Exp Cap Credits	UZ	2000000125	9/21/2012	(87.46)
50421100	401k Exp Cap Credits	UZ	2000000126	9/21/2012	(17.26)
50421100	401k Exp Cap Credits	UZ	2000000126	9/21/2012	161.49
50421100	401k Exp Cap Credits	UZ	2000000125	9/21/2012	(89.83)
50421100	401k Exp Cap Credits	UZ	2000000126	9/21/2012	38.47

Kentucky American Water Company  
Case No. 2012-00520  
Response to PSC DR1, Item 31

Account	Description	Doc Type	Document Number	Posting Date	Amount
50421100	401k Exp Cap Credits	UZ	2000000125	9/21/2012	19.26
50421100	401k Exp Cap Credits	UZ	2000000125	9/21/2012	(64.20)
50421100	401k Exp Cap Credits	UZ	2000000125	9/21/2012	19.26
50421100	401k Exp Cap Credits	UZ	2000000126	9/21/2012	(35.31)
50421100	401k Exp Cap Credits	UZ	2000000125	9/21/2012	(0.64)
50421100	401k Exp Cap Credits	UZ	2000000125	9/21/2012	64.31
50421100	401k Exp Cap Credits	UZ	2000000125	9/21/2012	(185.14)
50421100	401k Exp Cap Credits	UZ	2000000125	9/21/2012	(2.58)
50421100	401k Exp Cap Credits	UZ	2000000126	9/21/2012	11.07
50421100	401k Exp Cap Credits	UZ	2000000125	9/21/2012	(178.09)
50421100	401k Exp Cap Credits	UZ	2000000125	9/21/2012	28.92
50421100	401k Exp Cap Credits	UZ	2000000125	9/21/2012	1.81
50421100	401k Exp Cap Credits	UZ	2000000125	9/21/2012	(33.02)
50421100	401k Exp Cap Credits	UZ	2000000125	9/21/2012	0.74
50421100	401k Exp Cap Credits	UZ	2000000125	9/21/2012	(26.82)
50421100	401k Exp Cap Credits	UZ	2000000125	9/21/2012	40.37
50421100	401k Exp Cap Credits	UZ	2000000125	9/21/2012	(75.40)
50421100	401k Exp Cap Credits	UZ	2000000126	9/21/2012	18.22
50421100	401k Exp Cap Credits	UZ	2000000125	9/21/2012	(167.09)
50421100	401k Exp Cap Credits	UZ	2000000126	9/21/2012	54.52
50421100	401k Exp Cap Credits	UZ	2000000125	9/21/2012	8.89
50421100	401k Exp Cap Credits	UZ	2000000125	9/21/2012	(98.69)
50421100	401k Exp Cap Credits	UZ	2000000126	9/21/2012	(8.02)
50421100	401k Exp Cap Credits	UZ	2000000126	9/21/2012	37.14
50421100	401k Exp Cap Credits	UZ	2000000125	9/21/2012	12.94
50421100	401k Exp Cap Credits	UZ	2000000125	9/21/2012	(78.74)
50421100	401k Exp Cap Credits	UZ	2000000125	9/21/2012	10.27
50421100	401k Exp Cap Credits	UZ	2000000125	9/21/2012	(24.58)
50421100	401k Exp Cap Credits	UZ	2000000126	9/21/2012	8.43
50421100	401k Exp Cap Credits	UZ	2000000125	9/21/2012	23.25
50421100	401k Exp Cap Credits	UZ	2000000125	9/21/2012	(57.66)
50421100	401k Exp Cap Credits	UZ	2000000125	9/21/2012	7.50
50421100	401k Exp Cap Credits	UZ	2000000126	9/21/2012	(291.08)
50421100	401k Exp Cap Credits	UZ	2000000125	9/21/2012	(54.20)
50421100	401k Exp Cap Credits	UZ	2000000125	9/21/2012	17.80
50421100	401k Exp Cap Credits	UZ	2000000125	9/21/2012	6.25
50421100	401k Exp Cap Credits	UZ	2000000126	9/21/2012	(21.62)
50421100	401k Exp Cap Credits	UZ	2000000126	9/21/2012	3.78
50421100	401k Exp Cap Credits	UZ	2000000126	9/21/2012	(4.86)
50421100	401k Exp Cap Credits	UZ	2000000125	9/21/2012	(1.62)
50421100	401k Exp Cap Credits	UZ	2000000125	9/21/2012	0.54
50421100	401k Exp Cap Credits	UZ	2000000125	9/21/2012	(77.44)
50421100	401k Exp Cap Credits	UZ	2000000125	9/21/2012	24.20
50422000	DCP Expense	PA	7000000059	9/21/2012	36.28
50422000	DCP Expense	PA	7000000059	9/21/2012	9.20
50422000	DCP Expense	PA	7000000059	9/21/2012	7.26
50422000	DCP Expense	PA	7000000059	9/21/2012	111.26
50422000	DCP Expense	PA	7000000059	9/21/2012	34.45
50422000	DCP Expense	PA	7000000059	9/21/2012	183.38
50422000	DCP Expense	PA	7000000059	9/21/2012	128.21
50422000	DCP Expense	PA	7000000059	9/21/2012	14.25
50422000	DCP Expense	PA	7000000059	9/21/2012	35.90
50422000	DCP Expense	PA	7000000059	9/21/2012	33.70
50422000	DCP Expense	PA	7000000059	9/21/2012	16.85
50422000	DCP Expense	PA	7000000059	9/21/2012	25.27
50422000	DCP Expense	PA	7000000059	9/21/2012	79.28
50422000	DCP Expense	PA	7000000059	9/21/2012	42.00
50422000	DCP Expense	PA	7000000059	9/21/2012	32.03
50422000	DCP Expense	PA	7000000059	9/21/2012	3.15
50422000	DCP Expense	PA	7000000059	9/21/2012	1.05
50422000	DCP Expense	PA	7000000059	9/21/2012	16.80
50422000	DCP Expense	PA	7000000059	9/21/2012	90.99
50422000	DCP Expense	PA	7000000059	9/21/2012	13.00
50422000	DCP Expense	PA	7000000059	9/21/2012	3.41
50422000	DCP Expense	PA	7000000059	9/21/2012	19.77
50422000	DCP Expense	PA	7000000059	9/21/2012	24.26
50422000	DCP Expense	PA	7000000059	9/21/2012	292.71
50422000	DCP Expense	PA	7000000059	9/21/2012	29.77
50422000	DCP Expense	PA	7000000059	9/21/2012	48.24
50422000	DCP Expense	PA	7000000059	9/21/2012	12.60
50422000	DCP Expense	PA	7000000059	9/21/2012	241.29
50422000	DCP Expense	PA	7000000059	9/21/2012	9.69
50422000	DCP Expense	PA	7000000059	9/21/2012	308.00
50422000	DCP Expense	PA	7000000059	9/21/2012	53.28
50422000	DCP Expense	PA	7000000059	9/21/2012	86.57
50422000	DCP Expense	PA	7000000059	9/21/2012	105.87
50422000	DCP Expense	PA	7000000059	9/21/2012	33.76

Kentucky American Water Company  
Case No. 2012-00520  
Response to PSC DR1, Item 31

Account	Description	Doc Type	Document Number	Posting Date	Amount
50422000	DCP Expense	PA	7000000059	9/21/2012	254.13
50422000	DCP Expense	PA	7000000059	9/21/2012	16.88
50422000	DCP Expense	PA	7000000059	9/21/2012	44.24
50422000	DCP Expense	PA	7000000059	9/21/2012	67.56
50422000	DCP Expense	PA	7000000059	9/21/2012	321.09
50422000	DCP Expense	PA	7000000059	9/21/2012	179.03
50422000	DCP Expense	PA	7000000059	9/21/2012	36.32
50422000	DCP Expense	PA	7000000059	9/21/2012	89.64
50422000	DCP Expense	PA	7000000059	9/21/2012	1,337.96
50422000	DCP Expense	PA	7000000059	9/21/2012	9.36
50422000	DCP Expense	PA	7000000059	9/21/2012	1,064.47
50422000	DCP Expense	PA	7000000059	9/21/2012	380.68
50422000	DCP Expense	PA	7000000059	9/21/2012	68.95
50422000	DCP Expense	PA	7000000059	9/21/2012	274.40
50422000	DCP Expense	PA	7000000059	9/21/2012	438.23
50422000	DCP Expense	PA	7000000059	9/21/2012	11.79
50422000	DCP Expense	PA	7000000059	9/21/2012	251.51
50422000	DCP Expense	PA	7000000059	9/21/2012	7.35
50422000	DCP Expense	PA	7000000059	9/21/2012	176.86
50422000	DCP Expense	PA	7000000059	9/21/2012	135.55
50422000	DCP Expense	PA	7000000059	9/21/2012	54.54
50422000	DCP Expense	PA	7000000059	9/21/2012	1.21
50422000	DCP Expense	PA	7000000059	9/21/2012	21.13
50422000	DCP Expense	PA	7000000059	9/21/2012	10.10
50422000	DCP Expense	PA	7000000059	9/21/2012	17.25
50422000	DCP Expense	PA	7000000059	9/21/2012	26.06
50422000	DCP Expense	PA	7000000059	9/21/2012	90.87
50422100	DCP Exp Cap Credits	UZ	2000000125	9/21/2012	3.64
50422100	DCP Exp Cap Credits	UZ	2000000125	9/21/2012	(56.32)
50422100	DCP Exp Cap Credits	UZ	2000000125	9/21/2012	17.52
50422100	DCP Exp Cap Credits	UZ	2000000125	9/21/2012	(18.72)
50422100	DCP Exp Cap Credits	UZ	2000000125	9/21/2012	(3.63)
50422100	DCP Exp Cap Credits	UZ	2000000125	9/21/2012	(19.38)
50422100	DCP Exp Cap Credits	UZ	2000000126	9/21/2012	(26.44)
50422100	DCP Exp Cap Credits	UZ	2000000125	9/21/2012	(113.74)
50422100	DCP Exp Cap Credits	UZ	2000000125	9/21/2012	9.84
50422100	DCP Exp Cap Credits	UZ	2000000126	9/21/2012	291.81
50422100	DCP Exp Cap Credits	UZ	2000000126	9/21/2012	(25.20)
50422100	DCP Exp Cap Credits	UZ	2000000125	9/21/2012	50.52
50422100	DCP Exp Cap Credits	UZ	2000000125	9/21/2012	(117.92)
50422100	DCP Exp Cap Credits	UZ	2000000125	9/21/2012	(84.24)
50422100	DCP Exp Cap Credits	UZ	2000000126	9/21/2012	25.27
50422100	DCP Exp Cap Credits	UZ	2000000125	9/21/2012	25.27
50422100	DCP Exp Cap Credits	UZ	2000000126	9/21/2012	(46.33)
50422100	DCP Exp Cap Credits	UZ	2000000125	9/21/2012	(2.87)
50422100	DCP Exp Cap Credits	UZ	2000000126	9/21/2012	(0.97)
50422100	DCP Exp Cap Credits	UZ	2000000125	9/21/2012	155.67
50422100	DCP Exp Cap Credits	UZ	2000000126	9/21/2012	(391.80)
50422100	DCP Exp Cap Credits	UZ	2000000125	9/21/2012	42.36
50422100	DCP Exp Cap Credits	UZ	2000000125	9/21/2012	(10.84)
50422100	DCP Exp Cap Credits	UZ	2000000125	9/21/2012	(173.14)
50422100	DCP Exp Cap Credits	UZ	2000000125	9/21/2012	(269.07)
50422100	DCP Exp Cap Credits	UZ	2000000126	9/21/2012	35.10
50422100	DCP Exp Cap Credits	UZ	2000000125	9/21/2012	(48.52)
50422100	DCP Exp Cap Credits	UZ	2000000125	9/21/2012	6.05
50422100	DCP Exp Cap Credits	UZ	2000000126	9/21/2012	(39.54)
50422100	DCP Exp Cap Credits	UZ	2000000125	9/21/2012	52.94
50422100	DCP Exp Cap Credits	UZ	2000000125	9/21/2012	(131.91)
50422100	DCP Exp Cap Credits	UZ	2000000125	9/21/2012	61.86
50422100	DCP Exp Cap Credits	UZ	2000000125	9/21/2012	(71.01)
50422100	DCP Exp Cap Credits	UZ	2000000125	9/21/2012	8.51
50422100	DCP Exp Cap Credits	UZ	2000000125	9/21/2012	(76.07)
50422100	DCP Exp Cap Credits	UZ	2000000126	9/21/2012	3.66
50422100	DCP Exp Cap Credits	UZ	2000000125	9/21/2012	58.15
50422100	DCP Exp Cap Credits	UZ	2000000125	9/21/2012	(35.51)
50422100	DCP Exp Cap Credits	UZ	2000000125	9/21/2012	12.69
50422100	DCP Exp Cap Credits	UZ	2000000125	9/21/2012	(82.79)
50422100	DCP Exp Cap Credits	UZ	2000000125	9/21/2012	(137.08)
50422100	DCP Exp Cap Credits	UZ	2000000126	9/21/2012	15.23
50422100	DCP Exp Cap Credits	UZ	2000000126	9/21/2012	13.04
50422100	DCP Exp Cap Credits	UZ	2000000125	9/21/2012	9.84
50422100	DCP Exp Cap Credits	UZ	2000000126	9/21/2012	(373.32)
50422100	DCP Exp Cap Credits	UZ	2000000125	9/21/2012	23.36
50422100	DCP Exp Cap Credits	UZ	2000000126	9/21/2012	(62.39)
50422100	DCP Exp Cap Credits	UZ	2000000125	9/21/2012	8.20
50422100	DCP Exp Cap Credits	UZ	2000000125	9/21/2012	(64.06)
50422100	DCP Exp Cap Credits	UZ	2000000125	9/21/2012	(9.45)

Kentucky American Water Company  
Case No. 2012-00520  
Response to PSC DR1, Item 31

Account	Description	Doc Type	Document Number	Posting Date	Amount
50422100	DCP Exp Cap Credits	UZ	2000000126	9/21/2012	7.35
50422100	DCP Exp Cap Credits	UZ	2000000125	9/21/2012	1.05
50422100	DCP Exp Cap Credits	UZ	2000000126	9/21/2012	(3.15)
50510100	PBOP Cap Credits	UZ	2000000133	9/21/2012	29.89
50510100	PBOP Cap Credits	UZ	2000000133	9/21/2012	89.66
50510100	PBOP Cap Credits	UZ	2000000134	9/21/2012	(840.07)
50510100	PBOP Cap Credits	UZ	2000000133	9/21/2012	(176.39)
50510100	PBOP Cap Credits	UZ	2000000133	9/21/2012	73.30
50510100	PBOP Cap Credits	UZ	2000000134	9/21/2012	(67.81)
50510100	PBOP Cap Credits	UZ	2000000133	9/21/2012	(158.49)
50510100	PBOP Cap Credits	UZ	2000000134	9/21/2012	(536.03)
50510100	PBOP Cap Credits	UZ	2000000134	9/21/2012	(146.60)
50510100	PBOP Cap Credits	UZ	2000000134	9/21/2012	49.86
50510100	PBOP Cap Credits	UZ	2000000133	9/21/2012	(287.42)
50510100	PBOP Cap Credits	UZ	2000000133	9/21/2012	(146.60)
50510100	PBOP Cap Credits	UZ	2000000133	9/21/2012	(26.41)
50510100	PBOP Cap Credits	UZ	2000000133	9/21/2012	45.42
50510100	PBOP Cap Credits	UZ	2000000134	9/21/2012	70.55
50510100	PBOP Cap Credits	UZ	2000000133	9/21/2012	(9.42)
50510100	PBOP Cap Credits	UZ	2000000134	9/21/2012	(131.13)
50510100	PBOP Cap Credits	UZ	2000000133	9/21/2012	(50.24)
50510100	PBOP Cap Credits	UZ	2000000133	9/21/2012	(117.86)
50510100	PBOP Cap Credits	UZ	2000000133	9/21/2012	(273.63)
50510100	PBOP Cap Credits	UZ	2000000133	9/21/2012	972.94
50510100	PBOP Cap Credits	UZ	2000000134	9/21/2012	(174.69)
50510100	PBOP Cap Credits	UZ	2000000134	9/21/2012	(152.85)
50510100	PBOP Cap Credits	UZ	2000000133	9/21/2012	(54.59)
50510100	PBOP Cap Credits	UZ	2000000134	9/21/2012	(7.44)
50510100	PBOP Cap Credits	UZ	2000000133	9/21/2012	(2.51)
50510100	PBOP Cap Credits	UZ	2000000133	9/21/2012	(450.95)
50510100	PBOP Cap Credits	UZ	2000000134	9/21/2012	87.25
50510100	PBOP Cap Credits	UZ	2000000133	9/21/2012	(389.96)
50510100	PBOP Cap Credits	UZ	2000000133	9/21/2012	(800.05)
50510100	PBOP Cap Credits	UZ	2000000133	9/21/2012	(108.52)
50510100	PBOP Cap Credits	UZ	2000000134	9/21/2012	(88.19)
50510100	PBOP Cap Credits	UZ	2000000133	9/21/2012	(323.57)
50510100	PBOP Cap Credits	UZ	2000000133	9/21/2012	160.63
50510100	PBOP Cap Credits	UZ	2000000133	9/21/2012	(539.24)
50510100	PBOP Cap Credits	UZ	2000000134	9/21/2012	(172.58)
50510100	PBOP Cap Credits	UZ	2000000133	9/21/2012	(557.69)
50510100	PBOP Cap Credits	UZ	2000000133	9/21/2012	119.87
50510100	PBOP Cap Credits	UZ	2000000133	9/21/2012	(311.97)
50510100	PBOP Cap Credits	UZ	2000000133	9/21/2012	(989.32)
50510100	PBOP Cap Credits	UZ	2000000133	9/21/2012	33.81
50510100	PBOP Cap Credits	UZ	2000000134	9/21/2012	(187.58)
50510100	PBOP Cap Credits	UZ	2000000134	9/21/2012	(831.74)
50510100	PBOP Cap Credits	UZ	2000000133	9/21/2012	(137.42)
50510100	PBOP Cap Credits	UZ	2000000134	9/21/2012	21.27
50510100	PBOP Cap Credits	UZ	2000000134	9/21/2012	(225.88)
50510100	PBOP Cap Credits	UZ	2000000134	9/21/2012	(11.33)
50510100	PBOP Cap Credits	UZ	2000000134	9/21/2012	(11.33)
50510100	PBOP Cap Credits	UZ	2000000133	9/21/2012	(289.60)
50550000	Group Insur Expense	PA	7000000059	9/21/2012	33.56
50550000	Group Insur Expense	PA	7000000059	9/21/2012	584.69
50550000	Group Insur Expense	PA	7000000059	9/21/2012	293.61
50550000	Group Insur Expense	PA	7000000059	9/21/2012	22.37
50550000	Group Insur Expense	PA	7000000059	9/21/2012	44.74
50550000	Group Insur Expense	PA	7000000059	9/21/2012	25.45
50550000	Group Insur Expense	PA	7000000059	9/21/2012	266.10
50550000	Group Insur Expense	PA	7000000059	9/21/2012	241.27
50550000	Group Insur Expense	PA	7000000059	9/21/2012	8.48
50550000	Group Insur Expense	PA	7000000059	9/21/2012	5.51
50550000	Group Insur Expense	PA	7000000059	9/21/2012	546.13
50550000	Group Insur Expense	PA	7000000059	9/21/2012	109.00
50550000	Group Insur Expense	PA	7000000059	9/21/2012	15.15
50550000	Group Insur Expense	PA	7000000059	9/21/2012	481.37
50550000	Group Insur Expense	PA	7000000059	9/21/2012	1,132.41
50550000	Group Insur Expense	PA	7000000059	9/21/2012	1,737.05
50550000	Group Insur Expense	PA	7000000059	9/21/2012	7,924.74
50550000	Group Insur Expense	PA	7000000059	9/21/2012	701.95
50550000	Group Insur Expense	PA	7000000059	9/21/2012	148.46
50550000	Group Insur Expense	PA	7000000059	9/21/2012	1,104.15
50550000	Group Insur Expense	PA	7000000059	9/21/2012	1,493.04
50550000	Group Insur Expense	PA	7000000059	9/21/2012	409.29
50550000	Group Insur Expense	PA	7000000059	9/21/2012	4,266.46
50550000	Group Insur Expense	PA	7000000059	9/21/2012	9,767.74
50550000	Group Insur Expense	PA	7000000059	9/21/2012	2,604.39

Kentucky American Water Company  
Case No. 2012-00520  
Response to PSC DR1, Item 31

Account	Description	Doc Type	Document Number	Posting Date	Amount
50550000	Group Insur Expense	PA	7000000059	9/21/2012	54.02
50550000	Group Insur Expense	PA	7000000059	9/21/2012	107.38
50550000	Group Insur Expense	PA	7000000059	9/21/2012	942.01
50550000	Group Insur Expense	PA	7000000059	9/21/2012	2,086.06
50550000	Group Insur Expense	PA	7000000059	9/21/2012	10.88
50550000	Group Insur Expense	PA	7000000059	9/21/2012	65.14
50550000	Group Insur Expense	PA	7000000059	9/21/2012	139.80
50550000	Group Insur Expense	PA	7000000059	9/21/2012	139.80
50550000	Group Insur Expense	PA	7000000059	9/21/2012	1,279.27
50550000	Group Insur Expense	PA	7000000059	9/21/2012	238.60
50550000	Group Insur Expense	PA	7000000059	9/21/2012	741.78
50550000	Group Insur Expense	PA	7000000059	9/21/2012	1,505.96
50550000	Group Insur Expense	PA	7000000059	9/21/2012	81.39
50550000	Group Insur Expense	PA	7000000059	9/21/2012	465.75
50550000	Group Insur Expense	PA	7000000059	9/21/2012	707.50
50550000	Group Insur Expense	PA	7000000059	9/21/2012	54.60
50550000	Group Insur Expense	PA	7000000059	9/21/2012	348.94
50550000	Group Insur Expense	PA	7000000059	9/21/2012	2,690.19
50550000	Group Insur Expense	PA	7000000059	9/21/2012	273.42
50550000	Group Insur Expense	PA	7000000059	9/21/2012	1,172.52
50550000	Group Insur Expense	PA	7000000059	9/21/2012	1,222.87
50550000	Group Insur Expense	PA	7000000059	9/21/2012	632.11
50550000	Group Insur Expense	PA	7000000059	9/21/2012	73.83
50550000	Group Insur Expense	PA	7000000059	9/21/2012	58.60
50550000	Group Insur Expense	PA	7000000059	9/21/2012	270.21
50550000	Group Insur Expense	PA	7000000059	9/21/2012	266.27
50550000	Group Insur Expense	PA	7000000059	9/21/2012	258.23
50550000	Group Insur Expense	PA	7000000059	9/21/2012	1,183.97
50550000	Group Insur Expense	PA	7000000059	9/21/2012	515.98
50550000	Group Insur Expense	PA	7000000059	9/21/2012	20.26
50550000	Group Insur Expense	PA	7000000059	9/21/2012	121.59
50550000	Group Insur Expense	PA	7000000059	9/21/2012	236.62
50550000	Group Insur Expense	PA	7000000059	9/21/2012	295.70
50550000	Group Insur Expense	PA	7000000059	9/21/2012	248.80
50550000	Group Insur Expense	PA	7000000059	9/21/2012	1,235.03
50550000	Group Insur Expense	PA	7000000059	9/21/2012	626.25
50550000	Group Insur Expense	PA	7000000059	9/21/2012	309.73
50550000	Group Insur Expense	PA	7000000059	9/21/2012	21.16
50550000	Group Insur Expense	PA	7000000059	9/21/2012	122.66
50550000	Group Insur Expense	PA	7000000059	9/21/2012	399.55
50550000	Group Insur Expense	PA	7000000059	9/21/2012	239.36
50550000	Group Insur Expense	PA	7000000059	9/21/2012	135.26
50550000	Group Insur Expense	PA	7000000059	9/21/2012	572.28
50550000	Group Insur Expense	PA	7000000059	9/21/2012	444.27
50550000	Group Insur Expense	PA	7000000059	9/21/2012	348.78
50550000	Group Insur Expense	PA	7000000059	9/21/2012	104.28
50550000	Group Insur Expense	PA	7000000059	9/21/2012	81.91
50550000	Group Insur Expense	PA	7000000059	9/21/2012	273.65
50550000	Group Insur Expense	PA	7000000059	9/21/2012	55.64
50550000	Group Insur Expense	PA	7000000059	9/21/2012	267.02
50550000	Group Insur Expense	PA	7000000059	9/21/2012	2.63
50550100	Group Ins Cap Credits	UZ	2000000125	9/21/2012	39.71
50550100	Group Ins Cap Credits	UZ	2000000125	9/21/2012	(236.37)
50550100	Group Ins Cap Credits	UZ	2000000126	9/21/2012	357.66
50550100	Group Ins Cap Credits	UZ	2000000125	9/21/2012	(1,527.16)
50550100	Group Ins Cap Credits	UZ	2000000125	9/21/2012	(297.85)
50550100	Group Ins Cap Credits	UZ	2000000126	9/21/2012	139.79
50550100	Group Ins Cap Credits	UZ	2000000126	9/21/2012	(238.32)
50550100	Group Ins Cap Credits	UZ	2000000126	9/21/2012	139.79
50550100	Group Ins Cap Credits	UZ	2000000125	9/21/2012	(130.28)
50550100	Group Ins Cap Credits	UZ	2000000125	9/21/2012	(698.02)
50550100	Group Ins Cap Credits	UZ	2000000126	9/21/2012	7.17
50550100	Group Ins Cap Credits	UZ	2000000125	9/21/2012	(279.60)
50550100	Group Ins Cap Credits	UZ	2000000125	9/21/2012	80.75
50550100	Group Ins Cap Credits	UZ	2000000126	9/21/2012	(516.02)
50550100	Group Ins Cap Credits	UZ	2000000125	9/21/2012	(279.60)
50550100	Group Ins Cap Credits	UZ	2000000125	9/21/2012	(21.76)
50550100	Group Ins Cap Credits	UZ	2000000125	9/21/2012	76.48
50550100	Group Ins Cap Credits	UZ	2000000125	9/21/2012	116.78
50550100	Group Ins Cap Credits	UZ	2000000125	9/21/2012	(214.76)
50550100	Group Ins Cap Credits	UZ	2000000125	9/21/2012	(20.07)
50550100	Group Ins Cap Credits	UZ	2000000125	9/21/2012	(150.36)
50550100	Group Ins Cap Credits	UZ	2000000125	9/21/2012	(42.32)
50550100	Group Ins Cap Credits	UZ	2000000125	9/21/2012	44.59
50550100	Group Ins Cap Credits	UZ	2000000126	9/21/2012	(432.58)
50550100	Group Ins Cap Credits	UZ	2000000125	9/21/2012	(139.13)
50550100	Group Ins Cap Credits	UZ	2000000125	9/21/2012	1,616.60

Kentucky American Water Company  
Case No. 2012-00520  
Response to PSC DR1, Item 31

Account	Description	Doc Type	Document Number	Posting Date	Amount
50550100	Group Ins Cap Credits	UZ	2000000125	9/21/2012	67.08
50550100	Group Ins Cap Credits	UZ	2000000126	9/21/2012	(156.87)
50550100	Group Ins Cap Credits	UZ	2000000125	9/21/2012	33.56
50550100	Group Ins Cap Credits	UZ	2000000125	9/21/2012	(112.04)
50550100	Group Ins Cap Credits	UZ	2000000125	9/21/2012	(61.58)
50550100	Group Ins Cap Credits	UZ	2000000126	9/21/2012	33.56
50550100	Group Ins Cap Credits	UZ	2000000125	9/21/2012	(10.83)
50550100	Group Ins Cap Credits	UZ	2000000126	9/21/2012	(5.51)
50550100	Group Ins Cap Credits	UZ	2000000125	9/21/2012	(1,896.92)
50550100	Group Ins Cap Credits	UZ	2000000125	9/21/2012	652.88
50550100	Group Ins Cap Credits	UZ	2000000125	9/21/2012	(47.34)
50550100	Group Ins Cap Credits	UZ	2000000125	9/21/2012	139.32
50550100	Group Ins Cap Credits	UZ	2000000125	9/21/2012	(799.10)
50550100	Group Ins Cap Credits	UZ	2000000125	9/21/2012	(1,333.36)
50550100	Group Ins Cap Credits	UZ	2000000125	9/21/2012	143.71
50550100	Group Ins Cap Credits	UZ	2000000125	9/21/2012	(147.66)
50550100	Group Ins Cap Credits	UZ	2000000126	9/21/2012	14.17
50550100	Group Ins Cap Credits	UZ	2000000125	9/21/2012	19.75
50550100	Group Ins Cap Credits	UZ	2000000125	9/21/2012	(117.20)
50550100	Group Ins Cap Credits	UZ	2000000125	9/21/2012	(1,253.28)
50550100	Group Ins Cap Credits	UZ	2000000125	9/21/2012	540.08
50550100	Group Ins Cap Credits	UZ	2000000126	9/21/2012	230.81
50550100	Group Ins Cap Credits	UZ	2000000125	9/21/2012	(972.73)
50550100	Group Ins Cap Credits	UZ	2000000125	9/21/2012	392.74
50550100	Group Ins Cap Credits	UZ	2000000125	9/21/2012	67.54
50550100	Group Ins Cap Credits	UZ	2000000126	9/21/2012	(188.72)
50550100	Group Ins Cap Credits	UZ	2000000125	9/21/2012	(780.63)
50550100	Group Ins Cap Credits	UZ	2000000125	9/21/2012	62.34
50550100	Group Ins Cap Credits	UZ	2000000125	9/21/2012	284.74
50550100	Group Ins Cap Credits	UZ	2000000125	9/21/2012	(151.79)
50550100	Group Ins Cap Credits	UZ	2000000126	9/21/2012	692.22
50550100	Group Ins Cap Credits	UZ	2000000126	9/21/2012	(1,149.84)
50550100	Group Ins Cap Credits	UZ	2000000126	9/21/2012	(2,157.70)
50550100	Group Ins Cap Credits	UZ	2000000126	9/21/2012	208.05
50550100	Group Ins Cap Credits	UZ	2000000125	9/21/2012	62.85
50550100	Group Ins Cap Credits	UZ	2000000125	9/21/2012	(700.15)
50550100	Group Ins Cap Credits	UZ	2000000126	9/21/2012	260.27
50550100	Group Ins Cap Credits	UZ	2000000125	9/21/2012	(1,080.80)
50550100	Group Ins Cap Credits	UZ	2000000125	9/21/2012	44.58
50550100	Group Ins Cap Credits	UZ	2000000125	9/21/2012	75.97
50550100	Group Ins Cap Credits	UZ	2000000126	9/21/2012	(213.41)
50550100	Group Ins Cap Credits	UZ	2000000125	9/21/2012	37.15
50550100	Group Ins Cap Credits	UZ	2000000126	9/21/2012	(532.20)
50550100	Group Ins Cap Credits	UZ	2000000126	9/21/2012	90.50
50550100	Group Ins Cap Credits	UZ	2000000126	9/21/2012	(81.31)
50550100	Group Ins Cap Credits	UZ	2000000125	9/21/2012	12.94
50550100	Group Ins Cap Credits	UZ	2000000125	9/21/2012	(27.11)
50550100	Group Ins Cap Credits	UZ	2000000126	9/21/2012	(937.06)
50550100	Group Ins Cap Credits	UZ	2000000126	9/21/2012	270.35
50610100	Pension Cap Credits	UZ	2000000133	9/21/2012	35.18
50610100	Pension Cap Credits	UZ	2000000134	9/21/2012	105.54
50610100	Pension Cap Credits	UZ	2000000134	9/21/2012	(988.83)
50610100	Pension Cap Credits	UZ	2000000134	9/21/2012	(207.62)
50610100	Pension Cap Credits	UZ	2000000133	9/21/2012	86.28
50610100	Pension Cap Credits	UZ	2000000133	9/21/2012	(79.82)
50610100	Pension Cap Credits	UZ	2000000133	9/21/2012	(186.55)
50610100	Pension Cap Credits	UZ	2000000133	9/21/2012	(630.94)
50610100	Pension Cap Credits	UZ	2000000133	9/21/2012	(172.55)
50610100	Pension Cap Credits	UZ	2000000134	9/21/2012	58.68
50610100	Pension Cap Credits	UZ	2000000133	9/21/2012	(338.32)
50610100	Pension Cap Credits	UZ	2000000133	9/21/2012	(172.55)
50610100	Pension Cap Credits	UZ	2000000133	9/21/2012	(31.09)
50610100	Pension Cap Credits	UZ	2000000134	9/21/2012	53.46
50610100	Pension Cap Credits	UZ	2000000134	9/21/2012	83.05
50610100	Pension Cap Credits	UZ	2000000133	9/21/2012	(11.09)
50610100	Pension Cap Credits	UZ	2000000133	9/21/2012	(154.35)
50610100	Pension Cap Credits	UZ	2000000134	9/21/2012	(59.13)
50610100	Pension Cap Credits	UZ	2000000134	9/21/2012	(138.73)
50610100	Pension Cap Credits	UZ	2000000133	9/21/2012	(322.08)
50610100	Pension Cap Credits	UZ	2000000133	9/21/2012	1,145.23
50610100	Pension Cap Credits	UZ	2000000133	9/21/2012	(205.62)
50610100	Pension Cap Credits	UZ	2000000133	9/21/2012	(179.92)
50610100	Pension Cap Credits	UZ	2000000134	9/21/2012	(64.26)
50610100	Pension Cap Credits	UZ	2000000133	9/21/2012	(8.76)
50610100	Pension Cap Credits	UZ	2000000133	9/21/2012	(2.95)
50610100	Pension Cap Credits	UZ	2000000133	9/21/2012	(530.80)
50610100	Pension Cap Credits	UZ	2000000133	9/21/2012	102.70



Kentucky American Water Company  
Case No. 2012-00520  
Response to PSC DR1, Item 31

Account	Description	Doc Type	Document Number	Posting Date	Amount
50610100	Pension Cap Credits	UZ	2000000133	9/21/2012	(459.01)
50610100	Pension Cap Credits	UZ	2000000134	9/21/2012	(941.72)
50610100	Pension Cap Credits	UZ	2000000134	9/21/2012	(127.74)
50610100	Pension Cap Credits	UZ	2000000133	9/21/2012	(103.80)
50610100	Pension Cap Credits	UZ	2000000133	9/21/2012	(380.87)
50610100	Pension Cap Credits	UZ	2000000133	9/21/2012	189.07
50610100	Pension Cap Credits	UZ	2000000134	9/21/2012	(634.73)
50610100	Pension Cap Credits	UZ	2000000133	9/21/2012	(203.14)
50610100	Pension Cap Credits	UZ	2000000134	9/21/2012	(656.45)
50610100	Pension Cap Credits	UZ	2000000133	9/21/2012	141.09
50610100	Pension Cap Credits	UZ	2000000134	9/21/2012	(367.21)
50610100	Pension Cap Credits	UZ	2000000134	9/21/2012	(1,164.51)
50610100	Pension Cap Credits	UZ	2000000134	9/21/2012	39.80
50610100	Pension Cap Credits	UZ	2000000134	9/21/2012	(220.80)
50610100	Pension Cap Credits	UZ	2000000134	9/21/2012	(979.02)
50610100	Pension Cap Credits	UZ	2000000133	9/21/2012	(161.76)
50610100	Pension Cap Credits	UZ	2000000134	9/21/2012	25.03
50610100	Pension Cap Credits	UZ	2000000133	9/21/2012	(265.88)
50610100	Pension Cap Credits	UZ	2000000134	9/21/2012	(13.34)
50610100	Pension Cap Credits	UZ	2000000133	9/21/2012	(13.34)
50610100	Pension Cap Credits	UZ	2000000133	9/21/2012	(340.88)
51510000	Purchased Power	ZN	5000001473	9/21/2012	816.46
52000000	M&S Expense (O&M)	WA	5000001601	9/21/2012	8.76
52000000	M&S Expense (O&M)	WA	5000001601	9/21/2012	7.10
52000000	M&S Expense (O&M)	WA	5000001601	9/21/2012	81.52
52000000	M&S Expense (O&M)	WA	5000001603	9/21/2012	7.24
52000000	M&S Expense (O&M)	WA	5000001606	9/21/2012	12.69
52000000	M&S Expense (O&M)	WA	5000001608	9/21/2012	16.92
52000000	M&S Expense (O&M)	WA	5000001609	9/21/2012	24.54
52000000	M&S Expense (O&M)	WA	5000001609	9/21/2012	23.70
52000000	M&S Expense (O&M)	WA	5000001609	9/21/2012	47.71
52000000	M&S Expense (O&M)	WA	5000001610	9/21/2012	5.84
52000000	M&S Expense (O&M)	WA	5000001610	9/21/2012	27.30
52000000	M&S Expense (O&M)	WA	5000001610	9/21/2012	8.07
52000000	M&S Expense (O&M)	WA	5000001610	9/21/2012	40.76
52000000	M&S Expense (O&M)	WA	5000001610	9/21/2012	58.99
52000000	M&S Expense (O&M)	UZ	2000000131	9/21/2012	1,041.39
52000000	M&S Expense (O&M)	UZ	2000000125	9/21/2012	(843.47)
52000000	M&S Expense (O&M)	UZ	2000000125	9/21/2012	(4,343.12)
52000000	M&S Expense (O&M)	UZ	2000000125	9/21/2012	(4,933.27)
52000000	M&S Expense (O&M)	UZ	2000000125	9/21/2012	(2,769.94)
52000000	M&S Expense (O&M)	UZ	2000000131	9/21/2012	(2,827.28)
52000000	M&S Expense (O&M)	UZ	2000000131	9/21/2012	(7,690.06)
52000000	M&S Expense (O&M)	UZ	2000000131	9/21/2012	(199.82)
52000000	M&S Expense (O&M)	UZ	2000000131	9/21/2012	9,976.50
52000000	M&S Expense (O&M)	UZ	2000000131	9/21/2012	(1,085.27)
52000000	M&S Expense (O&M)	UZ	2000000126	9/21/2012	(1,558.27)
52000000	M&S Expense (O&M)	UZ	2000000131	9/21/2012	(297.87)
52000000	M&S Expense (O&M)	UZ	2000000131	9/21/2012	(15,711.20)
52000000	M&S Expense (O&M)	UZ	2000000131	9/21/2012	93.33
52000000	M&S Expense (O&M)	UZ	2000000131	9/21/2012	(93.33)
52000000	M&S Expense (O&M)	UZ	2000000125	9/21/2012	(378.95)
52000000	M&S Expense (O&M)	UZ	2000000125	9/21/2012	(2,681.80)
52000000	M&S Expense (O&M)	UZ	2000000125	9/21/2012	(4,404.43)
52000000	M&S Expense (O&M)	UZ	2000000126	9/21/2012	(3,975.00)
52000000	M&S Expense (O&M)	UZ	2000000125	9/21/2012	(43,155.04)
52000000	M&S Expense (O&M)	UZ	2000000125	9/21/2012	(22,921.44)
52000000	M&S Expense (O&M)	UZ	2000000131	9/21/2012	(85.44)
52000000	M&S Expense (O&M)	UZ	2000000133	9/21/2012	(36.85)
52000000	M&S Expense (O&M)	UZ	2000000133	9/21/2012	(95.95)
52000000	M&S Expense (O&M)	UZ	2000000134	9/21/2012	(140.96)
52500000	Misc Expense (O&M)	UZ	2000000125	9/21/2012	(14,735.10)
52500000	Misc Expense (O&M)	UZ	2000000126	9/21/2012	(477.00)
52500000	Misc Expense (O&M)	UZ	2000000125	9/21/2012	(477.00)
52532000	Electricity	ZN	5000001473	9/21/2012	30.49
52534000	Employee Expenses	PA	7000000059	9/21/2012	250.00
52554500	Lab Supplies	WE	5000001613	9/21/2012	61.69
52562500	Overnight Shippng	UZ	2000000125	9/21/2012	(23.33)
53110000	Contr Svc-Eng	UZ	2000000125	9/21/2012	(42,728.97)
53150000	Contr Svc-Other	UZ	2000000126	9/21/2012	(6,865.62)
53150000	Contr Svc-Other	UZ	2000000126	9/21/2012	(4,770.00)
53150000	Contr Svc-Other	UZ	2000000125	9/21/2012	(1,300.00)
53150000	Contr Svc-Other	UZ	2000000126	9/21/2012	(1,300.00)
53150000	Contr Svc-Other	UZ	2000000126	9/21/2012	(2,975.00)
53150000	Contr Svc-Other	UZ	2000000125	9/21/2012	(425.00)
53150000	Contr Svc-Other	UZ	2000000125	9/21/2012	(52,939.00)
53150000	Contr Svc-Other	UZ	2000000125	9/21/2012	(30,063.00)

Kentucky American Water Company  
Case No. 2012-00520  
Response to PSC DR1, Item 31

Account	Description	Doc Type	Document Number	Posting Date	Amount
53150000	Contr Svc-Other	UZ	2000000125	9/21/2012	(2,230.00)
53150000	Contr Svc-Other	UZ	2000000125	9/21/2012	(105.00)
53150000	Contr Svc-Other	UZ	2000000125	9/21/2012	(11,485.00)
53150000	Contr Svc-Other	UZ	2000000126	9/21/2012	(945.00)
53150000	Contr Svc-Other	UZ	2000000125	9/21/2012	(6,620.00)
53150000	Contr Svc-Other	UZ	2000000125	9/21/2012	(250.00)
53150000	Contr Svc-Other	UZ	2000000126	9/21/2012	(223.97)
53150000	Contr Svc-Other	UZ	2000000126	9/21/2012	(4,926.37)
53150000	Contr Svc-Other	UZ	2000000125	9/21/2012	(39,961.06)
53150000	Contr Svc-Other	UZ	2000000126	9/21/2012	(83,737.67)
53150000	Contr Svc-Other	UZ	2000000125	9/21/2012	(52,125.00)
55000100	Trans Cap Credits	UZ	2000000134	9/21/2012	4.39
55000100	Trans Cap Credits	UZ	2000000133	9/21/2012	13.18
55000100	Trans Cap Credits	UZ	2000000133	9/21/2012	(123.45)
55000100	Trans Cap Credits	UZ	2000000134	9/21/2012	(25.92)
55000100	Trans Cap Credits	UZ	2000000133	9/21/2012	10.77
55000100	Trans Cap Credits	UZ	2000000133	9/21/2012	(9.96)
55000100	Trans Cap Credits	UZ	2000000133	9/21/2012	(23.29)
55000100	Trans Cap Credits	UZ	2000000134	9/21/2012	(78.77)
55000100	Trans Cap Credits	UZ	2000000133	9/21/2012	(21.54)
55000100	Trans Cap Credits	UZ	2000000133	9/21/2012	7.33
55000100	Trans Cap Credits	UZ	2000000133	9/21/2012	(42.24)
55000100	Trans Cap Credits	UZ	2000000133	9/21/2012	(21.54)
55000100	Trans Cap Credits	UZ	2000000134	9/21/2012	(3.88)
55000100	Trans Cap Credits	UZ	2000000133	9/21/2012	6.67
55000100	Trans Cap Credits	UZ	2000000134	9/21/2012	10.37
55000100	Trans Cap Credits	UZ	2000000133	9/21/2012	(1.38)
55000100	Trans Cap Credits	UZ	2000000134	9/21/2012	(19.27)
55000100	Trans Cap Credits	UZ	2000000133	9/21/2012	(17.32)
55000100	Trans Cap Credits	UZ	2000000134	9/21/2012	(7.38)
55000100	Trans Cap Credits	UZ	2000000133	9/21/2012	(40.21)
55000100	Trans Cap Credits	UZ	2000000133	9/21/2012	142.97
55000100	Trans Cap Credits	UZ	2000000133	9/21/2012	(25.67)
55000100	Trans Cap Credits	UZ	2000000134	9/21/2012	(22.46)
55000100	Trans Cap Credits	UZ	2000000134	9/21/2012	(8.02)
55000100	Trans Cap Credits	UZ	2000000134	9/21/2012	(1.09)
55000100	Trans Cap Credits	UZ	2000000133	9/21/2012	(0.37)
55000100	Trans Cap Credits	UZ	2000000134	9/21/2012	(66.27)
55000100	Trans Cap Credits	UZ	2000000134	9/21/2012	12.82
55000100	Trans Cap Credits	UZ	2000000134	9/21/2012	(57.31)
55000100	Trans Cap Credits	UZ	2000000134	9/21/2012	(117.57)
55000100	Trans Cap Credits	UZ	2000000133	9/21/2012	(15.95)
55000100	Trans Cap Credits	UZ	2000000134	9/21/2012	(12.96)
55000100	Trans Cap Credits	UZ	2000000133	9/21/2012	(47.55)
55000100	Trans Cap Credits	UZ	2000000134	9/21/2012	23.60
55000100	Trans Cap Credits	UZ	2000000133	9/21/2012	(79.24)
55000100	Trans Cap Credits	UZ	2000000133	9/21/2012	(25.36)
55000100	Trans Cap Credits	UZ	2000000134	9/21/2012	(81.95)
55000100	Trans Cap Credits	UZ	2000000134	9/21/2012	17.61
55000100	Trans Cap Credits	UZ	2000000134	9/21/2012	(45.84)
55000100	Trans Cap Credits	UZ	2000000133	9/21/2012	(145.38)
55000100	Trans Cap Credits	UZ	2000000133	9/21/2012	4.97
55000100	Trans Cap Credits	UZ	2000000134	9/21/2012	(27.57)
55000100	Trans Cap Credits	UZ	2000000134	9/21/2012	(122.23)
55000100	Trans Cap Credits	UZ	2000000133	9/21/2012	(20.19)
55000100	Trans Cap Credits	UZ	2000000133	9/21/2012	3.13
55000100	Trans Cap Credits	UZ	2000000134	9/21/2012	(33.19)
55000100	Trans Cap Credits	UZ	2000000133	9/21/2012	(1.66)
55000100	Trans Cap Credits	UZ	2000000133	9/21/2012	(1.66)
55000100	Trans Cap Credits	UZ	2000000134	9/21/2012	(42.56)
55010500	Trans Reimb EE Prsnl	PA	7000000059	9/21/2012	55.50
55720100	Ins W/C Cap Credits	UZ	2000000133	9/21/2012	3.93
55720100	Ins W/C Cap Credits	UZ	2000000134	9/21/2012	11.79
55720100	Ins W/C Cap Credits	UZ	2000000133	9/21/2012	(110.49)
55720100	Ins W/C Cap Credits	UZ	2000000134	9/21/2012	(23.20)
55720100	Ins W/C Cap Credits	UZ	2000000134	9/21/2012	9.64
55720100	Ins W/C Cap Credits	UZ	2000000133	9/21/2012	(8.92)
55720100	Ins W/C Cap Credits	UZ	2000000133	9/21/2012	(20.84)
55720100	Ins W/C Cap Credits	UZ	2000000134	9/21/2012	(70.50)
55720100	Ins W/C Cap Credits	UZ	2000000133	9/21/2012	(19.28)
55720100	Ins W/C Cap Credits	UZ	2000000133	9/21/2012	6.56
55720100	Ins W/C Cap Credits	UZ	2000000134	9/21/2012	(37.80)
55720100	Ins W/C Cap Credits	UZ	2000000134	9/21/2012	(19.28)
55720100	Ins W/C Cap Credits	UZ	2000000134	9/21/2012	(3.47)
55720100	Ins W/C Cap Credits	UZ	2000000134	9/21/2012	5.97
55720100	Ins W/C Cap Credits	UZ	2000000134	9/21/2012	9.28
55720100	Ins W/C Cap Credits	UZ	2000000133	9/21/2012	(1.24)

Kentucky American Water Company  
Case No. 2012-00520  
Response to PSC DR1, Item 31

Account	Description	Doc Type	Document Number	Posting Date	Amount
55720100	Ins W/C Cap Credits	UZ	2000000133	9/21/2012	(17.25)
55720100	Ins W/C Cap Credits	UZ	2000000133	9/21/2012	(6.61)
55720100	Ins W/C Cap Credits	UZ	2000000133	9/21/2012	(15.50)
55720100	Ins W/C Cap Credits	UZ	2000000134	9/21/2012	(35.99)
55720100	Ins W/C Cap Credits	UZ	2000000134	9/21/2012	127.96
55720100	Ins W/C Cap Credits	UZ	2000000134	9/21/2012	(22.98)
55720100	Ins W/C Cap Credits	UZ	2000000133	9/21/2012	(20.10)
55720100	Ins W/C Cap Credits	UZ	2000000134	9/21/2012	(7.18)
55720100	Ins W/C Cap Credits	UZ	2000000133	9/21/2012	(0.98)
55720100	Ins W/C Cap Credits	UZ	2000000133	9/21/2012	(0.33)
55720100	Ins W/C Cap Credits	UZ	2000000133	9/21/2012	(59.31)
55720100	Ins W/C Cap Credits	UZ	2000000133	9/21/2012	11.48
55720100	Ins W/C Cap Credits	UZ	2000000134	9/21/2012	(51.29)
55720100	Ins W/C Cap Credits	UZ	2000000134	9/21/2012	(105.22)
55720100	Ins W/C Cap Credits	UZ	2000000134	9/21/2012	(14.27)
55720100	Ins W/C Cap Credits	UZ	2000000134	9/21/2012	(11.60)
55720100	Ins W/C Cap Credits	UZ	2000000133	9/21/2012	(42.56)
55720100	Ins W/C Cap Credits	UZ	2000000134	9/21/2012	21.13
55720100	Ins W/C Cap Credits	UZ	2000000134	9/21/2012	(70.92)
55720100	Ins W/C Cap Credits	UZ	2000000133	9/21/2012	(22.70)
55720100	Ins W/C Cap Credits	UZ	2000000133	9/21/2012	(73.35)
55720100	Ins W/C Cap Credits	UZ	2000000134	9/21/2012	15.77
55720100	Ins W/C Cap Credits	UZ	2000000134	9/21/2012	(41.03)
55720100	Ins W/C Cap Credits	UZ	2000000134	9/21/2012	(130.12)
55720100	Ins W/C Cap Credits	UZ	2000000134	9/21/2012	4.45
55720100	Ins W/C Cap Credits	UZ	2000000134	9/21/2012	(24.67)
55720100	Ins W/C Cap Credits	UZ	2000000133	9/21/2012	(109.39)
55720100	Ins W/C Cap Credits	UZ	2000000134	9/21/2012	(18.07)
55720100	Ins W/C Cap Credits	UZ	2000000134	9/21/2012	2.80
55720100	Ins W/C Cap Credits	UZ	2000000133	9/21/2012	(29.71)
55720100	Ins W/C Cap Credits	UZ	2000000133	9/21/2012	(1.49)
55720100	Ins W/C Cap Credits	UZ	2000000134	9/21/2012	(1.49)
55720100	Ins W/C Cap Credits	UZ	2000000133	9/21/2012	(38.09)
57010000	Uncoll Accts Exp	ZA	9400000533	9/21/2012	(477.39)
68533000	FICA	PA	7000000059	9/21/2012	118.81
68533000	FICA	PA	7000000059	9/21/2012	9.17
68533000	FICA	PA	7000000059	9/21/2012	4.90
68533000	FICA	PA	7000000059	9/21/2012	182.82
68533000	FICA	PA	7000000059	9/21/2012	50.40
68533000	FICA	PA	7000000059	9/21/2012	37.80
68533000	FICA	PA	7000000059	9/21/2012	25.20
68533000	FICA	PA	7000000059	9/21/2012	3.05
68533000	FICA	PA	7000000059	9/21/2012	48.59
68533000	FICA	PA	7000000059	9/21/2012	10.60
68533000	FICA	PA	7000000059	9/21/2012	632.94
68533000	FICA	PA	7000000059	9/21/2012	89.69
68533000	FICA	PA	7000000059	9/21/2012	97.45
68533000	FICA	PA	7000000059	9/21/2012	212.71
68533000	FICA	PA	7000000059	9/21/2012	740.29
68533000	FICA	PA	7000000059	9/21/2012	3,546.74
68533000	FICA	PA	7000000059	9/21/2012	92.03
68533000	FICA	PA	7000000059	9/21/2012	640.75
68533000	FICA	PA	7000000059	9/21/2012	178.28
68533000	FICA	PA	7000000059	9/21/2012	504.58
68533000	FICA	PA	7000000059	9/21/2012	1,450.18
68533000	FICA	PA	7000000059	9/21/2012	3,041.32
68533000	FICA	PA	7000000059	9/21/2012	833.65
68533000	FICA	PA	7000000059	9/21/2012	20.36
68533000	FICA	PA	7000000059	9/21/2012	35.19
68533000	FICA	PA	7000000059	9/21/2012	351.20
68533000	FICA	PA	7000000059	9/21/2012	750.62
68533000	FICA	PA	7000000059	9/21/2012	39.15
68533000	FICA	PA	7000000059	9/21/2012	43.72
68533000	FICA	PA	7000000059	9/21/2012	319.72
68533000	FICA	PA	7000000059	9/21/2012	7.26
68533000	FICA	PA	7000000059	9/21/2012	39.14
68533000	FICA	PA	7000000059	9/21/2012	440.36
68533000	FICA	PA	7000000059	9/21/2012	92.59
68533000	FICA	PA	7000000059	9/21/2012	210.68
68533000	FICA	PA	7000000059	9/21/2012	68.75
68533000	FICA	PA	7000000059	9/21/2012	372.71
68533000	FICA	PA	7000000059	9/21/2012	547.25
68533000	FICA	PA	7000000059	9/21/2012	145.93
68533000	FICA	PA	7000000059	9/21/2012	35.85
68533000	FICA	PA	7000000059	9/21/2012	253.44
68533000	FICA	PA	7000000059	9/21/2012	114.08
68533000	FICA	PA	7000000059	9/21/2012	102.64

Kentucky American Water Company  
Case No. 2012-00520  
Response to PSC DR1, Item 31

Account	Description	Doc Type	Document Number	Posting Date	Amount
68533000	FICA	PA	7000000059	9/21/2012	408.48
68533000	FICA	PA	7000000059	9/21/2012	258.99
68533000	FICA	PA	7000000059	9/21/2012	87.88
68533000	FICA	PA	7000000059	9/21/2012	41.10
68533000	FICA	PA	7000000059	9/21/2012	827.25
68533000	FICA	PA	7000000059	9/21/2012	501.68
68533000	FICA	PA	7000000059	9/21/2012	6.49
68533000	FICA	PA	7000000059	9/21/2012	38.96
68533000	FICA	PA	7000000059	9/21/2012	125.03
68533000	FICA	PA	7000000059	9/21/2012	34.73
68533000	FICA	PA	7000000059	9/21/2012	28.34
68533000	FICA	PA	7000000059	9/21/2012	266.45
68533000	FICA	PA	7000000059	9/21/2012	57.00
68533000	FICA	PA	7000000059	9/21/2012	71.20
68533000	FICA	PA	7000000059	9/21/2012	104.03
68533000	FICA	PA	7000000059	9/21/2012	636.48
68533000	FICA	PA	7000000059	9/21/2012	139.45
68533000	FICA	PA	7000000059	9/21/2012	114.41
68533000	FICA	PA	7000000059	9/21/2012	13.80
68533000	FICA	PA	7000000059	9/21/2012	75.66
68533000	FICA	PA	7000000059	9/21/2012	120.60
68533000	FICA	PA	7000000059	9/21/2012	30.28
68533000	FICA	PA	7000000059	9/21/2012	101.36
68533000	FICA	PA	7000000059	9/21/2012	116.80
68533000	FICA	PA	7000000059	9/21/2012	42.32
68533000	FICA	PA	7000000059	9/21/2012	170.77
68533000	FICA	PA	7000000059	9/21/2012	156.14
68533000	FICA	PA	7000000059	9/21/2012	36.40
68533000	FICA	PA	7000000059	9/21/2012	96.78
68533000	FICA	PA	7000000059	9/21/2012	125.63
68533000	FICA	PA	7000000059	9/21/2012	16.61
68533000	FICA	PA	7000000059	9/21/2012	79.55
68533000	FICA	PA	7000000059	9/21/2012	1.73
68533000	FICA	PA	7000000077	9/21/2012	73.23
68533100	FICA Cap Credits	UZ	2000000125	9/21/2012	18.20
68533100	FICA Cap Credits	UZ	2000000125	9/21/2012	163.62
68533100	FICA Cap Credits	UZ	2000000125	9/21/2012	(97.42)
68533100	FICA Cap Credits	UZ	2000000125	9/21/2012	(450.50)
68533100	FICA Cap Credits	UZ	2000000126	9/21/2012	(95.05)
68533100	FICA Cap Credits	UZ	2000000125	9/21/2012	39.13
68533100	FICA Cap Credits	UZ	2000000126	9/21/2012	(76.02)
68533100	FICA Cap Credits	UZ	2000000126	9/21/2012	39.14
68533100	FICA Cap Credits	UZ	2000000125	9/21/2012	(87.44)
68533100	FICA Cap Credits	UZ	2000000125	9/21/2012	5.18
68533100	FICA Cap Credits	UZ	2000000125	9/21/2012	(315.02)
68533100	FICA Cap Credits	UZ	2000000126	9/21/2012	(78.30)
68533100	FICA Cap Credits	UZ	2000000126	9/21/2012	26.85
68533100	FICA Cap Credits	UZ	2000000125	9/21/2012	(153.61)
68533100	FICA Cap Credits	UZ	2000000125	9/21/2012	(78.28)
68533100	FICA Cap Credits	UZ	2000000125	9/21/2012	(14.52)
68533100	FICA Cap Credits	UZ	2000000125	9/21/2012	25.63
68533100	FICA Cap Credits	UZ	2000000125	9/21/2012	38.05
68533100	FICA Cap Credits	UZ	2000000125	9/21/2012	(4.98)
68533100	FICA Cap Credits	UZ	2000000125	9/21/2012	(70.38)
68533100	FICA Cap Credits	UZ	2000000125	9/21/2012	(27.60)
68533100	FICA Cap Credits	UZ	2000000125	9/21/2012	(77.23)
68533100	FICA Cap Credits	UZ	2000000125	9/21/2012	13.68
68533100	FICA Cap Credits	UZ	2000000126	9/21/2012	(161.14)
68533100	FICA Cap Credits	UZ	2000000126	9/21/2012	575.70
68533100	FICA Cap Credits	UZ	2000000126	9/21/2012	(48.74)
68533100	FICA Cap Credits	UZ	2000000125	9/21/2012	79.70
68533100	FICA Cap Credits	UZ	2000000126	9/21/2012	(173.60)
68533100	FICA Cap Credits	UZ	2000000125	9/21/2012	(124.14)
68533100	FICA Cap Credits	UZ	2000000126	9/21/2012	39.85
68533100	FICA Cap Credits	UZ	2000000125	9/21/2012	39.85
68533100	FICA Cap Credits	UZ	2000000126	9/21/2012	(68.60)
68533100	FICA Cap Credits	UZ	2000000125	9/21/2012	(4.02)
68533100	FICA Cap Credits	UZ	2000000125	9/21/2012	(1.32)
68533100	FICA Cap Credits	UZ	2000000125	9/21/2012	260.83
68533100	FICA Cap Credits	UZ	2000000126	9/21/2012	(633.88)
68533100	FICA Cap Credits	UZ	2000000125	9/21/2012	(15.04)
68533100	FICA Cap Credits	UZ	2000000125	9/21/2012	59.89
68533100	FICA Cap Credits	UZ	2000000126	9/21/2012	(241.20)
68533100	FICA Cap Credits	UZ	2000000125	9/21/2012	56.76
68533100	FICA Cap Credits	UZ	2000000125	9/21/2012	(496.91)
68533100	FICA Cap Credits	UZ	2000000125	9/21/2012	(69.46)
68533100	FICA Cap Credits	UZ	2000000125	9/21/2012	5.33

Kentucky American Water Company  
Case No. 2012-00520  
Response to PSC DR1, Item 31

Account	Description	Doc Type	Document Number	Posting Date	Amount
68533100	FICA Cap Credits	UZ	2000000125	9/21/2012	8.91
68533100	FICA Cap Credits	UZ	2000000125	9/21/2012	(56.68)
68533100	FICA Cap Credits	UZ	2000000125	9/21/2012	(318.34)
68533100	FICA Cap Credits	UZ	2000000125	9/21/2012	178.03
68533100	FICA Cap Credits	UZ	2000000126	9/21/2012	89.64
68533100	FICA Cap Credits	UZ	2000000125	9/21/2012	174.56
68533100	FICA Cap Credits	UZ	2000000125	9/21/2012	(412.91)
68533100	FICA Cap Credits	UZ	2000000125	9/21/2012	(148.04)
68533100	FICA Cap Credits	UZ	2000000126	9/21/2012	59.90
68533100	FICA Cap Credits	UZ	2000000125	9/21/2012	(309.54)
68533100	FICA Cap Credits	UZ	2000000126	9/21/2012	28.76
68533100	FICA Cap Credits	UZ	2000000125	9/21/2012	80.34
68533100	FICA Cap Credits	UZ	2000000126	9/21/2012	(50.26)
68533100	FICA Cap Credits	UZ	2000000125	9/21/2012	(300.79)
68533100	FICA Cap Credits	UZ	2000000125	9/21/2012	203.36
68533100	FICA Cap Credits	UZ	2000000125	9/21/2012	67.96
68533100	FICA Cap Credits	UZ	2000000125	9/21/2012	(747.85)
68533100	FICA Cap Credits	UZ	2000000125	9/21/2012	18.04
68533100	FICA Cap Credits	UZ	2000000125	9/21/2012	67.29
68533100	FICA Cap Credits	UZ	2000000126	9/21/2012	(168.82)
68533100	FICA Cap Credits	UZ	2000000125	9/21/2012	(548.53)
68533100	FICA Cap Credits	UZ	2000000126	9/21/2012	13.68
68533100	FICA Cap Credits	UZ	2000000125	9/21/2012	(108.25)
68533100	FICA Cap Credits	UZ	2000000126	9/21/2012	34.66
68533100	FICA Cap Credits	UZ	2000000125	9/21/2012	11.40
68533100	FICA Cap Credits	UZ	2000000125	9/21/2012	(194.90)
68533100	FICA Cap Credits	UZ	2000000125	9/21/2012	20.92
68533100	FICA Cap Credits	UZ	2000000125	9/21/2012	(27.43)
68533100	FICA Cap Credits	UZ	2000000125	9/21/2012	2.99
68533100	FICA Cap Credits	UZ	2000000125	9/21/2012	(9.13)
68533100	FICA Cap Credits	UZ	2000000126	9/21/2012	(225.98)
68533100	FICA Cap Credits	UZ	2000000126	9/21/2012	69.90
68535000	SUTA	PA	7000000059	9/21/2012	5.70
68535000	SUTA	PA	7000000059	9/21/2012	35.49
68535000	SUTA	PA	7000000059	9/21/2012	29.67
68535000	SUTA	PA	7000000059	9/21/2012	8.05
68535000	SUTA	PA	7000000059	9/21/2012	8.07
68535000	SUTA	PA	7000000077	9/21/2012	19.14
72802000	CIAC Rcpt Svcs Clrg	UZ	2000000129	9/21/2012	868.00
72802100	CIAC Rcpt Non-SrvClr	UZ	2000000129	9/21/2012	6,536.00
72803000	Salvg/Scrap Rcpt Clr	UZ	2000000125	9/21/2012	3,135.00
72803000	Salvg/Scrap Rcpt Clr	UZ	2000000125	9/21/2012	3,340.00
72803000	Salvg/Scrap Rcpt Clr	UZ	2000000129	9/21/2012	540.00
72803000	Salvg/Scrap Rcpt Clr	UZ	2000000129	9/21/2012	30.00
72803000	Salvg/Scrap Rcpt Clr	UZ	2000000129	9/21/2012	4,056.00
72803000	Salvg/Scrap Rcpt Clr	UZ	2000000129	9/21/2012	478.40
72803000	Salvg/Scrap Rcpt Clr	UZ	2000000129	9/21/2012	14.35
88107000	CAP Move-CWIP	UZ	2000000127	9/21/2012	(5.50)
88107000	CAP Move-CWIP	UZ	2000000127	9/21/2012	(39.71)
88107000	CAP Move-CWIP	UZ	2000000127	9/21/2012	(219.60)
88107000	CAP Move-CWIP	UZ	2000000128	9/21/2012	(18.20)
88107000	CAP Move-CWIP	UZ	2000000135	9/21/2012	(4.39)
88107000	CAP Move-CWIP	UZ	2000000136	9/21/2012	(35.18)
88107000	CAP Move-CWIP	UZ	2000000136	9/21/2012	(29.89)
88107000	CAP Move-CWIP	UZ	2000000136	9/21/2012	(3.93)
88107000	CAP Move-CWIP	UZ	2000000127	9/21/2012	6,865.62
88107000	CAP Move-CWIP	UZ	2000000127	9/21/2012	32.95
88107000	CAP Move-CWIP	UZ	2000000127	9/21/2012	(1,976.40)
88107000	CAP Move-CWIP	UZ	2000000127	9/21/2012	1,317.60
88107000	CAP Move-CWIP	UZ	2000000127	9/21/2012	97.42
88107000	CAP Move-CWIP	UZ	2000000128	9/21/2012	236.37
88107000	CAP Move-CWIP	UZ	2000000128	9/21/2012	(163.62)
88107000	CAP Move-CWIP	UZ	2000000128	9/21/2012	(49.41)
88107000	CAP Move-CWIP	UZ	2000000128	9/21/2012	(357.66)
88107000	CAP Move-CWIP	UZ	2000000132	9/21/2012	(1,041.39)
88107000	CAP Move-CWIP	UZ	2000000135	9/21/2012	(89.66)
88107000	CAP Move-CWIP	UZ	2000000135	9/21/2012	(105.54)
88107000	CAP Move-CWIP	UZ	2000000135	9/21/2012	(11.79)
88107000	CAP Move-CWIP	UZ	2000000136	9/21/2012	(13.18)
88107000	CAP Move-CWIP	UZ	2000000127	9/21/2012	1,527.16
88107000	CAP Move-CWIP	UZ	2000000127	9/21/2012	6,172.48
88107000	CAP Move-CWIP	UZ	2000000127	9/21/2012	117.04
88107000	CAP Move-CWIP	UZ	2000000127	9/21/2012	450.50
88107000	CAP Move-CWIP	UZ	2000000135	9/21/2012	840.07
88107000	CAP Move-CWIP	UZ	2000000135	9/21/2012	110.49
88107000	CAP Move-CWIP	UZ	2000000136	9/21/2012	988.83
88107000	CAP Move-CWIP	UZ	2000000136	9/21/2012	123.45

Kentucky American Water Company  
Case No. 2012-00520  
Response to PSC DR1, Item 31

Account	Description	Doc Type	Document Number	Posting Date	Amount
88107000	CAP Move-CWIP	UZ	2000000127	9/21/2012	1,296.00
88107000	CAP Move-CWIP	UZ	2000000127	9/21/2012	297.85
88107000	CAP Move-CWIP	UZ	2000000127	9/21/2012	32.40
88107000	CAP Move-CWIP	UZ	2000000127	9/21/2012	95.05
88107000	CAP Move-CWIP	UZ	2000000135	9/21/2012	207.62
88107000	CAP Move-CWIP	UZ	2000000135	9/21/2012	176.39
88107000	CAP Move-CWIP	UZ	2000000135	9/21/2012	23.20
88107000	CAP Move-CWIP	UZ	2000000135	9/21/2012	25.92
88107000	CAP Move-CWIP	UZ	2000000127	9/21/2012	(1.72)
88107000	CAP Move-CWIP	UZ	2000000127	9/21/2012	843.47
88107000	CAP Move-CWIP	UZ	2000000127	9/21/2012	(538.56)
88107000	CAP Move-CWIP	UZ	2000000128	9/21/2012	(39.13)
88107000	CAP Move-CWIP	UZ	2000000128	9/21/2012	(139.79)
88107000	CAP Move-CWIP	UZ	2000000135	9/21/2012	(9.64)
88107000	CAP Move-CWIP	UZ	2000000135	9/21/2012	(73.30)
88107000	CAP Move-CWIP	UZ	2000000135	9/21/2012	(10.77)
88107000	CAP Move-CWIP	UZ	2000000136	9/21/2012	(86.28)
88107000	CAP Move-CWIP	UZ	2000000127	9/21/2012	1,036.80
88107000	CAP Move-CWIP	UZ	2000000127	9/21/2012	(139.79)
88107000	CAP Move-CWIP	UZ	2000000127	9/21/2012	(1.73)
88107000	CAP Move-CWIP	UZ	2000000127	9/21/2012	238.32
88107000	CAP Move-CWIP	UZ	2000000127	9/21/2012	25.92
88107000	CAP Move-CWIP	UZ	2000000128	9/21/2012	(39.14)
88107000	CAP Move-CWIP	UZ	2000000128	9/21/2012	(538.56)
88107000	CAP Move-CWIP	UZ	2000000128	9/21/2012	76.02
88107000	CAP Move-CWIP	UZ	2000000135	9/21/2012	9.96
88107000	CAP Move-CWIP	UZ	2000000135	9/21/2012	67.81
88107000	CAP Move-CWIP	UZ	2000000136	9/21/2012	79.82
88107000	CAP Move-CWIP	UZ	2000000136	9/21/2012	8.92
88107000	CAP Move-CWIP	UZ	2000000127	9/21/2012	87.44
88107000	CAP Move-CWIP	UZ	2000000127	9/21/2012	130.28
88107000	CAP Move-CWIP	UZ	2000000128	9/21/2012	1,164.48
88107000	CAP Move-CWIP	UZ	2000000135	9/21/2012	186.55
88107000	CAP Move-CWIP	UZ	2000000135	9/21/2012	20.84
88107000	CAP Move-CWIP	UZ	2000000136	9/21/2012	158.49
88107000	CAP Move-CWIP	UZ	2000000136	9/21/2012	23.29
88107000	CAP Move-CWIP	UZ	2000000127	9/21/2012	100.20
88107000	CAP Move-CWIP	UZ	2000000127	9/21/2012	(69.22)
88107000	CAP Move-CWIP	UZ	2000000127	9/21/2012	(7.17)
88107000	CAP Move-CWIP	UZ	2000000127	9/21/2012	(3.64)
88107000	CAP Move-CWIP	UZ	2000000127	9/21/2012	4,007.70
88107000	CAP Move-CWIP	UZ	2000000128	9/21/2012	315.02
88107000	CAP Move-CWIP	UZ	2000000128	9/21/2012	(2.77)
88107000	CAP Move-CWIP	UZ	2000000128	9/21/2012	(5.18)
88107000	CAP Move-CWIP	UZ	2000000128	9/21/2012	698.02
88107000	CAP Move-CWIP	UZ	2000000135	9/21/2012	630.94
88107000	CAP Move-CWIP	UZ	2000000136	9/21/2012	70.50
88107000	CAP Move-CWIP	UZ	2000000136	9/21/2012	78.77
88107000	CAP Move-CWIP	UZ	2000000136	9/21/2012	536.03
88107000	CAP Move-CWIP	UZ	2000000127	9/21/2012	279.60
88107000	CAP Move-CWIP	UZ	2000000127	9/21/2012	78.30
88107000	CAP Move-CWIP	UZ	2000000127	9/21/2012	3.46
88107000	CAP Move-CWIP	UZ	2000000128	9/21/2012	1,077.12
88107000	CAP Move-CWIP	UZ	2000000135	9/21/2012	21.54
88107000	CAP Move-CWIP	UZ	2000000135	9/21/2012	19.28
88107000	CAP Move-CWIP	UZ	2000000135	9/21/2012	172.55
88107000	CAP Move-CWIP	UZ	2000000136	9/21/2012	146.60
88107000	CAP Move-CWIP	UZ	2000000127	9/21/2012	(80.75)
88107000	CAP Move-CWIP	UZ	2000000127	9/21/2012	(26.85)
88107000	CAP Move-CWIP	UZ	2000000128	9/21/2012	(0.86)
88107000	CAP Move-CWIP	UZ	2000000128	9/21/2012	(366.32)
88107000	CAP Move-CWIP	UZ	2000000135	9/21/2012	(49.86)
88107000	CAP Move-CWIP	UZ	2000000135	9/21/2012	(6.56)
88107000	CAP Move-CWIP	UZ	2000000135	9/21/2012	(58.68)
88107000	CAP Move-CWIP	UZ	2000000136	9/21/2012	(7.33)
88107000	CAP Move-CWIP	UZ	2000000127	9/21/2012	56.32
88107000	CAP Move-CWIP	UZ	2000000127	9/21/2012	153.61
88107000	CAP Move-CWIP	UZ	2000000127	9/21/2012	2,111.85
88107000	CAP Move-CWIP	UZ	2000000127	9/21/2012	39.06
88107000	CAP Move-CWIP	UZ	2000000128	9/21/2012	516.02
88107000	CAP Move-CWIP	UZ	2000000135	9/21/2012	287.42
88107000	CAP Move-CWIP	UZ	2000000136	9/21/2012	37.80
88107000	CAP Move-CWIP	UZ	2000000136	9/21/2012	42.24
88107000	CAP Move-CWIP	UZ	2000000136	9/21/2012	338.32
88107000	CAP Move-CWIP	UZ	2000000127	9/21/2012	4,299.70
88107000	CAP Move-CWIP	UZ	2000000127	9/21/2012	3.40
88107000	CAP Move-CWIP	UZ	2000000128	9/21/2012	23.10

Kentucky American Water Company  
Case No. 2012-00520  
Response to PSC DR1, Item 31

Account	Description	Doc Type	Document Number	Posting Date	Amount
88107000	CAP Move-CWIP	UZ	2000000128	9/21/2012	77.50
88107000	CAP Move-CWIP	UZ	2000000128	9/21/2012	276.80
88107000	CAP Move-CWIP	UZ	2000000128	9/21/2012	1,066.34
88107000	CAP Move-CWIP	UZ	2000000135	9/21/2012	19.09
88107000	CAP Move-CWIP	UZ	2000000135	9/21/2012	21.32
88107000	CAP Move-CWIP	UZ	2000000136	9/21/2012	145.13
88107000	CAP Move-CWIP	UZ	2000000136	9/21/2012	170.82
88107000	CAP Move-CWIP	UZ	2000000127	9/21/2012	194.08
88107000	CAP Move-CWIP	UZ	2000000128	9/21/2012	14.52
88107000	CAP Move-CWIP	UZ	2000000128	9/21/2012	21.76
88107000	CAP Move-CWIP	UZ	2000000135	9/21/2012	31.09
88107000	CAP Move-CWIP	UZ	2000000135	9/21/2012	26.41
88107000	CAP Move-CWIP	UZ	2000000136	9/21/2012	3.47
88107000	CAP Move-CWIP	UZ	2000000136	9/21/2012	3.88
88107000	CAP Move-CWIP	UZ	2000000127	9/21/2012	(17.52)
88107000	CAP Move-CWIP	UZ	2000000127	9/21/2012	(25.63)
88107000	CAP Move-CWIP	UZ	2000000127	9/21/2012	(76.48)
88107000	CAP Move-CWIP	UZ	2000000128	9/21/2012	(2.60)
88107000	CAP Move-CWIP	UZ	2000000128	9/21/2012	(333.73)
88107000	CAP Move-CWIP	UZ	2000000135	9/21/2012	(5.97)
88107000	CAP Move-CWIP	UZ	2000000135	9/21/2012	(45.42)
88107000	CAP Move-CWIP	UZ	2000000136	9/21/2012	(6.67)
88107000	CAP Move-CWIP	UZ	2000000136	9/21/2012	(53.46)
88107000	CAP Move-CWIP	UZ	2000000127	9/21/2012	(116.78)
88107000	CAP Move-CWIP	UZ	2000000127	9/21/2012	(12.96)
88107000	CAP Move-CWIP	UZ	2000000127	9/21/2012	(38.05)
88107000	CAP Move-CWIP	UZ	2000000128	9/21/2012	(518.40)
88107000	CAP Move-CWIP	UZ	2000000135	9/21/2012	(70.55)
88107000	CAP Move-CWIP	UZ	2000000135	9/21/2012	(9.28)
88107000	CAP Move-CWIP	UZ	2000000135	9/21/2012	(83.05)
88107000	CAP Move-CWIP	UZ	2000000135	9/21/2012	(10.37)
88107000	CAP Move-CWIP	UZ	2000000128	9/21/2012	4,933.27
88107000	CAP Move-CWIP	UZ	2000000127	9/21/2012	4,770.00
88107000	CAP Move-CWIP	UZ	2000000127	9/21/2012	69.21
88107000	CAP Move-CWIP	UZ	2000000127	9/21/2012	4.98
88107000	CAP Move-CWIP	UZ	2000000127	9/21/2012	214.76
88107000	CAP Move-CWIP	UZ	2000000127	9/21/2012	3.63
88107000	CAP Move-CWIP	UZ	2000000127	9/21/2012	2,769.94
88107000	CAP Move-CWIP	UZ	2000000127	9/21/2012	963.48
88107000	CAP Move-CWIP	UZ	2000000127	9/21/2012	70.38
88107000	CAP Move-CWIP	UZ	2000000127	9/21/2012	18.72
88107000	CAP Move-CWIP	UZ	2000000127	9/21/2012	20.07
88107000	CAP Move-CWIP	UZ	2000000128	9/21/2012	24.42
88107000	CAP Move-CWIP	UZ	2000000132	9/21/2012	2,827.28
88107000	CAP Move-CWIP	UZ	2000000135	9/21/2012	1.38
88107000	CAP Move-CWIP	UZ	2000000135	9/21/2012	11.09
88107000	CAP Move-CWIP	UZ	2000000135	9/21/2012	131.13
88107000	CAP Move-CWIP	UZ	2000000135	9/21/2012	1.24
88107000	CAP Move-CWIP	UZ	2000000135	9/21/2012	9.42
88107000	CAP Move-CWIP	UZ	2000000135	9/21/2012	154.35
88107000	CAP Move-CWIP	UZ	2000000135	9/21/2012	19.27
88107000	CAP Move-CWIP	UZ	2000000136	9/21/2012	17.25
88107000	CAP Move-CWIP	UZ	2000000127	9/21/2012	23.90
88107000	CAP Move-CWIP	UZ	2000000127	9/21/2012	14.76
88107000	CAP Move-CWIP	UZ	2000000127	9/21/2012	173.06
88107000	CAP Move-CWIP	UZ	2000000127	9/21/2012	865.96
88107000	CAP Move-CWIP	UZ	2000000127	9/21/2012	77.23
88107000	CAP Move-CWIP	UZ	2000000127	9/21/2012	27.60
88107000	CAP Move-CWIP	UZ	2000000127	9/21/2012	369.12
88107000	CAP Move-CWIP	UZ	2000000128	9/21/2012	26.44
88107000	CAP Move-CWIP	UZ	2000000128	9/21/2012	19.38
88107000	CAP Move-CWIP	UZ	2000000128	9/21/2012	42.32
88107000	CAP Move-CWIP	UZ	2000000128	9/21/2012	150.36
88107000	CAP Move-CWIP	UZ	2000000132	9/21/2012	7,690.06
88107000	CAP Move-CWIP	UZ	2000000132	9/21/2012	(9,976.50)
88107000	CAP Move-CWIP	UZ	2000000132	9/21/2012	199.82
88107000	CAP Move-CWIP	UZ	2000000135	9/21/2012	50.24
88107000	CAP Move-CWIP	UZ	2000000135	9/21/2012	7.38
88107000	CAP Move-CWIP	UZ	2000000135	9/21/2012	117.86
88107000	CAP Move-CWIP	UZ	2000000135	9/21/2012	6.61
88107000	CAP Move-CWIP	UZ	2000000136	9/21/2012	15.50
88107000	CAP Move-CWIP	UZ	2000000136	9/21/2012	138.73
88107000	CAP Move-CWIP	UZ	2000000136	9/21/2012	59.13
88107000	CAP Move-CWIP	UZ	2000000136	9/21/2012	17.32
88107000	CAP Move-CWIP	UZ	2000000127	9/21/2012	(7.50)
88107000	CAP Move-CWIP	UZ	2000000127	9/21/2012	(44.59)
88107000	CAP Move-CWIP	UZ	2000000127	9/21/2012	(13.68)

Kentucky American Water Company  
Case No. 2012-00520  
Response to PSC DR1, Item 31

Account	Description	Doc Type	Document Number	Posting Date	Amount
88107000	CAP Move-CWIP	UZ	2000000127	9/21/2012	87.46
88107000	CAP Move-CWIP	UZ	2000000127	9/21/2012	2,198.00
88107000	CAP Move-CWIP	UZ	2000000127	9/21/2012	(187.50)
88107000	CAP Move-CWIP	UZ	2000000128	9/21/2012	432.58
88107000	CAP Move-CWIP	UZ	2000000128	9/21/2012	113.74
88107000	CAP Move-CWIP	UZ	2000000128	9/21/2012	(9.84)
88107000	CAP Move-CWIP	UZ	2000000128	9/21/2012	161.14
88107000	CAP Move-CWIP	UZ	2000000135	9/21/2012	35.99
88107000	CAP Move-CWIP	UZ	2000000135	9/21/2012	40.21
88107000	CAP Move-CWIP	UZ	2000000136	9/21/2012	273.63
88107000	CAP Move-CWIP	UZ	2000000136	9/21/2012	322.08
88107000	CAP Move-CWIP	UZ	2000000132	9/21/2012	108.54
88107000	CAP Move-CWIP	UZ	2000000127	9/21/2012	(7,741.37)
88107000	CAP Move-CWIP	UZ	2000000127	9/21/2012	(159.88)
88107000	CAP Move-CWIP	UZ	2000000127	9/21/2012	664.12
88107000	CAP Move-CWIP	UZ	2000000127	9/21/2012	137.74
88107000	CAP Move-CWIP	UZ	2000000127	9/21/2012	(1,600.43)
88107000	CAP Move-CWIP	UZ	2000000127	9/21/2012	(569.94)
88107000	CAP Move-CWIP	UZ	2000000127	9/21/2012	17.09
88107000	CAP Move-CWIP	UZ	2000000127	9/21/2012	1,542.69
88107000	CAP Move-CWIP	UZ	2000000127	9/21/2012	24.95
88107000	CAP Move-CWIP	UZ	2000000127	9/21/2012	(288.89)
88107000	CAP Move-CWIP	UZ	2000000128	9/21/2012	48.25
88107000	CAP Move-CWIP	UZ	2000000135	9/21/2012	(126.68)
88107000	CAP Move-CWIP	UZ	2000000135	9/21/2012	(1,133.78)
88107000	CAP Move-CWIP	UZ	2000000135	9/21/2012	(963.21)
88107000	CAP Move-CWIP	UZ	2000000136	9/21/2012	(141.54)
88107000	CAP Move-CWIP	UZ	2000000127	9/21/2012	2,223.69
88107000	CAP Move-CWIP	UZ	2000000127	9/21/2012	88.93
88107000	CAP Move-CWIP	UZ	2000000127	9/21/2012	(50.01)
88107000	CAP Move-CWIP	UZ	2000000127	9/21/2012	171.87
88107000	CAP Move-CWIP	UZ	2000000127	9/21/2012	(38.09)
88107000	CAP Move-CWIP	UZ	2000000127	9/21/2012	(66.41)
88107000	CAP Move-CWIP	UZ	2000000127	9/21/2012	(953.01)
88107000	CAP Move-CWIP	UZ	2000000128	9/21/2012	(78.90)
88107000	CAP Move-CWIP	UZ	2000000128	9/21/2012	116.73
88107000	CAP Move-CWIP	UZ	2000000128	9/21/2012	155.30
88107000	CAP Move-CWIP	UZ	2000000135	9/21/2012	172.94
88107000	CAP Move-CWIP	UZ	2000000135	9/21/2012	22.75
88107000	CAP Move-CWIP	UZ	2000000136	9/21/2012	203.56
88107000	CAP Move-CWIP	UZ	2000000136	9/21/2012	25.41
88107000	CAP Move-CWIP	UZ	2000000127	9/21/2012	1,588.36
88107000	CAP Move-CWIP	UZ	2000000127	9/21/2012	122.89
88107000	CAP Move-CWIP	UZ	2000000127	9/21/2012	(19.07)
88107000	CAP Move-CWIP	UZ	2000000127	9/21/2012	(25.02)
88107000	CAP Move-CWIP	UZ	2000000127	9/21/2012	(476.51)
88107000	CAP Move-CWIP	UZ	2000000127	9/21/2012	(33.22)
88107000	CAP Move-CWIP	UZ	2000000127	9/21/2012	63.56
88107000	CAP Move-CWIP	UZ	2000000128	9/21/2012	83.40
88107000	CAP Move-CWIP	UZ	2000000128	9/21/2012	110.91
88107000	CAP Move-CWIP	UZ	2000000128	9/21/2012	(39.45)
88107000	CAP Move-CWIP	UZ	2000000135	9/21/2012	178.12
88107000	CAP Move-CWIP	UZ	2000000136	9/21/2012	19.90
88107000	CAP Move-CWIP	UZ	2000000136	9/21/2012	22.24
88107000	CAP Move-CWIP	UZ	2000000136	9/21/2012	151.32
88107000	CAP Move-CWIP	UZ	2000000127	9/21/2012	(39.45)
88107000	CAP Move-CWIP	UZ	2000000127	9/21/2012	67.92
88107000	CAP Move-CWIP	UZ	2000000127	9/21/2012	34.95
88107000	CAP Move-CWIP	UZ	2000000127	9/21/2012	(33.22)
88107000	CAP Move-CWIP	UZ	2000000127	9/21/2012	(476.51)
88107000	CAP Move-CWIP	UZ	2000000127	9/21/2012	(25.02)
88107000	CAP Move-CWIP	UZ	2000000128	9/21/2012	45.86
88107000	CAP Move-CWIP	UZ	2000000128	9/21/2012	(19.07)
88107000	CAP Move-CWIP	UZ	2000000128	9/21/2012	60.97
88107000	CAP Move-CWIP	UZ	2000000128	9/21/2012	873.59
88107000	CAP Move-CWIP	UZ	2000000135	9/21/2012	7.11
88107000	CAP Move-CWIP	UZ	2000000135	9/21/2012	54.04
88107000	CAP Move-CWIP	UZ	2000000135	9/21/2012	63.62
88107000	CAP Move-CWIP	UZ	2000000135	9/21/2012	7.94
88107000	CAP Move-CWIP	UZ	2000000127	9/21/2012	4.02
88107000	CAP Move-CWIP	UZ	2000000127	9/21/2012	2.87
88107000	CAP Move-CWIP	UZ	2000000127	9/21/2012	10.83
88107000	CAP Move-CWIP	UZ	2000000128	9/21/2012	54.70
88107000	CAP Move-CWIP	UZ	2000000135	9/21/2012	8.76
88107000	CAP Move-CWIP	UZ	2000000135	9/21/2012	0.98
88107000	CAP Move-CWIP	UZ	2000000136	9/21/2012	1.09
88107000	CAP Move-CWIP	UZ	2000000136	9/21/2012	7.44



Kentucky American Water Company  
Case No. 2012-00520  
Response to PSC DR1, Item 31

Account	Description	Doc Type	Document Number	Posting Date	Amount
88107000	CAP Move-CWIP	UZ	2000000127	9/21/2012	18.41
88107000	CAP Move-CWIP	UZ	2000000127	9/21/2012	0.64
88107000	CAP Move-CWIP	UZ	2000000127	9/21/2012	5.51
88107000	CAP Move-CWIP	UZ	2000000127	9/21/2012	0.97
88107000	CAP Move-CWIP	UZ	2000000128	9/21/2012	1.32
88107000	CAP Move-CWIP	UZ	2000000135	9/21/2012	0.37
88107000	CAP Move-CWIP	UZ	2000000135	9/21/2012	2.95
88107000	CAP Move-CWIP	UZ	2000000136	9/21/2012	0.33
88107000	CAP Move-CWIP	UZ	2000000136	9/21/2012	2.51
88107000	CAP Move-CWIP	UZ	2000000127	9/21/2012	1,850.73
88107000	CAP Move-CWIP	UZ	2000000127	9/21/2012	1,896.92
88107000	CAP Move-CWIP	UZ	2000000127	9/21/2012	391.80
88107000	CAP Move-CWIP	UZ	2000000127	9/21/2012	(260.83)
88107000	CAP Move-CWIP	UZ	2000000127	9/21/2012	1,300.00
88107000	CAP Move-CWIP	UZ	2000000127	9/21/2012	6,827.12
88107000	CAP Move-CWIP	UZ	2000000127	9/21/2012	185.14
88107000	CAP Move-CWIP	UZ	2000000128	9/21/2012	633.88
88107000	CAP Move-CWIP	UZ	2000000128	9/21/2012	(3,513.75)
88107000	CAP Move-CWIP	UZ	2000000128	9/21/2012	(64.31)
88107000	CAP Move-CWIP	UZ	2000000128	9/21/2012	(155.67)
88107000	CAP Move-CWIP	UZ	2000000128	9/21/2012	(652.88)
88107000	CAP Move-CWIP	UZ	2000000132	9/21/2012	297.87
88107000	CAP Move-CWIP	UZ	2000000135	9/21/2012	66.27
88107000	CAP Move-CWIP	UZ	2000000136	9/21/2012	530.80
88107000	CAP Move-CWIP	UZ	2000000136	9/21/2012	450.95
88107000	CAP Move-CWIP	UZ	2000000136	9/21/2012	59.31
88107000	CAP Move-CWIP	UZ	2000000127	9/21/2012	(59.89)
88107000	CAP Move-CWIP	UZ	2000000127	9/21/2012	2.58
88107000	CAP Move-CWIP	UZ	2000000127	9/21/2012	(11.07)
88107000	CAP Move-CWIP	UZ	2000000127	9/21/2012	(811.39)
88107000	CAP Move-CWIP	UZ	2000000127	9/21/2012	36.26
88107000	CAP Move-CWIP	UZ	2000000127	9/21/2012	(139.32)
88107000	CAP Move-CWIP	UZ	2000000127	9/21/2012	47.34
88107000	CAP Move-CWIP	UZ	2000000127	9/21/2012	(42.36)
88107000	CAP Move-CWIP	UZ	2000000128	9/21/2012	170.32
88107000	CAP Move-CWIP	UZ	2000000128	9/21/2012	15.04
88107000	CAP Move-CWIP	UZ	2000000128	9/21/2012	10.84
88107000	CAP Move-CWIP	UZ	2000000135	9/21/2012	(87.25)
88107000	CAP Move-CWIP	UZ	2000000135	9/21/2012	(12.82)
88107000	CAP Move-CWIP	UZ	2000000136	9/21/2012	(11.48)
88107000	CAP Move-CWIP	UZ	2000000136	9/21/2012	(102.70)
88107000	CAP Move-CWIP	UZ	2000000127	9/21/2012	450.89
88107000	CAP Move-CWIP	UZ	2000000127	9/21/2012	799.10
88107000	CAP Move-CWIP	UZ	2000000127	9/21/2012	241.20
88107000	CAP Move-CWIP	UZ	2000000127	9/21/2012	2,865.25
88107000	CAP Move-CWIP	UZ	2000000128	9/21/2012	173.14
88107000	CAP Move-CWIP	UZ	2000000135	9/21/2012	459.01
88107000	CAP Move-CWIP	UZ	2000000136	9/21/2012	57.31
88107000	CAP Move-CWIP	UZ	2000000136	9/21/2012	51.29
88107000	CAP Move-CWIP	UZ	2000000136	9/21/2012	389.96
88107000	CAP Move-CWIP	UZ	2000000127	9/21/2012	897.00
88107000	CAP Move-CWIP	UZ	2000000127	9/21/2012	(39.16)
88107000	CAP Move-CWIP	UZ	2000000127	9/21/2012	(99.16)
88107000	CAP Move-CWIP	UZ	2000000127	9/21/2012	185.66
88107000	CAP Move-CWIP	UZ	2000000127	9/21/2012	122.88
88107000	CAP Move-CWIP	UZ	2000000127	9/21/2012	(520.43)
88107000	CAP Move-CWIP	UZ	2000000127	9/21/2012	120.26
88107000	CAP Move-CWIP	UZ	2000000127	9/21/2012	342.88
88107000	CAP Move-CWIP	UZ	2000000128	9/21/2012	920.02
88107000	CAP Move-CWIP	UZ	2000000128	9/21/2012	4,576.53
88107000	CAP Move-CWIP	UZ	2000000128	9/21/2012	(24.22)
88107000	CAP Move-CWIP	UZ	2000000128	9/21/2012	(19.95)
88107000	CAP Move-CWIP	UZ	2000000132	9/21/2012	10,840.72
88107000	CAP Move-CWIP	UZ	2000000135	9/21/2012	81.12
88107000	CAP Move-CWIP	UZ	2000000135	9/21/2012	552.03
88107000	CAP Move-CWIP	UZ	2000000135	9/21/2012	649.79
88107000	CAP Move-CWIP	UZ	2000000136	9/21/2012	72.60
88107000	CAP Move-CWIP	UZ	2000000127	9/21/2012	600.23
88107000	CAP Move-CWIP	UZ	2000000127	9/21/2012	47.92
88107000	CAP Move-CWIP	UZ	2000000127	9/21/2012	101.88
88107000	CAP Move-CWIP	UZ	2000000127	9/21/2012	(50.04)
88107000	CAP Move-CWIP	UZ	2000000127	9/21/2012	33.48
88107000	CAP Move-CWIP	UZ	2000000128	9/21/2012	(3.68)
88107000	CAP Move-CWIP	UZ	2000000128	9/21/2012	(1.25)
88107000	CAP Move-CWIP	UZ	2000000128	9/21/2012	(9.78)
88107000	CAP Move-CWIP	UZ	2000000128	9/21/2012	22.78
88107000	CAP Move-CWIP	UZ	2000000128	9/21/2012	47.09

Kentucky American Water Company  
Case No. 2012-00520  
Response to PSC DR1, Item 31

Account	Description	Doc Type	Document Number	Posting Date	Amount
88107000	CAP Move-CWIP	UZ	2000000135	9/21/2012	74.88
88107000	CAP Move-CWIP	UZ	2000000135	9/21/2012	11.01
88107000	CAP Move-CWIP	UZ	2000000136	9/21/2012	88.14
88107000	CAP Move-CWIP	UZ	2000000136	9/21/2012	9.85
88107000	CAP Move-CWIP	UZ	2000000127	9/21/2012	56.68
88107000	CAP Move-CWIP	UZ	2000000127	9/21/2012	(0.74)
88107000	CAP Move-CWIP	UZ	2000000127	9/21/2012	(19.75)
88107000	CAP Move-CWIP	UZ	2000000127	9/21/2012	(116.87)
88107000	CAP Move-CWIP	UZ	2000000127	9/21/2012	(8.91)
88107000	CAP Move-CWIP	UZ	2000000127	9/21/2012	26.82
88107000	CAP Move-CWIP	UZ	2000000128	9/21/2012	117.20
88107000	CAP Move-CWIP	UZ	2000000128	9/21/2012	39.54
88107000	CAP Move-CWIP	UZ	2000000128	9/21/2012	(6.05)
88107000	CAP Move-CWIP	UZ	2000000128	9/21/2012	764.82
88107000	CAP Move-CWIP	UZ	2000000132	9/21/2012	93.33
88107000	CAP Move-CWIP	UZ	2000000132	9/21/2012	(93.33)
88107000	CAP Move-CWIP	UZ	2000000135	9/21/2012	11.60
88107000	CAP Move-CWIP	UZ	2000000136	9/21/2012	103.80
88107000	CAP Move-CWIP	UZ	2000000136	9/21/2012	88.19
88107000	CAP Move-CWIP	UZ	2000000136	9/21/2012	12.96
88107000	CAP Move-CWIP	UZ	2000000128	9/21/2012	2,975.00
88107000	CAP Move-CWIP	UZ	2000000127	9/21/2012	425.00
88107000	CAP Move-CWIP	UZ	2000000127	9/21/2012	(40.37)
88107000	CAP Move-CWIP	UZ	2000000127	9/21/2012	4,477.14
88107000	CAP Move-CWIP	UZ	2000000127	9/21/2012	(540.08)
88107000	CAP Move-CWIP	UZ	2000000127	9/21/2012	52,939.00
88107000	CAP Move-CWIP	UZ	2000000127	9/21/2012	(2,099.70)
88107000	CAP Move-CWIP	UZ	2000000128	9/21/2012	131.91
88107000	CAP Move-CWIP	UZ	2000000128	9/21/2012	75.40
88107000	CAP Move-CWIP	UZ	2000000128	9/21/2012	1,253.28
88107000	CAP Move-CWIP	UZ	2000000128	9/21/2012	(52.94)
88107000	CAP Move-CWIP	UZ	2000000128	9/21/2012	(178.03)
88107000	CAP Move-CWIP	UZ	2000000128	9/21/2012	318.34
88107000	CAP Move-CWIP	UZ	2000000135	9/21/2012	323.57
88107000	CAP Move-CWIP	UZ	2000000135	9/21/2012	42.56
88107000	CAP Move-CWIP	UZ	2000000136	9/21/2012	47.55
88107000	CAP Move-CWIP	UZ	2000000136	9/21/2012	380.87
88107000	CAP Move-CWIP	UZ	2000000127	9/21/2012	(814.36)
88107000	CAP Move-CWIP	UZ	2000000127	9/21/2012	(61.85)
88107000	CAP Move-CWIP	UZ	2000000127	9/21/2012	(12.57)
88107000	CAP Move-CWIP	UZ	2000000128	9/21/2012	(42.68)
88107000	CAP Move-CWIP	UZ	2000000128	9/21/2012	(159.26)
88107000	CAP Move-CWIP	UZ	2000000135	9/21/2012	(14.58)
88107000	CAP Move-CWIP	UZ	2000000135	9/21/2012	(130.46)
88107000	CAP Move-CWIP	UZ	2000000136	9/21/2012	(16.28)
88107000	CAP Move-CWIP	UZ	2000000136	9/21/2012	(110.83)
88107000	CAP Move-CWIP	UZ	2000000127	9/21/2012	(120.45)
88107000	CAP Move-CWIP	UZ	2000000127	9/21/2012	4,249.03
88107000	CAP Move-CWIP	UZ	2000000127	9/21/2012	(37.62)
88107000	CAP Move-CWIP	UZ	2000000127	9/21/2012	(5.87)
88107000	CAP Move-CWIP	UZ	2000000127	9/21/2012	(1,515.18)
88107000	CAP Move-CWIP	UZ	2000000127	9/21/2012	115.29
88107000	CAP Move-CWIP	UZ	2000000127	9/21/2012	48.99
88107000	CAP Move-CWIP	UZ	2000000127	9/21/2012	20,743.47
88107000	CAP Move-CWIP	UZ	2000000127	9/21/2012	(270.99)
88107000	CAP Move-CWIP	UZ	2000000127	9/21/2012	671.19
88107000	CAP Move-CWIP	UZ	2000000128	9/21/2012	284.92
88107000	CAP Move-CWIP	UZ	2000000128	9/21/2012	96.66
88107000	CAP Move-CWIP	UZ	2000000135	9/21/2012	48.93
88107000	CAP Move-CWIP	UZ	2000000135	9/21/2012	54.68
88107000	CAP Move-CWIP	UZ	2000000136	9/21/2012	437.96
88107000	CAP Move-CWIP	UZ	2000000136	9/21/2012	372.08
88107000	CAP Move-CWIP	UZ	2000000127	9/21/2012	1,538.70
88107000	CAP Move-CWIP	UZ	2000000127	9/21/2012	105.00
88107000	CAP Move-CWIP	UZ	2000000127	9/21/2012	(59.90)
88107000	CAP Move-CWIP	UZ	2000000127	9/21/2012	(67.54)
88107000	CAP Move-CWIP	UZ	2000000127	9/21/2012	11,485.00
88107000	CAP Move-CWIP	UZ	2000000127	9/21/2012	(695.42)
88107000	CAP Move-CWIP	UZ	2000000127	9/21/2012	148.04
88107000	CAP Move-CWIP	UZ	2000000128	9/21/2012	188.72
88107000	CAP Move-CWIP	UZ	2000000128	9/21/2012	1,963.44
88107000	CAP Move-CWIP	UZ	2000000135	9/21/2012	22.70
88107000	CAP Move-CWIP	UZ	2000000135	9/21/2012	172.58
88107000	CAP Move-CWIP	UZ	2000000135	9/21/2012	203.14
88107000	CAP Move-CWIP	UZ	2000000135	9/21/2012	25.36
88107000	CAP Move-CWIP	UZ	2000000128	9/21/2012	945.00
88107000	CAP Move-CWIP	UZ	2000000127	9/21/2012	(54.24)

Kentucky American Water Company  
Case No. 2012-00520  
Response to PSC DR1, Item 31

Account	Description	Doc Type	Document Number	Posting Date	Amount
88107000	CAP Move-CWIP	UZ	2000000127	9/21/2012	3,902.18
88107000	CAP Move-CWIP	UZ	2000000127	9/21/2012	679.15
88107000	CAP Move-CWIP	UZ	2000000127	9/21/2012	59.03
88107000	CAP Move-CWIP	UZ	2000000127	9/21/2012	269.31
88107000	CAP Move-CWIP	UZ	2000000127	9/21/2012	66.19
88107000	CAP Move-CWIP	UZ	2000000127	9/21/2012	(337.20)
88107000	CAP Move-CWIP	UZ	2000000127	9/21/2012	5,759.40
88107000	CAP Move-CWIP	UZ	2000000127	9/21/2012	(7.73)
88107000	CAP Move-CWIP	UZ	2000000128	9/21/2012	(25.02)
88107000	CAP Move-CWIP	UZ	2000000128	9/21/2012	85.87
88107000	CAP Move-CWIP	UZ	2000000128	9/21/2012	(3.18)
88107000	CAP Move-CWIP	UZ	2000000135	9/21/2012	71.30
88107000	CAP Move-CWIP	UZ	2000000135	9/21/2012	63.81
88107000	CAP Move-CWIP	UZ	2000000135	9/21/2012	485.19
88107000	CAP Move-CWIP	UZ	2000000136	9/21/2012	571.11
88107000	CAP Move-CWIP	UZ	2000000127	9/21/2012	217.50
88107000	CAP Move-CWIP	UZ	2000000127	9/21/2012	43.73
88107000	CAP Move-CWIP	UZ	2000000127	9/21/2012	132.06
88107000	CAP Move-CWIP	UZ	2000000127	9/21/2012	(50.59)
88107000	CAP Move-CWIP	UZ	2000000127	9/21/2012	(32.31)
88107000	CAP Move-CWIP	UZ	2000000127	9/21/2012	197.45
88107000	CAP Move-CWIP	UZ	2000000128	9/21/2012	30.89
88107000	CAP Move-CWIP	UZ	2000000128	9/21/2012	400.62
88107000	CAP Move-CWIP	UZ	2000000128	9/21/2012	(963.69)
88107000	CAP Move-CWIP	UZ	2000000128	9/21/2012	(69.90)
88107000	CAP Move-CWIP	UZ	2000000128	9/21/2012	6.98
88107000	CAP Move-CWIP	UZ	2000000128	9/21/2012	(247.72)
88107000	CAP Move-CWIP	UZ	2000000135	9/21/2012	(104.29)
88107000	CAP Move-CWIP	UZ	2000000135	9/21/2012	(13.72)
88107000	CAP Move-CWIP	UZ	2000000136	9/21/2012	(15.32)
88107000	CAP Move-CWIP	UZ	2000000136	9/21/2012	(122.75)
88107000	CAP Move-CWIP	UZ	2000000127	9/21/2012	4,407.63
88107000	CAP Move-CWIP	UZ	2000000127	9/21/2012	(11.26)
88107000	CAP Move-CWIP	UZ	2000000127	9/21/2012	(2,413.41)
88107000	CAP Move-CWIP	UZ	2000000127	9/21/2012	1,000.37
88107000	CAP Move-CWIP	UZ	2000000127	9/21/2012	141.96
88107000	CAP Move-CWIP	UZ	2000000127	9/21/2012	(602.23)
88107000	CAP Move-CWIP	UZ	2000000127	9/21/2012	261.68
88107000	CAP Move-CWIP	UZ	2000000128	9/21/2012	72.03
88107000	CAP Move-CWIP	UZ	2000000128	9/21/2012	(176.92)
88107000	CAP Move-CWIP	UZ	2000000128	9/21/2012	(11.04)
88107000	CAP Move-CWIP	UZ	2000000128	9/21/2012	68.50
88107000	CAP Move-CWIP	UZ	2000000135	9/21/2012	39.88
88107000	CAP Move-CWIP	UZ	2000000135	9/21/2012	271.41
88107000	CAP Move-CWIP	UZ	2000000136	9/21/2012	35.70
88107000	CAP Move-CWIP	UZ	2000000136	9/21/2012	319.47
88107000	CAP Move-CWIP	UZ	2000000127	9/21/2012	21.39
88107000	CAP Move-CWIP	UZ	2000000127	9/21/2012	7,133.75
88107000	CAP Move-CWIP	UZ	2000000127	9/21/2012	119.26
88107000	CAP Move-CWIP	UZ	2000000127	9/21/2012	1,750.82
88107000	CAP Move-CWIP	UZ	2000000127	9/21/2012	(13.25)
88107000	CAP Move-CWIP	UZ	2000000127	9/21/2012	1,877.19
88107000	CAP Move-CWIP	UZ	2000000127	9/21/2012	(181.00)
88107000	CAP Move-CWIP	UZ	2000000127	9/21/2012	(8.93)
88107000	CAP Move-CWIP	UZ	2000000127	9/21/2012	(809.64)
88107000	CAP Move-CWIP	UZ	2000000128	9/21/2012	(59.13)
88107000	CAP Move-CWIP	UZ	2000000128	9/21/2012	650.63
88107000	CAP Move-CWIP	UZ	2000000135	9/21/2012	126.48
88107000	CAP Move-CWIP	UZ	2000000135	9/21/2012	860.71
88107000	CAP Move-CWIP	UZ	2000000135	9/21/2012	1,013.12
88107000	CAP Move-CWIP	UZ	2000000136	9/21/2012	113.20
88107000	CAP Move-CWIP	UZ	2000000127	9/21/2012	(11.34)
88107000	CAP Move-CWIP	UZ	2000000127	9/21/2012	(7.33)
88107000	CAP Move-CWIP	UZ	2000000127	9/21/2012	(54.68)
88107000	CAP Move-CWIP	UZ	2000000128	9/21/2012	(15.69)
88107000	CAP Move-CWIP	UZ	2000000128	9/21/2012	(216.13)
88107000	CAP Move-CWIP	UZ	2000000135	9/21/2012	(3.87)
88107000	CAP Move-CWIP	UZ	2000000135	9/21/2012	(4.32)
88107000	CAP Move-CWIP	UZ	2000000136	9/21/2012	(29.41)
88107000	CAP Move-CWIP	UZ	2000000136	9/21/2012	(34.63)
88107000	CAP Move-CWIP	UZ	2000000127	9/21/2012	700.15
88107000	CAP Move-CWIP	UZ	2000000127	9/21/2012	(930.93)
88107000	CAP Move-CWIP	UZ	2000000127	9/21/2012	(67.29)
88107000	CAP Move-CWIP	UZ	2000000127	9/21/2012	(260.27)
88107000	CAP Move-CWIP	UZ	2000000127	9/21/2012	57.66
88107000	CAP Move-CWIP	UZ	2000000127	9/21/2012	(23.25)
88107000	CAP Move-CWIP	UZ	2000000127	9/21/2012	168.82

Kentucky American Water Company  
Case No. 2012-00520  
Response to PSC DR1, Item 31

Account	Description	Doc Type	Document Number	Posting Date	Amount
88107000	CAP Move-CWIP	UZ	2000000128	9/21/2012	2,309.19
88107000	CAP Move-CWIP	UZ	2000000128	9/21/2012	42,728.97
88107000	CAP Move-CWIP	UZ	2000000135	9/21/2012	24.67
88107000	CAP Move-CWIP	UZ	2000000135	9/21/2012	220.80
88107000	CAP Move-CWIP	UZ	2000000135	9/21/2012	27.57
88107000	CAP Move-CWIP	UZ	2000000135	9/21/2012	187.58
88107000	CAP Move-CWIP	UZ	2000000127	9/21/2012	(13.68)
88107000	CAP Move-CWIP	UZ	2000000127	9/21/2012	6,298.76
88107000	CAP Move-CWIP	UZ	2000000127	9/21/2012	(44.58)
88107000	CAP Move-CWIP	UZ	2000000127	9/21/2012	223.97
88107000	CAP Move-CWIP	UZ	2000000127	9/21/2012	1,078.24
88107000	CAP Move-CWIP	UZ	2000000127	9/21/2012	548.53
88107000	CAP Move-CWIP	UZ	2000000127	9/21/2012	1,080.80
88107000	CAP Move-CWIP	UZ	2000000127	9/21/2012	291.08
88107000	CAP Move-CWIP	UZ	2000000127	9/21/2012	(187.50)
88107000	CAP Move-CWIP	UZ	2000000127	9/21/2012	(9.84)
88107000	CAP Move-CWIP	UZ	2000000128	9/21/2012	(7.50)
88107000	CAP Move-CWIP	UZ	2000000128	9/21/2012	373.32
88107000	CAP Move-CWIP	UZ	2000000135	9/21/2012	109.39
88107000	CAP Move-CWIP	UZ	2000000135	9/21/2012	831.74
88107000	CAP Move-CWIP	UZ	2000000135	9/21/2012	979.02
88107000	CAP Move-CWIP	UZ	2000000135	9/21/2012	122.23
88107000	CAP Move-CWIP	UZ	2000000127	9/21/2012	4,926.37
88107000	CAP Move-CWIP	UZ	2000000128	9/21/2012	378.95
88107000	CAP Move-CWIP	UZ	2000000127	9/21/2012	2,681.80
88107000	CAP Move-CWIP	UZ	2000000127	9/21/2012	54.20
88107000	CAP Move-CWIP	UZ	2000000127	9/21/2012	(23.36)
88107000	CAP Move-CWIP	UZ	2000000127	9/21/2012	(444.94)
88107000	CAP Move-CWIP	UZ	2000000127	9/21/2012	108.25
88107000	CAP Move-CWIP	UZ	2000000127	9/21/2012	(17.80)
88107000	CAP Move-CWIP	UZ	2000000127	9/21/2012	1,454.65
88107000	CAP Move-CWIP	UZ	2000000127	9/21/2012	(75.97)
88107000	CAP Move-CWIP	UZ	2000000127	9/21/2012	62.39
88107000	CAP Move-CWIP	UZ	2000000127	9/21/2012	39,961.06
88107000	CAP Move-CWIP	UZ	2000000127	9/21/2012	(34.66)
88107000	CAP Move-CWIP	UZ	2000000128	9/21/2012	213.41
88107000	CAP Move-CWIP	UZ	2000000135	9/21/2012	137.42
88107000	CAP Move-CWIP	UZ	2000000135	9/21/2012	18.07
88107000	CAP Move-CWIP	UZ	2000000135	9/21/2012	20.19
88107000	CAP Move-CWIP	UZ	2000000135	9/21/2012	161.76
88107000	CAP Move-CWIP	UZ	2000000127	9/21/2012	83,737.67
88107000	CAP Move-CWIP	UZ	2000000127	9/21/2012	(6.25)
88107000	CAP Move-CWIP	UZ	2000000127	9/21/2012	(156.25)
88107000	CAP Move-CWIP	UZ	2000000128	9/21/2012	(37.15)
88107000	CAP Move-CWIP	UZ	2000000128	9/21/2012	(8.20)
88107000	CAP Move-CWIP	UZ	2000000128	9/21/2012	(11.40)
88107000	CAP Move-CWIP	UZ	2000000135	9/21/2012	(2.80)
88107000	CAP Move-CWIP	UZ	2000000135	9/21/2012	(25.03)
88107000	CAP Move-CWIP	UZ	2000000135	9/21/2012	(21.27)
88107000	CAP Move-CWIP	UZ	2000000135	9/21/2012	(3.13)
88107000	CAP Move-CWIP	UZ	2000000127	9/21/2012	4,404.43
88107000	CAP Move-CWIP	UZ	2000000128	9/21/2012	3,975.00
88107000	CAP Move-CWIP	UZ	2000000127	9/21/2012	43,155.04
88107000	CAP Move-CWIP	UZ	2000000127	9/21/2012	52,125.00
88107000	CAP Move-CWIP	UZ	2000000128	9/21/2012	22,921.44
88107000	CAP Move-CWIP	UZ	2000000127	9/21/2012	13,261.58
88107000	CAP Move-CWIP	UZ	2000000127	9/21/2012	152.02
88107000	CAP Move-CWIP	UZ	2000000127	9/21/2012	1,294.54
88107000	CAP Move-CWIP	UZ	2000000128	9/21/2012	775.12
88107000	CAP Move-CWIP	UZ	2000000128	9/21/2012	16.86
88107000	CAP Move-CWIP	UZ	2000000128	9/21/2012	49.96
88107000	CAP Move-CWIP	UZ	2000000128	9/21/2012	415.12
88107000	CAP Move-CWIP	UZ	2000000132	9/21/2012	66.65
88107000	CAP Move-CWIP	UZ	2000000135	9/21/2012	207.39
88107000	CAP Move-CWIP	UZ	2000000135	9/21/2012	23.17
88107000	CAP Move-CWIP	UZ	2000000135	9/21/2012	176.19
88107000	CAP Move-CWIP	UZ	2000000135	9/21/2012	25.89
88107000	CAP Move-CWIP	UZ	2000000135	9/21/2012	28.75
88107000	CAP Move-CWIP	UZ	2000000127	9/21/2012	(90.50)
88107000	CAP Move-CWIP	UZ	2000000127	9/21/2012	27.43
88107000	CAP Move-CWIP	UZ	2000000127	9/21/2012	(7.35)
88107000	CAP Move-CWIP	UZ	2000000127	9/21/2012	(291.34)
88107000	CAP Move-CWIP	UZ	2000000127	9/21/2012	4.86
88107000	CAP Move-CWIP	UZ	2000000127	9/21/2012	(20.92)
88107000	CAP Move-CWIP	UZ	2000000127	9/21/2012	9.45
88107000	CAP Move-CWIP	UZ	2000000128	9/21/2012	(3.78)
88107000	CAP Move-CWIP	UZ	2000000128	9/21/2012	374.58

Kentucky American Water Company  
Case No. 2012-00520  
Response to PSC DR1, Item 31

Account	Description	Doc Type	Document Number	Posting Date	Amount
88107000	CAP Move-CWIP	UZ	2000000128	9/21/2012	81.31
88107000	CAP Move-CWIP	UZ	2000000135	9/21/2012	13.34
88107000	CAP Move-CWIP	UZ	2000000135	9/21/2012	1.66
88107000	CAP Move-CWIP	UZ	2000000135	9/21/2012	11.33
88107000	CAP Move-CWIP	UZ	2000000136	9/21/2012	1.49
88107000	CAP Move-CWIP	UZ	2000000136	9/21/2012	95.95
88107000	CAP Move-CWIP	UZ	2000000127	9/21/2012	(41.62)
88107000	CAP Move-CWIP	UZ	2000000127	9/21/2012	124.86
88107000	CAP Move-CWIP	UZ	2000000127	9/21/2012	(2.99)
88107000	CAP Move-CWIP	UZ	2000000127	9/21/2012	27.11
88107000	CAP Move-CWIP	UZ	2000000127	9/21/2012	1.62
88107000	CAP Move-CWIP	UZ	2000000127	9/21/2012	(12.94)
88107000	CAP Move-CWIP	UZ	2000000127	9/21/2012	(0.54)
88107000	CAP Move-CWIP	UZ	2000000127	9/21/2012	(1.05)
88107000	CAP Move-CWIP	UZ	2000000128	9/21/2012	9.13
88107000	CAP Move-CWIP	UZ	2000000128	9/21/2012	3.15
88107000	CAP Move-CWIP	UZ	2000000135	9/21/2012	11.33
88107000	CAP Move-CWIP	UZ	2000000135	9/21/2012	140.96
88107000	CAP Move-CWIP	UZ	2000000136	9/21/2012	13.34
88107000	CAP Move-CWIP	UZ	2000000136	9/21/2012	1.66
88107000	CAP Move-CWIP	UZ	2000000136	9/21/2012	1.49
88107000	CAP Move-CWIP	UZ	2000000127	9/21/2012	(69.90)
88107000	CAP Move-CWIP	UZ	2000000127	9/21/2012	(270.35)
88107000	CAP Move-CWIP	UZ	2000000127	9/21/2012	3,095.04
88107000	CAP Move-CWIP	UZ	2000000127	9/21/2012	(967.20)
88107000	CAP Move-CWIP	UZ	2000000127	9/21/2012	(24.20)
88107000	CAP Move-CWIP	UZ	2000000127	9/21/2012	225.98
88107000	CAP Move-CWIP	UZ	2000000128	9/21/2012	77.44
88107000	CAP Move-CWIP	UZ	2000000128	9/21/2012	937.06
88107000	CAP Move-CWIP	UZ	2000000135	9/21/2012	38.09
88107000	CAP Move-CWIP	UZ	2000000136	9/21/2012	42.56
88107000	CAP Move-CWIP	UZ	2000000136	9/21/2012	289.60
88107000	CAP Move-CWIP	UZ	2000000136	9/21/2012	340.88
88107000	CAP Move-CWIP	UZ	2000000128	9/21/2012	472.23
88107000	CAP Move-CWIP	UZ	2000000128	9/21/2012	477.00
88257100	CAP Move-RWIP	UZ	2000000127	9/21/2012	0.78
88257100	CAP Move-RWIP	UZ	2000000127	9/21/2012	43.42
88257100	CAP Move-RWIP	UZ	2000000127	9/21/2012	2.80
88257100	CAP Move-RWIP	UZ	2000000127	9/21/2012	0.04
88257100	CAP Move-RWIP	UZ	2000000127	9/21/2012	10.78
88257100	CAP Move-RWIP	UZ	2000000128	9/21/2012	0.23
88257100	CAP Move-RWIP	UZ	2000000135	9/21/2012	0.19
88257100	CAP Move-RWIP	UZ	2000000136	9/21/2012	0.22
88257100	CAP Move-RWIP	UZ	2000000136	9/21/2012	1.47
88257100	CAP Move-RWIP	UZ	2000000136	9/21/2012	1.73
88257100	CAP Move-RWIP	UZ	2000000132	9/21/2012	976.73
88257100	CAP Move-RWIP	UZ	2000000127	9/21/2012	(16.17)
88257100	CAP Move-RWIP	UZ	2000000127	9/21/2012	0.49
88257100	CAP Move-RWIP	UZ	2000000127	9/21/2012	0.25
88257100	CAP Move-RWIP	UZ	2000000127	9/21/2012	0.17
88257100	CAP Move-RWIP	UZ	2000000127	9/21/2012	(5.76)
88257100	CAP Move-RWIP	UZ	2000000127	9/21/2012	(2.92)
88257100	CAP Move-RWIP	UZ	2000000127	9/21/2012	1.39
88257100	CAP Move-RWIP	UZ	2000000128	9/21/2012	(1.61)
88257100	CAP Move-RWIP	UZ	2000000128	9/21/2012	15.58
88257100	CAP Move-RWIP	UZ	2000000128	9/21/2012	6.71
88257100	CAP Move-RWIP	UZ	2000000128	9/21/2012	(78.20)
88257100	CAP Move-RWIP	UZ	2000000135	9/21/2012	(11.45)
88257100	CAP Move-RWIP	UZ	2000000135	9/21/2012	(1.43)
88257100	CAP Move-RWIP	UZ	2000000135	9/21/2012	(9.73)
88257100	CAP Move-RWIP	UZ	2000000136	9/21/2012	(1.28)
88257100	CAP Move-RWIP	UZ	2000000127	9/21/2012	(0.51)
88257100	CAP Move-RWIP	UZ	2000000127	9/21/2012	(0.80)
88257100	CAP Move-RWIP	UZ	2000000127	9/21/2012	22.47
88257100	CAP Move-RWIP	UZ	2000000127	9/21/2012	(0.38)
88257100	CAP Move-RWIP	UZ	2000000127	9/21/2012	1.73
88257100	CAP Move-RWIP	UZ	2000000127	9/21/2012	1.19
88257100	CAP Move-RWIP	UZ	2000000128	9/21/2012	1.57
88257100	CAP Move-RWIP	UZ	2000000128	9/21/2012	0.90
88257100	CAP Move-RWIP	UZ	2000000128	9/21/2012	(9.63)
88257100	CAP Move-RWIP	UZ	2000000128	9/21/2012	(0.67)
88257100	CAP Move-RWIP	UZ	2000000136	9/21/2012	2.06
88257100	CAP Move-RWIP	UZ	2000000136	9/21/2012	0.23
88257100	CAP Move-RWIP	UZ	2000000136	9/21/2012	1.75
88257100	CAP Move-RWIP	UZ	2000000136	9/21/2012	0.26
88257100	CAP Move-RWIP	UZ	2000000127	9/21/2012	(0.19)
88257100	CAP Move-RWIP	UZ	2000000127	9/21/2012	16.04

Kentucky American Water Company  
Case No. 2012-00520  
Response to PSC DR1, Item 31

Account	Description	Doc Type	Document Number	Posting Date	Amount
88257100	CAP Move-RWIP	UZ	2000000127	9/21/2012	1.25
88257100	CAP Move-RWIP	UZ	2000000127	9/21/2012	(4.81)
88257100	CAP Move-RWIP	UZ	2000000127	9/21/2012	0.84
88257100	CAP Move-RWIP	UZ	2000000127	9/21/2012	(0.34)
88257100	CAP Move-RWIP	UZ	2000000127	9/21/2012	(0.25)
88257100	CAP Move-RWIP	UZ	2000000128	9/21/2012	0.64
88257100	CAP Move-RWIP	UZ	2000000128	9/21/2012	(0.40)
88257100	CAP Move-RWIP	UZ	2000000128	9/21/2012	1.13
88257100	CAP Move-RWIP	UZ	2000000136	9/21/2012	0.22
88257100	CAP Move-RWIP	UZ	2000000136	9/21/2012	1.53
88257100	CAP Move-RWIP	UZ	2000000136	9/21/2012	0.20
88257100	CAP Move-RWIP	UZ	2000000136	9/21/2012	1.80
88257100	CAP Move-RWIP	UZ	2000000127	9/21/2012	(0.19)
88257100	CAP Move-RWIP	UZ	2000000127	9/21/2012	0.47
88257100	CAP Move-RWIP	UZ	2000000127	9/21/2012	0.68
88257100	CAP Move-RWIP	UZ	2000000127	9/21/2012	8.83
88257100	CAP Move-RWIP	UZ	2000000127	9/21/2012	(0.34)
88257100	CAP Move-RWIP	UZ	2000000127	9/21/2012	0.36
88257100	CAP Move-RWIP	UZ	2000000127	9/21/2012	(4.81)
88257100	CAP Move-RWIP	UZ	2000000128	9/21/2012	(0.40)
88257100	CAP Move-RWIP	UZ	2000000128	9/21/2012	0.61
88257100	CAP Move-RWIP	UZ	2000000128	9/21/2012	(0.25)
88257100	CAP Move-RWIP	UZ	2000000136	9/21/2012	0.07
88257100	CAP Move-RWIP	UZ	2000000136	9/21/2012	0.08
88257100	CAP Move-RWIP	UZ	2000000136	9/21/2012	0.55
88257100	CAP Move-RWIP	UZ	2000000136	9/21/2012	0.64
88257100	CAP Move-RWIP	UZ	2000000127	9/21/2012	(17.60)
88257100	CAP Move-RWIP	UZ	2000000127	9/21/2012	54.03
88257100	CAP Move-RWIP	UZ	2000000127	9/21/2012	83.41
88257100	CAP Move-RWIP	UZ	2000000127	9/21/2012	(44.55)
88257100	CAP Move-RWIP	UZ	2000000127	9/21/2012	(8.97)
88257100	CAP Move-RWIP	UZ	2000000127	9/21/2012	55.21
88257100	CAP Move-RWIP	UZ	2000000127	9/21/2012	2,056.13
88257100	CAP Move-RWIP	UZ	2000000128	9/21/2012	413.34
88257100	CAP Move-RWIP	UZ	2000000128	9/21/2012	(10.88)
88257100	CAP Move-RWIP	UZ	2000000128	9/21/2012	154.03
88257100	CAP Move-RWIP	UZ	2000000128	9/21/2012	403.00
88257100	CAP Move-RWIP	UZ	2000000128	9/21/2012	(233.81)
88257100	CAP Move-RWIP	UZ	2000000132	9/21/2012	4,870.48
88257100	CAP Move-RWIP	UZ	2000000135	9/21/2012	291.93
88257100	CAP Move-RWIP	UZ	2000000135	9/21/2012	32.62
88257100	CAP Move-RWIP	UZ	2000000135	9/21/2012	36.45
88257100	CAP Move-RWIP	UZ	2000000136	9/21/2012	248.02
88257100	CAP Move-RWIP	UZ	2000000127	9/21/2012	21.16
88257100	CAP Move-RWIP	UZ	2000000127	9/21/2012	(4.39)
88257100	CAP Move-RWIP	UZ	2000000127	9/21/2012	45.78
88257100	CAP Move-RWIP	UZ	2000000127	9/21/2012	(1.65)
88257100	CAP Move-RWIP	UZ	2000000127	9/21/2012	21.54
88257100	CAP Move-RWIP	UZ	2000000127	9/21/2012	269.66
88257100	CAP Move-RWIP	UZ	2000000127	9/21/2012	15.04
88257100	CAP Move-RWIP	UZ	2000000127	9/21/2012	(0.56)
88257100	CAP Move-RWIP	UZ	2000000127	9/21/2012	(22.48)
88257100	CAP Move-RWIP	UZ	2000000128	9/21/2012	10.24
88257100	CAP Move-RWIP	UZ	2000000135	9/21/2012	39.60
88257100	CAP Move-RWIP	UZ	2000000135	9/21/2012	4.94
88257100	CAP Move-RWIP	UZ	2000000135	9/21/2012	4.42
88257100	CAP Move-RWIP	UZ	2000000136	9/21/2012	33.64
88257100	CAP Move-RWIP	UZ	2000000127	9/21/2012	(5.65)
88257100	CAP Move-RWIP	UZ	2000000127	9/21/2012	(365.87)
88257100	CAP Move-RWIP	UZ	2000000127	9/21/2012	(27.79)
88257100	CAP Move-RWIP	UZ	2000000127	9/21/2012	(71.55)
88257100	CAP Move-RWIP	UZ	2000000127	9/21/2012	(19.18)
88257100	CAP Move-RWIP	UZ	2000000135	9/21/2012	(7.32)
88257100	CAP Move-RWIP	UZ	2000000135	9/21/2012	(49.80)
88257100	CAP Move-RWIP	UZ	2000000135	9/21/2012	(6.55)
88257100	CAP Move-RWIP	UZ	2000000136	9/21/2012	(58.61)
88257100	CAP Move-RWIP	UZ	2000000127	9/21/2012	9,319.53
88257100	CAP Move-RWIP	UZ	2000000127	9/21/2012	43.42
88257100	CAP Move-RWIP	UZ	2000000127	9/21/2012	(3,135.00)
88257100	CAP Move-RWIP	UZ	2000000127	9/21/2012	22.02
88257100	CAP Move-RWIP	UZ	2000000127	9/21/2012	(121.75)
88257100	CAP Move-RWIP	UZ	2000000127	9/21/2012	301.54
88257100	CAP Move-RWIP	UZ	2000000127	9/21/2012	(16.90)
88257100	CAP Move-RWIP	UZ	2000000127	9/21/2012	(2.64)
88257100	CAP Move-RWIP	UZ	2000000128	9/21/2012	1,908.99
88257100	CAP Move-RWIP	UZ	2000000128	9/21/2012	127.99
88257100	CAP Move-RWIP	UZ	2000000128	9/21/2012	(54.11)

Kentucky American Water Company  
Case No. 2012-00520  
Response to PSC DR1, Item 31

Account	Description	Doc Type	Document Number	Posting Date	Amount
88257100	CAP Move-RWIP	UZ	2000000128	9/21/2012	(680.73)
88257100	CAP Move-RWIP	UZ	2000000128	9/21/2012	51.80
88257100	CAP Move-RWIP	UZ	2000000135	9/21/2012	196.77
88257100	CAP Move-RWIP	UZ	2000000135	9/21/2012	21.99
88257100	CAP Move-RWIP	UZ	2000000135	9/21/2012	24.56
88257100	CAP Move-RWIP	UZ	2000000135	9/21/2012	167.16
88257100	CAP Move-RWIP	UZ	2000000128	9/21/2012	691.30
88257100	CAP Move-RWIP	UZ	2000000127	9/21/2012	8.82
88257100	CAP Move-RWIP	UZ	2000000127	9/21/2012	(0.48)
88257100	CAP Move-RWIP	UZ	2000000127	9/21/2012	(50.39)
88257100	CAP Move-RWIP	UZ	2000000127	9/21/2012	40.23
88257100	CAP Move-RWIP	UZ	2000000127	9/21/2012	(3,340.00)
88257100	CAP Move-RWIP	UZ	2000000127	9/21/2012	860.60
88257100	CAP Move-RWIP	UZ	2000000127	9/21/2012	12.82
88257100	CAP Move-RWIP	UZ	2000000127	9/21/2012	9.88
88257100	CAP Move-RWIP	UZ	2000000127	9/21/2012	101.48
88257100	CAP Move-RWIP	UZ	2000000128	9/21/2012	(8.10)
88257100	CAP Move-RWIP	UZ	2000000128	9/21/2012	583.09
88257100	CAP Move-RWIP	UZ	2000000128	9/21/2012	(1.16)
88257100	CAP Move-RWIP	UZ	2000000128	9/21/2012	(3.74)
88257100	CAP Move-RWIP	UZ	2000000135	9/21/2012	10.65
88257100	CAP Move-RWIP	UZ	2000000135	9/21/2012	85.34
88257100	CAP Move-RWIP	UZ	2000000136	9/21/2012	9.54
88257100	CAP Move-RWIP	UZ	2000000136	9/21/2012	72.50
88257100	CAP Move-RWIP	UZ	2000000127	9/21/2012	32.50
88257100	CAP Move-RWIP	UZ	2000000127	9/21/2012	19.73
88257100	CAP Move-RWIP	UZ	2000000127	9/21/2012	(4.83)
88257100	CAP Move-RWIP	UZ	2000000127	9/21/2012	(10.44)
88257100	CAP Move-RWIP	UZ	2000000127	9/21/2012	(37.02)
88257100	CAP Move-RWIP	UZ	2000000127	9/21/2012	(7.56)
88257100	CAP Move-RWIP	UZ	2000000127	9/21/2012	29.50
88257100	CAP Move-RWIP	UZ	2000000127	9/21/2012	1.04
88257100	CAP Move-RWIP	UZ	2000000127	9/21/2012	59.86
88257100	CAP Move-RWIP	UZ	2000000127	9/21/2012	(144.00)
88257100	CAP Move-RWIP	UZ	2000000128	9/21/2012	6.53
88257100	CAP Move-RWIP	UZ	2000000128	9/21/2012	4.62
88257100	CAP Move-RWIP	UZ	2000000130	9/21/2012	(540.00)
88257100	CAP Move-RWIP	UZ	2000000135	9/21/2012	(18.34)
88257100	CAP Move-RWIP	UZ	2000000136	9/21/2012	(2.29)
88257100	CAP Move-RWIP	UZ	2000000136	9/21/2012	(2.05)
88257100	CAP Move-RWIP	UZ	2000000136	9/21/2012	(15.58)
88257100	CAP Move-RWIP	UZ	2000000130	9/21/2012	(30.00)
88257100	CAP Move-RWIP	UZ	2000000127	9/21/2012	(1.65)
88257100	CAP Move-RWIP	UZ	2000000127	9/21/2012	10.76
88257100	CAP Move-RWIP	UZ	2000000127	9/21/2012	21.21
88257100	CAP Move-RWIP	UZ	2000000127	9/21/2012	(360.62)
88257100	CAP Move-RWIP	UZ	2000000127	9/21/2012	10.24
88257100	CAP Move-RWIP	UZ	2000000127	9/21/2012	149.47
88257100	CAP Move-RWIP	UZ	2000000127	9/21/2012	(89.99)
88257100	CAP Move-RWIP	UZ	2000000128	9/21/2012	(26.44)
88257100	CAP Move-RWIP	UZ	2000000128	9/21/2012	658.61
88257100	CAP Move-RWIP	UZ	2000000128	9/21/2012	39.11
88257100	CAP Move-RWIP	UZ	2000000128	9/21/2012	(1.68)
88257100	CAP Move-RWIP	UZ	2000000130	9/21/2012	(4,056.00)
88257100	CAP Move-RWIP	UZ	2000000135	9/21/2012	5.96
88257100	CAP Move-RWIP	UZ	2000000135	9/21/2012	47.74
88257100	CAP Move-RWIP	UZ	2000000136	9/21/2012	40.56
88257100	CAP Move-RWIP	UZ	2000000136	9/21/2012	5.33
88257100	CAP Move-RWIP	UZ	2000000130	9/21/2012	(478.40)
88257100	CAP Move-RWIP	UZ	2000000130	9/21/2012	(14.35)
88257100	CAP Move-RWIP	UZ	2000000127	9/21/2012	280.51
88257100	CAP Move-RWIP	UZ	2000000127	9/21/2012	(8.83)
88257100	CAP Move-RWIP	UZ	2000000127	9/21/2012	97.22
88257100	CAP Move-RWIP	UZ	2000000127	9/21/2012	(1.34)
88257100	CAP Move-RWIP	UZ	2000000127	9/21/2012	17.82
88257100	CAP Move-RWIP	UZ	2000000127	9/21/2012	(1.98)
88257100	CAP Move-RWIP	UZ	2000000127	9/21/2012	261.61
88257100	CAP Move-RWIP	UZ	2000000128	9/21/2012	(27.05)
88257100	CAP Move-RWIP	UZ	2000000128	9/21/2012	(120.98)
88257100	CAP Move-RWIP	UZ	2000000128	9/21/2012	3.19
88257100	CAP Move-RWIP	UZ	2000000128	9/21/2012	1,065.97
88257100	CAP Move-RWIP	UZ	2000000135	9/21/2012	128.61
88257100	CAP Move-RWIP	UZ	2000000135	9/21/2012	151.39
88257100	CAP Move-RWIP	UZ	2000000135	9/21/2012	18.90
88257100	CAP Move-RWIP	UZ	2000000136	9/21/2012	16.92
88257100	CAP Move-RWIP	UZ	2000000127	9/21/2012	(8.17)
88257100	CAP Move-RWIP	UZ	2000000127	9/21/2012	(32.29)

Kentucky American Water Company  
Case No. 2012-00520  
Response to PSC DR1, Item 31

Account	Description	Doc Type	Document Number	Posting Date	Amount
88257100	CAP Move-RWIP	UZ	2000000127	9/21/2012	(2.35)
88257100	CAP Move-RWIP	UZ	2000000127	9/21/2012	(1.10)
88257100	CAP Move-RWIP	UZ	2000000128	9/21/2012	(1.70)
88257100	CAP Move-RWIP	UZ	2000000135	9/21/2012	(4.40)
88257100	CAP Move-RWIP	UZ	2000000136	9/21/2012	(0.58)
88257100	CAP Move-RWIP	UZ	2000000136	9/21/2012	(5.17)
88257100	CAP Move-RWIP	UZ	2000000136	9/21/2012	(0.65)
88257100	CAP Move-RWIP	UZ	2000000128	9/21/2012	1,473.52
88257100	CAP Move-RWIP	UZ	2000000127	9/21/2012	4.76
88257100	CAP Move-RWIP	UZ	2000000127	9/21/2012	42.88
88257100	CAP Move-RWIP	UZ	2000000127	9/21/2012	117.08
88257100	CAP Move-RWIP	UZ	2000000127	9/21/2012	218.63
88257100	CAP Move-RWIP	UZ	2000000127	9/21/2012	14.10
88257100	CAP Move-RWIP	UZ	2000000128	9/21/2012	365.13
88257100	CAP Move-RWIP	UZ	2000000132	9/21/2012	18.79
88257100	CAP Move-RWIP	UZ	2000000135	9/21/2012	6.54
88257100	CAP Move-RWIP	UZ	2000000135	9/21/2012	49.69
88257100	CAP Move-RWIP	UZ	2000000135	9/21/2012	58.49
88257100	CAP Move-RWIP	UZ	2000000136	9/21/2012	7.30
88257100	CAP Move-RWIP	UZ	2000000136	9/21/2012	8.10
88257100	CAP Move-RWIP	UZ	2000000127	9/21/2012	4.77
88271170	CAP Move-CIAC NT WIP	UZ	2000000130	9/21/2012	(6,536.00)
88271270	CAP Move-CIAC Tx WIP	UZ	2000000130	9/21/2012	(868.00)
88900000	CAP Move-Settlement	UZ	2000000127	9/21/2012	5.50
88900000	CAP Move-Settlement	UZ	2000000127	9/21/2012	219.60
88900000	CAP Move-Settlement	UZ	2000000127	9/21/2012	39.71
88900000	CAP Move-Settlement	UZ	2000000127	9/21/2012	18.20
88900000	CAP Move-Settlement	UZ	2000000135	9/21/2012	29.89
88900000	CAP Move-Settlement	UZ	2000000135	9/21/2012	4.39
88900000	CAP Move-Settlement	UZ	2000000135	9/21/2012	3.93
88900000	CAP Move-Settlement	UZ	2000000136	9/21/2012	35.18
88900000	CAP Move-Settlement	UZ	2000000128	9/21/2012	(6,865.62)
88900000	CAP Move-Settlement	UZ	2000000127	9/21/2012	163.62
88900000	CAP Move-Settlement	UZ	2000000127	9/21/2012	(1,317.60)
88900000	CAP Move-Settlement	UZ	2000000127	9/21/2012	357.66
88900000	CAP Move-Settlement	UZ	2000000127	9/21/2012	(97.42)
88900000	CAP Move-Settlement	UZ	2000000127	9/21/2012	1,976.40
88900000	CAP Move-Settlement	UZ	2000000127	9/21/2012	(236.37)
88900000	CAP Move-Settlement	UZ	2000000128	9/21/2012	(32.95)
88900000	CAP Move-Settlement	UZ	2000000128	9/21/2012	49.41
88900000	CAP Move-Settlement	UZ	2000000132	9/21/2012	1,041.39
88900000	CAP Move-Settlement	UZ	2000000135	9/21/2012	105.54
88900000	CAP Move-Settlement	UZ	2000000136	9/21/2012	89.66
88900000	CAP Move-Settlement	UZ	2000000136	9/21/2012	13.18
88900000	CAP Move-Settlement	UZ	2000000136	9/21/2012	11.79
88900000	CAP Move-Settlement	UZ	2000000127	9/21/2012	(1,527.16)
88900000	CAP Move-Settlement	UZ	2000000127	9/21/2012	(450.50)
88900000	CAP Move-Settlement	UZ	2000000127	9/21/2012	(117.04)
88900000	CAP Move-Settlement	UZ	2000000128	9/21/2012	(6,172.48)
88900000	CAP Move-Settlement	UZ	2000000135	9/21/2012	(123.45)
88900000	CAP Move-Settlement	UZ	2000000135	9/21/2012	(110.49)
88900000	CAP Move-Settlement	UZ	2000000136	9/21/2012	(988.83)
88900000	CAP Move-Settlement	UZ	2000000136	9/21/2012	(840.07)
88900000	CAP Move-Settlement	UZ	2000000127	9/21/2012	(32.40)
88900000	CAP Move-Settlement	UZ	2000000127	9/21/2012	(95.05)
88900000	CAP Move-Settlement	UZ	2000000128	9/21/2012	(1,296.00)
88900000	CAP Move-Settlement	UZ	2000000128	9/21/2012	(297.85)
88900000	CAP Move-Settlement	UZ	2000000135	9/21/2012	(176.39)
88900000	CAP Move-Settlement	UZ	2000000135	9/21/2012	(23.20)
88900000	CAP Move-Settlement	UZ	2000000136	9/21/2012	(25.92)
88900000	CAP Move-Settlement	UZ	2000000136	9/21/2012	(207.62)
88900000	CAP Move-Settlement	UZ	2000000127	9/21/2012	1.72
88900000	CAP Move-Settlement	UZ	2000000127	9/21/2012	139.79
88900000	CAP Move-Settlement	UZ	2000000127	9/21/2012	39.13
88900000	CAP Move-Settlement	UZ	2000000127	9/21/2012	(843.47)
88900000	CAP Move-Settlement	UZ	2000000128	9/21/2012	538.56
88900000	CAP Move-Settlement	UZ	2000000135	9/21/2012	10.77
88900000	CAP Move-Settlement	UZ	2000000135	9/21/2012	73.30
88900000	CAP Move-Settlement	UZ	2000000135	9/21/2012	86.28
88900000	CAP Move-Settlement	UZ	2000000135	9/21/2012	9.64
88900000	CAP Move-Settlement	UZ	2000000127	9/21/2012	(25.92)
88900000	CAP Move-Settlement	UZ	2000000127	9/21/2012	(1,036.80)
88900000	CAP Move-Settlement	UZ	2000000127	9/21/2012	39.14
88900000	CAP Move-Settlement	UZ	2000000127	9/21/2012	(76.02)
88900000	CAP Move-Settlement	UZ	2000000127	9/21/2012	139.79
88900000	CAP Move-Settlement	UZ	2000000127	9/21/2012	1.73
88900000	CAP Move-Settlement	UZ	2000000127	9/21/2012	538.56



Kentucky American Water Company  
Case No. 2012-00520  
Response to PSC DR1, Item 31

Account	Description	Doc Type	Document Number	Posting Date	Amount
88900000	CAP Move-Settlement	UZ	2000000128	9/21/2012	(238.32)
88900000	CAP Move-Settlement	UZ	2000000135	9/21/2012	(79.82)
88900000	CAP Move-Settlement	UZ	2000000136	9/21/2012	(9.96)
88900000	CAP Move-Settlement	UZ	2000000136	9/21/2012	(8.92)
88900000	CAP Move-Settlement	UZ	2000000136	9/21/2012	(67.81)
88900000	CAP Move-Settlement	UZ	2000000127	9/21/2012	(87.44)
88900000	CAP Move-Settlement	UZ	2000000127	9/21/2012	(1,164.48)
88900000	CAP Move-Settlement	UZ	2000000128	9/21/2012	(130.28)
88900000	CAP Move-Settlement	UZ	2000000135	9/21/2012	(186.55)
88900000	CAP Move-Settlement	UZ	2000000135	9/21/2012	(20.84)
88900000	CAP Move-Settlement	UZ	2000000136	9/21/2012	(23.29)
88900000	CAP Move-Settlement	UZ	2000000136	9/21/2012	(158.49)
88900000	CAP Move-Settlement	UZ	2000000127	9/21/2012	3.64
88900000	CAP Move-Settlement	UZ	2000000127	9/21/2012	7.17
88900000	CAP Move-Settlement	UZ	2000000127	9/21/2012	2.77
88900000	CAP Move-Settlement	UZ	2000000127	9/21/2012	(315.02)
88900000	CAP Move-Settlement	UZ	2000000127	9/21/2012	(100.20)
88900000	CAP Move-Settlement	UZ	2000000127	9/21/2012	(698.02)
88900000	CAP Move-Settlement	UZ	2000000127	9/21/2012	(4,007.70)
88900000	CAP Move-Settlement	UZ	2000000127	9/21/2012	5.18
88900000	CAP Move-Settlement	UZ	2000000128	9/21/2012	69.22
88900000	CAP Move-Settlement	UZ	2000000135	9/21/2012	(70.50)
88900000	CAP Move-Settlement	UZ	2000000135	9/21/2012	(78.77)
88900000	CAP Move-Settlement	UZ	2000000135	9/21/2012	(630.94)
88900000	CAP Move-Settlement	UZ	2000000136	9/21/2012	(536.03)
88900000	CAP Move-Settlement	UZ	2000000127	9/21/2012	(78.30)
88900000	CAP Move-Settlement	UZ	2000000127	9/21/2012	(3.46)
88900000	CAP Move-Settlement	UZ	2000000127	9/21/2012	(1,077.12)
88900000	CAP Move-Settlement	UZ	2000000128	9/21/2012	(279.60)
88900000	CAP Move-Settlement	UZ	2000000135	9/21/2012	(21.54)
88900000	CAP Move-Settlement	UZ	2000000135	9/21/2012	(146.60)
88900000	CAP Move-Settlement	UZ	2000000135	9/21/2012	(19.28)
88900000	CAP Move-Settlement	UZ	2000000136	9/21/2012	(172.55)
88900000	CAP Move-Settlement	UZ	2000000127	9/21/2012	26.85
88900000	CAP Move-Settlement	UZ	2000000127	9/21/2012	80.75
88900000	CAP Move-Settlement	UZ	2000000127	9/21/2012	0.86
88900000	CAP Move-Settlement	UZ	2000000128	9/21/2012	366.32
88900000	CAP Move-Settlement	UZ	2000000135	9/21/2012	58.68
88900000	CAP Move-Settlement	UZ	2000000135	9/21/2012	7.33
88900000	CAP Move-Settlement	UZ	2000000136	9/21/2012	6.56
88900000	CAP Move-Settlement	UZ	2000000136	9/21/2012	49.86
88900000	CAP Move-Settlement	UZ	2000000127	9/21/2012	(153.61)
88900000	CAP Move-Settlement	UZ	2000000127	9/21/2012	(2,111.85)
88900000	CAP Move-Settlement	UZ	2000000127	9/21/2012	(516.02)
88900000	CAP Move-Settlement	UZ	2000000127	9/21/2012	(56.32)
88900000	CAP Move-Settlement	UZ	2000000128	9/21/2012	(39.06)
88900000	CAP Move-Settlement	UZ	2000000135	9/21/2012	(37.80)
88900000	CAP Move-Settlement	UZ	2000000135	9/21/2012	(42.24)
88900000	CAP Move-Settlement	UZ	2000000136	9/21/2012	(338.32)
88900000	CAP Move-Settlement	UZ	2000000136	9/21/2012	(287.42)
88900000	CAP Move-Settlement	UZ	2000000127	9/21/2012	(3.44)
88900000	CAP Move-Settlement	UZ	2000000127	9/21/2012	(4,343.12)
88900000	CAP Move-Settlement	UZ	2000000127	9/21/2012	(23.33)
88900000	CAP Move-Settlement	UZ	2000000127	9/21/2012	(279.60)
88900000	CAP Move-Settlement	UZ	2000000128	9/21/2012	(1,077.12)
88900000	CAP Move-Settlement	UZ	2000000128	9/21/2012	(78.28)
88900000	CAP Move-Settlement	UZ	2000000135	9/21/2012	(146.60)
88900000	CAP Move-Settlement	UZ	2000000135	9/21/2012	(21.54)
88900000	CAP Move-Settlement	UZ	2000000135	9/21/2012	(172.55)
88900000	CAP Move-Settlement	UZ	2000000136	9/21/2012	(19.28)
88900000	CAP Move-Settlement	UZ	2000000127	9/21/2012	(14.52)
88900000	CAP Move-Settlement	UZ	2000000127	9/21/2012	(21.76)
88900000	CAP Move-Settlement	UZ	2000000128	9/21/2012	(194.08)
88900000	CAP Move-Settlement	UZ	2000000135	9/21/2012	(26.41)
88900000	CAP Move-Settlement	UZ	2000000136	9/21/2012	(3.47)
88900000	CAP Move-Settlement	UZ	2000000136	9/21/2012	(31.09)
88900000	CAP Move-Settlement	UZ	2000000136	9/21/2012	(3.88)
88900000	CAP Move-Settlement	UZ	2000000127	9/21/2012	17.52
88900000	CAP Move-Settlement	UZ	2000000127	9/21/2012	76.48
88900000	CAP Move-Settlement	UZ	2000000128	9/21/2012	25.63
88900000	CAP Move-Settlement	UZ	2000000128	9/21/2012	2.60
88900000	CAP Move-Settlement	UZ	2000000128	9/21/2012	333.73
88900000	CAP Move-Settlement	UZ	2000000135	9/21/2012	6.67
88900000	CAP Move-Settlement	UZ	2000000135	9/21/2012	5.97
88900000	CAP Move-Settlement	UZ	2000000136	9/21/2012	45.42
88900000	CAP Move-Settlement	UZ	2000000136	9/21/2012	53.46
88900000	CAP Move-Settlement	UZ	2000000127	9/21/2012	518.40

Kentucky American Water Company  
Case No. 2012-00520  
Response to PSC DR1, Item 31

Account	Description	Doc Type	Document Number	Posting Date	Amount
88900000	CAP Move-Settlement	UZ	2000000127	9/21/2012	116.78
88900000	CAP Move-Settlement	UZ	2000000127	9/21/2012	38.05
88900000	CAP Move-Settlement	UZ	2000000128	9/21/2012	12.96
88900000	CAP Move-Settlement	UZ	2000000135	9/21/2012	83.05
88900000	CAP Move-Settlement	UZ	2000000135	9/21/2012	9.28
88900000	CAP Move-Settlement	UZ	2000000135	9/21/2012	70.55
88900000	CAP Move-Settlement	UZ	2000000136	9/21/2012	10.37
88900000	CAP Move-Settlement	UZ	2000000128	9/21/2012	(4,933.27)
88900000	CAP Move-Settlement	UZ	2000000128	9/21/2012	(4,770.00)
88900000	CAP Move-Settlement	UZ	2000000127	9/21/2012	(24.42)
88900000	CAP Move-Settlement	UZ	2000000127	9/21/2012	(214.76)
88900000	CAP Move-Settlement	UZ	2000000127	9/21/2012	(4.98)
88900000	CAP Move-Settlement	UZ	2000000127	9/21/2012	(963.48)
88900000	CAP Move-Settlement	UZ	2000000127	9/21/2012	(3.63)
88900000	CAP Move-Settlement	UZ	2000000127	9/21/2012	(18.72)
88900000	CAP Move-Settlement	UZ	2000000127	9/21/2012	(70.38)
88900000	CAP Move-Settlement	UZ	2000000127	9/21/2012	(2,769.94)
88900000	CAP Move-Settlement	UZ	2000000127	9/21/2012	(20.07)
88900000	CAP Move-Settlement	UZ	2000000128	9/21/2012	(69.21)
88900000	CAP Move-Settlement	UZ	2000000132	9/21/2012	(2,827.28)
88900000	CAP Move-Settlement	UZ	2000000135	9/21/2012	(9.42)
88900000	CAP Move-Settlement	UZ	2000000135	9/21/2012	(1.38)
88900000	CAP Move-Settlement	UZ	2000000135	9/21/2012	(131.13)
88900000	CAP Move-Settlement	UZ	2000000135	9/21/2012	(19.27)
88900000	CAP Move-Settlement	UZ	2000000136	9/21/2012	(11.09)
88900000	CAP Move-Settlement	UZ	2000000136	9/21/2012	(154.35)
88900000	CAP Move-Settlement	UZ	2000000136	9/21/2012	(1.24)
88900000	CAP Move-Settlement	UZ	2000000136	9/21/2012	(17.25)
88900000	CAP Move-Settlement	UZ	2000000127	9/21/2012	(150.36)
88900000	CAP Move-Settlement	UZ	2000000127	9/21/2012	(14.76)
88900000	CAP Move-Settlement	UZ	2000000127	9/21/2012	(369.12)
88900000	CAP Move-Settlement	UZ	2000000127	9/21/2012	(173.06)
88900000	CAP Move-Settlement	UZ	2000000127	9/21/2012	(27.60)
88900000	CAP Move-Settlement	UZ	2000000127	9/21/2012	(23.90)
88900000	CAP Move-Settlement	UZ	2000000127	9/21/2012	(865.96)
88900000	CAP Move-Settlement	UZ	2000000127	9/21/2012	(19.38)
88900000	CAP Move-Settlement	UZ	2000000127	9/21/2012	(26.44)
88900000	CAP Move-Settlement	UZ	2000000128	9/21/2012	(77.23)
88900000	CAP Move-Settlement	UZ	2000000128	9/21/2012	(42.32)
88900000	CAP Move-Settlement	UZ	2000000132	9/21/2012	(199.82)
88900000	CAP Move-Settlement	UZ	2000000132	9/21/2012	(7,690.06)
88900000	CAP Move-Settlement	UZ	2000000132	9/21/2012	9,976.50
88900000	CAP Move-Settlement	UZ	2000000135	9/21/2012	(17.32)
88900000	CAP Move-Settlement	UZ	2000000135	9/21/2012	(59.13)
88900000	CAP Move-Settlement	UZ	2000000135	9/21/2012	(117.86)
88900000	CAP Move-Settlement	UZ	2000000135	9/21/2012	(15.50)
88900000	CAP Move-Settlement	UZ	2000000135	9/21/2012	(50.24)
88900000	CAP Move-Settlement	UZ	2000000136	9/21/2012	(138.73)
88900000	CAP Move-Settlement	UZ	2000000136	9/21/2012	(6.61)
88900000	CAP Move-Settlement	UZ	2000000136	9/21/2012	(7.38)
88900000	CAP Move-Settlement	UZ	2000000127	9/21/2012	(113.74)
88900000	CAP Move-Settlement	UZ	2000000127	9/21/2012	187.50
88900000	CAP Move-Settlement	UZ	2000000127	9/21/2012	9.84
88900000	CAP Move-Settlement	UZ	2000000127	9/21/2012	(432.58)
88900000	CAP Move-Settlement	UZ	2000000127	9/21/2012	7.50
88900000	CAP Move-Settlement	UZ	2000000127	9/21/2012	13.68
88900000	CAP Move-Settlement	UZ	2000000127	9/21/2012	44.59
88900000	CAP Move-Settlement	UZ	2000000128	9/21/2012	(2,198.00)
88900000	CAP Move-Settlement	UZ	2000000128	9/21/2012	(161.14)
88900000	CAP Move-Settlement	UZ	2000000128	9/21/2012	(87.46)
88900000	CAP Move-Settlement	UZ	2000000135	9/21/2012	(273.63)
88900000	CAP Move-Settlement	UZ	2000000135	9/21/2012	(35.99)
88900000	CAP Move-Settlement	UZ	2000000135	9/21/2012	(40.21)
88900000	CAP Move-Settlement	UZ	2000000136	9/21/2012	(322.08)
88900000	CAP Move-Settlement	UZ	2000000132	9/21/2012	(1,085.27)
88900000	CAP Move-Settlement	UZ	2000000127	9/21/2012	(139.13)
88900000	CAP Move-Settlement	UZ	2000000127	9/21/2012	161.49
88900000	CAP Move-Settlement	UZ	2000000127	9/21/2012	575.70
88900000	CAP Move-Settlement	UZ	2000000127	9/21/2012	(1,558.27)
88900000	CAP Move-Settlement	UZ	2000000127	9/21/2012	7,819.57
88900000	CAP Move-Settlement	UZ	2000000127	9/21/2012	(25.20)
88900000	CAP Move-Settlement	UZ	2000000127	9/21/2012	291.81
88900000	CAP Move-Settlement	UZ	2000000128	9/21/2012	(17.26)
88900000	CAP Move-Settlement	UZ	2000000128	9/21/2012	(48.74)
88900000	CAP Move-Settlement	UZ	2000000128	9/21/2012	1,616.60
88900000	CAP Move-Settlement	UZ	2000000128	9/21/2012	(670.83)
88900000	CAP Move-Settlement	UZ	2000000135	9/21/2012	972.94

Kentucky American Water Company  
Case No. 2012-00520  
Response to PSC DR1, Item 31

Account	Description	Doc Type	Document Number	Posting Date	Amount
88900000	CAP Move-Settlement	UZ	2000000135	9/21/2012	142.97
88900000	CAP Move-Settlement	UZ	2000000136	9/21/2012	1,145.23
88900000	CAP Move-Settlement	UZ	2000000136	9/21/2012	127.96
88900000	CAP Move-Settlement	UZ	2000000127	9/21/2012	(117.92)
88900000	CAP Move-Settlement	UZ	2000000127	9/21/2012	79.70
88900000	CAP Move-Settlement	UZ	2000000127	9/21/2012	962.64
88900000	CAP Move-Settlement	UZ	2000000127	9/21/2012	(156.87)
88900000	CAP Move-Settlement	UZ	2000000127	9/21/2012	67.08
88900000	CAP Move-Settlement	UZ	2000000127	9/21/2012	(173.60)
88900000	CAP Move-Settlement	UZ	2000000127	9/21/2012	50.52
88900000	CAP Move-Settlement	UZ	2000000128	9/21/2012	(2,246.16)
88900000	CAP Move-Settlement	UZ	2000000128	9/21/2012	38.47
88900000	CAP Move-Settlement	UZ	2000000128	9/21/2012	(89.83)
88900000	CAP Move-Settlement	UZ	2000000135	9/21/2012	(205.62)
88900000	CAP Move-Settlement	UZ	2000000135	9/21/2012	(25.67)
88900000	CAP Move-Settlement	UZ	2000000135	9/21/2012	(22.98)
88900000	CAP Move-Settlement	UZ	2000000136	9/21/2012	(174.69)
88900000	CAP Move-Settlement	UZ	2000000127	9/21/2012	(1,604.40)
88900000	CAP Move-Settlement	UZ	2000000127	9/21/2012	33.56
88900000	CAP Move-Settlement	UZ	2000000127	9/21/2012	481.32
88900000	CAP Move-Settlement	UZ	2000000127	9/21/2012	(112.04)
88900000	CAP Move-Settlement	UZ	2000000127	9/21/2012	(124.14)
88900000	CAP Move-Settlement	UZ	2000000127	9/21/2012	25.27
88900000	CAP Move-Settlement	UZ	2000000127	9/21/2012	19.26
88900000	CAP Move-Settlement	UZ	2000000128	9/21/2012	39.85
88900000	CAP Move-Settlement	UZ	2000000128	9/21/2012	(64.20)
88900000	CAP Move-Settlement	UZ	2000000128	9/21/2012	(84.24)
88900000	CAP Move-Settlement	UZ	2000000135	9/21/2012	(22.46)
88900000	CAP Move-Settlement	UZ	2000000135	9/21/2012	(179.92)
88900000	CAP Move-Settlement	UZ	2000000135	9/21/2012	(20.10)
88900000	CAP Move-Settlement	UZ	2000000135	9/21/2012	(152.85)
88900000	CAP Move-Settlement	UZ	2000000127	9/21/2012	39.85
88900000	CAP Move-Settlement	UZ	2000000127	9/21/2012	(35.31)
88900000	CAP Move-Settlement	UZ	2000000127	9/21/2012	(882.42)
88900000	CAP Move-Settlement	UZ	2000000127	9/21/2012	(61.58)
88900000	CAP Move-Settlement	UZ	2000000127	9/21/2012	(68.60)
88900000	CAP Move-Settlement	UZ	2000000127	9/21/2012	33.56
88900000	CAP Move-Settlement	UZ	2000000127	9/21/2012	25.27
88900000	CAP Move-Settlement	UZ	2000000128	9/21/2012	19.26
88900000	CAP Move-Settlement	UZ	2000000128	9/21/2012	(46.33)
88900000	CAP Move-Settlement	UZ	2000000128	9/21/2012	481.32
88900000	CAP Move-Settlement	UZ	2000000135	9/21/2012	(64.26)
88900000	CAP Move-Settlement	UZ	2000000135	9/21/2012	(54.59)
88900000	CAP Move-Settlement	UZ	2000000135	9/21/2012	(8.02)
88900000	CAP Move-Settlement	UZ	2000000136	9/21/2012	(7.18)
88900000	CAP Move-Settlement	UZ	2000000127	9/21/2012	(2.87)
88900000	CAP Move-Settlement	UZ	2000000127	9/21/2012	(4.02)
88900000	CAP Move-Settlement	UZ	2000000127	9/21/2012	(54.70)
88900000	CAP Move-Settlement	UZ	2000000127	9/21/2012	(10.83)
88900000	CAP Move-Settlement	UZ	2000000135	9/21/2012	(7.44)
88900000	CAP Move-Settlement	UZ	2000000135	9/21/2012	(0.98)
88900000	CAP Move-Settlement	UZ	2000000136	9/21/2012	(1.09)
88900000	CAP Move-Settlement	UZ	2000000136	9/21/2012	(8.76)
88900000	CAP Move-Settlement	UZ	2000000127	9/21/2012	(18.41)
88900000	CAP Move-Settlement	UZ	2000000127	9/21/2012	(0.64)
88900000	CAP Move-Settlement	UZ	2000000127	9/21/2012	(1.32)
88900000	CAP Move-Settlement	UZ	2000000128	9/21/2012	(0.97)
88900000	CAP Move-Settlement	UZ	2000000128	9/21/2012	(5.51)
88900000	CAP Move-Settlement	UZ	2000000135	9/21/2012	(0.37)
88900000	CAP Move-Settlement	UZ	2000000136	9/21/2012	(2.51)
88900000	CAP Move-Settlement	UZ	2000000136	9/21/2012	(2.95)
88900000	CAP Move-Settlement	UZ	2000000136	9/21/2012	(0.33)
88900000	CAP Move-Settlement	UZ	2000000127	9/21/2012	3,513.75
88900000	CAP Move-Settlement	UZ	2000000127	9/21/2012	(391.80)
88900000	CAP Move-Settlement	UZ	2000000127	9/21/2012	(1,896.92)
88900000	CAP Move-Settlement	UZ	2000000127	9/21/2012	652.88
88900000	CAP Move-Settlement	UZ	2000000127	9/21/2012	(633.88)
88900000	CAP Move-Settlement	UZ	2000000127	9/21/2012	(185.14)
88900000	CAP Move-Settlement	UZ	2000000127	9/21/2012	(6,827.12)
88900000	CAP Move-Settlement	UZ	2000000127	9/21/2012	(1,300.00)
88900000	CAP Move-Settlement	UZ	2000000128	9/21/2012	64.31
88900000	CAP Move-Settlement	UZ	2000000128	9/21/2012	(1,850.73)
88900000	CAP Move-Settlement	UZ	2000000128	9/21/2012	260.83
88900000	CAP Move-Settlement	UZ	2000000128	9/21/2012	155.67
88900000	CAP Move-Settlement	UZ	2000000132	9/21/2012	(297.87)
88900000	CAP Move-Settlement	UZ	2000000135	9/21/2012	(530.80)
88900000	CAP Move-Settlement	UZ	2000000136	9/21/2012	(66.27)

Kentucky American Water Company  
Case No. 2012-00520  
Response to PSC DR1, Item 31

Account	Description	Doc Type	Document Number	Posting Date	Amount
88900000	CAP Move-Settlement	UZ	2000000136	9/21/2012	(59.31)
88900000	CAP Move-Settlement	UZ	2000000136	9/21/2012	(450.95)
88900000	CAP Move-Settlement	UZ	2000000127	9/21/2012	(10.84)
88900000	CAP Move-Settlement	UZ	2000000127	9/21/2012	(2.58)
88900000	CAP Move-Settlement	UZ	2000000127	9/21/2012	139.32
88900000	CAP Move-Settlement	UZ	2000000127	9/21/2012	42.36
88900000	CAP Move-Settlement	UZ	2000000127	9/21/2012	811.39
88900000	CAP Move-Settlement	UZ	2000000127	9/21/2012	(15.04)
88900000	CAP Move-Settlement	UZ	2000000127	9/21/2012	59.89
88900000	CAP Move-Settlement	UZ	2000000128	9/21/2012	11.07
88900000	CAP Move-Settlement	UZ	2000000128	9/21/2012	(36.26)
88900000	CAP Move-Settlement	UZ	2000000128	9/21/2012	(47.34)
88900000	CAP Move-Settlement	UZ	2000000128	9/21/2012	(170.32)
88900000	CAP Move-Settlement	UZ	2000000135	9/21/2012	11.48
88900000	CAP Move-Settlement	UZ	2000000135	9/21/2012	12.82
88900000	CAP Move-Settlement	UZ	2000000136	9/21/2012	87.25
88900000	CAP Move-Settlement	UZ	2000000136	9/21/2012	102.70
88900000	CAP Move-Settlement	UZ	2000000127	9/21/2012	(241.20)
88900000	CAP Move-Settlement	UZ	2000000127	9/21/2012	(450.89)
88900000	CAP Move-Settlement	UZ	2000000127	9/21/2012	(2,865.25)
88900000	CAP Move-Settlement	UZ	2000000127	9/21/2012	(799.10)
88900000	CAP Move-Settlement	UZ	2000000128	9/21/2012	(173.14)
88900000	CAP Move-Settlement	UZ	2000000135	9/21/2012	(57.31)
88900000	CAP Move-Settlement	UZ	2000000136	9/21/2012	(389.96)
88900000	CAP Move-Settlement	UZ	2000000136	9/21/2012	(51.29)
88900000	CAP Move-Settlement	UZ	2000000136	9/21/2012	(459.01)
88900000	CAP Move-Settlement	UZ	2000000127	9/21/2012	28.92
88900000	CAP Move-Settlement	UZ	2000000127	9/21/2012	(6,632.66)
88900000	CAP Move-Settlement	UZ	2000000127	9/21/2012	754.24
88900000	CAP Move-Settlement	UZ	2000000127	9/21/2012	143.71
88900000	CAP Move-Settlement	UZ	2000000127	9/21/2012	(178.09)
88900000	CAP Move-Settlement	UZ	2000000127	9/21/2012	(174.29)
88900000	CAP Move-Settlement	UZ	2000000127	9/21/2012	(269.07)
88900000	CAP Move-Settlement	UZ	2000000127	9/21/2012	(496.91)
88900000	CAP Move-Settlement	UZ	2000000127	9/21/2012	35.10
88900000	CAP Move-Settlement	UZ	2000000128	9/21/2012	56.76
88900000	CAP Move-Settlement	UZ	2000000128	9/21/2012	(1,300.00)
88900000	CAP Move-Settlement	UZ	2000000128	9/21/2012	(1,333.36)
88900000	CAP Move-Settlement	UZ	2000000132	9/21/2012	(15,711.20)
88900000	CAP Move-Settlement	UZ	2000000135	9/21/2012	(800.05)
88900000	CAP Move-Settlement	UZ	2000000135	9/21/2012	(941.72)
88900000	CAP Move-Settlement	UZ	2000000135	9/21/2012	(105.22)
88900000	CAP Move-Settlement	UZ	2000000135	9/21/2012	(117.57)
88900000	CAP Move-Settlement	UZ	2000000127	9/21/2012	(869.89)
88900000	CAP Move-Settlement	UZ	2000000127	9/21/2012	(69.46)
88900000	CAP Move-Settlement	UZ	2000000127	9/21/2012	1.81
88900000	CAP Move-Settlement	UZ	2000000127	9/21/2012	(48.52)
88900000	CAP Move-Settlement	UZ	2000000127	9/21/2012	5.33
88900000	CAP Move-Settlement	UZ	2000000127	9/21/2012	(147.66)
88900000	CAP Move-Settlement	UZ	2000000127	9/21/2012	(33.02)
88900000	CAP Move-Settlement	UZ	2000000127	9/21/2012	(68.25)
88900000	CAP Move-Settlement	UZ	2000000128	9/21/2012	14.17
88900000	CAP Move-Settlement	UZ	2000000128	9/21/2012	72.52
88900000	CAP Move-Settlement	UZ	2000000135	9/21/2012	(108.52)
88900000	CAP Move-Settlement	UZ	2000000135	9/21/2012	(15.95)
88900000	CAP Move-Settlement	UZ	2000000135	9/21/2012	(14.27)
88900000	CAP Move-Settlement	UZ	2000000135	9/21/2012	(127.74)
88900000	CAP Move-Settlement	UZ	2000000127	9/21/2012	(764.82)
88900000	CAP Move-Settlement	UZ	2000000127	9/21/2012	(117.20)
88900000	CAP Move-Settlement	UZ	2000000127	9/21/2012	0.74
88900000	CAP Move-Settlement	UZ	2000000127	9/21/2012	116.87
88900000	CAP Move-Settlement	UZ	2000000127	9/21/2012	(39.54)
88900000	CAP Move-Settlement	UZ	2000000127	9/21/2012	6.05
88900000	CAP Move-Settlement	UZ	2000000127	9/21/2012	19.75
88900000	CAP Move-Settlement	UZ	2000000128	9/21/2012	(56.68)
88900000	CAP Move-Settlement	UZ	2000000128	9/21/2012	8.91
88900000	CAP Move-Settlement	UZ	2000000128	9/21/2012	(26.82)
88900000	CAP Move-Settlement	UZ	2000000132	9/21/2012	93.33
88900000	CAP Move-Settlement	UZ	2000000132	9/21/2012	(93.33)
88900000	CAP Move-Settlement	UZ	2000000135	9/21/2012	(103.80)
88900000	CAP Move-Settlement	UZ	2000000135	9/21/2012	(12.96)
88900000	CAP Move-Settlement	UZ	2000000135	9/21/2012	(88.19)
88900000	CAP Move-Settlement	UZ	2000000136	9/21/2012	(11.60)
88900000	CAP Move-Settlement	UZ	2000000127	9/21/2012	(2,975.00)
88900000	CAP Move-Settlement	UZ	2000000127	9/21/2012	(425.00)
88900000	CAP Move-Settlement	UZ	2000000127	9/21/2012	540.08
88900000	CAP Move-Settlement	UZ	2000000127	9/21/2012	52.94

Kentucky American Water Company  
Case No. 2012-00520  
Response to PSC DR1, Item 31

Account	Description	Doc Type	Document Number	Posting Date	Amount
88900000	CAP Move-Settlement	UZ	2000000127	9/21/2012	(52,939.00)
88900000	CAP Move-Settlement	UZ	2000000127	9/21/2012	(318.34)
88900000	CAP Move-Settlement	UZ	2000000127	9/21/2012	(131.91)
88900000	CAP Move-Settlement	UZ	2000000127	9/21/2012	(1,253.28)
88900000	CAP Move-Settlement	UZ	2000000127	9/21/2012	2,099.70
88900000	CAP Move-Settlement	UZ	2000000128	9/21/2012	178.03
88900000	CAP Move-Settlement	UZ	2000000128	9/21/2012	40.37
88900000	CAP Move-Settlement	UZ	2000000128	9/21/2012	(75.40)
88900000	CAP Move-Settlement	UZ	2000000128	9/21/2012	(4,477.14)
88900000	CAP Move-Settlement	UZ	2000000135	9/21/2012	(380.87)
88900000	CAP Move-Settlement	UZ	2000000135	9/21/2012	(47.55)
88900000	CAP Move-Settlement	UZ	2000000136	9/21/2012	(323.57)
88900000	CAP Move-Settlement	UZ	2000000136	9/21/2012	(42.56)
88900000	CAP Move-Settlement	UZ	2000000130	9/21/2012	6,536.00
88900000	CAP Move-Settlement	UZ	2000000127	9/21/2012	230.81
88900000	CAP Move-Settlement	UZ	2000000127	9/21/2012	18.22
88900000	CAP Move-Settlement	UZ	2000000127	9/21/2012	1,180.23
88900000	CAP Move-Settlement	UZ	2000000127	9/21/2012	89.64
88900000	CAP Move-Settlement	UZ	2000000128	9/21/2012	61.86
88900000	CAP Move-Settlement	UZ	2000000135	9/21/2012	160.63
88900000	CAP Move-Settlement	UZ	2000000136	9/21/2012	21.13
88900000	CAP Move-Settlement	UZ	2000000136	9/21/2012	189.07
88900000	CAP Move-Settlement	UZ	2000000136	9/21/2012	23.60
88900000	CAP Move-Settlement	UZ	2000000127	9/21/2012	392.74
88900000	CAP Move-Settlement	UZ	2000000127	9/21/2012	2,195.91
88900000	CAP Move-Settlement	UZ	2000000127	9/21/2012	(972.73)
88900000	CAP Move-Settlement	UZ	2000000127	9/21/2012	(30,063.00)
88900000	CAP Move-Settlement	UZ	2000000127	9/21/2012	3,135.00
88900000	CAP Move-Settlement	UZ	2000000127	9/21/2012	(6,158.02)
88900000	CAP Move-Settlement	UZ	2000000127	9/21/2012	(71.01)
88900000	CAP Move-Settlement	UZ	2000000127	9/21/2012	(412.91)
88900000	CAP Move-Settlement	UZ	2000000128	9/21/2012	(167.09)
88900000	CAP Move-Settlement	UZ	2000000128	9/21/2012	(140.08)
88900000	CAP Move-Settlement	UZ	2000000128	9/21/2012	54.52
88900000	CAP Move-Settlement	UZ	2000000128	9/21/2012	174.56
88900000	CAP Move-Settlement	UZ	2000000128	9/21/2012	8.51
88900000	CAP Move-Settlement	UZ	2000000135	9/21/2012	(70.92)
88900000	CAP Move-Settlement	UZ	2000000135	9/21/2012	(539.24)
88900000	CAP Move-Settlement	UZ	2000000136	9/21/2012	(634.73)
88900000	CAP Move-Settlement	UZ	2000000136	9/21/2012	(79.24)
88900000	CAP Move-Settlement	UZ	2000000127	9/21/2012	(2,230.00)
88900000	CAP Move-Settlement	UZ	2000000130	9/21/2012	868.00
88900000	CAP Move-Settlement	UZ	2000000127	9/21/2012	(105.00)
88900000	CAP Move-Settlement	UZ	2000000127	9/21/2012	(11,485.00)
88900000	CAP Move-Settlement	UZ	2000000127	9/21/2012	(148.04)
88900000	CAP Move-Settlement	UZ	2000000127	9/21/2012	695.42
88900000	CAP Move-Settlement	UZ	2000000127	9/21/2012	67.54
88900000	CAP Move-Settlement	UZ	2000000128	9/21/2012	59.90
88900000	CAP Move-Settlement	UZ	2000000128	9/21/2012	(188.72)
88900000	CAP Move-Settlement	UZ	2000000128	9/21/2012	(1,963.44)
88900000	CAP Move-Settlement	UZ	2000000135	9/21/2012	(203.14)
88900000	CAP Move-Settlement	UZ	2000000135	9/21/2012	(22.70)
88900000	CAP Move-Settlement	UZ	2000000135	9/21/2012	(25.36)
88900000	CAP Move-Settlement	UZ	2000000135	9/21/2012	(172.58)
88900000	CAP Move-Settlement	UZ	2000000127	9/21/2012	(945.00)
88900000	CAP Move-Settlement	UZ	2000000127	9/21/2012	62.34
88900000	CAP Move-Settlement	UZ	2000000127	9/21/2012	(309.54)
88900000	CAP Move-Settlement	UZ	2000000127	9/21/2012	(4,485.27)
88900000	CAP Move-Settlement	UZ	2000000127	9/21/2012	387.59
88900000	CAP Move-Settlement	UZ	2000000127	9/21/2012	(6,620.00)
88900000	CAP Move-Settlement	UZ	2000000127	9/21/2012	(67.85)
88900000	CAP Move-Settlement	UZ	2000000127	9/21/2012	(98.69)
88900000	CAP Move-Settlement	UZ	2000000127	9/21/2012	3,340.00
88900000	CAP Move-Settlement	UZ	2000000127	9/21/2012	(780.63)
88900000	CAP Move-Settlement	UZ	2000000128	9/21/2012	3.66
88900000	CAP Move-Settlement	UZ	2000000128	9/21/2012	8.89
88900000	CAP Move-Settlement	UZ	2000000128	9/21/2012	(76.07)
88900000	CAP Move-Settlement	UZ	2000000128	9/21/2012	28.76
88900000	CAP Move-Settlement	UZ	2000000135	9/21/2012	(73.35)
88900000	CAP Move-Settlement	UZ	2000000135	9/21/2012	(557.69)
88900000	CAP Move-Settlement	UZ	2000000136	9/21/2012	(656.45)
88900000	CAP Move-Settlement	UZ	2000000136	9/21/2012	(81.95)
88900000	CAP Move-Settlement	UZ	2000000128	9/21/2012	(250.00)
88900000	CAP Move-Settlement	UZ	2000000127	9/21/2012	37.14
88900000	CAP Move-Settlement	UZ	2000000127	9/21/2012	(50.26)
88900000	CAP Move-Settlement	UZ	2000000127	9/21/2012	80.34
88900000	CAP Move-Settlement	UZ	2000000127	9/21/2012	(35.51)

Kentucky American Water Company  
Case No. 2012-00520  
Response to PSC DR1, Item 31

Account	Description	Doc Type	Document Number	Posting Date	Amount
88900000	CAP Move-Settlement	UZ	2000000127	9/21/2012	1,107.69
88900000	CAP Move-Settlement	UZ	2000000127	9/21/2012	(226.95)
88900000	CAP Move-Settlement	UZ	2000000127	9/21/2012	(8.02)
88900000	CAP Move-Settlement	UZ	2000000128	9/21/2012	58.15
88900000	CAP Move-Settlement	UZ	2000000128	9/21/2012	(151.79)
88900000	CAP Move-Settlement	UZ	2000000128	9/21/2012	284.74
88900000	CAP Move-Settlement	UZ	2000000128	9/21/2012	(460.48)
88900000	CAP Move-Settlement	UZ	2000000130	9/21/2012	540.00
88900000	CAP Move-Settlement	UZ	2000000135	9/21/2012	15.77
88900000	CAP Move-Settlement	UZ	2000000136	9/21/2012	119.87
88900000	CAP Move-Settlement	UZ	2000000136	9/21/2012	141.09
88900000	CAP Move-Settlement	UZ	2000000136	9/21/2012	17.61
88900000	CAP Move-Settlement	UZ	2000000130	9/21/2012	30.00
88900000	CAP Move-Settlement	UZ	2000000127	9/21/2012	(82.79)
88900000	CAP Move-Settlement	UZ	2000000127	9/21/2012	203.36
88900000	CAP Move-Settlement	UZ	2000000127	9/21/2012	12.69
88900000	CAP Move-Settlement	UZ	2000000127	9/21/2012	(78.74)
88900000	CAP Move-Settlement	UZ	2000000127	9/21/2012	2,774.03
88900000	CAP Move-Settlement	UZ	2000000127	9/21/2012	692.22
88900000	CAP Move-Settlement	UZ	2000000127	9/21/2012	12.94
88900000	CAP Move-Settlement	UZ	2000000128	9/21/2012	(5,066.24)
88900000	CAP Move-Settlement	UZ	2000000128	9/21/2012	(163.17)
88900000	CAP Move-Settlement	UZ	2000000128	9/21/2012	(1,149.84)
88900000	CAP Move-Settlement	UZ	2000000128	9/21/2012	(300.79)
88900000	CAP Move-Settlement	UZ	2000000130	9/21/2012	4,056.00
88900000	CAP Move-Settlement	UZ	2000000135	9/21/2012	(45.84)
88900000	CAP Move-Settlement	UZ	2000000136	9/21/2012	(41.03)
88900000	CAP Move-Settlement	UZ	2000000136	9/21/2012	(311.97)
88900000	CAP Move-Settlement	UZ	2000000136	9/21/2012	(367.21)
88900000	CAP Move-Settlement	UZ	2000000130	9/21/2012	478.40
88900000	CAP Move-Settlement	UZ	2000000130	9/21/2012	14.35
88900000	CAP Move-Settlement	UZ	2000000127	9/21/2012	10.27
88900000	CAP Move-Settlement	UZ	2000000127	9/21/2012	(2,157.70)
88900000	CAP Move-Settlement	UZ	2000000127	9/21/2012	(747.85)
88900000	CAP Move-Settlement	UZ	2000000127	9/21/2012	15.23
88900000	CAP Move-Settlement	UZ	2000000127	9/21/2012	(2,012.43)
88900000	CAP Move-Settlement	UZ	2000000127	9/21/2012	208.05
88900000	CAP Move-Settlement	UZ	2000000127	9/21/2012	(24.58)
88900000	CAP Move-Settlement	UZ	2000000127	9/21/2012	(137.08)
88900000	CAP Move-Settlement	UZ	2000000128	9/21/2012	930.62
88900000	CAP Move-Settlement	UZ	2000000128	9/21/2012	67.96
88900000	CAP Move-Settlement	UZ	2000000128	9/21/2012	(8,199.72)
88900000	CAP Move-Settlement	UZ	2000000135	9/21/2012	(1,164.51)
88900000	CAP Move-Settlement	UZ	2000000136	9/21/2012	(145.38)
88900000	CAP Move-Settlement	UZ	2000000136	9/21/2012	(989.32)
88900000	CAP Move-Settlement	UZ	2000000136	9/21/2012	(130.12)
88900000	CAP Move-Settlement	UZ	2000000127	9/21/2012	8.43
88900000	CAP Move-Settlement	UZ	2000000127	9/21/2012	248.42
88900000	CAP Move-Settlement	UZ	2000000127	9/21/2012	13.04
88900000	CAP Move-Settlement	UZ	2000000127	9/21/2012	62.85
88900000	CAP Move-Settlement	UZ	2000000127	9/21/2012	18.04
88900000	CAP Move-Settlement	UZ	2000000135	9/21/2012	33.81
88900000	CAP Move-Settlement	UZ	2000000135	9/21/2012	4.97
88900000	CAP Move-Settlement	UZ	2000000135	9/21/2012	4.45
88900000	CAP Move-Settlement	UZ	2000000135	9/21/2012	39.80
88900000	CAP Move-Settlement	UZ	2000000127	9/21/2012	260.27
88900000	CAP Move-Settlement	UZ	2000000127	9/21/2012	(168.82)
88900000	CAP Move-Settlement	UZ	2000000127	9/21/2012	67.29
88900000	CAP Move-Settlement	UZ	2000000127	9/21/2012	(700.15)
88900000	CAP Move-Settlement	UZ	2000000127	9/21/2012	(42,728.97)
88900000	CAP Move-Settlement	UZ	2000000127	9/21/2012	23.25
88900000	CAP Move-Settlement	UZ	2000000127	9/21/2012	(2,309.19)
88900000	CAP Move-Settlement	UZ	2000000128	9/21/2012	930.93
88900000	CAP Move-Settlement	UZ	2000000128	9/21/2012	(57.66)
88900000	CAP Move-Settlement	UZ	2000000135	9/21/2012	(24.67)
88900000	CAP Move-Settlement	UZ	2000000136	9/21/2012	(187.58)
88900000	CAP Move-Settlement	UZ	2000000136	9/21/2012	(27.57)
88900000	CAP Move-Settlement	UZ	2000000136	9/21/2012	(220.80)
88900000	CAP Move-Settlement	UZ	2000000127	9/21/2012	13.68
88900000	CAP Move-Settlement	UZ	2000000127	9/21/2012	(223.97)
88900000	CAP Move-Settlement	UZ	2000000127	9/21/2012	(6,298.76)
88900000	CAP Move-Settlement	UZ	2000000127	9/21/2012	9.84
88900000	CAP Move-Settlement	UZ	2000000127	9/21/2012	(548.53)
88900000	CAP Move-Settlement	UZ	2000000127	9/21/2012	(1,078.24)
88900000	CAP Move-Settlement	UZ	2000000127	9/21/2012	44.58
88900000	CAP Move-Settlement	UZ	2000000127	9/21/2012	7.50
88900000	CAP Move-Settlement	UZ	2000000128	9/21/2012	(291.08)

Kentucky American Water Company  
Case No. 2012-00520  
Response to PSC DR1, Item 31

Account	Description	Doc Type	Document Number	Posting Date	Amount
88900000	CAP Move-Settlement	UZ	2000000128	9/21/2012	(373.32)
88900000	CAP Move-Settlement	UZ	2000000128	9/21/2012	187.50
88900000	CAP Move-Settlement	UZ	2000000128	9/21/2012	(1,080.80)
88900000	CAP Move-Settlement	UZ	2000000135	9/21/2012	(122.23)
88900000	CAP Move-Settlement	UZ	2000000136	9/21/2012	(831.74)
88900000	CAP Move-Settlement	UZ	2000000136	9/21/2012	(979.02)
88900000	CAP Move-Settlement	UZ	2000000136	9/21/2012	(109.39)
88900000	CAP Move-Settlement	UZ	2000000127	9/21/2012	(378.95)
88900000	CAP Move-Settlement	UZ	2000000128	9/21/2012	(4,926.37)
88900000	CAP Move-Settlement	UZ	2000000127	9/21/2012	(2,681.80)
88900000	CAP Move-Settlement	UZ	2000000127	9/21/2012	(54.20)
88900000	CAP Move-Settlement	UZ	2000000127	9/21/2012	17.80
88900000	CAP Move-Settlement	UZ	2000000127	9/21/2012	(62.39)
88900000	CAP Move-Settlement	UZ	2000000127	9/21/2012	(39,961.06)
88900000	CAP Move-Settlement	UZ	2000000127	9/21/2012	(108.25)
88900000	CAP Move-Settlement	UZ	2000000127	9/21/2012	23.36
88900000	CAP Move-Settlement	UZ	2000000127	9/21/2012	444.94
88900000	CAP Move-Settlement	UZ	2000000127	9/21/2012	34.66
88900000	CAP Move-Settlement	UZ	2000000128	9/21/2012	(213.41)
88900000	CAP Move-Settlement	UZ	2000000128	9/21/2012	75.97
88900000	CAP Move-Settlement	UZ	2000000128	9/21/2012	(1,454.65)
88900000	CAP Move-Settlement	UZ	2000000135	9/21/2012	(161.76)
88900000	CAP Move-Settlement	UZ	2000000135	9/21/2012	(18.07)
88900000	CAP Move-Settlement	UZ	2000000136	9/21/2012	(20.19)
88900000	CAP Move-Settlement	UZ	2000000136	9/21/2012	(137.42)
88900000	CAP Move-Settlement	UZ	2000000127	9/21/2012	156.25
88900000	CAP Move-Settlement	UZ	2000000127	9/21/2012	6.25
88900000	CAP Move-Settlement	UZ	2000000127	9/21/2012	11.40
88900000	CAP Move-Settlement	UZ	2000000127	9/21/2012	8.20
88900000	CAP Move-Settlement	UZ	2000000127	9/21/2012	(83,737.67)
88900000	CAP Move-Settlement	UZ	2000000128	9/21/2012	37.15
88900000	CAP Move-Settlement	UZ	2000000135	9/21/2012	2.80
88900000	CAP Move-Settlement	UZ	2000000136	9/21/2012	25.03
88900000	CAP Move-Settlement	UZ	2000000136	9/21/2012	21.27
88900000	CAP Move-Settlement	UZ	2000000136	9/21/2012	3.13
88900000	CAP Move-Settlement	UZ	2000000128	9/21/2012	(4,404.43)
88900000	CAP Move-Settlement	UZ	2000000127	9/21/2012	(3,975.00)
88900000	CAP Move-Settlement	UZ	2000000128	9/21/2012	(43,155.04)
88900000	CAP Move-Settlement	UZ	2000000128	9/21/2012	(52,125.00)
88900000	CAP Move-Settlement	UZ	2000000127	9/21/2012	(22,921.44)
88900000	CAP Move-Settlement	UZ	2000000127	9/21/2012	(14,735.10)
88900000	CAP Move-Settlement	UZ	2000000127	9/21/2012	(194.90)
88900000	CAP Move-Settlement	UZ	2000000127	9/21/2012	(532.20)
88900000	CAP Move-Settlement	UZ	2000000127	9/21/2012	(993.75)
88900000	CAP Move-Settlement	UZ	2000000127	9/21/2012	(64.06)
88900000	CAP Move-Settlement	UZ	2000000127	9/21/2012	(21.62)
88900000	CAP Move-Settlement	UZ	2000000128	9/21/2012	(1,659.67)
88900000	CAP Move-Settlement	UZ	2000000132	9/21/2012	(85.44)
88900000	CAP Move-Settlement	UZ	2000000135	9/21/2012	(265.88)
88900000	CAP Move-Settlement	UZ	2000000135	9/21/2012	(36.85)
88900000	CAP Move-Settlement	UZ	2000000135	9/21/2012	(225.88)
88900000	CAP Move-Settlement	UZ	2000000136	9/21/2012	(29.71)
88900000	CAP Move-Settlement	UZ	2000000136	9/21/2012	(33.19)
88900000	CAP Move-Settlement	UZ	2000000127	9/21/2012	(4.86)
88900000	CAP Move-Settlement	UZ	2000000127	9/21/2012	20.92
88900000	CAP Move-Settlement	UZ	2000000127	9/21/2012	90.50
88900000	CAP Move-Settlement	UZ	2000000127	9/21/2012	(81.31)
88900000	CAP Move-Settlement	UZ	2000000127	9/21/2012	(374.58)
88900000	CAP Move-Settlement	UZ	2000000128	9/21/2012	291.34
88900000	CAP Move-Settlement	UZ	2000000128	9/21/2012	3.78
88900000	CAP Move-Settlement	UZ	2000000128	9/21/2012	(27.43)
88900000	CAP Move-Settlement	UZ	2000000128	9/21/2012	7.35
88900000	CAP Move-Settlement	UZ	2000000128	9/21/2012	(9.45)
88900000	CAP Move-Settlement	UZ	2000000135	9/21/2012	(1.49)
88900000	CAP Move-Settlement	UZ	2000000135	9/21/2012	(1.66)
88900000	CAP Move-Settlement	UZ	2000000135	9/21/2012	(95.95)
88900000	CAP Move-Settlement	UZ	2000000135	9/21/2012	(13.34)
88900000	CAP Move-Settlement	UZ	2000000136	9/21/2012	(11.33)
88900000	CAP Move-Settlement	UZ	2000000127	9/21/2012	(124.86)
88900000	CAP Move-Settlement	UZ	2000000127	9/21/2012	12.94
88900000	CAP Move-Settlement	UZ	2000000127	9/21/2012	2.99
88900000	CAP Move-Settlement	UZ	2000000127	9/21/2012	(3.15)
88900000	CAP Move-Settlement	UZ	2000000127	9/21/2012	1.05
88900000	CAP Move-Settlement	UZ	2000000127	9/21/2012	0.54
88900000	CAP Move-Settlement	UZ	2000000127	9/21/2012	41.62
88900000	CAP Move-Settlement	UZ	2000000127	9/21/2012	(27.11)
88900000	CAP Move-Settlement	UZ	2000000128	9/21/2012	(1.62)

Kentucky American Water Company  
Case No. 2012-00520  
Response to PSC DR1, Item 31

Account	Description	Doc Type	Document Number	Posting Date	Amount
88900000	CAP Move-Settlement	UZ	2000000128	9/21/2012	(9.13)
88900000	CAP Move-Settlement	UZ	2000000135	9/21/2012	(140.96)
88900000	CAP Move-Settlement	UZ	2000000135	9/21/2012	(1.66)
88900000	CAP Move-Settlement	UZ	2000000135	9/21/2012	(11.33)
88900000	CAP Move-Settlement	UZ	2000000135	9/21/2012	(13.34)
88900000	CAP Move-Settlement	UZ	2000000136	9/21/2012	(1.49)
88900000	CAP Move-Settlement	UZ	2000000127	9/21/2012	967.20
88900000	CAP Move-Settlement	UZ	2000000127	9/21/2012	270.35
88900000	CAP Move-Settlement	UZ	2000000127	9/21/2012	(77.44)
88900000	CAP Move-Settlement	UZ	2000000127	9/21/2012	(937.06)
88900000	CAP Move-Settlement	UZ	2000000127	9/21/2012	(225.98)
88900000	CAP Move-Settlement	UZ	2000000128	9/21/2012	69.90
88900000	CAP Move-Settlement	UZ	2000000128	9/21/2012	(3,095.04)
88900000	CAP Move-Settlement	UZ	2000000128	9/21/2012	24.20
88900000	CAP Move-Settlement	UZ	2000000135	9/21/2012	(289.60)
88900000	CAP Move-Settlement	UZ	2000000135	9/21/2012	(340.88)
88900000	CAP Move-Settlement	UZ	2000000135	9/21/2012	(38.09)
88900000	CAP Move-Settlement	UZ	2000000136	9/21/2012	(42.56)
88900000	CAP Move-Settlement	UZ	2000000127	9/21/2012	(477.00)
88900000	CAP Move-Settlement	UZ	2000000127	9/21/2012	(477.00)
52510000	Bank Svc Charges	KR	5000001619	9/22/2012	8,390.11
52510000	Bank Svc Charges	KR	5000001620	9/22/2012	8,047.21
53150000	Contr Svc-Other	RE	5000001614	9/22/2012	169.42
53150000	Contr Svc-Other	UZ	2000000138	9/22/2012	(169.42)
88107000	CAP Move-CWIP	UZ	2000000137	9/22/2012	169.42
88900000	CAP Move-Settlement	UZ	2000000137	9/22/2012	(169.42)
52524000	Co Dues/Mmbrshp Ded	SA	100001050	9/23/2012	439.83
40111000	Res Sales Billed	ZA	9400000590	9/24/2012	(506.34)
40111000	Res Sales Billed	ZA	9400000590	9/24/2012	(382.47)
40111000	Res Sales Billed	ZA	9400000590	9/24/2012	(391,545.37)
40121000	Com Sales Billed	ZA	9400000590	9/24/2012	(241,405.96)
40131000	Ind Sales Billed	ZA	9400000590	9/24/2012	(7,914.18)
40145000	Priv Fire Billed	ZA	9400000590	9/24/2012	(10,371.75)
40151000	Publ Auth Billed	ZA	9400000590	9/24/2012	(8,327.75)
40310400	OthRev-NSF Ck Chrg	ZA	9400000590	9/24/2012	(108.00)
40310500	OthRev-Appl/InitFee	ZA	9400000590	9/24/2012	(52.00)
40310500	OthRev-Appl/InitFee	ZA	9400000590	9/24/2012	(7,176.00)
40310700	OthRev-Reconnct Fee	ZA	9400000590	9/24/2012	(3,484.00)
50100000	Labor Expense	SA	100001082	9/24/2012	2,214.72
50100000	Labor Expense	SA	100001082	9/24/2012	1,238.05
50100000	Labor Expense	PA	7000000078	9/24/2012	2,555.25
50422000	DCP Expense	SA	100001082	9/24/2012	92.05
50550000	Group Insur Expense	SA	100001082	9/24/2012	534.59
52000000	M&S Expense (O&M)	KR	5000001628	9/24/2012	271.65
52000000	M&S Expense (O&M)	KR	5000001628	9/24/2012	38.86
52000000	M&S Expense (O&M)	WA	5000001633	9/24/2012	(674.87)
52000000	M&S Expense (O&M)	WA	5000001633	9/24/2012	(122.45)
52000000	M&S Expense (O&M)	WA	5000001633	9/24/2012	(805.01)
52000000	M&S Expense (O&M)	WA	5000001633	9/24/2012	(2,080.99)
52000000	M&S Expense (O&M)	WA	5000001633	9/24/2012	(551.20)
52000000	M&S Expense (O&M)	WA	5000001633	9/24/2012	(1,203.92)
52000000	M&S Expense (O&M)	KR	5000001635	9/24/2012	547.94
52000000	M&S Expense (O&M)	KR	5000001635	9/24/2012	508.79
52000000	M&S Expense (O&M)	UZ	2000000144	9/24/2012	(1,056.73)
52000000	M&S Expense (O&M)	UZ	2000000141	9/24/2012	5,438.44
52000000	M&S Expense (O&M)	UZ	2000000141	9/24/2012	10,600.00
52000000	M&S Expense (O&M)	UZ	2000000141	9/24/2012	81,662.40
52000000	M&S Expense (O&M)	UZ	2000000141	9/24/2012	20,000.00
52000000	M&S Expense (O&M)	UZ	2000000141	9/24/2012	20,000.00
52000000	M&S Expense (O&M)	UZ	2000000141	9/24/2012	30,000.00
52500000	Misc Expense (O&M)	WE	5000001632	9/24/2012	710.54
52554500	Lab Supplies	WE	5000001634	9/24/2012	6,438.02
52554500	Lab Supplies	UZ	2000000141	9/24/2012	(6,438.02)
52571100	Add'l Security Costs	KR	5000001624	9/24/2012	1,266.81
52571100	Add'l Security Costs	KR	5000001627	9/24/2012	885.99
52571100	Add'l Security Costs	KR	5000001627	9/24/2012	132.50
52578000	Trash Removal	KR	5000001622	9/24/2012	67.95
52578000	Trash Removal	KR	5000001623	9/24/2012	102.32
53150000	Contr Svc-Other	KR	5000001629	9/24/2012	3,773.10
53150000	Contr Svc-Other	UZ	2000000139	9/24/2012	(3,773.10)
53150000	Contr Svc-Other	UZ	2000000141	9/24/2012	338,619.83
53150000	Contr Svc-Other	UZ	2000000141	9/24/2012	45,000.00
53150000	Contr Svc-Other	UZ	2000000141	9/24/2012	8,274.55
53150000	Contr Svc-Other	UZ	2000000141	9/24/2012	10,173.85
53150000	Contr Svc-Other	UZ	2000000141	9/24/2012	10,205.80
53150000	Contr Svc-Other	UZ	2000000141	9/24/2012	6,987.40
53150000	Contr Svc-Other	UZ	2000000141	9/24/2012	8,596.46



Kentucky American Water Company  
Case No. 2012-00520  
Response to PSC DR1, Item 31

Account	Description	Doc Type	Document Number	Posting Date	Amount
53150000	Contr Svc-Other	UZ	2000000141	9/24/2012	10,205.80
53150000	Contr Svc-Other	UZ	2000000141	9/24/2012	8,596.46
53150000	Contr Svc-Other	UZ	2000000141	9/24/2012	2,813.76
53150000	Contr Svc-Other	UZ	2000000141	9/24/2012	633.76
53150000	Contr Svc-Other	UZ	2000000141	9/24/2012	52,000.00
53150000	Contr Svc-Other	UZ	2000000141	9/24/2012	15,500.00
53150000	Contr Svc-Other	UZ	2000000141	9/24/2012	40,000.00
53150000	Contr Svc-Other	UZ	2000000141	9/24/2012	1,135.16
53150000	Contr Svc-Other	UZ	2000000141	9/24/2012	18,404.00
53150000	Contr Svc-Other	UZ	2000000141	9/24/2012	85,633.76
53150000	Contr Svc-Other	UZ	2000000141	9/24/2012	5,000.00
53150000	Contr Svc-Other	UZ	2000000141	9/24/2012	50,000.00
53150000	Contr Svc-Other	UZ	2000000141	9/24/2012	62,000.00
53150000	Contr Svc-Other	UZ	2000000141	9/24/2012	20,000.00
53150000	Contr Svc-Other	UZ	2000000141	9/24/2012	100,000.00
53150000	Contr Svc-Other	UZ	2000000141	9/24/2012	9,500.07
53150000	Contr Svc-Other	UZ	2000000141	9/24/2012	9,483.30
53150000	Contr Svc-Other	UZ	2000000141	9/24/2012	9,500.07
55000000	Transportation (O&M)	KR	5000001625	9/24/2012	403.47
55000000	Transportation (O&M)	KR	5000001625	9/24/2012	106.34
55000000	Transportation (O&M)	KR	5000001625	9/24/2012	44.52
55000000	Transportation (O&M)	KR	5000001625	9/24/2012	42.40
55000000	Transportation (O&M)	KR	5000001625	9/24/2012	17.02
55000000	Transportation (O&M)	KR	5000001625	9/24/2012	16.15
55000000	Transportation (O&M)	KR	5000001625	9/24/2012	12.68
55000000	Transportation (O&M)	KR	5000001625	9/24/2012	9.51
55000000	Transportation (O&M)	KR	5000001625	9/24/2012	6.35
55000000	Transportation (O&M)	KR	5000001625	9/24/2012	4.22
55000000	Transportation (O&M)	KR	5000001625	9/24/2012	3.70
55000000	Transportation (O&M)	KR	5000001625	9/24/2012	3.18
55000000	Transportation (O&M)	KR	5000001626	9/24/2012	75.16
55000000	Transportation (O&M)	KR	5000001626	9/24/2012	68.80
55000000	Transportation (O&M)	KR	5000001626	9/24/2012	49.71
55000000	Transportation (O&M)	KR	5000001626	9/24/2012	43.88
57010000	Uncoll Accts Exp	ZA	9400000590	9/24/2012	(61.57)
68533000	FICA	SA	100001082	9/24/2012	161.13
68533000	FICA	PA	7000000078	9/24/2012	(0.01)
72802100	CIAC Rcpt Non-SrvClr	DR	4000001506	9/24/2012	(817.00)
72802100	CIAC Rcpt Non-SrvClr	DR	4000001526	9/24/2012	(817.00)
72802100	CIAC Rcpt Non-SrvClr	DR	4000001532	9/24/2012	(817.00)
72802100	CIAC Rcpt Non-SrvClr	DR	4000001537	9/24/2012	(817.00)
72802100	CIAC Rcpt Non-SrvClr	DR	4000001542	9/24/2012	(9,804.00)
72802100	CIAC Rcpt Non-SrvClr	DR	4000001547	9/24/2012	(817.00)
72802100	CIAC Rcpt Non-SrvClr	DR	4000001553	9/24/2012	(817.00)
88107000	CAP Move-CWIP	UZ	2000000140	9/24/2012	3,773.10
88107000	CAP Move-CWIP	UZ	2000000143	9/24/2012	1,046.16
88107000	CAP Move-CWIP	UZ	2000000142	9/24/2012	(5,438.44)
88107000	CAP Move-CWIP	UZ	2000000142	9/24/2012	(338,619.83)
88107000	CAP Move-CWIP	UZ	2000000142	9/24/2012	(45,000.00)
88107000	CAP Move-CWIP	UZ	2000000142	9/24/2012	(8,274.55)
88107000	CAP Move-CWIP	UZ	2000000142	9/24/2012	(10,072.11)
88107000	CAP Move-CWIP	UZ	2000000142	9/24/2012	(510.29)
88107000	CAP Move-CWIP	UZ	2000000142	9/24/2012	(6,917.53)
88107000	CAP Move-CWIP	UZ	2000000142	9/24/2012	(8,510.50)
88107000	CAP Move-CWIP	UZ	2000000142	9/24/2012	(10,103.74)
88107000	CAP Move-CWIP	UZ	2000000142	9/24/2012	(8,510.50)
88107000	CAP Move-CWIP	UZ	2000000142	9/24/2012	(2,813.76)
88107000	CAP Move-CWIP	UZ	2000000142	9/24/2012	(437.29)
88107000	CAP Move-CWIP	UZ	2000000142	9/24/2012	(52,000.00)
88107000	CAP Move-CWIP	UZ	2000000142	9/24/2012	(15,500.00)
88107000	CAP Move-CWIP	UZ	2000000142	9/24/2012	(40,000.00)
88107000	CAP Move-CWIP	UZ	2000000142	9/24/2012	(783.26)
88107000	CAP Move-CWIP	UZ	2000000142	9/24/2012	(18,404.00)
88107000	CAP Move-CWIP	UZ	2000000142	9/24/2012	(10,600.00)
88107000	CAP Move-CWIP	UZ	2000000142	9/24/2012	(74,501.37)
88107000	CAP Move-CWIP	UZ	2000000142	9/24/2012	(4,350.00)
88107000	CAP Move-CWIP	UZ	2000000142	9/24/2012	(43,500.00)
88107000	CAP Move-CWIP	UZ	2000000142	9/24/2012	(53,940.00)
88107000	CAP Move-CWIP	UZ	2000000142	9/24/2012	(71,046.29)
88107000	CAP Move-CWIP	UZ	2000000142	9/24/2012	(20,000.00)
88107000	CAP Move-CWIP	UZ	2000000142	9/24/2012	(20,000.00)
88107000	CAP Move-CWIP	UZ	2000000142	9/24/2012	(30,000.00)
88107000	CAP Move-CWIP	UZ	2000000142	9/24/2012	(20,000.00)
88107000	CAP Move-CWIP	UZ	2000000142	9/24/2012	6,438.02
88107000	CAP Move-CWIP	UZ	2000000142	9/24/2012	(100,000.00)
88107000	CAP Move-CWIP	UZ	2000000142	9/24/2012	(9,405.07)
88107000	CAP Move-CWIP	UZ	2000000142	9/24/2012	(9,388.47)

Kentucky American Water Company  
Case No. 2012-00520  
Response to PSC DR1, Item 31

Account	Description	Doc Type	Document Number	Posting Date	Amount
88107000	CAP Move-CWIP	UZ	2000000142	9/24/2012	(9,500.07)
88257100	CAP Move-RWIP	UZ	2000000143	9/24/2012	10.57
88257100	CAP Move-RWIP	UZ	2000000142	9/24/2012	(101.74)
88257100	CAP Move-RWIP	UZ	2000000142	9/24/2012	(9,695.51)
88257100	CAP Move-RWIP	UZ	2000000142	9/24/2012	(69.87)
88257100	CAP Move-RWIP	UZ	2000000142	9/24/2012	(85.96)
88257100	CAP Move-RWIP	UZ	2000000142	9/24/2012	(102.06)
88257100	CAP Move-RWIP	UZ	2000000142	9/24/2012	(85.96)
88257100	CAP Move-RWIP	UZ	2000000142	9/24/2012	(196.47)
88257100	CAP Move-RWIP	UZ	2000000142	9/24/2012	(351.90)
88257100	CAP Move-RWIP	UZ	2000000142	9/24/2012	(11,132.39)
88257100	CAP Move-RWIP	UZ	2000000142	9/24/2012	(650.00)
88257100	CAP Move-RWIP	UZ	2000000142	9/24/2012	(6,500.00)
88257100	CAP Move-RWIP	UZ	2000000142	9/24/2012	(8,060.00)
88257100	CAP Move-RWIP	UZ	2000000142	9/24/2012	(10,616.11)
88257100	CAP Move-RWIP	UZ	2000000142	9/24/2012	(95.00)
88257100	CAP Move-RWIP	UZ	2000000142	9/24/2012	(94.83)
88900000	CAP Move-Settlement	UZ	2000000140	9/24/2012	(3,773.10)
88900000	CAP Move-Settlement	UZ	2000000143	9/24/2012	(1,056.73)
88900000	CAP Move-Settlement	UZ	2000000142	9/24/2012	5,438.44
88900000	CAP Move-Settlement	UZ	2000000142	9/24/2012	338,619.83
88900000	CAP Move-Settlement	UZ	2000000142	9/24/2012	45,000.00
88900000	CAP Move-Settlement	UZ	2000000142	9/24/2012	8,274.55
88900000	CAP Move-Settlement	UZ	2000000142	9/24/2012	10,173.85
88900000	CAP Move-Settlement	UZ	2000000142	9/24/2012	10,205.80
88900000	CAP Move-Settlement	UZ	2000000142	9/24/2012	6,987.40
88900000	CAP Move-Settlement	UZ	2000000142	9/24/2012	8,596.46
88900000	CAP Move-Settlement	UZ	2000000142	9/24/2012	10,205.80
88900000	CAP Move-Settlement	UZ	2000000142	9/24/2012	8,596.46
88900000	CAP Move-Settlement	UZ	2000000142	9/24/2012	2,813.76
88900000	CAP Move-Settlement	UZ	2000000142	9/24/2012	633.76
88900000	CAP Move-Settlement	UZ	2000000142	9/24/2012	52,000.00
88900000	CAP Move-Settlement	UZ	2000000142	9/24/2012	15,500.00
88900000	CAP Move-Settlement	UZ	2000000142	9/24/2012	40,000.00
88900000	CAP Move-Settlement	UZ	2000000142	9/24/2012	1,135.16
88900000	CAP Move-Settlement	UZ	2000000142	9/24/2012	10,600.00
88900000	CAP Move-Settlement	UZ	2000000142	9/24/2012	18,404.00
88900000	CAP Move-Settlement	UZ	2000000142	9/24/2012	85,633.76
88900000	CAP Move-Settlement	UZ	2000000142	9/24/2012	5,000.00
88900000	CAP Move-Settlement	UZ	2000000142	9/24/2012	50,000.00
88900000	CAP Move-Settlement	UZ	2000000142	9/24/2012	62,000.00
88900000	CAP Move-Settlement	UZ	2000000142	9/24/2012	81,662.40
88900000	CAP Move-Settlement	UZ	2000000142	9/24/2012	20,000.00
88900000	CAP Move-Settlement	UZ	2000000142	9/24/2012	20,000.00
88900000	CAP Move-Settlement	UZ	2000000142	9/24/2012	30,000.00
88900000	CAP Move-Settlement	UZ	2000000142	9/24/2012	20,000.00
88900000	CAP Move-Settlement	UZ	2000000142	9/24/2012	(6,438.02)
88900000	CAP Move-Settlement	UZ	2000000142	9/24/2012	100,000.00
88900000	CAP Move-Settlement	UZ	2000000142	9/24/2012	9,500.07
88900000	CAP Move-Settlement	UZ	2000000142	9/24/2012	9,483.30
88900000	CAP Move-Settlement	UZ	2000000142	9/24/2012	9,500.07
40111000	Res Sales Billed	ZA	9400000591	9/25/2012	77.52
40111000	Res Sales Billed	ZA	9400000591	9/25/2012	63.80
40111000	Res Sales Billed	ZA	9400000591	9/25/2012	(134,850.90)
40121000	Com Sales Billed	ZA	9400000591	9/25/2012	(82,914.14)
40131000	Ind Sales Billed	ZA	9400000591	9/25/2012	(3,588.45)
40145000	Priv Fire Billed	ZA	9400000591	9/25/2012	(4,640.58)
40151000	Publ Auth Billed	ZA	9400000591	9/25/2012	(17,584.48)
40310400	OthRev-NSF Ck Chrg	ZA	9400000591	9/25/2012	(168.00)
40310500	OthRev-Appl/InitFee	ZA	9400000591	9/25/2012	(26.00)
40310500	OthRev-Appl/InitFee	ZA	9400000591	9/25/2012	(2,314.00)
40310700	OthRev-Reconnct Fee	ZA	9400000591	9/25/2012	(1,092.00)
52000000	M&S Expense (O&M)	WE	5000001643	9/25/2012	1,720.45
52000000	M&S Expense (O&M)	KR	5000001651	9/25/2012	1,264.80
52000000	M&S Expense (O&M)	KR	5000001652	9/25/2012	443.93
52000000	M&S Expense (O&M)	KR	5000001654	9/25/2012	918.23
52500000	Misc Expense (O&M)	WE	5000001642	9/25/2012	60.42
52500000	Misc Expense (O&M)	WE	5000001642	9/25/2012	91.10
52500000	Misc Expense (O&M)	KR	5000001655	9/25/2012	188.87
52500000	Misc Expense (O&M)	KR	5000001656	9/25/2012	181.10
52500000	Misc Expense (O&M)	KR	5000001656	9/25/2012	38.86
52532000	Electricity	ZN	5000001658	9/25/2012	34.44
52532000	Electricity	ZN	5000001658	9/25/2012	35.70
52532000	Electricity	ZN	5000001658	9/25/2012	21.47
52562500	Overnight Shippng	KR	5000001653	9/25/2012	50.69
52566000	Postage	KG	5000001637	9/25/2012	(1,621.05)
52574000	Telephone	WE	5000001661	9/25/2012	27,788.40

Kentucky American Water Company  
Case No. 2012-00520  
Response to PSC DR1, Item 31

Account	Description	Doc Type	Document Number	Posting Date	Amount
52574000	Telephone	WE	5000001661	9/25/2012	537.84
52574000	Telephone	WE	5000001661	9/25/2012	2,157.30
52574000	Telephone	WE	5000001661	9/25/2012	110.16
52574000	Telephone	WE	5000001661	9/25/2012	7,533.00
52574000	Telephone	WE	5000001661	9/25/2012	388.80
52574000	Telephone	UZ	2000000156	9/25/2012	(1,036.80)
52574000	Telephone	UZ	2000000156	9/25/2012	(37,478.70)
53150000	Contr Svc-Other	WE	5000001644	9/25/2012	2,438.00
53150000	Contr Svc-Other	WE	5000001648	9/25/2012	4,150.00
53150000	Contr Svc-Other	KR	5000001650	9/25/2012	312.90
53150000	Contr Svc-Other	RE	5000001667	9/25/2012	(26,401.40)
53150000	Contr Svc-Other	RE	5000001667	9/25/2012	(117,961.85)
53150000	Contr Svc-Other	UZ	2000000156	9/25/2012	26,401.40
53150000	Contr Svc-Other	UZ	2000000156	9/25/2012	117,961.85
53150000	Contr Svc-Other	UZ	2000000145	9/25/2012	(2,438.00)
53150000	Contr Svc-Other	UZ	2000000145	9/25/2012	(4,150.00)
53155000	Contr Svc-Legal	SN	100001134	9/25/2012	(1,634.34)
53155000	Contr Svc-Legal	KR	5000001664	9/25/2012	6,788.77
53155000	Contr Svc-Legal	KR	5000001665	9/25/2012	28,873.30
53155000	Contr Svc-Legal	KR	5000001666	9/25/2012	6,221.65
53155000	Contr Svc-Legal	UZ	2000000156	9/25/2012	(28,873.30)
54140000	Rents-Equip	KR	5000001638	9/25/2012	210.28
57010000	Uncoll Accts Exp	ZA	9400000591	9/25/2012	(55.89)
62520800	Misc Maint Permits	ZF	5000001657	9/25/2012	4,000.00
62520800	Misc Maint Permits	UZ	2000000156	9/25/2012	(4,000.00)
72802000	CIAC Rcpt Svcs Clrg	DR	4000001520	9/25/2012	(1,569.00)
72802100	CIAC Rcpt Non-SrvClr	DR	4000001513	9/25/2012	(1,634.00)
72802100	CIAC Rcpt Non-SrvClr	DR	4000001513	9/25/2012	(7,353.00)
88101000	CAP Move-UP	UP	2000000154	9/25/2012	7,565.58
88101000	CAP Move-UP	UP	2000000154	9/25/2012	56,741.79
88101000	CAP Move-UP	UP	2000000154	9/25/2012	11,348.36
88101000	CAP Move-UP	UP	2000000154	9/25/2012	42,154.93
88101000	CAP Move-UP	UP	2000000154	9/25/2012	252,929.80
88101000	CAP Move-UP	UP	2000000154	9/25/2012	6,022.16
88101000	CAP Move-UP	UP	2000000154	9/25/2012	3,011.08
88101000	CAP Move-UP	UP	2000000154	9/25/2012	122.38
88101000	CAP Move-UP	UP	2000000154	9/25/2012	7,909.48
88101000	CAP Move-UP	UP	2000000154	9/25/2012	3,644.51
88101000	CAP Move-UP	UP	2000000154	9/25/2012	15,294.15
88101000	CAP Move-UP	UP	2000000154	9/25/2012	48,601.98
88101000	CAP Move-UP	UP	2000000154	9/25/2012	382,530.20
88101000	CAP Move-UP	UP	2000000154	9/25/2012	145,551.15
88101000	CAP Move-UP	UP	2000000154	9/25/2012	10,078.22
88101000	CAP Move-UP	UP	2000000154	9/25/2012	35,411.35
88101000	CAP Move-UP	UP	2000000154	9/25/2012	40,634.09
88101000	CAP Move-UP	UP	2000000154	9/25/2012	145,023.76
88101000	CAP Move-UP	UP	2000000154	9/25/2012	6,722.43
88101000	CAP Move-UP	UP	2000000154	9/25/2012	35,417.67
88101000	CAP Move-UP	UP	2000000154	9/25/2012	20,296.24
88101000	CAP Move-UP	UP	2000000154	9/25/2012	1,653.43
88101000	CAP Move-UP	UP	2000000154	9/25/2012	4,422.11
88101000	CAP Move-UP	UP	2000000154	9/25/2012	1,240.18
88101000	CAP Move-UP	UP	2000000154	9/25/2012	7,875.98
88101000	CAP Move-UP	UP	2000000154	9/25/2012	6,686.45
88101000	CAP Move-UP	UP	2000000154	9/25/2012	21,441.64
88101000	CAP Move-UP	UP	2000000154	9/25/2012	13,227.67
88101000	CAP Move-UP	UP	2000000154	9/25/2012	42,756.26
88101000	CAP Move-UP	UP	2000000154	9/25/2012	6,858.52
88101000	CAP Move-UP	UP	2000000154	9/25/2012	358.49
88101000	CAP Move-UP	UP	2000000154	9/25/2012	564.15
88101000	CAP Move-UP	UP	2000000154	9/25/2012	11,307.81
88106000	CAP Move-CCNC	UN	2000000147	9/25/2012	4,462.65
88106000	CAP Move-CCNC	UN	2000000147	9/25/2012	1,373.13
88106000	CAP Move-CCNC	UN	2000000147	9/25/2012	1,029.84
88106000	CAP Move-CCNC	UN	2000000147	9/25/2012	(424.85)
88106000	CAP Move-CCNC	UN	2000000147	9/25/2012	(955.95)
88106000	CAP Move-CCNC	UN	2000000147	9/25/2012	(743.51)
88106000	CAP Move-CCNC	UN	2000000147	9/25/2012	754.62
88106000	CAP Move-CCNC	UN	2000000147	9/25/2012	1,886.55
88106000	CAP Move-CCNC	UN	2000000147	9/25/2012	1,131.93
88106000	CAP Move-CCNC	UN	2000000147	9/25/2012	6,349.20
88106000	CAP Move-CCNC	UP	2000000154	9/25/2012	(11,025.47)
88106000	CAP Move-CCNC	UP	2000000154	9/25/2012	443.65
88106000	CAP Move-CCNC	UP	2000000154	9/25/2012	295.77
88106000	CAP Move-CCNC	UP	2000000154	9/25/2012	2,218.26
88106000	CAP Move-CCNC	UP	2000000154	9/25/2012	(60,107.44)
88106000	CAP Move-CCNC	UP	2000000154	9/25/2012	(7,480.50)

Kentucky American Water Company  
Case No. 2012-00520  
Response to PSC DR1, Item 31

Account	Description	Doc Type	Document Number	Posting Date	Amount
88106000	CAP Move-CCNC	UN	2000000147	9/25/2012	3.73
88106000	CAP Move-CCNC	UN	2000000147	9/25/2012	4,766.27
88106000	CAP Move-CCNC	UP	2000000154	9/25/2012	(273,474.90)
88106000	CAP Move-CCNC	UP	2000000154	9/25/2012	(2,716.89)
88106000	CAP Move-CCNC	UP	2000000154	9/25/2012	(1,358.49)
88106000	CAP Move-CCNC	UP	2000000154	9/25/2012	(26,567.69)
88106000	CAP Move-CCNC	UN	2000000147	9/25/2012	21.71
88106000	CAP Move-CCNC	UN	2000000147	9/25/2012	5.43
88106000	CAP Move-CCNC	UN	2000000147	9/25/2012	81.40
88106000	CAP Move-CCNC	UN	2000000147	9/25/2012	683.82
88106000	CAP Move-CCNC	UN	2000000147	9/25/2012	67,698.49
88106000	CAP Move-CCNC	UP	2000000154	9/25/2012	(33.77)
88106000	CAP Move-CCNC	UP	2000000154	9/25/2012	(33.79)
88106000	CAP Move-CCNC	UP	2000000154	9/25/2012	(33.79)
88106000	CAP Move-CCNC	UP	2000000154	9/25/2012	(575.44)
88106000	CAP Move-CCNC	UP	2000000154	9/25/2012	(8,423.64)
88106000	CAP Move-CCNC	UP	2000000154	9/25/2012	(1,378.36)
88106000	CAP Move-CCNC	UP	2000000154	9/25/2012	(1,378.39)
88106000	CAP Move-CCNC	UP	2000000154	9/25/2012	(10,879.15)
88106000	CAP Move-CCNC	UP	2000000154	9/25/2012	(1,440.00)
88106000	CAP Move-CCNC	UP	2000000154	9/25/2012	(224,004.13)
88106000	CAP Move-CCNC	UP	2000000154	9/25/2012	(140,480.58)
88106000	CAP Move-CCNC	UP	2000000154	9/25/2012	(17,500.21)
88106000	CAP Move-CCNC	UP	2000000154	9/25/2012	(8,067.51)
88106000	CAP Move-CCNC	UP	2000000154	9/25/2012	(16,135.02)
88106000	CAP Move-CCNC	UP	2000000154	9/25/2012	(8,067.51)
88106000	CAP Move-CCNC	UP	2000000154	9/25/2012	(89,990.96)
88106000	CAP Move-CCNC	UP	2000000154	9/25/2012	(1,411.43)
88106000	CAP Move-CCNC	UP	2000000154	9/25/2012	(7,230.63)
88106000	CAP Move-CCNC	UP	2000000154	9/25/2012	(174,314.26)
88106000	CAP Move-CCNC	UP	2000000154	9/25/2012	(13,264.97)
88106000	CAP Move-CCNC	UP	2000000154	9/25/2012	(21,616.44)
88106000	CAP Move-CCNC	UP	2000000154	9/25/2012	(265.95)
88106000	CAP Move-CCNC	UP	2000000154	9/25/2012	(265.93)
88106000	CAP Move-CCNC	UP	2000000154	9/25/2012	(4,979.60)
88106000	CAP Move-CCNC	UP	2000000154	9/25/2012	(265.95)
88106000	CAP Move-CCNC	UP	2000000154	9/25/2012	(110,490.94)
88106000	CAP Move-CCNC	UP	2000000154	9/25/2012	(3,188.95)
88106000	CAP Move-CCNC	UP	2000000154	9/25/2012	(3,188.95)
88106000	CAP Move-CCNC	UP	2000000154	9/25/2012	(6,377.86)
88106000	CAP Move-CCNC	UP	2000000154	9/25/2012	78,724.85
88106000	CAP Move-CCNC	UP	2000000154	9/25/2012	(693.56)
88106000	CAP Move-CCNC	UP	2000000154	9/25/2012	1,338.46
88106000	CAP Move-CCNC	UP	2000000154	9/25/2012	(693.61)
88106000	CAP Move-CCNC	UP	2000000154	9/25/2012	(1,387.22)
88106000	CAP Move-CCNC	UN	2000000147	9/25/2012	45,143.67
88106000	CAP Move-CCNC	UP	2000000154	9/25/2012	(4,422.11)
88106000	CAP Move-CCNC	UN	2000000147	9/25/2012	(15,595.57)
88106000	CAP Move-CCNC	UN	2000000147	9/25/2012	(16,025.00)
88106000	CAP Move-CCNC	UN	2000000147	9/25/2012	(30,000.00)
88106000	CAP Move-CCNC	UN	2000000147	9/25/2012	901.00
88106000	CAP Move-CCNC	UP	2000000154	9/25/2012	(1,240.18)
88106000	CAP Move-CCNC	UP	2000000154	9/25/2012	(7,875.98)
88106000	CAP Move-CCNC	UP	2000000154	9/25/2012	(6,686.45)
88106000	CAP Move-CCNC	UP	2000000154	9/25/2012	(21,441.64)
88106000	CAP Move-CCNC	UP	2000000154	9/25/2012	(13,227.67)
88106000	CAP Move-CCNC	UP	2000000154	9/25/2012	(42,756.26)
88106000	CAP Move-CCNC	UP	2000000154	9/25/2012	(26,858.52)
88106000	CAP Move-CCNC	UP	2000000154	9/25/2012	(352.57)
88106000	CAP Move-CCNC	UP	2000000154	9/25/2012	(304.04)
88106000	CAP Move-CCNC	UP	2000000154	9/25/2012	(11,307.81)
88106000	CAP Move-CCNC	UN	2000000147	9/25/2012	3,715.00
88107000	CAP Move-CWIP	UN	2000000147	9/25/2012	(6,865.62)
88107000	CAP Move-CWIP	UN	2000000147	9/25/2012	2,124.31
88107000	CAP Move-CWIP	UN	2000000147	9/25/2012	(3,773.10)
88107000	CAP Move-CWIP	UN	2000000147	9/25/2012	(6,349.20)
88107000	CAP Move-CWIP	UP	2000000154	9/25/2012	(78,613.41)
88107000	CAP Move-CWIP	UP	2000000154	9/25/2012	78,613.41
88107000	CAP Move-CWIP	UN	2000000147	9/25/2012	(4,770.00)
88107000	CAP Move-CWIP	UZ	2000000157	9/25/2012	(26,401.40)
88107000	CAP Move-CWIP	UZ	2000000157	9/25/2012	(117,961.85)
88107000	CAP Move-CWIP	UZ	2000000157	9/25/2012	4,000.00
88107000	CAP Move-CWIP	UZ	2000000157	9/25/2012	28,873.30
88107000	CAP Move-CWIP	UP	2000000154	9/25/2012	304,117.97
88107000	CAP Move-CWIP	UP	2000000154	9/25/2012	(304,117.97)
88107000	CAP Move-CWIP	UN	2000000147	9/25/2012	(108.54)
88107000	CAP Move-CWIP	UN	2000000147	9/25/2012	(68,382.31)

Kentucky American Water Company  
Case No. 2012-00520  
Response to PSC DR1, Item 31

Account	Description	Doc Type	Document Number	Posting Date	Amount
88107000	CAP Move-CWIP	UP	2000000154	9/25/2012	(122.38)
88107000	CAP Move-CWIP	UP	2000000154	9/25/2012	101.35
88107000	CAP Move-CWIP	UP	2000000154	9/25/2012	8,999.08
88107000	CAP Move-CWIP	UP	2000000154	9/25/2012	(7,909.48)
88107000	CAP Move-CWIP	UP	2000000154	9/25/2012	2,756.75
88107000	CAP Move-CWIP	UP	2000000154	9/25/2012	(3,644.51)
88107000	CAP Move-CWIP	UP	2000000154	9/25/2012	12,319.15
88107000	CAP Move-CWIP	UP	2000000154	9/25/2012	(15,294.15)
88107000	CAP Move-CWIP	UP	2000000154	9/25/2012	381,984.92
88107000	CAP Move-CWIP	UP	2000000154	9/25/2012	(431,132.18)
88107000	CAP Move-CWIP	UP	2000000154	9/25/2012	(145,551.15)
88107000	CAP Move-CWIP	UP	2000000154	9/25/2012	122,261.00
88107000	CAP Move-CWIP	UP	2000000154	9/25/2012	(10,078.22)
88107000	CAP Move-CWIP	UP	2000000154	9/25/2012	8,642.06
88107000	CAP Move-CWIP	UP	2000000154	9/25/2012	209,195.67
88107000	CAP Move-CWIP	UP	2000000154	9/25/2012	(221,069.20)
88107000	CAP Move-CWIP	UP	2000000154	9/25/2012	(6,722.43)
88107000	CAP Move-CWIP	UP	2000000154	9/25/2012	5,777.43
88107000	CAP Move-CWIP	UP	2000000154	9/25/2012	(134,438.76)
88107000	CAP Move-CWIP	UP	2000000154	9/25/2012	123,246.70
88107000	CAP Move-CWIP	UP	2000000154	9/25/2012	(2,991.89)
88107000	CAP Move-CWIP	UP	2000000154	9/25/2012	2,774.39
88107000	CAP Move-CWIP	UN	2000000147	9/25/2012	(45,143.67)
88107000	CAP Move-CWIP	UZ	2000000157	9/25/2012	1,036.80
88107000	CAP Move-CWIP	UZ	2000000157	9/25/2012	37,478.70
88107000	CAP Move-CWIP	UP	2000000154	9/25/2012	4,422.11
88107000	CAP Move-CWIP	UP	2000000154	9/25/2012	(4,422.11)
88107000	CAP Move-CWIP	UN	2000000147	9/25/2012	15,595.57
88107000	CAP Move-CWIP	UN	2000000147	9/25/2012	16,025.00
88107000	CAP Move-CWIP	UN	2000000147	9/25/2012	30,000.00
88107000	CAP Move-CWIP	UN	2000000147	9/25/2012	(901.00)
88107000	CAP Move-CWIP	UP	2000000154	9/25/2012	(1,240.18)
88107000	CAP Move-CWIP	UP	2000000154	9/25/2012	1,240.18
88107000	CAP Move-CWIP	UP	2000000154	9/25/2012	7,875.98
88107000	CAP Move-CWIP	UP	2000000154	9/25/2012	(7,875.98)
88107000	CAP Move-CWIP	UZ	2000000146	9/25/2012	2,438.00
88107000	CAP Move-CWIP	UZ	2000000146	9/25/2012	4,150.00
88107000	CAP Move-CWIP	UP	2000000154	9/25/2012	(6,686.45)
88107000	CAP Move-CWIP	UP	2000000154	9/25/2012	6,686.45
88107000	CAP Move-CWIP	UP	2000000154	9/25/2012	21,441.64
88107000	CAP Move-CWIP	UP	2000000154	9/25/2012	(21,441.64)
88107000	CAP Move-CWIP	UP	2000000154	9/25/2012	13,227.67
88107000	CAP Move-CWIP	UP	2000000154	9/25/2012	(13,227.67)
88107000	CAP Move-CWIP	UP	2000000154	9/25/2012	42,756.26
88107000	CAP Move-CWIP	UP	2000000154	9/25/2012	(42,756.26)
88107000	CAP Move-CWIP	UP	2000000154	9/25/2012	26,858.52
88107000	CAP Move-CWIP	UP	2000000154	9/25/2012	(6,858.52)
88107000	CAP Move-CWIP	UP	2000000154	9/25/2012	(358.49)
88107000	CAP Move-CWIP	UP	2000000154	9/25/2012	352.57
88107000	CAP Move-CWIP	UP	2000000154	9/25/2012	(564.15)
88107000	CAP Move-CWIP	UP	2000000154	9/25/2012	304.04
88107000	CAP Move-CWIP	UP	2000000154	9/25/2012	11,307.81
88107000	CAP Move-CWIP	UP	2000000154	9/25/2012	(11,307.81)
88107000	CAP Move-CWIP	UN	2000000147	9/25/2012	(3,715.00)
88108020	CAP Move-UP A/D Salv	US	2000000155	9/25/2012	(3,134.99)
88108020	CAP Move-UP A/D Salv	US	2000000155	9/25/2012	(3,340.00)
88108020	CAP Move-UP A/D Salv	US	2000000155	9/25/2012	(5,295.05)
88257000	CAP Move-COR	UC	2000000148	9/25/2012	37,962.34
88257000	CAP Move-COR	UC	2000000148	9/25/2012	502.47
88257000	CAP Move-COR	UC	2000000148	9/25/2012	62,666.60
88257000	CAP Move-COR	UC	2000000148	9/25/2012	4,471.18
88257000	CAP Move-COR	UC	2000000148	9/25/2012	14,357.00
88257000	CAP Move-COR	UC	2000000148	9/25/2012	364.14
88257000	CAP Move-COR	UC	2000000148	9/25/2012	1,065.20
88257000	CAP Move-COR	UC	2000000148	9/25/2012	5,326.00
88257000	CAP Move-COR	UC	2000000148	9/25/2012	1,065.20
88257100	CAP Move-RWIP	UC	2000000148	9/25/2012	(37,962.34)
88257100	CAP Move-RWIP	UC	2000000148	9/25/2012	(502.47)
88257100	CAP Move-RWIP	UC	2000000148	9/25/2012	(62,666.60)
88257100	CAP Move-RWIP	US	2000000155	9/25/2012	3,134.99
88257100	CAP Move-RWIP	UC	2000000148	9/25/2012	(4,471.18)
88257100	CAP Move-RWIP	UC	2000000148	9/25/2012	(14,357.00)
88257100	CAP Move-RWIP	US	2000000155	9/25/2012	3,340.00
88257100	CAP Move-RWIP	UC	2000000148	9/25/2012	(364.14)
88257100	CAP Move-RWIP	US	2000000155	9/25/2012	5,295.05
88257100	CAP Move-RWIP	UC	2000000148	9/25/2012	(1,065.20)
88257100	CAP Move-RWIP	UC	2000000148	9/25/2012	(5,326.00)

Kentucky American Water Company  
Case No. 2012-00520  
Response to PSC DR1, Item 31

Account	Description	Doc Type	Document Number	Posting Date	Amount
88257100	CAP Move-RWIP	UC	2000000148	9/25/2012	(1,065.20)
88271100	CAP Move-CIAC NT	UP	2000000154	9/25/2012	10,351.82
88271100	CAP Move-CIAC NT	UP	2000000154	9/25/2012	(10,351.82)
88271100	CAP Move-CIAC NT	UN	2000000147	9/25/2012	(6,536.00)
88271170	CAP Move-CIAC NT WIP	UP	2000000154	9/25/2012	10,351.82
88271170	CAP Move-CIAC NT WIP	UP	2000000154	9/25/2012	(10,351.82)
88271170	CAP Move-CIAC NT WIP	UN	2000000147	9/25/2012	6,536.00
88900000	CAP Move-Settlement	UZ	2000000157	9/25/2012	26,401.40
88900000	CAP Move-Settlement	UZ	2000000157	9/25/2012	117,961.85
88900000	CAP Move-Settlement	UZ	2000000157	9/25/2012	(4,000.00)
88900000	CAP Move-Settlement	UZ	2000000157	9/25/2012	(28,873.30)
88900000	CAP Move-Settlement	UZ	2000000157	9/25/2012	(1,036.80)
88900000	CAP Move-Settlement	UZ	2000000157	9/25/2012	(37,478.70)
88900000	CAP Move-Settlement	UZ	2000000146	9/25/2012	(2,438.00)
88900000	CAP Move-Settlement	UZ	2000000146	9/25/2012	(4,150.00)
40111000	Res Sales Billed	ZA	9400000592	9/26/2012	(71.49)
40111000	Res Sales Billed	ZA	9400000592	9/26/2012	(8.14)
40111000	Res Sales Billed	ZA	9400000592	9/26/2012	(237,442.62)
40121000	Com Sales Billed	ZA	9400000592	9/26/2012	(47,486.10)
40145000	Priv Fire Billed	ZA	9400000592	9/26/2012	(3,261.89)
40151000	Publ Auth Billed	ZA	9400000592	9/26/2012	(8,489.34)
40211000	Dom WW Svc Billed	ZA	9400000592	9/26/2012	(57.42)
40310400	OthRev-NSF Ck Chrg	ZA	9400000592	9/26/2012	(60.00)
40310500	OthRev-App/InitFee	ZA	9400000592	9/26/2012	(26.00)
40310500	OthRev-App/InitFee	ZA	9400000592	9/26/2012	(1,796.00)
40310700	OthRev-Reconnct Fee	ZA	9400000592	9/26/2012	(884.00)
50185000	Severance	SA	100001086	9/26/2012	11,914.88
50452000	Emp Physical Exams	KR	5000001692	9/26/2012	21.89
51110000	Waste Disposal	SA	100001129	9/26/2012	(4,000.00)
51110000	Waste Disposal	WA	5000001688	9/26/2012	1,229.97
51110000	Waste Disposal	WA	5000001688	9/26/2012	533.11
51110000	Waste Disposal	WA	5000001690	9/26/2012	5,611.45
51800000	Chemicals	WA	5000001683	9/26/2012	(8,268.02)
51800000	Chemicals	WA	5000001685	9/26/2012	16.86
51800000	Chemicals	WA	5000001685	9/26/2012	149.52
51800000	Chemicals	WA	5000001686	9/26/2012	2,784.99
51800000	Chemicals	WA	5000001686	9/26/2012	2,231.50
51800000	Chemicals	WA	5000001686	9/26/2012	5,577.18
51800000	Chemicals	WA	5000001686	9/26/2012	3,431.71
51800000	Chemicals	WA	5000001686	9/26/2012	16,517.94
51800000	Chemicals	WA	5000001686	9/26/2012	3,545.43
51800000	Chemicals	WA	5000001686	9/26/2012	91.52
51800000	Chemicals	WA	5000001689	9/26/2012	3,286.35
51800000	Chemicals	WA	5000001689	9/26/2012	9,555.14
51800000	Chemicals	WA	5000001689	9/26/2012	8,508.07
51800000	Chemicals	WA	5000001689	9/26/2012	6,749.54
51800000	Chemicals	WA	5000001689	9/26/2012	20,287.87
51800000	Chemicals	WA	5000001689	9/26/2012	4,648.64
51800000	Chemicals	WA	5000001689	9/26/2012	442.36
51800000	Chemicals	WA	5000001689	9/26/2012	1,919.89
51800000	Chemicals	WA	5000001689	9/26/2012	5,629.92
52000000	M&S Expense (O&M)	ZF	5000001679	9/26/2012	87.30
52000000	M&S Expense (O&M)	ZF	5000001681	9/26/2012	3.56
52000000	M&S Expense (O&M)	UZ	2000000162	9/26/2012	(87.30)
52000000	M&S Expense (O&M)	UZ	2000000171	9/26/2012	2,442.74
52000000	M&S Expense (O&M)	UZ	2000000171	9/26/2012	1,297.44
52500000	Misc Expense (O&M)	WE	5000001672	9/26/2012	417.96
52500000	Misc Expense (O&M)	WE	5000001673	9/26/2012	475.94
52500000	Misc Expense (O&M)	WE	5000001687	9/26/2012	11,092.90
52500000	Misc Expense (O&M)	KR	5000001702	9/26/2012	73.03
52500000	Misc Expense (O&M)	UZ	2000000159	9/26/2012	(475.94)
52500000	Misc Expense (O&M)	UZ	2000000164	9/26/2012	(11,092.90)
52548100	Hiring Costs	KR	5000001671	9/26/2012	47.70
52583000	Water & WW	ZF	5000001678	9/26/2012	14.43
52583000	Water & WW	ZF	5000001697	9/26/2012	0.35
52586000	PO Small Differences	KS	5000001677	9/26/2012	46.14
53110000	Contr Svc-Eng	UZ	2000000169	9/26/2012	2,418.62
53150000	Contr Svc-Other	SA	100001087	9/26/2012	(7,911.00)
53150000	Contr Svc-Other	KR	5000001682	9/26/2012	2,574.00
53150000	Contr Svc-Other	KR	5000001682	9/26/2012	1,493.99
53150000	Contr Svc-Other	KR	5000001682	9/26/2012	1,351.35
53150000	Contr Svc-Other	KR	5000001682	9/26/2012	1,287.00
53150000	Contr Svc-Other	KR	5000001682	9/26/2012	975.98
53150000	Contr Svc-Other	KR	5000001682	9/26/2012	823.68
53150000	Contr Svc-Other	KR	5000001682	9/26/2012	675.68
53150000	Contr Svc-Other	KR	5000001682	9/26/2012	617.76
53150000	Contr Svc-Other	KR	5000001682	9/26/2012	415.06

Kentucky American Water Company  
Case No. 2012-00520  
Response to PSC DR1, Item 31

Account	Description	Doc Type	Document Number	Posting Date	Amount
53150000	Contr Svc-Other	KR	5000001682	9/26/2012	375.38
53150000	Contr Svc-Other	KR	5000001701	9/26/2012	634.57
53150000	Contr Svc-Other	UZ	2000000162	9/26/2012	(10,589.88)
54140000	Rents-Equip	ZF	5000001680	9/26/2012	18.16
57010000	Uncoll Accts Exp	ZA	9400000592	9/26/2012	(96.60)
62510000	Amort Def Maint	SA	100001127	9/26/2012	3,019.97
62510000	Amort Def Maint	SA	100001127	9/26/2012	(3,019.97)
62510000	Amort Def Maint	SA	100001127	9/26/2012	5,260.36
62510000	Amort Def Maint	SA	100001127	9/26/2012	(5,260.36)
62510000	Amort Def Maint	SA	100001127	9/26/2012	1,244.41
62510000	Amort Def Maint	SA	100001127	9/26/2012	(1,244.41)
62510000	Amort Def Maint	SA	100001127	9/26/2012	1,281.93
62510000	Amort Def Maint	SA	100001127	9/26/2012	(1,281.93)
62510000	Amort Def Maint	SA	100001127	9/26/2012	2,149.90
62510000	Amort Def Maint	SA	100001127	9/26/2012	(2,149.90)
62510000	Amort Def Maint	SA	100001127	9/26/2012	1,469.26
62510000	Amort Def Maint	SA	100001127	9/26/2012	(1,469.26)
62510000	Amort Def Maint	SA	100001127	9/26/2012	416.66
62510000	Amort Def Maint	SA	100001127	9/26/2012	(416.66)
62510000	Amort Def Maint	SA	100001127	9/26/2012	1,800.99
62510000	Amort Def Maint	SA	100001127	9/26/2012	(1,800.99)
62510000	Amort Def Maint	SA	100001127	9/26/2012	276.13
62510000	Amort Def Maint	SA	100001127	9/26/2012	(276.13)
62510000	Amort Def Maint	SA	100001127	9/26/2012	809.76
62510000	Amort Def Maint	SA	100001127	9/26/2012	(809.76)
62510000	Amort Def Maint	SA	100001127	9/26/2012	382.23
62510000	Amort Def Maint	SA	100001127	9/26/2012	(382.23)
62510000	Amort Def Maint	SA	100001127	9/26/2012	148.44
62510000	Amort Def Maint	SA	100001127	9/26/2012	(148.44)
62510000	Amort Def Maint	SA	100001127	9/26/2012	189.97
62510000	Amort Def Maint	SA	100001127	9/26/2012	(189.97)
62510000	Amort Def Maint	SA	100001127	9/26/2012	2,238.71
62510000	Amort Def Maint	SA	100001127	9/26/2012	(2,238.71)
62510000	Amort Def Maint	SA	100001127	9/26/2012	619.56
62510000	Amort Def Maint	SA	100001127	9/26/2012	(619.56)
62510000	Amort Def Maint	SA	100001127	9/26/2012	7,172.91
62510000	Amort Def Maint	SA	100001127	9/26/2012	(7,172.91)
62510000	Amort Def Maint	SA	100001127	9/26/2012	3,590.84
62510000	Amort Def Maint	SA	100001127	9/26/2012	(3,590.84)
62510000	Amort Def Maint	SA	100001127	9/26/2012	554.38
62510000	Amort Def Maint	SA	100001127	9/26/2012	(554.38)
62510000	Amort Def Maint	SA	100001127	9/26/2012	2,422.70
62510000	Amort Def Maint	SA	100001127	9/26/2012	(2,422.70)
62510000	Amort Def Maint	SA	100001127	9/26/2012	1,112.32
62510000	Amort Def Maint	SA	100001127	9/26/2012	(1,112.32)
62520700	Misc Main Pvg/Bckfil	WE	5000001700	9/26/2012	3,495.00
62520700	Misc Main Pvg/Bckfil	UZ	2000000173	9/26/2012	(3,495.00)
72802000	CIAC Rcpt Svcs Clrg	UZ	2000000166	9/26/2012	1,569.00
72802100	CIAC Rcpt Non-SrvClr	DR	4000001593	9/26/2012	(817.00)
72802100	CIAC Rcpt Non-SrvClr	DR	4000001603	9/26/2012	(817.00)
72802100	CIAC Rcpt Non-SrvClr	DR	4000001612	9/26/2012	(1,634.00)
72802100	CIAC Rcpt Non-SrvClr	DR	4000001617	9/26/2012	(817.00)
72802100	CIAC Rcpt Non-SrvClr	UZ	2000000166	9/26/2012	23,693.00
88106000	CAP Move-CCNC	UN	2000000161	9/26/2012	90.69
88106000	CAP Move-CCNC	UN	2000000161	9/26/2012	9,567.06
88106000	CAP Move-CCNC	UN	2000000161	9/26/2012	5,487.15
88106000	CAP Move-CCNC	UN	2000000161	9/26/2012	12,657.20
88106000	CAP Move-CCNC	UN	2000000161	9/26/2012	5,863.74
88106000	CAP Move-CCNC	UN	2000000161	9/26/2012	969.78
88106000	CAP Move-CCNC	UN	2000000161	9/26/2012	425.00
88106000	CAP Move-CCNC	UN	2000000161	9/26/2012	(288.21)
88106000	CAP Move-CCNC	UN	2000000161	9/26/2012	(288.22)
88106000	CAP Move-CCNC	UN	2000000161	9/26/2012	(288.21)
88106000	CAP Move-CCNC	UN	2000000161	9/26/2012	(288.21)
88106000	CAP Move-CCNC	UN	2000000161	9/26/2012	(288.21)
88106000	CAP Move-CCNC	UN	2000000161	9/26/2012	(288.21)
88106000	CAP Move-CCNC	UN	2000000161	9/26/2012	105.00
88106000	CAP Move-CCNC	UN	2000000161	9/26/2012	(904.55)
88106000	CAP Move-CCNC	UN	2000000161	9/26/2012	219.37
88106000	CAP Move-CCNC	UN	2000000161	9/26/2012	219.38
88106000	CAP Move-CCNC	UN	2000000161	9/26/2012	6,250.29
88106000	CAP Move-CCNC	UN	2000000161	9/26/2012	6,250.31
88106000	CAP Move-CCNC	UN	2000000161	9/26/2012	(400.91)
88107000	CAP Move-CWIP	UZ	2000000163	9/26/2012	10,589.88
88107000	CAP Move-CWIP	UZ	2000000163	9/26/2012	86.43
88107000	CAP Move-CWIP	UN	2000000161	9/26/2012	(90.69)
88107000	CAP Move-CWIP	UN	2000000161	9/26/2012	(9,567.06)
88107000	CAP Move-CWIP	UZ	2000000158	9/26/2012	475.94

Kentucky American Water Company  
Case No. 2012-00520  
Response to PSC DR1, Item 31

Account	Description	Doc Type	Document Number	Posting Date	Amount
88107000	CAP Move-CWIP	UN	2000000161	9/26/2012	(5,487.15)
88107000	CAP Move-CWIP	UN	2000000161	9/26/2012	(18,520.94)
88107000	CAP Move-CWIP	UN	2000000161	9/26/2012	(969.78)
88107000	CAP Move-CWIP	UN	2000000161	9/26/2012	(425.00)
88107000	CAP Move-CWIP	UN	2000000161	9/26/2012	1,441.06
88107000	CAP Move-CWIP	UN	2000000161	9/26/2012	(105.00)
88107000	CAP Move-CWIP	UN	2000000161	9/26/2012	904.55
88107000	CAP Move-CWIP	UN	2000000161	9/26/2012	(438.75)
88107000	CAP Move-CWIP	UN	2000000161	9/26/2012	(12,500.60)
88107000	CAP Move-CWIP	UN	2000000161	9/26/2012	400.91
88107000	CAP Move-CWIP	UZ	2000000168	9/26/2012	(2,418.62)
88107000	CAP Move-CWIP	UZ	2000000172	9/26/2012	3,145.50
88107000	CAP Move-CWIP	UZ	2000000165	9/26/2012	11,092.90
88107000	CAP Move-CWIP	UZ	2000000170	9/26/2012	(2,442.74)
88107000	CAP Move-CWIP	UZ	2000000170	9/26/2012	(1,297.44)
88257100	CAP Move-RWIP	UZ	2000000163	9/26/2012	0.87
88257100	CAP Move-RWIP	UZ	2000000172	9/26/2012	349.50
88271170	CAP Move-CIAC NT WIP	UZ	2000000167	9/26/2012	(23,693.00)
88271270	CAP Move-CIAC Tx WIP	UZ	2000000167	9/26/2012	(1,569.00)
88900000	CAP Move-Settlement	UZ	2000000163	9/26/2012	(10,589.88)
88900000	CAP Move-Settlement	UZ	2000000163	9/26/2012	(87.30)
88900000	CAP Move-Settlement	UZ	2000000158	9/26/2012	(475.94)
88900000	CAP Move-Settlement	UZ	2000000167	9/26/2012	1,569.00
88900000	CAP Move-Settlement	UZ	2000000167	9/26/2012	23,693.00
88900000	CAP Move-Settlement	UZ	2000000168	9/26/2012	2,418.62
88900000	CAP Move-Settlement	UZ	2000000172	9/26/2012	(3,495.00)
88900000	CAP Move-Settlement	UZ	2000000165	9/26/2012	(11,092.90)
88900000	CAP Move-Settlement	UZ	2000000170	9/26/2012	2,442.74
88900000	CAP Move-Settlement	UZ	2000000170	9/26/2012	1,297.44
40111000	Res Sales Billed	ZA	9400000593	9/27/2012	(142.70)
40111000	Res Sales Billed	ZA	9400000593	9/27/2012	(2.08)
40111000	Res Sales Billed	ZA	9400000593	9/27/2012	(208,888.77)
40121000	Com Sales Billed	ZA	9400000593	9/27/2012	(39,123.12)
40131000	Ind Sales Billed	ZA	9400000593	9/27/2012	464.44
40145000	Priv Fire Billed	ZA	9400000593	9/27/2012	(3,049.42)
40151000	Publ Auth Billed	ZA	9400000593	9/27/2012	(502.69)
40310400	OthRev-NSF Ck Chrg	ZA	9400000593	9/27/2012	(336.00)
40310500	OthRev-Appl/InitFee	ZA	9400000593	9/27/2012	26.00
40310500	OthRev-Appl/InitFee	ZA	9400000593	9/27/2012	(1,560.00)
40310700	OthRev-Reconntct Fee	ZA	9400000593	9/27/2012	(832.00)
50171000	Annual Incent Plan	SA	100001141	9/27/2012	19,331.37
50171000	Annual Incent Plan	CF	9300001833	9/27/2012	19,331.37
50171000	Annual Incent Plan	CF	9300001833	9/27/2012	(19,331.37)
52000000	M&S Expense (O&M)	WA	5000001704	9/27/2012	(120.03)
52000000	M&S Expense (O&M)	WA	5000001704	9/27/2012	(736.22)
52000000	M&S Expense (O&M)	WA	5000001704	9/27/2012	(255.63)
52000000	M&S Expense (O&M)	WA	5000001704	9/27/2012	(52.25)
52000000	M&S Expense (O&M)	WA	5000001704	9/27/2012	(7.43)
52000000	M&S Expense (O&M)	WA	5000001704	9/27/2012	(51.84)
52000000	M&S Expense (O&M)	WA	5000001704	9/27/2012	(5.40)
52000000	M&S Expense (O&M)	WA	5000001704	9/27/2012	(22.55)
52000000	M&S Expense (O&M)	WA	5000001704	9/27/2012	(89.64)
52000000	M&S Expense (O&M)	WA	5000001704	9/27/2012	(22.14)
52000000	M&S Expense (O&M)	WA	5000001704	9/27/2012	(7.93)
52000000	M&S Expense (O&M)	WA	5000001704	9/27/2012	(6.37)
52000000	M&S Expense (O&M)	WA	5000001704	9/27/2012	(33.49)
52000000	M&S Expense (O&M)	WA	5000001705	9/27/2012	120.03
52000000	M&S Expense (O&M)	WA	5000001705	9/27/2012	736.22
52000000	M&S Expense (O&M)	WA	5000001705	9/27/2012	255.63
52000000	M&S Expense (O&M)	WA	5000001705	9/27/2012	52.25
52000000	M&S Expense (O&M)	WA	5000001705	9/27/2012	7.43
52000000	M&S Expense (O&M)	WA	5000001705	9/27/2012	51.84
52000000	M&S Expense (O&M)	WA	5000001705	9/27/2012	5.40
52000000	M&S Expense (O&M)	WA	5000001705	9/27/2012	22.55
52000000	M&S Expense (O&M)	WA	5000001705	9/27/2012	89.64
52000000	M&S Expense (O&M)	WA	5000001705	9/27/2012	22.14
52000000	M&S Expense (O&M)	WA	5000001705	9/27/2012	7.93
52000000	M&S Expense (O&M)	WA	5000001705	9/27/2012	6.37
52000000	M&S Expense (O&M)	WA	5000001705	9/27/2012	33.49
52000000	M&S Expense (O&M)	WA	5000001708	9/27/2012	(44.63)
52000000	M&S Expense (O&M)	WA	5000001708	9/27/2012	(53.06)
52000000	M&S Expense (O&M)	WA	5000001708	9/27/2012	(122.82)
52000000	M&S Expense (O&M)	WA	5000001708	9/27/2012	(22.33)
52000000	M&S Expense (O&M)	WA	5000001708	9/27/2012	(5.40)
52000000	M&S Expense (O&M)	WA	5000001708	9/27/2012	(56.69)
52000000	M&S Expense (O&M)	WA	5000001708	9/27/2012	(45.87)
52000000	M&S Expense (O&M)	WA	5000001708	9/27/2012	(195.22)



Kentucky American Water Company  
Case No. 2012-00520  
Response to PSC DR1, Item 31

Account	Description	Doc Type	Document Number	Posting Date	Amount
52000000	M&S Expense (O&M)	WA	5000001708	9/27/2012	(16.60)
52000000	M&S Expense (O&M)	WA	5000001708	9/27/2012	(8.17)
52000000	M&S Expense (O&M)	WA	5000001708	9/27/2012	(23.61)
52000000	M&S Expense (O&M)	WA	5000001708	9/27/2012	(7.38)
52000000	M&S Expense (O&M)	WA	5000001709	9/27/2012	44.63
52000000	M&S Expense (O&M)	WA	5000001709	9/27/2012	53.06
52000000	M&S Expense (O&M)	WA	5000001709	9/27/2012	122.82
52000000	M&S Expense (O&M)	WA	5000001709	9/27/2012	22.33
52000000	M&S Expense (O&M)	WA	5000001709	9/27/2012	5.40
52000000	M&S Expense (O&M)	WA	5000001709	9/27/2012	56.69
52000000	M&S Expense (O&M)	WA	5000001709	9/27/2012	45.87
52000000	M&S Expense (O&M)	WA	5000001709	9/27/2012	195.22
52000000	M&S Expense (O&M)	WA	5000001709	9/27/2012	16.60
52000000	M&S Expense (O&M)	WA	5000001709	9/27/2012	8.17
52000000	M&S Expense (O&M)	WA	5000001709	9/27/2012	23.61
52000000	M&S Expense (O&M)	WA	5000001709	9/27/2012	7.38
52000000	M&S Expense (O&M)	WA	5000001722	9/27/2012	(81.33)
52000000	M&S Expense (O&M)	WA	5000001722	9/27/2012	(4.76)
52000000	M&S Expense (O&M)	WA	5000001722	9/27/2012	(52.25)
52000000	M&S Expense (O&M)	WA	5000001722	9/27/2012	(122.70)
52000000	M&S Expense (O&M)	WA	5000001722	9/27/2012	(8.03)
52000000	M&S Expense (O&M)	WA	5000001722	9/27/2012	(102.34)
52000000	M&S Expense (O&M)	WA	5000001722	9/27/2012	(34.80)
52000000	M&S Expense (O&M)	WA	5000001722	9/27/2012	(81.49)
52000000	M&S Expense (O&M)	KR	5000001724	9/27/2012	34.13
52000000	M&S Expense (O&M)	WA	5000001726	9/27/2012	5.50
52000000	M&S Expense (O&M)	WA	5000001726	9/27/2012	52.03
52000000	M&S Expense (O&M)	WA	5000001726	9/27/2012	11.35
52000000	M&S Expense (O&M)	WA	5000001726	9/27/2012	125.19
52000000	M&S Expense (O&M)	WA	5000001726	9/27/2012	33.21
52000000	M&S Expense (O&M)	WA	5000001726	9/27/2012	596.48
52000000	M&S Expense (O&M)	WA	5000001726	9/27/2012	133.89
52000000	M&S Expense (O&M)	WA	5000001726	9/27/2012	487.98
52000000	M&S Expense (O&M)	WA	5000001726	9/27/2012	70.75
52000000	M&S Expense (O&M)	WA	5000001726	9/27/2012	47.21
52000000	M&S Expense (O&M)	WA	5000001726	9/27/2012	22.14
52000000	M&S Expense (O&M)	WA	5000001726	9/27/2012	12.75
52000000	M&S Expense (O&M)	WA	5000001726	9/27/2012	47.90
52000000	M&S Expense (O&M)	WA	5000001726	9/27/2012	33.43
52000000	M&S Expense (O&M)	WA	5000001726	9/27/2012	52.62
52000000	M&S Expense (O&M)	WA	5000001726	9/27/2012	8.17
52000000	M&S Expense (O&M)	WA	5000001726	9/27/2012	1,568.65
52000000	M&S Expense (O&M)	WA	5000001726	9/27/2012	838.85
52000000	M&S Expense (O&M)	WA	5000001726	9/27/2012	313.50
52000000	M&S Expense (O&M)	WA	5000001726	9/27/2012	42.02
52000000	M&S Expense (O&M)	WA	5000001726	9/27/2012	45.87
52000000	M&S Expense (O&M)	WA	5000001726	9/27/2012	797.57
52000000	M&S Expense (O&M)	WA	5000001726	9/27/2012	45.32
52000000	M&S Expense (O&M)	WA	5000001726	9/27/2012	7.73
52000000	M&S Expense (O&M)	WA	5000001726	9/27/2012	105.97
52000000	M&S Expense (O&M)	WA	5000001726	9/27/2012	143.43
52000000	M&S Expense (O&M)	WA	5000001726	9/27/2012	5.40
52000000	M&S Expense (O&M)	WA	5000001726	9/27/2012	75.41
52000000	M&S Expense (O&M)	WA	5000001726	9/27/2012	21.56
52000000	M&S Expense (O&M)	WA	5000001726	9/27/2012	34.80
52000000	M&S Expense (O&M)	WA	5000001726	9/27/2012	122.45
52000000	M&S Expense (O&M)	WA	5000001726	9/27/2012	76.56
52000000	M&S Expense (O&M)	WA	5000001726	9/27/2012	30.37
52000000	M&S Expense (O&M)	WA	5000001726	9/27/2012	35.80
52000000	M&S Expense (O&M)	WA	5000001726	9/27/2012	35.45
52000000	M&S Expense (O&M)	WA	5000001726	9/27/2012	21.34
52000000	M&S Expense (O&M)	WA	5000001726	9/27/2012	17.50
52000000	M&S Expense (O&M)	WA	5000001726	9/27/2012	16.06
52000000	M&S Expense (O&M)	WA	5000001726	9/27/2012	15.45
52000000	M&S Expense (O&M)	WA	5000001726	9/27/2012	244.46
52000000	M&S Expense (O&M)	WA	5000001726	9/27/2012	46.35
52000000	M&S Expense (O&M)	WA	5000001726	9/27/2012	378.89
52000000	M&S Expense (O&M)	WA	5000001726	9/27/2012	134.46
52000000	M&S Expense (O&M)	WA	5000001726	9/27/2012	11.16
52000000	M&S Expense (O&M)	WA	5000001726	9/27/2012	256.95
52000000	M&S Expense (O&M)	WA	5000001726	9/27/2012	112.19
52000000	M&S Expense (O&M)	WA	5000001726	9/27/2012	192.64
52000000	M&S Expense (O&M)	WA	5000001726	9/27/2012	91.35
52000000	M&S Expense (O&M)	WA	5000001726	9/27/2012	97.79
52000000	M&S Expense (O&M)	WA	5000001726	9/27/2012	136.61
52000000	M&S Expense (O&M)	WA	5000001726	9/27/2012	46.92
52000000	M&S Expense (O&M)	WA	5000001740	9/27/2012	133.89

Kentucky American Water Company  
Case No. 2012-00520  
Response to PSC DR1, Item 31

Account	Description	Doc Type	Document Number	Posting Date	Amount
52000000	M&S Expense (O&M)	WA	5000001740	9/27/2012	406.65
52000000	M&S Expense (O&M)	WA	5000001740	9/27/2012	150.76
52000000	M&S Expense (O&M)	WA	5000001740	9/27/2012	814.85
52000000	M&S Expense (O&M)	WA	5000001740	9/27/2012	1,136.67
52000000	M&S Expense (O&M)	WA	5000001740	9/27/2012	38.18
52000000	M&S Expense (O&M)	WA	5000001740	9/27/2012	1,009.89
52000000	M&S Expense (O&M)	WA	5000001740	9/27/2012	136.61
52000000	M&S Expense (O&M)	KR	5000001745	9/27/2012	1,765.96
52000000	M&S Expense (O&M)	KR	5000001746	9/27/2012	2,491.58
52000000	M&S Expense (O&M)	KR	5000001747	9/27/2012	3,864.28
52000000	M&S Expense (O&M)	KR	5000001747	9/27/2012	3,864.27
52000000	M&S Expense (O&M)	KR	5000001751	9/27/2012	1,335.18
52000000	M&S Expense (O&M)	UZ	2000000176	9/27/2012	(3,827.50)
52000000	M&S Expense (O&M)	UZ	2000000180	9/27/2012	(2,491.58)
52000000	M&S Expense (O&M)	UZ	2000000178	9/27/2012	15.97
52000000	M&S Expense (O&M)	UZ	2000000174	9/27/2012	(601.78)
52000000	M&S Expense (O&M)	UZ	2000000174	9/27/2012	(1,410.92)
52500000	Misc Expense (O&M)	WE	5000001717	9/27/2012	166.16
52500000	Misc Expense (O&M)	KR	5000001720	9/27/2012	1,007.00
52500000	Misc Expense (O&M)	KR	5000001724	9/27/2012	212.42
52500000	Misc Expense (O&M)	KR	5000001724	9/27/2012	178.25
52500000	Misc Expense (O&M)	KR	5000001724	9/27/2012	71.61
52500000	Misc Expense (O&M)	KR	5000001750	9/27/2012	281.68
52500000	Misc Expense (O&M)	KR	5000001750	9/27/2012	97.77
52500000	Misc Expense (O&M)	KR	5000001750	9/27/2012	69.12
52500000	Misc Expense (O&M)	KR	5000001750	9/27/2012	63.85
52500000	Misc Expense (O&M)	KR	5000001750	9/27/2012	30.01
52520000	Collection Agencies	KR	5000001739	9/27/2012	191.03
52520000	Collection Agencies	KR	5000001741	9/27/2012	1,928.86
52532000	Electricity	ZN	5000001723	9/27/2012	26.90
52532000	Electricity	ZN	5000001723	9/27/2012	40.75
52535000	Meals Deductible	ZF	5000001706	9/27/2012	967.96
52546000	Grounds Keeping	KR	5000001753	9/27/2012	238.50
52562500	Overnight Shippng	KR	5000001725	9/27/2012	290.66
53150000	Contr Svc-Other	WE	5000001703	9/27/2012	32,171.00
53150000	Contr Svc-Other	KR	5000001727	9/27/2012	2,959.68
53150000	Contr Svc-Other	WE	5000001728	9/27/2012	2,550.00
53150000	Contr Svc-Other	WE	5000001729	9/27/2012	1,690.00
53150000	Contr Svc-Other	WE	5000001730	9/27/2012	850.00
53150000	Contr Svc-Other	WE	5000001731	9/27/2012	2,550.00
53150000	Contr Svc-Other	WE	5000001732	9/27/2012	36,267.50
53150000	Contr Svc-Other	WE	5000001733	9/27/2012	1,650.00
53150000	Contr Svc-Other	WE	5000001734	9/27/2012	535.00
53150000	Contr Svc-Other	WE	5000001735	9/27/2012	105.00
53150000	Contr Svc-Other	WE	5000001736	9/27/2012	825.00
53150000	Contr Svc-Other	WE	5000001737	9/27/2012	10,675.00
53150000	Contr Svc-Other	KR	5000001748	9/27/2012	3,657.00
53150000	Contr Svc-Other	KR	5000001749	9/27/2012	1,203.98
53150000	Contr Svc-Other	KR	5000001754	9/27/2012	208.23
53150000	Contr Svc-Other	UZ	2000000174	9/27/2012	(32,171.00)
53150000	Contr Svc-Other	UZ	2000000176	9/27/2012	(2,550.00)
53150000	Contr Svc-Other	UZ	2000000176	9/27/2012	(1,690.00)
53150000	Contr Svc-Other	UZ	2000000176	9/27/2012	(850.00)
53150000	Contr Svc-Other	UZ	2000000176	9/27/2012	(2,550.00)
53150000	Contr Svc-Other	UZ	2000000176	9/27/2012	(36,267.50)
53150000	Contr Svc-Other	UZ	2000000176	9/27/2012	(535.00)
53150000	Contr Svc-Other	UZ	2000000176	9/27/2012	(825.00)
53150000	Contr Svc-Other	UZ	2000000176	9/27/2012	(105.00)
53150000	Contr Svc-Other	UZ	2000000176	9/27/2012	(10,675.00)
53150000	Contr Svc-Other	UZ	2000000176	9/27/2012	(1,650.00)
53155000	Contr Svc-Legal	UZ	2000000176	9/27/2012	1,634.34
55000000	Transportation (O&M)	KR	5000001752	9/27/2012	303.99
55010300	Trans Lease Maint	SA	100001133	9/27/2012	139.00
55010300	Trans Lease Maint	SA	100001133	9/27/2012	811.83
55010300	Trans Lease Maint	SA	100001133	9/27/2012	104.95
55010300	Trans Lease Maint	SA	100001133	9/27/2012	300.00
57010000	Uncoll Accts Exp	ZA	9400000593	9/27/2012	1,686.94
57010000	Uncoll Accts Exp	ZA	9400000593	9/27/2012	34,157.25
62520800	Misc Maint Permits	ZF	5000001738	9/27/2012	4,125.00
62520800	Misc Maint Permits	UZ	2000000176	9/27/2012	(4,125.00)
72802100	CIAC Rcpt Non-SrvClr	UZ	2000000178	9/27/2012	4,085.00
72803000	Salvg/Scrap Rcpt Clr	SA	100001133	9/27/2012	(139.00)
72803000	Salvg/Scrap Rcpt Clr	SA	100001133	9/27/2012	(811.83)
72803000	Salvg/Scrap Rcpt Clr	SA	100001133	9/27/2012	(104.95)
72803000	Salvg/Scrap Rcpt Clr	SA	100001133	9/27/2012	(300.00)
75840000	Lobbying Expenses	KR	5000001715	9/27/2012	5,891.06
88107000	CAP Move-CWIP	UZ	2000000175	9/27/2012	32,171.00

Kentucky American Water Company  
Case No. 2012-00520  
Response to PSC DR1, Item 31

Account	Description	Doc Type	Document Number	Posting Date	Amount
88107000	CAP Move-CWIP	UZ	2000000177	9/27/2012	3,827.50
88107000	CAP Move-CWIP	UZ	2000000181	9/27/2012	2,491.58
88107000	CAP Move-CWIP	UZ	2000000177	9/27/2012	4,125.00
88107000	CAP Move-CWIP	UZ	2000000177	9/27/2012	(1,634.34)
88107000	CAP Move-CWIP	UZ	2000000179	9/27/2012	(15.81)
88107000	CAP Move-CWIP	UZ	2000000177	9/27/2012	2,550.00
88107000	CAP Move-CWIP	UZ	2000000177	9/27/2012	1,690.00
88107000	CAP Move-CWIP	UZ	2000000177	9/27/2012	850.00
88107000	CAP Move-CWIP	UZ	2000000177	9/27/2012	2,550.00
88107000	CAP Move-CWIP	UZ	2000000177	9/27/2012	36,267.50
88107000	CAP Move-CWIP	UZ	2000000175	9/27/2012	415.23
88107000	CAP Move-CWIP	UZ	2000000177	9/27/2012	535.00
88107000	CAP Move-CWIP	UZ	2000000177	9/27/2012	825.00
88107000	CAP Move-CWIP	UZ	2000000177	9/27/2012	105.00
88107000	CAP Move-CWIP	UZ	2000000177	9/27/2012	10,675.00
88107000	CAP Move-CWIP	UZ	2000000177	9/27/2012	1,650.00
88107000	CAP Move-CWIP	UZ	2000000175	9/27/2012	1,227.51
88257100	CAP Move-RWIP	UZ	2000000179	9/27/2012	(0.16)
88257100	CAP Move-RWIP	UZ	2000000175	9/27/2012	186.55
88257100	CAP Move-RWIP	UZ	2000000175	9/27/2012	183.41
88271170	CAP Move-CIAC NT WIP	UZ	2000000179	9/27/2012	(4,085.00)
88900000	CAP Move-Settlement	UZ	2000000175	9/27/2012	(32,171.00)
88900000	CAP Move-Settlement	UZ	2000000177	9/27/2012	(3,827.50)
88900000	CAP Move-Settlement	UZ	2000000181	9/27/2012	(2,491.58)
88900000	CAP Move-Settlement	UZ	2000000177	9/27/2012	(4,125.00)
88900000	CAP Move-Settlement	UZ	2000000177	9/27/2012	1,634.34
88900000	CAP Move-Settlement	UZ	2000000179	9/27/2012	15.97
88900000	CAP Move-Settlement	UZ	2000000177	9/27/2012	(2,550.00)
88900000	CAP Move-Settlement	UZ	2000000177	9/27/2012	(1,690.00)
88900000	CAP Move-Settlement	UZ	2000000177	9/27/2012	(850.00)
88900000	CAP Move-Settlement	UZ	2000000177	9/27/2012	(2,550.00)
88900000	CAP Move-Settlement	UZ	2000000177	9/27/2012	(36,267.50)
88900000	CAP Move-Settlement	UZ	2000000179	9/27/2012	4,085.00
88900000	CAP Move-Settlement	UZ	2000000175	9/27/2012	(601.78)
88900000	CAP Move-Settlement	UZ	2000000177	9/27/2012	(535.00)
88900000	CAP Move-Settlement	UZ	2000000177	9/27/2012	(825.00)
88900000	CAP Move-Settlement	UZ	2000000177	9/27/2012	(105.00)
88900000	CAP Move-Settlement	UZ	2000000177	9/27/2012	(10,675.00)
88900000	CAP Move-Settlement	UZ	2000000177	9/27/2012	(1,650.00)
88900000	CAP Move-Settlement	UZ	2000000175	9/27/2012	(1,410.92)
50171000	Annual Incent Plan	SA	100001146	9/28/2012	(8,021.30)
50171000	Annual Incent Plan	CF	9300001834	9/28/2012	(8,021.30)
50171000	Annual Incent Plan	CF	9300001834	9/28/2012	8,021.30
50450000	Other Welfare	SA	100001144	9/28/2012	1,200.00
50450000	Other Welfare	SA	100001145	9/28/2012	(300.00)
51110000	Waste Disposal	WA	5000001806	9/28/2012	39.10
51110000	Waste Disposal	WA	5000001812	9/28/2012	5,547.07
51110000	Waste Disposal	WA	5000001812	9/28/2012	180.11
51800000	Chemicals	WA	5000001801	9/28/2012	68.64
51800000	Chemicals	WA	5000001801	9/28/2012	145.50
51800000	Chemicals	WA	5000001801	9/28/2012	1,355.85
51800000	Chemicals	WA	5000001804	9/28/2012	432.96
51800000	Chemicals	WA	5000001804	9/28/2012	4,462.26
51800000	Chemicals	WA	5000001804	9/28/2012	250.32
51800000	Chemicals	WA	5000001804	9/28/2012	258.75
51800000	Chemicals	WA	5000001804	9/28/2012	2,501.16
51800000	Chemicals	WA	5000001804	9/28/2012	1,404.54
51800000	Chemicals	WA	5000001804	9/28/2012	809.20
51800000	Chemicals	WA	5000001811	9/28/2012	2,494.98
51800000	Chemicals	WA	5000001811	9/28/2012	4,302.90
51800000	Chemicals	WA	5000001811	9/28/2012	2,121.50
51800000	Chemicals	WA	5000001811	9/28/2012	40,385.13
51800000	Chemicals	WA	5000001811	9/28/2012	7,303.95
51800000	Chemicals	WA	5000001811	9/28/2012	22.88
51800000	Chemicals	WA	5000001811	9/28/2012	2,456.06
51800000	Chemicals	WA	5000001811	9/28/2012	177.06
52000000	M&S Expense (O&M)	KR	5000001773	9/28/2012	786.68
52000000	M&S Expense (O&M)	KR	5000001779	9/28/2012	139.92
52000000	M&S Expense (O&M)	WA	5000001795	9/28/2012	44.63
52000000	M&S Expense (O&M)	WA	5000001795	9/28/2012	81.33
52000000	M&S Expense (O&M)	WA	5000001795	9/28/2012	76.56
52000000	M&S Expense (O&M)	WA	5000001795	9/28/2012	513.90
52000000	M&S Expense (O&M)	WA	5000001795	9/28/2012	224.39
52000000	M&S Expense (O&M)	WA	5000001796	9/28/2012	44.63
52000000	M&S Expense (O&M)	WA	5000001796	9/28/2012	81.33
52000000	M&S Expense (O&M)	WA	5000001796	9/28/2012	48.00
52000000	M&S Expense (O&M)	WA	5000001796	9/28/2012	143.43

Kentucky American Water Company  
Case No. 2012-00520  
Response to PSC DR1, Item 31

Account	Description	Doc Type	Document Number	Posting Date	Amount
52000000	M&S Expense (O&M)	WA	5000001796	9/28/2012	76.56
52000000	M&S Expense (O&M)	WA	5000001796	9/28/2012	38.18
52000000	M&S Expense (O&M)	WA	5000001796	9/28/2012	873.86
52000000	M&S Expense (O&M)	WA	5000001796	9/28/2012	491.75
52000000	M&S Expense (O&M)	WA	5000001797	9/28/2012	133.89
52000000	M&S Expense (O&M)	WA	5000001797	9/28/2012	243.99
52000000	M&S Expense (O&M)	WA	5000001797	9/28/2012	48.00
52000000	M&S Expense (O&M)	WA	5000001797	9/28/2012	838.85
52000000	M&S Expense (O&M)	WA	5000001797	9/28/2012	459.36
52000000	M&S Expense (O&M)	WA	5000001797	9/28/2012	1,086.47
52000000	M&S Expense (O&M)	WA	5000001797	9/28/2012	142.65
52000000	M&S Expense (O&M)	WA	5000001797	9/28/2012	378.89
52000000	M&S Expense (O&M)	WA	5000001797	9/28/2012	770.85
52000000	M&S Expense (O&M)	WA	5000001797	9/28/2012	236.10
52000000	M&S Expense (O&M)	WA	5000001797	9/28/2012	91.34
52000000	M&S Expense (O&M)	WA	5000001797	9/28/2012	504.94
52000000	M&S Expense (O&M)	WA	5000001800	9/28/2012	28.40
52000000	M&S Expense (O&M)	WA	5000001800	9/28/2012	44.63
52000000	M&S Expense (O&M)	WA	5000001800	9/28/2012	81.33
52000000	M&S Expense (O&M)	WA	5000001800	9/28/2012	44.82
52000000	M&S Expense (O&M)	WA	5000001800	9/28/2012	150.76
52000000	M&S Expense (O&M)	WA	5000001800	9/28/2012	256.95
52000000	M&S Expense (O&M)	WA	5000001800	9/28/2012	57.43
52000000	M&S Expense (O&M)	WA	5000001800	9/28/2012	38.18
52000000	M&S Expense (O&M)	WA	5000001805	9/28/2012	404.49
52000000	M&S Expense (O&M)	KR	5000001808	9/28/2012	529.89
52000000	M&S Expense (O&M)	KR	5000001810	9/28/2012	4,006.80
52000000	M&S Expense (O&M)	KR	5000001810	9/28/2012	222.60
52000000	M&S Expense (O&M)	UZ	2000000186	9/28/2012	(940.81)
52000000	M&S Expense (O&M)	UZ	2000000186	9/28/2012	(4,935.33)
52000000	M&S Expense (O&M)	UZ	2000000186	9/28/2012	(2,500.24)
52000000	M&S Expense (O&M)	UZ	2000000186	9/28/2012	(404.49)
52500000	Misc Expense (O&M)	WE	5000001790	9/28/2012	27,730.17
52500000	Misc Expense (O&M)	WE	5000001791	9/28/2012	568.84
52500000	Misc Expense (O&M)	KR	5000001807	9/28/2012	92.73
52500000	Misc Expense (O&M)	KR	5000001808	9/28/2012	43.87
52500000	Misc Expense (O&M)	KR	5000001808	9/28/2012	18.60
52500000	Misc Expense (O&M)	UZ	2000000184	9/28/2012	(27,730.17)
52546000	Grounds Keeping	KR	5000001774	9/28/2012	53.00
52546000	Grounds Keeping	KR	5000001777	9/28/2012	2,738.33
52571100	Add'l Security Costs	KR	5000001778	9/28/2012	2,828.76
52578000	Trash Removal	KR	5000001782	9/28/2012	255.01
52578000	Trash Removal	KR	5000001782	9/28/2012	63.70
52578000	Trash Removal	KR	5000001782	9/28/2012	2.04
52583000	Water & WW	ZF	5000001761	9/28/2012	0.98
52583000	Water & WW	ZF	5000001762	9/28/2012	0.36
52583000	Water & WW	ZF	5000001763	9/28/2012	0.90
52583000	Water & WW	ZF	5000001764	9/28/2012	4.96
52583000	Water & WW	ZF	5000001765	9/28/2012	5.77
53110000	Contr Svc-Eng	ZF	5000001760	9/28/2012	185.34
53110000	Contr Svc-Eng	KR	5000001803	9/28/2012	6,339.40
53110000	Contr Svc-Eng	UZ	2000000188	9/28/2012	(6,339.40)
53110000	Contr Svc-Eng	UZ	2000000182	9/28/2012	(185.34)
53110000	Contr Svc-Eng	UZ	2000000186	9/28/2012	265.95
53150000	Contr Svc-Other	KR	5000001766	9/28/2012	14,745.13
53150000	Contr Svc-Other	KR	5000001767	9/28/2012	16,773.44
53150000	Contr Svc-Other	WE	5000001768	9/28/2012	5,904.00
53150000	Contr Svc-Other	WE	5000001769	9/28/2012	12,139.00
53150000	Contr Svc-Other	WE	5000001770	9/28/2012	6,733.00
53150000	Contr Svc-Other	WE	5000001771	9/28/2012	174,751.00
53150000	Contr Svc-Other	WE	5000001772	9/28/2012	12,564.00
53150000	Contr Svc-Other	KR	5000001775	9/28/2012	319.06
53150000	Contr Svc-Other	KR	5000001780	9/28/2012	2,121.06
53150000	Contr Svc-Other	KR	5000001780	9/28/2012	1,170.24
53150000	Contr Svc-Other	KR	5000001780	9/28/2012	292.56
53150000	Contr Svc-Other	KR	5000001780	9/28/2012	219.42
53150000	Contr Svc-Other	KR	5000001780	9/28/2012	117.02
53150000	Contr Svc-Other	KR	5000001781	9/28/2012	551.41
53150000	Contr Svc-Other	KR	5000001781	9/28/2012	296.80
53150000	Contr Svc-Other	KR	5000001781	9/28/2012	267.65
53150000	Contr Svc-Other	KR	5000001781	9/28/2012	3,918.93
53150000	Contr Svc-Other	KR	5000001781	9/28/2012	2,323.20
53150000	Contr Svc-Other	KR	5000001781	9/28/2012	1,135.47
53150000	Contr Svc-Other	KR	5000001784	9/28/2012	848.21
53150000	Contr Svc-Other	KR	5000001784	9/28/2012	775.28
53150000	Contr Svc-Other	KR	5000001784	9/28/2012	511.98
53150000	Contr Svc-Other	KR	5000001784	9/28/2012	497.35

Kentucky American Water Company  
Case No. 2012-00520  
Response to PSC DR1, Item 31

Account	Description	Doc Type	Document Number	Posting Date	Amount
53150000	Contr Svc-Other	KR	5000001784	9/28/2012	394.96
53150000	Contr Svc-Other	KR	5000001784	9/28/2012	351.28
53150000	Contr Svc-Other	KR	5000001784	9/28/2012	248.68
53150000	Contr Svc-Other	KR	5000001784	9/28/2012	204.79
53150000	Contr Svc-Other	KR	5000001784	9/28/2012	190.16
53150000	Contr Svc-Other	KR	5000001784	9/28/2012	190.16
53150000	Contr Svc-Other	KR	5000001784	9/28/2012	190.16
53150000	Contr Svc-Other	KR	5000001784	9/28/2012	146.28
53150000	Contr Svc-Other	KR	5000001784	9/28/2012	131.65
53150000	Contr Svc-Other	KR	5000001784	9/28/2012	131.65
53150000	Contr Svc-Other	KR	5000001784	9/28/2012	117.02
53150000	Contr Svc-Other	KR	5000001784	9/28/2012	117.02
53150000	Contr Svc-Other	KR	5000001784	9/28/2012	102.40
53150000	Contr Svc-Other	KR	5000001784	9/28/2012	102.40
53150000	Contr Svc-Other	KR	5000001784	9/28/2012	87.77
53150000	Contr Svc-Other	KR	5000001784	9/28/2012	73.14
53150000	Contr Svc-Other	KR	5000001784	9/28/2012	58.51
53150000	Contr Svc-Other	KR	5000001784	9/28/2012	58.51
53150000	Contr Svc-Other	KR	5000001784	9/28/2012	58.51
53150000	Contr Svc-Other	KR	5000001784	9/28/2012	43.88
53150000	Contr Svc-Other	KR	5000001784	9/28/2012	43.88
53150000	Contr Svc-Other	KR	5000001784	9/28/2012	43.88
53150000	Contr Svc-Other	KR	5000001784	9/28/2012	29.26
53150000	Contr Svc-Other	KR	5000001784	9/28/2012	29.26
53150000	Contr Svc-Other	KR	5000001785	9/28/2012	833.80
53150000	Contr Svc-Other	KR	5000001785	9/28/2012	746.03
53150000	Contr Svc-Other	KR	5000001785	9/28/2012	526.61
53150000	Contr Svc-Other	KR	5000001785	9/28/2012	307.19
53150000	Contr Svc-Other	KR	5000001785	9/28/2012	234.05
53150000	Contr Svc-Other	KR	5000001785	9/28/2012	58.51
53150000	Contr Svc-Other	KR	5000001785	9/28/2012	5,295.34
53150000	Contr Svc-Other	KR	5000001785	9/28/2012	3,598.49
53150000	Contr Svc-Other	KR	5000001786	9/28/2012	885.10
53150000	Contr Svc-Other	KR	5000001786	9/28/2012	885.10
53150000	Contr Svc-Other	KR	5000001786	9/28/2012	885.10
53150000	Contr Svc-Other	KR	5000001786	9/28/2012	885.10
53150000	Contr Svc-Other	KR	5000001787	9/28/2012	649.50
53150000	Contr Svc-Other	KR	5000001787	9/28/2012	649.52
53150000	Contr Svc-Other	KR	5000001787	9/28/2012	649.52
53150000	Contr Svc-Other	KR	5000001787	9/28/2012	649.52
53150000	Contr Svc-Other	KR	5000001787	9/28/2012	649.50
53150000	Contr Svc-Other	WE	5000001788	9/28/2012	8,436.54
53150000	Contr Svc-Other	WE	5000001789	9/28/2012	22,556.93
53150000	Contr Svc-Other	WE	5000001792	9/28/2012	8,690.00
53150000	Contr Svc-Other	WE	5000001793	9/28/2012	15,335.00
53150000	Contr Svc-Other	WE	5000001798	9/28/2012	16,005.00
53150000	Contr Svc-Other	WE	5000001802	9/28/2012	17,000.00
53150000	Contr Svc-Other	UZ	2000000184	9/28/2012	(8,690.00)
53150000	Contr Svc-Other	UZ	2000000188	9/28/2012	(16,005.00)
53150000	Contr Svc-Other	UZ	2000000188	9/28/2012	(17,000.00)
53150000	Contr Svc-Other	UZ	2000000184	9/28/2012	(8,436.54)
53150000	Contr Svc-Other	UZ	2000000184	9/28/2012	(22,556.93)
53150000	Contr Svc-Other	UZ	2000000184	9/28/2012	(15,335.00)
53150000	Contr Svc-Other	UZ	2000000184	9/28/2012	(5,627.81)
53150000	Contr Svc-Other	UZ	2000000184	9/28/2012	(3,715.51)
53150000	Contr Svc-Other	UZ	2000000184	9/28/2012	(526.61)
53150000	Contr Svc-Other	UZ	2000000184	9/28/2012	(2,807.24)
53150000	Contr Svc-Other	UZ	2000000184	9/28/2012	(746.03)
53150000	Contr Svc-Other	UZ	2000000184	9/28/2012	(3,660.22)
53150000	Contr Svc-Other	UZ	2000000184	9/28/2012	(1,385.21)
53150000	Contr Svc-Other	UZ	2000000184	9/28/2012	(3,299.09)
53150000	Contr Svc-Other	UZ	2000000182	9/28/2012	(31,518.57)
53150000	Contr Svc-Other	UZ	2000000184	9/28/2012	(212,091.00)
54110000	Rents-Real Prop	KR	5000001783	9/28/2012	375.00
55000000	Transportation (O&M)	KG	5000001809	9/28/2012	(21.58)
55000000	Transportation (O&M)	KG	5000001809	9/28/2012	(11.82)
55000000	Transportation (O&M)	KG	5000001809	9/28/2012	(10.49)
57010000	Uncoll Accts Exp	ZA	9400000594	9/28/2012	(185.64)
62520700	Misc Main Pvg/Bckfil	WE	5000001794	9/28/2012	192.00
62520700	Misc Main Pvg/Bckfil	UZ	2000000184	9/28/2012	(192.00)
88107000	CAP Move-CWIP	UZ	2000000185	9/28/2012	8,690.00
88107000	CAP Move-CWIP	UZ	2000000187	9/28/2012	940.81
88107000	CAP Move-CWIP	UZ	2000000187	9/28/2012	4,935.33
88107000	CAP Move-CWIP	UZ	2000000189	9/28/2012	16,005.00
88107000	CAP Move-CWIP	UZ	2000000187	9/28/2012	2,475.24

Kentucky American Water Company  
Case No. 2012-00520  
Response to PSC DR1, Item 31

Account	Description	Doc Type	Document Number	Posting Date	Amount
88107000	CAP Move-CWIP	UZ	2000000189	9/28/2012	16,830.00
88107000	CAP Move-CWIP	UZ	2000000185	9/28/2012	8,436.54
88107000	CAP Move-CWIP	UZ	2000000185	9/28/2012	22,556.93
88107000	CAP Move-CWIP	UZ	2000000185	9/28/2012	15,335.00
88107000	CAP Move-CWIP	UZ	2000000189	9/28/2012	6,339.40
88107000	CAP Move-CWIP	UZ	2000000185	9/28/2012	5,627.81
88107000	CAP Move-CWIP	UZ	2000000185	9/28/2012	3,715.51
88107000	CAP Move-CWIP	UZ	2000000185	9/28/2012	526.61
88107000	CAP Move-CWIP	UZ	2000000185	9/28/2012	1,936.99
88107000	CAP Move-CWIP	UZ	2000000185	9/28/2012	514.76
88107000	CAP Move-CWIP	UZ	2000000187	9/28/2012	404.49
88107000	CAP Move-CWIP	UZ	2000000185	9/28/2012	2,525.55
88107000	CAP Move-CWIP	UZ	2000000185	9/28/2012	955.79
88107000	CAP Move-CWIP	UZ	2000000185	9/28/2012	2,870.21
88107000	CAP Move-CWIP	UZ	2000000185	9/28/2012	167.04
88107000	CAP Move-CWIP	UZ	2000000183	9/28/2012	27,421.15
88107000	CAP Move-CWIP	UZ	2000000185	9/28/2012	212,091.00
88107000	CAP Move-CWIP	UZ	2000000183	9/28/2012	185.34
88107000	CAP Move-CWIP	UZ	2000000187	9/28/2012	(265.95)
88107000	CAP Move-CWIP	UZ	2000000185	9/28/2012	24,957.15
88257100	CAP Move-RWIP	UZ	2000000187	9/28/2012	25.00
88257100	CAP Move-RWIP	UZ	2000000189	9/28/2012	170.00
88257100	CAP Move-RWIP	UZ	2000000185	9/28/2012	870.25
88257100	CAP Move-RWIP	UZ	2000000185	9/28/2012	231.27
88257100	CAP Move-RWIP	UZ	2000000185	9/28/2012	1,134.67
88257100	CAP Move-RWIP	UZ	2000000185	9/28/2012	429.42
88257100	CAP Move-RWIP	UZ	2000000185	9/28/2012	428.88
88257100	CAP Move-RWIP	UZ	2000000185	9/28/2012	24.96
88257100	CAP Move-RWIP	UZ	2000000183	9/28/2012	4,097.42
88257100	CAP Move-RWIP	UZ	2000000185	9/28/2012	2,773.02
88900000	CAP Move-Settlement	UZ	2000000185	9/28/2012	(8,690.00)
88900000	CAP Move-Settlement	UZ	2000000187	9/28/2012	(940.81)
88900000	CAP Move-Settlement	UZ	2000000187	9/28/2012	(4,935.33)
88900000	CAP Move-Settlement	UZ	2000000189	9/28/2012	(16,005.00)
88900000	CAP Move-Settlement	UZ	2000000187	9/28/2012	(2,500.24)
88900000	CAP Move-Settlement	UZ	2000000189	9/28/2012	(17,000.00)
88900000	CAP Move-Settlement	UZ	2000000185	9/28/2012	(8,436.54)
88900000	CAP Move-Settlement	UZ	2000000185	9/28/2012	(22,556.93)
88900000	CAP Move-Settlement	UZ	2000000185	9/28/2012	(15,335.00)
88900000	CAP Move-Settlement	UZ	2000000189	9/28/2012	(6,339.40)
88900000	CAP Move-Settlement	UZ	2000000185	9/28/2012	(5,627.81)
88900000	CAP Move-Settlement	UZ	2000000185	9/28/2012	(3,715.51)
88900000	CAP Move-Settlement	UZ	2000000185	9/28/2012	(526.61)
88900000	CAP Move-Settlement	UZ	2000000185	9/28/2012	(2,807.24)
88900000	CAP Move-Settlement	UZ	2000000185	9/28/2012	(746.03)
88900000	CAP Move-Settlement	UZ	2000000187	9/28/2012	(404.49)
88900000	CAP Move-Settlement	UZ	2000000185	9/28/2012	(3,660.22)
88900000	CAP Move-Settlement	UZ	2000000185	9/28/2012	(1,385.21)
88900000	CAP Move-Settlement	UZ	2000000185	9/28/2012	(3,299.09)
88900000	CAP Move-Settlement	UZ	2000000185	9/28/2012	(192.00)
88900000	CAP Move-Settlement	UZ	2000000183	9/28/2012	(31,518.57)
88900000	CAP Move-Settlement	UZ	2000000185	9/28/2012	(212,091.00)
88900000	CAP Move-Settlement	UZ	2000000183	9/28/2012	(185.34)
88900000	CAP Move-Settlement	UZ	2000000187	9/28/2012	265.95
88900000	CAP Move-Settlement	UZ	2000000185	9/28/2012	(27,730.17)
40112000	Res Sales Unbilled	ZK	4500000001	9/30/2012	(2,700,808.82)
40122000	Com Sales Unbilled	ZK	4500000001	9/30/2012	(1,248,876.59)
40132000	Ind Sales Unbilled	ZK	4500000001	9/30/2012	(117,005.61)
40152000	Publ Auth Unbilled	ZK	4500000001	9/30/2012	(471,164.14)
40161050	SlS/Rsle Billed I/C	SA	100001151	9/30/2012	(978.54)
40161050	SlS/Rsle Billed I/C	SA	100001151	9/30/2012	(1,226.82)
40162000	SalesforRsle Unbilld	ZK	4500000001	9/30/2012	(123,861.74)
40189900	Other Water Revenue	SA	100001234	9/30/2012	640.00
40310250	OthRev-Rent I/C	SA	100001174	9/30/2012	(27,129.22)
40310300	OthRev-CFO	SA	100001155	9/30/2012	73,576.52
40310300	OthRev-CFO	SA	100001155	9/30/2012	27,356.31
40310300	OthRev-CFO	SA	100001155	9/30/2012	36,287.86
40310300	OthRev-CFO	SV	100001200	9/30/2012	(84,411.44)
40310300	OthRev-CFO	SV	100001200	9/30/2012	(31,717.55)
40310300	OthRev-CFO	SV	100001200	9/30/2012	(41,309.63)
40310400	OthRev-NSF Ck Chrg	SA	100001234	9/30/2012	200.00
40310600	OthRev-Usage Data	SA	100001167	9/30/2012	(100.00)
40310600	OthRev-Usage Data	SA	100001167	9/30/2012	(200.00)
40310600	OthRev-Usage Data	SA	100001234	9/30/2012	1,435.00
40319900	OthRev-Misc Svc	SA	100001148	9/30/2012	73,922.00
40319900	OthRev-Misc Svc	SA	100001148	9/30/2012	8,987.00
40319900	OthRev-Misc Svc	SA	100001167	9/30/2012	(1,390.00)

Kentucky American Water Company  
Case No. 2012-00520  
Response to PSC DR1, Item 31

Account	Description	Doc Type	Document Number	Posting Date	Amount
40319900	OthRev-Misc Svc	SA	100001234	9/30/2012	(2,275.00)
50100000	Labor Expense	CF	9300001410	9/30/2012	(63.10)
50100000	Labor Expense	CF	9300001410	9/30/2012	63.10
50100000	Labor Expense	CF	9300001411	9/30/2012	(76.32)
50100000	Labor Expense	CF	9300001411	9/30/2012	76.32
50100000	Labor Expense	CF	9300001414	9/30/2012	797.53
50100000	Labor Expense	CF	9300001414	9/30/2012	(797.53)
50100000	Labor Expense	CF	9300001415	9/30/2012	310.42
50100000	Labor Expense	CF	9300001415	9/30/2012	(310.42)
50100000	Labor Expense	CF	9300001419	9/30/2012	(99.16)
50100000	Labor Expense	CF	9300001419	9/30/2012	99.16
50100000	Labor Expense	CF	9300001428	9/30/2012	(2,141.53)
50100000	Labor Expense	CF	9300001428	9/30/2012	2,141.53
50100000	Labor Expense	CF	9300001433	9/30/2012	1,748.00
50100000	Labor Expense	CF	9300001433	9/30/2012	(1,748.00)
50100000	Labor Expense	CF	9300001435	9/30/2012	(988.16)
50100000	Labor Expense	CF	9300001435	9/30/2012	988.16
50100000	Labor Expense	CF	9300001443	9/30/2012	(838.34)
50100000	Labor Expense	CF	9300001443	9/30/2012	838.34
50100000	Labor Expense	CF	9300001446	9/30/2012	1,025.04
50100000	Labor Expense	CF	9300001446	9/30/2012	(1,025.04)
50100000	Labor Expense	CF	9300001453	9/30/2012	87.02
50100000	Labor Expense	CF	9300001453	9/30/2012	(87.02)
50100000	Labor Expense	CF	9300001477	9/30/2012	(1,080.42)
50100000	Labor Expense	CF	9300001477	9/30/2012	1,080.42
50100000	Labor Expense	CF	9300001492	9/30/2012	1,729.55
50100000	Labor Expense	CF	9300001492	9/30/2012	(1,729.55)
50100000	Labor Expense	CF	9300001511	9/30/2012	(7,555.44)
50100000	Labor Expense	CF	9300001511	9/30/2012	7,555.44
50100000	Labor Expense	CF	9300001513	9/30/2012	(86.32)
50100000	Labor Expense	CF	9300001513	9/30/2012	86.32
50100000	Labor Expense	CF	9300001522	9/30/2012	(171.95)
50100000	Labor Expense	CF	9300001522	9/30/2012	171.95
50100000	Labor Expense	CF	9300001523	9/30/2012	(782.03)
50100000	Labor Expense	CF	9300001523	9/30/2012	782.03
50100000	Labor Expense	CF	9300001620	9/30/2012	(2,766.28)
50100000	Labor Expense	CF	9300001620	9/30/2012	2,766.28
50100000	Labor Expense	CF	9300001625	9/30/2012	(9,329.49)
50100000	Labor Expense	CF	9300001625	9/30/2012	9,329.49
50100000	Labor Expense	CF	9300001627	9/30/2012	(2,935.20)
50100000	Labor Expense	CF	9300001627	9/30/2012	2,935.20
50100000	Labor Expense	CF	9300001629	9/30/2012	(2,344.16)
50100000	Labor Expense	CF	9300001629	9/30/2012	2,344.16
50100000	Labor Expense	CF	9300001636	9/30/2012	(2,284.37)
50100000	Labor Expense	CF	9300001636	9/30/2012	2,284.37
50100000	Labor Expense	CF	9300001639	9/30/2012	(3,220.96)
50100000	Labor Expense	CF	9300001639	9/30/2012	3,220.96
50100000	Labor Expense	CF	9300001643	9/30/2012	(648.66)
50100000	Labor Expense	CF	9300001643	9/30/2012	648.66
50100000	Labor Expense	CF	9300001662	9/30/2012	(977.60)
50100000	Labor Expense	CF	9300001662	9/30/2012	977.60
50100000	Labor Expense	CF	9300001673	9/30/2012	(20,006.60)
50100000	Labor Expense	CF	9300001673	9/30/2012	20,006.60
50100000	Labor Expense	CF	9300001693	9/30/2012	(77,421.99)
50100000	Labor Expense	CF	9300001693	9/30/2012	77,421.99
50100000	Labor Expense	CF	9300001695	9/30/2012	(3,453.92)
50100000	Labor Expense	CF	9300001695	9/30/2012	3,453.92
50100000	Labor Expense	CF	9300001703	9/30/2012	(60.08)
50100000	Labor Expense	CF	9300001703	9/30/2012	60.08
50100000	Labor Expense	CF	9300001777	9/30/2012	(5,947.94)
50100000	Labor Expense	CF	9300001777	9/30/2012	5,947.94
50100000	Labor Expense	CS	9300001491	9/30/2012	(43,163.74)
50100000	Labor Expense	CS	9300001672	9/30/2012	(37,994.09)
50100000	Labor Expense	CS	9300001508	9/30/2012	(831.77)
50100000	Labor Expense	CS	9300001690	9/30/2012	(532.32)
50100000	Labor Expense	CS	9300001418	9/30/2012	(6,607.80)
50100000	Labor Expense	CS	9300001619	9/30/2012	(5,764.02)
50100000	Labor Expense	CS	9300001480	9/30/2012	(11,317.69)
50100000	Labor Expense	CS	9300001663	9/30/2012	(8,293.85)
50100000	Labor Expense	CS	9300001442	9/30/2012	(6,539.94)
50100000	Labor Expense	CS	9300001635	9/30/2012	(8,405.44)
50100000	Labor Expense	CS	9300001422	9/30/2012	(192.96)
50100000	Labor Expense	CS	9300001420	9/30/2012	(1,557.63)
50100000	Labor Expense	CS	9300001621	9/30/2012	(64.98)
50100000	Labor Expense	CS	9300001510	9/30/2012	(12,532.50)
50100000	Labor Expense	CS	9300001692	9/30/2012	(13,038.22)
50100000	Labor Expense	CS	9300001445	9/30/2012	(1,488.75)

Kentucky American Water Company  
Case No. 2012-00520  
Response to PSC DR1, Item 31

Account	Description	Doc Type	Document Number	Posting Date	Amount
50100000	Labor Expense	CS	9300001638	9/30/2012	(1,014.37)
50100000	Labor Expense	CS	9300001449	9/30/2012	(1,608.00)
50100000	Labor Expense	CS	9300001640	9/30/2012	(1,286.40)
50100000	Labor Expense	CS	9300001512	9/30/2012	(2,146.81)
50100000	Labor Expense	CS	9300001694	9/30/2012	(2,161.24)
50100000	Labor Expense	CS	9300001502	9/30/2012	(991.08)
50100000	Labor Expense	CS	9300001685	9/30/2012	(558.98)
50100000	Labor Expense	CS	9300001483	9/30/2012	(1,872.08)
50100000	Labor Expense	CS	9300001665	9/30/2012	(1,259.36)
50100000	Labor Expense	CS	9300001461	9/30/2012	(18,901.97)
50100000	Labor Expense	CS	9300001647	9/30/2012	(17,873.88)
50100000	Labor Expense	CS	9300001499	9/30/2012	(115.36)
50100000	Labor Expense	CS	9300001682	9/30/2012	(212.60)
50100000	Labor Expense	CS	9300001468	9/30/2012	(86.48)
50100000	Labor Expense	CS	9300001655	9/30/2012	(492.72)
50100000	Labor Expense	CS	9300001472	9/30/2012	(9,364.88)
50100000	Labor Expense	CS	9300001658	9/30/2012	(9,773.75)
50100000	Labor Expense	CS	9300001493	9/30/2012	(6,449.77)
50100000	Labor Expense	CS	9300001674	9/30/2012	(7,203.12)
50100000	Labor Expense	CS	9300001427	9/30/2012	(12,786.74)
50100000	Labor Expense	CS	9300001624	9/30/2012	(11,120.85)
50100000	Labor Expense	CS	9300001476	9/30/2012	(3,624.13)
50100000	Labor Expense	CS	9300001661	9/30/2012	(3,420.72)
50100000	Labor Expense	CS	9300001434	9/30/2012	(5,104.33)
50100000	Labor Expense	CS	9300001628	9/30/2012	(5,661.32)
50100000	Labor Expense	CS	9300001506	9/30/2012	(778.95)
50100000	Labor Expense	CS	9300001688	9/30/2012	(1,038.60)
50100000	Labor Expense	CS	9300001432	9/30/2012	(2,469.40)
50100000	Labor Expense	CS	9300001626	9/30/2012	(1,944.40)
50100000	Labor Expense	CS	9300001455	9/30/2012	(6,093.36)
50100000	Labor Expense	CS	9300001644	9/30/2012	(5,724.81)
50100000	Labor Expense	CS	9300001495	9/30/2012	(786.24)
50100000	Labor Expense	CS	9300001676	9/30/2012	(1,154.79)
50100000	Labor Expense	CS	9300001515	9/30/2012	(1,258.42)
50100000	Labor Expense	CS	9300001696	9/30/2012	(1,278.64)
50100000	Labor Expense	CS	9300001650	9/30/2012	(23.07)
50100000	Labor Expense	CS	9300001678	9/30/2012	(138.42)
50100000	Labor Expense	CS	9300001485	9/30/2012	(3,851.97)
50100000	Labor Expense	CS	9300001667	9/30/2012	(2,273.13)
50100000	Labor Expense	CS	9300001466	9/30/2012	(1,869.04)
50100000	Labor Expense	CS	9300001653	9/30/2012	(812.96)
50100000	Labor Expense	CS	9300001487	9/30/2012	(7,700.14)
50100000	Labor Expense	CS	9300001669	9/30/2012	(8,901.97)
50100000	Labor Expense	CS	9300001497	9/30/2012	(1,198.88)
50100000	Labor Expense	CS	9300001680	9/30/2012	(999.44)
50100000	Labor Expense	CS	9300001517	9/30/2012	(5,935.30)
50100000	Labor Expense	CS	9300001698	9/30/2012	(4,476.03)
50100000	Labor Expense	CS	9300001437	9/30/2012	(109.40)
50100000	Labor Expense	CS	9300001416	9/30/2012	1,107.95
50100001	Labor ExpenseAccrual	CS	9300001491	9/30/2012	52,624.36
50100001	Labor ExpenseAccrual	CS	9300001672	9/30/2012	(47,727.93)
50100001	Labor ExpenseAccrual	CS	9300001508	9/30/2012	880.29
50100001	Labor ExpenseAccrual	CS	9300001690	9/30/2012	(532.32)
50100001	Labor ExpenseAccrual	CS	9300001418	9/30/2012	7,063.30
50100001	Labor ExpenseAccrual	CS	9300001619	9/30/2012	(8,427.77)
50100001	Labor ExpenseAccrual	CS	9300001480	9/30/2012	10,295.94
50100001	Labor ExpenseAccrual	CS	9300001663	9/30/2012	(8,475.97)
50100001	Labor ExpenseAccrual	CS	9300001442	9/30/2012	9,389.65
50100001	Labor ExpenseAccrual	CS	9300001635	9/30/2012	(8,627.48)
50100001	Labor ExpenseAccrual	CS	9300001420	9/30/2012	204.24
50100001	Labor ExpenseAccrual	CS	9300001621	9/30/2012	(64.98)
50100001	Labor ExpenseAccrual	CS	9300001510	9/30/2012	11,279.46
50100001	Labor ExpenseAccrual	CS	9300001692	9/30/2012	(13,552.41)
50100001	Labor ExpenseAccrual	CS	9300001445	9/30/2012	1,866.08
50100001	Labor ExpenseAccrual	CS	9300001638	9/30/2012	(1,014.37)
50100001	Labor ExpenseAccrual	CS	9300001449	9/30/2012	804.00
50100001	Labor ExpenseAccrual	CS	9300001640	9/30/2012	(1,286.40)
50100001	Labor ExpenseAccrual	CS	9300001440	9/30/2012	64.32
50100001	Labor ExpenseAccrual	CS	9300001512	9/30/2012	1,495.88
50100001	Labor ExpenseAccrual	CS	9300001694	9/30/2012	(2,323.17)
50100001	Labor ExpenseAccrual	CS	9300001502	9/30/2012	891.56
50100001	Labor ExpenseAccrual	CS	9300001685	9/30/2012	(558.98)
50100001	Labor ExpenseAccrual	CS	9300001483	9/30/2012	1,845.98
50100001	Labor ExpenseAccrual	CS	9300001665	9/30/2012	(1,319.36)
50100001	Labor ExpenseAccrual	CS	9300001461	9/30/2012	23,128.45
50100001	Labor ExpenseAccrual	CS	9300001647	9/30/2012	(19,795.66)
50100001	Labor ExpenseAccrual	CS	9300001499	9/30/2012	900.55



Kentucky American Water Company  
Case No. 2012-00520  
Response to PSC DR1, Item 31

Account	Description	Doc Type	Document Number	Posting Date	Amount
50100001	Labor ExpenseAccrual	CS	9300001682	9/30/2012	(229.91)
50100001	Labor ExpenseAccrual	CS	9300001468	9/30/2012	268.48
50100001	Labor ExpenseAccrual	CS	9300001655	9/30/2012	(492.72)
50100001	Labor ExpenseAccrual	CS	9300001472	9/30/2012	14,490.59
50100001	Labor ExpenseAccrual	CS	9300001658	9/30/2012	(11,316.80)
50100001	Labor ExpenseAccrual	CS	9300001493	9/30/2012	5,940.62
50100001	Labor ExpenseAccrual	CS	9300001674	9/30/2012	(7,433.43)
50100001	Labor ExpenseAccrual	CS	9300001427	9/30/2012	14,748.48
50100001	Labor ExpenseAccrual	CS	9300001624	9/30/2012	(11,120.85)
50100001	Labor ExpenseAccrual	CS	9300001476	9/30/2012	3,800.80
50100001	Labor ExpenseAccrual	CS	9300001661	9/30/2012	(3,420.72)
50100001	Labor ExpenseAccrual	CS	9300001434	9/30/2012	6,005.94
50100001	Labor ExpenseAccrual	CS	9300001628	9/30/2012	(5,661.32)
50100001	Labor ExpenseAccrual	CS	9300001506	9/30/2012	865.50
50100001	Labor ExpenseAccrual	CS	9300001688	9/30/2012	(1,038.60)
50100001	Labor ExpenseAccrual	CS	9300001432	9/30/2012	2,329.40
50100001	Labor ExpenseAccrual	CS	9300001626	9/30/2012	(1,996.90)
50100001	Labor ExpenseAccrual	CS	9300001504	9/30/2012	84.60
50100001	Labor ExpenseAccrual	CS	9300001455	9/30/2012	6,567.94
50100001	Labor ExpenseAccrual	CS	9300001644	9/30/2012	(6,880.52)
50100001	Labor ExpenseAccrual	CS	9300001495	9/30/2012	835.38
50100001	Labor ExpenseAccrual	CS	9300001676	9/30/2012	(2,403.15)
50100001	Labor ExpenseAccrual	CS	9300001515	9/30/2012	1,080.24
50100001	Labor ExpenseAccrual	CS	9300001696	9/30/2012	(1,610.46)
50100001	Labor ExpenseAccrual	CS	9300001650	9/30/2012	(23.07)
50100001	Labor ExpenseAccrual	CS	9300001678	9/30/2012	(138.42)
50100001	Labor ExpenseAccrual	CS	9300001464	9/30/2012	551.95
50100001	Labor ExpenseAccrual	CS	9300001630	9/30/2012	(276.88)
50100001	Labor ExpenseAccrual	CS	9300001485	9/30/2012	5,841.50
50100001	Labor ExpenseAccrual	CS	9300001667	9/30/2012	(4,781.14)
50100001	Labor ExpenseAccrual	CS	9300001466	9/30/2012	662.44
50100001	Labor ExpenseAccrual	CS	9300001653	9/30/2012	(2,897.66)
50100001	Labor ExpenseAccrual	CS	9300001487	9/30/2012	8,393.64
50100001	Labor ExpenseAccrual	CS	9300001669	9/30/2012	(10,258.09)
50100001	Labor ExpenseAccrual	CS	9300001497	9/30/2012	1,091.84
50100001	Labor ExpenseAccrual	CS	9300001680	9/30/2012	(1,219.91)
50100001	Labor ExpenseAccrual	CS	9300001517	9/30/2012	5,250.06
50100001	Labor ExpenseAccrual	CS	9300001698	9/30/2012	(5,580.24)
50101300	Labor Oper WT	CS	9300001491	9/30/2012	43,163.74
50101300	Labor Oper WT	CS	9300001491	9/30/2012	(52,624.36)
50101300	Labor Oper WT	CS	9300001672	9/30/2012	37,994.09
50101300	Labor Oper WT	CS	9300001672	9/30/2012	47,727.93
50101300	Labor Oper WT	CS	9300001508	9/30/2012	831.77
50101300	Labor Oper WT	CS	9300001508	9/30/2012	(880.29)
50101300	Labor Oper WT	CS	9300001690	9/30/2012	532.32
50101300	Labor Oper WT	CS	9300001690	9/30/2012	532.32
50101300	Labor Oper WT	CS	9300001418	9/30/2012	6,607.80
50101300	Labor Oper WT	CS	9300001418	9/30/2012	(7,063.30)
50101300	Labor Oper WT	CS	9300001619	9/30/2012	5,764.02
50101300	Labor Oper WT	CS	9300001619	9/30/2012	8,427.77
50101305	Labor Oper WT SupEng	CS	9300001480	9/30/2012	11,317.69
50101305	Labor Oper WT SupEng	CS	9300001480	9/30/2012	(10,295.94)
50101305	Labor Oper WT SupEng	CS	9300001663	9/30/2012	8,293.85
50101305	Labor Oper WT SupEng	CS	9300001663	9/30/2012	8,475.97
50101305	Labor Oper WT SupEng	CS	9300001442	9/30/2012	6,539.94
50101305	Labor Oper WT SupEng	CS	9300001442	9/30/2012	(9,389.65)
50101305	Labor Oper WT SupEng	CS	9300001635	9/30/2012	8,405.44
50101305	Labor Oper WT SupEng	CS	9300001635	9/30/2012	8,627.48
50101305	Labor Oper WT SupEng	CS	9300001422	9/30/2012	192.96
50101305	Labor Oper WT SupEng	CS	9300001420	9/30/2012	1,557.63
50101305	Labor Oper WT SupEng	CS	9300001420	9/30/2012	(204.24)
50101305	Labor Oper WT SupEng	CS	9300001621	9/30/2012	64.98
50101305	Labor Oper WT SupEng	CS	9300001621	9/30/2012	64.98
50101400	Labor Oper TD	CS	9300001510	9/30/2012	12,532.50
50101400	Labor Oper TD	CS	9300001510	9/30/2012	(11,279.46)
50101400	Labor Oper TD	CS	9300001692	9/30/2012	13,038.22
50101400	Labor Oper TD	CS	9300001692	9/30/2012	13,552.41
50101400	Labor Oper TD	CS	9300001445	9/30/2012	1,488.75
50101400	Labor Oper TD	CS	9300001445	9/30/2012	(1,866.08)
50101400	Labor Oper TD	CS	9300001638	9/30/2012	1,014.37
50101400	Labor Oper TD	CS	9300001638	9/30/2012	1,014.37
50101405	Labor Oper TD SupEng	CS	9300001449	9/30/2012	1,608.00
50101405	Labor Oper TD SupEng	CS	9300001449	9/30/2012	(804.00)
50101405	Labor Oper TD SupEng	CS	9300001640	9/30/2012	1,286.40
50101405	Labor Oper TD SupEng	CS	9300001640	9/30/2012	1,286.40
50101405	Labor Oper TD SupEng	CS	9300001440	9/30/2012	(64.32)
50101405	Labor Oper TD SupEng	CS	9300001512	9/30/2012	2,146.81

Kentucky American Water Company  
Case No. 2012-00520  
Response to PSC DR1, Item 31

Account	Description	Doc Type	Document Number	Posting Date	Amount
50101405	Labor Oper TD SupEng	CS	9300001512	9/30/2012	(1,495.88)
50101405	Labor Oper TD SupEng	CS	9300001694	9/30/2012	2,161.24
50101405	Labor Oper TD SupEng	CS	9300001694	9/30/2012	2,323.17
50101405	Labor Oper TD SupEng	CS	9300001502	9/30/2012	991.08
50101405	Labor Oper TD SupEng	CS	9300001502	9/30/2012	(891.56)
50101405	Labor Oper TD SupEng	CS	9300001685	9/30/2012	558.98
50101405	Labor Oper TD SupEng	CS	9300001685	9/30/2012	558.98
50101415	Labor Oper TD Lines	CS	9300001483	9/30/2012	1,872.08
50101415	Labor Oper TD Lines	CS	9300001483	9/30/2012	(1,845.98)
50101415	Labor Oper TD Lines	CS	9300001665	9/30/2012	1,259.36
50101415	Labor Oper TD Lines	CS	9300001665	9/30/2012	1,319.36
50101420	Labor Oper TD Meter	CS	9300001461	9/30/2012	18,901.97
50101420	Labor Oper TD Meter	CS	9300001461	9/30/2012	(23,128.45)
50101420	Labor Oper TD Meter	CS	9300001647	9/30/2012	17,873.88
50101420	Labor Oper TD Meter	CS	9300001647	9/30/2012	19,795.66
50101500	Labor Oper CA	CS	9300001499	9/30/2012	115.36
50101500	Labor Oper CA	CS	9300001499	9/30/2012	(900.55)
50101500	Labor Oper CA	CS	9300001682	9/30/2012	212.60
50101500	Labor Oper CA	CS	9300001682	9/30/2012	229.91
50101500	Labor Oper CA	CS	9300001468	9/30/2012	86.48
50101500	Labor Oper CA	CS	9300001468	9/30/2012	(268.48)
50101500	Labor Oper CA	CS	9300001655	9/30/2012	492.72
50101500	Labor Oper CA	CS	9300001655	9/30/2012	492.72
50101510	Labor Oper CA MtrRd	CS	9300001472	9/30/2012	9,364.88
50101510	Labor Oper CA MtrRd	CS	9300001472	9/30/2012	(14,490.59)
50101510	Labor Oper CA MtrRd	CS	9300001658	9/30/2012	9,773.75
50101510	Labor Oper CA MtrRd	CS	9300001658	9/30/2012	11,316.80
50101520	Labor Oper CA CstSrv	CS	9300001493	9/30/2012	6,449.77
50101520	Labor Oper CA CstSrv	CS	9300001493	9/30/2012	(5,940.62)
50101520	Labor Oper CA CstSrv	CS	9300001674	9/30/2012	7,203.12
50101520	Labor Oper CA CstSrv	CS	9300001674	9/30/2012	7,433.43
50101600	Labor Oper AG	CS	9300001427	9/30/2012	12,786.74
50101600	Labor Oper AG	CS	9300001427	9/30/2012	(14,748.48)
50101600	Labor Oper AG	CS	9300001624	9/30/2012	11,120.85
50101600	Labor Oper AG	CS	9300001624	9/30/2012	11,120.85
50101600	Labor Oper AG	CS	9300001476	9/30/2012	3,624.13
50101600	Labor Oper AG	CS	9300001476	9/30/2012	(3,800.80)
50101600	Labor Oper AG	CS	9300001661	9/30/2012	3,420.72
50101600	Labor Oper AG	CS	9300001661	9/30/2012	3,420.72
50101600	Labor Oper AG	CS	9300001434	9/30/2012	5,104.33
50101600	Labor Oper AG	CS	9300001434	9/30/2012	(6,005.94)
50101600	Labor Oper AG	CS	9300001628	9/30/2012	5,661.32
50101600	Labor Oper AG	CS	9300001628	9/30/2012	5,661.32
50101600	Labor Oper AG	CS	9300001506	9/30/2012	778.95
50101600	Labor Oper AG	CS	9300001506	9/30/2012	(865.50)
50101600	Labor Oper AG	CS	9300001688	9/30/2012	1,038.60
50101600	Labor Oper AG	CS	9300001688	9/30/2012	1,038.60
50101600	Labor Oper AG	CS	9300001432	9/30/2012	2,469.40
50101600	Labor Oper AG	CS	9300001432	9/30/2012	(2,329.40)
50101600	Labor Oper AG	CS	9300001626	9/30/2012	1,944.40
50101600	Labor Oper AG	CS	9300001626	9/30/2012	1,996.90
50102125	Labor Mnt SS Wells	CS	9300001504	9/30/2012	(84.60)
50102300	Labor Maint WT	CS	9300001455	9/30/2012	6,093.36
50102300	Labor Maint WT	CS	9300001455	9/30/2012	(6,567.94)
50102300	Labor Maint WT	CS	9300001644	9/30/2012	5,724.81
50102300	Labor Maint WT	CS	9300001644	9/30/2012	6,880.52
50102400	Labor Maint TD	CS	9300001495	9/30/2012	786.24
50102400	Labor Maint TD	CS	9300001495	9/30/2012	(835.38)
50102400	Labor Maint TD	CS	9300001676	9/30/2012	1,154.79
50102400	Labor Maint TD	CS	9300001676	9/30/2012	2,403.15
50102400	Labor Maint TD	CS	9300001515	9/30/2012	1,258.42
50102400	Labor Maint TD	CS	9300001515	9/30/2012	(1,080.24)
50102400	Labor Maint TD	CS	9300001696	9/30/2012	1,278.64
50102400	Labor Maint TD	CS	9300001696	9/30/2012	1,610.46
50102410	Labor Mnt TD Str&Imp	CS	9300001650	9/30/2012	23.07
50102410	Labor Mnt TD Str&Imp	CS	9300001650	9/30/2012	23.07
50102410	Labor Mnt TD Str&Imp	CS	9300001678	9/30/2012	138.42
50102410	Labor Mnt TD Str&Imp	CS	9300001678	9/30/2012	138.42
50102415	Labor Mnt TD DistRes	CS	9300001464	9/30/2012	(551.95)
50102420	Labor Mnt TD Mains	CS	9300001630	9/30/2012	276.88
50102420	Labor Mnt TD Mains	CS	9300001485	9/30/2012	3,851.97
50102420	Labor Mnt TD Mains	CS	9300001485	9/30/2012	(5,841.50)
50102420	Labor Mnt TD Mains	CS	9300001667	9/30/2012	2,273.13
50102420	Labor Mnt TD Mains	CS	9300001667	9/30/2012	4,781.14
50102420	Labor Mnt TD Mains	CS	9300001466	9/30/2012	1,869.04
50102420	Labor Mnt TD Mains	CS	9300001466	9/30/2012	(662.44)
50102420	Labor Mnt TD Mains	CS	9300001653	9/30/2012	812.96

Kentucky American Water Company  
Case No. 2012-00520  
Response to PSC DR1, Item 31

Account	Description	Doc Type	Document Number	Posting Date	Amount
50102420	Labor Mnt TD Mains	CS	9300001653	9/30/2012	2,897.66
50102430	Labor Mnt TD Service	CS	9300001487	9/30/2012	7,700.14
50102430	Labor Mnt TD Service	CS	9300001487	9/30/2012	(8,393.64)
50102430	Labor Mnt TD Service	CS	9300001669	9/30/2012	8,901.97
50102430	Labor Mnt TD Service	CS	9300001669	9/30/2012	10,258.09
50102430	Labor Mnt TD Service	CS	9300001497	9/30/2012	1,198.88
50102430	Labor Mnt TD Service	CS	9300001497	9/30/2012	(1,091.84)
50102430	Labor Mnt TD Service	CS	9300001680	9/30/2012	999.44
50102430	Labor Mnt TD Service	CS	9300001680	9/30/2012	1,219.91
50102440	Labor Mnt TD Hydrant	CS	9300001517	9/30/2012	5,935.30
50102440	Labor Mnt TD Hydrant	CS	9300001517	9/30/2012	(5,250.06)
50102440	Labor Mnt TD Hydrant	CS	9300001698	9/30/2012	4,476.03
50102440	Labor Mnt TD Hydrant	CS	9300001698	9/30/2012	5,580.24
50102440	Labor Mnt TD Hydrant	CS	9300001437	9/30/2012	109.40
50109900	Labor Cap Credits	UT	9300001417	9/30/2012	1,363.21
50109900	Labor Cap Credits	UT	9300001617	9/30/2012	(22,416.11)
50109900	Labor Cap Credits	UT	9300001724	9/30/2012	(60.08)
50110000	Labor NS OT -Natural	CS	9300001491	9/30/2012	(8,448.33)
50110000	Labor NS OT -Natural	CS	9300001672	9/30/2012	(6,181.28)
50110000	Labor NS OT -Natural	CS	9300001418	9/30/2012	(1,199.37)
50110000	Labor NS OT -Natural	CS	9300001619	9/30/2012	(1,866.15)
50110000	Labor NS OT -Natural	CS	9300001480	9/30/2012	(202.35)
50110000	Labor NS OT -Natural	CS	9300001663	9/30/2012	(182.12)
50110000	Labor NS OT -Natural	CS	9300001442	9/30/2012	(161.48)
50110000	Labor NS OT -Natural	CS	9300001635	9/30/2012	(222.04)
50110000	Labor NS OT -Natural	CS	9300001510	9/30/2012	(1,298.18)
50110000	Labor NS OT -Natural	CS	9300001692	9/30/2012	(514.19)
50110000	Labor NS OT -Natural	CS	9300001512	9/30/2012	(37.19)
50110000	Labor NS OT -Natural	CS	9300001694	9/30/2012	(161.93)
50110000	Labor NS OT -Natural	CS	9300001483	9/30/2012	(157.29)
50110000	Labor NS OT -Natural	CS	9300001665	9/30/2012	(60.00)
50110000	Labor NS OT -Natural	CS	9300001461	9/30/2012	(2,157.47)
50110000	Labor NS OT -Natural	CS	9300001647	9/30/2012	(1,921.78)
50110000	Labor NS OT -Natural	CS	9300001682	9/30/2012	(17.31)
50110000	Labor NS OT -Natural	CS	9300001472	9/30/2012	(444.79)
50110000	Labor NS OT -Natural	CS	9300001658	9/30/2012	(1,543.05)
50110000	Labor NS OT -Natural	CS	9300001493	9/30/2012	(176.23)
50110000	Labor NS OT -Natural	CS	9300001674	9/30/2012	(230.31)
50110000	Labor NS OT -Natural	CS	9300001626	9/30/2012	(52.50)
50110000	Labor NS OT -Natural	CS	9300001455	9/30/2012	(600.15)
50110000	Labor NS OT -Natural	CS	9300001644	9/30/2012	(1,155.71)
50110000	Labor NS OT -Natural	CS	9300001676	9/30/2012	(1,248.36)
50110000	Labor NS OT -Natural	CS	9300001515	9/30/2012	(171.12)
50110000	Labor NS OT -Natural	CS	9300001696	9/30/2012	(331.82)
50110000	Labor NS OT -Natural	CS	9300001630	9/30/2012	(276.88)
50110000	Labor NS OT -Natural	CS	9300001485	9/30/2012	(1,649.40)
50110000	Labor NS OT -Natural	CS	9300001667	9/30/2012	(2,508.01)
50110000	Labor NS OT -Natural	CS	9300001466	9/30/2012	(1,409.58)
50110000	Labor NS OT -Natural	CS	9300001653	9/30/2012	(2,084.70)
50110000	Labor NS OT -Natural	CS	9300001487	9/30/2012	(1,090.65)
50110000	Labor NS OT -Natural	CS	9300001669	9/30/2012	(2,313.37)
50110000	Labor NS OT -Natural	CS	9300001497	9/30/2012	(702.81)
50110000	Labor NS OT -Natural	CS	9300001680	9/30/2012	(220.47)
50110000	Labor NS OT -Natural	CS	9300001517	9/30/2012	(1,178.45)
50110000	Labor NS OT -Natural	CS	9300001698	9/30/2012	(1,104.21)
50111300	LaborOper NS OT WT	CS	9300001491	9/30/2012	8,448.33
50111300	LaborOper NS OT WT	CS	9300001672	9/30/2012	6,181.28
50111300	LaborOper NS OT WT	CS	9300001418	9/30/2012	1,199.37
50111300	LaborOper NS OT WT	CS	9300001619	9/30/2012	1,866.15
50111305	LaborOperNS OT WT SE	CS	9300001480	9/30/2012	202.35
50111305	LaborOperNS OT WT SE	CS	9300001663	9/30/2012	182.12
50111305	LaborOperNS OT WT SE	CS	9300001442	9/30/2012	161.48
50111305	LaborOperNS OT WT SE	CS	9300001635	9/30/2012	222.04
50111400	LaborOper NS OT TD	CS	9300001510	9/30/2012	1,298.18
50111400	LaborOper NS OT TD	CS	9300001692	9/30/2012	514.19
50111405	LaborOperNS OT TD SE	CS	9300001512	9/30/2012	37.19
50111405	LaborOperNS OT TD SE	CS	9300001694	9/30/2012	161.93
50111415	LaborOperNS OT TD Ln	CS	9300001483	9/30/2012	157.29
50111415	LaborOperNS OT TD Ln	CS	9300001665	9/30/2012	60.00
50111420	LaborOperNS OT TD Mt	CS	9300001461	9/30/2012	2,157.47
50111420	LaborOperNS OT TD Mt	CS	9300001647	9/30/2012	1,921.78
50111500	LaborOper NS OT CA	CS	9300001682	9/30/2012	17.31
50111510	LaborOperNS OT CA MR	CS	9300001472	9/30/2012	444.79
50111510	LaborOperNS OT CA MR	CS	9300001658	9/30/2012	1,543.05
50111520	LaborOperNS OT CA CS	CS	9300001493	9/30/2012	176.23
50111520	LaborOperNS OT CA CS	CS	9300001674	9/30/2012	230.31
50111600	LaborOper NS OT AG	CS	9300001626	9/30/2012	52.50

Kentucky American Water Company  
Case No. 2012-00520  
Response to PSC DR1, Item 31

Account	Description	Doc Type	Document Number	Posting Date	Amount
50112300	LaborMaint NS OT WT	CS	9300001455	9/30/2012	600.15
50112300	LaborMaint NS OT WT	CS	9300001644	9/30/2012	1,155.71
50112400	LaborMaint NS OT TD	CS	9300001676	9/30/2012	1,248.36
50112400	LaborMaint NS OT TD	CS	9300001515	9/30/2012	171.12
50112400	LaborMaint NS OT TD	CS	9300001696	9/30/2012	331.82
50112420	LaborMaintNSOT TD Mn	CS	9300001630	9/30/2012	276.88
50112420	LaborMaintNSOT TD Mn	CS	9300001485	9/30/2012	1,649.40
50112420	LaborMaintNSOT TD Mn	CS	9300001667	9/30/2012	2,508.01
50112420	LaborMaintNSOT TD Mn	CS	9300001466	9/30/2012	1,409.58
50112420	LaborMaintNSOT TD Mn	CS	9300001653	9/30/2012	2,084.70
50112430	LaborMaintNSOT TD Sv	CS	9300001487	9/30/2012	1,090.65
50112430	LaborMaintNSOT TD Sv	CS	9300001669	9/30/2012	2,313.37
50112430	LaborMaintNSOT TD Sv	CS	9300001497	9/30/2012	702.81
50112430	LaborMaintNSOT TD Sv	CS	9300001680	9/30/2012	220.47
50112440	LaborMaintNSOT TD Hy	CS	9300001517	9/30/2012	1,178.45
50112440	LaborMaintNSOT TD Hy	CS	9300001698	9/30/2012	1,104.21
50119900	LaborNSOT CapCredits	UT	9300001417	9/30/2012	(533.28)
50119900	LaborNSOT CapCredits	UT	9300001617	9/30/2012	(809.23)
50120000	Labor OT - Natural	CS	9300001491	9/30/2012	(4.48)
50120000	Labor OT - Natural	CS	9300001672	9/30/2012	(3,552.56)
50120000	Labor OT - Natural	CS	9300001619	9/30/2012	(797.60)
50121300	LaborOper OT WT	CS	9300001491	9/30/2012	4.48
50121300	LaborOper OT WT	CS	9300001672	9/30/2012	3,552.56
50121300	LaborOper OT WT	CS	9300001619	9/30/2012	797.60
50171000	Annual Incent Plan	CF	9300001412	9/30/2012	(38.84)
50171000	Annual Incent Plan	CF	9300001412	9/30/2012	38.84
50171000	Annual Incent Plan	CF	9300001413	9/30/2012	(15.12)
50171000	Annual Incent Plan	CF	9300001413	9/30/2012	15.12
50171000	Annual Incent Plan	CF	9300001414	9/30/2012	38.84
50171000	Annual Incent Plan	CF	9300001414	9/30/2012	(38.84)
50171000	Annual Incent Plan	CF	9300001415	9/30/2012	15.12
50171000	Annual Incent Plan	CF	9300001415	9/30/2012	(15.12)
50171000	Annual Incent Plan	CF	9300001526	9/30/2012	808.50
50171000	Annual Incent Plan	CF	9300001526	9/30/2012	(808.50)
50171000	Annual Incent Plan	CF	9300001527	9/30/2012	49.49
50171000	Annual Incent Plan	CF	9300001527	9/30/2012	(49.49)
50171000	Annual Incent Plan	CF	9300001528	9/30/2012	4,604.02
50171000	Annual Incent Plan	CF	9300001528	9/30/2012	(4,604.02)
50171000	Annual Incent Plan	CF	9300001529	9/30/2012	72.24
50171000	Annual Incent Plan	CF	9300001529	9/30/2012	(72.24)
50171000	Annual Incent Plan	CF	9300001530	9/30/2012	9.40
50171000	Annual Incent Plan	CF	9300001530	9/30/2012	(9.40)
50171000	Annual Incent Plan	CF	9300001531	9/30/2012	842.80
50171000	Annual Incent Plan	CF	9300001531	9/30/2012	(842.80)
50171000	Annual Incent Plan	CF	9300001532	9/30/2012	866.45
50171000	Annual Incent Plan	CF	9300001532	9/30/2012	(866.45)
50171000	Annual Incent Plan	CF	9300001533	9/30/2012	187.36
50171000	Annual Incent Plan	CF	9300001533	9/30/2012	(187.36)
50171000	Annual Incent Plan	CF	9300001534	9/30/2012	5,494.39
50171000	Annual Incent Plan	CF	9300001534	9/30/2012	(5,494.39)
50171000	Annual Incent Plan	CF	9300001535	9/30/2012	59.29
50171000	Annual Incent Plan	CF	9300001535	9/30/2012	(59.29)
50171000	Annual Incent Plan	CF	9300001536	9/30/2012	422.50
50171000	Annual Incent Plan	CF	9300001536	9/30/2012	(422.50)
50171000	Annual Incent Plan	CF	9300001537	9/30/2012	(3.13)
50171000	Annual Incent Plan	CF	9300001537	9/30/2012	3.13
50171000	Annual Incent Plan	CF	9300001538	9/30/2012	164.45
50171000	Annual Incent Plan	CF	9300001538	9/30/2012	(164.45)
50171000	Annual Incent Plan	CF	9300001539	9/30/2012	126.85
50171000	Annual Incent Plan	CF	9300001539	9/30/2012	(126.85)
50171000	Annual Incent Plan	CF	9300001540	9/30/2012	1,628.68
50171000	Annual Incent Plan	CF	9300001540	9/30/2012	(1,628.68)
50171000	Annual Incent Plan	CF	9300001541	9/30/2012	39.13
50171000	Annual Incent Plan	CF	9300001541	9/30/2012	(39.13)
50171000	Annual Incent Plan	CF	9300001542	9/30/2012	(16.69)
50171000	Annual Incent Plan	CF	9300001542	9/30/2012	16.69
50171000	Annual Incent Plan	CF	9300001543	9/30/2012	777.49
50171000	Annual Incent Plan	CF	9300001543	9/30/2012	(777.49)
50171000	Annual Incent Plan	CF	9300001544	9/30/2012	737.60
50171000	Annual Incent Plan	CF	9300001544	9/30/2012	(737.60)
50171000	Annual Incent Plan	CF	9300001545	9/30/2012	256.58
50171000	Annual Incent Plan	CF	9300001545	9/30/2012	(256.58)
50171000	Annual Incent Plan	CF	9300001546	9/30/2012	96.94
50171000	Annual Incent Plan	CF	9300001546	9/30/2012	(96.94)
50171000	Annual Incent Plan	CF	9300001547	9/30/2012	669.79
50171000	Annual Incent Plan	CF	9300001547	9/30/2012	(669.79)
50171000	Annual Incent Plan	CF	9300001548	9/30/2012	424.80

Kentucky American Water Company  
Case No. 2012-00520  
Response to PSC DR1, Item 31

Account	Description	Doc Type	Document Number	Posting Date	Amount
50171000	Annual Incent Plan	CF	9300001548	9/30/2012	(424.80)
50171000	Annual Incent Plan	CF	9300001549	9/30/2012	27.35
50171000	Annual Incent Plan	CF	9300001549	9/30/2012	(27.35)
50171000	Annual Incent Plan	CF	9300001550	9/30/2012	1,546.27
50171000	Annual Incent Plan	CF	9300001550	9/30/2012	(1,546.27)
50171000	Annual Incent Plan	CF	9300001551	9/30/2012	(4.12)
50171000	Annual Incent Plan	CF	9300001551	9/30/2012	4.12
50171000	Annual Incent Plan	CF	9300001552	9/30/2012	590.77
50171000	Annual Incent Plan	CF	9300001552	9/30/2012	(590.77)
50171000	Annual Incent Plan	CF	9300001553	9/30/2012	149.38
50171000	Annual Incent Plan	CF	9300001553	9/30/2012	(149.38)
50171000	Annual Incent Plan	CF	9300001554	9/30/2012	170.88
50171000	Annual Incent Plan	CF	9300001554	9/30/2012	(170.88)
50171000	Annual Incent Plan	CF	9300001555	9/30/2012	13.48
50171000	Annual Incent Plan	CF	9300001555	9/30/2012	(13.48)
50171000	Annual Incent Plan	CF	9300001556	9/30/2012	2.25
50171000	Annual Incent Plan	CF	9300001556	9/30/2012	(2.25)
50171000	Annual Incent Plan	CF	9300001557	9/30/2012	(26.88)
50171000	Annual Incent Plan	CF	9300001557	9/30/2012	26.88
50171000	Annual Incent Plan	CF	9300001558	9/30/2012	239.47
50171000	Annual Incent Plan	CF	9300001558	9/30/2012	(239.47)
50171000	Annual Incent Plan	CF	9300001559	9/30/2012	246.65
50171000	Annual Incent Plan	CF	9300001559	9/30/2012	(246.65)
50171000	Annual Incent Plan	CF	9300001560	9/30/2012	13.48
50171000	Annual Incent Plan	CF	9300001560	9/30/2012	(13.48)
50171000	Annual Incent Plan	CF	9300001561	9/30/2012	113.30
50171000	Annual Incent Plan	CF	9300001561	9/30/2012	(113.30)
50171000	Annual Incent Plan	CF	9300001562	9/30/2012	899.32
50171000	Annual Incent Plan	CF	9300001562	9/30/2012	(899.32)
50171000	Annual Incent Plan	CF	9300001563	9/30/2012	5.33
50171000	Annual Incent Plan	CF	9300001563	9/30/2012	(5.33)
50171000	Annual Incent Plan	CF	9300001564	9/30/2012	523.11
50171000	Annual Incent Plan	CF	9300001564	9/30/2012	(523.11)
50171000	Annual Incent Plan	CF	9300001620	9/30/2012	(808.50)
50171000	Annual Incent Plan	CF	9300001620	9/30/2012	808.50
50171000	Annual Incent Plan	CF	9300001622	9/30/2012	(72.24)
50171000	Annual Incent Plan	CF	9300001622	9/30/2012	72.24
50171000	Annual Incent Plan	CF	9300001623	9/30/2012	(9.40)
50171000	Annual Incent Plan	CF	9300001623	9/30/2012	9.40
50171000	Annual Incent Plan	CF	9300001625	9/30/2012	(1,546.27)
50171000	Annual Incent Plan	CF	9300001625	9/30/2012	1,546.27
50171000	Annual Incent Plan	CF	9300001627	9/30/2012	(256.58)
50171000	Annual Incent Plan	CF	9300001627	9/30/2012	256.58
50171000	Annual Incent Plan	CF	9300001629	9/30/2012	(669.79)
50171000	Annual Incent Plan	CF	9300001629	9/30/2012	669.79
50171000	Annual Incent Plan	CF	9300001631	9/30/2012	(13.48)
50171000	Annual Incent Plan	CF	9300001631	9/30/2012	13.48
50171000	Annual Incent Plan	CF	9300001632	9/30/2012	(5.33)
50171000	Annual Incent Plan	CF	9300001632	9/30/2012	5.33
50171000	Annual Incent Plan	CF	9300001634	9/30/2012	3.13
50171000	Annual Incent Plan	CF	9300001634	9/30/2012	(3.13)
50171000	Annual Incent Plan	CF	9300001636	9/30/2012	(842.80)
50171000	Annual Incent Plan	CF	9300001636	9/30/2012	842.80
50171000	Annual Incent Plan	CF	9300001639	9/30/2012	(187.36)
50171000	Annual Incent Plan	CF	9300001639	9/30/2012	187.36
50171000	Annual Incent Plan	CF	9300001641	9/30/2012	(164.45)
50171000	Annual Incent Plan	CF	9300001641	9/30/2012	164.45
50171000	Annual Incent Plan	CF	9300001643	9/30/2012	(27.35)
50171000	Annual Incent Plan	CF	9300001643	9/30/2012	27.35
50171000	Annual Incent Plan	CF	9300001645	9/30/2012	(590.77)
50171000	Annual Incent Plan	CF	9300001645	9/30/2012	590.77
50171000	Annual Incent Plan	CF	9300001648	9/30/2012	(1,628.68)
50171000	Annual Incent Plan	CF	9300001648	9/30/2012	1,628.68
50171000	Annual Incent Plan	CF	9300001651	9/30/2012	(2.25)
50171000	Annual Incent Plan	CF	9300001651	9/30/2012	2.25
50171000	Annual Incent Plan	CF	9300001652	9/30/2012	26.88
50171000	Annual Incent Plan	CF	9300001652	9/30/2012	(26.88)
50171000	Annual Incent Plan	CF	9300001654	9/30/2012	(239.47)
50171000	Annual Incent Plan	CF	9300001654	9/30/2012	239.47
50171000	Annual Incent Plan	CF	9300001656	9/30/2012	(39.13)
50171000	Annual Incent Plan	CF	9300001656	9/30/2012	39.13
50171000	Annual Incent Plan	CF	9300001659	9/30/2012	(777.49)
50171000	Annual Incent Plan	CF	9300001659	9/30/2012	777.49
50171000	Annual Incent Plan	CF	9300001662	9/30/2012	(424.80)
50171000	Annual Incent Plan	CF	9300001662	9/30/2012	424.80
50171000	Annual Incent Plan	CF	9300001664	9/30/2012	(866.45)
50171000	Annual Incent Plan	CF	9300001664	9/30/2012	866.45

Kentucky American Water Company  
Case No. 2012-00520  
Response to PSC DR1, Item 31

Account	Description	Doc Type	Document Number	Posting Date	Amount
50171000	Annual Incent Plan	CF	9300001666	9/30/2012	(126.85)
50171000	Annual Incent Plan	CF	9300001666	9/30/2012	126.85
50171000	Annual Incent Plan	CF	9300001668	9/30/2012	(246.65)
50171000	Annual Incent Plan	CF	9300001668	9/30/2012	246.65
50171000	Annual Incent Plan	CF	9300001670	9/30/2012	(899.32)
50171000	Annual Incent Plan	CF	9300001670	9/30/2012	899.32
50171000	Annual Incent Plan	CF	9300001673	9/30/2012	(4,604.02)
50171000	Annual Incent Plan	CF	9300001673	9/30/2012	4,604.02
50171000	Annual Incent Plan	CF	9300001675	9/30/2012	(737.60)
50171000	Annual Incent Plan	CF	9300001675	9/30/2012	737.60
50171000	Annual Incent Plan	CF	9300001677	9/30/2012	(170.88)
50171000	Annual Incent Plan	CF	9300001677	9/30/2012	170.88
50171000	Annual Incent Plan	CF	9300001679	9/30/2012	(13.48)
50171000	Annual Incent Plan	CF	9300001679	9/30/2012	13.48
50171000	Annual Incent Plan	CF	9300001681	9/30/2012	(113.30)
50171000	Annual Incent Plan	CF	9300001681	9/30/2012	113.30
50171000	Annual Incent Plan	CF	9300001683	9/30/2012	16.69
50171000	Annual Incent Plan	CF	9300001683	9/30/2012	(16.69)
50171000	Annual Incent Plan	CF	9300001686	9/30/2012	(59.29)
50171000	Annual Incent Plan	CF	9300001686	9/30/2012	59.29
50171000	Annual Incent Plan	CF	9300001687	9/30/2012	4.12
50171000	Annual Incent Plan	CF	9300001687	9/30/2012	(4.12)
50171000	Annual Incent Plan	CF	9300001689	9/30/2012	(96.94)
50171000	Annual Incent Plan	CF	9300001689	9/30/2012	96.94
50171000	Annual Incent Plan	CF	9300001691	9/30/2012	(49.49)
50171000	Annual Incent Plan	CF	9300001691	9/30/2012	49.49
50171000	Annual Incent Plan	CF	9300001693	9/30/2012	(5,494.39)
50171000	Annual Incent Plan	CF	9300001693	9/30/2012	5,494.39
50171000	Annual Incent Plan	CF	9300001695	9/30/2012	(422.50)
50171000	Annual Incent Plan	CF	9300001695	9/30/2012	422.50
50171000	Annual Incent Plan	CF	9300001697	9/30/2012	(149.38)
50171000	Annual Incent Plan	CF	9300001697	9/30/2012	149.38
50171000	Annual Incent Plan	CF	9300001699	9/30/2012	(523.11)
50171000	Annual Incent Plan	CF	9300001699	9/30/2012	523.11
50171000	Annual Incent Plan	CF	9300001704	9/30/2012	289.66
50171000	Annual Incent Plan	CF	9300001704	9/30/2012	(289.66)
50171000	Annual Incent Plan	CF	9300001777	9/30/2012	(289.66)
50171000	Annual Incent Plan	CF	9300001777	9/30/2012	289.66
50171000	Annual Incent Plan	CF	9300001821	9/30/2012	38.84
50171000	Annual Incent Plan	CF	9300001821	9/30/2012	(38.84)
50171000	Annual Incent Plan	CF	9300001822	9/30/2012	15.12
50171000	Annual Incent Plan	CF	9300001822	9/30/2012	(15.12)
50171000	Annual Incent Plan	CF	9300001823	9/30/2012	(38.84)
50171000	Annual Incent Plan	CF	9300001823	9/30/2012	38.84
50171000	Annual Incent Plan	CF	9300001824	9/30/2012	(15.12)
50171000	Annual Incent Plan	CF	9300001824	9/30/2012	15.12
50171000	Annual Incent Plan	CF	9300002703	9/30/2012	991.90
50171000	Annual Incent Plan	CF	9300002703	9/30/2012	246.09
50171000	Annual Incent Plan	CF	9300002703	9/30/2012	21.07
50171000	Annual Incent Plan	CF	9300002703	9/30/2012	(1,364.03)
50171000	Annual Incent Plan	CF	9300002703	9/30/2012	(9,185.51)
50171000	Annual Incent Plan	CF	9300002703	9/30/2012	(991.90)
50171000	Annual Incent Plan	CF	9300002703	9/30/2012	(246.09)
50171000	Annual Incent Plan	CF	9300002703	9/30/2012	(21.07)
50171000	Annual Incent Plan	CF	9300002703	9/30/2012	1,364.03
50171000	Annual Incent Plan	CF	9300002703	9/30/2012	9,185.51
50171000	Annual Incent Plan	CF	9300002706	9/30/2012	412.97
50171000	Annual Incent Plan	CF	9300002706	9/30/2012	(412.97)
50171000	Annual Incent Plan	CF	9300002707	9/30/2012	36.90
50171000	Annual Incent Plan	CF	9300002707	9/30/2012	(36.90)
50171000	Annual Incent Plan	CF	9300002708	9/30/2012	4.80
50171000	Annual Incent Plan	CF	9300002708	9/30/2012	(4.80)
50171000	Annual Incent Plan	CF	9300002709	9/30/2012	789.81
50171000	Annual Incent Plan	CF	9300002709	9/30/2012	(789.81)
50171000	Annual Incent Plan	CF	9300002712	9/30/2012	131.06
50171000	Annual Incent Plan	CF	9300002712	9/30/2012	(131.06)
50171000	Annual Incent Plan	CF	9300002713	9/30/2012	342.12
50171000	Annual Incent Plan	CF	9300002713	9/30/2012	(342.12)
50171000	Annual Incent Plan	CF	9300002714	9/30/2012	6.89
50171000	Annual Incent Plan	CF	9300002714	9/30/2012	(6.89)
50171000	Annual Incent Plan	CF	9300002715	9/30/2012	2.72
50171000	Annual Incent Plan	CF	9300002715	9/30/2012	(2.72)
50171000	Annual Incent Plan	CF	9300002717	9/30/2012	(1.60)
50171000	Annual Incent Plan	CF	9300002717	9/30/2012	1.60
50171000	Annual Incent Plan	CF	9300002718	9/30/2012	430.49
50171000	Annual Incent Plan	CF	9300002718	9/30/2012	(430.49)
50171000	Annual Incent Plan	CF	9300002720	9/30/2012	95.70

Kentucky American Water Company  
Case No. 2012-00520  
Response to PSC DR1, Item 31

Account	Description	Doc Type	Document Number	Posting Date	Amount
50171000	Annual Incent Plan	CF	9300002720	9/30/2012	(95.70)
50171000	Annual Incent Plan	CF	9300002724	9/30/2012	84.00
50171000	Annual Incent Plan	CF	9300002724	9/30/2012	(84.00)
50171000	Annual Incent Plan	CF	9300002726	9/30/2012	13.97
50171000	Annual Incent Plan	CF	9300002726	9/30/2012	(13.97)
50171000	Annual Incent Plan	CF	9300002727	9/30/2012	301.75
50171000	Annual Incent Plan	CF	9300002727	9/30/2012	(301.75)
50171000	Annual Incent Plan	CF	9300002729	9/30/2012	831.90
50171000	Annual Incent Plan	CF	9300002729	9/30/2012	(831.90)
50171000	Annual Incent Plan	CF	9300002730	9/30/2012	1.15
50171000	Annual Incent Plan	CF	9300002730	9/30/2012	(1.15)
50171000	Annual Incent Plan	CF	9300002731	9/30/2012	(13.73)
50171000	Annual Incent Plan	CF	9300002731	9/30/2012	13.73
50171000	Annual Incent Plan	CF	9300002732	9/30/2012	122.32
50171000	Annual Incent Plan	CF	9300002732	9/30/2012	(122.32)
50171000	Annual Incent Plan	CF	9300002733	9/30/2012	19.99
50171000	Annual Incent Plan	CF	9300002733	9/30/2012	(19.99)
50171000	Annual Incent Plan	CF	9300002734	9/30/2012	397.13
50171000	Annual Incent Plan	CF	9300002734	9/30/2012	(397.13)
50171000	Annual Incent Plan	CF	9300002736	9/30/2012	216.98
50171000	Annual Incent Plan	CF	9300002736	9/30/2012	(216.98)
50171000	Annual Incent Plan	CF	9300002737	9/30/2012	442.57
50171000	Annual Incent Plan	CF	9300002737	9/30/2012	(442.57)
50171000	Annual Incent Plan	CF	9300002738	9/30/2012	64.79
50171000	Annual Incent Plan	CF	9300002738	9/30/2012	(64.79)
50171000	Annual Incent Plan	CF	9300002739	9/30/2012	125.98
50171000	Annual Incent Plan	CF	9300002739	9/30/2012	(125.98)
50171000	Annual Incent Plan	CF	9300002740	9/30/2012	459.36
50171000	Annual Incent Plan	CF	9300002740	9/30/2012	(459.36)
50171000	Annual Incent Plan	CF	9300002742	9/30/2012	2,351.65
50171000	Annual Incent Plan	CF	9300002742	9/30/2012	(2,351.65)
50171000	Annual Incent Plan	CF	9300002743	9/30/2012	376.75
50171000	Annual Incent Plan	CF	9300002743	9/30/2012	(376.75)
50171000	Annual Incent Plan	CF	9300002744	9/30/2012	87.28
50171000	Annual Incent Plan	CF	9300002744	9/30/2012	(87.28)
50171000	Annual Incent Plan	CF	9300002745	9/30/2012	6.89
50171000	Annual Incent Plan	CF	9300002745	9/30/2012	(6.89)
50171000	Annual Incent Plan	CF	9300002746	9/30/2012	57.87
50171000	Annual Incent Plan	CF	9300002746	9/30/2012	(57.87)
50171000	Annual Incent Plan	CF	9300002747	9/30/2012	(8.52)
50171000	Annual Incent Plan	CF	9300002747	9/30/2012	8.52
50171000	Annual Incent Plan	CF	9300002748	9/30/2012	30.28
50171000	Annual Incent Plan	CF	9300002748	9/30/2012	(30.28)
50171000	Annual Incent Plan	CF	9300002749	9/30/2012	(2.10)
50171000	Annual Incent Plan	CF	9300002749	9/30/2012	2.10
50171000	Annual Incent Plan	CF	9300002750	9/30/2012	49.52
50171000	Annual Incent Plan	CF	9300002750	9/30/2012	(49.52)
50171000	Annual Incent Plan	CF	9300002751	9/30/2012	25.28
50171000	Annual Incent Plan	CF	9300002751	9/30/2012	(25.28)
50171000	Annual Incent Plan	CF	9300002753	9/30/2012	2,954.38
50171000	Annual Incent Plan	CF	9300002753	9/30/2012	(2,954.38)
50171000	Annual Incent Plan	CF	9300002754	9/30/2012	215.81
50171000	Annual Incent Plan	CF	9300002754	9/30/2012	(215.81)
50171000	Annual Incent Plan	CF	9300002755	9/30/2012	76.30
50171000	Annual Incent Plan	CF	9300002755	9/30/2012	(76.30)
50171000	Annual Incent Plan	CF	9300002756	9/30/2012	267.19
50171000	Annual Incent Plan	CF	9300002756	9/30/2012	(267.19)
50171100	AIP Cap Credits	CS	9300001416	9/30/2012	53.96
50171100	AIP Cap Credits	CS	9300001825	9/30/2012	(53.96)
50171600	Comp Exp-Options	SA	1000011150	9/30/2012	2,095.00
50171800	Comp Exp-RSU's	SA	1000011150	9/30/2012	11,526.00
50185000	Severance	CF	9300001779	9/30/2012	(11,914.88)
50185000	Severance	CF	9300001779	9/30/2012	11,914.88
50421000	401k Expense	CF	9300001410	9/30/2012	(1.72)
50421000	401k Expense	CF	9300001410	9/30/2012	1.72
50421000	401k Expense	CF	9300001411	9/30/2012	(0.25)
50421000	401k Expense	CF	9300001411	9/30/2012	0.25
50421000	401k Expense	CF	9300001419	9/30/2012	(23.06)
50421000	401k Expense	CF	9300001419	9/30/2012	23.06
50421000	401k Expense	CF	9300001421	9/30/2012	(32.98)
50421000	401k Expense	CF	9300001421	9/30/2012	32.98
50421000	401k Expense	CF	9300001428	9/30/2012	(4.77)
50421000	401k Expense	CF	9300001428	9/30/2012	4.77
50421000	401k Expense	CF	9300001433	9/30/2012	64.30
50421000	401k Expense	CF	9300001433	9/30/2012	(64.30)
50421000	401k Expense	CF	9300001435	9/30/2012	5.12
50421000	401k Expense	CF	9300001435	9/30/2012	(5.12)

Kentucky American Water Company  
Case No. 2012-00520  
Response to PSC DR1, Item 31

Account	Description	Doc Type	Document Number	Posting Date	Amount
50421000	401k Expense	CF	9300001443	9/30/2012	54.28
50421000	401k Expense	CF	9300001443	9/30/2012	(54.28)
50421000	401k Expense	CF	9300001446	9/30/2012	10.93
50421000	401k Expense	CF	9300001446	9/30/2012	(10.93)
50421000	401k Expense	CF	9300001450	9/30/2012	(32.10)
50421000	401k Expense	CF	9300001450	9/30/2012	32.10
50421000	401k Expense	CF	9300001453	9/30/2012	0.98
50421000	401k Expense	CF	9300001453	9/30/2012	(0.98)
50421000	401k Expense	CF	9300001456	9/30/2012	0.01
50421000	401k Expense	CF	9300001456	9/30/2012	(0.01)
50421000	401k Expense	CF	9300001462	9/30/2012	65.53
50421000	401k Expense	CF	9300001462	9/30/2012	(65.53)
50421000	401k Expense	CF	9300001467	9/30/2012	(22.46)
50421000	401k Expense	CF	9300001467	9/30/2012	22.46
50421000	401k Expense	CF	9300001469	9/30/2012	(2.16)
50421000	401k Expense	CF	9300001469	9/30/2012	2.16
50421000	401k Expense	CF	9300001473	9/30/2012	69.58
50421000	401k Expense	CF	9300001473	9/30/2012	(69.58)
50421000	401k Expense	CF	9300001477	9/30/2012	(22.60)
50421000	401k Expense	CF	9300001477	9/30/2012	22.60
50421000	401k Expense	CF	9300001481	9/30/2012	(15.72)
50421000	401k Expense	CF	9300001481	9/30/2012	15.72
50421000	401k Expense	CF	9300001484	9/30/2012	(0.27)
50421000	401k Expense	CF	9300001484	9/30/2012	0.27
50421000	401k Expense	CF	9300001486	9/30/2012	29.51
50421000	401k Expense	CF	9300001486	9/30/2012	(29.51)
50421000	401k Expense	CF	9300001488	9/30/2012	5.72
50421000	401k Expense	CF	9300001488	9/30/2012	(5.72)
50421000	401k Expense	CF	9300001492	9/30/2012	50.51
50421000	401k Expense	CF	9300001492	9/30/2012	(50.51)
50421000	401k Expense	CF	9300001494	9/30/2012	(45.67)
50421000	401k Expense	CF	9300001494	9/30/2012	45.67
50421000	401k Expense	CF	9300001498	9/30/2012	2.70
50421000	401k Expense	CF	9300001498	9/30/2012	(2.70)
50421000	401k Expense	CF	9300001500	9/30/2012	31.14
50421000	401k Expense	CF	9300001500	9/30/2012	(31.14)
50421000	401k Expense	CF	9300001503	9/30/2012	(10.03)
50421000	401k Expense	CF	9300001503	9/30/2012	10.03
50421000	401k Expense	CF	9300001507	9/30/2012	3.45
50421000	401k Expense	CF	9300001507	9/30/2012	(3.45)
50421000	401k Expense	CF	9300001511	9/30/2012	(64.87)
50421000	401k Expense	CF	9300001511	9/30/2012	64.87
50421000	401k Expense	CF	9300001513	9/30/2012	(23.32)
50421000	401k Expense	CF	9300001513	9/30/2012	23.32
50421000	401k Expense	CF	9300001516	9/30/2012	6.05
50421000	401k Expense	CF	9300001516	9/30/2012	(6.05)
50421000	401k Expense	CF	9300001518	9/30/2012	(58.03)
50421000	401k Expense	CF	9300001518	9/30/2012	58.03
50421000	401k Expense	CF	9300001522	9/30/2012	(4.64)
50421000	401k Expense	CF	9300001522	9/30/2012	4.64
50421000	401k Expense	CF	9300001523	9/30/2012	(13.54)
50421000	401k Expense	CF	9300001523	9/30/2012	13.54
50421000	401k Expense	CF	9300001620	9/30/2012	(244.88)
50421000	401k Expense	CF	9300001620	9/30/2012	244.88
50421000	401k Expense	CF	9300001622	9/30/2012	(5.20)
50421000	401k Expense	CF	9300001622	9/30/2012	5.20
50421000	401k Expense	CF	9300001625	9/30/2012	(860.79)
50421000	401k Expense	CF	9300001625	9/30/2012	860.79
50421000	401k Expense	CF	9300001627	9/30/2012	(192.50)
50421000	401k Expense	CF	9300001627	9/30/2012	192.50
50421000	401k Expense	CF	9300001629	9/30/2012	(328.26)
50421000	401k Expense	CF	9300001629	9/30/2012	328.26
50421000	401k Expense	CF	9300001636	9/30/2012	(527.76)
50421000	401k Expense	CF	9300001636	9/30/2012	527.76
50421000	401k Expense	CF	9300001639	9/30/2012	(57.86)
50421000	401k Expense	CF	9300001639	9/30/2012	57.86
50421000	401k Expense	CF	9300001641	9/30/2012	(102.80)
50421000	401k Expense	CF	9300001641	9/30/2012	102.80
50421000	401k Expense	CF	9300001643	9/30/2012	(18.31)
50421000	401k Expense	CF	9300001643	9/30/2012	18.31
50421000	401k Expense	CF	9300001645	9/30/2012	(167.10)
50421000	401k Expense	CF	9300001645	9/30/2012	167.10
50421000	401k Expense	CF	9300001648	9/30/2012	(764.56)
50421000	401k Expense	CF	9300001648	9/30/2012	764.56
50421000	401k Expense	CF	9300001651	9/30/2012	(1.84)
50421000	401k Expense	CF	9300001651	9/30/2012	1.84
50421000	401k Expense	CF	9300001654	9/30/2012	(36.28)



Kentucky American Water Company  
Case No. 2012-00520  
Response to PSC DR1, Item 31

Account	Description	Doc Type	Document Number	Posting Date	Amount
50421000	401k Expense	CF	9300001654	9/30/2012	36.28
50421000	401k Expense	CF	9300001659	9/30/2012	(118.12)
50421000	401k Expense	CF	9300001659	9/30/2012	118.12
50421000	401k Expense	CF	9300001662	9/30/2012	(59.84)
50421000	401k Expense	CF	9300001662	9/30/2012	59.84
50421000	401k Expense	CF	9300001664	9/30/2012	(599.84)
50421000	401k Expense	CF	9300001664	9/30/2012	599.84
50421000	401k Expense	CF	9300001668	9/30/2012	(217.86)
50421000	401k Expense	CF	9300001668	9/30/2012	217.86
50421000	401k Expense	CF	9300001670	9/30/2012	(507.50)
50421000	401k Expense	CF	9300001670	9/30/2012	507.50
50421000	401k Expense	CF	9300001673	9/30/2012	(1,432.40)
50421000	401k Expense	CF	9300001673	9/30/2012	1,432.40
50421000	401k Expense	CF	9300001675	9/30/2012	(373.58)
50421000	401k Expense	CF	9300001675	9/30/2012	373.58
50421000	401k Expense	CF	9300001679	9/30/2012	(11.08)
50421000	401k Expense	CF	9300001679	9/30/2012	11.08
50421000	401k Expense	CF	9300001681	9/30/2012	(17.82)
50421000	401k Expense	CF	9300001681	9/30/2012	17.82
50421000	401k Expense	CF	9300001683	9/30/2012	(9.68)
50421000	401k Expense	CF	9300001683	9/30/2012	9.68
50421000	401k Expense	CF	9300001686	9/30/2012	(25.76)
50421000	401k Expense	CF	9300001686	9/30/2012	25.76
50421000	401k Expense	CF	9300001689	9/30/2012	(83.14)
50421000	401k Expense	CF	9300001689	9/30/2012	83.14
50421000	401k Expense	CF	9300001691	9/30/2012	(26.58)
50421000	401k Expense	CF	9300001691	9/30/2012	26.58
50421000	401k Expense	CF	9300001693	9/30/2012	(2,019.78)
50421000	401k Expense	CF	9300001693	9/30/2012	2,019.78
50421000	401k Expense	CF	9300001695	9/30/2012	(125.18)
50421000	401k Expense	CF	9300001695	9/30/2012	125.18
50421000	401k Expense	CF	9300001697	9/30/2012	(95.62)
50421000	401k Expense	CF	9300001697	9/30/2012	95.62
50421000	401k Expense	CF	9300001699	9/30/2012	(238.24)
50421000	401k Expense	CF	9300001699	9/30/2012	238.24
50421100	401k Exp Cap Credits	UT	9300001417	9/30/2012	57.21
50421100	401k Exp Cap Credits	UT	9300001617	9/30/2012	(713.04)
50422000	DCP Expense	CF	9300001410	9/30/2012	(0.73)
50422000	DCP Expense	CF	9300001410	9/30/2012	0.73
50422000	DCP Expense	CF	9300001411	9/30/2012	(2.04)
50422000	DCP Expense	CF	9300001411	9/30/2012	2.04
50422000	DCP Expense	CF	9300001419	9/30/2012	(15.30)
50422000	DCP Expense	CF	9300001419	9/30/2012	15.30
50422000	DCP Expense	CF	9300001421	9/30/2012	10.72
50422000	DCP Expense	CF	9300001421	9/30/2012	(10.72)
50422000	DCP Expense	CF	9300001423	9/30/2012	(10.13)
50422000	DCP Expense	CF	9300001423	9/30/2012	10.13
50422000	DCP Expense	CF	9300001428	9/30/2012	(0.72)
50422000	DCP Expense	CF	9300001428	9/30/2012	0.72
50422000	DCP Expense	CF	9300001433	9/30/2012	84.40
50422000	DCP Expense	CF	9300001433	9/30/2012	(84.40)
50422000	DCP Expense	CF	9300001435	9/30/2012	(4.55)
50422000	DCP Expense	CF	9300001435	9/30/2012	4.55
50422000	DCP Expense	CF	9300001438	9/30/2012	(5.74)
50422000	DCP Expense	CF	9300001438	9/30/2012	5.74
50422000	DCP Expense	CF	9300001441	9/30/2012	3.38
50422000	DCP Expense	CF	9300001441	9/30/2012	(3.38)
50422000	DCP Expense	CF	9300001443	9/30/2012	(3.17)
50422000	DCP Expense	CF	9300001443	9/30/2012	3.17
50422000	DCP Expense	CF	9300001446	9/30/2012	57.50
50422000	DCP Expense	CF	9300001446	9/30/2012	(57.50)
50422000	DCP Expense	CF	9300001450	9/30/2012	(42.20)
50422000	DCP Expense	CF	9300001450	9/30/2012	42.20
50422000	DCP Expense	CF	9300001453	9/30/2012	(2.40)
50422000	DCP Expense	CF	9300001453	9/30/2012	2.40
50422000	DCP Expense	CF	9300001456	9/30/2012	(8.37)
50422000	DCP Expense	CF	9300001456	9/30/2012	8.37
50422000	DCP Expense	CF	9300001462	9/30/2012	6.79
50422000	DCP Expense	CF	9300001462	9/30/2012	(6.79)
50422000	DCP Expense	CF	9300001465	9/30/2012	28.98
50422000	DCP Expense	CF	9300001465	9/30/2012	(28.98)
50422000	DCP Expense	CF	9300001467	9/30/2012	(84.00)
50422000	DCP Expense	CF	9300001467	9/30/2012	84.00
50422000	DCP Expense	CF	9300001469	9/30/2012	5.25
50422000	DCP Expense	CF	9300001469	9/30/2012	(5.25)
50422000	DCP Expense	CF	9300001473	9/30/2012	82.69
50422000	DCP Expense	CF	9300001473	9/30/2012	(82.69)

Kentucky American Water Company  
Case No. 2012-00520  
Response to PSC DR1, Item 31

Account	Description	Doc Type	Document Number	Posting Date	Amount
50422000	DCP Expense	CF	9300001481	9/30/2012	(94.70)
50422000	DCP Expense	CF	9300001481	9/30/2012	94.70
50422000	DCP Expense	CF	9300001484	9/30/2012	(16.80)
50422000	DCP Expense	CF	9300001484	9/30/2012	16.80
50422000	DCP Expense	CF	9300001486	9/30/2012	64.02
50422000	DCP Expense	CF	9300001486	9/30/2012	(64.02)
50422000	DCP Expense	CF	9300001488	9/30/2012	11.52
50422000	DCP Expense	CF	9300001488	9/30/2012	(11.52)
50422000	DCP Expense	CF	9300001492	9/30/2012	299.79
50422000	DCP Expense	CF	9300001492	9/30/2012	(299.79)
50422000	DCP Expense	CF	9300001494	9/30/2012	48.80
50422000	DCP Expense	CF	9300001494	9/30/2012	(48.80)
50422000	DCP Expense	CF	9300001498	9/30/2012	(39.90)
50422000	DCP Expense	CF	9300001498	9/30/2012	39.90
50422000	DCP Expense	CF	9300001500	9/30/2012	41.27
50422000	DCP Expense	CF	9300001500	9/30/2012	(41.27)
50422000	DCP Expense	CF	9300001503	9/30/2012	(13.15)
50422000	DCP Expense	CF	9300001503	9/30/2012	13.15
50422000	DCP Expense	CF	9300001505	9/30/2012	4.44
50422000	DCP Expense	CF	9300001505	9/30/2012	(4.44)
50422000	DCP Expense	CF	9300001507	9/30/2012	4.55
50422000	DCP Expense	CF	9300001507	9/30/2012	(4.55)
50422000	DCP Expense	CF	9300001511	9/30/2012	(285.02)
50422000	DCP Expense	CF	9300001511	9/30/2012	285.02
50422000	DCP Expense	CF	9300001513	9/30/2012	(23.76)
50422000	DCP Expense	CF	9300001513	9/30/2012	23.76
50422000	DCP Expense	CF	9300001516	9/30/2012	19.34
50422000	DCP Expense	CF	9300001516	9/30/2012	(19.34)
50422000	DCP Expense	CF	9300001518	9/30/2012	(134.56)
50422000	DCP Expense	CF	9300001518	9/30/2012	134.56
50422000	DCP Expense	CF	9300001522	9/30/2012	(1.82)
50422000	DCP Expense	CF	9300001522	9/30/2012	1.82
50422000	DCP Expense	CF	9300001523	9/30/2012	(21.29)
50422000	DCP Expense	CF	9300001523	9/30/2012	21.29
50422000	DCP Expense	CF	9300001620	9/30/2012	(644.96)
50422000	DCP Expense	CF	9300001620	9/30/2012	644.96
50422000	DCP Expense	CF	9300001622	9/30/2012	(6.82)
50422000	DCP Expense	CF	9300001622	9/30/2012	6.82
50422000	DCP Expense	CF	9300001625	9/30/2012	(200.93)
50422000	DCP Expense	CF	9300001625	9/30/2012	200.93
50422000	DCP Expense	CF	9300001627	9/30/2012	(67.52)
50422000	DCP Expense	CF	9300001627	9/30/2012	67.52
50422000	DCP Expense	CF	9300001629	9/30/2012	(313.36)
50422000	DCP Expense	CF	9300001629	9/30/2012	313.36
50422000	DCP Expense	CF	9300001636	9/30/2012	(206.16)
50422000	DCP Expense	CF	9300001636	9/30/2012	206.16
50422000	DCP Expense	CF	9300001639	9/30/2012	(140.16)
50422000	DCP Expense	CF	9300001639	9/30/2012	140.16
50422000	DCP Expense	CF	9300001641	9/30/2012	(135.12)
50422000	DCP Expense	CF	9300001641	9/30/2012	135.12
50422000	DCP Expense	CF	9300001643	9/30/2012	(17.80)
50422000	DCP Expense	CF	9300001643	9/30/2012	17.80
50422000	DCP Expense	CF	9300001645	9/30/2012	(353.72)
50422000	DCP Expense	CF	9300001645	9/30/2012	353.72
50422000	DCP Expense	CF	9300001651	9/30/2012	(2.42)
50422000	DCP Expense	CF	9300001651	9/30/2012	2.42
50422000	DCP Expense	CF	9300001654	9/30/2012	(158.56)
50422000	DCP Expense	CF	9300001654	9/30/2012	158.56
50422000	DCP Expense	CF	9300001656	9/30/2012	(25.20)
50422000	DCP Expense	CF	9300001656	9/30/2012	25.20
50422000	DCP Expense	CF	9300001659	9/30/2012	(642.18)
50422000	DCP Expense	CF	9300001659	9/30/2012	642.18
50422000	DCP Expense	CF	9300001662	9/30/2012	(284.92)
50422000	DCP Expense	CF	9300001662	9/30/2012	284.92
50422000	DCP Expense	CF	9300001664	9/30/2012	(616.00)
50422000	DCP Expense	CF	9300001664	9/30/2012	616.00
50422000	DCP Expense	CF	9300001666	9/30/2012	(14.70)
50422000	DCP Expense	CF	9300001666	9/30/2012	14.70
50422000	DCP Expense	CF	9300001668	9/30/2012	(358.06)
50422000	DCP Expense	CF	9300001668	9/30/2012	358.06
50422000	DCP Expense	CF	9300001670	9/30/2012	(876.46)
50422000	DCP Expense	CF	9300001670	9/30/2012	876.46
50422000	DCP Expense	CF	9300001673	9/30/2012	(3,158.50)
50422000	DCP Expense	CF	9300001673	9/30/2012	3,158.50
50422000	DCP Expense	CF	9300001675	9/30/2012	(503.02)
50422000	DCP Expense	CF	9300001675	9/30/2012	503.02
50422000	DCP Expense	CF	9300001679	9/30/2012	(14.52)

Kentucky American Water Company  
Case No. 2012-00520  
Response to PSC DR1, Item 31

Account	Description	Doc Type	Document Number	Posting Date	Amount
50422000	DCP Expense	CF	9300001679	9/30/2012	14.52
50422000	DCP Expense	CF	9300001681	9/30/2012	(84.00)
50422000	DCP Expense	CF	9300001681	9/30/2012	84.00
50422000	DCP Expense	CF	9300001683	9/30/2012	(23.58)
50422000	DCP Expense	CF	9300001683	9/30/2012	23.58
50422000	DCP Expense	CF	9300001686	9/30/2012	(33.76)
50422000	DCP Expense	CF	9300001686	9/30/2012	33.76
50422000	DCP Expense	CF	9300001689	9/30/2012	(109.08)
50422000	DCP Expense	CF	9300001689	9/30/2012	109.08
50422000	DCP Expense	CF	9300001693	9/30/2012	(2,869.01)
50422000	DCP Expense	CF	9300001693	9/30/2012	2,869.01
50422000	DCP Expense	CF	9300001695	9/30/2012	(161.04)
50422000	DCP Expense	CF	9300001695	9/30/2012	161.04
50422000	DCP Expense	CF	9300001697	9/30/2012	(137.90)
50422000	DCP Expense	CF	9300001697	9/30/2012	137.90
50422000	DCP Expense	CF	9300001699	9/30/2012	(548.80)
50422000	DCP Expense	CF	9300001699	9/30/2012	548.80
50422000	DCP Expense	CF	9300001703	9/30/2012	(0.92)
50422000	DCP Expense	CF	9300001703	9/30/2012	0.92
50422000	DCP Expense	CF	9300001777	9/30/2012	(91.13)
50422000	DCP Expense	CF	9300001777	9/30/2012	91.13
50422100	DCP Exp Cap Credits	UT	9300001417	9/30/2012	(3.78)
50422100	DCP Exp Cap Credits	UT	9300001617	9/30/2012	(737.10)
50422100	DCP Exp Cap Credits	UT	9300001724	9/30/2012	(0.92)
50423000	ESPP Expense	SA	100001162	9/30/2012	8.99
50423000	ESPP Expense	SA	100001164	9/30/2012	863.58
50423000	ESPP Expense	CF	9300001829	9/30/2012	(872.57)
50423000	ESPP Expense	CF	9300001829	9/30/2012	872.57
50426000	Retiree Medical Exp	SA	100001163	9/30/2012	1,833.26
50450000	Other Welfare	CS	9300001793	9/30/2012	(900.00)
50450016	Other Welfare AG	CS	9300001793	9/30/2012	900.00
50452000	Emp Physical Exams	CF	9300001507	9/30/2012	(8.03)
50452000	Emp Physical Exams	CF	9300001507	9/30/2012	8.03
50452000	Emp Physical Exams	CF	9300001774	9/30/2012	(21.89)
50452000	Emp Physical Exams	CF	9300001774	9/30/2012	21.89
50510000	PBOP Expense	SA	100001124	9/30/2012	70,420.00
50510000	PBOP Expense	SA	100001138	9/30/2012	(3,841.00)
50510000	PBOP Expense	SA	100001176	9/30/2012	(359.60)
50510000	PBOP Expense	CF	9300001412	9/30/2012	(108.54)
50510000	PBOP Expense	CF	9300001412	9/30/2012	108.54
50510000	PBOP Expense	CF	9300001413	9/30/2012	(42.25)
50510000	PBOP Expense	CF	9300001413	9/30/2012	42.25
50510000	PBOP Expense	CF	9300001414	9/30/2012	108.54
50510000	PBOP Expense	CF	9300001414	9/30/2012	(108.54)
50510000	PBOP Expense	CF	9300001415	9/30/2012	42.25
50510000	PBOP Expense	CF	9300001415	9/30/2012	(42.25)
50510000	PBOP Expense	CF	9300001526	9/30/2012	2,259.50
50510000	PBOP Expense	CF	9300001526	9/30/2012	(2,259.50)
50510000	PBOP Expense	CF	9300001527	9/30/2012	138.29
50510000	PBOP Expense	CF	9300001527	9/30/2012	(138.29)
50510000	PBOP Expense	CF	9300001528	9/30/2012	12,866.68
50510000	PBOP Expense	CF	9300001528	9/30/2012	(12,866.68)
50510000	PBOP Expense	CF	9300001529	9/30/2012	201.88
50510000	PBOP Expense	CF	9300001529	9/30/2012	(201.88)
50510000	PBOP Expense	CF	9300001530	9/30/2012	26.26
50510000	PBOP Expense	CF	9300001530	9/30/2012	(26.26)
50510000	PBOP Expense	CF	9300001531	9/30/2012	2,355.34
50510000	PBOP Expense	CF	9300001531	9/30/2012	(2,355.34)
50510000	PBOP Expense	CF	9300001532	9/30/2012	2,421.43
50510000	PBOP Expense	CF	9300001532	9/30/2012	(2,421.43)
50510000	PBOP Expense	CF	9300001533	9/30/2012	523.62
50510000	PBOP Expense	CF	9300001533	9/30/2012	(523.62)
50510000	PBOP Expense	CF	9300001534	9/30/2012	15,354.95
50510000	PBOP Expense	CF	9300001534	9/30/2012	(15,354.95)
50510000	PBOP Expense	CF	9300001535	9/30/2012	165.70
50510000	PBOP Expense	CF	9300001535	9/30/2012	(165.70)
50510000	PBOP Expense	CF	9300001536	9/30/2012	1,180.75
50510000	PBOP Expense	CF	9300001536	9/30/2012	(1,180.75)
50510000	PBOP Expense	CF	9300001537	9/30/2012	(8.75)
50510000	PBOP Expense	CF	9300001537	9/30/2012	8.75
50510000	PBOP Expense	CF	9300001538	9/30/2012	459.58
50510000	PBOP Expense	CF	9300001538	9/30/2012	(459.58)
50510000	PBOP Expense	CF	9300001539	9/30/2012	354.52
50510000	PBOP Expense	CF	9300001539	9/30/2012	(354.52)
50510000	PBOP Expense	CF	9300001540	9/30/2012	4,551.60
50510000	PBOP Expense	CF	9300001540	9/30/2012	(4,551.60)
50510000	PBOP Expense	CF	9300001541	9/30/2012	109.35

Kentucky American Water Company  
 Case No. 2012-00520  
 Response to PSC DR1, Item 31

Account	Description	Doc Type	Document Number	Posting Date	Amount
50510000	PBOP Expense	CF	9300001541	9/30/2012	(109.35)
50510000	PBOP Expense	CF	9300001542	9/30/2012	(46.64)
50510000	PBOP Expense	CF	9300001542	9/30/2012	46.64
50510000	PBOP Expense	CF	9300001543	9/30/2012	2,172.81
50510000	PBOP Expense	CF	9300001543	9/30/2012	(2,172.81)
50510000	PBOP Expense	CF	9300001544	9/30/2012	2,061.33
50510000	PBOP Expense	CF	9300001544	9/30/2012	(2,061.33)
50510000	PBOP Expense	CF	9300001545	9/30/2012	717.04
50510000	PBOP Expense	CF	9300001545	9/30/2012	(717.04)
50510000	PBOP Expense	CF	9300001546	9/30/2012	270.93
50510000	PBOP Expense	CF	9300001546	9/30/2012	(270.93)
50510000	PBOP Expense	CF	9300001547	9/30/2012	1,871.83
50510000	PBOP Expense	CF	9300001547	9/30/2012	(1,871.83)
50510000	PBOP Expense	CF	9300001548	9/30/2012	1,187.17
50510000	PBOP Expense	CF	9300001548	9/30/2012	(1,187.17)
50510000	PBOP Expense	CF	9300001549	9/30/2012	76.44
50510000	PBOP Expense	CF	9300001549	9/30/2012	(76.44)
50510000	PBOP Expense	CF	9300001550	9/30/2012	4,321.31
50510000	PBOP Expense	CF	9300001550	9/30/2012	(4,321.31)
50510000	PBOP Expense	CF	9300001551	9/30/2012	(11.51)
50510000	PBOP Expense	CF	9300001551	9/30/2012	11.51
50510000	PBOP Expense	CF	9300001552	9/30/2012	1,651.00
50510000	PBOP Expense	CF	9300001552	9/30/2012	(1,651.00)
50510000	PBOP Expense	CF	9300001553	9/30/2012	417.46
50510000	PBOP Expense	CF	9300001553	9/30/2012	(417.46)
50510000	PBOP Expense	CF	9300001554	9/30/2012	477.55
50510000	PBOP Expense	CF	9300001554	9/30/2012	(477.55)
50510000	PBOP Expense	CF	9300001555	9/30/2012	37.68
50510000	PBOP Expense	CF	9300001555	9/30/2012	(37.68)
50510000	PBOP Expense	CF	9300001556	9/30/2012	6.28
50510000	PBOP Expense	CF	9300001556	9/30/2012	(6.28)
50510000	PBOP Expense	CF	9300001557	9/30/2012	(75.12)
50510000	PBOP Expense	CF	9300001557	9/30/2012	75.12
50510000	PBOP Expense	CF	9300001558	9/30/2012	669.23
50510000	PBOP Expense	CF	9300001558	9/30/2012	(669.23)
50510000	PBOP Expense	CF	9300001559	9/30/2012	689.31
50510000	PBOP Expense	CF	9300001559	9/30/2012	(689.31)
50510000	PBOP Expense	CF	9300001560	9/30/2012	37.68
50510000	PBOP Expense	CF	9300001560	9/30/2012	(37.68)
50510000	PBOP Expense	CF	9300001561	9/30/2012	316.62
50510000	PBOP Expense	CF	9300001561	9/30/2012	(316.62)
50510000	PBOP Expense	CF	9300001562	9/30/2012	2,513.30
50510000	PBOP Expense	CF	9300001562	9/30/2012	(2,513.30)
50510000	PBOP Expense	CF	9300001563	9/30/2012	14.89
50510000	PBOP Expense	CF	9300001563	9/30/2012	(14.89)
50510000	PBOP Expense	CF	9300001564	9/30/2012	1,461.92
50510000	PBOP Expense	CF	9300001564	9/30/2012	(1,461.92)
50510000	PBOP Expense	CF	9300001565	9/30/2012	2,865.30
50510000	PBOP Expense	CF	9300001565	9/30/2012	(2,865.30)
50510000	PBOP Expense	CF	9300001566	9/30/2012	(45.42)
50510000	PBOP Expense	CF	9300001566	9/30/2012	45.42
50510000	PBOP Expense	CF	9300001567	9/30/2012	26.41
50510000	PBOP Expense	CF	9300001567	9/30/2012	(26.41)
50510000	PBOP Expense	CF	9300001568	9/30/2012	146.60
50510000	PBOP Expense	CF	9300001568	9/30/2012	(146.60)
50510000	PBOP Expense	CF	9300001569	9/30/2012	287.42
50510000	PBOP Expense	CF	9300001569	9/30/2012	(287.42)
50510000	PBOP Expense	CF	9300001570	9/30/2012	(49.86)
50510000	PBOP Expense	CF	9300001570	9/30/2012	49.86
50510000	PBOP Expense	CF	9300001571	9/30/2012	146.60
50510000	PBOP Expense	CF	9300001571	9/30/2012	(146.60)
50510000	PBOP Expense	CF	9300001572	9/30/2012	536.03
50510000	PBOP Expense	CF	9300001572	9/30/2012	(536.03)
50510000	PBOP Expense	CF	9300001573	9/30/2012	158.49
50510000	PBOP Expense	CF	9300001573	9/30/2012	(158.49)
50510000	PBOP Expense	CF	9300001574	9/30/2012	67.81
50510000	PBOP Expense	CF	9300001574	9/30/2012	(67.81)
50510000	PBOP Expense	CF	9300001575	9/30/2012	(73.30)
50510000	PBOP Expense	CF	9300001575	9/30/2012	73.30
50510000	PBOP Expense	CF	9300001576	9/30/2012	176.39
50510000	PBOP Expense	CF	9300001576	9/30/2012	(176.39)
50510000	PBOP Expense	CF	9300001577	9/30/2012	840.07
50510000	PBOP Expense	CF	9300001577	9/30/2012	(840.07)
50510000	PBOP Expense	CF	9300001578	9/30/2012	(89.66)
50510000	PBOP Expense	CF	9300001578	9/30/2012	89.66
50510000	PBOP Expense	CF	9300001579	9/30/2012	(29.89)
50510000	PBOP Expense	CF	9300001579	9/30/2012	29.89

Kentucky American Water Company  
Case No. 2012-00520  
Response to PSC DR1, Item 31

Account	Description	Doc Type	Document Number	Posting Date	Amount
50510000	PBOP Expense	CF	9300001580	9/30/2012	(70.55)
50510000	PBOP Expense	CF	9300001580	9/30/2012	70.55
50510000	PBOP Expense	CF	9300001581	9/30/2012	117.86
50510000	PBOP Expense	CF	9300001581	9/30/2012	(117.86)
50510000	PBOP Expense	CF	9300001582	9/30/2012	50.24
50510000	PBOP Expense	CF	9300001582	9/30/2012	(50.24)
50510000	PBOP Expense	CF	9300001583	9/30/2012	9.42
50510000	PBOP Expense	CF	9300001583	9/30/2012	(9.42)
50510000	PBOP Expense	CF	9300001584	9/30/2012	131.13
50510000	PBOP Expense	CF	9300001584	9/30/2012	(131.13)
50510000	PBOP Expense	CF	9300001585	9/30/2012	273.63
50510000	PBOP Expense	CF	9300001585	9/30/2012	(273.63)
50510000	PBOP Expense	CF	9300001586	9/30/2012	54.59
50510000	PBOP Expense	CF	9300001586	9/30/2012	(54.59)
50510000	PBOP Expense	CF	9300001587	9/30/2012	152.85
50510000	PBOP Expense	CF	9300001587	9/30/2012	(152.85)
50510000	PBOP Expense	CF	9300001588	9/30/2012	174.69
50510000	PBOP Expense	CF	9300001588	9/30/2012	(174.69)
50510000	PBOP Expense	CF	9300001589	9/30/2012	(972.94)
50510000	PBOP Expense	CF	9300001589	9/30/2012	972.94
50510000	PBOP Expense	CF	9300001590	9/30/2012	(87.25)
50510000	PBOP Expense	CF	9300001590	9/30/2012	87.25
50510000	PBOP Expense	CF	9300001591	9/30/2012	450.95
50510000	PBOP Expense	CF	9300001591	9/30/2012	(450.95)
50510000	PBOP Expense	CF	9300001592	9/30/2012	2.51
50510000	PBOP Expense	CF	9300001592	9/30/2012	(2.51)
50510000	PBOP Expense	CF	9300001593	9/30/2012	7.44
50510000	PBOP Expense	CF	9300001593	9/30/2012	(7.44)
50510000	PBOP Expense	CF	9300001594	9/30/2012	389.96
50510000	PBOP Expense	CF	9300001594	9/30/2012	(389.96)
50510000	PBOP Expense	CF	9300001595	9/30/2012	88.19
50510000	PBOP Expense	CF	9300001595	9/30/2012	(88.19)
50510000	PBOP Expense	CF	9300001596	9/30/2012	108.52
50510000	PBOP Expense	CF	9300001596	9/30/2012	(108.52)
50510000	PBOP Expense	CF	9300001597	9/30/2012	800.05
50510000	PBOP Expense	CF	9300001597	9/30/2012	(800.05)
50510000	PBOP Expense	CF	9300001598	9/30/2012	323.57
50510000	PBOP Expense	CF	9300001598	9/30/2012	(323.57)
50510000	PBOP Expense	CF	9300001599	9/30/2012	(160.63)
50510000	PBOP Expense	CF	9300001599	9/30/2012	160.63
50510000	PBOP Expense	CF	9300001600	9/30/2012	539.24
50510000	PBOP Expense	CF	9300001600	9/30/2012	(539.24)
50510000	PBOP Expense	CF	9300001601	9/30/2012	172.58
50510000	PBOP Expense	CF	9300001601	9/30/2012	(172.58)
50510000	PBOP Expense	CF	9300001602	9/30/2012	(33.81)
50510000	PBOP Expense	CF	9300001602	9/30/2012	33.81
50510000	PBOP Expense	CF	9300001603	9/30/2012	989.32
50510000	PBOP Expense	CF	9300001603	9/30/2012	(989.32)
50510000	PBOP Expense	CF	9300001604	9/30/2012	311.97
50510000	PBOP Expense	CF	9300001604	9/30/2012	(311.97)
50510000	PBOP Expense	CF	9300001605	9/30/2012	(119.87)
50510000	PBOP Expense	CF	9300001605	9/30/2012	119.87
50510000	PBOP Expense	CF	9300001606	9/30/2012	557.69
50510000	PBOP Expense	CF	9300001606	9/30/2012	(557.69)
50510000	PBOP Expense	CF	9300001607	9/30/2012	187.58
50510000	PBOP Expense	CF	9300001607	9/30/2012	(187.58)
50510000	PBOP Expense	CF	9300001608	9/30/2012	831.74
50510000	PBOP Expense	CF	9300001608	9/30/2012	(831.74)
50510000	PBOP Expense	CF	9300001609	9/30/2012	(21.27)
50510000	PBOP Expense	CF	9300001609	9/30/2012	21.27
50510000	PBOP Expense	CF	9300001610	9/30/2012	137.42
50510000	PBOP Expense	CF	9300001610	9/30/2012	(137.42)
50510000	PBOP Expense	CF	9300001611	9/30/2012	225.88
50510000	PBOP Expense	CF	9300001611	9/30/2012	(225.88)
50510000	PBOP Expense	CF	9300001612	9/30/2012	11.33
50510000	PBOP Expense	CF	9300001612	9/30/2012	(11.33)
50510000	PBOP Expense	CF	9300001613	9/30/2012	11.33
50510000	PBOP Expense	CF	9300001613	9/30/2012	(11.33)
50510000	PBOP Expense	CF	9300001614	9/30/2012	289.60
50510000	PBOP Expense	CF	9300001614	9/30/2012	(289.60)
50510000	PBOP Expense	CF	9300001620	9/30/2012	(2,259.50)
50510000	PBOP Expense	CF	9300001620	9/30/2012	2,259.50
50510000	PBOP Expense	CF	9300001622	9/30/2012	(201.88)
50510000	PBOP Expense	CF	9300001622	9/30/2012	201.88
50510000	PBOP Expense	CF	9300001623	9/30/2012	(26.26)
50510000	PBOP Expense	CF	9300001623	9/30/2012	26.26
50510000	PBOP Expense	CF	9300001625	9/30/2012	(4,321.31)

Kentucky American Water Company  
Case No. 2012-00520  
Response to PSC DR1, Item 31

Account	Description	Doc Type	Document Number	Posting Date	Amount
50510000	PBOP Expense	CF	9300001625	9/30/2012	4,321.31
50510000	PBOP Expense	CF	9300001627	9/30/2012	(717.04)
50510000	PBOP Expense	CF	9300001627	9/30/2012	717.04
50510000	PBOP Expense	CF	9300001629	9/30/2012	(1,871.83)
50510000	PBOP Expense	CF	9300001629	9/30/2012	1,871.83
50510000	PBOP Expense	CF	9300001631	9/30/2012	(37.68)
50510000	PBOP Expense	CF	9300001631	9/30/2012	37.68
50510000	PBOP Expense	CF	9300001632	9/30/2012	(14.89)
50510000	PBOP Expense	CF	9300001632	9/30/2012	14.89
50510000	PBOP Expense	CF	9300001634	9/30/2012	8.75
50510000	PBOP Expense	CF	9300001634	9/30/2012	(8.75)
50510000	PBOP Expense	CF	9300001636	9/30/2012	(2,355.34)
50510000	PBOP Expense	CF	9300001636	9/30/2012	2,355.34
50510000	PBOP Expense	CF	9300001639	9/30/2012	(523.62)
50510000	PBOP Expense	CF	9300001639	9/30/2012	523.62
50510000	PBOP Expense	CF	9300001641	9/30/2012	(459.58)
50510000	PBOP Expense	CF	9300001641	9/30/2012	459.58
50510000	PBOP Expense	CF	9300001643	9/30/2012	(76.44)
50510000	PBOP Expense	CF	9300001643	9/30/2012	76.44
50510000	PBOP Expense	CF	9300001645	9/30/2012	(1,651.00)
50510000	PBOP Expense	CF	9300001645	9/30/2012	1,651.00
50510000	PBOP Expense	CF	9300001648	9/30/2012	(4,551.60)
50510000	PBOP Expense	CF	9300001648	9/30/2012	4,551.60
50510000	PBOP Expense	CF	9300001651	9/30/2012	(6.28)
50510000	PBOP Expense	CF	9300001651	9/30/2012	6.28
50510000	PBOP Expense	CF	9300001652	9/30/2012	75.12
50510000	PBOP Expense	CF	9300001652	9/30/2012	(75.12)
50510000	PBOP Expense	CF	9300001654	9/30/2012	(669.23)
50510000	PBOP Expense	CF	9300001654	9/30/2012	669.23
50510000	PBOP Expense	CF	9300001656	9/30/2012	(109.35)
50510000	PBOP Expense	CF	9300001656	9/30/2012	109.35
50510000	PBOP Expense	CF	9300001659	9/30/2012	(2,172.81)
50510000	PBOP Expense	CF	9300001659	9/30/2012	2,172.81
50510000	PBOP Expense	CF	9300001662	9/30/2012	(1,187.17)
50510000	PBOP Expense	CF	9300001662	9/30/2012	1,187.17
50510000	PBOP Expense	CF	9300001664	9/30/2012	(2,421.43)
50510000	PBOP Expense	CF	9300001664	9/30/2012	2,421.43
50510000	PBOP Expense	CF	9300001666	9/30/2012	(354.52)
50510000	PBOP Expense	CF	9300001666	9/30/2012	354.52
50510000	PBOP Expense	CF	9300001668	9/30/2012	(689.31)
50510000	PBOP Expense	CF	9300001668	9/30/2012	689.31
50510000	PBOP Expense	CF	9300001670	9/30/2012	(2,513.30)
50510000	PBOP Expense	CF	9300001670	9/30/2012	2,513.30
50510000	PBOP Expense	CF	9300001673	9/30/2012	(12,866.68)
50510000	PBOP Expense	CF	9300001673	9/30/2012	12,866.68
50510000	PBOP Expense	CF	9300001675	9/30/2012	(2,061.33)
50510000	PBOP Expense	CF	9300001675	9/30/2012	2,061.33
50510000	PBOP Expense	CF	9300001677	9/30/2012	(477.55)
50510000	PBOP Expense	CF	9300001677	9/30/2012	477.55
50510000	PBOP Expense	CF	9300001679	9/30/2012	(37.68)
50510000	PBOP Expense	CF	9300001679	9/30/2012	37.68
50510000	PBOP Expense	CF	9300001681	9/30/2012	(316.62)
50510000	PBOP Expense	CF	9300001681	9/30/2012	316.62
50510000	PBOP Expense	CF	9300001683	9/30/2012	46.64
50510000	PBOP Expense	CF	9300001683	9/30/2012	(46.64)
50510000	PBOP Expense	CF	9300001686	9/30/2012	(165.70)
50510000	PBOP Expense	CF	9300001686	9/30/2012	165.70
50510000	PBOP Expense	CF	9300001687	9/30/2012	11.51
50510000	PBOP Expense	CF	9300001687	9/30/2012	(11.51)
50510000	PBOP Expense	CF	9300001689	9/30/2012	(270.93)
50510000	PBOP Expense	CF	9300001689	9/30/2012	270.93
50510000	PBOP Expense	CF	9300001691	9/30/2012	(138.29)
50510000	PBOP Expense	CF	9300001691	9/30/2012	138.29
50510000	PBOP Expense	CF	9300001693	9/30/2012	(15,354.95)
50510000	PBOP Expense	CF	9300001693	9/30/2012	15,354.95
50510000	PBOP Expense	CF	9300001695	9/30/2012	(1,180.75)
50510000	PBOP Expense	CF	9300001695	9/30/2012	1,180.75
50510000	PBOP Expense	CF	9300001697	9/30/2012	(417.46)
50510000	PBOP Expense	CF	9300001697	9/30/2012	417.46
50510000	PBOP Expense	CF	9300001699	9/30/2012	(1,461.92)
50510000	PBOP Expense	CF	9300001699	9/30/2012	1,461.92
50510000	PBOP Expense	CF	9300001704	9/30/2012	809.52
50510000	PBOP Expense	CF	9300001704	9/30/2012	(809.52)
50510000	PBOP Expense	CF	9300001705	9/30/2012	8.18
50510000	PBOP Expense	CF	9300001705	9/30/2012	(8.18)
50510000	PBOP Expense	CF	9300001732	9/30/2012	3,841.00
50510000	PBOP Expense	CF	9300001732	9/30/2012	(3,841.00)

Kentucky American Water Company  
Case No. 2012-00520  
Response to PSC DR1, Item 31

Account	Description	Doc Type	Document Number	Posting Date	Amount
50510000	PBOP Expense	CF	9300001777	9/30/2012	(809.52)
50510000	PBOP Expense	CF	9300001777	9/30/2012	809.52
50510000	PBOP Expense	CF	9300001837	9/30/2012	359.60
50510000	PBOP Expense	CF	9300001837	9/30/2012	(359.60)
50510000	PBOP Expense	CF	9300002703	9/30/2012	9.89
50510000	PBOP Expense	CF	9300002703	9/30/2012	(678.10)
50510000	PBOP Expense	CF	9300002703	9/30/2012	(3,793.31)
50510000	PBOP Expense	CF	9300002703	9/30/2012	(386.69)
50510000	PBOP Expense	CF	9300002703	9/30/2012	(88.33)
50510000	PBOP Expense	CF	9300002703	9/30/2012	(7.55)
50510000	PBOP Expense	CF	9300002703	9/30/2012	678.10
50510000	PBOP Expense	CF	9300002703	9/30/2012	3,783.42
50510000	PBOP Expense	CF	9300002703	9/30/2012	386.69
50510000	PBOP Expense	CF	9300002703	9/30/2012	88.33
50510000	PBOP Expense	CF	9300002703	9/30/2012	7.55
50510000	PBOP Expense	CF	9300002706	9/30/2012	(148.23)
50510000	PBOP Expense	CF	9300002706	9/30/2012	148.23
50510000	PBOP Expense	CF	9300002707	9/30/2012	13.24
50510000	PBOP Expense	CF	9300002707	9/30/2012	(13.24)
50510000	PBOP Expense	CF	9300002708	9/30/2012	1.72
50510000	PBOP Expense	CF	9300002708	9/30/2012	(1.72)
50510000	PBOP Expense	CF	9300002709	9/30/2012	283.49
50510000	PBOP Expense	CF	9300002709	9/30/2012	(283.49)
50510000	PBOP Expense	CF	9300002712	9/30/2012	47.04
50510000	PBOP Expense	CF	9300002712	9/30/2012	(47.04)
50510000	PBOP Expense	CF	9300002713	9/30/2012	122.80
50510000	PBOP Expense	CF	9300002713	9/30/2012	(122.80)
50510000	PBOP Expense	CF	9300002714	9/30/2012	2.47
50510000	PBOP Expense	CF	9300002714	9/30/2012	(2.47)
50510000	PBOP Expense	CF	9300002715	9/30/2012	0.98
50510000	PBOP Expense	CF	9300002715	9/30/2012	(0.98)
50510000	PBOP Expense	CF	9300002717	9/30/2012	(0.57)
50510000	PBOP Expense	CF	9300002717	9/30/2012	0.57
50510000	PBOP Expense	CF	9300002718	9/30/2012	154.52
50510000	PBOP Expense	CF	9300002718	9/30/2012	(154.52)
50510000	PBOP Expense	CF	9300002720	9/30/2012	34.35
50510000	PBOP Expense	CF	9300002720	9/30/2012	(34.35)
50510000	PBOP Expense	CF	9300002724	9/30/2012	30.15
50510000	PBOP Expense	CF	9300002724	9/30/2012	(30.15)
50510000	PBOP Expense	CF	9300002726	9/30/2012	5.01
50510000	PBOP Expense	CF	9300002726	9/30/2012	(5.01)
50510000	PBOP Expense	CF	9300002727	9/30/2012	108.31
50510000	PBOP Expense	CF	9300002727	9/30/2012	(108.31)
50510000	PBOP Expense	CF	9300002729	9/30/2012	298.60
50510000	PBOP Expense	CF	9300002729	9/30/2012	(298.60)
50510000	PBOP Expense	CF	9300002730	9/30/2012	0.41
50510000	PBOP Expense	CF	9300002730	9/30/2012	(0.41)
50510000	PBOP Expense	CF	9300002731	9/30/2012	(4.93)
50510000	PBOP Expense	CF	9300002731	9/30/2012	4.93
50510000	PBOP Expense	CF	9300002732	9/30/2012	43.90
50510000	PBOP Expense	CF	9300002732	9/30/2012	(43.90)
50510000	PBOP Expense	CF	9300002733	9/30/2012	7.17
50510000	PBOP Expense	CF	9300002733	9/30/2012	(7.17)
50510000	PBOP Expense	CF	9300002734	9/30/2012	142.54
50510000	PBOP Expense	CF	9300002734	9/30/2012	(142.54)
50510000	PBOP Expense	CF	9300002736	9/30/2012	77.88
50510000	PBOP Expense	CF	9300002736	9/30/2012	(77.88)
50510000	PBOP Expense	CF	9300002737	9/30/2012	158.85
50510000	PBOP Expense	CF	9300002737	9/30/2012	(158.85)
50510000	PBOP Expense	CF	9300002738	9/30/2012	23.26
50510000	PBOP Expense	CF	9300002738	9/30/2012	(23.26)
50510000	PBOP Expense	CF	9300002739	9/30/2012	45.22
50510000	PBOP Expense	CF	9300002739	9/30/2012	(45.22)
50510000	PBOP Expense	CF	9300002740	9/30/2012	164.88
50510000	PBOP Expense	CF	9300002740	9/30/2012	(164.88)
50510000	PBOP Expense	CF	9300002742	9/30/2012	844.09
50510000	PBOP Expense	CF	9300002742	9/30/2012	(844.09)
50510000	PBOP Expense	CF	9300002743	9/30/2012	135.23
50510000	PBOP Expense	CF	9300002743	9/30/2012	(135.23)
50510000	PBOP Expense	CF	9300002744	9/30/2012	31.33
50510000	PBOP Expense	CF	9300002744	9/30/2012	(31.33)
50510000	PBOP Expense	CF	9300002745	9/30/2012	2.47
50510000	PBOP Expense	CF	9300002745	9/30/2012	(2.47)
50510000	PBOP Expense	CF	9300002746	9/30/2012	20.77
50510000	PBOP Expense	CF	9300002746	9/30/2012	(20.77)
50510000	PBOP Expense	CF	9300002747	9/30/2012	(3.06)
50510000	PBOP Expense	CF	9300002747	9/30/2012	3.06

Kentucky American Water Company  
Case No. 2012-00520  
Response to PSC DR1, Item 31

Account	Description	Doc Type	Document Number	Posting Date	Amount
50510000	PBOP Expense	CF	9300002748	9/30/2012	10.87
50510000	PBOP Expense	CF	9300002748	9/30/2012	(10.87)
50510000	PBOP Expense	CF	9300002749	9/30/2012	(0.76)
50510000	PBOP Expense	CF	9300002749	9/30/2012	0.76
50510000	PBOP Expense	CF	9300002750	9/30/2012	17.77
50510000	PBOP Expense	CF	9300002750	9/30/2012	(17.77)
50510000	PBOP Expense	CF	9300002751	9/30/2012	9.07
50510000	PBOP Expense	CF	9300002751	9/30/2012	(9.07)
50510000	PBOP Expense	CF	9300002753	9/30/2012	1,060.43
50510000	PBOP Expense	CF	9300002753	9/30/2012	(1,060.43)
50510000	PBOP Expense	CF	9300002754	9/30/2012	77.46
50510000	PBOP Expense	CF	9300002754	9/30/2012	(77.46)
50510000	PBOP Expense	CF	9300002755	9/30/2012	27.39
50510000	PBOP Expense	CF	9300002755	9/30/2012	(27.39)
50510000	PBOP Expense	CF	9300002756	9/30/2012	95.91
50510000	PBOP Expense	CF	9300002756	9/30/2012	(95.91)
50510000	PBOP Expense	CF	9300002758	9/30/2012	(7.12)
50510000	PBOP Expense	CF	9300002758	9/30/2012	7.12
50510000	PBOP Expense	CF	9300002759	9/30/2012	(2.77)
50510000	PBOP Expense	CF	9300002759	9/30/2012	2.77
50510100	PBOP Cap Credits	UT	9300001617	9/30/2012	(2,865.30)
50510100	PBOP Cap Credits	UT	9300001724	9/30/2012	(8.18)
50510100	PBOP Cap Credits	UT	9300002704	9/30/2012	188.51
50510100	PBOP Cap Credits	UZ	2000000248	9/30/2012	(1.96)
50510100	PBOP Cap Credits	UZ	2000000248	9/30/2012	(5.88)
50510100	PBOP Cap Credits	UZ	2000000248	9/30/2012	55.11
50510100	PBOP Cap Credits	UZ	2000000248	9/30/2012	11.57
50510100	PBOP Cap Credits	UZ	2000000248	9/30/2012	(4.81)
50510100	PBOP Cap Credits	UZ	2000000248	9/30/2012	4.45
50510100	PBOP Cap Credits	UZ	2000000248	9/30/2012	10.40
50510100	PBOP Cap Credits	UZ	2000000248	9/30/2012	35.16
50510100	PBOP Cap Credits	UZ	2000000248	9/30/2012	9.62
50510100	PBOP Cap Credits	UZ	2000000248	9/30/2012	(3.27)
50510100	PBOP Cap Credits	UZ	2000000248	9/30/2012	18.86
50510100	PBOP Cap Credits	UZ	2000000248	9/30/2012	9.62
50510100	PBOP Cap Credits	UZ	2000000248	9/30/2012	1.73
50510100	PBOP Cap Credits	UZ	2000000248	9/30/2012	(2.98)
50510100	PBOP Cap Credits	UZ	2000000248	9/30/2012	(4.63)
50510100	PBOP Cap Credits	UZ	2000000248	9/30/2012	8.60
50510100	PBOP Cap Credits	UZ	2000000248	9/30/2012	0.62
50510100	PBOP Cap Credits	UZ	2000000248	9/30/2012	7.73
50510100	PBOP Cap Credits	UZ	2000000248	9/30/2012	3.30
50510100	PBOP Cap Credits	UZ	2000000248	9/30/2012	17.95
50510100	PBOP Cap Credits	CS	9300001416	9/30/2012	150.79
50510100	PBOP Cap Credits	CS	9300002760	9/30/2012	(9.89)
50510100	PBOP Cap Credits	UZ	2000000248	9/30/2012	(63.83)
50510100	PBOP Cap Credits	UZ	2000000248	9/30/2012	11.46
50510100	PBOP Cap Credits	UZ	2000000248	9/30/2012	10.03
50510100	PBOP Cap Credits	UZ	2000000248	9/30/2012	3.58
50510100	PBOP Cap Credits	UZ	2000000248	9/30/2012	0.49
50510100	PBOP Cap Credits	UZ	2000000248	9/30/2012	0.16
50510100	PBOP Cap Credits	UZ	2000000248	9/30/2012	29.58
50510100	PBOP Cap Credits	UZ	2000000248	9/30/2012	(5.72)
50510100	PBOP Cap Credits	UZ	2000000248	9/30/2012	25.58
50510100	PBOP Cap Credits	UZ	2000000248	9/30/2012	52.49
50510100	PBOP Cap Credits	UZ	2000000248	9/30/2012	7.12
50510100	PBOP Cap Credits	UZ	2000000248	9/30/2012	5.79
50510100	PBOP Cap Credits	UZ	2000000248	9/30/2012	21.23
50510100	PBOP Cap Credits	UZ	2000000248	9/30/2012	(10.54)
50510100	PBOP Cap Credits	UZ	2000000248	9/30/2012	35.38
50510100	PBOP Cap Credits	UZ	2000000248	9/30/2012	11.32
50510100	PBOP Cap Credits	UZ	2000000248	9/30/2012	36.59
50510100	PBOP Cap Credits	UZ	2000000248	9/30/2012	(7.86)
50510100	PBOP Cap Credits	UZ	2000000248	9/30/2012	20.47
50510100	PBOP Cap Credits	UZ	2000000248	9/30/2012	64.90
50510100	PBOP Cap Credits	UZ	2000000248	9/30/2012	(2.22)
50510100	PBOP Cap Credits	UZ	2000000248	9/30/2012	12.31
50510100	PBOP Cap Credits	UZ	2000000248	9/30/2012	54.56
50510100	PBOP Cap Credits	UZ	2000000248	9/30/2012	9.02
50510100	PBOP Cap Credits	UZ	2000000248	9/30/2012	(1.40)
50510100	PBOP Cap Credits	UZ	2000000248	9/30/2012	14.82
50510100	PBOP Cap Credits	UZ	2000000248	9/30/2012	0.74
50510100	PBOP Cap Credits	UZ	2000000248	9/30/2012	0.74
50510100	PBOP Cap Credits	UZ	2000000248	9/30/2012	19.00
50550000	Group Insur Expense	CF	9300001410	9/30/2012	(1.84)
50550000	Group Insur Expense	CF	9300001410	9/30/2012	1.84
50550000	Group Insur Expense	CF	9300001411	9/30/2012	(15.65)



Kentucky American Water Company  
Case No. 2012-00520  
Response to PSC DR1, Item 31

Account	Description	Doc Type	Document Number	Posting Date	Amount
50550000	Group Insur Expense	CF	9300001411	9/30/2012	15.65
50550000	Group Insur Expense	CF	9300001419	9/30/2012	(105.29)
50550000	Group Insur Expense	CF	9300001419	9/30/2012	105.29
50550000	Group Insur Expense	CF	9300001421	9/30/2012	(300.84)
50550000	Group Insur Expense	CF	9300001421	9/30/2012	300.84
50550000	Group Insur Expense	CF	9300001423	9/30/2012	(35.33)
50550000	Group Insur Expense	CF	9300001423	9/30/2012	35.33
50550000	Group Insur Expense	CF	9300001425	9/30/2012	1,585.34
50550000	Group Insur Expense	CF	9300001425	9/30/2012	(1,585.34)
50550000	Group Insur Expense	CF	9300001428	9/30/2012	(24.77)
50550000	Group Insur Expense	CF	9300001428	9/30/2012	24.77
50550000	Group Insur Expense	CF	9300001433	9/30/2012	297.36
50550000	Group Insur Expense	CF	9300001433	9/30/2012	(297.36)
50550000	Group Insur Expense	CF	9300001435	9/30/2012	25.35
50550000	Group Insur Expense	CF	9300001435	9/30/2012	(25.35)
50550000	Group Insur Expense	CF	9300001438	9/30/2012	(21.65)
50550000	Group Insur Expense	CF	9300001438	9/30/2012	21.65
50550000	Group Insur Expense	CF	9300001441	9/30/2012	11.75
50550000	Group Insur Expense	CF	9300001441	9/30/2012	(11.75)
50550000	Group Insur Expense	CF	9300001443	9/30/2012	325.47
50550000	Group Insur Expense	CF	9300001443	9/30/2012	(325.47)
50550000	Group Insur Expense	CF	9300001446	9/30/2012	414.47
50550000	Group Insur Expense	CF	9300001446	9/30/2012	(414.47)
50550000	Group Insur Expense	CF	9300001450	9/30/2012	(150.12)
50550000	Group Insur Expense	CF	9300001450	9/30/2012	150.12
50550000	Group Insur Expense	CF	9300001453	9/30/2012	14.06
50550000	Group Insur Expense	CF	9300001453	9/30/2012	(14.06)
50550000	Group Insur Expense	CF	9300001456	9/30/2012	(9.31)
50550000	Group Insur Expense	CF	9300001456	9/30/2012	9.31
50550000	Group Insur Expense	CF	9300001462	9/30/2012	87.22
50550000	Group Insur Expense	CF	9300001462	9/30/2012	(87.22)
50550000	Group Insur Expense	CF	9300001465	9/30/2012	157.45
50550000	Group Insur Expense	CF	9300001465	9/30/2012	(157.45)
50550000	Group Insur Expense	CF	9300001467	9/30/2012	(530.84)
50550000	Group Insur Expense	CF	9300001467	9/30/2012	530.84
50550000	Group Insur Expense	CF	9300001469	9/30/2012	41.28
50550000	Group Insur Expense	CF	9300001469	9/30/2012	(41.28)
50550000	Group Insur Expense	CF	9300001473	9/30/2012	755.75
50550000	Group Insur Expense	CF	9300001473	9/30/2012	(755.75)
50550000	Group Insur Expense	CF	9300001477	9/30/2012	(102.58)
50550000	Group Insur Expense	CF	9300001477	9/30/2012	102.58
50550000	Group Insur Expense	CF	9300001481	9/30/2012	(219.25)
50550000	Group Insur Expense	CF	9300001481	9/30/2012	219.25
50550000	Group Insur Expense	CF	9300001484	9/30/2012	16.15
50550000	Group Insur Expense	CF	9300001484	9/30/2012	(16.15)
50550000	Group Insur Expense	CF	9300001486	9/30/2012	(74.25)
50550000	Group Insur Expense	CF	9300001486	9/30/2012	74.25
50550000	Group Insur Expense	CF	9300001488	9/30/2012	(37.02)
50550000	Group Insur Expense	CF	9300001488	9/30/2012	37.02
50550000	Group Insur Expense	CF	9300001492	9/30/2012	673.77
50550000	Group Insur Expense	CF	9300001492	9/30/2012	(673.77)
50550000	Group Insur Expense	CF	9300001494	9/30/2012	321.93
50550000	Group Insur Expense	CF	9300001494	9/30/2012	(321.93)
50550000	Group Insur Expense	CF	9300001496	9/30/2012	(22.20)
50550000	Group Insur Expense	CF	9300001496	9/30/2012	22.20
50550000	Group Insur Expense	CF	9300001498	9/30/2012	(124.27)
50550000	Group Insur Expense	CF	9300001498	9/30/2012	124.27
50550000	Group Insur Expense	CF	9300001500	9/30/2012	(5.85)
50550000	Group Insur Expense	CF	9300001500	9/30/2012	5.85
50550000	Group Insur Expense	CF	9300001503	9/30/2012	3.97
50550000	Group Insur Expense	CF	9300001503	9/30/2012	(3.97)
50550000	Group Insur Expense	CF	9300001505	9/30/2012	17.09
50550000	Group Insur Expense	CF	9300001505	9/30/2012	(17.09)
50550000	Group Insur Expense	CF	9300001507	9/30/2012	21.89
50550000	Group Insur Expense	CF	9300001507	9/30/2012	(21.89)
50550000	Group Insur Expense	CF	9300001509	9/30/2012	6.76
50550000	Group Insur Expense	CF	9300001509	9/30/2012	(6.76)
50550000	Group Insur Expense	CF	9300001511	9/30/2012	(1,893.23)
50550000	Group Insur Expense	CF	9300001511	9/30/2012	1,893.23
50550000	Group Insur Expense	CF	9300001513	9/30/2012	(197.23)
50550000	Group Insur Expense	CF	9300001513	9/30/2012	197.23
50550000	Group Insur Expense	CF	9300001516	9/30/2012	(122.03)
50550000	Group Insur Expense	CF	9300001516	9/30/2012	122.03
50550000	Group Insur Expense	CF	9300001518	9/30/2012	(596.27)
50550000	Group Insur Expense	CF	9300001518	9/30/2012	596.27
50550000	Group Insur Expense	CF	9300001522	9/30/2012	(20.79)
50550000	Group Insur Expense	CF	9300001522	9/30/2012	20.79

Kentucky American Water Company  
Case No. 2012-00520  
Response to PSC DR1, Item 31

Account	Description	Doc Type	Document Number	Posting Date	Amount
50550000	Group Insur Expense	CF	9300001523	9/30/2012	(191.54)
50550000	Group Insur Expense	CF	9300001523	9/30/2012	191.54
50550000	Group Insur Expense	CF	9300001620	9/30/2012	(2,967.66)
50550000	Group Insur Expense	CF	9300001620	9/30/2012	2,967.66
50550000	Group Insur Expense	CF	9300001622	9/30/2012	(11.02)
50550000	Group Insur Expense	CF	9300001622	9/30/2012	11.02
50550000	Group Insur Expense	CF	9300001625	9/30/2012	(3,646.75)
50550000	Group Insur Expense	CF	9300001625	9/30/2012	3,646.75
50550000	Group Insur Expense	CF	9300001627	9/30/2012	(1,871.96)
50550000	Group Insur Expense	CF	9300001627	9/30/2012	1,871.96
50550000	Group Insur Expense	CF	9300001629	9/30/2012	(3,035.74)
50550000	Group Insur Expense	CF	9300001629	9/30/2012	3,035.74
50550000	Group Insur Expense	CF	9300001631	9/30/2012	(108.04)
50550000	Group Insur Expense	CF	9300001631	9/30/2012	108.04
50550000	Group Insur Expense	CF	9300001636	9/30/2012	(2,484.43)
50550000	Group Insur Expense	CF	9300001636	9/30/2012	2,484.43
50550000	Group Insur Expense	CF	9300001639	9/30/2012	(832.54)
50550000	Group Insur Expense	CF	9300001639	9/30/2012	832.54
50550000	Group Insur Expense	CF	9300001641	9/30/2012	(478.72)
50550000	Group Insur Expense	CF	9300001641	9/30/2012	478.72
50550000	Group Insur Expense	CF	9300001643	9/30/2012	(112.31)
50550000	Group Insur Expense	CF	9300001643	9/30/2012	112.31
50550000	Group Insur Expense	CF	9300001645	9/30/2012	(2,986.08)
50550000	Group Insur Expense	CF	9300001645	9/30/2012	2,986.08
50550000	Group Insur Expense	CF	9300001648	9/30/2012	(8,532.92)
50550000	Group Insur Expense	CF	9300001648	9/30/2012	8,532.92
50550000	Group Insur Expense	CF	9300001651	9/30/2012	(5.26)
50550000	Group Insur Expense	CF	9300001651	9/30/2012	5.26
50550000	Group Insur Expense	CF	9300001654	9/30/2012	(1,169.38)
50550000	Group Insur Expense	CF	9300001654	9/30/2012	1,169.38
50550000	Group Insur Expense	CF	9300001656	9/30/2012	(163.82)
50550000	Group Insur Expense	CF	9300001656	9/30/2012	163.82
50550000	Group Insur Expense	CF	9300001659	9/30/2012	(5,380.38)
50550000	Group Insur Expense	CF	9300001659	9/30/2012	5,380.38
50550000	Group Insur Expense	CF	9300001662	9/30/2012	(1,094.28)
50550000	Group Insur Expense	CF	9300001662	9/30/2012	1,094.28
50550000	Group Insur Expense	CF	9300001664	9/30/2012	(2,264.82)
50550000	Group Insur Expense	CF	9300001664	9/30/2012	2,264.82
50550000	Group Insur Expense	CF	9300001666	9/30/2012	(547.30)
50550000	Group Insur Expense	CF	9300001666	9/30/2012	547.30
50550000	Group Insur Expense	CF	9300001668	9/30/2012	(1,884.02)
50550000	Group Insur Expense	CF	9300001668	9/30/2012	1,884.02
50550000	Group Insur Expense	CF	9300001670	9/30/2012	(4,172.12)
50550000	Group Insur Expense	CF	9300001670	9/30/2012	4,172.12
50550000	Group Insur Expense	CF	9300001673	9/30/2012	(19,323.58)
50550000	Group Insur Expense	CF	9300001673	9/30/2012	19,323.58
50550000	Group Insur Expense	CF	9300001675	9/30/2012	(3,011.92)
50550000	Group Insur Expense	CF	9300001675	9/30/2012	3,011.92
50550000	Group Insur Expense	CF	9300001677	9/30/2012	(818.58)
50550000	Group Insur Expense	CF	9300001677	9/30/2012	818.58
50550000	Group Insur Expense	CF	9300001679	9/30/2012	(30.30)
50550000	Group Insur Expense	CF	9300001679	9/30/2012	30.30
50550000	Group Insur Expense	CF	9300001681	9/30/2012	(482.54)
50550000	Group Insur Expense	CF	9300001681	9/30/2012	482.54
50550000	Group Insur Expense	CF	9300001683	9/30/2012	(111.28)
50550000	Group Insur Expense	CF	9300001683	9/30/2012	111.28
50550000	Group Insur Expense	CF	9300001686	9/30/2012	(270.52)
50550000	Group Insur Expense	CF	9300001686	9/30/2012	270.52
50550000	Group Insur Expense	CF	9300001689	9/30/2012	(534.04)
50550000	Group Insur Expense	CF	9300001689	9/30/2012	534.04
50550000	Group Insur Expense	CF	9300001691	9/30/2012	(243.18)
50550000	Group Insur Expense	CF	9300001691	9/30/2012	243.18
50550000	Group Insur Expense	CF	9300001693	9/30/2012	(24,170.88)
50550000	Group Insur Expense	CF	9300001693	9/30/2012	24,170.88
50550000	Group Insur Expense	CF	9300001695	9/30/2012	(2,107.30)
50550000	Group Insur Expense	CF	9300001695	9/30/2012	2,107.30
50550000	Group Insur Expense	CF	9300001697	9/30/2012	(697.56)
50550000	Group Insur Expense	CF	9300001697	9/30/2012	697.56
50550000	Group Insur Expense	CF	9300001699	9/30/2012	(2,367.94)
50550000	Group Insur Expense	CF	9300001699	9/30/2012	2,367.94
50550000	Group Insur Expense	CF	9300001703	9/30/2012	(5.35)
50550000	Group Insur Expense	CF	9300001703	9/30/2012	5.35
50550000	Group Insur Expense	CF	9300001777	9/30/2012	(529.24)
50550000	Group Insur Expense	CF	9300001777	9/30/2012	529.24
50550100	Group Ins Cap Credits	UT	9300001417	9/30/2012	144.67
50550100	Group Ins Cap Credits	UT	9300001617	9/30/2012	(3,912.17)
50550100	Group Ins Cap Credits	UT	9300001724	9/30/2012	(5.35)

Kentucky American Water Company  
Case No. 2012-00520  
Response to PSC DR1, Item 31

Account	Description	Doc Type	Document Number	Posting Date	Amount
50610000	Pension Expense	SA	100001123	9/30/2012	101,561.08
50610000	Pension Expense	CF	9300001412	9/30/2012	(127.76)
50610000	Pension Expense	CF	9300001412	9/30/2012	127.76
50610000	Pension Expense	CF	9300001413	9/30/2012	(49.73)
50610000	Pension Expense	CF	9300001413	9/30/2012	49.73
50610000	Pension Expense	CF	9300001414	9/30/2012	127.76
50610000	Pension Expense	CF	9300001414	9/30/2012	(127.76)
50610000	Pension Expense	CF	9300001415	9/30/2012	49.73
50610000	Pension Expense	CF	9300001415	9/30/2012	(49.73)
50610000	Pension Expense	CF	9300001526	9/30/2012	2,659.60
50610000	Pension Expense	CF	9300001526	9/30/2012	(2,659.60)
50610000	Pension Expense	CF	9300001527	9/30/2012	162.78
50610000	Pension Expense	CF	9300001527	9/30/2012	(162.78)
50610000	Pension Expense	CF	9300001528	9/30/2012	15,145.06
50610000	Pension Expense	CF	9300001528	9/30/2012	(15,145.06)
50610000	Pension Expense	CF	9300001529	9/30/2012	237.63
50610000	Pension Expense	CF	9300001529	9/30/2012	(237.63)
50610000	Pension Expense	CF	9300001530	9/30/2012	30.91
50610000	Pension Expense	CF	9300001530	9/30/2012	(30.91)
50610000	Pension Expense	CF	9300001531	9/30/2012	2,772.41
50610000	Pension Expense	CF	9300001531	9/30/2012	(2,772.41)
50610000	Pension Expense	CF	9300001532	9/30/2012	2,850.21
50610000	Pension Expense	CF	9300001532	9/30/2012	(2,850.21)
50610000	Pension Expense	CF	9300001533	9/30/2012	616.34
50610000	Pension Expense	CF	9300001533	9/30/2012	(616.34)
50610000	Pension Expense	CF	9300001534	9/30/2012	18,073.94
50610000	Pension Expense	CF	9300001534	9/30/2012	(18,073.94)
50610000	Pension Expense	CF	9300001535	9/30/2012	195.04
50610000	Pension Expense	CF	9300001535	9/30/2012	(195.04)
50610000	Pension Expense	CF	9300001536	9/30/2012	1,389.83
50610000	Pension Expense	CF	9300001536	9/30/2012	(1,389.83)
50610000	Pension Expense	CF	9300001537	9/30/2012	(10.30)
50610000	Pension Expense	CF	9300001537	9/30/2012	10.30
50610000	Pension Expense	CF	9300001538	9/30/2012	540.96
50610000	Pension Expense	CF	9300001538	9/30/2012	(540.96)
50610000	Pension Expense	CF	9300001539	9/30/2012	417.29
50610000	Pension Expense	CF	9300001539	9/30/2012	(417.29)
50610000	Pension Expense	CF	9300001540	9/30/2012	5,357.58
50610000	Pension Expense	CF	9300001540	9/30/2012	(5,357.58)
50610000	Pension Expense	CF	9300001541	9/30/2012	128.71
50610000	Pension Expense	CF	9300001541	9/30/2012	(128.71)
50610000	Pension Expense	CF	9300001542	9/30/2012	(54.90)
50610000	Pension Expense	CF	9300001542	9/30/2012	54.90
50610000	Pension Expense	CF	9300001543	9/30/2012	2,557.57
50610000	Pension Expense	CF	9300001543	9/30/2012	(2,557.57)
50610000	Pension Expense	CF	9300001544	9/30/2012	2,426.34
50610000	Pension Expense	CF	9300001544	9/30/2012	(2,426.34)
50610000	Pension Expense	CF	9300001545	9/30/2012	844.01
50610000	Pension Expense	CF	9300001545	9/30/2012	(844.01)
50610000	Pension Expense	CF	9300001546	9/30/2012	318.90
50610000	Pension Expense	CF	9300001546	9/30/2012	(318.90)
50610000	Pension Expense	CF	9300001547	9/30/2012	2,203.29
50610000	Pension Expense	CF	9300001547	9/30/2012	(2,203.29)
50610000	Pension Expense	CF	9300001548	9/30/2012	1,397.39
50610000	Pension Expense	CF	9300001548	9/30/2012	(1,397.39)
50610000	Pension Expense	CF	9300001549	9/30/2012	89.97
50610000	Pension Expense	CF	9300001549	9/30/2012	(89.97)
50610000	Pension Expense	CF	9300001550	9/30/2012	5,086.51
50610000	Pension Expense	CF	9300001550	9/30/2012	(5,086.51)
50610000	Pension Expense	CF	9300001551	9/30/2012	(13.55)
50610000	Pension Expense	CF	9300001551	9/30/2012	13.55
50610000	Pension Expense	CF	9300001552	9/30/2012	1,943.35
50610000	Pension Expense	CF	9300001552	9/30/2012	(1,943.35)
50610000	Pension Expense	CF	9300001553	9/30/2012	491.38
50610000	Pension Expense	CF	9300001553	9/30/2012	(491.38)
50610000	Pension Expense	CF	9300001554	9/30/2012	562.11
50610000	Pension Expense	CF	9300001554	9/30/2012	(562.11)
50610000	Pension Expense	CF	9300001555	9/30/2012	44.35
50610000	Pension Expense	CF	9300001555	9/30/2012	(44.35)
50610000	Pension Expense	CF	9300001556	9/30/2012	7.39
50610000	Pension Expense	CF	9300001556	9/30/2012	(7.39)
50610000	Pension Expense	CF	9300001557	9/30/2012	(88.42)
50610000	Pension Expense	CF	9300001557	9/30/2012	88.42
50610000	Pension Expense	CF	9300001558	9/30/2012	787.74
50610000	Pension Expense	CF	9300001558	9/30/2012	(787.74)
50610000	Pension Expense	CF	9300001559	9/30/2012	811.37
50610000	Pension Expense	CF	9300001559	9/30/2012	(811.37)

Kentucky American Water Company  
Case No. 2012-00520  
Response to PSC DR1, Item 31

Account	Description	Doc Type	Document Number	Posting Date	Amount
50610000	Pension Expense	CF	9300001560	9/30/2012	44.36
50610000	Pension Expense	CF	9300001560	9/30/2012	(44.36)
50610000	Pension Expense	CF	9300001561	9/30/2012	372.69
50610000	Pension Expense	CF	9300001561	9/30/2012	(372.69)
50610000	Pension Expense	CF	9300001562	9/30/2012	2,958.34
50610000	Pension Expense	CF	9300001562	9/30/2012	(2,958.34)
50610000	Pension Expense	CF	9300001563	9/30/2012	17.53
50610000	Pension Expense	CF	9300001563	9/30/2012	(17.53)
50610000	Pension Expense	CF	9300001564	9/30/2012	1,720.79
50610000	Pension Expense	CF	9300001564	9/30/2012	(1,720.79)
50610000	Pension Expense	CF	9300001565	9/30/2012	3,372.67
50610000	Pension Expense	CF	9300001565	9/30/2012	(3,372.67)
50610000	Pension Expense	CF	9300001566	9/30/2012	(53.46)
50610000	Pension Expense	CF	9300001566	9/30/2012	53.46
50610000	Pension Expense	CF	9300001567	9/30/2012	31.09
50610000	Pension Expense	CF	9300001567	9/30/2012	(31.09)
50610000	Pension Expense	CF	9300001568	9/30/2012	172.55
50610000	Pension Expense	CF	9300001568	9/30/2012	(172.55)
50610000	Pension Expense	CF	9300001569	9/30/2012	338.32
50610000	Pension Expense	CF	9300001569	9/30/2012	(338.32)
50610000	Pension Expense	CF	9300001570	9/30/2012	(58.68)
50610000	Pension Expense	CF	9300001570	9/30/2012	58.68
50610000	Pension Expense	CF	9300001571	9/30/2012	172.55
50610000	Pension Expense	CF	9300001571	9/30/2012	(172.55)
50610000	Pension Expense	CF	9300001572	9/30/2012	630.94
50610000	Pension Expense	CF	9300001572	9/30/2012	(630.94)
50610000	Pension Expense	CF	9300001573	9/30/2012	186.55
50610000	Pension Expense	CF	9300001573	9/30/2012	(186.55)
50610000	Pension Expense	CF	9300001574	9/30/2012	79.82
50610000	Pension Expense	CF	9300001574	9/30/2012	(79.82)
50610000	Pension Expense	CF	9300001575	9/30/2012	(86.28)
50610000	Pension Expense	CF	9300001575	9/30/2012	86.28
50610000	Pension Expense	CF	9300001576	9/30/2012	207.62
50610000	Pension Expense	CF	9300001576	9/30/2012	(207.62)
50610000	Pension Expense	CF	9300001577	9/30/2012	988.83
50610000	Pension Expense	CF	9300001577	9/30/2012	(988.83)
50610000	Pension Expense	CF	9300001578	9/30/2012	(105.54)
50610000	Pension Expense	CF	9300001578	9/30/2012	105.54
50610000	Pension Expense	CF	9300001579	9/30/2012	(35.18)
50610000	Pension Expense	CF	9300001579	9/30/2012	35.18
50610000	Pension Expense	CF	9300001580	9/30/2012	(83.05)
50610000	Pension Expense	CF	9300001580	9/30/2012	83.05
50610000	Pension Expense	CF	9300001581	9/30/2012	138.73
50610000	Pension Expense	CF	9300001581	9/30/2012	(138.73)
50610000	Pension Expense	CF	9300001582	9/30/2012	59.13
50610000	Pension Expense	CF	9300001582	9/30/2012	(59.13)
50610000	Pension Expense	CF	9300001583	9/30/2012	11.09
50610000	Pension Expense	CF	9300001583	9/30/2012	(11.09)
50610000	Pension Expense	CF	9300001584	9/30/2012	154.35
50610000	Pension Expense	CF	9300001584	9/30/2012	(154.35)
50610000	Pension Expense	CF	9300001585	9/30/2012	322.08
50610000	Pension Expense	CF	9300001585	9/30/2012	(322.08)
50610000	Pension Expense	CF	9300001586	9/30/2012	64.26
50610000	Pension Expense	CF	9300001586	9/30/2012	(64.26)
50610000	Pension Expense	CF	9300001587	9/30/2012	179.92
50610000	Pension Expense	CF	9300001587	9/30/2012	(179.92)
50610000	Pension Expense	CF	9300001588	9/30/2012	205.62
50610000	Pension Expense	CF	9300001588	9/30/2012	(205.62)
50610000	Pension Expense	CF	9300001589	9/30/2012	(1,145.23)
50610000	Pension Expense	CF	9300001589	9/30/2012	1,145.23
50610000	Pension Expense	CF	9300001590	9/30/2012	(102.70)
50610000	Pension Expense	CF	9300001590	9/30/2012	102.70
50610000	Pension Expense	CF	9300001591	9/30/2012	530.80
50610000	Pension Expense	CF	9300001591	9/30/2012	(530.80)
50610000	Pension Expense	CF	9300001592	9/30/2012	2.95
50610000	Pension Expense	CF	9300001592	9/30/2012	(2.95)
50610000	Pension Expense	CF	9300001593	9/30/2012	8.76
50610000	Pension Expense	CF	9300001593	9/30/2012	(8.76)
50610000	Pension Expense	CF	9300001594	9/30/2012	459.01
50610000	Pension Expense	CF	9300001594	9/30/2012	(459.01)
50610000	Pension Expense	CF	9300001595	9/30/2012	103.80
50610000	Pension Expense	CF	9300001595	9/30/2012	(103.80)
50610000	Pension Expense	CF	9300001596	9/30/2012	127.74
50610000	Pension Expense	CF	9300001596	9/30/2012	(127.74)
50610000	Pension Expense	CF	9300001597	9/30/2012	941.72
50610000	Pension Expense	CF	9300001597	9/30/2012	(941.72)
50610000	Pension Expense	CF	9300001598	9/30/2012	380.87

Kentucky American Water Company  
 Case No. 2012-00520  
 Response to PSC DR1, Item 31

Account	Description	Doc Type	Document Number	Posting Date	Amount
50610000	Pension Expense	CF	9300001598	9/30/2012	(380.87)
50610000	Pension Expense	CF	9300001599	9/30/2012	(189.07)
50610000	Pension Expense	CF	9300001599	9/30/2012	189.07
50610000	Pension Expense	CF	9300001600	9/30/2012	634.73
50610000	Pension Expense	CF	9300001600	9/30/2012	(634.73)
50610000	Pension Expense	CF	9300001601	9/30/2012	203.14
50610000	Pension Expense	CF	9300001601	9/30/2012	(203.14)
50610000	Pension Expense	CF	9300001602	9/30/2012	(39.80)
50610000	Pension Expense	CF	9300001602	9/30/2012	39.80
50610000	Pension Expense	CF	9300001603	9/30/2012	1,164.51
50610000	Pension Expense	CF	9300001603	9/30/2012	(1,164.51)
50610000	Pension Expense	CF	9300001604	9/30/2012	367.21
50610000	Pension Expense	CF	9300001604	9/30/2012	(367.21)
50610000	Pension Expense	CF	9300001605	9/30/2012	(141.09)
50610000	Pension Expense	CF	9300001605	9/30/2012	141.09
50610000	Pension Expense	CF	9300001606	9/30/2012	656.45
50610000	Pension Expense	CF	9300001606	9/30/2012	(656.45)
50610000	Pension Expense	CF	9300001607	9/30/2012	220.80
50610000	Pension Expense	CF	9300001607	9/30/2012	(220.80)
50610000	Pension Expense	CF	9300001608	9/30/2012	979.02
50610000	Pension Expense	CF	9300001608	9/30/2012	(979.02)
50610000	Pension Expense	CF	9300001609	9/30/2012	(25.03)
50610000	Pension Expense	CF	9300001609	9/30/2012	25.03
50610000	Pension Expense	CF	9300001610	9/30/2012	161.76
50610000	Pension Expense	CF	9300001610	9/30/2012	(161.76)
50610000	Pension Expense	CF	9300001611	9/30/2012	265.88
50610000	Pension Expense	CF	9300001611	9/30/2012	(265.88)
50610000	Pension Expense	CF	9300001612	9/30/2012	13.34
50610000	Pension Expense	CF	9300001612	9/30/2012	(13.34)
50610000	Pension Expense	CF	9300001613	9/30/2012	13.34
50610000	Pension Expense	CF	9300001613	9/30/2012	(13.34)
50610000	Pension Expense	CF	9300001614	9/30/2012	340.88
50610000	Pension Expense	CF	9300001614	9/30/2012	(340.88)
50610000	Pension Expense	CF	9300001620	9/30/2012	(2,659.60)
50610000	Pension Expense	CF	9300001620	9/30/2012	2,659.60
50610000	Pension Expense	CF	9300001622	9/30/2012	(237.63)
50610000	Pension Expense	CF	9300001622	9/30/2012	237.63
50610000	Pension Expense	CF	9300001623	9/30/2012	(30.91)
50610000	Pension Expense	CF	9300001623	9/30/2012	30.91
50610000	Pension Expense	CF	9300001625	9/30/2012	(5,086.51)
50610000	Pension Expense	CF	9300001625	9/30/2012	5,086.51
50610000	Pension Expense	CF	9300001627	9/30/2012	(844.01)
50610000	Pension Expense	CF	9300001627	9/30/2012	844.01
50610000	Pension Expense	CF	9300001629	9/30/2012	(2,203.29)
50610000	Pension Expense	CF	9300001629	9/30/2012	2,203.29
50610000	Pension Expense	CF	9300001631	9/30/2012	(44.36)
50610000	Pension Expense	CF	9300001631	9/30/2012	44.36
50610000	Pension Expense	CF	9300001632	9/30/2012	(17.53)
50610000	Pension Expense	CF	9300001632	9/30/2012	17.53
50610000	Pension Expense	CF	9300001634	9/30/2012	10.30
50610000	Pension Expense	CF	9300001634	9/30/2012	(10.30)
50610000	Pension Expense	CF	9300001636	9/30/2012	(2,772.41)
50610000	Pension Expense	CF	9300001636	9/30/2012	2,772.41
50610000	Pension Expense	CF	9300001639	9/30/2012	(616.34)
50610000	Pension Expense	CF	9300001639	9/30/2012	616.34
50610000	Pension Expense	CF	9300001641	9/30/2012	(540.96)
50610000	Pension Expense	CF	9300001641	9/30/2012	540.96
50610000	Pension Expense	CF	9300001643	9/30/2012	(89.97)
50610000	Pension Expense	CF	9300001643	9/30/2012	89.97
50610000	Pension Expense	CF	9300001645	9/30/2012	(1,943.35)
50610000	Pension Expense	CF	9300001645	9/30/2012	1,943.35
50610000	Pension Expense	CF	9300001648	9/30/2012	(5,357.58)
50610000	Pension Expense	CF	9300001648	9/30/2012	5,357.58
50610000	Pension Expense	CF	9300001651	9/30/2012	(7.39)
50610000	Pension Expense	CF	9300001651	9/30/2012	7.39
50610000	Pension Expense	CF	9300001652	9/30/2012	88.42
50610000	Pension Expense	CF	9300001652	9/30/2012	(88.42)
50610000	Pension Expense	CF	9300001654	9/30/2012	(787.74)
50610000	Pension Expense	CF	9300001654	9/30/2012	787.74
50610000	Pension Expense	CF	9300001656	9/30/2012	(128.71)
50610000	Pension Expense	CF	9300001656	9/30/2012	128.71
50610000	Pension Expense	CF	9300001659	9/30/2012	(2,557.57)
50610000	Pension Expense	CF	9300001659	9/30/2012	2,557.57
50610000	Pension Expense	CF	9300001662	9/30/2012	(1,397.39)
50610000	Pension Expense	CF	9300001662	9/30/2012	1,397.39
50610000	Pension Expense	CF	9300001664	9/30/2012	(2,850.21)
50610000	Pension Expense	CF	9300001664	9/30/2012	2,850.21

Kentucky American Water Company  
 Case No. 2012-00520  
 Response to PSC DR1, Item 31

Account	Description	Doc Type	Document Number	Posting Date	Amount
50610000	Pension Expense	CF	9300001666	9/30/2012	(417.29)
50610000	Pension Expense	CF	9300001666	9/30/2012	417.29
50610000	Pension Expense	CF	9300001668	9/30/2012	(811.37)
50610000	Pension Expense	CF	9300001668	9/30/2012	811.37
50610000	Pension Expense	CF	9300001670	9/30/2012	(2,958.34)
50610000	Pension Expense	CF	9300001670	9/30/2012	2,958.34
50610000	Pension Expense	CF	9300001673	9/30/2012	(15,145.06)
50610000	Pension Expense	CF	9300001673	9/30/2012	15,145.06
50610000	Pension Expense	CF	9300001675	9/30/2012	(2,426.34)
50610000	Pension Expense	CF	9300001675	9/30/2012	2,426.34
50610000	Pension Expense	CF	9300001677	9/30/2012	(562.11)
50610000	Pension Expense	CF	9300001677	9/30/2012	562.11
50610000	Pension Expense	CF	9300001679	9/30/2012	(44.35)
50610000	Pension Expense	CF	9300001679	9/30/2012	44.35
50610000	Pension Expense	CF	9300001681	9/30/2012	(372.69)
50610000	Pension Expense	CF	9300001681	9/30/2012	372.69
50610000	Pension Expense	CF	9300001683	9/30/2012	54.90
50610000	Pension Expense	CF	9300001683	9/30/2012	(54.90)
50610000	Pension Expense	CF	9300001686	9/30/2012	(195.04)
50610000	Pension Expense	CF	9300001686	9/30/2012	195.04
50610000	Pension Expense	CF	9300001687	9/30/2012	13.55
50610000	Pension Expense	CF	9300001687	9/30/2012	(13.55)
50610000	Pension Expense	CF	9300001689	9/30/2012	(318.90)
50610000	Pension Expense	CF	9300001689	9/30/2012	318.90
50610000	Pension Expense	CF	9300001691	9/30/2012	(162.78)
50610000	Pension Expense	CF	9300001691	9/30/2012	162.78
50610000	Pension Expense	CF	9300001693	9/30/2012	(18,073.94)
50610000	Pension Expense	CF	9300001693	9/30/2012	18,073.94
50610000	Pension Expense	CF	9300001695	9/30/2012	(1,389.83)
50610000	Pension Expense	CF	9300001695	9/30/2012	1,389.83
50610000	Pension Expense	CF	9300001697	9/30/2012	(491.38)
50610000	Pension Expense	CF	9300001697	9/30/2012	491.38
50610000	Pension Expense	CF	9300001699	9/30/2012	(1,720.79)
50610000	Pension Expense	CF	9300001699	9/30/2012	1,720.79
50610000	Pension Expense	CF	9300001704	9/30/2012	952.86
50610000	Pension Expense	CF	9300001704	9/30/2012	(952.86)
50610000	Pension Expense	CF	9300001705	9/30/2012	9.63
50610000	Pension Expense	CF	9300001705	9/30/2012	(9.63)
50610000	Pension Expense	CF	9300001777	9/30/2012	(952.86)
50610000	Pension Expense	CF	9300001777	9/30/2012	952.86
50610000	Pension Expense	CF	9300002703	9/30/2012	(25.71)
50610000	Pension Expense	CF	9300002703	9/30/2012	1,762.67
50610000	Pension Expense	CF	9300002703	9/30/2012	9,860.45
50610000	Pension Expense	CF	9300002703	9/30/2012	1,005.20
50610000	Pension Expense	CF	9300002703	9/30/2012	229.61
50610000	Pension Expense	CF	9300002703	9/30/2012	19.66
50610000	Pension Expense	CF	9300002703	9/30/2012	(1,762.67)
50610000	Pension Expense	CF	9300002703	9/30/2012	(9,834.74)
50610000	Pension Expense	CF	9300002703	9/30/2012	(1,005.20)
50610000	Pension Expense	CF	9300002703	9/30/2012	(229.61)
50610000	Pension Expense	CF	9300002703	9/30/2012	(19.66)
50610000	Pension Expense	CF	9300002706	9/30/2012	(385.31)
50610000	Pension Expense	CF	9300002706	9/30/2012	385.31
50610000	Pension Expense	CF	9300002707	9/30/2012	(34.43)
50610000	Pension Expense	CF	9300002707	9/30/2012	34.43
50610000	Pension Expense	CF	9300002708	9/30/2012	(4.48)
50610000	Pension Expense	CF	9300002708	9/30/2012	4.48
50610000	Pension Expense	CF	9300002709	9/30/2012	(736.91)
50610000	Pension Expense	CF	9300002709	9/30/2012	736.91
50610000	Pension Expense	CF	9300002712	9/30/2012	(122.28)
50610000	Pension Expense	CF	9300002712	9/30/2012	122.28
50610000	Pension Expense	CF	9300002713	9/30/2012	(319.20)
50610000	Pension Expense	CF	9300002713	9/30/2012	319.20
50610000	Pension Expense	CF	9300002714	9/30/2012	(6.43)
50610000	Pension Expense	CF	9300002714	9/30/2012	6.43
50610000	Pension Expense	CF	9300002715	9/30/2012	(2.54)
50610000	Pension Expense	CF	9300002715	9/30/2012	2.54
50610000	Pension Expense	CF	9300002717	9/30/2012	1.49
50610000	Pension Expense	CF	9300002717	9/30/2012	(1.49)
50610000	Pension Expense	CF	9300002718	9/30/2012	(401.66)
50610000	Pension Expense	CF	9300002718	9/30/2012	401.66
50610000	Pension Expense	CF	9300002720	9/30/2012	(89.29)
50610000	Pension Expense	CF	9300002720	9/30/2012	89.29
50610000	Pension Expense	CF	9300002724	9/30/2012	(78.37)
50610000	Pension Expense	CF	9300002724	9/30/2012	78.37
50610000	Pension Expense	CF	9300002726	9/30/2012	(13.03)
50610000	Pension Expense	CF	9300002726	9/30/2012	13.03

Kentucky American Water Company  
Case No. 2012-00520  
Response to PSC DR1, Item 31

Account	Description	Doc Type	Document Number	Posting Date	Amount
50610000	Pension Expense	CF	9300002727	9/30/2012	(281.55)
50610000	Pension Expense	CF	9300002727	9/30/2012	281.55
50610000	Pension Expense	CF	9300002729	9/30/2012	(776.19)
50610000	Pension Expense	CF	9300002729	9/30/2012	776.19
50610000	Pension Expense	CF	9300002730	9/30/2012	(1.07)
50610000	Pension Expense	CF	9300002730	9/30/2012	1.07
50610000	Pension Expense	CF	9300002731	9/30/2012	12.81
50610000	Pension Expense	CF	9300002731	9/30/2012	(12.81)
50610000	Pension Expense	CF	9300002732	9/30/2012	(114.12)
50610000	Pension Expense	CF	9300002732	9/30/2012	114.12
50610000	Pension Expense	CF	9300002733	9/30/2012	(18.65)
50610000	Pension Expense	CF	9300002733	9/30/2012	18.65
50610000	Pension Expense	CF	9300002734	9/30/2012	(370.53)
50610000	Pension Expense	CF	9300002734	9/30/2012	370.53
50610000	Pension Expense	CF	9300002736	9/30/2012	(202.45)
50610000	Pension Expense	CF	9300002736	9/30/2012	202.45
50610000	Pension Expense	CF	9300002737	9/30/2012	(412.93)
50610000	Pension Expense	CF	9300002737	9/30/2012	412.93
50610000	Pension Expense	CF	9300002738	9/30/2012	(60.46)
50610000	Pension Expense	CF	9300002738	9/30/2012	60.46
50610000	Pension Expense	CF	9300002739	9/30/2012	(117.55)
50610000	Pension Expense	CF	9300002739	9/30/2012	117.55
50610000	Pension Expense	CF	9300002740	9/30/2012	(428.59)
50610000	Pension Expense	CF	9300002740	9/30/2012	428.59
50610000	Pension Expense	CF	9300002742	9/30/2012	(2,194.16)
50610000	Pension Expense	CF	9300002742	9/30/2012	2,194.16
50610000	Pension Expense	CF	9300002743	9/30/2012	(351.52)
50610000	Pension Expense	CF	9300002743	9/30/2012	351.52
50610000	Pension Expense	CF	9300002744	9/30/2012	(81.44)
50610000	Pension Expense	CF	9300002744	9/30/2012	81.44
50610000	Pension Expense	CF	9300002745	9/30/2012	(6.43)
50610000	Pension Expense	CF	9300002745	9/30/2012	6.43
50610000	Pension Expense	CF	9300002746	9/30/2012	(53.99)
50610000	Pension Expense	CF	9300002746	9/30/2012	53.99
50610000	Pension Expense	CF	9300002747	9/30/2012	7.95
50610000	Pension Expense	CF	9300002747	9/30/2012	(7.95)
50610000	Pension Expense	CF	9300002748	9/30/2012	(28.26)
50610000	Pension Expense	CF	9300002748	9/30/2012	28.26
50610000	Pension Expense	CF	9300002749	9/30/2012	1.96
50610000	Pension Expense	CF	9300002749	9/30/2012	(1.96)
50610000	Pension Expense	CF	9300002750	9/30/2012	(46.20)
50610000	Pension Expense	CF	9300002750	9/30/2012	46.20
50610000	Pension Expense	CF	9300002751	9/30/2012	(23.58)
50610000	Pension Expense	CF	9300002751	9/30/2012	23.58
50610000	Pension Expense	CF	9300002753	9/30/2012	(2,756.53)
50610000	Pension Expense	CF	9300002753	9/30/2012	2,756.53
50610000	Pension Expense	CF	9300002754	9/30/2012	(201.35)
50610000	Pension Expense	CF	9300002754	9/30/2012	201.35
50610000	Pension Expense	CF	9300002755	9/30/2012	(71.19)
50610000	Pension Expense	CF	9300002755	9/30/2012	71.19
50610000	Pension Expense	CF	9300002756	9/30/2012	(249.30)
50610000	Pension Expense	CF	9300002756	9/30/2012	249.30
50610000	Pension Expense	CF	9300002758	9/30/2012	18.51
50610000	Pension Expense	CF	9300002758	9/30/2012	(18.51)
50610000	Pension Expense	CF	9300002759	9/30/2012	7.20
50610000	Pension Expense	CF	9300002759	9/30/2012	(7.20)
50610100	Pension Cap Credits	UT	9300001617	9/30/2012	(3,372.67)
50610100	Pension Cap Credits	UT	9300001724	9/30/2012	(9.63)
50610100	Pension Cap Credits	UT	9300002704	9/30/2012	(490.01)
50610100	Pension Cap Credits	UZ	2000000248	9/30/2012	5.10
50610100	Pension Cap Credits	UZ	2000000248	9/30/2012	15.29
50610100	Pension Cap Credits	UZ	2000000248	9/30/2012	(143.26)
50610100	Pension Cap Credits	UZ	2000000248	9/30/2012	(30.08)
50610100	Pension Cap Credits	UZ	2000000248	9/30/2012	12.50
50610100	Pension Cap Credits	UZ	2000000248	9/30/2012	(11.56)
50610100	Pension Cap Credits	UZ	2000000248	9/30/2012	(27.03)
50610100	Pension Cap Credits	UZ	2000000248	9/30/2012	(91.41)
50610100	Pension Cap Credits	UZ	2000000248	9/30/2012	(25.00)
50610100	Pension Cap Credits	UZ	2000000248	9/30/2012	8.50
50610100	Pension Cap Credits	UZ	2000000248	9/30/2012	(49.01)
50610100	Pension Cap Credits	UZ	2000000248	9/30/2012	(25.00)
50610100	Pension Cap Credits	UZ	2000000248	9/30/2012	(4.50)
50610100	Pension Cap Credits	UZ	2000000248	9/30/2012	7.75
50610100	Pension Cap Credits	UZ	2000000248	9/30/2012	12.03
50610100	Pension Cap Credits	UZ	2000000248	9/30/2012	(22.36)
50610100	Pension Cap Credits	UZ	2000000248	9/30/2012	(1.61)
50610100	Pension Cap Credits	UZ	2000000248	9/30/2012	(8.57)

Kentucky American Water Company  
Case No. 2012-00520  
Response to PSC DR1, Item 31

Account	Description	Doc Type	Document Number	Posting Date	Amount
50610100	Pension Cap Credits	UZ	2000000248	9/30/2012	(20.10)
50610100	Pension Cap Credits	UZ	2000000248	9/30/2012	(46.66)
50610100	Pension Cap Credits	CS	9300001416	9/30/2012	177.49
50610100	Pension Cap Credits	CS	9300002760	9/30/2012	25.71
50610100	Pension Cap Credits	UZ	2000000248	9/30/2012	165.92
50610100	Pension Cap Credits	UZ	2000000248	9/30/2012	(29.79)
50610100	Pension Cap Credits	UZ	2000000248	9/30/2012	(26.07)
50610100	Pension Cap Credits	UZ	2000000248	9/30/2012	(9.31)
50610100	Pension Cap Credits	UZ	2000000248	9/30/2012	(1.27)
50610100	Pension Cap Credits	UZ	2000000248	9/30/2012	(0.43)
50610100	Pension Cap Credits	UZ	2000000248	9/30/2012	(76.90)
50610100	Pension Cap Credits	UZ	2000000248	9/30/2012	14.88
50610100	Pension Cap Credits	UZ	2000000248	9/30/2012	(66.50)
50610100	Pension Cap Credits	UZ	2000000248	9/30/2012	(136.43)
50610100	Pension Cap Credits	UZ	2000000248	9/30/2012	(18.51)
50610100	Pension Cap Credits	UZ	2000000248	9/30/2012	(15.04)
50610100	Pension Cap Credits	UZ	2000000248	9/30/2012	(55.18)
50610100	Pension Cap Credits	UZ	2000000248	9/30/2012	27.39
50610100	Pension Cap Credits	UZ	2000000248	9/30/2012	(91.96)
50610100	Pension Cap Credits	UZ	2000000248	9/30/2012	(29.43)
50610100	Pension Cap Credits	UZ	2000000248	9/30/2012	(95.10)
50610100	Pension Cap Credits	UZ	2000000248	9/30/2012	20.44
50610100	Pension Cap Credits	UZ	2000000248	9/30/2012	(53.20)
50610100	Pension Cap Credits	UZ	2000000248	9/30/2012	(168.71)
50610100	Pension Cap Credits	UZ	2000000248	9/30/2012	5.77
50610100	Pension Cap Credits	UZ	2000000248	9/30/2012	(31.99)
50610100	Pension Cap Credits	UZ	2000000248	9/30/2012	(141.84)
50610100	Pension Cap Credits	UZ	2000000248	9/30/2012	(23.44)
50610100	Pension Cap Credits	UZ	2000000248	9/30/2012	3.63
50610100	Pension Cap Credits	UZ	2000000248	9/30/2012	(38.52)
50610100	Pension Cap Credits	UZ	2000000248	9/30/2012	(1.93)
50610100	Pension Cap Credits	UZ	2000000248	9/30/2012	(1.93)
50610100	Pension Cap Credits	UZ	2000000248	9/30/2012	(49.39)
51010000	Purchased Water	SV	100001217	9/30/2012	9,139.84
51010000	Purchased Water	SV	100001217	9/30/2012	4,872.00
51010000	Purchased Water	SV	100001217	9/30/2012	23,716.00
51010000	Purchased Water	SV	100001217	9/30/2012	4,512.00
51010000	Purchased Water	SV	100001238	9/30/2012	17,325.00
51010000	Purchased Water	CF	9300001431	9/30/2012	(3,283.48)
51010000	Purchased Water	CF	9300001431	9/30/2012	3,283.48
51010000	Purchased Water	CF	9300001735	9/30/2012	20,702.00
51010000	Purchased Water	CF	9300001735	9/30/2012	(20,702.00)
51010000	Purchased Water	CF	9300001782	9/30/2012	24,521.00
51010000	Purchased Water	CF	9300001782	9/30/2012	(24,521.00)
51010000	Purchased Water	CF	9300002698	9/30/2012	(33,100.00)
51010000	Purchased Water	CF	9300002698	9/30/2012	33,100.00
51010000	Purchased Water	CF	9300002702	9/30/2012	(9,139.84)
51010000	Purchased Water	CF	9300002702	9/30/2012	9,139.84
51010000	Purchased Water	CF	9300002763	9/30/2012	(17,325.00)
51010000	Purchased Water	CF	9300002763	9/30/2012	17,325.00
51015000	Purchased Water I/C	SA	100001151	9/30/2012	978.54
51015000	Purchased Water I/C	SA	100001151	9/30/2012	1,226.82
51110000	Waste Disposal	SV	100001152	9/30/2012	2,455.20
51110000	Waste Disposal	SV	100001254	9/30/2012	130.46
51110000	Waste Disposal	CF	9300001519	9/30/2012	(2,624.19)
51110000	Waste Disposal	CF	9300001519	9/30/2012	2,624.19
51110000	Waste Disposal	CF	9300001728	9/30/2012	4,000.00
51110000	Waste Disposal	CF	9300001728	9/30/2012	(4,000.00)
51110000	Waste Disposal	CF	9300001770	9/30/2012	(7,374.53)
51110000	Waste Disposal	CF	9300001770	9/30/2012	7,374.53
51110000	Waste Disposal	CF	9300001782	9/30/2012	2,651.76
51110000	Waste Disposal	CF	9300001782	9/30/2012	(2,651.76)
51110000	Waste Disposal	CF	9300001791	9/30/2012	(1,039.10)
51110000	Waste Disposal	CF	9300001791	9/30/2012	1,039.10
51110000	Waste Disposal	CF	9300001814	9/30/2012	11,060.18
51110000	Waste Disposal	CF	9300001814	9/30/2012	(11,060.18)
51110000	Waste Disposal	CF	9300001819	9/30/2012	(2,455.20)
51110000	Waste Disposal	CF	9300001819	9/30/2012	2,455.20
51110000	Waste Disposal	CF	9300002780	9/30/2012	(130.46)
51110000	Waste Disposal	CF	9300002780	9/30/2012	130.46
51110000	Waste Disposal	SR	9600000046	9/30/2012	5,333.00
51110000	Waste Disposal	SR	9600000047	9/30/2012	1,000.00
51120000	Amort Waste Disposal	CF	9300001814	9/30/2012	(8,333.33)
51120000	Amort Waste Disposal	CF	9300001814	9/30/2012	8,333.33
51120000	Amort Waste Disposal	SR	9600000053	9/30/2012	8,333.33
51510000	Purchased Power	SV	100001152	9/30/2012	50,936.60
51510000	Purchased Power	SV	100001152	9/30/2012	186.49



Kentucky American Water Company  
Case No. 2012-00520  
Response to PSC DR1, Item 31

Account	Description	Doc Type	Document Number	Posting Date	Amount
51510000	Purchased Power	SV	100001152	9/30/2012	727.57
51510000	Purchased Power	SV	100001152	9/30/2012	337,794.39
51510000	Purchased Power	SV	100001152	9/30/2012	9,227.69
51510000	Purchased Power	SV	100001152	9/30/2012	1,504.36
51510000	Purchased Power	SV	100001152	9/30/2012	7.26
51510000	Purchased Power	SV	100001152	9/30/2012	285.30
51510000	Purchased Power	SV	100001191	9/30/2012	(1,456.33)
51510000	Purchased Power	SV	100001191	9/30/2012	(6,037.29)
51510000	Purchased Power	SV	100001191	9/30/2012	321.41
51510000	Purchased Power	SV	100001191	9/30/2012	(2,919.27)
51510000	Purchased Power	SV	100001228	9/30/2012	(8,985.22)
51510000	Purchased Power	SV	100001228	9/30/2012	(32.90)
51510000	Purchased Power	SV	100001228	9/30/2012	(128.34)
51510000	Purchased Power	SV	100001228	9/30/2012	(59,586.93)
51510000	Purchased Power	SV	100001228	9/30/2012	(1,627.76)
51510000	Purchased Power	SV	100001228	9/30/2012	(265.37)
51510000	Purchased Power	SV	100001228	9/30/2012	(1.28)
51510000	Purchased Power	SV	100001228	9/30/2012	(50.33)
51510000	Purchased Power	SV	100001249	9/30/2012	(21.74)
51510000	Purchased Power	SV	100001249	9/30/2012	(128.34)
51510000	Purchased Power	SV	100001249	9/30/2012	(13,527.68)
51510000	Purchased Power	SV	100001249	9/30/2012	(1,023.75)
51510000	Purchased Power	SV	100001249	9/30/2012	(1.28)
51510000	Purchased Power	SV	100001249	9/30/2012	(4.10)
51510000	Purchased Power	SV	100001250	9/30/2012	8,985.22
51510000	Purchased Power	SV	100001250	9/30/2012	32.90
51510000	Purchased Power	SV	100001250	9/30/2012	128.34
51510000	Purchased Power	SV	100001250	9/30/2012	59,586.93
51510000	Purchased Power	SV	100001250	9/30/2012	1,627.76
51510000	Purchased Power	SV	100001250	9/30/2012	265.37
51510000	Purchased Power	SV	100001250	9/30/2012	1.28
51510000	Purchased Power	SV	100001250	9/30/2012	50.33
51510000	Purchased Power	SV	100001253	9/30/2012	237.68
51510000	Purchased Power	SV	100001253	9/30/2012	21.25
51510000	Purchased Power	SV	100001254	9/30/2012	2,489.32
51510000	Purchased Power	SV	100001254	9/30/2012	12.83
51510000	Purchased Power	SV	100001254	9/30/2012	38.66
51510000	Purchased Power	SV	100001254	9/30/2012	16,958.00
51510000	Purchased Power	SV	100001254	9/30/2012	583.87
51510000	Purchased Power	SV	100001254	9/30/2012	112.64
51510000	Purchased Power	SV	100001254	9/30/2012	1.09
51510000	Purchased Power	SV	100001254	9/30/2012	22.64
51510000	Purchased Power	CS	9300001700	9/30/2012	(10,005.97)
51510000	Purchased Power	CS	9300001637	9/30/2012	(870.08)
51510000	Purchased Power	CS	9300001520	9/30/2012	(43,923.45)
51510000	Purchased Power	CS	9300001702	9/30/2012	(816.46)
51510000	Purchased Power	CS	9300001783	9/30/2012	53,323.27
51510000	Purchased Power	CS	9300001820	9/30/2012	(50,936.60)
51510000	Purchased Power	CS	9300002553	9/30/2012	2,597.86
51510000	Purchased Power	CS	9300002757	9/30/2012	8,985.22
51510000	Purchased Power	CS	9300002781	9/30/2012	(11,474.54)
51510000	Purchased Power	CS	9300001439	9/30/2012	(178.79)
51510000	Purchased Power	CS	9300001633	9/30/2012	(20.66)
51510000	Purchased Power	CS	9300001740	9/30/2012	179.37
51510000	Purchased Power	CS	9300001799	9/30/2012	(186.49)
51510000	Purchased Power	CS	9300002716	9/30/2012	32.90
51510000	Purchased Power	CS	9300002768	9/30/2012	(23.99)
51510000	Purchased Power	CS	9300001451	9/30/2012	(687.74)
51510000	Purchased Power	CS	9300001746	9/30/2012	957.44
51510000	Purchased Power	CS	9300001804	9/30/2012	(727.57)
51510000	Purchased Power	CS	9300002725	9/30/2012	128.34
51510000	Purchased Power	CS	9300002773	9/30/2012	(38.66)
51510000	Purchased Power	CS	9300001491	9/30/2012	(304,204.28)
51510000	Purchased Power	CS	9300001769	9/30/2012	355,813.22
51510000	Purchased Power	CS	9300001813	9/30/2012	(337,794.39)
51510000	Purchased Power	CS	9300002550	9/30/2012	7,493.62
51510000	Purchased Power	CS	9300002741	9/30/2012	59,586.93
51510000	Purchased Power	CS	9300002778	9/30/2012	(63,254.93)
51510000	Purchased Power	CS	9300001418	9/30/2012	(11,208.03)
51510000	Purchased Power	CS	9300001727	9/30/2012	11,082.21
51510000	Purchased Power	CS	9300001790	9/30/2012	(9,227.69)
51510000	Purchased Power	CS	9300002705	9/30/2012	1,627.76
51510000	Purchased Power	CS	9300002764	9/30/2012	(1,187.88)
51510000	Purchased Power	CS	9300001429	9/30/2012	(2,120.00)
51510000	Purchased Power	CS	9300001734	9/30/2012	1,890.25
51510000	Purchased Power	CS	9300001795	9/30/2012	(1,504.36)
51510000	Purchased Power	CS	9300002710	9/30/2012	265.37

Kentucky American Water Company  
Case No. 2012-00520  
Response to PSC DR1, Item 31

Account	Description	Doc Type	Document Number	Posting Date	Amount
51510000	Purchased Power	CS	9300002766	9/30/2012	(378.01)
51510000	Purchased Power	CS	9300001744	9/30/2012	10.65
51510000	Purchased Power	CS	9300001802	9/30/2012	(7.26)
51510000	Purchased Power	CS	9300002722	9/30/2012	1.28
51510000	Purchased Power	CS	9300002771	9/30/2012	(22.34)
51510000	Purchased Power	CS	9300001460	9/30/2012	(437.71)
51510000	Purchased Power	CS	9300001752	9/30/2012	332.92
51510000	Purchased Power	CS	9300001808	9/30/2012	(285.30)
51510000	Purchased Power	CS	9300002728	9/30/2012	50.33
51510000	Purchased Power	CS	9300002774	9/30/2012	(68.87)
51510011	Purchased Power SS	CS	9300001700	9/30/2012	10,005.97
51510011	Purchased Power SS	CS	9300001637	9/30/2012	870.08
51510012	Purchased Power P	CS	9300001520	9/30/2012	43,923.45
51510012	Purchased Power P	CS	9300001702	9/30/2012	816.46
51510012	Purchased Power P	CS	9300001783	9/30/2012	(53,323.27)
51510012	Purchased Power P	CS	9300001820	9/30/2012	50,936.60
51510012	Purchased Power P	CS	9300002553	9/30/2012	(2,597.86)
51510012	Purchased Power P	CS	9300002757	9/30/2012	(8,985.22)
51510012	Purchased Power P	CS	9300002781	9/30/2012	11,474.54
51510012	Purchased Power P	CS	9300001439	9/30/2012	178.79
51510012	Purchased Power P	CS	9300001633	9/30/2012	20.66
51510012	Purchased Power P	CS	9300001740	9/30/2012	(179.37)
51510012	Purchased Power P	CS	9300001799	9/30/2012	186.49
51510012	Purchased Power P	CS	9300002716	9/30/2012	(32.90)
51510012	Purchased Power P	CS	9300002768	9/30/2012	23.99
51510012	Purchased Power P	CS	9300001451	9/30/2012	687.74
51510012	Purchased Power P	CS	9300001746	9/30/2012	(957.44)
51510012	Purchased Power P	CS	9300001804	9/30/2012	727.57
51510012	Purchased Power P	CS	9300002725	9/30/2012	(128.34)
51510012	Purchased Power P	CS	9300002773	9/30/2012	38.66
51510013	Purchased Power WT	CS	9300001491	9/30/2012	304,204.28
51510013	Purchased Power WT	CS	9300001769	9/30/2012	(355,813.22)
51510013	Purchased Power WT	CS	9300001813	9/30/2012	337,794.39
51510013	Purchased Power WT	CS	9300002550	9/30/2012	(7,493.62)
51510013	Purchased Power WT	CS	9300002741	9/30/2012	(59,586.93)
51510013	Purchased Power WT	CS	9300002778	9/30/2012	63,254.93
51510013	Purchased Power WT	CS	9300001418	9/30/2012	11,208.03
51510013	Purchased Power WT	CS	9300001727	9/30/2012	(11,082.21)
51510013	Purchased Power WT	CS	9300001790	9/30/2012	9,227.69
51510013	Purchased Power WT	CS	9300002705	9/30/2012	(1,627.76)
51510013	Purchased Power WT	CS	9300002764	9/30/2012	1,187.88
51510013	Purchased Power WT	CS	9300001429	9/30/2012	2,120.00
51510013	Purchased Power WT	CS	9300001734	9/30/2012	(1,890.25)
51510013	Purchased Power WT	CS	9300001795	9/30/2012	1,504.36
51510013	Purchased Power WT	CS	9300002710	9/30/2012	(265.37)
51510013	Purchased Power WT	CS	9300002766	9/30/2012	378.01
51510014	Purchased Power TD	CS	9300001744	9/30/2012	(10.65)
51510014	Purchased Power TD	CS	9300001802	9/30/2012	7.26
51510014	Purchased Power TD	CS	9300002722	9/30/2012	(1.28)
51510014	Purchased Power TD	CS	9300002771	9/30/2012	22.34
51510014	Purchased Power TD	CS	9300001460	9/30/2012	437.71
51510014	Purchased Power TD	CS	9300001752	9/30/2012	(332.92)
51510014	Purchased Power TD	CS	9300001808	9/30/2012	285.30
51510014	Purchased Power TD	CS	9300002728	9/30/2012	(50.33)
51510014	Purchased Power TD	CS	9300002774	9/30/2012	68.87
51800000	Chemicals	SV	100001211	9/30/2012	7,666.30
51800000	Chemicals	CF	9300001733	9/30/2012	(166.38)
51800000	Chemicals	CF	9300001733	9/30/2012	166.38
51800000	Chemicals	CF	9300001770	9/30/2012	(86,940.03)
51800000	Chemicals	CF	9300001770	9/30/2012	86,940.03
51800000	Chemicals	CF	9300001791	9/30/2012	(10,119.19)
51800000	Chemicals	CF	9300001791	9/30/2012	10,119.19
51800000	Chemicals	CF	9300001796	9/30/2012	(1,569.99)
51800000	Chemicals	CF	9300001796	9/30/2012	1,569.99
51800000	Chemicals	CF	9300001814	9/30/2012	(59,264.46)
51800000	Chemicals	CF	9300001814	9/30/2012	59,264.46
51800000	Chemicals	CF	9300002700	9/30/2012	(7,666.30)
51800000	Chemicals	CF	9300002700	9/30/2012	7,666.30
52000000	M&S Expense (O&M)	SA	100001120	9/30/2012	1,878.56
52000000	M&S Expense (O&M)	SN	100001126	9/30/2012	(2,378.24)
52000000	M&S Expense (O&M)	SN	100001126	9/30/2012	(1,297.44)
52000000	M&S Expense (O&M)	SN	100001126	9/30/2012	(64.50)
52000000	M&S Expense (O&M)	SN	100001135	9/30/2012	(15.97)
52000000	M&S Expense (O&M)	SN	100001135	9/30/2012	(3.77)
52000000	M&S Expense (O&M)	SV	100001186	9/30/2012	39,499.64
52000000	M&S Expense (O&M)	SV	100001192	9/30/2012	26,638.57
52000000	M&S Expense (O&M)	CF	9300001524	9/30/2012	(2.20)

Kentucky American Water Company  
Case No. 2012-00520  
Response to PSC DR1, Item 31

Account	Description	Doc Type	Document Number	Posting Date	Amount
52000000	M&S Expense (O&M)	CF	9300001524	9/30/2012	2.20
52000000	M&S Expense (O&M)	CF	9300001525	9/30/2012	(20.87)
52000000	M&S Expense (O&M)	CF	9300001525	9/30/2012	20.87
52000000	M&S Expense (O&M)	CS	9300001491	9/30/2012	(66.63)
52000000	M&S Expense (O&M)	CS	9300001769	9/30/2012	(443.72)
52000000	M&S Expense (O&M)	CS	9300001510	9/30/2012	(546.10)
52000000	M&S Expense (O&M)	CS	9300001776	9/30/2012	(2,774.03)
52000000	M&S Expense (O&M)	CS	9300001817	9/30/2012	(529.89)
52000000	M&S Expense (O&M)	CS	9300001731	9/30/2012	30,902.66
52000000	M&S Expense (O&M)	CS	9300001836	9/30/2012	(39,499.64)
52000000	M&S Expense (O&M)	CS	9300002545	9/30/2012	(26,638.57)
52000000	M&S Expense (O&M)	CS	9300001747	9/30/2012	(918.23)
52000000	M&S Expense (O&M)	CS	9300001751	9/30/2012	802.73
52000000	M&S Expense (O&M)	CS	9300001644	9/30/2012	(3,832.20)
52000000	M&S Expense (O&M)	CS	9300001748	9/30/2012	2,374.72
52000000	M&S Expense (O&M)	CS	9300001806	9/30/2012	(4,006.80)
52000000	M&S Expense (O&M)	CS	9300001454	9/30/2012	(1,180.80)
52000000	M&S Expense (O&M)	CS	9300001805	9/30/2012	(222.60)
52000000	M&S Expense (O&M)	CS	9300001515	9/30/2012	(1,467.54)
52000000	M&S Expense (O&M)	CS	9300001696	9/30/2012	830.82
52000000	M&S Expense (O&M)	CS	9300001780	9/30/2012	(9,203.95)
52000000	M&S Expense (O&M)	CS	9300001463	9/30/2012	(2,276.40)
52000000	M&S Expense (O&M)	CS	9300001649	9/30/2012	(97.38)
52000000	M&S Expense (O&M)	CS	9300001753	9/30/2012	(786.68)
52000000	M&S Expense (O&M)	CS	9300001760	9/30/2012	(1,878.56)
52000000	M&S Expense (O&M)	CS	9300001616	9/30/2012	(23.07)
52001300	M&S Oper WT	CS	9300001491	9/30/2012	66.63
52001300	M&S Oper WT	CS	9300001769	9/30/2012	443.72
52001400	M&S Oper TD	CS	9300001510	9/30/2012	546.10
52001400	M&S Oper TD	CS	9300001776	9/30/2012	2,774.03
52001400	M&S Oper TD	CS	9300001817	9/30/2012	529.89
52001600	M&S Oper AG	CS	9300001731	9/30/2012	(30,902.66)
52001600	M&S Oper AG	CS	9300001836	9/30/2012	39,499.64
52001600	M&S Oper AG	CS	9300002545	9/30/2012	26,638.57
52001600	M&S Oper AG	CS	9300001747	9/30/2012	918.23
52500000	Misc Expense (O&M)	SA	100001049	9/30/2012	(1,244.41)
52500000	Misc Expense (O&M)	SA	100001049	9/30/2012	(1,281.93)
52500000	Misc Expense (O&M)	SA	100001049	9/30/2012	(2,149.90)
52500000	Misc Expense (O&M)	SA	100001049	9/30/2012	(1,469.26)
52500000	Misc Expense (O&M)	SA	100001049	9/30/2012	(416.66)
52500000	Misc Expense (O&M)	SA	100001049	9/30/2012	(1,800.99)
52500000	Misc Expense (O&M)	SA	100001049	9/30/2012	(2,238.71)
52500000	Misc Expense (O&M)	SA	100001049	9/30/2012	(619.56)
52500000	Misc Expense (O&M)	SA	100001049	9/30/2012	(3,590.84)
52500000	Misc Expense (O&M)	SA	100001049	9/30/2012	(554.38)
52500000	Misc Expense (O&M)	SA	100001049	9/30/2012	(2,422.70)
52500000	Misc Expense (O&M)	SA	100001049	9/30/2012	(1,112.32)
52500000	Misc Expense (O&M)	SA	100001049	9/30/2012	(3,019.97)
52500000	Misc Expense (O&M)	SA	100001049	9/30/2012	(5,260.36)
52500000	Misc Expense (O&M)	SA	100001049	9/30/2012	(7,172.91)
52500000	Misc Expense (O&M)	SA	100001049	9/30/2012	(2,238.71)
52500000	Misc Expense (O&M)	SA	100001049	9/30/2012	(619.56)
52500000	Misc Expense (O&M)	SA	100001049	9/30/2012	(809.76)
52500000	Misc Expense (O&M)	SA	100001049	9/30/2012	(382.23)
52500000	Misc Expense (O&M)	SA	100001049	9/30/2012	(148.44)
52500000	Misc Expense (O&M)	SA	100001049	9/30/2012	(189.97)
52500000	Misc Expense (O&M)	SA	100001049	9/30/2012	(276.13)
52500000	Misc Expense (O&M)	SA	100001084	9/30/2012	(2,238.71)
52500000	Misc Expense (O&M)	SA	100001084	9/30/2012	2,238.71
52500000	Misc Expense (O&M)	SA	100001084	9/30/2012	(619.56)
52500000	Misc Expense (O&M)	SA	100001084	9/30/2012	619.56
52500000	Misc Expense (O&M)	SA	100001105	9/30/2012	4,756.17
52500000	Misc Expense (O&M)	SA	100001106	9/30/2012	281.84
52500000	Misc Expense (O&M)	SA	100001109	9/30/2012	561.20
52500000	Misc Expense (O&M)	SA	100001112	9/30/2012	796.42
52500000	Misc Expense (O&M)	SA	100001117	9/30/2012	4,152.36
52500000	Misc Expense (O&M)	SA	100001119	9/30/2012	341.52
52500000	Misc Expense (O&M)	SX	100001161	9/30/2012	302.17
52500000	Misc Expense (O&M)	SA	100001188	9/30/2012	139.84
52500000	Misc Expense (O&M)	SV	100001190	9/30/2012	100.06
52500000	Misc Expense (O&M)	SV	100001211	9/30/2012	22,790.00
52500000	Misc Expense (O&M)	SV	100001211	9/30/2012	5,490.00
52500000	Misc Expense (O&M)	SV	100001211	9/30/2012	194,514.58
52500000	Misc Expense (O&M)	SA	100001235	9/30/2012	161,338.03
52500000	Misc Expense (O&M)	SA	100001246	9/30/2012	(712.50)
52500000	Misc Expense (O&M)	SP	2000000192	9/30/2012	4.26
52500000	Misc Expense (O&M)	UT	9300001722	9/30/2012	(619.56)

Kentucky American Water Company  
Case No. 2012-00520  
Response to PSC DR1, Item 31

Account	Description	Doc Type	Document Number	Posting Date	Amount
52500000	Misc Expense (O&M)	UT	9300001721	9/30/2012	(2,238.71)
52500000	Misc Expense (O&M)	CS	9300001762	9/30/2012	(4,152.36)
52500000	Misc Expense (O&M)	CS	9300001491	9/30/2012	(87.50)
52500000	Misc Expense (O&M)	CS	9300001508	9/30/2012	(1,981.38)
52500000	Misc Expense (O&M)	CS	9300001763	9/30/2012	(284.03)
52500000	Misc Expense (O&M)	CS	9300001812	9/30/2012	(111.33)
52500000	Misc Expense (O&M)	CS	9300001510	9/30/2012	(1,715.62)
52500000	Misc Expense (O&M)	CS	9300001692	9/30/2012	(282.78)
52500000	Misc Expense (O&M)	CS	9300001776	9/30/2012	(587.08)
52500000	Misc Expense (O&M)	CS	9300001731	9/30/2012	60,795.61
52500000	Misc Expense (O&M)	CS	9300001793	9/30/2012	(4.26)
52500000	Misc Expense (O&M)	CS	9300002696	9/30/2012	(222,794.58)
52500000	Misc Expense (O&M)	CS	9300001737	9/30/2012	139.84
52500000	Misc Expense (O&M)	CS	9300001830	9/30/2012	(302.17)
52500000	Misc Expense (O&M)	CS	9300001839	9/30/2012	(239.90)
52500000	Misc Expense (O&M)	CS	9300001506	9/30/2012	(1,767.76)
52500000	Misc Expense (O&M)	CS	9300001773	9/30/2012	(166.16)
52500000	Misc Expense (O&M)	CS	9300001521	9/30/2012	(159.00)
52500000	Misc Expense (O&M)	CS	9300001432	9/30/2012	(40.88)
52500000	Misc Expense (O&M)	CS	9300001748	9/30/2012	17,922.04
52500000	Misc Expense (O&M)	CS	9300001771	9/30/2012	5,260.36
52500000	Misc Expense (O&M)	CS	9300001515	9/30/2012	(327.71)
52500000	Misc Expense (O&M)	CS	9300001780	9/30/2012	16,605.79
52500000	Misc Expense (O&M)	CS	9300001818	9/30/2012	(568.84)
52500000	Misc Expense (O&M)	CS	9300001753	9/30/2012	809.76
52500000	Misc Expense (O&M)	CS	9300002776	9/30/2012	712.50
52500000	Misc Expense (O&M)	CS	9300001760	9/30/2012	(6,810.18)
52500000	Misc Expense (O&M)	CS	9300001457	9/30/2012	(1,259.28)
52500000	Misc Expense (O&M)	CS	9300001749	9/30/2012	(542.43)
52500000	Misc Expense (O&M)	CS	9300001807	9/30/2012	(43.87)
52500000	Misc Expense (O&M)	UZ	2000000251	9/30/2012	(161,338.03)
52501100	Misc Oper SS	CS	9300001762	9/30/2012	4,152.36
52501300	Misc Oper WT	CS	9300001491	9/30/2012	87.50
52501300	Misc Oper WT	CS	9300001508	9/30/2012	1,981.38
52501400	Misc Oper TD	CS	9300001763	9/30/2012	284.03
52501400	Misc Oper TD	CS	9300001812	9/30/2012	111.33
52501400	Misc Oper TD	CS	9300001510	9/30/2012	1,715.62
52501400	Misc Oper TD	CS	9300001692	9/30/2012	282.78
52501400	Misc Oper TD	CS	9300001776	9/30/2012	587.08
52501600	Misc Oper AG	CS	9300001731	9/30/2012	(60,795.61)
52501600	Misc Oper AG	CS	9300001793	9/30/2012	4.26
52501600	Misc Oper AG	CS	9300002696	9/30/2012	(222,794.58)
52501600	Misc Oper AG	CS	9300001737	9/30/2012	(139.84)
52501600	Misc Oper AG	CS	9300001830	9/30/2012	302.17
52501600	Misc Oper AG	CS	9300001839	9/30/2012	239.90
52501600	Misc Oper AG	CS	9300001506	9/30/2012	1,767.76
52501600	Misc Oper AG	CS	9300001773	9/30/2012	166.16
52501600	Misc Oper AG	CS	9300001521	9/30/2012	159.00
52501600	Misc Oper AG	CS	9300001432	9/30/2012	40.88
52503000	Advertising	CF	9300001435	9/30/2012	(1,457.50)
52503000	Advertising	CF	9300001435	9/30/2012	1,457.50
52510000	Bank Svc Charges	SV	100001154	9/30/2012	17,941.24
52510000	Bank Svc Charges	SV	100001175	9/30/2012	17,112.43
52510000	Bank Svc Charges	SA	100001232	9/30/2012	(14,961.02)
52510000	Bank Svc Charges	SA	100001232	9/30/2012	14,961.02
52510000	Bank Svc Charges	CS	9300001762	9/30/2012	32,902.26
52510000	Bank Svc Charges	CS	9300001832	9/30/2012	(17,941.24)
52510000	Bank Svc Charges	CS	9300001755	9/30/2012	(16,437.32)
52510000	Bank Svc Charges	CS	9300001844	9/30/2012	(17,112.43)
52510000	Bank Svc Charges	CS	9300002762	9/30/2012	14,961.02
52510000	Bank Svc Charges	CS	9300002761	9/30/2012	(14,961.02)
52510015	Bank Svc Charges-CA	CS	9300001755	9/30/2012	16,437.32
52510015	Bank Svc Charges-CA	CS	9300001844	9/30/2012	17,112.43
52510015	Bank Svc Charges-CA	CS	9300002762	9/30/2012	(14,961.02)
52510016	Bank Svc Charges-AG	CS	9300001762	9/30/2012	(32,902.26)
52510016	Bank Svc Charges-AG	CS	9300001832	9/30/2012	17,941.24
52510016	Bank Svc Charges-AG	CS	9300002761	9/30/2012	14,961.02
52514500	Charitb Don-H/Ed/En	CF	9300001435	9/30/2012	(22,000.00)
52514500	Charitb Don-H/Ed/En	CF	9300001435	9/30/2012	22,000.00
52514904	Cust Edu Comm-Consrv	CF	9300001435	9/30/2012	(964.95)
52514904	Cust Edu Comm-Consrv	CF	9300001435	9/30/2012	964.95
52514905	Cust Edu Comm-Printd	CF	9300001435	9/30/2012	(71.02)
52514905	Cust Edu Comm-Printd	CF	9300001435	9/30/2012	71.02
52514906	Cust Edu-Bill Insert	CF	9300001435	9/30/2012	(238.50)
52514906	Cust Edu-Bill Insert	CF	9300001435	9/30/2012	238.50
52515000	Commun Relations-E	CF	9300001435	9/30/2012	(2,319.05)
52515000	Commun Relations-E	CF	9300001435	9/30/2012	2,319.05

Kentucky American Water Company  
Case No. 2012-00520  
Response to PSC DR1, Item 31

Account	Description	Doc Type	Document Number	Posting Date	Amount
52515001	Commun Relations-S	CF	9300001435	9/30/2012	(1,862.99)
52515001	Commun Relations-S	CF	9300001435	9/30/2012	1,862.99
52520000	Collection Agencies	SV	100001179	9/30/2012	2,024.89
52520000	Collection Agencies	SV	100001180	9/30/2012	3,176.65
52520000	Collection Agencies	SV	100001180	9/30/2012	2,352.00
52520000	Collection Agencies	SV	100001180	9/30/2012	2,755.72
52520000	Collection Agencies	CF	9300001845	9/30/2012	(10,309.26)
52520000	Collection Agencies	CF	9300001845	9/30/2012	10,309.26
52524000	Co Dues/Mmbrshp Ded	SA	100001113	9/30/2012	532.11
52524000	Co Dues/Mmbrshp Ded	SA	100001121	9/30/2012	307.11
52524000	Co Dues/Mmbrshp Ded	CF	9300001730	9/30/2012	(439.83)
52524000	Co Dues/Mmbrshp Ded	CF	9300001730	9/30/2012	439.83
52524000	Co Dues/Mmbrshp Ded	CF	9300001732	9/30/2012	(839.22)
52524000	Co Dues/Mmbrshp Ded	CF	9300001732	9/30/2012	839.22
52524000	Co Dues/Mmbrshp Ded	CF	9300001792	9/30/2012	(439.83)
52524000	Co Dues/Mmbrshp Ded	CF	9300001792	9/30/2012	439.83
52524000	Co Dues/Mmbrshp Ded	CF	9300001794	9/30/2012	(3,800.50)
52524000	Co Dues/Mmbrshp Ded	CF	9300001794	9/30/2012	3,800.50
52524000	Co Dues/Mmbrshp Ded	CF	9300001798	9/30/2012	(833.33)
52524000	Co Dues/Mmbrshp Ded	CF	9300001798	9/30/2012	833.33
52524000	Co Dues/Mmbrshp Ded	SR	9600000050	9/30/2012	833.33
52524000	Co Dues/Mmbrshp Ded	SR	9600000051	9/30/2012	439.83
52524000	Co Dues/Mmbrshp Ded	SR	9600000054	9/30/2012	3,800.50
52526100	Credit Line Fees I/C	SV	100001165	9/30/2012	5,941.83
52526100	Credit Line Fees I/C	SA	100001206	9/30/2012	3,234.65
52526100	Credit Line Fees I/C	SG	100001226	9/30/2012	(3,234.65)
52526100	Credit Line Fees I/C	SA	100001229	9/30/2012	3,234.65
52527000	Directors Fees	CF	9300001433	9/30/2012	(150.00)
52527000	Directors Fees	CF	9300001433	9/30/2012	150.00
52532000	Electricity	SV	100001152	9/30/2012	73.20
52532000	Electricity	SV	100001152	9/30/2012	12.16
52532000	Electricity	SV	100001152	9/30/2012	3,798.02
52532000	Electricity	SV	100001152	9/30/2012	502.58
52532000	Electricity	SV	100001152	9/30/2012	6,279.72
52532000	Electricity	SV	100001152	9/30/2012	154.64
52532000	Electricity	SV	100001152	9/30/2012	1,438.38
52532000	Electricity	SV	100001228	9/30/2012	(12.91)
52532000	Electricity	SV	100001228	9/30/2012	(2.15)
52532000	Electricity	SV	100001228	9/30/2012	(669.97)
52532000	Electricity	SV	100001228	9/30/2012	(88.66)
52532000	Electricity	SV	100001228	9/30/2012	(1,107.74)
52532000	Electricity	SV	100001228	9/30/2012	(27.28)
52532000	Electricity	SV	100001249	9/30/2012	(1.85)
52532000	Electricity	SV	100001249	9/30/2012	(5.96)
52532000	Electricity	SV	100001249	9/30/2012	(39.12)
52532000	Electricity	SV	100001250	9/30/2012	12.91
52532000	Electricity	SV	100001250	9/30/2012	2.15
52532000	Electricity	SV	100001250	9/30/2012	669.97
52532000	Electricity	SV	100001250	9/30/2012	88.66
52532000	Electricity	SV	100001250	9/30/2012	1,107.74
52532000	Electricity	SV	100001250	9/30/2012	27.28
52532000	Electricity	SV	100001253	9/30/2012	45.56
52532000	Electricity	SV	100001253	9/30/2012	88.19
52532000	Electricity	SV	100001253	9/30/2012	52.95
52532000	Electricity	SV	100001254	9/30/2012	5.80
52532000	Electricity	SV	100001254	9/30/2012	2.50
52532000	Electricity	SV	100001254	9/30/2012	170.59
52532000	Electricity	SV	100001254	9/30/2012	37.25
52532000	Electricity	SV	100001254	9/30/2012	333.64
52532000	Electricity	SV	100001254	9/30/2012	14.00
52532000	Electricity	CS	9300001491	9/30/2012	(70.33)
52532000	Electricity	CS	9300001769	9/30/2012	52.06
52532000	Electricity	CS	9300001813	9/30/2012	(73.20)
52532000	Electricity	CS	9300002741	9/30/2012	12.91
52532000	Electricity	CS	9300002778	9/30/2012	(16.86)
52532000	Electricity	CS	9300001743	9/30/2012	14.20
52532000	Electricity	CS	9300001801	9/30/2012	(12.16)
52532000	Electricity	CS	9300002721	9/30/2012	2.15
52532000	Electricity	CS	9300002770	9/30/2012	(50.21)
52532000	Electricity	CS	9300001510	9/30/2012	(2,441.74)
52532000	Electricity	CS	9300001692	9/30/2012	(59.58)
52532000	Electricity	CS	9300001776	9/30/2012	3,943.73
52532000	Electricity	CS	9300001817	9/30/2012	(3,798.02)
52532000	Electricity	CS	9300002752	9/30/2012	669.97
52532000	Electricity	CS	9300002779	9/30/2012	(922.79)
52532000	Electricity	CS	9300001445	9/30/2012	(504.76)
52532000	Electricity	CS	9300001638	9/30/2012	(30.49)

Kentucky American Water Company  
Case No. 2012-00520  
Response to PSC DR1, Item 31

Account	Description	Doc Type	Document Number	Posting Date	Amount
52532000	Electricity	CS	9300001742	9/30/2012	1,693.80
52532000	Electricity	CS	9300001800	9/30/2012	(1,940.96)
52532000	Electricity	CS	9300002719	9/30/2012	88.66
52532000	Electricity	CS	9300002769	9/30/2012	(139.74)
52532000	Electricity	CS	9300001476	9/30/2012	(6,742.20)
52532000	Electricity	CS	9300001758	9/30/2012	8,443.80
52532000	Electricity	CS	9300001810	9/30/2012	(6,279.72)
52532000	Electricity	CS	9300002735	9/30/2012	1,107.74
52532000	Electricity	CS	9300002775	9/30/2012	(1,441.38)
52532000	Electricity	CS	9300001432	9/30/2012	(275.22)
52532000	Electricity	CS	9300001736	9/30/2012	224.45
52532000	Electricity	CS	9300001797	9/30/2012	(154.64)
52532000	Electricity	CS	9300002711	9/30/2012	27.28
52532000	Electricity	CS	9300002767	9/30/2012	(41.28)
52532013	Electricity WT	CS	9300001491	9/30/2012	70.33
52532013	Electricity WT	CS	9300001769	9/30/2012	(52.06)
52532013	Electricity WT	CS	9300001813	9/30/2012	73.20
52532013	Electricity WT	CS	9300002741	9/30/2012	(12.91)
52532013	Electricity WT	CS	9300002778	9/30/2012	16.86
52532013	Electricity WT	CS	9300001743	9/30/2012	(14.20)
52532013	Electricity WT	CS	9300001801	9/30/2012	12.16
52532013	Electricity WT	CS	9300002721	9/30/2012	(2.15)
52532013	Electricity WT	CS	9300002770	9/30/2012	50.21
52532014	Electricity TD	CS	9300001510	9/30/2012	2,441.74
52532014	Electricity TD	CS	9300001692	9/30/2012	59.58
52532014	Electricity TD	CS	9300001776	9/30/2012	(3,943.73)
52532014	Electricity TD	CS	9300001817	9/30/2012	3,798.02
52532014	Electricity TD	CS	9300002752	9/30/2012	(669.97)
52532014	Electricity TD	CS	9300002779	9/30/2012	922.79
52532014	Electricity TD	CS	9300001445	9/30/2012	504.76
52532014	Electricity TD	CS	9300001638	9/30/2012	30.49
52532014	Electricity TD	CS	9300001742	9/30/2012	(1,693.80)
52532014	Electricity TD	CS	9300001800	9/30/2012	1,940.96
52532014	Electricity TD	CS	9300002719	9/30/2012	(88.66)
52532014	Electricity TD	CS	9300002769	9/30/2012	139.74
52532016	Electricity AG	CS	9300001476	9/30/2012	6,742.20
52532016	Electricity AG	CS	9300001758	9/30/2012	(8,443.80)
52532016	Electricity AG	CS	9300001810	9/30/2012	6,279.72
52532016	Electricity AG	CS	9300002735	9/30/2012	(1,107.74)
52532016	Electricity AG	CS	9300002775	9/30/2012	1,441.38
52532016	Electricity AG	CS	9300001432	9/30/2012	275.22
52532016	Electricity AG	CS	9300001736	9/30/2012	(224.45)
52532016	Electricity AG	CS	9300001797	9/30/2012	154.64
52532016	Electricity AG	CS	9300002711	9/30/2012	(27.28)
52532016	Electricity AG	CS	9300002767	9/30/2012	41.28
52534000	Employee Expenses	SV	100001185	9/30/2012	28,695.14
52534000	Employee Expenses	SV	100001186	9/30/2012	20,299.92
52534000	Employee Expenses	SV	100001192	9/30/2012	12,880.47
52534000	Employee Expenses	SV	100001251	9/30/2012	(1,297.86)
52534000	Employee Expenses	CF	9300001625	9/30/2012	(237.50)
52534000	Employee Expenses	CF	9300001625	9/30/2012	237.50
52534000	Employee Expenses	CF	9300001732	9/30/2012	20,489.70
52534000	Employee Expenses	CF	9300001732	9/30/2012	(20,489.70)
52534000	Employee Expenses	CF	9300001837	9/30/2012	(48,995.06)
52534000	Employee Expenses	CF	9300001837	9/30/2012	48,995.06
52534000	Employee Expenses	CF	9300002546	9/30/2012	(12,880.47)
52534000	Employee Expenses	CF	9300002546	9/30/2012	12,880.47
52534000	Employee Expenses	CF	9300002765	9/30/2012	1,297.86
52534000	Employee Expenses	CF	9300002765	9/30/2012	(1,297.86)
52534000	Employee Expenses	UT	9300001617	9/30/2012	(12.50)
52534200	Conferences & Reg	SA	100001111	9/30/2012	54.10
52534200	Conferences & Reg	CF	9300001732	9/30/2012	(54.10)
52534200	Conferences & Reg	CF	9300001732	9/30/2012	54.10
52535000	Meals Deductible	SV	100001185	9/30/2012	28,695.13
52535000	Meals Deductible	SV	100001186	9/30/2012	20,299.93
52535000	Meals Deductible	SV	100001192	9/30/2012	12,880.48
52535000	Meals Deductible	SV	100001251	9/30/2012	(1,297.85)
52535000	Meals Deductible	CF	9300001732	9/30/2012	20,489.70
52535000	Meals Deductible	CF	9300001732	9/30/2012	(20,489.70)
52535000	Meals Deductible	CF	9300001768	9/30/2012	(967.96)
52535000	Meals Deductible	CF	9300001768	9/30/2012	967.96
52535000	Meals Deductible	CF	9300001837	9/30/2012	(48,995.06)
52535000	Meals Deductible	CF	9300001837	9/30/2012	48,995.06
52535000	Meals Deductible	CF	9300002546	9/30/2012	(12,880.48)
52535000	Meals Deductible	CF	9300002546	9/30/2012	12,880.48
52535000	Meals Deductible	CF	9300002765	9/30/2012	1,297.85
52535000	Meals Deductible	CF	9300002765	9/30/2012	(1,297.85)

Kentucky American Water Company  
Case No. 2012-00520  
Response to PSC DR1, Item 31

Account	Description	Doc Type	Document Number	Posting Date	Amount
52542000	Forms	SV	100001153	9/30/2012	49,497.18
52542000	Forms	CS	9300001755	9/30/2012	32,998.12
52542000	Forms	CS	9300001831	9/30/2012	(49,497.18)
52542015	Forms CA	CS	9300001755	9/30/2012	(32,998.12)
52542015	Forms CA	CS	9300001831	9/30/2012	49,497.18
52546000	Grounds Keeping	CS	9300001491	9/30/2012	(9,385.95)
52546000	Grounds Keeping	CS	9300001769	9/30/2012	4,023.17
52546000	Grounds Keeping	CS	9300001418	9/30/2012	(106.00)
52546000	Grounds Keeping	CS	9300001429	9/30/2012	(318.00)
52546000	Grounds Keeping	CS	9300001734	9/30/2012	(53.00)
52546000	Grounds Keeping	CS	9300001445	9/30/2012	(888.28)
52546000	Grounds Keeping	CS	9300001460	9/30/2012	(42.40)
52546013	Grounds Keeping WT	CS	9300001491	9/30/2012	9,385.95
52546013	Grounds Keeping WT	CS	9300001769	9/30/2012	(4,023.17)
52546013	Grounds Keeping WT	CS	9300001418	9/30/2012	106.00
52546013	Grounds Keeping WT	CS	9300001429	9/30/2012	318.00
52546013	Grounds Keeping WT	CS	9300001734	9/30/2012	53.00
52546014	Grounds Keeping TD	CS	9300001445	9/30/2012	888.28
52546014	Grounds Keeping TD	CS	9300001460	9/30/2012	42.40
52548000	Heating Oil/Gas	SV	100001152	9/30/2012	441.46
52548000	Heating Oil/Gas	SV	100001152	9/30/2012	8.70
52548000	Heating Oil/Gas	SV	100001152	9/30/2012	864.61
52548000	Heating Oil/Gas	SV	100001228	9/30/2012	(77.87)
52548000	Heating Oil/Gas	SV	100001228	9/30/2012	(1.53)
52548000	Heating Oil/Gas	SV	100001228	9/30/2012	(152.52)
52548000	Heating Oil/Gas	SV	100001249	9/30/2012	(19.69)
52548000	Heating Oil/Gas	SV	100001249	9/30/2012	(1.53)
52548000	Heating Oil/Gas	SV	100001249	9/30/2012	(67.98)
52548000	Heating Oil/Gas	SV	100001250	9/30/2012	77.87
52548000	Heating Oil/Gas	SV	100001250	9/30/2012	1.53
52548000	Heating Oil/Gas	SV	100001250	9/30/2012	152.52
52548000	Heating Oil/Gas	SV	100001254	9/30/2012	22.94
52548000	Heating Oil/Gas	SV	100001254	9/30/2012	0.49
52548000	Heating Oil/Gas	SV	100001254	9/30/2012	43.61
52548000	Heating Oil/Gas	CS	9300001510	9/30/2012	(453.12)
52548000	Heating Oil/Gas	CS	9300001776	9/30/2012	540.94
52548000	Heating Oil/Gas	CS	9300001817	9/30/2012	(441.46)
52548000	Heating Oil/Gas	CS	9300002752	9/30/2012	77.87
52548000	Heating Oil/Gas	CS	9300002779	9/30/2012	(81.12)
52548000	Heating Oil/Gas	CS	9300001448	9/30/2012	(9.22)
52548000	Heating Oil/Gas	CS	9300001745	9/30/2012	8.68
52548000	Heating Oil/Gas	CS	9300001803	9/30/2012	(8.70)
52548000	Heating Oil/Gas	CS	9300002723	9/30/2012	1.53
52548000	Heating Oil/Gas	CS	9300002772	9/30/2012	(0.49)
52548000	Heating Oil/Gas	CS	9300001476	9/30/2012	(832.88)
52548000	Heating Oil/Gas	CS	9300001758	9/30/2012	1,023.84
52548000	Heating Oil/Gas	CS	9300001810	9/30/2012	(864.61)
52548000	Heating Oil/Gas	CS	9300002735	9/30/2012	152.52
52548000	Heating Oil/Gas	CS	9300002775	9/30/2012	(128.15)
52548014	Heating Oil/Gas TD	CS	9300001510	9/30/2012	453.12
52548014	Heating Oil/Gas TD	CS	9300001776	9/30/2012	(540.94)
52548014	Heating Oil/Gas TD	CS	9300001817	9/30/2012	441.46
52548014	Heating Oil/Gas TD	CS	9300002752	9/30/2012	(77.87)
52548014	Heating Oil/Gas TD	CS	9300002779	9/30/2012	81.12
52548014	Heating Oil/Gas TD	CS	9300001448	9/30/2012	9.22
52548014	Heating Oil/Gas TD	CS	9300001745	9/30/2012	(8.68)
52548014	Heating Oil/Gas TD	CS	9300001803	9/30/2012	8.70
52548014	Heating Oil/Gas TD	CS	9300002723	9/30/2012	(1.53)
52548014	Heating Oil/Gas TD	CS	9300002772	9/30/2012	0.49
52548016	Heating Oil/Gas AG	CS	9300001476	9/30/2012	832.88
52548016	Heating Oil/Gas AG	CS	9300001758	9/30/2012	(1,023.84)
52548016	Heating Oil/Gas AG	CS	9300001810	9/30/2012	864.61
52548016	Heating Oil/Gas AG	CS	9300002735	9/30/2012	(152.52)
52548016	Heating Oil/Gas AG	CS	9300002775	9/30/2012	128.15
52548100	Hiring Costs	CF	9300001779	9/30/2012	(47.70)
52548100	Hiring Costs	CF	9300001779	9/30/2012	47.70
52550000	Janitorial	CS	9300001520	9/30/2012	(195.55)
52550000	Janitorial	CS	9300001491	9/30/2012	(146.32)
52550000	Janitorial	CS	9300001427	9/30/2012	(5,403.33)
52550012	Janitorial P	CS	9300001520	9/30/2012	195.55
52550013	Janitorial WT	CS	9300001491	9/30/2012	146.32
52550016	Janitorial AG	CS	9300001427	9/30/2012	5,403.33
52554500	Lab Supplies	SV	100001199	9/30/2012	1,600.00
52554500	Lab Supplies	CF	9300001430	9/30/2012	(738.18)
52554500	Lab Supplies	CF	9300001430	9/30/2012	738.18
52554500	Lab Supplies	CF	9300001458	9/30/2012	(55.36)
52554500	Lab Supplies	CF	9300001458	9/30/2012	55.36

Kentucky American Water Company  
Case No. 2012-00520  
Response to PSC DR1, Item 31

Account	Description	Doc Type	Document Number	Posting Date	Amount
52554500	Lab Supplies	CF	9300001479	9/30/2012	(293.85)
52554500	Lab Supplies	CF	9300001479	9/30/2012	293.85
52554500	Lab Supplies	CF	9300001509	9/30/2012	(5,300.43)
52554500	Lab Supplies	CF	9300001509	9/30/2012	5,300.43
52554500	Lab Supplies	CF	9300001691	9/30/2012	(300.86)
52554500	Lab Supplies	CF	9300001691	9/30/2012	300.86
52554500	Lab Supplies	CF	9300001750	9/30/2012	(61.69)
52554500	Lab Supplies	CF	9300001750	9/30/2012	61.69
52554500	Lab Supplies	CF	9300002551	9/30/2012	(1,600.00)
52554500	Lab Supplies	CF	9300002551	9/30/2012	1,600.00
52562000	Office Supplies	CS	9300001491	9/30/2012	(99.33)
52562000	Office Supplies	CS	9300001459	9/30/2012	(188.19)
52562000	Office Supplies	CS	9300001427	9/30/2012	(23.45)
52562000	Office Supplies	CS	9300001432	9/30/2012	(13.61)
52562013	Off&Adm Supplies WT	CS	9300001491	9/30/2012	99.33
52562013	Off&Adm Supplies WT	CS	9300001459	9/30/2012	188.19
52562016	Off&Adm Supplies AG	CS	9300001427	9/30/2012	23.45
52562016	Off&Adm Supplies AG	CS	9300001432	9/30/2012	13.61
52562500	Overnight Shippng	CS	9300001491	9/30/2012	(279.49)
52562500	Overnight Shippng	CS	9300001690	9/30/2012	(210.96)
52562500	Overnight Shippng	CS	9300001775	9/30/2012	(341.35)
52562500	Overnight Shippng	CS	9300001478	9/30/2012	(161.78)
52562500	Overnight Shippng	CS	9300001499	9/30/2012	(42.60)
52562500	Overnight Shippng	CS	9300001427	9/30/2012	(23.08)
52562513	Overnight Shippng WT	CS	9300001491	9/30/2012	279.49
52562513	Overnight Shippng WT	CS	9300001690	9/30/2012	210.96
52562513	Overnight Shippng WT	CS	9300001775	9/30/2012	341.35
52562513	Overnight Shippng WT	CS	9300001478	9/30/2012	161.78
52562515	Overnight Shippng CA	CS	9300001499	9/30/2012	42.60
52562516	Overnight Shippng AG	CS	9300001427	9/30/2012	23.08
52566000	Postage	SA	100001208	9/30/2012	40,558.31
52566000	Postage	SA	100001232	9/30/2012	38,937.26
52566000	Postage	SA	100001232	9/30/2012	(38,937.26)
52566000	Postage	CS	9300001784	9/30/2012	1,621.05
52566000	Postage	CS	9300002762	9/30/2012	(38,937.26)
52566000	Postage	CS	9300002545	9/30/2012	(40,558.31)
52566000	Postage	CS	9300002761	9/30/2012	38,937.26
52566015	Postage CA	CS	9300002762	9/30/2012	38,937.26
52566016	Postage AG	CS	9300001784	9/30/2012	(1,621.05)
52566016	Postage AG	CS	9300002545	9/30/2012	40,558.31
52566016	Postage AG	CS	9300002761	9/30/2012	(38,937.26)
52568000	Research & Develop	SA	100001110	9/30/2012	73.70
52568000	Research & Develop	SA	100001115	9/30/2012	1,700.50
52568000	Research & Develop	SA	100001140	9/30/2012	47.98
52568000	Research & Develop	CF	9300001732	9/30/2012	(1,822.18)
52568000	Research & Develop	CF	9300001732	9/30/2012	1,822.18
52571000	Security Svc	SV	100001199	9/30/2012	3,808.00
52571000	Security Svc	CS	9300002549	9/30/2012	(3,808.00)
52571016	Security Svc AG	CS	9300002549	9/30/2012	3,808.00
52571100	Add'l Security Costs	CF	9300001477	9/30/2012	(2,017.50)
52571100	Add'l Security Costs	CF	9300001477	9/30/2012	2,017.50
52571100	Add'l Security Costs	CF	9300001482	9/30/2012	(69.96)
52571100	Add'l Security Costs	CF	9300001482	9/30/2012	69.96
52571100	Add'l Security Costs	CF	9300001759	9/30/2012	1,685.94
52571100	Add'l Security Costs	CF	9300001759	9/30/2012	(1,685.94)
52571500	Software Licenses	SA	100001107	9/30/2012	240.11
52571500	Software Licenses	SA	100001108	9/30/2012	85.29
52571500	Software Licenses	SA	100001114	9/30/2012	286.35
52571500	Software Licenses	SA	100001116	9/30/2012	554.17
52571500	Software Licenses	SA	100001118	9/30/2012	1,953.48
52571500	Software Licenses	CF	9300001732	9/30/2012	(3,119.40)
52571500	Software Licenses	CF	9300001732	9/30/2012	3,119.40
52574000	Telephone	SV	100001178	9/30/2012	1,980.63
52574000	Telephone	SV	100001178	9/30/2012	3,225.90
52574000	Telephone	SV	100001178	9/30/2012	8.36
52574000	Telephone	SV	100001178	9/30/2012	475.70
52574000	Telephone	SV	100001178	9/30/2012	115.99
52574000	Telephone	SV	100001178	9/30/2012	9.54
52574000	Telephone	SV	100001178	9/30/2012	45.09
52574000	Telephone	SV	100001178	9/30/2012	1,628.38
52574000	Telephone	SV	100001178	9/30/2012	59.70
52574000	Telephone	CS	9300001436	9/30/2012	(2,046.65)
52574000	Telephone	CS	9300001739	9/30/2012	2,046.65
52574000	Telephone	CS	9300001840	9/30/2012	(1,980.63)
52574000	Telephone	CS	9300001501	9/30/2012	(2,128.22)
52574000	Telephone	CS	9300001684	9/30/2012	(354.80)
52574000	Telephone	CS	9300001772	9/30/2012	975.32



Kentucky American Water Company  
Case No. 2012-00520  
Response to PSC DR1, Item 31

Account	Description	Doc Type	Document Number	Posting Date	Amount
52574000	Telephone	CS	9300001853	9/30/2012	(3,225.90)
52574000	Telephone	CS	9300001427	9/30/2012	(7.12)
52574000	Telephone	CS	9300001731	9/30/2012	7.12
52574000	Telephone	CS	9300001452	9/30/2012	(25.73)
52574000	Telephone	CS	9300001747	9/30/2012	25.73
52574000	Telephone	CS	9300001843	9/30/2012	(8.36)
52574000	Telephone	CS	9300001490	9/30/2012	(330.91)
52574000	Telephone	CS	9300001767	9/30/2012	343.26
52574000	Telephone	CS	9300001851	9/30/2012	(475.70)
52574000	Telephone	CS	9300001424	9/30/2012	(334.20)
52574000	Telephone	CS	9300001729	9/30/2012	122.50
52574000	Telephone	CS	9300001835	9/30/2012	(115.99)
52574000	Telephone	CS	9300001506	9/30/2012	(0.76)
52574000	Telephone	CS	9300001773	9/30/2012	0.76
52574000	Telephone	CS	9300001854	9/30/2012	(9.54)
52574000	Telephone	CS	9300001444	9/30/2012	(46.59)
52574000	Telephone	CS	9300001741	9/30/2012	46.59
52574000	Telephone	CS	9300001841	9/30/2012	(45.09)
52574000	Telephone	CS	9300001432	9/30/2012	(1,222.49)
52574000	Telephone	CS	9300001626	9/30/2012	(2,647.41)
52574000	Telephone	CS	9300001736	9/30/2012	966.48
52574000	Telephone	CS	9300001838	9/30/2012	(1,628.38)
52574000	Telephone	CS	9300001474	9/30/2012	(61.69)
52574000	Telephone	CS	9300001660	9/30/2012	(162.24)
52574000	Telephone	CS	9300001756	9/30/2012	61.69
52574000	Telephone	CS	9300001846	9/30/2012	(59.70)
52574013	Telephone WT	CS	9300001436	9/30/2012	2,046.65
52574013	Telephone WT	CS	9300001739	9/30/2012	(2,046.65)
52574013	Telephone WT	CS	9300001840	9/30/2012	1,980.63
52574015	Telephone CA	CS	9300001501	9/30/2012	2,128.22
52574015	Telephone CA	CS	9300001684	9/30/2012	354.80
52574015	Telephone CA	CS	9300001772	9/30/2012	(975.32)
52574015	Telephone CA	CS	9300001853	9/30/2012	3,225.90
52574016	Telephone AG	CS	9300001427	9/30/2012	7.12
52574016	Telephone AG	CS	9300001731	9/30/2012	(7.12)
52574016	Telephone AG	CS	9300001452	9/30/2012	25.73
52574016	Telephone AG	CS	9300001747	9/30/2012	(25.73)
52574016	Telephone AG	CS	9300001843	9/30/2012	8.36
52574016	Telephone AG	CS	9300001490	9/30/2012	330.91
52574016	Telephone AG	CS	9300001767	9/30/2012	(343.26)
52574016	Telephone AG	CS	9300001851	9/30/2012	475.70
52574016	Telephone AG	CS	9300001424	9/30/2012	334.20
52574016	Telephone AG	CS	9300001729	9/30/2012	(122.50)
52574016	Telephone AG	CS	9300001835	9/30/2012	115.99
52574016	Telephone AG	CS	9300001506	9/30/2012	0.76
52574016	Telephone AG	CS	9300001773	9/30/2012	(0.76)
52574016	Telephone AG	CS	9300001854	9/30/2012	9.54
52574016	Telephone AG	CS	9300001444	9/30/2012	46.59
52574016	Telephone AG	CS	9300001741	9/30/2012	(46.59)
52574016	Telephone AG	CS	9300001841	9/30/2012	45.09
52574016	Telephone AG	CS	9300001432	9/30/2012	1,222.49
52574016	Telephone AG	CS	9300001626	9/30/2012	2,647.41
52574016	Telephone AG	CS	9300001736	9/30/2012	(966.48)
52574016	Telephone AG	CS	9300001838	9/30/2012	1,628.38
52574016	Telephone AG	CS	9300001474	9/30/2012	61.69
52574016	Telephone AG	CS	9300001660	9/30/2012	162.24
52574016	Telephone AG	CS	9300001756	9/30/2012	(61.69)
52574016	Telephone AG	CS	9300001846	9/30/2012	59.70
52574100	Cell Phone	SV	100001178	9/30/2012	112.58
52574100	Cell Phone	SV	100001178	9/30/2012	4.59
52574100	Cell Phone	SV	100001178	9/30/2012	484.41
52574100	Cell Phone	SV	100001178	9/30/2012	1,241.05
52574100	Cell Phone	SV	100001178	9/30/2012	485.74
52574100	Cell Phone	SV	100001178	9/30/2012	830.08
52574100	Cell Phone	SV	100001178	9/30/2012	133.74
52574100	Cell Phone	SV	100001178	9/30/2012	132.62
52574100	Cell Phone	SV	100001178	9/30/2012	118.33
52574100	Cell Phone	SV	100001178	9/30/2012	2,360.17
52574100	Cell Phone	SV	100001178	9/30/2012	4,410.54
52574100	Cell Phone	SV	100001178	9/30/2012	906.25
52574100	Cell Phone	SV	100001178	9/30/2012	126.69
52574100	Cell Phone	SV	100001178	9/30/2012	212.62
52574100	Cell Phone	SV	100001178	9/30/2012	488.10
52574100	Cell Phone	CS	9300001491	9/30/2012	(64.05)
52574100	Cell Phone	CS	9300001769	9/30/2012	50.63
52574100	Cell Phone	CS	9300001852	9/30/2012	(112.58)
52574100	Cell Phone	CS	9300001447	9/30/2012	(47.41)

Kentucky American Water Company  
Case No. 2012-00520  
Response to PSC DR1, Item 31

Account	Description	Doc Type	Document Number	Posting Date	Amount
52574100	Cell Phone	CS	9300001744	9/30/2012	6.12
52574100	Cell Phone	CS	9300001842	9/30/2012	(4.59)
52574100	Cell Phone	CS	9300001510	9/30/2012	(1,213.89)
52574100	Cell Phone	CS	9300001776	9/30/2012	351.52
52574100	Cell Phone	CS	9300001855	9/30/2012	(484.41)
52574100	Cell Phone	CS	9300001755	9/30/2012	641.21
52574100	Cell Phone	CS	9300001844	9/30/2012	(1,241.05)
52574100	Cell Phone	CS	9300001427	9/30/2012	(273.81)
52574100	Cell Phone	CS	9300001731	9/30/2012	216.46
52574100	Cell Phone	CS	9300001836	9/30/2012	(485.74)
52574100	Cell Phone	CS	9300001426	9/30/2012	(214.29)
52574100	Cell Phone	CS	9300001452	9/30/2012	(472.61)
52574100	Cell Phone	CS	9300001747	9/30/2012	373.63
52574100	Cell Phone	CS	9300001843	9/30/2012	(830.08)
52574100	Cell Phone	CS	9300001514	9/30/2012	(76.08)
52574100	Cell Phone	CS	9300001778	9/30/2012	60.15
52574100	Cell Phone	CS	9300001856	9/30/2012	(133.74)
52574100	Cell Phone	CS	9300001476	9/30/2012	(74.76)
52574100	Cell Phone	CS	9300001758	9/30/2012	59.10
52574100	Cell Phone	CS	9300001848	9/30/2012	(132.62)
52574100	Cell Phone	CS	9300001434	9/30/2012	(70.17)
52574100	Cell Phone	CS	9300001737	9/30/2012	55.47
52574100	Cell Phone	CS	9300001839	9/30/2012	(118.33)
52574100	Cell Phone	CS	9300001490	9/30/2012	(1,487.95)
52574100	Cell Phone	CS	9300001767	9/30/2012	1,298.50
52574100	Cell Phone	CS	9300001851	9/30/2012	(2,360.17)
52574100	Cell Phone	CS	9300001506	9/30/2012	(3,201.61)
52574100	Cell Phone	CS	9300001773	9/30/2012	2,110.54
52574100	Cell Phone	CS	9300001854	9/30/2012	(4,410.54)
52574100	Cell Phone	CS	9300001521	9/30/2012	(457.86)
52574100	Cell Phone	CS	9300001785	9/30/2012	361.21
52574100	Cell Phone	CS	9300001857	9/30/2012	(906.25)
52574100	Cell Phone	CS	9300001475	9/30/2012	(116.87)
52574100	Cell Phone	CS	9300001757	9/30/2012	61.03
52574100	Cell Phone	CS	9300001847	9/30/2012	(126.69)
52574100	Cell Phone	CS	9300001432	9/30/2012	(121.54)
52574100	Cell Phone	CS	9300001736	9/30/2012	96.09
52574100	Cell Phone	CS	9300001838	9/30/2012	(212.62)
52574100	Cell Phone	CS	9300001489	9/30/2012	(251.37)
52574100	Cell Phone	CS	9300001766	9/30/2012	198.73
52574100	Cell Phone	CS	9300001850	9/30/2012	(488.10)
52574113	Cell Phone WT	CS	9300001491	9/30/2012	64.05
52574113	Cell Phone WT	CS	9300001769	9/30/2012	(50.63)
52574113	Cell Phone WT	CS	9300001852	9/30/2012	112.58
52574114	Cell Phone TD	CS	9300001447	9/30/2012	47.41
52574114	Cell Phone TD	CS	9300001744	9/30/2012	(6.12)
52574114	Cell Phone TD	CS	9300001842	9/30/2012	4.59
52574114	Cell Phone TD	CS	9300001510	9/30/2012	1,213.89
52574114	Cell Phone TD	CS	9300001776	9/30/2012	(351.52)
52574114	Cell Phone TD	CS	9300001855	9/30/2012	484.41
52574115	Cell Phone CA	CS	9300001755	9/30/2012	(641.21)
52574115	Cell Phone CA	CS	9300001844	9/30/2012	1,241.05
52574116	Cell Phone AG	CS	9300001427	9/30/2012	273.81
52574116	Cell Phone AG	CS	9300001731	9/30/2012	(216.46)
52574116	Cell Phone AG	CS	9300001836	9/30/2012	485.74
52574116	Cell Phone AG	CS	9300001426	9/30/2012	214.29
52574116	Cell Phone AG	CS	9300001452	9/30/2012	472.61
52574116	Cell Phone AG	CS	9300001747	9/30/2012	(373.63)
52574116	Cell Phone AG	CS	9300001843	9/30/2012	830.08
52574116	Cell Phone AG	CS	9300001514	9/30/2012	76.08
52574116	Cell Phone AG	CS	9300001778	9/30/2012	(60.15)
52574116	Cell Phone AG	CS	9300001856	9/30/2012	133.74
52574116	Cell Phone AG	CS	9300001476	9/30/2012	74.76
52574116	Cell Phone AG	CS	9300001758	9/30/2012	(59.10)
52574116	Cell Phone AG	CS	9300001848	9/30/2012	132.62
52574116	Cell Phone AG	CS	9300001434	9/30/2012	70.17
52574116	Cell Phone AG	CS	9300001737	9/30/2012	(55.47)
52574116	Cell Phone AG	CS	9300001839	9/30/2012	118.33
52574116	Cell Phone AG	CS	9300001490	9/30/2012	1,487.95
52574116	Cell Phone AG	CS	9300001767	9/30/2012	(1,298.50)
52574116	Cell Phone AG	CS	9300001851	9/30/2012	2,360.17
52574116	Cell Phone AG	CS	9300001506	9/30/2012	(3,201.61)
52574116	Cell Phone AG	CS	9300001773	9/30/2012	(2,110.54)
52574116	Cell Phone AG	CS	9300001854	9/30/2012	4,410.54
52574116	Cell Phone AG	CS	9300001521	9/30/2012	457.86
52574116	Cell Phone AG	CS	9300001785	9/30/2012	(361.21)
52574116	Cell Phone AG	CS	9300001857	9/30/2012	906.25

Kentucky American Water Company  
Case No. 2012-00520  
Response to PSC DR1, Item 31

Account	Description	Doc Type	Document Number	Posting Date	Amount
52574116	Cell Phone AG	CS	9300001475	9/30/2012	116.87
52574116	Cell Phone AG	CS	9300001757	9/30/2012	(61.03)
52574116	Cell Phone AG	CS	9300001847	9/30/2012	126.69
52574116	Cell Phone AG	CS	9300001432	9/30/2012	121.54
52574116	Cell Phone AG	CS	9300001736	9/30/2012	(96.09)
52574116	Cell Phone AG	CS	9300001838	9/30/2012	212.62
52574116	Cell Phone AG	CS	9300001489	9/30/2012	251.37
52574116	Cell Phone AG	CS	9300001766	9/30/2012	(198.73)
52574116	Cell Phone AG	CS	9300001850	9/30/2012	488.10
52578000	Trash Removal	CS	9300001491	9/30/2012	(661.13)
52578000	Trash Removal	CS	9300001510	9/30/2012	(1,527.08)
52578000	Trash Removal	CS	9300001776	9/30/2012	(320.75)
52578000	Trash Removal	CS	9300001756	9/30/2012	(170.27)
52578013	Trash Removal WT	CS	9300001491	9/30/2012	661.13
52578014	Trash Removal TD	CS	9300001510	9/30/2012	1,527.08
52578014	Trash Removal TD	CS	9300001776	9/30/2012	320.75
52578016	Trash Removal AG	CS	9300001756	9/30/2012	170.27
52583000	Water & WW	SN	100001135	9/30/2012	(73.97)
52583000	Water & WW	SN	100001135	9/30/2012	(58.56)
52583000	Water & WW	SN	100001143	9/30/2012	(2.02)
52583000	Water & WW	SN	100001143	9/30/2012	(0.38)
52583000	Water & WW	SN	100001143	9/30/2012	(0.95)
52583000	Water & WW	SN	100001143	9/30/2012	(64.79)
52583000	Water & WW	SN	100001143	9/30/2012	(6.12)
52583000	Water & WW	CS	9300001476	9/30/2012	(4,079.78)
52583000	Water & WW	CS	9300001758	9/30/2012	105.76
52583000	Water & WW	CS	9300001810	9/30/2012	72.24
52583000	Water & WW	CS	9300001506	9/30/2012	(675.83)
52583000	Water & WW	CS	9300001773	9/30/2012	(0.98)
52583000	Water & WW	CS	9300001815	9/30/2012	2.02
52583016	Water & WW AG	CS	9300001476	9/30/2012	4,079.78
52583016	Water & WW AG	CS	9300001758	9/30/2012	(105.76)
52583016	Water & WW AG	CS	9300001810	9/30/2012	(72.24)
52583016	Water & WW AG	CS	9300001506	9/30/2012	675.83
52583016	Water & WW AG	CS	9300001773	9/30/2012	0.98
52583016	Water & WW AG	CS	9300001815	9/30/2012	(2.02)
52801100	Indirect OH Clearing	SA	100001194	9/30/2012	539.50
52801100	Indirect OH Clearing	SA	100001194	9/30/2012	691.12
52801100	Indirect OH Clearing	SA	100001194	9/30/2012	5,324.39
52801100	Indirect OH Clearing	SA	100001194	9/30/2012	1,956.00
52801100	Indirect OH Clearing	SA	100001194	9/30/2012	1,304.00
52801100	Indirect OH Clearing	SA	100001194	9/30/2012	1,304.00
52801100	Indirect OH Clearing	SA	100001194	9/30/2012	2,934.00
52801100	Indirect OH Clearing	SA	100001194	9/30/2012	22,078.01
52801100	Indirect OH Clearing	SA	100001194	9/30/2012	619.40
52801100	Indirect OH Clearing	SA	100001194	9/30/2012	618.31
52801100	Indirect OH Clearing	SA	100001194	9/30/2012	619.40
52801100	Indirect OH Clearing	SA	100001194	9/30/2012	6,520.00
52801100	Indirect OH Clearing	SA	100001194	9/30/2012	1,304.00
52801100	Indirect OH Clearing	SA	100001194	9/30/2012	4,042.40
52801100	Indirect OH Clearing	SA	100001194	9/30/2012	3,260.00
52801100	Indirect OH Clearing	SA	100001194	9/30/2012	326.00
52801100	Indirect OH Clearing	SA	100001194	9/30/2012	5,542.00
52801100	Indirect OH Clearing	SA	100001194	9/30/2012	2,608.00
52801100	Indirect OH Clearing	SA	100001194	9/30/2012	1,010.60
52801100	Indirect OH Clearing	SA	100001194	9/30/2012	3,390.40
52801100	Indirect OH Clearing	SA	100001194	9/30/2012	560.49
52801100	Indirect OH Clearing	SA	100001194	9/30/2012	665.42
52801100	Indirect OH Clearing	SA	100001194	9/30/2012	560.49
52801100	Indirect OH Clearing	SA	100001194	9/30/2012	455.58
52801100	Indirect OH Clearing	SA	100001194	9/30/2012	665.42
52801100	Indirect OH Clearing	SA	100001194	9/30/2012	663.34
52801100	Indirect OH Clearing	SA	100001194	9/30/2012	1,199.94
52801100	Indirect OH Clearing	SA	100001194	9/30/2012	41.32
52801100	Indirect OH Clearing	SA	100001194	9/30/2012	41.32
52801100	Indirect OH Clearing	SA	100001194	9/30/2012	41.32
52801100	Indirect OH Clearing	SA	100001194	9/30/2012	41.32
52801100	Indirect OH Clearing	SA	100001194	9/30/2012	142.14
52801100	Indirect OH Clearing	SA	100001194	9/30/2012	32.69
52801100	Indirect OH Clearing	SA	100001194	9/30/2012	(71,102.32)
52801100	Indirect OH Clearing	UT	9300002544	9/30/2012	71,102.32
52801100	Indirect OH Clearing	SL	100001177	9/30/2012	2,097.55
52801100	Indirect OH Clearing	UZ	2000000205	9/30/2012	(2,097.55)
52801100	Indirect OH Clearing	SL	100001177	9/30/2012	(23.24)
52801100	Indirect OH Clearing	UZ	2000000205	9/30/2012	23.24
52801100	Indirect OH Clearing	SL	100001177	9/30/2012	447.64
52801100	Indirect OH Clearing	UZ	2000000205	9/30/2012	(447.64)

Kentucky American Water Company  
Case No. 2012-00520  
Response to PSC DR1, Item 31

Account	Description	Doc Type	Document Number	Posting Date	Amount
52801100	Indirect OH Clearing	SL	100001177	9/30/2012	(138.51)
52801100	Indirect OH Clearing	UZ	2000000205	9/30/2012	138.51
52801100	Indirect OH Clearing	SL	100001177	9/30/2012	246.01
52801100	Indirect OH Clearing	UZ	2000000205	9/30/2012	(246.01)
52801100	Indirect OH Clearing	SL	100001177	9/30/2012	673.52
52801100	Indirect OH Clearing	UZ	2000000205	9/30/2012	(673.52)
52801100	Indirect OH Clearing	SL	100001177	9/30/2012	140.47
52801100	Indirect OH Clearing	UZ	2000000205	9/30/2012	(140.47)
52801100	Indirect OH Clearing	SL	100001177	9/30/2012	2.71
52801100	Indirect OH Clearing	SL	100001177	9/30/2012	621.58
52801100	Indirect OH Clearing	UZ	2000000205	9/30/2012	(2.71)
52801100	Indirect OH Clearing	UZ	2000000205	9/30/2012	(621.58)
52801100	Indirect OH Clearing	SL	100001177	9/30/2012	53.75
52801100	Indirect OH Clearing	UZ	2000000205	9/30/2012	(53.75)
52801100	Indirect OH Clearing	SL	100001177	9/30/2012	115.49
52801100	Indirect OH Clearing	UZ	2000000205	9/30/2012	(115.49)
52801100	Indirect OH Clearing	SL	100001177	9/30/2012	413.97
52801100	Indirect OH Clearing	UZ	2000000205	9/30/2012	(413.97)
52801100	Indirect OH Clearing	SL	100001177	9/30/2012	439.04
52801100	Indirect OH Clearing	UZ	2000000205	9/30/2012	1,043.53
52801100	Indirect OH Clearing	UZ	2000000205	9/30/2012	(439.04)
52801100	Indirect OH Clearing	UZ	2000000205	9/30/2012	(1,043.53)
52801100	Indirect OH Clearing	SL	100001177	9/30/2012	(38.94)
52801100	Indirect OH Clearing	UZ	2000000205	9/30/2012	38.94
52801100	Indirect OH Clearing	SL	100001177	9/30/2012	233.59
52801100	Indirect OH Clearing	UZ	2000000205	9/30/2012	(233.59)
52801100	Indirect OH Clearing	SL	100001177	9/30/2012	627.52
52801100	Indirect OH Clearing	SL	100001177	9/30/2012	1,097.32
52801100	Indirect OH Clearing	UZ	2000000205	9/30/2012	(1,097.32)
52801100	Indirect OH Clearing	UZ	2000000205	9/30/2012	(627.52)
52801100	Indirect OH Clearing	SL	100001177	9/30/2012	19.25
52801100	Indirect OH Clearing	UZ	2000000205	9/30/2012	(19.25)
52801100	Indirect OH Clearing	SL	100001177	9/30/2012	212.55
52801100	Indirect OH Clearing	UZ	2000000205	9/30/2012	(212.55)
52801100	Indirect OH Clearing	SL	100001177	9/30/2012	(56.04)
52801100	Indirect OH Clearing	UZ	2000000205	9/30/2012	56.04
52801100	Indirect OH Clearing	UZ	2000000205	9/30/2012	(321.65)
52801100	Indirect OH Clearing	SL	100001177	9/30/2012	321.65
52801100	Indirect OH Clearing	UZ	2000000205	9/30/2012	(550.06)
52801100	Indirect OH Clearing	UZ	2000000205	9/30/2012	1,721.37
52801100	Indirect OH Clearing	UZ	2000000205	9/30/2012	(640.50)
52801100	Indirect OH Clearing	SL	100001177	9/30/2012	(1,721.37)
52801100	Indirect OH Clearing	SL	100001177	9/30/2012	640.50
52801100	Indirect OH Clearing	SL	100001177	9/30/2012	550.06
52801100	Indirect OH Clearing	UZ	2000000205	9/30/2012	(117.76)
52801100	Indirect OH Clearing	UZ	2000000205	9/30/2012	464.77
52801100	Indirect OH Clearing	UZ	2000000205	9/30/2012	7,691.11
52801100	Indirect OH Clearing	UZ	2000000205	9/30/2012	(1,470.71)
52801100	Indirect OH Clearing	SL	100001177	9/30/2012	(7,691.11)
52801100	Indirect OH Clearing	SL	100001177	9/30/2012	(464.77)
52801100	Indirect OH Clearing	SL	100001177	9/30/2012	117.76
52801100	Indirect OH Clearing	SL	100001177	9/30/2012	1,470.71
52801100	Indirect OH Clearing	UZ	2000000205	9/30/2012	22,078.01
52801100	Indirect OH Clearing	UZ	2000000206	9/30/2012	(22,078.01)
52801100	Indirect OH Clearing	SL	100001177	9/30/2012	(22,078.01)
52801100	Indirect OH Clearing	UZ	2000000205	9/30/2012	2,934.00
52801100	Indirect OH Clearing	UZ	2000000206	9/30/2012	(2,934.00)
52801100	Indirect OH Clearing	SL	100001177	9/30/2012	(2,934.00)
52801100	Indirect OH Clearing	UZ	2000000205	9/30/2012	539.50
52801100	Indirect OH Clearing	UZ	2000000205	9/30/2012	(999.84)
52801100	Indirect OH Clearing	UZ	2000000205	9/30/2012	(912.25)
52801100	Indirect OH Clearing	UZ	2000000206	9/30/2012	(539.50)
52801100	Indirect OH Clearing	SL	100001177	9/30/2012	(539.50)
52801100	Indirect OH Clearing	SL	100001177	9/30/2012	999.84
52801100	Indirect OH Clearing	SL	100001177	9/30/2012	912.25
52801100	Indirect OH Clearing	UZ	2000000205	9/30/2012	(529.75)
52801100	Indirect OH Clearing	SL	100001177	9/30/2012	529.75
52801100	Indirect OH Clearing	UZ	2000000205	9/30/2012	(2,189.31)
52801100	Indirect OH Clearing	SL	100001177	9/30/2012	2,189.31
52801100	Indirect OH Clearing	SL	100001177	9/30/2012	7.08
52801100	Indirect OH Clearing	UZ	2000000205	9/30/2012	(7.08)
52801100	Indirect OH Clearing	SL	100001177	9/30/2012	(666.36)
52801100	Indirect OH Clearing	UZ	2000000205	9/30/2012	666.36
52801100	Indirect OH Clearing	SL	100001177	9/30/2012	(656.70)
52801100	Indirect OH Clearing	UZ	2000000205	9/30/2012	656.70
52801100	Indirect OH Clearing	UZ	2000000206	9/30/2012	(663.34)
52801100	Indirect OH Clearing	SL	100001177	9/30/2012	(33.27)

Kentucky American Water Company  
Case No. 2012-00520  
Response to PSC DR1, Item 31

Account	Description	Doc Type	Document Number	Posting Date	Amount
52801100	Indirect OH Clearing	UZ	2000000205	9/30/2012	33.27
52801100	Indirect OH Clearing	UZ	2000000206	9/30/2012	(665.42)
52801100	Indirect OH Clearing	SL	100001177	9/30/2012	(320.96)
52801100	Indirect OH Clearing	UZ	2000000205	9/30/2012	320.96
52801100	Indirect OH Clearing	UZ	2000000206	9/30/2012	(455.58)
52801100	Indirect OH Clearing	SL	100001177	9/30/2012	(440.95)
52801100	Indirect OH Clearing	UZ	2000000205	9/30/2012	440.95
52801100	Indirect OH Clearing	UZ	2000000206	9/30/2012	(560.49)
52801100	Indirect OH Clearing	SL	100001177	9/30/2012	(658.76)
52801100	Indirect OH Clearing	UZ	2000000205	9/30/2012	658.76
52801100	Indirect OH Clearing	UZ	2000000206	9/30/2012	(665.42)
52801100	Indirect OH Clearing	SL	100001177	9/30/2012	(514.28)
52801100	Indirect OH Clearing	UZ	2000000205	9/30/2012	514.28
52801100	Indirect OH Clearing	UZ	2000000206	9/30/2012	(560.49)
52801100	Indirect OH Clearing	SL	100001177	9/30/2012	5.91
52801100	Indirect OH Clearing	UZ	2000000205	9/30/2012	(5.91)
52801100	Indirect OH Clearing	SL	100001177	9/30/2012	2.15
52801100	Indirect OH Clearing	UZ	2000000205	9/30/2012	(2.15)
52801100	Indirect OH Clearing	SL	100001177	9/30/2012	84.76
52801100	Indirect OH Clearing	SL	100001177	9/30/2012	740.50
52801100	Indirect OH Clearing	UZ	2000000205	9/30/2012	(740.50)
52801100	Indirect OH Clearing	UZ	2000000205	9/30/2012	(84.76)
52801100	Indirect OH Clearing	UZ	2000000206	9/30/2012	(183.46)
52801100	Indirect OH Clearing	SL	100001177	9/30/2012	177.32
52801100	Indirect OH Clearing	UZ	2000000205	9/30/2012	(177.32)
52801100	Indirect OH Clearing	SL	100001177	9/30/2012	31.03
52801100	Indirect OH Clearing	SL	100001177	9/30/2012	357.76
52801100	Indirect OH Clearing	UZ	2000000205	9/30/2012	(31.03)
52801100	Indirect OH Clearing	UZ	2000000205	9/30/2012	(357.76)
52801100	Indirect OH Clearing	SL	100001177	9/30/2012	34.33
52801100	Indirect OH Clearing	UZ	2000000205	9/30/2012	(34.33)
52801100	Indirect OH Clearing	SL	100001177	9/30/2012	58.48
52801100	Indirect OH Clearing	SL	100001177	9/30/2012	1,255.83
52801100	Indirect OH Clearing	UZ	2000000205	9/30/2012	(58.48)
52801100	Indirect OH Clearing	UZ	2000000205	9/30/2012	(1,255.83)
52801100	Indirect OH Clearing	UZ	2000000206	9/30/2012	(41.32)
52801100	Indirect OH Clearing	SL	100001177	9/30/2012	96.97
52801100	Indirect OH Clearing	UZ	2000000205	9/30/2012	(96.97)
52801100	Indirect OH Clearing	SL	100001177	9/30/2012	69.72
52801100	Indirect OH Clearing	UZ	2000000205	9/30/2012	(69.72)
52801100	Indirect OH Clearing	SL	100001177	9/30/2012	360.23
52801100	Indirect OH Clearing	SL	100001177	9/30/2012	(3,390.40)
52801100	Indirect OH Clearing	UZ	2000000205	9/30/2012	3,390.40
52801100	Indirect OH Clearing	UZ	2000000205	9/30/2012	(360.23)
52801100	Indirect OH Clearing	UZ	2000000206	9/30/2012	(3,390.40)
52801100	Indirect OH Clearing	SL	100001177	9/30/2012	(1,010.60)
52801100	Indirect OH Clearing	SL	100001177	9/30/2012	137.90
52801100	Indirect OH Clearing	UZ	2000000205	9/30/2012	1,010.60
52801100	Indirect OH Clearing	UZ	2000000205	9/30/2012	(137.90)
52801100	Indirect OH Clearing	UZ	2000000206	9/30/2012	(1,010.60)
52801100	Indirect OH Clearing	SL	100001177	9/30/2012	55.42
52801100	Indirect OH Clearing	UZ	2000000205	9/30/2012	(55.42)
52801100	Indirect OH Clearing	SL	100001177	9/30/2012	(2,608.00)
52801100	Indirect OH Clearing	SL	100001177	9/30/2012	166.26
52801100	Indirect OH Clearing	UZ	2000000205	9/30/2012	2,608.00
52801100	Indirect OH Clearing	UZ	2000000205	9/30/2012	(166.26)
52801100	Indirect OH Clearing	UZ	2000000206	9/30/2012	(2,608.00)
52801100	Indirect OH Clearing	SL	100001177	9/30/2012	296.27
52801100	Indirect OH Clearing	SL	100001177	9/30/2012	5,816.26
52801100	Indirect OH Clearing	UZ	2000000205	9/30/2012	(5,816.26)
52801100	Indirect OH Clearing	UZ	2000000205	9/30/2012	(296.27)
52801100	Indirect OH Clearing	SL	100001177	9/30/2012	(88.86)
52801100	Indirect OH Clearing	UZ	2000000205	9/30/2012	88.86
52801100	Indirect OH Clearing	SL	100001177	9/30/2012	1,352.47
52801100	Indirect OH Clearing	SL	100001177	9/30/2012	429.48
52801100	Indirect OH Clearing	UZ	2000000205	9/30/2012	(429.48)
52801100	Indirect OH Clearing	UZ	2000000205	9/30/2012	(1,352.47)
52801100	Indirect OH Clearing	UZ	2000000206	9/30/2012	(74.01)
52801100	Indirect OH Clearing	SL	100001177	9/30/2012	100.32
52801100	Indirect OH Clearing	SL	100001177	9/30/2012	62.32
52801100	Indirect OH Clearing	UZ	2000000205	9/30/2012	(62.32)
52801100	Indirect OH Clearing	UZ	2000000205	9/30/2012	(100.32)
52801100	Indirect OH Clearing	SL	100001177	9/30/2012	41.73
52801100	Indirect OH Clearing	UZ	2000000205	9/30/2012	(41.73)
52801100	Indirect OH Clearing	SL	100001177	9/30/2012	53.79
52801100	Indirect OH Clearing	UZ	2000000205	9/30/2012	(53.79)
52801100	Indirect OH Clearing	SL	100001177	9/30/2012	6.85

Kentucky American Water Company  
Case No. 2012-00520  
Response to PSC DR1, Item 31

Account	Description	Doc Type	Document Number	Posting Date	Amount
52801100	Indirect OH Clearing	UZ	2000000205	9/30/2012	(6.85)
52801100	Indirect OH Clearing	SL	100001177	9/30/2012	(1,891.06)
52801100	Indirect OH Clearing	UZ	2000000205	9/30/2012	1,891.06
52801100	Indirect OH Clearing	UZ	2000000206	9/30/2012	(1,891.06)
52801100	Indirect OH Clearing	SL	100001177	9/30/2012	1,444.83
52801100	Indirect OH Clearing	SL	100001177	9/30/2012	123.95
52801100	Indirect OH Clearing	UZ	2000000205	9/30/2012	(123.95)
52801100	Indirect OH Clearing	UZ	2000000205	9/30/2012	(1,444.83)
52801100	Indirect OH Clearing	SL	100001177	9/30/2012	169.19
52801100	Indirect OH Clearing	UZ	2000000205	9/30/2012	(169.19)
52801100	Indirect OH Clearing	SL	100001177	9/30/2012	375.51
52801100	Indirect OH Clearing	SL	100001177	9/30/2012	(4,210.48)
52801100	Indirect OH Clearing	UZ	2000000205	9/30/2012	(375.51)
52801100	Indirect OH Clearing	UZ	2000000205	9/30/2012	4,210.48
52801100	Indirect OH Clearing	UZ	2000000206	9/30/2012	(5,583.32)
52801100	Indirect OH Clearing	SL	100001177	9/30/2012	10.89
52801100	Indirect OH Clearing	UZ	2000000205	9/30/2012	(10.89)
52801100	Indirect OH Clearing	SL	100001177	9/30/2012	14.18
52801100	Indirect OH Clearing	UZ	2000000205	9/30/2012	(14.18)
52801100	Indirect OH Clearing	SL	100001177	9/30/2012	(283.62)
52801100	Indirect OH Clearing	UZ	2000000205	9/30/2012	283.62
52801100	Indirect OH Clearing	UZ	2000000206	9/30/2012	(326.00)
52801100	Indirect OH Clearing	SL	100001177	9/30/2012	(52.72)
52801100	Indirect OH Clearing	UZ	2000000205	9/30/2012	52.72
52801100	Indirect OH Clearing	SL	100001177	9/30/2012	(2,836.20)
52801100	Indirect OH Clearing	UZ	2000000205	9/30/2012	2,836.20
52801100	Indirect OH Clearing	UZ	2000000206	9/30/2012	(3,260.00)
52801100	Indirect OH Clearing	SL	100001177	9/30/2012	(3,516.89)
52801100	Indirect OH Clearing	UZ	2000000205	9/30/2012	3,516.89
52801100	Indirect OH Clearing	UZ	2000000206	9/30/2012	(4,042.40)
52801100	Indirect OH Clearing	SL	100001177	9/30/2012	(2,622.43)
52801100	Indirect OH Clearing	UZ	2000000205	9/30/2012	2,622.43
52801100	Indirect OH Clearing	UZ	2000000206	9/30/2012	(5,324.39)
52801100	Indirect OH Clearing	SL	100001177	9/30/2012	821.17
52801100	Indirect OH Clearing	UZ	2000000205	9/30/2012	(821.17)
52801100	Indirect OH Clearing	SL	100001177	9/30/2012	(24.61)
52801100	Indirect OH Clearing	UZ	2000000205	9/30/2012	24.61
52801100	Indirect OH Clearing	SL	100001177	9/30/2012	2,785.67
52801100	Indirect OH Clearing	UZ	2000000205	9/30/2012	(2,785.67)
52801100	Indirect OH Clearing	SL	100001177	9/30/2012	2,511.21
52801100	Indirect OH Clearing	UZ	2000000205	9/30/2012	(2,511.21)
52801100	Indirect OH Clearing	SL	100001177	9/30/2012	746.54
52801100	Indirect OH Clearing	SL	100001177	9/30/2012	13,842.94
52801100	Indirect OH Clearing	UZ	2000000205	9/30/2012	(746.54)
52801100	Indirect OH Clearing	UZ	2000000205	9/30/2012	(13,842.94)
52801100	Indirect OH Clearing	SL	100001177	9/30/2012	345.91
52801100	Indirect OH Clearing	UZ	2000000205	9/30/2012	(345.91)
52801100	Indirect OH Clearing	SL	100001177	9/30/2012	174.85
52801100	Indirect OH Clearing	UZ	2000000205	9/30/2012	(174.85)
52801100	Indirect OH Clearing	SL	100001177	9/30/2012	106.51
52801100	Indirect OH Clearing	SL	100001177	9/30/2012	2,605.46
52801100	Indirect OH Clearing	UZ	2000000205	9/30/2012	(106.51)
52801100	Indirect OH Clearing	UZ	2000000205	9/30/2012	(2,605.46)
52801100	Indirect OH Clearing	SL	100001177	9/30/2012	5,459.70
52801100	Indirect OH Clearing	SL	100001177	9/30/2012	(17.70)
52801100	Indirect OH Clearing	UZ	2000000205	9/30/2012	17.70
52801100	Indirect OH Clearing	UZ	2000000205	9/30/2012	(5,459.70)
52801100	Indirect OH Clearing	SL	100001177	9/30/2012	205.09
52801100	Indirect OH Clearing	UZ	2000000205	9/30/2012	(205.09)
52801100	Indirect OH Clearing	SL	100001177	9/30/2012	723.26
52801100	Indirect OH Clearing	UZ	2000000205	9/30/2012	(723.26)
52801100	Indirect OH Clearing	SL	100001177	9/30/2012	(1,016.83)
52801100	Indirect OH Clearing	UZ	2000000205	9/30/2012	1,016.83
52801100	Indirect OH Clearing	UZ	2000000206	9/30/2012	(1,304.00)
52801100	Indirect OH Clearing	SL	100001177	9/30/2012	(1,044.83)
52801100	Indirect OH Clearing	UZ	2000000205	9/30/2012	1,044.83
52801100	Indirect OH Clearing	UZ	2000000206	9/30/2012	(1,304.00)
52801100	Indirect OH Clearing	SL	100001177	9/30/2012	(1,956.00)
52801100	Indirect OH Clearing	UZ	2000000205	9/30/2012	1,956.00
52801100	Indirect OH Clearing	UZ	2000000206	9/30/2012	(1,956.00)
52801100	Indirect OH Clearing	SL	100001177	9/30/2012	2,654.44
52801100	Indirect OH Clearing	SL	100001177	9/30/2012	158.96
52801100	Indirect OH Clearing	UZ	2000000205	9/30/2012	(158.96)
52801100	Indirect OH Clearing	UZ	2000000205	9/30/2012	(2,654.44)
52801100	Indirect OH Clearing	SL	100001177	9/30/2012	3,409.60
52801100	Indirect OH Clearing	UZ	2000000205	9/30/2012	(3,409.60)
52801100	Indirect OH Clearing	SL	100001177	9/30/2012	1,409.88

Kentucky American Water Company  
Case No. 2012-00520  
Response to PSC DR1, Item 31

Account	Description	Doc Type	Document Number	Posting Date	Amount
52801100	Indirect OH Clearing	SL	100001177	9/30/2012	270.58
52801100	Indirect OH Clearing	UZ	2000000205	9/30/2012	(270.58)
52801100	Indirect OH Clearing	UZ	2000000205	9/30/2012	(1,409.88)
52801100	Indirect OH Clearing	UZ	2000000206	9/30/2012	(1,304.00)
52801100	Indirect OH Clearing	SL	100001177	9/30/2012	(5.26)
52801100	Indirect OH Clearing	UZ	2000000205	9/30/2012	5.26
52801100	Indirect OH Clearing	SL	100001177	9/30/2012	419.76
52801100	Indirect OH Clearing	UZ	2000000205	9/30/2012	(419.76)
52801100	Indirect OH Clearing	SL	100001177	9/30/2012	864.66
52801100	Indirect OH Clearing	UZ	2000000205	9/30/2012	(864.66)
52801100	Indirect OH Clearing	SL	100001177	9/30/2012	(6,520.00)
52801100	Indirect OH Clearing	UZ	2000000205	9/30/2012	6,520.00
52801100	Indirect OH Clearing	UZ	2000000206	9/30/2012	(6,520.00)
52801100	Indirect OH Clearing	SL	100001177	9/30/2012	(613.21)
52801100	Indirect OH Clearing	UZ	2000000205	9/30/2012	613.21
52801100	Indirect OH Clearing	UZ	2000000206	9/30/2012	(619.40)
52801100	Indirect OH Clearing	SL	100001177	9/30/2012	(612.13)
52801100	Indirect OH Clearing	UZ	2000000205	9/30/2012	612.13
52801100	Indirect OH Clearing	UZ	2000000206	9/30/2012	(618.31)
52801100	Indirect OH Clearing	SL	100001177	9/30/2012	(619.40)
52801100	Indirect OH Clearing	UZ	2000000205	9/30/2012	619.40
52801100	Indirect OH Clearing	UZ	2000000206	9/30/2012	(619.40)
52801100	Indirect OH Clearing	SL	100001177	9/30/2012	210.70
52801100	Indirect OH Clearing	UZ	2000000205	9/30/2012	(210.70)
52801100	Indirect OH Clearing	SL	100001177	9/30/2012	13.53
52801100	Indirect OH Clearing	UZ	2000000205	9/30/2012	(13.53)
52801100	Indirect OH Clearing	SL	100001177	9/30/2012	17.96
52801100	Indirect OH Clearing	UZ	2000000205	9/30/2012	(17.96)
52801100	Indirect OH Clearing	SL	100001177	9/30/2012	242.22
52801100	Indirect OH Clearing	UZ	2000000205	9/30/2012	(242.22)
52801100	Indirect OH Clearing	SL	100001177	9/30/2012	30.79
52801100	Indirect OH Clearing	UZ	2000000205	9/30/2012	(30.79)
52801100	Indirect OH Clearing	SL	100001177	9/30/2012	31.10
52801100	Indirect OH Clearing	UZ	2000000205	9/30/2012	(31.10)
52805100	Indirect OH RWIP Clr	SL	100001177	9/30/2012	63.68
52805100	Indirect OH RWIP Clr	UZ	2000000205	9/30/2012	(63.68)
52805100	Indirect OH RWIP Clr	SL	100001177	9/30/2012	(6.73)
52805100	Indirect OH RWIP Clr	UZ	2000000205	9/30/2012	6.73
52805100	Indirect OH RWIP Clr	SL	100001177	9/30/2012	(6.63)
52805100	Indirect OH RWIP Clr	UZ	2000000205	9/30/2012	6.63
52805100	Indirect OH RWIP Clr	SL	100001177	9/30/2012	(632.15)
52805100	Indirect OH RWIP Clr	UZ	2000000205	9/30/2012	632.15
52805100	Indirect OH RWIP Clr	SL	100001177	9/30/2012	(3.24)
52805100	Indirect OH RWIP Clr	UZ	2000000205	9/30/2012	3.24
52805100	Indirect OH RWIP Clr	SL	100001177	9/30/2012	(4.45)
52805100	Indirect OH RWIP Clr	UZ	2000000205	9/30/2012	4.45
52805100	Indirect OH RWIP Clr	SL	100001177	9/30/2012	(6.65)
52805100	Indirect OH RWIP Clr	UZ	2000000205	9/30/2012	6.65
52805100	Indirect OH RWIP Clr	SL	100001177	9/30/2012	(5.19)
52805100	Indirect OH RWIP Clr	UZ	2000000205	9/30/2012	5.19
52805100	Indirect OH RWIP Clr	SL	100001177	9/30/2012	26.28
52805100	Indirect OH RWIP Clr	SL	100001177	9/30/2012	564.22
52805100	Indirect OH RWIP Clr	UZ	2000000205	9/30/2012	(26.28)
52805100	Indirect OH RWIP Clr	UZ	2000000205	9/30/2012	(564.22)
52805100	Indirect OH RWIP Clr	SL	100001177	9/30/2012	43.57
52805100	Indirect OH RWIP Clr	UZ	2000000205	9/30/2012	(43.57)
52805100	Indirect OH RWIP Clr	SL	100001177	9/30/2012	(39.92)
52805100	Indirect OH RWIP Clr	UZ	2000000205	9/30/2012	39.92
52805100	Indirect OH RWIP Clr	SL	100001177	9/30/2012	192.95
52805100	Indirect OH RWIP Clr	SL	100001177	9/30/2012	607.63
52805100	Indirect OH RWIP Clr	UZ	2000000205	9/30/2012	(192.95)
52805100	Indirect OH RWIP Clr	UZ	2000000205	9/30/2012	(607.63)
52805100	Indirect OH RWIP Clr	SL	100001177	9/30/2012	45.07
52805100	Indirect OH RWIP Clr	SL	100001177	9/30/2012	28.00
52805100	Indirect OH RWIP Clr	UZ	2000000205	9/30/2012	(45.07)
52805100	Indirect OH RWIP Clr	UZ	2000000205	9/30/2012	(28.00)
52805100	Indirect OH RWIP Clr	SL	100001177	9/30/2012	(629.16)
52805100	Indirect OH RWIP Clr	SL	100001177	9/30/2012	56.11
52805100	Indirect OH RWIP Clr	UZ	2000000205	9/30/2012	629.16
52805100	Indirect OH RWIP Clr	UZ	2000000205	9/30/2012	(56.11)
52805100	Indirect OH RWIP Clr	SL	100001177	9/30/2012	1.63
52805100	Indirect OH RWIP Clr	UZ	2000000205	9/30/2012	(1.63)
52805100	Indirect OH RWIP Clr	SL	100001177	9/30/2012	2.12
52805100	Indirect OH RWIP Clr	UZ	2000000205	9/30/2012	(2.12)
52805100	Indirect OH RWIP Clr	SL	100001177	9/30/2012	(42.38)
52805100	Indirect OH RWIP Clr	UZ	2000000205	9/30/2012	42.38
52805100	Indirect OH RWIP Clr	SL	100001177	9/30/2012	(7.88)

Kentucky American Water Company  
Case No. 2012-00520  
Response to PSC DR1, Item 31

Account	Description	Doc Type	Document Number	Posting Date	Amount
52805100	Indirect OH RWIP Clr	UZ	2000000205	9/30/2012	7.88
52805100	Indirect OH RWIP Clr	SL	100001177	9/30/2012	(423.80)
52805100	Indirect OH RWIP Clr	UZ	2000000205	9/30/2012	423.80
52805100	Indirect OH RWIP Clr	SL	100001177	9/30/2012	(525.51)
52805100	Indirect OH RWIP Clr	UZ	2000000205	9/30/2012	525.51
52805100	Indirect OH RWIP Clr	SL	100001177	9/30/2012	(391.86)
52805100	Indirect OH RWIP Clr	UZ	2000000205	9/30/2012	391.86
52805100	Indirect OH RWIP Clr	SL	100001177	9/30/2012	122.70
52805100	Indirect OH RWIP Clr	UZ	2000000205	9/30/2012	(122.70)
52805100	Indirect OH RWIP Clr	SL	100001177	9/30/2012	(3.68)
52805100	Indirect OH RWIP Clr	UZ	2000000205	9/30/2012	3.68
52805100	Indirect OH RWIP Clr	SL	100001177	9/30/2012	22.79
52805100	Indirect OH RWIP Clr	UZ	2000000205	9/30/2012	(22.79)
52805100	Indirect OH RWIP Clr	SL	100001177	9/30/2012	96.07
52805100	Indirect OH RWIP Clr	UZ	2000000205	9/30/2012	(96.07)
52805100	Indirect OH RWIP Clr	SL	100001177	9/30/2012	(6.19)
52805100	Indirect OH RWIP Clr	UZ	2000000205	9/30/2012	6.19
52805100	Indirect OH RWIP Clr	SL	100001177	9/30/2012	(6.18)
52805100	Indirect OH RWIP Clr	UZ	2000000205	9/30/2012	6.18
52805100	Indirect OH RWIP Clr	SL	100001177	9/30/2012	59.43
52805100	Indirect OH RWIP Clr	UZ	2000000205	9/30/2012	(59.43)
52805100	Indirect OH RWIP Clr	SL	100001177	9/30/2012	0.31
52805100	Indirect OH RWIP Clr	UZ	2000000205	9/30/2012	(0.31)
53110000	Contr Svc-Eng	SN	100001143	9/30/2012	(265.95)
53150000	Contr Svc-Other	SV	100001166	9/30/2012	11,866.50
53150000	Contr Svc-Other	SV	100001181	9/30/2012	5,001.01
53150000	Contr Svc-Other	SV	100001199	9/30/2012	2,800.00
53150000	Contr Svc-Other	SV	100001211	9/30/2012	2,500.00
53150000	Contr Svc-Other	SV	100001211	9/30/2012	1,350.00
53150000	Contr Svc-Other	SV	100001211	9/30/2012	5,278.00
53150000	Contr Svc-Other	SV	100001215	9/30/2012	8,596.46
53150000	Contr Svc-Other	SV	100001215	9/30/2012	10,205.80
53150000	Contr Svc-Other	SV	100001215	9/30/2012	8,596.46
53150000	Contr Svc-Other	SV	100001215	9/30/2012	55,055.00
53150000	Contr Svc-Other	SV	100001215	9/30/2012	9,500.00
53150000	Contr Svc-Other	SV	100001215	9/30/2012	8,500.00
53150000	Contr Svc-Other	SV	100001215	9/30/2012	7,292.22
53150000	Contr Svc-Other	SV	100001215	9/30/2012	6,716.38
53150000	Contr Svc-Other	SV	100001215	9/30/2012	27,034.09
53150000	Contr Svc-Other	SV	100001215	9/30/2012	50,000.00
53150000	Contr Svc-Other	SV	100001215	9/30/2012	9,500.07
53150000	Contr Svc-Other	SV	100001215	9/30/2012	9,483.30
53150000	Contr Svc-Other	SV	100001215	9/30/2012	9,500.07
53150000	Contr Svc-Other	SV	100001215	9/30/2012	338,619.83
53150000	Contr Svc-Other	SV	100001215	9/30/2012	45,000.00
53150000	Contr Svc-Other	SV	100001215	9/30/2012	46,259.35
53150000	Contr Svc-Other	SV	100001215	9/30/2012	30,000.00
53150000	Contr Svc-Other	SV	100001215	9/30/2012	35,000.00
53150000	Contr Svc-Other	SV	100001215	9/30/2012	5,000.00
53150000	Contr Svc-Other	SV	100001215	9/30/2012	43,000.00
53150000	Contr Svc-Other	SV	100001215	9/30/2012	10,173.85
53150000	Contr Svc-Other	SV	100001215	9/30/2012	10,205.80
53150000	Contr Svc-Other	SV	100001215	9/30/2012	6,987.40
53150000	Contr Svc-Other	SV	100001222	9/30/2012	805.00
53150000	Contr Svc-Other	SV	100001222	9/30/2012	121,806.32
53150000	Contr Svc-Other	CF	9300001786	9/30/2012	(219.42)
53150000	Contr Svc-Other	CF	9300001786	9/30/2012	219.42
53150000	Contr Svc-Other	SR	9600000052	9/30/2012	905.00
53150000	Contr Svc-Other	SR	9600000052	9/30/2012	162.83
53150000	Contr Svc-Other	SR	9600000052	9/30/2012	1,862.92
53150000	Contr Svc-Other	SR	9600000052	9/30/2012	474.17
53150000	Contr Svc-Other	SR	9600000052	9/30/2012	725.92
53150000	Contr Svc-Other	SR	9600000052	9/30/2012	563.58
53150000	Contr Svc-Other	SR	9600000052	9/30/2012	204.33
53150000	Contr Svc-Other	UT	9300001618	9/30/2012	(762.38)
53150000	Contr Svc-Other	UT	9300001615	9/30/2012	(3,959.00)
53150000	Contr Svc-Other	UZ	2000000241	9/30/2012	(55,055.00)
53150000	Contr Svc-Other	UZ	2000000243	9/30/2012	(805.00)
53150000	Contr Svc-Other	UZ	2000000241	9/30/2012	(9,500.00)
53150000	Contr Svc-Other	CS	9300001491	9/30/2012	(2,693.70)
53150000	Contr Svc-Other	CS	9300001769	9/30/2012	1,023.94
53150000	Contr Svc-Other	CS	9300002699	9/30/2012	(1,350.00)
53150000	Contr Svc-Other	CS	9300001508	9/30/2012	(367.82)
53150000	Contr Svc-Other	CS	9300001816	9/30/2012	(3,968.01)
53150000	Contr Svc-Other	CS	9300002701	9/30/2012	(5,278.00)
53150000	Contr Svc-Other	CS	9300001811	9/30/2012	(767.91)
53150000	Contr Svc-Other	CS	9300001795	9/30/2012	(162.83)



Kentucky American Water Company  
Case No. 2012-00520  
Response to PSC DR1, Item 31

Account	Description	Doc Type	Document Number	Posting Date	Amount
53150000	Contr Svc-Other	CS	9300002697	9/30/2012	(2,500.00)
53150000	Contr Svc-Other	CS	9300001510	9/30/2012	(2,927.32)
53150000	Contr Svc-Other	CS	9300001776	9/30/2012	(1,443.75)
53150000	Contr Svc-Other	CS	9300002552	9/30/2012	(2,800.00)
53150000	Contr Svc-Other	CS	9300001445	9/30/2012	(744.63)
53150000	Contr Svc-Other	CS	9300001471	9/30/2012	(5,933.25)
53150000	Contr Svc-Other	CS	9300001427	9/30/2012	(1,050.76)
53150000	Contr Svc-Other	CS	9300001731	9/30/2012	17,799.75
53150000	Contr Svc-Other	CS	9300001828	9/30/2012	(11,866.50)
53150000	Contr Svc-Other	CS	9300001452	9/30/2012	(1,867.79)
53150000	Contr Svc-Other	CS	9300001747	9/30/2012	(312.90)
53150000	Contr Svc-Other	CS	9300001826	9/30/2012	10,418.14
53150000	Contr Svc-Other	CS	9300001835	9/30/2012	(5,001.01)
53150000	Contr Svc-Other	CS	9300001455	9/30/2012	(784.40)
53150000	Contr Svc-Other	CS	9300001515	9/30/2012	(3,843.40)
53150000	Contr Svc-Other	CS	9300001780	9/30/2012	(14,297.38)
53150000	Contr Svc-Other	CS	9300001764	9/30/2012	(292.56)
53150000	Contr Svc-Other	CS	9300001765	9/30/2012	(296.80)
53150000	Contr Svc-Other	CS	9300001457	9/30/2012	(188.33)
53150000	Contr Svc-Other	CS	9300001646	9/30/2012	(208.23)
53150000	Contr Svc-Other	CS	9300001749	9/30/2012	(1,412.21)
53150000	Contr Svc-Other	UZ	2000000243	9/30/2012	(121,806.32)
53150000	Contr Svc-Other	UZ	2000000241	9/30/2012	(338,619.83)
53150000	Contr Svc-Other	UZ	2000000241	9/30/2012	(45,000.00)
53150000	Contr Svc-Other	UZ	2000000241	9/30/2012	(46,259.35)
53150000	Contr Svc-Other	CS	9300001789	9/30/2012	(219.42)
53150000	Contr Svc-Other	UZ	2000000241	9/30/2012	(10,173.85)
53150000	Contr Svc-Other	UZ	2000000241	9/30/2012	(10,205.80)
53150000	Contr Svc-Other	UZ	2000000241	9/30/2012	(6,987.40)
53150000	Contr Svc-Other	UZ	2000000241	9/30/2012	(8,596.46)
53150000	Contr Svc-Other	UZ	2000000241	9/30/2012	(10,205.80)
53150000	Contr Svc-Other	UZ	2000000241	9/30/2012	(8,596.46)
53150000	Contr Svc-Other	UZ	2000000241	9/30/2012	(27,034.09)
53150000	Contr Svc-Other	UZ	2000000241	9/30/2012	(8,500.00)
53150000	Contr Svc-Other	UZ	2000000241	9/30/2012	(35,000.00)
53150000	Contr Svc-Other	UZ	2000000241	9/30/2012	(5,000.00)
53150000	Contr Svc-Other	UZ	2000000241	9/30/2012	(30,000.00)
53150000	Contr Svc-Other	UZ	2000000241	9/30/2012	(49,716.38)
53150000	Contr Svc-Other	UZ	2000000241	9/30/2012	(50,000.00)
53150000	Contr Svc-Other	UZ	2000000241	9/30/2012	(9,500.07)
53150000	Contr Svc-Other	UZ	2000000241	9/30/2012	(9,483.30)
53150000	Contr Svc-Other	UZ	2000000241	9/30/2012	(9,500.07)
53150000	Contr Svc-Other	UZ	2000000241	9/30/2012	(7,292.22)
53150013	Contr Svc-Other WT	CS	9300001491	9/30/2012	2,693.70
53150013	Contr Svc-Other WT	CS	9300001769	9/30/2012	(1,023.94)
53150013	Contr Svc-Other WT	CS	9300002699	9/30/2012	1,350.00
53150013	Contr Svc-Other WT	CS	9300001508	9/30/2012	367.82
53150013	Contr Svc-Other WT	CS	9300001816	9/30/2012	3,968.01
53150013	Contr Svc-Other WT	CS	9300002701	9/30/2012	5,278.00
53150013	Contr Svc-Other WT	CS	9300001811	9/30/2012	767.91
53150013	Contr Svc-Other WT	CS	9300001795	9/30/2012	162.83
53150013	Contr Svc-Other WT	CS	9300002697	9/30/2012	2,500.00
53150014	Contr Svc-Other TD	CS	9300001510	9/30/2012	2,927.32
53150014	Contr Svc-Other TD	CS	9300001776	9/30/2012	1,443.75
53150014	Contr Svc-Other TD	CS	9300002552	9/30/2012	2,800.00
53150014	Contr Svc-Other TD	CS	9300001445	9/30/2012	744.63
53150015	Contr Svc-Other CA	CS	9300001471	9/30/2012	5,933.25
53150016	Contr Svc-Other AG	CS	9300001427	9/30/2012	1,050.76
53150016	Contr Svc-Other AG	CS	9300001731	9/30/2012	(17,799.75)
53150016	Contr Svc-Other AG	CS	9300001828	9/30/2012	11,866.50
53150016	Contr Svc-Other AG	CS	9300001452	9/30/2012	1,867.79
53150016	Contr Svc-Other AG	CS	9300001747	9/30/2012	312.90
53150016	Contr Svc-Other AG	CS	9300001826	9/30/2012	(10,418.14)
53150016	Contr Svc-Other AG	CS	9300001835	9/30/2012	5,001.01
53151000	Contr Svc-Temp EE	SV	100001199	9/30/2012	7,224.00
53151000	Contr Svc-Temp EE	CS	9300001776	9/30/2012	3,956.00
53151000	Contr Svc-Temp EE	CS	9300002552	9/30/2012	(7,224.00)
53151000	Contr Svc-Temp EE	CS	9300001476	9/30/2012	(108.31)
53151000	Contr Svc-Temp EE	CS	9300001780	9/30/2012	4,176.18
53151000	Contr Svc-Temp EE	CS	9300001764	9/30/2012	617.18
53151000	Contr Svc-Temp EE	CS	9300001765	9/30/2012	641.20
53151014	Contr Svc-Temp EE TD	CS	9300001776	9/30/2012	(3,956.00)
53151014	Contr Svc-Temp EE TD	CS	9300002552	9/30/2012	7,224.00
53151014	Contr Svc-Temp EE TD	CS	9300001780	9/30/2012	(4,176.18)
53151014	Contr Svc-Temp EE TD	CS	9300001764	9/30/2012	(617.18)
53151014	Contr Svc-Temp EE TD	CS	9300001765	9/30/2012	(641.20)
53151016	Contr Svc-Temp EE AG	CS	9300001476	9/30/2012	108.31

Kentucky American Water Company  
Case No. 2012-00520  
Response to PSC DR1, Item 31

Account	Description	Doc Type	Document Number	Posting Date	Amount
53152000	Contr Svc-Lab Testng	CF	9300001492	9/30/2012	(768.50)
53152000	Contr Svc-Lab Testng	CF	9300001492	9/30/2012	768.50
53154000	Contr Svc-Audit Fees	SA	100001125	9/30/2012	7,371.00
53154000	Contr Svc-Audit Fees	CF	9300001732	9/30/2012	(7,371.00)
53154000	Contr Svc-Audit Fees	CF	9300001732	9/30/2012	7,371.00
53155000	Contr Svc-Legal	SV	100001207	9/30/2012	920.00
53155000	Contr Svc-Legal	SV	100001207	9/30/2012	11,667.50
53155000	Contr Svc-Legal	SV	100001207	9/30/2012	1,102.20
53155000	Contr Svc-Legal	SV	100001207	9/30/2012	379.00
53155000	Contr Svc-Legal	SV	100001207	9/30/2012	198.00
53155000	Contr Svc-Legal	SV	100001207	9/30/2012	4,308.30
53155000	Contr Svc-Legal	SV	100001207	9/30/2012	176.00
53155000	Contr Svc-Legal	SV	100001207	9/30/2012	117.00
53155000	Contr Svc-Legal	SV	100001218	9/30/2012	24,300.70
53155000	Contr Svc-Legal	CF	9300001738	9/30/2012	50,854.59
53155000	Contr Svc-Legal	CF	9300001738	9/30/2012	(50,854.59)
53155000	Contr Svc-Legal	CF	9300002547	9/30/2012	(18,489.00)
53155000	Contr Svc-Legal	CF	9300002547	9/30/2012	18,489.00
53155000	Contr Svc-Legal	UT	9300001707	9/30/2012	6,783.50
53155000	Contr Svc-Legal	UT	9300002543	9/30/2012	(379.00)
53155000	Contr Svc-Legal	UT	9300001726	9/30/2012	(6,788.77)
53155000	Contr Svc-Legal	UZ	2000000241	9/30/2012	(24,300.70)
53401000	AWWSC Labor OPEX	CF	9300001870	9/30/2012	(1.58)
53401000	AWWSC Labor OPEX	CF	9300001871	9/30/2012	(1.58)
53401000	AWWSC Labor OPEX	CF	9300001872	9/30/2012	(6.82)
53401000	AWWSC Labor OPEX	CF	9300001873	9/30/2012	46.00
53401000	AWWSC Labor OPEX	CF	9300001874	9/30/2012	(1.23)
53401000	AWWSC Labor OPEX	CF	9300001875	9/30/2012	319.40
53401000	AWWSC Labor OPEX	CF	9300001877	9/30/2012	2,436.54
53401000	AWWSC Labor OPEX	CF	9300001878	9/30/2012	309.27
53401000	AWWSC Labor OPEX	CF	9300002261	9/30/2012	233.00
53401000	AWWSC Labor OPEX	CF	9300002261	9/30/2012	7.42
53401000	AWWSC Labor OPEX	CF	9300002262	9/30/2012	423.42
53401000	AWWSC Labor OPEX	CF	9300002263	9/30/2012	378.15
53401000	AWWSC Labor OPEX	CF	9300002263	9/30/2012	17.57
53401000	AWWSC Labor OPEX	CF	9300002264	9/30/2012	(11.89)
53401000	AWWSC Labor OPEX	CF	9300002264	9/30/2012	7.11
53401000	AWWSC Labor OPEX	CF	9300002265	9/30/2012	84.08
53401000	AWWSC Labor OPEX	CF	9300002265	9/30/2012	0.72
53401000	AWWSC Labor OPEX	CF	9300002266	9/30/2012	1,837.68
53401000	AWWSC Labor OPEX	CF	9300002266	9/30/2012	28.85
53401000	AWWSC Labor OPEX	CF	9300002267	9/30/2012	901.63
53401000	AWWSC Labor OPEX	CF	9300002267	9/30/2012	8.74
53401000	AWWSC Labor OPEX	CF	9300002268	9/30/2012	1,747.25
53401000	AWWSC Labor OPEX	CF	9300002269	9/30/2012	1,696.48
53401000	AWWSC Labor OPEX	CF	9300002269	9/30/2012	6.25
53401000	AWWSC Labor OPEX	CF	9300002270	9/30/2012	3,051.87
53401000	AWWSC Labor OPEX	CF	9300002271	9/30/2012	8,595.43
53401000	AWWSC Labor OPEX	CF	9300002271	9/30/2012	1,036.80
53401000	AWWSC Labor OPEX	CF	9300002272	9/30/2012	178.06
53401000	AWWSC Labor OPEX	CF	9300002272	9/30/2012	17.12
53401000	AWWSC Labor OPEX	CF	9300002273	9/30/2012	1,259.35
53401000	AWWSC Labor OPEX	CF	9300002273	9/30/2012	116.24
53401000	AWWSC Labor OPEX	CF	9300002274	9/30/2012	924.82
53401000	AWWSC Labor OPEX	CF	9300002274	9/30/2012	494.82
53401000	AWWSC Labor OPEX	CF	9300002275	9/30/2012	13.78
53401000	AWWSC Labor OPEX	CF	9300002276	9/30/2012	71.53
53401000	AWWSC Labor OPEX	CF	9300002277	9/30/2012	1,849.61
53401000	AWWSC Labor OPEX	CF	9300002277	9/30/2012	1,085.30
53401000	AWWSC Labor OPEX	CF	9300002278	9/30/2012	8.88
53401000	AWWSC Labor OPEX	CF	9300002279	9/30/2012	4.42
53401000	AWWSC Labor OPEX	CF	9300002280	9/30/2012	69.31
53401000	AWWSC Labor OPEX	CF	9300002281	9/30/2012	20.57
53401000	AWWSC Labor OPEX	CF	9300002282	9/30/2012	87.40
53401000	AWWSC Labor OPEX	CF	9300002284	9/30/2012	16.66
53401000	AWWSC Labor OPEX	CF	9300002285	9/30/2012	20,651.17
53401000	AWWSC Labor OPEX	CF	9300002285	9/30/2012	3,383.85
53401000	AWWSC Labor OPEX	CF	9300002286	9/30/2012	(2.55)
53401000	AWWSC Labor OPEX	CF	9300002287	9/30/2012	343.01
53401000	AWWSC Labor OPEX	CF	9300002287	9/30/2012	122.51
53401000	AWWSC Labor OPEX	CF	9300002288	9/30/2012	15,637.99
53401000	AWWSC Labor OPEX	CF	9300002288	9/30/2012	2,031.75
53401000	AWWSC Labor OPEX	CF	9300002291	9/30/2012	584.94
53401000	AWWSC Labor OPEX	CF	9300002291	9/30/2012	8.70
53401000	AWWSC Labor OPEX	CF	9300002292	9/30/2012	554.44
53401000	AWWSC Labor OPEX	CF	9300002292	9/30/2012	31.26
53401000	AWWSC Labor OPEX	CF	9300002293	9/30/2012	310.36

Kentucky American Water Company  
Case No. 2012-00520  
Response to PSC DR1, Item 31

Account	Description	Doc Type	Document Number	Posting Date	Amount
53401000	AWWSC Labor OPEX	CF	9300002293	9/30/2012	31.91
53401000	AWWSC Labor OPEX	CF	9300002298	9/30/2012	644.27
53401000	AWWSC Labor OPEX	CF	9300002298	9/30/2012	511.85
53401000	AWWSC Labor OPEX	CF	9300002299	9/30/2012	2,298.80
53401000	AWWSC Labor OPEX	CF	9300002299	9/30/2012	228.28
53401000	AWWSC Labor OPEX	CF	9300002300	9/30/2012	1,451.05
53401000	AWWSC Labor OPEX	CF	9300002300	9/30/2012	48.33
53401000	AWWSC Labor OPEX	CF	9300002301	9/30/2012	496.55
53401000	AWWSC Labor OPEX	CF	9300002301	9/30/2012	397.81
53401000	AWWSC Labor OPEX	CF	9300002302	9/30/2012	717.65
53401000	AWWSC Labor OPEX	CF	9300002302	9/30/2012	354.97
53401000	AWWSC Labor OPEX	CF	9300002303	9/30/2012	236.57
53401000	AWWSC Labor OPEX	CF	9300002303	9/30/2012	423.27
53401000	AWWSC Labor OPEX	CF	9300002305	9/30/2012	1,036.38
53401000	AWWSC Labor OPEX	CF	9300002305	9/30/2012	39.93
53401000	AWWSC Labor OPEX	CF	9300002306	9/30/2012	105.07
53401000	AWWSC Labor OPEX	CF	9300002307	9/30/2012	325.06
53401000	AWWSC Labor OPEX	CF	9300002308	9/30/2012	902.64
53401000	AWWSC Labor OPEX	CF	9300002308	9/30/2012	270.19
53401000	AWWSC Labor OPEX	CF	9300002309	9/30/2012	1,299.77
53401000	AWWSC Labor OPEX	CF	9300002309	9/30/2012	569.67
53401000	AWWSC Labor OPEX	CF	9300002310	9/30/2012	211.10
53401000	AWWSC Labor OPEX	CF	9300002311	9/30/2012	36.43
53401000	AWWSC Labor OPEX	CF	9300002313	9/30/2012	1.18
53401000	AWWSC Labor OPEX	CF	9300002314	9/30/2012	47.82
53401000	AWWSC Labor OPEX	CF	9300002315	9/30/2012	534.23
53401000	AWWSC Labor OPEX	CF	9300002316	9/30/2012	129.68
53401000	AWWSC Labor OPEX	CF	9300002317	9/30/2012	113.91
53401000	AWWSC Labor OPEX	CF	9300002318	9/30/2012	24.86
53401000	AWWSC Labor OPEX	CF	9300002319	9/30/2012	320.20
53401000	AWWSC Labor OPEX	CF	9300002321	9/30/2012	(55.29)
53401000	AWWSC Labor OPEX	CF	9300002322	9/30/2012	382.99
53401000	AWWSC Labor OPEX	CF	9300002323	9/30/2012	0.52
53401000	AWWSC Labor OPEX	CF	9300002324	9/30/2012	424.81
53401000	AWWSC Labor OPEX	CF	9300002325	9/30/2012	70.62
53401000	AWWSC Labor OPEX	CF	9300002326	9/30/2012	(9.59)
53401000	AWWSC Labor OPEX	CF	9300002327	9/30/2012	201.00
53401000	AWWSC Labor OPEX	CF	9300002328	9/30/2012	194.66
53401000	AWWSC Labor OPEX	CF	9300002329	9/30/2012	79.85
53401000	AWWSC Labor OPEX	CF	9300002330	9/30/2012	79.85
53401000	AWWSC Labor OPEX	CF	9300002331	9/30/2012	479.10
53401000	AWWSC Labor OPEX	CF	9300002332	9/30/2012	91.63
53401000	AWWSC Labor OPEX	CF	9300002332	9/30/2012	878.35
53401000	AWWSC Labor OPEX	CF	9300002333	9/30/2012	638.80
53401000	AWWSC Labor OPEX	CF	9300002334	9/30/2012	696.88
53401000	AWWSC Labor OPEX	CF	9300002334	9/30/2012	960.15
53401000	AWWSC Labor OPEX	CF	9300002335	9/30/2012	338.14
53401000	AWWSC Labor OPEX	CF	9300002335	9/30/2012	1,038.05
53401000	AWWSC Labor OPEX	CF	9300002336	9/30/2012	1,681.96
53401000	AWWSC Labor OPEX	CF	9300002336	9/30/2012	328.59
53401000	AWWSC Labor OPEX	CF	9300002337	9/30/2012	141.15
53401000	AWWSC Labor OPEX	CF	9300002337	9/30/2012	399.25
53401000	AWWSC Labor OPEX	CF	9300002338	9/30/2012	239.55
53401000	AWWSC Labor OPEX	CF	9300002339	9/30/2012	399.25
53401000	AWWSC Labor OPEX	CF	9300002340	9/30/2012	399.25
53401000	AWWSC Labor OPEX	CF	9300002341	9/30/2012	718.65
53401000	AWWSC Labor OPEX	CF	9300002342	9/30/2012	878.35
53401000	AWWSC Labor OPEX	CF	9300002343	9/30/2012	479.10
53401000	AWWSC Labor OPEX	CF	9300002344	9/30/2012	65.83
53401000	AWWSC Labor OPEX	CF	9300002344	9/30/2012	138.65
53401000	AWWSC Labor OPEX	CF	9300002345	9/30/2012	479.10
53401000	AWWSC Labor OPEX	CF	9300002346	9/30/2012	1,357.44
53401000	AWWSC Labor OPEX	CF	9300002347	9/30/2012	1,117.89
53401000	AWWSC Labor OPEX	CF	9300002348	9/30/2012	638.80
53401000	AWWSC Labor OPEX	CF	9300002349	9/30/2012	1,596.99
53401000	AWWSC Labor OPEX	CF	9300002350	9/30/2012	479.10
53401000	AWWSC Labor OPEX	CF	9300002351	9/30/2012	878.35
53401000	AWWSC Labor OPEX	CF	9300002352	9/30/2012	79.85
53401000	AWWSC Labor OPEX	CF	9300002353	9/30/2012	79.85
53401000	AWWSC Labor OPEX	CF	9300002354	9/30/2012	399.25
53401000	AWWSC Labor OPEX	CF	9300002355	9/30/2012	239.55
53401000	AWWSC Labor OPEX	CF	9300002356	9/30/2012	159.70
53401000	AWWSC Labor OPEX	CF	9300002357	9/30/2012	239.55
53401000	AWWSC Labor OPEX	CF	9300002358	9/30/2012	319.40
53401000	AWWSC Labor OPEX	CF	9300002359	9/30/2012	319.40
53401000	AWWSC Labor OPEX	CF	9300002360	9/30/2012	479.10
53401000	AWWSC Labor OPEX	CF	9300002361	9/30/2012	662.80

Kentucky American Water Company  
Case No. 2012-00520  
Response to PSC DR1, Item 31

Account	Description	Doc Type	Document Number	Posting Date	Amount
53401000	AWWSC Labor OPEX	CF	9300002361	9/30/2012	239.55
53401000	AWWSC Labor OPEX	CF	9300002362	9/30/2012	719.67
53401000	AWWSC Labor OPEX	CF	9300002362	9/30/2012	718.65
53401000	AWWSC Labor OPEX	CF	9300002363	9/30/2012	2,324.00
53401000	AWWSC Labor OPEX	CF	9300002363	9/30/2012	511.04
53401000	AWWSC Labor OPEX	CF	9300002364	9/30/2012	1,014.66
53401000	AWWSC Labor OPEX	CF	9300002364	9/30/2012	17.79
53401000	AWWSC Labor OPEX	CF	9300002365	9/30/2012	562.69
53401000	AWWSC Labor OPEX	CF	9300002365	9/30/2012	323.52
53401000	AWWSC Labor OPEX	CF	9300002366	9/30/2012	893.81
53401000	AWWSC Labor OPEX	CF	9300002366	9/30/2012	489.76
53401000	AWWSC Labor OPEX	CF	9300002367	9/30/2012	1,228.41
53401000	AWWSC Labor OPEX	CF	9300002367	9/30/2012	598.39
53401000	AWWSC Labor OPEX	CF	9300002368	9/30/2012	2,008.62
53401000	AWWSC Labor OPEX	CF	9300002368	9/30/2012	1,038.05
53401000	AWWSC Labor OPEX	CF	9300002369	9/30/2012	708.28
53401000	AWWSC Labor OPEX	CF	9300002369	9/30/2012	489.23
53401000	AWWSC Labor OPEX	CF	9300002370	9/30/2012	157.18
53401000	AWWSC Labor OPEX	CF	9300002370	9/30/2012	480.22
53401000	AWWSC Labor OPEX	CF	9300002371	9/30/2012	1,460.15
53401000	AWWSC Labor OPEX	CF	9300002371	9/30/2012	1,296.11
53401000	AWWSC Labor OPEX	CF	9300002373	9/30/2012	237.06
53401000	AWWSC Labor OPEX	CF	9300002373	9/30/2012	1,655.74
53401000	AWWSC Labor OPEX	CF	9300002374	9/30/2012	761.37
53401000	AWWSC Labor OPEX	CF	9300002374	9/30/2012	239.55
53401000	AWWSC Labor OPEX	CF	9300002375	9/30/2012	(38,407.23)
53401000	AWWSC Labor OPEX	CF	9300002376	9/30/2012	1,293.75
53401000	AWWSC Labor OPEX	CF	9300002376	9/30/2012	558.95
53401000	AWWSC Labor OPEX	CF	9300002377	9/30/2012	79.85
53401000	AWWSC Labor OPEX	CF	9300002378	9/30/2012	558.95
53401000	AWWSC Labor OPEX	CF	9300002379	9/30/2012	1,038.05
53401000	AWWSC Labor OPEX	CF	9300002380	9/30/2012	3,634.31
53401000	AWWSC Labor OPEX	CF	9300002380	9/30/2012	958.20
53401000	AWWSC Labor OPEX	CF	9300002381	9/30/2012	1,328.26
53401000	AWWSC Labor OPEX	CF	9300002381	9/30/2012	638.80
53401000	AWWSC Labor OPEX	CF	9300002382	9/30/2012	1,090.28
53401000	AWWSC Labor OPEX	CF	9300002382	9/30/2012	479.10
53401000	AWWSC Labor OPEX	CF	9300002383	9/30/2012	2,082.42
53401000	AWWSC Labor OPEX	CF	9300002383	9/30/2012	558.95
53401000	AWWSC Labor OPEX	CF	9300002384	9/30/2012	675.04
53401000	AWWSC Labor OPEX	CF	9300002384	9/30/2012	399.25
53401000	AWWSC Labor OPEX	CF	9300002385	9/30/2012	1,541.59
53401000	AWWSC Labor OPEX	CF	9300002385	9/30/2012	1,131.18
53401000	AWWSC Labor OPEX	CF	9300002386	9/30/2012	1,390.39
53401000	AWWSC Labor OPEX	CF	9300002386	9/30/2012	479.10
53401000	AWWSC Labor OPEX	CF	9300002387	9/30/2012	898.83
53401000	AWWSC Labor OPEX	CF	9300002387	9/30/2012	166.00
53401000	AWWSC Labor OPEX	CF	9300002388	9/30/2012	5,599.73
53401000	AWWSC Labor OPEX	CF	9300002388	9/30/2012	578.42
53401000	AWWSC Labor OPEX	CF	9300002390	9/30/2012	794.53
53401000	AWWSC Labor OPEX	CF	9300002390	9/30/2012	445.84
53401000	AWWSC Labor OPEX	CF	9300002391	9/30/2012	1,018.49
53401000	AWWSC Labor OPEX	CF	9300002391	9/30/2012	1,197.74
53401000	AWWSC Labor OPEX	CF	9300002392	9/30/2012	745.16
53401000	AWWSC Labor OPEX	CF	9300002392	9/30/2012	(4,500.79)
53401000	AWWSC Labor OPEX	CF	9300002393	9/30/2012	798.50
53401000	AWWSC Labor OPEX	CF	9300002394	9/30/2012	666.17
53401000	AWWSC Labor OPEX	CF	9300002394	9/30/2012	789.48
53401000	AWWSC Labor OPEX	CF	9300002396	9/30/2012	595.53
53401000	AWWSC Labor OPEX	CF	9300002396	9/30/2012	1,980.64
53401000	AWWSC Labor OPEX	CF	9300002397	9/30/2012	52.93
53401000	AWWSC Labor OPEX	CF	9300002397	9/30/2012	1,277.59
53401000	AWWSC Labor OPEX	CF	9300002399	9/30/2012	79.85
53401000	AWWSC Labor OPEX	CF	9300002400	9/30/2012	724.36
53401000	AWWSC Labor OPEX	CF	9300002400	9/30/2012	878.35
53401000	AWWSC Labor OPEX	CF	9300002401	9/30/2012	604.40
53401000	AWWSC Labor OPEX	CF	9300002401	9/30/2012	1,756.69
53401000	AWWSC Labor OPEX	CF	9300002402	9/30/2012	1,517.14
53401000	AWWSC Labor OPEX	CF	9300002403	9/30/2012	1,197.74
53401000	AWWSC Labor OPEX	CF	9300002404	9/30/2012	1,357.44
53401000	AWWSC Labor OPEX	CF	9300002405	9/30/2012	(38.80)
53401000	AWWSC Labor OPEX	CF	9300002405	9/30/2012	1,197.74
53401000	AWWSC Labor OPEX	CF	9300002406	9/30/2012	45.95
53401000	AWWSC Labor OPEX	CF	9300002406	9/30/2012	558.95
53401000	AWWSC Labor OPEX	CF	9300002407	9/30/2012	(65.11)
53401000	AWWSC Labor OPEX	CF	9300002407	9/30/2012	935.87
53401000	AWWSC Labor OPEX	CF	9300002410	9/30/2012	(12.55)

Kentucky American Water Company  
Case No. 2012-00520  
Response to PSC DR1, Item 31

Account	Description	Doc Type	Document Number	Posting Date	Amount
53401000	AWWSC Labor OPEX	CF	9300002410	9/30/2012	12,456.54
53401000	AWWSC Labor OPEX	CF	9300002411	9/30/2012	479.10
53401000	AWWSC Labor OPEX	CF	9300002413	9/30/2012	1,588.14
53401000	AWWSC Labor OPEX	CF	9300002413	9/30/2012	159.70
53401000	AWWSC Labor OPEX	CF	9300002414	9/30/2012	3,801.77
53401000	AWWSC Labor OPEX	CF	9300002414	9/30/2012	878.35
53401000	AWWSC Labor OPEX	CF	9300002415	9/30/2012	979.82
53401000	AWWSC Labor OPEX	CF	9300002415	9/30/2012	300.04
53401000	AWWSC Labor OPEX	CF	9300002416	9/30/2012	428.84
53401000	AWWSC Labor OPEX	CF	9300002416	9/30/2012	283.90
53401000	AWWSC Labor OPEX	CF	9300002417	9/30/2012	1,203.82
53401000	AWWSC Labor OPEX	CF	9300002417	9/30/2012	399.25
53401000	AWWSC Labor OPEX	CF	9300002418	9/30/2012	1,277.59
53401000	AWWSC Labor OPEX	CF	9300002419	9/30/2012	1,465.96
53401000	AWWSC Labor OPEX	CF	9300002419	9/30/2012	7,579.12
53401000	AWWSC Labor OPEX	CF	9300002420	9/30/2012	239.55
53401000	AWWSC Labor OPEX	CF	9300002421	9/30/2012	7.66
53401000	AWWSC Labor OPEX	CF	9300002421	9/30/2012	1,836.54
53401000	AWWSC Labor OPEX	CF	9300002422	9/30/2012	570.63
53401000	AWWSC Labor OPEX	CF	9300002422	9/30/2012	1,531.03
53401000	AWWSC Labor OPEX	CF	9300002423	9/30/2012	638.80
53401000	AWWSC Labor OPEX	CF	9300002424	9/30/2012	1,312.10
53401000	AWWSC Labor OPEX	CF	9300002424	9/30/2012	1,366.88
53401000	AWWSC Labor OPEX	CF	9300002425	9/30/2012	218.77
53401000	AWWSC Labor OPEX	CF	9300002425	9/30/2012	2,402.54
53401000	AWWSC Labor OPEX	CF	9300002426	9/30/2012	479.10
53401000	AWWSC Labor OPEX	CF	9300002427	9/30/2012	638.80
53401000	AWWSC Labor OPEX	CF	9300002428	9/30/2012	3,233.31
53401000	AWWSC Labor OPEX	CF	9300002428	9/30/2012	1,676.84
53401000	AWWSC Labor OPEX	CF	9300002429	9/30/2012	1,996.24
53401000	AWWSC Labor OPEX	CF	9300002430	9/30/2012	134.30
53401000	AWWSC Labor OPEX	CF	9300002430	9/30/2012	638.80
53401000	AWWSC Labor OPEX	CF	9300002431	9/30/2012	399.25
53401000	AWWSC Labor OPEX	CF	9300002432	9/30/2012	878.35
53401000	AWWSC Labor OPEX	CF	9300002433	9/30/2012	638.80
53401000	AWWSC Labor OPEX	CF	9300002434	9/30/2012	30.65
53401000	AWWSC Labor OPEX	CF	9300002436	9/30/2012	(0.60)
53401000	AWWSC Labor OPEX	CF	9300002437	9/30/2012	(8.21)
53401000	AWWSC Labor OPEX	CF	9300002438	9/30/2012	(10.09)
53401000	AWWSC Labor OPEX	CF	9300002439	9/30/2012	(16.35)
53401000	AWWSC Labor OPEX	CF	9300002441	9/30/2012	1,891.57
53401000	AWWSC Labor OPEX	CF	9300002441	9/30/2012	625.60
53401000	AWWSC Labor OPEX	CF	9300002442	9/30/2012	926.35
53401000	AWWSC Labor OPEX	CF	9300002443	9/30/2012	421.77
53401000	AWWSC Labor OPEX	CF	9300002443	9/30/2012	62.28
53401000	AWWSC Labor OPEX	CF	9300002444	9/30/2012	1,344.70
53401000	AWWSC Labor OPEX	CF	9300002444	9/30/2012	280.33
53401000	AWWSC Labor OPEX	CF	9300002445	9/30/2012	102.85
53401000	AWWSC Labor OPEX	CF	9300002446	9/30/2012	(1,216.46)
53401000	AWWSC Labor OPEX	CF	9300002447	9/30/2012	1,581.91
53401000	AWWSC Labor OPEX	CF	9300002450	9/30/2012	940.20
53401000	AWWSC Labor OPEX	CF	9300002450	9/30/2012	1,435.18
53401000	AWWSC Labor OPEX	CF	9300002452	9/30/2012	949.45
53401000	AWWSC Labor OPEX	CF	9300002452	9/30/2012	442.30
53401000	AWWSC Labor OPEX	CF	9300002453	9/30/2012	1,932.59
53401000	AWWSC Labor OPEX	CF	9300002453	9/30/2012	429.31
53401000	AWWSC Labor OPEX	CF	9300002454	9/30/2012	1,971.25
53401000	AWWSC Labor OPEX	CF	9300002456	9/30/2012	885.53
53401000	AWWSC Labor OPEX	CF	9300002456	9/30/2012	480.31
53401000	AWWSC Labor OPEX	CF	9300002457	9/30/2012	(78.77)
53401000	AWWSC Labor OPEX	CF	9300002458	9/30/2012	575.12
53401000	AWWSC Labor OPEX	CF	9300002458	9/30/2012	123.07
53401000	AWWSC Labor OPEX	CF	9300002459	9/30/2012	(0.94)
53401000	AWWSC Labor OPEX	CF	9300002459	9/30/2012	43.40
53401000	AWWSC Labor OPEX	CF	9300002460	9/30/2012	3,530.55
53401000	AWWSC Labor OPEX	CF	9300002460	9/30/2012	4,481.41
53401000	AWWSC Labor OPEX	CF	9300002461	9/30/2012	4,381.39
53401000	AWWSC Labor OPEX	CF	9300002461	9/30/2012	1,701.39
53401000	AWWSC Labor OPEX	CF	9300002462	9/30/2012	346.47
53401000	AWWSC Labor OPEX	CF	9300002466	9/30/2012	11,994.41
53401000	AWWSC Labor OPEX	CF	9300002467	9/30/2012	(17.90)
53401000	AWWSC Labor OPEX	CF	9300002468	9/30/2012	7,718.07
53401000	AWWSC Labor OPEX	CF	9300002469	9/30/2012	17.30
53401000	AWWSC Labor OPEX	CF	9300002470	9/30/2012	2,181.64
53401000	AWWSC Labor OPEX	CF	9300002470	9/30/2012	17.08
53401000	AWWSC Labor OPEX	CF	9300002471	9/30/2012	(14.25)
53401000	AWWSC Labor OPEX	CF	9300002472	9/30/2012	(5.83)

Kentucky American Water Company  
Case No. 2012-00520  
Response to PSC DR1, Item 31

Account	Description	Doc Type	Document Number	Posting Date	Amount
53401000	AWWSC Labor OPEX	CF	9300002474	9/30/2012	4,756.21
53401000	AWWSC Labor OPEX	CF	9300002474	9/30/2012	3,283.01
53401000	AWWSC Labor OPEX	CF	9300002476	9/30/2012	25.32
53401000	AWWSC Labor OPEX	CF	9300002477	9/30/2012	204.34
53401000	AWWSC Labor OPEX	CF	9300002478	9/30/2012	6.06
53401000	AWWSC Labor OPEX	CF	9300002479	9/30/2012	22.89
53401000	AWWSC Labor OPEX	CF	9300002480	9/30/2012	(21.57)
53401000	AWWSC Labor OPEX	CF	9300002481	9/30/2012	29.41
53401000	AWWSC Labor OPEX	CF	9300002482	9/30/2012	(0.51)
53401000	AWWSC Labor OPEX	CF	9300002483	9/30/2012	(9.67)
53401000	AWWSC Labor OPEX	CF	9300002484	9/30/2012	352.80
53401000	AWWSC Labor OPEX	CF	9300002485	9/30/2012	137.83
53401000	AWWSC Labor OPEX	CF	9300002486	9/30/2012	70.91
53401000	AWWSC Labor OPEX	CF	9300002487	9/30/2012	(569.60)
53401000	AWWSC Labor OPEX	CF	9300002492	9/30/2012	1,545.62
53401000	AWWSC Labor OPEX	CF	9300002496	9/30/2012	(1.07)
53401000	AWWSC Labor OPEX	CF	9300002498	9/30/2012	(595.59)
53401000	AWWSC Labor OPEX	CF	9300002498	9/30/2012	(22.54)
53401000	AWWSC Labor OPEX	CF	9300002499	9/30/2012	1,626.33
53401000	AWWSC Labor OPEX	CF	9300002499	9/30/2012	882.41
53401000	AWWSC Labor OPEX	CF	9300002501	9/30/2012	1,482.39
53401000	AWWSC Labor OPEX	CF	9300002501	9/30/2012	21.77
53401000	AWWSC Labor OPEX	CF	9300002503	9/30/2012	3,198.91
53401000	AWWSC Labor OPEX	CF	9300002503	9/30/2012	140.63
53401000	AWWSC Labor OPEX	CF	9300002504	9/30/2012	2,226.90
53401000	AWWSC Labor OPEX	CF	9300002504	9/30/2012	412.24
53401000	AWWSC Labor OPEX	CF	9300002505	9/30/2012	2,032.28
53401000	AWWSC Labor OPEX	CF	9300002505	9/30/2012	4,941.74
53401000	AWWSC Labor OPEX	CF	9300002507	9/30/2012	785.86
53401000	AWWSC Labor OPEX	CF	9300002507	9/30/2012	11.77
53401000	AWWSC Labor OPEX	CF	9300002508	9/30/2012	752.28
53401000	AWWSC Labor OPEX	CF	9300002510	9/30/2012	439.12
53401000	AWWSC Labor OPEX	CF	9300002511	9/30/2012	1,744.98
53401000	AWWSC Labor OPEX	CF	9300002512	9/30/2012	1,489.33
53401000	AWWSC Labor OPEX	CF	9300002514	9/30/2012	1,981.77
53401000	AWWSC Labor OPEX	CF	9300002514	9/30/2012	20.28
53401000	AWWSC Labor OPEX	CF	9300002515	9/30/2012	164.98
53401000	AWWSC Labor OPEX	CF	9300002516	9/30/2012	600.95
53401000	AWWSC Labor OPEX	CF	9300002517	9/30/2012	761.92
53401000	AWWSC Labor OPEX	CF	9300002518	9/30/2012	(672.33)
53401000	AWWSC Labor OPEX	CF	9300002518	9/30/2012	(47.67)
53401000	AWWSC Labor OPEX	CF	9300002519	9/30/2012	(1,683.64)
53401000	AWWSC Labor OPEX	CF	9300002519	9/30/2012	(48.33)
53401000	AWWSC Labor OPEX	CF	9300002520	9/30/2012	415.44
53401000	AWWSC Labor OPEX	CF	9300002521	9/30/2012	188.09
53401000	AWWSC Labor OPEX	CF	9300002522	9/30/2012	(1,681.89)
53401000	AWWSC Labor OPEX	CF	9300002522	9/30/2012	53.77
53401000	AWWSC Labor OPEX	CF	9300002523	9/30/2012	(578.80)
53401000	AWWSC Labor OPEX	CF	9300002524	9/30/2012	5,101.34
53401000	AWWSC Labor OPEX	CF	9300002525	9/30/2012	3,412.89
53401000	AWWSC Labor OPEX	CF	9300002526	9/30/2012	7,296.64
53401000	AWWSC Labor OPEX	CF	9300002529	9/30/2012	2,623.04
53401000	AWWSC Labor OPEX	CF	9300002530	9/30/2012	1,798.16
53401000	AWWSC Labor OPEX	CF	9300002531	9/30/2012	9,993.10
53401000	AWWSC Labor OPEX	CF	9300002532	9/30/2012	181.44
53401000	AWWSC Labor OPEX	CF	9300002533	9/30/2012	692.47
53401000	AWWSC Labor OPEX	CF	9300002534	9/30/2012	3,440.32
53401000	AWWSC Labor OPEX	CF	9300002535	9/30/2012	(390.26)
53401000	AWWSC Labor OPEX	CF	9300002536	9/30/2012	(3,791.33)
53401000	AWWSC Labor OPEX	CF	9300002536	9/30/2012	(239.42)
53401000	AWWSC Labor OPEX	CF	9300002537	9/30/2012	40.92
53401000	AWWSC Labor OPEX	CF	9300002538	9/30/2012	943.99
53401000	AWWSC Labor OPEX	CF	9300002539	9/30/2012	(358.54)
53401000	AWWSC Labor OPEX	CF	9300002540	9/30/2012	521.40
53401000	AWWSC Labor OPEX	CF	9300002541	9/30/2012	(2,125.70)
53401000	AWWSC Labor OPEX	CF	9300002542	9/30/2012	(111.34)
53401000	AWWSC Labor OPEX	CF	9300002673	9/30/2012	161.29
53401000	AWWSC Labor OPEX	CF	9300002673	9/30/2012	3.69
53401000	AWWSC Labor OPEX	CF	9300002673	9/30/2012	134.20
53401000	AWWSC Labor OPEX	CF	9300002673	9/30/2012	(96.22)
53401000	AWWSC Labor OPEX	CF	9300002673	9/30/2012	146.30
53401000	AWWSC Labor OPEX	CF	9300002675	9/30/2012	229.54
53401000	AWWSC Labor OPEX	CF	9300002675	9/30/2012	45.27
53401000	AWWSC Labor OPEX	CF	9300002675	9/30/2012	132.61
53401000	AWWSC Labor OPEX	CF	9300002675	9/30/2012	4.44
53401000	AWWSC Labor OPEX	CF	9300002676	9/30/2012	378.31
53401000	AWWSC Labor OPEX	CF	9300002676	9/30/2012	(4.18)

Kentucky American Water Company  
Case No. 2012-00520  
Response to PSC DR1, Item 31

Account	Description	Doc Type	Document Number	Posting Date	Amount
53401000	AWWSC Labor OPEX	CF	9300002677	9/30/2012	126.61
53401000	AWWSC Labor OPEX	CF	9300002677	9/30/2012	112.79
53401000	AWWSC Labor OPEX	CF	9300002677	9/30/2012	471.93
53401000	AWWSC Labor OPEX	CF	9300002677	9/30/2012	120.85
53401000	AWWSC Labor OPEX	CF	9300002677	9/30/2012	725.98
53401000	AWWSC Labor OPEX	CF	9300002678	9/30/2012	127.82
53401000	AWWSC Labor OPEX	CF	9300002678	9/30/2012	6.39
53401000	AWWSC Labor OPEX	CF	9300002678	9/30/2012	17.05
53401000	AWWSC Labor OPEX	CF	9300002678	9/30/2012	41.28
53401000	AWWSC Labor OPEX	CF	9300002679	9/30/2012	983.15
53401000	AWWSC Labor OPEX	CF	9300002679	9/30/2012	32.55
53401000	AWWSC Labor OPEX	CF	9300002679	9/30/2012	49.06
53401000	AWWSC Labor OPEX	CF	9300002679	9/30/2012	(58.30)
53401000	AWWSC Labor OPEX	CF	9300002680	9/30/2012	62.84
53401000	AWWSC Labor OPEX	CF	9300002680	9/30/2012	(5.61)
53401000	AWWSC Labor OPEX	CF	9300002680	9/30/2012	23.15
53401000	AWWSC Labor OPEX	CF	9300002680	9/30/2012	70.86
53401000	AWWSC Labor OPEX	CF	9300002680	9/30/2012	26.58
53401000	AWWSC Labor OPEX	CF	9300002681	9/30/2012	536.35
53401000	AWWSC Labor OPEX	CF	9300002681	9/30/2012	617.18
53401000	AWWSC Labor OPEX	CF	9300002681	9/30/2012	(664.66)
53401000	AWWSC Labor OPEX	CF	9300002681	9/30/2012	227.91
53401000	AWWSC Labor OPEX	CF	9300002681	9/30/2012	7.50
53401000	AWWSC Labor OPEX	CF	9300002681	9/30/2012	(12.79)
53401000	AWWSC Labor OPEX	CF	9300002681	9/30/2012	105.65
53401000	AWWSC Labor OPEX	CF	9300002681	9/30/2012	82.03
53401000	AWWSC Labor OPEX	CF	9300002682	9/30/2012	141.72
53401000	AWWSC Labor OPEX	CF	9300002682	9/30/2012	323.85
53401000	AWWSC Labor OPEX	CF	9300002683	9/30/2012	1,398.62
53401000	AWWSC Labor OPEX	CF	9300002683	9/30/2012	209.91
53401000	AWWSC Labor OPEX	CF	9300002683	9/30/2012	207.04
53401000	AWWSC Labor OPEX	CF	9300002683	9/30/2012	11.09
53401000	AWWSC Labor OPEX	CF	9300002683	9/30/2012	14.56
53401000	AWWSC Labor OPEX	CF	9300002684	9/30/2012	737.43
53401000	AWWSC Labor OPEX	CF	9300002684	9/30/2012	2.97
53401000	AWWSC Labor OPEX	CF	9300002684	9/30/2012	1,225.87
53401000	AWWSC Labor OPEX	CF	9300002684	9/30/2012	393.34
53401000	AWWSC Labor OPEX	CF	9300002684	9/30/2012	5.82
53401000	AWWSC Labor OPEX	CF	9300002685	9/30/2012	1,166.43
53401000	AWWSC Labor OPEX	CF	9300002685	9/30/2012	32.67
53401000	AWWSC Labor OPEX	CF	9300002685	9/30/2012	106.39
53401000	AWWSC Labor OPEX	CF	9300002685	9/30/2012	(25.27)
53401000	AWWSC Labor OPEX	CF	9300002686	9/30/2012	434.76
53401000	AWWSC Labor OPEX	CF	9300002686	9/30/2012	27.87
53401000	AWWSC Labor OPEX	CF	9300002686	9/30/2012	195.10
53401000	AWWSC Labor OPEX	CF	9300002686	9/30/2012	1,050.41
53401000	AWWSC Labor OPEX	CF	9300002686	9/30/2012	4.62
53401000	AWWSC Labor OPEX	CF	9300002686	9/30/2012	(259.05)
53401000	AWWSC Labor OPEX	CF	9300002686	9/30/2012	16.14
53401000	AWWSC Labor OPEX	CF	9300002687	9/30/2012	73.22
53401000	AWWSC Labor OPEX	CF	9300002687	9/30/2012	4.10
53401000	AWWSC Labor OPEX	CF	9300002687	9/30/2012	211.80
53401000	AWWSC Labor OPEX	CF	9300002687	9/30/2012	2.51
53401000	AWWSC Labor OPEX	CF	9300002688	9/30/2012	165.67
53401000	AWWSC Labor OPEX	CF	9300002688	9/30/2012	298.39
53401000	AWWSC Labor OPEX	CF	9300002688	9/30/2012	267.61
53401000	AWWSC Labor OPEX	CF	9300002688	9/30/2012	183.04
53401000	AWWSC Labor OPEX	CF	9300002689	9/30/2012	571.89
53401000	AWWSC Labor OPEX	CF	9300002689	9/30/2012	(72.38)
53401000	AWWSC Labor OPEX	CF	9300002689	9/30/2012	70.93
53401000	AWWSC Labor OPEX	CF	9300002690	9/30/2012	(5.65)
53401000	AWWSC Labor OPEX	CF	9300002690	9/30/2012	(0.40)
53401000	AWWSC Labor OPEX	CF	9300002690	9/30/2012	0.35
53401000	AWWSC Labor OPEX	CF	9300002690	9/30/2012	0.12
53401000	AWWSC Labor OPEX	CF	9300002690	9/30/2012	0.17
53401000	AWWSC Labor OPEX	CF	9300002691	9/30/2012	0.44
53401000	AWWSC Labor OPEX	CF	9300002691	9/30/2012	1,704.78
53401000	AWWSC Labor OPEX	CF	9300002691	9/30/2012	1,654.16
53401000	AWWSC Labor OPEX	CF	9300002691	9/30/2012	0.17
53401000	AWWSC Labor OPEX	CF	9300002691	9/30/2012	0.02
53401000	AWWSC Labor OPEX	CF	9300002692	9/30/2012	784.19
53401000	AWWSC Labor OPEX	CF	9300002692	9/30/2012	(202.68)
53401000	AWWSC Labor OPEX	CF	9300002692	9/30/2012	598.20
53401000	AWWSC Labor OPEX	CF	9300002692	9/30/2012	58.32
53401000	AWWSC Labor OPEX	CF	9300002692	9/30/2012	136.20
53401000	AWWSC Labor OPEX	CF	9300002693	9/30/2012	335.36
53401000	AWWSC Labor OPEX	CF	9300002693	9/30/2012	5.88

Kentucky American Water Company  
Case No. 2012-00520  
Response to PSC DR1, Item 31

Account	Description	Doc Type	Document Number	Posting Date	Amount
53401000	AWWSC Labor OPEX	CF	9300002693	9/30/2012	20.65
53401000	AWWSC Labor OPEX	CF	9300002693	9/30/2012	0.20
53401000	AWWSC Labor OPEX	CF	9300002694	9/30/2012	23.22
53401100	AWWSC Pension OPEX	CF	9300002673	9/30/2012	181.74
53401100	AWWSC Pension OPEX	CF	9300002673	9/30/2012	244.70
53401100	AWWSC Pension OPEX	CF	9300002673	9/30/2012	424.60
53401100	AWWSC Pension OPEX	CF	9300002674	9/30/2012	103.60
53401100	AWWSC Pension OPEX	CF	9300002674	9/30/2012	367.09
53401100	AWWSC Pension OPEX	CF	9300002674	9/30/2012	182.60
53401100	AWWSC Pension OPEX	CF	9300002674	9/30/2012	414.64
53401100	AWWSC Pension OPEX	CF	9300002675	9/30/2012	88.13
53401100	AWWSC Pension OPEX	CF	9300002675	9/30/2012	127.54
53401100	AWWSC Pension OPEX	CF	9300002675	9/30/2012	312.25
53401100	AWWSC Pension OPEX	CF	9300002675	9/30/2012	189.63
53401100	AWWSC Pension OPEX	CF	9300002676	9/30/2012	487.31
53401100	AWWSC Pension OPEX	CF	9300002676	9/30/2012	229.26
53401100	AWWSC Pension OPEX	CF	9300002676	9/30/2012	295.80
53401100	AWWSC Pension OPEX	CF	9300002676	9/30/2012	55.11
53401100	AWWSC Pension OPEX	CF	9300002677	9/30/2012	254.28
53401100	AWWSC Pension OPEX	CF	9300002677	9/30/2012	119.18
53401100	AWWSC Pension OPEX	CF	9300002677	9/30/2012	127.24
53401100	AWWSC Pension OPEX	CF	9300002678	9/30/2012	47.98
53401100	AWWSC Pension OPEX	CF	9300002678	9/30/2012	600.96
53401100	AWWSC Pension OPEX	CF	9300002678	9/30/2012	678.79
53401100	AWWSC Pension OPEX	CF	9300002678	9/30/2012	82.11
53401100	AWWSC Pension OPEX	CF	9300002678	9/30/2012	(272.05)
53401100	AWWSC Pension OPEX	CF	9300002679	9/30/2012	77.89
53401100	AWWSC Pension OPEX	CF	9300002680	9/30/2012	1,153.38
53401100	AWWSC Pension OPEX	CF	9300002681	9/30/2012	4,041.44
53401100	AWWSC Pension OPEX	CF	9300002682	9/30/2012	590.79
53401100	AWWSC Pension OPEX	CF	9300002682	9/30/2012	544.10
53401100	AWWSC Pension OPEX	CF	9300002682	9/30/2012	96.50
53401100	AWWSC Pension OPEX	CF	9300002682	9/30/2012	110.32
53401100	AWWSC Pension OPEX	CF	9300002683	9/30/2012	948.55
53401100	AWWSC Pension OPEX	CF	9300002683	9/30/2012	545.14
53401100	AWWSC Pension OPEX	CF	9300002683	9/30/2012	666.19
53401100	AWWSC Pension OPEX	CF	9300002683	9/30/2012	286.11
53401100	AWWSC Pension OPEX	CF	9300002683	9/30/2012	725.89
53401100	AWWSC Pension OPEX	CF	9300002684	9/30/2012	375.70
53401100	AWWSC Pension OPEX	CF	9300002684	9/30/2012	231.75
53401100	AWWSC Pension OPEX	CF	9300002684	9/30/2012	2,430.58
53401100	AWWSC Pension OPEX	CF	9300002684	9/30/2012	3,594.60
53401100	AWWSC Pension OPEX	CF	9300002684	9/30/2012	395.13
53401100	AWWSC Pension OPEX	CF	9300002684	9/30/2012	2,431.81
53401100	AWWSC Pension OPEX	CF	9300002685	9/30/2012	131.40
53401100	AWWSC Pension OPEX	CF	9300002685	9/30/2012	42.07
53401100	AWWSC Pension OPEX	CF	9300002685	9/30/2012	168.62
53401100	AWWSC Pension OPEX	CF	9300002685	9/30/2012	243.96
53401100	AWWSC Pension OPEX	CF	9300002685	9/30/2012	401.48
53401100	AWWSC Pension OPEX	CF	9300002685	9/30/2012	158.12
53401100	AWWSC Pension OPEX	CF	9300002685	9/30/2012	237.67
53401100	AWWSC Pension OPEX	CF	9300002686	9/30/2012	81.74
53401100	AWWSC Pension OPEX	CF	9300002686	9/30/2012	304.72
53401100	AWWSC Pension OPEX	CF	9300002687	9/30/2012	118.72
53401100	AWWSC Pension OPEX	CF	9300002687	9/30/2012	302.50
53401100	AWWSC Pension OPEX	CF	9300002687	9/30/2012	135.53
53401100	AWWSC Pension OPEX	CF	9300002688	9/30/2012	67.44
53401100	AWWSC Pension OPEX	CF	9300002688	9/30/2012	53.59
53401100	AWWSC Pension OPEX	CF	9300002688	9/30/2012	145.03
53401100	AWWSC Pension OPEX	CF	9300002689	9/30/2012	276.57
53401100	AWWSC Pension OPEX	CF	9300002689	9/30/2012	197.21
53401100	AWWSC Pension OPEX	CF	9300002689	9/30/2012	314.96
53401100	AWWSC Pension OPEX	CF	9300002689	9/30/2012	129.58
53401100	AWWSC Pension OPEX	CF	9300002689	9/30/2012	58.42
53401100	AWWSC Pension OPEX	CF	9300002690	9/30/2012	89.86
53401100	AWWSC Pension OPEX	CF	9300002690	9/30/2012	0.30
53401100	AWWSC Pension OPEX	CF	9300002690	9/30/2012	0.09
53401100	AWWSC Pension OPEX	CF	9300002690	9/30/2012	0.15
53401100	AWWSC Pension OPEX	CF	9300002690	9/30/2012	0.12
53401100	AWWSC Pension OPEX	CF	9300002691	9/30/2012	0.12
53401100	AWWSC Pension OPEX	CF	9300002691	9/30/2012	0.14
53401100	AWWSC Pension OPEX	CF	9300002691	9/30/2012	1,133.80
53401100	AWWSC Pension OPEX	CF	9300002691	9/30/2012	1,044.13
53401100	AWWSC Pension OPEX	CF	9300002691	9/30/2012	943.64
53401100	AWWSC Pension OPEX	CF	9300002692	9/30/2012	1,899.11
53401100	AWWSC Pension OPEX	CF	9300002692	9/30/2012	919.57
53401100	AWWSC Pension OPEX	CF	9300002692	9/30/2012	734.87



Kentucky American Water Company  
Case No. 2012-00520  
Response to PSC DR1, Item 31

Account	Description	Doc Type	Document Number	Posting Date	Amount
53401100	AWWSC Pension OPEX	CF	9300002692	9/30/2012	550.61
53401100	AWWSC Pension OPEX	CF	9300002692	9/30/2012	1,070.18
53401100	AWWSC Pension OPEX	CF	9300002693	9/30/2012	715.35
53401100	AWWSC Pension OPEX	CF	9300002693	9/30/2012	30.59
53401100	AWWSC Pension OPEX	CF	9300002693	9/30/2012	63.56
53401100	AWWSC Pension OPEX	CF	9300002693	9/30/2012	26.28
53401100	AWWSC Pension OPEX	CF	9300002693	9/30/2012	62.36
53401100	AWWSC Pension OPEX	CF	9300002693	9/30/2012	20.39
53401100	AWWSC Pension OPEX	CF	9300002694	9/30/2012	24.39
53401100	AWWSC Pension OPEX	CF	9300002694	9/30/2012	18.69
53401200	AWWSC Group Ins OPEX	CF	9300001870	9/30/2012	(0.18)
53401200	AWWSC Group Ins OPEX	CF	9300001871	9/30/2012	(0.11)
53401200	AWWSC Group Ins OPEX	CF	9300001872	9/30/2012	(1.15)
53401200	AWWSC Group Ins OPEX	CF	9300001873	9/30/2012	3.91
53401200	AWWSC Group Ins OPEX	CF	9300001874	9/30/2012	(0.11)
53401200	AWWSC Group Ins OPEX	CF	9300001877	9/30/2012	227.42
53401200	AWWSC Group Ins OPEX	CF	9300001878	9/30/2012	3.90
53401200	AWWSC Group Ins OPEX	CF	9300002261	9/30/2012	47.40
53401200	AWWSC Group Ins OPEX	CF	9300002262	9/30/2012	6.76
53401200	AWWSC Group Ins OPEX	CF	9300002263	9/30/2012	95.51
53401200	AWWSC Group Ins OPEX	CF	9300002264	9/30/2012	(1.26)
53401200	AWWSC Group Ins OPEX	CF	9300002265	9/30/2012	38.17
53401200	AWWSC Group Ins OPEX	CF	9300002266	9/30/2012	372.36
53401200	AWWSC Group Ins OPEX	CF	9300002267	9/30/2012	213.71
53401200	AWWSC Group Ins OPEX	CF	9300002268	9/30/2012	235.76
53401200	AWWSC Group Ins OPEX	CF	9300002269	9/30/2012	349.89
53401200	AWWSC Group Ins OPEX	CF	9300002270	9/30/2012	942.56
53401200	AWWSC Group Ins OPEX	CF	9300002271	9/30/2012	2,520.80
53401200	AWWSC Group Ins OPEX	CF	9300002272	9/30/2012	56.98
53401200	AWWSC Group Ins OPEX	CF	9300002273	9/30/2012	208.47
53401200	AWWSC Group Ins OPEX	CF	9300002274	9/30/2012	32.54
53401200	AWWSC Group Ins OPEX	CF	9300002275	9/30/2012	4.03
53401200	AWWSC Group Ins OPEX	CF	9300002276	9/30/2012	0.42
53401200	AWWSC Group Ins OPEX	CF	9300002277	9/30/2012	148.57
53401200	AWWSC Group Ins OPEX	CF	9300002278	9/30/2012	1.48
53401200	AWWSC Group Ins OPEX	CF	9300002279	9/30/2012	0.73
53401200	AWWSC Group Ins OPEX	CF	9300002280	9/30/2012	10.91
53401200	AWWSC Group Ins OPEX	CF	9300002281	9/30/2012	2.54
53401200	AWWSC Group Ins OPEX	CF	9300002282	9/30/2012	13.77
53401200	AWWSC Group Ins OPEX	CF	9300002284	9/30/2012	0.13
53401200	AWWSC Group Ins OPEX	CF	9300002285	9/30/2012	5,841.45
53401200	AWWSC Group Ins OPEX	CF	9300002286	9/30/2012	(1.23)
53401200	AWWSC Group Ins OPEX	CF	9300002287	9/30/2012	105.79
53401200	AWWSC Group Ins OPEX	CF	9300002288	9/30/2012	4,089.42
53401200	AWWSC Group Ins OPEX	CF	9300002291	9/30/2012	97.72
53401200	AWWSC Group Ins OPEX	CF	9300002292	9/30/2012	98.32
53401200	AWWSC Group Ins OPEX	CF	9300002293	9/30/2012	34.81
53401200	AWWSC Group Ins OPEX	CF	9300002298	9/30/2012	2.76
53401200	AWWSC Group Ins OPEX	CF	9300002299	9/30/2012	352.85
53401200	AWWSC Group Ins OPEX	CF	9300002300	9/30/2012	146.63
53401200	AWWSC Group Ins OPEX	CF	9300002301	9/30/2012	39.92
53401200	AWWSC Group Ins OPEX	CF	9300002302	9/30/2012	72.60
53401200	AWWSC Group Ins OPEX	CF	9300002303	9/30/2012	12.00
53401200	AWWSC Group Ins OPEX	CF	9300002305	9/30/2012	182.65
53401200	AWWSC Group Ins OPEX	CF	9300002307	9/30/2012	40.42
53401200	AWWSC Group Ins OPEX	CF	9300002308	9/30/2012	60.89
53401200	AWWSC Group Ins OPEX	CF	9300002309	9/30/2012	82.76
53401200	AWWSC Group Ins OPEX	CF	9300002310	9/30/2012	40.30
53401200	AWWSC Group Ins OPEX	CF	9300002313	9/30/2012	(1.17)
53401200	AWWSC Group Ins OPEX	CF	9300002314	9/30/2012	0.53
53401200	AWWSC Group Ins OPEX	CF	9300002315	9/30/2012	66.78
53401200	AWWSC Group Ins OPEX	CF	9300002317	9/30/2012	15.89
53401200	AWWSC Group Ins OPEX	CF	9300002318	9/30/2012	5.32
53401200	AWWSC Group Ins OPEX	CF	9300002319	9/30/2012	41.78
53401200	AWWSC Group Ins OPEX	CF	9300002321	9/30/2012	(8.03)
53401200	AWWSC Group Ins OPEX	CF	9300002322	9/30/2012	33.92
53401200	AWWSC Group Ins OPEX	CF	9300002323	9/30/2012	(0.62)
53401200	AWWSC Group Ins OPEX	CF	9300002324	9/30/2012	55.86
53401200	AWWSC Group Ins OPEX	CF	9300002325	9/30/2012	11.28
53401200	AWWSC Group Ins OPEX	CF	9300002326	9/30/2012	(0.96)
53401200	AWWSC Group Ins OPEX	CF	9300002327	9/30/2012	40.39
53401200	AWWSC Group Ins OPEX	CF	9300002328	9/30/2012	25.75
53401200	AWWSC Group Ins OPEX	CF	9300002332	9/30/2012	7.54
53401200	AWWSC Group Ins OPEX	CF	9300002334	9/30/2012	47.10
53401200	AWWSC Group Ins OPEX	CF	9300002335	9/30/2012	29.32
53401200	AWWSC Group Ins OPEX	CF	9300002336	9/30/2012	305.02
53401200	AWWSC Group Ins OPEX	CF	9300002337	9/30/2012	26.36

Kentucky American Water Company  
Case No. 2012-00520  
Response to PSC DR1, Item 31

Account	Description	Doc Type	Document Number	Posting Date	Amount
53401200	AWWSC Group Ins OPEX	CF	9300002344	9/30/2012	10.58
53401200	AWWSC Group Ins OPEX	CF	9300002349	9/30/2012	5.72
53401200	AWWSC Group Ins OPEX	CF	9300002361	9/30/2012	98.26
53401200	AWWSC Group Ins OPEX	CF	9300002362	9/30/2012	86.37
53401200	AWWSC Group Ins OPEX	CF	9300002363	9/30/2012	413.65
53401200	AWWSC Group Ins OPEX	CF	9300002364	9/30/2012	107.33
53401200	AWWSC Group Ins OPEX	CF	9300002365	9/30/2012	109.77
53401200	AWWSC Group Ins OPEX	CF	9300002366	9/30/2012	169.72
53401200	AWWSC Group Ins OPEX	CF	9300002367	9/30/2012	198.96
53401200	AWWSC Group Ins OPEX	CF	9300002368	9/30/2012	222.39
53401200	AWWSC Group Ins OPEX	CF	9300002369	9/30/2012	54.65
53401200	AWWSC Group Ins OPEX	CF	9300002370	9/30/2012	7.92
53401200	AWWSC Group Ins OPEX	CF	9300002371	9/30/2012	211.40
53401200	AWWSC Group Ins OPEX	CF	9300002373	9/30/2012	23.73
53401200	AWWSC Group Ins OPEX	CF	9300002374	9/30/2012	151.60
53401200	AWWSC Group Ins OPEX	CF	9300002376	9/30/2012	102.20
53401200	AWWSC Group Ins OPEX	CF	9300002380	9/30/2012	342.38
53401200	AWWSC Group Ins OPEX	CF	9300002381	9/30/2012	112.27
53401200	AWWSC Group Ins OPEX	CF	9300002382	9/30/2012	138.01
53401200	AWWSC Group Ins OPEX	CF	9300002383	9/30/2012	255.88
53401200	AWWSC Group Ins OPEX	CF	9300002384	9/30/2012	64.30
53401200	AWWSC Group Ins OPEX	CF	9300002385	9/30/2012	134.75
53401200	AWWSC Group Ins OPEX	CF	9300002386	9/30/2012	189.61
53401200	AWWSC Group Ins OPEX	CF	9300002387	9/30/2012	114.29
53401200	AWWSC Group Ins OPEX	CF	9300002388	9/30/2012	686.96
53401200	AWWSC Group Ins OPEX	CF	9300002390	9/30/2012	64.35
53401200	AWWSC Group Ins OPEX	CF	9300002391	9/30/2012	132.60
53401200	AWWSC Group Ins OPEX	CF	9300002392	9/30/2012	20.27
53401200	AWWSC Group Ins OPEX	CF	9300002394	9/30/2012	60.15
53401200	AWWSC Group Ins OPEX	CF	9300002396	9/30/2012	64.18
53401200	AWWSC Group Ins OPEX	CF	9300002397	9/30/2012	3.87
53401200	AWWSC Group Ins OPEX	CF	9300002400	9/30/2012	57.69
53401200	AWWSC Group Ins OPEX	CF	9300002401	9/30/2012	60.77
53401200	AWWSC Group Ins OPEX	CF	9300002405	9/30/2012	(6.59)
53401200	AWWSC Group Ins OPEX	CF	9300002406	9/30/2012	1.11
53401200	AWWSC Group Ins OPEX	CF	9300002407	9/30/2012	(1.27)
53401200	AWWSC Group Ins OPEX	CF	9300002410	9/30/2012	(2.33)
53401200	AWWSC Group Ins OPEX	CF	9300002413	9/30/2012	201.00
53401200	AWWSC Group Ins OPEX	CF	9300002414	9/30/2012	324.13
53401200	AWWSC Group Ins OPEX	CF	9300002415	9/30/2012	138.84
53401200	AWWSC Group Ins OPEX	CF	9300002416	9/30/2012	35.04
53401200	AWWSC Group Ins OPEX	CF	9300002417	9/30/2012	110.65
53401200	AWWSC Group Ins OPEX	CF	9300002419	9/30/2012	47.98
53401200	AWWSC Group Ins OPEX	CF	9300002421	9/30/2012	1.91
53401200	AWWSC Group Ins OPEX	CF	9300002422	9/30/2012	59.73
53401200	AWWSC Group Ins OPEX	CF	9300002424	9/30/2012	162.15
53401200	AWWSC Group Ins OPEX	CF	9300002425	9/30/2012	18.87
53401200	AWWSC Group Ins OPEX	CF	9300002428	9/30/2012	435.50
53401200	AWWSC Group Ins OPEX	CF	9300002430	9/30/2012	(1.32)
53401200	AWWSC Group Ins OPEX	CF	9300002434	9/30/2012	6.13
53401200	AWWSC Group Ins OPEX	CF	9300002435	9/30/2012	0.01
53401200	AWWSC Group Ins OPEX	CF	9300002436	9/30/2012	(0.05)
53401200	AWWSC Group Ins OPEX	CF	9300002437	9/30/2012	(0.05)
53401200	AWWSC Group Ins OPEX	CF	9300002438	9/30/2012	(1.57)
53401200	AWWSC Group Ins OPEX	CF	9300002439	9/30/2012	(0.11)
53401200	AWWSC Group Ins OPEX	CF	9300002441	9/30/2012	236.44
53401200	AWWSC Group Ins OPEX	CF	9300002442	9/30/2012	104.04
53401200	AWWSC Group Ins OPEX	CF	9300002443	9/30/2012	110.55
53401200	AWWSC Group Ins OPEX	CF	9300002444	9/30/2012	184.04
53401200	AWWSC Group Ins OPEX	CF	9300002445	9/30/2012	1.32
53401200	AWWSC Group Ins OPEX	CF	9300002446	9/30/2012	(97.38)
53401200	AWWSC Group Ins OPEX	CF	9300002447	9/30/2012	101.81
53401200	AWWSC Group Ins OPEX	CF	9300002448	9/30/2012	8,301.23
53401200	AWWSC Group Ins OPEX	CF	9300002450	9/30/2012	44.51
53401200	AWWSC Group Ins OPEX	CF	9300002452	9/30/2012	68.09
53401200	AWWSC Group Ins OPEX	CF	9300002453	9/30/2012	144.83
53401200	AWWSC Group Ins OPEX	CF	9300002454	9/30/2012	181.74
53401200	AWWSC Group Ins OPEX	CF	9300002456	9/30/2012	4.73
53401200	AWWSC Group Ins OPEX	CF	9300002457	9/30/2012	(0.54)
53401200	AWWSC Group Ins OPEX	CF	9300002458	9/30/2012	60.24
53401200	AWWSC Group Ins OPEX	CF	9300002459	9/30/2012	0.23
53401200	AWWSC Group Ins OPEX	CF	9300002460	9/30/2012	214.61
53401200	AWWSC Group Ins OPEX	CF	9300002461	9/30/2012	393.54
53401200	AWWSC Group Ins OPEX	CF	9300002466	9/30/2012	2,322.96
53401200	AWWSC Group Ins OPEX	CF	9300002467	9/30/2012	(1.85)
53401200	AWWSC Group Ins OPEX	CF	9300002469	9/30/2012	3.31
53401200	AWWSC Group Ins OPEX	CF	9300002470	9/30/2012	379.00

Kentucky American Water Company  
Case No. 2012-00520  
Response to PSC DR1, Item 31

Account	Description	Doc Type	Document Number	Posting Date	Amount
53401200	AWWSC Group Ins OPEX	CF	9300002471	9/30/2012	(1.25)
53401200	AWWSC Group Ins OPEX	CF	9300002472	9/30/2012	(1.08)
53401200	AWWSC Group Ins OPEX	CF	9300002476	9/30/2012	3.74
53401200	AWWSC Group Ins OPEX	CF	9300002477	9/30/2012	26.92
53401200	AWWSC Group Ins OPEX	CF	9300002478	9/30/2012	0.43
53401200	AWWSC Group Ins OPEX	CF	9300002479	9/30/2012	0.26
53401200	AWWSC Group Ins OPEX	CF	9300002480	9/30/2012	(2.26)
53401200	AWWSC Group Ins OPEX	CF	9300002481	9/30/2012	6.82
53401200	AWWSC Group Ins OPEX	CF	9300002482	9/30/2012	0.70
53401200	AWWSC Group Ins OPEX	CF	9300002483	9/30/2012	(0.06)
53401200	AWWSC Group Ins OPEX	CF	9300002484	9/30/2012	44.75
53401200	AWWSC Group Ins OPEX	CF	9300002485	9/30/2012	18.68
53401200	AWWSC Group Ins OPEX	CF	9300002486	9/30/2012	7.96
53401200	AWWSC Group Ins OPEX	CF	9300002487	9/30/2012	(86.71)
53401200	AWWSC Group Ins OPEX	CF	9300002492	9/30/2012	385.01
53401200	AWWSC Group Ins OPEX	CF	9300002496	9/30/2012	(0.34)
53401200	AWWSC Group Ins OPEX	CF	9300002498	9/30/2012	548.08
53401200	AWWSC Group Ins OPEX	CF	9300002499	9/30/2012	200.24
53401200	AWWSC Group Ins OPEX	CF	9300002501	9/30/2012	233.88
53401200	AWWSC Group Ins OPEX	CF	9300002503	9/30/2012	513.40
53401200	AWWSC Group Ins OPEX	CF	9300002504	9/30/2012	276.50
53401200	AWWSC Group Ins OPEX	CF	9300002505	9/30/2012	114.62
53401200	AWWSC Group Ins OPEX	CF	9300002507	9/30/2012	120.68
53401200	AWWSC Group Ins OPEX	CF	9300002510	9/30/2012	6.25
53401200	AWWSC Group Ins OPEX	CF	9300002511	9/30/2012	226.56
53401200	AWWSC Group Ins OPEX	CF	9300002512	9/30/2012	205.03
53401200	AWWSC Group Ins OPEX	CF	9300002514	9/30/2012	209.10
53401200	AWWSC Group Ins OPEX	CF	9300002515	9/30/2012	20.51
53401200	AWWSC Group Ins OPEX	CF	9300002516	9/30/2012	68.79
53401200	AWWSC Group Ins OPEX	CF	9300002517	9/30/2012	88.70
53401200	AWWSC Group Ins OPEX	CF	9300002518	9/30/2012	(66.27)
53401200	AWWSC Group Ins OPEX	CF	9300002519	9/30/2012	(156.93)
53401200	AWWSC Group Ins OPEX	CF	9300002520	9/30/2012	133.04
53401200	AWWSC Group Ins OPEX	CF	9300002521	9/30/2012	19.00
53401200	AWWSC Group Ins OPEX	CF	9300002522	9/30/2012	843.99
53401200	AWWSC Group Ins OPEX	CF	9300002523	9/30/2012	(84.28)
53401200	AWWSC Group Ins OPEX	CF	9300002524	9/30/2012	600.17
53401200	AWWSC Group Ins OPEX	CF	9300002525	9/30/2012	602.15
53401200	AWWSC Group Ins OPEX	CF	9300002526	9/30/2012	1,121.20
53401200	AWWSC Group Ins OPEX	CF	9300002528	9/30/2012	(0.65)
53401200	AWWSC Group Ins OPEX	CF	9300002529	9/30/2012	243.39
53401200	AWWSC Group Ins OPEX	CF	9300002530	9/30/2012	339.44
53401200	AWWSC Group Ins OPEX	CF	9300002531	9/30/2012	1,709.13
53401200	AWWSC Group Ins OPEX	CF	9300002532	9/30/2012	25.78
53401200	AWWSC Group Ins OPEX	CF	9300002533	9/30/2012	(17.74)
53401200	AWWSC Group Ins OPEX	CF	9300002534	9/30/2012	746.70
53401200	AWWSC Group Ins OPEX	CF	9300002535	9/30/2012	(60.94)
53401200	AWWSC Group Ins OPEX	CF	9300002536	9/30/2012	(299.42)
53401200	AWWSC Group Ins OPEX	CF	9300002537	9/30/2012	0.22
53401200	AWWSC Group Ins OPEX	CF	9300002538	9/30/2012	254.52
53401200	AWWSC Group Ins OPEX	CF	9300002539	9/30/2012	(41.81)
53401200	AWWSC Group Ins OPEX	CF	9300002540	9/30/2012	116.60
53401200	AWWSC Group Ins OPEX	CF	9300002541	9/30/2012	(211.49)
53401200	AWWSC Group Ins OPEX	CF	9300002542	9/30/2012	(12.74)
53401200	AWWSC Group Ins OPEX	CF	9300002673	9/30/2012	97.73
53401200	AWWSC Group Ins OPEX	CF	9300002673	9/30/2012	62.75
53401200	AWWSC Group Ins OPEX	CF	9300002673	9/30/2012	45.82
53401200	AWWSC Group Ins OPEX	CF	9300002673	9/30/2012	65.03
53401200	AWWSC Group Ins OPEX	CF	9300002673	9/30/2012	14.03
53401200	AWWSC Group Ins OPEX	CF	9300002674	9/30/2012	19.40
53401200	AWWSC Group Ins OPEX	CF	9300002674	9/30/2012	34.19
53401200	AWWSC Group Ins OPEX	CF	9300002674	9/30/2012	78.11
53401200	AWWSC Group Ins OPEX	CF	9300002675	9/30/2012	64.01
53401200	AWWSC Group Ins OPEX	CF	9300002675	9/30/2012	53.22
53401200	AWWSC Group Ins OPEX	CF	9300002675	9/30/2012	23.88
53401200	AWWSC Group Ins OPEX	CF	9300002675	9/30/2012	70.16
53401200	AWWSC Group Ins OPEX	CF	9300002676	9/30/2012	119.89
53401200	AWWSC Group Ins OPEX	CF	9300002676	9/30/2012	42.93
53401200	AWWSC Group Ins OPEX	CF	9300002676	9/30/2012	161.22
53401200	AWWSC Group Ins OPEX	CF	9300002676	9/30/2012	8.99
53401200	AWWSC Group Ins OPEX	CF	9300002677	9/30/2012	48.50
53401200	AWWSC Group Ins OPEX	CF	9300002677	9/30/2012	22.32
53401200	AWWSC Group Ins OPEX	CF	9300002677	9/30/2012	37.57
53401200	AWWSC Group Ins OPEX	CF	9300002677	9/30/2012	103.11
53401200	AWWSC Group Ins OPEX	CF	9300002678	9/30/2012	(17.21)
53401200	AWWSC Group Ins OPEX	CF	9300002678	9/30/2012	252.04
53401200	AWWSC Group Ins OPEX	CF	9300002678	9/30/2012	128.74

Kentucky American Water Company  
Case No. 2012-00520  
Response to PSC DR1, Item 31

Account	Description	Doc Type	Document Number	Posting Date	Amount
53401200	AWWSC Group Ins OPEX	CF	9300002678	9/30/2012	15.37
53401200	AWWSC Group Ins OPEX	CF	9300002678	9/30/2012	(496.91)
53401200	AWWSC Group Ins OPEX	CF	9300002679	9/30/2012	279.62
53401200	AWWSC Group Ins OPEX	CF	9300002679	9/30/2012	846.09
53401200	AWWSC Group Ins OPEX	CF	9300002679	9/30/2012	(165.96)
53401200	AWWSC Group Ins OPEX	CF	9300002679	9/30/2012	5.78
53401200	AWWSC Group Ins OPEX	CF	9300002679	9/30/2012	1.06
53401200	AWWSC Group Ins OPEX	CF	9300002680	9/30/2012	31.03
53401200	AWWSC Group Ins OPEX	CF	9300002680	9/30/2012	215.98
53401200	AWWSC Group Ins OPEX	CF	9300002680	9/30/2012	(1.10)
53401200	AWWSC Group Ins OPEX	CF	9300002680	9/30/2012	5.09
53401200	AWWSC Group Ins OPEX	CF	9300002680	9/30/2012	7.03
53401200	AWWSC Group Ins OPEX	CF	9300002681	9/30/2012	203.13
53401200	AWWSC Group Ins OPEX	CF	9300002681	9/30/2012	69.59
53401200	AWWSC Group Ins OPEX	CF	9300002681	9/30/2012	17.87
53401200	AWWSC Group Ins OPEX	CF	9300002681	9/30/2012	(8.18)
53401200	AWWSC Group Ins OPEX	CF	9300002682	9/30/2012	103.23
53401200	AWWSC Group Ins OPEX	CF	9300002682	9/30/2012	17.94
53401200	AWWSC Group Ins OPEX	CF	9300002682	9/30/2012	71.55
53401200	AWWSC Group Ins OPEX	CF	9300002683	9/30/2012	696.45
53401200	AWWSC Group Ins OPEX	CF	9300002683	9/30/2012	247.28
53401200	AWWSC Group Ins OPEX	CF	9300002683	9/30/2012	143.75
53401200	AWWSC Group Ins OPEX	CF	9300002683	9/30/2012	124.74
53401200	AWWSC Group Ins OPEX	CF	9300002683	9/30/2012	53.57
53401200	AWWSC Group Ins OPEX	CF	9300002683	9/30/2012	136.04
53401200	AWWSC Group Ins OPEX	CF	9300002684	9/30/2012	220.97
53401200	AWWSC Group Ins OPEX	CF	9300002684	9/30/2012	43.39
53401200	AWWSC Group Ins OPEX	CF	9300002684	9/30/2012	1,078.42
53401200	AWWSC Group Ins OPEX	CF	9300002684	9/30/2012	73.99
53401200	AWWSC Group Ins OPEX	CF	9300002684	9/30/2012	144.47
53401200	AWWSC Group Ins OPEX	CF	9300002684	9/30/2012	104.06
53401200	AWWSC Group Ins OPEX	CF	9300002685	9/30/2012	45.68
53401200	AWWSC Group Ins OPEX	CF	9300002685	9/30/2012	150.93
53401200	AWWSC Group Ins OPEX	CF	9300002685	9/30/2012	35.93
53401200	AWWSC Group Ins OPEX	CF	9300002685	9/30/2012	42.06
53401200	AWWSC Group Ins OPEX	CF	9300002685	9/30/2012	24.60
53401200	AWWSC Group Ins OPEX	CF	9300002685	9/30/2012	7.88
53401200	AWWSC Group Ins OPEX	CF	9300002686	9/30/2012	(7.98)
53401200	AWWSC Group Ins OPEX	CF	9300002686	9/30/2012	51.66
53401200	AWWSC Group Ins OPEX	CF	9300002687	9/30/2012	(19.98)
53401200	AWWSC Group Ins OPEX	CF	9300002687	9/30/2012	22.23
53401200	AWWSC Group Ins OPEX	CF	9300002687	9/30/2012	57.72
53401200	AWWSC Group Ins OPEX	CF	9300002687	9/30/2012	25.38
53401200	AWWSC Group Ins OPEX	CF	9300002687	9/30/2012	31.06
53401200	AWWSC Group Ins OPEX	CF	9300002688	9/30/2012	47.85
53401200	AWWSC Group Ins OPEX	CF	9300002688	9/30/2012	21.03
53401200	AWWSC Group Ins OPEX	CF	9300002688	9/30/2012	29.76
53401200	AWWSC Group Ins OPEX	CF	9300002688	9/30/2012	27.41
53401200	AWWSC Group Ins OPEX	CF	9300002688	9/30/2012	27.16
53401200	AWWSC Group Ins OPEX	CF	9300002689	9/30/2012	115.61
53401200	AWWSC Group Ins OPEX	CF	9300002689	9/30/2012	38.70
53401200	AWWSC Group Ins OPEX	CF	9300002689	9/30/2012	112.10
53401200	AWWSC Group Ins OPEX	CF	9300002689	9/30/2012	11.01
53401200	AWWSC Group Ins OPEX	CF	9300002689	9/30/2012	24.05
53401200	AWWSC Group Ins OPEX	CF	9300002690	9/30/2012	15.14
53401200	AWWSC Group Ins OPEX	CF	9300002690	9/30/2012	0.20
53401200	AWWSC Group Ins OPEX	CF	9300002690	9/30/2012	0.04
53401200	AWWSC Group Ins OPEX	CF	9300002690	9/30/2012	0.05
53401200	AWWSC Group Ins OPEX	CF	9300002690	9/30/2012	0.04
53401200	AWWSC Group Ins OPEX	CF	9300002690	9/30/2012	0.03
53401200	AWWSC Group Ins OPEX	CF	9300002691	9/30/2012	0.03
53401200	AWWSC Group Ins OPEX	CF	9300002691	9/30/2012	0.05
53401200	AWWSC Group Ins OPEX	CF	9300002691	9/30/2012	384.06
53401200	AWWSC Group Ins OPEX	CF	9300002691	9/30/2012	377.48
53401200	AWWSC Group Ins OPEX	CF	9300002691	9/30/2012	210.27
53401200	AWWSC Group Ins OPEX	CF	9300002691	9/30/2012	176.69
53401200	AWWSC Group Ins OPEX	CF	9300002692	9/30/2012	474.06
53401200	AWWSC Group Ins OPEX	CF	9300002692	9/30/2012	(67.30)
53401200	AWWSC Group Ins OPEX	CF	9300002692	9/30/2012	195.52
53401200	AWWSC Group Ins OPEX	CF	9300002692	9/30/2012	137.60
53401200	AWWSC Group Ins OPEX	CF	9300002692	9/30/2012	211.14
53401200	AWWSC Group Ins OPEX	CF	9300002693	9/30/2012	133.95
53401200	AWWSC Group Ins OPEX	CF	9300002693	9/30/2012	5.73
53401200	AWWSC Group Ins OPEX	CF	9300002693	9/30/2012	12.08
53401200	AWWSC Group Ins OPEX	CF	9300002693	9/30/2012	4.92
53401200	AWWSC Group Ins OPEX	CF	9300002693	9/30/2012	16.90
53401200	AWWSC Group Ins OPEX	CF	9300002693	9/30/2012	3.90

Kentucky American Water Company  
Case No. 2012-00520  
Response to PSC DR1, Item 31

Account	Description	Doc Type	Document Number	Posting Date	Amount
53401200	AWWSC Group Ins OPEX	CF	9300002694	9/30/2012	4.57
53401200	AWWSC Group Ins OPEX	CF	9300002694	9/30/2012	3.50
53401200	AWWSC Group Ins OPEX	CF	9300002694	9/30/2012	0.05
53401300	AWWSC Other Ben OPEX	CF	9300001871	9/30/2012	(0.14)
53401300	AWWSC Other Ben OPEX	CF	9300001872	9/30/2012	(0.63)
53401300	AWWSC Other Ben OPEX	CF	9300001873	9/30/2012	2.36
53401300	AWWSC Other Ben OPEX	CF	9300001874	9/30/2012	(0.11)
53401300	AWWSC Other Ben OPEX	CF	9300001875	9/30/2012	3.02
53401300	AWWSC Other Ben OPEX	CF	9300001877	9/30/2012	153.33
53401300	AWWSC Other Ben OPEX	CF	9300001878	9/30/2012	7.73
53401300	AWWSC Other Ben OPEX	CF	9300002261	9/30/2012	0.43
53401300	AWWSC Other Ben OPEX	CF	9300002262	9/30/2012	10.59
53401300	AWWSC Other Ben OPEX	CF	9300002263	9/30/2012	8.44
53401300	AWWSC Other Ben OPEX	CF	9300002264	9/30/2012	(0.12)
53401300	AWWSC Other Ben OPEX	CF	9300002265	9/30/2012	4.75
53401300	AWWSC Other Ben OPEX	CF	9300002266	9/30/2012	27.60
53401300	AWWSC Other Ben OPEX	CF	9300002267	9/30/2012	23.12
53401300	AWWSC Other Ben OPEX	CF	9300002268	9/30/2012	31.63
53401300	AWWSC Other Ben OPEX	CF	9300002269	9/30/2012	66.43
53401300	AWWSC Other Ben OPEX	CF	9300002270	9/30/2012	54.33
53401300	AWWSC Other Ben OPEX	CF	9300002271	9/30/2012	101.47
53401300	AWWSC Other Ben OPEX	CF	9300002272	9/30/2012	3.84
53401300	AWWSC Other Ben OPEX	CF	9300002273	9/30/2012	54.20
53401300	AWWSC Other Ben OPEX	CF	9300002274	9/30/2012	311.92
53401300	AWWSC Other Ben OPEX	CF	9300002275	9/30/2012	0.28
53401300	AWWSC Other Ben OPEX	CF	9300002276	9/30/2012	6.35
53401300	AWWSC Other Ben OPEX	CF	9300002277	9/30/2012	87.71
53401300	AWWSC Other Ben OPEX	CF	9300002278	9/30/2012	0.47
53401300	AWWSC Other Ben OPEX	CF	9300002279	9/30/2012	0.23
53401300	AWWSC Other Ben OPEX	CF	9300002281	9/30/2012	0.51
53401300	AWWSC Other Ben OPEX	CF	9300002284	9/30/2012	1.55
53401300	AWWSC Other Ben OPEX	CF	9300002285	9/30/2012	281.88
53401300	AWWSC Other Ben OPEX	CF	9300002286	9/30/2012	(0.06)
53401300	AWWSC Other Ben OPEX	CF	9300002287	9/30/2012	6.27
53401300	AWWSC Other Ben OPEX	CF	9300002288	9/30/2012	187.91
53401300	AWWSC Other Ben OPEX	CF	9300002291	9/30/2012	51.56
53401300	AWWSC Other Ben OPEX	CF	9300002292	9/30/2012	18.70
53401300	AWWSC Other Ben OPEX	CF	9300002293	9/30/2012	23.35
53401300	AWWSC Other Ben OPEX	CF	9300002297	9/30/2012	(975.12)
53401300	AWWSC Other Ben OPEX	CF	9300002298	9/30/2012	59.59
53401300	AWWSC Other Ben OPEX	CF	9300002299	9/30/2012	105.22
53401300	AWWSC Other Ben OPEX	CF	9300002300	9/30/2012	122.56
53401300	AWWSC Other Ben OPEX	CF	9300002301	9/30/2012	44.21
53401300	AWWSC Other Ben OPEX	CF	9300002302	9/30/2012	39.74
53401300	AWWSC Other Ben OPEX	CF	9300002303	9/30/2012	4.65
53401300	AWWSC Other Ben OPEX	CF	9300002305	9/30/2012	20.32
53401300	AWWSC Other Ben OPEX	CF	9300002308	9/30/2012	403.95
53401300	AWWSC Other Ben OPEX	CF	9300002309	9/30/2012	50.43
53401300	AWWSC Other Ben OPEX	CF	9300002310	9/30/2012	19.52
53401300	AWWSC Other Ben OPEX	CF	9300002313	9/30/2012	0.27
53401300	AWWSC Other Ben OPEX	CF	9300002314	9/30/2012	1.20
53401300	AWWSC Other Ben OPEX	CF	9300002315	9/30/2012	10.83
53401300	AWWSC Other Ben OPEX	CF	9300002317	9/30/2012	10.54
53401300	AWWSC Other Ben OPEX	CF	9300002318	9/30/2012	2.29
53401300	AWWSC Other Ben OPEX	CF	9300002319	9/30/2012	29.62
53401300	AWWSC Other Ben OPEX	CF	9300002321	9/30/2012	(1.54)
53401300	AWWSC Other Ben OPEX	CF	9300002322	9/30/2012	7.61
53401300	AWWSC Other Ben OPEX	CF	9300002323	9/30/2012	(0.41)
53401300	AWWSC Other Ben OPEX	CF	9300002324	9/30/2012	13.31
53401300	AWWSC Other Ben OPEX	CF	9300002325	9/30/2012	4.53
53401300	AWWSC Other Ben OPEX	CF	9300002326	9/30/2012	(0.24)
53401300	AWWSC Other Ben OPEX	CF	9300002327	9/30/2012	10.28
53401300	AWWSC Other Ben OPEX	CF	9300002328	9/30/2012	4.86
53401300	AWWSC Other Ben OPEX	CF	9300002332	9/30/2012	5.41
53401300	AWWSC Other Ben OPEX	CF	9300002334	9/30/2012	17.33
53401300	AWWSC Other Ben OPEX	CF	9300002335	9/30/2012	10.13
53401300	AWWSC Other Ben OPEX	CF	9300002336	9/30/2012	60.94
53401300	AWWSC Other Ben OPEX	CF	9300002337	9/30/2012	3.53
53401300	AWWSC Other Ben OPEX	CF	9300002340	9/30/2012	11.43
53401300	AWWSC Other Ben OPEX	CF	9300002344	9/30/2012	1.64
53401300	AWWSC Other Ben OPEX	CF	9300002352	9/30/2012	3.85
53401300	AWWSC Other Ben OPEX	CF	9300002356	9/30/2012	15.03
53401300	AWWSC Other Ben OPEX	CF	9300002357	9/30/2012	26.82
53401300	AWWSC Other Ben OPEX	CF	9300002361	9/30/2012	35.90
53401300	AWWSC Other Ben OPEX	CF	9300002362	9/30/2012	(176.74)
53401300	AWWSC Other Ben OPEX	CF	9300002363	9/30/2012	127.78
53401300	AWWSC Other Ben OPEX	CF	9300002364	9/30/2012	56.25

Kentucky American Water Company  
Case No. 2012-00520  
Response to PSC DR1, Item 31

Account	Description	Doc Type	Document Number	Posting Date	Amount
53401300	AWWSC Other Ben OPEX	CF	9300002365	9/30/2012	33.44
53401300	AWWSC Other Ben OPEX	CF	9300002366	9/30/2012	42.40
53401300	AWWSC Other Ben OPEX	CF	9300002367	9/30/2012	57.80
53401300	AWWSC Other Ben OPEX	CF	9300002368	9/30/2012	86.77
53401300	AWWSC Other Ben OPEX	CF	9300002369	9/30/2012	58.79
53401300	AWWSC Other Ben OPEX	CF	9300002370	9/30/2012	14.41
53401300	AWWSC Other Ben OPEX	CF	9300002371	9/30/2012	113.12
53401300	AWWSC Other Ben OPEX	CF	9300002373	9/30/2012	8.50
53401300	AWWSC Other Ben OPEX	CF	9300002374	9/30/2012	42.46
53401300	AWWSC Other Ben OPEX	CF	9300002375	9/30/2012	752.98
53401300	AWWSC Other Ben OPEX	CF	9300002376	9/30/2012	106.06
53401300	AWWSC Other Ben OPEX	CF	9300002380	9/30/2012	287.90
53401300	AWWSC Other Ben OPEX	CF	9300002381	9/30/2012	128.77
53401300	AWWSC Other Ben OPEX	CF	9300002382	9/30/2012	84.53
53401300	AWWSC Other Ben OPEX	CF	9300002383	9/30/2012	147.54
53401300	AWWSC Other Ben OPEX	CF	9300002384	9/30/2012	19.79
53401300	AWWSC Other Ben OPEX	CF	9300002385	9/30/2012	88.76
53401300	AWWSC Other Ben OPEX	CF	9300002386	9/30/2012	65.99
53401300	AWWSC Other Ben OPEX	CF	9300002387	9/30/2012	51.86
53401300	AWWSC Other Ben OPEX	CF	9300002388	9/30/2012	371.07
53401300	AWWSC Other Ben OPEX	CF	9300002390	9/30/2012	19.24
53401300	AWWSC Other Ben OPEX	CF	9300002391	9/30/2012	31.07
53401300	AWWSC Other Ben OPEX	CF	9300002392	9/30/2012	46.73
53401300	AWWSC Other Ben OPEX	CF	9300002394	9/30/2012	8.20
53401300	AWWSC Other Ben OPEX	CF	9300002396	9/30/2012	7.98
53401300	AWWSC Other Ben OPEX	CF	9300002397	9/30/2012	7.98
53401300	AWWSC Other Ben OPEX	CF	9300002400	9/30/2012	39.55
53401300	AWWSC Other Ben OPEX	CF	9300002401	9/30/2012	41.56
53401300	AWWSC Other Ben OPEX	CF	9300002405	9/30/2012	(6.64)
53401300	AWWSC Other Ben OPEX	CF	9300002406	9/30/2012	(0.30)
53401300	AWWSC Other Ben OPEX	CF	9300002407	9/30/2012	(6.02)
53401300	AWWSC Other Ben OPEX	CF	9300002409	9/30/2012	4.22
53401300	AWWSC Other Ben OPEX	CF	9300002410	9/30/2012	(0.66)
53401300	AWWSC Other Ben OPEX	CF	9300002413	9/30/2012	46.63
53401300	AWWSC Other Ben OPEX	CF	9300002414	9/30/2012	325.24
53401300	AWWSC Other Ben OPEX	CF	9300002415	9/30/2012	43.65
53401300	AWWSC Other Ben OPEX	CF	9300002416	9/30/2012	10.72
53401300	AWWSC Other Ben OPEX	CF	9300002417	9/30/2012	91.98
53401300	AWWSC Other Ben OPEX	CF	9300002421	9/30/2012	0.71
53401300	AWWSC Other Ben OPEX	CF	9300002422	9/30/2012	11.51
53401300	AWWSC Other Ben OPEX	CF	9300002424	9/30/2012	40.97
53401300	AWWSC Other Ben OPEX	CF	9300002425	9/30/2012	21.16
53401300	AWWSC Other Ben OPEX	CF	9300002428	9/30/2012	143.20
53401300	AWWSC Other Ben OPEX	CF	9300002430	9/30/2012	4.86
53401300	AWWSC Other Ben OPEX	CF	9300002434	9/30/2012	0.82
53401300	AWWSC Other Ben OPEX	CF	9300002436	9/30/2012	(0.02)
53401300	AWWSC Other Ben OPEX	CF	9300002437	9/30/2012	(0.76)
53401300	AWWSC Other Ben OPEX	CF	9300002438	9/30/2012	(0.93)
53401300	AWWSC Other Ben OPEX	CF	9300002439	9/30/2012	(1.51)
53401300	AWWSC Other Ben OPEX	CF	9300002441	9/30/2012	156.18
53401300	AWWSC Other Ben OPEX	CF	9300002442	9/30/2012	271.41
53401300	AWWSC Other Ben OPEX	CF	9300002443	9/30/2012	19.02
53401300	AWWSC Other Ben OPEX	CF	9300002444	9/30/2012	97.76
53401300	AWWSC Other Ben OPEX	CF	9300002445	9/30/2012	9.51
53401300	AWWSC Other Ben OPEX	CF	9300002446	9/30/2012	(57.93)
53401300	AWWSC Other Ben OPEX	CF	9300002447	9/30/2012	112.89
53401300	AWWSC Other Ben OPEX	CF	9300002448	9/30/2012	966.00
53401300	AWWSC Other Ben OPEX	CF	9300002450	9/30/2012	3.15
53401300	AWWSC Other Ben OPEX	CF	9300002452	9/30/2012	84.27
53401300	AWWSC Other Ben OPEX	CF	9300002453	9/30/2012	67.38
53401300	AWWSC Other Ben OPEX	CF	9300002454	9/30/2012	132.59
53401300	AWWSC Other Ben OPEX	CF	9300002456	9/30/2012	81.91
53401300	AWWSC Other Ben OPEX	CF	9300002457	9/30/2012	(7.28)
53401300	AWWSC Other Ben OPEX	CF	9300002458	9/30/2012	39.70
53401300	AWWSC Other Ben OPEX	CF	9300002459	9/30/2012	1.06
53401300	AWWSC Other Ben OPEX	CF	9300002460	9/30/2012	281.98
53401300	AWWSC Other Ben OPEX	CF	9300002461	9/30/2012	227.03
53401300	AWWSC Other Ben OPEX	CF	9300002466	9/30/2012	652.34
53401300	AWWSC Other Ben OPEX	CF	9300002467	9/30/2012	(0.45)
53401300	AWWSC Other Ben OPEX	CF	9300002469	9/30/2012	0.43
53401300	AWWSC Other Ben OPEX	CF	9300002470	9/30/2012	87.44
53401300	AWWSC Other Ben OPEX	CF	9300002471	9/30/2012	(0.34)
53401300	AWWSC Other Ben OPEX	CF	9300002472	9/30/2012	(0.15)
53401300	AWWSC Other Ben OPEX	CF	9300002474	9/30/2012	7.59
53401300	AWWSC Other Ben OPEX	CF	9300002476	9/30/2012	1.34
53401300	AWWSC Other Ben OPEX	CF	9300002477	9/30/2012	4.96
53401300	AWWSC Other Ben OPEX	CF	9300002478	9/30/2012	0.15

Kentucky American Water Company  
Case No. 2012-00520  
Response to PSC DR1, Item 31

Account	Description	Doc Type	Document Number	Posting Date	Amount
53401300	AWWSC Other Ben OPEX	CF	9300002479	9/30/2012	2.12
53401300	AWWSC Other Ben OPEX	CF	9300002480	9/30/2012	(0.67)
53401300	AWWSC Other Ben OPEX	CF	9300002481	9/30/2012	2.72
53401300	AWWSC Other Ben OPEX	CF	9300002482	9/30/2012	0.24
53401300	AWWSC Other Ben OPEX	CF	9300002483	9/30/2012	(0.89)
53401300	AWWSC Other Ben OPEX	CF	9300002484	9/30/2012	27.90
53401300	AWWSC Other Ben OPEX	CF	9300002485	9/30/2012	3.44
53401300	AWWSC Other Ben OPEX	CF	9300002486	9/30/2012	3.39
53401300	AWWSC Other Ben OPEX	CF	9300002487	9/30/2012	(29.90)
53401300	AWWSC Other Ben OPEX	CF	9300002492	9/30/2012	109.52
53401300	AWWSC Other Ben OPEX	CF	9300002496	9/30/2012	(0.06)
53401300	AWWSC Other Ben OPEX	CF	9300002498	9/30/2012	135.27
53401300	AWWSC Other Ben OPEX	CF	9300002499	9/30/2012	29.41
53401300	AWWSC Other Ben OPEX	CF	9300002501	9/30/2012	110.53
53401300	AWWSC Other Ben OPEX	CF	9300002503	9/30/2012	210.53
53401300	AWWSC Other Ben OPEX	CF	9300002504	9/30/2012	95.91
53401300	AWWSC Other Ben OPEX	CF	9300002505	9/30/2012	50.81
53401300	AWWSC Other Ben OPEX	CF	9300002507	9/30/2012	61.01
53401300	AWWSC Other Ben OPEX	CF	9300002508	9/30/2012	30.09
53401300	AWWSC Other Ben OPEX	CF	9300002509	9/30/2012	426.40
53401300	AWWSC Other Ben OPEX	CF	9300002510	9/30/2012	39.85
53401300	AWWSC Other Ben OPEX	CF	9300002511	9/30/2012	156.99
53401300	AWWSC Other Ben OPEX	CF	9300002512	9/30/2012	33.37
53401300	AWWSC Other Ben OPEX	CF	9300002514	9/30/2012	82.28
53401300	AWWSC Other Ben OPEX	CF	9300002515	9/30/2012	4.13
53401300	AWWSC Other Ben OPEX	CF	9300002517	9/30/2012	15.24
53401300	AWWSC Other Ben OPEX	CF	9300002518	9/30/2012	(31.65)
53401300	AWWSC Other Ben OPEX	CF	9300002519	9/30/2012	(99.01)
53401300	AWWSC Other Ben OPEX	CF	9300002520	9/30/2012	21.84
53401300	AWWSC Other Ben OPEX	CF	9300002521	9/30/2012	4.70
53401300	AWWSC Other Ben OPEX	CF	9300002522	9/30/2012	405.18
53401300	AWWSC Other Ben OPEX	CF	9300002523	9/30/2012	(14.47)
53401300	AWWSC Other Ben OPEX	CF	9300002524	9/30/2012	287.76
53401300	AWWSC Other Ben OPEX	CF	9300002525	9/30/2012	375.82
53401300	AWWSC Other Ben OPEX	CF	9300002526	9/30/2012	382.98
53401300	AWWSC Other Ben OPEX	CF	9300002529	9/30/2012	166.34
53401300	AWWSC Other Ben OPEX	CF	9300002530	9/30/2012	44.38
53401300	AWWSC Other Ben OPEX	CF	9300002531	9/30/2012	433.26
53401300	AWWSC Other Ben OPEX	CF	9300002532	9/30/2012	14.75
53401300	AWWSC Other Ben OPEX	CF	9300002533	9/30/2012	70.57
53401300	AWWSC Other Ben OPEX	CF	9300002534	9/30/2012	318.19
53401300	AWWSC Other Ben OPEX	CF	9300002535	9/30/2012	(21.20)
53401300	AWWSC Other Ben OPEX	CF	9300002536	9/30/2012	(169.16)
53401300	AWWSC Other Ben OPEX	CF	9300002537	9/30/2012	3.78
53401300	AWWSC Other Ben OPEX	CF	9300002538	9/30/2012	21.83
53401300	AWWSC Other Ben OPEX	CF	9300002539	9/30/2012	(8.96)
53401300	AWWSC Other Ben OPEX	CF	9300002540	9/30/2012	32.46
53401300	AWWSC Other Ben OPEX	CF	9300002541	9/30/2012	(77.00)
53401300	AWWSC Other Ben OPEX	CF	9300002673	9/30/2012	19.53
53401300	AWWSC Other Ben OPEX	CF	9300002673	9/30/2012	14.55
53401300	AWWSC Other Ben OPEX	CF	9300002673	9/30/2012	(1.73)
53401300	AWWSC Other Ben OPEX	CF	9300002673	9/30/2012	11.99
53401300	AWWSC Other Ben OPEX	CF	9300002674	9/30/2012	29.76
53401300	AWWSC Other Ben OPEX	CF	9300002674	9/30/2012	7.02
53401300	AWWSC Other Ben OPEX	CF	9300002675	9/30/2012	11.87
53401300	AWWSC Other Ben OPEX	CF	9300002675	9/30/2012	5.70
53401300	AWWSC Other Ben OPEX	CF	9300002675	9/30/2012	3.50
53401300	AWWSC Other Ben OPEX	CF	9300002676	9/30/2012	18.80
53401300	AWWSC Other Ben OPEX	CF	9300002676	9/30/2012	129.92
53401300	AWWSC Other Ben OPEX	CF	9300002676	9/30/2012	19.31
53401300	AWWSC Other Ben OPEX	CF	9300002677	9/30/2012	3.07
53401300	AWWSC Other Ben OPEX	CF	9300002677	9/30/2012	9.18
53401300	AWWSC Other Ben OPEX	CF	9300002677	9/30/2012	18.21
53401300	AWWSC Other Ben OPEX	CF	9300002677	9/30/2012	50.32
53401300	AWWSC Other Ben OPEX	CF	9300002678	9/30/2012	9.73
53401300	AWWSC Other Ben OPEX	CF	9300002678	9/30/2012	28.70
53401300	AWWSC Other Ben OPEX	CF	9300002678	9/30/2012	39.29
53401300	AWWSC Other Ben OPEX	CF	9300002679	9/30/2012	71.38
53401300	AWWSC Other Ben OPEX	CF	9300002679	9/30/2012	45.90
53401300	AWWSC Other Ben OPEX	CF	9300002679	9/30/2012	(36.14)
53401300	AWWSC Other Ben OPEX	CF	9300002679	9/30/2012	0.51
53401300	AWWSC Other Ben OPEX	CF	9300002679	9/30/2012	(3.06)
53401300	AWWSC Other Ben OPEX	CF	9300002680	9/30/2012	6.07
53401300	AWWSC Other Ben OPEX	CF	9300002680	9/30/2012	12.31
53401300	AWWSC Other Ben OPEX	CF	9300002680	9/30/2012	118.89
53401300	AWWSC Other Ben OPEX	CF	9300002680	9/30/2012	0.58
53401300	AWWSC Other Ben OPEX	CF	9300002680	9/30/2012	5.27

Kentucky American Water Company  
Case No. 2012-00520  
Response to PSC DR1, Item 31

Account	Description	Doc Type	Document Number	Posting Date	Amount
53401300	AWWSC Other Ben OPEX	CF	9300002680	9/30/2012	1.40
53401300	AWWSC Other Ben OPEX	CF	9300002681	9/30/2012	38.08
53401300	AWWSC Other Ben OPEX	CF	9300002681	9/30/2012	17.40
53401300	AWWSC Other Ben OPEX	CF	9300002681	9/30/2012	1.01
53401300	AWWSC Other Ben OPEX	CF	9300002682	9/30/2012	(0.12)
53401300	AWWSC Other Ben OPEX	CF	9300002682	9/30/2012	43.16
53401300	AWWSC Other Ben OPEX	CF	9300002683	9/30/2012	31.63
53401300	AWWSC Other Ben OPEX	CF	9300002683	9/30/2012	20.69
53401300	AWWSC Other Ben OPEX	CF	9300002683	9/30/2012	0.70
53401300	AWWSC Other Ben OPEX	CF	9300002684	9/30/2012	31.55
53401300	AWWSC Other Ben OPEX	CF	9300002684	9/30/2012	75.32
53401300	AWWSC Other Ben OPEX	CF	9300002684	9/30/2012	(134.32)
53401300	AWWSC Other Ben OPEX	CF	9300002684	9/30/2012	14.45
53401300	AWWSC Other Ben OPEX	CF	9300002685	9/30/2012	12.15
53401300	AWWSC Other Ben OPEX	CF	9300002685	9/30/2012	(0.38)
53401300	AWWSC Other Ben OPEX	CF	9300002686	9/30/2012	19.08
53401300	AWWSC Other Ben OPEX	CF	9300002686	9/30/2012	84.25
53401300	AWWSC Other Ben OPEX	CF	9300002686	9/30/2012	(9.42)
53401300	AWWSC Other Ben OPEX	CF	9300002686	9/30/2012	8.66
53401300	AWWSC Other Ben OPEX	CF	9300002687	9/30/2012	6.77
53401300	AWWSC Other Ben OPEX	CF	9300002687	9/30/2012	0.51
53401300	AWWSC Other Ben OPEX	CF	9300002687	9/30/2012	10.82
53401300	AWWSC Other Ben OPEX	CF	9300002687	9/30/2012	52.21
53401300	AWWSC Other Ben OPEX	CF	9300002688	9/30/2012	11.21
53401300	AWWSC Other Ben OPEX	CF	9300002688	9/30/2012	18.48
53401300	AWWSC Other Ben OPEX	CF	9300002688	9/30/2012	11.04
53401300	AWWSC Other Ben OPEX	CF	9300002688	9/30/2012	22.97
53401300	AWWSC Other Ben OPEX	CF	9300002689	9/30/2012	0.95
53401300	AWWSC Other Ben OPEX	CF	9300002689	9/30/2012	15.77
53401300	AWWSC Other Ben OPEX	CF	9300002689	9/30/2012	(6.79)
53401300	AWWSC Other Ben OPEX	CF	9300002689	9/30/2012	5.20
53401300	AWWSC Other Ben OPEX	CF	9300002690	9/30/2012	33.03
53401300	AWWSC Other Ben OPEX	CF	9300002690	9/30/2012	2.17
53401300	AWWSC Other Ben OPEX	CF	9300002690	9/30/2012	0.01
53401300	AWWSC Other Ben OPEX	CF	9300002690	9/30/2012	0.01
53401300	AWWSC Other Ben OPEX	CF	9300002690	9/30/2012	0.05
53401300	AWWSC Other Ben OPEX	CF	9300002691	9/30/2012	0.03
53401300	AWWSC Other Ben OPEX	CF	9300002691	9/30/2012	27.20
53401300	AWWSC Other Ben OPEX	CF	9300002691	9/30/2012	106.48
53401300	AWWSC Other Ben OPEX	CF	9300002691	9/30/2012	3.40
53401300	AWWSC Other Ben OPEX	CF	9300002691	9/30/2012	184.34
53401300	AWWSC Other Ben OPEX	CF	9300002692	9/30/2012	27.47
53401300	AWWSC Other Ben OPEX	CF	9300002692	9/30/2012	(10.64)
53401300	AWWSC Other Ben OPEX	CF	9300002692	9/30/2012	19.65
53401300	AWWSC Other Ben OPEX	CF	9300002693	9/30/2012	11.78
53401300	AWWSC Other Ben OPEX	CF	9300002693	9/30/2012	8.27
53401300	AWWSC Other Ben OPEX	CF	9300002693	9/30/2012	1.45
53401300	AWWSC Other Ben OPEX	CF	9300002693	9/30/2012	0.42
53401300	AWWSC Other Ben OPEX	CF	9300002693	9/30/2012	1.69
53401300	AWWSC Other Ben OPEX	CF	9300002694	9/30/2012	0.02
53401400	AWWSC Cont Svcs OPEX	CF	9300001877	9/30/2012	479.56
53401400	AWWSC Cont Svcs OPEX	CF	9300002269	9/30/2012	(59.57)
53401400	AWWSC Cont Svcs OPEX	CF	9300002273	9/30/2012	462.62
53401400	AWWSC Cont Svcs OPEX	CF	9300002283	9/30/2012	1,740.38
53401400	AWWSC Cont Svcs OPEX	CF	9300002285	9/30/2012	4,551.92
53401400	AWWSC Cont Svcs OPEX	CF	9300002288	9/30/2012	5,505.08
53401400	AWWSC Cont Svcs OPEX	CF	9300002289	9/30/2012	149.94
53401400	AWWSC Cont Svcs OPEX	CF	9300002291	9/30/2012	119.23
53401400	AWWSC Cont Svcs OPEX	CF	9300002293	9/30/2012	106.61
53401400	AWWSC Cont Svcs OPEX	CF	9300002294	9/30/2012	49.34
53401400	AWWSC Cont Svcs OPEX	CF	9300002297	9/30/2012	(388.50)
53401400	AWWSC Cont Svcs OPEX	CF	9300002298	9/30/2012	(1,058.44)
53401400	AWWSC Cont Svcs OPEX	CF	9300002299	9/30/2012	349.74
53401400	AWWSC Cont Svcs OPEX	CF	9300002300	9/30/2012	(1.94)
53401400	AWWSC Cont Svcs OPEX	CF	9300002301	9/30/2012	67.45
53401400	AWWSC Cont Svcs OPEX	CF	9300002303	9/30/2012	1,921.65
53401400	AWWSC Cont Svcs OPEX	CF	9300002307	9/30/2012	271.83
53401400	AWWSC Cont Svcs OPEX	CF	9300002308	9/30/2012	24.23
53401400	AWWSC Cont Svcs OPEX	CF	9300002309	9/30/2012	403.57
53401400	AWWSC Cont Svcs OPEX	CF	9300002311	9/30/2012	768.83
53401400	AWWSC Cont Svcs OPEX	CF	9300002320	9/30/2012	(7,410.02)
53401400	AWWSC Cont Svcs OPEX	CF	9300002321	9/30/2012	152.22
53401400	AWWSC Cont Svcs OPEX	CF	9300002336	9/30/2012	256.70
53401400	AWWSC Cont Svcs OPEX	CF	9300002361	9/30/2012	298.59
53401400	AWWSC Cont Svcs OPEX	CF	9300002363	9/30/2012	2,123.89
53401400	AWWSC Cont Svcs OPEX	CF	9300002364	9/30/2012	813.94
53401400	AWWSC Cont Svcs OPEX	CF	9300002365	9/30/2012	1,233.91



Kentucky American Water Company  
Case No. 2012-00520  
Response to PSC DR1, Item 31

Account	Description	Doc Type	Document Number	Posting Date	Amount
53401400	AWWSC Cont Svcs OPEX	CF	9300002366	9/30/2012	893.89
53401400	AWWSC Cont Svcs OPEX	CF	9300002367	9/30/2012	1,031.12
53401400	AWWSC Cont Svcs OPEX	CF	9300002369	9/30/2012	396.55
53401400	AWWSC Cont Svcs OPEX	CF	9300002370	9/30/2012	33.59
53401400	AWWSC Cont Svcs OPEX	CF	9300002371	9/30/2012	3,180.70
53401400	AWWSC Cont Svcs OPEX	CF	9300002374	9/30/2012	265.15
53401400	AWWSC Cont Svcs OPEX	CF	9300002375	9/30/2012	36.05
53401400	AWWSC Cont Svcs OPEX	CF	9300002376	9/30/2012	1,468.16
53401400	AWWSC Cont Svcs OPEX	CF	9300002380	9/30/2012	1,307.77
53401400	AWWSC Cont Svcs OPEX	CF	9300002381	9/30/2012	1,264.51
53401400	AWWSC Cont Svcs OPEX	CF	9300002383	9/30/2012	335.17
53401400	AWWSC Cont Svcs OPEX	CF	9300002384	9/30/2012	739.20
53401400	AWWSC Cont Svcs OPEX	CF	9300002386	9/30/2012	260.57
53401400	AWWSC Cont Svcs OPEX	CF	9300002387	9/30/2012	5,870.89
53401400	AWWSC Cont Svcs OPEX	CF	9300002388	9/30/2012	403.52
53401400	AWWSC Cont Svcs OPEX	CF	9300002391	9/30/2012	8,455.26
53401400	AWWSC Cont Svcs OPEX	CF	9300002392	9/30/2012	782.10
53401400	AWWSC Cont Svcs OPEX	CF	9300002394	9/30/2012	592.90
53401400	AWWSC Cont Svcs OPEX	CF	9300002400	9/30/2012	306.49
53401400	AWWSC Cont Svcs OPEX	CF	9300002407	9/30/2012	2,817.55
53401400	AWWSC Cont Svcs OPEX	CF	9300002412	9/30/2012	11,886.56
53401400	AWWSC Cont Svcs OPEX	CF	9300002413	9/30/2012	421.27
53401400	AWWSC Cont Svcs OPEX	CF	9300002414	9/30/2012	996.71
53401400	AWWSC Cont Svcs OPEX	CF	9300002415	9/30/2012	931.95
53401400	AWWSC Cont Svcs OPEX	CF	9300002417	9/30/2012	927.46
53401400	AWWSC Cont Svcs OPEX	CF	9300002418	9/30/2012	(1,540.00)
53401400	AWWSC Cont Svcs OPEX	CF	9300002428	9/30/2012	4,501.11
53401400	AWWSC Cont Svcs OPEX	CF	9300002430	9/30/2012	851.04
53401400	AWWSC Cont Svcs OPEX	CF	9300002435	9/30/2012	6,681.49
53401400	AWWSC Cont Svcs OPEX	CF	9300002441	9/30/2012	(33.73)
53401400	AWWSC Cont Svcs OPEX	CF	9300002444	9/30/2012	(85.41)
53401400	AWWSC Cont Svcs OPEX	CF	9300002448	9/30/2012	714.60
53401400	AWWSC Cont Svcs OPEX	CF	9300002453	9/30/2012	238.74
53401400	AWWSC Cont Svcs OPEX	CF	9300002454	9/30/2012	597.91
53401400	AWWSC Cont Svcs OPEX	CF	9300002456	9/30/2012	199.80
53401400	AWWSC Cont Svcs OPEX	CF	9300002458	9/30/2012	4,935.80
53401400	AWWSC Cont Svcs OPEX	CF	9300002460	9/30/2012	1,664.95
53401400	AWWSC Cont Svcs OPEX	CF	9300002463	9/30/2012	411.95
53401400	AWWSC Cont Svcs OPEX	CF	9300002470	9/30/2012	(377.75)
53401400	AWWSC Cont Svcs OPEX	CF	9300002473	9/30/2012	(25.75)
53401400	AWWSC Cont Svcs OPEX	CF	9300002474	9/30/2012	231.38
53401400	AWWSC Cont Svcs OPEX	CF	9300002482	9/30/2012	(139.26)
53401400	AWWSC Cont Svcs OPEX	CF	9300002483	9/30/2012	185.15
53401400	AWWSC Cont Svcs OPEX	CF	9300002484	9/30/2012	(5,168.39)
53401400	AWWSC Cont Svcs OPEX	CF	9300002486	9/30/2012	1.01
53401400	AWWSC Cont Svcs OPEX	CF	9300002488	9/30/2012	160.97
53401400	AWWSC Cont Svcs OPEX	CF	9300002501	9/30/2012	239.69
53401400	AWWSC Cont Svcs OPEX	CF	9300002503	9/30/2012	1,426.06
53401400	AWWSC Cont Svcs OPEX	CF	9300002507	9/30/2012	304.90
53401400	AWWSC Cont Svcs OPEX	CF	9300002512	9/30/2012	208.81
53401400	AWWSC Cont Svcs OPEX	CF	9300002533	9/30/2012	767.90
53401400	AWWSC Cont Svcs OPEX	CF	9300002541	9/30/2012	(34,032.79)
53401400	AWWSC Cont Svcs OPEX	CF	9300002679	9/30/2012	11.74
53401400	AWWSC Cont Svcs OPEX	CF	9300002683	9/30/2012	55.98
53401400	AWWSC Cont Svcs OPEX	CF	9300002685	9/30/2012	49.16
53401400	AWWSC Cont Svcs OPEX	CF	9300002687	9/30/2012	149.25
53401400	AWWSC Cont Svcs OPEX	CF	9300002687	9/30/2012	53.15
53401400	AWWSC Cont Svcs OPEX	CF	9300002690	9/30/2012	0.12
53401500	AWWSC Off Suppl OPEX	CF	9300002263	9/30/2012	2.81
53401500	AWWSC Off Suppl OPEX	CF	9300002269	9/30/2012	213.01
53401500	AWWSC Off Suppl OPEX	CF	9300002290	9/30/2012	259.38
53401500	AWWSC Off Suppl OPEX	CF	9300002298	9/30/2012	11.69
53401500	AWWSC Off Suppl OPEX	CF	9300002309	9/30/2012	4.72
53401500	AWWSC Off Suppl OPEX	CF	9300002324	9/30/2012	203.23
53401500	AWWSC Off Suppl OPEX	CF	9300002373	9/30/2012	4.20
53401500	AWWSC Off Suppl OPEX	CF	9300002375	9/30/2012	49,818.95
53401500	AWWSC Off Suppl OPEX	CF	9300002390	9/30/2012	0.61
53401500	AWWSC Off Suppl OPEX	CF	9300002392	9/30/2012	28.32
53401500	AWWSC Off Suppl OPEX	CF	9300002396	9/30/2012	12.20
53401500	AWWSC Off Suppl OPEX	CF	9300002429	9/30/2012	4.06
53401500	AWWSC Off Suppl OPEX	CF	9300002441	9/30/2012	2,473.33
53401500	AWWSC Off Suppl OPEX	CF	9300002460	9/30/2012	(330.05)
53401500	AWWSC Off Suppl OPEX	CF	9300002470	9/30/2012	1,691.87
53401500	AWWSC Off Suppl OPEX	CF	9300002475	9/30/2012	(444.45)
53401500	AWWSC Off Suppl OPEX	CF	9300002485	9/30/2012	63.12
53401500	AWWSC Off Suppl OPEX	CF	9300002492	9/30/2012	865.74
53401500	AWWSC Off Suppl OPEX	CF	9300002495	9/30/2012	722.67

Kentucky American Water Company  
Case No. 2012-00520  
Response to PSC DR1, Item 31

Account	Description	Doc Type	Document Number	Posting Date	Amount
53401500	AWWSC Off Suppl OPEX	CF	9300002496	9/30/2012	622.94
53401500	AWWSC Off Suppl OPEX	CF	9300002505	9/30/2012	(313.97)
53401500	AWWSC Off Suppl OPEX	CF	9300002518	9/30/2012	(6.54)
53401500	AWWSC Off Suppl OPEX	CF	9300002536	9/30/2012	(3.18)
53401500	AWWSC Off Suppl OPEX	CF	9300002673	9/30/2012	5.05
53401500	AWWSC Off Suppl OPEX	CF	9300002674	9/30/2012	0.59
53401500	AWWSC Off Suppl OPEX	CF	9300002674	9/30/2012	3.07
53401500	AWWSC Off Suppl OPEX	CF	9300002675	9/30/2012	41.50
53401500	AWWSC Off Suppl OPEX	CF	9300002675	9/30/2012	33.30
53401500	AWWSC Off Suppl OPEX	CF	9300002676	9/30/2012	24.64
53401500	AWWSC Off Suppl OPEX	CF	9300002677	9/30/2012	4.02
53401500	AWWSC Off Suppl OPEX	CF	9300002678	9/30/2012	0.93
53401500	AWWSC Off Suppl OPEX	CF	9300002678	9/30/2012	(17.48)
53401500	AWWSC Off Suppl OPEX	CF	9300002679	9/30/2012	1,069.24
53401500	AWWSC Off Suppl OPEX	CF	9300002679	9/30/2012	6.22
53401500	AWWSC Off Suppl OPEX	CF	9300002680	9/30/2012	13.96
53401500	AWWSC Off Suppl OPEX	CF	9300002681	9/30/2012	14.64
53401500	AWWSC Off Suppl OPEX	CF	9300002682	9/30/2012	82.72
53401500	AWWSC Off Suppl OPEX	CF	9300002683	9/30/2012	361.71
53401500	AWWSC Off Suppl OPEX	CF	9300002685	9/30/2012	384.25
53401500	AWWSC Off Suppl OPEX	CF	9300002686	9/30/2012	3.55
53401500	AWWSC Off Suppl OPEX	CF	9300002686	9/30/2012	6.04
53401500	AWWSC Off Suppl OPEX	CF	9300002687	9/30/2012	132.99
53401500	AWWSC Off Suppl OPEX	CF	9300002688	9/30/2012	1.76
53401500	AWWSC Off Suppl OPEX	CF	9300002688	9/30/2012	58.13
53401500	AWWSC Off Suppl OPEX	CF	9300002689	9/30/2012	6.25
53401500	AWWSC Off Suppl OPEX	CF	9300002689	9/30/2012	0.91
53401500	AWWSC Off Suppl OPEX	CF	9300002690	9/30/2012	40.37
53401500	AWWSC Off Suppl OPEX	CF	9300002690	9/30/2012	(0.29)
53401500	AWWSC Off Suppl OPEX	CF	9300002691	9/30/2012	0.01
53401500	AWWSC Off Suppl OPEX	CF	9300002692	9/30/2012	76.48
53401500	AWWSC Off Suppl OPEX	CF	9300002692	9/30/2012	0.81
53401500	AWWSC Off Suppl OPEX	CF	9300002693	9/30/2012	0.28
53401500	AWWSC Off Suppl OPEX	CF	9300002693	9/30/2012	1.50
53401500	AWWSC Off Suppl OPEX	CF	9300002694	9/30/2012	0.02
53401700	AWWSC Rents OPEX	CF	9300002269	9/30/2012	48.78
53401700	AWWSC Rents OPEX	CF	9300002389	9/30/2012	260.12
53401700	AWWSC Rents OPEX	CF	9300002396	9/30/2012	132.75
53401700	AWWSC Rents OPEX	CF	9300002461	9/30/2012	66.95
53401700	AWWSC Rents OPEX	CF	9300002470	9/30/2012	8.55
53401700	AWWSC Rents OPEX	CF	9300002474	9/30/2012	55.98
53401700	AWWSC Rents OPEX	CF	9300002497	9/30/2012	1,654.42
53401700	AWWSC Rents OPEX	CF	9300002501	9/30/2012	108.12
53401700	AWWSC Rents OPEX	CF	9300002503	9/30/2012	29.45
53401700	AWWSC Rents OPEX	CF	9300002504	9/30/2012	539.34
53401700	AWWSC Rents OPEX	CF	9300002505	9/30/2012	530.27
53401700	AWWSC Rents OPEX	CF	9300002675	9/30/2012	3,014.95
53401700	AWWSC Rents OPEX	CF	9300002679	9/30/2012	171.57
53401700	AWWSC Rents OPEX	CF	9300002683	9/30/2012	2,231.53
53401700	AWWSC Rents OPEX	CF	9300002684	9/30/2012	615.78
53401700	AWWSC Rents OPEX	CF	9300002685	9/30/2012	4,817.82
53401700	AWWSC Rents OPEX	CF	9300002686	9/30/2012	952.29
53401700	AWWSC Rents OPEX	CF	9300002686	9/30/2012	22.26
53401700	AWWSC Rents OPEX	CF	9300002687	9/30/2012	90.05
53401700	AWWSC Rents OPEX	CF	9300002691	9/30/2012	0.01
53401700	AWWSC Rents OPEX	CF	9300002692	9/30/2012	1,060.66
53401700	AWWSC Rents OPEX	CF	9300002692	9/30/2012	2,278.63
53401700	AWWSC Rents OPEX	CF	9300002693	9/30/2012	333.21
53402100	AWWSC Oth O&M OPEX	CF	9300001876	9/30/2012	406.20
53402100	AWWSC Oth O&M OPEX	CF	9300001877	9/30/2012	25.50
53402100	AWWSC Oth O&M OPEX	CF	9300002263	9/30/2012	904.39
53402100	AWWSC Oth O&M OPEX	CF	9300002267	9/30/2012	0.17
53402100	AWWSC Oth O&M OPEX	CF	9300002268	9/30/2012	5.60
53402100	AWWSC Oth O&M OPEX	CF	9300002269	9/30/2012	325.88
53402100	AWWSC Oth O&M OPEX	CF	9300002270	9/30/2012	0.64
53402100	AWWSC Oth O&M OPEX	CF	9300002271	9/30/2012	8.28
53402100	AWWSC Oth O&M OPEX	CF	9300002273	9/30/2012	75.21
53402100	AWWSC Oth O&M OPEX	CF	9300002274	9/30/2012	38.57
53402100	AWWSC Oth O&M OPEX	CF	9300002277	9/30/2012	36.80
53402100	AWWSC Oth O&M OPEX	CF	9300002285	9/30/2012	38.06
53402100	AWWSC Oth O&M OPEX	CF	9300002288	9/30/2012	24.48
53402100	AWWSC Oth O&M OPEX	CF	9300002295	9/30/2012	0.65
53402100	AWWSC Oth O&M OPEX	CF	9300002296	9/30/2012	11.00
53402100	AWWSC Oth O&M OPEX	CF	9300002298	9/30/2012	185.19
53402100	AWWSC Oth O&M OPEX	CF	9300002299	9/30/2012	19.83
53402100	AWWSC Oth O&M OPEX	CF	9300002300	9/30/2012	78.95
53402100	AWWSC Oth O&M OPEX	CF	9300002301	9/30/2012	16.30

Kentucky American Water Company  
Case No. 2012-00520  
Response to PSC DR1, Item 31

Account	Description	Doc Type	Document Number	Posting Date	Amount
53402100	AWWSC Oth O&M OPEX	CF	9300002302	9/30/2012	13.84
53402100	AWWSC Oth O&M OPEX	CF	9300002303	9/30/2012	19.84
53402100	AWWSC Oth O&M OPEX	CF	9300002304	9/30/2012	6.37
53402100	AWWSC Oth O&M OPEX	CF	9300002305	9/30/2012	14.04
53402100	AWWSC Oth O&M OPEX	CF	9300002307	9/30/2012	4.91
53402100	AWWSC Oth O&M OPEX	CF	9300002308	9/30/2012	35.49
53402100	AWWSC Oth O&M OPEX	CF	9300002309	9/30/2012	159.30
53402100	AWWSC Oth O&M OPEX	CF	9300002310	9/30/2012	4.36
53402100	AWWSC Oth O&M OPEX	CF	9300002312	9/30/2012	15.49
53402100	AWWSC Oth O&M OPEX	CF	9300002315	9/30/2012	12.89
53402100	AWWSC Oth O&M OPEX	CF	9300002316	9/30/2012	31.37
53402100	AWWSC Oth O&M OPEX	CF	9300002321	9/30/2012	577.50
53402100	AWWSC Oth O&M OPEX	CF	9300002323	9/30/2012	(1,901.67)
53402100	AWWSC Oth O&M OPEX	CF	9300002324	9/30/2012	692.20
53402100	AWWSC Oth O&M OPEX	CF	9300002330	9/30/2012	67.00
53402100	AWWSC Oth O&M OPEX	CF	9300002331	9/30/2012	1,612.50
53402100	AWWSC Oth O&M OPEX	CF	9300002332	9/30/2012	987.14
53402100	AWWSC Oth O&M OPEX	CF	9300002333	9/30/2012	983.96
53402100	AWWSC Oth O&M OPEX	CF	9300002334	9/30/2012	416.90
53402100	AWWSC Oth O&M OPEX	CF	9300002335	9/30/2012	512.28
53402100	AWWSC Oth O&M OPEX	CF	9300002336	9/30/2012	612.46
53402100	AWWSC Oth O&M OPEX	CF	9300002337	9/30/2012	102.54
53402100	AWWSC Oth O&M OPEX	CF	9300002338	9/30/2012	297.70
53402100	AWWSC Oth O&M OPEX	CF	9300002339	9/30/2012	4.68
53402100	AWWSC Oth O&M OPEX	CF	9300002340	9/30/2012	186.85
53402100	AWWSC Oth O&M OPEX	CF	9300002341	9/30/2012	435.98
53402100	AWWSC Oth O&M OPEX	CF	9300002342	9/30/2012	287.92
53402100	AWWSC Oth O&M OPEX	CF	9300002343	9/30/2012	1,564.12
53402100	AWWSC Oth O&M OPEX	CF	9300002344	9/30/2012	1,698.11
53402100	AWWSC Oth O&M OPEX	CF	9300002345	9/30/2012	566.57
53402100	AWWSC Oth O&M OPEX	CF	9300002346	9/30/2012	53.98
53402100	AWWSC Oth O&M OPEX	CF	9300002347	9/30/2012	660.70
53402100	AWWSC Oth O&M OPEX	CF	9300002348	9/30/2012	676.71
53402100	AWWSC Oth O&M OPEX	CF	9300002349	9/30/2012	1,852.29
53402100	AWWSC Oth O&M OPEX	CF	9300002350	9/30/2012	1,174.22
53402100	AWWSC Oth O&M OPEX	CF	9300002351	9/30/2012	655.14
53402100	AWWSC Oth O&M OPEX	CF	9300002352	9/30/2012	1,205.02
53402100	AWWSC Oth O&M OPEX	CF	9300002353	9/30/2012	246.01
53402100	AWWSC Oth O&M OPEX	CF	9300002354	9/30/2012	144.63
53402100	AWWSC Oth O&M OPEX	CF	9300002355	9/30/2012	1,232.97
53402100	AWWSC Oth O&M OPEX	CF	9300002356	9/30/2012	2.90
53402100	AWWSC Oth O&M OPEX	CF	9300002357	9/30/2012	2,552.86
53402100	AWWSC Oth O&M OPEX	CF	9300002358	9/30/2012	1,332.70
53402100	AWWSC Oth O&M OPEX	CF	9300002359	9/30/2012	858.34
53402100	AWWSC Oth O&M OPEX	CF	9300002360	9/30/2012	1,637.93
53402100	AWWSC Oth O&M OPEX	CF	9300002361	9/30/2012	34.38
53402100	AWWSC Oth O&M OPEX	CF	9300002362	9/30/2012	270.02
53402100	AWWSC Oth O&M OPEX	CF	9300002363	9/30/2012	(603.48)
53402100	AWWSC Oth O&M OPEX	CF	9300002365	9/30/2012	38.61
53402100	AWWSC Oth O&M OPEX	CF	9300002368	9/30/2012	1,238.67
53402100	AWWSC Oth O&M OPEX	CF	9300002369	9/30/2012	325.79
53402100	AWWSC Oth O&M OPEX	CF	9300002370	9/30/2012	(0.02)
53402100	AWWSC Oth O&M OPEX	CF	9300002371	9/30/2012	196.48
53402100	AWWSC Oth O&M OPEX	CF	9300002372	9/30/2012	51.42
53402100	AWWSC Oth O&M OPEX	CF	9300002373	9/30/2012	378.60
53402100	AWWSC Oth O&M OPEX	CF	9300002374	9/30/2012	76.06
53402100	AWWSC Oth O&M OPEX	CF	9300002375	9/30/2012	(88,655.67)
53402100	AWWSC Oth O&M OPEX	CF	9300002376	9/30/2012	353.03
53402100	AWWSC Oth O&M OPEX	CF	9300002377	9/30/2012	113.26
53402100	AWWSC Oth O&M OPEX	CF	9300002378	9/30/2012	864.03
53402100	AWWSC Oth O&M OPEX	CF	9300002379	9/30/2012	766.88
53402100	AWWSC Oth O&M OPEX	CF	9300002380	9/30/2012	68.13
53402100	AWWSC Oth O&M OPEX	CF	9300002381	9/30/2012	198.71
53402100	AWWSC Oth O&M OPEX	CF	9300002382	9/30/2012	14.75
53402100	AWWSC Oth O&M OPEX	CF	9300002383	9/30/2012	57.71
53402100	AWWSC Oth O&M OPEX	CF	9300002384	9/30/2012	36.41
53402100	AWWSC Oth O&M OPEX	CF	9300002385	9/30/2012	785.22
53402100	AWWSC Oth O&M OPEX	CF	9300002386	9/30/2012	1,879.47
53402100	AWWSC Oth O&M OPEX	CF	9300002387	9/30/2012	4,323.27
53402100	AWWSC Oth O&M OPEX	CF	9300002388	9/30/2012	210.08
53402100	AWWSC Oth O&M OPEX	CF	9300002389	9/30/2012	143.39
53402100	AWWSC Oth O&M OPEX	CF	9300002390	9/30/2012	506.62
53402100	AWWSC Oth O&M OPEX	CF	9300002391	9/30/2012	193.96
53402100	AWWSC Oth O&M OPEX	CF	9300002392	9/30/2012	2,571.00
53402100	AWWSC Oth O&M OPEX	CF	9300002393	9/30/2012	363.75
53402100	AWWSC Oth O&M OPEX	CF	9300002394	9/30/2012	532.90
53402100	AWWSC Oth O&M OPEX	CF	9300002395	9/30/2012	13.08

Kentucky American Water Company  
Case No. 2012-00520  
Response to PSC DR1, Item 31

Account	Description	Doc Type	Document Number	Posting Date	Amount
53402100	AWWSC Oth O&M OPEX	CF	9300002396	9/30/2012	3,400.54
53402100	AWWSC Oth O&M OPEX	CF	9300002397	9/30/2012	902.21
53402100	AWWSC Oth O&M OPEX	CF	9300002398	9/30/2012	12.91
53402100	AWWSC Oth O&M OPEX	CF	9300002399	9/30/2012	205.79
53402100	AWWSC Oth O&M OPEX	CF	9300002400	9/30/2012	47.13
53402100	AWWSC Oth O&M OPEX	CF	9300002401	9/30/2012	801.21
53402100	AWWSC Oth O&M OPEX	CF	9300002404	9/30/2012	6.50
53402100	AWWSC Oth O&M OPEX	CF	9300002407	9/30/2012	175.05
53402100	AWWSC Oth O&M OPEX	CF	9300002408	9/30/2012	0.50
53402100	AWWSC Oth O&M OPEX	CF	9300002409	9/30/2012	425.06
53402100	AWWSC Oth O&M OPEX	CF	9300002411	9/30/2012	794.45
53402100	AWWSC Oth O&M OPEX	CF	9300002413	9/30/2012	40.06
53402100	AWWSC Oth O&M OPEX	CF	9300002414	9/30/2012	187.54
53402100	AWWSC Oth O&M OPEX	CF	9300002415	9/30/2012	109.19
53402100	AWWSC Oth O&M OPEX	CF	9300002416	9/30/2012	23.81
53402100	AWWSC Oth O&M OPEX	CF	9300002417	9/30/2012	402.09
53402100	AWWSC Oth O&M OPEX	CF	9300002418	9/30/2012	948.94
53402100	AWWSC Oth O&M OPEX	CF	9300002419	9/30/2012	228.65
53402100	AWWSC Oth O&M OPEX	CF	9300002421	9/30/2012	731.00
53402100	AWWSC Oth O&M OPEX	CF	9300002422	9/30/2012	2,563.42
53402100	AWWSC Oth O&M OPEX	CF	9300002423	9/30/2012	15.11
53402100	AWWSC Oth O&M OPEX	CF	9300002424	9/30/2012	1,137.87
53402100	AWWSC Oth O&M OPEX	CF	9300002425	9/30/2012	304.97
53402100	AWWSC Oth O&M OPEX	CF	9300002426	9/30/2012	47.27
53402100	AWWSC Oth O&M OPEX	CF	9300002427	9/30/2012	1.01
53402100	AWWSC Oth O&M OPEX	CF	9300002428	9/30/2012	914.67
53402100	AWWSC Oth O&M OPEX	CF	9300002429	9/30/2012	72.43
53402100	AWWSC Oth O&M OPEX	CF	9300002430	9/30/2012	148.23
53402100	AWWSC Oth O&M OPEX	CF	9300002431	9/30/2012	916.70
53402100	AWWSC Oth O&M OPEX	CF	9300002432	9/30/2012	355.04
53402100	AWWSC Oth O&M OPEX	CF	9300002433	9/30/2012	166.01
53402100	AWWSC Oth O&M OPEX	CF	9300002440	9/30/2012	2.61
53402100	AWWSC Oth O&M OPEX	CF	9300002441	9/30/2012	30.81
53402100	AWWSC Oth O&M OPEX	CF	9300002444	9/30/2012	1.41
53402100	AWWSC Oth O&M OPEX	CF	9300002446	9/30/2012	(11.21)
53402100	AWWSC Oth O&M OPEX	CF	9300002447	9/30/2012	17.98
53402100	AWWSC Oth O&M OPEX	CF	9300002448	9/30/2012	(1,795.21)
53402100	AWWSC Oth O&M OPEX	CF	9300002449	9/30/2012	235.82
53402100	AWWSC Oth O&M OPEX	CF	9300002451	9/30/2012	9.35
53402100	AWWSC Oth O&M OPEX	CF	9300002452	9/30/2012	23.98
53402100	AWWSC Oth O&M OPEX	CF	9300002453	9/30/2012	517.37
53402100	AWWSC Oth O&M OPEX	CF	9300002454	9/30/2012	0.29
53402100	AWWSC Oth O&M OPEX	CF	9300002455	9/30/2012	514.41
53402100	AWWSC Oth O&M OPEX	CF	9300002456	9/30/2012	51.77
53402100	AWWSC Oth O&M OPEX	CF	9300002458	9/30/2012	29.24
53402100	AWWSC Oth O&M OPEX	CF	9300002460	9/30/2012	1,261.70
53402100	AWWSC Oth O&M OPEX	CF	9300002461	9/30/2012	189.99
53402100	AWWSC Oth O&M OPEX	CF	9300002470	9/30/2012	392.59
53402100	AWWSC Oth O&M OPEX	CF	9300002474	9/30/2012	81.41
53402100	AWWSC Oth O&M OPEX	CF	9300002486	9/30/2012	(333.47)
53402100	AWWSC Oth O&M OPEX	CF	9300002489	9/30/2012	19.76
53402100	AWWSC Oth O&M OPEX	CF	9300002490	9/30/2012	30.24
53402100	AWWSC Oth O&M OPEX	CF	9300002491	9/30/2012	10.31
53402100	AWWSC Oth O&M OPEX	CF	9300002492	9/30/2012	70.75
53402100	AWWSC Oth O&M OPEX	CF	9300002493	9/30/2012	34.12
53402100	AWWSC Oth O&M OPEX	CF	9300002494	9/30/2012	15.01
53402100	AWWSC Oth O&M OPEX	CF	9300002498	9/30/2012	140.37
53402100	AWWSC Oth O&M OPEX	CF	9300002499	9/30/2012	252.35
53402100	AWWSC Oth O&M OPEX	CF	9300002500	9/30/2012	5.15
53402100	AWWSC Oth O&M OPEX	CF	9300002501	9/30/2012	59.66
53402100	AWWSC Oth O&M OPEX	CF	9300002502	9/30/2012	15.03
53402100	AWWSC Oth O&M OPEX	CF	9300002503	9/30/2012	69.79
53402100	AWWSC Oth O&M OPEX	CF	9300002504	9/30/2012	35.11
53402100	AWWSC Oth O&M OPEX	CF	9300002505	9/30/2012	36.44
53402100	AWWSC Oth O&M OPEX	CF	9300002506	9/30/2012	6.76
53402100	AWWSC Oth O&M OPEX	CF	9300002511	9/30/2012	2.92
53402100	AWWSC Oth O&M OPEX	CF	9300002513	9/30/2012	17.49
53402100	AWWSC Oth O&M OPEX	CF	9300002514	9/30/2012	14.08
53402100	AWWSC Oth O&M OPEX	CF	9300002515	9/30/2012	1.90
53402100	AWWSC Oth O&M OPEX	CF	9300002518	9/30/2012	(75.53)
53402100	AWWSC Oth O&M OPEX	CF	9300002519	9/30/2012	(65.65)
53402100	AWWSC Oth O&M OPEX	CF	9300002527	9/30/2012	3,789.75
53402100	AWWSC Oth O&M OPEX	CF	9300002528	9/30/2012	(962.27)
53402100	AWWSC Oth O&M OPEX	CF	9300002536	9/30/2012	(160.52)
53402100	AWWSC Oth O&M OPEX	CF	9300002538	9/30/2012	(6.85)
53402100	AWWSC Oth O&M OPEX	CF	9300002541	9/30/2012	(58.99)
53402100	AWWSC Oth O&M OPEX	CF	9300002673	9/30/2012	17.18

Kentucky American Water Company  
Case No. 2012-00520  
Response to PSC DR1, Item 31

Account	Description	Doc Type	Document Number	Posting Date	Amount
53402100	AWWSC Oth O&M OPEX	CF	9300002673	9/30/2012	11.04
53402100	AWWSC Oth O&M OPEX	CF	9300002673	9/30/2012	16.80
53402100	AWWSC Oth O&M OPEX	CF	9300002673	9/30/2012	41.27
53402100	AWWSC Oth O&M OPEX	CF	9300002673	9/30/2012	42.49
53402100	AWWSC Oth O&M OPEX	CF	9300002674	9/30/2012	66.41
53402100	AWWSC Oth O&M OPEX	CF	9300002674	9/30/2012	7.11
53402100	AWWSC Oth O&M OPEX	CF	9300002674	9/30/2012	33.77
53402100	AWWSC Oth O&M OPEX	CF	9300002674	9/30/2012	64.88
53402100	AWWSC Oth O&M OPEX	CF	9300002674	9/30/2012	80.51
53402100	AWWSC Oth O&M OPEX	CF	9300002674	9/30/2012	590.59
53402100	AWWSC Oth O&M OPEX	CF	9300002674	9/30/2012	32.48
53402100	AWWSC Oth O&M OPEX	CF	9300002675	9/30/2012	40.41
53402100	AWWSC Oth O&M OPEX	CF	9300002675	9/30/2012	39.78
53402100	AWWSC Oth O&M OPEX	CF	9300002675	9/30/2012	13.02
53402100	AWWSC Oth O&M OPEX	CF	9300002676	9/30/2012	75.90
53402100	AWWSC Oth O&M OPEX	CF	9300002676	9/30/2012	15.74
53402100	AWWSC Oth O&M OPEX	CF	9300002676	9/30/2012	85.03
53402100	AWWSC Oth O&M OPEX	CF	9300002676	9/30/2012	(385.30)
53402100	AWWSC Oth O&M OPEX	CF	9300002677	9/30/2012	25.44
53402100	AWWSC Oth O&M OPEX	CF	9300002677	9/30/2012	39.29
53402100	AWWSC Oth O&M OPEX	CF	9300002677	9/30/2012	34.28
53402100	AWWSC Oth O&M OPEX	CF	9300002677	9/30/2012	38.51
53402100	AWWSC Oth O&M OPEX	CF	9300002678	9/30/2012	14.17
53402100	AWWSC Oth O&M OPEX	CF	9300002678	9/30/2012	1,515.39
53402100	AWWSC Oth O&M OPEX	CF	9300002678	9/30/2012	9.49
53402100	AWWSC Oth O&M OPEX	CF	9300002679	9/30/2012	813.38
53402100	AWWSC Oth O&M OPEX	CF	9300002679	9/30/2012	(32.57)
53402100	AWWSC Oth O&M OPEX	CF	9300002679	9/30/2012	2.10
53402100	AWWSC Oth O&M OPEX	CF	9300002680	9/30/2012	4.94
53402100	AWWSC Oth O&M OPEX	CF	9300002680	9/30/2012	100.76
53402100	AWWSC Oth O&M OPEX	CF	9300002681	9/30/2012	68.92
53402100	AWWSC Oth O&M OPEX	CF	9300002681	9/30/2012	654.14
53402100	AWWSC Oth O&M OPEX	CF	9300002682	9/30/2012	61.87
53402100	AWWSC Oth O&M OPEX	CF	9300002682	9/30/2012	74.48
53402100	AWWSC Oth O&M OPEX	CF	9300002682	9/30/2012	59.97
53402100	AWWSC Oth O&M OPEX	CF	9300002683	9/30/2012	59.43
53402100	AWWSC Oth O&M OPEX	CF	9300002683	9/30/2012	(78.81)
53402100	AWWSC Oth O&M OPEX	CF	9300002683	9/30/2012	424.71
53402100	AWWSC Oth O&M OPEX	CF	9300002683	9/30/2012	(27.22)
53402100	AWWSC Oth O&M OPEX	CF	9300002683	9/30/2012	50.13
53402100	AWWSC Oth O&M OPEX	CF	9300002683	9/30/2012	337.91
53402100	AWWSC Oth O&M OPEX	CF	9300002683	9/30/2012	107.76
53402100	AWWSC Oth O&M OPEX	CF	9300002683	9/30/2012	1,911.75
53402100	AWWSC Oth O&M OPEX	CF	9300002683	9/30/2012	83.50
53402100	AWWSC Oth O&M OPEX	CF	9300002683	9/30/2012	29.23
53402100	AWWSC Oth O&M OPEX	CF	9300002684	9/30/2012	73.26
53402100	AWWSC Oth O&M OPEX	CF	9300002684	9/30/2012	313.41
53402100	AWWSC Oth O&M OPEX	CF	9300002684	9/30/2012	161.11
53402100	AWWSC Oth O&M OPEX	CF	9300002684	9/30/2012	914.98
53402100	AWWSC Oth O&M OPEX	CF	9300002684	9/30/2012	478.07
53402100	AWWSC Oth O&M OPEX	CF	9300002685	9/30/2012	10.31
53402100	AWWSC Oth O&M OPEX	CF	9300002685	9/30/2012	1,448.57
53402100	AWWSC Oth O&M OPEX	CF	9300002685	9/30/2012	23.96
53402100	AWWSC Oth O&M OPEX	CF	9300002685	9/30/2012	98.24
53402100	AWWSC Oth O&M OPEX	CF	9300002685	9/30/2012	17.40
53402100	AWWSC Oth O&M OPEX	CF	9300002686	9/30/2012	44.35
53402100	AWWSC Oth O&M OPEX	CF	9300002686	9/30/2012	20.05
53402100	AWWSC Oth O&M OPEX	CF	9300002686	9/30/2012	777.15
53402100	AWWSC Oth O&M OPEX	CF	9300002686	9/30/2012	11,911.00
53402100	AWWSC Oth O&M OPEX	CF	9300002687	9/30/2012	53.51
53402100	AWWSC Oth O&M OPEX	CF	9300002687	9/30/2012	8.15
53402100	AWWSC Oth O&M OPEX	CF	9300002687	9/30/2012	436.88
53402100	AWWSC Oth O&M OPEX	CF	9300002687	9/30/2012	13.56
53402100	AWWSC Oth O&M OPEX	CF	9300002687	9/30/2012	449.43
53402100	AWWSC Oth O&M OPEX	CF	9300002688	9/30/2012	2,231.55
53402100	AWWSC Oth O&M OPEX	CF	9300002688	9/30/2012	368.50
53402100	AWWSC Oth O&M OPEX	CF	9300002688	9/30/2012	49.10
53402100	AWWSC Oth O&M OPEX	CF	9300002688	9/30/2012	4,652.87
53402100	AWWSC Oth O&M OPEX	CF	9300002688	9/30/2012	79.81
53402100	AWWSC Oth O&M OPEX	CF	9300002688	9/30/2012	18.58
53402100	AWWSC Oth O&M OPEX	CF	9300002689	9/30/2012	5,023.97
53402100	AWWSC Oth O&M OPEX	CF	9300002689	9/30/2012	311.45
53402100	AWWSC Oth O&M OPEX	CF	9300002689	9/30/2012	672.79
53402100	AWWSC Oth O&M OPEX	CF	9300002689	9/30/2012	3,149.51
53402100	AWWSC Oth O&M OPEX	CF	9300002690	9/30/2012	42.25
53402100	AWWSC Oth O&M OPEX	CF	9300002690	9/30/2012	0.36
53402100	AWWSC Oth O&M OPEX	CF	9300002690	9/30/2012	0.02

Kentucky American Water Company  
Case No. 2012-00520  
Response to PSC DR1, Item 31

Account	Description	Doc Type	Document Number	Posting Date	Amount
53402100	AWWSC Oth O&M OPEX	CF	9300002690	9/30/2012	0.03
53402100	AWWSC Oth O&M OPEX	CF	9300002690	9/30/2012	0.03
53402100	AWWSC Oth O&M OPEX	CF	9300002691	9/30/2012	0.02
53402100	AWWSC Oth O&M OPEX	CF	9300002691	9/30/2012	0.05
53402100	AWWSC Oth O&M OPEX	CF	9300002691	9/30/2012	0.02
53402100	AWWSC Oth O&M OPEX	CF	9300002691	9/30/2012	93.95
53402100	AWWSC Oth O&M OPEX	CF	9300002691	9/30/2012	166.57
53402100	AWWSC Oth O&M OPEX	CF	9300002691	9/30/2012	152.79
53402100	AWWSC Oth O&M OPEX	CF	9300002692	9/30/2012	166.08
53402100	AWWSC Oth O&M OPEX	CF	9300002692	9/30/2012	328.14
53402100	AWWSC Oth O&M OPEX	CF	9300002692	9/30/2012	76.83
53402100	AWWSC Oth O&M OPEX	CF	9300002692	9/30/2012	100.56
53402100	AWWSC Oth O&M OPEX	CF	9300002692	9/30/2012	221.87
53402100	AWWSC Oth O&M OPEX	CF	9300002693	9/30/2012	13.46
53402100	AWWSC Oth O&M OPEX	CF	9300002693	9/30/2012	112.96
53402100	AWWSC Oth O&M OPEX	CF	9300002693	9/30/2012	12.54
53402100	AWWSC Oth O&M OPEX	CF	9300002693	9/30/2012	17.90
53402100	AWWSC Oth O&M OPEX	CF	9300002693	9/30/2012	5.85
53402100	AWWSC Oth O&M OPEX	CF	9300002693	9/30/2012	4.75
53402100	AWWSC Oth O&M OPEX	CF	9300002693	9/30/2012	6.52
53402100	AWWSC Oth O&M OPEX	CF	9300002694	9/30/2012	2.82
53402100	AWWSC Oth O&M OPEX	CF	9300002694	9/30/2012	7.88
53402100	AWWSC Oth O&M OPEX	CF	9300002694	9/30/2012	1.85
53402200	AWWSC Dpr/Amrt OPEX	CF	9300002674	9/30/2012	3,670.59
53402200	AWWSC Dpr/Amrt OPEX	CF	9300002674	9/30/2012	108.34
53402200	AWWSC Dpr/Amrt OPEX	CF	9300002676	9/30/2012	30.21
53402200	AWWSC Dpr/Amrt OPEX	CF	9300002678	9/30/2012	37.24
53402200	AWWSC Dpr/Amrt OPEX	CF	9300002679	9/30/2012	1,009.99
53402200	AWWSC Dpr/Amrt OPEX	CF	9300002683	9/30/2012	1,345.17
53402200	AWWSC Dpr/Amrt OPEX	CF	9300002684	9/30/2012	(9,180.06)
53402200	AWWSC Dpr/Amrt OPEX	CF	9300002684	9/30/2012	988.48
53402200	AWWSC Dpr/Amrt OPEX	CF	9300002684	9/30/2012	8.05
53402200	AWWSC Dpr/Amrt OPEX	CF	9300002685	9/30/2012	2,161.67
53402200	AWWSC Dpr/Amrt OPEX	CF	9300002685	9/30/2012	2,082.66
53402200	AWWSC Dpr/Amrt OPEX	CF	9300002686	9/30/2012	76,272.81
53402200	AWWSC Dpr/Amrt OPEX	CF	9300002687	9/30/2012	1,159.39
53402200	AWWSC Dpr/Amrt OPEX	CF	9300002689	9/30/2012	5,237.13
53402200	AWWSC Dpr/Amrt OPEX	CF	9300002691	9/30/2012	0.09
53402200	AWWSC Dpr/Amrt OPEX	CF	9300002692	9/30/2012	1,633.54
53402200	AWWSC Dpr/Amrt OPEX	CF	9300002693	9/30/2012	16.12
53402300	AWWSC Gen Tax OPEX	CF	9300001870	9/30/2012	(0.14)
53402300	AWWSC Gen Tax OPEX	CF	9300001871	9/30/2012	(0.13)
53402300	AWWSC Gen Tax OPEX	CF	9300001872	9/30/2012	(0.54)
53402300	AWWSC Gen Tax OPEX	CF	9300001873	9/30/2012	3.48
53402300	AWWSC Gen Tax OPEX	CF	9300001874	9/30/2012	(0.11)
53402300	AWWSC Gen Tax OPEX	CF	9300001877	9/30/2012	168.16
53402300	AWWSC Gen Tax OPEX	CF	9300001878	9/30/2012	25.45
53402300	AWWSC Gen Tax OPEX	CF	9300002261	9/30/2012	15.45
53402300	AWWSC Gen Tax OPEX	CF	9300002262	9/30/2012	31.45
53402300	AWWSC Gen Tax OPEX	CF	9300002263	9/30/2012	35.82
53402300	AWWSC Gen Tax OPEX	CF	9300002264	9/30/2012	(0.41)
53402300	AWWSC Gen Tax OPEX	CF	9300002265	9/30/2012	5.82
53402300	AWWSC Gen Tax OPEX	CF	9300002266	9/30/2012	124.95
53402300	AWWSC Gen Tax OPEX	CF	9300002267	9/30/2012	61.56
53402300	AWWSC Gen Tax OPEX	CF	9300002268	9/30/2012	99.72
53402300	AWWSC Gen Tax OPEX	CF	9300002269	9/30/2012	113.71
53402300	AWWSC Gen Tax OPEX	CF	9300002270	9/30/2012	202.94
53402300	AWWSC Gen Tax OPEX	CF	9300002271	9/30/2012	640.46
53402300	AWWSC Gen Tax OPEX	CF	9300002272	9/30/2012	13.77
53402300	AWWSC Gen Tax OPEX	CF	9300002273	9/30/2012	61.40
53402300	AWWSC Gen Tax OPEX	CF	9300002274	9/30/2012	14.10
53402300	AWWSC Gen Tax OPEX	CF	9300002275	9/30/2012	0.98
53402300	AWWSC Gen Tax OPEX	CF	9300002276	9/30/2012	1.07
53402300	AWWSC Gen Tax OPEX	CF	9300002277	9/30/2012	49.55
53402300	AWWSC Gen Tax OPEX	CF	9300002278	9/30/2012	0.65
53402300	AWWSC Gen Tax OPEX	CF	9300002279	9/30/2012	0.32
53402300	AWWSC Gen Tax OPEX	CF	9300002280	9/30/2012	5.24
53402300	AWWSC Gen Tax OPEX	CF	9300002281	9/30/2012	1.07
53402300	AWWSC Gen Tax OPEX	CF	9300002282	9/30/2012	6.00
53402300	AWWSC Gen Tax OPEX	CF	9300002284	9/30/2012	0.88
53402300	AWWSC Gen Tax OPEX	CF	9300002285	9/30/2012	1,710.95
53402300	AWWSC Gen Tax OPEX	CF	9300002286	9/30/2012	(0.22)
53402300	AWWSC Gen Tax OPEX	CF	9300002287	9/30/2012	33.62
53402300	AWWSC Gen Tax OPEX	CF	9300002288	9/30/2012	1,237.19
53402300	AWWSC Gen Tax OPEX	CF	9300002291	9/30/2012	45.20
53402300	AWWSC Gen Tax OPEX	CF	9300002292	9/30/2012	49.83
53402300	AWWSC Gen Tax OPEX	CF	9300002293	9/30/2012	29.79

Kentucky American Water Company  
Case No. 2012-00520  
Response to PSC DR1, Item 31

Account	Description	Doc Type	Document Number	Posting Date	Amount
53402300	AWWSC Gen Tax OPEX	CF	9300002298	9/30/2012	28.60
53402300	AWWSC Gen Tax OPEX	CF	9300002299	9/30/2012	185.33
53402300	AWWSC Gen Tax OPEX	CF	9300002300	9/30/2012	86.96
53402300	AWWSC Gen Tax OPEX	CF	9300002301	9/30/2012	7.35
53402300	AWWSC Gen Tax OPEX	CF	9300002302	9/30/2012	26.37
53402300	AWWSC Gen Tax OPEX	CF	9300002303	9/30/2012	3.63
53402300	AWWSC Gen Tax OPEX	CF	9300002305	9/30/2012	72.94
53402300	AWWSC Gen Tax OPEX	CF	9300002307	9/30/2012	15.21
53402300	AWWSC Gen Tax OPEX	CF	9300002308	9/30/2012	52.37
53402300	AWWSC Gen Tax OPEX	CF	9300002309	9/30/2012	62.47
53402300	AWWSC Gen Tax OPEX	CF	9300002310	9/30/2012	14.84
53402300	AWWSC Gen Tax OPEX	CF	9300002313	9/30/2012	0.17
53402300	AWWSC Gen Tax OPEX	CF	9300002314	9/30/2012	0.75
53402300	AWWSC Gen Tax OPEX	CF	9300002315	9/30/2012	33.64
53402300	AWWSC Gen Tax OPEX	CF	9300002317	9/30/2012	8.64
53402300	AWWSC Gen Tax OPEX	CF	9300002318	9/30/2012	1.86
53402300	AWWSC Gen Tax OPEX	CF	9300002319	9/30/2012	8.17
53402300	AWWSC Gen Tax OPEX	CF	9300002321	9/30/2012	(5.14)
53402300	AWWSC Gen Tax OPEX	CF	9300002322	9/30/2012	19.85
53402300	AWWSC Gen Tax OPEX	CF	9300002323	9/30/2012	(1.32)
53402300	AWWSC Gen Tax OPEX	CF	9300002324	9/30/2012	29.13
53402300	AWWSC Gen Tax OPEX	CF	9300002325	9/30/2012	3.82
53402300	AWWSC Gen Tax OPEX	CF	9300002326	9/30/2012	(0.23)
53402300	AWWSC Gen Tax OPEX	CF	9300002327	9/30/2012	11.56
53402300	AWWSC Gen Tax OPEX	CF	9300002328	9/30/2012	14.60
53402300	AWWSC Gen Tax OPEX	CF	9300002332	9/30/2012	4.59
53402300	AWWSC Gen Tax OPEX	CF	9300002334	9/30/2012	9.97
53402300	AWWSC Gen Tax OPEX	CF	9300002335	9/30/2012	26.19
53402300	AWWSC Gen Tax OPEX	CF	9300002336	9/30/2012	124.94
53402300	AWWSC Gen Tax OPEX	CF	9300002337	9/30/2012	10.80
53402300	AWWSC Gen Tax OPEX	CF	9300002344	9/30/2012	4.59
53402300	AWWSC Gen Tax OPEX	CF	9300002361	9/30/2012	53.04
53402300	AWWSC Gen Tax OPEX	CF	9300002362	9/30/2012	26.99
53402300	AWWSC Gen Tax OPEX	CF	9300002363	9/30/2012	211.04
53402300	AWWSC Gen Tax OPEX	CF	9300002364	9/30/2012	74.32
53402300	AWWSC Gen Tax OPEX	CF	9300002365	9/30/2012	43.57
53402300	AWWSC Gen Tax OPEX	CF	9300002366	9/30/2012	67.09
53402300	AWWSC Gen Tax OPEX	CF	9300002367	9/30/2012	112.67
53402300	AWWSC Gen Tax OPEX	CF	9300002368	9/30/2012	102.38
53402300	AWWSC Gen Tax OPEX	CF	9300002369	9/30/2012	48.38
53402300	AWWSC Gen Tax OPEX	CF	9300002370	9/30/2012	12.18
53402300	AWWSC Gen Tax OPEX	CF	9300002371	9/30/2012	105.20
53402300	AWWSC Gen Tax OPEX	CF	9300002373	9/30/2012	3.66
53402300	AWWSC Gen Tax OPEX	CF	9300002374	9/30/2012	55.65
53402300	AWWSC Gen Tax OPEX	CF	9300002375	9/30/2012	3,401.03
53402300	AWWSC Gen Tax OPEX	CF	9300002376	9/30/2012	43.55
53402300	AWWSC Gen Tax OPEX	CF	9300002380	9/30/2012	256.35
53402300	AWWSC Gen Tax OPEX	CF	9300002381	9/30/2012	105.89
53402300	AWWSC Gen Tax OPEX	CF	9300002382	9/30/2012	81.69
53402300	AWWSC Gen Tax OPEX	CF	9300002383	9/30/2012	156.94
53402300	AWWSC Gen Tax OPEX	CF	9300002384	9/30/2012	33.87
53402300	AWWSC Gen Tax OPEX	CF	9300002385	9/30/2012	78.16
53402300	AWWSC Gen Tax OPEX	CF	9300002386	9/30/2012	71.49
53402300	AWWSC Gen Tax OPEX	CF	9300002387	9/30/2012	71.02
53402300	AWWSC Gen Tax OPEX	CF	9300002388	9/30/2012	440.97
53402300	AWWSC Gen Tax OPEX	CF	9300002390	9/30/2012	17.89
53402300	AWWSC Gen Tax OPEX	CF	9300002391	9/30/2012	50.71
53402300	AWWSC Gen Tax OPEX	CF	9300002392	9/30/2012	11.27
53402300	AWWSC Gen Tax OPEX	CF	9300002394	9/30/2012	15.00
53402300	AWWSC Gen Tax OPEX	CF	9300002396	9/30/2012	32.38
53402300	AWWSC Gen Tax OPEX	CF	9300002397	9/30/2012	3.94
53402300	AWWSC Gen Tax OPEX	CF	9300002400	9/30/2012	47.68
53402300	AWWSC Gen Tax OPEX	CF	9300002401	9/30/2012	18.59
53402300	AWWSC Gen Tax OPEX	CF	9300002405	9/30/2012	(0.51)
53402300	AWWSC Gen Tax OPEX	CF	9300002406	9/30/2012	2.60
53402300	AWWSC Gen Tax OPEX	CF	9300002407	9/30/2012	(5.81)
53402300	AWWSC Gen Tax OPEX	CF	9300002410	9/30/2012	(0.94)
53402300	AWWSC Gen Tax OPEX	CF	9300002413	9/30/2012	126.61
53402300	AWWSC Gen Tax OPEX	CF	9300002414	9/30/2012	267.11
53402300	AWWSC Gen Tax OPEX	CF	9300002415	9/30/2012	63.65
53402300	AWWSC Gen Tax OPEX	CF	9300002416	9/30/2012	6.88
53402300	AWWSC Gen Tax OPEX	CF	9300002417	9/30/2012	71.66
53402300	AWWSC Gen Tax OPEX	CF	9300002419	9/30/2012	21.99
53402300	AWWSC Gen Tax OPEX	CF	9300002421	9/30/2012	0.55
53402300	AWWSC Gen Tax OPEX	CF	9300002422	9/30/2012	16.29
53402300	AWWSC Gen Tax OPEX	CF	9300002424	9/30/2012	64.97
53402300	AWWSC Gen Tax OPEX	CF	9300002425	9/30/2012	19.87

Kentucky American Water Company  
Case No. 2012-00520  
Response to PSC DR1, Item 31

Account	Description	Doc Type	Document Number	Posting Date	Amount
53402300	AWWSC Gen Tax OPEX	CF	9300002428	9/30/2012	236.71
53402300	AWWSC Gen Tax OPEX	CF	9300002430	9/30/2012	19.25
53402300	AWWSC Gen Tax OPEX	CF	9300002434	9/30/2012	1.88
53402300	AWWSC Gen Tax OPEX	CF	9300002436	9/30/2012	(0.05)
53402300	AWWSC Gen Tax OPEX	CF	9300002437	9/30/2012	(0.79)
53402300	AWWSC Gen Tax OPEX	CF	9300002438	9/30/2012	(1.12)
53402300	AWWSC Gen Tax OPEX	CF	9300002439	9/30/2012	(1.44)
53402300	AWWSC Gen Tax OPEX	CF	9300002441	9/30/2012	80.24
53402300	AWWSC Gen Tax OPEX	CF	9300002442	9/30/2012	51.06
53402300	AWWSC Gen Tax OPEX	CF	9300002443	9/30/2012	36.14
53402300	AWWSC Gen Tax OPEX	CF	9300002444	9/30/2012	123.25
53402300	AWWSC Gen Tax OPEX	CF	9300002445	9/30/2012	7.17
53402300	AWWSC Gen Tax OPEX	CF	9300002446	9/30/2012	(93.14)
53402300	AWWSC Gen Tax OPEX	CF	9300002447	9/30/2012	25.03
53402300	AWWSC Gen Tax OPEX	CF	9300002450	9/30/2012	21.30
53402300	AWWSC Gen Tax OPEX	CF	9300002452	9/30/2012	30.93
53402300	AWWSC Gen Tax OPEX	CF	9300002453	9/30/2012	94.85
53402300	AWWSC Gen Tax OPEX	CF	9300002454	9/30/2012	93.02
53402300	AWWSC Gen Tax OPEX	CF	9300002456	9/30/2012	33.38
53402300	AWWSC Gen Tax OPEX	CF	9300002457	9/30/2012	(6.80)
53402300	AWWSC Gen Tax OPEX	CF	9300002458	9/30/2012	24.73
53402300	AWWSC Gen Tax OPEX	CF	9300002459	9/30/2012	3.32
53402300	AWWSC Gen Tax OPEX	CF	9300002460	9/30/2012	104.01
53402300	AWWSC Gen Tax OPEX	CF	9300002461	9/30/2012	197.68
53402300	AWWSC Gen Tax OPEX	CF	9300002466	9/30/2012	844.78
53402300	AWWSC Gen Tax OPEX	CF	9300002467	9/30/2012	(1.37)
53402300	AWWSC Gen Tax OPEX	CF	9300002469	9/30/2012	1.12
53402300	AWWSC Gen Tax OPEX	CF	9300002470	9/30/2012	137.48
53402300	AWWSC Gen Tax OPEX	CF	9300002471	9/30/2012	(0.22)
53402300	AWWSC Gen Tax OPEX	CF	9300002472	9/30/2012	(0.43)
53402300	AWWSC Gen Tax OPEX	CF	9300002476	9/30/2012	2.10
53402300	AWWSC Gen Tax OPEX	CF	9300002477	9/30/2012	15.29
53402300	AWWSC Gen Tax OPEX	CF	9300002478	9/30/2012	0.46
53402300	AWWSC Gen Tax OPEX	CF	9300002479	9/30/2012	0.35
53402300	AWWSC Gen Tax OPEX	CF	9300002480	9/30/2012	(1.32)
53402300	AWWSC Gen Tax OPEX	CF	9300002481	9/30/2012	2.19
53402300	AWWSC Gen Tax OPEX	CF	9300002482	9/30/2012	0.53
53402300	AWWSC Gen Tax OPEX	CF	9300002483	9/30/2012	(1.70)
53402300	AWWSC Gen Tax OPEX	CF	9300002484	9/30/2012	22.30
53402300	AWWSC Gen Tax OPEX	CF	9300002485	9/30/2012	10.20
53402300	AWWSC Gen Tax OPEX	CF	9300002486	9/30/2012	6.32
53402300	AWWSC Gen Tax OPEX	CF	9300002487	9/30/2012	(42.69)
53402300	AWWSC Gen Tax OPEX	CF	9300002492	9/30/2012	104.46
53402300	AWWSC Gen Tax OPEX	CF	9300002496	9/30/2012	(0.08)
53402300	AWWSC Gen Tax OPEX	CF	9300002498	9/30/2012	242.21
53402300	AWWSC Gen Tax OPEX	CF	9300002499	9/30/2012	49.94
53402300	AWWSC Gen Tax OPEX	CF	9300002501	9/30/2012	90.23
53402300	AWWSC Gen Tax OPEX	CF	9300002503	9/30/2012	216.97
53402300	AWWSC Gen Tax OPEX	CF	9300002504	9/30/2012	104.34
53402300	AWWSC Gen Tax OPEX	CF	9300002505	9/30/2012	33.00
53402300	AWWSC Gen Tax OPEX	CF	9300002507	9/30/2012	63.31
53402300	AWWSC Gen Tax OPEX	CF	9300002508	9/30/2012	56.45
53402300	AWWSC Gen Tax OPEX	CF	9300002510	9/30/2012	29.81
53402300	AWWSC Gen Tax OPEX	CF	9300002511	9/30/2012	55.13
53402300	AWWSC Gen Tax OPEX	CF	9300002512	9/30/2012	49.90
53402300	AWWSC Gen Tax OPEX	CF	9300002514	9/30/2012	93.03
53402300	AWWSC Gen Tax OPEX	CF	9300002515	9/30/2012	10.19
53402300	AWWSC Gen Tax OPEX	CF	9300002516	9/30/2012	43.16
53402300	AWWSC Gen Tax OPEX	CF	9300002517	9/30/2012	59.46
53402300	AWWSC Gen Tax OPEX	CF	9300002518	9/30/2012	(31.92)
53402300	AWWSC Gen Tax OPEX	CF	9300002519	9/30/2012	(113.27)
53402300	AWWSC Gen Tax OPEX	CF	9300002520	9/30/2012	40.36
53402300	AWWSC Gen Tax OPEX	CF	9300002521	9/30/2012	(8.15)
53402300	AWWSC Gen Tax OPEX	CF	9300002522	9/30/2012	445.33
53402300	AWWSC Gen Tax OPEX	CF	9300002523	9/30/2012	(46.63)
53402300	AWWSC Gen Tax OPEX	CF	9300002524	9/30/2012	294.57
53402300	AWWSC Gen Tax OPEX	CF	9300002525	9/30/2012	256.12
53402300	AWWSC Gen Tax OPEX	CF	9300002526	9/30/2012	523.13
53402300	AWWSC Gen Tax OPEX	CF	9300002529	9/30/2012	200.45
53402300	AWWSC Gen Tax OPEX	CF	9300002530	9/30/2012	131.23
53402300	AWWSC Gen Tax OPEX	CF	9300002531	9/30/2012	752.20
53402300	AWWSC Gen Tax OPEX	CF	9300002532	9/30/2012	14.68
53402300	AWWSC Gen Tax OPEX	CF	9300002533	9/30/2012	81.72
53402300	AWWSC Gen Tax OPEX	CF	9300002534	9/30/2012	247.37
53402300	AWWSC Gen Tax OPEX	CF	9300002535	9/30/2012	(28.03)
53402300	AWWSC Gen Tax OPEX	CF	9300002536	9/30/2012	(197.51)
53402300	AWWSC Gen Tax OPEX	CF	9300002537	9/30/2012	3.14



Kentucky American Water Company  
Case No. 2012-00520  
Response to PSC DR1, Item 31

Account	Description	Doc Type	Document Number	Posting Date	Amount
53402300	AWWSC Gen Tax OPEX	CF	9300002538	9/30/2012	67.82
53402300	AWWSC Gen Tax OPEX	CF	9300002539	9/30/2012	(28.51)
53402300	AWWSC Gen Tax OPEX	CF	9300002540	9/30/2012	37.44
53402300	AWWSC Gen Tax OPEX	CF	9300002541	9/30/2012	(161.26)
53402300	AWWSC Gen Tax OPEX	CF	9300002542	9/30/2012	(8.68)
53402300	AWWSC Gen Tax OPEX	CF	9300002673	9/30/2012	9.15
53402300	AWWSC Gen Tax OPEX	CF	9300002673	9/30/2012	2.00
53402300	AWWSC Gen Tax OPEX	CF	9300002674	9/30/2012	0.30
53402300	AWWSC Gen Tax OPEX	CF	9300002674	9/30/2012	12.91
53402300	AWWSC Gen Tax OPEX	CF	9300002674	9/30/2012	18.98
53402300	AWWSC Gen Tax OPEX	CF	9300002674	9/30/2012	(7.51)
53402300	AWWSC Gen Tax OPEX	CF	9300002675	9/30/2012	0.22
53402300	AWWSC Gen Tax OPEX	CF	9300002675	9/30/2012	(0.11)
53402300	AWWSC Gen Tax OPEX	CF	9300002675	9/30/2012	8.97
53402300	AWWSC Gen Tax OPEX	CF	9300002676	9/30/2012	8.24
53402300	AWWSC Gen Tax OPEX	CF	9300002676	9/30/2012	32.14
53402300	AWWSC Gen Tax OPEX	CF	9300002676	9/30/2012	407.36
53402300	AWWSC Gen Tax OPEX	CF	9300002676	9/30/2012	7.21
53402300	AWWSC Gen Tax OPEX	CF	9300002677	9/30/2012	9.74
53402300	AWWSC Gen Tax OPEX	CF	9300002677	9/30/2012	7.85
53402300	AWWSC Gen Tax OPEX	CF	9300002677	9/30/2012	60.24
53402300	AWWSC Gen Tax OPEX	CF	9300002678	9/30/2012	17.05
53402300	AWWSC Gen Tax OPEX	CF	9300002678	9/30/2012	53.72
53402300	AWWSC Gen Tax OPEX	CF	9300002679	9/30/2012	(50.10)
53402300	AWWSC Gen Tax OPEX	CF	9300002679	9/30/2012	1.72
53402300	AWWSC Gen Tax OPEX	CF	9300002679	9/30/2012	0.71
53402300	AWWSC Gen Tax OPEX	CF	9300002680	9/30/2012	97.06
53402300	AWWSC Gen Tax OPEX	CF	9300002680	9/30/2012	15.25
53402300	AWWSC Gen Tax OPEX	CF	9300002680	9/30/2012	10.27
53402300	AWWSC Gen Tax OPEX	CF	9300002680	9/30/2012	(4.52)
53402300	AWWSC Gen Tax OPEX	CF	9300002680	9/30/2012	11.01
53402300	AWWSC Gen Tax OPEX	CF	9300002681	9/30/2012	21.78
53402300	AWWSC Gen Tax OPEX	CF	9300002681	9/30/2012	47.15
53402300	AWWSC Gen Tax OPEX	CF	9300002681	9/30/2012	21.67
53402300	AWWSC Gen Tax OPEX	CF	9300002681	9/30/2012	7.59
53402300	AWWSC Gen Tax OPEX	CF	9300002681	9/30/2012	(0.59)
53402300	AWWSC Gen Tax OPEX	CF	9300002681	9/30/2012	2.71
53402300	AWWSC Gen Tax OPEX	CF	9300002682	9/30/2012	41.98
53402300	AWWSC Gen Tax OPEX	CF	9300002682	9/30/2012	(0.04)
53402300	AWWSC Gen Tax OPEX	CF	9300002682	9/30/2012	24.46
53402300	AWWSC Gen Tax OPEX	CF	9300002683	9/30/2012	116.39
53402300	AWWSC Gen Tax OPEX	CF	9300002683	9/30/2012	8.91
53402300	AWWSC Gen Tax OPEX	CF	9300002683	9/30/2012	128.43
53402300	AWWSC Gen Tax OPEX	CF	9300002683	9/30/2012	1.13
53402300	AWWSC Gen Tax OPEX	CF	9300002684	9/30/2012	45.58
53402300	AWWSC Gen Tax OPEX	CF	9300002684	9/30/2012	95.06
53402300	AWWSC Gen Tax OPEX	CF	9300002684	9/30/2012	88.72
53402300	AWWSC Gen Tax OPEX	CF	9300002684	9/30/2012	3.68
53402300	AWWSC Gen Tax OPEX	CF	9300002685	9/30/2012	(20.01)
53402300	AWWSC Gen Tax OPEX	CF	9300002685	9/30/2012	41.33
53402300	AWWSC Gen Tax OPEX	CF	9300002685	9/30/2012	3.07
53402300	AWWSC Gen Tax OPEX	CF	9300002686	9/30/2012	0.71
53402300	AWWSC Gen Tax OPEX	CF	9300002686	9/30/2012	15.42
53402300	AWWSC Gen Tax OPEX	CF	9300002686	9/30/2012	(1.14)
53402300	AWWSC Gen Tax OPEX	CF	9300002686	9/30/2012	(0.05)
53402300	AWWSC Gen Tax OPEX	CF	9300002687	9/30/2012	5.99
53402300	AWWSC Gen Tax OPEX	CF	9300002687	9/30/2012	25.18
53402300	AWWSC Gen Tax OPEX	CF	9300002688	9/30/2012	23.42
53402300	AWWSC Gen Tax OPEX	CF	9300002688	9/30/2012	21.94
53402300	AWWSC Gen Tax OPEX	CF	9300002688	9/30/2012	19.51
53402300	AWWSC Gen Tax OPEX	CF	9300002688	9/30/2012	(6.84)
53402300	AWWSC Gen Tax OPEX	CF	9300002688	9/30/2012	12.65
53402300	AWWSC Gen Tax OPEX	CF	9300002689	9/30/2012	(1.78)
53402300	AWWSC Gen Tax OPEX	CF	9300002689	9/30/2012	46.09
53402300	AWWSC Gen Tax OPEX	CF	9300002689	9/30/2012	10.85
53402300	AWWSC Gen Tax OPEX	CF	9300002689	9/30/2012	34.94
53402300	AWWSC Gen Tax OPEX	CF	9300002690	9/30/2012	1.88
53402300	AWWSC Gen Tax OPEX	CF	9300002690	9/30/2012	0.03
53402300	AWWSC Gen Tax OPEX	CF	9300002690	9/30/2012	0.02
53402300	AWWSC Gen Tax OPEX	CF	9300002690	9/30/2012	0.02
53402300	AWWSC Gen Tax OPEX	CF	9300002691	9/30/2012	0.11
53402300	AWWSC Gen Tax OPEX	CF	9300002691	9/30/2012	0.05
53402300	AWWSC Gen Tax OPEX	CF	9300002691	9/30/2012	90.35
53402300	AWWSC Gen Tax OPEX	CF	9300002691	9/30/2012	2.19
53402300	AWWSC Gen Tax OPEX	CF	9300002692	9/30/2012	68.36
53402300	AWWSC Gen Tax OPEX	CF	9300002692	9/30/2012	(14.69)
53402300	AWWSC Gen Tax OPEX	CF	9300002692	9/30/2012	303.71

Kentucky American Water Company  
Case No. 2012-00520  
Response to PSC DR1, Item 31

Account	Description	Doc Type	Document Number	Posting Date	Amount
53402300	AWWSC Gen Tax OPEX	CF	9300002692	9/30/2012	123.60
53402300	AWWSC Gen Tax OPEX	CF	9300002692	9/30/2012	7.20
53402300	AWWSC Gen Tax OPEX	CF	9300002693	9/30/2012	3.41
53402300	AWWSC Gen Tax OPEX	CF	9300002693	9/30/2012	(0.03)
53402300	AWWSC Gen Tax OPEX	CF	9300002693	9/30/2012	0.01
53402300	AWWSC Gen Tax OPEX	CF	9300002694	9/30/2012	1.39
53402300	AWWSC Gen Tax OPEX	CF	9300002694	9/30/2012	0.01
53402400	AWWSC Interest OPEX	CF	9300002470	9/30/2012	19.42
53402400	AWWSC Interest OPEX	CF	9300002505	9/30/2012	69.56
53402400	AWWSC Interest OPEX	CF	9300002675	9/30/2012	958.33
53402400	AWWSC Interest OPEX	CF	9300002676	9/30/2012	5.69
53402400	AWWSC Interest OPEX	CF	9300002678	9/30/2012	0.70
53402400	AWWSC Interest OPEX	CF	9300002681	9/30/2012	584.45
53402400	AWWSC Interest OPEX	CF	9300002683	9/30/2012	1,878.35
53402400	AWWSC Interest OPEX	CF	9300002684	9/30/2012	5.75
53402400	AWWSC Interest OPEX	CF	9300002684	9/30/2012	49.16
53402400	AWWSC Interest OPEX	CF	9300002685	9/30/2012	31.63
53402400	AWWSC Interest OPEX	CF	9300002686	9/30/2012	523.63
53402400	AWWSC Interest OPEX	CF	9300002687	9/30/2012	4.38
53402400	AWWSC Interest OPEX	CF	9300002689	9/30/2012	183.85
53402400	AWWSC Interest OPEX	CF	9300002690	9/30/2012	0.11
53402400	AWWSC Interest OPEX	CF	9300002692	9/30/2012	199.41
53402400	AWWSC Interest OPEX	CF	9300002693	9/30/2012	14.04
53402500	AWWSC Oth Inc OPEX	CF	9300002375	9/30/2012	826.04
53402500	AWWSC Oth Inc OPEX	CF	9300002455	9/30/2012	482.35
53402500	AWWSC Oth Inc OPEX	CF	9300002673	9/30/2012	88.60
53402500	AWWSC Oth Inc OPEX	CF	9300002673	9/30/2012	64.25
53402500	AWWSC Oth Inc OPEX	CF	9300002673	9/30/2012	114.60
53402500	AWWSC Oth Inc OPEX	CF	9300002674	9/30/2012	0.15
53402500	AWWSC Oth Inc OPEX	CF	9300002674	9/30/2012	232.26
53402500	AWWSC Oth Inc OPEX	CF	9300002674	9/30/2012	0.06
53402500	AWWSC Oth Inc OPEX	CF	9300002674	9/30/2012	206.10
53402500	AWWSC Oth Inc OPEX	CF	9300002675	9/30/2012	89.19
53402500	AWWSC Oth Inc OPEX	CF	9300002675	9/30/2012	0.08
53402500	AWWSC Oth Inc OPEX	CF	9300002675	9/30/2012	54.87
53402500	AWWSC Oth Inc OPEX	CF	9300002676	9/30/2012	236.64
53402500	AWWSC Oth Inc OPEX	CF	9300002676	9/30/2012	60.28
53402500	AWWSC Oth Inc OPEX	CF	9300002676	9/30/2012	405.95
53402500	AWWSC Oth Inc OPEX	CF	9300002677	9/30/2012	8.57
53402500	AWWSC Oth Inc OPEX	CF	9300002677	9/30/2012	97.77
53402500	AWWSC Oth Inc OPEX	CF	9300002677	9/30/2012	28.45
53402500	AWWSC Oth Inc OPEX	CF	9300002677	9/30/2012	0.09
53402500	AWWSC Oth Inc OPEX	CF	9300002678	9/30/2012	7.66
53402500	AWWSC Oth Inc OPEX	CF	9300002678	9/30/2012	0.07
53402500	AWWSC Oth Inc OPEX	CF	9300002680	9/30/2012	25.17
53402500	AWWSC Oth Inc OPEX	CF	9300002682	9/30/2012	89.90
53402500	AWWSC Oth Inc OPEX	CF	9300002682	9/30/2012	9.74
53402500	AWWSC Oth Inc OPEX	CF	9300002686	9/30/2012	455.74
53402500	AWWSC Oth Inc OPEX	CF	9300002689	9/30/2012	0.90
53402500	AWWSC Oth Inc OPEX	CF	9300002690	9/30/2012	0.02
53402500	AWWSC Oth Inc OPEX	CF	9300002691	9/30/2012	0.06
53402500	AWWSC Oth Inc OPEX	CF	9300002691	9/30/2012	0.18
53402500	AWWSC Oth Inc OPEX	CF	9300002692	9/30/2012	164.49
53402500	AWWSC Oth Inc OPEX	CF	9300002692	9/30/2012	124.55
53402500	AWWSC Oth Inc OPEX	CF	9300002693	9/30/2012	6.45
53402500	AWWSC Oth Inc OPEX	CF	9300002693	9/30/2012	0.01
53402500	AWWSC Oth Inc OPEX	CF	9300002693	9/30/2012	0.72
53402500	AWWSC Oth Inc OPEX	CF	9300002694	9/30/2012	24.99
53402600	AWWSC Inc Tax OPEX	CF	9300002676	9/30/2012	5,928.99
53481000	AWWSC Labor CAPX	CF	9300001858	9/30/2012	270.97
53481000	AWWSC Labor CAPX	CF	9300001859	9/30/2012	20.71
53481000	AWWSC Labor CAPX	CF	9300001860	9/30/2012	296.85
53481000	AWWSC Labor CAPX	CF	9300001861	9/30/2012	1,772.66
53481000	AWWSC Labor CAPX	CF	9300001861	9/30/2012	156.82
53481000	AWWSC Labor CAPX	CF	9300001862	9/30/2012	2,122.48
53481000	AWWSC Labor CAPX	CF	9300001862	9/30/2012	158.82
53481000	AWWSC Labor CAPX	CF	9300001863	9/30/2012	654.45
53481000	AWWSC Labor CAPX	CF	9300001864	9/30/2012	5,668.42
53481000	AWWSC Labor CAPX	CF	9300001864	9/30/2012	797.83
53481000	AWWSC Labor CAPX	CF	9300001865	9/30/2012	497.57
53481000	AWWSC Labor CAPX	CF	9300001866	9/30/2012	203.83
53481000	AWWSC Labor CAPX	CF	9300001867	9/30/2012	107.91
53481000	AWWSC Labor CAPX	CF	9300001868	9/30/2012	8.41
53481000	AWWSC Labor CAPX	CF	9300001869	9/30/2012	2,359.68
53481000	AWWSC Labor CAPX	CF	9300001879	9/30/2012	350.41
53481000	AWWSC Labor CAPX	CF	9300001880	9/30/2012	1,274.46
53481000	AWWSC Labor CAPX	CF	9300001881	9/30/2012	1,769.28

Kentucky American Water Company  
Case No. 2012-00520  
Response to PSC DR1, Item 31

Account	Description	Doc Type	Document Number	Posting Date	Amount
53481000	AWWSC Labor CAPX	CF	9300001882	9/30/2012	426.48
53481000	AWWSC Labor CAPX	CF	9300001883	9/30/2012	2,585.21
53481000	AWWSC Labor CAPX	CF	9300001885	9/30/2012	361.88
53481000	AWWSC Labor CAPX	CF	9300001886	9/30/2012	15.94
53481000	AWWSC Labor CAPX	CF	9300001887	9/30/2012	0.73
53481000	AWWSC Labor CAPX	CF	9300001887	9/30/2012	1,488.38
53481000	AWWSC Labor CAPX	CF	9300001888	9/30/2012	1,530.45
53481000	AWWSC Labor CAPX	CF	9300001889	9/30/2012	9,784.94
53481000	AWWSC Labor CAPX	CF	9300001890	9/30/2012	538.78
53481000	AWWSC Labor CAPX	CF	9300001891	9/30/2012	318.76
53481000	AWWSC Labor CAPX	CF	9300001892	9/30/2012	80.32
53481000	AWWSC Labor CAPX	CF	9300001894	9/30/2012	409.43
53481000	AWWSC Labor CAPX	CF	9300001896	9/30/2012	319.25
53481000	AWWSC Labor CAPX	CF	9300001898	9/30/2012	412.37
53481000	AWWSC Labor CAPX	CF	9300001900	9/30/2012	(11.20)
53481000	AWWSC Labor CAPX	CF	9300001902	9/30/2012	536.94
53481000	AWWSC Labor CAPX	CF	9300001904	9/30/2012	188.99
53481000	AWWSC Labor CAPX	CF	9300001906	9/30/2012	208.57
53481000	AWWSC Labor CAPX	CF	9300001908	9/30/2012	338.22
53481000	AWWSC Labor CAPX	CF	9300001910	9/30/2012	209.07
53481000	AWWSC Labor CAPX	CF	9300001912	9/30/2012	155.65
53481000	AWWSC Labor CAPX	CF	9300001914	9/30/2012	482.90
53481000	AWWSC Labor CAPX	CF	9300001916	9/30/2012	71.44
53481000	AWWSC Labor CAPX	CF	9300001922	9/30/2012	581.93
53481000	AWWSC Labor CAPX	CF	9300001924	9/30/2012	534.69
53481000	AWWSC Labor CAPX	CF	9300001926	9/30/2012	545.53
53481000	AWWSC Labor CAPX	CF	9300001928	9/30/2012	153.03
53481000	AWWSC Labor CAPX	CF	9300001930	9/30/2012	437.18
53481000	AWWSC Labor CAPX	CF	9300001932	9/30/2012	462.74
53481000	AWWSC Labor CAPX	CF	9300001934	9/30/2012	3,087.25
53481000	AWWSC Labor CAPX	CF	9300001936	9/30/2012	1,116.37
53481000	AWWSC Labor CAPX	CF	9300001938	9/30/2012	1,438.72
53481000	AWWSC Labor CAPX	CF	9300001940	9/30/2012	397.77
53481000	AWWSC Labor CAPX	CF	9300001942	9/30/2012	397.77
53481000	AWWSC Labor CAPX	CF	9300001944	9/30/2012	397.77
53481000	AWWSC Labor CAPX	CF	9300001946	9/30/2012	161.25
53481000	AWWSC Labor CAPX	CF	9300001948	9/30/2012	161.25
53481000	AWWSC Labor CAPX	CF	9300001950	9/30/2012	(86.60)
53481000	AWWSC Labor CAPX	CF	9300001952	9/30/2012	(147.00)
53481000	AWWSC Labor CAPX	CF	9300001976	9/30/2012	(273.97)
53481000	AWWSC Labor CAPX	CF	9300001977	9/30/2012	491.52
53481000	AWWSC Labor CAPX	CF	9300002003	9/30/2012	455.44
53481000	AWWSC Labor CAPX	CF	9300002005	9/30/2012	411.80
53481000	AWWSC Labor CAPX	CF	9300002006	9/30/2012	(11.70)
53481000	AWWSC Labor CAPX	CF	9300002008	9/30/2012	101.54
53481000	AWWSC Labor CAPX	CF	9300002010	9/30/2012	36.04
53481000	AWWSC Labor CAPX	CF	9300002011	9/30/2012	(11.70)
53481000	AWWSC Labor CAPX	CF	9300002042	9/30/2012	604.39
53481000	AWWSC Labor CAPX	CF	9300002044	9/30/2012	2,822.99
53481000	AWWSC Labor CAPX	CF	9300002045	9/30/2012	127.34
53481000	AWWSC Labor CAPX	CF	9300002048	9/30/2012	5,224.31
53481000	AWWSC Labor CAPX	CF	9300002048	9/30/2012	287.60
53481000	AWWSC Labor CAPX	CF	9300002049	9/30/2012	463.00
53481000	AWWSC Labor CAPX	CF	9300002049	9/30/2012	16.72
53481000	AWWSC Labor CAPX	CF	9300002050	9/30/2012	2.68
53481000	AWWSC Labor CAPX	CF	9300002051	9/30/2012	(1.84)
53481000	AWWSC Labor CAPX	CF	9300002052	9/30/2012	7.14
53481000	AWWSC Labor CAPX	CF	9300002054	9/30/2012	(6.02)
53481000	AWWSC Labor CAPX	CF	9300002054	9/30/2012	(9.56)
53481000	AWWSC Labor CAPX	CF	9300002055	9/30/2012	477.30
53481000	AWWSC Labor CAPX	CF	9300002055	9/30/2012	16.72
53481000	AWWSC Labor CAPX	CF	9300002056	9/30/2012	(1.84)
53481000	AWWSC Labor CAPX	CF	9300002057	9/30/2012	7.15
53481000	AWWSC Labor CAPX	CF	9300002059	9/30/2012	0.24
53481000	AWWSC Labor CAPX	CF	9300002059	9/30/2012	(9.56)
53481000	AWWSC Labor CAPX	CF	9300002060	9/30/2012	356.33
53481000	AWWSC Labor CAPX	CF	9300002062	9/30/2012	356.33
53481000	AWWSC Labor CAPX	CF	9300002064	9/30/2012	302.45
53481000	AWWSC Labor CAPX	CF	9300002065	9/30/2012	(14.18)
53481000	AWWSC Labor CAPX	CF	9300002067	9/30/2012	316.62
53481000	AWWSC Labor CAPX	CF	9300002069	9/30/2012	673.01
53481000	AWWSC Labor CAPX	CF	9300002071	9/30/2012	12.89
53481000	AWWSC Labor CAPX	CF	9300002072	9/30/2012	695.10
53481000	AWWSC Labor CAPX	CF	9300002074	9/30/2012	327.22
53481000	AWWSC Labor CAPX	CF	9300002076	9/30/2012	134.33
53481000	AWWSC Labor CAPX	CF	9300002078	9/30/2012	116.52
53481000	AWWSC Labor CAPX	CF	9300002080	9/30/2012	116.52

Kentucky American Water Company  
Case No. 2012-00520  
Response to PSC DR1, Item 31

Account	Description	Doc Type	Document Number	Posting Date	Amount
53481000	AWWSC Labor CAPX	CF	9300002082	9/30/2012	(2.05)
53481000	AWWSC Labor CAPX	CF	9300002085	9/30/2012	(7.56)
53481000	AWWSC Labor CAPX	CF	9300002086	9/30/2012	(19.94)
53481000	AWWSC Labor CAPX	CF	9300002087	9/30/2012	409.50
53481000	AWWSC Labor CAPX	CF	9300002087	9/30/2012	19.71
53481000	AWWSC Labor CAPX	CF	9300002089	9/30/2012	289.09
53481000	AWWSC Labor CAPX	CF	9300002091	9/30/2012	(370.81)
53481000	AWWSC Labor CAPX	CF	9300002092	9/30/2012	193.00
53481000	AWWSC Labor CAPX	CF	9300002094	9/30/2012	193.00
53481000	AWWSC Labor CAPX	CF	9300002097	9/30/2012	7.76
53481000	AWWSC Labor CAPX	CF	9300002099	9/30/2012	(96.50)
53481000	AWWSC Labor CAPX	CF	9300002100	9/30/2012	548.14
53481000	AWWSC Labor CAPX	CF	9300002102	9/30/2012	(76.34)
53481000	AWWSC Labor CAPX	CF	9300002102	9/30/2012	(35.99)
53481000	AWWSC Labor CAPX	CF	9300002103	9/30/2012	1,050.19
53481000	AWWSC Labor CAPX	CF	9300002103	9/30/2012	35.99
53481000	AWWSC Labor CAPX	CF	9300002105	9/30/2012	(1.84)
53481000	AWWSC Labor CAPX	CF	9300002106	9/30/2012	123.39
53481000	AWWSC Labor CAPX	CF	9300002106	9/30/2012	16.72
53481000	AWWSC Labor CAPX	CF	9300002108	9/30/2012	(29.23)
53481000	AWWSC Labor CAPX	CF	9300002108	9/30/2012	(9.56)
53481000	AWWSC Labor CAPX	CF	9300002109	9/30/2012	30.38
53481000	AWWSC Labor CAPX	CF	9300002109	9/30/2012	16.72
53481000	AWWSC Labor CAPX	CF	9300002111	9/30/2012	(29.22)
53481000	AWWSC Labor CAPX	CF	9300002111	9/30/2012	(9.56)
53481000	AWWSC Labor CAPX	CF	9300002112	9/30/2012	7.15
53481000	AWWSC Labor CAPX	CF	9300002113	9/30/2012	5.81
53481000	AWWSC Labor CAPX	CF	9300002113	9/30/2012	16.72
53481000	AWWSC Labor CAPX	CF	9300002115	9/30/2012	(6.02)
53481000	AWWSC Labor CAPX	CF	9300002115	9/30/2012	(9.56)
53481000	AWWSC Labor CAPX	CF	9300002116	9/30/2012	5.81
53481000	AWWSC Labor CAPX	CF	9300002116	9/30/2012	16.72
53481000	AWWSC Labor CAPX	CF	9300002117	9/30/2012	7.14
53481000	AWWSC Labor CAPX	CF	9300002119	9/30/2012	(6.02)
53481000	AWWSC Labor CAPX	CF	9300002119	9/30/2012	(9.56)
53481000	AWWSC Labor CAPX	CF	9300002120	9/30/2012	36.26
53481000	AWWSC Labor CAPX	CF	9300002120	9/30/2012	16.77
53481000	AWWSC Labor CAPX	CF	9300002122	9/30/2012	(29.28)
53481000	AWWSC Labor CAPX	CF	9300002122	9/30/2012	(9.62)
53481000	AWWSC Labor CAPX	CF	9300002123	9/30/2012	(41.44)
53481000	AWWSC Labor CAPX	CF	9300002125	9/30/2012	(41.44)
53481000	AWWSC Labor CAPX	CF	9300002127	9/30/2012	(41.44)
53481000	AWWSC Labor CAPX	CF	9300002135	9/30/2012	96.53
53481000	AWWSC Labor CAPX	CF	9300002137	9/30/2012	82.05
53481000	AWWSC Labor CAPX	CF	9300002139	9/30/2012	77.22
53481000	AWWSC Labor CAPX	CF	9300002142	9/30/2012	10.43
53481000	AWWSC Labor CAPX	CF	9300002142	9/30/2012	22.74
53481000	AWWSC Labor CAPX	CF	9300002145	9/30/2012	(1.09)
53481000	AWWSC Labor CAPX	CF	9300002146	9/30/2012	216.74
53481000	AWWSC Labor CAPX	CF	9300002148	9/30/2012	116.52
53481000	AWWSC Labor CAPX	CF	9300002150	9/30/2012	116.52
53481000	AWWSC Labor CAPX	CF	9300002154	9/30/2012	116.52
53481000	AWWSC Labor CAPX	CF	9300002156	9/30/2012	293.09
53481000	AWWSC Labor CAPX	CF	9300002161	9/30/2012	(11.52)
53481000	AWWSC Labor CAPX	CF	9300002161	9/30/2012	(20.17)
53481000	AWWSC Labor CAPX	CF	9300002162	9/30/2012	52.91
53481000	AWWSC Labor CAPX	CF	9300002162	9/30/2012	20.17
53481000	AWWSC Labor CAPX	CF	9300002164	9/30/2012	(12.61)
53481000	AWWSC Labor CAPX	CF	9300002165	9/30/2012	45.82
53481000	AWWSC Labor CAPX	CF	9300002165	9/30/2012	69.43
53481000	AWWSC Labor CAPX	CF	9300002168	9/30/2012	282.39
53481000	AWWSC Labor CAPX	CF	9300002170	9/30/2012	181.43
53481000	AWWSC Labor CAPX	CF	9300002172	9/30/2012	145.73
53481000	AWWSC Labor CAPX	CF	9300002173	9/30/2012	283.78
53481000	AWWSC Labor CAPX	CF	9300002174	9/30/2012	(87.42)
53481000	AWWSC Labor CAPX	CF	9300002175	9/30/2012	200.88
53481000	AWWSC Labor CAPX	CF	9300002178	9/30/2012	(58.74)
53481000	AWWSC Labor CAPX	CF	9300002182	9/30/2012	293.72
53481000	AWWSC Labor CAPX	CF	9300002184	9/30/2012	10.54
53481000	AWWSC Labor CAPX	CF	9300002187	9/30/2012	13.33
53481000	AWWSC Labor CAPX	CF	9300002188	9/30/2012	13.33
53481000	AWWSC Labor CAPX	CF	9300002190	9/30/2012	1,378.24
53481000	AWWSC Labor CAPX	CF	9300002191	9/30/2012	(293.56)
53481000	AWWSC Labor CAPX	CF	9300002192	9/30/2012	13.33
53481000	AWWSC Labor CAPX	CF	9300002193	9/30/2012	28.28
53481000	AWWSC Labor CAPX	CF	9300002195	9/30/2012	759.27
53481000	AWWSC Labor CAPX	CF	9300002196	9/30/2012	(69.18)

Kentucky American Water Company  
Case No. 2012-00520  
Response to PSC DR1, Item 31

Account	Description	Doc Type	Document Number	Posting Date	Amount
53481000	AWWSC Labor CAPX	CF	9300002197	9/30/2012	(107.21)
53481000	AWWSC Labor CAPX	CF	9300002198	9/30/2012	(16.76)
53481000	AWWSC Labor CAPX	CF	9300002199	9/30/2012	592.48
53481000	AWWSC Labor CAPX	CF	9300002200	9/30/2012	148.86
53481000	AWWSC Labor CAPX	CF	9300002202	9/30/2012	(0.53)
53481000	AWWSC Labor CAPX	CF	9300002203	9/30/2012	394.81
53481000	AWWSC Labor CAPX	CF	9300002204	9/30/2012	16.88
53481000	AWWSC Labor CAPX	CF	9300002205	9/30/2012	52.74
53481000	AWWSC Labor CAPX	CF	9300002207	9/30/2012	90.71
53481000	AWWSC Labor CAPX	CF	9300002209	9/30/2012	103.41
53481000	AWWSC Labor CAPX	CF	9300002211	9/30/2012	93.76
53481000	AWWSC Labor CAPX	CF	9300002213	9/30/2012	14.60
53481000	AWWSC Labor CAPX	CF	9300002215	9/30/2012	256.44
53481000	AWWSC Labor CAPX	CF	9300002216	9/30/2012	(46.41)
53481000	AWWSC Labor CAPX	CF	9300002217	9/30/2012	267.74
53481000	AWWSC Labor CAPX	CF	9300002219	9/30/2012	127.34
53481000	AWWSC Labor CAPX	CF	9300002220	9/30/2012	63.67
53481000	AWWSC Labor CAPX	CF	9300002222	9/30/2012	312.52
53481000	AWWSC Labor CAPX	CF	9300002226	9/30/2012	(11.91)
53481000	AWWSC Labor CAPX	CF	9300002227	9/30/2012	244.98
53481000	AWWSC Labor CAPX	CF	9300002231	9/30/2012	108.52
53481000	AWWSC Labor CAPX	CF	9300002232	9/30/2012	168.71
53481000	AWWSC Labor CAPX	CF	9300002236	9/30/2012	108.51
53481000	AWWSC Labor CAPX	CF	9300002237	9/30/2012	(32.55)
53481000	AWWSC Labor CAPX	CF	9300002238	9/30/2012	20.33
53481000	AWWSC Labor CAPX	CF	9300002242	9/30/2012	151.92
53481000	AWWSC Labor CAPX	CF	9300002243	9/30/2012	20.32
53481000	AWWSC Labor CAPX	CF	9300002247	9/30/2012	(21.70)
53481000	AWWSC Labor CAPX	CF	9300002248	9/30/2012	(18.71)
53481000	AWWSC Labor CAPX	CF	9300002249	9/30/2012	(32.55)
53481000	AWWSC Labor CAPX	CF	9300002250	9/30/2012	269.33
53481000	AWWSC Labor CAPX	CF	9300002254	9/30/2012	155.47
53481000	AWWSC Labor CAPX	CF	9300002257	9/30/2012	155.47
53481000	AWWSC Labor CAPX	CF	9300002259	9/30/2012	132.90
53481000	AWWSC Labor CAPX	CF	9300002464	9/30/2012	3,124.20
53481000	AWWSC Labor CAPX	CF	9300002465	9/30/2012	1,690.88
53481000	AWWSC Labor CAPX	CF	9300002554	9/30/2012	(0.40)
53481000	AWWSC Labor CAPX	CF	9300002555	9/30/2012	12.61
53481000	AWWSC Labor CAPX	CF	9300002556	9/30/2012	21.82
53481000	AWWSC Labor CAPX	CF	9300002557	9/30/2012	4.30
53481000	AWWSC Labor CAPX	CF	9300002558	9/30/2012	12.76
53481000	AWWSC Labor CAPX	CF	9300002558	9/30/2012	0.42
53481000	AWWSC Labor CAPX	CF	9300002561	9/30/2012	15.34
53481000	AWWSC Labor CAPX	CF	9300002561	9/30/2012	0.36
53481000	AWWSC Labor CAPX	CF	9300002568	9/30/2012	3.92
53481000	AWWSC Labor CAPX	CF	9300002569	9/30/2012	(9.15)
53481000	AWWSC Labor CAPX	CF	9300002571	9/30/2012	13.92
53481000	AWWSC Labor CAPX	CF	9300002575	9/30/2012	35.98
53481000	AWWSC Labor CAPX	CF	9300002578	9/30/2012	69.03
53481000	AWWSC Labor CAPX	CF	9300002578	9/30/2012	1.63
53481000	AWWSC Labor CAPX	CF	9300002579	9/30/2012	12.16
53481000	AWWSC Labor CAPX	CF	9300002579	9/30/2012	0.62
53481000	AWWSC Labor CAPX	CF	9300002581	9/30/2012	10.73
53481000	AWWSC Labor CAPX	CF	9300002583	9/30/2012	12.05
53481000	AWWSC Labor CAPX	CF	9300002584	9/30/2012	11.48
53481000	AWWSC Labor CAPX	CF	9300002585	9/30/2012	44.86
53481000	AWWSC Labor CAPX	CF	9300002589	9/30/2012	1.08
53481000	AWWSC Labor CAPX	CF	9300002590	9/30/2012	0.07
53481000	AWWSC Labor CAPX	CF	9300002590	9/30/2012	(0.19)
53481000	AWWSC Labor CAPX	CF	9300002590	9/30/2012	0.23
53481000	AWWSC Labor CAPX	CF	9300002590	9/30/2012	0.08
53481000	AWWSC Labor CAPX	CF	9300002591	9/30/2012	0.47
53481000	AWWSC Labor CAPX	CF	9300002591	9/30/2012	3.27
53481000	AWWSC Labor CAPX	CF	9300002591	9/30/2012	0.11
53481000	AWWSC Labor CAPX	CF	9300002592	9/30/2012	2.05
53481000	AWWSC Labor CAPX	CF	9300002592	9/30/2012	0.01
53481000	AWWSC Labor CAPX	CF	9300002592	9/30/2012	(2.21)
53481000	AWWSC Labor CAPX	CF	9300002592	9/30/2012	0.76
53481000	AWWSC Labor CAPX	CF	9300002592	9/30/2012	0.02
53481000	AWWSC Labor CAPX	CF	9300002593	9/30/2012	0.15
53481000	AWWSC Labor CAPX	CF	9300002593	9/30/2012	(0.04)
53481000	AWWSC Labor CAPX	CF	9300002593	9/30/2012	0.35
53481000	AWWSC Labor CAPX	CF	9300002593	9/30/2012	0.27
53481000	AWWSC Labor CAPX	CF	9300002594	9/30/2012	1.78
53481000	AWWSC Labor CAPX	CF	9300002594	9/30/2012	0.21
53481000	AWWSC Labor CAPX	CF	9300002594	9/30/2012	(0.02)
53481000	AWWSC Labor CAPX	CF	9300002597	9/30/2012	587.18

Kentucky American Water Company  
Case No. 2012-00520  
Response to PSC DR1, Item 31

Account	Description	Doc Type	Document Number	Posting Date	Amount
53481000	AWWSC Labor CAPX	CF	9300002597	9/30/2012	(372.78)
53481000	AWWSC Labor CAPX	CF	9300002597	9/30/2012	161.22
53481000	AWWSC Labor CAPX	CF	9300002598	9/30/2012	864.74
53481000	AWWSC Labor CAPX	CF	9300002598	9/30/2012	399.89
53481000	AWWSC Labor CAPX	CF	9300002598	9/30/2012	237.43
53481000	AWWSC Labor CAPX	CF	9300002598	9/30/2012	109.80
53481000	AWWSC Labor CAPX	CF	9300002598	9/30/2012	(102.35)
53481000	AWWSC Labor CAPX	CF	9300002599	9/30/2012	32.18
53481000	AWWSC Labor CAPX	CF	9300002599	9/30/2012	29.22
53481000	AWWSC Labor CAPX	CF	9300002599	9/30/2012	8.83
53481000	AWWSC Labor CAPX	CF	9300002599	9/30/2012	8.02
53481000	AWWSC Labor CAPX	CF	9300002600	9/30/2012	0.03
53481000	AWWSC Labor CAPX	CF	9300002600	9/30/2012	(0.01)
53481000	AWWSC Labor CAPX	CF	9300002601	9/30/2012	0.25
53481000	AWWSC Labor CAPX	CF	9300002601	9/30/2012	(0.06)
53481000	AWWSC Labor CAPX	CF	9300002601	9/30/2012	0.11
53481000	AWWSC Labor CAPX	CF	9300002601	9/30/2012	0.01
53481000	AWWSC Labor CAPX	CF	9300002602	9/30/2012	0.05
53481000	AWWSC Labor CAPX	CF	9300002603	9/30/2012	0.02
53481000	AWWSC Labor CAPX	CF	9300002603	9/30/2012	0.05
53481000	AWWSC Labor CAPX	CF	9300002604	9/30/2012	0.04
53481000	AWWSC Labor CAPX	CF	9300002604	9/30/2012	0.04
53481000	AWWSC Labor CAPX	CF	9300002605	9/30/2012	0.07
53481000	AWWSC Labor CAPX	CF	9300002605	9/30/2012	0.06
53481000	AWWSC Labor CAPX	CF	9300002605	9/30/2012	(0.02)
53481000	AWWSC Labor CAPX	CF	9300002606	9/30/2012	0.02
53481000	AWWSC Labor CAPX	CF	9300002607	9/30/2012	0.14
53481000	AWWSC Labor CAPX	CF	9300002607	9/30/2012	196.03
53481000	AWWSC Labor CAPX	CF	9300002608	9/30/2012	409.60
53481000	AWWSC Labor CAPX	CF	9300002618	9/30/2012	19.86
53481000	AWWSC Labor CAPX	CF	9300002624	9/30/2012	839.61
53481000	AWWSC Labor CAPX	CF	9300002634	9/30/2012	419.09
53481000	AWWSC Labor CAPX	CF	9300002635	9/30/2012	1,306.64
53481000	AWWSC Labor CAPX	CF	9300002636	9/30/2012	(1,954.37)
53481000	AWWSC Labor CAPX	CF	9300002641	9/30/2012	1.25
53481000	AWWSC Labor CAPX	CF	9300002642	9/30/2012	819.55
53481000	AWWSC Labor CAPX	CF	9300002655	9/30/2012	81.50
53481000	AWWSC Labor CAPX	CF	9300002668	9/30/2012	2,134.56
53481000	AWWSC Labor CAPX	CF	9300002670	9/30/2012	504.29
53481000	AWWSC Labor CAPX	CF	9300002670	9/30/2012	489.32
53481000	AWWSC Labor CAPX	CF	9300002671	9/30/2012	231.97
53481000	AWWSC Labor CAPX	CF	9300002671	9/30/2012	(59.96)
53481000	AWWSC Labor CAPX	CF	9300002671	9/30/2012	176.96
53481000	AWWSC Labor CAPX	CF	9300002671	9/30/2012	17.25
53481000	AWWSC Labor CAPX	CF	9300002671	9/30/2012	40.29
53481000	AWWSC Labor CAPX	CF	9300002671	9/30/2012	1.74
53481000	AWWSC Labor CAPX	CF	9300002672	9/30/2012	99.20
53481000	AWWSC Labor CAPX	UT	9300002544	9/30/2012	(35,623.43)
53481000	AWWSC Labor CAPX	UT	9300002695	9/30/2012	(3,214.17)
53481000	AWWSC Labor CAPX	UZ	2000000216	9/30/2012	(4,815.08)
53481000	AWWSC Labor CAPX	UZ	2000000225	9/30/2012	(525.30)
53481000	AWWSC Labor CAPX	UZ	2000000225	9/30/2012	102.35
53481000	AWWSC Labor CAPX	UZ	2000000213	9/30/2012	(14.60)
53481000	AWWSC Labor CAPX	UZ	2000000213	9/30/2012	(93.76)
53481000	AWWSC Labor CAPX	UZ	2000000223	9/30/2012	5.10
53481000	AWWSC Labor CAPX	UZ	2000000227	9/30/2012	(16.25)
53481000	AWWSC Labor CAPX	UZ	2000000214	9/30/2012	(36.04)
53481000	AWWSC Labor CAPX	UZ	2000000214	9/30/2012	11.70
53481000	AWWSC Labor CAPX	UZ	2000000213	9/30/2012	11.70
53481000	AWWSC Labor CAPX	UZ	2000000213	9/30/2012	(411.80)
53481000	AWWSC Labor CAPX	UZ	2000000216	9/30/2012	(101.54)
53481000	AWWSC Labor CAPX	UZ	2000000213	9/30/2012	(312.52)
53481000	AWWSC Labor CAPX	UZ	2000000227	9/30/2012	(48.79)
53481000	AWWSC Labor CAPX	UZ	2000000227	9/30/2012	15.31
53481000	AWWSC Labor CAPX	UZ	2000000214	9/30/2012	(103.41)
53481000	AWWSC Labor CAPX	UZ	2000000223	9/30/2012	5.10
53481000	AWWSC Labor CAPX	UZ	2000000225	9/30/2012	(16.25)
53481000	AWWSC Labor CAPX	UZ	2000000213	9/30/2012	(90.71)
53481000	AWWSC Labor CAPX	UZ	2000000223	9/30/2012	(16.25)
53481000	AWWSC Labor CAPX	UZ	2000000225	9/30/2012	5.10
53481000	AWWSC Labor CAPX	UZ	2000000214	9/30/2012	(52.74)
53481000	AWWSC Labor CAPX	UZ	2000000225	9/30/2012	5.10
53481000	AWWSC Labor CAPX	UZ	2000000227	9/30/2012	(16.25)
53481000	AWWSC Labor CAPX	UZ	2000000213	9/30/2012	46.41
53481000	AWWSC Labor CAPX	UZ	2000000213	9/30/2012	(256.44)
53481000	AWWSC Labor CAPX	UZ	2000000223	9/30/2012	(32.52)
53481000	AWWSC Labor CAPX	UZ	2000000225	9/30/2012	10.21

Kentucky American Water Company  
Case No. 2012-00520  
Response to PSC DR1, Item 31

Account	Description	Doc Type	Document Number	Posting Date	Amount
53481000	AWWSC Labor CAPX	UZ	2000000213	9/30/2012	(267.74)
53481000	AWWSC Labor CAPX	UZ	2000000225	9/30/2012	15.31
53481000	AWWSC Labor CAPX	UZ	2000000225	9/30/2012	(48.79)
53481000	AWWSC Labor CAPX	UZ	2000000213	9/30/2012	(191.01)
53481000	AWWSC Labor CAPX	UZ	2000000225	9/30/2012	10.21
53481000	AWWSC Labor CAPX	UZ	2000000227	9/30/2012	(32.52)
53481000	AWWSC Labor CAPX	UZ	2000000213	9/30/2012	(759.27)
53481000	AWWSC Labor CAPX	UZ	2000000214	9/30/2012	69.18
53481000	AWWSC Labor CAPX	UZ	2000000225	9/30/2012	35.72
53481000	AWWSC Labor CAPX	UZ	2000000225	9/30/2012	(113.82)
53481000	AWWSC Labor CAPX	UZ	2000000213	9/30/2012	(1,378.24)
53481000	AWWSC Labor CAPX	UZ	2000000213	9/30/2012	293.56
53481000	AWWSC Labor CAPX	UZ	2000000223	9/30/2012	(195.12)
53481000	AWWSC Labor CAPX	UZ	2000000225	9/30/2012	61.23
53481000	AWWSC Labor CAPX	UZ	2000000214	9/30/2012	0.53
53481000	AWWSC Labor CAPX	UZ	2000000214	9/30/2012	(411.69)
53481000	AWWSC Labor CAPX	UZ	2000000225	9/30/2012	20.41
53481000	AWWSC Labor CAPX	UZ	2000000227	9/30/2012	(65.04)
53481000	AWWSC Labor CAPX	UZ	2000000214	9/30/2012	(41.61)
53481000	AWWSC Labor CAPX	UZ	2000000215	9/30/2012	(26.66)
53481000	AWWSC Labor CAPX	UZ	2000000214	9/30/2012	(455.44)
53481000	AWWSC Labor CAPX	UZ	2000000213	9/30/2012	(741.34)
53481000	AWWSC Labor CAPX	UZ	2000000213	9/30/2012	123.97
53481000	AWWSC Labor CAPX	UZ	2000000225	9/30/2012	40.82
53481000	AWWSC Labor CAPX	UZ	2000000227	9/30/2012	(130.10)
53481000	AWWSC Labor CAPX	UZ	2000000216	9/30/2012	(10.54)
53481000	AWWSC Labor CAPX	UZ	2000000214	9/30/2012	(293.72)
53481000	AWWSC Labor CAPX	UZ	2000000225	9/30/2012	15.31
53481000	AWWSC Labor CAPX	UZ	2000000225	9/30/2012	(48.79)
53481000	AWWSC Labor CAPX	UZ	2000000214	9/30/2012	58.74
53481000	AWWSC Labor CAPX	UZ	2000000214	9/30/2012	(429.51)
53481000	AWWSC Labor CAPX	UZ	2000000223	9/30/2012	(59.14)
53481000	AWWSC Labor CAPX	UZ	2000000225	9/30/2012	17.64
53481000	AWWSC Labor CAPX	UZ	2000000213	9/30/2012	(200.88)
53481000	AWWSC Labor CAPX	UZ	2000000213	9/30/2012	87.42
53481000	AWWSC Labor CAPX	UZ	2000000223	9/30/2012	10.21
53481000	AWWSC Labor CAPX	UZ	2000000223	9/30/2012	(32.52)
53481000	AWWSC Labor CAPX	UZ	2000000214	9/30/2012	(181.43)
53481000	AWWSC Labor CAPX	UZ	2000000223	9/30/2012	(32.52)
53481000	AWWSC Labor CAPX	UZ	2000000225	9/30/2012	10.21
53481000	AWWSC Labor CAPX	UZ	2000000214	9/30/2012	(282.39)
53481000	AWWSC Labor CAPX	UZ	2000000225	9/30/2012	15.31
53481000	AWWSC Labor CAPX	UZ	2000000225	9/30/2012	(48.79)
53481000	AWWSC Labor CAPX	UZ	2000000213	9/30/2012	(73.08)
53481000	AWWSC Labor CAPX	UZ	2000000213	9/30/2012	31.69
53481000	AWWSC Labor CAPX	UZ	2000000223	9/30/2012	(16.25)
53481000	AWWSC Labor CAPX	UZ	2000000223	9/30/2012	5.10
53481000	AWWSC Labor CAPX	UZ	2000000213	9/30/2012	(115.25)
53481000	AWWSC Labor CAPX	UZ	2000000216	9/30/2012	12.61
53481000	AWWSC Labor CAPX	UZ	2000000213	9/30/2012	(293.09)
53481000	AWWSC Labor CAPX	UZ	2000000223	9/30/2012	(48.79)
53481000	AWWSC Labor CAPX	UZ	2000000225	9/30/2012	15.31
53481000	AWWSC Labor CAPX	UZ	2000000214	9/30/2012	(116.52)
53481000	AWWSC Labor CAPX	UZ	2000000225	9/30/2012	(16.25)
53481000	AWWSC Labor CAPX	UZ	2000000225	9/30/2012	5.10
53481000	AWWSC Labor CAPX	UZ	2000000213	9/30/2012	(116.52)
53481000	AWWSC Labor CAPX	UZ	2000000223	9/30/2012	(16.25)
53481000	AWWSC Labor CAPX	UZ	2000000225	9/30/2012	5.10
53481000	AWWSC Labor CAPX	UZ	2000000214	9/30/2012	(116.52)
53481000	AWWSC Labor CAPX	UZ	2000000223	9/30/2012	(16.25)
53481000	AWWSC Labor CAPX	UZ	2000000223	9/30/2012	5.10
53481000	AWWSC Labor CAPX	UZ	2000000214	9/30/2012	(216.74)
53481000	AWWSC Labor CAPX	UZ	2000000214	9/30/2012	1.09
53481000	AWWSC Labor CAPX	UZ	2000000223	9/30/2012	(32.52)
53481000	AWWSC Labor CAPX	UZ	2000000225	9/30/2012	10.21
53481000	AWWSC Labor CAPX	UZ	2000000213	9/30/2012	(33.17)
53481000	AWWSC Labor CAPX	UZ	2000000213	9/30/2012	(77.22)
53481000	AWWSC Labor CAPX	UZ	2000000223	9/30/2012	5.10
53481000	AWWSC Labor CAPX	UZ	2000000225	9/30/2012	(16.25)
53481000	AWWSC Labor CAPX	UZ	2000000214	9/30/2012	(82.05)
53481000	AWWSC Labor CAPX	UZ	2000000225	9/30/2012	5.10
53481000	AWWSC Labor CAPX	UZ	2000000225	9/30/2012	(16.25)
53481000	AWWSC Labor CAPX	UZ	2000000213	9/30/2012	(96.53)
53481000	AWWSC Labor CAPX	UZ	2000000227	9/30/2012	5.10
53481000	AWWSC Labor CAPX	UZ	2000000227	9/30/2012	(16.25)
53481000	AWWSC Labor CAPX	UZ	2000000214	9/30/2012	41.44
53481000	AWWSC Labor CAPX	UZ	2000000213	9/30/2012	41.44

Kentucky American Water Company  
Case No. 2012-00520  
Response to PSC DR1, Item 31

Account	Description	Doc Type	Document Number	Posting Date	Amount
53481000	AWWSC Labor CAPX	UZ	2000000213	9/30/2012	41.44
53481000	AWWSC Labor CAPX	UZ	2000000214	9/30/2012	(53.03)
53481000	AWWSC Labor CAPX	UZ	2000000214	9/30/2012	38.90
53481000	AWWSC Labor CAPX	UZ	2000000213	9/30/2012	15.58
53481000	AWWSC Labor CAPX	UZ	2000000214	9/30/2012	(29.67)
53481000	AWWSC Labor CAPX	UZ	2000000213	9/30/2012	(29.68)
53481000	AWWSC Labor CAPX	UZ	2000000214	9/30/2012	15.58
53481000	AWWSC Labor CAPX	UZ	2000000213	9/30/2012	(47.10)
53481000	AWWSC Labor CAPX	UZ	2000000214	9/30/2012	38.78
53481000	AWWSC Labor CAPX	UZ	2000000213	9/30/2012	(140.11)
53481000	AWWSC Labor CAPX	UZ	2000000213	9/30/2012	40.63
53481000	AWWSC Labor CAPX	UZ	2000000223	9/30/2012	(16.25)
53481000	AWWSC Labor CAPX	UZ	2000000227	9/30/2012	5.10
53481000	AWWSC Labor CAPX	UZ	2000000213	9/30/2012	(1,086.18)
53481000	AWWSC Labor CAPX	UZ	2000000214	9/30/2012	112.33
53481000	AWWSC Labor CAPX	UZ	2000000223	9/30/2012	(178.87)
53481000	AWWSC Labor CAPX	UZ	2000000223	9/30/2012	56.13
53481000	AWWSC Labor CAPX	UZ	2000000214	9/30/2012	96.50
53481000	AWWSC Labor CAPX	UZ	2000000214	9/30/2012	(548.14)
53481000	AWWSC Labor CAPX	UZ	2000000225	9/30/2012	(97.56)
53481000	AWWSC Labor CAPX	UZ	2000000227	9/30/2012	30.62
53481000	AWWSC Labor CAPX	UZ	2000000213	9/30/2012	(7.76)
53481000	AWWSC Labor CAPX	UZ	2000000213	9/30/2012	(289.09)
53481000	AWWSC Labor CAPX	UZ	2000000223	9/30/2012	(48.79)
53481000	AWWSC Labor CAPX	UZ	2000000223	9/30/2012	15.31
53481000	AWWSC Labor CAPX	UZ	2000000213	9/30/2012	(386.00)
53481000	AWWSC Labor CAPX	UZ	2000000213	9/30/2012	370.81
53481000	AWWSC Labor CAPX	UZ	2000000227	9/30/2012	(32.52)
53481000	AWWSC Labor CAPX	UZ	2000000227	9/30/2012	10.21
53481000	AWWSC Labor CAPX	UZ	2000000213	9/30/2012	(429.21)
53481000	AWWSC Labor CAPX	UZ	2000000214	9/30/2012	27.50
53481000	AWWSC Labor CAPX	UZ	2000000225	9/30/2012	(65.04)
53481000	AWWSC Labor CAPX	UZ	2000000225	9/30/2012	20.41
53481000	AWWSC Labor CAPX	UZ	2000000213	9/30/2012	2.05
53481000	AWWSC Labor CAPX	UZ	2000000213	9/30/2012	(116.52)
53481000	AWWSC Labor CAPX	UZ	2000000222	9/30/2012	5.10
53481000	AWWSC Labor CAPX	UZ	2000000222	9/30/2012	(16.25)
53481000	AWWSC Labor CAPX	UZ	2000000214	9/30/2012	(116.52)
53481000	AWWSC Labor CAPX	UZ	2000000225	9/30/2012	(16.25)
53481000	AWWSC Labor CAPX	UZ	2000000225	9/30/2012	5.10
53481000	AWWSC Labor CAPX	UZ	2000000214	9/30/2012	(134.33)
53481000	AWWSC Labor CAPX	UZ	2000000225	9/30/2012	(16.25)
53481000	AWWSC Labor CAPX	UZ	2000000225	9/30/2012	5.10
53481000	AWWSC Labor CAPX	UZ	2000000213	9/30/2012	(327.22)
53481000	AWWSC Labor CAPX	UZ	2000000223	9/30/2012	(65.04)
53481000	AWWSC Labor CAPX	UZ	2000000225	9/30/2012	20.41
53481000	AWWSC Labor CAPX	UZ	2000000213	9/30/2012	(707.99)
53481000	AWWSC Labor CAPX	UZ	2000000223	9/30/2012	(114.71)
53481000	AWWSC Labor CAPX	UZ	2000000225	9/30/2012	35.81
53481000	AWWSC Labor CAPX	UZ	2000000213	9/30/2012	(673.01)
53481000	AWWSC Labor CAPX	UZ	2000000223	9/30/2012	35.72
53481000	AWWSC Labor CAPX	UZ	2000000225	9/30/2012	(113.82)
53481000	AWWSC Labor CAPX	UZ	2000000213	9/30/2012	(316.62)
53481000	AWWSC Labor CAPX	UZ	2000000223	9/30/2012	15.31
53481000	AWWSC Labor CAPX	UZ	2000000227	9/30/2012	(48.79)
53481000	AWWSC Labor CAPX	UZ	2000000214	9/30/2012	(302.45)
53481000	AWWSC Labor CAPX	UZ	2000000216	9/30/2012	14.18
53481000	AWWSC Labor CAPX	UZ	2000000225	9/30/2012	15.31
53481000	AWWSC Labor CAPX	UZ	2000000225	9/30/2012	(48.79)
53481000	AWWSC Labor CAPX	UZ	2000000213	9/30/2012	(356.33)
53481000	AWWSC Labor CAPX	UZ	2000000227	9/30/2012	(65.04)
53481000	AWWSC Labor CAPX	UZ	2000000227	9/30/2012	20.41
53481000	AWWSC Labor CAPX	UZ	2000000214	9/30/2012	(356.33)
53481000	AWWSC Labor CAPX	UZ	2000000223	9/30/2012	(65.04)
53481000	AWWSC Labor CAPX	UZ	2000000225	9/30/2012	20.41
53481000	AWWSC Labor CAPX	UZ	2000000214	9/30/2012	11.40
53481000	AWWSC Labor CAPX	UZ	2000000214	9/30/2012	(501.41)
53481000	AWWSC Labor CAPX	UZ	2000000225	9/30/2012	25.51
53481000	AWWSC Labor CAPX	UZ	2000000225	9/30/2012	(81.31)
53481000	AWWSC Labor CAPX	UZ	2000000214	9/30/2012	(489.54)
53481000	AWWSC Labor CAPX	UZ	2000000216	9/30/2012	17.42
53481000	AWWSC Labor CAPX	UZ	2000000223	9/30/2012	25.51
53481000	AWWSC Labor CAPX	UZ	2000000223	9/30/2012	(81.31)
53481000	AWWSC Labor CAPX	UZ	2000000213	9/30/2012	(5,511.91)
53481000	AWWSC Labor CAPX	UZ	2000000227	9/30/2012	285.76
53481000	AWWSC Labor CAPX	UZ	2000000227	9/30/2012	(910.60)
53481000	AWWSC Labor CAPX	UZ	2000000213	9/30/2012	(2,950.33)



Kentucky American Water Company  
Case No. 2012-00520  
Response to PSC DR1, Item 31

Account	Description	Doc Type	Document Number	Posting Date	Amount
53481000	AWWSC Labor CAPX	UZ	2000000223	9/30/2012	163.29
53481000	AWWSC Labor CAPX	UZ	2000000227	9/30/2012	(520.34)
53481000	AWWSC Labor CAPX	UZ	2000000216	9/30/2012	(604.39)
53481000	AWWSC Labor CAPX	UZ	2000000225	9/30/2012	(97.56)
53481000	AWWSC Labor CAPX	UZ	2000000227	9/30/2012	30.62
53481000	AWWSC Labor CAPX	UZ	2000000213	9/30/2012	(491.52)
53481000	AWWSC Labor CAPX	UZ	2000000214	9/30/2012	273.97
53481000	AWWSC Labor CAPX	UZ	2000000223	9/30/2012	(81.31)
53481000	AWWSC Labor CAPX	UZ	2000000227	9/30/2012	25.51
53481000	AWWSC Labor CAPX	UZ	2000000213	9/30/2012	(319.25)
53481000	AWWSC Labor CAPX	UZ	2000000223	9/30/2012	15.31
53481000	AWWSC Labor CAPX	UZ	2000000225	9/30/2012	(48.79)
53481000	AWWSC Labor CAPX	UZ	2000000213	9/30/2012	(581.93)
53481000	AWWSC Labor CAPX	UZ	2000000225	9/30/2012	(97.56)
53481000	AWWSC Labor CAPX	UZ	2000000225	9/30/2012	30.62
53481000	AWWSC Labor CAPX	UZ	2000000214	9/30/2012	(412.37)
53481000	AWWSC Labor CAPX	UZ	2000000223	9/30/2012	20.41
53481000	AWWSC Labor CAPX	UZ	2000000223	9/30/2012	(65.04)
53481000	AWWSC Labor CAPX	UZ	2000000214	9/30/2012	(161.25)
53481000	AWWSC Labor CAPX	UZ	2000000225	9/30/2012	10.21
53481000	AWWSC Labor CAPX	UZ	2000000225	9/30/2012	(32.52)
53481000	AWWSC Labor CAPX	UZ	2000000213	9/30/2012	(397.77)
53481000	AWWSC Labor CAPX	UZ	2000000223	9/30/2012	20.41
53481000	AWWSC Labor CAPX	UZ	2000000223	9/30/2012	(65.04)
53481000	AWWSC Labor CAPX	UZ	2000000213	9/30/2012	(397.77)
53481000	AWWSC Labor CAPX	UZ	2000000225	9/30/2012	(65.04)
53481000	AWWSC Labor CAPX	UZ	2000000225	9/30/2012	20.41
53481000	AWWSC Labor CAPX	UZ	2000000214	9/30/2012	(397.77)
53481000	AWWSC Labor CAPX	UZ	2000000225	9/30/2012	20.41
53481000	AWWSC Labor CAPX	UZ	2000000227	9/30/2012	(65.04)
53481000	AWWSC Labor CAPX	UZ	2000000214	9/30/2012	(1,438.72)
53481000	AWWSC Labor CAPX	UZ	2000000225	9/30/2012	(243.91)
53481000	AWWSC Labor CAPX	UZ	2000000225	9/30/2012	76.54
53481000	AWWSC Labor CAPX	UZ	2000000214	9/30/2012	(1,116.37)
53481000	AWWSC Labor CAPX	UZ	2000000223	9/30/2012	(195.12)
53481000	AWWSC Labor CAPX	UZ	2000000223	9/30/2012	61.23
53481000	AWWSC Labor CAPX	UZ	2000000213	9/30/2012	(3,087.25)
53481000	AWWSC Labor CAPX	UZ	2000000225	9/30/2012	(536.60)
53481000	AWWSC Labor CAPX	UZ	2000000225	9/30/2012	168.39
53481000	AWWSC Labor CAPX	UZ	2000000214	9/30/2012	(462.74)
53481000	AWWSC Labor CAPX	UZ	2000000225	9/30/2012	25.51
53481000	AWWSC Labor CAPX	UZ	2000000225	9/30/2012	(81.31)
53481000	AWWSC Labor CAPX	UZ	2000000214	9/30/2012	(437.18)
53481000	AWWSC Labor CAPX	UZ	2000000223	9/30/2012	25.51
53481000	AWWSC Labor CAPX	UZ	2000000227	9/30/2012	(81.31)
53481000	AWWSC Labor CAPX	UZ	2000000216	9/30/2012	(153.03)
53481000	AWWSC Labor CAPX	UZ	2000000225	9/30/2012	10.21
53481000	AWWSC Labor CAPX	UZ	2000000227	9/30/2012	(32.52)
53481000	AWWSC Labor CAPX	UZ	2000000214	9/30/2012	(71.44)
53481000	AWWSC Labor CAPX	UZ	2000000225	9/30/2012	(16.25)
53481000	AWWSC Labor CAPX	UZ	2000000225	9/30/2012	5.10
53481000	AWWSC Labor CAPX	UZ	2000000214	9/30/2012	(482.90)
53481000	AWWSC Labor CAPX	UZ	2000000225	9/30/2012	(81.31)
53481000	AWWSC Labor CAPX	UZ	2000000225	9/30/2012	25.51
53481000	AWWSC Labor CAPX	UZ	2000000213	9/30/2012	(155.65)
53481000	AWWSC Labor CAPX	UZ	2000000223	9/30/2012	(32.52)
53481000	AWWSC Labor CAPX	UZ	2000000227	9/30/2012	10.21
53481000	AWWSC Labor CAPX	UZ	2000000213	9/30/2012	(545.53)
53481000	AWWSC Labor CAPX	UZ	2000000223	9/30/2012	(97.56)
53481000	AWWSC Labor CAPX	UZ	2000000225	9/30/2012	30.62
53481000	AWWSC Labor CAPX	UZ	2000000216	9/30/2012	(209.07)
53481000	AWWSC Labor CAPX	UZ	2000000223	9/30/2012	(32.52)
53481000	AWWSC Labor CAPX	UZ	2000000223	9/30/2012	10.21
53481000	AWWSC Labor CAPX	UZ	2000000216	9/30/2012	(338.22)
53481000	AWWSC Labor CAPX	UZ	2000000223	9/30/2012	(65.04)
53481000	AWWSC Labor CAPX	UZ	2000000225	9/30/2012	20.41
53481000	AWWSC Labor CAPX	UZ	2000000213	9/30/2012	(208.57)
53481000	AWWSC Labor CAPX	UZ	2000000225	9/30/2012	(32.52)
53481000	AWWSC Labor CAPX	UZ	2000000225	9/30/2012	10.21
53481000	AWWSC Labor CAPX	UZ	2000000213	9/30/2012	(188.99)
53481000	AWWSC Labor CAPX	UZ	2000000223	9/30/2012	10.21
53481000	AWWSC Labor CAPX	UZ	2000000225	9/30/2012	(32.52)
53481000	AWWSC Labor CAPX	UZ	2000000213	9/30/2012	(536.94)
53481000	AWWSC Labor CAPX	UZ	2000000225	9/30/2012	30.62
53481000	AWWSC Labor CAPX	UZ	2000000225	9/30/2012	(97.56)
53481000	AWWSC Labor CAPX	UZ	2000000214	9/30/2012	11.20
53481000	AWWSC Labor CAPX	UZ	2000000213	9/30/2012	147.00

Kentucky American Water Company  
Case No. 2012-00520  
Response to PSC DR1, Item 31

Account	Description	Doc Type	Document Number	Posting Date	Amount
53481000	AWWSC Labor CAPX	UZ	2000000216	9/30/2012	86.60
53481000	AWWSC Labor CAPX	UZ	2000000213	9/30/2012	(132.90)
53481000	AWWSC Labor CAPX	UZ	2000000225	9/30/2012	(16.25)
53481000	AWWSC Labor CAPX	UZ	2000000227	9/30/2012	5.10
53481000	AWWSC Labor CAPX	UZ	2000000213	9/30/2012	(161.25)
53481000	AWWSC Labor CAPX	UZ	2000000222	9/30/2012	(32.52)
53481000	AWWSC Labor CAPX	UZ	2000000225	9/30/2012	10.21
53481000	AWWSC Labor CAPX	UZ	2000000213	9/30/2012	(534.69)
53481000	AWWSC Labor CAPX	UZ	2000000225	9/30/2012	(97.56)
53481000	AWWSC Labor CAPX	UZ	2000000225	9/30/2012	30.62
53481000	AWWSC Labor CAPX	UZ	2000000213	9/30/2012	(409.43)
53481000	AWWSC Labor CAPX	UZ	2000000223	9/30/2012	20.41
53481000	AWWSC Labor CAPX	UZ	2000000225	9/30/2012	(65.04)
53481000	AWWSC Labor CAPX	UZ	2000000214	9/30/2012	(155.47)
53481000	AWWSC Labor CAPX	UZ	2000000223	9/30/2012	(12.63)
53481000	AWWSC Labor CAPX	UZ	2000000223	9/30/2012	0.43
53481000	AWWSC Labor CAPX	UZ	2000000214	9/30/2012	(155.47)
53481000	AWWSC Labor CAPX	UZ	2000000222	9/30/2012	(12.63)
53481000	AWWSC Labor CAPX	UZ	2000000223	9/30/2012	0.43
53481000	AWWSC Labor CAPX	UZ	2000000213	9/30/2012	(269.33)
53481000	AWWSC Labor CAPX	UZ	2000000214	9/30/2012	72.96
53481000	AWWSC Labor CAPX	UZ	2000000223	9/30/2012	0.58
53481000	AWWSC Labor CAPX	UZ	2000000225	9/30/2012	(17.36)
53481000	AWWSC Labor CAPX	UZ	2000000213	9/30/2012	(172.24)
53481000	AWWSC Labor CAPX	UZ	2000000225	9/30/2012	(14.21)
53481000	AWWSC Labor CAPX	UZ	2000000227	9/30/2012	0.48
53481000	AWWSC Labor CAPX	UZ	2000000213	9/30/2012	(128.84)
53481000	AWWSC Labor CAPX	UZ	2000000214	9/30/2012	32.55
53481000	AWWSC Labor CAPX	UZ	2000000222	9/30/2012	0.26
53481000	AWWSC Labor CAPX	UZ	2000000223	9/30/2012	(7.91)
53481000	AWWSC Labor CAPX	UZ	2000000213	9/30/2012	(277.23)
53481000	AWWSC Labor CAPX	UZ	2000000222	9/30/2012	(22.09)
53481000	AWWSC Labor CAPX	UZ	2000000225	9/30/2012	0.74
53481000	AWWSC Labor CAPX	UZ	2000000213	9/30/2012	11.91
53481000	AWWSC Labor CAPX	UZ	2000000213	9/30/2012	(244.98)
53481000	AWWSC Labor CAPX	UZ	2000000223	9/30/2012	(18.92)
53481000	AWWSC Labor CAPX	UZ	2000000225	9/30/2012	0.64
53481100	AWWSC Pension CAPX	CF	9300002555	9/30/2012	5.24
53481100	AWWSC Pension CAPX	CF	9300002556	9/30/2012	24.75
53481100	AWWSC Pension CAPX	CF	9300002557	9/30/2012	14.68
53481100	AWWSC Pension CAPX	CF	9300002558	9/30/2012	29.68
53481100	AWWSC Pension CAPX	CF	9300002559	9/30/2012	17.36
53481100	AWWSC Pension CAPX	CF	9300002560	9/30/2012	34.90
53481100	AWWSC Pension CAPX	CF	9300002562	9/30/2012	18.02
53481100	AWWSC Pension CAPX	CF	9300002563	9/30/2012	14.79
53481100	AWWSC Pension CAPX	CF	9300002564	9/30/2012	2.49
53481100	AWWSC Pension CAPX	CF	9300002565	9/30/2012	7.82
53481100	AWWSC Pension CAPX	CF	9300002567	9/30/2012	40.36
53481100	AWWSC Pension CAPX	CF	9300002571	9/30/2012	8.37
53481100	AWWSC Pension CAPX	CF	9300002572	9/30/2012	14.61
53481100	AWWSC Pension CAPX	CF	9300002573	9/30/2012	12.13
53481100	AWWSC Pension CAPX	CF	9300002573	9/30/2012	8.65
53481100	AWWSC Pension CAPX	CF	9300002574	9/30/2012	28.13
53481100	AWWSC Pension CAPX	CF	9300002575	9/30/2012	13.68
53481100	AWWSC Pension CAPX	CF	9300002576	9/30/2012	8.12
53481100	AWWSC Pension CAPX	CF	9300002577	9/30/2012	46.34
53481100	AWWSC Pension CAPX	CF	9300002578	9/30/2012	2.86
53481100	AWWSC Pension CAPX	CF	9300002579	9/30/2012	1.69
53481100	AWWSC Pension CAPX	CF	9300002581	9/30/2012	11.32
53481100	AWWSC Pension CAPX	CF	9300002583	9/30/2012	24.17
53481100	AWWSC Pension CAPX	CF	9300002584	9/30/2012	12.10
53481100	AWWSC Pension CAPX	CF	9300002586	9/30/2012	57.14
53481100	AWWSC Pension CAPX	CF	9300002588	9/30/2012	9.85
53481100	AWWSC Pension CAPX	CF	9300002589	9/30/2012	64.54
53481100	AWWSC Pension CAPX	CF	9300002589	9/30/2012	0.02
53481100	AWWSC Pension CAPX	CF	9300002590	9/30/2012	0.35
53481100	AWWSC Pension CAPX	CF	9300002591	9/30/2012	1.96
53481100	AWWSC Pension CAPX	CF	9300002592	9/30/2012	0.26
53481100	AWWSC Pension CAPX	CF	9300002592	9/30/2012	(0.91)
53481100	AWWSC Pension CAPX	CF	9300002593	9/30/2012	0.32
53481100	AWWSC Pension CAPX	CF	9300002593	9/30/2012	13.44
53481100	AWWSC Pension CAPX	CF	9300002594	9/30/2012	3.83
53481100	AWWSC Pension CAPX	CF	9300002595	9/30/2012	1.81
53481100	AWWSC Pension CAPX	CF	9300002595	9/30/2012	1,128.39
53481100	AWWSC Pension CAPX	CF	9300002595	9/30/2012	699.10
53481100	AWWSC Pension CAPX	CF	9300002595	9/30/2012	309.82
53481100	AWWSC Pension CAPX	CF	9300002595	9/30/2012	191.95

Kentucky American Water Company  
Case No. 2012-00520  
Response to PSC DR1, Item 31

Account	Description	Doc Type	Document Number	Posting Date	Amount
53481100	AWWSC Pension CAPX	CF	9300002597	9/30/2012	580.06
53481100	AWWSC Pension CAPX	CF	9300002597	9/30/2012	474.58
53481100	AWWSC Pension CAPX	CF	9300002597	9/30/2012	159.26
53481100	AWWSC Pension CAPX	CF	9300002597	9/30/2012	130.30
53481100	AWWSC Pension CAPX	CF	9300002598	9/30/2012	457.59
53481100	AWWSC Pension CAPX	CF	9300002598	9/30/2012	287.19
53481100	AWWSC Pension CAPX	CF	9300002598	9/30/2012	125.64
53481100	AWWSC Pension CAPX	CF	9300002598	9/30/2012	78.85
53481100	AWWSC Pension CAPX	CF	9300002600	9/30/2012	0.10
53481100	AWWSC Pension CAPX	CF	9300002600	9/30/2012	0.04
53481100	AWWSC Pension CAPX	CF	9300002600	9/30/2012	0.06
53481100	AWWSC Pension CAPX	CF	9300002601	9/30/2012	0.07
53481100	AWWSC Pension CAPX	CF	9300002602	9/30/2012	0.03
53481100	AWWSC Pension CAPX	CF	9300002602	9/30/2012	0.07
53481100	AWWSC Pension CAPX	CF	9300002602	9/30/2012	0.02
53481100	AWWSC Pension CAPX	CF	9300002603	9/30/2012	0.03
53481100	AWWSC Pension CAPX	CF	9300002604	9/30/2012	0.02
53481100	AWWSC Pension CAPX	CF	9300002604	9/30/2012	0.04
53481100	AWWSC Pension CAPX	CF	9300002605	9/30/2012	0.01
53481100	AWWSC Pension CAPX	CF	9300002605	9/30/2012	0.03
53481100	AWWSC Pension CAPX	CF	9300002606	9/30/2012	0.07
53481100	AWWSC Pension CAPX	CF	9300002606	9/30/2012	0.05
53481100	AWWSC Pension CAPX	CF	9300002606	9/30/2012	0.01
53481100	AWWSC Pension CAPX	CF	9300002607	9/30/2012	0.02
53481100	AWWSC Pension CAPX	CF	9300002607	9/30/2012	0.08
53481100	AWWSC Pension CAPX	CF	9300002611	9/30/2012	738.37
53481100	AWWSC Pension CAPX	CF	9300002621	9/30/2012	597.29
53481100	AWWSC Pension CAPX	CF	9300002631	9/30/2012	1,451.93
53481100	AWWSC Pension CAPX	CF	9300002638	9/30/2012	463.97
53481100	AWWSC Pension CAPX	CF	9300002651	9/30/2012	604.46
53481100	AWWSC Pension CAPX	CF	9300002658	9/30/2012	708.80
53481100	AWWSC Pension CAPX	CF	9300002670	9/30/2012	335.39
53481100	AWWSC Pension CAPX	CF	9300002671	9/30/2012	561.78
53481100	AWWSC Pension CAPX	CF	9300002671	9/30/2012	272.02
53481100	AWWSC Pension CAPX	CF	9300002671	9/30/2012	217.38
53481100	AWWSC Pension CAPX	CF	9300002671	9/30/2012	162.88
53481100	AWWSC Pension CAPX	CF	9300002671	9/30/2012	308.87
53481100	AWWSC Pension CAPX	CF	9300002671	9/30/2012	316.57
53481100	AWWSC Pension CAPX	CF	9300002672	9/30/2012	279.14
53481100	AWWSC Pension CAPX	CF	9300002672	9/30/2012	211.61
53481100	AWWSC Pension CAPX	UT	9300002695	9/30/2012	(6,628.78)
53481100	AWWSC Pension CAPX	UZ	2000000225	9/30/2012	(995.82)
53481100	AWWSC Pension CAPX	UZ	2000000227	9/30/2012	(11.92)
53481100	AWWSC Pension CAPX	UZ	2000000223	9/30/2012	(35.74)
53481100	AWWSC Pension CAPX	UZ	2000000225	9/30/2012	(11.92)
53481100	AWWSC Pension CAPX	UZ	2000000223	9/30/2012	(11.92)
53481100	AWWSC Pension CAPX	UZ	2000000225	9/30/2012	(23.84)
53481100	AWWSC Pension CAPX	UZ	2000000223	9/30/2012	(35.74)
53481100	AWWSC Pension CAPX	UZ	2000000223	9/30/2012	(23.84)
53481100	AWWSC Pension CAPX	UZ	2000000223	9/30/2012	(83.43)
53481100	AWWSC Pension CAPX	UZ	2000000225	9/30/2012	(143.02)
53481100	AWWSC Pension CAPX	UZ	2000000227	9/30/2012	(47.67)
53481100	AWWSC Pension CAPX	UZ	2000000225	9/30/2012	(95.35)
53481100	AWWSC Pension CAPX	UZ	2000000225	9/30/2012	(35.74)
53481100	AWWSC Pension CAPX	UZ	2000000223	9/30/2012	0.86
53481100	AWWSC Pension CAPX	UZ	2000000223	9/30/2012	(56.57)
53481100	AWWSC Pension CAPX	UZ	2000000225	9/30/2012	(23.84)
53481100	AWWSC Pension CAPX	UZ	2000000225	9/30/2012	(23.84)
53481100	AWWSC Pension CAPX	UZ	2000000225	9/30/2012	(35.74)
53481100	AWWSC Pension CAPX	UZ	2000000223	9/30/2012	(11.92)
53481100	AWWSC Pension CAPX	UZ	2000000225	9/30/2012	(35.74)
53481100	AWWSC Pension CAPX	UZ	2000000225	9/30/2012	(11.92)
53481100	AWWSC Pension CAPX	UZ	2000000227	9/30/2012	(11.92)
53481100	AWWSC Pension CAPX	UZ	2000000223	9/30/2012	(11.92)
53481100	AWWSC Pension CAPX	UZ	2000000227	9/30/2012	(23.84)
53481100	AWWSC Pension CAPX	UZ	2000000223	9/30/2012	(11.92)
53481100	AWWSC Pension CAPX	UZ	2000000227	9/30/2012	(11.92)
53481100	AWWSC Pension CAPX	UZ	2000000223	9/30/2012	(11.92)
53481100	AWWSC Pension CAPX	UZ	2000000223	9/30/2012	(131.10)
53481100	AWWSC Pension CAPX	UZ	2000000225	9/30/2012	(71.53)
53481100	AWWSC Pension CAPX	UZ	2000000223	9/30/2012	(35.74)
53481100	AWWSC Pension CAPX	UZ	2000000225	9/30/2012	(23.84)
53481100	AWWSC Pension CAPX	UZ	2000000225	9/30/2012	(47.67)
53481100	AWWSC Pension CAPX	UZ	2000000223	9/30/2012	(11.92)
53481100	AWWSC Pension CAPX	UZ	2000000227	9/30/2012	(11.92)

Kentucky American Water Company  
Case No. 2012-00520  
Response to PSC DR1, Item 31

Account	Description	Doc Type	Document Number	Posting Date	Amount
53481100	AWWSC Pension CAPX	UZ	2000000225	9/30/2012	(11.92)
53481100	AWWSC Pension CAPX	UZ	2000000223	9/30/2012	(47.67)
53481100	AWWSC Pension CAPX	UZ	2000000223	9/30/2012	(84.18)
53481100	AWWSC Pension CAPX	UZ	2000000223	9/30/2012	(83.43)
53481100	AWWSC Pension CAPX	UZ	2000000225	9/30/2012	(35.74)
53481100	AWWSC Pension CAPX	UZ	2000000223	9/30/2012	(35.74)
53481100	AWWSC Pension CAPX	UZ	2000000223	9/30/2012	(47.67)
53481100	AWWSC Pension CAPX	UZ	2000000225	9/30/2012	(47.67)
53481100	AWWSC Pension CAPX	UZ	2000000223	9/30/2012	(59.60)
53481100	AWWSC Pension CAPX	UZ	2000000225	9/30/2012	(59.60)
53481100	AWWSC Pension CAPX	UZ	2000000223	9/30/2012	(667.45)
53481100	AWWSC Pension CAPX	UZ	2000000225	9/30/2012	(381.40)
53481100	AWWSC Pension CAPX	UZ	2000000225	9/30/2012	(71.53)
53481100	AWWSC Pension CAPX	UZ	2000000227	9/30/2012	(59.60)
53481100	AWWSC Pension CAPX	UZ	2000000223	9/30/2012	(35.74)
53481100	AWWSC Pension CAPX	UZ	2000000223	9/30/2012	(71.53)
53481100	AWWSC Pension CAPX	UZ	2000000227	9/30/2012	(47.67)
53481100	AWWSC Pension CAPX	UZ	2000000225	9/30/2012	(23.84)
53481100	AWWSC Pension CAPX	UZ	2000000227	9/30/2012	(47.67)
53481100	AWWSC Pension CAPX	UZ	2000000225	9/30/2012	(47.67)
53481100	AWWSC Pension CAPX	UZ	2000000223	9/30/2012	(47.67)
53481100	AWWSC Pension CAPX	UZ	2000000225	9/30/2012	(178.77)
53481100	AWWSC Pension CAPX	UZ	2000000225	9/30/2012	(143.02)
53481100	AWWSC Pension CAPX	UZ	2000000225	9/30/2012	(393.31)
53481100	AWWSC Pension CAPX	UZ	2000000227	9/30/2012	(59.60)
53481100	AWWSC Pension CAPX	UZ	2000000223	9/30/2012	(59.60)
53481100	AWWSC Pension CAPX	UZ	2000000223	9/30/2012	(23.84)
53481100	AWWSC Pension CAPX	UZ	2000000223	9/30/2012	(11.92)
53481100	AWWSC Pension CAPX	UZ	2000000225	9/30/2012	(59.60)
53481100	AWWSC Pension CAPX	UZ	2000000223	9/30/2012	(23.84)
53481100	AWWSC Pension CAPX	UZ	2000000227	9/30/2012	(71.53)
53481100	AWWSC Pension CAPX	UZ	2000000227	9/30/2012	(23.84)
53481100	AWWSC Pension CAPX	UZ	2000000225	9/30/2012	(47.67)
53481100	AWWSC Pension CAPX	UZ	2000000223	9/30/2012	(23.84)
53481100	AWWSC Pension CAPX	UZ	2000000225	9/30/2012	(23.84)
53481100	AWWSC Pension CAPX	UZ	2000000223	9/30/2012	(71.53)
53481100	AWWSC Pension CAPX	UZ	2000000223	9/30/2012	(11.92)
53481100	AWWSC Pension CAPX	UZ	2000000225	9/30/2012	(23.84)
53481100	AWWSC Pension CAPX	UZ	2000000224	9/30/2012	(71.53)
53481100	AWWSC Pension CAPX	UZ	2000000225	9/30/2012	(47.67)
53481100	AWWSC Pension CAPX	UZ	2000000223	9/30/2012	(23.71)
53481100	AWWSC Pension CAPX	UZ	2000000223	9/30/2012	(23.71)
53481100	AWWSC Pension CAPX	UZ	2000000223	9/30/2012	(32.61)
53481100	AWWSC Pension CAPX	UZ	2000000223	9/30/2012	(26.70)
53481100	AWWSC Pension CAPX	UZ	2000000225	9/30/2012	(14.84)
53481100	AWWSC Pension CAPX	UZ	2000000227	9/30/2012	(41.51)
53481100	AWWSC Pension CAPX	UZ	2000000225	9/30/2012	(35.59)
53481200	AWWSC Group Ins CAPX	CF	9300001858	9/30/2012	42.07
53481200	AWWSC Group Ins CAPX	CF	9300001859	9/30/2012	2.79
53481200	AWWSC Group Ins CAPX	CF	9300001860	9/30/2012	18.53
53481200	AWWSC Group Ins CAPX	CF	9300001861	9/30/2012	194.03
53481200	AWWSC Group Ins CAPX	CF	9300001862	9/30/2012	228.28
53481200	AWWSC Group Ins CAPX	CF	9300001863	9/30/2012	75.89
53481200	AWWSC Group Ins CAPX	CF	9300001864	9/30/2012	447.96
53481200	AWWSC Group Ins CAPX	CF	9300001865	9/30/2012	25.92
53481200	AWWSC Group Ins CAPX	CF	9300001866	9/30/2012	20.51
53481200	AWWSC Group Ins CAPX	CF	9300001867	9/30/2012	10.87
53481200	AWWSC Group Ins CAPX	CF	9300001868	9/30/2012	0.87
53481200	AWWSC Group Ins CAPX	CF	9300001869	9/30/2012	210.29
53481200	AWWSC Group Ins CAPX	CF	9300001879	9/30/2012	234.50
53481200	AWWSC Group Ins CAPX	CF	9300001880	9/30/2012	143.92
53481200	AWWSC Group Ins CAPX	CF	9300001881	9/30/2012	218.71
53481200	AWWSC Group Ins CAPX	CF	9300001882	9/30/2012	48.82
53481200	AWWSC Group Ins CAPX	CF	9300001883	9/30/2012	377.29
53481200	AWWSC Group Ins CAPX	CF	9300001885	9/30/2012	37.24
53481200	AWWSC Group Ins CAPX	CF	9300001886	9/30/2012	0.18
53481200	AWWSC Group Ins CAPX	CF	9300001888	9/30/2012	117.91
53481200	AWWSC Group Ins CAPX	CF	9300001889	9/30/2012	953.33
53481200	AWWSC Group Ins CAPX	CF	9300001890	9/30/2012	82.82
53481200	AWWSC Group Ins CAPX	CF	9300001891	9/30/2012	49.47
53481200	AWWSC Group Ins CAPX	CF	9300001892	9/30/2012	0.46
53481200	AWWSC Group Ins CAPX	CF	9300001894	9/30/2012	7.48
53481200	AWWSC Group Ins CAPX	CF	9300001896	9/30/2012	11.14
53481200	AWWSC Group Ins CAPX	CF	9300001898	9/30/2012	31.60
53481200	AWWSC Group Ins CAPX	CF	9300001900	9/30/2012	(1.87)
53481200	AWWSC Group Ins CAPX	CF	9300001902	9/30/2012	34.53
53481200	AWWSC Group Ins CAPX	CF	9300001904	9/30/2012	0.72

Kentucky American Water Company  
Case No. 2012-00520  
Response to PSC DR1, Item 31

Account	Description	Doc Type	Document Number	Posting Date	Amount
53481200	AWWSC Group Ins CAPX	CF	9300001906	9/30/2012	13.96
53481200	AWWSC Group Ins CAPX	CF	9300001908	9/30/2012	23.78
53481200	AWWSC Group Ins CAPX	CF	9300001910	9/30/2012	14.81
53481200	AWWSC Group Ins CAPX	CF	9300001912	9/30/2012	8.16
53481200	AWWSC Group Ins CAPX	CF	9300001914	9/30/2012	42.88
53481200	AWWSC Group Ins CAPX	CF	9300001916	9/30/2012	7.84
53481200	AWWSC Group Ins CAPX	CF	9300001922	9/30/2012	40.06
53481200	AWWSC Group Ins CAPX	CF	9300001924	9/30/2012	35.66
53481200	AWWSC Group Ins CAPX	CF	9300001926	9/30/2012	36.44
53481200	AWWSC Group Ins CAPX	CF	9300001928	9/30/2012	10.75
53481200	AWWSC Group Ins CAPX	CF	9300001930	9/30/2012	58.09
53481200	AWWSC Group Ins CAPX	CF	9300001932	9/30/2012	37.45
53481200	AWWSC Group Ins CAPX	CF	9300001934	9/30/2012	234.17
53481200	AWWSC Group Ins CAPX	CF	9300001936	9/30/2012	82.54
53481200	AWWSC Group Ins CAPX	CF	9300001938	9/30/2012	174.83
53481200	AWWSC Group Ins CAPX	CF	9300001940	9/30/2012	23.97
53481200	AWWSC Group Ins CAPX	CF	9300001942	9/30/2012	23.96
53481200	AWWSC Group Ins CAPX	CF	9300001944	9/30/2012	23.97
53481200	AWWSC Group Ins CAPX	CF	9300001946	9/30/2012	10.02
53481200	AWWSC Group Ins CAPX	CF	9300001948	9/30/2012	9.75
53481200	AWWSC Group Ins CAPX	CF	9300001950	9/30/2012	(11.95)
53481200	AWWSC Group Ins CAPX	CF	9300001952	9/30/2012	(13.31)
53481200	AWWSC Group Ins CAPX	CF	9300001976	9/30/2012	(40.08)
53481200	AWWSC Group Ins CAPX	CF	9300001977	9/30/2012	71.70
53481200	AWWSC Group Ins CAPX	CF	9300002006	9/30/2012	(0.89)
53481200	AWWSC Group Ins CAPX	CF	9300002010	9/30/2012	9.39
53481200	AWWSC Group Ins CAPX	CF	9300002011	9/30/2012	(0.89)
53481200	AWWSC Group Ins CAPX	CF	9300002042	9/30/2012	76.23
53481200	AWWSC Group Ins CAPX	CF	9300002044	9/30/2012	286.23
53481200	AWWSC Group Ins CAPX	CF	9300002045	9/30/2012	4.70
53481200	AWWSC Group Ins CAPX	CF	9300002048	9/30/2012	973.86
53481200	AWWSC Group Ins CAPX	CF	9300002049	9/30/2012	31.15
53481200	AWWSC Group Ins CAPX	CF	9300002050	9/30/2012	0.09
53481200	AWWSC Group Ins CAPX	CF	9300002051	9/30/2012	(0.47)
53481200	AWWSC Group Ins CAPX	CF	9300002052	9/30/2012	0.20
53481200	AWWSC Group Ins CAPX	CF	9300002054	9/30/2012	(0.68)
53481200	AWWSC Group Ins CAPX	CF	9300002055	9/30/2012	31.77
53481200	AWWSC Group Ins CAPX	CF	9300002056	9/30/2012	(0.47)
53481200	AWWSC Group Ins CAPX	CF	9300002057	9/30/2012	0.20
53481200	AWWSC Group Ins CAPX	CF	9300002059	9/30/2012	(0.49)
53481200	AWWSC Group Ins CAPX	CF	9300002060	9/30/2012	20.73
53481200	AWWSC Group Ins CAPX	CF	9300002062	9/30/2012	20.73
53481200	AWWSC Group Ins CAPX	CF	9300002064	9/30/2012	22.78
53481200	AWWSC Group Ins CAPX	CF	9300002065	9/30/2012	(0.82)
53481200	AWWSC Group Ins CAPX	CF	9300002067	9/30/2012	23.60
53481200	AWWSC Group Ins CAPX	CF	9300002069	9/30/2012	94.11
53481200	AWWSC Group Ins CAPX	CF	9300002071	9/30/2012	0.88
53481200	AWWSC Group Ins CAPX	CF	9300002072	9/30/2012	69.32
53481200	AWWSC Group Ins CAPX	CF	9300002074	9/30/2012	70.73
53481200	AWWSC Group Ins CAPX	CF	9300002076	9/30/2012	12.48
53481200	AWWSC Group Ins CAPX	CF	9300002078	9/30/2012	9.68
53481200	AWWSC Group Ins CAPX	CF	9300002080	9/30/2012	9.68
53481200	AWWSC Group Ins CAPX	CF	9300002082	9/30/2012	(0.30)
53481200	AWWSC Group Ins CAPX	CF	9300002085	9/30/2012	(1.48)
53481200	AWWSC Group Ins CAPX	CF	9300002086	9/30/2012	(1.53)
53481200	AWWSC Group Ins CAPX	CF	9300002087	9/30/2012	56.85
53481200	AWWSC Group Ins CAPX	CF	9300002089	9/30/2012	20.88
53481200	AWWSC Group Ins CAPX	CF	9300002091	9/30/2012	(39.21)
53481200	AWWSC Group Ins CAPX	CF	9300002092	9/30/2012	42.04
53481200	AWWSC Group Ins CAPX	CF	9300002097	9/30/2012	(55.52)
53481200	AWWSC Group Ins CAPX	CF	9300002099	9/30/2012	(1.86)
53481200	AWWSC Group Ins CAPX	CF	9300002100	9/30/2012	9.94
53481200	AWWSC Group Ins CAPX	CF	9300002102	9/30/2012	(7.86)
53481200	AWWSC Group Ins CAPX	CF	9300002103	9/30/2012	45.95
53481200	AWWSC Group Ins CAPX	CF	9300002105	9/30/2012	(0.47)
53481200	AWWSC Group Ins CAPX	CF	9300002106	9/30/2012	9.18
53481200	AWWSC Group Ins CAPX	CF	9300002108	9/30/2012	(1.77)
53481200	AWWSC Group Ins CAPX	CF	9300002109	9/30/2012	1.99
53481200	AWWSC Group Ins CAPX	CF	9300002111	9/30/2012	(1.77)
53481200	AWWSC Group Ins CAPX	CF	9300002112	9/30/2012	0.20
53481200	AWWSC Group Ins CAPX	CF	9300002113	9/30/2012	0.99
53481200	AWWSC Group Ins CAPX	CF	9300002115	9/30/2012	(0.68)
53481200	AWWSC Group Ins CAPX	CF	9300002116	9/30/2012	0.99
53481200	AWWSC Group Ins CAPX	CF	9300002117	9/30/2012	0.20
53481200	AWWSC Group Ins CAPX	CF	9300002119	9/30/2012	(0.68)
53481200	AWWSC Group Ins CAPX	CF	9300002120	9/30/2012	2.28
53481200	AWWSC Group Ins CAPX	CF	9300002122	9/30/2012	(1.77)

Kentucky American Water Company  
Case No. 2012-00520  
Response to PSC DR1, Item 31

Account	Description	Doc Type	Document Number	Posting Date	Amount
53481200	AWWSC Group Ins CAPX	CF	9300002123	9/30/2012	(3.24)
53481200	AWWSC Group Ins CAPX	CF	9300002125	9/30/2012	(3.24)
53481200	AWWSC Group Ins CAPX	CF	9300002127	9/30/2012	(3.24)
53481200	AWWSC Group Ins CAPX	CF	9300002135	9/30/2012	8.15
53481200	AWWSC Group Ins CAPX	CF	9300002137	9/30/2012	7.25
53481200	AWWSC Group Ins CAPX	CF	9300002139	9/30/2012	6.88
53481200	AWWSC Group Ins CAPX	CF	9300002142	9/30/2012	4.05
53481200	AWWSC Group Ins CAPX	CF	9300002145	9/30/2012	(0.10)
53481200	AWWSC Group Ins CAPX	CF	9300002146	9/30/2012	18.80
53481200	AWWSC Group Ins CAPX	CF	9300002148	9/30/2012	9.68
53481200	AWWSC Group Ins CAPX	CF	9300002150	9/30/2012	9.68
53481200	AWWSC Group Ins CAPX	CF	9300002154	9/30/2012	9.68
53481200	AWWSC Group Ins CAPX	CF	9300002156	9/30/2012	26.43
53481200	AWWSC Group Ins CAPX	CF	9300002161	9/30/2012	(4.29)
53481200	AWWSC Group Ins CAPX	CF	9300002162	9/30/2012	5.34
53481200	AWWSC Group Ins CAPX	CF	9300002164	9/30/2012	(1.33)
53481200	AWWSC Group Ins CAPX	CF	9300002165	9/30/2012	28.47
53481200	AWWSC Group Ins CAPX	CF	9300002168	9/30/2012	61.40
53481200	AWWSC Group Ins CAPX	CF	9300002170	9/30/2012	48.72
53481200	AWWSC Group Ins CAPX	CF	9300002172	9/30/2012	8.50
53481200	AWWSC Group Ins CAPX	CF	9300002173	9/30/2012	16.77
53481200	AWWSC Group Ins CAPX	CF	9300002174	9/30/2012	(11.12)
53481200	AWWSC Group Ins CAPX	CF	9300002175	9/30/2012	25.55
53481200	AWWSC Group Ins CAPX	CF	9300002178	9/30/2012	(4.35)
53481200	AWWSC Group Ins CAPX	CF	9300002182	9/30/2012	13.10
53481200	AWWSC Group Ins CAPX	CF	9300002184	9/30/2012	1.64
53481200	AWWSC Group Ins CAPX	CF	9300002187	9/30/2012	1.80
53481200	AWWSC Group Ins CAPX	CF	9300002188	9/30/2012	1.80
53481200	AWWSC Group Ins CAPX	CF	9300002190	9/30/2012	184.54
53481200	AWWSC Group Ins CAPX	CF	9300002191	9/30/2012	(22.34)
53481200	AWWSC Group Ins CAPX	CF	9300002192	9/30/2012	1.80
53481200	AWWSC Group Ins CAPX	CF	9300002193	9/30/2012	9.18
53481200	AWWSC Group Ins CAPX	CF	9300002195	9/30/2012	105.88
53481200	AWWSC Group Ins CAPX	CF	9300002196	9/30/2012	(11.87)
53481200	AWWSC Group Ins CAPX	CF	9300002197	9/30/2012	(42.35)
53481200	AWWSC Group Ins CAPX	CF	9300002198	9/30/2012	(4.07)
53481200	AWWSC Group Ins CAPX	CF	9300002199	9/30/2012	108.11
53481200	AWWSC Group Ins CAPX	CF	9300002200	9/30/2012	17.64
53481200	AWWSC Group Ins CAPX	CF	9300002202	9/30/2012	(0.21)
53481200	AWWSC Group Ins CAPX	CF	9300002203	9/30/2012	29.08
53481200	AWWSC Group Ins CAPX	CF	9300002204	9/30/2012	1.41
53481200	AWWSC Group Ins CAPX	CF	9300002205	9/30/2012	4.28
53481200	AWWSC Group Ins CAPX	CF	9300002207	9/30/2012	7.20
53481200	AWWSC Group Ins CAPX	CF	9300002209	9/30/2012	25.26
53481200	AWWSC Group Ins CAPX	CF	9300002211	9/30/2012	7.85
53481200	AWWSC Group Ins CAPX	CF	9300002213	9/30/2012	(1.76)
53481200	AWWSC Group Ins CAPX	CF	9300002215	9/30/2012	30.19
53481200	AWWSC Group Ins CAPX	CF	9300002216	9/30/2012	(6.56)
53481200	AWWSC Group Ins CAPX	CF	9300002217	9/30/2012	27.05
53481200	AWWSC Group Ins CAPX	CF	9300002219	9/30/2012	4.70
53481200	AWWSC Group Ins CAPX	CF	9300002220	9/30/2012	4.36
53481200	AWWSC Group Ins CAPX	CF	9300002222	9/30/2012	25.10
53481200	AWWSC Group Ins CAPX	CF	9300002226	9/30/2012	(0.79)
53481200	AWWSC Group Ins CAPX	CF	9300002227	9/30/2012	17.62
53481200	AWWSC Group Ins CAPX	CF	9300002231	9/30/2012	12.03
53481200	AWWSC Group Ins CAPX	CF	9300002232	9/30/2012	11.42
53481200	AWWSC Group Ins CAPX	CF	9300002236	9/30/2012	12.03
53481200	AWWSC Group Ins CAPX	CF	9300002237	9/30/2012	(3.61)
53481200	AWWSC Group Ins CAPX	CF	9300002238	9/30/2012	1.73
53481200	AWWSC Group Ins CAPX	CF	9300002242	9/30/2012	16.85
53481200	AWWSC Group Ins CAPX	CF	9300002243	9/30/2012	1.72
53481200	AWWSC Group Ins CAPX	CF	9300002247	9/30/2012	(2.40)
53481200	AWWSC Group Ins CAPX	CF	9300002248	9/30/2012	(1.25)
53481200	AWWSC Group Ins CAPX	CF	9300002249	9/30/2012	(3.61)
53481200	AWWSC Group Ins CAPX	CF	9300002250	9/30/2012	43.97
53481200	AWWSC Group Ins CAPX	CF	9300002254	9/30/2012	0.85
53481200	AWWSC Group Ins CAPX	CF	9300002257	9/30/2012	0.85
53481200	AWWSC Group Ins CAPX	CF	9300002259	9/30/2012	8.11
53481200	AWWSC Group Ins CAPX	CF	9300002464	9/30/2012	13.63
53481200	AWWSC Group Ins CAPX	CF	9300002465	9/30/2012	244.00
53481200	AWWSC Group Ins CAPX	CF	9300002554	9/30/2012	0.86
53481200	AWWSC Group Ins CAPX	CF	9300002557	9/30/2012	7.43
53481200	AWWSC Group Ins CAPX	CF	9300002558	9/30/2012	6.68
53481200	AWWSC Group Ins CAPX	CF	9300002559	9/30/2012	3.24
53481200	AWWSC Group Ins CAPX	CF	9300002560	9/30/2012	9.28
53481200	AWWSC Group Ins CAPX	CF	9300002561	9/30/2012	6.08
53481200	AWWSC Group Ins CAPX	CF	9300002564	9/30/2012	5.98

Kentucky American Water Company  
Case No. 2012-00520  
Response to PSC DR1, Item 31

Account	Description	Doc Type	Document Number	Posting Date	Amount
53481200	AWWSC Group Ins CAPX	CF	9300002564	9/30/2012	5.05
53481200	AWWSC Group Ins CAPX	CF	9300002565	9/30/2012	1.45
53481200	AWWSC Group Ins CAPX	CF	9300002567	9/30/2012	6.17
53481200	AWWSC Group Ins CAPX	CF	9300002568	9/30/2012	(47.24)
53481200	AWWSC Group Ins CAPX	CF	9300002571	9/30/2012	1.34
53481200	AWWSC Group Ins CAPX	CF	9300002573	9/30/2012	4.35
53481200	AWWSC Group Ins CAPX	CF	9300002574	9/30/2012	2.27
53481200	AWWSC Group Ins CAPX	CF	9300002575	9/30/2012	15.33
53481200	AWWSC Group Ins CAPX	CF	9300002576	9/30/2012	4.07
53481200	AWWSC Group Ins CAPX	CF	9300002577	9/30/2012	11.42
53481200	AWWSC Group Ins CAPX	CF	9300002577	9/30/2012	23.97
53481200	AWWSC Group Ins CAPX	CF	9300002579	9/30/2012	(1.64)
53481200	AWWSC Group Ins CAPX	CF	9300002580	9/30/2012	3.58
53481200	AWWSC Group Ins CAPX	CF	9300002581	9/30/2012	1.33
53481200	AWWSC Group Ins CAPX	CF	9300002582	9/30/2012	0.79
53481200	AWWSC Group Ins CAPX	CF	9300002583	9/30/2012	4.60
53481200	AWWSC Group Ins CAPX	CF	9300002585	9/30/2012	9.80
53481200	AWWSC Group Ins CAPX	CF	9300002588	9/30/2012	12.23
53481200	AWWSC Group Ins CAPX	CF	9300002588	9/30/2012	1.83
53481200	AWWSC Group Ins CAPX	CF	9300002589	9/30/2012	0.24
53481200	AWWSC Group Ins CAPX	CF	9300002590	9/30/2012	0.02
53481200	AWWSC Group Ins CAPX	CF	9300002590	9/30/2012	0.02
53481200	AWWSC Group Ins CAPX	CF	9300002591	9/30/2012	0.35
53481200	AWWSC Group Ins CAPX	CF	9300002591	9/30/2012	0.02
53481200	AWWSC Group Ins CAPX	CF	9300002592	9/30/2012	0.93
53481200	AWWSC Group Ins CAPX	CF	9300002592	9/30/2012	(0.55)
53481200	AWWSC Group Ins CAPX	CF	9300002592	9/30/2012	0.23
53481200	AWWSC Group Ins CAPX	CF	9300002593	9/30/2012	0.06
53481200	AWWSC Group Ins CAPX	CF	9300002593	9/30/2012	2.82
53481200	AWWSC Group Ins CAPX	CF	9300002593	9/30/2012	(0.03)
53481200	AWWSC Group Ins CAPX	CF	9300002593	9/30/2012	0.11
53481200	AWWSC Group Ins CAPX	CF	9300002594	9/30/2012	0.06
53481200	AWWSC Group Ins CAPX	CF	9300002594	9/30/2012	0.72
53481200	AWWSC Group Ins CAPX	CF	9300002595	9/30/2012	0.68
53481200	AWWSC Group Ins CAPX	CF	9300002595	9/30/2012	211.18
53481200	AWWSC Group Ins CAPX	CF	9300002596	9/30/2012	149.13
53481200	AWWSC Group Ins CAPX	CF	9300002596	9/30/2012	57.98
53481200	AWWSC Group Ins CAPX	CF	9300002596	9/30/2012	40.95
53481200	AWWSC Group Ins CAPX	CF	9300002597	9/30/2012	171.05
53481200	AWWSC Group Ins CAPX	CF	9300002597	9/30/2012	61.50
53481200	AWWSC Group Ins CAPX	CF	9300002597	9/30/2012	46.96
53481200	AWWSC Group Ins CAPX	CF	9300002597	9/30/2012	16.88
53481200	AWWSC Group Ins CAPX	CF	9300002598	9/30/2012	173.00
53481200	AWWSC Group Ins CAPX	CF	9300002598	9/30/2012	122.57
53481200	AWWSC Group Ins CAPX	CF	9300002598	9/30/2012	47.50
53481200	AWWSC Group Ins CAPX	CF	9300002598	9/30/2012	33.65
53481200	AWWSC Group Ins CAPX	CF	9300002600	9/30/2012	0.04
53481200	AWWSC Group Ins CAPX	CF	9300002600	9/30/2012	0.01
53481200	AWWSC Group Ins CAPX	CF	9300002600	9/30/2012	0.01
53481200	AWWSC Group Ins CAPX	CF	9300002601	9/30/2012	0.01
53481200	AWWSC Group Ins CAPX	CF	9300002602	9/30/2012	0.01
53481200	AWWSC Group Ins CAPX	CF	9300002602	9/30/2012	0.01
53481200	AWWSC Group Ins CAPX	CF	9300002603	9/30/2012	0.01
53481200	AWWSC Group Ins CAPX	CF	9300002603	9/30/2012	0.01
53481200	AWWSC Group Ins CAPX	CF	9300002604	9/30/2012	0.01
53481200	AWWSC Group Ins CAPX	CF	9300002604	9/30/2012	0.01
53481200	AWWSC Group Ins CAPX	CF	9300002604	9/30/2012	0.01
53481200	AWWSC Group Ins CAPX	CF	9300002605	9/30/2012	0.01
53481200	AWWSC Group Ins CAPX	CF	9300002605	9/30/2012	0.01
53481200	AWWSC Group Ins CAPX	CF	9300002606	9/30/2012	0.03
53481200	AWWSC Group Ins CAPX	CF	9300002606	9/30/2012	0.01
53481200	AWWSC Group Ins CAPX	CF	9300002606	9/30/2012	0.03
53481200	AWWSC Group Ins CAPX	CF	9300002606	9/30/2012	0.01
53481200	AWWSC Group Ins CAPX	CF	9300002610	9/30/2012	229.26
53481200	AWWSC Group Ins CAPX	CF	9300002622	9/30/2012	217.61
53481200	AWWSC Group Ins CAPX	CF	9300002632	9/30/2012	971.79
53481200	AWWSC Group Ins CAPX	CF	9300002639	9/30/2012	210.76
53481200	AWWSC Group Ins CAPX	CF	9300002650	9/30/2012	160.89
53481200	AWWSC Group Ins CAPX	CF	9300002657	9/30/2012	145.57
53481200	AWWSC Group Ins CAPX	CF	9300002665	9/30/2012	233.27
53481200	AWWSC Group Ins CAPX	CF	9300002670	9/30/2012	113.61
53481200	AWWSC Group Ins CAPX	CF	9300002671	9/30/2012	140.24
53481200	AWWSC Group Ins CAPX	CF	9300002671	9/30/2012	(19.91)
53481200	AWWSC Group Ins CAPX	CF	9300002671	9/30/2012	57.84
53481200	AWWSC Group Ins CAPX	CF	9300002671	9/30/2012	40.70
53481200	AWWSC Group Ins CAPX	CF	9300002671	9/30/2012	111.66
53481200	AWWSC Group Ins CAPX	CF	9300002671	9/30/2012	62.20

Kentucky American Water Company  
Case No. 2012-00520  
Response to PSC DR1, Item 31

Account	Description	Doc Type	Document Number	Posting Date	Amount
53481200	AWWSC Group Ins CAPX	CF	9300002671	9/30/2012	62.46
53481200	AWWSC Group Ins CAPX	CF	9300002672	9/30/2012	52.27
53481200	AWWSC Group Ins CAPX	CF	9300002672	9/30/2012	39.62
53481200	AWWSC Group Ins CAPX	UT	9300002544	9/30/2012	(3,542.66)
53481200	AWWSC Group Ins CAPX	UT	9300002695	9/30/2012	(1,612.37)
53481200	AWWSC Group Ins CAPX	UZ	2000000216	9/30/2012	(257.63)
53481200	AWWSC Group Ins CAPX	UZ	2000000225	9/30/2012	(243.92)
53481200	AWWSC Group Ins CAPX	UZ	2000000213	9/30/2012	1.76
53481200	AWWSC Group Ins CAPX	UZ	2000000214	9/30/2012	(7.85)
53481200	AWWSC Group Ins CAPX	UZ	2000000223	9/30/2012	(5.67)
53481200	AWWSC Group Ins CAPX	UZ	2000000213	9/30/2012	0.89
53481200	AWWSC Group Ins CAPX	UZ	2000000214	9/30/2012	(9.39)
53481200	AWWSC Group Ins CAPX	UZ	2000000213	9/30/2012	0.89
53481200	AWWSC Group Ins CAPX	UZ	2000000214	9/30/2012	(25.10)
53481200	AWWSC Group Ins CAPX	UZ	2000000223	9/30/2012	(16.99)
53481200	AWWSC Group Ins CAPX	UZ	2000000213	9/30/2012	(25.26)
53481200	AWWSC Group Ins CAPX	UZ	2000000223	9/30/2012	(5.67)
53481200	AWWSC Group Ins CAPX	UZ	2000000214	9/30/2012	(7.20)
53481200	AWWSC Group Ins CAPX	UZ	2000000225	9/30/2012	(5.67)
53481200	AWWSC Group Ins CAPX	UZ	2000000214	9/30/2012	(4.28)
53481200	AWWSC Group Ins CAPX	UZ	2000000227	9/30/2012	(5.67)
53481200	AWWSC Group Ins CAPX	UZ	2000000213	9/30/2012	(30.19)
53481200	AWWSC Group Ins CAPX	UZ	2000000214	9/30/2012	6.56
53481200	AWWSC Group Ins CAPX	UZ	2000000223	9/30/2012	(11.33)
53481200	AWWSC Group Ins CAPX	UZ	2000000214	9/30/2012	(27.05)
53481200	AWWSC Group Ins CAPX	UZ	2000000223	9/30/2012	(16.99)
53481200	AWWSC Group Ins CAPX	UZ	2000000213	9/30/2012	(9.06)
53481200	AWWSC Group Ins CAPX	UZ	2000000223	9/30/2012	(11.33)
53481200	AWWSC Group Ins CAPX	UZ	2000000213	9/30/2012	11.87
53481200	AWWSC Group Ins CAPX	UZ	2000000213	9/30/2012	(105.88)
53481200	AWWSC Group Ins CAPX	UZ	2000000227	9/30/2012	(39.64)
53481200	AWWSC Group Ins CAPX	UZ	2000000214	9/30/2012	(184.54)
53481200	AWWSC Group Ins CAPX	UZ	2000000214	9/30/2012	22.34
53481200	AWWSC Group Ins CAPX	UZ	2000000227	9/30/2012	(67.97)
53481200	AWWSC Group Ins CAPX	UZ	2000000214	9/30/2012	(30.49)
53481200	AWWSC Group Ins CAPX	UZ	2000000214	9/30/2012	0.21
53481200	AWWSC Group Ins CAPX	UZ	2000000223	9/30/2012	(22.65)
53481200	AWWSC Group Ins CAPX	UZ	2000000213	9/30/2012	(10.98)
53481200	AWWSC Group Ins CAPX	UZ	2000000214	9/30/2012	(3.60)
53481200	AWWSC Group Ins CAPX	UZ	2000000213	9/30/2012	(125.75)
53481200	AWWSC Group Ins CAPX	UZ	2000000214	9/30/2012	46.42
53481200	AWWSC Group Ins CAPX	UZ	2000000225	9/30/2012	(45.30)
53481200	AWWSC Group Ins CAPX	UZ	2000000213	9/30/2012	(1.64)
53481200	AWWSC Group Ins CAPX	UZ	2000000214	9/30/2012	(13.10)
53481200	AWWSC Group Ins CAPX	UZ	2000000223	9/30/2012	(16.99)
53481200	AWWSC Group Ins CAPX	UZ	2000000213	9/30/2012	4.35
53481200	AWWSC Group Ins CAPX	UZ	2000000214	9/30/2012	(25.27)
53481200	AWWSC Group Ins CAPX	UZ	2000000223	9/30/2012	0.55
53481200	AWWSC Group Ins CAPX	UZ	2000000223	9/30/2012	(22.92)
53481200	AWWSC Group Ins CAPX	UZ	2000000214	9/30/2012	11.12
53481200	AWWSC Group Ins CAPX	UZ	2000000216	9/30/2012	(25.55)
53481200	AWWSC Group Ins CAPX	UZ	2000000223	9/30/2012	(11.33)
53481200	AWWSC Group Ins CAPX	UZ	2000000213	9/30/2012	(48.72)
53481200	AWWSC Group Ins CAPX	UZ	2000000223	9/30/2012	(11.33)
53481200	AWWSC Group Ins CAPX	UZ	2000000214	9/30/2012	(61.40)
53481200	AWWSC Group Ins CAPX	UZ	2000000223	9/30/2012	(16.99)
53481200	AWWSC Group Ins CAPX	UZ	2000000213	9/30/2012	4.29
53481200	AWWSC Group Ins CAPX	UZ	2000000213	9/30/2012	(5.34)
53481200	AWWSC Group Ins CAPX	UZ	2000000225	9/30/2012	(5.67)
53481200	AWWSC Group Ins CAPX	UZ	2000000214	9/30/2012	1.33
53481200	AWWSC Group Ins CAPX	UZ	2000000214	9/30/2012	(28.47)
53481200	AWWSC Group Ins CAPX	UZ	2000000214	9/30/2012	(26.43)
53481200	AWWSC Group Ins CAPX	UZ	2000000223	9/30/2012	(16.99)
53481200	AWWSC Group Ins CAPX	UZ	2000000213	9/30/2012	(9.68)
53481200	AWWSC Group Ins CAPX	UZ	2000000223	9/30/2012	(5.67)
53481200	AWWSC Group Ins CAPX	UZ	2000000214	9/30/2012	(9.68)
53481200	AWWSC Group Ins CAPX	UZ	2000000223	9/30/2012	(5.67)
53481200	AWWSC Group Ins CAPX	UZ	2000000214	9/30/2012	(9.68)
53481200	AWWSC Group Ins CAPX	UZ	2000000225	9/30/2012	(5.67)
53481200	AWWSC Group Ins CAPX	UZ	2000000213	9/30/2012	(18.80)
53481200	AWWSC Group Ins CAPX	UZ	2000000213	9/30/2012	0.10
53481200	AWWSC Group Ins CAPX	UZ	2000000227	9/30/2012	(11.33)
53481200	AWWSC Group Ins CAPX	UZ	2000000214	9/30/2012	(4.05)
53481200	AWWSC Group Ins CAPX	UZ	2000000213	9/30/2012	(6.88)
53481200	AWWSC Group Ins CAPX	UZ	2000000222	9/30/2012	(5.67)
53481200	AWWSC Group Ins CAPX	UZ	2000000213	9/30/2012	(7.25)
53481200	AWWSC Group Ins CAPX	UZ	2000000223	9/30/2012	(5.67)



Kentucky American Water Company  
Case No. 2012-00520  
Response to PSC DR1, Item 31

Account	Description	Doc Type	Document Number	Posting Date	Amount
53481200	AWWSC Group Ins CAPX	UZ	2000000214	9/30/2012	(8.15)
53481200	AWWSC Group Ins CAPX	UZ	2000000223	9/30/2012	(5.67)
53481200	AWWSC Group Ins CAPX	UZ	2000000213	9/30/2012	3.24
53481200	AWWSC Group Ins CAPX	UZ	2000000214	9/30/2012	3.24
53481200	AWWSC Group Ins CAPX	UZ	2000000213	9/30/2012	3.24
53481200	AWWSC Group Ins CAPX	UZ	2000000214	9/30/2012	(2.28)
53481200	AWWSC Group Ins CAPX	UZ	2000000214	9/30/2012	1.77
53481200	AWWSC Group Ins CAPX	UZ	2000000213	9/30/2012	0.68
53481200	AWWSC Group Ins CAPX	UZ	2000000214	9/30/2012	(1.19)
53481200	AWWSC Group Ins CAPX	UZ	2000000213	9/30/2012	(1.19)
53481200	AWWSC Group Ins CAPX	UZ	2000000213	9/30/2012	0.68
53481200	AWWSC Group Ins CAPX	UZ	2000000213	9/30/2012	(1.99)
53481200	AWWSC Group Ins CAPX	UZ	2000000214	9/30/2012	1.77
53481200	AWWSC Group Ins CAPX	UZ	2000000213	9/30/2012	2.24
53481200	AWWSC Group Ins CAPX	UZ	2000000213	9/30/2012	(9.18)
53481200	AWWSC Group Ins CAPX	UZ	2000000225	9/30/2012	(5.67)
53481200	AWWSC Group Ins CAPX	UZ	2000000214	9/30/2012	7.86
53481200	AWWSC Group Ins CAPX	UZ	2000000214	9/30/2012	(45.95)
53481200	AWWSC Group Ins CAPX	UZ	2000000223	9/30/2012	(62.30)
53481200	AWWSC Group Ins CAPX	UZ	2000000214	9/30/2012	1.86
53481200	AWWSC Group Ins CAPX	UZ	2000000214	9/30/2012	(9.94)
53481200	AWWSC Group Ins CAPX	UZ	2000000225	9/30/2012	(33.97)
53481200	AWWSC Group Ins CAPX	UZ	2000000213	9/30/2012	55.52
53481200	AWWSC Group Ins CAPX	UZ	2000000213	9/30/2012	(20.88)
53481200	AWWSC Group Ins CAPX	UZ	2000000225	9/30/2012	(16.99)
53481200	AWWSC Group Ins CAPX	UZ	2000000213	9/30/2012	39.21
53481200	AWWSC Group Ins CAPX	UZ	2000000214	9/30/2012	(42.04)
53481200	AWWSC Group Ins CAPX	UZ	2000000223	9/30/2012	(11.33)
53481200	AWWSC Group Ins CAPX	UZ	2000000213	9/30/2012	(56.85)
53481200	AWWSC Group Ins CAPX	UZ	2000000214	9/30/2012	3.01
53481200	AWWSC Group Ins CAPX	UZ	2000000223	9/30/2012	(22.65)
53481200	AWWSC Group Ins CAPX	UZ	2000000213	9/30/2012	0.30
53481200	AWWSC Group Ins CAPX	UZ	2000000214	9/30/2012	(9.68)
53481200	AWWSC Group Ins CAPX	UZ	2000000223	9/30/2012	(5.67)
53481200	AWWSC Group Ins CAPX	UZ	2000000214	9/30/2012	(9.68)
53481200	AWWSC Group Ins CAPX	UZ	2000000223	9/30/2012	(5.67)
53481200	AWWSC Group Ins CAPX	UZ	2000000216	9/30/2012	(12.48)
53481200	AWWSC Group Ins CAPX	UZ	2000000223	9/30/2012	(5.67)
53481200	AWWSC Group Ins CAPX	UZ	2000000213	9/30/2012	(70.73)
53481200	AWWSC Group Ins CAPX	UZ	2000000223	9/30/2012	(22.65)
53481200	AWWSC Group Ins CAPX	UZ	2000000214	9/30/2012	(70.20)
53481200	AWWSC Group Ins CAPX	UZ	2000000223	9/30/2012	(39.88)
53481200	AWWSC Group Ins CAPX	UZ	2000000214	9/30/2012	(94.11)
53481200	AWWSC Group Ins CAPX	UZ	2000000223	9/30/2012	(39.64)
53481200	AWWSC Group Ins CAPX	UZ	2000000214	9/30/2012	(23.60)
53481200	AWWSC Group Ins CAPX	UZ	2000000227	9/30/2012	(16.99)
53481200	AWWSC Group Ins CAPX	UZ	2000000213	9/30/2012	(22.78)
53481200	AWWSC Group Ins CAPX	UZ	2000000213	9/30/2012	0.82
53481200	AWWSC Group Ins CAPX	UZ	2000000223	9/30/2012	(16.99)
53481200	AWWSC Group Ins CAPX	UZ	2000000214	9/30/2012	(20.73)
53481200	AWWSC Group Ins CAPX	UZ	2000000223	9/30/2012	(22.65)
53481200	AWWSC Group Ins CAPX	UZ	2000000216	9/30/2012	(20.73)
53481200	AWWSC Group Ins CAPX	UZ	2000000225	9/30/2012	(22.65)
53481200	AWWSC Group Ins CAPX	UZ	2000000213	9/30/2012	0.96
53481200	AWWSC Group Ins CAPX	UZ	2000000214	9/30/2012	(31.97)
53481200	AWWSC Group Ins CAPX	UZ	2000000225	9/30/2012	(28.31)
53481200	AWWSC Group Ins CAPX	UZ	2000000213	9/30/2012	(31.44)
53481200	AWWSC Group Ins CAPX	UZ	2000000213	9/30/2012	1.15
53481200	AWWSC Group Ins CAPX	UZ	2000000225	9/30/2012	(28.31)
53481200	AWWSC Group Ins CAPX	UZ	2000000214	9/30/2012	(973.86)
53481200	AWWSC Group Ins CAPX	UZ	2000000227	9/30/2012	(317.16)
53481200	AWWSC Group Ins CAPX	UZ	2000000214	9/30/2012	(290.93)
53481200	AWWSC Group Ins CAPX	UZ	2000000223	9/30/2012	(181.25)
53481200	AWWSC Group Ins CAPX	UZ	2000000214	9/30/2012	(76.23)
53481200	AWWSC Group Ins CAPX	UZ	2000000227	9/30/2012	(33.97)
53481200	AWWSC Group Ins CAPX	UZ	2000000214	9/30/2012	40.08
53481200	AWWSC Group Ins CAPX	UZ	2000000214	9/30/2012	(71.70)
53481200	AWWSC Group Ins CAPX	UZ	2000000227	9/30/2012	(28.31)
53481200	AWWSC Group Ins CAPX	UZ	2000000214	9/30/2012	(11.14)
53481200	AWWSC Group Ins CAPX	UZ	2000000227	9/30/2012	(16.99)
53481200	AWWSC Group Ins CAPX	UZ	2000000214	9/30/2012	(40.06)
53481200	AWWSC Group Ins CAPX	UZ	2000000223	9/30/2012	(33.97)
53481200	AWWSC Group Ins CAPX	UZ	2000000213	9/30/2012	(31.60)
53481200	AWWSC Group Ins CAPX	UZ	2000000225	9/30/2012	(22.65)
53481200	AWWSC Group Ins CAPX	UZ	2000000213	9/30/2012	(10.02)
53481200	AWWSC Group Ins CAPX	UZ	2000000223	9/30/2012	(11.33)
53481200	AWWSC Group Ins CAPX	UZ	2000000213	9/30/2012	(23.97)

Kentucky American Water Company  
Case No. 2012-00520  
Response to PSC DR1, Item 31

Account	Description	Doc Type	Document Number	Posting Date	Amount
53481200	AWWSC Group Ins CAPX	UZ	2000000223	9/30/2012	(22.65)
53481200	AWWSC Group Ins CAPX	UZ	2000000214	9/30/2012	(23.96)
53481200	AWWSC Group Ins CAPX	UZ	2000000223	9/30/2012	(22.65)
53481200	AWWSC Group Ins CAPX	UZ	2000000214	9/30/2012	(23.97)
53481200	AWWSC Group Ins CAPX	UZ	2000000223	9/30/2012	(22.65)
53481200	AWWSC Group Ins CAPX	UZ	2000000214	9/30/2012	(174.83)
53481200	AWWSC Group Ins CAPX	UZ	2000000222	9/30/2012	(84.95)
53481200	AWWSC Group Ins CAPX	UZ	2000000213	9/30/2012	(82.54)
53481200	AWWSC Group Ins CAPX	UZ	2000000223	9/30/2012	(67.97)
53481200	AWWSC Group Ins CAPX	UZ	2000000213	9/30/2012	(234.17)
53481200	AWWSC Group Ins CAPX	UZ	2000000223	9/30/2012	(186.92)
53481200	AWWSC Group Ins CAPX	UZ	2000000214	9/30/2012	(37.45)
53481200	AWWSC Group Ins CAPX	UZ	2000000225	9/30/2012	(28.31)
53481200	AWWSC Group Ins CAPX	UZ	2000000213	9/30/2012	(58.09)
53481200	AWWSC Group Ins CAPX	UZ	2000000223	9/30/2012	(28.31)
53481200	AWWSC Group Ins CAPX	UZ	2000000214	9/30/2012	(10.75)
53481200	AWWSC Group Ins CAPX	UZ	2000000225	9/30/2012	(11.33)
53481200	AWWSC Group Ins CAPX	UZ	2000000214	9/30/2012	(7.84)
53481200	AWWSC Group Ins CAPX	UZ	2000000223	9/30/2012	(5.67)
53481200	AWWSC Group Ins CAPX	UZ	2000000214	9/30/2012	(42.88)
53481200	AWWSC Group Ins CAPX	UZ	2000000223	9/30/2012	(28.31)
53481200	AWWSC Group Ins CAPX	UZ	2000000213	9/30/2012	(8.16)
53481200	AWWSC Group Ins CAPX	UZ	2000000222	9/30/2012	(11.33)
53481200	AWWSC Group Ins CAPX	UZ	2000000213	9/30/2012	(36.44)
53481200	AWWSC Group Ins CAPX	UZ	2000000225	9/30/2012	(33.97)
53481200	AWWSC Group Ins CAPX	UZ	2000000214	9/30/2012	(14.81)
53481200	AWWSC Group Ins CAPX	UZ	2000000227	9/30/2012	(11.33)
53481200	AWWSC Group Ins CAPX	UZ	2000000214	9/30/2012	(23.78)
53481200	AWWSC Group Ins CAPX	UZ	2000000223	9/30/2012	(22.65)
53481200	AWWSC Group Ins CAPX	UZ	2000000214	9/30/2012	(13.96)
53481200	AWWSC Group Ins CAPX	UZ	2000000223	9/30/2012	(11.33)
53481200	AWWSC Group Ins CAPX	UZ	2000000213	9/30/2012	(0.72)
53481200	AWWSC Group Ins CAPX	UZ	2000000225	9/30/2012	(11.33)
53481200	AWWSC Group Ins CAPX	UZ	2000000214	9/30/2012	(34.53)
53481200	AWWSC Group Ins CAPX	UZ	2000000225	9/30/2012	(33.97)
53481200	AWWSC Group Ins CAPX	UZ	2000000216	9/30/2012	1.87
53481200	AWWSC Group Ins CAPX	UZ	2000000216	9/30/2012	13.31
53481200	AWWSC Group Ins CAPX	UZ	2000000214	9/30/2012	11.95
53481200	AWWSC Group Ins CAPX	UZ	2000000214	9/30/2012	(8.11)
53481200	AWWSC Group Ins CAPX	UZ	2000000225	9/30/2012	(5.67)
53481200	AWWSC Group Ins CAPX	UZ	2000000214	9/30/2012	(9.75)
53481200	AWWSC Group Ins CAPX	UZ	2000000223	9/30/2012	(11.33)
53481200	AWWSC Group Ins CAPX	UZ	2000000214	9/30/2012	(35.66)
53481200	AWWSC Group Ins CAPX	UZ	2000000225	9/30/2012	(33.97)
53481200	AWWSC Group Ins CAPX	UZ	2000000214	9/30/2012	(7.48)
53481200	AWWSC Group Ins CAPX	UZ	2000000225	9/30/2012	(22.65)
53481200	AWWSC Group Ins CAPX	UZ	2000000213	9/30/2012	(0.85)
53481200	AWWSC Group Ins CAPX	UZ	2000000223	9/30/2012	2.17
53481200	AWWSC Group Ins CAPX	UZ	2000000225	9/30/2012	(6.61)
53481200	AWWSC Group Ins CAPX	UZ	2000000213	9/30/2012	(0.85)
53481200	AWWSC Group Ins CAPX	UZ	2000000225	9/30/2012	(6.61)
53481200	AWWSC Group Ins CAPX	UZ	2000000225	9/30/2012	2.17
53481200	AWWSC Group Ins CAPX	UZ	2000000214	9/30/2012	7.26
53481200	AWWSC Group Ins CAPX	UZ	2000000214	9/30/2012	(43.97)
53481200	AWWSC Group Ins CAPX	UZ	2000000223	9/30/2012	(9.12)
53481200	AWWSC Group Ins CAPX	UZ	2000000227	9/30/2012	2.99
53481200	AWWSC Group Ins CAPX	UZ	2000000213	9/30/2012	(18.57)
53481200	AWWSC Group Ins CAPX	UZ	2000000225	9/30/2012	2.44
53481200	AWWSC Group Ins CAPX	UZ	2000000227	9/30/2012	(7.44)
53481200	AWWSC Group Ins CAPX	UZ	2000000213	9/30/2012	3.61
53481200	AWWSC Group Ins CAPX	UZ	2000000216	9/30/2012	(13.76)
53481200	AWWSC Group Ins CAPX	UZ	2000000225	9/30/2012	(4.16)
53481200	AWWSC Group Ins CAPX	UZ	2000000227	9/30/2012	1.36
53481200	AWWSC Group Ins CAPX	UZ	2000000213	9/30/2012	(23.45)
53481200	AWWSC Group Ins CAPX	UZ	2000000225	9/30/2012	(11.59)
53481200	AWWSC Group Ins CAPX	UZ	2000000225	9/30/2012	3.80
53481200	AWWSC Group Ins CAPX	UZ	2000000214	9/30/2012	(17.62)
53481200	AWWSC Group Ins CAPX	UZ	2000000214	9/30/2012	0.79
53481200	AWWSC Group Ins CAPX	UZ	2000000224	9/30/2012	3.26
53481200	AWWSC Group Ins CAPX	UZ	2000000225	9/30/2012	(9.96)
53481300	AWWSC Other Ben CAPX	CF	9300001858	9/30/2012	6.77
53481300	AWWSC Other Ben CAPX	CF	9300001859	9/30/2012	1.66
53481300	AWWSC Other Ben CAPX	CF	9300001860	9/30/2012	27.46
53481300	AWWSC Other Ben CAPX	CF	9300001861	9/30/2012	87.45
53481300	AWWSC Other Ben CAPX	CF	9300001862	9/30/2012	123.81
53481300	AWWSC Other Ben CAPX	CF	9300001863	9/30/2012	39.08
53481300	AWWSC Other Ben CAPX	CF	9300001864	9/30/2012	257.74

Kentucky American Water Company  
Case No. 2012-00520  
Response to PSC DR1, Item 31

Account	Description	Doc Type	Document Number	Posting Date	Amount
53481300	AWWSC Other Ben CAPX	CF	9300001865	9/30/2012	33.73
53481300	AWWSC Other Ben CAPX	CF	9300001866	9/30/2012	5.10
53481300	AWWSC Other Ben CAPX	CF	9300001867	9/30/2012	2.70
53481300	AWWSC Other Ben CAPX	CF	9300001868	9/30/2012	0.21
53481300	AWWSC Other Ben CAPX	CF	9300001869	9/30/2012	104.49
53481300	AWWSC Other Ben CAPX	CF	9300001879	9/30/2012	75.27
53481300	AWWSC Other Ben CAPX	CF	9300001880	9/30/2012	25.75
53481300	AWWSC Other Ben CAPX	CF	9300001881	9/30/2012	44.24
53481300	AWWSC Other Ben CAPX	CF	9300001883	9/30/2012	64.63
53481300	AWWSC Other Ben CAPX	CF	9300001885	9/30/2012	9.97
53481300	AWWSC Other Ben CAPX	CF	9300001886	9/30/2012	0.40
53481300	AWWSC Other Ben CAPX	CF	9300001888	9/30/2012	141.58
53481300	AWWSC Other Ben CAPX	CF	9300001889	9/30/2012	513.74
53481300	AWWSC Other Ben CAPX	CF	9300001890	9/30/2012	28.38
53481300	AWWSC Other Ben CAPX	CF	9300001891	9/30/2012	29.46
53481300	AWWSC Other Ben CAPX	CF	9300001892	9/30/2012	7.32
53481300	AWWSC Other Ben CAPX	CF	9300001894	9/30/2012	7.44
53481300	AWWSC Other Ben CAPX	CF	9300001896	9/30/2012	11.56
53481300	AWWSC Other Ben CAPX	CF	9300001898	9/30/2012	7.50
53481300	AWWSC Other Ben CAPX	CF	9300001900	9/30/2012	(0.28)
53481300	AWWSC Other Ben CAPX	CF	9300001902	9/30/2012	9.47
53481300	AWWSC Other Ben CAPX	CF	9300001904	9/30/2012	7.80
53481300	AWWSC Other Ben CAPX	CF	9300001906	9/30/2012	1,596.24
53481300	AWWSC Other Ben CAPX	CF	9300001908	9/30/2012	1,599.77
53481300	AWWSC Other Ben CAPX	CF	9300001910	9/30/2012	1,593.04
53481300	AWWSC Other Ben CAPX	CF	9300001912	9/30/2012	4,138.29
53481300	AWWSC Other Ben CAPX	CF	9300001914	9/30/2012	1,462.83
53481300	AWWSC Other Ben CAPX	CF	9300001916	9/30/2012	3,833.33
53481300	AWWSC Other Ben CAPX	CF	9300001922	9/30/2012	25.86
53481300	AWWSC Other Ben CAPX	CF	9300001924	9/30/2012	24.14
53481300	AWWSC Other Ben CAPX	CF	9300001926	9/30/2012	24.51
53481300	AWWSC Other Ben CAPX	CF	9300001928	9/30/2012	2.21
53481300	AWWSC Other Ben CAPX	CF	9300001930	9/30/2012	17.32
53481300	AWWSC Other Ben CAPX	CF	9300001932	9/30/2012	19.01
53481300	AWWSC Other Ben CAPX	CF	9300001934	9/30/2012	8,087.35
53481300	AWWSC Other Ben CAPX	CF	9300001936	9/30/2012	6,820.95
53481300	AWWSC Other Ben CAPX	CF	9300001938	9/30/2012	2,954.64
53481300	AWWSC Other Ben CAPX	CF	9300001940	9/30/2012	12.19
53481300	AWWSC Other Ben CAPX	CF	9300001942	9/30/2012	12.16
53481300	AWWSC Other Ben CAPX	CF	9300001944	9/30/2012	12.19
53481300	AWWSC Other Ben CAPX	CF	9300001946	9/30/2012	314.10
53481300	AWWSC Other Ben CAPX	CF	9300001948	9/30/2012	314.09
53481300	AWWSC Other Ben CAPX	CF	9300001950	9/30/2012	(2.17)
53481300	AWWSC Other Ben CAPX	CF	9300001952	9/30/2012	(13.06)
53481300	AWWSC Other Ben CAPX	CF	9300001968	9/30/2012	1,825.47
53481300	AWWSC Other Ben CAPX	CF	9300001973	9/30/2012	1,495.01
53481300	AWWSC Other Ben CAPX	CF	9300001976	9/30/2012	(25.34)
53481300	AWWSC Other Ben CAPX	CF	9300001977	9/30/2012	45.33
53481300	AWWSC Other Ben CAPX	CF	9300002010	9/30/2012	0.90
53481300	AWWSC Other Ben CAPX	CF	9300002042	9/30/2012	31.09
53481300	AWWSC Other Ben CAPX	CF	9300002044	9/30/2012	5,101.79
53481300	AWWSC Other Ben CAPX	CF	9300002045	9/30/2012	6.13
53481300	AWWSC Other Ben CAPX	CF	9300002048	9/30/2012	8,333.01
53481300	AWWSC Other Ben CAPX	CF	9300002049	9/30/2012	24.27
53481300	AWWSC Other Ben CAPX	CF	9300002050	9/30/2012	0.04
53481300	AWWSC Other Ben CAPX	CF	9300002051	9/30/2012	(0.17)
53481300	AWWSC Other Ben CAPX	CF	9300002052	9/30/2012	0.30
53481300	AWWSC Other Ben CAPX	CF	9300002054	9/30/2012	(1.44)
53481300	AWWSC Other Ben CAPX	CF	9300002055	9/30/2012	24.79
53481300	AWWSC Other Ben CAPX	CF	9300002056	9/30/2012	(0.17)
53481300	AWWSC Other Ben CAPX	CF	9300002057	9/30/2012	0.30
53481300	AWWSC Other Ben CAPX	CF	9300002059	9/30/2012	(1.18)
53481300	AWWSC Other Ben CAPX	CF	9300002060	9/30/2012	11.30
53481300	AWWSC Other Ben CAPX	CF	9300002062	9/30/2012	11.30
53481300	AWWSC Other Ben CAPX	CF	9300002064	9/30/2012	468.82
53481300	AWWSC Other Ben CAPX	CF	9300002065	9/30/2012	(1.18)
53481300	AWWSC Other Ben CAPX	CF	9300002067	9/30/2012	470.00
53481300	AWWSC Other Ben CAPX	CF	9300002069	9/30/2012	40.75
53481300	AWWSC Other Ben CAPX	CF	9300002072	9/30/2012	9.78
53481300	AWWSC Other Ben CAPX	CF	9300002074	9/30/2012	17.18
53481300	AWWSC Other Ben CAPX	CF	9300002076	9/30/2012	1,424.52
53481300	AWWSC Other Ben CAPX	CF	9300002078	9/30/2012	6.12
53481300	AWWSC Other Ben CAPX	CF	9300002080	9/30/2012	6.11
53481300	AWWSC Other Ben CAPX	CF	9300002082	9/30/2012	(0.19)
53481300	AWWSC Other Ben CAPX	CF	9300002085	9/30/2012	(0.19)
53481300	AWWSC Other Ben CAPX	CF	9300002086	9/30/2012	(1.85)
53481300	AWWSC Other Ben CAPX	CF	9300002087	9/30/2012	28.56

Kentucky American Water Company  
Case No. 2012-00520  
Response to PSC DR1, Item 31

Account	Description	Doc Type	Document Number	Posting Date	Amount
53481300	AWWSC Other Ben CAPX	CF	9300002089	9/30/2012	14.76
53481300	AWWSC Other Ben CAPX	CF	9300002091	9/30/2012	(9.34)
53481300	AWWSC Other Ben CAPX	CF	9300002092	9/30/2012	6.26
53481300	AWWSC Other Ben CAPX	CF	9300002097	9/30/2012	3.49
53481300	AWWSC Other Ben CAPX	CF	9300002099	9/30/2012	(5.07)
53481300	AWWSC Other Ben CAPX	CF	9300002100	9/30/2012	37.10
53481300	AWWSC Other Ben CAPX	CF	9300002102	9/30/2012	(10.39)
53481300	AWWSC Other Ben CAPX	CF	9300002103	9/30/2012	54.64
53481300	AWWSC Other Ben CAPX	CF	9300002105	9/30/2012	(0.17)
53481300	AWWSC Other Ben CAPX	CF	9300002106	9/30/2012	7.20
53481300	AWWSC Other Ben CAPX	CF	9300002108	9/30/2012	(3.77)
53481300	AWWSC Other Ben CAPX	CF	9300002109	9/30/2012	4.17
53481300	AWWSC Other Ben CAPX	CF	9300002111	9/30/2012	(3.77)
53481300	AWWSC Other Ben CAPX	CF	9300002112	9/30/2012	0.30
53481300	AWWSC Other Ben CAPX	CF	9300002113	9/30/2012	2.70
53481300	AWWSC Other Ben CAPX	CF	9300002115	9/30/2012	(1.44)
53481300	AWWSC Other Ben CAPX	CF	9300002116	9/30/2012	2.70
53481300	AWWSC Other Ben CAPX	CF	9300002117	9/30/2012	0.30
53481300	AWWSC Other Ben CAPX	CF	9300002119	9/30/2012	(1.44)
53481300	AWWSC Other Ben CAPX	CF	9300002120	9/30/2012	5.34
53481300	AWWSC Other Ben CAPX	CF	9300002122	9/30/2012	(3.78)
53481300	AWWSC Other Ben CAPX	CF	9300002123	9/30/2012	(0.89)
53481300	AWWSC Other Ben CAPX	CF	9300002125	9/30/2012	(0.89)
53481300	AWWSC Other Ben CAPX	CF	9300002127	9/30/2012	(0.89)
53481300	AWWSC Other Ben CAPX	CF	9300002135	9/30/2012	6.06
53481300	AWWSC Other Ben CAPX	CF	9300002137	9/30/2012	5.40
53481300	AWWSC Other Ben CAPX	CF	9300002139	9/30/2012	5.12
53481300	AWWSC Other Ben CAPX	CF	9300002142	9/30/2012	2.74
53481300	AWWSC Other Ben CAPX	CF	9300002145	9/30/2012	(0.03)
53481300	AWWSC Other Ben CAPX	CF	9300002146	9/30/2012	2.61
53481300	AWWSC Other Ben CAPX	CF	9300002148	9/30/2012	6.12
53481300	AWWSC Other Ben CAPX	CF	9300002150	9/30/2012	6.12
53481300	AWWSC Other Ben CAPX	CF	9300002154	9/30/2012	6.12
53481300	AWWSC Other Ben CAPX	CF	9300002156	9/30/2012	4.07
53481300	AWWSC Other Ben CAPX	CF	9300002161	9/30/2012	(1.66)
53481300	AWWSC Other Ben CAPX	CF	9300002162	9/30/2012	1.68
53481300	AWWSC Other Ben CAPX	CF	9300002164	9/30/2012	(0.90)
53481300	AWWSC Other Ben CAPX	CF	9300002165	9/30/2012	4.42
53481300	AWWSC Other Ben CAPX	CF	9300002168	9/30/2012	2.57
53481300	AWWSC Other Ben CAPX	CF	9300002170	9/30/2012	4.54
53481300	AWWSC Other Ben CAPX	CF	9300002172	9/30/2012	13.16
53481300	AWWSC Other Ben CAPX	CF	9300002173	9/30/2012	25.94
53481300	AWWSC Other Ben CAPX	CF	9300002174	9/30/2012	(3.72)
53481300	AWWSC Other Ben CAPX	CF	9300002175	9/30/2012	3.40
53481300	AWWSC Other Ben CAPX	CF	9300002178	9/30/2012	(1.47)
53481300	AWWSC Other Ben CAPX	CF	9300002182	9/30/2012	4.41
53481300	AWWSC Other Ben CAPX	CF	9300002184	9/30/2012	0.97
53481300	AWWSC Other Ben CAPX	CF	9300002187	9/30/2012	0.33
53481300	AWWSC Other Ben CAPX	CF	9300002188	9/30/2012	0.33
53481300	AWWSC Other Ben CAPX	CF	9300002190	9/30/2012	90.35
53481300	AWWSC Other Ben CAPX	CF	9300002191	9/30/2012	(25.52)
53481300	AWWSC Other Ben CAPX	CF	9300002192	9/30/2012	0.33
53481300	AWWSC Other Ben CAPX	CF	9300002193	9/30/2012	2.19
53481300	AWWSC Other Ben CAPX	CF	9300002195	9/30/2012	39.02
53481300	AWWSC Other Ben CAPX	CF	9300002196	9/30/2012	(3.63)
53481300	AWWSC Other Ben CAPX	CF	9300002197	9/30/2012	(9.92)
53481300	AWWSC Other Ben CAPX	CF	9300002198	9/30/2012	(0.17)
53481300	AWWSC Other Ben CAPX	CF	9300002199	9/30/2012	2,415.22
53481300	AWWSC Other Ben CAPX	CF	9300002200	9/30/2012	3.50
53481300	AWWSC Other Ben CAPX	CF	9300002202	9/30/2012	(0.05)
53481300	AWWSC Other Ben CAPX	CF	9300002203	9/30/2012	2,396.42
53481300	AWWSC Other Ben CAPX	CF	9300002204	9/30/2012	0.72
53481300	AWWSC Other Ben CAPX	CF	9300002205	9/30/2012	1.94
53481300	AWWSC Other Ben CAPX	CF	9300002207	9/30/2012	3.18
53481300	AWWSC Other Ben CAPX	CF	9300002209	9/30/2012	2.59
53481300	AWWSC Other Ben CAPX	CF	9300002211	9/30/2012	3.16
53481300	AWWSC Other Ben CAPX	CF	9300002213	9/30/2012	(1.00)
53481300	AWWSC Other Ben CAPX	CF	9300002215	9/30/2012	10.00
53481300	AWWSC Other Ben CAPX	CF	9300002216	9/30/2012	(3.83)
53481300	AWWSC Other Ben CAPX	CF	9300002217	9/30/2012	7.64
53481300	AWWSC Other Ben CAPX	CF	9300002219	9/30/2012	6.13
53481300	AWWSC Other Ben CAPX	CF	9300002220	9/30/2012	5.66
53481300	AWWSC Other Ben CAPX	CF	9300002222	9/30/2012	4.90
53481300	AWWSC Other Ben CAPX	CF	9300002226	9/30/2012	(1.10)
53481300	AWWSC Other Ben CAPX	CF	9300002227	9/30/2012	12.86
53481300	AWWSC Other Ben CAPX	CF	9300002231	9/30/2012	10.04
53481300	AWWSC Other Ben CAPX	CF	9300002232	9/30/2012	15.61

Kentucky American Water Company  
Case No. 2012-00520  
Response to PSC DR1, Item 31

Account	Description	Doc Type	Document Number	Posting Date	Amount
53481300	AWWSC Other Ben CAPX	CF	9300002236	9/30/2012	10.04
53481300	AWWSC Other Ben CAPX	CF	9300002237	9/30/2012	(3.01)
53481300	AWWSC Other Ben CAPX	CF	9300002238	9/30/2012	1.49
53481300	AWWSC Other Ben CAPX	CF	9300002242	9/30/2012	14.06
53481300	AWWSC Other Ben CAPX	CF	9300002243	9/30/2012	1.48
53481300	AWWSC Other Ben CAPX	CF	9300002247	9/30/2012	(2.01)
53481300	AWWSC Other Ben CAPX	CF	9300002248	9/30/2012	(1.73)
53481300	AWWSC Other Ben CAPX	CF	9300002249	9/30/2012	(3.01)
53481300	AWWSC Other Ben CAPX	CF	9300002250	9/30/2012	22.58
53481300	AWWSC Other Ben CAPX	CF	9300002254	9/30/2012	3.89
53481300	AWWSC Other Ben CAPX	CF	9300002257	9/30/2012	3.88
53481300	AWWSC Other Ben CAPX	CF	9300002259	9/30/2012	2,632.94
53481300	AWWSC Other Ben CAPX	CF	9300002464	9/30/2012	280.38
53481300	AWWSC Other Ben CAPX	CF	9300002465	9/30/2012	156.42
53481300	AWWSC Other Ben CAPX	CF	9300002554	9/30/2012	1.82
53481300	AWWSC Other Ben CAPX	CF	9300002555	9/30/2012	1.14
53481300	AWWSC Other Ben CAPX	CF	9300002557	9/30/2012	2.84
53481300	AWWSC Other Ben CAPX	CF	9300002557	9/30/2012	0.46
53481300	AWWSC Other Ben CAPX	CF	9300002558	9/30/2012	0.08
53481300	AWWSC Other Ben CAPX	CF	9300002560	9/30/2012	1.17
53481300	AWWSC Other Ben CAPX	CF	9300002561	9/30/2012	0.67
53481300	AWWSC Other Ben CAPX	CF	9300002561	9/30/2012	0.33
53481300	AWWSC Other Ben CAPX	CF	9300002564	9/30/2012	1.38
53481300	AWWSC Other Ben CAPX	CF	9300002565	9/30/2012	0.66
53481300	AWWSC Other Ben CAPX	CF	9300002567	9/30/2012	(0.16)
53481300	AWWSC Other Ben CAPX	CF	9300002571	9/30/2012	1.15
53481300	AWWSC Other Ben CAPX	CF	9300002575	9/30/2012	12.34
53481300	AWWSC Other Ben CAPX	CF	9300002577	9/30/2012	2.73
53481300	AWWSC Other Ben CAPX	CF	9300002579	9/30/2012	0.93
53481300	AWWSC Other Ben CAPX	CF	9300002580	9/30/2012	1.75
53481300	AWWSC Other Ben CAPX	CF	9300002582	9/30/2012	0.87
53481300	AWWSC Other Ben CAPX	CF	9300002583	9/30/2012	0.28
53481300	AWWSC Other Ben CAPX	CF	9300002583	9/30/2012	1.12
53481300	AWWSC Other Ben CAPX	CF	9300002584	9/30/2012	0.67
53481300	AWWSC Other Ben CAPX	CF	9300002585	9/30/2012	4.77
53481300	AWWSC Other Ben CAPX	CF	9300002587	9/30/2012	2.35
53481300	AWWSC Other Ben CAPX	CF	9300002588	9/30/2012	1.40
53481300	AWWSC Other Ben CAPX	CF	9300002589	9/30/2012	0.15
53481300	AWWSC Other Ben CAPX	CF	9300002590	9/30/2012	(0.01)
53481300	AWWSC Other Ben CAPX	CF	9300002590	9/30/2012	0.02
53481300	AWWSC Other Ben CAPX	CF	9300002591	9/30/2012	0.23
53481300	AWWSC Other Ben CAPX	CF	9300002592	9/30/2012	(0.12)
53481300	AWWSC Other Ben CAPX	CF	9300002592	9/30/2012	0.05
53481300	AWWSC Other Ben CAPX	CF	9300002593	9/30/2012	0.15
53481300	AWWSC Other Ben CAPX	CF	9300002593	9/30/2012	0.04
53481300	AWWSC Other Ben CAPX	CF	9300002594	9/30/2012	0.13
53481300	AWWSC Other Ben CAPX	CF	9300002594	9/30/2012	0.02
53481300	AWWSC Other Ben CAPX	CF	9300002594	9/30/2012	0.39
53481300	AWWSC Other Ben CAPX	CF	9300002596	9/30/2012	(1.85)
53481300	AWWSC Other Ben CAPX	CF	9300002596	9/30/2012	(0.51)
53481300	AWWSC Other Ben CAPX	CF	9300002597	9/30/2012	30.78
53481300	AWWSC Other Ben CAPX	CF	9300002597	9/30/2012	(25.97)
53481300	AWWSC Other Ben CAPX	CF	9300002597	9/30/2012	8.45
53481300	AWWSC Other Ben CAPX	CF	9300002597	9/30/2012	(7.13)
53481300	AWWSC Other Ben CAPX	CF	9300002598	9/30/2012	55.76
53481300	AWWSC Other Ben CAPX	CF	9300002598	9/30/2012	19.48
53481300	AWWSC Other Ben CAPX	CF	9300002598	9/30/2012	15.31
53481300	AWWSC Other Ben CAPX	CF	9300002598	9/30/2012	5.35
53481300	AWWSC Other Ben CAPX	CF	9300002599	9/30/2012	4.76
53481300	AWWSC Other Ben CAPX	CF	9300002599	9/30/2012	1.31
53481300	AWWSC Other Ben CAPX	CF	9300002601	9/30/2012	0.02
53481300	AWWSC Other Ben CAPX	CF	9300002603	9/30/2012	0.01
53481300	AWWSC Other Ben CAPX	CF	9300002604	9/30/2012	0.01
53481300	AWWSC Other Ben CAPX	CF	9300002607	9/30/2012	0.01
53481300	AWWSC Other Ben CAPX	CF	9300002609	9/30/2012	40.61
53481300	AWWSC Other Ben CAPX	CF	9300002616	9/30/2012	5.55
53481300	AWWSC Other Ben CAPX	CF	9300002617	9/30/2012	13.63
53481300	AWWSC Other Ben CAPX	CF	9300002623	9/30/2012	235.76
53481300	AWWSC Other Ben CAPX	CF	9300002633	9/30/2012	10,636.69
53481300	AWWSC Other Ben CAPX	CF	9300002640	9/30/2012	29.33
53481300	AWWSC Other Ben CAPX	CF	9300002656	9/30/2012	11.52
53481300	AWWSC Other Ben CAPX	CF	9300002666	9/30/2012	127.46
53481300	AWWSC Other Ben CAPX	CF	9300002670	9/30/2012	8.05
53481300	AWWSC Other Ben CAPX	CF	9300002671	9/30/2012	8.13
53481300	AWWSC Other Ben CAPX	CF	9300002671	9/30/2012	(3.15)
53481300	AWWSC Other Ben CAPX	CF	9300002671	9/30/2012	5.81
53481300	AWWSC Other Ben CAPX	CF	9300002671	9/30/2012	31.50

Kentucky American Water Company  
Case No. 2012-00520  
Response to PSC DR1, Item 31

Account	Description	Doc Type	Document Number	Posting Date	Amount
53481300	AWWSC Other Ben CAPX	CF	9300002671	9/30/2012	1.01
53481300	AWWSC Other Ben CAPX	CF	9300002671	9/30/2012	3.48
53481300	AWWSC Other Ben CAPX	CF	9300002672	9/30/2012	54.53
53481300	AWWSC Other Ben CAPX	UT	9300002544	9/30/2012	(1,630.94)
53481300	AWWSC Other Ben CAPX	UT	9300002695	9/30/2012	(217.97)
53481300	AWWSC Other Ben CAPX	UZ	2000000216	9/30/2012	(436.80)
53481300	AWWSC Other Ben CAPX	UZ	2000000225	9/30/2012	(30.42)
53481300	AWWSC Other Ben CAPX	UZ	2000000227	9/30/2012	7.64
53481300	AWWSC Other Ben CAPX	UZ	2000000214	9/30/2012	1.00
53481300	AWWSC Other Ben CAPX	UZ	2000000214	9/30/2012	(3.16)
53481300	AWWSC Other Ben CAPX	UZ	2000000225	9/30/2012	(28.99)
53481300	AWWSC Other Ben CAPX	UZ	2000000214	9/30/2012	(0.90)
53481300	AWWSC Other Ben CAPX	UZ	2000000216	9/30/2012	(4.90)
53481300	AWWSC Other Ben CAPX	UZ	2000000223	9/30/2012	(86.96)
53481300	AWWSC Other Ben CAPX	UZ	2000000214	9/30/2012	(2.59)
53481300	AWWSC Other Ben CAPX	UZ	2000000223	9/30/2012	(28.99)
53481300	AWWSC Other Ben CAPX	UZ	2000000214	9/30/2012	(3.18)
53481300	AWWSC Other Ben CAPX	UZ	2000000227	9/30/2012	(28.99)
53481300	AWWSC Other Ben CAPX	UZ	2000000213	9/30/2012	(1.94)
53481300	AWWSC Other Ben CAPX	UZ	2000000223	9/30/2012	(28.99)
53481300	AWWSC Other Ben CAPX	UZ	2000000214	9/30/2012	(10.00)
53481300	AWWSC Other Ben CAPX	UZ	2000000214	9/30/2012	3.83
53481300	AWWSC Other Ben CAPX	UZ	2000000223	9/30/2012	(57.96)
53481300	AWWSC Other Ben CAPX	UZ	2000000216	9/30/2012	(7.64)
53481300	AWWSC Other Ben CAPX	UZ	2000000223	9/30/2012	(86.96)
53481300	AWWSC Other Ben CAPX	UZ	2000000216	9/30/2012	(11.79)
53481300	AWWSC Other Ben CAPX	UZ	2000000223	9/30/2012	(57.96)
53481300	AWWSC Other Ben CAPX	UZ	2000000214	9/30/2012	3.63
53481300	AWWSC Other Ben CAPX	UZ	2000000216	9/30/2012	(39.02)
53481300	AWWSC Other Ben CAPX	UZ	2000000225	9/30/2012	(202.88)
53481300	AWWSC Other Ben CAPX	UZ	2000000213	9/30/2012	(90.35)
53481300	AWWSC Other Ben CAPX	UZ	2000000214	9/30/2012	25.52
53481300	AWWSC Other Ben CAPX	UZ	2000000227	9/30/2012	(347.79)
53481300	AWWSC Other Ben CAPX	UZ	2000000214	9/30/2012	0.05
53481300	AWWSC Other Ben CAPX	UZ	2000000214	9/30/2012	(2,397.14)
53481300	AWWSC Other Ben CAPX	UZ	2000000223	9/30/2012	(115.93)
53481300	AWWSC Other Ben CAPX	UZ	2000000214	9/30/2012	(2.52)
53481300	AWWSC Other Ben CAPX	UZ	2000000214	9/30/2012	(0.66)
53481300	AWWSC Other Ben CAPX	UZ	2000000213	9/30/2012	(2,418.72)
53481300	AWWSC Other Ben CAPX	UZ	2000000213	9/30/2012	10.09
53481300	AWWSC Other Ben CAPX	UZ	2000000227	9/30/2012	(231.86)
53481300	AWWSC Other Ben CAPX	UZ	2000000213	9/30/2012	(0.97)
53481300	AWWSC Other Ben CAPX	UZ	2000000213	9/30/2012	(4.41)
53481300	AWWSC Other Ben CAPX	UZ	2000000223	9/30/2012	(86.96)
53481300	AWWSC Other Ben CAPX	UZ	2000000213	9/30/2012	1.47
53481300	AWWSC Other Ben CAPX	UZ	2000000213	9/30/2012	(39.10)
53481300	AWWSC Other Ben CAPX	UZ	2000000223	9/30/2012	0.12
53481300	AWWSC Other Ben CAPX	UZ	2000000225	9/30/2012	(88.08)
53481300	AWWSC Other Ben CAPX	UZ	2000000213	9/30/2012	(3.40)
53481300	AWWSC Other Ben CAPX	UZ	2000000213	9/30/2012	3.72
53481300	AWWSC Other Ben CAPX	UZ	2000000225	9/30/2012	(57.96)
53481300	AWWSC Other Ben CAPX	UZ	2000000213	9/30/2012	(4.54)
53481300	AWWSC Other Ben CAPX	UZ	2000000223	9/30/2012	(57.96)
53481300	AWWSC Other Ben CAPX	UZ	2000000213	9/30/2012	(2.57)
53481300	AWWSC Other Ben CAPX	UZ	2000000227	9/30/2012	(86.96)
53481300	AWWSC Other Ben CAPX	UZ	2000000214	9/30/2012	1.66
53481300	AWWSC Other Ben CAPX	UZ	2000000214	9/30/2012	(1.68)
53481300	AWWSC Other Ben CAPX	UZ	2000000225	9/30/2012	(28.99)
53481300	AWWSC Other Ben CAPX	UZ	2000000213	9/30/2012	(4.42)
53481300	AWWSC Other Ben CAPX	UZ	2000000214	9/30/2012	0.90
53481300	AWWSC Other Ben CAPX	UZ	2000000214	9/30/2012	(4.07)
53481300	AWWSC Other Ben CAPX	UZ	2000000223	9/30/2012	(86.96)
53481300	AWWSC Other Ben CAPX	UZ	2000000214	9/30/2012	(6.12)
53481300	AWWSC Other Ben CAPX	UZ	2000000223	9/30/2012	(28.99)
53481300	AWWSC Other Ben CAPX	UZ	2000000213	9/30/2012	(6.12)
53481300	AWWSC Other Ben CAPX	UZ	2000000223	9/30/2012	(28.99)
53481300	AWWSC Other Ben CAPX	UZ	2000000213	9/30/2012	(6.12)
53481300	AWWSC Other Ben CAPX	UZ	2000000225	9/30/2012	(28.99)
53481300	AWWSC Other Ben CAPX	UZ	2000000213	9/30/2012	0.03
53481300	AWWSC Other Ben CAPX	UZ	2000000214	9/30/2012	(2.61)
53481300	AWWSC Other Ben CAPX	UZ	2000000223	9/30/2012	(57.96)
53481300	AWWSC Other Ben CAPX	UZ	2000000214	9/30/2012	(2.74)
53481300	AWWSC Other Ben CAPX	UZ	2000000214	9/30/2012	(5.12)
53481300	AWWSC Other Ben CAPX	UZ	2000000225	9/30/2012	(28.99)
53481300	AWWSC Other Ben CAPX	UZ	2000000213	9/30/2012	(5.40)
53481300	AWWSC Other Ben CAPX	UZ	2000000223	9/30/2012	(28.99)
53481300	AWWSC Other Ben CAPX	UZ	2000000214	9/30/2012	(6.06)

Kentucky American Water Company  
Case No. 2012-00520  
Response to PSC DR1, Item 31

Account	Description	Doc Type	Document Number	Posting Date	Amount
53481300	AWWSC Other Ben CAPX	UZ	2000000225	9/30/2012	(28.99)
53481300	AWWSC Other Ben CAPX	UZ	2000000214	9/30/2012	0.89
53481300	AWWSC Other Ben CAPX	UZ	2000000213	9/30/2012	0.89
53481300	AWWSC Other Ben CAPX	UZ	2000000214	9/30/2012	0.89
53481300	AWWSC Other Ben CAPX	UZ	2000000213	9/30/2012	(5.34)
53481300	AWWSC Other Ben CAPX	UZ	2000000214	9/30/2012	3.78
53481300	AWWSC Other Ben CAPX	UZ	2000000213	9/30/2012	(3.00)
53481300	AWWSC Other Ben CAPX	UZ	2000000214	9/30/2012	1.44
53481300	AWWSC Other Ben CAPX	UZ	2000000214	9/30/2012	1.44
53481300	AWWSC Other Ben CAPX	UZ	2000000213	9/30/2012	(3.00)
53481300	AWWSC Other Ben CAPX	UZ	2000000214	9/30/2012	3.77
53481300	AWWSC Other Ben CAPX	UZ	2000000214	9/30/2012	(4.17)
53481300	AWWSC Other Ben CAPX	UZ	2000000214	9/30/2012	(7.20)
53481300	AWWSC Other Ben CAPX	UZ	2000000214	9/30/2012	3.94
53481300	AWWSC Other Ben CAPX	UZ	2000000225	9/30/2012	(28.99)
53481300	AWWSC Other Ben CAPX	UZ	2000000213	9/30/2012	(54.64)
53481300	AWWSC Other Ben CAPX	UZ	2000000213	9/30/2012	10.39
53481300	AWWSC Other Ben CAPX	UZ	2000000225	9/30/2012	(318.80)
53481300	AWWSC Other Ben CAPX	UZ	2000000214	9/30/2012	5.07
53481300	AWWSC Other Ben CAPX	UZ	2000000214	9/30/2012	(37.10)
53481300	AWWSC Other Ben CAPX	UZ	2000000222	9/30/2012	(173.90)
53481300	AWWSC Other Ben CAPX	UZ	2000000214	9/30/2012	(3.49)
53481300	AWWSC Other Ben CAPX	UZ	2000000213	9/30/2012	(14.76)
53481300	AWWSC Other Ben CAPX	UZ	2000000223	9/30/2012	(86.96)
53481300	AWWSC Other Ben CAPX	UZ	2000000213	9/30/2012	9.34
53481300	AWWSC Other Ben CAPX	UZ	2000000214	9/30/2012	(6.26)
53481300	AWWSC Other Ben CAPX	UZ	2000000223	9/30/2012	(57.96)
53481300	AWWSC Other Ben CAPX	UZ	2000000213	9/30/2012	2.04
53481300	AWWSC Other Ben CAPX	UZ	2000000214	9/30/2012	(28.56)
53481300	AWWSC Other Ben CAPX	UZ	2000000227	9/30/2012	(115.93)
53481300	AWWSC Other Ben CAPX	UZ	2000000214	9/30/2012	0.19
53481300	AWWSC Other Ben CAPX	UZ	2000000213	9/30/2012	(6.11)
53481300	AWWSC Other Ben CAPX	UZ	2000000225	9/30/2012	(28.99)
53481300	AWWSC Other Ben CAPX	UZ	2000000214	9/30/2012	(6.12)
53481300	AWWSC Other Ben CAPX	UZ	2000000225	9/30/2012	(28.99)
53481300	AWWSC Other Ben CAPX	UZ	2000000213	9/30/2012	(1,424.52)
53481300	AWWSC Other Ben CAPX	UZ	2000000223	9/30/2012	(28.99)
53481300	AWWSC Other Ben CAPX	UZ	2000000214	9/30/2012	(17.18)
53481300	AWWSC Other Ben CAPX	UZ	2000000223	9/30/2012	(115.93)
53481300	AWWSC Other Ben CAPX	UZ	2000000214	9/30/2012	(9.78)
53481300	AWWSC Other Ben CAPX	UZ	2000000223	9/30/2012	(202.93)
53481300	AWWSC Other Ben CAPX	UZ	2000000214	9/30/2012	(40.75)
53481300	AWWSC Other Ben CAPX	UZ	2000000223	9/30/2012	(202.88)
53481300	AWWSC Other Ben CAPX	UZ	2000000213	9/30/2012	(470.00)
53481300	AWWSC Other Ben CAPX	UZ	2000000227	9/30/2012	(86.96)
53481300	AWWSC Other Ben CAPX	UZ	2000000214	9/30/2012	1.18
53481300	AWWSC Other Ben CAPX	UZ	2000000214	9/30/2012	(468.82)
53481300	AWWSC Other Ben CAPX	UZ	2000000225	9/30/2012	(86.96)
53481300	AWWSC Other Ben CAPX	UZ	2000000214	9/30/2012	(11.30)
53481300	AWWSC Other Ben CAPX	UZ	2000000223	9/30/2012	(115.93)
53481300	AWWSC Other Ben CAPX	UZ	2000000213	9/30/2012	(11.30)
53481300	AWWSC Other Ben CAPX	UZ	2000000225	9/30/2012	(115.93)
53481300	AWWSC Other Ben CAPX	UZ	2000000213	9/30/2012	(25.09)
53481300	AWWSC Other Ben CAPX	UZ	2000000214	9/30/2012	1.35
53481300	AWWSC Other Ben CAPX	UZ	2000000225	9/30/2012	(144.91)
53481300	AWWSC Other Ben CAPX	UZ	2000000213	9/30/2012	(24.61)
53481300	AWWSC Other Ben CAPX	UZ	2000000214	9/30/2012	1.61
53481300	AWWSC Other Ben CAPX	UZ	2000000223	9/30/2012	(144.91)
53481300	AWWSC Other Ben CAPX	UZ	2000000213	9/30/2012	(8,333.01)
53481300	AWWSC Other Ben CAPX	UZ	2000000225	9/30/2012	(1,623.04)
53481300	AWWSC Other Ben CAPX	UZ	2000000214	9/30/2012	(5,107.92)
53481300	AWWSC Other Ben CAPX	UZ	2000000223	9/30/2012	(927.46)
53481300	AWWSC Other Ben CAPX	UZ	2000000213	9/30/2012	(31.09)
53481300	AWWSC Other Ben CAPX	UZ	2000000225	9/30/2012	(173.90)
53481300	AWWSC Other Ben CAPX	UZ	2000000214	9/30/2012	(45.33)
53481300	AWWSC Other Ben CAPX	UZ	2000000214	9/30/2012	25.34
53481300	AWWSC Other Ben CAPX	UZ	2000000225	9/30/2012	(144.91)
53481300	AWWSC Other Ben CAPX	UZ	2000000213	9/30/2012	(1,495.01)
53481300	AWWSC Other Ben CAPX	UZ	2000000214	9/30/2012	(1,825.47)
53481300	AWWSC Other Ben CAPX	UZ	2000000214	9/30/2012	(11.56)
53481300	AWWSC Other Ben CAPX	UZ	2000000223	9/30/2012	(86.96)
53481300	AWWSC Other Ben CAPX	UZ	2000000214	9/30/2012	(25.86)
53481300	AWWSC Other Ben CAPX	UZ	2000000223	9/30/2012	(173.90)
53481300	AWWSC Other Ben CAPX	UZ	2000000213	9/30/2012	(7.50)
53481300	AWWSC Other Ben CAPX	UZ	2000000227	9/30/2012	(115.93)
53481300	AWWSC Other Ben CAPX	UZ	2000000214	9/30/2012	(314.10)
53481300	AWWSC Other Ben CAPX	UZ	2000000225	9/30/2012	(57.96)

Kentucky American Water Company  
Case No. 2012-00520  
Response to PSC DR1, Item 31

Account	Description	Doc Type	Document Number	Posting Date	Amount
53481300	AWWSC Other Ben CAPX	UZ	2000000214	9/30/2012	(12.19)
53481300	AWWSC Other Ben CAPX	UZ	2000000227	9/30/2012	(115.93)
53481300	AWWSC Other Ben CAPX	UZ	2000000214	9/30/2012	(12.16)
53481300	AWWSC Other Ben CAPX	UZ	2000000223	9/30/2012	(115.93)
53481300	AWWSC Other Ben CAPX	UZ	2000000214	9/30/2012	(12.19)
53481300	AWWSC Other Ben CAPX	UZ	2000000225	9/30/2012	(115.93)
53481300	AWWSC Other Ben CAPX	UZ	2000000213	9/30/2012	(2,954.64)
53481300	AWWSC Other Ben CAPX	UZ	2000000225	9/30/2012	(434.74)
53481300	AWWSC Other Ben CAPX	UZ	2000000216	9/30/2012	(6,820.95)
53481300	AWWSC Other Ben CAPX	UZ	2000000223	9/30/2012	(347.79)
53481300	AWWSC Other Ben CAPX	UZ	2000000213	9/30/2012	(8,087.35)
53481300	AWWSC Other Ben CAPX	UZ	2000000225	9/30/2012	(956.43)
53481300	AWWSC Other Ben CAPX	UZ	2000000213	9/30/2012	(19.01)
53481300	AWWSC Other Ben CAPX	UZ	2000000225	9/30/2012	(144.91)
53481300	AWWSC Other Ben CAPX	UZ	2000000214	9/30/2012	(17.32)
53481300	AWWSC Other Ben CAPX	UZ	2000000222	9/30/2012	(144.91)
53481300	AWWSC Other Ben CAPX	UZ	2000000214	9/30/2012	(2.21)
53481300	AWWSC Other Ben CAPX	UZ	2000000227	9/30/2012	(57.96)
53481300	AWWSC Other Ben CAPX	UZ	2000000214	9/30/2012	(3,833.33)
53481300	AWWSC Other Ben CAPX	UZ	2000000227	9/30/2012	(28.99)
53481300	AWWSC Other Ben CAPX	UZ	2000000214	9/30/2012	(1,462.83)
53481300	AWWSC Other Ben CAPX	UZ	2000000227	9/30/2012	(144.91)
53481300	AWWSC Other Ben CAPX	UZ	2000000214	9/30/2012	(4,138.29)
53481300	AWWSC Other Ben CAPX	UZ	2000000227	9/30/2012	(57.96)
53481300	AWWSC Other Ben CAPX	UZ	2000000216	9/30/2012	(24.51)
53481300	AWWSC Other Ben CAPX	UZ	2000000223	9/30/2012	(173.90)
53481300	AWWSC Other Ben CAPX	UZ	2000000214	9/30/2012	(1,593.04)
53481300	AWWSC Other Ben CAPX	UZ	2000000223	9/30/2012	(57.96)
53481300	AWWSC Other Ben CAPX	UZ	2000000214	9/30/2012	(1,599.77)
53481300	AWWSC Other Ben CAPX	UZ	2000000223	9/30/2012	(115.93)
53481300	AWWSC Other Ben CAPX	UZ	2000000213	9/30/2012	(1,596.24)
53481300	AWWSC Other Ben CAPX	UZ	2000000223	9/30/2012	(57.96)
53481300	AWWSC Other Ben CAPX	UZ	2000000213	9/30/2012	(7.80)
53481300	AWWSC Other Ben CAPX	UZ	2000000225	9/30/2012	(57.96)
53481300	AWWSC Other Ben CAPX	UZ	2000000214	9/30/2012	(9.47)
53481300	AWWSC Other Ben CAPX	UZ	2000000227	9/30/2012	(173.90)
53481300	AWWSC Other Ben CAPX	UZ	2000000214	9/30/2012	0.28
53481300	AWWSC Other Ben CAPX	UZ	2000000213	9/30/2012	13.06
53481300	AWWSC Other Ben CAPX	UZ	2000000213	9/30/2012	2.17
53481300	AWWSC Other Ben CAPX	UZ	2000000214	9/30/2012	(2,632.94)
53481300	AWWSC Other Ben CAPX	UZ	2000000223	9/30/2012	(28.99)
53481300	AWWSC Other Ben CAPX	UZ	2000000214	9/30/2012	(314.09)
53481300	AWWSC Other Ben CAPX	UZ	2000000223	9/30/2012	(57.96)
53481300	AWWSC Other Ben CAPX	UZ	2000000213	9/30/2012	(24.14)
53481300	AWWSC Other Ben CAPX	UZ	2000000225	9/30/2012	(173.90)
53481300	AWWSC Other Ben CAPX	UZ	2000000213	9/30/2012	(7.44)
53481300	AWWSC Other Ben CAPX	UZ	2000000225	9/30/2012	(115.93)
53481300	AWWSC Other Ben CAPX	UZ	2000000214	9/30/2012	(3.88)
53481300	AWWSC Other Ben CAPX	UZ	2000000223	9/30/2012	(1.81)
53481300	AWWSC Other Ben CAPX	UZ	2000000225	9/30/2012	0.01
53481300	AWWSC Other Ben CAPX	UZ	2000000214	9/30/2012	(3.89)
53481300	AWWSC Other Ben CAPX	UZ	2000000225	9/30/2012	0.01
53481300	AWWSC Other Ben CAPX	UZ	2000000227	9/30/2012	(1.81)
53481300	AWWSC Other Ben CAPX	UZ	2000000213	9/30/2012	(22.58)
53481300	AWWSC Other Ben CAPX	UZ	2000000213	9/30/2012	6.75
53481300	AWWSC Other Ben CAPX	UZ	2000000223	9/30/2012	(2.49)
53481300	AWWSC Other Ben CAPX	UZ	2000000223	9/30/2012	0.01
53481300	AWWSC Other Ben CAPX	UZ	2000000213	9/30/2012	(15.54)
53481300	AWWSC Other Ben CAPX	UZ	2000000225	9/30/2012	(2.06)
53481300	AWWSC Other Ben CAPX	UZ	2000000225	9/30/2012	0.01
53481300	AWWSC Other Ben CAPX	UZ	2000000214	9/30/2012	3.01
53481300	AWWSC Other Ben CAPX	UZ	2000000214	9/30/2012	(11.53)
53481300	AWWSC Other Ben CAPX	UZ	2000000223	9/30/2012	(1.14)
53481300	AWWSC Other Ben CAPX	UZ	2000000214	9/30/2012	(25.65)
53481300	AWWSC Other Ben CAPX	UZ	2000000225	9/30/2012	0.01
53481300	AWWSC Other Ben CAPX	UZ	2000000225	9/30/2012	(3.17)
53481300	AWWSC Other Ben CAPX	UZ	2000000213	9/30/2012	(12.86)
53481300	AWWSC Other Ben CAPX	UZ	2000000213	9/30/2012	1.10
53481300	AWWSC Other Ben CAPX	UZ	2000000223	9/30/2012	(2.73)
53481300	AWWSC Other Ben CAPX	UZ	2000000225	9/30/2012	0.01
53481400	AWWSC Cont Svcs CAPX	CF	9300001861	9/30/2012	5.31
53481400	AWWSC Cont Svcs CAPX	CF	9300001869	9/30/2012	31,993.01
53481400	AWWSC Cont Svcs CAPX	CF	9300001893	9/30/2012	459.58
53481400	AWWSC Cont Svcs CAPX	CF	9300001894	9/30/2012	598.23
53481400	AWWSC Cont Svcs CAPX	CF	9300001898	9/30/2012	437.69
53481400	AWWSC Cont Svcs CAPX	CF	9300001902	9/30/2012	(1,473.50)
53481400	AWWSC Cont Svcs CAPX	CF	9300001904	9/30/2012	16.35



Kentucky American Water Company  
Case No. 2012-00520  
Response to PSC DR1, Item 31

Account	Description	Doc Type	Document Number	Posting Date	Amount
53481400	AWWSC Cont Svcs CAPX	CF	9300001912	9/30/2012	(0.35)
53481400	AWWSC Cont Svcs CAPX	CF	9300001914	9/30/2012	(0.35)
53481400	AWWSC Cont Svcs CAPX	CF	9300001916	9/30/2012	(0.35)
53481400	AWWSC Cont Svcs CAPX	CF	9300001918	9/30/2012	(280.35)
53481400	AWWSC Cont Svcs CAPX	CF	9300001920	9/30/2012	48.79
53481400	AWWSC Cont Svcs CAPX	CF	9300001922	9/30/2012	589.10
53481400	AWWSC Cont Svcs CAPX	CF	9300001924	9/30/2012	589.10
53481400	AWWSC Cont Svcs CAPX	CF	9300001926	9/30/2012	589.10
53481400	AWWSC Cont Svcs CAPX	CF	9300001934	9/30/2012	(5,250.22)
53481400	AWWSC Cont Svcs CAPX	CF	9300001936	9/30/2012	(1,988.33)
53481400	AWWSC Cont Svcs CAPX	CF	9300001938	9/30/2012	(4,253.49)
53481400	AWWSC Cont Svcs CAPX	CF	9300001940	9/30/2012	212.08
53481400	AWWSC Cont Svcs CAPX	CF	9300001942	9/30/2012	212.08
53481400	AWWSC Cont Svcs CAPX	CF	9300001944	9/30/2012	212.08
53481400	AWWSC Cont Svcs CAPX	CF	9300001946	9/30/2012	(184.59)
53481400	AWWSC Cont Svcs CAPX	CF	9300001948	9/30/2012	(184.59)
53481400	AWWSC Cont Svcs CAPX	CF	9300001950	9/30/2012	448.35
53481400	AWWSC Cont Svcs CAPX	CF	9300001952	9/30/2012	448.35
53481400	AWWSC Cont Svcs CAPX	CF	9300001954	9/30/2012	448.35
53481400	AWWSC Cont Svcs CAPX	CF	9300001956	9/30/2012	3,910.00
53481400	AWWSC Cont Svcs CAPX	CF	9300001969	9/30/2012	6.21
53481400	AWWSC Cont Svcs CAPX	CF	9300001971	9/30/2012	6.21
53481400	AWWSC Cont Svcs CAPX	CF	9300001982	9/30/2012	4.14
53481400	AWWSC Cont Svcs CAPX	CF	9300001984	9/30/2012	4.14
53481400	AWWSC Cont Svcs CAPX	CF	9300001986	9/30/2012	4.14
53481400	AWWSC Cont Svcs CAPX	CF	9300001992	9/30/2012	293.25
53481400	AWWSC Cont Svcs CAPX	CF	9300001994	9/30/2012	(469.20)
53481400	AWWSC Cont Svcs CAPX	CF	9300002018	9/30/2012	427.52
53481400	AWWSC Cont Svcs CAPX	CF	9300002020	9/30/2012	1,626.26
53481400	AWWSC Cont Svcs CAPX	CF	9300002022	9/30/2012	1,553.12
53481400	AWWSC Cont Svcs CAPX	CF	9300002023	9/30/2012	147.80
53481400	AWWSC Cont Svcs CAPX	CF	9300002026	9/30/2012	4,072.22
53481400	AWWSC Cont Svcs CAPX	CF	9300002027	9/30/2012	147.84
53481400	AWWSC Cont Svcs CAPX	CF	9300002028	9/30/2012	2,503.26
53481400	AWWSC Cont Svcs CAPX	CF	9300002029	9/30/2012	3,096.98
53481400	AWWSC Cont Svcs CAPX	CF	9300002031	9/30/2012	152.69
53481400	AWWSC Cont Svcs CAPX	CF	9300002032	9/30/2012	(498.80)
53481400	AWWSC Cont Svcs CAPX	CF	9300002033	9/30/2012	2,504.51
53481400	AWWSC Cont Svcs CAPX	CF	9300002034	9/30/2012	1,702.87
53481400	AWWSC Cont Svcs CAPX	CF	9300002044	9/30/2012	3,400.24
53481400	AWWSC Cont Svcs CAPX	CF	9300002048	9/30/2012	3,904.33
53481400	AWWSC Cont Svcs CAPX	CF	9300002049	9/30/2012	11,027.95
53481400	AWWSC Cont Svcs CAPX	CF	9300002055	9/30/2012	11,719.79
53481400	AWWSC Cont Svcs CAPX	CF	9300002060	9/30/2012	649.72
53481400	AWWSC Cont Svcs CAPX	CF	9300002062	9/30/2012	649.72
53481400	AWWSC Cont Svcs CAPX	CF	9300002064	9/30/2012	2,215.02
53481400	AWWSC Cont Svcs CAPX	CF	9300002067	9/30/2012	1,661.24
53481400	AWWSC Cont Svcs CAPX	CF	9300002069	9/30/2012	722.02
53481400	AWWSC Cont Svcs CAPX	CF	9300002074	9/30/2012	1,978.96
53481400	AWWSC Cont Svcs CAPX	CF	9300002076	9/30/2012	1,193.23
53481400	AWWSC Cont Svcs CAPX	CF	9300002078	9/30/2012	4,813.68
53481400	AWWSC Cont Svcs CAPX	CF	9300002080	9/30/2012	(3,468.64)
53481400	AWWSC Cont Svcs CAPX	CF	9300002087	9/30/2012	1,981.02
53481400	AWWSC Cont Svcs CAPX	CF	9300002092	9/30/2012	328.00
53481400	AWWSC Cont Svcs CAPX	CF	9300002097	9/30/2012	370.98
53481400	AWWSC Cont Svcs CAPX	CF	9300002100	9/30/2012	370.98
53481400	AWWSC Cont Svcs CAPX	CF	9300002103	9/30/2012	261.32
53481400	AWWSC Cont Svcs CAPX	CF	9300002112	9/30/2012	646.91
53481400	AWWSC Cont Svcs CAPX	CF	9300002113	9/30/2012	(14.21)
53481400	AWWSC Cont Svcs CAPX	CF	9300002116	9/30/2012	1,033.76
53481400	AWWSC Cont Svcs CAPX	CF	9300002120	9/30/2012	1,033.80
53481400	AWWSC Cont Svcs CAPX	CF	9300002123	9/30/2012	34.22
53481400	AWWSC Cont Svcs CAPX	CF	9300002125	9/30/2012	62.65
53481400	AWWSC Cont Svcs CAPX	CF	9300002127	9/30/2012	34.22
53481400	AWWSC Cont Svcs CAPX	CF	9300002129	9/30/2012	361.34
53481400	AWWSC Cont Svcs CAPX	CF	9300002131	9/30/2012	361.34
53481400	AWWSC Cont Svcs CAPX	CF	9300002133	9/30/2012	361.34
53481400	AWWSC Cont Svcs CAPX	CF	9300002135	9/30/2012	53.40
53481400	AWWSC Cont Svcs CAPX	CF	9300002137	9/30/2012	76.71
53481400	AWWSC Cont Svcs CAPX	CF	9300002141	9/30/2012	(158.36)
53481400	AWWSC Cont Svcs CAPX	CF	9300002142	9/30/2012	(4,622.52)
53481400	AWWSC Cont Svcs CAPX	CF	9300002146	9/30/2012	(413.08)
53481400	AWWSC Cont Svcs CAPX	CF	9300002152	9/30/2012	(354.73)
53481400	AWWSC Cont Svcs CAPX	CF	9300002162	9/30/2012	1,624.12
53481400	AWWSC Cont Svcs CAPX	CF	9300002180	9/30/2012	(415.28)
53481400	AWWSC Cont Svcs CAPX	CF	9300002188	9/30/2012	(7,303.25)
53481400	AWWSC Cont Svcs CAPX	CF	9300002190	9/30/2012	878.20

Kentucky American Water Company  
Case No. 2012-00520  
Response to PSC DR1, Item 31

Account	Description	Doc Type	Document Number	Posting Date	Amount
53481400	AWWSC Cont Svcs CAPX	CF	9300002192	9/30/2012	(8,314.86)
53481400	AWWSC Cont Svcs CAPX	CF	9300002195	9/30/2012	878.20
53481400	AWWSC Cont Svcs CAPX	CF	9300002199	9/30/2012	(878.20)
53481400	AWWSC Cont Svcs CAPX	CF	9300002203	9/30/2012	(878.20)
53481400	AWWSC Cont Svcs CAPX	CF	9300002205	9/30/2012	(878.20)
53481400	AWWSC Cont Svcs CAPX	CF	9300002207	9/30/2012	(878.20)
53481400	AWWSC Cont Svcs CAPX	CF	9300002209	9/30/2012	5,898.24
53481400	AWWSC Cont Svcs CAPX	CF	9300002211	9/30/2012	5,898.24
53481400	AWWSC Cont Svcs CAPX	CF	9300002213	9/30/2012	5,898.22
53481400	AWWSC Cont Svcs CAPX	CF	9300002215	9/30/2012	(878.20)
53481400	AWWSC Cont Svcs CAPX	CF	9300002217	9/30/2012	878.20
53481400	AWWSC Cont Svcs CAPX	CF	9300002220	9/30/2012	878.20
53481400	AWWSC Cont Svcs CAPX	CF	9300002222	9/30/2012	878.20
53481400	AWWSC Cont Svcs CAPX	CF	9300002228	9/30/2012	1,312.52
53481400	AWWSC Cont Svcs CAPX	CF	9300002229	9/30/2012	4,458.68
53481400	AWWSC Cont Svcs CAPX	CF	9300002230	9/30/2012	200.39
53481400	AWWSC Cont Svcs CAPX	CF	9300002233	9/30/2012	1,312.48
53481400	AWWSC Cont Svcs CAPX	CF	9300002234	9/30/2012	4,983.81
53481400	AWWSC Cont Svcs CAPX	CF	9300002235	9/30/2012	200.39
53481400	AWWSC Cont Svcs CAPX	CF	9300002239	9/30/2012	1,312.63
53481400	AWWSC Cont Svcs CAPX	CF	9300002240	9/30/2012	16,846.14
53481400	AWWSC Cont Svcs CAPX	CF	9300002241	9/30/2012	200.39
53481400	AWWSC Cont Svcs CAPX	CF	9300002244	9/30/2012	1,312.59
53481400	AWWSC Cont Svcs CAPX	CF	9300002245	9/30/2012	3,319.02
53481400	AWWSC Cont Svcs CAPX	CF	9300002246	9/30/2012	200.39
53481400	AWWSC Cont Svcs CAPX	CF	9300002251	9/30/2012	19,312.76
53481400	AWWSC Cont Svcs CAPX	CF	9300002252	9/30/2012	1,312.56
53481400	AWWSC Cont Svcs CAPX	CF	9300002253	9/30/2012	200.39
53481400	AWWSC Cont Svcs CAPX	CF	9300002259	9/30/2012	(184.59)
53481400	AWWSC Cont Svcs CAPX	CF	9300002591	9/30/2012	0.04
53481400	AWWSC Cont Svcs CAPX	CF	9300002600	9/30/2012	0.01
53481400	AWWSC Cont Svcs CAPX	CF	9300002603	9/30/2012	0.04
53481400	AWWSC Cont Svcs CAPX	CF	9300002603	9/30/2012	0.01
53481400	AWWSC Cont Svcs CAPX	CF	9300002648	9/30/2012	145.87
53481400	AWWSC Cont Svcs CAPX	CF	9300002649	9/30/2012	418.64
53481400	AWWSC Cont Svcs CAPX	UT	9300002544	9/30/2012	(31,998.32)
53481400	AWWSC Cont Svcs CAPX	UZ	2000000213	9/30/2012	(5,898.22)
53481400	AWWSC Cont Svcs CAPX	UZ	2000000213	9/30/2012	(5,898.24)
53481400	AWWSC Cont Svcs CAPX	UZ	2000000223	9/30/2012	(1.47)
53481400	AWWSC Cont Svcs CAPX	UZ	2000000214	9/30/2012	(878.20)
53481400	AWWSC Cont Svcs CAPX	UZ	2000000227	9/30/2012	(4.42)
53481400	AWWSC Cont Svcs CAPX	UZ	2000000216	9/30/2012	(5,898.24)
53481400	AWWSC Cont Svcs CAPX	UZ	2000000225	9/30/2012	(1.47)
53481400	AWWSC Cont Svcs CAPX	UZ	2000000213	9/30/2012	878.20
53481400	AWWSC Cont Svcs CAPX	UZ	2000000225	9/30/2012	(1.47)
53481400	AWWSC Cont Svcs CAPX	UZ	2000000214	9/30/2012	878.20
53481400	AWWSC Cont Svcs CAPX	UZ	2000000222	9/30/2012	(1.47)
53481400	AWWSC Cont Svcs CAPX	UZ	2000000214	9/30/2012	878.20
53481400	AWWSC Cont Svcs CAPX	UZ	2000000225	9/30/2012	(2.95)
53481400	AWWSC Cont Svcs CAPX	UZ	2000000216	9/30/2012	(878.20)
53481400	AWWSC Cont Svcs CAPX	UZ	2000000225	9/30/2012	(4.42)
53481400	AWWSC Cont Svcs CAPX	UZ	2000000214	9/30/2012	(878.20)
53481400	AWWSC Cont Svcs CAPX	UZ	2000000225	9/30/2012	(2.95)
53481400	AWWSC Cont Svcs CAPX	UZ	2000000213	9/30/2012	(878.20)
53481400	AWWSC Cont Svcs CAPX	UZ	2000000225	9/30/2012	(10.32)
53481400	AWWSC Cont Svcs CAPX	UZ	2000000214	9/30/2012	(878.20)
53481400	AWWSC Cont Svcs CAPX	UZ	2000000223	9/30/2012	(17.69)
53481400	AWWSC Cont Svcs CAPX	UZ	2000000214	9/30/2012	878.20
53481400	AWWSC Cont Svcs CAPX	UZ	2000000223	9/30/2012	(5.90)
53481400	AWWSC Cont Svcs CAPX	UZ	2000000214	9/30/2012	8,314.86
53481400	AWWSC Cont Svcs CAPX	UZ	2000000214	9/30/2012	7,303.25
53481400	AWWSC Cont Svcs CAPX	UZ	2000000214	9/30/2012	878.20
53481400	AWWSC Cont Svcs CAPX	UZ	2000000225	9/30/2012	(11.79)
53481400	AWWSC Cont Svcs CAPX	UZ	2000000223	9/30/2012	(4.42)
53481400	AWWSC Cont Svcs CAPX	UZ	2000000214	9/30/2012	415.28
53481400	AWWSC Cont Svcs CAPX	UZ	2000000225	9/30/2012	(4.46)
53481400	AWWSC Cont Svcs CAPX	UZ	2000000223	9/30/2012	(2.95)
53481400	AWWSC Cont Svcs CAPX	UZ	2000000225	9/30/2012	(2.95)
53481400	AWWSC Cont Svcs CAPX	UZ	2000000225	9/30/2012	(4.42)
53481400	AWWSC Cont Svcs CAPX	UZ	2000000213	9/30/2012	(1,624.12)
53481400	AWWSC Cont Svcs CAPX	UZ	2000000223	9/30/2012	(1.47)
53481400	AWWSC Cont Svcs CAPX	UZ	2000000213	9/30/2012	469.20
53481400	AWWSC Cont Svcs CAPX	UZ	2000000213	9/30/2012	(293.25)
53481400	AWWSC Cont Svcs CAPX	UZ	2000000222	9/30/2012	(4.42)
53481400	AWWSC Cont Svcs CAPX	UZ	2000000223	9/30/2012	(1.47)
53481400	AWWSC Cont Svcs CAPX	UZ	2000000223	9/30/2012	(1.47)
53481400	AWWSC Cont Svcs CAPX	UZ	2000000223	9/30/2012	(1.47)

Kentucky American Water Company  
Case No. 2012-00520  
Response to PSC DR1, Item 31

Account	Description	Doc Type	Document Number	Posting Date	Amount
53481400	AWWSC Cont Svcs CAPX	UZ	2000000214	9/30/2012	413.08
53481400	AWWSC Cont Svcs CAPX	UZ	2000000227	9/30/2012	(2.95)
53481400	AWWSC Cont Svcs CAPX	UZ	2000000213	9/30/2012	354.73
53481400	AWWSC Cont Svcs CAPX	UZ	2000000214	9/30/2012	4,780.88
53481400	AWWSC Cont Svcs CAPX	UZ	2000000225	9/30/2012	(1.47)
53481400	AWWSC Cont Svcs CAPX	UZ	2000000216	9/30/2012	(76.71)
53481400	AWWSC Cont Svcs CAPX	UZ	2000000225	9/30/2012	(1.47)
53481400	AWWSC Cont Svcs CAPX	UZ	2000000213	9/30/2012	(53.40)
53481400	AWWSC Cont Svcs CAPX	UZ	2000000223	9/30/2012	(1.47)
53481400	AWWSC Cont Svcs CAPX	UZ	2000000214	9/30/2012	(361.34)
53481400	AWWSC Cont Svcs CAPX	UZ	2000000214	9/30/2012	(361.34)
53481400	AWWSC Cont Svcs CAPX	UZ	2000000213	9/30/2012	(361.34)
53481400	AWWSC Cont Svcs CAPX	UZ	2000000214	9/30/2012	(34.22)
53481400	AWWSC Cont Svcs CAPX	UZ	2000000213	9/30/2012	(34.22)
53481400	AWWSC Cont Svcs CAPX	UZ	2000000213	9/30/2012	(62.65)
53481400	AWWSC Cont Svcs CAPX	UZ	2000000214	9/30/2012	(1,033.80)
53481400	AWWSC Cont Svcs CAPX	UZ	2000000213	9/30/2012	(1,033.76)
53481400	AWWSC Cont Svcs CAPX	UZ	2000000213	9/30/2012	14.21
53481400	AWWSC Cont Svcs CAPX	UZ	2000000213	9/30/2012	(646.91)
53481400	AWWSC Cont Svcs CAPX	UZ	2000000227	9/30/2012	(1.47)
53481400	AWWSC Cont Svcs CAPX	UZ	2000000214	9/30/2012	(261.32)
53481400	AWWSC Cont Svcs CAPX	UZ	2000000223	9/30/2012	(16.21)
53481400	AWWSC Cont Svcs CAPX	UZ	2000000214	9/30/2012	(370.98)
53481400	AWWSC Cont Svcs CAPX	UZ	2000000225	9/30/2012	(8.84)
53481400	AWWSC Cont Svcs CAPX	UZ	2000000214	9/30/2012	(370.98)
53481400	AWWSC Cont Svcs CAPX	UZ	2000000223	9/30/2012	(4.42)
53481400	AWWSC Cont Svcs CAPX	UZ	2000000213	9/30/2012	(328.00)
53481400	AWWSC Cont Svcs CAPX	UZ	2000000227	9/30/2012	(2.95)
53481400	AWWSC Cont Svcs CAPX	UZ	2000000213	9/30/2012	(1,981.02)
53481400	AWWSC Cont Svcs CAPX	UZ	2000000225	9/30/2012	(5.90)
53481400	AWWSC Cont Svcs CAPX	UZ	2000000214	9/30/2012	3,468.64
53481400	AWWSC Cont Svcs CAPX	UZ	2000000223	9/30/2012	(1.47)
53481400	AWWSC Cont Svcs CAPX	UZ	2000000214	9/30/2012	(4,813.68)
53481400	AWWSC Cont Svcs CAPX	UZ	2000000225	9/30/2012	(1.47)
53481400	AWWSC Cont Svcs CAPX	UZ	2000000214	9/30/2012	(1,193.23)
53481400	AWWSC Cont Svcs CAPX	UZ	2000000222	9/30/2012	(1.47)
53481400	AWWSC Cont Svcs CAPX	UZ	2000000214	9/30/2012	(1,978.96)
53481400	AWWSC Cont Svcs CAPX	UZ	2000000223	9/30/2012	(5.90)
53481400	AWWSC Cont Svcs CAPX	UZ	2000000225	9/30/2012	(10.38)
53481400	AWWSC Cont Svcs CAPX	UZ	2000000213	9/30/2012	(722.02)
53481400	AWWSC Cont Svcs CAPX	UZ	2000000225	9/30/2012	(10.32)
53481400	AWWSC Cont Svcs CAPX	UZ	2000000213	9/30/2012	(1,661.24)
53481400	AWWSC Cont Svcs CAPX	UZ	2000000223	9/30/2012	(4.42)
53481400	AWWSC Cont Svcs CAPX	UZ	2000000213	9/30/2012	(2,215.02)
53481400	AWWSC Cont Svcs CAPX	UZ	2000000223	9/30/2012	(4.42)
53481400	AWWSC Cont Svcs CAPX	UZ	2000000213	9/30/2012	(649.72)
53481400	AWWSC Cont Svcs CAPX	UZ	2000000227	9/30/2012	(5.90)
53481400	AWWSC Cont Svcs CAPX	UZ	2000000213	9/30/2012	(649.72)
53481400	AWWSC Cont Svcs CAPX	UZ	2000000225	9/30/2012	(5.90)
53481400	AWWSC Cont Svcs CAPX	UZ	2000000214	9/30/2012	(11,719.79)
53481400	AWWSC Cont Svcs CAPX	UZ	2000000225	9/30/2012	(7.37)
53481400	AWWSC Cont Svcs CAPX	UZ	2000000213	9/30/2012	(11,027.95)
53481400	AWWSC Cont Svcs CAPX	UZ	2000000223	9/30/2012	(7.37)
53481400	AWWSC Cont Svcs CAPX	UZ	2000000216	9/30/2012	(3,904.33)
53481400	AWWSC Cont Svcs CAPX	UZ	2000000223	9/30/2012	(82.55)
53481400	AWWSC Cont Svcs CAPX	UZ	2000000213	9/30/2012	(3,400.24)
53481400	AWWSC Cont Svcs CAPX	UZ	2000000223	9/30/2012	(47.17)
53481400	AWWSC Cont Svcs CAPX	UZ	2000000225	9/30/2012	(8.84)
53481400	AWWSC Cont Svcs CAPX	UZ	2000000214	9/30/2012	(4.14)
53481400	AWWSC Cont Svcs CAPX	UZ	2000000213	9/30/2012	(4.14)
53481400	AWWSC Cont Svcs CAPX	UZ	2000000213	9/30/2012	(4.14)
53481400	AWWSC Cont Svcs CAPX	UZ	2000000223	9/30/2012	(7.37)
53481400	AWWSC Cont Svcs CAPX	UZ	2000000215	9/30/2012	(6.21)
53481400	AWWSC Cont Svcs CAPX	UZ	2000000214	9/30/2012	(6.21)
53481400	AWWSC Cont Svcs CAPX	UZ	2000000216	9/30/2012	(3,910.00)
53481400	AWWSC Cont Svcs CAPX	UZ	2000000223	9/30/2012	(4.42)
53481400	AWWSC Cont Svcs CAPX	UZ	2000000213	9/30/2012	(589.10)
53481400	AWWSC Cont Svcs CAPX	UZ	2000000223	9/30/2012	(8.84)
53481400	AWWSC Cont Svcs CAPX	UZ	2000000213	9/30/2012	(459.58)
53481400	AWWSC Cont Svcs CAPX	UZ	2000000214	9/30/2012	(437.69)
53481400	AWWSC Cont Svcs CAPX	UZ	2000000225	9/30/2012	(5.90)
53481400	AWWSC Cont Svcs CAPX	UZ	2000000213	9/30/2012	184.59
53481400	AWWSC Cont Svcs CAPX	UZ	2000000223	9/30/2012	(2.95)
53481400	AWWSC Cont Svcs CAPX	UZ	2000000214	9/30/2012	(212.08)
53481400	AWWSC Cont Svcs CAPX	UZ	2000000223	9/30/2012	(5.90)
53481400	AWWSC Cont Svcs CAPX	UZ	2000000214	9/30/2012	(212.08)
53481400	AWWSC Cont Svcs CAPX	UZ	2000000223	9/30/2012	(5.90)

Kentucky American Water Company  
Case No. 2012-00520  
Response to PSC DR1, Item 31

Account	Description	Doc Type	Document Number	Posting Date	Amount
53481400	AWWSC Cont Svcs CAPX	UZ	2000000213	9/30/2012	(212.08)
53481400	AWWSC Cont Svcs CAPX	UZ	2000000223	9/30/2012	(5.90)
53481400	AWWSC Cont Svcs CAPX	UZ	2000000213	9/30/2012	4,253.49
53481400	AWWSC Cont Svcs CAPX	UZ	2000000223	9/30/2012	(22.11)
53481400	AWWSC Cont Svcs CAPX	UZ	2000000214	9/30/2012	1,988.33
53481400	AWWSC Cont Svcs CAPX	UZ	2000000225	9/30/2012	(17.69)
53481400	AWWSC Cont Svcs CAPX	UZ	2000000213	9/30/2012	5,250.22
53481400	AWWSC Cont Svcs CAPX	UZ	2000000225	9/30/2012	(48.64)
53481400	AWWSC Cont Svcs CAPX	UZ	2000000225	9/30/2012	(7.37)
53481400	AWWSC Cont Svcs CAPX	UZ	2000000225	9/30/2012	(7.37)
53481400	AWWSC Cont Svcs CAPX	UZ	2000000222	9/30/2012	(2.95)
53481400	AWWSC Cont Svcs CAPX	UZ	2000000213	9/30/2012	(48.79)
53481400	AWWSC Cont Svcs CAPX	UZ	2000000213	9/30/2012	280.35
53481400	AWWSC Cont Svcs CAPX	UZ	2000000214	9/30/2012	0.35
53481400	AWWSC Cont Svcs CAPX	UZ	2000000227	9/30/2012	(1.47)
53481400	AWWSC Cont Svcs CAPX	UZ	2000000214	9/30/2012	0.35
53481400	AWWSC Cont Svcs CAPX	UZ	2000000225	9/30/2012	(7.37)
53481400	AWWSC Cont Svcs CAPX	UZ	2000000214	9/30/2012	0.35
53481400	AWWSC Cont Svcs CAPX	UZ	2000000225	9/30/2012	(2.95)
53481400	AWWSC Cont Svcs CAPX	UZ	2000000214	9/30/2012	(589.10)
53481400	AWWSC Cont Svcs CAPX	UZ	2000000223	9/30/2012	(8.84)
53481400	AWWSC Cont Svcs CAPX	UZ	2000000227	9/30/2012	(2.95)
53481400	AWWSC Cont Svcs CAPX	UZ	2000000223	9/30/2012	(5.90)
53481400	AWWSC Cont Svcs CAPX	UZ	2000000225	9/30/2012	(2.95)
53481400	AWWSC Cont Svcs CAPX	UZ	2000000213	9/30/2012	(16.35)
53481400	AWWSC Cont Svcs CAPX	UZ	2000000223	9/30/2012	(2.95)
53481400	AWWSC Cont Svcs CAPX	UZ	2000000213	9/30/2012	1,473.50
53481400	AWWSC Cont Svcs CAPX	UZ	2000000225	9/30/2012	(8.84)
53481400	AWWSC Cont Svcs CAPX	UZ	2000000213	9/30/2012	(448.35)
53481400	AWWSC Cont Svcs CAPX	UZ	2000000213	9/30/2012	(448.35)
53481400	AWWSC Cont Svcs CAPX	UZ	2000000213	9/30/2012	(448.35)
53481400	AWWSC Cont Svcs CAPX	UZ	2000000214	9/30/2012	184.59
53481400	AWWSC Cont Svcs CAPX	UZ	2000000223	9/30/2012	(1.47)
53481400	AWWSC Cont Svcs CAPX	UZ	2000000214	9/30/2012	184.59
53481400	AWWSC Cont Svcs CAPX	UZ	2000000225	9/30/2012	(2.95)
53481400	AWWSC Cont Svcs CAPX	UZ	2000000213	9/30/2012	(589.10)
53481400	AWWSC Cont Svcs CAPX	UZ	2000000225	9/30/2012	(8.84)
53481400	AWWSC Cont Svcs CAPX	UZ	2000000216	9/30/2012	(598.23)
53481400	AWWSC Cont Svcs CAPX	UZ	2000000225	9/30/2012	(5.90)
53481400	AWWSC Cont Svcs CAPX	UZ	2000000213	9/30/2012	(25,185.78)
53481400	AWWSC Cont Svcs CAPX	UZ	2000000214	9/30/2012	498.80
53481400	AWWSC Cont Svcs CAPX	UZ	2000000214	9/30/2012	(10,580.08)
53481400	AWWSC Cont Svcs CAPX	UZ	2000000213	9/30/2012	(22,579.18)
53481400	AWWSC Cont Svcs CAPX	UZ	2000000214	9/30/2012	(8,049.80)
53481400	AWWSC Cont Svcs CAPX	UZ	2000000216	9/30/2012	(8,025.37)
53481500	AWWSC Off Suppl CAPX	CF	9300001861	9/30/2012	14.70
53481500	AWWSC Off Suppl CAPX	CF	9300001862	9/30/2012	8.24
53481500	AWWSC Off Suppl CAPX	CF	9300001864	9/30/2012	14.21
53481500	AWWSC Off Suppl CAPX	CF	9300001895	9/30/2012	(18.41)
53481500	AWWSC Off Suppl CAPX	CF	9300001897	9/30/2012	(7.84)
53481500	AWWSC Off Suppl CAPX	CF	9300001899	9/30/2012	(14.75)
53481500	AWWSC Off Suppl CAPX	CF	9300001901	9/30/2012	(37.84)
53481500	AWWSC Off Suppl CAPX	CF	9300001903	9/30/2012	(186.14)
53481500	AWWSC Off Suppl CAPX	CF	9300001905	9/30/2012	(172.21)
53481500	AWWSC Off Suppl CAPX	CF	9300001907	9/30/2012	(6.22)
53481500	AWWSC Off Suppl CAPX	CF	9300001909	9/30/2012	(4.17)
53481500	AWWSC Off Suppl CAPX	CF	9300001911	9/30/2012	(5.56)
53481500	AWWSC Off Suppl CAPX	CF	9300001913	9/30/2012	(155.38)
53481500	AWWSC Off Suppl CAPX	CF	9300001915	9/30/2012	(164.87)
53481500	AWWSC Off Suppl CAPX	CF	9300001917	9/30/2012	(155.53)
53481500	AWWSC Off Suppl CAPX	CF	9300001919	9/30/2012	(8.97)
53481500	AWWSC Off Suppl CAPX	CF	9300001921	9/30/2012	(11.15)
53481500	AWWSC Off Suppl CAPX	CF	9300001923	9/30/2012	(115.69)
53481500	AWWSC Off Suppl CAPX	CF	9300001925	9/30/2012	(115.42)
53481500	AWWSC Off Suppl CAPX	CF	9300001927	9/30/2012	(115.79)
53481500	AWWSC Off Suppl CAPX	CF	9300001929	9/30/2012	(3.83)
53481500	AWWSC Off Suppl CAPX	CF	9300001931	9/30/2012	(10.41)
53481500	AWWSC Off Suppl CAPX	CF	9300001933	9/30/2012	(10.49)
53481500	AWWSC Off Suppl CAPX	CF	9300001935	9/30/2012	(517.81)
53481500	AWWSC Off Suppl CAPX	CF	9300001937	9/30/2012	(736.19)
53481500	AWWSC Off Suppl CAPX	CF	9300001939	9/30/2012	(551.76)
53481500	AWWSC Off Suppl CAPX	CF	9300001941	9/30/2012	(10.76)
53481500	AWWSC Off Suppl CAPX	CF	9300001943	9/30/2012	(10.47)
53481500	AWWSC Off Suppl CAPX	CF	9300001945	9/30/2012	(10.50)
53481500	AWWSC Off Suppl CAPX	CF	9300001947	9/30/2012	(91.85)
53481500	AWWSC Off Suppl CAPX	CF	9300001949	9/30/2012	(106.54)
53481500	AWWSC Off Suppl CAPX	CF	9300001951	9/30/2012	(57.15)

Kentucky American Water Company  
Case No. 2012-00520  
Response to PSC DR1, Item 31

Account	Description	Doc Type	Document Number	Posting Date	Amount
53481500	AWWSC Off Suppl CAPX	CF	9300001953	9/30/2012	(59.65)
53481500	AWWSC Off Suppl CAPX	CF	9300001955	9/30/2012	(53.72)
53481500	AWWSC Off Suppl CAPX	CF	9300001957	9/30/2012	(6.11)
53481500	AWWSC Off Suppl CAPX	CF	9300001959	9/30/2012	0.59
53481500	AWWSC Off Suppl CAPX	CF	9300001961	9/30/2012	0.59
53481500	AWWSC Off Suppl CAPX	CF	9300001963	9/30/2012	0.39
53481500	AWWSC Off Suppl CAPX	CF	9300001965	9/30/2012	0.39
53481500	AWWSC Off Suppl CAPX	CF	9300001967	9/30/2012	0.39
53481500	AWWSC Off Suppl CAPX	CF	9300001970	9/30/2012	(7.48)
53481500	AWWSC Off Suppl CAPX	CF	9300001972	9/30/2012	(7.48)
53481500	AWWSC Off Suppl CAPX	CF	9300001974	9/30/2012	(0.64)
53481500	AWWSC Off Suppl CAPX	CF	9300001975	9/30/2012	(1.78)
53481500	AWWSC Off Suppl CAPX	CF	9300001978	9/30/2012	(10.01)
53481500	AWWSC Off Suppl CAPX	CF	9300001979	9/30/2012	(0.31)
53481500	AWWSC Off Suppl CAPX	CF	9300001980	9/30/2012	(21.79)
53481500	AWWSC Off Suppl CAPX	CF	9300001981	9/30/2012	16.79
53481500	AWWSC Off Suppl CAPX	CF	9300001983	9/30/2012	(5.24)
53481500	AWWSC Off Suppl CAPX	CF	9300001985	9/30/2012	(4.99)
53481500	AWWSC Off Suppl CAPX	CF	9300001987	9/30/2012	(2.60)
53481500	AWWSC Off Suppl CAPX	CF	9300001988	9/30/2012	(0.64)
53481500	AWWSC Off Suppl CAPX	CF	9300001989	9/30/2012	(0.64)
53481500	AWWSC Off Suppl CAPX	CF	9300001990	9/30/2012	0.03
53481500	AWWSC Off Suppl CAPX	CF	9300001991	9/30/2012	(0.06)
53481500	AWWSC Off Suppl CAPX	CF	9300001993	9/30/2012	(2.52)
53481500	AWWSC Off Suppl CAPX	CF	9300001995	9/30/2012	(7.51)
53481500	AWWSC Off Suppl CAPX	CF	9300001996	9/30/2012	(0.04)
53481500	AWWSC Off Suppl CAPX	CF	9300001997	9/30/2012	(4.69)
53481500	AWWSC Off Suppl CAPX	CF	9300001998	9/30/2012	(11.13)
53481500	AWWSC Off Suppl CAPX	CF	9300001999	9/30/2012	(32.68)
53481500	AWWSC Off Suppl CAPX	CF	9300002000	9/30/2012	(21.78)
53481500	AWWSC Off Suppl CAPX	CF	9300002001	9/30/2012	(21.78)
53481500	AWWSC Off Suppl CAPX	CF	9300002002	9/30/2012	14.67
53481500	AWWSC Off Suppl CAPX	CF	9300002004	9/30/2012	74.01
53481500	AWWSC Off Suppl CAPX	CF	9300002007	9/30/2012	25.14
53481500	AWWSC Off Suppl CAPX	CF	9300002009	9/30/2012	28.87
53481500	AWWSC Off Suppl CAPX	CF	9300002012	9/30/2012	14.84
53481500	AWWSC Off Suppl CAPX	CF	9300002013	9/30/2012	(15.16)
53481500	AWWSC Off Suppl CAPX	CF	9300002014	9/30/2012	(15.16)
53481500	AWWSC Off Suppl CAPX	CF	9300002015	9/30/2012	(10.11)
53481500	AWWSC Off Suppl CAPX	CF	9300002016	9/30/2012	(10.11)
53481500	AWWSC Off Suppl CAPX	CF	9300002017	9/30/2012	(10.11)
53481500	AWWSC Off Suppl CAPX	CF	9300002018	9/30/2012	(35.01)
53481500	AWWSC Off Suppl CAPX	CF	9300002019	9/30/2012	1.88
53481500	AWWSC Off Suppl CAPX	CF	9300002021	9/30/2012	1.88
53481500	AWWSC Off Suppl CAPX	CF	9300002023	9/30/2012	(17.68)
53481500	AWWSC Off Suppl CAPX	CF	9300002024	9/30/2012	(100.38)
53481500	AWWSC Off Suppl CAPX	CF	9300002025	9/30/2012	8.99
53481500	AWWSC Off Suppl CAPX	CF	9300002026	9/30/2012	(168.83)
53481500	AWWSC Off Suppl CAPX	CF	9300002027	9/30/2012	(17.37)
53481500	AWWSC Off Suppl CAPX	CF	9300002028	9/30/2012	1.88
53481500	AWWSC Off Suppl CAPX	CF	9300002029	9/30/2012	(68.12)
53481500	AWWSC Off Suppl CAPX	CF	9300002030	9/30/2012	8.99
53481500	AWWSC Off Suppl CAPX	CF	9300002031	9/30/2012	(18.53)
53481500	AWWSC Off Suppl CAPX	CF	9300002032	9/30/2012	(61.13)
53481500	AWWSC Off Suppl CAPX	CF	9300002033	9/30/2012	1.88
53481500	AWWSC Off Suppl CAPX	CF	9300002034	9/30/2012	(91.21)
53481500	AWWSC Off Suppl CAPX	CF	9300002035	9/30/2012	(0.03)
53481500	AWWSC Off Suppl CAPX	CF	9300002036	9/30/2012	3.04
53481500	AWWSC Off Suppl CAPX	CF	9300002043	9/30/2012	(71.21)
53481500	AWWSC Off Suppl CAPX	CF	9300002046	9/30/2012	(346.41)
53481500	AWWSC Off Suppl CAPX	CF	9300002053	9/30/2012	(367.51)
53481500	AWWSC Off Suppl CAPX	CF	9300002058	9/30/2012	(552.87)
53481500	AWWSC Off Suppl CAPX	CF	9300002061	9/30/2012	(82.14)
53481500	AWWSC Off Suppl CAPX	CF	9300002063	9/30/2012	(95.33)
53481500	AWWSC Off Suppl CAPX	CF	9300002066	9/30/2012	(97.71)
53481500	AWWSC Off Suppl CAPX	CF	9300002068	9/30/2012	(398.04)
53481500	AWWSC Off Suppl CAPX	CF	9300002070	9/30/2012	(158.00)
53481500	AWWSC Off Suppl CAPX	CF	9300002073	9/30/2012	(95.06)
53481500	AWWSC Off Suppl CAPX	CF	9300002075	9/30/2012	(270.25)
53481500	AWWSC Off Suppl CAPX	CF	9300002077	9/30/2012	(328.14)
53481500	AWWSC Off Suppl CAPX	CF	9300002079	9/30/2012	(131.49)
53481500	AWWSC Off Suppl CAPX	CF	9300002081	9/30/2012	(97.94)
53481500	AWWSC Off Suppl CAPX	CF	9300002083	9/30/2012	(2.81)
53481500	AWWSC Off Suppl CAPX	CF	9300002084	9/30/2012	2.51
53481500	AWWSC Off Suppl CAPX	CF	9300002088	9/30/2012	(161.01)
53481500	AWWSC Off Suppl CAPX	CF	9300002090	9/30/2012	(43.24)
53481500	AWWSC Off Suppl CAPX	CF	9300002093	9/30/2012	(3.91)

Kentucky American Water Company  
Case No. 2012-00520  
Response to PSC DR1, Item 31

Account	Description	Doc Type	Document Number	Posting Date	Amount
53481500	AWWSC Off Suppl CAPX	CF	9300002095	9/30/2012	(45.85)
53481500	AWWSC Off Suppl CAPX	CF	9300002096	9/30/2012	(30.75)
53481500	AWWSC Off Suppl CAPX	CF	9300002098	9/30/2012	(231.05)
53481500	AWWSC Off Suppl CAPX	CF	9300002101	9/30/2012	(501.16)
53481500	AWWSC Off Suppl CAPX	CF	9300002104	9/30/2012	(406.79)
53481500	AWWSC Off Suppl CAPX	CF	9300002107	9/30/2012	(10.01)
53481500	AWWSC Off Suppl CAPX	CF	9300002110	9/30/2012	(2.34)
53481500	AWWSC Off Suppl CAPX	CF	9300002114	9/30/2012	(130.18)
53481500	AWWSC Off Suppl CAPX	CF	9300002118	9/30/2012	(127.39)
53481500	AWWSC Off Suppl CAPX	CF	9300002121	9/30/2012	(123.83)
53481500	AWWSC Off Suppl CAPX	CF	9300002124	9/30/2012	(38.43)
53481500	AWWSC Off Suppl CAPX	CF	9300002126	9/30/2012	(39.20)
53481500	AWWSC Off Suppl CAPX	CF	9300002128	9/30/2012	(38.06)
53481500	AWWSC Off Suppl CAPX	CF	9300002130	9/30/2012	33.76
53481500	AWWSC Off Suppl CAPX	CF	9300002132	9/30/2012	19.76
53481500	AWWSC Off Suppl CAPX	CF	9300002134	9/30/2012	36.14
53481500	AWWSC Off Suppl CAPX	CF	9300002136	9/30/2012	(90.82)
53481500	AWWSC Off Suppl CAPX	CF	9300002138	9/30/2012	(84.78)
53481500	AWWSC Off Suppl CAPX	CF	9300002140	9/30/2012	(52.61)
53481500	AWWSC Off Suppl CAPX	CF	9300002143	9/30/2012	(39.49)
53481500	AWWSC Off Suppl CAPX	CF	9300002144	9/30/2012	(153.77)
53481500	AWWSC Off Suppl CAPX	CF	9300002147	9/30/2012	(212.19)
53481500	AWWSC Off Suppl CAPX	CF	9300002149	9/30/2012	13.16
53481500	AWWSC Off Suppl CAPX	CF	9300002151	9/30/2012	12.43
53481500	AWWSC Off Suppl CAPX	CF	9300002153	9/30/2012	(166.35)
53481500	AWWSC Off Suppl CAPX	CF	9300002155	9/30/2012	12.23
53481500	AWWSC Off Suppl CAPX	CF	9300002157	9/30/2012	(4.37)
53481500	AWWSC Off Suppl CAPX	CF	9300002158	9/30/2012	(1.41)
53481500	AWWSC Off Suppl CAPX	CF	9300002159	9/30/2012	(0.34)
53481500	AWWSC Off Suppl CAPX	CF	9300002160	9/30/2012	(38.34)
53481500	AWWSC Off Suppl CAPX	CF	9300002163	9/30/2012	(196.42)
53481500	AWWSC Off Suppl CAPX	CF	9300002166	9/30/2012	(36.14)
53481500	AWWSC Off Suppl CAPX	CF	9300002167	9/30/2012	(3.80)
53481500	AWWSC Off Suppl CAPX	CF	9300002169	9/30/2012	(0.99)
53481500	AWWSC Off Suppl CAPX	CF	9300002171	9/30/2012	(3.79)
53481500	AWWSC Off Suppl CAPX	CF	9300002176	9/30/2012	(9.49)
53481500	AWWSC Off Suppl CAPX	CF	9300002177	9/30/2012	(0.05)
53481500	AWWSC Off Suppl CAPX	CF	9300002179	9/30/2012	(31.04)
53481500	AWWSC Off Suppl CAPX	CF	9300002181	9/30/2012	24.61
53481500	AWWSC Off Suppl CAPX	CF	9300002183	9/30/2012	(3.33)
53481500	AWWSC Off Suppl CAPX	CF	9300002185	9/30/2012	(0.57)
53481500	AWWSC Off Suppl CAPX	CF	9300002186	9/30/2012	(0.09)
53481500	AWWSC Off Suppl CAPX	CF	9300002189	9/30/2012	(1,197.97)
53481500	AWWSC Off Suppl CAPX	CF	9300002191	9/30/2012	(162.50)
53481500	AWWSC Off Suppl CAPX	CF	9300002194	9/30/2012	(816.50)
53481500	AWWSC Off Suppl CAPX	CF	9300002196	9/30/2012	(124.76)
53481500	AWWSC Off Suppl CAPX	CF	9300002201	9/30/2012	(48.77)
53481500	AWWSC Off Suppl CAPX	CF	9300002204	9/30/2012	(48.31)
53481500	AWWSC Off Suppl CAPX	CF	9300002205	9/30/2012	267.76
53481500	AWWSC Off Suppl CAPX	CF	9300002206	9/30/2012	(56.93)
53481500	AWWSC Off Suppl CAPX	CF	9300002208	9/30/2012	(44.22)
53481500	AWWSC Off Suppl CAPX	CF	9300002210	9/30/2012	(1,116.67)
53481500	AWWSC Off Suppl CAPX	CF	9300002211	9/30/2012	8.53
53481500	AWWSC Off Suppl CAPX	CF	9300002212	9/30/2012	(961.97)
53481500	AWWSC Off Suppl CAPX	CF	9300002214	9/30/2012	(1,026.17)
53481500	AWWSC Off Suppl CAPX	CF	9300002216	9/30/2012	(51.80)
53481500	AWWSC Off Suppl CAPX	CF	9300002218	9/30/2012	46.39
53481500	AWWSC Off Suppl CAPX	CF	9300002221	9/30/2012	(48.10)
53481500	AWWSC Off Suppl CAPX	CF	9300002223	9/30/2012	(47.64)
53481500	AWWSC Off Suppl CAPX	CF	9300002224	9/30/2012	(5.95)
53481500	AWWSC Off Suppl CAPX	CF	9300002225	9/30/2012	(5.44)
53481500	AWWSC Off Suppl CAPX	CF	9300002228	9/30/2012	(77.22)
53481500	AWWSC Off Suppl CAPX	CF	9300002229	9/30/2012	(82.97)
53481500	AWWSC Off Suppl CAPX	CF	9300002230	9/30/2012	(33.19)
53481500	AWWSC Off Suppl CAPX	CF	9300002233	9/30/2012	(77.30)
53481500	AWWSC Off Suppl CAPX	CF	9300002234	9/30/2012	(134.18)
53481500	AWWSC Off Suppl CAPX	CF	9300002235	9/30/2012	(32.87)
53481500	AWWSC Off Suppl CAPX	CF	9300002239	9/30/2012	(82.90)
53481500	AWWSC Off Suppl CAPX	CF	9300002240	9/30/2012	(120.08)
53481500	AWWSC Off Suppl CAPX	CF	9300002241	9/30/2012	(36.53)
53481500	AWWSC Off Suppl CAPX	CF	9300002244	9/30/2012	(80.30)
53481500	AWWSC Off Suppl CAPX	CF	9300002245	9/30/2012	(130.01)
53481500	AWWSC Off Suppl CAPX	CF	9300002246	9/30/2012	(34.98)
53481500	AWWSC Off Suppl CAPX	CF	9300002251	9/30/2012	(140.46)
53481500	AWWSC Off Suppl CAPX	CF	9300002252	9/30/2012	(80.02)
53481500	AWWSC Off Suppl CAPX	CF	9300002253	9/30/2012	(36.48)
53481500	AWWSC Off Suppl CAPX	CF	9300002255	9/30/2012	(10.35)

Kentucky American Water Company  
Case No. 2012-00520  
Response to PSC DR1, Item 31

Account	Description	Doc Type	Document Number	Posting Date	Amount
53481500	AWWSC Off Suppl CAPX	CF	9300002256	9/30/2012	(4.74)
53481500	AWWSC Off Suppl CAPX	CF	9300002258	9/30/2012	(10.28)
53481500	AWWSC Off Suppl CAPX	CF	9300002260	9/30/2012	(107.64)
53481500	AWWSC Off Suppl CAPX	CF	9300002556	9/30/2012	0.28
53481500	AWWSC Off Suppl CAPX	CF	9300002560	9/30/2012	0.04
53481500	AWWSC Off Suppl CAPX	CF	9300002562	9/30/2012	3.17
53481500	AWWSC Off Suppl CAPX	CF	9300002566	9/30/2012	0.47
53481500	AWWSC Off Suppl CAPX	CF	9300002570	9/30/2012	2.48
53481500	AWWSC Off Suppl CAPX	CF	9300002571	9/30/2012	1.48
53481500	AWWSC Off Suppl CAPX	CF	9300002574	9/30/2012	2.34
53481500	AWWSC Off Suppl CAPX	CF	9300002586	9/30/2012	0.39
53481500	AWWSC Off Suppl CAPX	CF	9300002589	9/30/2012	0.09
53481500	AWWSC Off Suppl CAPX	CF	9300002590	9/30/2012	0.19
53481500	AWWSC Off Suppl CAPX	CF	9300002590	9/30/2012	0.02
53481500	AWWSC Off Suppl CAPX	CF	9300002591	9/30/2012	3.37
53481500	AWWSC Off Suppl CAPX	CF	9300002592	9/30/2012	(0.06)
53481500	AWWSC Off Suppl CAPX	CF	9300002594	9/30/2012	0.27
53481500	AWWSC Off Suppl CAPX	CF	9300002594	9/30/2012	0.05
53481500	AWWSC Off Suppl CAPX	CF	9300002594	9/30/2012	0.04
53481500	AWWSC Off Suppl CAPX	CF	9300002595	9/30/2012	94.08
53481500	AWWSC Off Suppl CAPX	CF	9300002595	9/30/2012	25.83
53481500	AWWSC Off Suppl CAPX	CF	9300002597	9/30/2012	0.37
53481500	AWWSC Off Suppl CAPX	CF	9300002597	9/30/2012	0.10
53481500	AWWSC Off Suppl CAPX	CF	9300002598	9/30/2012	78.09
53481500	AWWSC Off Suppl CAPX	CF	9300002598	9/30/2012	1.03
53481500	AWWSC Off Suppl CAPX	CF	9300002598	9/30/2012	21.44
53481500	AWWSC Off Suppl CAPX	CF	9300002599	9/30/2012	0.28
53481500	AWWSC Off Suppl CAPX	CF	9300002603	9/30/2012	0.03
53481500	AWWSC Off Suppl CAPX	CF	9300002604	9/30/2012	0.01
53481500	AWWSC Off Suppl CAPX	CF	9300002607	9/30/2012	0.01
53481500	AWWSC Off Suppl CAPX	CF	9300002612	9/30/2012	2.60
53481500	AWWSC Off Suppl CAPX	CF	9300002615	9/30/2012	2.80
53481500	AWWSC Off Suppl CAPX	CF	9300002630	9/30/2012	(1,404.15)
53481500	AWWSC Off Suppl CAPX	CF	9300002652	9/30/2012	61.44
53481500	AWWSC Off Suppl CAPX	CF	9300002659	9/30/2012	0.68
53481500	AWWSC Off Suppl CAPX	CF	9300002663	9/30/2012	9.23
53481500	AWWSC Off Suppl CAPX	CF	9300002664	9/30/2012	1.15
53481500	AWWSC Off Suppl CAPX	CF	9300002671	9/30/2012	22.62
53481500	AWWSC Off Suppl CAPX	CF	9300002671	9/30/2012	0.24
53481500	AWWSC Off Suppl CAPX	UT	9300002544	9/30/2012	(37.15)
53481500	AWWSC Off Suppl CAPX	UT	9300002695	9/30/2012	(203.39)
53481500	AWWSC Off Suppl CAPX	UZ	2000000223	9/30/2012	(47.65)
53481500	AWWSC Off Suppl CAPX	UZ	2000000214	9/30/2012	1,026.17
53481500	AWWSC Off Suppl CAPX	UZ	2000000213	9/30/2012	961.97
53481500	AWWSC Off Suppl CAPX	UZ	2000000214	9/30/2012	(8.53)
53481500	AWWSC Off Suppl CAPX	UZ	2000000223	9/30/2012	3.67
53481500	AWWSC Off Suppl CAPX	UZ	2000000225	9/30/2012	(0.21)
53481500	AWWSC Off Suppl CAPX	UZ	2000000213	9/30/2012	(14.84)
53481500	AWWSC Off Suppl CAPX	UZ	2000000213	9/30/2012	(25.14)
53481500	AWWSC Off Suppl CAPX	UZ	2000000214	9/30/2012	(28.87)
53481500	AWWSC Off Suppl CAPX	UZ	2000000213	9/30/2012	47.64
53481500	AWWSC Off Suppl CAPX	UZ	2000000223	9/30/2012	11.00
53481500	AWWSC Off Suppl CAPX	UZ	2000000227	9/30/2012	(0.61)
53481500	AWWSC Off Suppl CAPX	UZ	2000000214	9/30/2012	1,116.67
53481500	AWWSC Off Suppl CAPX	UZ	2000000222	9/30/2012	3.67
53481500	AWWSC Off Suppl CAPX	UZ	2000000227	9/30/2012	(0.21)
53481500	AWWSC Off Suppl CAPX	UZ	2000000213	9/30/2012	44.22
53481500	AWWSC Off Suppl CAPX	UZ	2000000223	9/30/2012	3.67
53481500	AWWSC Off Suppl CAPX	UZ	2000000227	9/30/2012	(0.21)
53481500	AWWSC Off Suppl CAPX	UZ	2000000213	9/30/2012	(267.76)
53481500	AWWSC Off Suppl CAPX	UZ	2000000214	9/30/2012	56.93
53481500	AWWSC Off Suppl CAPX	UZ	2000000225	9/30/2012	(0.21)
53481500	AWWSC Off Suppl CAPX	UZ	2000000227	9/30/2012	3.67
53481500	AWWSC Off Suppl CAPX	UZ	2000000213	9/30/2012	51.80
53481500	AWWSC Off Suppl CAPX	UZ	2000000223	9/30/2012	(0.39)
53481500	AWWSC Off Suppl CAPX	UZ	2000000225	9/30/2012	7.33
53481500	AWWSC Off Suppl CAPX	UZ	2000000213	9/30/2012	(46.39)
53481500	AWWSC Off Suppl CAPX	UZ	2000000223	9/30/2012	(0.61)
53481500	AWWSC Off Suppl CAPX	UZ	2000000223	9/30/2012	11.00
53481500	AWWSC Off Suppl CAPX	UZ	2000000213	9/30/2012	48.10
53481500	AWWSC Off Suppl CAPX	UZ	2000000223	9/30/2012	(0.39)
53481500	AWWSC Off Suppl CAPX	UZ	2000000227	9/30/2012	7.33
53481500	AWWSC Off Suppl CAPX	UZ	2000000214	9/30/2012	124.76
53481500	AWWSC Off Suppl CAPX	UZ	2000000223	9/30/2012	25.66
53481500	AWWSC Off Suppl CAPX	UZ	2000000223	9/30/2012	(1.43)
53481500	AWWSC Off Suppl CAPX	UZ	2000000213	9/30/2012	162.50
53481500	AWWSC Off Suppl CAPX	UZ	2000000223	9/30/2012	43.99

Kentucky American Water Company  
Case No. 2012-00520  
Response to PSC DR1, Item 31

Account	Description	Doc Type	Document Number	Posting Date	Amount
53481500	AWWSC Off Suppl CAPX	UZ	2000000227	9/30/2012	(2.44)
53481500	AWWSC Off Suppl CAPX	UZ	2000000213	9/30/2012	48.31
53481500	AWWSC Off Suppl CAPX	UZ	2000000225	9/30/2012	14.66
53481500	AWWSC Off Suppl CAPX	UZ	2000000227	9/30/2012	(0.82)
53481500	AWWSC Off Suppl CAPX	UZ	2000000213	9/30/2012	816.50
53481500	AWWSC Off Suppl CAPX	UZ	2000000216	9/30/2012	1,197.97
53481500	AWWSC Off Suppl CAPX	UZ	2000000213	9/30/2012	(74.01)
53481500	AWWSC Off Suppl CAPX	UZ	2000000214	9/30/2012	48.77
53481500	AWWSC Off Suppl CAPX	UZ	2000000223	9/30/2012	(1.63)
53481500	AWWSC Off Suppl CAPX	UZ	2000000225	9/30/2012	29.33
53481500	AWWSC Off Suppl CAPX	UZ	2000000213	9/30/2012	21.78
53481500	AWWSC Off Suppl CAPX	UZ	2000000214	9/30/2012	21.78
53481500	AWWSC Off Suppl CAPX	UZ	2000000214	9/30/2012	(14.67)
53481500	AWWSC Off Suppl CAPX	UZ	2000000214	9/30/2012	32.68
53481500	AWWSC Off Suppl CAPX	UZ	2000000213	9/30/2012	0.09
53481500	AWWSC Off Suppl CAPX	UZ	2000000213	9/30/2012	11.13
53481500	AWWSC Off Suppl CAPX	UZ	2000000216	9/30/2012	0.57
53481500	AWWSC Off Suppl CAPX	UZ	2000000214	9/30/2012	3.33
53481500	AWWSC Off Suppl CAPX	UZ	2000000223	9/30/2012	11.00
53481500	AWWSC Off Suppl CAPX	UZ	2000000227	9/30/2012	(0.61)
53481500	AWWSC Off Suppl CAPX	UZ	2000000214	9/30/2012	(24.61)
53481500	AWWSC Off Suppl CAPX	UZ	2000000213	9/30/2012	31.04
53481500	AWWSC Off Suppl CAPX	UZ	2000000223	9/30/2012	11.06
53481500	AWWSC Off Suppl CAPX	UZ	2000000223	9/30/2012	(4.35)
53481500	AWWSC Off Suppl CAPX	UZ	2000000213	9/30/2012	0.05
53481500	AWWSC Off Suppl CAPX	UZ	2000000213	9/30/2012	9.49
53481500	AWWSC Off Suppl CAPX	UZ	2000000223	9/30/2012	(0.39)
53481500	AWWSC Off Suppl CAPX	UZ	2000000225	9/30/2012	7.33
53481500	AWWSC Off Suppl CAPX	UZ	2000000213	9/30/2012	3.79
53481500	AWWSC Off Suppl CAPX	UZ	2000000223	9/30/2012	7.33
53481500	AWWSC Off Suppl CAPX	UZ	2000000224	9/30/2012	(0.39)
53481500	AWWSC Off Suppl CAPX	UZ	2000000213	9/30/2012	0.99
53481500	AWWSC Off Suppl CAPX	UZ	2000000223	9/30/2012	(0.61)
53481500	AWWSC Off Suppl CAPX	UZ	2000000227	9/30/2012	11.00
53481500	AWWSC Off Suppl CAPX	UZ	2000000214	9/30/2012	0.34
53481500	AWWSC Off Suppl CAPX	UZ	2000000214	9/30/2012	196.42
53481500	AWWSC Off Suppl CAPX	UZ	2000000222	9/30/2012	(0.21)
53481500	AWWSC Off Suppl CAPX	UZ	2000000225	9/30/2012	3.67
53481500	AWWSC Off Suppl CAPX	UZ	2000000214	9/30/2012	4.69
53481500	AWWSC Off Suppl CAPX	UZ	2000000214	9/30/2012	0.04
53481500	AWWSC Off Suppl CAPX	UZ	2000000216	9/30/2012	38.34
53481500	AWWSC Off Suppl CAPX	UZ	2000000214	9/30/2012	36.14
53481500	AWWSC Off Suppl CAPX	UZ	2000000216	9/30/2012	3.80
53481500	AWWSC Off Suppl CAPX	UZ	2000000213	9/30/2012	7.51
53481500	AWWSC Off Suppl CAPX	UZ	2000000213	9/30/2012	2.52
53481500	AWWSC Off Suppl CAPX	UZ	2000000213	9/30/2012	1.41
53481500	AWWSC Off Suppl CAPX	UZ	2000000213	9/30/2012	4.37
53481500	AWWSC Off Suppl CAPX	UZ	2000000225	9/30/2012	11.00
53481500	AWWSC Off Suppl CAPX	UZ	2000000227	9/30/2012	(0.61)
53481500	AWWSC Off Suppl CAPX	UZ	2000000214	9/30/2012	(12.23)
53481500	AWWSC Off Suppl CAPX	UZ	2000000225	9/30/2012	3.67
53481500	AWWSC Off Suppl CAPX	UZ	2000000227	9/30/2012	(0.21)
53481500	AWWSC Off Suppl CAPX	UZ	2000000214	9/30/2012	(12.43)
53481500	AWWSC Off Suppl CAPX	UZ	2000000222	9/30/2012	3.67
53481500	AWWSC Off Suppl CAPX	UZ	2000000223	9/30/2012	(0.21)
53481500	AWWSC Off Suppl CAPX	UZ	2000000214	9/30/2012	(13.16)
53481500	AWWSC Off Suppl CAPX	UZ	2000000223	9/30/2012	(0.21)
53481500	AWWSC Off Suppl CAPX	UZ	2000000223	9/30/2012	3.67
53481500	AWWSC Off Suppl CAPX	UZ	2000000213	9/30/2012	212.19
53481500	AWWSC Off Suppl CAPX	UZ	2000000223	9/30/2012	7.33
53481500	AWWSC Off Suppl CAPX	UZ	2000000227	9/30/2012	(0.39)
53481500	AWWSC Off Suppl CAPX	UZ	2000000213	9/30/2012	166.35
53481500	AWWSC Off Suppl CAPX	UZ	2000000213	9/30/2012	193.26
53481500	AWWSC Off Suppl CAPX	UZ	2000000214	9/30/2012	52.61
53481500	AWWSC Off Suppl CAPX	UZ	2000000223	9/30/2012	3.67
53481500	AWWSC Off Suppl CAPX	UZ	2000000223	9/30/2012	(0.21)
53481500	AWWSC Off Suppl CAPX	UZ	2000000214	9/30/2012	84.78
53481500	AWWSC Off Suppl CAPX	UZ	2000000225	9/30/2012	(0.21)
53481500	AWWSC Off Suppl CAPX	UZ	2000000227	9/30/2012	3.67
53481500	AWWSC Off Suppl CAPX	UZ	2000000214	9/30/2012	90.82
53481500	AWWSC Off Suppl CAPX	UZ	2000000223	9/30/2012	3.67
53481500	AWWSC Off Suppl CAPX	UZ	2000000225	9/30/2012	(0.21)
53481500	AWWSC Off Suppl CAPX	UZ	2000000214	9/30/2012	(36.14)
53481500	AWWSC Off Suppl CAPX	UZ	2000000214	9/30/2012	(19.76)
53481500	AWWSC Off Suppl CAPX	UZ	2000000214	9/30/2012	(33.76)
53481500	AWWSC Off Suppl CAPX	UZ	2000000214	9/30/2012	38.43
53481500	AWWSC Off Suppl CAPX	UZ	2000000214	9/30/2012	38.06



Kentucky American Water Company  
Case No. 2012-00520  
Response to PSC DR1, Item 31

Account	Description	Doc Type	Document Number	Posting Date	Amount
53481500	AWWSC Off Suppl CAPX	UZ	2000000213	9/30/2012	39.20
53481500	AWWSC Off Suppl CAPX	UZ	2000000213	9/30/2012	123.83
53481500	AWWSC Off Suppl CAPX	UZ	2000000213	9/30/2012	127.39
53481500	AWWSC Off Suppl CAPX	UZ	2000000213	9/30/2012	130.18
53481500	AWWSC Off Suppl CAPX	UZ	2000000213	9/30/2012	0.06
53481500	AWWSC Off Suppl CAPX	UZ	2000000216	9/30/2012	2.34
53481500	AWWSC Off Suppl CAPX	UZ	2000000214	9/30/2012	10.01
53481500	AWWSC Off Suppl CAPX	UZ	2000000223	9/30/2012	(0.21)
53481500	AWWSC Off Suppl CAPX	UZ	2000000223	9/30/2012	3.67
53481500	AWWSC Off Suppl CAPX	UZ	2000000213	9/30/2012	406.79
53481500	AWWSC Off Suppl CAPX	UZ	2000000225	9/30/2012	(2.24)
53481500	AWWSC Off Suppl CAPX	UZ	2000000227	9/30/2012	40.33
53481500	AWWSC Off Suppl CAPX	UZ	2000000214	9/30/2012	501.16
53481500	AWWSC Off Suppl CAPX	UZ	2000000225	9/30/2012	22.00
53481500	AWWSC Off Suppl CAPX	UZ	2000000227	9/30/2012	(1.21)
53481500	AWWSC Off Suppl CAPX	UZ	2000000213	9/30/2012	231.05
53481500	AWWSC Off Suppl CAPX	UZ	2000000214	9/30/2012	30.75
53481500	AWWSC Off Suppl CAPX	UZ	2000000213	9/30/2012	43.24
53481500	AWWSC Off Suppl CAPX	UZ	2000000225	9/30/2012	(0.61)
53481500	AWWSC Off Suppl CAPX	UZ	2000000225	9/30/2012	11.00
53481500	AWWSC Off Suppl CAPX	UZ	2000000214	9/30/2012	45.85
53481500	AWWSC Off Suppl CAPX	UZ	2000000213	9/30/2012	3.91
53481500	AWWSC Off Suppl CAPX	UZ	2000000223	9/30/2012	(0.39)
53481500	AWWSC Off Suppl CAPX	UZ	2000000227	9/30/2012	7.33
53481500	AWWSC Off Suppl CAPX	UZ	2000000214	9/30/2012	161.01
53481500	AWWSC Off Suppl CAPX	UZ	2000000223	9/30/2012	14.66
53481500	AWWSC Off Suppl CAPX	UZ	2000000227	9/30/2012	(0.82)
53481500	AWWSC Off Suppl CAPX	UZ	2000000213	9/30/2012	(2.51)
53481500	AWWSC Off Suppl CAPX	UZ	2000000213	9/30/2012	2.81
53481500	AWWSC Off Suppl CAPX	UZ	2000000213	9/30/2012	97.94
53481500	AWWSC Off Suppl CAPX	UZ	2000000222	9/30/2012	3.67
53481500	AWWSC Off Suppl CAPX	UZ	2000000223	9/30/2012	(0.21)
53481500	AWWSC Off Suppl CAPX	UZ	2000000213	9/30/2012	131.49
53481500	AWWSC Off Suppl CAPX	UZ	2000000223	9/30/2012	(0.21)
53481500	AWWSC Off Suppl CAPX	UZ	2000000223	9/30/2012	3.67
53481500	AWWSC Off Suppl CAPX	UZ	2000000214	9/30/2012	328.14
53481500	AWWSC Off Suppl CAPX	UZ	2000000223	9/30/2012	3.67
53481500	AWWSC Off Suppl CAPX	UZ	2000000227	9/30/2012	(0.21)
53481500	AWWSC Off Suppl CAPX	UZ	2000000213	9/30/2012	270.25
53481500	AWWSC Off Suppl CAPX	UZ	2000000225	9/30/2012	(0.82)
53481500	AWWSC Off Suppl CAPX	UZ	2000000227	9/30/2012	14.66
53481500	AWWSC Off Suppl CAPX	UZ	2000000213	9/30/2012	95.06
53481500	AWWSC Off Suppl CAPX	UZ	2000000223	9/30/2012	25.66
53481500	AWWSC Off Suppl CAPX	UZ	2000000225	9/30/2012	(1.48)
53481500	AWWSC Off Suppl CAPX	UZ	2000000214	9/30/2012	158.00
53481500	AWWSC Off Suppl CAPX	UZ	2000000223	9/30/2012	(1.43)
53481500	AWWSC Off Suppl CAPX	UZ	2000000225	9/30/2012	25.66
53481500	AWWSC Off Suppl CAPX	UZ	2000000214	9/30/2012	398.04
53481500	AWWSC Off Suppl CAPX	UZ	2000000222	9/30/2012	(0.61)
53481500	AWWSC Off Suppl CAPX	UZ	2000000227	9/30/2012	11.00
53481500	AWWSC Off Suppl CAPX	UZ	2000000214	9/30/2012	97.71
53481500	AWWSC Off Suppl CAPX	UZ	2000000223	9/30/2012	11.00
53481500	AWWSC Off Suppl CAPX	UZ	2000000227	9/30/2012	(0.61)
53481500	AWWSC Off Suppl CAPX	UZ	2000000214	9/30/2012	95.33
53481500	AWWSC Off Suppl CAPX	UZ	2000000223	9/30/2012	(0.82)
53481500	AWWSC Off Suppl CAPX	UZ	2000000223	9/30/2012	14.66
53481500	AWWSC Off Suppl CAPX	UZ	2000000214	9/30/2012	82.14
53481500	AWWSC Off Suppl CAPX	UZ	2000000223	9/30/2012	(0.82)
53481500	AWWSC Off Suppl CAPX	UZ	2000000223	9/30/2012	14.66
53481500	AWWSC Off Suppl CAPX	UZ	2000000214	9/30/2012	552.87
53481500	AWWSC Off Suppl CAPX	UZ	2000000223	9/30/2012	(1.02)
53481500	AWWSC Off Suppl CAPX	UZ	2000000225	9/30/2012	18.33
53481500	AWWSC Off Suppl CAPX	UZ	2000000214	9/30/2012	367.51
53481500	AWWSC Off Suppl CAPX	UZ	2000000223	9/30/2012	(1.02)
53481500	AWWSC Off Suppl CAPX	UZ	2000000223	9/30/2012	18.33
53481500	AWWSC Off Suppl CAPX	UZ	2000000213	9/30/2012	(0.03)
53481500	AWWSC Off Suppl CAPX	UZ	2000000214	9/30/2012	0.03
53481500	AWWSC Off Suppl CAPX	UZ	2000000223	9/30/2012	(11.41)
53481500	AWWSC Off Suppl CAPX	UZ	2000000223	9/30/2012	205.31
53481500	AWWSC Off Suppl CAPX	UZ	2000000213	9/30/2012	346.41
53481500	AWWSC Off Suppl CAPX	UZ	2000000225	9/30/2012	117.32
53481500	AWWSC Off Suppl CAPX	UZ	2000000227	9/30/2012	(6.53)
53481500	AWWSC Off Suppl CAPX	UZ	2000000214	9/30/2012	71.21
53481500	AWWSC Off Suppl CAPX	UZ	2000000224	9/30/2012	22.00
53481500	AWWSC Off Suppl CAPX	UZ	2000000225	9/30/2012	(1.21)
53481500	AWWSC Off Suppl CAPX	UZ	2000000214	9/30/2012	2.60
53481500	AWWSC Off Suppl CAPX	UZ	2000000214	9/30/2012	4.99

Kentucky American Water Company  
Case No. 2012-00520  
Response to PSC DR1, Item 31

Account	Description	Doc Type	Document Number	Posting Date	Amount
53481500	AWWSC Off Suppl CAPX	UZ	2000000214	9/30/2012	5.24
53481500	AWWSC Off Suppl CAPX	UZ	2000000213	9/30/2012	0.64
53481500	AWWSC Off Suppl CAPX	UZ	2000000214	9/30/2012	0.64
53481500	AWWSC Off Suppl CAPX	UZ	2000000213	9/30/2012	0.64
53481500	AWWSC Off Suppl CAPX	UZ	2000000213	9/30/2012	(16.79)
53481500	AWWSC Off Suppl CAPX	UZ	2000000213	9/30/2012	21.79
53481500	AWWSC Off Suppl CAPX	UZ	2000000216	9/30/2012	0.31
53481500	AWWSC Off Suppl CAPX	UZ	2000000214	9/30/2012	10.01
53481500	AWWSC Off Suppl CAPX	UZ	2000000223	9/30/2012	(1.02)
53481500	AWWSC Off Suppl CAPX	UZ	2000000225	9/30/2012	18.33
53481500	AWWSC Off Suppl CAPX	UZ	2000000214	9/30/2012	1.78
53481500	AWWSC Off Suppl CAPX	UZ	2000000213	9/30/2012	7.48
53481500	AWWSC Off Suppl CAPX	UZ	2000000214	9/30/2012	7.48
53481500	AWWSC Off Suppl CAPX	UZ	2000000213	9/30/2012	(0.39)
53481500	AWWSC Off Suppl CAPX	UZ	2000000214	9/30/2012	(0.39)
53481500	AWWSC Off Suppl CAPX	UZ	2000000214	9/30/2012	(0.39)
53481500	AWWSC Off Suppl CAPX	UZ	2000000214	9/30/2012	(0.59)
53481500	AWWSC Off Suppl CAPX	UZ	2000000213	9/30/2012	(0.59)
53481500	AWWSC Off Suppl CAPX	UZ	2000000214	9/30/2012	6.11
53481500	AWWSC Off Suppl CAPX	UZ	2000000214	9/30/2012	(3.04)
53481500	AWWSC Off Suppl CAPX	UZ	2000000214	9/30/2012	7.84
53481500	AWWSC Off Suppl CAPX	UZ	2000000225	9/30/2012	(0.61)
53481500	AWWSC Off Suppl CAPX	UZ	2000000225	9/30/2012	11.00
53481500	AWWSC Off Suppl CAPX	UZ	2000000213	9/30/2012	115.69
53481500	AWWSC Off Suppl CAPX	UZ	2000000223	9/30/2012	(1.21)
53481500	AWWSC Off Suppl CAPX	UZ	2000000227	9/30/2012	22.00
53481500	AWWSC Off Suppl CAPX	UZ	2000000214	9/30/2012	14.75
53481500	AWWSC Off Suppl CAPX	UZ	2000000225	9/30/2012	(0.82)
53481500	AWWSC Off Suppl CAPX	UZ	2000000227	9/30/2012	14.66
53481500	AWWSC Off Suppl CAPX	UZ	2000000213	9/30/2012	91.85
53481500	AWWSC Off Suppl CAPX	UZ	2000000223	9/30/2012	7.33
53481500	AWWSC Off Suppl CAPX	UZ	2000000227	9/30/2012	(0.39)
53481500	AWWSC Off Suppl CAPX	UZ	2000000214	9/30/2012	10.50
53481500	AWWSC Off Suppl CAPX	UZ	2000000223	9/30/2012	14.66
53481500	AWWSC Off Suppl CAPX	UZ	2000000225	9/30/2012	(0.82)
53481500	AWWSC Off Suppl CAPX	UZ	2000000214	9/30/2012	10.47
53481500	AWWSC Off Suppl CAPX	UZ	2000000227	9/30/2012	14.66
53481500	AWWSC Off Suppl CAPX	UZ	2000000227	9/30/2012	(0.82)
53481500	AWWSC Off Suppl CAPX	UZ	2000000214	9/30/2012	10.76
53481500	AWWSC Off Suppl CAPX	UZ	2000000223	9/30/2012	14.66
53481500	AWWSC Off Suppl CAPX	UZ	2000000223	9/30/2012	(0.82)
53481500	AWWSC Off Suppl CAPX	UZ	2000000214	9/30/2012	551.76
53481500	AWWSC Off Suppl CAPX	UZ	2000000225	9/30/2012	(3.06)
53481500	AWWSC Off Suppl CAPX	UZ	2000000225	9/30/2012	54.99
53481500	AWWSC Off Suppl CAPX	UZ	2000000214	9/30/2012	736.19
53481500	AWWSC Off Suppl CAPX	UZ	2000000225	9/30/2012	(2.44)
53481500	AWWSC Off Suppl CAPX	UZ	2000000227	9/30/2012	43.99
53481500	AWWSC Off Suppl CAPX	UZ	2000000213	9/30/2012	517.81
53481500	AWWSC Off Suppl CAPX	UZ	2000000223	9/30/2012	120.99
53481500	AWWSC Off Suppl CAPX	UZ	2000000223	9/30/2012	(6.72)
53481500	AWWSC Off Suppl CAPX	UZ	2000000213	9/30/2012	10.49
53481500	AWWSC Off Suppl CAPX	UZ	2000000223	9/30/2012	18.33
53481500	AWWSC Off Suppl CAPX	UZ	2000000225	9/30/2012	(1.02)
53481500	AWWSC Off Suppl CAPX	UZ	2000000214	9/30/2012	10.41
53481500	AWWSC Off Suppl CAPX	UZ	2000000223	9/30/2012	18.33
53481500	AWWSC Off Suppl CAPX	UZ	2000000225	9/30/2012	(1.02)
53481500	AWWSC Off Suppl CAPX	UZ	2000000214	9/30/2012	3.83
53481500	AWWSC Off Suppl CAPX	UZ	2000000223	9/30/2012	(0.39)
53481500	AWWSC Off Suppl CAPX	UZ	2000000225	9/30/2012	7.33
53481500	AWWSC Off Suppl CAPX	UZ	2000000214	9/30/2012	11.15
53481500	AWWSC Off Suppl CAPX	UZ	2000000214	9/30/2012	8.97
53481500	AWWSC Off Suppl CAPX	UZ	2000000214	9/30/2012	155.53
53481500	AWWSC Off Suppl CAPX	UZ	2000000223	9/30/2012	3.67
53481500	AWWSC Off Suppl CAPX	UZ	2000000223	9/30/2012	(0.21)
53481500	AWWSC Off Suppl CAPX	UZ	2000000214	9/30/2012	164.87
53481500	AWWSC Off Suppl CAPX	UZ	2000000223	9/30/2012	(1.02)
53481500	AWWSC Off Suppl CAPX	UZ	2000000225	9/30/2012	18.33
53481500	AWWSC Off Suppl CAPX	UZ	2000000214	9/30/2012	155.38
53481500	AWWSC Off Suppl CAPX	UZ	2000000223	9/30/2012	7.33
53481500	AWWSC Off Suppl CAPX	UZ	2000000225	9/30/2012	(0.39)
53481500	AWWSC Off Suppl CAPX	UZ	2000000213	9/30/2012	115.79
53481500	AWWSC Off Suppl CAPX	UZ	2000000223	9/30/2012	(1.21)
53481500	AWWSC Off Suppl CAPX	UZ	2000000227	9/30/2012	22.00
53481500	AWWSC Off Suppl CAPX	UZ	2000000214	9/30/2012	5.56
53481500	AWWSC Off Suppl CAPX	UZ	2000000223	9/30/2012	7.33
53481500	AWWSC Off Suppl CAPX	UZ	2000000227	9/30/2012	(0.39)
53481500	AWWSC Off Suppl CAPX	UZ	2000000214	9/30/2012	4.17

Kentucky American Water Company  
Case No. 2012-00520  
Response to PSC DR1, Item 31

Account	Description	Doc Type	Document Number	Posting Date	Amount
53481500	AWWSC Off Suppl CAPX	UZ	2000000223	9/30/2012	(0.82)
53481500	AWWSC Off Suppl CAPX	UZ	2000000223	9/30/2012	14.66
53481500	AWWSC Off Suppl CAPX	UZ	2000000213	9/30/2012	6.22
53481500	AWWSC Off Suppl CAPX	UZ	2000000223	9/30/2012	7.33
53481500	AWWSC Off Suppl CAPX	UZ	2000000227	9/30/2012	(0.39)
53481500	AWWSC Off Suppl CAPX	UZ	2000000214	9/30/2012	172.21
53481500	AWWSC Off Suppl CAPX	UZ	2000000223	9/30/2012	(0.39)
53481500	AWWSC Off Suppl CAPX	UZ	2000000225	9/30/2012	7.33
53481500	AWWSC Off Suppl CAPX	UZ	2000000214	9/30/2012	186.14
53481500	AWWSC Off Suppl CAPX	UZ	2000000223	9/30/2012	22.00
53481500	AWWSC Off Suppl CAPX	UZ	2000000225	9/30/2012	(1.21)
53481500	AWWSC Off Suppl CAPX	UZ	2000000214	9/30/2012	37.84
53481500	AWWSC Off Suppl CAPX	UZ	2000000214	9/30/2012	53.72
53481500	AWWSC Off Suppl CAPX	UZ	2000000214	9/30/2012	59.65
53481500	AWWSC Off Suppl CAPX	UZ	2000000213	9/30/2012	57.15
53481500	AWWSC Off Suppl CAPX	UZ	2000000213	9/30/2012	107.64
53481500	AWWSC Off Suppl CAPX	UZ	2000000223	9/30/2012	3.67
53481500	AWWSC Off Suppl CAPX	UZ	2000000225	9/30/2012	(0.21)
53481500	AWWSC Off Suppl CAPX	UZ	2000000213	9/30/2012	106.54
53481500	AWWSC Off Suppl CAPX	UZ	2000000223	9/30/2012	7.33
53481500	AWWSC Off Suppl CAPX	UZ	2000000225	9/30/2012	(0.39)
53481500	AWWSC Off Suppl CAPX	UZ	2000000216	9/30/2012	115.42
53481500	AWWSC Off Suppl CAPX	UZ	2000000223	9/30/2012	(1.21)
53481500	AWWSC Off Suppl CAPX	UZ	2000000225	9/30/2012	22.00
53481500	AWWSC Off Suppl CAPX	UZ	2000000214	9/30/2012	18.41
53481500	AWWSC Off Suppl CAPX	UZ	2000000225	9/30/2012	(0.82)
53481500	AWWSC Off Suppl CAPX	UZ	2000000227	9/30/2012	14.66
53481500	AWWSC Off Suppl CAPX	UZ	2000000213	9/30/2012	10.28
53481500	AWWSC Off Suppl CAPX	UZ	2000000223	9/30/2012	(0.47)
53481500	AWWSC Off Suppl CAPX	UZ	2000000214	9/30/2012	4.74
53481500	AWWSC Off Suppl CAPX	UZ	2000000214	9/30/2012	10.35
53481500	AWWSC Off Suppl CAPX	UZ	2000000223	9/30/2012	(0.47)
53481500	AWWSC Off Suppl CAPX	UZ	2000000213	9/30/2012	427.83
53481500	AWWSC Off Suppl CAPX	UZ	2000000214	9/30/2012	(1.88)
53481500	AWWSC Off Suppl CAPX	UZ	2000000223	9/30/2012	(0.65)
53481500	AWWSC Off Suppl CAPX	UZ	2000000213	9/30/2012	(10.87)
53481500	AWWSC Off Suppl CAPX	UZ	2000000214	9/30/2012	330.78
53481500	AWWSC Off Suppl CAPX	UZ	2000000225	9/30/2012	(0.53)
53481500	AWWSC Off Suppl CAPX	UZ	2000000214	9/30/2012	526.40
53481500	AWWSC Off Suppl CAPX	UZ	2000000214	9/30/2012	(8.99)
53481500	AWWSC Off Suppl CAPX	UZ	2000000223	9/30/2012	(0.30)
53481500	AWWSC Off Suppl CAPX	UZ	2000000214	9/30/2012	(1.88)
53481500	AWWSC Off Suppl CAPX	UZ	2000000214	9/30/2012	244.35
53481500	AWWSC Off Suppl CAPX	UZ	2000000227	9/30/2012	(0.84)
53481500	AWWSC Off Suppl CAPX	UZ	2000000214	9/30/2012	228.39
53481500	AWWSC Off Suppl CAPX	UZ	2000000214	9/30/2012	(1.88)
53481500	AWWSC Off Suppl CAPX	UZ	2000000223	9/30/2012	(0.72)
53481500	AWWSC Off Suppl CAPX	UZ	2000000214	9/30/2012	5.44
53481500	AWWSC Off Suppl CAPX	UZ	2000000214	9/30/2012	5.95
53481500	AWWSC Off Suppl CAPX	UZ	2000000213	9/30/2012	10.11
53481500	AWWSC Off Suppl CAPX	UZ	2000000213	9/30/2012	10.11
53481500	AWWSC Off Suppl CAPX	UZ	2000000214	9/30/2012	10.11
53481500	AWWSC Off Suppl CAPX	UZ	2000000213	9/30/2012	15.16
53481500	AWWSC Off Suppl CAPX	UZ	2000000214	9/30/2012	15.16
53481700	AWWSC Rents CAPX	CF	9300001884	9/30/2012	56.04
53481700	AWWSC Rents CAPX	CF	9300002570	9/30/2012	286.65
53481700	AWWSC Rents CAPX	CF	9300002591	9/30/2012	0.57
53481700	AWWSC Rents CAPX	CF	9300002596	9/30/2012	97.48
53481700	AWWSC Rents CAPX	CF	9300002596	9/30/2012	26.77
53481700	AWWSC Rents CAPX	CF	9300002601	9/30/2012	0.01
53481700	AWWSC Rents CAPX	CF	9300002602	9/30/2012	0.23
53481700	AWWSC Rents CAPX	CF	9300002603	9/30/2012	0.02
53481700	AWWSC Rents CAPX	CF	9300002647	9/30/2012	64.39
53481700	AWWSC Rents CAPX	CF	9300002671	9/30/2012	313.76
53481700	AWWSC Rents CAPX	CF	9300002671	9/30/2012	674.04
53481700	AWWSC Rents CAPX	UT	9300002544	9/30/2012	(56.04)
53481700	AWWSC Rents CAPX	UT	9300002695	9/30/2012	(1,265.26)
53481700	AWWSC Rents CAPX	UZ	2000000225	9/30/2012	(26.77)
53481700	AWWSC Rents CAPX	UZ	2000000223	9/30/2012	(0.17)
53481700	AWWSC Rents CAPX	UZ	2000000225	9/30/2012	(0.50)
53481700	AWWSC Rents CAPX	UZ	2000000227	9/30/2012	(0.17)
53481700	AWWSC Rents CAPX	UZ	2000000223	9/30/2012	(0.17)
53481700	AWWSC Rents CAPX	UZ	2000000227	9/30/2012	(0.17)
53481700	AWWSC Rents CAPX	UZ	2000000223	9/30/2012	(0.34)
53481700	AWWSC Rents CAPX	UZ	2000000225	9/30/2012	(0.50)
53481700	AWWSC Rents CAPX	UZ	2000000227	9/30/2012	(0.34)
53481700	AWWSC Rents CAPX	UZ	2000000225	9/30/2012	(1.18)

Kentucky American Water Company  
Case No. 2012-00520  
Response to PSC DR1, Item 31

Account	Description	Doc Type	Document Number	Posting Date	Amount
53481700	AWWSC Rents CAPX	UZ	2000000223	9/30/2012	(2.02)
53481700	AWWSC Rents CAPX	UZ	2000000227	9/30/2012	(0.67)
53481700	AWWSC Rents CAPX	UZ	2000000227	9/30/2012	(1.34)
53481700	AWWSC Rents CAPX	UZ	2000000225	9/30/2012	(0.50)
53481700	AWWSC Rents CAPX	UZ	2000000223	9/30/2012	(1.04)
53481700	AWWSC Rents CAPX	UZ	2000000223	9/30/2012	(0.34)
53481700	AWWSC Rents CAPX	UZ	2000000223	9/30/2012	(0.34)
53481700	AWWSC Rents CAPX	UZ	2000000225	9/30/2012	(0.50)
53481700	AWWSC Rents CAPX	UZ	2000000227	9/30/2012	(0.17)
53481700	AWWSC Rents CAPX	UZ	2000000225	9/30/2012	(0.50)
53481700	AWWSC Rents CAPX	UZ	2000000227	9/30/2012	(0.17)
53481700	AWWSC Rents CAPX	UZ	2000000225	9/30/2012	(0.50)
53481700	AWWSC Rents CAPX	UZ	2000000225	9/30/2012	(0.17)
53481700	AWWSC Rents CAPX	UZ	2000000225	9/30/2012	(0.17)
53481700	AWWSC Rents CAPX	UZ	2000000225	9/30/2012	(0.17)
53481700	AWWSC Rents CAPX	UZ	2000000223	9/30/2012	(0.34)
53481700	AWWSC Rents CAPX	UZ	2000000225	9/30/2012	(0.17)
53481700	AWWSC Rents CAPX	UZ	2000000225	9/30/2012	(0.17)
53481700	AWWSC Rents CAPX	UZ	2000000227	9/30/2012	(0.17)
53481700	AWWSC Rents CAPX	UZ	2000000225	9/30/2012	(0.17)
53481700	AWWSC Rents CAPX	UZ	2000000222	9/30/2012	(1.85)
53481700	AWWSC Rents CAPX	UZ	2000000223	9/30/2012	(1.01)
53481700	AWWSC Rents CAPX	UZ	2000000225	9/30/2012	(0.50)
53481700	AWWSC Rents CAPX	UZ	2000000222	9/30/2012	(0.34)
53481700	AWWSC Rents CAPX	UZ	2000000225	9/30/2012	(0.67)
53481700	AWWSC Rents CAPX	UZ	2000000223	9/30/2012	(0.17)
53481700	AWWSC Rents CAPX	UZ	2000000225	9/30/2012	(0.17)
53481700	AWWSC Rents CAPX	UZ	2000000223	9/30/2012	(0.17)
53481700	AWWSC Rents CAPX	UZ	2000000223	9/30/2012	(0.17)
53481700	AWWSC Rents CAPX	UZ	2000000223	9/30/2012	(0.67)
53481700	AWWSC Rents CAPX	UZ	2000000227	9/30/2012	(1.44)
53481700	AWWSC Rents CAPX	UZ	2000000227	9/30/2012	(1.18)
53481700	AWWSC Rents CAPX	UZ	2000000227	9/30/2012	(0.50)
53481700	AWWSC Rents CAPX	UZ	2000000225	9/30/2012	(0.50)
53481700	AWWSC Rents CAPX	UZ	2000000223	9/30/2012	(0.67)
53481700	AWWSC Rents CAPX	UZ	2000000223	9/30/2012	(0.67)
53481700	AWWSC Rents CAPX	UZ	2000000225	9/30/2012	(0.84)
53481700	AWWSC Rents CAPX	UZ	2000000225	9/30/2012	(0.84)
53481700	AWWSC Rents CAPX	UZ	2000000227	9/30/2012	(9.41)
53481700	AWWSC Rents CAPX	UZ	2000000223	9/30/2012	(5.37)
53481700	AWWSC Rents CAPX	UZ	2000000225	9/30/2012	(1.01)
53481700	AWWSC Rents CAPX	UZ	2000000227	9/30/2012	(0.84)
53481700	AWWSC Rents CAPX	UZ	2000000226	9/30/2012	(0.50)
53481700	AWWSC Rents CAPX	UZ	2000000223	9/30/2012	(1.01)
53481700	AWWSC Rents CAPX	UZ	2000000225	9/30/2012	(0.67)
53481700	AWWSC Rents CAPX	UZ	2000000225	9/30/2012	(0.34)
53481700	AWWSC Rents CAPX	UZ	2000000225	9/30/2012	(0.67)
53481700	AWWSC Rents CAPX	UZ	2000000223	9/30/2012	(0.67)
53481700	AWWSC Rents CAPX	UZ	2000000223	9/30/2012	(0.67)
53481700	AWWSC Rents CAPX	UZ	2000000227	9/30/2012	(2.52)
53481700	AWWSC Rents CAPX	UZ	2000000223	9/30/2012	(2.02)
53481700	AWWSC Rents CAPX	UZ	2000000223	9/30/2012	(5.54)
53481700	AWWSC Rents CAPX	UZ	2000000225	9/30/2012	(0.84)
53481700	AWWSC Rents CAPX	UZ	2000000225	9/30/2012	(0.84)
53481700	AWWSC Rents CAPX	UZ	2000000225	9/30/2012	(0.34)
53481700	AWWSC Rents CAPX	UZ	2000000227	9/30/2012	(0.17)
53481700	AWWSC Rents CAPX	UZ	2000000225	9/30/2012	(0.84)
53481700	AWWSC Rents CAPX	UZ	2000000225	9/30/2012	(0.34)
53481700	AWWSC Rents CAPX	UZ	2000000223	9/30/2012	(1.01)
53481700	AWWSC Rents CAPX	UZ	2000000223	9/30/2012	(0.34)
53481700	AWWSC Rents CAPX	UZ	2000000223	9/30/2012	(0.67)
53481700	AWWSC Rents CAPX	UZ	2000000223	9/30/2012	(0.34)
53481700	AWWSC Rents CAPX	UZ	2000000223	9/30/2012	(0.34)
53481700	AWWSC Rents CAPX	UZ	2000000225	9/30/2012	(1.01)
53481700	AWWSC Rents CAPX	UZ	2000000223	9/30/2012	(0.17)
53481700	AWWSC Rents CAPX	UZ	2000000225	9/30/2012	(0.34)
53481700	AWWSC Rents CAPX	UZ	2000000225	9/30/2012	(1.01)
53481700	AWWSC Rents CAPX	UZ	2000000225	9/30/2012	(0.67)
53481700	AWWSC Rents CAPX	UZ	2000000225	9/30/2012	(12.74)
53481700	AWWSC Rents CAPX	UZ	2000000225	9/30/2012	(12.74)
53481700	AWWSC Rents CAPX	UZ	2000000223	9/30/2012	(17.52)
53481700	AWWSC Rents CAPX	UZ	2000000225	9/30/2012	(14.33)
53481700	AWWSC Rents CAPX	UZ	2000000223	9/30/2012	(7.96)
53481700	AWWSC Rents CAPX	UZ	2000000227	9/30/2012	(22.30)
53481700	AWWSC Rents CAPX	UZ	2000000225	9/30/2012	(19.11)
53482100	AWWSC Oth O&M CAPX	CF	9300001861	9/30/2012	161.88
53482100	AWWSC Oth O&M CAPX	CF	9300001862	9/30/2012	127.68
53482100	AWWSC Oth O&M CAPX	CF	9300001864	9/30/2012	297.98
53482100	AWWSC Oth O&M CAPX	CF	9300001865	9/30/2012	12.43
53482100	AWWSC Oth O&M CAPX	CF	9300001869	9/30/2012	110.90

Kentucky American Water Company  
Case No. 2012-00520  
Response to PSC DR1, Item 31

Account	Description	Doc Type	Document Number	Posting Date	Amount
53482100	AWWSC Oth O&M CAPX	CF	9300001906	9/30/2012	140.96
53482100	AWWSC Oth O&M CAPX	CF	9300001908	9/30/2012	140.96
53482100	AWWSC Oth O&M CAPX	CF	9300001910	9/30/2012	140.96
53482100	AWWSC Oth O&M CAPX	CF	9300001934	9/30/2012	5,350.17
53482100	AWWSC Oth O&M CAPX	CF	9300001936	9/30/2012	5,350.17
53482100	AWWSC Oth O&M CAPX	CF	9300001938	9/30/2012	5,350.17
53482100	AWWSC Oth O&M CAPX	CF	9300001958	9/30/2012	370.55
53482100	AWWSC Oth O&M CAPX	CF	9300001960	9/30/2012	370.55
53482100	AWWSC Oth O&M CAPX	CF	9300001962	9/30/2012	247.03
53482100	AWWSC Oth O&M CAPX	CF	9300001964	9/30/2012	247.03
53482100	AWWSC Oth O&M CAPX	CF	9300001966	9/30/2012	247.03
53482100	AWWSC Oth O&M CAPX	CF	9300002044	9/30/2012	8,036.23
53482100	AWWSC Oth O&M CAPX	CF	9300002047	9/30/2012	0.20
53482100	AWWSC Oth O&M CAPX	CF	9300002048	9/30/2012	8,047.63
53482100	AWWSC Oth O&M CAPX	CF	9300002049	9/30/2012	576.82
53482100	AWWSC Oth O&M CAPX	CF	9300002055	9/30/2012	585.16
53482100	AWWSC Oth O&M CAPX	CF	9300002064	9/30/2012	0.05
53482100	AWWSC Oth O&M CAPX	CF	9300002067	9/30/2012	8.51
53482100	AWWSC Oth O&M CAPX	CF	9300002076	9/30/2012	1.05
53482100	AWWSC Oth O&M CAPX	CF	9300002089	9/30/2012	4.72
53482100	AWWSC Oth O&M CAPX	CF	9300002097	9/30/2012	13.18
53482100	AWWSC Oth O&M CAPX	CF	9300002100	9/30/2012	69.57
53482100	AWWSC Oth O&M CAPX	CF	9300002113	9/30/2012	384.55
53482100	AWWSC Oth O&M CAPX	CF	9300002116	9/30/2012	384.55
53482100	AWWSC Oth O&M CAPX	CF	9300002120	9/30/2012	400.71
53482100	AWWSC Oth O&M CAPX	CF	9300002146	9/30/2012	4.65
53482100	AWWSC Oth O&M CAPX	CF	9300002180	9/30/2012	(415.96)
53482100	AWWSC Oth O&M CAPX	CF	9300002187	9/30/2012	86.08
53482100	AWWSC Oth O&M CAPX	CF	9300002188	9/30/2012	126.55
53482100	AWWSC Oth O&M CAPX	CF	9300002190	9/30/2012	2.13
53482100	AWWSC Oth O&M CAPX	CF	9300002192	9/30/2012	97.85
53482100	AWWSC Oth O&M CAPX	CF	9300002195	9/30/2012	6.89
53482100	AWWSC Oth O&M CAPX	CF	9300002199	9/30/2012	8.09
53482100	AWWSC Oth O&M CAPX	CF	9300002203	9/30/2012	0.36
53482100	AWWSC Oth O&M CAPX	CF	9300002205	9/30/2012	0.36
53482100	AWWSC Oth O&M CAPX	CF	9300002207	9/30/2012	0.36
53482100	AWWSC Oth O&M CAPX	CF	9300002209	9/30/2012	181.18
53482100	AWWSC Oth O&M CAPX	CF	9300002211	9/30/2012	123.09
53482100	AWWSC Oth O&M CAPX	CF	9300002213	9/30/2012	110.88
53482100	AWWSC Oth O&M CAPX	CF	9300002215	9/30/2012	0.36
53482100	AWWSC Oth O&M CAPX	CF	9300002222	9/30/2012	364.12
53482100	AWWSC Oth O&M CAPX	CF	9300002554	9/30/2012	3.84
53482100	AWWSC Oth O&M CAPX	CF	9300002555	9/30/2012	3.78
53482100	AWWSC Oth O&M CAPX	CF	9300002556	9/30/2012	7.66
53482100	AWWSC Oth O&M CAPX	CF	9300002559	9/30/2012	6.16
53482100	AWWSC Oth O&M CAPX	CF	9300002560	9/30/2012	3.21
53482100	AWWSC Oth O&M CAPX	CF	9300002562	9/30/2012	1.23
53482100	AWWSC Oth O&M CAPX	CF	9300002563	9/30/2012	1.64
53482100	AWWSC Oth O&M CAPX	CF	9300002564	9/30/2012	0.92
53482100	AWWSC Oth O&M CAPX	CF	9300002565	9/30/2012	3.10
53482100	AWWSC Oth O&M CAPX	CF	9300002566	9/30/2012	3.92
53482100	AWWSC Oth O&M CAPX	CF	9300002568	9/30/2012	(36.64)
53482100	AWWSC Oth O&M CAPX	CF	9300002570	9/30/2012	56.16
53482100	AWWSC Oth O&M CAPX	CF	9300002572	9/30/2012	1.59
53482100	AWWSC Oth O&M CAPX	CF	9300002572	9/30/2012	4.04
53482100	AWWSC Oth O&M CAPX	CF	9300002573	9/30/2012	1.05
53482100	AWWSC Oth O&M CAPX	CF	9300002574	9/30/2012	8.08
53482100	AWWSC Oth O&M CAPX	CF	9300002575	9/30/2012	1.50
53482100	AWWSC Oth O&M CAPX	CF	9300002576	9/30/2012	7.21
53482100	AWWSC Oth O&M CAPX	CF	9300002578	9/30/2012	1.35
53482100	AWWSC Oth O&M CAPX	CF	9300002581	9/30/2012	3.75
53482100	AWWSC Oth O&M CAPX	CF	9300002582	9/30/2012	2.43
53482100	AWWSC Oth O&M CAPX	CF	9300002584	9/30/2012	3.64
53482100	AWWSC Oth O&M CAPX	CF	9300002586	9/30/2012	3.25
53482100	AWWSC Oth O&M CAPX	CF	9300002586	9/30/2012	90.45
53482100	AWWSC Oth O&M CAPX	CF	9300002587	9/30/2012	53.62
53482100	AWWSC Oth O&M CAPX	CF	9300002588	9/30/2012	0.67
53482100	AWWSC Oth O&M CAPX	CF	9300002589	9/30/2012	6.32
53482100	AWWSC Oth O&M CAPX	CF	9300002590	9/30/2012	0.20
53482100	AWWSC Oth O&M CAPX	CF	9300002590	9/30/2012	2.70
53482100	AWWSC Oth O&M CAPX	CF	9300002590	9/30/2012	0.01
53482100	AWWSC Oth O&M CAPX	CF	9300002591	9/30/2012	0.23
53482100	AWWSC Oth O&M CAPX	CF	9300002592	9/30/2012	(0.11)
53482100	AWWSC Oth O&M CAPX	CF	9300002593	9/30/2012	0.24
53482100	AWWSC Oth O&M CAPX	CF	9300002593	9/30/2012	2.17
53482100	AWWSC Oth O&M CAPX	CF	9300002593	9/30/2012	0.02
53482100	AWWSC Oth O&M CAPX	CF	9300002594	9/30/2012	0.20

Kentucky American Water Company  
Case No. 2012-00520  
Response to PSC DR1, Item 31

Account	Description	Doc Type	Document Number	Posting Date	Amount
53482100	AWWSC Oth O&M CAPX	CF	9300002594	9/30/2012	0.34
53482100	AWWSC Oth O&M CAPX	CF	9300002595	9/30/2012	112.60
53482100	AWWSC Oth O&M CAPX	CF	9300002595	9/30/2012	148.64
53482100	AWWSC Oth O&M CAPX	CF	9300002595	9/30/2012	30.92
53482100	AWWSC Oth O&M CAPX	CF	9300002595	9/30/2012	40.81
53482100	AWWSC Oth O&M CAPX	CF	9300002596	9/30/2012	309.95
53482100	AWWSC Oth O&M CAPX	CF	9300002596	9/30/2012	49.10
53482100	AWWSC Oth O&M CAPX	CF	9300002596	9/30/2012	85.10
53482100	AWWSC Oth O&M CAPX	CF	9300002596	9/30/2012	13.48
53482100	AWWSC Oth O&M CAPX	CF	9300002597	9/30/2012	193.53
53482100	AWWSC Oth O&M CAPX	CF	9300002597	9/30/2012	53.14
53482100	AWWSC Oth O&M CAPX	CF	9300002598	9/30/2012	64.97
53482100	AWWSC Oth O&M CAPX	CF	9300002598	9/30/2012	17.84
53482100	AWWSC Oth O&M CAPX	CF	9300002599	9/30/2012	140.89
53482100	AWWSC Oth O&M CAPX	CF	9300002599	9/30/2012	38.68
53482100	AWWSC Oth O&M CAPX	CF	9300002600	9/30/2012	0.02
53482100	AWWSC Oth O&M CAPX	CF	9300002601	9/30/2012	0.19
53482100	AWWSC Oth O&M CAPX	CF	9300002601	9/30/2012	2.89
53482100	AWWSC Oth O&M CAPX	CF	9300002602	9/30/2012	0.01
53482100	AWWSC Oth O&M CAPX	CF	9300002602	9/30/2012	0.01
53482100	AWWSC Oth O&M CAPX	CF	9300002603	9/30/2012	0.11
53482100	AWWSC Oth O&M CAPX	CF	9300002603	9/30/2012	0.11
53482100	AWWSC Oth O&M CAPX	CF	9300002604	9/30/2012	0.54
53482100	AWWSC Oth O&M CAPX	CF	9300002604	9/30/2012	1.13
53482100	AWWSC Oth O&M CAPX	CF	9300002604	9/30/2012	0.02
53482100	AWWSC Oth O&M CAPX	CF	9300002605	9/30/2012	0.08
53482100	AWWSC Oth O&M CAPX	CF	9300002605	9/30/2012	0.09
53482100	AWWSC Oth O&M CAPX	CF	9300002605	9/30/2012	0.01
53482100	AWWSC Oth O&M CAPX	CF	9300002606	9/30/2012	1.22
53482100	AWWSC Oth O&M CAPX	CF	9300002606	9/30/2012	0.76
53482100	AWWSC Oth O&M CAPX	CF	9300002607	9/30/2012	0.01
53482100	AWWSC Oth O&M CAPX	CF	9300002607	9/30/2012	0.16
53482100	AWWSC Oth O&M CAPX	CF	9300002614	9/30/2012	104.87
53482100	AWWSC Oth O&M CAPX	CF	9300002620	9/30/2012	123.81
53482100	AWWSC Oth O&M CAPX	CF	9300002628	9/30/2012	151.08
53482100	AWWSC Oth O&M CAPX	CF	9300002629	9/30/2012	1,752.49
53482100	AWWSC Oth O&M CAPX	CF	9300002653	9/30/2012	121.89
53482100	AWWSC Oth O&M CAPX	CF	9300002662	9/30/2012	93.52
53482100	AWWSC Oth O&M CAPX	CF	9300002667	9/30/2012	222.89
53482100	AWWSC Oth O&M CAPX	CF	9300002670	9/30/2012	27.79
53482100	AWWSC Oth O&M CAPX	CF	9300002670	9/30/2012	49.27
53482100	AWWSC Oth O&M CAPX	CF	9300002671	9/30/2012	49.13
53482100	AWWSC Oth O&M CAPX	CF	9300002671	9/30/2012	97.07
53482100	AWWSC Oth O&M CAPX	CF	9300002671	9/30/2012	22.73
53482100	AWWSC Oth O&M CAPX	CF	9300002671	9/30/2012	29.75
53482100	AWWSC Oth O&M CAPX	CF	9300002671	9/30/2012	45.20
53482100	AWWSC Oth O&M CAPX	CF	9300002671	9/30/2012	33.41
53482100	AWWSC Oth O&M CAPX	CF	9300002671	9/30/2012	65.63
53482100	AWWSC Oth O&M CAPX	CF	9300002672	9/30/2012	3.98
53482100	AWWSC Oth O&M CAPX	UT	9300002544	9/30/2012	(710.87)
53482100	AWWSC Oth O&M CAPX	UT	9300002695	9/30/2012	(1,597.10)
53482100	AWWSC Oth O&M CAPX	UZ	2000000223	9/30/2012	(279.97)
53482100	AWWSC Oth O&M CAPX	UZ	2000000214	9/30/2012	(110.88)
53482100	AWWSC Oth O&M CAPX	UZ	2000000214	9/30/2012	(123.09)
53482100	AWWSC Oth O&M CAPX	UZ	2000000227	9/30/2012	(6.70)
53482100	AWWSC Oth O&M CAPX	UZ	2000000214	9/30/2012	(364.12)
53482100	AWWSC Oth O&M CAPX	UZ	2000000225	9/30/2012	(20.13)
53482100	AWWSC Oth O&M CAPX	UZ	2000000213	9/30/2012	(181.18)
53482100	AWWSC Oth O&M CAPX	UZ	2000000223	9/30/2012	(6.70)
53482100	AWWSC Oth O&M CAPX	UZ	2000000214	9/30/2012	(0.36)
53482100	AWWSC Oth O&M CAPX	UZ	2000000227	9/30/2012	(6.70)
53482100	AWWSC Oth O&M CAPX	UZ	2000000214	9/30/2012	(0.36)
53482100	AWWSC Oth O&M CAPX	UZ	2000000227	9/30/2012	(6.70)
53482100	AWWSC Oth O&M CAPX	UZ	2000000213	9/30/2012	(0.36)
53482100	AWWSC Oth O&M CAPX	UZ	2000000225	9/30/2012	(13.43)
53482100	AWWSC Oth O&M CAPX	UZ	2000000223	9/30/2012	(20.13)
53482100	AWWSC Oth O&M CAPX	UZ	2000000223	9/30/2012	(13.43)
53482100	AWWSC Oth O&M CAPX	UZ	2000000214	9/30/2012	(6.89)
53482100	AWWSC Oth O&M CAPX	UZ	2000000225	9/30/2012	(46.98)
53482100	AWWSC Oth O&M CAPX	UZ	2000000216	9/30/2012	(2.13)
53482100	AWWSC Oth O&M CAPX	UZ	2000000225	9/30/2012	(80.56)
53482100	AWWSC Oth O&M CAPX	UZ	2000000213	9/30/2012	(0.36)
53482100	AWWSC Oth O&M CAPX	UZ	2000000223	9/30/2012	(26.85)
53482100	AWWSC Oth O&M CAPX	UZ	2000000214	9/30/2012	(97.85)
53482100	AWWSC Oth O&M CAPX	UZ	2000000213	9/30/2012	(212.63)
53482100	AWWSC Oth O&M CAPX	UZ	2000000213	9/30/2012	(8.09)
53482100	AWWSC Oth O&M CAPX	UZ	2000000223	9/30/2012	(53.70)

Kentucky American Water Company  
Case No. 2012-00520  
Response to PSC DR1, Item 31

Account	Description	Doc Type	Document Number	Posting Date	Amount
53482100	AWWSC Oth O&M CAPX	UZ	2000000227	9/30/2012	(20.13)
53482100	AWWSC Oth O&M CAPX	UZ	2000000214	9/30/2012	415.96
53482100	AWWSC Oth O&M CAPX	UZ	2000000225	9/30/2012	(25.93)
53482100	AWWSC Oth O&M CAPX	UZ	2000000227	9/30/2012	0.10
53482100	AWWSC Oth O&M CAPX	UZ	2000000223	9/30/2012	(13.43)
53482100	AWWSC Oth O&M CAPX	UZ	2000000225	9/30/2012	(13.43)
53482100	AWWSC Oth O&M CAPX	UZ	2000000225	9/30/2012	(20.13)
53482100	AWWSC Oth O&M CAPX	UZ	2000000225	9/30/2012	(6.70)
53482100	AWWSC Oth O&M CAPX	UZ	2000000225	9/30/2012	(20.13)
53482100	AWWSC Oth O&M CAPX	UZ	2000000225	9/30/2012	(6.70)
53482100	AWWSC Oth O&M CAPX	UZ	2000000223	9/30/2012	(6.70)
53482100	AWWSC Oth O&M CAPX	UZ	2000000223	9/30/2012	(6.70)
53482100	AWWSC Oth O&M CAPX	UZ	2000000214	9/30/2012	(4.65)
53482100	AWWSC Oth O&M CAPX	UZ	2000000223	9/30/2012	(13.43)
53482100	AWWSC Oth O&M CAPX	UZ	2000000225	9/30/2012	(6.70)
53482100	AWWSC Oth O&M CAPX	UZ	2000000225	9/30/2012	(6.70)
53482100	AWWSC Oth O&M CAPX	UZ	2000000223	9/30/2012	(6.70)
53482100	AWWSC Oth O&M CAPX	UZ	2000000223	9/30/2012	(6.70)
53482100	AWWSC Oth O&M CAPX	UZ	2000000213	9/30/2012	(400.71)
53482100	AWWSC Oth O&M CAPX	UZ	2000000213	9/30/2012	(384.55)
53482100	AWWSC Oth O&M CAPX	UZ	2000000214	9/30/2012	(384.55)
53482100	AWWSC Oth O&M CAPX	UZ	2000000225	9/30/2012	(6.70)
53482100	AWWSC Oth O&M CAPX	UZ	2000000225	9/30/2012	(73.83)
53482100	AWWSC Oth O&M CAPX	UZ	2000000213	9/30/2012	(69.57)
53482100	AWWSC Oth O&M CAPX	UZ	2000000225	9/30/2012	(40.27)
53482100	AWWSC Oth O&M CAPX	UZ	2000000214	9/30/2012	(13.18)
53482100	AWWSC Oth O&M CAPX	UZ	2000000214	9/30/2012	(4.72)
53482100	AWWSC Oth O&M CAPX	UZ	2000000223	9/30/2012	(20.13)
53482100	AWWSC Oth O&M CAPX	UZ	2000000222	9/30/2012	(13.43)
53482100	AWWSC Oth O&M CAPX	UZ	2000000225	9/30/2012	(26.85)
53482100	AWWSC Oth O&M CAPX	UZ	2000000227	9/30/2012	(6.70)
53482100	AWWSC Oth O&M CAPX	UZ	2000000225	9/30/2012	(6.70)
53482100	AWWSC Oth O&M CAPX	UZ	2000000214	9/30/2012	(1.05)
53482100	AWWSC Oth O&M CAPX	UZ	2000000223	9/30/2012	(6.70)
53482100	AWWSC Oth O&M CAPX	UZ	2000000223	9/30/2012	(26.85)
53482100	AWWSC Oth O&M CAPX	UZ	2000000223	9/30/2012	(54.34)
53482100	AWWSC Oth O&M CAPX	UZ	2000000225	9/30/2012	(46.98)
53482100	AWWSC Oth O&M CAPX	UZ	2000000214	9/30/2012	(8.51)
53482100	AWWSC Oth O&M CAPX	UZ	2000000223	9/30/2012	(20.13)
53482100	AWWSC Oth O&M CAPX	UZ	2000000216	9/30/2012	(0.05)
53482100	AWWSC Oth O&M CAPX	UZ	2000000227	9/30/2012	(20.13)
53482100	AWWSC Oth O&M CAPX	UZ	2000000223	9/30/2012	(26.85)
53482100	AWWSC Oth O&M CAPX	UZ	2000000223	9/30/2012	(26.85)
53482100	AWWSC Oth O&M CAPX	UZ	2000000214	9/30/2012	(585.16)
53482100	AWWSC Oth O&M CAPX	UZ	2000000225	9/30/2012	(33.56)
53482100	AWWSC Oth O&M CAPX	UZ	2000000214	9/30/2012	(576.82)
53482100	AWWSC Oth O&M CAPX	UZ	2000000225	9/30/2012	(33.56)
53482100	AWWSC Oth O&M CAPX	UZ	2000000214	9/30/2012	(8,047.83)
53482100	AWWSC Oth O&M CAPX	UZ	2000000225	9/30/2012	(375.88)
53482100	AWWSC Oth O&M CAPX	UZ	2000000213	9/30/2012	(8,036.23)
53482100	AWWSC Oth O&M CAPX	UZ	2000000223	9/30/2012	(214.80)
53482100	AWWSC Oth O&M CAPX	UZ	2000000225	9/30/2012	(40.27)
53482100	AWWSC Oth O&M CAPX	UZ	2000000225	9/30/2012	(33.56)
53482100	AWWSC Oth O&M CAPX	UZ	2000000213	9/30/2012	(247.03)
53482100	AWWSC Oth O&M CAPX	UZ	2000000213	9/30/2012	(247.03)
53482100	AWWSC Oth O&M CAPX	UZ	2000000213	9/30/2012	(247.03)
53482100	AWWSC Oth O&M CAPX	UZ	2000000214	9/30/2012	(370.55)
53482100	AWWSC Oth O&M CAPX	UZ	2000000213	9/30/2012	(370.55)
53482100	AWWSC Oth O&M CAPX	UZ	2000000227	9/30/2012	(20.13)
53482100	AWWSC Oth O&M CAPX	UZ	2000000223	9/30/2012	(40.27)
53482100	AWWSC Oth O&M CAPX	UZ	2000000227	9/30/2012	(26.85)
53482100	AWWSC Oth O&M CAPX	UZ	2000000225	9/30/2012	(13.43)
53482100	AWWSC Oth O&M CAPX	UZ	2000000227	9/30/2012	(26.85)
53482100	AWWSC Oth O&M CAPX	UZ	2000000225	9/30/2012	(26.85)
53482100	AWWSC Oth O&M CAPX	UZ	2000000227	9/30/2012	(26.85)
53482100	AWWSC Oth O&M CAPX	UZ	2000000214	9/30/2012	(5,350.17)
53482100	AWWSC Oth O&M CAPX	UZ	2000000225	9/30/2012	(100.67)
53482100	AWWSC Oth O&M CAPX	UZ	2000000213	9/30/2012	(5,350.17)
53482100	AWWSC Oth O&M CAPX	UZ	2000000225	9/30/2012	(80.56)
53482100	AWWSC Oth O&M CAPX	UZ	2000000213	9/30/2012	(5,350.17)
53482100	AWWSC Oth O&M CAPX	UZ	2000000223	9/30/2012	(221.49)
53482100	AWWSC Oth O&M CAPX	UZ	2000000223	9/30/2012	(33.56)
53482100	AWWSC Oth O&M CAPX	UZ	2000000225	9/30/2012	(33.56)
53482100	AWWSC Oth O&M CAPX	UZ	2000000225	9/30/2012	(13.43)
53482100	AWWSC Oth O&M CAPX	UZ	2000000223	9/30/2012	(6.70)
53482100	AWWSC Oth O&M CAPX	UZ	2000000223	9/30/2012	(33.56)
53482100	AWWSC Oth O&M CAPX	UZ	2000000225	9/30/2012	(13.43)
53482100	AWWSC Oth O&M CAPX	UZ	2000000225	9/30/2012	(40.27)

Kentucky American Water Company  
Case No. 2012-00520  
Response to PSC DR1, Item 31

Account	Description	Doc Type	Document Number	Posting Date	Amount
53482100	AWWSC Oth O&M CAPX	UZ	2000000214	9/30/2012	(140.96)
53482100	AWWSC Oth O&M CAPX	UZ	2000000222	9/30/2012	(13.43)
53482100	AWWSC Oth O&M CAPX	UZ	2000000216	9/30/2012	(140.96)
53482100	AWWSC Oth O&M CAPX	UZ	2000000227	9/30/2012	(26.85)
53482100	AWWSC Oth O&M CAPX	UZ	2000000214	9/30/2012	(140.96)
53482100	AWWSC Oth O&M CAPX	UZ	2000000223	9/30/2012	(13.43)
53482100	AWWSC Oth O&M CAPX	UZ	2000000223	9/30/2012	(13.43)
53482100	AWWSC Oth O&M CAPX	UZ	2000000225	9/30/2012	(40.27)
53482100	AWWSC Oth O&M CAPX	UZ	2000000227	9/30/2012	(6.70)
53482100	AWWSC Oth O&M CAPX	UZ	2000000225	9/30/2012	(13.43)
53482100	AWWSC Oth O&M CAPX	UZ	2000000225	9/30/2012	(40.27)
53482100	AWWSC Oth O&M CAPX	UZ	2000000223	9/30/2012	(26.85)
53482100	AWWSC Oth O&M CAPX	UZ	2000000227	9/30/2012	(12.46)
53482100	AWWSC Oth O&M CAPX	UZ	2000000227	9/30/2012	1.63
53482100	AWWSC Oth O&M CAPX	UZ	2000000223	9/30/2012	1.63
53482100	AWWSC Oth O&M CAPX	UZ	2000000225	9/30/2012	(12.46)
53482100	AWWSC Oth O&M CAPX	UZ	2000000223	9/30/2012	(17.15)
53482100	AWWSC Oth O&M CAPX	UZ	2000000225	9/30/2012	2.24
53482100	AWWSC Oth O&M CAPX	UZ	2000000225	9/30/2012	1.83
53482100	AWWSC Oth O&M CAPX	UZ	2000000225	9/30/2012	(14.01)
53482100	AWWSC Oth O&M CAPX	UZ	2000000223	9/30/2012	(7.80)
53482100	AWWSC Oth O&M CAPX	UZ	2000000225	9/30/2012	1.02
53482100	AWWSC Oth O&M CAPX	UZ	2000000227	9/30/2012	(21.82)
53482100	AWWSC Oth O&M CAPX	UZ	2000000227	9/30/2012	2.85
53482100	AWWSC Oth O&M CAPX	UZ	2000000223	9/30/2012	(18.71)
53482100	AWWSC Oth O&M CAPX	UZ	2000000223	9/30/2012	2.44
53482200	AWWSC Dpr/Amrt CAPX	CF	9300002037	9/30/2012	1,828.36
53482200	AWWSC Dpr/Amrt CAPX	CF	9300002038	9/30/2012	1,828.36
53482200	AWWSC Dpr/Amrt CAPX	CF	9300002039	9/30/2012	1,828.36
53482200	AWWSC Dpr/Amrt CAPX	CF	9300002040	9/30/2012	1,828.36
53482200	AWWSC Dpr/Amrt CAPX	CF	9300002041	9/30/2012	1,828.36
53482200	AWWSC Dpr/Amrt CAPX	CF	9300002566	9/30/2012	10.32
53482200	AWWSC Dpr/Amrt CAPX	CF	9300002568	9/30/2012	2.87
53482200	AWWSC Dpr/Amrt CAPX	CF	9300002570	9/30/2012	348.99
53482200	AWWSC Dpr/Amrt CAPX	CF	9300002587	9/30/2012	3.56
53482200	AWWSC Dpr/Amrt CAPX	CF	9300002591	9/30/2012	3.36
53482200	AWWSC Dpr/Amrt CAPX	CF	9300002595	9/30/2012	175.96
53482200	AWWSC Dpr/Amrt CAPX	CF	9300002595	9/30/2012	48.31
53482200	AWWSC Dpr/Amrt CAPX	CF	9300002596	9/30/2012	(1,984.42)
53482200	AWWSC Dpr/Amrt CAPX	CF	9300002596	9/30/2012	41.92
53482200	AWWSC Dpr/Amrt CAPX	CF	9300002596	9/30/2012	(544.86)
53482200	AWWSC Dpr/Amrt CAPX	CF	9300002596	9/30/2012	11.51
53482200	AWWSC Dpr/Amrt CAPX	CF	9300002597	9/30/2012	272.35
53482200	AWWSC Dpr/Amrt CAPX	CF	9300002597	9/30/2012	74.78
53482200	AWWSC Dpr/Amrt CAPX	CF	9300002602	9/30/2012	18.50
53482200	AWWSC Dpr/Amrt CAPX	CF	9300002603	9/30/2012	0.28
53482200	AWWSC Dpr/Amrt CAPX	CF	9300002606	9/30/2012	1.27
53482200	AWWSC Dpr/Amrt CAPX	CF	9300002646	9/30/2012	440.45
53482200	AWWSC Dpr/Amrt CAPX	CF	9300002671	9/30/2012	483.22
53482200	AWWSC Dpr/Amrt CAPX	UT	9300002695	9/30/2012	781.21
53482200	AWWSC Dpr/Amrt CAPX	UZ	2000000223	9/30/2012	(134.60)
53482200	AWWSC Dpr/Amrt CAPX	UZ	2000000227	9/30/2012	544.86
53482200	AWWSC Dpr/Amrt CAPX	UZ	2000000222	9/30/2012	(1.15)
53482200	AWWSC Dpr/Amrt CAPX	UZ	2000000227	9/30/2012	(3.45)
53482200	AWWSC Dpr/Amrt CAPX	UZ	2000000227	9/30/2012	(1.15)
53482200	AWWSC Dpr/Amrt CAPX	UZ	2000000223	9/30/2012	(1.15)
53482200	AWWSC Dpr/Amrt CAPX	UZ	2000000223	9/30/2012	(1.15)
53482200	AWWSC Dpr/Amrt CAPX	UZ	2000000227	9/30/2012	(2.30)
53482200	AWWSC Dpr/Amrt CAPX	UZ	2000000223	9/30/2012	(3.45)
53482200	AWWSC Dpr/Amrt CAPX	UZ	2000000222	9/30/2012	(2.30)
53482200	AWWSC Dpr/Amrt CAPX	UZ	2000000223	9/30/2012	(8.05)
53482200	AWWSC Dpr/Amrt CAPX	UZ	2000000225	9/30/2012	(13.80)
53482200	AWWSC Dpr/Amrt CAPX	UZ	2000000223	9/30/2012	(4.60)
53482200	AWWSC Dpr/Amrt CAPX	UZ	2000000223	9/30/2012	(9.20)
53482200	AWWSC Dpr/Amrt CAPX	UZ	2000000223	9/30/2012	(3.45)
53482200	AWWSC Dpr/Amrt CAPX	UZ	2000000227	9/30/2012	(6.63)
53482200	AWWSC Dpr/Amrt CAPX	UZ	2000000225	9/30/2012	(2.30)
53482200	AWWSC Dpr/Amrt CAPX	UZ	2000000225	9/30/2012	(2.30)
53482200	AWWSC Dpr/Amrt CAPX	UZ	2000000223	9/30/2012	(1.15)
53482200	AWWSC Dpr/Amrt CAPX	UZ	2000000223	9/30/2012	(3.45)
53482200	AWWSC Dpr/Amrt CAPX	UZ	2000000225	9/30/2012	(1.15)
53482200	AWWSC Dpr/Amrt CAPX	UZ	2000000223	9/30/2012	(1.15)
53482200	AWWSC Dpr/Amrt CAPX	UZ	2000000223	9/30/2012	(2.30)
53482200	AWWSC Dpr/Amrt CAPX	UZ	2000000222	9/30/2012	(1.15)
53482200	AWWSC Dpr/Amrt CAPX	UZ	2000000223	9/30/2012	(1.15)
53482200	AWWSC Dpr/Amrt CAPX	UZ	2000000223	9/30/2012	(2.30)
53482200	AWWSC Dpr/Amrt CAPX	UZ	2000000222	9/30/2012	(1.15)
53482200	AWWSC Dpr/Amrt CAPX	UZ	2000000223	9/30/2012	(1.15)





Kentucky American Water Company  
Case No. 2012-00520  
Response to PSC DR1, Item 31

Account	Description	Doc Type	Document Number	Posting Date	Amount
53482300	AWWSC Gen Tax CAPX	CF	9300001883	9/30/2012	203.60
53482300	AWWSC Gen Tax CAPX	CF	9300001885	9/30/2012	5.56
53482300	AWWSC Gen Tax CAPX	CF	9300001886	9/30/2012	0.25
53482300	AWWSC Gen Tax CAPX	CF	9300001888	9/30/2012	13.34
53482300	AWWSC Gen Tax CAPX	CF	9300001889	9/30/2012	140.07
53482300	AWWSC Gen Tax CAPX	CF	9300001890	9/30/2012	38.92
53482300	AWWSC Gen Tax CAPX	CF	9300001891	9/30/2012	23.74
53482300	AWWSC Gen Tax CAPX	CF	9300001892	9/30/2012	6.14
53482300	AWWSC Gen Tax CAPX	CF	9300001894	9/30/2012	23.48
53482300	AWWSC Gen Tax CAPX	CF	9300001896	9/30/2012	17.32
53482300	AWWSC Gen Tax CAPX	CF	9300001898	9/30/2012	24.17
53482300	AWWSC Gen Tax CAPX	CF	9300001900	9/30/2012	(0.84)
53482300	AWWSC Gen Tax CAPX	CF	9300001902	9/30/2012	11.38
53482300	AWWSC Gen Tax CAPX	CF	9300001904	9/30/2012	13.95
53482300	AWWSC Gen Tax CAPX	CF	9300001906	9/30/2012	13.52
53482300	AWWSC Gen Tax CAPX	CF	9300001908	9/30/2012	18.84
53482300	AWWSC Gen Tax CAPX	CF	9300001910	9/30/2012	13.50
53482300	AWWSC Gen Tax CAPX	CF	9300001912	9/30/2012	5.75
53482300	AWWSC Gen Tax CAPX	CF	9300001914	9/30/2012	28.93
53482300	AWWSC Gen Tax CAPX	CF	9300001916	9/30/2012	(0.98)
53482300	AWWSC Gen Tax CAPX	CF	9300001922	9/30/2012	18.48
53482300	AWWSC Gen Tax CAPX	CF	9300001924	9/30/2012	15.62
53482300	AWWSC Gen Tax CAPX	CF	9300001926	9/30/2012	15.80
53482300	AWWSC Gen Tax CAPX	CF	9300001928	9/30/2012	2.39
53482300	AWWSC Gen Tax CAPX	CF	9300001930	9/30/2012	24.13
53482300	AWWSC Gen Tax CAPX	CF	9300001932	9/30/2012	26.36
53482300	AWWSC Gen Tax CAPX	CF	9300001934	9/30/2012	149.04
53482300	AWWSC Gen Tax CAPX	CF	9300001936	9/30/2012	83.44
53482300	AWWSC Gen Tax CAPX	CF	9300001938	9/30/2012	81.47
53482300	AWWSC Gen Tax CAPX	CF	9300001940	9/30/2012	20.53
53482300	AWWSC Gen Tax CAPX	CF	9300001942	9/30/2012	20.52
53482300	AWWSC Gen Tax CAPX	CF	9300001944	9/30/2012	20.53
53482300	AWWSC Gen Tax CAPX	CF	9300001946	9/30/2012	8.16
53482300	AWWSC Gen Tax CAPX	CF	9300001948	9/30/2012	8.06
53482300	AWWSC Gen Tax CAPX	CF	9300001950	9/30/2012	(6.50)
53482300	AWWSC Gen Tax CAPX	CF	9300001952	9/30/2012	(12.16)
53482300	AWWSC Gen Tax CAPX	CF	9300001976	9/30/2012	(21.62)
53482300	AWWSC Gen Tax CAPX	CF	9300001977	9/30/2012	37.72
53482300	AWWSC Gen Tax CAPX	CF	9300002006	9/30/2012	(0.88)
53482300	AWWSC Gen Tax CAPX	CF	9300002010	9/30/2012	2.99
53482300	AWWSC Gen Tax CAPX	CF	9300002011	9/30/2012	(0.88)
53482300	AWWSC Gen Tax CAPX	CF	9300002042	9/30/2012	18.18
53482300	AWWSC Gen Tax CAPX	CF	9300002044	9/30/2012	124.89
53482300	AWWSC Gen Tax CAPX	CF	9300002045	9/30/2012	9.84
53482300	AWWSC Gen Tax CAPX	CF	9300002048	9/30/2012	374.23
53482300	AWWSC Gen Tax CAPX	CF	9300002049	9/30/2012	14.21
53482300	AWWSC Gen Tax CAPX	CF	9300002050	9/30/2012	0.04
53482300	AWWSC Gen Tax CAPX	CF	9300002051	9/30/2012	(0.16)
53482300	AWWSC Gen Tax CAPX	CF	9300002052	9/30/2012	0.11
53482300	AWWSC Gen Tax CAPX	CF	9300002054	9/30/2012	(1.73)
53482300	AWWSC Gen Tax CAPX	CF	9300002055	9/30/2012	14.83
53482300	AWWSC Gen Tax CAPX	CF	9300002056	9/30/2012	(0.16)
53482300	AWWSC Gen Tax CAPX	CF	9300002057	9/30/2012	0.13
53482300	AWWSC Gen Tax CAPX	CF	9300002059	9/30/2012	(1.27)
53482300	AWWSC Gen Tax CAPX	CF	9300002060	9/30/2012	20.03
53482300	AWWSC Gen Tax CAPX	CF	9300002062	9/30/2012	20.03
53482300	AWWSC Gen Tax CAPX	CF	9300002064	9/30/2012	19.07
53482300	AWWSC Gen Tax CAPX	CF	9300002065	9/30/2012	(0.99)
53482300	AWWSC Gen Tax CAPX	CF	9300002067	9/30/2012	20.04
53482300	AWWSC Gen Tax CAPX	CF	9300002069	9/30/2012	43.87
53482300	AWWSC Gen Tax CAPX	CF	9300002071	9/30/2012	0.94
53482300	AWWSC Gen Tax CAPX	CF	9300002072	9/30/2012	40.49
53482300	AWWSC Gen Tax CAPX	CF	9300002074	9/30/2012	24.39
53482300	AWWSC Gen Tax CAPX	CF	9300002076	9/30/2012	8.37
53482300	AWWSC Gen Tax CAPX	CF	9300002078	9/30/2012	1.83
53482300	AWWSC Gen Tax CAPX	CF	9300002080	9/30/2012	1.83
53482300	AWWSC Gen Tax CAPX	CF	9300002082	9/30/2012	(0.23)
53482300	AWWSC Gen Tax CAPX	CF	9300002085	9/30/2012	(0.57)
53482300	AWWSC Gen Tax CAPX	CF	9300002086	9/30/2012	(1.53)
53482300	AWWSC Gen Tax CAPX	CF	9300002087	9/30/2012	29.06
53482300	AWWSC Gen Tax CAPX	CF	9300002089	9/30/2012	22.68
53482300	AWWSC Gen Tax CAPX	CF	9300002091	9/30/2012	(13.94)
53482300	AWWSC Gen Tax CAPX	CF	9300002092	9/30/2012	14.59
53482300	AWWSC Gen Tax CAPX	CF	9300002097	9/30/2012	(9.73)
53482300	AWWSC Gen Tax CAPX	CF	9300002099	9/30/2012	(7.46)
53482300	AWWSC Gen Tax CAPX	CF	9300002100	9/30/2012	13.76
53482300	AWWSC Gen Tax CAPX	CF	9300002102	9/30/2012	(8.61)

Kentucky American Water Company  
Case No. 2012-00520  
Response to PSC DR1, Item 31

Account	Description	Doc Type	Document Number	Posting Date	Amount
53482300	AWWSC Gen Tax CAPX	CF	9300002103	9/30/2012	49.41
53482300	AWWSC Gen Tax CAPX	CF	9300002105	9/30/2012	(0.16)
53482300	AWWSC Gen Tax CAPX	CF	9300002106	9/30/2012	10.83
53482300	AWWSC Gen Tax CAPX	CF	9300002108	9/30/2012	(4.41)
53482300	AWWSC Gen Tax CAPX	CF	9300002109	9/30/2012	4.80
53482300	AWWSC Gen Tax CAPX	CF	9300002111	9/30/2012	(4.78)
53482300	AWWSC Gen Tax CAPX	CF	9300002112	9/30/2012	0.11
53482300	AWWSC Gen Tax CAPX	CF	9300002113	9/30/2012	0.45
53482300	AWWSC Gen Tax CAPX	CF	9300002115	9/30/2012	(1.73)
53482300	AWWSC Gen Tax CAPX	CF	9300002116	9/30/2012	0.45
53482300	AWWSC Gen Tax CAPX	CF	9300002117	9/30/2012	0.11
53482300	AWWSC Gen Tax CAPX	CF	9300002119	9/30/2012	(1.73)
53482300	AWWSC Gen Tax CAPX	CF	9300002120	9/30/2012	3.35
53482300	AWWSC Gen Tax CAPX	CF	9300002122	9/30/2012	(4.42)
53482300	AWWSC Gen Tax CAPX	CF	9300002123	9/30/2012	(0.50)
53482300	AWWSC Gen Tax CAPX	CF	9300002125	9/30/2012	(0.50)
53482300	AWWSC Gen Tax CAPX	CF	9300002127	9/30/2012	(0.50)
53482300	AWWSC Gen Tax CAPX	CF	9300002135	9/30/2012	1.53
53482300	AWWSC Gen Tax CAPX	CF	9300002137	9/30/2012	1.29
53482300	AWWSC Gen Tax CAPX	CF	9300002139	9/30/2012	1.21
53482300	AWWSC Gen Tax CAPX	CF	9300002142	9/30/2012	3.21
53482300	AWWSC Gen Tax CAPX	CF	9300002145	9/30/2012	(0.08)
53482300	AWWSC Gen Tax CAPX	CF	9300002146	9/30/2012	16.12
53482300	AWWSC Gen Tax CAPX	CF	9300002148	9/30/2012	1.83
53482300	AWWSC Gen Tax CAPX	CF	9300002150	9/30/2012	1.83
53482300	AWWSC Gen Tax CAPX	CF	9300002154	9/30/2012	1.83
53482300	AWWSC Gen Tax CAPX	CF	9300002156	9/30/2012	21.48
53482300	AWWSC Gen Tax CAPX	CF	9300002161	9/30/2012	(2.66)
53482300	AWWSC Gen Tax CAPX	CF	9300002162	9/30/2012	5.51
53482300	AWWSC Gen Tax CAPX	CF	9300002164	9/30/2012	(0.95)
53482300	AWWSC Gen Tax CAPX	CF	9300002165	9/30/2012	8.03
53482300	AWWSC Gen Tax CAPX	CF	9300002168	9/30/2012	20.71
53482300	AWWSC Gen Tax CAPX	CF	9300002170	9/30/2012	12.71
53482300	AWWSC Gen Tax CAPX	CF	9300002172	9/30/2012	12.21
53482300	AWWSC Gen Tax CAPX	CF	9300002173	9/30/2012	22.86
53482300	AWWSC Gen Tax CAPX	CF	9300002174	9/30/2012	(6.18)
53482300	AWWSC Gen Tax CAPX	CF	9300002175	9/30/2012	15.04
53482300	AWWSC Gen Tax CAPX	CF	9300002178	9/30/2012	(4.46)
53482300	AWWSC Gen Tax CAPX	CF	9300002182	9/30/2012	22.36
53482300	AWWSC Gen Tax CAPX	CF	9300002184	9/30/2012	0.78
53482300	AWWSC Gen Tax CAPX	CF	9300002187	9/30/2012	(0.04)
53482300	AWWSC Gen Tax CAPX	CF	9300002188	9/30/2012	(0.04)
53482300	AWWSC Gen Tax CAPX	CF	9300002190	9/30/2012	94.51
53482300	AWWSC Gen Tax CAPX	CF	9300002191	9/30/2012	(21.19)
53482300	AWWSC Gen Tax CAPX	CF	9300002192	9/30/2012	(0.04)
53482300	AWWSC Gen Tax CAPX	CF	9300002193	9/30/2012	1.78
53482300	AWWSC Gen Tax CAPX	CF	9300002195	9/30/2012	46.15
53482300	AWWSC Gen Tax CAPX	CF	9300002196	9/30/2012	(5.43)
53482300	AWWSC Gen Tax CAPX	CF	9300002197	9/30/2012	(8.20)
53482300	AWWSC Gen Tax CAPX	CF	9300002198	9/30/2012	(1.38)
53482300	AWWSC Gen Tax CAPX	CF	9300002199	9/30/2012	35.40
53482300	AWWSC Gen Tax CAPX	CF	9300002200	9/30/2012	9.67
53482300	AWWSC Gen Tax CAPX	CF	9300002202	9/30/2012	(0.03)
53482300	AWWSC Gen Tax CAPX	CF	9300002203	9/30/2012	22.05
53482300	AWWSC Gen Tax CAPX	CF	9300002204	9/30/2012	1.29
53482300	AWWSC Gen Tax CAPX	CF	9300002205	9/30/2012	3.90
53482300	AWWSC Gen Tax CAPX	CF	9300002207	9/30/2012	6.67
53482300	AWWSC Gen Tax CAPX	CF	9300002209	9/30/2012	7.43
53482300	AWWSC Gen Tax CAPX	CF	9300002211	9/30/2012	1.26
53482300	AWWSC Gen Tax CAPX	CF	9300002213	9/30/2012	0.08
53482300	AWWSC Gen Tax CAPX	CF	9300002215	9/30/2012	17.83
53482300	AWWSC Gen Tax CAPX	CF	9300002216	9/30/2012	(3.70)
53482300	AWWSC Gen Tax CAPX	CF	9300002217	9/30/2012	20.43
53482300	AWWSC Gen Tax CAPX	CF	9300002219	9/30/2012	9.84
53482300	AWWSC Gen Tax CAPX	CF	9300002220	9/30/2012	4.70
53482300	AWWSC Gen Tax CAPX	CF	9300002222	9/30/2012	22.36
53482300	AWWSC Gen Tax CAPX	CF	9300002226	9/30/2012	(1.06)
53482300	AWWSC Gen Tax CAPX	CF	9300002227	9/30/2012	19.33
53482300	AWWSC Gen Tax CAPX	CF	9300002231	9/30/2012	1.67
53482300	AWWSC Gen Tax CAPX	CF	9300002232	9/30/2012	13.76
53482300	AWWSC Gen Tax CAPX	CF	9300002236	9/30/2012	1.67
53482300	AWWSC Gen Tax CAPX	CF	9300002237	9/30/2012	(0.48)
53482300	AWWSC Gen Tax CAPX	CF	9300002238	9/30/2012	1.36
53482300	AWWSC Gen Tax CAPX	CF	9300002242	9/30/2012	2.31
53482300	AWWSC Gen Tax CAPX	CF	9300002243	9/30/2012	1.36
53482300	AWWSC Gen Tax CAPX	CF	9300002247	9/30/2012	(0.32)
53482300	AWWSC Gen Tax CAPX	CF	9300002248	9/30/2012	(1.58)

Kentucky American Water Company  
Case No. 2012-00520  
Response to PSC DR1, Item 31

Account	Description	Doc Type	Document Number	Posting Date	Amount
53482300	AWWSC Gen Tax CAPX	CF	9300002249	9/30/2012	(0.48)
53482300	AWWSC Gen Tax CAPX	CF	9300002250	9/30/2012	19.81
53482300	AWWSC Gen Tax CAPX	CF	9300002254	9/30/2012	2.80
53482300	AWWSC Gen Tax CAPX	CF	9300002257	9/30/2012	2.80
53482300	AWWSC Gen Tax CAPX	CF	9300002259	9/30/2012	6.09
53482300	AWWSC Gen Tax CAPX	CF	9300002464	9/30/2012	90.61
53482300	AWWSC Gen Tax CAPX	CF	9300002465	9/30/2012	128.46
53482300	AWWSC Gen Tax CAPX	CF	9300002554	9/30/2012	0.68
53482300	AWWSC Gen Tax CAPX	CF	9300002555	9/30/2012	(0.01)
53482300	AWWSC Gen Tax CAPX	CF	9300002556	9/30/2012	0.01
53482300	AWWSC Gen Tax CAPX	CF	9300002559	9/30/2012	0.77
53482300	AWWSC Gen Tax CAPX	CF	9300002560	9/30/2012	0.45
53482300	AWWSC Gen Tax CAPX	CF	9300002562	9/30/2012	0.86
53482300	AWWSC Gen Tax CAPX	CF	9300002563	9/30/2012	0.87
53482300	AWWSC Gen Tax CAPX	CF	9300002566	9/30/2012	(0.72)
53482300	AWWSC Gen Tax CAPX	CF	9300002567	9/30/2012	24.31
53482300	AWWSC Gen Tax CAPX	CF	9300002568	9/30/2012	14.42
53482300	AWWSC Gen Tax CAPX	CF	9300002570	9/30/2012	1.80
53482300	AWWSC Gen Tax CAPX	CF	9300002572	9/30/2012	0.19
53482300	AWWSC Gen Tax CAPX	CF	9300002576	9/30/2012	0.77
53482300	AWWSC Gen Tax CAPX	CF	9300002578	9/30/2012	1.63
53482300	AWWSC Gen Tax CAPX	CF	9300002580	9/30/2012	3.06
53482300	AWWSC Gen Tax CAPX	CF	9300002582	9/30/2012	0.93
53482300	AWWSC Gen Tax CAPX	CF	9300002584	9/30/2012	5.73
53482300	AWWSC Gen Tax CAPX	CF	9300002586	9/30/2012	0.75
53482300	AWWSC Gen Tax CAPX	CF	9300002587	9/30/2012	5.12
53482300	AWWSC Gen Tax CAPX	CF	9300002589	9/30/2012	0.02
53482300	AWWSC Gen Tax CAPX	CF	9300002590	9/30/2012	0.08
53482300	AWWSC Gen Tax CAPX	CF	9300002590	9/30/2012	0.03
53482300	AWWSC Gen Tax CAPX	CF	9300002590	9/30/2012	0.01
53482300	AWWSC Gen Tax CAPX	CF	9300002590	9/30/2012	(0.01)
53482300	AWWSC Gen Tax CAPX	CF	9300002590	9/30/2012	0.03
53482300	AWWSC Gen Tax CAPX	CF	9300002591	9/30/2012	0.07
53482300	AWWSC Gen Tax CAPX	CF	9300002591	9/30/2012	0.33
53482300	AWWSC Gen Tax CAPX	CF	9300002591	9/30/2012	0.01
53482300	AWWSC Gen Tax CAPX	CF	9300002592	9/30/2012	(0.17)
53482300	AWWSC Gen Tax CAPX	CF	9300002592	9/30/2012	0.07
53482300	AWWSC Gen Tax CAPX	CF	9300002593	9/30/2012	0.16
53482300	AWWSC Gen Tax CAPX	CF	9300002593	9/30/2012	0.05
53482300	AWWSC Gen Tax CAPX	CF	9300002594	9/30/2012	0.14
53482300	AWWSC Gen Tax CAPX	CF	9300002594	9/30/2012	0.02
53482300	AWWSC Gen Tax CAPX	CF	9300002595	9/30/2012	(1.68)
53482300	AWWSC Gen Tax CAPX	CF	9300002595	9/30/2012	6.32
53482300	AWWSC Gen Tax CAPX	CF	9300002595	9/30/2012	(0.46)
53482300	AWWSC Gen Tax CAPX	CF	9300002595	9/30/2012	1.73
53482300	AWWSC Gen Tax CAPX	CF	9300002596	9/30/2012	0.22
53482300	AWWSC Gen Tax CAPX	CF	9300002596	9/30/2012	(18.13)
53482300	AWWSC Gen Tax CAPX	CF	9300002596	9/30/2012	0.06
53482300	AWWSC Gen Tax CAPX	CF	9300002596	9/30/2012	(4.98)
53482300	AWWSC Gen Tax CAPX	CF	9300002597	9/30/2012	46.06
53482300	AWWSC Gen Tax CAPX	CF	9300002597	9/30/2012	12.65
53482300	AWWSC Gen Tax CAPX	CF	9300002598	9/30/2012	30.49
53482300	AWWSC Gen Tax CAPX	CF	9300002598	9/30/2012	8.37
53482300	AWWSC Gen Tax CAPX	CF	9300002599	9/30/2012	63.31
53482300	AWWSC Gen Tax CAPX	CF	9300002599	9/30/2012	17.38
53482300	AWWSC Gen Tax CAPX	CF	9300002600	9/30/2012	0.01
53482300	AWWSC Gen Tax CAPX	CF	9300002604	9/30/2012	0.01
53482300	AWWSC Gen Tax CAPX	CF	9300002605	9/30/2012	0.01
53482300	AWWSC Gen Tax CAPX	CF	9300002605	9/30/2012	0.01
53482300	AWWSC Gen Tax CAPX	CF	9300002606	9/30/2012	0.01
53482300	AWWSC Gen Tax CAPX	CF	9300002607	9/30/2012	0.01
53482300	AWWSC Gen Tax CAPX	CF	9300002613	9/30/2012	122.45
53482300	AWWSC Gen Tax CAPX	CF	9300002619	9/30/2012	99.94
53482300	AWWSC Gen Tax CAPX	CF	9300002627	9/30/2012	87.41
53482300	AWWSC Gen Tax CAPX	CF	9300002645	9/30/2012	522.21
53482300	AWWSC Gen Tax CAPX	CF	9300002654	9/30/2012	(0.81)
53482300	AWWSC Gen Tax CAPX	CF	9300002661	9/30/2012	243.93
53482300	AWWSC Gen Tax CAPX	CF	9300002669	9/30/2012	6.02
53482300	AWWSC Gen Tax CAPX	CF	9300002670	9/30/2012	26.73
53482300	AWWSC Gen Tax CAPX	CF	9300002671	9/30/2012	20.22
53482300	AWWSC Gen Tax CAPX	CF	9300002671	9/30/2012	(4.35)
53482300	AWWSC Gen Tax CAPX	CF	9300002671	9/30/2012	89.84
53482300	AWWSC Gen Tax CAPX	CF	9300002671	9/30/2012	36.56
53482300	AWWSC Gen Tax CAPX	CF	9300002671	9/30/2012	0.65
53482300	AWWSC Gen Tax CAPX	CF	9300002671	9/30/2012	2.13
53482300	AWWSC Gen Tax CAPX	UT	9300002544	9/30/2012	(1,624.82)
53482300	AWWSC Gen Tax CAPX	UT	9300002695	9/30/2012	(337.11)

Kentucky American Water Company  
Case No. 2012-00520  
Response to PSC DR1, Item 31

Account	Description	Doc Type	Document Number	Posting Date	Amount
53482300	AWWSC Gen Tax CAPX	UZ	2000000214	9/30/2012	(219.07)
53482300	AWWSC Gen Tax CAPX	UZ	2000000223	9/30/2012	5.44
53482300	AWWSC Gen Tax CAPX	UZ	2000000224	9/30/2012	(40.19)
53482300	AWWSC Gen Tax CAPX	UZ	2000000213	9/30/2012	(0.08)
53482300	AWWSC Gen Tax CAPX	UZ	2000000214	9/30/2012	(1.26)
53482300	AWWSC Gen Tax CAPX	UZ	2000000225	9/30/2012	(2.83)
53482300	AWWSC Gen Tax CAPX	UZ	2000000213	9/30/2012	0.88
53482300	AWWSC Gen Tax CAPX	UZ	2000000214	9/30/2012	(2.99)
53482300	AWWSC Gen Tax CAPX	UZ	2000000213	9/30/2012	0.88
53482300	AWWSC Gen Tax CAPX	UZ	2000000213	9/30/2012	(22.36)
53482300	AWWSC Gen Tax CAPX	UZ	2000000223	9/30/2012	(8.47)
53482300	AWWSC Gen Tax CAPX	UZ	2000000223	9/30/2012	0.01
53482300	AWWSC Gen Tax CAPX	UZ	2000000214	9/30/2012	(7.43)
53482300	AWWSC Gen Tax CAPX	UZ	2000000223	9/30/2012	(2.83)
53482300	AWWSC Gen Tax CAPX	UZ	2000000213	9/30/2012	(6.67)
53482300	AWWSC Gen Tax CAPX	UZ	2000000223	9/30/2012	(2.83)
53482300	AWWSC Gen Tax CAPX	UZ	2000000214	9/30/2012	(3.90)
53482300	AWWSC Gen Tax CAPX	UZ	2000000225	9/30/2012	(2.83)
53482300	AWWSC Gen Tax CAPX	UZ	2000000213	9/30/2012	(17.83)
53482300	AWWSC Gen Tax CAPX	UZ	2000000214	9/30/2012	3.70
53482300	AWWSC Gen Tax CAPX	UZ	2000000225	9/30/2012	(5.65)
53482300	AWWSC Gen Tax CAPX	UZ	2000000213	9/30/2012	(20.43)
53482300	AWWSC Gen Tax CAPX	UZ	2000000225	9/30/2012	(8.47)
53482300	AWWSC Gen Tax CAPX	UZ	2000000227	9/30/2012	0.01
53482300	AWWSC Gen Tax CAPX	UZ	2000000214	9/30/2012	(14.54)
53482300	AWWSC Gen Tax CAPX	UZ	2000000225	9/30/2012	(5.65)
53482300	AWWSC Gen Tax CAPX	UZ	2000000213	9/30/2012	(46.15)
53482300	AWWSC Gen Tax CAPX	UZ	2000000213	9/30/2012	5.43
53482300	AWWSC Gen Tax CAPX	UZ	2000000223	9/30/2012	0.02
53482300	AWWSC Gen Tax CAPX	UZ	2000000227	9/30/2012	(19.79)
53482300	AWWSC Gen Tax CAPX	UZ	2000000213	9/30/2012	(94.51)
53482300	AWWSC Gen Tax CAPX	UZ	2000000213	9/30/2012	21.19
53482300	AWWSC Gen Tax CAPX	UZ	2000000225	9/30/2012	0.03
53482300	AWWSC Gen Tax CAPX	UZ	2000000227	9/30/2012	(33.89)
53482300	AWWSC Gen Tax CAPX	UZ	2000000214	9/30/2012	(23.34)
53482300	AWWSC Gen Tax CAPX	UZ	2000000214	9/30/2012	0.03
53482300	AWWSC Gen Tax CAPX	UZ	2000000223	9/30/2012	0.01
53482300	AWWSC Gen Tax CAPX	UZ	2000000225	9/30/2012	(11.29)
53482300	AWWSC Gen Tax CAPX	UZ	2000000213	9/30/2012	0.04
53482300	AWWSC Gen Tax CAPX	UZ	2000000214	9/30/2012	(1.78)
53482300	AWWSC Gen Tax CAPX	UZ	2000000214	9/30/2012	0.08
53482300	AWWSC Gen Tax CAPX	UZ	2000000214	9/30/2012	(45.07)
53482300	AWWSC Gen Tax CAPX	UZ	2000000216	9/30/2012	9.58
53482300	AWWSC Gen Tax CAPX	UZ	2000000223	9/30/2012	(22.61)
53482300	AWWSC Gen Tax CAPX	UZ	2000000225	9/30/2012	0.02
53482300	AWWSC Gen Tax CAPX	UZ	2000000214	9/30/2012	(0.78)
53482300	AWWSC Gen Tax CAPX	UZ	2000000214	9/30/2012	(22.36)
53482300	AWWSC Gen Tax CAPX	UZ	2000000225	9/30/2012	(8.47)
53482300	AWWSC Gen Tax CAPX	UZ	2000000225	9/30/2012	0.01
53482300	AWWSC Gen Tax CAPX	UZ	2000000214	9/30/2012	4.46
53482300	AWWSC Gen Tax CAPX	UZ	2000000213	9/30/2012	(35.07)
53482300	AWWSC Gen Tax CAPX	UZ	2000000223	9/30/2012	(9.43)
53482300	AWWSC Gen Tax CAPX	UZ	2000000223	9/30/2012	0.18
53482300	AWWSC Gen Tax CAPX	UZ	2000000214	9/30/2012	6.18
53482300	AWWSC Gen Tax CAPX	UZ	2000000214	9/30/2012	(15.04)
53482300	AWWSC Gen Tax CAPX	UZ	2000000223	9/30/2012	(5.65)
53482300	AWWSC Gen Tax CAPX	UZ	2000000213	9/30/2012	(12.71)
53482300	AWWSC Gen Tax CAPX	UZ	2000000227	9/30/2012	(5.65)
53482300	AWWSC Gen Tax CAPX	UZ	2000000214	9/30/2012	(20.71)
53482300	AWWSC Gen Tax CAPX	UZ	2000000223	9/30/2012	0.01
53482300	AWWSC Gen Tax CAPX	UZ	2000000227	9/30/2012	(8.47)
53482300	AWWSC Gen Tax CAPX	UZ	2000000213	9/30/2012	2.66
53482300	AWWSC Gen Tax CAPX	UZ	2000000214	9/30/2012	(5.51)
53482300	AWWSC Gen Tax CAPX	UZ	2000000225	9/30/2012	(2.83)
53482300	AWWSC Gen Tax CAPX	UZ	2000000213	9/30/2012	(8.03)
53482300	AWWSC Gen Tax CAPX	UZ	2000000214	9/30/2012	0.95
53482300	AWWSC Gen Tax CAPX	UZ	2000000213	9/30/2012	(21.48)
53482300	AWWSC Gen Tax CAPX	UZ	2000000223	9/30/2012	(8.47)
53482300	AWWSC Gen Tax CAPX	UZ	2000000227	9/30/2012	0.01
53482300	AWWSC Gen Tax CAPX	UZ	2000000216	9/30/2012	(1.83)
53482300	AWWSC Gen Tax CAPX	UZ	2000000225	9/30/2012	(2.83)
53482300	AWWSC Gen Tax CAPX	UZ	2000000214	9/30/2012	(1.83)
53482300	AWWSC Gen Tax CAPX	UZ	2000000225	9/30/2012	(2.83)
53482300	AWWSC Gen Tax CAPX	UZ	2000000214	9/30/2012	(1.83)
53482300	AWWSC Gen Tax CAPX	UZ	2000000227	9/30/2012	(2.83)
53482300	AWWSC Gen Tax CAPX	UZ	2000000213	9/30/2012	(16.12)
53482300	AWWSC Gen Tax CAPX	UZ	2000000214	9/30/2012	0.08

Kentucky American Water Company  
 Case No. 2012-00520  
 Response to PSC DR1, Item 31

Account	Description	Doc Type	Document Number	Posting Date	Amount
53482300	AWWSC Gen Tax CAPX	UZ	2000000227	9/30/2012	(5.65)
53482300	AWWSC Gen Tax CAPX	UZ	2000000214	9/30/2012	(3.21)
53482300	AWWSC Gen Tax CAPX	UZ	2000000214	9/30/2012	(1.21)
53482300	AWWSC Gen Tax CAPX	UZ	2000000225	9/30/2012	(2.83)
53482300	AWWSC Gen Tax CAPX	UZ	2000000214	9/30/2012	(1.29)
53482300	AWWSC Gen Tax CAPX	UZ	2000000225	9/30/2012	(2.83)
53482300	AWWSC Gen Tax CAPX	UZ	2000000213	9/30/2012	(1.53)
53482300	AWWSC Gen Tax CAPX	UZ	2000000223	9/30/2012	(2.83)
53482300	AWWSC Gen Tax CAPX	UZ	2000000213	9/30/2012	0.50
53482300	AWWSC Gen Tax CAPX	UZ	2000000214	9/30/2012	0.50
53482300	AWWSC Gen Tax CAPX	UZ	2000000214	9/30/2012	0.50
53482300	AWWSC Gen Tax CAPX	UZ	2000000213	9/30/2012	(3.35)
53482300	AWWSC Gen Tax CAPX	UZ	2000000213	9/30/2012	4.42
53482300	AWWSC Gen Tax CAPX	UZ	2000000213	9/30/2012	1.73
53482300	AWWSC Gen Tax CAPX	UZ	2000000214	9/30/2012	(0.56)
53482300	AWWSC Gen Tax CAPX	UZ	2000000214	9/30/2012	1.73
53482300	AWWSC Gen Tax CAPX	UZ	2000000216	9/30/2012	(0.56)
53482300	AWWSC Gen Tax CAPX	UZ	2000000216	9/30/2012	(4.80)
53482300	AWWSC Gen Tax CAPX	UZ	2000000216	9/30/2012	4.78
53482300	AWWSC Gen Tax CAPX	UZ	2000000214	9/30/2012	4.57
53482300	AWWSC Gen Tax CAPX	UZ	2000000214	9/30/2012	(10.83)
53482300	AWWSC Gen Tax CAPX	UZ	2000000225	9/30/2012	(2.83)
53482300	AWWSC Gen Tax CAPX	UZ	2000000213	9/30/2012	8.61
53482300	AWWSC Gen Tax CAPX	UZ	2000000216	9/30/2012	(49.41)
53482300	AWWSC Gen Tax CAPX	UZ	2000000223	9/30/2012	0.03
53482300	AWWSC Gen Tax CAPX	UZ	2000000225	9/30/2012	(31.07)
53482300	AWWSC Gen Tax CAPX	UZ	2000000213	9/30/2012	(13.76)
53482300	AWWSC Gen Tax CAPX	UZ	2000000214	9/30/2012	7.46
53482300	AWWSC Gen Tax CAPX	UZ	2000000223	9/30/2012	(16.95)
53482300	AWWSC Gen Tax CAPX	UZ	2000000225	9/30/2012	0.01
53482300	AWWSC Gen Tax CAPX	UZ	2000000216	9/30/2012	9.73
53482300	AWWSC Gen Tax CAPX	UZ	2000000213	9/30/2012	(22.68)
53482300	AWWSC Gen Tax CAPX	UZ	2000000225	9/30/2012	0.01
53482300	AWWSC Gen Tax CAPX	UZ	2000000227	9/30/2012	(8.47)
53482300	AWWSC Gen Tax CAPX	UZ	2000000214	9/30/2012	(14.59)
53482300	AWWSC Gen Tax CAPX	UZ	2000000214	9/30/2012	13.94
53482300	AWWSC Gen Tax CAPX	UZ	2000000225	9/30/2012	(5.65)
53482300	AWWSC Gen Tax CAPX	UZ	2000000213	9/30/2012	2.10
53482300	AWWSC Gen Tax CAPX	UZ	2000000214	9/30/2012	(29.06)
53482300	AWWSC Gen Tax CAPX	UZ	2000000223	9/30/2012	0.01
53482300	AWWSC Gen Tax CAPX	UZ	2000000227	9/30/2012	(11.29)
53482300	AWWSC Gen Tax CAPX	UZ	2000000213	9/30/2012	0.23
53482300	AWWSC Gen Tax CAPX	UZ	2000000213	9/30/2012	(1.83)
53482300	AWWSC Gen Tax CAPX	UZ	2000000223	9/30/2012	(2.83)
53482300	AWWSC Gen Tax CAPX	UZ	2000000214	9/30/2012	(1.83)
53482300	AWWSC Gen Tax CAPX	UZ	2000000223	9/30/2012	(2.83)
53482300	AWWSC Gen Tax CAPX	UZ	2000000214	9/30/2012	(8.37)
53482300	AWWSC Gen Tax CAPX	UZ	2000000222	9/30/2012	(2.83)
53482300	AWWSC Gen Tax CAPX	UZ	2000000214	9/30/2012	(24.39)
53482300	AWWSC Gen Tax CAPX	UZ	2000000223	9/30/2012	(11.29)
53482300	AWWSC Gen Tax CAPX	UZ	2000000227	9/30/2012	0.01
53482300	AWWSC Gen Tax CAPX	UZ	2000000213	9/30/2012	(41.43)
53482300	AWWSC Gen Tax CAPX	UZ	2000000223	9/30/2012	(19.85)
53482300	AWWSC Gen Tax CAPX	UZ	2000000225	9/30/2012	0.02
53482300	AWWSC Gen Tax CAPX	UZ	2000000214	9/30/2012	(43.87)
53482300	AWWSC Gen Tax CAPX	UZ	2000000223	9/30/2012	0.02
53482300	AWWSC Gen Tax CAPX	UZ	2000000227	9/30/2012	(19.79)
53482300	AWWSC Gen Tax CAPX	UZ	2000000213	9/30/2012	(20.04)
53482300	AWWSC Gen Tax CAPX	UZ	2000000223	9/30/2012	(8.47)
53482300	AWWSC Gen Tax CAPX	UZ	2000000223	9/30/2012	0.01
53482300	AWWSC Gen Tax CAPX	UZ	2000000213	9/30/2012	0.99
53482300	AWWSC Gen Tax CAPX	UZ	2000000216	9/30/2012	(19.07)
53482300	AWWSC Gen Tax CAPX	UZ	2000000223	9/30/2012	0.01
53482300	AWWSC Gen Tax CAPX	UZ	2000000225	9/30/2012	(8.47)
53482300	AWWSC Gen Tax CAPX	UZ	2000000214	9/30/2012	(20.03)
53482300	AWWSC Gen Tax CAPX	UZ	2000000223	9/30/2012	0.01
53482300	AWWSC Gen Tax CAPX	UZ	2000000225	9/30/2012	(11.29)
53482300	AWWSC Gen Tax CAPX	UZ	2000000216	9/30/2012	(20.03)
53482300	AWWSC Gen Tax CAPX	UZ	2000000223	9/30/2012	0.01
53482300	AWWSC Gen Tax CAPX	UZ	2000000225	9/30/2012	(11.29)
53482300	AWWSC Gen Tax CAPX	UZ	2000000213	9/30/2012	(14.96)
53482300	AWWSC Gen Tax CAPX	UZ	2000000213	9/30/2012	1.43
53482300	AWWSC Gen Tax CAPX	UZ	2000000223	9/30/2012	0.01
53482300	AWWSC Gen Tax CAPX	UZ	2000000223	9/30/2012	(14.13)
53482300	AWWSC Gen Tax CAPX	UZ	2000000213	9/30/2012	(14.36)
53482300	AWWSC Gen Tax CAPX	UZ	2000000214	9/30/2012	1.89
53482300	AWWSC Gen Tax CAPX	UZ	2000000225	9/30/2012	(14.13)

Kentucky American Water Company  
Case No. 2012-00520  
Response to PSC DR1, Item 31

Account	Description	Doc Type	Document Number	Posting Date	Amount
53482300	AWWSC Gen Tax CAPX	UZ	2000000225	9/30/2012	0.01
53482300	AWWSC Gen Tax CAPX	UZ	2000000213	9/30/2012	(374.23)
53482300	AWWSC Gen Tax CAPX	UZ	2000000223	9/30/2012	0.13
53482300	AWWSC Gen Tax CAPX	UZ	2000000225	9/30/2012	(158.21)
53482300	AWWSC Gen Tax CAPX	UZ	2000000213	9/30/2012	(134.73)
53482300	AWWSC Gen Tax CAPX	UZ	2000000223	9/30/2012	0.07
53482300	AWWSC Gen Tax CAPX	UZ	2000000227	9/30/2012	(90.40)
53482300	AWWSC Gen Tax CAPX	UZ	2000000213	9/30/2012	(18.18)
53482300	AWWSC Gen Tax CAPX	UZ	2000000225	9/30/2012	(16.95)
53482300	AWWSC Gen Tax CAPX	UZ	2000000227	9/30/2012	0.01
53482300	AWWSC Gen Tax CAPX	UZ	2000000213	9/30/2012	(37.72)
53482300	AWWSC Gen Tax CAPX	UZ	2000000214	9/30/2012	21.62
53482300	AWWSC Gen Tax CAPX	UZ	2000000223	9/30/2012	0.01
53482300	AWWSC Gen Tax CAPX	UZ	2000000225	9/30/2012	(14.13)
53482300	AWWSC Gen Tax CAPX	UZ	2000000214	9/30/2012	(17.32)
53482300	AWWSC Gen Tax CAPX	UZ	2000000223	9/30/2012	(8.47)
53482300	AWWSC Gen Tax CAPX	UZ	2000000223	9/30/2012	0.01
53482300	AWWSC Gen Tax CAPX	UZ	2000000214	9/30/2012	(18.48)
53482300	AWWSC Gen Tax CAPX	UZ	2000000223	9/30/2012	0.01
53482300	AWWSC Gen Tax CAPX	UZ	2000000227	9/30/2012	(16.95)
53482300	AWWSC Gen Tax CAPX	UZ	2000000214	9/30/2012	(24.17)
53482300	AWWSC Gen Tax CAPX	UZ	2000000223	9/30/2012	(11.29)
53482300	AWWSC Gen Tax CAPX	UZ	2000000225	9/30/2012	0.01
53482300	AWWSC Gen Tax CAPX	UZ	2000000214	9/30/2012	(8.16)
53482300	AWWSC Gen Tax CAPX	UZ	2000000223	9/30/2012	(5.65)
53482300	AWWSC Gen Tax CAPX	UZ	2000000213	9/30/2012	(20.53)
53482300	AWWSC Gen Tax CAPX	UZ	2000000225	9/30/2012	0.01
53482300	AWWSC Gen Tax CAPX	UZ	2000000227	9/30/2012	(11.29)
53482300	AWWSC Gen Tax CAPX	UZ	2000000213	9/30/2012	(20.52)
53482300	AWWSC Gen Tax CAPX	UZ	2000000225	9/30/2012	0.01
53482300	AWWSC Gen Tax CAPX	UZ	2000000227	9/30/2012	(11.29)
53482300	AWWSC Gen Tax CAPX	UZ	2000000213	9/30/2012	(20.52)
53482300	AWWSC Gen Tax CAPX	UZ	2000000225	9/30/2012	0.01
53482300	AWWSC Gen Tax CAPX	UZ	2000000227	9/30/2012	(11.29)
53482300	AWWSC Gen Tax CAPX	UZ	2000000213	9/30/2012	(20.53)
53482300	AWWSC Gen Tax CAPX	UZ	2000000223	9/30/2012	(11.29)
53482300	AWWSC Gen Tax CAPX	UZ	2000000227	9/30/2012	0.01
53482300	AWWSC Gen Tax CAPX	UZ	2000000214	9/30/2012	(81.47)
53482300	AWWSC Gen Tax CAPX	UZ	2000000223	9/30/2012	(42.37)
53482300	AWWSC Gen Tax CAPX	UZ	2000000225	9/30/2012	0.03
53482300	AWWSC Gen Tax CAPX	UZ	2000000213	9/30/2012	(83.44)
53482300	AWWSC Gen Tax CAPX	UZ	2000000225	9/30/2012	0.03
53482300	AWWSC Gen Tax CAPX	UZ	2000000225	9/30/2012	(33.89)
53482300	AWWSC Gen Tax CAPX	UZ	2000000214	9/30/2012	(149.04)
53482300	AWWSC Gen Tax CAPX	UZ	2000000225	9/30/2012	(93.22)
53482300	AWWSC Gen Tax CAPX	UZ	2000000227	9/30/2012	0.08
53482300	AWWSC Gen Tax CAPX	UZ	2000000213	9/30/2012	(26.36)
53482300	AWWSC Gen Tax CAPX	UZ	2000000223	9/30/2012	(14.13)
53482300	AWWSC Gen Tax CAPX	UZ	2000000223	9/30/2012	0.01
53482300	AWWSC Gen Tax CAPX	UZ	2000000214	9/30/2012	(24.13)
53482300	AWWSC Gen Tax CAPX	UZ	2000000225	9/30/2012	(14.13)
53482300	AWWSC Gen Tax CAPX	UZ	2000000227	9/30/2012	0.01
53482300	AWWSC Gen Tax CAPX	UZ	2000000213	9/30/2012	(2.39)
53482300	AWWSC Gen Tax CAPX	UZ	2000000225	9/30/2012	(5.65)
53482300	AWWSC Gen Tax CAPX	UZ	2000000213	9/30/2012	0.98
53482300	AWWSC Gen Tax CAPX	UZ	2000000225	9/30/2012	(2.83)
53482300	AWWSC Gen Tax CAPX	UZ	2000000214	9/30/2012	(28.93)
53482300	AWWSC Gen Tax CAPX	UZ	2000000223	9/30/2012	0.01
53482300	AWWSC Gen Tax CAPX	UZ	2000000225	9/30/2012	(14.13)
53482300	AWWSC Gen Tax CAPX	UZ	2000000214	9/30/2012	(5.75)
53482300	AWWSC Gen Tax CAPX	UZ	2000000227	9/30/2012	(5.65)
53482300	AWWSC Gen Tax CAPX	UZ	2000000213	9/30/2012	(15.80)
53482300	AWWSC Gen Tax CAPX	UZ	2000000223	9/30/2012	(16.95)
53482300	AWWSC Gen Tax CAPX	UZ	2000000223	9/30/2012	0.01
53482300	AWWSC Gen Tax CAPX	UZ	2000000214	9/30/2012	(13.50)
53482300	AWWSC Gen Tax CAPX	UZ	2000000223	9/30/2012	(5.65)
53482300	AWWSC Gen Tax CAPX	UZ	2000000213	9/30/2012	(18.84)
53482300	AWWSC Gen Tax CAPX	UZ	2000000225	9/30/2012	(11.29)
53482300	AWWSC Gen Tax CAPX	UZ	2000000225	9/30/2012	0.01
53482300	AWWSC Gen Tax CAPX	UZ	2000000213	9/30/2012	(13.52)
53482300	AWWSC Gen Tax CAPX	UZ	2000000223	9/30/2012	(5.65)
53482300	AWWSC Gen Tax CAPX	UZ	2000000214	9/30/2012	(13.95)
53482300	AWWSC Gen Tax CAPX	UZ	2000000223	9/30/2012	(5.65)
53482300	AWWSC Gen Tax CAPX	UZ	2000000214	9/30/2012	(11.38)
53482300	AWWSC Gen Tax CAPX	UZ	2000000223	9/30/2012	0.01
53482300	AWWSC Gen Tax CAPX	UZ	2000000225	9/30/2012	(16.95)
53482300	AWWSC Gen Tax CAPX	UZ	2000000214	9/30/2012	0.84
53482300	AWWSC Gen Tax CAPX	UZ	2000000213	9/30/2012	12.16
53482300	AWWSC Gen Tax CAPX	UZ	2000000213	9/30/2012	6.50
53482300	AWWSC Gen Tax CAPX	UZ	2000000213	9/30/2012	(6.09)

Kentucky American Water Company  
Case No. 2012-00520  
Response to PSC DR1, Item 31

Account	Description	Doc Type	Document Number	Posting Date	Amount
53482300	AWWSC Gen Tax CAPX	UZ	2000000227	9/30/2012	(2.83)
53482300	AWWSC Gen Tax CAPX	UZ	2000000216	9/30/2012	(8.06)
53482300	AWWSC Gen Tax CAPX	UZ	2000000223	9/30/2012	(5.65)
53482300	AWWSC Gen Tax CAPX	UZ	2000000213	9/30/2012	(15.62)
53482300	AWWSC Gen Tax CAPX	UZ	2000000225	9/30/2012	0.01
53482300	AWWSC Gen Tax CAPX	UZ	2000000227	9/30/2012	(16.95)
53482300	AWWSC Gen Tax CAPX	UZ	2000000213	9/30/2012	(23.48)
53482300	AWWSC Gen Tax CAPX	UZ	2000000225	9/30/2012	0.01
53482300	AWWSC Gen Tax CAPX	UZ	2000000227	9/30/2012	(11.29)
53482300	AWWSC Gen Tax CAPX	UZ	2000000214	9/30/2012	(2.80)
53482300	AWWSC Gen Tax CAPX	UZ	2000000223	9/30/2012	(2.76)
53482300	AWWSC Gen Tax CAPX	UZ	2000000223	9/30/2012	0.03
53482300	AWWSC Gen Tax CAPX	UZ	2000000214	9/30/2012	(2.80)
53482300	AWWSC Gen Tax CAPX	UZ	2000000223	9/30/2012	0.03
53482300	AWWSC Gen Tax CAPX	UZ	2000000223	9/30/2012	(2.76)
53482300	AWWSC Gen Tax CAPX	UZ	2000000214	9/30/2012	(19.81)
53482300	AWWSC Gen Tax CAPX	UZ	2000000214	9/30/2012	2.38
53482300	AWWSC Gen Tax CAPX	UZ	2000000223	9/30/2012	0.04
53482300	AWWSC Gen Tax CAPX	UZ	2000000223	9/30/2012	(3.82)
53482300	AWWSC Gen Tax CAPX	UZ	2000000214	9/30/2012	(3.67)
53482300	AWWSC Gen Tax CAPX	UZ	2000000223	9/30/2012	(3.12)
53482300	AWWSC Gen Tax CAPX	UZ	2000000225	9/30/2012	0.04
53482300	AWWSC Gen Tax CAPX	UZ	2000000213	9/30/2012	0.48
53482300	AWWSC Gen Tax CAPX	UZ	2000000214	9/30/2012	(3.03)
53482300	AWWSC Gen Tax CAPX	UZ	2000000223	9/30/2012	0.02
53482300	AWWSC Gen Tax CAPX	UZ	2000000223	9/30/2012	(1.73)
53482300	AWWSC Gen Tax CAPX	UZ	2000000213	9/30/2012	(15.43)
53482300	AWWSC Gen Tax CAPX	UZ	2000000225	9/30/2012	0.06
53482300	AWWSC Gen Tax CAPX	UZ	2000000227	9/30/2012	(4.86)
53482300	AWWSC Gen Tax CAPX	UZ	2000000213	9/30/2012	(19.33)
53482300	AWWSC Gen Tax CAPX	UZ	2000000214	9/30/2012	1.06
53482300	AWWSC Gen Tax CAPX	UZ	2000000227	9/30/2012	0.05
53482300	AWWSC Gen Tax CAPX	UZ	2000000227	9/30/2012	(4.15)
53482400	AWWSC Interest CAPX	CF	9300002569	9/30/2012	91.12
53482400	AWWSC Interest CAPX	CF	9300002569	9/30/2012	0.54
53482400	AWWSC Interest CAPX	CF	9300002587	9/30/2012	0.05
53482400	AWWSC Interest CAPX	CF	9300002591	9/30/2012	1.94
53482400	AWWSC Interest CAPX	CF	9300002595	9/30/2012	12.22
53482400	AWWSC Interest CAPX	CF	9300002595	9/30/2012	3.36
53482400	AWWSC Interest CAPX	CF	9300002596	9/30/2012	2.93
53482400	AWWSC Interest CAPX	CF	9300002596	9/30/2012	235.46
53482400	AWWSC Interest CAPX	CF	9300002596	9/30/2012	2.98
53482400	AWWSC Interest CAPX	CF	9300002596	9/30/2012	64.65
53482400	AWWSC Interest CAPX	CF	9300002596	9/30/2012	0.82
53482400	AWWSC Interest CAPX	CF	9300002597	9/30/2012	0.80
53482400	AWWSC Interest CAPX	CF	9300002602	9/30/2012	0.13
53482400	AWWSC Interest CAPX	CF	9300002606	9/30/2012	0.04
53482400	AWWSC Interest CAPX	CF	9300002637	9/30/2012	545.34
53482400	AWWSC Interest CAPX	CF	9300002643	9/30/2012	9.14
53482400	AWWSC Interest CAPX	CF	9300002671	9/30/2012	58.99
53482400	AWWSC Interest CAPX	UT	9300002695	9/30/2012	(370.26)
53482400	AWWSC Interest CAPX	UZ	2000000227	9/30/2012	(69.63)
53482400	AWWSC Interest CAPX	UZ	2000000225	9/30/2012	(1.44)
53482400	AWWSC Interest CAPX	UZ	2000000227	9/30/2012	(4.34)
53482400	AWWSC Interest CAPX	UZ	2000000225	9/30/2012	(1.44)
53482400	AWWSC Interest CAPX	UZ	2000000223	9/30/2012	(1.44)
53482400	AWWSC Interest CAPX	UZ	2000000225	9/30/2012	(1.44)
53482400	AWWSC Interest CAPX	UZ	2000000223	9/30/2012	(2.90)
53482400	AWWSC Interest CAPX	UZ	2000000225	9/30/2012	(4.34)
53482400	AWWSC Interest CAPX	UZ	2000000227	9/30/2012	(2.90)
53482400	AWWSC Interest CAPX	UZ	2000000227	9/30/2012	(10.14)
53482400	AWWSC Interest CAPX	UZ	2000000225	9/30/2012	(17.38)
53482400	AWWSC Interest CAPX	UZ	2000000225	9/30/2012	(5.80)
53482400	AWWSC Interest CAPX	UZ	2000000225	9/30/2012	(11.58)
53482400	AWWSC Interest CAPX	UZ	2000000225	9/30/2012	(4.34)
53482400	AWWSC Interest CAPX	UZ	2000000227	9/30/2012	(6.18)
53482400	AWWSC Interest CAPX	UZ	2000000223	9/30/2012	(2.90)
53482400	AWWSC Interest CAPX	UZ	2000000223	9/30/2012	(2.90)
53482400	AWWSC Interest CAPX	UZ	2000000223	9/30/2012	(4.34)
53482400	AWWSC Interest CAPX	UZ	2000000223	9/30/2012	(1.44)
53482400	AWWSC Interest CAPX	UZ	2000000225	9/30/2012	(4.34)
53482400	AWWSC Interest CAPX	UZ	2000000223	9/30/2012	(1.44)
53482400	AWWSC Interest CAPX	UZ	2000000225	9/30/2012	(1.44)
53482400	AWWSC Interest CAPX	UZ	2000000223	9/30/2012	(1.44)
53482400	AWWSC Interest CAPX	UZ	2000000225	9/30/2012	(2.90)
53482400	AWWSC Interest CAPX	UZ	2000000223	9/30/2012	(1.44)
53482400	AWWSC Interest CAPX	UZ	2000000223	9/30/2012	(1.44)



Kentucky American Water Company  
Case No. 2012-00520  
Response to PSC DR1, Item 31

Account	Description	Doc Type	Document Number	Posting Date	Amount
53482400	AWWSC Interest CAPX	UZ	2000000225	9/30/2012	(1.44)
53482400	AWWSC Interest CAPX	UZ	2000000223	9/30/2012	(1.44)
53482400	AWWSC Interest CAPX	UZ	2000000225	9/30/2012	(15.92)
53482400	AWWSC Interest CAPX	UZ	2000000225	9/30/2012	(8.68)
53482400	AWWSC Interest CAPX	UZ	2000000225	9/30/2012	(4.34)
53482400	AWWSC Interest CAPX	UZ	2000000225	9/30/2012	(2.90)
53482400	AWWSC Interest CAPX	UZ	2000000225	9/30/2012	(5.80)
53482400	AWWSC Interest CAPX	UZ	2000000225	9/30/2012	(1.44)
53482400	AWWSC Interest CAPX	UZ	2000000225	9/30/2012	(1.44)
53482400	AWWSC Interest CAPX	UZ	2000000223	9/30/2012	(1.44)
53482400	AWWSC Interest CAPX	UZ	2000000227	9/30/2012	(5.80)
53482400	AWWSC Interest CAPX	UZ	2000000223	9/30/2012	(10.31)
53482400	AWWSC Interest CAPX	UZ	2000000225	9/30/2012	(10.14)
53482400	AWWSC Interest CAPX	UZ	2000000223	9/30/2012	(4.34)
53482400	AWWSC Interest CAPX	UZ	2000000223	9/30/2012	(4.34)
53482400	AWWSC Interest CAPX	UZ	2000000223	9/30/2012	(5.80)
53482400	AWWSC Interest CAPX	UZ	2000000223	9/30/2012	(5.80)
53482400	AWWSC Interest CAPX	UZ	2000000225	9/30/2012	(7.24)
53482400	AWWSC Interest CAPX	UZ	2000000225	9/30/2012	(7.24)
53482400	AWWSC Interest CAPX	UZ	2000000225	9/30/2012	(81.08)
53482400	AWWSC Interest CAPX	UZ	2000000223	9/30/2012	(46.32)
53482400	AWWSC Interest CAPX	UZ	2000000225	9/30/2012	(8.68)
53482400	AWWSC Interest CAPX	UZ	2000000223	9/30/2012	(7.24)
53482400	AWWSC Interest CAPX	UZ	2000000224	9/30/2012	(4.34)
53482400	AWWSC Interest CAPX	UZ	2000000225	9/30/2012	(8.68)
53482400	AWWSC Interest CAPX	UZ	2000000225	9/30/2012	(5.80)
53482400	AWWSC Interest CAPX	UZ	2000000225	9/30/2012	(2.90)
53482400	AWWSC Interest CAPX	UZ	2000000223	9/30/2012	(5.80)
53482400	AWWSC Interest CAPX	UZ	2000000223	9/30/2012	(5.80)
53482400	AWWSC Interest CAPX	UZ	2000000227	9/30/2012	(5.80)
53482400	AWWSC Interest CAPX	UZ	2000000223	9/30/2012	(21.72)
53482400	AWWSC Interest CAPX	UZ	2000000225	9/30/2012	(17.38)
53482400	AWWSC Interest CAPX	UZ	2000000227	9/30/2012	(47.78)
53482400	AWWSC Interest CAPX	UZ	2000000225	9/30/2012	(7.24)
53482400	AWWSC Interest CAPX	UZ	2000000227	9/30/2012	(7.24)
53482400	AWWSC Interest CAPX	UZ	2000000225	9/30/2012	(2.90)
53482400	AWWSC Interest CAPX	UZ	2000000225	9/30/2012	(1.44)
53482400	AWWSC Interest CAPX	UZ	2000000225	9/30/2012	(7.24)
53482400	AWWSC Interest CAPX	UZ	2000000223	9/30/2012	(2.90)
53482400	AWWSC Interest CAPX	UZ	2000000225	9/30/2012	(8.68)
53482400	AWWSC Interest CAPX	UZ	2000000225	9/30/2012	(2.90)
53482400	AWWSC Interest CAPX	UZ	2000000223	9/30/2012	(5.80)
53482400	AWWSC Interest CAPX	UZ	2000000223	9/30/2012	(2.90)
53482400	AWWSC Interest CAPX	UZ	2000000227	9/30/2012	(2.90)
53482400	AWWSC Interest CAPX	UZ	2000000223	9/30/2012	(8.68)
53482400	AWWSC Interest CAPX	UZ	2000000225	9/30/2012	(1.44)
53482400	AWWSC Interest CAPX	UZ	2000000225	9/30/2012	(2.90)
53482400	AWWSC Interest CAPX	UZ	2000000223	9/30/2012	(8.68)
53482400	AWWSC Interest CAPX	UZ	2000000223	9/30/2012	(5.80)
53482400	AWWSC Interest CAPX	UZ	2000000223	9/30/2012	(4.07)
53482400	AWWSC Interest CAPX	UZ	2000000222	9/30/2012	(4.07)
53482400	AWWSC Interest CAPX	UZ	2000000223	9/30/2012	(5.60)
53482400	AWWSC Interest CAPX	UZ	2000000227	9/30/2012	(4.59)
53482400	AWWSC Interest CAPX	UZ	2000000223	9/30/2012	(2.55)
53482400	AWWSC Interest CAPX	UZ	2000000223	9/30/2012	(7.14)
53482400	AWWSC Interest CAPX	UZ	2000000223	9/30/2012	(6.11)
53482500	AWWSC Oth Inc CAPX	CF	9300002556	9/30/2012	8.49
53482500	AWWSC Oth Inc CAPX	CF	9300002559	9/30/2012	22.07
53482500	AWWSC Oth Inc CAPX	CF	9300002563	9/30/2012	8.41
53482500	AWWSC Oth Inc CAPX	CF	9300002563	9/30/2012	5.22
53482500	AWWSC Oth Inc CAPX	CF	9300002565	9/30/2012	12.30
53482500	AWWSC Oth Inc CAPX	CF	9300002566	9/30/2012	7.29
53482500	AWWSC Oth Inc CAPX	CF	9300002569	9/30/2012	38.60
53482500	AWWSC Oth Inc CAPX	CF	9300002572	9/30/2012	10.89
53482500	AWWSC Oth Inc CAPX	CF	9300002573	9/30/2012	6.11
53482500	AWWSC Oth Inc CAPX	CF	9300002576	9/30/2012	22.48
53482500	AWWSC Oth Inc CAPX	CF	9300002580	9/30/2012	5.73
53482500	AWWSC Oth Inc CAPX	CF	9300002581	9/30/2012	9.29
53482500	AWWSC Oth Inc CAPX	CF	9300002582	9/30/2012	0.81
53482500	AWWSC Oth Inc CAPX	CF	9300002584	9/30/2012	0.01
53482500	AWWSC Oth Inc CAPX	CF	9300002585	9/30/2012	2.72
53482500	AWWSC Oth Inc CAPX	CF	9300002587	9/30/2012	0.73
53482500	AWWSC Oth Inc CAPX	CF	9300002589	9/30/2012	0.01
53482500	AWWSC Oth Inc CAPX	CF	9300002591	9/30/2012	0.03
53482500	AWWSC Oth Inc CAPX	CF	9300002592	9/30/2012	0.08
53482500	AWWSC Oth Inc CAPX	CF	9300002594	9/30/2012	0.30
53482500	AWWSC Oth Inc CAPX	CF	9300002595	9/30/2012	132.28

Kentucky American Water Company  
Case No. 2012-00520  
Response to PSC DR1, Item 31

Account	Description	Doc Type	Document Number	Posting Date	Amount
53482500	AWWSC Oth Inc CAPX	CF	9300002595	9/30/2012	36.32
53482500	AWWSC Oth Inc CAPX	CF	9300002601	9/30/2012	0.11
53482500	AWWSC Oth Inc CAPX	CF	9300002625	9/30/2012	21.80
53482500	AWWSC Oth Inc CAPX	CF	9300002626	9/30/2012	62.57
53482500	AWWSC Oth Inc CAPX	CF	9300002644	9/30/2012	13.63
53482500	AWWSC Oth Inc CAPX	CF	9300002660	9/30/2012	299.80
53482500	AWWSC Oth Inc CAPX	CF	9300002671	9/30/2012	48.66
53482500	AWWSC Oth Inc CAPX	CF	9300002671	9/30/2012	36.84
53482500	AWWSC Oth Inc CAPX	CF	9300002672	9/30/2012	0.05
53482500	AWWSC Oth Inc CAPX	UT	9300002695	9/30/2012	(319.05)
53482500	AWWSC Oth Inc CAPX	UZ	2000000225	9/30/2012	(36.32)
53482500	AWWSC Oth Inc CAPX	UZ	2000000223	9/30/2012	(1.04)
53482500	AWWSC Oth Inc CAPX	UZ	2000000223	9/30/2012	(3.12)
53482500	AWWSC Oth Inc CAPX	UZ	2000000227	9/30/2012	(1.04)
53482500	AWWSC Oth Inc CAPX	UZ	2000000223	9/30/2012	(1.04)
53482500	AWWSC Oth Inc CAPX	UZ	2000000223	9/30/2012	(1.04)
53482500	AWWSC Oth Inc CAPX	UZ	2000000223	9/30/2012	(2.08)
53482500	AWWSC Oth Inc CAPX	UZ	2000000224	9/30/2012	(3.12)
53482500	AWWSC Oth Inc CAPX	UZ	2000000225	9/30/2012	(2.08)
53482500	AWWSC Oth Inc CAPX	UZ	2000000223	9/30/2012	(7.27)
53482500	AWWSC Oth Inc CAPX	UZ	2000000225	9/30/2012	(12.46)
53482500	AWWSC Oth Inc CAPX	UZ	2000000225	9/30/2012	(4.15)
53482500	AWWSC Oth Inc CAPX	UZ	2000000225	9/30/2012	(8.30)
53482500	AWWSC Oth Inc CAPX	UZ	2000000225	9/30/2012	(3.12)
53482500	AWWSC Oth Inc CAPX	UZ	2000000225	9/30/2012	(3.51)
53482500	AWWSC Oth Inc CAPX	UZ	2000000223	9/30/2012	(2.08)
53482500	AWWSC Oth Inc CAPX	UZ	2000000227	9/30/2012	(2.08)
53482500	AWWSC Oth Inc CAPX	UZ	2000000225	9/30/2012	(3.12)
53482500	AWWSC Oth Inc CAPX	UZ	2000000223	9/30/2012	(1.04)
53482500	AWWSC Oth Inc CAPX	UZ	2000000225	9/30/2012	(3.12)
53482500	AWWSC Oth Inc CAPX	UZ	2000000227	9/30/2012	(1.04)
53482500	AWWSC Oth Inc CAPX	UZ	2000000227	9/30/2012	(1.04)
53482500	AWWSC Oth Inc CAPX	UZ	2000000223	9/30/2012	(1.04)
53482500	AWWSC Oth Inc CAPX	UZ	2000000223	9/30/2012	(2.08)
53482500	AWWSC Oth Inc CAPX	UZ	2000000225	9/30/2012	(1.04)
53482500	AWWSC Oth Inc CAPX	UZ	2000000223	9/30/2012	(1.04)
53482500	AWWSC Oth Inc CAPX	UZ	2000000223	9/30/2012	(1.04)
53482500	AWWSC Oth Inc CAPX	UZ	2000000227	9/30/2012	(1.04)
53482500	AWWSC Oth Inc CAPX	UZ	2000000223	9/30/2012	(6.23)
53482500	AWWSC Oth Inc CAPX	UZ	2000000223	9/30/2012	(3.12)
53482500	AWWSC Oth Inc CAPX	UZ	2000000227	9/30/2012	(2.08)
53482500	AWWSC Oth Inc CAPX	UZ	2000000223	9/30/2012	(4.15)
53482500	AWWSC Oth Inc CAPX	UZ	2000000225	9/30/2012	(1.04)
53482500	AWWSC Oth Inc CAPX	UZ	2000000227	9/30/2012	(1.04)
53482500	AWWSC Oth Inc CAPX	UZ	2000000223	9/30/2012	(1.04)
53482500	AWWSC Oth Inc CAPX	UZ	2000000225	9/30/2012	(4.15)
53482500	AWWSC Oth Inc CAPX	UZ	2000000223	9/30/2012	(7.38)
53482500	AWWSC Oth Inc CAPX	UZ	2000000225	9/30/2012	(7.27)
53482500	AWWSC Oth Inc CAPX	UZ	2000000225	9/30/2012	(3.12)
53482500	AWWSC Oth Inc CAPX	UZ	2000000223	9/30/2012	(3.12)
53482500	AWWSC Oth Inc CAPX	UZ	2000000223	9/30/2012	(4.15)
53482500	AWWSC Oth Inc CAPX	UZ	2000000222	9/30/2012	(4.15)
53482500	AWWSC Oth Inc CAPX	UZ	2000000225	9/30/2012	(5.19)
53482500	AWWSC Oth Inc CAPX	UZ	2000000225	9/30/2012	(5.19)
53482500	AWWSC Oth Inc CAPX	UZ	2000000227	9/30/2012	(58.16)
53482500	AWWSC Oth Inc CAPX	UZ	2000000225	9/30/2012	(33.24)
53482500	AWWSC Oth Inc CAPX	UZ	2000000223	9/30/2012	(6.23)
53482500	AWWSC Oth Inc CAPX	UZ	2000000225	9/30/2012	(5.19)
53482500	AWWSC Oth Inc CAPX	UZ	2000000227	9/30/2012	(3.12)
53482500	AWWSC Oth Inc CAPX	UZ	2000000225	9/30/2012	(6.23)
53482500	AWWSC Oth Inc CAPX	UZ	2000000225	9/30/2012	(4.15)
53482500	AWWSC Oth Inc CAPX	UZ	2000000227	9/30/2012	(2.08)
53482500	AWWSC Oth Inc CAPX	UZ	2000000225	9/30/2012	(4.15)
53482500	AWWSC Oth Inc CAPX	UZ	2000000223	9/30/2012	(4.15)
53482500	AWWSC Oth Inc CAPX	UZ	2000000225	9/30/2012	(4.15)
53482500	AWWSC Oth Inc CAPX	UZ	2000000225	9/30/2012	(15.58)
53482500	AWWSC Oth Inc CAPX	UZ	2000000227	9/30/2012	(12.46)
53482500	AWWSC Oth Inc CAPX	UZ	2000000223	9/30/2012	(34.27)
53482500	AWWSC Oth Inc CAPX	UZ	2000000223	9/30/2012	(5.19)
53482500	AWWSC Oth Inc CAPX	UZ	2000000223	9/30/2012	(5.19)
53482500	AWWSC Oth Inc CAPX	UZ	2000000225	9/30/2012	(2.08)
53482500	AWWSC Oth Inc CAPX	UZ	2000000225	9/30/2012	(1.04)
53482500	AWWSC Oth Inc CAPX	UZ	2000000223	9/30/2012	(5.19)
53482500	AWWSC Oth Inc CAPX	UZ	2000000227	9/30/2012	(2.08)
53482500	AWWSC Oth Inc CAPX	UZ	2000000222	9/30/2012	(6.23)
53482500	AWWSC Oth Inc CAPX	UZ	2000000227	9/30/2012	(2.08)

Kentucky American Water Company  
Case No. 2012-00520  
Response to PSC DR1, Item 31

Account	Description	Doc Type	Document Number	Posting Date	Amount
53482500	AWWSC Oth Inc CAPX	UZ	2000000225	9/30/2012	(4.15)
53482500	AWWSC Oth Inc CAPX	UZ	2000000227	9/30/2012	(2.08)
53482500	AWWSC Oth Inc CAPX	UZ	2000000223	9/30/2012	(2.08)
53482500	AWWSC Oth Inc CAPX	UZ	2000000225	9/30/2012	(6.23)
53482500	AWWSC Oth Inc CAPX	UZ	2000000225	9/30/2012	(1.04)
53482500	AWWSC Oth Inc CAPX	UZ	2000000223	9/30/2012	(2.08)
53482500	AWWSC Oth Inc CAPX	UZ	2000000223	9/30/2012	(6.23)
53482500	AWWSC Oth Inc CAPX	UZ	2000000225	9/30/2012	(4.15)
53482500	AWWSC Oth Inc CAPX	UZ	2000000227	9/30/2012	(7.15)
53482500	AWWSC Oth Inc CAPX	UZ	2000000223	9/30/2012	(7.15)
53482500	AWWSC Oth Inc CAPX	UZ	2000000227	9/30/2012	(9.85)
53482500	AWWSC Oth Inc CAPX	UZ	2000000223	9/30/2012	(8.05)
53482500	AWWSC Oth Inc CAPX	UZ	2000000225	9/30/2012	(4.46)
53482500	AWWSC Oth Inc CAPX	UZ	2000000223	9/30/2012	(12.55)
53482500	AWWSC Oth Inc CAPX	UZ	2000000223	9/30/2012	(10.75)
53482600	AWWSC Inc Tax CAPX	CF	9300002567	9/30/2012	563.71
53482600	AWWSC Inc Tax CAPX	UT	9300002695	9/30/2012	(353.89)
53482600	AWWSC Inc Tax CAPX	UZ	2000000223	9/30/2012	(25.05)
53482600	AWWSC Inc Tax CAPX	UZ	2000000223	9/30/2012	(25.05)
53482600	AWWSC Inc Tax CAPX	UZ	2000000225	9/30/2012	(34.45)
53482600	AWWSC Inc Tax CAPX	UZ	2000000225	9/30/2012	(28.19)
53482600	AWWSC Inc Tax CAPX	UZ	2000000223	9/30/2012	(15.66)
53482600	AWWSC Inc Tax CAPX	UZ	2000000223	9/30/2012	(43.84)
53482600	AWWSC Inc Tax CAPX	UZ	2000000225	9/30/2012	(37.58)
54110000	Rents-Real Prop	CS	9300001776	9/30/2012	(375.00)
54110014	Rents-Real Prop TD	CS	9300001776	9/30/2012	375.00
54140000	Rents-Equip	SN	100001135	9/30/2012	(18.16)
54140000	Rents-Equip	CS	9300001624	9/30/2012	(297.39)
54140000	Rents-Equip	CS	9300001731	9/30/2012	(210.28)
54140000	Rents-Equip	CS	9300001642	9/30/2012	(320.86)
54140000	Rents-Equip	CS	9300001490	9/30/2012	(192.36)
54140000	Rents-Equip	CS	9300001671	9/30/2012	(140.44)
54140000	Rents-Equip	CS	9300001688	9/30/2012	(140.44)
54140000	Rents-Equip	CS	9300001626	9/30/2012	(269.88)
54140016	Rents-Equip AG	CS	9300001624	9/30/2012	297.39
54140016	Rents-Equip AG	CS	9300001731	9/30/2012	210.28
54140016	Rents-Equip AG	CS	9300001642	9/30/2012	320.86
54140016	Rents-Equip AG	CS	9300001490	9/30/2012	192.36
54140016	Rents-Equip AG	CS	9300001671	9/30/2012	140.44
54140016	Rents-Equip AG	CS	9300001688	9/30/2012	140.44
54140016	Rents-Equip AG	CS	9300001626	9/30/2012	269.88
55000000	Transportation (O&M)	CF	9300001412	9/30/2012	(15.95)
55000000	Transportation (O&M)	CF	9300001412	9/30/2012	15.95
55000000	Transportation (O&M)	CF	9300001413	9/30/2012	(6.21)
55000000	Transportation (O&M)	CF	9300001413	9/30/2012	6.21
55000000	Transportation (O&M)	CF	9300001414	9/30/2012	15.95
55000000	Transportation (O&M)	CF	9300001414	9/30/2012	(15.95)
55000000	Transportation (O&M)	CF	9300001415	9/30/2012	6.21
55000000	Transportation (O&M)	CF	9300001415	9/30/2012	(6.21)
55000000	Transportation (O&M)	CF	9300001526	9/30/2012	332.03
55000000	Transportation (O&M)	CF	9300001526	9/30/2012	(332.03)
55000000	Transportation (O&M)	CF	9300001527	9/30/2012	20.32
55000000	Transportation (O&M)	CF	9300001527	9/30/2012	(20.32)
55000000	Transportation (O&M)	CF	9300001528	9/30/2012	1,890.77
55000000	Transportation (O&M)	CF	9300001528	9/30/2012	(1,890.77)
55000000	Transportation (O&M)	CF	9300001529	9/30/2012	29.67
55000000	Transportation (O&M)	CF	9300001529	9/30/2012	(29.67)
55000000	Transportation (O&M)	CF	9300001530	9/30/2012	3.86
55000000	Transportation (O&M)	CF	9300001530	9/30/2012	(3.86)
55000000	Transportation (O&M)	CF	9300001531	9/30/2012	346.12
55000000	Transportation (O&M)	CF	9300001531	9/30/2012	(346.12)
55000000	Transportation (O&M)	CF	9300001532	9/30/2012	355.83
55000000	Transportation (O&M)	CF	9300001532	9/30/2012	(355.83)
55000000	Transportation (O&M)	CF	9300001533	9/30/2012	76.95
55000000	Transportation (O&M)	CF	9300001533	9/30/2012	(76.95)
55000000	Transportation (O&M)	CF	9300001534	9/30/2012	2,256.42
55000000	Transportation (O&M)	CF	9300001534	9/30/2012	(2,256.42)
55000000	Transportation (O&M)	CF	9300001535	9/30/2012	24.35
55000000	Transportation (O&M)	CF	9300001535	9/30/2012	(24.35)
55000000	Transportation (O&M)	CF	9300001536	9/30/2012	173.51
55000000	Transportation (O&M)	CF	9300001536	9/30/2012	(173.51)
55000000	Transportation (O&M)	CF	9300001537	9/30/2012	(1.29)
55000000	Transportation (O&M)	CF	9300001537	9/30/2012	1.29
55000000	Transportation (O&M)	CF	9300001538	9/30/2012	67.54
55000000	Transportation (O&M)	CF	9300001538	9/30/2012	(67.54)
55000000	Transportation (O&M)	CF	9300001539	9/30/2012	52.10
55000000	Transportation (O&M)	CF	9300001539	9/30/2012	(52.10)

Kentucky American Water Company  
Case No. 2012-00520  
Response to PSC DR1, Item 31

Account	Description	Doc Type	Document Number	Posting Date	Amount
55000000	Transportation (O&M)	CF	9300001540	9/30/2012	668.86
55000000	Transportation (O&M)	CF	9300001540	9/30/2012	(668.86)
55000000	Transportation (O&M)	CF	9300001541	9/30/2012	16.07
55000000	Transportation (O&M)	CF	9300001541	9/30/2012	(16.07)
55000000	Transportation (O&M)	CF	9300001542	9/30/2012	(6.85)
55000000	Transportation (O&M)	CF	9300001542	9/30/2012	6.85
55000000	Transportation (O&M)	CF	9300001543	9/30/2012	319.30
55000000	Transportation (O&M)	CF	9300001543	9/30/2012	(319.30)
55000000	Transportation (O&M)	CF	9300001544	9/30/2012	302.91
55000000	Transportation (O&M)	CF	9300001544	9/30/2012	(302.91)
55000000	Transportation (O&M)	CF	9300001545	9/30/2012	105.37
55000000	Transportation (O&M)	CF	9300001545	9/30/2012	(105.37)
55000000	Transportation (O&M)	CF	9300001546	9/30/2012	39.81
55000000	Transportation (O&M)	CF	9300001546	9/30/2012	(39.81)
55000000	Transportation (O&M)	CF	9300001547	9/30/2012	275.07
55000000	Transportation (O&M)	CF	9300001547	9/30/2012	(275.07)
55000000	Transportation (O&M)	CF	9300001548	9/30/2012	174.46
55000000	Transportation (O&M)	CF	9300001548	9/30/2012	(174.46)
55000000	Transportation (O&M)	CF	9300001549	9/30/2012	11.23
55000000	Transportation (O&M)	CF	9300001549	9/30/2012	(11.23)
55000000	Transportation (O&M)	CF	9300001550	9/30/2012	635.02
55000000	Transportation (O&M)	CF	9300001550	9/30/2012	(635.02)
55000000	Transportation (O&M)	CF	9300001551	9/30/2012	(1.69)
55000000	Transportation (O&M)	CF	9300001551	9/30/2012	1.69
55000000	Transportation (O&M)	CF	9300001552	9/30/2012	242.62
55000000	Transportation (O&M)	CF	9300001552	9/30/2012	(242.62)
55000000	Transportation (O&M)	CF	9300001553	9/30/2012	61.35
55000000	Transportation (O&M)	CF	9300001553	9/30/2012	(61.35)
55000000	Transportation (O&M)	CF	9300001554	9/30/2012	70.18
55000000	Transportation (O&M)	CF	9300001554	9/30/2012	(70.18)
55000000	Transportation (O&M)	CF	9300001555	9/30/2012	5.54
55000000	Transportation (O&M)	CF	9300001555	9/30/2012	(5.54)
55000000	Transportation (O&M)	CF	9300001556	9/30/2012	0.92
55000000	Transportation (O&M)	CF	9300001556	9/30/2012	(0.92)
55000000	Transportation (O&M)	CF	9300001557	9/30/2012	(11.04)
55000000	Transportation (O&M)	CF	9300001557	9/30/2012	11.04
55000000	Transportation (O&M)	CF	9300001558	9/30/2012	98.34
55000000	Transportation (O&M)	CF	9300001558	9/30/2012	(98.34)
55000000	Transportation (O&M)	CF	9300001559	9/30/2012	101.29
55000000	Transportation (O&M)	CF	9300001559	9/30/2012	(101.29)
55000000	Transportation (O&M)	CF	9300001560	9/30/2012	5.54
55000000	Transportation (O&M)	CF	9300001560	9/30/2012	(5.54)
55000000	Transportation (O&M)	CF	9300001561	9/30/2012	46.53
55000000	Transportation (O&M)	CF	9300001561	9/30/2012	(46.53)
55000000	Transportation (O&M)	CF	9300001562	9/30/2012	369.33
55000000	Transportation (O&M)	CF	9300001562	9/30/2012	(369.33)
55000000	Transportation (O&M)	CF	9300001563	9/30/2012	2.19
55000000	Transportation (O&M)	CF	9300001563	9/30/2012	(2.19)
55000000	Transportation (O&M)	CF	9300001564	9/30/2012	(214.83)
55000000	Transportation (O&M)	CF	9300001564	9/30/2012	214.83
55000000	Transportation (O&M)	CF	9300001565	9/30/2012	421.06
55000000	Transportation (O&M)	CF	9300001565	9/30/2012	(421.06)
55000000	Transportation (O&M)	CF	9300001566	9/30/2012	(6.67)
55000000	Transportation (O&M)	CF	9300001566	9/30/2012	6.67
55000000	Transportation (O&M)	CF	9300001567	9/30/2012	3.88
55000000	Transportation (O&M)	CF	9300001567	9/30/2012	(3.88)
55000000	Transportation (O&M)	CF	9300001568	9/30/2012	21.54
55000000	Transportation (O&M)	CF	9300001568	9/30/2012	(21.54)
55000000	Transportation (O&M)	CF	9300001569	9/30/2012	42.24
55000000	Transportation (O&M)	CF	9300001569	9/30/2012	(42.24)
55000000	Transportation (O&M)	CF	9300001570	9/30/2012	(7.33)
55000000	Transportation (O&M)	CF	9300001570	9/30/2012	7.33
55000000	Transportation (O&M)	CF	9300001571	9/30/2012	21.54
55000000	Transportation (O&M)	CF	9300001571	9/30/2012	(21.54)
55000000	Transportation (O&M)	CF	9300001572	9/30/2012	78.77
55000000	Transportation (O&M)	CF	9300001572	9/30/2012	(78.77)
55000000	Transportation (O&M)	CF	9300001573	9/30/2012	23.29
55000000	Transportation (O&M)	CF	9300001573	9/30/2012	(23.29)
55000000	Transportation (O&M)	CF	9300001574	9/30/2012	9.96
55000000	Transportation (O&M)	CF	9300001574	9/30/2012	(9.96)
55000000	Transportation (O&M)	CF	9300001575	9/30/2012	(10.77)
55000000	Transportation (O&M)	CF	9300001575	9/30/2012	10.77
55000000	Transportation (O&M)	CF	9300001576	9/30/2012	25.92
55000000	Transportation (O&M)	CF	9300001576	9/30/2012	(25.92)
55000000	Transportation (O&M)	CF	9300001577	9/30/2012	123.45
55000000	Transportation (O&M)	CF	9300001577	9/30/2012	(123.45)
55000000	Transportation (O&M)	CF	9300001578	9/30/2012	(13.18)

Kentucky American Water Company  
Case No. 2012-00520  
Response to PSC DR1, Item 31

Account	Description	Doc Type	Document Number	Posting Date	Amount
55000000	Transportation (O&M)	CF	9300001578	9/30/2012	13.18
55000000	Transportation (O&M)	CF	9300001579	9/30/2012	(4.39)
55000000	Transportation (O&M)	CF	9300001579	9/30/2012	4.39
55000000	Transportation (O&M)	CF	9300001580	9/30/2012	(10.37)
55000000	Transportation (O&M)	CF	9300001580	9/30/2012	10.37
55000000	Transportation (O&M)	CF	9300001581	9/30/2012	17.32
55000000	Transportation (O&M)	CF	9300001581	9/30/2012	(17.32)
55000000	Transportation (O&M)	CF	9300001582	9/30/2012	7.38
55000000	Transportation (O&M)	CF	9300001582	9/30/2012	(7.38)
55000000	Transportation (O&M)	CF	9300001583	9/30/2012	1.38
55000000	Transportation (O&M)	CF	9300001583	9/30/2012	(1.38)
55000000	Transportation (O&M)	CF	9300001584	9/30/2012	19.27
55000000	Transportation (O&M)	CF	9300001584	9/30/2012	(19.27)
55000000	Transportation (O&M)	CF	9300001585	9/30/2012	40.21
55000000	Transportation (O&M)	CF	9300001585	9/30/2012	(40.21)
55000000	Transportation (O&M)	CF	9300001586	9/30/2012	8.02
55000000	Transportation (O&M)	CF	9300001586	9/30/2012	(8.02)
55000000	Transportation (O&M)	CF	9300001587	9/30/2012	22.46
55000000	Transportation (O&M)	CF	9300001587	9/30/2012	(22.46)
55000000	Transportation (O&M)	CF	9300001588	9/30/2012	25.67
55000000	Transportation (O&M)	CF	9300001588	9/30/2012	(25.67)
55000000	Transportation (O&M)	CF	9300001589	9/30/2012	(142.97)
55000000	Transportation (O&M)	CF	9300001589	9/30/2012	142.97
55000000	Transportation (O&M)	CF	9300001590	9/30/2012	(12.82)
55000000	Transportation (O&M)	CF	9300001590	9/30/2012	12.82
55000000	Transportation (O&M)	CF	9300001591	9/30/2012	66.27
55000000	Transportation (O&M)	CF	9300001591	9/30/2012	(66.27)
55000000	Transportation (O&M)	CF	9300001592	9/30/2012	0.37
55000000	Transportation (O&M)	CF	9300001592	9/30/2012	(0.37)
55000000	Transportation (O&M)	CF	9300001593	9/30/2012	1.09
55000000	Transportation (O&M)	CF	9300001593	9/30/2012	(1.09)
55000000	Transportation (O&M)	CF	9300001594	9/30/2012	57.31
55000000	Transportation (O&M)	CF	9300001594	9/30/2012	(57.31)
55000000	Transportation (O&M)	CF	9300001595	9/30/2012	12.96
55000000	Transportation (O&M)	CF	9300001595	9/30/2012	(12.96)
55000000	Transportation (O&M)	CF	9300001596	9/30/2012	15.95
55000000	Transportation (O&M)	CF	9300001596	9/30/2012	(15.95)
55000000	Transportation (O&M)	CF	9300001597	9/30/2012	117.57
55000000	Transportation (O&M)	CF	9300001597	9/30/2012	(117.57)
55000000	Transportation (O&M)	CF	9300001598	9/30/2012	47.55
55000000	Transportation (O&M)	CF	9300001598	9/30/2012	(47.55)
55000000	Transportation (O&M)	CF	9300001599	9/30/2012	(23.60)
55000000	Transportation (O&M)	CF	9300001599	9/30/2012	23.60
55000000	Transportation (O&M)	CF	9300001600	9/30/2012	79.24
55000000	Transportation (O&M)	CF	9300001600	9/30/2012	(79.24)
55000000	Transportation (O&M)	CF	9300001601	9/30/2012	25.36
55000000	Transportation (O&M)	CF	9300001601	9/30/2012	(25.36)
55000000	Transportation (O&M)	CF	9300001602	9/30/2012	(4.97)
55000000	Transportation (O&M)	CF	9300001602	9/30/2012	4.97
55000000	Transportation (O&M)	CF	9300001603	9/30/2012	145.38
55000000	Transportation (O&M)	CF	9300001603	9/30/2012	(145.38)
55000000	Transportation (O&M)	CF	9300001604	9/30/2012	45.84
55000000	Transportation (O&M)	CF	9300001604	9/30/2012	(45.84)
55000000	Transportation (O&M)	CF	9300001605	9/30/2012	(17.61)
55000000	Transportation (O&M)	CF	9300001605	9/30/2012	17.61
55000000	Transportation (O&M)	CF	9300001606	9/30/2012	81.95
55000000	Transportation (O&M)	CF	9300001606	9/30/2012	(81.95)
55000000	Transportation (O&M)	CF	9300001607	9/30/2012	27.57
55000000	Transportation (O&M)	CF	9300001607	9/30/2012	(27.57)
55000000	Transportation (O&M)	CF	9300001608	9/30/2012	122.23
55000000	Transportation (O&M)	CF	9300001608	9/30/2012	(122.23)
55000000	Transportation (O&M)	CF	9300001609	9/30/2012	(3.13)
55000000	Transportation (O&M)	CF	9300001609	9/30/2012	3.13
55000000	Transportation (O&M)	CF	9300001610	9/30/2012	20.19
55000000	Transportation (O&M)	CF	9300001610	9/30/2012	(20.19)
55000000	Transportation (O&M)	CF	9300001611	9/30/2012	33.19
55000000	Transportation (O&M)	CF	9300001611	9/30/2012	(33.19)
55000000	Transportation (O&M)	CF	9300001612	9/30/2012	1.66
55000000	Transportation (O&M)	CF	9300001612	9/30/2012	(1.66)
55000000	Transportation (O&M)	CF	9300001613	9/30/2012	1.66
55000000	Transportation (O&M)	CF	9300001613	9/30/2012	(1.66)
55000000	Transportation (O&M)	CF	9300001614	9/30/2012	42.56
55000000	Transportation (O&M)	CF	9300001614	9/30/2012	(42.56)
55000000	Transportation (O&M)	CF	9300001620	9/30/2012	(332.03)
55000000	Transportation (O&M)	CF	9300001620	9/30/2012	332.03
55000000	Transportation (O&M)	CF	9300001622	9/30/2012	(29.67)
55000000	Transportation (O&M)	CF	9300001622	9/30/2012	29.67

Kentucky American Water Company  
Case No. 2012-00520  
Response to PSC DR1, Item 31

Account	Description	Doc Type	Document Number	Posting Date	Amount
55000000	Transportation (O&M)	CF	9300001623	9/30/2012	(3.86)
55000000	Transportation (O&M)	CF	9300001623	9/30/2012	3.86
55000000	Transportation (O&M)	CF	9300001625	9/30/2012	(635.02)
55000000	Transportation (O&M)	CF	9300001625	9/30/2012	635.02
55000000	Transportation (O&M)	CF	9300001627	9/30/2012	(105.37)
55000000	Transportation (O&M)	CF	9300001627	9/30/2012	105.37
55000000	Transportation (O&M)	CF	9300001629	9/30/2012	(275.07)
55000000	Transportation (O&M)	CF	9300001629	9/30/2012	275.07
55000000	Transportation (O&M)	CF	9300001631	9/30/2012	(5.54)
55000000	Transportation (O&M)	CF	9300001631	9/30/2012	5.54
55000000	Transportation (O&M)	CF	9300001632	9/30/2012	(2.19)
55000000	Transportation (O&M)	CF	9300001632	9/30/2012	2.19
55000000	Transportation (O&M)	CF	9300001634	9/30/2012	1.29
55000000	Transportation (O&M)	CF	9300001634	9/30/2012	(1.29)
55000000	Transportation (O&M)	CF	9300001636	9/30/2012	(346.12)
55000000	Transportation (O&M)	CF	9300001636	9/30/2012	346.12
55000000	Transportation (O&M)	CF	9300001639	9/30/2012	(76.95)
55000000	Transportation (O&M)	CF	9300001639	9/30/2012	76.95
55000000	Transportation (O&M)	CF	9300001641	9/30/2012	(67.54)
55000000	Transportation (O&M)	CF	9300001641	9/30/2012	67.54
55000000	Transportation (O&M)	CF	9300001643	9/30/2012	(11.23)
55000000	Transportation (O&M)	CF	9300001643	9/30/2012	11.23
55000000	Transportation (O&M)	CF	9300001645	9/30/2012	(242.62)
55000000	Transportation (O&M)	CF	9300001645	9/30/2012	242.62
55000000	Transportation (O&M)	CF	9300001648	9/30/2012	(668.86)
55000000	Transportation (O&M)	CF	9300001648	9/30/2012	668.86
55000000	Transportation (O&M)	CF	9300001651	9/30/2012	(0.92)
55000000	Transportation (O&M)	CF	9300001651	9/30/2012	0.92
55000000	Transportation (O&M)	CF	9300001652	9/30/2012	11.04
55000000	Transportation (O&M)	CF	9300001652	9/30/2012	(11.04)
55000000	Transportation (O&M)	CF	9300001654	9/30/2012	(98.34)
55000000	Transportation (O&M)	CF	9300001654	9/30/2012	98.34
55000000	Transportation (O&M)	CF	9300001656	9/30/2012	(16.07)
55000000	Transportation (O&M)	CF	9300001656	9/30/2012	16.07
55000000	Transportation (O&M)	CF	9300001659	9/30/2012	(319.30)
55000000	Transportation (O&M)	CF	9300001659	9/30/2012	319.30
55000000	Transportation (O&M)	CF	9300001662	9/30/2012	(174.46)
55000000	Transportation (O&M)	CF	9300001662	9/30/2012	174.46
55000000	Transportation (O&M)	CF	9300001664	9/30/2012	(355.83)
55000000	Transportation (O&M)	CF	9300001664	9/30/2012	355.83
55000000	Transportation (O&M)	CF	9300001666	9/30/2012	(52.10)
55000000	Transportation (O&M)	CF	9300001666	9/30/2012	52.10
55000000	Transportation (O&M)	CF	9300001668	9/30/2012	(101.29)
55000000	Transportation (O&M)	CF	9300001668	9/30/2012	101.29
55000000	Transportation (O&M)	CF	9300001670	9/30/2012	(369.33)
55000000	Transportation (O&M)	CF	9300001670	9/30/2012	369.33
55000000	Transportation (O&M)	CF	9300001673	9/30/2012	(1,890.77)
55000000	Transportation (O&M)	CF	9300001673	9/30/2012	1,890.77
55000000	Transportation (O&M)	CF	9300001675	9/30/2012	(302.91)
55000000	Transportation (O&M)	CF	9300001675	9/30/2012	302.91
55000000	Transportation (O&M)	CF	9300001677	9/30/2012	(70.18)
55000000	Transportation (O&M)	CF	9300001677	9/30/2012	70.18
55000000	Transportation (O&M)	CF	9300001679	9/30/2012	(5.54)
55000000	Transportation (O&M)	CF	9300001679	9/30/2012	5.54
55000000	Transportation (O&M)	CF	9300001681	9/30/2012	(46.53)
55000000	Transportation (O&M)	CF	9300001681	9/30/2012	46.53
55000000	Transportation (O&M)	CF	9300001683	9/30/2012	6.85
55000000	Transportation (O&M)	CF	9300001683	9/30/2012	(6.85)
55000000	Transportation (O&M)	CF	9300001686	9/30/2012	(24.35)
55000000	Transportation (O&M)	CF	9300001686	9/30/2012	24.35
55000000	Transportation (O&M)	CF	9300001687	9/30/2012	1.69
55000000	Transportation (O&M)	CF	9300001687	9/30/2012	(1.69)
55000000	Transportation (O&M)	CF	9300001689	9/30/2012	(39.81)
55000000	Transportation (O&M)	CF	9300001689	9/30/2012	39.81
55000000	Transportation (O&M)	CF	9300001691	9/30/2012	(20.32)
55000000	Transportation (O&M)	CF	9300001691	9/30/2012	20.32
55000000	Transportation (O&M)	CF	9300001693	9/30/2012	(2,256.42)
55000000	Transportation (O&M)	CF	9300001693	9/30/2012	2,256.42
55000000	Transportation (O&M)	CF	9300001695	9/30/2012	(173.51)
55000000	Transportation (O&M)	CF	9300001695	9/30/2012	173.51
55000000	Transportation (O&M)	CF	9300001697	9/30/2012	(61.35)
55000000	Transportation (O&M)	CF	9300001697	9/30/2012	61.35
55000000	Transportation (O&M)	CF	9300001699	9/30/2012	(214.83)
55000000	Transportation (O&M)	CF	9300001699	9/30/2012	214.83
55000000	Transportation (O&M)	CF	9300001704	9/30/2012	118.96
55000000	Transportation (O&M)	CF	9300001704	9/30/2012	(118.96)
55000000	Transportation (O&M)	CF	9300001705	9/30/2012	1.20

Kentucky American Water Company  
Case No. 2012-00520  
Response to PSC DR1, Item 31

Account	Description	Doc Type	Document Number	Posting Date	Amount
55000000	Transportation (O&M)	CF	9300001705	9/30/2012	(1.20)
55000000	Transportation (O&M)	CF	9300001777	9/30/2012	(118.96)
55000000	Transportation (O&M)	CF	9300001777	9/30/2012	118.96
55000000	Transportation (O&M)	CF	9300002703	9/30/2012	(55.70)
55000000	Transportation (O&M)	CF	9300002703	9/30/2012	3,817.47
55000000	Transportation (O&M)	CF	9300002703	9/30/2012	21,354.85
55000000	Transportation (O&M)	CF	9300002703	9/30/2012	2,176.94
55000000	Transportation (O&M)	CF	9300002703	9/30/2012	497.27
55000000	Transportation (O&M)	CF	9300002703	9/30/2012	42.57
55000000	Transportation (O&M)	CF	9300002703	9/30/2012	(3,817.47)
55000000	Transportation (O&M)	CF	9300002703	9/30/2012	(21,299.15)
55000000	Transportation (O&M)	CF	9300002703	9/30/2012	(2,176.94)
55000000	Transportation (O&M)	CF	9300002703	9/30/2012	(497.27)
55000000	Transportation (O&M)	CF	9300002703	9/30/2012	(42.57)
55000000	Transportation (O&M)	CF	9300002706	9/30/2012	(834.46)
55000000	Transportation (O&M)	CF	9300002706	9/30/2012	834.46
55000000	Transportation (O&M)	CF	9300002707	9/30/2012	(74.57)
55000000	Transportation (O&M)	CF	9300002707	9/30/2012	74.57
55000000	Transportation (O&M)	CF	9300002708	9/30/2012	(9.70)
55000000	Transportation (O&M)	CF	9300002708	9/30/2012	9.70
55000000	Transportation (O&M)	CF	9300002709	9/30/2012	(1,595.94)
55000000	Transportation (O&M)	CF	9300002709	9/30/2012	1,595.94
55000000	Transportation (O&M)	CF	9300002712	9/30/2012	(264.82)
55000000	Transportation (O&M)	CF	9300002712	9/30/2012	264.82
55000000	Transportation (O&M)	CF	9300002713	9/30/2012	(691.31)
55000000	Transportation (O&M)	CF	9300002713	9/30/2012	691.31
55000000	Transportation (O&M)	CF	9300002714	9/30/2012	(13.92)
55000000	Transportation (O&M)	CF	9300002714	9/30/2012	13.92
55000000	Transportation (O&M)	CF	9300002715	9/30/2012	(5.50)
55000000	Transportation (O&M)	CF	9300002715	9/30/2012	5.50
55000000	Transportation (O&M)	CF	9300002717	9/30/2012	3.24
55000000	Transportation (O&M)	CF	9300002717	9/30/2012	(3.24)
55000000	Transportation (O&M)	CF	9300002718	9/30/2012	(869.87)
55000000	Transportation (O&M)	CF	9300002718	9/30/2012	869.87
55000000	Transportation (O&M)	CF	9300002720	9/30/2012	(193.39)
55000000	Transportation (O&M)	CF	9300002720	9/30/2012	193.39
55000000	Transportation (O&M)	CF	9300002724	9/30/2012	(169.74)
55000000	Transportation (O&M)	CF	9300002724	9/30/2012	169.74
55000000	Transportation (O&M)	CF	9300002726	9/30/2012	(28.22)
55000000	Transportation (O&M)	CF	9300002726	9/30/2012	28.22
55000000	Transportation (O&M)	CF	9300002727	9/30/2012	(609.76)
55000000	Transportation (O&M)	CF	9300002727	9/30/2012	609.76
55000000	Transportation (O&M)	CF	9300002729	9/30/2012	(1,680.99)
55000000	Transportation (O&M)	CF	9300002729	9/30/2012	1,680.99
55000000	Transportation (O&M)	CF	9300002730	9/30/2012	(2.31)
55000000	Transportation (O&M)	CF	9300002730	9/30/2012	2.31
55000000	Transportation (O&M)	CF	9300002731	9/30/2012	27.75
55000000	Transportation (O&M)	CF	9300002731	9/30/2012	(27.75)
55000000	Transportation (O&M)	CF	9300002732	9/30/2012	(247.15)
55000000	Transportation (O&M)	CF	9300002732	9/30/2012	247.15
55000000	Transportation (O&M)	CF	9300002733	9/30/2012	(40.39)
55000000	Transportation (O&M)	CF	9300002733	9/30/2012	40.39
55000000	Transportation (O&M)	CF	9300002734	9/30/2012	(802.47)
55000000	Transportation (O&M)	CF	9300002734	9/30/2012	802.47
55000000	Transportation (O&M)	CF	9300002736	9/30/2012	(438.46)
55000000	Transportation (O&M)	CF	9300002736	9/30/2012	438.46
55000000	Transportation (O&M)	CF	9300002737	9/30/2012	(894.28)
55000000	Transportation (O&M)	CF	9300002737	9/30/2012	894.28
55000000	Transportation (O&M)	CF	9300002738	9/30/2012	(130.94)
55000000	Transportation (O&M)	CF	9300002738	9/30/2012	130.94
55000000	Transportation (O&M)	CF	9300002739	9/30/2012	(254.56)
55000000	Transportation (O&M)	CF	9300002739	9/30/2012	254.56
55000000	Transportation (O&M)	CF	9300002740	9/30/2012	(928.21)
55000000	Transportation (O&M)	CF	9300002740	9/30/2012	928.21
55000000	Transportation (O&M)	CF	9300002742	9/30/2012	(4,751.92)
55000000	Transportation (O&M)	CF	9300002742	9/30/2012	4,751.92
55000000	Transportation (O&M)	CF	9300002743	9/30/2012	(761.28)
55000000	Transportation (O&M)	CF	9300002743	9/30/2012	761.28
55000000	Transportation (O&M)	CF	9300002744	9/30/2012	(176.38)
55000000	Transportation (O&M)	CF	9300002744	9/30/2012	176.38
55000000	Transportation (O&M)	CF	9300002745	9/30/2012	(13.92)
55000000	Transportation (O&M)	CF	9300002745	9/30/2012	13.92
55000000	Transportation (O&M)	CF	9300002746	9/30/2012	(116.94)
55000000	Transportation (O&M)	CF	9300002746	9/30/2012	116.94
55000000	Transportation (O&M)	CF	9300002747	9/30/2012	17.22
55000000	Transportation (O&M)	CF	9300002747	9/30/2012	(17.22)
55000000	Transportation (O&M)	CF	9300002748	9/30/2012	(61.20)

Kentucky American Water Company  
Case No. 2012-00520  
Response to PSC DR1, Item 31

Account	Description	Doc Type	Document Number	Posting Date	Amount
55000000	Transportation (O&M)	CF	9300002748	9/30/2012	61.20
55000000	Transportation (O&M)	CF	9300002749	9/30/2012	4.25
55000000	Transportation (O&M)	CF	9300002749	9/30/2012	(4.25)
55000000	Transportation (O&M)	CF	9300002750	9/30/2012	(100.05)
55000000	Transportation (O&M)	CF	9300002750	9/30/2012	100.05
55000000	Transportation (O&M)	CF	9300002751	9/30/2012	(51.07)
55000000	Transportation (O&M)	CF	9300002751	9/30/2012	51.07
55000000	Transportation (O&M)	CF	9300002753	9/30/2012	(5,969.85)
55000000	Transportation (O&M)	CF	9300002753	9/30/2012	5,969.85
55000000	Transportation (O&M)	CF	9300002754	9/30/2012	(436.07)
55000000	Transportation (O&M)	CF	9300002754	9/30/2012	436.07
55000000	Transportation (O&M)	CF	9300002755	9/30/2012	(154.19)
55000000	Transportation (O&M)	CF	9300002755	9/30/2012	154.19
55000000	Transportation (O&M)	CF	9300002756	9/30/2012	(539.91)
55000000	Transportation (O&M)	CF	9300002756	9/30/2012	539.91
55000000	Transportation (O&M)	CF	9300002758	9/30/2012	40.09
55000000	Transportation (O&M)	CF	9300002758	9/30/2012	(40.09)
55000000	Transportation (O&M)	CF	9300002759	9/30/2012	15.61
55000000	Transportation (O&M)	CF	9300002759	9/30/2012	(15.61)
55000000	Transportation (O&M)	CS	9300001476	9/30/2012	(2,185.95)
55000000	Transportation (O&M)	CS	9300001758	9/30/2012	721.88
55000000	Transportation (O&M)	CS	9300001810	9/30/2012	43.89
55000016	Trans Oper AG	CS	9300001476	9/30/2012	2,185.95
55000016	Trans Oper AG	CS	9300001758	9/30/2012	(721.88)
55000016	Trans Oper AG	CS	9300001810	9/30/2012	(43.89)
55000100	Trans Cap Credits	UT	9300001617	9/30/2012	(421.06)
55000100	Trans Cap Credits	UT	9300001724	9/30/2012	(1.20)
55000100	Trans Cap Credits	UT	9300002704	9/30/2012	(1,061.23)
55000100	Trans Cap Credits	UZ	2000000248	9/30/2012	11.03
55000100	Trans Cap Credits	UZ	2000000248	9/30/2012	33.12
55000100	Trans Cap Credits	UZ	2000000248	9/30/2012	(310.26)
55000100	Trans Cap Credits	UZ	2000000248	9/30/2012	(65.14)
55000100	Trans Cap Credits	UZ	2000000248	9/30/2012	27.07
55000100	Trans Cap Credits	UZ	2000000248	9/30/2012	(25.03)
55000100	Trans Cap Credits	UZ	2000000248	9/30/2012	(58.53)
55000100	Trans Cap Credits	UZ	2000000248	9/30/2012	(197.97)
55000100	Trans Cap Credits	UZ	2000000248	9/30/2012	(54.13)
55000100	Trans Cap Credits	UZ	2000000248	9/30/2012	18.42
55000100	Trans Cap Credits	UZ	2000000248	9/30/2012	(106.16)
55000100	Trans Cap Credits	UZ	2000000248	9/30/2012	(54.13)
55000100	Trans Cap Credits	UZ	2000000248	9/30/2012	(9.75)
55000100	Trans Cap Credits	UZ	2000000248	9/30/2012	16.76
55000100	Trans Cap Credits	UZ	2000000248	9/30/2012	26.06
55000100	Trans Cap Credits	UZ	2000000248	9/30/2012	(48.43)
55000100	Trans Cap Credits	UZ	2000000248	9/30/2012	(3.47)
55000100	Trans Cap Credits	UZ	2000000248	9/30/2012	(43.53)
55000100	Trans Cap Credits	UZ	2000000248	9/30/2012	(18.55)
55000100	Trans Cap Credits	UZ	2000000248	9/30/2012	(101.06)
55000100	Trans Cap Credits	CS	9300001416	9/30/2012	22.16
55000100	Trans Cap Credits	CS	9300002760	9/30/2012	55.70
55000100	Trans Cap Credits	UZ	2000000248	9/30/2012	359.31
55000100	Trans Cap Credits	UZ	2000000248	9/30/2012	(64.51)
55000100	Trans Cap Credits	UZ	2000000248	9/30/2012	(56.45)
55000100	Trans Cap Credits	UZ	2000000248	9/30/2012	(20.16)
55000100	Trans Cap Credits	UZ	2000000248	9/30/2012	(2.74)
55000100	Trans Cap Credits	UZ	2000000248	9/30/2012	(0.93)
55000100	Trans Cap Credits	UZ	2000000248	9/30/2012	(166.55)
55000100	Trans Cap Credits	UZ	2000000248	9/30/2012	32.22
55000100	Trans Cap Credits	UZ	2000000248	9/30/2012	(144.03)
55000100	Trans Cap Credits	UZ	2000000248	9/30/2012	(295.48)
55000100	Trans Cap Credits	UZ	2000000248	9/30/2012	(40.09)
55000100	Trans Cap Credits	UZ	2000000248	9/30/2012	(32.57)
55000100	Trans Cap Credits	UZ	2000000248	9/30/2012	(119.50)
55000100	Trans Cap Credits	UZ	2000000248	9/30/2012	59.31
55000100	Trans Cap Credits	UZ	2000000248	9/30/2012	(199.15)
55000100	Trans Cap Credits	UZ	2000000248	9/30/2012	(63.74)
55000100	Trans Cap Credits	UZ	2000000248	9/30/2012	(205.96)
55000100	Trans Cap Credits	UZ	2000000248	9/30/2012	44.26
55000100	Trans Cap Credits	UZ	2000000248	9/30/2012	(115.21)
55000100	Trans Cap Credits	UZ	2000000248	9/30/2012	(365.37)
55000100	Trans Cap Credits	UZ	2000000248	9/30/2012	12.49
55000100	Trans Cap Credits	UZ	2000000248	9/30/2012	(69.29)
55000100	Trans Cap Credits	UZ	2000000248	9/30/2012	(307.19)
55000100	Trans Cap Credits	UZ	2000000248	9/30/2012	(50.74)
55000100	Trans Cap Credits	UZ	2000000248	9/30/2012	7.87
55000100	Trans Cap Credits	UZ	2000000248	9/30/2012	(83.41)
55000100	Trans Cap Credits	UZ	2000000248	9/30/2012	(4.17)



Kentucky American Water Company  
Case No. 2012-00520  
Response to PSC DR1, Item 31

Account	Description	Doc Type	Document Number	Posting Date	Amount
55000100	Trans Cap Credits	UZ	2000000248	9/30/2012	(4.17)
55000100	Trans Cap Credits	UZ	2000000248	9/30/2012	(106.96)
55010100	Trans Lease Costs	SV	100001202	9/30/2012	5.67
55010100	Trans Lease Costs	SV	100001214	9/30/2012	1,518.90
55010200	Trans Lease Fuel	SV	100001187	9/30/2012	5,911.05
55010200	Trans Lease Fuel	SV	100001187	9/30/2012	775.13
55010200	Trans Lease Fuel	SV	100001201	9/30/2012	42,274.24
55010200	Trans Lease Fuel	SV	100001201	9/30/2012	7,830.30
55010200	Trans Lease Fuel	SV	100001201	9/30/2012	210.44
55010200	Trans Lease Fuel	SG	100001212	9/30/2012	(42,274.24)
55010200	Trans Lease Fuel	SG	100001212	9/30/2012	(7,830.30)
55010200	Trans Lease Fuel	SG	100001212	9/30/2012	(210.44)
55010200	Trans Lease Fuel	SV	100001214	9/30/2012	56,447.77
55010200	Trans Lease Fuel	SV	100001214	9/30/2012	8,988.04
55010200	Trans Lease Fuel	SV	100001214	9/30/2012	406.88
55010300	Trans Lease Maint	SV	100001183	9/30/2012	1,527.78
55010300	Trans Lease Maint	SV	100001201	9/30/2012	22,122.84
55010300	Trans Lease Maint	SV	100001201	9/30/2012	4,924.08
55010300	Trans Lease Maint	SV	100001201	9/30/2012	746.32
55010300	Trans Lease Maint	SG	100001212	9/30/2012	(22,122.84)
55010300	Trans Lease Maint	SG	100001212	9/30/2012	(4,924.08)
55010300	Trans Lease Maint	SG	100001212	9/30/2012	(746.32)
55010300	Trans Lease Maint	SV	100001214	9/30/2012	(13,473.25)
55010300	Trans Lease Maint	SV	100001214	9/30/2012	1,674.93
55010300	Trans Lease Maint	SV	100001214	9/30/2012	436.27
55010300	Trans Lease Maint	SV	100001216	9/30/2012	775.10
55010500	Trans Reimb EE Prsnl	CF	9300001421	9/30/2012	(190.00)
55010500	Trans Reimb EE Prsnl	CF	9300001421	9/30/2012	190.00
55010500	Trans Reimb EE Prsnl	CF	9300001433	9/30/2012	(55.50)
55010500	Trans Reimb EE Prsnl	CF	9300001433	9/30/2012	55.50
55010500	Trans Reimb EE Prsnl	CF	9300001627	9/30/2012	(55.50)
55010500	Trans Reimb EE Prsnl	CF	9300001627	9/30/2012	55.50
55110000	Ins Vehicle	SA	100001093	9/30/2012	2,949.17
55110000	Ins Vehicle	CF	9300001732	9/30/2012	(2,949.17)
55110000	Ins Vehicle	CF	9300001732	9/30/2012	2,949.17
55710000	Ins General Liabilty	SA	100001089	9/30/2012	66.42
55710000	Ins General Liabilty	SA	100001090	9/30/2012	412.95
55710000	Ins General Liabilty	SA	100001091	9/30/2012	782.78
55710000	Ins General Liabilty	SA	100001094	9/30/2012	824.99
55710000	Ins General Liabilty	SA	100001095	9/30/2012	4,510.47
55710000	Ins General Liabilty	SA	100001097	9/30/2012	17,685.20
55710000	Ins General Liabilty	SA	100001099	9/30/2012	532.99
55710000	Ins General Liabilty	SA	100001100	9/30/2012	146.85
55710000	Ins General Liabilty	SA	100001103	9/30/2012	231.37
55710000	Ins General Liabilty	SA	100001104	9/30/2012	209.59
55710000	Ins General Liabilty	SA	100001184	9/30/2012	(12,689.57)
55710000	Ins General Liabilty	CF	9300001477	9/30/2012	(1,257.12)
55710000	Ins General Liabilty	CF	9300001477	9/30/2012	1,257.12
55710000	Ins General Liabilty	CF	9300001732	9/30/2012	24,815.80
55710000	Ins General Liabilty	CF	9300001732	9/30/2012	(24,815.80)
55710000	Ins General Liabilty	CF	9300001759	9/30/2012	(587.81)
55710000	Ins General Liabilty	CF	9300001759	9/30/2012	587.81
55710000	Ins General Liabilty	CF	9300001849	9/30/2012	12,689.57
55710000	Ins General Liabilty	CF	9300001849	9/30/2012	(12,689.57)
55720000	Ins Work Comp	SA	100001096	9/30/2012	13,570.32
55720000	Ins Work Comp	CF	9300001412	9/30/2012	(14.28)
55720000	Ins Work Comp	CF	9300001412	9/30/2012	14.28
55720000	Ins Work Comp	CF	9300001413	9/30/2012	(5.56)
55720000	Ins Work Comp	CF	9300001413	9/30/2012	5.56
55720000	Ins Work Comp	CF	9300001414	9/30/2012	14.28
55720000	Ins Work Comp	CF	9300001414	9/30/2012	(14.28)
55720000	Ins Work Comp	CF	9300001415	9/30/2012	5.56
55720000	Ins Work Comp	CF	9300001415	9/30/2012	(5.56)
55720000	Ins Work Comp	CF	9300001526	9/30/2012	297.17
55720000	Ins Work Comp	CF	9300001526	9/30/2012	(297.17)
55720000	Ins Work Comp	CF	9300001527	9/30/2012	18.19
55720000	Ins Work Comp	CF	9300001527	9/30/2012	(18.19)
55720000	Ins Work Comp	CF	9300001528	9/30/2012	1,692.24
55720000	Ins Work Comp	CF	9300001528	9/30/2012	(1,692.24)
55720000	Ins Work Comp	CF	9300001529	9/30/2012	26.55
55720000	Ins Work Comp	CF	9300001529	9/30/2012	(26.55)
55720000	Ins Work Comp	CF	9300001530	9/30/2012	3.45
55720000	Ins Work Comp	CF	9300001530	9/30/2012	(3.45)
55720000	Ins Work Comp	CF	9300001531	9/30/2012	309.78
55720000	Ins Work Comp	CF	9300001531	9/30/2012	(309.78)
55720000	Ins Work Comp	CF	9300001532	9/30/2012	318.47
55720000	Ins Work Comp	CF	9300001532	9/30/2012	(318.47)

Kentucky American Water Company  
Case No. 2012-00520  
Response to PSC DR1, Item 31

Account	Description	Doc Type	Document Number	Posting Date	Amount
55720000	Ins Work Comp	CF	9300001533	9/30/2012	68.87
55720000	Ins Work Comp	CF	9300001533	9/30/2012	(68.87)
55720000	Ins Work Comp	CF	9300001534	9/30/2012	2,019.50
55720000	Ins Work Comp	CF	9300001534	9/30/2012	(2,019.50)
55720000	Ins Work Comp	CF	9300001535	9/30/2012	21.79
55720000	Ins Work Comp	CF	9300001535	9/30/2012	(21.79)
55720000	Ins Work Comp	CF	9300001536	9/30/2012	155.29
55720000	Ins Work Comp	CF	9300001536	9/30/2012	(155.29)
55720000	Ins Work Comp	CF	9300001537	9/30/2012	(1.15)
55720000	Ins Work Comp	CF	9300001537	9/30/2012	1.15
55720000	Ins Work Comp	CF	9300001538	9/30/2012	60.44
55720000	Ins Work Comp	CF	9300001538	9/30/2012	(60.44)
55720000	Ins Work Comp	CF	9300001539	9/30/2012	46.63
55720000	Ins Work Comp	CF	9300001539	9/30/2012	(46.63)
55720000	Ins Work Comp	CF	9300001540	9/30/2012	598.63
55720000	Ins Work Comp	CF	9300001540	9/30/2012	(598.63)
55720000	Ins Work Comp	CF	9300001541	9/30/2012	14.38
55720000	Ins Work Comp	CF	9300001541	9/30/2012	(14.38)
55720000	Ins Work Comp	CF	9300001542	9/30/2012	(6.13)
55720000	Ins Work Comp	CF	9300001542	9/30/2012	6.13
55720000	Ins Work Comp	CF	9300001543	9/30/2012	285.77
55720000	Ins Work Comp	CF	9300001543	9/30/2012	(285.77)
55720000	Ins Work Comp	CF	9300001544	9/30/2012	271.11
55720000	Ins Work Comp	CF	9300001544	9/30/2012	(271.11)
55720000	Ins Work Comp	CF	9300001545	9/30/2012	94.31
55720000	Ins Work Comp	CF	9300001545	9/30/2012	(94.31)
55720000	Ins Work Comp	CF	9300001546	9/30/2012	35.63
55720000	Ins Work Comp	CF	9300001546	9/30/2012	(35.63)
55720000	Ins Work Comp	CF	9300001547	9/30/2012	246.18
55720000	Ins Work Comp	CF	9300001547	9/30/2012	(246.18)
55720000	Ins Work Comp	CF	9300001548	9/30/2012	156.14
55720000	Ins Work Comp	CF	9300001548	9/30/2012	(156.14)
55720000	Ins Work Comp	CF	9300001549	9/30/2012	10.05
55720000	Ins Work Comp	CF	9300001549	9/30/2012	(10.05)
55720000	Ins Work Comp	CF	9300001550	9/30/2012	568.34
55720000	Ins Work Comp	CF	9300001550	9/30/2012	(568.34)
55720000	Ins Work Comp	CF	9300001551	9/30/2012	(1.51)
55720000	Ins Work Comp	CF	9300001551	9/30/2012	1.51
55720000	Ins Work Comp	CF	9300001552	9/30/2012	217.14
55720000	Ins Work Comp	CF	9300001552	9/30/2012	(217.14)
55720000	Ins Work Comp	CF	9300001553	9/30/2012	54.90
55720000	Ins Work Comp	CF	9300001553	9/30/2012	(54.90)
55720000	Ins Work Comp	CF	9300001554	9/30/2012	62.81
55720000	Ins Work Comp	CF	9300001554	9/30/2012	(62.81)
55720000	Ins Work Comp	CF	9300001555	9/30/2012	4.96
55720000	Ins Work Comp	CF	9300001555	9/30/2012	(4.96)
55720000	Ins Work Comp	CF	9300001556	9/30/2012	0.83
55720000	Ins Work Comp	CF	9300001556	9/30/2012	(0.83)
55720000	Ins Work Comp	CF	9300001557	9/30/2012	(9.88)
55720000	Ins Work Comp	CF	9300001557	9/30/2012	9.88
55720000	Ins Work Comp	CF	9300001558	9/30/2012	88.02
55720000	Ins Work Comp	CF	9300001558	9/30/2012	(88.02)
55720000	Ins Work Comp	CF	9300001559	9/30/2012	90.66
55720000	Ins Work Comp	CF	9300001559	9/30/2012	(90.66)
55720000	Ins Work Comp	CF	9300001560	9/30/2012	4.96
55720000	Ins Work Comp	CF	9300001560	9/30/2012	(4.96)
55720000	Ins Work Comp	CF	9300001561	9/30/2012	41.64
55720000	Ins Work Comp	CF	9300001561	9/30/2012	(41.64)
55720000	Ins Work Comp	CF	9300001562	9/30/2012	330.55
55720000	Ins Work Comp	CF	9300001562	9/30/2012	(330.55)
55720000	Ins Work Comp	CF	9300001563	9/30/2012	1.96
55720000	Ins Work Comp	CF	9300001563	9/30/2012	(1.96)
55720000	Ins Work Comp	CF	9300001564	9/30/2012	192.27
55720000	Ins Work Comp	CF	9300001564	9/30/2012	(192.27)
55720000	Ins Work Comp	CF	9300001565	9/30/2012	376.85
55720000	Ins Work Comp	CF	9300001565	9/30/2012	(376.85)
55720000	Ins Work Comp	CF	9300001566	9/30/2012	(5.97)
55720000	Ins Work Comp	CF	9300001566	9/30/2012	5.97
55720000	Ins Work Comp	CF	9300001567	9/30/2012	3.47
55720000	Ins Work Comp	CF	9300001567	9/30/2012	(3.47)
55720000	Ins Work Comp	CF	9300001568	9/30/2012	19.28
55720000	Ins Work Comp	CF	9300001568	9/30/2012	(19.28)
55720000	Ins Work Comp	CF	9300001569	9/30/2012	37.80
55720000	Ins Work Comp	CF	9300001569	9/30/2012	(37.80)
55720000	Ins Work Comp	CF	9300001570	9/30/2012	(6.56)
55720000	Ins Work Comp	CF	9300001570	9/30/2012	6.56
55720000	Ins Work Comp	CF	9300001571	9/30/2012	19.28

Kentucky American Water Company  
Case No. 2012-00520  
Response to PSC DR1, Item 31

Account	Description	Doc Type	Document Number	Posting Date	Amount
55720000	Ins Work Comp	CF	9300001571	9/30/2012	(19.28)
55720000	Ins Work Comp	CF	9300001572	9/30/2012	70.50
55720000	Ins Work Comp	CF	9300001572	9/30/2012	(70.50)
55720000	Ins Work Comp	CF	9300001573	9/30/2012	20.84
55720000	Ins Work Comp	CF	9300001573	9/30/2012	(20.84)
55720000	Ins Work Comp	CF	9300001574	9/30/2012	8.92
55720000	Ins Work Comp	CF	9300001574	9/30/2012	(8.92)
55720000	Ins Work Comp	CF	9300001575	9/30/2012	(9.64)
55720000	Ins Work Comp	CF	9300001575	9/30/2012	9.64
55720000	Ins Work Comp	CF	9300001576	9/30/2012	23.20
55720000	Ins Work Comp	CF	9300001576	9/30/2012	(23.20)
55720000	Ins Work Comp	CF	9300001577	9/30/2012	110.49
55720000	Ins Work Comp	CF	9300001577	9/30/2012	(110.49)
55720000	Ins Work Comp	CF	9300001578	9/30/2012	(11.79)
55720000	Ins Work Comp	CF	9300001578	9/30/2012	11.79
55720000	Ins Work Comp	CF	9300001579	9/30/2012	(3.93)
55720000	Ins Work Comp	CF	9300001579	9/30/2012	3.93
55720000	Ins Work Comp	CF	9300001580	9/30/2012	(9.28)
55720000	Ins Work Comp	CF	9300001580	9/30/2012	9.28
55720000	Ins Work Comp	CF	9300001581	9/30/2012	15.50
55720000	Ins Work Comp	CF	9300001581	9/30/2012	(15.50)
55720000	Ins Work Comp	CF	9300001582	9/30/2012	6.61
55720000	Ins Work Comp	CF	9300001582	9/30/2012	(6.61)
55720000	Ins Work Comp	CF	9300001583	9/30/2012	1.24
55720000	Ins Work Comp	CF	9300001583	9/30/2012	(1.24)
55720000	Ins Work Comp	CF	9300001584	9/30/2012	17.25
55720000	Ins Work Comp	CF	9300001584	9/30/2012	(17.25)
55720000	Ins Work Comp	CF	9300001585	9/30/2012	35.99
55720000	Ins Work Comp	CF	9300001585	9/30/2012	(35.99)
55720000	Ins Work Comp	CF	9300001586	9/30/2012	7.18
55720000	Ins Work Comp	CF	9300001586	9/30/2012	(7.18)
55720000	Ins Work Comp	CF	9300001587	9/30/2012	20.10
55720000	Ins Work Comp	CF	9300001587	9/30/2012	(20.10)
55720000	Ins Work Comp	CF	9300001588	9/30/2012	22.98
55720000	Ins Work Comp	CF	9300001588	9/30/2012	(22.98)
55720000	Ins Work Comp	CF	9300001589	9/30/2012	(127.96)
55720000	Ins Work Comp	CF	9300001589	9/30/2012	127.96
55720000	Ins Work Comp	CF	9300001590	9/30/2012	(11.48)
55720000	Ins Work Comp	CF	9300001590	9/30/2012	11.48
55720000	Ins Work Comp	CF	9300001591	9/30/2012	59.31
55720000	Ins Work Comp	CF	9300001591	9/30/2012	(59.31)
55720000	Ins Work Comp	CF	9300001592	9/30/2012	0.33
55720000	Ins Work Comp	CF	9300001592	9/30/2012	(0.33)
55720000	Ins Work Comp	CF	9300001593	9/30/2012	0.98
55720000	Ins Work Comp	CF	9300001593	9/30/2012	(0.98)
55720000	Ins Work Comp	CF	9300001594	9/30/2012	51.29
55720000	Ins Work Comp	CF	9300001594	9/30/2012	(51.29)
55720000	Ins Work Comp	CF	9300001595	9/30/2012	11.60
55720000	Ins Work Comp	CF	9300001595	9/30/2012	(11.60)
55720000	Ins Work Comp	CF	9300001596	9/30/2012	14.27
55720000	Ins Work Comp	CF	9300001596	9/30/2012	(14.27)
55720000	Ins Work Comp	CF	9300001597	9/30/2012	105.22
55720000	Ins Work Comp	CF	9300001597	9/30/2012	(105.22)
55720000	Ins Work Comp	CF	9300001598	9/30/2012	42.56
55720000	Ins Work Comp	CF	9300001598	9/30/2012	(42.56)
55720000	Ins Work Comp	CF	9300001599	9/30/2012	(21.13)
55720000	Ins Work Comp	CF	9300001599	9/30/2012	21.13
55720000	Ins Work Comp	CF	9300001600	9/30/2012	70.92
55720000	Ins Work Comp	CF	9300001600	9/30/2012	(70.92)
55720000	Ins Work Comp	CF	9300001601	9/30/2012	22.70
55720000	Ins Work Comp	CF	9300001601	9/30/2012	(22.70)
55720000	Ins Work Comp	CF	9300001602	9/30/2012	(4.45)
55720000	Ins Work Comp	CF	9300001602	9/30/2012	4.45
55720000	Ins Work Comp	CF	9300001603	9/30/2012	130.12
55720000	Ins Work Comp	CF	9300001603	9/30/2012	(130.12)
55720000	Ins Work Comp	CF	9300001604	9/30/2012	41.03
55720000	Ins Work Comp	CF	9300001604	9/30/2012	(41.03)
55720000	Ins Work Comp	CF	9300001605	9/30/2012	(15.77)
55720000	Ins Work Comp	CF	9300001605	9/30/2012	15.77
55720000	Ins Work Comp	CF	9300001606	9/30/2012	73.35
55720000	Ins Work Comp	CF	9300001606	9/30/2012	(73.35)
55720000	Ins Work Comp	CF	9300001607	9/30/2012	24.67
55720000	Ins Work Comp	CF	9300001607	9/30/2012	(24.67)
55720000	Ins Work Comp	CF	9300001608	9/30/2012	109.39
55720000	Ins Work Comp	CF	9300001608	9/30/2012	(109.39)
55720000	Ins Work Comp	CF	9300001609	9/30/2012	(2.80)
55720000	Ins Work Comp	CF	9300001609	9/30/2012	2.80

Kentucky American Water Company  
Case No. 2012-00520  
Response to PSC DR1, Item 31

Account	Description	Doc Type	Document Number	Posting Date	Amount
55720000	Ins Work Comp	CF	9300001610	9/30/2012	18.07
55720000	Ins Work Comp	CF	9300001610	9/30/2012	(18.07)
55720000	Ins Work Comp	CF	9300001611	9/30/2012	29.71
55720000	Ins Work Comp	CF	9300001611	9/30/2012	(29.71)
55720000	Ins Work Comp	CF	9300001612	9/30/2012	1.49
55720000	Ins Work Comp	CF	9300001612	9/30/2012	(1.49)
55720000	Ins Work Comp	CF	9300001613	9/30/2012	1.49
55720000	Ins Work Comp	CF	9300001613	9/30/2012	(1.49)
55720000	Ins Work Comp	CF	9300001614	9/30/2012	38.09
55720000	Ins Work Comp	CF	9300001614	9/30/2012	(38.09)
55720000	Ins Work Comp	CF	9300001620	9/30/2012	(297.17)
55720000	Ins Work Comp	CF	9300001620	9/30/2012	297.17
55720000	Ins Work Comp	CF	9300001622	9/30/2012	(26.55)
55720000	Ins Work Comp	CF	9300001622	9/30/2012	26.55
55720000	Ins Work Comp	CF	9300001623	9/30/2012	(3.45)
55720000	Ins Work Comp	CF	9300001623	9/30/2012	3.45
55720000	Ins Work Comp	CF	9300001625	9/30/2012	(568.34)
55720000	Ins Work Comp	CF	9300001625	9/30/2012	568.34
55720000	Ins Work Comp	CF	9300001627	9/30/2012	(94.31)
55720000	Ins Work Comp	CF	9300001627	9/30/2012	94.31
55720000	Ins Work Comp	CF	9300001629	9/30/2012	(246.18)
55720000	Ins Work Comp	CF	9300001629	9/30/2012	246.18
55720000	Ins Work Comp	CF	9300001631	9/30/2012	(4.96)
55720000	Ins Work Comp	CF	9300001631	9/30/2012	4.96
55720000	Ins Work Comp	CF	9300001632	9/30/2012	(1.96)
55720000	Ins Work Comp	CF	9300001632	9/30/2012	1.96
55720000	Ins Work Comp	CF	9300001634	9/30/2012	1.15
55720000	Ins Work Comp	CF	9300001634	9/30/2012	(1.15)
55720000	Ins Work Comp	CF	9300001636	9/30/2012	(309.78)
55720000	Ins Work Comp	CF	9300001636	9/30/2012	309.78
55720000	Ins Work Comp	CF	9300001639	9/30/2012	(68.87)
55720000	Ins Work Comp	CF	9300001639	9/30/2012	68.87
55720000	Ins Work Comp	CF	9300001641	9/30/2012	(60.44)
55720000	Ins Work Comp	CF	9300001641	9/30/2012	60.44
55720000	Ins Work Comp	CF	9300001643	9/30/2012	(10.05)
55720000	Ins Work Comp	CF	9300001643	9/30/2012	10.05
55720000	Ins Work Comp	CF	9300001645	9/30/2012	(217.14)
55720000	Ins Work Comp	CF	9300001645	9/30/2012	217.14
55720000	Ins Work Comp	CF	9300001648	9/30/2012	(598.63)
55720000	Ins Work Comp	CF	9300001648	9/30/2012	598.63
55720000	Ins Work Comp	CF	9300001651	9/30/2012	(0.83)
55720000	Ins Work Comp	CF	9300001651	9/30/2012	0.83
55720000	Ins Work Comp	CF	9300001652	9/30/2012	9.88
55720000	Ins Work Comp	CF	9300001652	9/30/2012	(9.88)
55720000	Ins Work Comp	CF	9300001654	9/30/2012	(88.02)
55720000	Ins Work Comp	CF	9300001654	9/30/2012	88.02
55720000	Ins Work Comp	CF	9300001656	9/30/2012	(14.38)
55720000	Ins Work Comp	CF	9300001656	9/30/2012	14.38
55720000	Ins Work Comp	CF	9300001659	9/30/2012	(285.77)
55720000	Ins Work Comp	CF	9300001659	9/30/2012	285.77
55720000	Ins Work Comp	CF	9300001662	9/30/2012	(156.14)
55720000	Ins Work Comp	CF	9300001662	9/30/2012	156.14
55720000	Ins Work Comp	CF	9300001664	9/30/2012	(318.47)
55720000	Ins Work Comp	CF	9300001664	9/30/2012	318.47
55720000	Ins Work Comp	CF	9300001666	9/30/2012	(46.63)
55720000	Ins Work Comp	CF	9300001666	9/30/2012	46.63
55720000	Ins Work Comp	CF	9300001668	9/30/2012	(90.66)
55720000	Ins Work Comp	CF	9300001668	9/30/2012	90.66
55720000	Ins Work Comp	CF	9300001670	9/30/2012	(330.55)
55720000	Ins Work Comp	CF	9300001670	9/30/2012	330.55
55720000	Ins Work Comp	CF	9300001673	9/30/2012	(1,692.24)
55720000	Ins Work Comp	CF	9300001673	9/30/2012	1,692.24
55720000	Ins Work Comp	CF	9300001675	9/30/2012	(271.11)
55720000	Ins Work Comp	CF	9300001675	9/30/2012	271.11
55720000	Ins Work Comp	CF	9300001677	9/30/2012	(62.81)
55720000	Ins Work Comp	CF	9300001677	9/30/2012	62.81
55720000	Ins Work Comp	CF	9300001679	9/30/2012	(4.96)
55720000	Ins Work Comp	CF	9300001679	9/30/2012	4.96
55720000	Ins Work Comp	CF	9300001681	9/30/2012	(41.64)
55720000	Ins Work Comp	CF	9300001681	9/30/2012	41.64
55720000	Ins Work Comp	CF	9300001683	9/30/2012	6.13
55720000	Ins Work Comp	CF	9300001683	9/30/2012	(6.13)
55720000	Ins Work Comp	CF	9300001686	9/30/2012	(21.79)
55720000	Ins Work Comp	CF	9300001686	9/30/2012	21.79
55720000	Ins Work Comp	CF	9300001687	9/30/2012	1.51
55720000	Ins Work Comp	CF	9300001687	9/30/2012	(1.51)
55720000	Ins Work Comp	CF	9300001689	9/30/2012	(35.63)

Kentucky American Water Company  
Case No. 2012-00520  
Response to PSC DR1, Item 31

Account	Description	Doc Type	Document Number	Posting Date	Amount
55720000	Ins Work Comp	CF	9300001689	9/30/2012	35.63
55720000	Ins Work Comp	CF	9300001691	9/30/2012	(18.19)
55720000	Ins Work Comp	CF	9300001691	9/30/2012	18.19
55720000	Ins Work Comp	CF	9300001693	9/30/2012	(2,019.50)
55720000	Ins Work Comp	CF	9300001693	9/30/2012	2,019.50
55720000	Ins Work Comp	CF	9300001695	9/30/2012	(155.29)
55720000	Ins Work Comp	CF	9300001695	9/30/2012	155.29
55720000	Ins Work Comp	CF	9300001697	9/30/2012	(54.90)
55720000	Ins Work Comp	CF	9300001697	9/30/2012	54.90
55720000	Ins Work Comp	CF	9300001699	9/30/2012	(192.27)
55720000	Ins Work Comp	CF	9300001699	9/30/2012	192.27
55720000	Ins Work Comp	CF	9300001704	9/30/2012	106.47
55720000	Ins Work Comp	CF	9300001704	9/30/2012	(106.47)
55720000	Ins Work Comp	CF	9300001705	9/30/2012	1.07
55720000	Ins Work Comp	CF	9300001705	9/30/2012	(1.07)
55720000	Ins Work Comp	CF	9300001777	9/30/2012	(106.47)
55720000	Ins Work Comp	CF	9300001777	9/30/2012	106.47
55720000	Ins Work Comp	CF	9300002703	9/30/2012	(7.32)
55720000	Ins Work Comp	CF	9300002703	9/30/2012	501.77
55720000	Ins Work Comp	CF	9300002703	9/30/2012	2,806.83
55720000	Ins Work Comp	CF	9300002703	9/30/2012	286.15
55720000	Ins Work Comp	CF	9300002703	9/30/2012	65.36
55720000	Ins Work Comp	CF	9300002703	9/30/2012	5.59
55720000	Ins Work Comp	CF	9300002703	9/30/2012	(501.77)
55720000	Ins Work Comp	CF	9300002703	9/30/2012	(2,799.51)
55720000	Ins Work Comp	CF	9300002703	9/30/2012	(286.15)
55720000	Ins Work Comp	CF	9300002703	9/30/2012	(65.36)
55720000	Ins Work Comp	CF	9300002703	9/30/2012	(5.59)
55720000	Ins Work Comp	CF	9300002706	9/30/2012	(109.68)
55720000	Ins Work Comp	CF	9300002706	9/30/2012	109.68
55720000	Ins Work Comp	CF	9300002707	9/30/2012	(9.80)
55720000	Ins Work Comp	CF	9300002707	9/30/2012	9.80
55720000	Ins Work Comp	CF	9300002708	9/30/2012	(1.27)
55720000	Ins Work Comp	CF	9300002708	9/30/2012	1.27
55720000	Ins Work Comp	CF	9300002709	9/30/2012	(209.77)
55720000	Ins Work Comp	CF	9300002709	9/30/2012	209.77
55720000	Ins Work Comp	CF	9300002712	9/30/2012	(34.81)
55720000	Ins Work Comp	CF	9300002712	9/30/2012	34.81
55720000	Ins Work Comp	CF	9300002713	9/30/2012	(90.86)
55720000	Ins Work Comp	CF	9300002713	9/30/2012	90.86
55720000	Ins Work Comp	CF	9300002714	9/30/2012	(1.83)
55720000	Ins Work Comp	CF	9300002714	9/30/2012	1.83
55720000	Ins Work Comp	CF	9300002715	9/30/2012	(0.72)
55720000	Ins Work Comp	CF	9300002715	9/30/2012	0.72
55720000	Ins Work Comp	CF	9300002717	9/30/2012	0.42
55720000	Ins Work Comp	CF	9300002717	9/30/2012	(0.42)
55720000	Ins Work Comp	CF	9300002718	9/30/2012	(114.34)
55720000	Ins Work Comp	CF	9300002718	9/30/2012	114.34
55720000	Ins Work Comp	CF	9300002720	9/30/2012	(25.42)
55720000	Ins Work Comp	CF	9300002720	9/30/2012	25.42
55720000	Ins Work Comp	CF	9300002724	9/30/2012	(22.31)
55720000	Ins Work Comp	CF	9300002724	9/30/2012	22.31
55720000	Ins Work Comp	CF	9300002726	9/30/2012	(3.71)
55720000	Ins Work Comp	CF	9300002726	9/30/2012	3.71
55720000	Ins Work Comp	CF	9300002727	9/30/2012	(80.14)
55720000	Ins Work Comp	CF	9300002727	9/30/2012	80.14
55720000	Ins Work Comp	CF	9300002729	9/30/2012	(220.95)
55720000	Ins Work Comp	CF	9300002729	9/30/2012	220.95
55720000	Ins Work Comp	CF	9300002730	9/30/2012	(0.31)
55720000	Ins Work Comp	CF	9300002730	9/30/2012	0.31
55720000	Ins Work Comp	CF	9300002731	9/30/2012	3.65
55720000	Ins Work Comp	CF	9300002731	9/30/2012	(3.65)
55720000	Ins Work Comp	CF	9300002732	9/30/2012	(32.49)
55720000	Ins Work Comp	CF	9300002732	9/30/2012	32.49
55720000	Ins Work Comp	CF	9300002733	9/30/2012	(5.31)
55720000	Ins Work Comp	CF	9300002733	9/30/2012	5.31
55720000	Ins Work Comp	CF	9300002734	9/30/2012	(105.47)
55720000	Ins Work Comp	CF	9300002734	9/30/2012	105.47
55720000	Ins Work Comp	CF	9300002736	9/30/2012	(57.63)
55720000	Ins Work Comp	CF	9300002736	9/30/2012	57.63
55720000	Ins Work Comp	CF	9300002737	9/30/2012	(117.54)
55720000	Ins Work Comp	CF	9300002737	9/30/2012	117.54
55720000	Ins Work Comp	CF	9300002738	9/30/2012	(17.21)
55720000	Ins Work Comp	CF	9300002738	9/30/2012	17.21
55720000	Ins Work Comp	CF	9300002739	9/30/2012	(33.46)
55720000	Ins Work Comp	CF	9300002739	9/30/2012	33.46
55720000	Ins Work Comp	CF	9300002740	9/30/2012	(122.00)

Kentucky American Water Company  
Case No. 2012-00520  
Response to PSC DR1, Item 31

Account	Description	Doc Type	Document Number	Posting Date	Amount
55720000	Ins Work Comp	CF	9300002740	9/30/2012	122.00
55720000	Ins Work Comp	CF	9300002742	9/30/2012	(624.58)
55720000	Ins Work Comp	CF	9300002742	9/30/2012	624.58
55720000	Ins Work Comp	CF	9300002743	9/30/2012	(100.06)
55720000	Ins Work Comp	CF	9300002743	9/30/2012	100.06
55720000	Ins Work Comp	CF	9300002744	9/30/2012	(23.18)
55720000	Ins Work Comp	CF	9300002744	9/30/2012	23.18
55720000	Ins Work Comp	CF	9300002745	9/30/2012	(1.83)
55720000	Ins Work Comp	CF	9300002745	9/30/2012	1.83
55720000	Ins Work Comp	CF	9300002746	9/30/2012	(15.37)
55720000	Ins Work Comp	CF	9300002746	9/30/2012	15.37
55720000	Ins Work Comp	CF	9300002747	9/30/2012	2.26
55720000	Ins Work Comp	CF	9300002747	9/30/2012	(2.26)
55720000	Ins Work Comp	CF	9300002748	9/30/2012	(8.04)
55720000	Ins Work Comp	CF	9300002748	9/30/2012	8.04
55720000	Ins Work Comp	CF	9300002749	9/30/2012	0.56
55720000	Ins Work Comp	CF	9300002749	9/30/2012	(0.56)
55720000	Ins Work Comp	CF	9300002750	9/30/2012	(13.15)
55720000	Ins Work Comp	CF	9300002750	9/30/2012	13.15
55720000	Ins Work Comp	CF	9300002751	9/30/2012	(6.71)
55720000	Ins Work Comp	CF	9300002751	9/30/2012	6.71
55720000	Ins Work Comp	CF	9300002753	9/30/2012	(784.67)
55720000	Ins Work Comp	CF	9300002753	9/30/2012	784.67
55720000	Ins Work Comp	CF	9300002754	9/30/2012	(57.32)
55720000	Ins Work Comp	CF	9300002754	9/30/2012	57.32
55720000	Ins Work Comp	CF	9300002755	9/30/2012	(20.26)
55720000	Ins Work Comp	CF	9300002755	9/30/2012	20.26
55720000	Ins Work Comp	CF	9300002756	9/30/2012	(70.96)
55720000	Ins Work Comp	CF	9300002756	9/30/2012	70.96
55720000	Ins Work Comp	CF	9300002758	9/30/2012	5.27
55720000	Ins Work Comp	CF	9300002758	9/30/2012	(5.27)
55720000	Ins Work Comp	CF	9300002759	9/30/2012	2.05
55720000	Ins Work Comp	CF	9300002759	9/30/2012	(2.05)
55720100	Ins W/C Cap Credits	UT	9300001617	9/30/2012	(376.85)
55720100	Ins W/C Cap Credits	UT	9300001724	9/30/2012	(1.07)
55720100	Ins W/C Cap Credits	UT	9300002704	9/30/2012	(139.49)
55720100	Ins W/C Cap Credits	UZ	2000000248	9/30/2012	1.45
55720100	Ins W/C Cap Credits	UZ	2000000248	9/30/2012	4.35
55720100	Ins W/C Cap Credits	UZ	2000000248	9/30/2012	(40.78)
55720100	Ins W/C Cap Credits	UZ	2000000248	9/30/2012	(8.56)
55720100	Ins W/C Cap Credits	UZ	2000000248	9/30/2012	3.56
55720100	Ins W/C Cap Credits	UZ	2000000248	9/30/2012	(3.29)
55720100	Ins W/C Cap Credits	UZ	2000000248	9/30/2012	(7.69)
55720100	Ins W/C Cap Credits	UZ	2000000248	9/30/2012	(26.02)
55720100	Ins W/C Cap Credits	UZ	2000000248	9/30/2012	(7.12)
55720100	Ins W/C Cap Credits	UZ	2000000248	9/30/2012	2.42
55720100	Ins W/C Cap Credits	UZ	2000000248	9/30/2012	(13.95)
55720100	Ins W/C Cap Credits	UZ	2000000248	9/30/2012	(7.12)
55720100	Ins W/C Cap Credits	UZ	2000000248	9/30/2012	(1.28)
55720100	Ins W/C Cap Credits	UZ	2000000248	9/30/2012	2.20
55720100	Ins W/C Cap Credits	UZ	2000000248	9/30/2012	3.43
55720100	Ins W/C Cap Credits	UZ	2000000248	9/30/2012	(0.46)
55720100	Ins W/C Cap Credits	UZ	2000000248	9/30/2012	(6.37)
55720100	Ins W/C Cap Credits	UZ	2000000248	9/30/2012	(5.72)
55720100	Ins W/C Cap Credits	UZ	2000000248	9/30/2012	(2.44)
55720100	Ins W/C Cap Credits	UZ	2000000248	9/30/2012	(13.28)
55720100	Ins W/C Cap Credits	CS	9300001416	9/30/2012	19.84
55720100	Ins W/C Cap Credits	CS	9300002760	9/30/2012	7.32
55720100	Ins W/C Cap Credits	UZ	2000000248	9/30/2012	47.23
55720100	Ins W/C Cap Credits	UZ	2000000248	9/30/2012	(8.48)
55720100	Ins W/C Cap Credits	UZ	2000000248	9/30/2012	(7.42)
55720100	Ins W/C Cap Credits	UZ	2000000248	9/30/2012	(2.65)
55720100	Ins W/C Cap Credits	UZ	2000000248	9/30/2012	(0.36)
55720100	Ins W/C Cap Credits	UZ	2000000248	9/30/2012	(0.12)
55720100	Ins W/C Cap Credits	UZ	2000000248	9/30/2012	(21.89)
55720100	Ins W/C Cap Credits	UZ	2000000248	9/30/2012	4.24
55720100	Ins W/C Cap Credits	UZ	2000000248	9/30/2012	(18.93)
55720100	Ins W/C Cap Credits	UZ	2000000248	9/30/2012	(38.84)
55720100	Ins W/C Cap Credits	UZ	2000000248	9/30/2012	(5.27)
55720100	Ins W/C Cap Credits	UZ	2000000248	9/30/2012	(4.28)
55720100	Ins W/C Cap Credits	UZ	2000000248	9/30/2012	(15.71)
55720100	Ins W/C Cap Credits	UZ	2000000248	9/30/2012	7.80
55720100	Ins W/C Cap Credits	UZ	2000000248	9/30/2012	(26.18)
55720100	Ins W/C Cap Credits	UZ	2000000248	9/30/2012	(8.38)
55720100	Ins W/C Cap Credits	UZ	2000000248	9/30/2012	(27.07)
55720100	Ins W/C Cap Credits	UZ	2000000248	9/30/2012	5.82
55720100	Ins W/C Cap Credits	UZ	2000000248	9/30/2012	(15.14)

Kentucky American Water Company  
Case No. 2012-00520  
Response to PSC DR1, Item 31

Account	Description	Doc Type	Document Number	Posting Date	Amount
55720100	Ins W/C Cap Credits	UZ	2000000248	9/30/2012	(48.03)
55720100	Ins W/C Cap Credits	UZ	2000000248	9/30/2012	1.64
55720100	Ins W/C Cap Credits	UZ	2000000248	9/30/2012	(9.11)
55720100	Ins W/C Cap Credits	UZ	2000000248	9/30/2012	(40.37)
55720100	Ins W/C Cap Credits	UZ	2000000248	9/30/2012	(6.67)
55720100	Ins W/C Cap Credits	UZ	2000000248	9/30/2012	1.03
55720100	Ins W/C Cap Credits	UZ	2000000248	9/30/2012	(10.97)
55720100	Ins W/C Cap Credits	UZ	2000000248	9/30/2012	(0.55)
55720100	Ins W/C Cap Credits	UZ	2000000248	9/30/2012	(0.55)
55720100	Ins W/C Cap Credits	UZ	2000000248	9/30/2012	(14.06)
55730000	Ins Other	SA	100001083	9/30/2012	8.82
55730000	Ins Other	SA	100001085	9/30/2012	407.20
55730000	Ins Other	SA	100001092	9/30/2012	9,561.52
55730000	Ins Other	SA	100001101	9/30/2012	55.35
55730000	Ins Other	SA	100001102	9/30/2012	39.60
55730000	Ins Other	CF	9300001732	9/30/2012	(10,562.97)
55730000	Ins Other	CF	9300001732	9/30/2012	10,562.97
55730000	Ins Other	CF	9300001759	9/30/2012	(48.42)
55730000	Ins Other	CF	9300001759	9/30/2012	48.42
56610000	Reg Exp-Amort	CF	9300001794	9/30/2012	(16,565.87)
56610000	Reg Exp-Amort	CF	9300001794	9/30/2012	16,565.87
56610000	Reg Exp-Amort	SR	9600000057	9/30/2012	16,565.87
56610000	Reg Exp-Amort	SR	9600000057	9/30/2012	(16,565.87)
56610000	Reg Exp-Amort	UT	9300001788	9/30/2012	16,565.87
56620000	Reg Exp-Depr Stdy	CF	9300001794	9/30/2012	(1,178.67)
56620000	Reg Exp-Depr Stdy	CF	9300001794	9/30/2012	1,178.67
56620000	Reg Exp-Depr Stdy	SR	9600000048	9/30/2012	561.46
56620000	Reg Exp-Depr Stdy	SR	9600000049	9/30/2012	617.21
57010000	Uncoll Accts Exp	SA	100001170	9/30/2012	16,902.44
57010000	Uncoll Accts Exp	SA	100001198	9/30/2012	6,922.43
57010000	Uncoll Accts Exp	CS	9300001470	9/30/2012	2,951.85
57010000	Uncoll Accts Exp	CS	9300001657	9/30/2012	581.12
57010000	Uncoll Accts Exp	CS	9300001754	9/30/2012	691.45
57010000	Uncoll Accts Exp	CS	9300001809	9/30/2012	(35,658.55)
57010000	Uncoll Accts Exp	CS	9300002548	9/30/2012	(16,902.44)
57010000	Uncoll Accts Exp	CS	9300002545	9/30/2012	(6,922.43)
57010015	Uncoll Accts Exp CA	CS	9300001470	9/30/2012	(2,951.85)
57010015	Uncoll Accts Exp CA	CS	9300001657	9/30/2012	(581.12)
57010015	Uncoll Accts Exp CA	CS	9300001754	9/30/2012	(691.45)
57010015	Uncoll Accts Exp CA	CS	9300001809	9/30/2012	35,658.55
57010015	Uncoll Accts Exp CA	CS	9300002548	9/30/2012	16,902.44
57010016	Uncoll Accts Exp AG	CS	9300002545	9/30/2012	6,922.43
62002100	M&S Maint SS	CS	9300001751	9/30/2012	(802.73)
62002300	M&S Maint WT	CS	9300001644	9/30/2012	3,832.20
62002300	M&S Maint WT	CS	9300001748	9/30/2012	(2,374.72)
62002300	M&S Maint WT	CS	9300001806	9/30/2012	4,006.80
62002300	M&S Maint WT	CS	9300001454	9/30/2012	1,180.80
62002300	M&S Maint WT	CS	9300001805	9/30/2012	222.60
62002400	M&S Maint TD	CS	9300001515	9/30/2012	1,467.54
62002400	M&S Maint TD	CS	9300001696	9/30/2012	(830.82)
62002400	M&S Maint TD	CS	9300001780	9/30/2012	9,203.95
62002400	M&S Maint TD	CS	9300001463	9/30/2012	2,276.40
62002400	M&S Maint TD	CS	9300001649	9/30/2012	97.38
62002400	M&S Maint TD	CS	9300001753	9/30/2012	786.68
62002600	M&S Maint AG	CS	9300001760	9/30/2012	1,878.56
62502300	Misc Maint WT	CS	9300001748	9/30/2012	(17,922.04)
62502400	Misc Maint TD	CS	9300001771	9/30/2012	(5,260.36)
62502400	Misc Maint TD	CS	9300001515	9/30/2012	327.71
62502400	Misc Maint TD	CS	9300001780	9/30/2012	(16,605.79)
62502400	Misc Maint TD	CS	9300001818	9/30/2012	568.84
62502400	Misc Maint TD	CS	9300001753	9/30/2012	(809.76)
62502430	Misc Maint TD Svc	CS	9300002776	9/30/2012	(712.50)
62502600	Misc Maint AG	CS	9300001760	9/30/2012	6,810.18
62502600	Misc Maint AG	CS	9300001457	9/30/2012	1,259.28
62502600	Misc Maint AG	CS	9300001749	9/30/2012	542.43
62502600	Misc Maint AG	CS	9300001807	9/30/2012	43.87
62510000	Amort Def Maint	SA	100001049	9/30/2012	1,244.41
62510000	Amort Def Maint	SA	100001049	9/30/2012	1,281.93
62510000	Amort Def Maint	SA	100001049	9/30/2012	2,149.90
62510000	Amort Def Maint	SA	100001049	9/30/2012	1,469.26
62510000	Amort Def Maint	SA	100001049	9/30/2012	416.66
62510000	Amort Def Maint	SA	100001049	9/30/2012	1,800.99
62510000	Amort Def Maint	SA	100001049	9/30/2012	2,238.71
62510000	Amort Def Maint	SA	100001049	9/30/2012	619.56
62510000	Amort Def Maint	SA	100001049	9/30/2012	3,590.84
62510000	Amort Def Maint	SA	100001049	9/30/2012	554.38
62510000	Amort Def Maint	SA	100001049	9/30/2012	2,422.70

Kentucky American Water Company  
Case No. 2012-00520  
Response to PSC DR1, Item 31

Account	Description	Doc Type	Document Number	Posting Date	Amount
62510000	Amort Def Maint	SA	100001049	9/30/2012	1,112.32
62510000	Amort Def Maint	SA	100001049	9/30/2012	3,019.97
62510000	Amort Def Maint	SA	100001049	9/30/2012	5,260.36
62510000	Amort Def Maint	SA	100001049	9/30/2012	7,172.91
62510000	Amort Def Maint	SA	100001049	9/30/2012	2,238.71
62510000	Amort Def Maint	SA	100001049	9/30/2012	619.56
62510000	Amort Def Maint	SA	100001049	9/30/2012	809.76
62510000	Amort Def Maint	SA	100001049	9/30/2012	382.23
62510000	Amort Def Maint	SA	100001049	9/30/2012	148.44
62510000	Amort Def Maint	SA	100001049	9/30/2012	189.97
62510000	Amort Def Maint	SA	100001049	9/30/2012	276.13
62510000	Amort Def Maint	UT	9300001709	9/30/2012	3,019.97
62510000	Amort Def Maint	UT	9300001708	9/30/2012	5,260.36
62510000	Amort Def Maint	UT	9300001725	9/30/2012	3,535.02
62510000	Amort Def Maint	UT	9300001706	9/30/2012	4,145.22
62510000	Amort Def Maint	UT	9300001720	9/30/2012	189.97
62510000	Amort Def Maint	UT	9300001719	9/30/2012	7,172.91
62510000	Amort Def Maint	UT	9300001718	9/30/2012	1,800.99
62510000	Amort Def Maint	UT	9300001717	9/30/2012	276.13
62510000	Amort Def Maint	UT	9300001716	9/30/2012	382.23
62510000	Amort Def Maint	UT	9300001715	9/30/2012	148.44
62510000	Amort Def Maint	UT	9300001714	9/30/2012	1,244.41
62510000	Amort Def Maint	UT	9300001713	9/30/2012	1,281.93
62510000	Amort Def Maint	UT	9300001712	9/30/2012	2,149.90
62510000	Amort Def Maint	UT	9300001711	9/30/2012	1,469.26
62510000	Amort Def Maint	UT	9300001710	9/30/2012	416.66
62510000	Amort Def Maint	UT	9300001723	9/30/2012	809.76
62510000	Amort Def Maint	UT	9300001722	9/30/2012	619.56
62510000	Amort Def Maint	UT	9300001721	9/30/2012	2,238.71
62510000	Amort Def Maint	CS	9300001748	9/30/2012	(27,269.27)
62510000	Amort Def Maint	CS	9300001771	9/30/2012	(10,520.72)
62510000	Amort Def Maint	CS	9300001780	9/30/2012	(35,771.62)
62510000	Amort Def Maint	CS	9300001753	9/30/2012	(1,619.52)
62512300	Amort Def Maint WT	CS	9300001748	9/30/2012	27,269.27
62512400	Amort Def Maint TD	CS	9300001771	9/30/2012	10,520.72
62512400	Amort Def Maint TD	CS	9300001780	9/30/2012	35,771.62
62512400	Amort Def Maint TD	CS	9300001753	9/30/2012	1,619.52
62520700	Misc Main Pvg/Bckfil	SV	100001224	9/30/2012	9,892.10
62520700	Misc Main Pvg/Bckfil	SV	100001224	9/30/2012	697.60
62520700	Misc Main Pvg/Bckfil	SV	100001224	9/30/2012	479.60
62520700	Misc Main Pvg/Bckfil	SV	100001224	9/30/2012	5,453.21
62520700	Misc Main Pvg/Bckfil	SV	100001224	9/30/2012	482.80
62520700	Misc Main Pvg/Bckfil	SV	100001233	9/30/2012	114.00
62520700	Misc Main Pvg/Bckfil	SV	100001233	9/30/2012	387.41
62520700	Misc Main Pvg/Bckfil	SV	100001233	9/30/2012	1,684.20
62520700	Misc Main Pvg/Bckfil	SV	100001233	9/30/2012	5,467.13
62520700	Misc Main Pvg/Bckfil	SV	100001233	9/30/2012	278.00
62520700	Misc Main Pvg/Bckfil	SV	100001233	9/30/2012	1,229.00
62520700	Misc Main Pvg/Bckfil	SV	100001233	9/30/2012	10,870.84
62520700	Misc Main Pvg/Bckfil	SV	100001233	9/30/2012	20,300.30
62520700	Misc Main Pvg/Bckfil	SV	100001233	9/30/2012	3,836.93
62520700	Misc Main Pvg/Bckfil	SV	100001233	9/30/2012	50.00
62520700	Misc Main Pvg/Bckfil	SV	100001233	9/30/2012	250.80
62520700	Misc Main Pvg/Bckfil	SV	100001233	9/30/2012	192.00
62520700	Misc Main Pvg/Bckfil	CF	9300001781	9/30/2012	6,831.47
62520700	Misc Main Pvg/Bckfil	CF	9300001781	9/30/2012	(6,831.47)
62520700	Misc Main Pvg/Bckfil	CF	9300002739	9/30/2012	(1,180.40)
62520700	Misc Main Pvg/Bckfil	CF	9300002739	9/30/2012	1,180.40
62520700	Misc Main Pvg/Bckfil	CF	9300002740	9/30/2012	(479.60)
62520700	Misc Main Pvg/Bckfil	CF	9300002740	9/30/2012	479.60
62520700	Misc Main Pvg/Bckfil	CF	9300002755	9/30/2012	(15,345.31)
62520700	Misc Main Pvg/Bckfil	CF	9300002755	9/30/2012	15,345.31
62520700	Misc Main Pvg/Bckfil	UZ	2000000254	9/30/2012	(387.41)
62520700	Misc Main Pvg/Bckfil	UZ	2000000254	9/30/2012	(1,684.20)
62520700	Misc Main Pvg/Bckfil	UZ	2000000254	9/30/2012	(5,467.13)
62520700	Misc Main Pvg/Bckfil	UZ	2000000254	9/30/2012	(278.00)
62520700	Misc Main Pvg/Bckfil	UZ	2000000254	9/30/2012	(1,229.00)
62520700	Misc Main Pvg/Bckfil	UZ	2000000254	9/30/2012	(10,870.84)
62520700	Misc Main Pvg/Bckfil	UZ	2000000254	9/30/2012	(20,300.30)
62520700	Misc Main Pvg/Bckfil	UZ	2000000254	9/30/2012	(3,950.93)
62520700	Misc Main Pvg/Bckfil	UZ	2000000254	9/30/2012	(50.00)
62520700	Misc Main Pvg/Bckfil	UZ	2000000254	9/30/2012	(250.80)
62520700	Misc Main Pvg/Bckfil	UZ	2000000254	9/30/2012	(192.00)
63150023	Contr Svc-Maint WT	CS	9300001455	9/30/2012	784.40
63150024	Contr Svc-Maint TD	CS	9300001515	9/30/2012	3,843.40
63150024	Contr Svc-Maint TD	CS	9300001780	9/30/2012	14,297.38
63150024	Contr Svc-Maint TD	CS	9300001764	9/30/2012	292.56



Kentucky American Water Company  
Case No. 2012-00520  
Response to PSC DR1, Item 31

Account	Description	Doc Type	Document Number	Posting Date	Amount
63150024	Contr Svc-Maint TD	CS	9300001765	9/30/2012	296.80
63150026	Contr Svc-Maint AG	CS	9300001457	9/30/2012	188.33
63150026	Contr Svc-Maint AG	CS	9300001646	9/30/2012	208.23
63150026	Contr Svc-Maint AG	CS	9300001749	9/30/2012	1,412.21
68011000	Depr -UPIS General	UD	2000000245	9/30/2012	888,534.12
68011000	Depr -UPIS General	UD	2000000245	9/30/2012	73,778.47
68011000	Depr -UPIS General	UD	2000000245	9/30/2012	139.89
68011000	Depr -UPIS General	UD	2000000245	9/30/2012	7,378.30
68011000	Depr -UPIS General	UD	2000000245	9/30/2012	28,585.36
68011000	Depr -UPIS General	SQ	9600000045	9/30/2012	(26,781.46)
68012000	Depr -Amort CIAC Tx	UJ	2000000201	9/30/2012	76,999.81
68012000	Depr -Amort CIAC Tx	UD	2000000245	9/30/2012	(45.12)
68012000	Depr -Amort CIAC Tx	UD	2000000245	9/30/2012	(13,454.10)
68012500	Depr-Amort CIAC Nntx	UJ	2000000201	9/30/2012	228,624.47
68012500	Depr-Amort CIAC Nntx	UJ	2000000201	9/30/2012	5,643.30
68012500	Depr-Amort CIAC Nntx	UJ	2000000201	9/30/2012	(123.18)
68012500	Depr-Amort CIAC Nntx	UD	2000000245	9/30/2012	(2,160.72)
68012500	Depr-Amort CIAC Nntx	UD	2000000245	9/30/2012	(10,239.28)
68012500	Depr-Amort CIAC Nntx	UD	2000000245	9/30/2012	(57,956.19)
68012500	Depr-Amort CIAC Nntx	UD	2000000245	9/30/2012	15.40
68254000	Amort-RegAsset AFUDC	SQ	9600000045	9/30/2012	11,190.13
68255000	Amort-UPAA	SQ	9600000045	9/30/2012	697.33
68255000	Amort-UPAA	SQ	9600000045	9/30/2012	16.06
68257000	Amort-Prop Losses	CF	9300001792	9/30/2012	(4,756.67)
68257000	Amort-Prop Losses	CF	9300001792	9/30/2012	4,756.67
68257000	Amort-Prop Losses	SR	9600000056	9/30/2012	4,756.67
68258000	Amort-Reg Asset	SQ	9600000045	9/30/2012	575.00
68311000	Rem Costs-ARO/NNS	UD	2000000245	9/30/2012	4,822.94
68311000	Rem Costs-ARO/NNS	UD	2000000245	9/30/2012	164,027.15
68312000	Rmv Csts-NNS CIAC Tx	UJ	2000000201	9/30/2012	(76,999.81)
68312000	Rmv Csts-NNS CIAC Tx	UD	2000000245	9/30/2012	(9,723.44)
68312500	Rmv Csts-NNS CIAC NT	UJ	2000000201	9/30/2012	(228,624.47)
68312500	Rmv Csts-NNS CIAC NT	UJ	2000000201	9/30/2012	(5,643.30)
68312500	Rmv Csts-NNS CIAC NT	UJ	2000000201	9/30/2012	123.18
68312500	Rmv Csts-NNS CIAC NT	UD	2000000245	9/30/2012	(29,358.56)
68312500	Rmv Csts-NNS CIAC NT	UD	2000000245	9/30/2012	(705.41)
68312500	Rmv Csts-NNS CIAC NT	UD	2000000245	9/30/2012	15.40
68520000	Property Taxes	CF	9300001827	9/30/2012	(341,933.42)
68520000	Property Taxes	CF	9300001827	9/30/2012	341,933.42
68520100	Tax Discounts	CF	9300001701	9/30/2012	1,499.88
68520100	Tax Discounts	CF	9300001701	9/30/2012	(1,499.88)
68533000	FICA	SV	100001156	9/30/2012	13,106.00
68533000	FICA	SA	100001171	9/30/2012	1,631.39
68533000	FICA	CF	9300001410	9/30/2012	(4.61)
68533000	FICA	CF	9300001410	9/30/2012	4.61
68533000	FICA	CF	9300001411	9/30/2012	(2.43)
68533000	FICA	CF	9300001411	9/30/2012	2.43
68533000	FICA	CF	9300001419	9/30/2012	(57.40)
68533000	FICA	CF	9300001419	9/30/2012	57.40
68533000	FICA	CF	9300001421	9/30/2012	(99.24)
68533000	FICA	CF	9300001421	9/30/2012	99.24
68533000	FICA	CF	9300001423	9/30/2012	(14.30)
68533000	FICA	CF	9300001423	9/30/2012	14.30
68533000	FICA	CF	9300001428	9/30/2012	(0.79)
68533000	FICA	CF	9300001428	9/30/2012	0.79
68533000	FICA	CF	9300001433	9/30/2012	173.10
68533000	FICA	CF	9300001433	9/30/2012	(173.10)
68533000	FICA	CF	9300001435	9/30/2012	53.92
68533000	FICA	CF	9300001435	9/30/2012	(53.92)
68533000	FICA	CF	9300001438	9/30/2012	(8.03)
68533000	FICA	CF	9300001438	9/30/2012	8.03
68533000	FICA	CF	9300001441	9/30/2012	5.34
68533000	FICA	CF	9300001441	9/30/2012	(5.34)
68533000	FICA	CF	9300001443	9/30/2012	230.80
68533000	FICA	CF	9300001443	9/30/2012	(230.80)
68533000	FICA	CF	9300001446	9/30/2012	100.91
68533000	FICA	CF	9300001446	9/30/2012	(100.91)
68533000	FICA	CF	9300001450	9/30/2012	(52.66)
68533000	FICA	CF	9300001450	9/30/2012	52.66
68533000	FICA	CF	9300001453	9/30/2012	6.81
68533000	FICA	CF	9300001453	9/30/2012	(6.81)
68533000	FICA	CF	9300001456	9/30/2012	(8.71)
68533000	FICA	CF	9300001456	9/30/2012	8.71
68533000	FICA	CF	9300001462	9/30/2012	203.11
68533000	FICA	CF	9300001462	9/30/2012	(203.11)
68533000	FICA	CF	9300001465	9/30/2012	46.54
68533000	FICA	CF	9300001465	9/30/2012	(46.54)

Kentucky American Water Company  
Case No. 2012-00520  
Response to PSC DR1, Item 31

Account	Description	Doc Type	Document Number	Posting Date	Amount
68533000	FICA	CF	9300001467	9/30/2012	(192.06)
68533000	FICA	CF	9300001467	9/30/2012	192.06
68533000	FICA	CF	9300001469	9/30/2012	13.28
68533000	FICA	CF	9300001469	9/30/2012	(13.28)
68533000	FICA	CF	9300001473	9/30/2012	346.47
68533000	FICA	CF	9300001473	9/30/2012	(346.47)
68533000	FICA	CF	9300001477	9/30/2012	(66.24)
68533000	FICA	CF	9300001477	9/30/2012	66.24
68533000	FICA	CF	9300001481	9/30/2012	(54.84)
68533000	FICA	CF	9300001481	9/30/2012	54.84
68533000	FICA	CF	9300001484	9/30/2012	(14.29)
68533000	FICA	CF	9300001484	9/30/2012	14.29
68533000	FICA	CF	9300001486	9/30/2012	28.50
68533000	FICA	CF	9300001486	9/30/2012	(28.50)
68533000	FICA	CF	9300001488	9/30/2012	(28.09)
68533000	FICA	CF	9300001488	9/30/2012	28.09
68533000	FICA	CF	9300001492	9/30/2012	423.66
68533000	FICA	CF	9300001492	9/30/2012	(423.66)
68533000	FICA	CF	9300001494	9/30/2012	(12.07)
68533000	FICA	CF	9300001494	9/30/2012	12.07
68533000	FICA	CF	9300001496	9/30/2012	4.07
68533000	FICA	CF	9300001496	9/30/2012	(4.07)
68533000	FICA	CF	9300001498	9/30/2012	(60.02)
68533000	FICA	CF	9300001498	9/30/2012	60.02
68533000	FICA	CF	9300001500	9/30/2012	60.35
68533000	FICA	CF	9300001500	9/30/2012	(60.35)
68533000	FICA	CF	9300001503	9/30/2012	(5.89)
68533000	FICA	CF	9300001503	9/30/2012	5.89
68533000	FICA	CF	9300001505	9/30/2012	6.21
68533000	FICA	CF	9300001505	9/30/2012	(6.21)
68533000	FICA	CF	9300001507	9/30/2012	14.94
68533000	FICA	CF	9300001507	9/30/2012	(14.94)
68533000	FICA	CF	9300001509	9/30/2012	14.37
68533000	FICA	CF	9300001509	9/30/2012	(14.37)
68533000	FICA	CF	9300001511	9/30/2012	(366.97)
68533000	FICA	CF	9300001511	9/30/2012	366.97
68533000	FICA	CF	9300001513	9/30/2012	(53.07)
68533000	FICA	CF	9300001513	9/30/2012	53.07
68533000	FICA	CF	9300001516	9/30/2012	(24.91)
68533000	FICA	CF	9300001516	9/30/2012	24.91
68533000	FICA	CF	9300001518	9/30/2012	(130.67)
68533000	FICA	CF	9300001518	9/30/2012	130.67
68533000	FICA	CF	9300001522	9/30/2012	(12.89)
68533000	FICA	CF	9300001522	9/30/2012	12.89
68533000	FICA	CF	9300001523	9/30/2012	(60.53)
68533000	FICA	CF	9300001523	9/30/2012	60.53
68533000	FICA	CF	9300001620	9/30/2012	(1,481.02)
68533000	FICA	CF	9300001620	9/30/2012	1,481.02
68533000	FICA	CF	9300001622	9/30/2012	(9.80)
68533000	FICA	CF	9300001622	9/30/2012	9.80
68533000	FICA	CF	9300001625	9/30/2012	(1,022.69)
68533000	FICA	CF	9300001625	9/30/2012	1,022.69
68533000	FICA	CF	9300001627	9/30/2012	(507.72)
68533000	FICA	CF	9300001627	9/30/2012	507.72
68533000	FICA	CF	9300001629	9/30/2012	(1,065.90)
68533000	FICA	CF	9300001629	9/30/2012	1,065.90
68533000	FICA	CF	9300001631	9/30/2012	(40.72)
68533000	FICA	CF	9300001631	9/30/2012	40.72
68533000	FICA	CF	9300001636	9/30/2012	(1,452.67)
68533000	FICA	CF	9300001636	9/30/2012	1,452.67
68533000	FICA	CF	9300001639	9/30/2012	(388.94)
68533000	FICA	CF	9300001639	9/30/2012	388.94
68533000	FICA	CF	9300001641	9/30/2012	(202.72)
68533000	FICA	CF	9300001641	9/30/2012	202.72
68533000	FICA	CF	9300001643	9/30/2012	(51.16)
68533000	FICA	CF	9300001643	9/30/2012	51.16
68533000	FICA	CF	9300001645	9/30/2012	(1,009.16)
68533000	FICA	CF	9300001645	9/30/2012	1,009.16
68533000	FICA	CF	9300001648	9/30/2012	(2,900.36)
68533000	FICA	CF	9300001648	9/30/2012	2,900.36
68533000	FICA	CF	9300001651	9/30/2012	(3.46)
68533000	FICA	CF	9300001651	9/30/2012	3.46
68533000	FICA	CF	9300001654	9/30/2012	(425.42)
68533000	FICA	CF	9300001654	9/30/2012	425.42
68533000	FICA	CF	9300001656	9/30/2012	(72.80)
68533000	FICA	CF	9300001656	9/30/2012	72.80
68533000	FICA	CF	9300001659	9/30/2012	(1,654.50)

Kentucky American Water Company  
Case No. 2012-00520  
Response to PSC DR1, Item 31

Account	Description	Doc Type	Document Number	Posting Date	Amount
68533000	FICA	CF	9300001659	9/30/2012	1,654.50
68533000	FICA	CF	9300001662	9/30/2012	(578.58)
68533000	FICA	CF	9300001662	9/30/2012	578.58
68533000	FICA	CF	9300001664	9/30/2012	(1,265.88)
68533000	FICA	CF	9300001664	9/30/2012	1,265.88
68533000	FICA	CF	9300001666	9/30/2012	(193.56)
68533000	FICA	CF	9300001666	9/30/2012	193.56
68533000	FICA	CF	9300001668	9/30/2012	(702.40)
68533000	FICA	CF	9300001668	9/30/2012	702.40
68533000	FICA	CF	9300001670	9/30/2012	(1,574.47)
68533000	FICA	CF	9300001670	9/30/2012	1,574.47
68533000	FICA	CF	9300001673	9/30/2012	(8,574.06)
68533000	FICA	CF	9300001673	9/30/2012	8,574.06
68533000	FICA	CF	9300001675	9/30/2012	(1,094.50)
68533000	FICA	CF	9300001675	9/30/2012	1,094.50
68533000	FICA	CF	9300001677	9/30/2012	(356.56)
68533000	FICA	CF	9300001677	9/30/2012	356.56
68533000	FICA	CF	9300001679	9/30/2012	(21.20)
68533000	FICA	CF	9300001679	9/30/2012	21.20
68533000	FICA	CF	9300001681	9/30/2012	(179.38)
68533000	FICA	CF	9300001681	9/30/2012	179.38
68533000	FICA	CF	9300001683	9/30/2012	(33.22)
68533000	FICA	CF	9300001683	9/30/2012	33.22
68533000	FICA	CF	9300001686	9/30/2012	(84.64)
68533000	FICA	CF	9300001686	9/30/2012	84.64
68533000	FICA	CF	9300001689	9/30/2012	(159.10)
68533000	FICA	CF	9300001689	9/30/2012	159.10
68533000	FICA	CF	9300001691	9/30/2012	(77.92)
68533000	FICA	CF	9300001691	9/30/2012	77.92
68533000	FICA	CF	9300001693	9/30/2012	(7,659.43)
68533000	FICA	CF	9300001693	9/30/2012	7,659.43
68533000	FICA	CF	9300001695	9/30/2012	(592.80)
68533000	FICA	CF	9300001695	9/30/2012	592.80
68533000	FICA	CF	9300001697	9/30/2012	(233.60)
68533000	FICA	CF	9300001697	9/30/2012	233.60
68533000	FICA	CF	9300001699	9/30/2012	(816.96)
68533000	FICA	CF	9300001699	9/30/2012	816.96
68533000	FICA	CF	9300001703	9/30/2012	(1.61)
68533000	FICA	CF	9300001703	9/30/2012	1.61
68533000	FICA	CF	9300001777	9/30/2012	(159.51)
68533000	FICA	CF	9300001777	9/30/2012	159.51
68533100	FICA Cap Credits	UT	9300001417	9/30/2012	95.27
68533100	FICA Cap Credits	UT	9300001617	9/30/2012	(1,679.65)
68533100	FICA Cap Credits	UT	9300001724	9/30/2012	(1.61)
68535000	SUTA	CF	9300001419	9/30/2012	(4.90)
68535000	SUTA	CF	9300001419	9/30/2012	4.90
68535000	SUTA	CF	9300001492	9/30/2012	10.21
68535000	SUTA	CF	9300001492	9/30/2012	(10.21)
68535000	SUTA	CF	9300001620	9/30/2012	(70.98)
68535000	SUTA	CF	9300001620	9/30/2012	70.98
68535000	SUTA	CF	9300001643	9/30/2012	(1.29)
68535000	SUTA	CF	9300001643	9/30/2012	1.29
68535000	SUTA	CF	9300001670	9/30/2012	(19.14)
68535000	SUTA	CF	9300001670	9/30/2012	19.14
68535000	SUTA	CF	9300001673	9/30/2012	(70.74)
68535000	SUTA	CF	9300001673	9/30/2012	70.74
68535100	SUTA Cap Credits	UT	9300001417	9/30/2012	5.10
68535100	SUTA Cap Credits	UT	9300001617	9/30/2012	(30.95)
68545000	Utility Reg Assessme	CF	9300001827	9/30/2012	(12,177.99)
68545000	Utility Reg Assessme	CF	9300001827	9/30/2012	12,177.99
69011000	FIT-Current	SA	100001244	9/30/2012	(1,266.00)
69011000	FIT-Current	SI	9600000061	9/30/2012	230,629.22
69012000	FIT-Prior Year Adj	SA	100001168	9/30/2012	1,993,804.85
69012000	FIT-Prior Year Adj	SA	100001239	9/30/2012	672,264.00
69021000	SIT-Current	SA	100001244	9/30/2012	3,618.00
69021000	SIT-Current	SI	9600000061	9/30/2012	111,334.19
69022000	SIT-Prior Year Adj	SA	100001168	9/30/2012	301,119.50
69022000	SIT-Prior Year Adj	SA	100001239	9/30/2012	122,601.00
69031000	FIT-Oth Inc&Ded CY	SI	9600000061	9/30/2012	(1,570.64)
69041000	SIT-Oth Inc&Ded CY	SI	9600000061	9/30/2012	(286.44)
69062000	Def FIT-Pr Yr Adj	SA	100001168	9/30/2012	(2,671,473.30)
69065000	Def FIT-Other	SI	9600000061	9/30/2012	864,257.07
69065000	Def FIT-Other	SI	9600000061	9/30/2012	(121,827.13)
69072000	Def SIT-Pr Yr Adj	SA	100001168	9/30/2012	(423,716.18)
69073500	Def SIT-Other	SI	9600000061	9/30/2012	153,458.82
69073500	Def SIT-Other	SI	9600000061	9/30/2012	(87,335.41)
70510000	AFUDC-Equity	UI	2000000211	9/30/2012	(2,888.50)

Kentucky American Water Company  
Case No. 2012-00520  
Response to PSC DR1, Item 31

Account	Description	Doc Type	Document Number	Posting Date	Amount
70510000	AFUDC-Equity	UI	2000000211	9/30/2012	(19,081.86)
70510000	AFUDC-Equity	UI	2000000211	9/30/2012	(160.63)
70510000	AFUDC-Equity	UI	2000000211	9/30/2012	(23,362.70)
70510000	AFUDC-Equity	UZ	2000000214	9/30/2012	(2,116.64)
70510000	AFUDC-Equity	UI	2000000211	9/30/2012	2,116.64
70510000	AFUDC-Equity	UZ	2000000214	9/30/2012	(2,458.64)
70510000	AFUDC-Equity	UI	2000000211	9/30/2012	2,458.64
70510000	AFUDC-Equity	UZ	2000000213	9/30/2012	(2,691.12)
70510000	AFUDC-Equity	UI	2000000212	9/30/2012	2,691.12
70510000	AFUDC-Equity	UZ	2000000213	9/30/2012	(238.15)
70510000	AFUDC-Equity	UI	2000000211	9/30/2012	238.15
70510000	AFUDC-Equity	UZ	2000000213	9/30/2012	(1,644.03)
70510000	AFUDC-Equity	UI	2000000211	9/30/2012	1,644.03
70510000	AFUDC-Equity	UZ	2000000214	9/30/2012	(1,701.87)
70510000	AFUDC-Equity	UI	2000000211	9/30/2012	1,701.87
70510000	AFUDC-Equity	UI	2000000211	9/30/2012	36.91
70510000	AFUDC-Equity	UZ	2000000214	9/30/2012	(36.91)
70510000	AFUDC-Equity	UI	2000000211	9/30/2012	133.64
70510000	AFUDC-Equity	UZ	2000000214	9/30/2012	(133.64)
70510000	AFUDC-Equity	UI	2000000212	9/30/2012	36.59
70510000	AFUDC-Equity	UZ	2000000213	9/30/2012	(36.59)
70510000	AFUDC-Equity	UI	2000000211	9/30/2012	1.55
70510000	AFUDC-Equity	UZ	2000000214	9/30/2012	(1.55)
70510000	AFUDC-Equity	UI	2000000211	9/30/2012	27.88
70510000	AFUDC-Equity	UZ	2000000213	9/30/2012	(27.88)
70510000	AFUDC-Equity	UI	2000000211	9/30/2012	24.62
70510000	AFUDC-Equity	UZ	2000000213	9/30/2012	(24.62)
70510000	AFUDC-Equity	UI	2000000212	9/30/2012	18.45
70510000	AFUDC-Equity	UZ	2000000216	9/30/2012	(18.45)
70510000	AFUDC-Equity	UI	2000000211	9/30/2012	22.44
70510000	AFUDC-Equity	UZ	2000000213	9/30/2012	(22.44)
70510000	AFUDC-Equity	UI	2000000212	9/30/2012	35.67
70510000	AFUDC-Equity	UZ	2000000214	9/30/2012	(35.67)
70510000	AFUDC-Equity	UI	2000000211	9/30/2012	15.23
70510000	AFUDC-Equity	UZ	2000000213	9/30/2012	(15.23)
70510000	AFUDC-Equity	UI	2000000212	9/30/2012	3.34
70510000	AFUDC-Equity	UZ	2000000214	9/30/2012	(3.34)
70510000	AFUDC-Equity	UI	2000000211	9/30/2012	0.39
70510000	AFUDC-Equity	UZ	2000000214	9/30/2012	(0.39)
70510000	AFUDC-Equity	UI	2000000211	9/30/2012	385.38
70510000	AFUDC-Equity	UZ	2000000213	9/30/2012	(385.38)
70510000	AFUDC-Equity	UI	2000000211	9/30/2012	48.80
70510000	AFUDC-Equity	UZ	2000000214	9/30/2012	(48.80)
70510000	AFUDC-Equity	UI	2000000211	9/30/2012	248.33
70510000	AFUDC-Equity	UZ	2000000213	9/30/2012	(248.33)
70510000	AFUDC-Equity	UI	2000000211	9/30/2012	85.61
70510000	AFUDC-Equity	UZ	2000000214	9/30/2012	(85.61)
70510000	AFUDC-Equity	UI	2000000211	9/30/2012	101.66
70510000	AFUDC-Equity	UZ	2000000214	9/30/2012	(101.66)
70510000	AFUDC-Equity	UI	2000000212	9/30/2012	40.37
70510000	AFUDC-Equity	UZ	2000000214	9/30/2012	(40.37)
70510000	AFUDC-Equity	UI	2000000211	9/30/2012	5.19
70510000	AFUDC-Equity	UZ	2000000213	9/30/2012	(5.19)
70510000	AFUDC-Equity	UI	2000000211	9/30/2012	1,226.48
70510000	AFUDC-Equity	UZ	2000000214	9/30/2012	(1,226.48)
70510000	AFUDC-Equity	UI	2000000211	9/30/2012	11.62
70510000	AFUDC-Equity	UZ	2000000214	9/30/2012	(11.62)
70510000	AFUDC-Equity	UI	2000000212	9/30/2012	17.18
70510000	AFUDC-Equity	UZ	2000000213	9/30/2012	(17.18)
70510000	AFUDC-Equity	UI	2000000211	9/30/2012	26.70
70510000	AFUDC-Equity	UZ	2000000214	9/30/2012	(26.70)
70510000	AFUDC-Equity	UI	2000000211	9/30/2012	17.34
70510000	AFUDC-Equity	UZ	2000000213	9/30/2012	(17.34)
70510000	AFUDC-Equity	UI	2000000211	9/30/2012	1.74
70510000	AFUDC-Equity	UZ	2000000213	9/30/2012	(1.74)
70510000	AFUDC-Equity	UI	2000000211	9/30/2012	98.14
70510000	AFUDC-Equity	UZ	2000000214	9/30/2012	(98.14)
70510000	AFUDC-Equity	UI	2000000211	9/30/2012	154.95
70510000	AFUDC-Equity	UZ	2000000213	9/30/2012	(154.95)
70510000	AFUDC-Equity	UI	2000000211	9/30/2012	215.50
70510000	AFUDC-Equity	UZ	2000000214	9/30/2012	(215.50)
70510000	AFUDC-Equity	UI	2000000212	9/30/2012	103.71
70510000	AFUDC-Equity	UZ	2000000214	9/30/2012	(103.71)
70510000	AFUDC-Equity	UI	2000000211	9/30/2012	132.30
70510000	AFUDC-Equity	UZ	2000000214	9/30/2012	(132.30)
70510000	AFUDC-Equity	UI	2000000211	9/30/2012	22.33
70510000	AFUDC-Equity	UZ	2000000213	9/30/2012	(22.33)

Kentucky American Water Company  
Case No. 2012-00520  
Response to PSC DR1, Item 31

Account	Description	Doc Type	Document Number	Posting Date	Amount
70510000	AFUDC-Equity	UI	2000000211	9/30/2012	71.76
70510000	AFUDC-Equity	UZ	2000000213	9/30/2012	(71.76)
70510000	AFUDC-Equity	UI	2000000211	9/30/2012	5.09
70510000	AFUDC-Equity	UZ	2000000214	9/30/2012	(5.09)
70510000	AFUDC-Equity	UI	2000000211	9/30/2012	44.75
70510000	AFUDC-Equity	UZ	2000000213	9/30/2012	(44.75)
70510000	AFUDC-Equity	UI	2000000211	9/30/2012	2,632.34
70510000	AFUDC-Equity	UZ	2000000213	9/30/2012	(2,632.34)
70510000	AFUDC-Equity	UI	2000000211	9/30/2012	3,233.96
70510000	AFUDC-Equity	UZ	2000000213	9/30/2012	(3,233.96)
70510000	AFUDC-Equity	UI	2000000211	9/30/2012	22.53
70510000	AFUDC-Equity	UZ	2000000214	9/30/2012	(22.53)
70510000	AFUDC-Equity	UI	2000000211	9/30/2012	81.51
70510000	AFUDC-Equity	UZ	2000000213	9/30/2012	(81.51)
70510000	AFUDC-Equity	UI	2000000211	9/30/2012	635.09
70510000	AFUDC-Equity	UZ	2000000213	9/30/2012	(635.09)
70510000	AFUDC-Equity	UI	2000000211	9/30/2012	12.67
70510000	AFUDC-Equity	UZ	2000000214	9/30/2012	(12.67)
70510000	AFUDC-Equity	UI	2000000211	9/30/2012	9.46
70510000	AFUDC-Equity	UZ	2000000214	9/30/2012	(9.46)
70510000	AFUDC-Equity	UI	2000000212	9/30/2012	19.92
70510000	AFUDC-Equity	UZ	2000000214	9/30/2012	(19.92)
70510000	AFUDC-Equity	UI	2000000211	9/30/2012	1,602.20
70510000	AFUDC-Equity	UZ	2000000214	9/30/2012	(1,602.20)
70510000	AFUDC-Equity	UI	2000000211	9/30/2012	262.10
70510000	AFUDC-Equity	UZ	2000000214	9/30/2012	(262.10)
70510000	AFUDC-Equity	UI	2000000211	9/30/2012	9.83
70510000	AFUDC-Equity	UZ	2000000214	9/30/2012	(9.83)
70510000	AFUDC-Equity	UI	2000000211	9/30/2012	9.93
70510000	AFUDC-Equity	UZ	2000000214	9/30/2012	(9.93)
70510000	AFUDC-Equity	UI	2000000211	9/30/2012	12.52
70510000	AFUDC-Equity	UZ	2000000213	9/30/2012	(12.52)
70510000	AFUDC-Equity	UI	2000000212	9/30/2012	0.35
70510000	AFUDC-Equity	UZ	2000000213	9/30/2012	(0.35)
70510000	AFUDC-Equity	UI	2000000212	9/30/2012	30.29
70510000	AFUDC-Equity	UZ	2000000213	9/30/2012	(30.29)
70510000	AFUDC-Equity	UI	2000000212	9/30/2012	498.88
70510000	AFUDC-Equity	UZ	2000000214	9/30/2012	(498.88)
70510000	AFUDC-Equity	UI	2000000211	9/30/2012	3.48
70510000	AFUDC-Equity	UZ	2000000213	9/30/2012	(3.48)
70510000	AFUDC-Equity	UI	2000000211	9/30/2012	1.74
70510000	AFUDC-Equity	UZ	2000000213	9/30/2012	(1.74)
70510000	AFUDC-Equity	UI	2000000211	9/30/2012	0.01
70510000	AFUDC-Equity	UZ	2000000216	9/30/2012	(0.01)
70510000	AFUDC-Equity	UI	2000000211	9/30/2012	2.63
70510000	AFUDC-Equity	UZ	2000000214	9/30/2012	(2.63)
70510000	AFUDC-Equity	UI	2000000211	9/30/2012	10.14
70510000	AFUDC-Equity	UZ	2000000213	9/30/2012	(10.14)
70510000	AFUDC-Equity	UI	2000000211	9/30/2012	1.75
70510000	AFUDC-Equity	UZ	2000000214	9/30/2012	(1.75)
70510000	AFUDC-Equity	UI	2000000211	9/30/2012	15.94
70510000	AFUDC-Equity	UZ	2000000213	9/30/2012	(15.94)
70510000	AFUDC-Equity	UI	2000000211	9/30/2012	9.17
70510000	AFUDC-Equity	UZ	2000000213	9/30/2012	(9.17)
70510000	AFUDC-Equity	UI	2000000211	9/30/2012	228.82
70510000	AFUDC-Equity	UZ	2000000213	9/30/2012	(228.82)
70510000	AFUDC-Equity	UI	2000000212	9/30/2012	38.68
70510000	AFUDC-Equity	UZ	2000000213	9/30/2012	(38.68)
70510000	AFUDC-Equity	UI	2000000211	9/30/2012	80.40
70510000	AFUDC-Equity	UZ	2000000214	9/30/2012	(80.40)
70510000	AFUDC-Equity	UI	2000000211	9/30/2012	87.68
70510000	AFUDC-Equity	UZ	2000000214	9/30/2012	(87.68)
70510000	AFUDC-Equity	UI	2000000211	9/30/2012	259.85
70510000	AFUDC-Equity	UZ	2000000213	9/30/2012	(259.85)
70510000	AFUDC-Equity	UI	2000000211	9/30/2012	202.75
70510000	AFUDC-Equity	UZ	2000000214	9/30/2012	(202.75)
70510000	AFUDC-Equity	UI	2000000211	9/30/2012	95.91
70510000	AFUDC-Equity	UZ	2000000214	9/30/2012	(95.91)
70510000	AFUDC-Equity	UI	2000000211	9/30/2012	0.21
70510000	AFUDC-Equity	UZ	2000000214	9/30/2012	(0.21)
70510000	AFUDC-Equity	UI	2000000211	9/30/2012	112.63
70510000	AFUDC-Equity	UZ	2000000214	9/30/2012	(112.63)
70510000	AFUDC-Equity	UI	2000000211	9/30/2012	0.21
70510000	AFUDC-Equity	UZ	2000000214	9/30/2012	(0.21)
70510000	AFUDC-Equity	UI	2000000212	9/30/2012	166.48
70510000	AFUDC-Equity	UZ	2000000213	9/30/2012	(166.48)
70510000	AFUDC-Equity	UI	2000000211	9/30/2012	0.03

Kentucky American Water Company  
Case No. 2012-00520  
Response to PSC DR1, Item 31

Account	Description	Doc Type	Document Number	Posting Date	Amount
70510000	AFUDC-Equity	UZ	2000000214	9/30/2012	(0.03)
70510000	AFUDC-Equity	UI	2000000211	9/30/2012	70.14
70510000	AFUDC-Equity	UZ	2000000214	9/30/2012	(70.14)
70510000	AFUDC-Equity	UI	2000000211	9/30/2012	0.10
70510000	AFUDC-Equity	UZ	2000000214	9/30/2012	(0.10)
70510000	AFUDC-Equity	UI	2000000211	9/30/2012	76.66
70510000	AFUDC-Equity	UZ	2000000214	9/30/2012	(76.66)
70510000	AFUDC-Equity	UI	2000000211	9/30/2012	0.51
70510000	AFUDC-Equity	UZ	2000000214	9/30/2012	(0.51)
70510000	AFUDC-Equity	UI	2000000211	9/30/2012	70.59
70510000	AFUDC-Equity	UZ	2000000213	9/30/2012	(70.59)
70510000	AFUDC-Equity	UI	2000000212	9/30/2012	0.59
70510000	AFUDC-Equity	UZ	2000000213	9/30/2012	(0.59)
70510000	AFUDC-Equity	UI	2000000211	9/30/2012	492.86
70510000	AFUDC-Equity	UZ	2000000214	9/30/2012	(492.86)
70510000	AFUDC-Equity	UI	2000000211	9/30/2012	308.39
70510000	AFUDC-Equity	UZ	2000000213	9/30/2012	(308.39)
70510000	AFUDC-Equity	UI	2000000211	9/30/2012	45.91
70510000	AFUDC-Equity	UZ	2000000214	9/30/2012	(45.91)
70510000	AFUDC-Equity	UI	2000000212	9/30/2012	45.91
70510000	AFUDC-Equity	UZ	2000000213	9/30/2012	(45.91)
70510000	AFUDC-Equity	UI	2000000211	9/30/2012	0.01
70510000	AFUDC-Equity	UZ	2000000213	9/30/2012	(0.01)
70510000	AFUDC-Equity	UI	2000000211	9/30/2012	407.67
70510000	AFUDC-Equity	UZ	2000000214	9/30/2012	(407.67)
70510000	AFUDC-Equity	UI	2000000211	9/30/2012	0.15
70510000	AFUDC-Equity	UZ	2000000214	9/30/2012	(0.15)
70510000	AFUDC-Equity	UI	2000000211	9/30/2012	349.57
70510000	AFUDC-Equity	UZ	2000000214	9/30/2012	(349.57)
70510000	AFUDC-Equity	UI	2000000211	9/30/2012	68.63
70510000	AFUDC-Equity	UZ	2000000214	9/30/2012	(68.63)
70510000	AFUDC-Equity	UI	2000000212	9/30/2012	21.45
70510000	AFUDC-Equity	UZ	2000000214	9/30/2012	(21.45)
70510000	AFUDC-Equity	UI	2000000211	9/30/2012	4.23
70510000	AFUDC-Equity	UZ	2000000213	9/30/2012	(4.23)
70510000	AFUDC-Equity	UI	2000000212	9/30/2012	4.23
70510000	AFUDC-Equity	UZ	2000000213	9/30/2012	(4.23)
70510000	AFUDC-Equity	UI	2000000212	9/30/2012	21.44
70510000	AFUDC-Equity	UZ	2000000214	9/30/2012	(21.44)
70510000	AFUDC-Equity	UI	2000000211	9/30/2012	36.04
70510000	AFUDC-Equity	UZ	2000000214	9/30/2012	(36.04)
70510000	AFUDC-Equity	UI	2000000211	9/30/2012	36.04
70510000	AFUDC-Equity	UZ	2000000214	9/30/2012	(36.04)
70510000	AFUDC-Equity	UI	2000000211	9/30/2012	17.20
70510000	AFUDC-Equity	UZ	2000000214	9/30/2012	(17.20)
70510000	AFUDC-Equity	UI	2000000211	9/30/2012	17.20
70510000	AFUDC-Equity	UZ	2000000214	9/30/2012	(17.20)
70510000	AFUDC-Equity	UI	2000000212	9/30/2012	3.49
70510000	AFUDC-Equity	UZ	2000000213	9/30/2012	(3.49)
70510000	AFUDC-Equity	UI	2000000211	9/30/2012	0.01
70510000	AFUDC-Equity	UZ	2000000213	9/30/2012	(0.01)
70510000	AFUDC-Equity	UI	2000000212	9/30/2012	26.97
70510000	AFUDC-Equity	UZ	2000000213	9/30/2012	(26.97)
70510000	AFUDC-Equity	UI	2000000211	9/30/2012	26.97
70510000	AFUDC-Equity	UZ	2000000213	9/30/2012	(26.97)
70510000	AFUDC-Equity	UI	2000000211	9/30/2012	204.82
70510000	AFUDC-Equity	UZ	2000000213	9/30/2012	(204.82)
70510000	AFUDC-Equity	UI	2000000212	9/30/2012	216.71
70510000	AFUDC-Equity	UZ	2000000214	9/30/2012	(216.71)
70510000	AFUDC-Equity	UI	2000000211	9/30/2012	7.60
70510000	AFUDC-Equity	UZ	2000000213	9/30/2012	(7.60)
70510000	AFUDC-Equity	UI	2000000211	9/30/2012	7.68
70510000	AFUDC-Equity	UZ	2000000214	9/30/2012	(7.68)
70510000	AFUDC-Equity	UI	2000000212	9/30/2012	271.01
70510000	AFUDC-Equity	UZ	2000000213	9/30/2012	(271.01)
70510000	AFUDC-Equity	UI	2000000211	9/30/2012	271.01
70510000	AFUDC-Equity	UZ	2000000216	9/30/2012	(271.01)
71521000	M&J Expenses	CS	9300001416	9/30/2012	(1,107.95)
71521000	M&J Expenses	CS	9300001416	9/30/2012	(53.96)
71521000	M&J Expenses	CS	9300001416	9/30/2012	(150.79)
71521000	M&J Expenses	CS	9300001416	9/30/2012	(177.49)
71521000	M&J Expenses	CS	9300001416	9/30/2012	(22.16)
71521000	M&J Expenses	CS	9300001416	9/30/2012	(19.84)
71521000	M&J Expenses	CS	9300001616	9/30/2012	23.07
71521000	M&J Expenses	CS	9300001789	9/30/2012	219.42
71521000	M&J Expenses	CS	9300001825	9/30/2012	53.96
71521000	M&J Expenses	CS	9300002760	9/30/2012	9.89

Kentucky American Water Company  
Case No. 2012-00520  
Response to PSC DR1, Item 31

Account	Description	Doc Type	Document Number	Posting Date	Amount
71521000	M&J Expenses	CS	9300002760	9/30/2012	(25.71)
71521000	M&J Expenses	CS	9300002760	9/30/2012	(55.70)
71521000	M&J Expenses	CS	9300002760	9/30/2012	(7.32)
72802000	CIAC Rcpt Svcs Clrg	SA	100001148	9/30/2012	(39,306.00)
72802000	CIAC Rcpt Svcs Clrg	UZ	2000000194	9/30/2012	39,306.00
72802100	CIAC Rcpt Non-SrvClr	SA	100001148	9/30/2012	(43,603.00)
72802100	CIAC Rcpt Non-SrvClr	UZ	2000000194	9/30/2012	43,603.00
72803000	Salvg/Scrap Rcpt Clr	SA	100001246	9/30/2012	712.50
72803000	Salvg/Scrap Rcpt Clr	CF	9300001488	9/30/2012	712.50
72803000	Salvg/Scrap Rcpt Clr	CF	9300001488	9/30/2012	(712.50)
72803000	Salvg/Scrap Rcpt Clr	CF	9300002777	9/30/2012	(712.50)
72803000	Salvg/Scrap Rcpt Clr	CF	9300002777	9/30/2012	712.50
72803000	Salvg/Scrap Rcpt Clr	UZ	2000000191	9/30/2012	139.00
72803000	Salvg/Scrap Rcpt Clr	UZ	2000000191	9/30/2012	811.83
72803000	Salvg/Scrap Rcpt Clr	UZ	2000000191	9/30/2012	104.95
72803000	Salvg/Scrap Rcpt Clr	UZ	2000000191	9/30/2012	300.00
75510000	Amort UPAA	SQ	9600000045	9/30/2012	(35.38)
75840000	Lobbying Expenses	CF	9300001761	9/30/2012	5,891.06
75840000	Lobbying Expenses	CF	9300001761	9/30/2012	(5,891.06)
75840000	Lobbying Expenses	SR	9600000054	9/30/2012	469.72
81010000	Interest LTD	UT	9300001787	9/30/2012	10,875.79
81010000	Interest LTD	SR	9600000055	9/30/2012	10,875.79
81010000	Interest LTD	SR	9600000055	9/30/2012	(10,875.79)
81010000	Interest LTD	SA	9700000001	9/30/2012	137,712.50
81015000	Interest LTD Interco	SA	100001203	9/30/2012	731,250.00
81015000	Interest LTD Interco	SA	100001209	9/30/2012	731,250.00
81015000	Interest LTD Interco	SG	100001210	9/30/2012	(731,250.00)
81015000	Interest LTD Interco	SA	9700000001	9/30/2012	85,882.08
81020000	Div Decl P/S w/ MRR	SA	9700000001	9/30/2012	127,050.00
81315000	Interest STD Interco	TI	3000002756	9/30/2012	2,110.86
82010000	Amort Debt Disc&Exp	SA	9700000001	9/30/2012	665.24
82015000	Amort Dbt Dsc&Ex I/C	SA	100001248	9/30/2012	155.50
82015000	Amort Dbt Dsc&Ex I/C	SA	9700000001	9/30/2012	5,071.70
82015000	Amort Dbt Dsc&Ex I/C	SA	100001225	9/30/2012	77.75
82015000	Amort Dbt Dsc&Ex I/C	SV	100001227	9/30/2012	(77.75)
82020000	Amort P/S Exp w/ MRR	SR	9600000058	9/30/2012	64.24
85000000	AFUDC Debt	UI	2000000211	9/30/2012	(1,353.83)
85000000	AFUDC Debt	UI	2000000211	9/30/2012	(75.29)
85000000	AFUDC Debt	UI	2000000212	9/30/2012	(10,950.05)
85000000	AFUDC Debt	UI	2000000212	9/30/2012	(8,943.67)
85000000	AFUDC Debt	UZ	2000000214	9/30/2012	(1,623.73)
85000000	AFUDC Debt	UI	2000000211	9/30/2012	1,623.73
85000000	AFUDC Debt	UZ	2000000213	9/30/2012	(1,886.08)
85000000	AFUDC Debt	UI	2000000211	9/30/2012	1,886.08
85000000	AFUDC Debt	UZ	2000000213	9/30/2012	(2,064.42)
85000000	AFUDC Debt	UI	2000000211	9/30/2012	2,064.42
85000000	AFUDC Debt	UZ	2000000213	9/30/2012	(182.69)
85000000	AFUDC Debt	UI	2000000211	9/30/2012	182.69
85000000	AFUDC Debt	UZ	2000000214	9/30/2012	(1,261.17)
85000000	AFUDC Debt	UI	2000000211	9/30/2012	1,261.17
85000000	AFUDC Debt	UZ	2000000214	9/30/2012	(1,305.54)
85000000	AFUDC Debt	UI	2000000211	9/30/2012	1,305.54
85000000	AFUDC Debt	UI	2000000211	9/30/2012	28.31
85000000	AFUDC Debt	UZ	2000000214	9/30/2012	(28.31)
85000000	AFUDC Debt	UI	2000000212	9/30/2012	102.52
85000000	AFUDC Debt	UZ	2000000213	9/30/2012	(102.52)
85000000	AFUDC Debt	UI	2000000211	9/30/2012	28.07
85000000	AFUDC Debt	UZ	2000000213	9/30/2012	(28.07)
85000000	AFUDC Debt	UI	2000000211	9/30/2012	1.19
85000000	AFUDC Debt	UZ	2000000214	9/30/2012	(1.19)
85000000	AFUDC Debt	UI	2000000211	9/30/2012	21.39
85000000	AFUDC Debt	UZ	2000000213	9/30/2012	(21.39)
85000000	AFUDC Debt	UI	2000000211	9/30/2012	18.89
85000000	AFUDC Debt	UZ	2000000214	9/30/2012	(18.89)
85000000	AFUDC Debt	UI	2000000211	9/30/2012	14.15
85000000	AFUDC Debt	UZ	2000000214	9/30/2012	(14.15)
85000000	AFUDC Debt	UI	2000000212	9/30/2012	17.21
85000000	AFUDC Debt	UZ	2000000214	9/30/2012	(17.21)
85000000	AFUDC Debt	UI	2000000211	9/30/2012	27.36
85000000	AFUDC Debt	UZ	2000000216	9/30/2012	(27.36)
85000000	AFUDC Debt	UI	2000000211	9/30/2012	11.68
85000000	AFUDC Debt	UZ	2000000216	9/30/2012	(11.68)
85000000	AFUDC Debt	UI	2000000211	9/30/2012	2.56
85000000	AFUDC Debt	UZ	2000000214	9/30/2012	(2.56)
85000000	AFUDC Debt	UI	2000000211	9/30/2012	0.30
85000000	AFUDC Debt	UZ	2000000213	9/30/2012	(0.30)
85000000	AFUDC Debt	UI	2000000211	9/30/2012	295.64

Kentucky American Water Company  
Case No. 2012-00520  
Response to PSC DR1, Item 31

Account	Description	Doc Type	Document Number	Posting Date	Amount
85000000	AFUDC Debt	UZ	2000000214	9/30/2012	(295.64)
85000000	AFUDC Debt	UI	2000000211	9/30/2012	37.43
85000000	AFUDC Debt	UZ	2000000213	9/30/2012	(37.43)
85000000	AFUDC Debt	UI	2000000211	9/30/2012	190.50
85000000	AFUDC Debt	UZ	2000000214	9/30/2012	(190.50)
85000000	AFUDC Debt	UI	2000000211	9/30/2012	65.67
85000000	AFUDC Debt	UZ	2000000213	9/30/2012	(65.67)
85000000	AFUDC Debt	UI	2000000211	9/30/2012	77.99
85000000	AFUDC Debt	UZ	2000000213	9/30/2012	(77.99)
85000000	AFUDC Debt	UI	2000000211	9/30/2012	30.97
85000000	AFUDC Debt	UZ	2000000213	9/30/2012	(30.97)
85000000	AFUDC Debt	UI	2000000211	9/30/2012	3.98
85000000	AFUDC Debt	UZ	2000000214	9/30/2012	(3.98)
85000000	AFUDC Debt	UI	2000000211	9/30/2012	940.86
85000000	AFUDC Debt	UZ	2000000214	9/30/2012	(940.86)
85000000	AFUDC Debt	UI	2000000211	9/30/2012	8.91
85000000	AFUDC Debt	UZ	2000000213	9/30/2012	(8.91)
85000000	AFUDC Debt	UI	2000000211	9/30/2012	13.18
85000000	AFUDC Debt	UZ	2000000214	9/30/2012	(13.18)
85000000	AFUDC Debt	UI	2000000212	9/30/2012	20.48
85000000	AFUDC Debt	UZ	2000000214	9/30/2012	(20.48)
85000000	AFUDC Debt	UI	2000000211	9/30/2012	13.30
85000000	AFUDC Debt	UZ	2000000213	9/30/2012	(13.30)
85000000	AFUDC Debt	UI	2000000211	9/30/2012	1.33
85000000	AFUDC Debt	UZ	2000000213	9/30/2012	(1.33)
85000000	AFUDC Debt	UI	2000000211	9/30/2012	75.29
85000000	AFUDC Debt	UZ	2000000214	9/30/2012	(75.29)
85000000	AFUDC Debt	UI	2000000211	9/30/2012	118.87
85000000	AFUDC Debt	UZ	2000000214	9/30/2012	(118.87)
85000000	AFUDC Debt	UI	2000000211	9/30/2012	165.31
85000000	AFUDC Debt	UZ	2000000213	9/30/2012	(165.31)
85000000	AFUDC Debt	UI	2000000211	9/30/2012	79.56
85000000	AFUDC Debt	UZ	2000000213	9/30/2012	(79.56)
85000000	AFUDC Debt	UI	2000000212	9/30/2012	101.49
85000000	AFUDC Debt	UZ	2000000213	9/30/2012	(101.49)
85000000	AFUDC Debt	UI	2000000211	9/30/2012	17.13
85000000	AFUDC Debt	UZ	2000000214	9/30/2012	(17.13)
85000000	AFUDC Debt	UI	2000000211	9/30/2012	55.05
85000000	AFUDC Debt	UZ	2000000213	9/30/2012	(55.05)
85000000	AFUDC Debt	UI	2000000211	9/30/2012	3.90
85000000	AFUDC Debt	UZ	2000000213	9/30/2012	(3.90)
85000000	AFUDC Debt	UI	2000000211	9/30/2012	34.33
85000000	AFUDC Debt	UZ	2000000214	9/30/2012	(34.33)
85000000	AFUDC Debt	UI	2000000211	9/30/2012	2,019.33
85000000	AFUDC Debt	UZ	2000000213	9/30/2012	(2,019.33)
85000000	AFUDC Debt	UI	2000000211	9/30/2012	2,480.84
85000000	AFUDC Debt	UZ	2000000214	9/30/2012	(2,480.84)
85000000	AFUDC Debt	UI	2000000211	9/30/2012	17.28
85000000	AFUDC Debt	UZ	2000000214	9/30/2012	(17.28)
85000000	AFUDC Debt	UI	2000000211	9/30/2012	62.53
85000000	AFUDC Debt	UZ	2000000214	9/30/2012	(62.53)
85000000	AFUDC Debt	UI	2000000211	9/30/2012	487.19
85000000	AFUDC Debt	UZ	2000000214	9/30/2012	(487.19)
85000000	AFUDC Debt	UI	2000000211	9/30/2012	9.72
85000000	AFUDC Debt	UZ	2000000214	9/30/2012	(9.72)
85000000	AFUDC Debt	UI	2000000211	9/30/2012	7.26
85000000	AFUDC Debt	UZ	2000000213	9/30/2012	(7.26)
85000000	AFUDC Debt	UI	2000000211	9/30/2012	15.28
85000000	AFUDC Debt	UZ	2000000213	9/30/2012	(15.28)
85000000	AFUDC Debt	UI	2000000211	9/30/2012	1,229.09
85000000	AFUDC Debt	UZ	2000000214	9/30/2012	(1,229.09)
85000000	AFUDC Debt	UI	2000000212	9/30/2012	201.06
85000000	AFUDC Debt	UZ	2000000214	9/30/2012	(201.06)
85000000	AFUDC Debt	UI	2000000212	9/30/2012	7.54
85000000	AFUDC Debt	UZ	2000000213	9/30/2012	(7.54)
85000000	AFUDC Debt	UI	2000000212	9/30/2012	7.62
85000000	AFUDC Debt	UZ	2000000214	9/30/2012	(7.62)
85000000	AFUDC Debt	UI	2000000211	9/30/2012	9.61
85000000	AFUDC Debt	UZ	2000000213	9/30/2012	(9.61)
85000000	AFUDC Debt	UI	2000000212	9/30/2012	0.26
85000000	AFUDC Debt	UZ	2000000213	9/30/2012	(0.26)
85000000	AFUDC Debt	UI	2000000211	9/30/2012	23.24
85000000	AFUDC Debt	UZ	2000000214	9/30/2012	(23.24)
85000000	AFUDC Debt	UI	2000000211	9/30/2012	382.70
85000000	AFUDC Debt	UZ	2000000213	9/30/2012	(382.70)
85000000	AFUDC Debt	UI	2000000211	9/30/2012	2.67
85000000	AFUDC Debt	UZ	2000000214	9/30/2012	(2.67)



Kentucky American Water Company  
Case No. 2012-00520  
Response to PSC DR1, Item 31

Account	Description	Doc Type	Document Number	Posting Date	Amount
85000000	AFUDC Debt	UI	2000000211	9/30/2012	1.33
85000000	AFUDC Debt	UZ	2000000213	9/30/2012	(1.33)
85000000	AFUDC Debt	UI	2000000212	9/30/2012	0.01
85000000	AFUDC Debt	UZ	2000000213	9/30/2012	(0.01)
85000000	AFUDC Debt	UI	2000000211	9/30/2012	2.02
85000000	AFUDC Debt	UZ	2000000213	9/30/2012	(2.02)
85000000	AFUDC Debt	UI	2000000211	9/30/2012	7.78
85000000	AFUDC Debt	UZ	2000000214	9/30/2012	(7.78)
85000000	AFUDC Debt	UI	2000000212	9/30/2012	1.34
85000000	AFUDC Debt	UZ	2000000213	9/30/2012	(1.34)
85000000	AFUDC Debt	UI	2000000211	9/30/2012	12.23
85000000	AFUDC Debt	UZ	2000000213	9/30/2012	(12.23)
85000000	AFUDC Debt	UI	2000000211	9/30/2012	7.03
85000000	AFUDC Debt	UZ	2000000213	9/30/2012	(7.03)
85000000	AFUDC Debt	UI	2000000212	9/30/2012	175.53
85000000	AFUDC Debt	UZ	2000000213	9/30/2012	(175.53)
85000000	AFUDC Debt	UI	2000000212	9/30/2012	29.67
85000000	AFUDC Debt	UZ	2000000214	9/30/2012	(29.67)
85000000	AFUDC Debt	UI	2000000211	9/30/2012	61.67
85000000	AFUDC Debt	UZ	2000000214	9/30/2012	(61.67)
85000000	AFUDC Debt	UI	2000000211	9/30/2012	67.26
85000000	AFUDC Debt	UZ	2000000213	9/30/2012	(67.26)
85000000	AFUDC Debt	UI	2000000211	9/30/2012	199.33
85000000	AFUDC Debt	UZ	2000000213	9/30/2012	(199.33)
85000000	AFUDC Debt	UI	2000000211	9/30/2012	155.53
85000000	AFUDC Debt	UZ	2000000214	9/30/2012	(155.53)
85000000	AFUDC Debt	UI	2000000211	9/30/2012	73.58
85000000	AFUDC Debt	UZ	2000000214	9/30/2012	(73.58)
85000000	AFUDC Debt	UI	2000000211	9/30/2012	0.16
85000000	AFUDC Debt	UZ	2000000214	9/30/2012	(0.16)
85000000	AFUDC Debt	UI	2000000211	9/30/2012	86.40
85000000	AFUDC Debt	UZ	2000000214	9/30/2012	(86.40)
85000000	AFUDC Debt	UI	2000000212	9/30/2012	0.16
85000000	AFUDC Debt	UZ	2000000214	9/30/2012	(0.16)
85000000	AFUDC Debt	UI	2000000211	9/30/2012	127.71
85000000	AFUDC Debt	UZ	2000000214	9/30/2012	(127.71)
85000000	AFUDC Debt	UI	2000000211	9/30/2012	0.02
85000000	AFUDC Debt	UZ	2000000214	9/30/2012	(0.02)
85000000	AFUDC Debt	UI	2000000211	9/30/2012	53.81
85000000	AFUDC Debt	UZ	2000000213	9/30/2012	(53.81)
85000000	AFUDC Debt	UI	2000000211	9/30/2012	0.08
85000000	AFUDC Debt	UZ	2000000214	9/30/2012	(0.08)
85000000	AFUDC Debt	UI	2000000211	9/30/2012	58.81
85000000	AFUDC Debt	UZ	2000000213	9/30/2012	(58.81)
85000000	AFUDC Debt	UI	2000000211	9/30/2012	0.39
85000000	AFUDC Debt	UZ	2000000213	9/30/2012	(0.39)
85000000	AFUDC Debt	UI	2000000211	9/30/2012	54.15
85000000	AFUDC Debt	UZ	2000000213	9/30/2012	(54.15)
85000000	AFUDC Debt	UI	2000000211	9/30/2012	0.46
85000000	AFUDC Debt	UZ	2000000214	9/30/2012	(0.46)
85000000	AFUDC Debt	UI	2000000212	9/30/2012	378.08
85000000	AFUDC Debt	UZ	2000000213	9/30/2012	(378.08)
85000000	AFUDC Debt	UI	2000000211	9/30/2012	236.57
85000000	AFUDC Debt	UZ	2000000213	9/30/2012	(236.57)
85000000	AFUDC Debt	UI	2000000212	9/30/2012	35.22
85000000	AFUDC Debt	UZ	2000000216	9/30/2012	(35.22)
85000000	AFUDC Debt	UI	2000000211	9/30/2012	35.22
85000000	AFUDC Debt	UZ	2000000214	9/30/2012	(35.22)
85000000	AFUDC Debt	UI	2000000211	9/30/2012	312.73
85000000	AFUDC Debt	UZ	2000000214	9/30/2012	(312.73)
85000000	AFUDC Debt	UI	2000000212	9/30/2012	0.11
85000000	AFUDC Debt	UZ	2000000213	9/30/2012	(0.11)
85000000	AFUDC Debt	UI	2000000212	9/30/2012	268.16
85000000	AFUDC Debt	UZ	2000000213	9/30/2012	(268.16)
85000000	AFUDC Debt	UI	2000000211	9/30/2012	52.65
85000000	AFUDC Debt	UZ	2000000214	9/30/2012	(52.65)
85000000	AFUDC Debt	UI	2000000211	9/30/2012	16.45
85000000	AFUDC Debt	UZ	2000000214	9/30/2012	(16.45)
85000000	AFUDC Debt	UI	2000000212	9/30/2012	3.24
85000000	AFUDC Debt	UZ	2000000213	9/30/2012	(3.24)
85000000	AFUDC Debt	UI	2000000211	9/30/2012	3.24
85000000	AFUDC Debt	UZ	2000000214	9/30/2012	(3.24)
85000000	AFUDC Debt	UI	2000000211	9/30/2012	16.45
85000000	AFUDC Debt	UZ	2000000213	9/30/2012	(16.45)
85000000	AFUDC Debt	UI	2000000211	9/30/2012	27.65
85000000	AFUDC Debt	UZ	2000000214	9/30/2012	(27.65)
85000000	AFUDC Debt	UI	2000000211	9/30/2012	27.65

Kentucky American Water Company  
Case No. 2012-00520  
Response to PSC DR1, Item 31

Account	Description	Doc Type	Document Number	Posting Date	Amount
85000000	AFUDC Debt	UZ	2000000214	9/30/2012	(27.65)
85000000	AFUDC Debt	UI	2000000211	9/30/2012	13.19
85000000	AFUDC Debt	UZ	2000000213	9/30/2012	(13.19)
85000000	AFUDC Debt	UI	2000000211	9/30/2012	13.19
85000000	AFUDC Debt	UZ	2000000214	9/30/2012	(13.19)
85000000	AFUDC Debt	UI	2000000211	9/30/2012	2.68
85000000	AFUDC Debt	UZ	2000000214	9/30/2012	(2.68)
85000000	AFUDC Debt	UI	2000000211	9/30/2012	20.69
85000000	AFUDC Debt	UZ	2000000213	9/30/2012	(20.69)
85000000	AFUDC Debt	UI	2000000211	9/30/2012	20.69
85000000	AFUDC Debt	UZ	2000000213	9/30/2012	(20.69)
85000000	AFUDC Debt	UI	2000000211	9/30/2012	157.12
85000000	AFUDC Debt	UZ	2000000213	9/30/2012	(157.12)
85000000	AFUDC Debt	UI	2000000211	9/30/2012	166.25
85000000	AFUDC Debt	UZ	2000000213	9/30/2012	(166.25)
85000000	AFUDC Debt	UI	2000000211	9/30/2012	5.83
85000000	AFUDC Debt	UZ	2000000213	9/30/2012	(5.83)
85000000	AFUDC Debt	UI	2000000211	9/30/2012	5.89
85000000	AFUDC Debt	UZ	2000000214	9/30/2012	(5.89)
85000000	AFUDC Debt	UI	2000000211	9/30/2012	207.89
85000000	AFUDC Debt	UZ	2000000213	9/30/2012	(207.89)
85000000	AFUDC Debt	UI	2000000212	9/30/2012	207.89
85000000	AFUDC Debt	UZ	2000000214	9/30/2012	(207.89)
86021500	Div Decl Com Stk I/C	SA	100001197	9/30/2012	3,322,868.92
86031000	Div Dec Pref Stk	SA	9700000001	9/30/2012	(94,228.75)
88101000	CAP Move-UP	UP	2000000237	9/30/2012	1,304.00
88101000	CAP Move-UP	UP	2000000256	9/30/2012	7,517.97
88101000	CAP Move-UP	UP	2000000256	9/30/2012	10,948.50
88106000	CAP Move-CCNC	UN	2000000210	9/30/2012	290.97
88106000	CAP Move-CCNC	UN	2000000210	9/30/2012	67.15
88106000	CAP Move-CCNC	UN	2000000210	9/30/2012	89.52
88106000	CAP Move-CCNC	UN	2000000210	9/30/2012	(27.70)
88106000	CAP Move-CCNC	UN	2000000210	9/30/2012	(48.48)
88106000	CAP Move-CCNC	UN	2000000210	9/30/2012	(62.33)
88106000	CAP Move-CCNC	UN	2000000249	9/30/2012	(9.39)
88106000	CAP Move-CCNC	UN	2000000249	9/30/2012	(16.40)
88106000	CAP Move-CCNC	UN	2000000249	9/30/2012	(21.09)
88106000	CAP Move-CCNC	UN	2000000210	9/30/2012	73.80
88106000	CAP Move-CCNC	UN	2000000210	9/30/2012	49.20
88106000	CAP Move-CCNC	UN	2000000210	9/30/2012	123.01
88106000	CAP Move-CCNC	UN	2000000197	9/30/2012	86,744.77
88106000	CAP Move-CCNC	UN	2000000197	9/30/2012	2,891.49
88106000	CAP Move-CCNC	UN	2000000197	9/30/2012	6,746.82
88106000	CAP Move-CCNC	UN	2000000210	9/30/2012	606.17
88106000	CAP Move-CCNC	UN	2000000210	9/30/2012	47.15
88106000	CAP Move-CCNC	UN	2000000210	9/30/2012	20.20
88106000	CAP Move-CCNC	UN	2000000249	9/30/2012	1,688.97
88106000	CAP Move-CCNC	UN	2000000249	9/30/2012	50,669.28
88106000	CAP Move-CCNC	UN	2000000249	9/30/2012	3,940.94
88106000	CAP Move-CCNC	UN	2000000197	9/30/2012	10,130.95
88106000	CAP Move-CCNC	UN	2000000197	9/30/2012	8,498.35
88106000	CAP Move-CCNC	UN	2000000210	9/30/2012	140.47
88106000	CAP Move-CCNC	UN	2000000249	9/30/2012	92.21
88106000	CAP Move-CCNC	UN	2000000197	9/30/2012	11,440.63
88106000	CAP Move-CCNC	UN	2000000210	9/30/2012	624.29
88106000	CAP Move-CCNC	UN	2000000249	9/30/2012	(38.32)
88106000	CAP Move-CCNC	UN	2000000197	9/30/2012	14,219.14
88106000	CAP Move-CCNC	UN	2000000210	9/30/2012	53.75
88106000	CAP Move-CCNC	UN	2000000249	9/30/2012	35.43
88106000	CAP Move-CCNC	UN	2000000210	9/30/2012	413.97
88106000	CAP Move-CCNC	UN	2000000249	9/30/2012	280.24
88106000	CAP Move-CCNC	UN	2000000197	9/30/2012	800.25
88106000	CAP Move-CCNC	UN	2000000197	9/30/2012	336.67
88106000	CAP Move-CCNC	UN	2000000197	9/30/2012	800.25
88106000	CAP Move-CCNC	UN	2000000197	9/30/2012	336.70
88106000	CAP Move-CCNC	UN	2000000197	9/30/2012	6,060.41
88106000	CAP Move-CCNC	UN	2000000197	9/30/2012	14,404.50
88106000	CAP Move-CCNC	UN	2000000210	9/30/2012	74.13
88106000	CAP Move-CCNC	UN	2000000210	9/30/2012	74.13
88106000	CAP Move-CCNC	UN	2000000210	9/30/2012	1,334.31
88106000	CAP Move-CCNC	UN	2000000249	9/30/2012	68.97
88106000	CAP Move-CCNC	UN	2000000249	9/30/2012	3.83
88106000	CAP Move-CCNC	UN	2000000249	9/30/2012	3.83
88106000	CAP Move-CCNC	UN	2000000197	9/30/2012	14,261.57
88106000	CAP Move-CCNC	UN	2000000210	9/30/2012	(38.94)
88106000	CAP Move-CCNC	UN	2000000249	9/30/2012	(26.07)
88106000	CAP Move-CCNC	UN	2000000197	9/30/2012	15,353.03

Kentucky American Water Company  
Case No. 2012-00520  
Response to PSC DR1, Item 31

Account	Description	Doc Type	Document Number	Posting Date	Amount
88106000	CAP Move-CCNC	UN	2000000210	9/30/2012	(56.04)
88106000	CAP Move-CCNC	UN	2000000249	9/30/2012	9,463.11
88106000	CAP Move-CCNC	UN	2000000202	9/30/2012	1,179,316.14
88106000	CAP Move-CCNC	UN	2000000202	9/30/2012	16,718.68
88106000	CAP Move-CCNC	UN	2000000210	9/30/2012	(7.42)
88106000	CAP Move-CCNC	UN	2000000210	9/30/2012	(523.39)
88106000	CAP Move-CCNC	UN	2000000236	9/30/2012	3,688.08
88106000	CAP Move-CCNC	UN	2000000236	9/30/2012	52.29
88106000	CAP Move-CCNC	UN	2000000249	9/30/2012	1.03
88106000	CAP Move-CCNC	UN	2000000249	9/30/2012	72.45
88106000	CAP Move-CCNC	UN	2000000202	9/30/2012	32,734.49
88106000	CAP Move-CCNC	UN	2000000202	9/30/2012	81,627.61
88106000	CAP Move-CCNC	UN	2000000202	9/30/2012	1,208,316.38
88106000	CAP Move-CCNC	UN	2000000210	9/30/2012	(162.54)
88106000	CAP Move-CCNC	UN	2000000210	9/30/2012	(405.30)
88106000	CAP Move-CCNC	UN	2000000210	9/30/2012	(5,999.57)
88106000	CAP Move-CCNC	UN	2000000236	9/30/2012	3,969.07
88106000	CAP Move-CCNC	UN	2000000236	9/30/2012	107.52
88106000	CAP Move-CCNC	UN	2000000236	9/30/2012	268.13
88106000	CAP Move-CCNC	UN	2000000249	9/30/2012	111,354.91
88106000	CAP Move-CCNC	UN	2000000249	9/30/2012	3,016.73
88106000	CAP Move-CCNC	UN	2000000249	9/30/2012	7,522.56
88106000	CAP Move-CCNC	UN	2000000210	9/30/2012	1.42
88106000	CAP Move-CCNC	UN	2000000210	9/30/2012	5.31
88106000	CAP Move-CCNC	UN	2000000210	9/30/2012	0.35
88106000	CAP Move-CCNC	UN	2000000197	9/30/2012	0.71
88106000	CAP Move-CCNC	UN	2000000197	9/30/2012	69.91
88106000	CAP Move-CCNC	UN	2000000210	9/30/2012	(6.66)
88106000	CAP Move-CCNC	UN	2000000210	9/30/2012	(659.70)
88106000	CAP Move-CCNC	UN	2000000236	9/30/2012	2.37
88106000	CAP Move-CCNC	UN	2000000236	9/30/2012	233.79
88106000	CAP Move-CCNC	UN	2000000249	9/30/2012	(498.52)
88106000	CAP Move-CCNC	UN	2000000249	9/30/2012	(5.03)
88106000	CAP Move-CCNC	UN	2000000259	9/30/2012	1,650.69
88106000	CAP Move-CCNC	UN	2000000259	9/30/2012	16.67
88106000	CAP Move-CCNC	UN	2000000236	9/30/2012	5.91
88106000	CAP Move-CCNC	UN	2000000263	9/30/2012	3.88
88106000	CAP Move-CCNC	UN	2000000236	9/30/2012	0.72
88106000	CAP Move-CCNC	UN	2000000236	9/30/2012	0.72
88106000	CAP Move-CCNC	UN	2000000236	9/30/2012	0.71
88106000	CAP Move-CCNC	UN	2000000263	9/30/2012	0.44
88106000	CAP Move-CCNC	UN	2000000263	9/30/2012	0.44
88106000	CAP Move-CCNC	UN	2000000263	9/30/2012	0.44
88106000	CAP Move-CCNC	UN	2000000236	9/30/2012	6,636.53
88106000	CAP Move-CCNC	UN	2000000263	9/30/2012	5,702.89
88106000	CAP Move-CCNC	UN	2000000236	9/30/2012	2,595.22
88106000	CAP Move-CCNC	UN	2000000236	9/30/2012	1,297.61
88106000	CAP Move-CCNC	UN	2000000263	9/30/2012	154.92
88106000	CAP Move-CCNC	UN	2000000263	9/30/2012	77.46
88106000	CAP Move-CCNC	UN	2000000236	9/30/2012	864.73
88106000	CAP Move-CCNC	UN	2000000263	9/30/2012	203.88
88106000	CAP Move-CCNC	UN	2000000263	9/30/2012	1,229.00
88106000	CAP Move-CCNC	UN	2000000236	9/30/2012	560.94
88106000	CAP Move-CCNC	UN	2000000236	9/30/2012	2,741.55
88106000	CAP Move-CCNC	UN	2000000236	9/30/2012	551.07
88106000	CAP Move-CCNC	UN	2000000263	9/30/2012	6,485.79
88106000	CAP Move-CCNC	UN	2000000263	9/30/2012	1,303.69
88106000	CAP Move-CCNC	UN	2000000236	9/30/2012	611.73
88106000	CAP Move-CCNC	UN	2000000263	9/30/2012	39.16
88106000	CAP Move-CCNC	UN	2000000236	9/30/2012	34.86
88106000	CAP Move-CCNC	UN	2000000236	9/30/2012	34.86
88106000	CAP Move-CCNC	UN	2000000263	9/30/2012	10,173.21
88106000	CAP Move-CCNC	UN	2000000263	9/30/2012	10,173.19
88106000	CAP Move-CCNC	UN	2000000236	9/30/2012	2,910.23
88106000	CAP Move-CCNC	UN	2000000236	9/30/2012	1,827.90
88106000	CAP Move-CCNC	UN	2000000236	9/30/2012	905.42
88106000	CAP Move-CCNC	UN	2000000236	9/30/2012	2,716.26
88106000	CAP Move-CCNC	UN	2000000236	9/30/2012	42,784.52
88106000	CAP Move-CCNC	UN	2000000263	9/30/2012	169.16
88106000	CAP Move-CCNC	UN	2000000236	9/30/2012	(17.78)
88106000	CAP Move-CCNC	UN	2000000236	9/30/2012	(17.77)
88106000	CAP Move-CCNC	UN	2000000236	9/30/2012	(17.77)
88106000	CAP Move-CCNC	UN	2000000236	9/30/2012	(17.77)
88106000	CAP Move-CCNC	UN	2000000236	9/30/2012	(17.77)
88106000	CAP Move-CCNC	UN	2000000263	9/30/2012	(11.59)
88106000	CAP Move-CCNC	UN	2000000263	9/30/2012	(11.57)
88106000	CAP Move-CCNC	UN	2000000263	9/30/2012	(11.59)

Kentucky American Water Company  
Case No. 2012-00520  
Response to PSC DR1, Item 31

Account	Description	Doc Type	Document Number	Posting Date	Amount
88106000	CAP Move-CCNC	UN	2000000263	9/30/2012	(11.59)
88106000	CAP Move-CCNC	UN	2000000263	9/30/2012	(11.59)
88106000	CAP Move-CCNC	UN	2000000236	9/30/2012	4,796.74
88106000	CAP Move-CCNC	UN	2000000263	9/30/2012	2,920.65
88106000	CAP Move-CCNC	UN	2000000236	9/30/2012	1,118.43
88106000	CAP Move-CCNC	UN	2000000236	9/30/2012	576.73
88106000	CAP Move-CCNC	UN	2000000236	9/30/2012	878.79
88106000	CAP Move-CCNC	UN	2000000236	9/30/2012	111.85
88106000	CAP Move-CCNC	UN	2000000263	9/30/2012	27,034.09
88106000	CAP Move-CCNC	UN	2000000236	9/30/2012	12,243.78
88106000	CAP Move-CCNC	UN	2000000263	9/30/2012	90.23
88106000	CAP Move-CCNC	UN	2000000236	9/30/2012	454.80
88106000	CAP Move-CCNC	UN	2000000236	9/30/2012	454.80
88106000	CAP Move-CCNC	UN	2000000236	9/30/2012	454.79
88106000	CAP Move-CCNC	UN	2000000236	9/30/2012	454.80
88106000	CAP Move-CCNC	UN	2000000263	9/30/2012	43.50
88106000	CAP Move-CCNC	UN	2000000236	9/30/2012	5,846.07
88106000	CAP Move-CCNC	UN	2000000263	9/30/2012	471.85
88106000	CAP Move-CCNC	UN	2000000236	9/30/2012	118.62
88106000	CAP Move-CCNC	UN	2000000236	9/30/2012	59.31
88106000	CAP Move-CCNC	UN	2000000263	9/30/2012	111.36
88106000	CAP Move-CCNC	UN	2000000263	9/30/2012	55.68
88106000	CAP Move-CCNC	UN	2000000236	9/30/2012	14.18
88106000	CAP Move-CCNC	UN	2000000236	9/30/2012	42.38
88106000	CAP Move-CCNC	UN	2000000236	9/30/2012	(52.72)
88106000	CAP Move-CCNC	UN	2000000263	9/30/2012	(54.51)
88106000	CAP Move-CCNC	UN	2000000236	9/30/2012	423.80
88106000	CAP Move-CCNC	UN	2000000236	9/30/2012	525.51
88106000	CAP Move-CCNC	UN	2000000236	9/30/2012	15,061.56
88106000	CAP Move-CCNC	UN	2000000236	9/30/2012	15,061.55
88106000	CAP Move-CCNC	UN	2000000263	9/30/2012	70.93
88106000	CAP Move-CCNC	UN	2000000263	9/30/2012	70.94
88106000	CAP Move-CCNC	UN	2000000236	9/30/2012	410.59
88106000	CAP Move-CCNC	UN	2000000236	9/30/2012	410.58
88106000	CAP Move-CCNC	UN	2000000263	9/30/2012	224.99
88106000	CAP Move-CCNC	UN	2000000263	9/30/2012	224.99
88106000	CAP Move-CCNC	UN	2000000236	9/30/2012	(24.61)
88106000	CAP Move-CCNC	UN	2000000263	9/30/2012	(15.39)
88106000	CAP Move-CCNC	UN	2000000197	9/30/2012	(2,418.62)
88106000	CAP Move-CCNC	UN	2000000210	9/30/2012	2,785.67
88106000	CAP Move-CCNC	UN	2000000249	9/30/2012	98.08
88106000	CAP Move-CCNC	UN	2000000197	9/30/2012	38,515.50
88106000	CAP Move-CCNC	UN	2000000210	9/30/2012	2,511.21
88106000	CAP Move-CCNC	UN	2000000210	9/30/2012	287.17
88106000	CAP Move-CCNC	UN	2000000210	9/30/2012	259.17
88106000	CAP Move-CCNC	UN	2000000249	9/30/2012	30,000.00
88106000	CAP Move-CCNC	UN	2000000259	9/30/2012	4,660.40
88106000	CAP Move-CCNC	UN	2000000259	9/30/2012	18,983.45
88106000	CAP Move-CCNC	UN	2000000197	9/30/2012	(80.61)
88106000	CAP Move-CCNC	UN	2000000210	9/30/2012	(5.26)
88106000	CAP Move-CCNC	UN	2000000263	9/30/2012	3,745.36
88106000	CAP Move-CCNC	UN	2000000236	9/30/2012	13.53
88106000	CAP Move-CCNC	UN	2000000263	9/30/2012	5.91
88106000	CAP Move-CCNC	UN	2000000236	9/30/2012	1.00
88106000	CAP Move-CCNC	UN	2000000236	9/30/2012	8.54
88106000	CAP Move-CCNC	UN	2000000236	9/30/2012	8.42
88106000	CAP Move-CCNC	UN	2000000263	9/30/2012	0.33
88106000	CAP Move-CCNC	UN	2000000263	9/30/2012	2.77
88106000	CAP Move-CCNC	UN	2000000263	9/30/2012	2.81
88106000	CAP Move-CCNC	UN	2000000210	9/30/2012	242.22
88106000	CAP Move-CCNC	UN	2000000249	9/30/2012	151.41
88106000	CAP Move-CCNC	UP	2000000256	9/30/2012	(3,816.40)
88106000	CAP Move-CCNC	UP	2000000256	9/30/2012	(10,948.50)
88106000	CAP Move-CCNC	UN	2000000239	9/30/2012	4,994.85
88106000	CAP Move-CCNC	UN	2000000239	9/30/2012	5,242.99
88106000	CAP Move-CCNC	UN	2000000239	9/30/2012	50.69
88106000	CAP Move-CCNC	UN	2000000239	9/30/2012	423.47
88106000	CAP Move-CCNC	UN	2000000239	9/30/2012	130.41
88106000	CAP Move-CCNC	UN	2000000239	9/30/2012	1,766.76
88106000	CAP Move-CCNC	UN	2000000239	9/30/2012	5,170.51
88106000	CAP Move-CCNC	UN	2000000239	9/30/2012	(745.23)
88106000	CAP Move-CCNC	UN	2000000239	9/30/2012	(535.08)
88106000	CAP Move-CCNC	UN	2000000239	9/30/2012	(537.53)
88106000	CAP Move-CCNC	UN	2000000239	9/30/2012	1,454.65
88106000	CAP Move-CCNC	UN	2000000239	9/30/2012	1,194.65
88106000	CAP Move-CCNC	UN	2000000239	9/30/2012	(21.78)
88106000	CAP Move-CCNC	UN	2000000239	9/30/2012	(21.78)

Kentucky American Water Company  
Case No. 2012-00520  
Response to PSC DR1, Item 31

Account	Description	Doc Type	Document Number	Posting Date	Amount
88106000	CAP Move-CCNC	UN	2000000239	9/30/2012	14.67
88106000	CAP Move-CCNC	UN	2000000239	9/30/2012	537.46
88106000	CAP Move-CCNC	UN	2000000239	9/30/2012	(806.63)
88106000	CAP Move-CCNC	UN	2000000239	9/30/2012	(100.06)
88106000	CAP Move-CCNC	UN	2000000239	9/30/2012	786.68
88106000	CAP Move-CCNC	UN	2000000239	9/30/2012	(0.05)
88106000	CAP Move-CCNC	UN	2000000239	9/30/2012	265.09
88106000	CAP Move-CCNC	UN	2000000239	9/30/2012	(38.34)
88106000	CAP Move-CCNC	UN	2000000239	9/30/2012	104.24
88106000	CAP Move-CCNC	UN	2000000239	9/30/2012	(3.80)
88106000	CAP Move-CCNC	UN	2000000239	9/30/2012	(476.71)
88106000	CAP Move-CCNC	UN	2000000239	9/30/2012	290.73
88106000	CAP Move-CCNC	UN	2000000239	9/30/2012	547.90
88106000	CAP Move-CCNC	UN	2000000239	9/30/2012	215.45
88106000	CAP Move-CCNC	UN	2000000239	9/30/2012	215.65
88106000	CAP Move-CCNC	UN	2000000239	9/30/2012	216.38
88106000	CAP Move-CCNC	UN	2000000239	9/30/2012	(229.50)
88106000	CAP Move-CCNC	UN	2000000239	9/30/2012	(521.08)
88106000	CAP Move-CCNC	UN	2000000239	9/30/2012	(4,930.97)
88106000	CAP Move-CCNC	UN	2000000239	9/30/2012	106.89
88106000	CAP Move-CCNC	UN	2000000239	9/30/2012	156.99
88106000	CAP Move-CCNC	UN	2000000239	9/30/2012	143.92
88106000	CAP Move-CCNC	UN	2000000239	9/30/2012	397.48
88106000	CAP Move-CCNC	UN	2000000239	9/30/2012	381.10
88106000	CAP Move-CCNC	UN	2000000239	9/30/2012	395.10
88106000	CAP Move-CCNC	UN	2000000239	9/30/2012	(50.28)
88106000	CAP Move-CCNC	UN	2000000239	9/30/2012	(49.91)
88106000	CAP Move-CCNC	UN	2000000239	9/30/2012	(22.62)
88106000	CAP Move-CCNC	UN	2000000239	9/30/2012	1,325.81
88106000	CAP Move-CCNC	UN	2000000239	9/30/2012	1,305.91
88106000	CAP Move-CCNC	UN	2000000239	9/30/2012	902.07
88106000	CAP Move-CCNC	UN	2000000239	9/30/2012	(0.06)
88106000	CAP Move-CCNC	UN	2000000239	9/30/2012	6.62
88106000	CAP Move-CCNC	UN	2000000239	9/30/2012	1,711.30
88106000	CAP Move-CCNC	UN	2000000239	9/30/2012	851.86
88106000	CAP Move-CCNC	UN	2000000239	9/30/2012	99.11
88106000	CAP Move-CCNC	UN	2000000239	9/30/2012	(30.75)
88106000	CAP Move-CCNC	UN	2000000239	9/30/2012	516.09
88106000	CAP Move-CCNC	UN	2000000239	9/30/2012	(45.85)
88106000	CAP Move-CCNC	UN	2000000239	9/30/2012	477.83
88106000	CAP Move-CCNC	UN	2000000239	9/30/2012	2.51
88106000	CAP Move-CCNC	UN	2000000239	9/30/2012	1,828.36
88106000	CAP Move-CCNC	UN	2000000239	9/30/2012	1,828.36
88106000	CAP Move-CCNC	UN	2000000239	9/30/2012	1,828.36
88106000	CAP Move-CCNC	UN	2000000239	9/30/2012	1.54
88106000	CAP Move-CCNC	UN	2000000239	9/30/2012	(0.85)
88106000	CAP Move-CCNC	UN	2000000239	9/30/2012	(1.10)
88106000	CAP Move-CCNC	UN	2000000239	9/30/2012	(0.64)
88106000	CAP Move-CCNC	UN	2000000239	9/30/2012	(0.64)
88106000	CAP Move-CCNC	UN	2000000239	9/30/2012	(0.64)
88106000	CAP Move-CCNC	UN	2000000239	9/30/2012	16.79
88106000	CAP Move-CCNC	UN	2000000239	9/30/2012	(21.79)
88106000	CAP Move-CCNC	UN	2000000239	9/30/2012	(0.31)
88106000	CAP Move-CCNC	UN	2000000239	9/30/2012	620.63
88106000	CAP Move-CCNC	UN	2000000239	9/30/2012	(1.78)
88106000	CAP Move-CCNC	UN	2000000239	9/30/2012	247.42
88106000	CAP Move-CCNC	UN	2000000239	9/30/2012	247.42
88106000	CAP Move-CCNC	UN	2000000239	9/30/2012	247.42
88106000	CAP Move-CCNC	UN	2000000239	9/30/2012	558.63
88106000	CAP Move-CCNC	UN	2000000239	9/30/2012	1,554.16
88106000	CAP Move-CCNC	UN	2000000239	9/30/2012	459.58
88106000	CAP Move-CCNC	UN	2000000239	9/30/2012	1,174.87
88106000	CAP Move-CCNC	UN	2000000239	9/30/2012	355.24
88106000	CAP Move-CCNC	UN	2000000239	9/30/2012	932.33
88106000	CAP Move-CCNC	UN	2000000239	9/30/2012	932.31
88106000	CAP Move-CCNC	UN	2000000239	9/30/2012	932.07
88106000	CAP Move-CCNC	UN	2000000239	9/30/2012	6,230.67
88106000	CAP Move-CCNC	UN	2000000239	9/30/2012	11,557.84
88106000	CAP Move-CCNC	UN	2000000239	9/30/2012	13,419.36
88106000	CAP Move-CCNC	UN	2000000239	9/30/2012	880.45
88106000	CAP Move-CCNC	UN	2000000239	9/30/2012	871.69
88106000	CAP Move-CCNC	UN	2000000239	9/30/2012	302.70
88106000	CAP Move-CCNC	UN	2000000239	9/30/2012	37.64
88106000	CAP Move-CCNC	UN	2000000239	9/30/2012	(289.32)
88106000	CAP Move-CCNC	UN	2000000239	9/30/2012	3,824.82
88106000	CAP Move-CCNC	UN	2000000239	9/30/2012	2,197.70
88106000	CAP Move-CCNC	UN	2000000239	9/30/2012	4,290.27

Kentucky American Water Company  
Case No. 2012-00520  
Response to PSC DR1, Item 31

Account	Description	Doc Type	Document Number	Posting Date	Amount
88106000	CAP Move-CCNC	UN	2000000239	9/30/2012	1,510.01
88106000	CAP Move-CCNC	UN	2000000239	9/30/2012	2,103.97
88106000	CAP Move-CCNC	UN	2000000239	9/30/2012	2,393.69
88106000	CAP Move-CCNC	UN	2000000239	9/30/2012	2,105.18
88106000	CAP Move-CCNC	UN	2000000239	9/30/2012	193.75
88106000	CAP Move-CCNC	UN	2000000239	9/30/2012	(652.90)
88106000	CAP Move-CCNC	UN	2000000239	9/30/2012	(52.03)
88106000	CAP Move-CCNC	UN	2000000239	9/30/2012	394.63
88106000	CAP Move-CCNC	UN	2000000239	9/30/2012	203.17
88106000	CAP Move-CCNC	UN	2000000239	9/30/2012	283.98
88106000	CAP Move-CCNC	UN	2000000239	9/30/2012	2,556.88
88106000	CAP Move-CCNC	UN	2000000239	9/30/2012	340.17
88106000	CAP Move-CCNC	UN	2000000239	9/30/2012	1,498.21
88106000	CAP Move-CCNC	UN	2000000239	9/30/2012	1,303.94
88106000	CAP Move-CCNC	UN	2000000239	9/30/2012	274.17
88106000	CAP Move-CCNC	UN	2000000239	9/30/2012	(4.74)
88106000	CAP Move-CCNC	UN	2000000239	9/30/2012	274.11
88106000	CAP Move-CCNC	UN	2000000239	9/30/2012	24,694.49
88106000	CAP Move-CCNC	UN	2000000239	9/30/2012	10,606.91
88106000	CAP Move-CCNC	UN	2000000239	9/30/2012	22,255.29
88106000	CAP Move-CCNC	UN	2000000239	9/30/2012	(10.11)
88106000	CAP Move-CCNC	UN	2000000239	9/30/2012	(10.11)
88106000	CAP Move-CCNC	UN	2000000239	9/30/2012	(10.11)
88107000	CAP Move-CWIP	UZ	2000000204	9/30/2012	2,097.55
88107000	CAP Move-CWIP	UZ	2000000204	9/30/2012	(23.24)
88107000	CAP Move-CWIP	UZ	2000000247	9/30/2012	1.96
88107000	CAP Move-CWIP	UZ	2000000247	9/30/2012	(5.10)
88107000	CAP Move-CWIP	UZ	2000000247	9/30/2012	(11.03)
88107000	CAP Move-CWIP	UZ	2000000247	9/30/2012	(1.45)
88107000	CAP Move-CWIP	UZ	2000000204	9/30/2012	447.64
88107000	CAP Move-CWIP	UN	2000000210	9/30/2012	(447.64)
88107000	CAP Move-CWIP	UZ	2000000204	9/30/2012	(138.51)
88107000	CAP Move-CWIP	UN	2000000210	9/30/2012	138.51
88107000	CAP Move-CWIP	UZ	2000000247	9/30/2012	(4.35)
88107000	CAP Move-CWIP	UZ	2000000247	9/30/2012	5.88
88107000	CAP Move-CWIP	UZ	2000000247	9/30/2012	(33.12)
88107000	CAP Move-CWIP	UZ	2000000247	9/30/2012	(15.29)
88107000	CAP Move-CWIP	UN	2000000249	9/30/2012	46.88
88107000	CAP Move-CWIP	UZ	2000000204	9/30/2012	246.01
88107000	CAP Move-CWIP	UN	2000000210	9/30/2012	(246.01)
88107000	CAP Move-CWIP	UN	2000000197	9/30/2012	(96,383.08)
88107000	CAP Move-CWIP	UZ	2000000204	9/30/2012	673.52
88107000	CAP Move-CWIP	UN	2000000210	9/30/2012	(673.52)
88107000	CAP Move-CWIP	UZ	2000000242	9/30/2012	55,055.00
88107000	CAP Move-CWIP	UZ	2000000244	9/30/2012	805.00
88107000	CAP Move-CWIP	UZ	2000000247	9/30/2012	(55.11)
88107000	CAP Move-CWIP	UZ	2000000247	9/30/2012	310.26
88107000	CAP Move-CWIP	UZ	2000000247	9/30/2012	40.78
88107000	CAP Move-CWIP	UZ	2000000247	9/30/2012	143.26
88107000	CAP Move-CWIP	UN	2000000249	9/30/2012	(56,299.19)
88107000	CAP Move-CWIP	UN	2000000197	9/30/2012	(10,130.95)
88107000	CAP Move-CWIP	UN	2000000197	9/30/2012	(8,498.35)
88107000	CAP Move-CWIP	UZ	2000000204	9/30/2012	140.47
88107000	CAP Move-CWIP	UN	2000000210	9/30/2012	(140.47)
88107000	CAP Move-CWIP	UZ	2000000247	9/30/2012	(11.57)
88107000	CAP Move-CWIP	UZ	2000000247	9/30/2012	65.14
88107000	CAP Move-CWIP	UZ	2000000247	9/30/2012	8.56
88107000	CAP Move-CWIP	UZ	2000000247	9/30/2012	30.08
88107000	CAP Move-CWIP	UN	2000000249	9/30/2012	(92.21)
88107000	CAP Move-CWIP	UN	2000000197	9/30/2012	(11,440.63)
88107000	CAP Move-CWIP	UZ	2000000204	9/30/2012	621.58
88107000	CAP Move-CWIP	UZ	2000000204	9/30/2012	2.71
88107000	CAP Move-CWIP	UN	2000000210	9/30/2012	(624.29)
88107000	CAP Move-CWIP	UZ	2000000247	9/30/2012	(12.50)
88107000	CAP Move-CWIP	UZ	2000000247	9/30/2012	(3.56)
88107000	CAP Move-CWIP	UZ	2000000247	9/30/2012	4.81
88107000	CAP Move-CWIP	UZ	2000000247	9/30/2012	(27.07)
88107000	CAP Move-CWIP	UN	2000000249	9/30/2012	38.32
88107000	CAP Move-CWIP	UN	2000000197	9/30/2012	(14,219.14)
88107000	CAP Move-CWIP	UZ	2000000204	9/30/2012	53.75
88107000	CAP Move-CWIP	UN	2000000210	9/30/2012	(53.75)
88107000	CAP Move-CWIP	UZ	2000000247	9/30/2012	3.29
88107000	CAP Move-CWIP	UZ	2000000247	9/30/2012	11.56
88107000	CAP Move-CWIP	UZ	2000000247	9/30/2012	25.03
88107000	CAP Move-CWIP	UZ	2000000247	9/30/2012	(4.45)
88107000	CAP Move-CWIP	UN	2000000249	9/30/2012	(35.43)
88107000	CAP Move-CWIP	UZ	2000000204	9/30/2012	115.49

Kentucky American Water Company  
Case No. 2012-00520  
Response to PSC DR1, Item 31

Account	Description	Doc Type	Document Number	Posting Date	Amount
88107000	CAP Move-CWIP	UZ	2000000247	9/30/2012	7.69
88107000	CAP Move-CWIP	UZ	2000000247	9/30/2012	58.53
88107000	CAP Move-CWIP	UZ	2000000247	9/30/2012	27.03
88107000	CAP Move-CWIP	UZ	2000000247	9/30/2012	(10.40)
88107000	CAP Move-CWIP	UZ	2000000204	9/30/2012	413.97
88107000	CAP Move-CWIP	UN	2000000210	9/30/2012	(413.97)
88107000	CAP Move-CWIP	UZ	2000000247	9/30/2012	(35.16)
88107000	CAP Move-CWIP	UZ	2000000247	9/30/2012	26.02
88107000	CAP Move-CWIP	UZ	2000000247	9/30/2012	91.41
88107000	CAP Move-CWIP	UZ	2000000247	9/30/2012	197.97
88107000	CAP Move-CWIP	UN	2000000249	9/30/2012	(280.24)
88107000	CAP Move-CWIP	UN	2000000197	9/30/2012	(16,005.00)
88107000	CAP Move-CWIP	UN	2000000197	9/30/2012	(6,733.78)
88107000	CAP Move-CWIP	UZ	2000000204	9/30/2012	439.04
88107000	CAP Move-CWIP	UZ	2000000204	9/30/2012	1,043.53
88107000	CAP Move-CWIP	UN	2000000210	9/30/2012	(1,482.57)
88107000	CAP Move-CWIP	UZ	2000000247	9/30/2012	(9.62)
88107000	CAP Move-CWIP	UZ	2000000247	9/30/2012	7.12
88107000	CAP Move-CWIP	UZ	2000000247	9/30/2012	54.13
88107000	CAP Move-CWIP	UZ	2000000247	9/30/2012	25.00
88107000	CAP Move-CWIP	UN	2000000249	9/30/2012	(76.63)
88107000	CAP Move-CWIP	UN	2000000197	9/30/2012	(14,261.57)
88107000	CAP Move-CWIP	UZ	2000000204	9/30/2012	(38.94)
88107000	CAP Move-CWIP	UN	2000000210	9/30/2012	38.94
88107000	CAP Move-CWIP	UZ	2000000247	9/30/2012	(2.42)
88107000	CAP Move-CWIP	UZ	2000000247	9/30/2012	(8.50)
88107000	CAP Move-CWIP	UZ	2000000247	9/30/2012	3.27
88107000	CAP Move-CWIP	UZ	2000000247	9/30/2012	(18.42)
88107000	CAP Move-CWIP	UN	2000000249	9/30/2012	26.07
88107000	CAP Move-CWIP	UZ	2000000204	9/30/2012	233.59
88107000	CAP Move-CWIP	UZ	2000000247	9/30/2012	(18.86)
88107000	CAP Move-CWIP	UZ	2000000247	9/30/2012	13.95
88107000	CAP Move-CWIP	UZ	2000000247	9/30/2012	49.01
88107000	CAP Move-CWIP	UZ	2000000247	9/30/2012	106.16
88107000	CAP Move-CWIP	UZ	2000000253	9/30/2012	387.41
88107000	CAP Move-CWIP	UZ	2000000204	9/30/2012	627.52
88107000	CAP Move-CWIP	UZ	2000000204	9/30/2012	1,097.32
88107000	CAP Move-CWIP	UZ	2000000247	9/30/2012	53.59
88107000	CAP Move-CWIP	UZ	2000000247	9/30/2012	7.05
88107000	CAP Move-CWIP	UZ	2000000247	9/30/2012	24.75
88107000	CAP Move-CWIP	UZ	2000000247	9/30/2012	(9.52)
88107000	CAP Move-CWIP	UZ	2000000204	9/30/2012	19.25
88107000	CAP Move-CWIP	UZ	2000000247	9/30/2012	(1.73)
88107000	CAP Move-CWIP	UZ	2000000247	9/30/2012	4.50
88107000	CAP Move-CWIP	UZ	2000000247	9/30/2012	1.28
88107000	CAP Move-CWIP	UZ	2000000247	9/30/2012	9.75
88107000	CAP Move-CWIP	UZ	2000000204	9/30/2012	212.55
88107000	CAP Move-CWIP	UZ	2000000247	9/30/2012	(16.76)
88107000	CAP Move-CWIP	UZ	2000000247	9/30/2012	(2.20)
88107000	CAP Move-CWIP	UZ	2000000247	9/30/2012	(7.75)
88107000	CAP Move-CWIP	UZ	2000000247	9/30/2012	2.98
88107000	CAP Move-CWIP	UN	2000000197	9/30/2012	(15,353.03)
88107000	CAP Move-CWIP	UZ	2000000204	9/30/2012	(56.04)
88107000	CAP Move-CWIP	UN	2000000210	9/30/2012	56.04
88107000	CAP Move-CWIP	UZ	2000000242	9/30/2012	9,500.00
88107000	CAP Move-CWIP	UZ	2000000247	9/30/2012	(12.03)
88107000	CAP Move-CWIP	UZ	2000000247	9/30/2012	(26.06)
88107000	CAP Move-CWIP	UZ	2000000247	9/30/2012	4.63
88107000	CAP Move-CWIP	UZ	2000000247	9/30/2012	(3.43)
88107000	CAP Move-CWIP	UN	2000000249	9/30/2012	(9,463.11)
88107000	CAP Move-CWIP	UZ	2000000204	9/30/2012	321.65
88107000	CAP Move-CWIP	UN	2000000202	9/30/2012	(1,196,034.82)
88107000	CAP Move-CWIP	UZ	2000000204	9/30/2012	640.50
88107000	CAP Move-CWIP	UZ	2000000204	9/30/2012	550.06
88107000	CAP Move-CWIP	UZ	2000000204	9/30/2012	(1,721.37)
88107000	CAP Move-CWIP	UN	2000000210	9/30/2012	530.81
88107000	CAP Move-CWIP	UZ	2000000217	9/30/2012	2,116.64
88107000	CAP Move-CWIP	UZ	2000000217	9/30/2012	1,623.73
88107000	CAP Move-CWIP	UN	2000000236	9/30/2012	(3,740.37)
88107000	CAP Move-CWIP	UZ	2000000247	9/30/2012	1.61
88107000	CAP Move-CWIP	UZ	2000000247	9/30/2012	0.46
88107000	CAP Move-CWIP	UZ	2000000247	9/30/2012	6.37
88107000	CAP Move-CWIP	UZ	2000000247	9/30/2012	(0.62)
88107000	CAP Move-CWIP	UZ	2000000247	9/30/2012	48.43
88107000	CAP Move-CWIP	UZ	2000000247	9/30/2012	3.47
88107000	CAP Move-CWIP	UZ	2000000247	9/30/2012	(8.60)
88107000	CAP Move-CWIP	UZ	2000000247	9/30/2012	22.36

Kentucky American Water Company  
Case No. 2012-00520  
Response to PSC DR1, Item 31

Account	Description	Doc Type	Document Number	Posting Date	Amount
88107000	CAP Move-CWIP	UN	2000000249	9/30/2012	(73.48)
88107000	CAP Move-CWIP	UN	2000000202	9/30/2012	(1,322,678.48)
88107000	CAP Move-CWIP	UZ	2000000204	9/30/2012	117.76
88107000	CAP Move-CWIP	UZ	2000000204	9/30/2012	1,470.71
88107000	CAP Move-CWIP	UZ	2000000204	9/30/2012	(464.77)
88107000	CAP Move-CWIP	UZ	2000000204	9/30/2012	(7,691.11)
88107000	CAP Move-CWIP	UN	2000000210	9/30/2012	6,567.41
88107000	CAP Move-CWIP	UZ	2000000218	9/30/2012	1,886.08
88107000	CAP Move-CWIP	UZ	2000000220	9/30/2012	2,458.64
88107000	CAP Move-CWIP	UN	2000000236	9/30/2012	(4,344.72)
88107000	CAP Move-CWIP	UZ	2000000244	9/30/2012	121,806.32
88107000	CAP Move-CWIP	UZ	2000000247	9/30/2012	20.10
88107000	CAP Move-CWIP	UZ	2000000247	9/30/2012	5.72
88107000	CAP Move-CWIP	UZ	2000000247	9/30/2012	18.55
88107000	CAP Move-CWIP	UZ	2000000247	9/30/2012	8.57
88107000	CAP Move-CWIP	UZ	2000000247	9/30/2012	(7.73)
88107000	CAP Move-CWIP	UZ	2000000247	9/30/2012	(3.30)
88107000	CAP Move-CWIP	UZ	2000000247	9/30/2012	2.44
88107000	CAP Move-CWIP	UZ	2000000247	9/30/2012	43.53
88107000	CAP Move-CWIP	UN	2000000249	9/30/2012	(121,894.20)
88107000	CAP Move-CWIP	UZ	2000000204	9/30/2012	(22,078.01)
88107000	CAP Move-CWIP	UZ	2000000207	9/30/2012	22,078.01
88107000	CAP Move-CWIP	UZ	2000000218	9/30/2012	2,691.12
88107000	CAP Move-CWIP	UZ	2000000218	9/30/2012	2,064.42
88107000	CAP Move-CWIP	UZ	2000000242	9/30/2012	338,619.83
88107000	CAP Move-CWIP	UZ	2000000204	9/30/2012	(2,934.00)
88107000	CAP Move-CWIP	UZ	2000000207	9/30/2012	2,934.00
88107000	CAP Move-CWIP	UZ	2000000217	9/30/2012	238.15
88107000	CAP Move-CWIP	UZ	2000000217	9/30/2012	182.69
88107000	CAP Move-CWIP	UZ	2000000217	9/30/2012	436.80
88107000	CAP Move-CWIP	UZ	2000000217	9/30/2012	257.63
88107000	CAP Move-CWIP	UZ	2000000218	9/30/2012	219.07
88107000	CAP Move-CWIP	UZ	2000000218	9/30/2012	4,815.08
88107000	CAP Move-CWIP	UZ	2000000221	9/30/2012	36.32
88107000	CAP Move-CWIP	UZ	2000000229	9/30/2012	40.19
88107000	CAP Move-CWIP	UZ	2000000229	9/30/2012	69.63
88107000	CAP Move-CWIP	UZ	2000000229	9/30/2012	134.60
88107000	CAP Move-CWIP	UZ	2000000229	9/30/2012	279.97
88107000	CAP Move-CWIP	UZ	2000000229	9/30/2012	47.65
88107000	CAP Move-CWIP	UZ	2000000231	9/30/2012	525.30
88107000	CAP Move-CWIP	UZ	2000000231	9/30/2012	(7.64)
88107000	CAP Move-CWIP	UZ	2000000231	9/30/2012	26.77
88107000	CAP Move-CWIP	UZ	2000000231	9/30/2012	(5.44)
88107000	CAP Move-CWIP	UZ	2000000231	9/30/2012	(544.86)
88107000	CAP Move-CWIP	UZ	2000000231	9/30/2012	(102.35)
88107000	CAP Move-CWIP	UZ	2000000231	9/30/2012	243.92
88107000	CAP Move-CWIP	UZ	2000000231	9/30/2012	30.42
88107000	CAP Move-CWIP	UZ	2000000231	9/30/2012	995.82
88107000	CAP Move-CWIP	UZ	2000000242	9/30/2012	45,000.00
88107000	CAP Move-CWIP	UZ	2000000204	9/30/2012	912.25
88107000	CAP Move-CWIP	UZ	2000000204	9/30/2012	999.84
88107000	CAP Move-CWIP	UZ	2000000204	9/30/2012	(539.50)
88107000	CAP Move-CWIP	UZ	2000000207	9/30/2012	539.50
88107000	CAP Move-CWIP	UZ	2000000217	9/30/2012	1,644.03
88107000	CAP Move-CWIP	UZ	2000000217	9/30/2012	1,261.17
88107000	CAP Move-CWIP	UZ	2000000242	9/30/2012	46,259.35
88107000	CAP Move-CWIP	UZ	2000000247	9/30/2012	13.28
88107000	CAP Move-CWIP	UZ	2000000247	9/30/2012	101.06
88107000	CAP Move-CWIP	UZ	2000000247	9/30/2012	(17.95)
88107000	CAP Move-CWIP	UZ	2000000247	9/30/2012	46.66
88107000	CAP Move-CWIP	UZ	2000000242	9/30/2012	24,300.70
88107000	CAP Move-CWIP	UZ	2000000204	9/30/2012	529.75
88107000	CAP Move-CWIP	UZ	2000000204	9/30/2012	2,189.31
88107000	CAP Move-CWIP	UZ	2000000217	9/30/2012	1,701.87
88107000	CAP Move-CWIP	UZ	2000000217	9/30/2012	1,305.54
88107000	CAP Move-CWIP	UZ	2000000252	9/30/2012	161,338.03
88107000	CAP Move-CWIP	UZ	2000000218	9/30/2012	28.31
88107000	CAP Move-CWIP	UZ	2000000218	9/30/2012	36.91
88107000	CAP Move-CWIP	UZ	2000000204	9/30/2012	7.08
88107000	CAP Move-CWIP	UN	2000000210	9/30/2012	(7.08)
88107000	CAP Move-CWIP	UN	2000000197	9/30/2012	(70.62)
88107000	CAP Move-CWIP	UZ	2000000204	9/30/2012	(666.36)
88107000	CAP Move-CWIP	UN	2000000210	9/30/2012	666.36
88107000	CAP Move-CWIP	UZ	2000000217	9/30/2012	102.52
88107000	CAP Move-CWIP	UZ	2000000218	9/30/2012	133.64
88107000	CAP Move-CWIP	UN	2000000236	9/30/2012	(236.16)
88107000	CAP Move-CWIP	UZ	2000000247	9/30/2012	63.19



Kentucky American Water Company  
Case No. 2012-00520  
Response to PSC DR1, Item 31

Account	Description	Doc Type	Document Number	Posting Date	Amount
88107000	CAP Move-CWIP	UZ	2000000247	9/30/2012	(164.26)
88107000	CAP Move-CWIP	UZ	2000000247	9/30/2012	(46.76)
88107000	CAP Move-CWIP	UZ	2000000247	9/30/2012	(355.72)
88107000	CAP Move-CWIP	UN	2000000249	9/30/2012	503.55
88107000	CAP Move-CWIP	UZ	2000000253	9/30/2012	1,667.36
88107000	CAP Move-CWIP	UN	2000000259	9/30/2012	(1,667.36)
88107000	CAP Move-CWIP	UZ	2000000204	9/30/2012	(656.70)
88107000	CAP Move-CWIP	UZ	2000000207	9/30/2012	663.34
88107000	CAP Move-CWIP	UZ	2000000218	9/30/2012	36.59
88107000	CAP Move-CWIP	UZ	2000000218	9/30/2012	28.07
88107000	CAP Move-CWIP	UZ	2000000242	9/30/2012	10,072.11
88107000	CAP Move-CWIP	UZ	2000000204	9/30/2012	(33.27)
88107000	CAP Move-CWIP	UZ	2000000207	9/30/2012	665.42
88107000	CAP Move-CWIP	UZ	2000000218	9/30/2012	1.19
88107000	CAP Move-CWIP	UZ	2000000220	9/30/2012	1.55
88107000	CAP Move-CWIP	UZ	2000000242	9/30/2012	510.29
88107000	CAP Move-CWIP	UZ	2000000204	9/30/2012	(320.96)
88107000	CAP Move-CWIP	UZ	2000000207	9/30/2012	455.58
88107000	CAP Move-CWIP	UZ	2000000217	9/30/2012	21.39
88107000	CAP Move-CWIP	UZ	2000000217	9/30/2012	27.88
88107000	CAP Move-CWIP	UZ	2000000242	9/30/2012	6,917.53
88107000	CAP Move-CWIP	UZ	2000000247	9/30/2012	29.49
88107000	CAP Move-CWIP	UZ	2000000247	9/30/2012	8.40
88107000	CAP Move-CWIP	UZ	2000000247	9/30/2012	63.86
88107000	CAP Move-CWIP	UZ	2000000247	9/30/2012	(11.35)
88107000	CAP Move-CWIP	UZ	2000000204	9/30/2012	(440.95)
88107000	CAP Move-CWIP	UZ	2000000207	9/30/2012	560.49
88107000	CAP Move-CWIP	UZ	2000000218	9/30/2012	24.62
88107000	CAP Move-CWIP	UZ	2000000218	9/30/2012	18.89
88107000	CAP Move-CWIP	UZ	2000000242	9/30/2012	8,510.50
88107000	CAP Move-CWIP	UZ	2000000247	9/30/2012	(9.93)
88107000	CAP Move-CWIP	UZ	2000000247	9/30/2012	25.81
88107000	CAP Move-CWIP	UZ	2000000247	9/30/2012	55.89
88107000	CAP Move-CWIP	UZ	2000000247	9/30/2012	7.35
88107000	CAP Move-CWIP	UZ	2000000204	9/30/2012	(658.76)
88107000	CAP Move-CWIP	UZ	2000000207	9/30/2012	665.42
88107000	CAP Move-CWIP	UZ	2000000217	9/30/2012	14.15
88107000	CAP Move-CWIP	UZ	2000000218	9/30/2012	18.45
88107000	CAP Move-CWIP	UZ	2000000242	9/30/2012	10,103.74
88107000	CAP Move-CWIP	UZ	2000000204	9/30/2012	(514.28)
88107000	CAP Move-CWIP	UZ	2000000207	9/30/2012	560.49
88107000	CAP Move-CWIP	UZ	2000000217	9/30/2012	17.21
88107000	CAP Move-CWIP	UZ	2000000217	9/30/2012	22.44
88107000	CAP Move-CWIP	UZ	2000000242	9/30/2012	8,510.50
88107000	CAP Move-CWIP	UZ	2000000247	9/30/2012	(3.54)
88107000	CAP Move-CWIP	UZ	2000000247	9/30/2012	9.22
88107000	CAP Move-CWIP	UZ	2000000247	9/30/2012	2.62
88107000	CAP Move-CWIP	UZ	2000000247	9/30/2012	19.96
88107000	CAP Move-CWIP	UZ	2000000204	9/30/2012	5.91
88107000	CAP Move-CWIP	UN	2000000236	9/30/2012	(5.91)
88107000	CAP Move-CWIP	UZ	2000000247	9/30/2012	1.27
88107000	CAP Move-CWIP	UZ	2000000247	9/30/2012	0.36
88107000	CAP Move-CWIP	UZ	2000000247	9/30/2012	2.74
88107000	CAP Move-CWIP	UZ	2000000247	9/30/2012	(0.49)
88107000	CAP Move-CWIP	UN	2000000263	9/30/2012	(3.88)
88107000	CAP Move-CWIP	UZ	2000000204	9/30/2012	2.15
88107000	CAP Move-CWIP	UN	2000000236	9/30/2012	(2.15)
88107000	CAP Move-CWIP	UZ	2000000247	9/30/2012	0.93
88107000	CAP Move-CWIP	UZ	2000000247	9/30/2012	0.43
88107000	CAP Move-CWIP	UZ	2000000247	9/30/2012	0.12
88107000	CAP Move-CWIP	UZ	2000000247	9/30/2012	(0.16)
88107000	CAP Move-CWIP	UN	2000000263	9/30/2012	(1.32)
88107000	CAP Move-CWIP	UZ	2000000204	9/30/2012	740.50
88107000	CAP Move-CWIP	UZ	2000000204	9/30/2012	84.76
88107000	CAP Move-CWIP	UZ	2000000207	9/30/2012	183.46
88107000	CAP Move-CWIP	UN	2000000236	9/30/2012	(6,636.53)
88107000	CAP Move-CWIP	UZ	2000000247	9/30/2012	76.90
88107000	CAP Move-CWIP	UZ	2000000247	9/30/2012	(29.58)
88107000	CAP Move-CWIP	UZ	2000000247	9/30/2012	166.55
88107000	CAP Move-CWIP	UZ	2000000247	9/30/2012	21.89
88107000	CAP Move-CWIP	UZ	2000000253	9/30/2012	5,467.13
88107000	CAP Move-CWIP	UN	2000000263	9/30/2012	(5,702.89)
88107000	CAP Move-CWIP	UZ	2000000204	9/30/2012	177.32
88107000	CAP Move-CWIP	UN	2000000236	9/30/2012	(3,892.83)
88107000	CAP Move-CWIP	UZ	2000000247	9/30/2012	(32.22)
88107000	CAP Move-CWIP	UZ	2000000247	9/30/2012	(4.24)
88107000	CAP Move-CWIP	UZ	2000000247	9/30/2012	(14.88)

Kentucky American Water Company  
Case No. 2012-00520  
Response to PSC DR1, Item 31

Account	Description	Doc Type	Document Number	Posting Date	Amount
88107000	CAP Move-CWIP	UZ	2000000247	9/30/2012	5.72
88107000	CAP Move-CWIP	UZ	2000000253	9/30/2012	278.00
88107000	CAP Move-CWIP	UN	2000000263	9/30/2012	(232.38)
88107000	CAP Move-CWIP	UZ	2000000204	9/30/2012	31.03
88107000	CAP Move-CWIP	UZ	2000000204	9/30/2012	357.76
88107000	CAP Move-CWIP	UN	2000000236	9/30/2012	(864.73)
88107000	CAP Move-CWIP	UZ	2000000247	9/30/2012	144.03
88107000	CAP Move-CWIP	UZ	2000000247	9/30/2012	18.93
88107000	CAP Move-CWIP	UZ	2000000247	9/30/2012	66.50
88107000	CAP Move-CWIP	UZ	2000000247	9/30/2012	(25.58)
88107000	CAP Move-CWIP	UN	2000000263	9/30/2012	(203.88)
88107000	CAP Move-CWIP	UZ	2000000253	9/30/2012	1,229.00
88107000	CAP Move-CWIP	UN	2000000263	9/30/2012	(1,229.00)
88107000	CAP Move-CWIP	UZ	2000000204	9/30/2012	34.33
88107000	CAP Move-CWIP	UN	2000000236	9/30/2012	(560.94)
88107000	CAP Move-CWIP	UZ	2000000217	9/30/2012	35.67
88107000	CAP Move-CWIP	UZ	2000000218	9/30/2012	27.36
88107000	CAP Move-CWIP	UZ	2000000204	9/30/2012	58.48
88107000	CAP Move-CWIP	UZ	2000000204	9/30/2012	1,255.83
88107000	CAP Move-CWIP	UZ	2000000207	9/30/2012	41.32
88107000	CAP Move-CWIP	UN	2000000236	9/30/2012	(3,292.62)
88107000	CAP Move-CWIP	UZ	2000000247	9/30/2012	26.80
88107000	CAP Move-CWIP	UZ	2000000247	9/30/2012	94.14
88107000	CAP Move-CWIP	UZ	2000000247	9/30/2012	203.88
88107000	CAP Move-CWIP	UZ	2000000247	9/30/2012	(36.22)
88107000	CAP Move-CWIP	UZ	2000000253	9/30/2012	7,500.88
88107000	CAP Move-CWIP	UN	2000000263	9/30/2012	(7,789.48)
88107000	CAP Move-CWIP	UZ	2000000204	9/30/2012	96.97
88107000	CAP Move-CWIP	UN	2000000236	9/30/2012	(611.73)
88107000	CAP Move-CWIP	UZ	2000000247	9/30/2012	27.66
88107000	CAP Move-CWIP	UZ	2000000247	9/30/2012	12.77
88107000	CAP Move-CWIP	UZ	2000000247	9/30/2012	3.64
88107000	CAP Move-CWIP	UZ	2000000247	9/30/2012	(4.91)
88107000	CAP Move-CWIP	UN	2000000263	9/30/2012	(39.16)
88107000	CAP Move-CWIP	UZ	2000000204	9/30/2012	69.72
88107000	CAP Move-CWIP	UN	2000000236	9/30/2012	(69.72)
88107000	CAP Move-CWIP	UZ	2000000247	9/30/2012	32.57
88107000	CAP Move-CWIP	UZ	2000000247	9/30/2012	15.04
88107000	CAP Move-CWIP	UZ	2000000247	9/30/2012	4.28
88107000	CAP Move-CWIP	UZ	2000000247	9/30/2012	(5.79)
88107000	CAP Move-CWIP	UZ	2000000253	9/30/2012	20,300.30
88107000	CAP Move-CWIP	UN	2000000263	9/30/2012	(20,346.40)
88107000	CAP Move-CWIP	UZ	2000000204	9/30/2012	360.23
88107000	CAP Move-CWIP	UZ	2000000204	9/30/2012	(3,390.40)
88107000	CAP Move-CWIP	UZ	2000000207	9/30/2012	3,390.40
88107000	CAP Move-CWIP	UN	2000000236	9/30/2012	(2,910.23)
88107000	CAP Move-CWIP	UZ	2000000204	9/30/2012	(1,010.60)
88107000	CAP Move-CWIP	UZ	2000000204	9/30/2012	137.90
88107000	CAP Move-CWIP	UZ	2000000207	9/30/2012	1,010.60
88107000	CAP Move-CWIP	UN	2000000236	9/30/2012	(1,827.90)
88107000	CAP Move-CWIP	UZ	2000000204	9/30/2012	55.42
88107000	CAP Move-CWIP	UN	2000000236	9/30/2012	(905.42)
88107000	CAP Move-CWIP	UZ	2000000204	9/30/2012	166.26
88107000	CAP Move-CWIP	UZ	2000000204	9/30/2012	(2,608.00)
88107000	CAP Move-CWIP	UZ	2000000207	9/30/2012	2,608.00
88107000	CAP Move-CWIP	UN	2000000236	9/30/2012	(2,716.26)
88107000	CAP Move-CWIP	UZ	2000000204	9/30/2012	296.27
88107000	CAP Move-CWIP	UZ	2000000204	9/30/2012	5,816.26
88107000	CAP Move-CWIP	UN	2000000236	9/30/2012	(42,784.52)
88107000	CAP Move-CWIP	UZ	2000000247	9/30/2012	119.50
88107000	CAP Move-CWIP	UZ	2000000247	9/30/2012	(21.23)
88107000	CAP Move-CWIP	UZ	2000000247	9/30/2012	55.18
88107000	CAP Move-CWIP	UZ	2000000247	9/30/2012	15.71
88107000	CAP Move-CWIP	UN	2000000263	9/30/2012	(169.16)
88107000	CAP Move-CWIP	UZ	2000000204	9/30/2012	(88.86)
88107000	CAP Move-CWIP	UN	2000000236	9/30/2012	88.86
88107000	CAP Move-CWIP	UZ	2000000247	9/30/2012	7.27
88107000	CAP Move-CWIP	UZ	2000000247	9/30/2012	(5.38)
88107000	CAP Move-CWIP	UZ	2000000247	9/30/2012	(18.90)
88107000	CAP Move-CWIP	UZ	2000000247	9/30/2012	(40.92)
88107000	CAP Move-CWIP	UN	2000000263	9/30/2012	57.93
88107000	CAP Move-CWIP	UZ	2000000204	9/30/2012	1,352.47
88107000	CAP Move-CWIP	UZ	2000000204	9/30/2012	429.48
88107000	CAP Move-CWIP	UZ	2000000207	9/30/2012	74.01
88107000	CAP Move-CWIP	UN	2000000236	9/30/2012	(4,796.74)
88107000	CAP Move-CWIP	UZ	2000000247	9/30/2012	137.41
88107000	CAP Move-CWIP	UZ	2000000247	9/30/2012	(24.41)

Kentucky American Water Company  
Case No. 2012-00520  
Response to PSC DR1, Item 31

Account	Description	Doc Type	Document Number	Posting Date	Amount
88107000	CAP Move-CWIP	UZ	2000000247	9/30/2012	18.06
88107000	CAP Move-CWIP	UZ	2000000247	9/30/2012	63.45
88107000	CAP Move-CWIP	UZ	2000000253	9/30/2012	2,726.14
88107000	CAP Move-CWIP	UN	2000000263	9/30/2012	(2,920.65)
88107000	CAP Move-CWIP	UZ	2000000204	9/30/2012	100.32
88107000	CAP Move-CWIP	UZ	2000000204	9/30/2012	62.32
88107000	CAP Move-CWIP	UN	2000000236	9/30/2012	(1,118.43)
88107000	CAP Move-CWIP	UZ	2000000217	9/30/2012	15.23
88107000	CAP Move-CWIP	UZ	2000000218	9/30/2012	11.68
88107000	CAP Move-CWIP	UZ	2000000217	9/30/2012	2.56
88107000	CAP Move-CWIP	UZ	2000000218	9/30/2012	3.34
88107000	CAP Move-CWIP	UZ	2000000204	9/30/2012	41.73
88107000	CAP Move-CWIP	UN	2000000236	9/30/2012	(576.73)
88107000	CAP Move-CWIP	UZ	2000000204	9/30/2012	53.79
88107000	CAP Move-CWIP	UN	2000000236	9/30/2012	(878.79)
88107000	CAP Move-CWIP	UZ	2000000204	9/30/2012	6.85
88107000	CAP Move-CWIP	UN	2000000236	9/30/2012	(111.85)
88107000	CAP Move-CWIP	UZ	2000000204	9/30/2012	(1,891.06)
88107000	CAP Move-CWIP	UZ	2000000207	9/30/2012	1,891.06
88107000	CAP Move-CWIP	UZ	2000000242	9/30/2012	27,034.09
88107000	CAP Move-CWIP	UN	2000000263	9/30/2012	(27,034.09)
88107000	CAP Move-CWIP	UZ	2000000204	9/30/2012	123.95
88107000	CAP Move-CWIP	UZ	2000000204	9/30/2012	1,444.83
88107000	CAP Move-CWIP	UN	2000000236	9/30/2012	(12,243.78)
88107000	CAP Move-CWIP	UZ	2000000247	9/30/2012	63.74
88107000	CAP Move-CWIP	UZ	2000000247	9/30/2012	29.43
88107000	CAP Move-CWIP	UZ	2000000247	9/30/2012	8.38
88107000	CAP Move-CWIP	UZ	2000000247	9/30/2012	(11.32)
88107000	CAP Move-CWIP	UN	2000000263	9/30/2012	(90.23)
88107000	CAP Move-CWIP	UZ	2000000204	9/30/2012	169.19
88107000	CAP Move-CWIP	UN	2000000236	9/30/2012	(1,819.19)
88107000	CAP Move-CWIP	UZ	2000000253	9/30/2012	43.50
88107000	CAP Move-CWIP	UN	2000000263	9/30/2012	(43.50)
88107000	CAP Move-CWIP	UZ	2000000204	9/30/2012	375.51
88107000	CAP Move-CWIP	UZ	2000000204	9/30/2012	(4,210.48)
88107000	CAP Move-CWIP	UZ	2000000207	9/30/2012	5,583.32
88107000	CAP Move-CWIP	UN	2000000236	9/30/2012	(5,846.07)
88107000	CAP Move-CWIP	UZ	2000000247	9/30/2012	(31.83)
88107000	CAP Move-CWIP	UZ	2000000247	9/30/2012	23.55
88107000	CAP Move-CWIP	UZ	2000000247	9/30/2012	179.19
88107000	CAP Move-CWIP	UZ	2000000247	9/30/2012	82.74
88107000	CAP Move-CWIP	UZ	2000000253	9/30/2012	218.20
88107000	CAP Move-CWIP	UN	2000000263	9/30/2012	(471.85)
88107000	CAP Move-CWIP	UZ	2000000204	9/30/2012	10.89
88107000	CAP Move-CWIP	UN	2000000236	9/30/2012	(177.93)
88107000	CAP Move-CWIP	UZ	2000000253	9/30/2012	167.04
88107000	CAP Move-CWIP	UN	2000000263	9/30/2012	(167.04)
88107000	CAP Move-CWIP	UZ	2000000204	9/30/2012	14.18
88107000	CAP Move-CWIP	UN	2000000236	9/30/2012	(14.18)
88107000	CAP Move-CWIP	UZ	2000000204	9/30/2012	(283.62)
88107000	CAP Move-CWIP	UZ	2000000207	9/30/2012	326.00
88107000	CAP Move-CWIP	UN	2000000236	9/30/2012	(42.38)
88107000	CAP Move-CWIP	UZ	2000000204	9/30/2012	(52.72)
88107000	CAP Move-CWIP	UN	2000000236	9/30/2012	52.72
88107000	CAP Move-CWIP	UZ	2000000247	9/30/2012	(38.51)
88107000	CAP Move-CWIP	UZ	2000000247	9/30/2012	6.84
88107000	CAP Move-CWIP	UZ	2000000247	9/30/2012	(17.78)
88107000	CAP Move-CWIP	UZ	2000000247	9/30/2012	(5.06)
88107000	CAP Move-CWIP	UN	2000000263	9/30/2012	54.51
88107000	CAP Move-CWIP	UZ	2000000204	9/30/2012	(2,836.20)
88107000	CAP Move-CWIP	UZ	2000000207	9/30/2012	3,260.00
88107000	CAP Move-CWIP	UN	2000000236	9/30/2012	(423.80)
88107000	CAP Move-CWIP	UZ	2000000204	9/30/2012	(3,516.89)
88107000	CAP Move-CWIP	UZ	2000000207	9/30/2012	4,042.40
88107000	CAP Move-CWIP	UN	2000000236	9/30/2012	(525.51)
88107000	CAP Move-CWIP	UZ	2000000204	9/30/2012	(2,622.43)
88107000	CAP Move-CWIP	UZ	2000000207	9/30/2012	5,324.39
88107000	CAP Move-CWIP	UN	2000000236	9/30/2012	(30,123.11)
88107000	CAP Move-CWIP	UZ	2000000247	9/30/2012	(17.81)
88107000	CAP Move-CWIP	UZ	2000000247	9/30/2012	13.17
88107000	CAP Move-CWIP	UZ	2000000247	9/30/2012	100.23
88107000	CAP Move-CWIP	UZ	2000000247	9/30/2012	46.28
88107000	CAP Move-CWIP	UN	2000000263	9/30/2012	(141.87)
88107000	CAP Move-CWIP	UZ	2000000204	9/30/2012	821.17
88107000	CAP Move-CWIP	UN	2000000236	9/30/2012	(821.17)
88107000	CAP Move-CWIP	UZ	2000000247	9/30/2012	41.79
88107000	CAP Move-CWIP	UZ	2000000247	9/30/2012	(56.46)

Kentucky American Water Company  
Case No. 2012-00520  
Response to PSC DR1, Item 31

Account	Description	Doc Type	Document Number	Posting Date	Amount
88107000	CAP Move-CWIP	UZ	2000000247	9/30/2012	146.78
88107000	CAP Move-CWIP	UZ	2000000247	9/30/2012	317.87
88107000	CAP Move-CWIP	UN	2000000263	9/30/2012	(449.98)
88107000	CAP Move-CWIP	UZ	2000000204	9/30/2012	(24.61)
88107000	CAP Move-CWIP	UN	2000000236	9/30/2012	24.61
88107000	CAP Move-CWIP	UZ	2000000247	9/30/2012	(1.43)
88107000	CAP Move-CWIP	UZ	2000000247	9/30/2012	(10.87)
88107000	CAP Move-CWIP	UZ	2000000247	9/30/2012	(5.02)
88107000	CAP Move-CWIP	UZ	2000000247	9/30/2012	1.93
88107000	CAP Move-CWIP	UN	2000000263	9/30/2012	15.39
88107000	CAP Move-CWIP	UZ	2000000217	9/30/2012	0.30
88107000	CAP Move-CWIP	UZ	2000000218	9/30/2012	0.39
88107000	CAP Move-CWIP	UN	2000000197	9/30/2012	2,418.62
88107000	CAP Move-CWIP	UZ	2000000204	9/30/2012	2,785.67
88107000	CAP Move-CWIP	UN	2000000210	9/30/2012	(2,785.67)
88107000	CAP Move-CWIP	UZ	2000000247	9/30/2012	9.11
88107000	CAP Move-CWIP	UZ	2000000247	9/30/2012	31.99
88107000	CAP Move-CWIP	UZ	2000000247	9/30/2012	(12.31)
88107000	CAP Move-CWIP	UZ	2000000247	9/30/2012	69.29
88107000	CAP Move-CWIP	UN	2000000249	9/30/2012	(98.08)
88107000	CAP Move-CWIP	UN	2000000197	9/30/2012	(38,515.50)
88107000	CAP Move-CWIP	UZ	2000000204	9/30/2012	2,511.21
88107000	CAP Move-CWIP	UN	2000000210	9/30/2012	(2,511.21)
88107000	CAP Move-CWIP	UZ	2000000204	9/30/2012	13,842.94
88107000	CAP Move-CWIP	UZ	2000000204	9/30/2012	746.54
88107000	CAP Move-CWIP	UZ	2000000218	9/30/2012	295.64
88107000	CAP Move-CWIP	UZ	2000000218	9/30/2012	385.38
88107000	CAP Move-CWIP	UZ	2000000247	9/30/2012	141.84
88107000	CAP Move-CWIP	UZ	2000000247	9/30/2012	307.19
88107000	CAP Move-CWIP	UZ	2000000247	9/30/2012	40.37
88107000	CAP Move-CWIP	UZ	2000000247	9/30/2012	(54.56)
88107000	CAP Move-CWIP	UZ	2000000204	9/30/2012	345.91
88107000	CAP Move-CWIP	UZ	2000000204	9/30/2012	174.85
88107000	CAP Move-CWIP	UZ	2000000218	9/30/2012	48.80
88107000	CAP Move-CWIP	UZ	2000000219	9/30/2012	37.43
88107000	CAP Move-CWIP	UZ	2000000204	9/30/2012	106.51
88107000	CAP Move-CWIP	UZ	2000000204	9/30/2012	2,605.46
88107000	CAP Move-CWIP	UZ	2000000217	9/30/2012	248.33
88107000	CAP Move-CWIP	UZ	2000000218	9/30/2012	190.50
88107000	CAP Move-CWIP	UZ	2000000247	9/30/2012	23.44
88107000	CAP Move-CWIP	UZ	2000000247	9/30/2012	6.67
88107000	CAP Move-CWIP	UZ	2000000247	9/30/2012	50.74
88107000	CAP Move-CWIP	UZ	2000000247	9/30/2012	(9.02)
88107000	CAP Move-CWIP	UZ	2000000204	9/30/2012	(17.70)
88107000	CAP Move-CWIP	UZ	2000000204	9/30/2012	5,459.70
88107000	CAP Move-CWIP	UZ	2000000247	9/30/2012	(3.63)
88107000	CAP Move-CWIP	UZ	2000000247	9/30/2012	(7.87)
88107000	CAP Move-CWIP	UZ	2000000247	9/30/2012	(1.03)
88107000	CAP Move-CWIP	UZ	2000000247	9/30/2012	1.40
88107000	CAP Move-CWIP	UZ	2000000204	9/30/2012	205.09
88107000	CAP Move-CWIP	UZ	2000000204	9/30/2012	723.26
88107000	CAP Move-CWIP	UZ	2000000242	9/30/2012	7,650.00
88107000	CAP Move-CWIP	UZ	2000000204	9/30/2012	(1,016.83)
88107000	CAP Move-CWIP	UZ	2000000207	9/30/2012	1,304.00
88107000	CAP Move-CWIP	UN	2000000210	9/30/2012	(287.17)
88107000	CAP Move-CWIP	UZ	2000000204	9/30/2012	(1,044.83)
88107000	CAP Move-CWIP	UZ	2000000207	9/30/2012	1,304.00
88107000	CAP Move-CWIP	UN	2000000210	9/30/2012	(259.17)
88107000	CAP Move-CWIP	UZ	2000000204	9/30/2012	(1,956.00)
88107000	CAP Move-CWIP	UZ	2000000207	9/30/2012	1,956.00
88107000	CAP Move-CWIP	UZ	2000000242	9/30/2012	30,000.00
88107000	CAP Move-CWIP	UN	2000000249	9/30/2012	(30,000.00)
88107000	CAP Move-CWIP	UN	2000000259	9/30/2012	(23,643.85)
88107000	CAP Move-CWIP	UZ	2000000204	9/30/2012	2,654.44
88107000	CAP Move-CWIP	UZ	2000000204	9/30/2012	158.96
88107000	CAP Move-CWIP	UZ	2000000217	9/30/2012	85.61
88107000	CAP Move-CWIP	UZ	2000000218	9/30/2012	65.67
88107000	CAP Move-CWIP	UZ	2000000204	9/30/2012	3,409.60
88107000	CAP Move-CWIP	UZ	2000000217	9/30/2012	77.99
88107000	CAP Move-CWIP	UZ	2000000217	9/30/2012	101.66
88107000	CAP Move-CWIP	UZ	2000000204	9/30/2012	270.58
88107000	CAP Move-CWIP	UZ	2000000204	9/30/2012	1,409.88
88107000	CAP Move-CWIP	UZ	2000000217	9/30/2012	40.37
88107000	CAP Move-CWIP	UZ	2000000218	9/30/2012	30.97
88107000	CAP Move-CWIP	UZ	2000000207	9/30/2012	1,304.00
88107000	CAP Move-CWIP	UP	2000000237	9/30/2012	(1,304.00)
88107000	CAP Move-CWIP	UZ	2000000217	9/30/2012	5.19

Kentucky American Water Company  
Case No. 2012-00520  
Response to PSC DR1, Item 31

Account	Description	Doc Type	Document Number	Posting Date	Amount
88107000	CAP Move-CWIP	UZ	2000000217	9/30/2012	3.98
88107000	CAP Move-CWIP	UN	2000000197	9/30/2012	80.61
88107000	CAP Move-CWIP	UZ	2000000204	9/30/2012	(5.26)
88107000	CAP Move-CWIP	UN	2000000210	9/30/2012	5.26
88107000	CAP Move-CWIP	UZ	2000000204	9/30/2012	419.76
88107000	CAP Move-CWIP	UZ	2000000204	9/30/2012	864.66
88107000	CAP Move-CWIP	UZ	2000000204	9/30/2012	(6,520.00)
88107000	CAP Move-CWIP	UZ	2000000207	9/30/2012	6,520.00
88107000	CAP Move-CWIP	UZ	2000000217	9/30/2012	1,226.48
88107000	CAP Move-CWIP	UZ	2000000220	9/30/2012	940.86
88107000	CAP Move-CWIP	UZ	2000000242	9/30/2012	50,000.00
88107000	CAP Move-CWIP	UZ	2000000217	9/30/2012	8.91
88107000	CAP Move-CWIP	UZ	2000000218	9/30/2012	11.62
88107000	CAP Move-CWIP	UZ	2000000204	9/30/2012	(613.21)
88107000	CAP Move-CWIP	UZ	2000000207	9/30/2012	619.40
88107000	CAP Move-CWIP	UZ	2000000218	9/30/2012	17.18
88107000	CAP Move-CWIP	UZ	2000000218	9/30/2012	13.18
88107000	CAP Move-CWIP	UZ	2000000242	9/30/2012	9,405.07
88107000	CAP Move-CWIP	UZ	2000000204	9/30/2012	(612.13)
88107000	CAP Move-CWIP	UZ	2000000207	9/30/2012	618.31
88107000	CAP Move-CWIP	UZ	2000000218	9/30/2012	26.70
88107000	CAP Move-CWIP	UZ	2000000218	9/30/2012	20.48
88107000	CAP Move-CWIP	UZ	2000000242	9/30/2012	9,388.47
88107000	CAP Move-CWIP	UZ	2000000204	9/30/2012	(619.40)
88107000	CAP Move-CWIP	UZ	2000000207	9/30/2012	619.40
88107000	CAP Move-CWIP	UZ	2000000217	9/30/2012	17.34
88107000	CAP Move-CWIP	UZ	2000000218	9/30/2012	13.30
88107000	CAP Move-CWIP	UZ	2000000242	9/30/2012	9,500.07
88107000	CAP Move-CWIP	UZ	2000000204	9/30/2012	210.70
88107000	CAP Move-CWIP	UZ	2000000247	9/30/2012	8.56
88107000	CAP Move-CWIP	UZ	2000000247	9/30/2012	30.05
88107000	CAP Move-CWIP	UZ	2000000247	9/30/2012	(11.56)
88107000	CAP Move-CWIP	UZ	2000000247	9/30/2012	65.06
88107000	CAP Move-CWIP	UN	2000000263	9/30/2012	(3,745.36)
88107000	CAP Move-CWIP	UZ	2000000204	9/30/2012	13.53
88107000	CAP Move-CWIP	UN	2000000236	9/30/2012	(13.53)
88107000	CAP Move-CWIP	UZ	2000000247	9/30/2012	(0.74)
88107000	CAP Move-CWIP	UZ	2000000247	9/30/2012	1.93
88107000	CAP Move-CWIP	UZ	2000000247	9/30/2012	0.55
88107000	CAP Move-CWIP	UZ	2000000247	9/30/2012	4.17
88107000	CAP Move-CWIP	UN	2000000263	9/30/2012	(5.91)
88107000	CAP Move-CWIP	UZ	2000000204	9/30/2012	17.96
88107000	CAP Move-CWIP	UN	2000000236	9/30/2012	(17.96)
88107000	CAP Move-CWIP	UZ	2000000247	9/30/2012	4.17
88107000	CAP Move-CWIP	UZ	2000000247	9/30/2012	1.93
88107000	CAP Move-CWIP	UZ	2000000247	9/30/2012	0.55
88107000	CAP Move-CWIP	UZ	2000000247	9/30/2012	(0.74)
88107000	CAP Move-CWIP	UN	2000000263	9/30/2012	(5.91)
88107000	CAP Move-CWIP	UZ	2000000204	9/30/2012	242.22
88107000	CAP Move-CWIP	UN	2000000210	9/30/2012	(242.22)
88107000	CAP Move-CWIP	UZ	2000000247	9/30/2012	49.39
88107000	CAP Move-CWIP	UZ	2000000247	9/30/2012	(19.00)
88107000	CAP Move-CWIP	UZ	2000000247	9/30/2012	14.06
88107000	CAP Move-CWIP	UZ	2000000247	9/30/2012	106.96
88107000	CAP Move-CWIP	UN	2000000249	9/30/2012	(151.41)
88107000	CAP Move-CWIP	UZ	2000000218	9/30/2012	1.33
88107000	CAP Move-CWIP	UZ	2000000220	9/30/2012	1.74
88107000	CAP Move-CWIP	UZ	2000000242	9/30/2012	7,292.22
88107000	CAP Move-CWIP	UP	2000000256	9/30/2012	(7,517.97)
88107000	CAP Move-CWIP	UP	2000000256	9/30/2012	3,816.40
88107000	CAP Move-CWIP	UP	2000000256	9/30/2012	10,948.50
88107000	CAP Move-CWIP	UP	2000000256	9/30/2012	(10,948.50)
88107000	CAP Move-CWIP	UZ	2000000204	9/30/2012	30.79
88107000	CAP Move-CWIP	UZ	2000000204	9/30/2012	31.10
88107000	CAP Move-CWIP	UZ	2000000218	9/30/2012	98.14
88107000	CAP Move-CWIP	UZ	2000000218	9/30/2012	75.29
88107000	CAP Move-CWIP	UZ	2000000217	9/30/2012	110.88
88107000	CAP Move-CWIP	UZ	2000000217	9/30/2012	(1.00)
88107000	CAP Move-CWIP	UZ	2000000218	9/30/2012	14.60
88107000	CAP Move-CWIP	UZ	2000000218	9/30/2012	(1,026.17)
88107000	CAP Move-CWIP	UZ	2000000218	9/30/2012	(1.76)
88107000	CAP Move-CWIP	UZ	2000000218	9/30/2012	5,898.22
88107000	CAP Move-CWIP	UZ	2000000218	9/30/2012	0.08
88107000	CAP Move-CWIP	UN	2000000239	9/30/2012	(4,994.85)
88107000	CAP Move-CWIP	UZ	2000000217	9/30/2012	1.26
88107000	CAP Move-CWIP	UZ	2000000218	9/30/2012	5,898.24
88107000	CAP Move-CWIP	UZ	2000000218	9/30/2012	93.76

Kentucky American Water Company  
Case No. 2012-00520  
Response to PSC DR1, Item 31

Account	Description	Doc Type	Document Number	Posting Date	Amount
88107000	CAP Move-CWIP	UZ	2000000218	9/30/2012	123.09
88107000	CAP Move-CWIP	UZ	2000000218	9/30/2012	(961.97)
88107000	CAP Move-CWIP	UZ	2000000218	9/30/2012	3.16
88107000	CAP Move-CWIP	UZ	2000000218	9/30/2012	7.85
88107000	CAP Move-CWIP	UZ	2000000220	9/30/2012	8.53
88107000	CAP Move-CWIP	UZ	2000000221	9/30/2012	1.44
88107000	CAP Move-CWIP	UZ	2000000229	9/30/2012	1.47
88107000	CAP Move-CWIP	UZ	2000000229	9/30/2012	0.17
88107000	CAP Move-CWIP	UZ	2000000229	9/30/2012	11.92
88107000	CAP Move-CWIP	UZ	2000000229	9/30/2012	1.15
88107000	CAP Move-CWIP	UZ	2000000229	9/30/2012	1.04
88107000	CAP Move-CWIP	UZ	2000000229	9/30/2012	5.67
88107000	CAP Move-CWIP	UZ	2000000229	9/30/2012	28.99
88107000	CAP Move-CWIP	UZ	2000000229	9/30/2012	16.25
88107000	CAP Move-CWIP	UZ	2000000229	9/30/2012	(3.67)
88107000	CAP Move-CWIP	UZ	2000000231	9/30/2012	0.21
88107000	CAP Move-CWIP	UZ	2000000231	9/30/2012	6.70
88107000	CAP Move-CWIP	UZ	2000000231	9/30/2012	2.83
88107000	CAP Move-CWIP	UZ	2000000231	9/30/2012	(5.10)
88107000	CAP Move-CWIP	UN	2000000239	9/30/2012	(5,242.99)
88107000	CAP Move-CWIP	UZ	2000000217	9/30/2012	36.04
88107000	CAP Move-CWIP	UZ	2000000217	9/30/2012	9.39
88107000	CAP Move-CWIP	UZ	2000000217	9/30/2012	0.90
88107000	CAP Move-CWIP	UZ	2000000218	9/30/2012	2.99
88107000	CAP Move-CWIP	UZ	2000000218	9/30/2012	(11.70)
88107000	CAP Move-CWIP	UZ	2000000218	9/30/2012	(0.88)
88107000	CAP Move-CWIP	UZ	2000000220	9/30/2012	14.84
88107000	CAP Move-CWIP	UZ	2000000220	9/30/2012	(0.89)
88107000	CAP Move-CWIP	UN	2000000239	9/30/2012	(50.69)
88107000	CAP Move-CWIP	UZ	2000000217	9/30/2012	(11.70)
88107000	CAP Move-CWIP	UZ	2000000218	9/30/2012	25.14
88107000	CAP Move-CWIP	UZ	2000000218	9/30/2012	(0.88)
88107000	CAP Move-CWIP	UZ	2000000220	9/30/2012	(0.89)
88107000	CAP Move-CWIP	UZ	2000000220	9/30/2012	411.80
88107000	CAP Move-CWIP	UN	2000000239	9/30/2012	(423.47)
88107000	CAP Move-CWIP	UZ	2000000218	9/30/2012	28.87
88107000	CAP Move-CWIP	UZ	2000000218	9/30/2012	101.54
88107000	CAP Move-CWIP	UN	2000000239	9/30/2012	(130.41)
88107000	CAP Move-CWIP	UZ	2000000217	9/30/2012	878.20
88107000	CAP Move-CWIP	UZ	2000000217	9/30/2012	312.52
88107000	CAP Move-CWIP	UZ	2000000218	9/30/2012	4.90
88107000	CAP Move-CWIP	UZ	2000000218	9/30/2012	22.36
88107000	CAP Move-CWIP	UZ	2000000218	9/30/2012	25.10
88107000	CAP Move-CWIP	UZ	2000000218	9/30/2012	364.12
88107000	CAP Move-CWIP	UZ	2000000218	9/30/2012	(47.64)
88107000	CAP Move-CWIP	UZ	2000000221	9/30/2012	16.99
88107000	CAP Move-CWIP	UZ	2000000221	9/30/2012	3.45
88107000	CAP Move-CWIP	UZ	2000000229	9/30/2012	(0.01)
88107000	CAP Move-CWIP	UZ	2000000229	9/30/2012	0.61
88107000	CAP Move-CWIP	UZ	2000000229	9/30/2012	(11.00)
88107000	CAP Move-CWIP	UZ	2000000229	9/30/2012	4.42
88107000	CAP Move-CWIP	UZ	2000000229	9/30/2012	20.13
88107000	CAP Move-CWIP	UZ	2000000229	9/30/2012	48.79
88107000	CAP Move-CWIP	UZ	2000000229	9/30/2012	86.96
88107000	CAP Move-CWIP	UZ	2000000229	9/30/2012	8.47
88107000	CAP Move-CWIP	UZ	2000000231	9/30/2012	(15.31)
88107000	CAP Move-CWIP	UZ	2000000231	9/30/2012	0.50
88107000	CAP Move-CWIP	UZ	2000000231	9/30/2012	35.74
88107000	CAP Move-CWIP	UZ	2000000231	9/30/2012	4.34
88107000	CAP Move-CWIP	UZ	2000000231	9/30/2012	3.12
88107000	CAP Move-CWIP	UN	2000000239	9/30/2012	(1,766.76)
88107000	CAP Move-CWIP	UZ	2000000217	9/30/2012	7.43
88107000	CAP Move-CWIP	UZ	2000000217	9/30/2012	181.18
88107000	CAP Move-CWIP	UZ	2000000217	9/30/2012	25.26
88107000	CAP Move-CWIP	UZ	2000000218	9/30/2012	103.41
88107000	CAP Move-CWIP	UZ	2000000218	9/30/2012	2.59
88107000	CAP Move-CWIP	UZ	2000000218	9/30/2012	5,898.24
88107000	CAP Move-CWIP	UZ	2000000218	9/30/2012	(1,116.67)
88107000	CAP Move-CWIP	UZ	2000000229	9/30/2012	28.99
88107000	CAP Move-CWIP	UZ	2000000229	9/30/2012	6.70
88107000	CAP Move-CWIP	UZ	2000000229	9/30/2012	1.04
88107000	CAP Move-CWIP	UZ	2000000229	9/30/2012	(3.67)
88107000	CAP Move-CWIP	UZ	2000000229	9/30/2012	1.15
88107000	CAP Move-CWIP	UZ	2000000229	9/30/2012	1.47
88107000	CAP Move-CWIP	UZ	2000000229	9/30/2012	16.25
88107000	CAP Move-CWIP	UZ	2000000229	9/30/2012	5.67
88107000	CAP Move-CWIP	UZ	2000000231	9/30/2012	1.44

Kentucky American Water Company  
Case No. 2012-00520  
Response to PSC DR1, Item 31

Account	Description	Doc Type	Document Number	Posting Date	Amount
88107000	CAP Move-CWIP	UZ	2000000231	9/30/2012	11.92
88107000	CAP Move-CWIP	UZ	2000000231	9/30/2012	0.17
88107000	CAP Move-CWIP	UZ	2000000231	9/30/2012	(5.10)
88107000	CAP Move-CWIP	UZ	2000000231	9/30/2012	0.21
88107000	CAP Move-CWIP	UZ	2000000231	9/30/2012	2.83
88107000	CAP Move-CWIP	UN	2000000239	9/30/2012	(5,170.51)
88107000	CAP Move-CWIP	UZ	2000000217	9/30/2012	90.71
88107000	CAP Move-CWIP	UZ	2000000218	9/30/2012	0.36
88107000	CAP Move-CWIP	UZ	2000000218	9/30/2012	(44.22)
88107000	CAP Move-CWIP	UZ	2000000218	9/30/2012	3.18
88107000	CAP Move-CWIP	UZ	2000000218	9/30/2012	7.20
88107000	CAP Move-CWIP	UZ	2000000218	9/30/2012	6.67
88107000	CAP Move-CWIP	UZ	2000000218	9/30/2012	(878.20)
88107000	CAP Move-CWIP	UZ	2000000221	9/30/2012	0.17
88107000	CAP Move-CWIP	UZ	2000000221	9/30/2012	16.25
88107000	CAP Move-CWIP	UZ	2000000221	9/30/2012	1.47
88107000	CAP Move-CWIP	UZ	2000000229	9/30/2012	2.83
88107000	CAP Move-CWIP	UZ	2000000229	9/30/2012	0.21
88107000	CAP Move-CWIP	UZ	2000000229	9/30/2012	6.70
88107000	CAP Move-CWIP	UZ	2000000229	9/30/2012	5.67
88107000	CAP Move-CWIP	UZ	2000000231	9/30/2012	(3.67)
88107000	CAP Move-CWIP	UZ	2000000231	9/30/2012	1.15
88107000	CAP Move-CWIP	UZ	2000000231	9/30/2012	(5.10)
88107000	CAP Move-CWIP	UZ	2000000231	9/30/2012	1.04
88107000	CAP Move-CWIP	UZ	2000000231	9/30/2012	1.44
88107000	CAP Move-CWIP	UZ	2000000231	9/30/2012	28.99
88107000	CAP Move-CWIP	UZ	2000000231	9/30/2012	11.92
88107000	CAP Move-CWIP	UN	2000000239	9/30/2012	745.23
88107000	CAP Move-CWIP	UZ	2000000217	9/30/2012	3.90
88107000	CAP Move-CWIP	UZ	2000000217	9/30/2012	(56.93)
88107000	CAP Move-CWIP	UZ	2000000217	9/30/2012	4.28
88107000	CAP Move-CWIP	UZ	2000000217	9/30/2012	267.76
88107000	CAP Move-CWIP	UZ	2000000218	9/30/2012	0.36
88107000	CAP Move-CWIP	UZ	2000000218	9/30/2012	52.74
88107000	CAP Move-CWIP	UZ	2000000218	9/30/2012	(878.20)
88107000	CAP Move-CWIP	UZ	2000000218	9/30/2012	1.94
88107000	CAP Move-CWIP	UZ	2000000221	9/30/2012	(3.67)
88107000	CAP Move-CWIP	UZ	2000000228	9/30/2012	(5.10)
88107000	CAP Move-CWIP	UZ	2000000229	9/30/2012	28.99
88107000	CAP Move-CWIP	UZ	2000000229	9/30/2012	1.44
88107000	CAP Move-CWIP	UZ	2000000229	9/30/2012	1.04
88107000	CAP Move-CWIP	UZ	2000000231	9/30/2012	1.47
88107000	CAP Move-CWIP	UZ	2000000231	9/30/2012	11.92
88107000	CAP Move-CWIP	UZ	2000000231	9/30/2012	16.25
88107000	CAP Move-CWIP	UZ	2000000231	9/30/2012	2.83
88107000	CAP Move-CWIP	UZ	2000000231	9/30/2012	0.21
88107000	CAP Move-CWIP	UZ	2000000231	9/30/2012	5.67
88107000	CAP Move-CWIP	UZ	2000000231	9/30/2012	1.15
88107000	CAP Move-CWIP	UZ	2000000231	9/30/2012	0.17
88107000	CAP Move-CWIP	UN	2000000239	9/30/2012	535.08
88107000	CAP Move-CWIP	UZ	2000000217	9/30/2012	(3.70)
88107000	CAP Move-CWIP	UZ	2000000217	9/30/2012	30.19
88107000	CAP Move-CWIP	UZ	2000000217	9/30/2012	(51.80)
88107000	CAP Move-CWIP	UZ	2000000217	9/30/2012	256.44
88107000	CAP Move-CWIP	UZ	2000000217	9/30/2012	0.36
88107000	CAP Move-CWIP	UZ	2000000218	9/30/2012	(46.41)
88107000	CAP Move-CWIP	UZ	2000000218	9/30/2012	10.00
88107000	CAP Move-CWIP	UZ	2000000218	9/30/2012	17.83
88107000	CAP Move-CWIP	UZ	2000000218	9/30/2012	(6.56)
88107000	CAP Move-CWIP	UZ	2000000218	9/30/2012	(878.20)
88107000	CAP Move-CWIP	UZ	2000000220	9/30/2012	(3.83)
88107000	CAP Move-CWIP	UZ	2000000221	9/30/2012	23.84
88107000	CAP Move-CWIP	UZ	2000000221	9/30/2012	2.08
88107000	CAP Move-CWIP	UZ	2000000229	9/30/2012	2.30
88107000	CAP Move-CWIP	UZ	2000000229	9/30/2012	0.34
88107000	CAP Move-CWIP	UZ	2000000229	9/30/2012	32.52
88107000	CAP Move-CWIP	UZ	2000000229	9/30/2012	57.96
88107000	CAP Move-CWIP	UZ	2000000230	9/30/2012	11.33
88107000	CAP Move-CWIP	UZ	2000000231	9/30/2012	(7.33)
88107000	CAP Move-CWIP	UZ	2000000231	9/30/2012	2.95
88107000	CAP Move-CWIP	UZ	2000000231	9/30/2012	5.65
88107000	CAP Move-CWIP	UZ	2000000231	9/30/2012	2.90
88107000	CAP Move-CWIP	UZ	2000000231	9/30/2012	0.39
88107000	CAP Move-CWIP	UZ	2000000231	9/30/2012	(10.21)
88107000	CAP Move-CWIP	UZ	2000000231	9/30/2012	13.43
88107000	CAP Move-CWIP	UN	2000000239	9/30/2012	537.53

Kentucky American Water Company  
Case No. 2012-00520  
Response to PSC DR1, Item 31

Account	Description	Doc Type	Document Number	Posting Date	Amount
88107000	CAP Move-CWIP	UZ	2000000217	9/30/2012	878.20
88107000	CAP Move-CWIP	UZ	2000000217	9/30/2012	267.74
88107000	CAP Move-CWIP	UZ	2000000218	9/30/2012	46.39
88107000	CAP Move-CWIP	UZ	2000000218	9/30/2012	20.43
88107000	CAP Move-CWIP	UZ	2000000218	9/30/2012	7.64
88107000	CAP Move-CWIP	UZ	2000000218	9/30/2012	27.05
88107000	CAP Move-CWIP	UZ	2000000221	9/30/2012	(11.00)
88107000	CAP Move-CWIP	UZ	2000000221	9/30/2012	3.45
88107000	CAP Move-CWIP	UZ	2000000229	9/30/2012	4.34
88107000	CAP Move-CWIP	UZ	2000000229	9/30/2012	4.42
88107000	CAP Move-CWIP	UZ	2000000229	9/30/2012	20.13
88107000	CAP Move-CWIP	UZ	2000000229	9/30/2012	(0.01)
88107000	CAP Move-CWIP	UZ	2000000229	9/30/2012	35.74
88107000	CAP Move-CWIP	UZ	2000000229	9/30/2012	48.79
88107000	CAP Move-CWIP	UZ	2000000229	9/30/2012	0.50
88107000	CAP Move-CWIP	UZ	2000000229	9/30/2012	3.12
88107000	CAP Move-CWIP	UZ	2000000231	9/30/2012	86.96
88107000	CAP Move-CWIP	UZ	2000000231	9/30/2012	(15.31)
88107000	CAP Move-CWIP	UZ	2000000231	9/30/2012	0.61
88107000	CAP Move-CWIP	UZ	2000000231	9/30/2012	16.99
88107000	CAP Move-CWIP	UZ	2000000231	9/30/2012	8.47
88107000	CAP Move-CWIP	UN	2000000239	9/30/2012	(1,454.65)
88107000	CAP Move-CWIP	UZ	2000000217	9/30/2012	(48.10)
88107000	CAP Move-CWIP	UZ	2000000217	9/30/2012	14.54
88107000	CAP Move-CWIP	UZ	2000000218	9/30/2012	9.06
88107000	CAP Move-CWIP	UZ	2000000218	9/30/2012	878.20
88107000	CAP Move-CWIP	UZ	2000000218	9/30/2012	11.79
88107000	CAP Move-CWIP	UZ	2000000218	9/30/2012	191.01
88107000	CAP Move-CWIP	UZ	2000000229	9/30/2012	2.90
88107000	CAP Move-CWIP	UZ	2000000229	9/30/2012	23.84
88107000	CAP Move-CWIP	UZ	2000000229	9/30/2012	13.43
88107000	CAP Move-CWIP	UZ	2000000229	9/30/2012	2.08
88107000	CAP Move-CWIP	UZ	2000000229	9/30/2012	11.33
88107000	CAP Move-CWIP	UZ	2000000229	9/30/2012	0.39
88107000	CAP Move-CWIP	UZ	2000000231	9/30/2012	0.34
88107000	CAP Move-CWIP	UZ	2000000231	9/30/2012	2.30
88107000	CAP Move-CWIP	UZ	2000000231	9/30/2012	32.52
88107000	CAP Move-CWIP	UZ	2000000231	9/30/2012	(10.21)
88107000	CAP Move-CWIP	UZ	2000000231	9/30/2012	5.65
88107000	CAP Move-CWIP	UZ	2000000231	9/30/2012	57.96
88107000	CAP Move-CWIP	UZ	2000000231	9/30/2012	(7.33)
88107000	CAP Move-CWIP	UZ	2000000231	9/30/2012	2.95
88107000	CAP Move-CWIP	UN	2000000239	9/30/2012	(1,194.65)
88107000	CAP Move-CWIP	UZ	2000000217	9/30/2012	(3.63)
88107000	CAP Move-CWIP	UZ	2000000217	9/30/2012	39.02
88107000	CAP Move-CWIP	UZ	2000000217	9/30/2012	154.95
88107000	CAP Move-CWIP	UZ	2000000217	9/30/2012	46.15
88107000	CAP Move-CWIP	UZ	2000000217	9/30/2012	105.88
88107000	CAP Move-CWIP	UZ	2000000217	9/30/2012	878.20
88107000	CAP Move-CWIP	UZ	2000000217	9/30/2012	(5.43)
88107000	CAP Move-CWIP	UZ	2000000218	9/30/2012	(69.18)
88107000	CAP Move-CWIP	UZ	2000000218	9/30/2012	6.89
88107000	CAP Move-CWIP	UZ	2000000218	9/30/2012	759.27
88107000	CAP Move-CWIP	UZ	2000000218	9/30/2012	(11.87)
88107000	CAP Move-CWIP	UZ	2000000220	9/30/2012	118.87
88107000	CAP Move-CWIP	UZ	2000000220	9/30/2012	(124.76)
88107000	CAP Move-CWIP	UZ	2000000221	9/30/2012	10.14
88107000	CAP Move-CWIP	UZ	2000000221	9/30/2012	83.43
88107000	CAP Move-CWIP	UZ	2000000221	9/30/2012	8.05
88107000	CAP Move-CWIP	UZ	2000000228	9/30/2012	19.79
88107000	CAP Move-CWIP	UZ	2000000229	9/30/2012	7.27
88107000	CAP Move-CWIP	UZ	2000000229	9/30/2012	202.88
88107000	CAP Move-CWIP	UZ	2000000229	9/30/2012	(25.66)
88107000	CAP Move-CWIP	UZ	2000000229	9/30/2012	(35.72)
88107000	CAP Move-CWIP	UZ	2000000231	9/30/2012	1.43
88107000	CAP Move-CWIP	UZ	2000000231	9/30/2012	46.98
88107000	CAP Move-CWIP	UZ	2000000231	9/30/2012	113.82
88107000	CAP Move-CWIP	UZ	2000000231	9/30/2012	1.18
88107000	CAP Move-CWIP	UZ	2000000231	9/30/2012	39.64
88107000	CAP Move-CWIP	UZ	2000000231	9/30/2012	10.32
88107000	CAP Move-CWIP	UZ	2000000231	9/30/2012	(0.02)
88107000	CAP Move-CWIP	UZ	2000000217	9/30/2012	184.54
88107000	CAP Move-CWIP	UZ	2000000217	9/30/2012	2.13
88107000	CAP Move-CWIP	UZ	2000000217	9/30/2012	94.51
88107000	CAP Move-CWIP	UZ	2000000217	9/30/2012	(25.52)
88107000	CAP Move-CWIP	UZ	2000000217	9/30/2012	(162.50)
88107000	CAP Move-CWIP	UZ	2000000218	9/30/2012	(293.56)



Kentucky American Water Company  
Case No. 2012-00520  
Response to PSC DR1, Item 31

Account	Description	Doc Type	Document Number	Posting Date	Amount
88107000	CAP Move-CWIP	UZ	2000000218	9/30/2012	215.50
88107000	CAP Move-CWIP	UZ	2000000218	9/30/2012	(21.19)
88107000	CAP Move-CWIP	UZ	2000000218	9/30/2012	878.20
88107000	CAP Move-CWIP	UZ	2000000218	9/30/2012	(22.34)
88107000	CAP Move-CWIP	UZ	2000000218	9/30/2012	90.35
88107000	CAP Move-CWIP	UZ	2000000219	9/30/2012	165.31
88107000	CAP Move-CWIP	UZ	2000000220	9/30/2012	1,378.24
88107000	CAP Move-CWIP	UZ	2000000221	9/30/2012	67.97
88107000	CAP Move-CWIP	UZ	2000000221	9/30/2012	347.79
88107000	CAP Move-CWIP	UZ	2000000229	9/30/2012	80.56
88107000	CAP Move-CWIP	UZ	2000000229	9/30/2012	(61.23)
88107000	CAP Move-CWIP	UZ	2000000229	9/30/2012	143.02
88107000	CAP Move-CWIP	UZ	2000000229	9/30/2012	33.89
88107000	CAP Move-CWIP	UZ	2000000229	9/30/2012	12.46
88107000	CAP Move-CWIP	UZ	2000000229	9/30/2012	13.80
88107000	CAP Move-CWIP	UZ	2000000229	9/30/2012	(43.99)
88107000	CAP Move-CWIP	UZ	2000000231	9/30/2012	2.44
88107000	CAP Move-CWIP	UZ	2000000231	9/30/2012	17.69
88107000	CAP Move-CWIP	UZ	2000000231	9/30/2012	(0.03)
88107000	CAP Move-CWIP	UZ	2000000231	9/30/2012	195.12
88107000	CAP Move-CWIP	UZ	2000000231	9/30/2012	2.02
88107000	CAP Move-CWIP	UZ	2000000231	9/30/2012	17.38
88107000	CAP Move-CWIP	UZ	2000000217	9/30/2012	103.71
88107000	CAP Move-CWIP	UZ	2000000217	9/30/2012	79.56
88107000	CAP Move-CWIP	UZ	2000000218	9/30/2012	132.30
88107000	CAP Move-CWIP	UZ	2000000218	9/30/2012	101.49
88107000	CAP Move-CWIP	UZ	2000000217	9/30/2012	22.33
88107000	CAP Move-CWIP	UZ	2000000218	9/30/2012	17.13
88107000	CAP Move-CWIP	UZ	2000000217	9/30/2012	2,397.14
88107000	CAP Move-CWIP	UZ	2000000217	9/30/2012	(0.05)
88107000	CAP Move-CWIP	UZ	2000000217	9/30/2012	55.05
88107000	CAP Move-CWIP	UZ	2000000217	9/30/2012	(0.53)
88107000	CAP Move-CWIP	UZ	2000000217	9/30/2012	23.34
88107000	CAP Move-CWIP	UZ	2000000217	9/30/2012	30.49
88107000	CAP Move-CWIP	UZ	2000000217	9/30/2012	71.76
88107000	CAP Move-CWIP	UZ	2000000218	9/30/2012	(878.20)
88107000	CAP Move-CWIP	UZ	2000000218	9/30/2012	411.69
88107000	CAP Move-CWIP	UZ	2000000218	9/30/2012	0.36
88107000	CAP Move-CWIP	UZ	2000000218	9/30/2012	(0.21)
88107000	CAP Move-CWIP	UZ	2000000220	9/30/2012	(48.31)
88107000	CAP Move-CWIP	UZ	2000000220	9/30/2012	(0.03)
88107000	CAP Move-CWIP	UZ	2000000221	9/30/2012	(20.41)
88107000	CAP Move-CWIP	UZ	2000000221	9/30/2012	11.29
88107000	CAP Move-CWIP	UZ	2000000229	9/30/2012	0.67
88107000	CAP Move-CWIP	UZ	2000000229	9/30/2012	26.85
88107000	CAP Move-CWIP	UZ	2000000229	9/30/2012	0.82
88107000	CAP Move-CWIP	UZ	2000000229	9/30/2012	5.80
88107000	CAP Move-CWIP	UZ	2000000229	9/30/2012	22.65
88107000	CAP Move-CWIP	UZ	2000000229	9/30/2012	4.15
88107000	CAP Move-CWIP	UZ	2000000229	9/30/2012	47.67
88107000	CAP Move-CWIP	UZ	2000000231	9/30/2012	5.90
88107000	CAP Move-CWIP	UZ	2000000231	9/30/2012	65.04
88107000	CAP Move-CWIP	UZ	2000000231	9/30/2012	(14.66)
88107000	CAP Move-CWIP	UZ	2000000231	9/30/2012	(0.01)
88107000	CAP Move-CWIP	UZ	2000000231	9/30/2012	4.60
88107000	CAP Move-CWIP	UZ	2000000231	9/30/2012	115.93
88107000	CAP Move-CWIP	UZ	2000000217	9/30/2012	3.90
88107000	CAP Move-CWIP	UZ	2000000218	9/30/2012	5.09
88107000	CAP Move-CWIP	UZ	2000000220	9/30/2012	34.33
88107000	CAP Move-CWIP	UZ	2000000220	9/30/2012	44.75
88107000	CAP Move-CWIP	UZ	2000000217	9/30/2012	2,019.33
88107000	CAP Move-CWIP	UZ	2000000217	9/30/2012	2.52
88107000	CAP Move-CWIP	UZ	2000000217	9/30/2012	2,632.34
88107000	CAP Move-CWIP	UZ	2000000218	9/30/2012	(0.04)
88107000	CAP Move-CWIP	UZ	2000000218	9/30/2012	41.61
88107000	CAP Move-CWIP	UZ	2000000218	9/30/2012	(8,314.86)
88107000	CAP Move-CWIP	UZ	2000000218	9/30/2012	(816.50)
88107000	CAP Move-CWIP	UZ	2000000218	9/30/2012	97.85
88107000	CAP Move-CWIP	UZ	2000000220	9/30/2012	1.78
88107000	CAP Move-CWIP	UZ	2000000220	9/30/2012	10.98
88107000	CAP Move-CWIP	UZ	2000000217	9/30/2012	(0.08)
88107000	CAP Move-CWIP	UZ	2000000217	9/30/2012	2,480.84
88107000	CAP Move-CWIP	UZ	2000000217	9/30/2012	3.60
88107000	CAP Move-CWIP	UZ	2000000217	9/30/2012	0.66
88107000	CAP Move-CWIP	UZ	2000000218	9/30/2012	3,233.96
88107000	CAP Move-CWIP	UZ	2000000218	9/30/2012	26.66
88107000	CAP Move-CWIP	UZ	2000000218	9/30/2012	(1,197.97)

Kentucky American Water Company  
Case No. 2012-00520  
Response to PSC DR1, Item 31

Account	Description	Doc Type	Document Number	Posting Date	Amount
88107000	CAP Move-CWIP	UZ	2000000218	9/30/2012	212.63
88107000	CAP Move-CWIP	UZ	2000000218	9/30/2012	(7,303.25)
88107000	CAP Move-CWIP	UZ	2000000217	9/30/2012	455.44
88107000	CAP Move-CWIP	UZ	2000000218	9/30/2012	74.01
88107000	CAP Move-CWIP	UZ	2000000220	9/30/2012	17.28
88107000	CAP Move-CWIP	UZ	2000000220	9/30/2012	22.53
88107000	CAP Move-CWIP	UZ	2000000217	9/30/2012	81.51
88107000	CAP Move-CWIP	UZ	2000000217	9/30/2012	741.34
88107000	CAP Move-CWIP	UZ	2000000217	9/30/2012	(10.09)
88107000	CAP Move-CWIP	UZ	2000000217	9/30/2012	(46.42)
88107000	CAP Move-CWIP	UZ	2000000217	9/30/2012	(48.77)
88107000	CAP Move-CWIP	UZ	2000000218	9/30/2012	(878.20)
88107000	CAP Move-CWIP	UZ	2000000218	9/30/2012	125.75
88107000	CAP Move-CWIP	UZ	2000000218	9/30/2012	2,418.72
88107000	CAP Move-CWIP	UZ	2000000218	9/30/2012	62.53
88107000	CAP Move-CWIP	UZ	2000000218	9/30/2012	(123.97)
88107000	CAP Move-CWIP	UZ	2000000218	9/30/2012	8.09
88107000	CAP Move-CWIP	UZ	2000000218	9/30/2012	(9.58)
88107000	CAP Move-CWIP	UZ	2000000220	9/30/2012	45.07
88107000	CAP Move-CWIP	UZ	2000000229	9/30/2012	130.10
88107000	CAP Move-CWIP	UZ	2000000229	9/30/2012	8.30
88107000	CAP Move-CWIP	UZ	2000000229	9/30/2012	(0.02)
88107000	CAP Move-CWIP	UZ	2000000229	9/30/2012	9.20
88107000	CAP Move-CWIP	UZ	2000000229	9/30/2012	11.79
88107000	CAP Move-CWIP	UZ	2000000229	9/30/2012	(40.82)
88107000	CAP Move-CWIP	UZ	2000000229	9/30/2012	(29.33)
88107000	CAP Move-CWIP	UZ	2000000229	9/30/2012	22.61
88107000	CAP Move-CWIP	UZ	2000000229	9/30/2012	1.63
88107000	CAP Move-CWIP	UZ	2000000231	9/30/2012	45.30
88107000	CAP Move-CWIP	UZ	2000000231	9/30/2012	95.35
88107000	CAP Move-CWIP	UZ	2000000231	9/30/2012	1.34
88107000	CAP Move-CWIP	UZ	2000000231	9/30/2012	53.70
88107000	CAP Move-CWIP	UZ	2000000231	9/30/2012	231.86
88107000	CAP Move-CWIP	UZ	2000000231	9/30/2012	11.58
88107000	CAP Move-CWIP	UZ	2000000218	9/30/2012	(21.78)
88107000	CAP Move-CWIP	UN	2000000239	9/30/2012	21.78
88107000	CAP Move-CWIP	UZ	2000000218	9/30/2012	(21.78)
88107000	CAP Move-CWIP	UN	2000000239	9/30/2012	21.78
88107000	CAP Move-CWIP	UZ	2000000217	9/30/2012	14.67
88107000	CAP Move-CWIP	UN	2000000239	9/30/2012	(14.67)
88107000	CAP Move-CWIP	UZ	2000000217	9/30/2012	(32.68)
88107000	CAP Move-CWIP	UZ	2000000217	9/30/2012	487.19
88107000	CAP Move-CWIP	UZ	2000000220	9/30/2012	635.09
88107000	CAP Move-CWIP	UZ	2000000217	9/30/2012	9.72
88107000	CAP Move-CWIP	UZ	2000000217	9/30/2012	(0.09)
88107000	CAP Move-CWIP	UZ	2000000218	9/30/2012	12.67
88107000	CAP Move-CWIP	UZ	2000000217	9/30/2012	9.46
88107000	CAP Move-CWIP	UZ	2000000218	9/30/2012	7.26
88107000	CAP Move-CWIP	UZ	2000000217	9/30/2012	15.28
88107000	CAP Move-CWIP	UZ	2000000217	9/30/2012	19.92
88107000	CAP Move-CWIP	UZ	2000000217	9/30/2012	1,602.20
88107000	CAP Move-CWIP	UZ	2000000218	9/30/2012	1,229.09
88107000	CAP Move-CWIP	UZ	2000000218	9/30/2012	(11.13)
88107000	CAP Move-CWIP	UZ	2000000217	9/30/2012	262.10
88107000	CAP Move-CWIP	UZ	2000000217	9/30/2012	201.06
88107000	CAP Move-CWIP	UZ	2000000217	9/30/2012	0.97
88107000	CAP Move-CWIP	UZ	2000000218	9/30/2012	(0.57)
88107000	CAP Move-CWIP	UZ	2000000218	9/30/2012	1.64
88107000	CAP Move-CWIP	UZ	2000000218	9/30/2012	10.54
88107000	CAP Move-CWIP	UZ	2000000220	9/30/2012	0.78
88107000	CAP Move-CWIP	UZ	2000000217	9/30/2012	293.72
88107000	CAP Move-CWIP	UZ	2000000217	9/30/2012	(3.33)
88107000	CAP Move-CWIP	UZ	2000000217	9/30/2012	13.10
88107000	CAP Move-CWIP	UZ	2000000218	9/30/2012	22.36
88107000	CAP Move-CWIP	UZ	2000000218	9/30/2012	4.41
88107000	CAP Move-CWIP	UZ	2000000221	9/30/2012	86.96
88107000	CAP Move-CWIP	UZ	2000000229	9/30/2012	48.79
88107000	CAP Move-CWIP	UZ	2000000229	9/30/2012	(0.01)
88107000	CAP Move-CWIP	UZ	2000000229	9/30/2012	16.99
88107000	CAP Move-CWIP	UZ	2000000229	9/30/2012	0.61
88107000	CAP Move-CWIP	UZ	2000000229	9/30/2012	0.50
88107000	CAP Move-CWIP	UZ	2000000229	9/30/2012	35.74
88107000	CAP Move-CWIP	UZ	2000000229	9/30/2012	20.13
88107000	CAP Move-CWIP	UZ	2000000229	9/30/2012	(15.31)
88107000	CAP Move-CWIP	UZ	2000000231	9/30/2012	4.34
88107000	CAP Move-CWIP	UZ	2000000231	9/30/2012	3.12
88107000	CAP Move-CWIP	UZ	2000000231	9/30/2012	(11.00)

Kentucky American Water Company  
Case No. 2012-00520  
Response to PSC DR1, Item 31

Account	Description	Doc Type	Document Number	Posting Date	Amount
88107000	CAP Move-CWIP	UZ	2000000231	9/30/2012	4.42
88107000	CAP Move-CWIP	UZ	2000000231	9/30/2012	3.45
88107000	CAP Move-CWIP	UZ	2000000231	9/30/2012	8.47
88107000	CAP Move-CWIP	UN	2000000239	9/30/2012	(537.46)
88107000	CAP Move-CWIP	UZ	2000000217	9/30/2012	(415.28)
88107000	CAP Move-CWIP	UZ	2000000217	9/30/2012	(415.96)
88107000	CAP Move-CWIP	UZ	2000000218	9/30/2012	24.61
88107000	CAP Move-CWIP	UN	2000000239	9/30/2012	806.63
88107000	CAP Move-CWIP	UZ	2000000217	9/30/2012	(31.04)
88107000	CAP Move-CWIP	UZ	2000000218	9/30/2012	(1.47)
88107000	CAP Move-CWIP	UZ	2000000218	9/30/2012	(4.46)
88107000	CAP Move-CWIP	UZ	2000000218	9/30/2012	(4.35)
88107000	CAP Move-CWIP	UZ	2000000220	9/30/2012	(58.74)
88107000	CAP Move-CWIP	UN	2000000239	9/30/2012	100.06
88107000	CAP Move-CWIP	UZ	2000000217	9/30/2012	429.51
88107000	CAP Move-CWIP	UZ	2000000217	9/30/2012	35.07
88107000	CAP Move-CWIP	UZ	2000000218	9/30/2012	39.10
88107000	CAP Move-CWIP	UZ	2000000218	9/30/2012	25.27
88107000	CAP Move-CWIP	UZ	2000000221	9/30/2012	6.18
88107000	CAP Move-CWIP	UZ	2000000228	9/30/2012	(0.10)
88107000	CAP Move-CWIP	UZ	2000000229	9/30/2012	(0.55)
88107000	CAP Move-CWIP	UZ	2000000229	9/30/2012	(0.86)
88107000	CAP Move-CWIP	UZ	2000000229	9/30/2012	6.63
88107000	CAP Move-CWIP	UZ	2000000229	9/30/2012	59.14
88107000	CAP Move-CWIP	UZ	2000000229	9/30/2012	25.93
88107000	CAP Move-CWIP	UZ	2000000229	9/30/2012	56.57
88107000	CAP Move-CWIP	UZ	2000000229	9/30/2012	22.92
88107000	CAP Move-CWIP	UZ	2000000229	9/30/2012	4.46
88107000	CAP Move-CWIP	UZ	2000000229	9/30/2012	9.43
88107000	CAP Move-CWIP	UZ	2000000231	9/30/2012	1.04
88107000	CAP Move-CWIP	UZ	2000000231	9/30/2012	(17.64)
88107000	CAP Move-CWIP	UZ	2000000231	9/30/2012	(11.06)
88107000	CAP Move-CWIP	UZ	2000000231	9/30/2012	88.08
88107000	CAP Move-CWIP	UZ	2000000231	9/30/2012	(0.18)
88107000	CAP Move-CWIP	UZ	2000000231	9/30/2012	4.35
88107000	CAP Move-CWIP	UZ	2000000231	9/30/2012	(0.12)
88107000	CAP Move-CWIP	UZ	2000000231	9/30/2012	3.51
88107000	CAP Move-CWIP	UN	2000000239	9/30/2012	(786.68)
88107000	CAP Move-CWIP	UZ	2000000220	9/30/2012	(0.05)
88107000	CAP Move-CWIP	UN	2000000239	9/30/2012	0.05
88107000	CAP Move-CWIP	UZ	2000000217	9/30/2012	25.55
88107000	CAP Move-CWIP	UZ	2000000217	9/30/2012	(3.72)
88107000	CAP Move-CWIP	UZ	2000000217	9/30/2012	(11.12)
88107000	CAP Move-CWIP	UZ	2000000217	9/30/2012	(6.18)
88107000	CAP Move-CWIP	UZ	2000000217	9/30/2012	(87.42)
88107000	CAP Move-CWIP	UZ	2000000217	9/30/2012	3.40
88107000	CAP Move-CWIP	UZ	2000000218	9/30/2012	200.88
88107000	CAP Move-CWIP	UZ	2000000218	9/30/2012	(9.49)
88107000	CAP Move-CWIP	UZ	2000000220	9/30/2012	15.04
88107000	CAP Move-CWIP	UZ	2000000221	9/30/2012	2.08
88107000	CAP Move-CWIP	UZ	2000000221	9/30/2012	23.84
88107000	CAP Move-CWIP	UZ	2000000229	9/30/2012	2.30
88107000	CAP Move-CWIP	UZ	2000000229	9/30/2012	13.43
88107000	CAP Move-CWIP	UZ	2000000229	9/30/2012	0.39
88107000	CAP Move-CWIP	UZ	2000000229	9/30/2012	2.90
88107000	CAP Move-CWIP	UZ	2000000229	9/30/2012	11.33
88107000	CAP Move-CWIP	UZ	2000000229	9/30/2012	(7.33)
88107000	CAP Move-CWIP	UZ	2000000229	9/30/2012	57.96
88107000	CAP Move-CWIP	UZ	2000000231	9/30/2012	5.65
88107000	CAP Move-CWIP	UZ	2000000231	9/30/2012	(10.21)
88107000	CAP Move-CWIP	UZ	2000000231	9/30/2012	2.95
88107000	CAP Move-CWIP	UZ	2000000231	9/30/2012	0.34
88107000	CAP Move-CWIP	UZ	2000000231	9/30/2012	32.52
88107000	CAP Move-CWIP	UN	2000000239	9/30/2012	(265.09)
88107000	CAP Move-CWIP	UZ	2000000217	9/30/2012	12.71
88107000	CAP Move-CWIP	UZ	2000000218	9/30/2012	4.54
88107000	CAP Move-CWIP	UZ	2000000218	9/30/2012	(3.79)
88107000	CAP Move-CWIP	UZ	2000000218	9/30/2012	181.43
88107000	CAP Move-CWIP	UZ	2000000218	9/30/2012	7.54
88107000	CAP Move-CWIP	UZ	2000000218	9/30/2012	9.83
88107000	CAP Move-CWIP	UZ	2000000218	9/30/2012	48.72
88107000	CAP Move-CWIP	UZ	2000000221	9/30/2012	32.52
88107000	CAP Move-CWIP	UZ	2000000221	9/30/2012	57.96
88107000	CAP Move-CWIP	UZ	2000000228	9/30/2012	(10.21)
88107000	CAP Move-CWIP	UZ	2000000229	9/30/2012	11.33
88107000	CAP Move-CWIP	UZ	2000000229	9/30/2012	2.30
88107000	CAP Move-CWIP	UZ	2000000231	9/30/2012	23.84

Kentucky American Water Company  
Case No. 2012-00520  
Response to PSC DR1, Item 31

Account	Description	Doc Type	Document Number	Posting Date	Amount
88107000	CAP Move-CWIP	UZ	2000000231	9/30/2012	5.65
88107000	CAP Move-CWIP	UZ	2000000231	9/30/2012	0.34
88107000	CAP Move-CWIP	UZ	2000000231	9/30/2012	13.43
88107000	CAP Move-CWIP	UZ	2000000231	9/30/2012	2.90
88107000	CAP Move-CWIP	UZ	2000000231	9/30/2012	2.95
88107000	CAP Move-CWIP	UZ	2000000231	9/30/2012	(7.33)
88107000	CAP Move-CWIP	UZ	2000000231	9/30/2012	2.08
88107000	CAP Move-CWIP	UZ	2000000231	9/30/2012	0.39
88107000	CAP Move-CWIP	UZ	2000000217	9/30/2012	7.62
88107000	CAP Move-CWIP	UZ	2000000217	9/30/2012	61.40
88107000	CAP Move-CWIP	UZ	2000000218	9/30/2012	282.39
88107000	CAP Move-CWIP	UZ	2000000218	9/30/2012	(0.99)
88107000	CAP Move-CWIP	UZ	2000000218	9/30/2012	20.71
88107000	CAP Move-CWIP	UZ	2000000218	9/30/2012	2.57
88107000	CAP Move-CWIP	UZ	2000000218	9/30/2012	9.93
88107000	CAP Move-CWIP	UZ	2000000221	9/30/2012	20.13
88107000	CAP Move-CWIP	UZ	2000000221	9/30/2012	3.12
88107000	CAP Move-CWIP	UZ	2000000228	9/30/2012	(15.31)
88107000	CAP Move-CWIP	UZ	2000000229	9/30/2012	86.96
88107000	CAP Move-CWIP	UZ	2000000229	9/30/2012	8.47
88107000	CAP Move-CWIP	UZ	2000000229	9/30/2012	4.42
88107000	CAP Move-CWIP	UZ	2000000229	9/30/2012	(11.00)
88107000	CAP Move-CWIP	UZ	2000000229	9/30/2012	0.61
88107000	CAP Move-CWIP	UZ	2000000229	9/30/2012	0.50
88107000	CAP Move-CWIP	UZ	2000000229	9/30/2012	(0.01)
88107000	CAP Move-CWIP	UZ	2000000231	9/30/2012	4.34
88107000	CAP Move-CWIP	UZ	2000000231	9/30/2012	3.45
88107000	CAP Move-CWIP	UZ	2000000231	9/30/2012	16.99
88107000	CAP Move-CWIP	UZ	2000000231	9/30/2012	48.79
88107000	CAP Move-CWIP	UZ	2000000231	9/30/2012	35.74
88107000	CAP Move-CWIP	UZ	2000000217	9/30/2012	12.52
88107000	CAP Move-CWIP	UZ	2000000218	9/30/2012	9.61
88107000	CAP Move-CWIP	UZ	2000000217	9/30/2012	(0.34)
88107000	CAP Move-CWIP	UZ	2000000218	9/30/2012	0.26
88107000	CAP Move-CWIP	UZ	2000000220	9/30/2012	0.35
88107000	CAP Move-CWIP	UZ	2000000218	9/30/2012	30.29
88107000	CAP Move-CWIP	UZ	2000000220	9/30/2012	23.24
88107000	CAP Move-CWIP	UZ	2000000217	9/30/2012	73.08
88107000	CAP Move-CWIP	UZ	2000000217	9/30/2012	5.51
88107000	CAP Move-CWIP	UZ	2000000217	9/30/2012	(2.66)
88107000	CAP Move-CWIP	UZ	2000000217	9/30/2012	1.68
88107000	CAP Move-CWIP	UZ	2000000217	9/30/2012	(4.29)
88107000	CAP Move-CWIP	UZ	2000000217	9/30/2012	498.88
88107000	CAP Move-CWIP	UZ	2000000218	9/30/2012	(196.42)
88107000	CAP Move-CWIP	UZ	2000000218	9/30/2012	(31.69)
88107000	CAP Move-CWIP	UZ	2000000218	9/30/2012	382.70
88107000	CAP Move-CWIP	UZ	2000000218	9/30/2012	1,624.12
88107000	CAP Move-CWIP	UZ	2000000220	9/30/2012	5.34
88107000	CAP Move-CWIP	UZ	2000000220	9/30/2012	(1.66)
88107000	CAP Move-CWIP	UZ	2000000221	9/30/2012	0.21
88107000	CAP Move-CWIP	UZ	2000000229	9/30/2012	5.67
88107000	CAP Move-CWIP	UZ	2000000229	9/30/2012	1.04
88107000	CAP Move-CWIP	UZ	2000000229	9/30/2012	(5.10)
88107000	CAP Move-CWIP	UZ	2000000229	9/30/2012	0.17
88107000	CAP Move-CWIP	UZ	2000000229	9/30/2012	16.25
88107000	CAP Move-CWIP	UZ	2000000229	9/30/2012	1.47
88107000	CAP Move-CWIP	UZ	2000000229	9/30/2012	(3.67)
88107000	CAP Move-CWIP	UZ	2000000229	9/30/2012	11.92
88107000	CAP Move-CWIP	UZ	2000000229	9/30/2012	2.83
88107000	CAP Move-CWIP	UZ	2000000229	9/30/2012	28.99
88107000	CAP Move-CWIP	UZ	2000000231	9/30/2012	1.44
88107000	CAP Move-CWIP	UZ	2000000231	9/30/2012	1.15
88107000	CAP Move-CWIP	UZ	2000000231	9/30/2012	6.70
88107000	CAP Move-CWIP	UZ	2000000217	9/30/2012	3.48
88107000	CAP Move-CWIP	UZ	2000000217	9/30/2012	2.67
88107000	CAP Move-CWIP	UZ	2000000217	9/30/2012	1.74
88107000	CAP Move-CWIP	UZ	2000000218	9/30/2012	(4.69)
88107000	CAP Move-CWIP	UZ	2000000220	9/30/2012	1.33
88107000	CAP Move-CWIP	UZ	2000000217	9/30/2012	0.01
88107000	CAP Move-CWIP	UZ	2000000217	9/30/2012	0.01
88107000	CAP Move-CWIP	UZ	2000000217	9/30/2012	(0.04)
88107000	CAP Move-CWIP	UZ	2000000217	9/30/2012	(38.34)
88107000	CAP Move-CWIP	UN	2000000239	9/30/2012	38.34
88107000	CAP Move-CWIP	UZ	2000000218	9/30/2012	2.63
88107000	CAP Move-CWIP	UZ	2000000218	9/30/2012	2.02
88107000	CAP Move-CWIP	UZ	2000000218	9/30/2012	7.78
88107000	CAP Move-CWIP	UZ	2000000220	9/30/2012	10.14

Kentucky American Water Company  
Case No. 2012-00520  
Response to PSC DR1, Item 31

Account	Description	Doc Type	Document Number	Posting Date	Amount
88107000	CAP Move-CWIP	UZ	2000000217	9/30/2012	4.42
88107000	CAP Move-CWIP	UZ	2000000217	9/30/2012	(0.90)
88107000	CAP Move-CWIP	UZ	2000000217	9/30/2012	(1.33)
88107000	CAP Move-CWIP	UZ	2000000218	9/30/2012	28.47
88107000	CAP Move-CWIP	UZ	2000000218	9/30/2012	115.25
88107000	CAP Move-CWIP	UZ	2000000218	9/30/2012	(36.14)
88107000	CAP Move-CWIP	UZ	2000000218	9/30/2012	(12.61)
88107000	CAP Move-CWIP	UZ	2000000218	9/30/2012	(0.95)
88107000	CAP Move-CWIP	UZ	2000000220	9/30/2012	8.03
88107000	CAP Move-CWIP	UN	2000000239	9/30/2012	(104.24)
88107000	CAP Move-CWIP	UZ	2000000217	9/30/2012	1.75
88107000	CAP Move-CWIP	UZ	2000000217	9/30/2012	1.34
88107000	CAP Move-CWIP	UZ	2000000218	9/30/2012	(3.80)
88107000	CAP Move-CWIP	UN	2000000239	9/30/2012	3.80
88107000	CAP Move-CWIP	UZ	2000000217	9/30/2012	(469.20)
88107000	CAP Move-CWIP	UZ	2000000217	9/30/2012	(7.51)
88107000	CAP Move-CWIP	UN	2000000239	9/30/2012	476.71
88107000	CAP Move-CWIP	UZ	2000000217	9/30/2012	(2.52)
88107000	CAP Move-CWIP	UZ	2000000220	9/30/2012	293.25
88107000	CAP Move-CWIP	UN	2000000239	9/30/2012	(290.73)
88107000	CAP Move-CWIP	UZ	2000000218	9/30/2012	12.23
88107000	CAP Move-CWIP	UZ	2000000218	9/30/2012	(1.41)
88107000	CAP Move-CWIP	UZ	2000000220	9/30/2012	15.94
88107000	CAP Move-CWIP	UZ	2000000217	9/30/2012	293.09
88107000	CAP Move-CWIP	UZ	2000000218	9/30/2012	(4.37)
88107000	CAP Move-CWIP	UZ	2000000218	9/30/2012	4.07
88107000	CAP Move-CWIP	UZ	2000000218	9/30/2012	26.43
88107000	CAP Move-CWIP	UZ	2000000220	9/30/2012	21.48
88107000	CAP Move-CWIP	UZ	2000000221	9/30/2012	4.42
88107000	CAP Move-CWIP	UZ	2000000221	9/30/2012	3.12
88107000	CAP Move-CWIP	UZ	2000000221	9/30/2012	35.74
88107000	CAP Move-CWIP	UZ	2000000221	9/30/2012	(0.01)
88107000	CAP Move-CWIP	UZ	2000000229	9/30/2012	0.61
88107000	CAP Move-CWIP	UZ	2000000229	9/30/2012	(11.00)
88107000	CAP Move-CWIP	UZ	2000000229	9/30/2012	8.47
88107000	CAP Move-CWIP	UZ	2000000229	9/30/2012	(15.31)
88107000	CAP Move-CWIP	UZ	2000000229	9/30/2012	16.99
88107000	CAP Move-CWIP	UZ	2000000231	9/30/2012	3.45
88107000	CAP Move-CWIP	UZ	2000000231	9/30/2012	48.79
88107000	CAP Move-CWIP	UZ	2000000231	9/30/2012	20.13
88107000	CAP Move-CWIP	UZ	2000000231	9/30/2012	86.96
88107000	CAP Move-CWIP	UZ	2000000231	9/30/2012	0.50
88107000	CAP Move-CWIP	UZ	2000000231	9/30/2012	4.34
88107000	CAP Move-CWIP	UN	2000000239	9/30/2012	(547.90)
88107000	CAP Move-CWIP	UZ	2000000217	9/30/2012	12.23
88107000	CAP Move-CWIP	UZ	2000000217	9/30/2012	1.83
88107000	CAP Move-CWIP	UZ	2000000217	9/30/2012	6.12
88107000	CAP Move-CWIP	UZ	2000000218	9/30/2012	116.52
88107000	CAP Move-CWIP	UZ	2000000218	9/30/2012	9.68
88107000	CAP Move-CWIP	UZ	2000000221	9/30/2012	16.25
88107000	CAP Move-CWIP	UZ	2000000221	9/30/2012	2.83
88107000	CAP Move-CWIP	UZ	2000000221	9/30/2012	(3.67)
88107000	CAP Move-CWIP	UZ	2000000229	9/30/2012	1.15
88107000	CAP Move-CWIP	UZ	2000000229	9/30/2012	11.92
88107000	CAP Move-CWIP	UZ	2000000229	9/30/2012	28.99
88107000	CAP Move-CWIP	UZ	2000000229	9/30/2012	1.47
88107000	CAP Move-CWIP	UZ	2000000229	9/30/2012	6.70
88107000	CAP Move-CWIP	UZ	2000000229	9/30/2012	0.17
88107000	CAP Move-CWIP	UZ	2000000231	9/30/2012	5.67
88107000	CAP Move-CWIP	UZ	2000000231	9/30/2012	1.44
88107000	CAP Move-CWIP	UZ	2000000231	9/30/2012	1.04
88107000	CAP Move-CWIP	UZ	2000000231	9/30/2012	(5.10)
88107000	CAP Move-CWIP	UZ	2000000231	9/30/2012	0.21
88107000	CAP Move-CWIP	UN	2000000239	9/30/2012	(215.45)
88107000	CAP Move-CWIP	UZ	2000000217	9/30/2012	116.52
88107000	CAP Move-CWIP	UZ	2000000217	9/30/2012	9.68
88107000	CAP Move-CWIP	UZ	2000000218	9/30/2012	12.43
88107000	CAP Move-CWIP	UZ	2000000218	9/30/2012	6.12
88107000	CAP Move-CWIP	UZ	2000000218	9/30/2012	1.83
88107000	CAP Move-CWIP	UZ	2000000221	9/30/2012	1.04
88107000	CAP Move-CWIP	UZ	2000000221	9/30/2012	28.99
88107000	CAP Move-CWIP	UZ	2000000229	9/30/2012	5.67
88107000	CAP Move-CWIP	UZ	2000000229	9/30/2012	(3.67)
88107000	CAP Move-CWIP	UZ	2000000229	9/30/2012	0.21
88107000	CAP Move-CWIP	UZ	2000000229	9/30/2012	(5.10)
88107000	CAP Move-CWIP	UZ	2000000229	9/30/2012	1.15
88107000	CAP Move-CWIP	UZ	2000000231	9/30/2012	1.47

Kentucky American Water Company  
Case No. 2012-00520  
Response to PSC DR1, Item 31

Account	Description	Doc Type	Document Number	Posting Date	Amount
88107000	CAP Move-CWIP	UZ	2000000231	9/30/2012	0.17
88107000	CAP Move-CWIP	UZ	2000000231	9/30/2012	1.44
88107000	CAP Move-CWIP	UZ	2000000231	9/30/2012	2.83
88107000	CAP Move-CWIP	UZ	2000000231	9/30/2012	11.92
88107000	CAP Move-CWIP	UZ	2000000231	9/30/2012	6.70
88107000	CAP Move-CWIP	UZ	2000000231	9/30/2012	16.25
88107000	CAP Move-CWIP	UN	2000000239	9/30/2012	(215.65)
88107000	CAP Move-CWIP	UZ	2000000217	9/30/2012	116.52
88107000	CAP Move-CWIP	UZ	2000000217	9/30/2012	9.68
88107000	CAP Move-CWIP	UZ	2000000217	9/30/2012	13.16
88107000	CAP Move-CWIP	UZ	2000000218	9/30/2012	1.83
88107000	CAP Move-CWIP	UZ	2000000218	9/30/2012	6.12
88107000	CAP Move-CWIP	UZ	2000000221	9/30/2012	6.70
88107000	CAP Move-CWIP	UZ	2000000221	9/30/2012	1.44
88107000	CAP Move-CWIP	UZ	2000000221	9/30/2012	1.04
88107000	CAP Move-CWIP	UZ	2000000229	9/30/2012	0.21
88107000	CAP Move-CWIP	UZ	2000000229	9/30/2012	28.99
88107000	CAP Move-CWIP	UZ	2000000229	9/30/2012	1.15
88107000	CAP Move-CWIP	UZ	2000000229	9/30/2012	16.25
88107000	CAP Move-CWIP	UZ	2000000229	9/30/2012	11.92
88107000	CAP Move-CWIP	UZ	2000000229	9/30/2012	1.47
88107000	CAP Move-CWIP	UZ	2000000229	9/30/2012	2.83
88107000	CAP Move-CWIP	UZ	2000000231	9/30/2012	(3.67)
88107000	CAP Move-CWIP	UZ	2000000231	9/30/2012	5.67
88107000	CAP Move-CWIP	UZ	2000000231	9/30/2012	(5.10)
88107000	CAP Move-CWIP	UZ	2000000231	9/30/2012	0.17
88107000	CAP Move-CWIP	UN	2000000239	9/30/2012	(216.38)
88107000	CAP Move-CWIP	UZ	2000000217	9/30/2012	216.74
88107000	CAP Move-CWIP	UZ	2000000217	9/30/2012	(0.10)
88107000	CAP Move-CWIP	UZ	2000000217	9/30/2012	(212.19)
88107000	CAP Move-CWIP	UZ	2000000217	9/30/2012	(413.08)
88107000	CAP Move-CWIP	UZ	2000000217	9/30/2012	4.65
88107000	CAP Move-CWIP	UZ	2000000217	9/30/2012	16.12
88107000	CAP Move-CWIP	UZ	2000000217	9/30/2012	(0.03)
88107000	CAP Move-CWIP	UZ	2000000218	9/30/2012	2.61
88107000	CAP Move-CWIP	UZ	2000000218	9/30/2012	18.80
88107000	CAP Move-CWIP	UZ	2000000218	9/30/2012	(1.09)
88107000	CAP Move-CWIP	UZ	2000000220	9/30/2012	(0.08)
88107000	CAP Move-CWIP	UZ	2000000221	9/30/2012	(7.33)
88107000	CAP Move-CWIP	UZ	2000000229	9/30/2012	23.84
88107000	CAP Move-CWIP	UZ	2000000229	9/30/2012	0.39
88107000	CAP Move-CWIP	UZ	2000000229	9/30/2012	13.43
88107000	CAP Move-CWIP	UZ	2000000229	9/30/2012	11.33
88107000	CAP Move-CWIP	UZ	2000000229	9/30/2012	(10.21)
88107000	CAP Move-CWIP	UZ	2000000230	9/30/2012	57.96
88107000	CAP Move-CWIP	UZ	2000000231	9/30/2012	2.08
88107000	CAP Move-CWIP	UZ	2000000231	9/30/2012	32.52
88107000	CAP Move-CWIP	UZ	2000000231	9/30/2012	2.30
88107000	CAP Move-CWIP	UZ	2000000231	9/30/2012	2.90
88107000	CAP Move-CWIP	UZ	2000000231	9/30/2012	2.95
88107000	CAP Move-CWIP	UZ	2000000231	9/30/2012	0.34
88107000	CAP Move-CWIP	UZ	2000000231	9/30/2012	5.65
88107000	CAP Move-CWIP	UN	2000000239	9/30/2012	229.50
88107000	CAP Move-CWIP	UZ	2000000218	9/30/2012	(354.73)
88107000	CAP Move-CWIP	UZ	2000000220	9/30/2012	(166.35)
88107000	CAP Move-CWIP	UN	2000000239	9/30/2012	521.08
88107000	CAP Move-CWIP	UZ	2000000217	9/30/2012	2.74
88107000	CAP Move-CWIP	UZ	2000000218	9/30/2012	3.21
88107000	CAP Move-CWIP	UZ	2000000218	9/30/2012	33.17
88107000	CAP Move-CWIP	UZ	2000000218	9/30/2012	4.05
88107000	CAP Move-CWIP	UZ	2000000220	9/30/2012	(193.26)
88107000	CAP Move-CWIP	UZ	2000000220	9/30/2012	(4,780.88)
88107000	CAP Move-CWIP	UN	2000000239	9/30/2012	4,930.97
88107000	CAP Move-CWIP	UZ	2000000217	9/30/2012	5.12
88107000	CAP Move-CWIP	UZ	2000000217	9/30/2012	77.22
88107000	CAP Move-CWIP	UZ	2000000218	9/30/2012	6.88
88107000	CAP Move-CWIP	UZ	2000000218	9/30/2012	(52.61)
88107000	CAP Move-CWIP	UZ	2000000220	9/30/2012	1.21
88107000	CAP Move-CWIP	UZ	2000000221	9/30/2012	(3.67)
88107000	CAP Move-CWIP	UZ	2000000221	9/30/2012	1.44
88107000	CAP Move-CWIP	UZ	2000000229	9/30/2012	0.21
88107000	CAP Move-CWIP	UZ	2000000229	9/30/2012	1.47
88107000	CAP Move-CWIP	UZ	2000000229	9/30/2012	2.83
88107000	CAP Move-CWIP	UZ	2000000229	9/30/2012	0.17
88107000	CAP Move-CWIP	UZ	2000000229	9/30/2012	1.04
88107000	CAP Move-CWIP	UZ	2000000229	9/30/2012	11.92
88107000	CAP Move-CWIP	UZ	2000000229	9/30/2012	16.25

Kentucky American Water Company  
Case No. 2012-00520  
Response to PSC DR1, Item 31

Account	Description	Doc Type	Document Number	Posting Date	Amount
88107000	CAP Move-CWIP	UZ	2000000229	9/30/2012	5.67
88107000	CAP Move-CWIP	UZ	2000000231	9/30/2012	(5.10)
88107000	CAP Move-CWIP	UZ	2000000231	9/30/2012	28.99
88107000	CAP Move-CWIP	UZ	2000000231	9/30/2012	1.15
88107000	CAP Move-CWIP	UZ	2000000231	9/30/2012	6.70
88107000	CAP Move-CWIP	UN	2000000239	9/30/2012	(106.89)
88107000	CAP Move-CWIP	UZ	2000000217	9/30/2012	82.05
88107000	CAP Move-CWIP	UZ	2000000217	9/30/2012	7.25
88107000	CAP Move-CWIP	UZ	2000000218	9/30/2012	(84.78)
88107000	CAP Move-CWIP	UZ	2000000218	9/30/2012	5.40
88107000	CAP Move-CWIP	UZ	2000000218	9/30/2012	76.71
88107000	CAP Move-CWIP	UZ	2000000218	9/30/2012	1.29
88107000	CAP Move-CWIP	UZ	2000000221	9/30/2012	16.25
88107000	CAP Move-CWIP	UZ	2000000221	9/30/2012	(3.67)
88107000	CAP Move-CWIP	UZ	2000000221	9/30/2012	28.99
88107000	CAP Move-CWIP	UZ	2000000229	9/30/2012	(5.10)
88107000	CAP Move-CWIP	UZ	2000000229	9/30/2012	1.47
88107000	CAP Move-CWIP	UZ	2000000229	9/30/2012	1.04
88107000	CAP Move-CWIP	UZ	2000000229	9/30/2012	5.67
88107000	CAP Move-CWIP	UZ	2000000229	9/30/2012	1.44
88107000	CAP Move-CWIP	UZ	2000000229	9/30/2012	1.15
88107000	CAP Move-CWIP	UZ	2000000229	9/30/2012	6.70
88107000	CAP Move-CWIP	UZ	2000000230	9/30/2012	0.21
88107000	CAP Move-CWIP	UZ	2000000231	9/30/2012	2.83
88107000	CAP Move-CWIP	UZ	2000000231	9/30/2012	0.17
88107000	CAP Move-CWIP	UZ	2000000231	9/30/2012	11.92
88107000	CAP Move-CWIP	UN	2000000239	9/30/2012	(156.99)
88107000	CAP Move-CWIP	UZ	2000000217	9/30/2012	8.15
88107000	CAP Move-CWIP	UZ	2000000217	9/30/2012	96.53
88107000	CAP Move-CWIP	UZ	2000000217	9/30/2012	1.53
88107000	CAP Move-CWIP	UZ	2000000218	9/30/2012	(90.82)
88107000	CAP Move-CWIP	UZ	2000000218	9/30/2012	6.06
88107000	CAP Move-CWIP	UZ	2000000218	9/30/2012	53.40
88107000	CAP Move-CWIP	UZ	2000000221	9/30/2012	28.99
88107000	CAP Move-CWIP	UZ	2000000221	9/30/2012	11.92
88107000	CAP Move-CWIP	UZ	2000000221	9/30/2012	1.15
88107000	CAP Move-CWIP	UZ	2000000221	9/30/2012	5.67
88107000	CAP Move-CWIP	UZ	2000000229	9/30/2012	6.70
88107000	CAP Move-CWIP	UZ	2000000229	9/30/2012	1.04
88107000	CAP Move-CWIP	UZ	2000000229	9/30/2012	0.17
88107000	CAP Move-CWIP	UZ	2000000229	9/30/2012	0.21
88107000	CAP Move-CWIP	UZ	2000000229	9/30/2012	1.44
88107000	CAP Move-CWIP	UZ	2000000231	9/30/2012	1.47
88107000	CAP Move-CWIP	UZ	2000000231	9/30/2012	16.25
88107000	CAP Move-CWIP	UZ	2000000231	9/30/2012	(5.10)
88107000	CAP Move-CWIP	UZ	2000000231	9/30/2012	2.83
88107000	CAP Move-CWIP	UZ	2000000231	9/30/2012	(3.67)
88107000	CAP Move-CWIP	UN	2000000239	9/30/2012	(143.92)
88107000	CAP Move-CWIP	UZ	2000000218	9/30/2012	36.14
88107000	CAP Move-CWIP	UZ	2000000218	9/30/2012	361.34
88107000	CAP Move-CWIP	UN	2000000239	9/30/2012	(397.48)
88107000	CAP Move-CWIP	UZ	2000000218	9/30/2012	361.34
88107000	CAP Move-CWIP	UZ	2000000218	9/30/2012	19.76
88107000	CAP Move-CWIP	UN	2000000239	9/30/2012	(381.10)
88107000	CAP Move-CWIP	UZ	2000000217	9/30/2012	33.76
88107000	CAP Move-CWIP	UZ	2000000218	9/30/2012	361.34
88107000	CAP Move-CWIP	UN	2000000239	9/30/2012	(395.10)
88107000	CAP Move-CWIP	UZ	2000000217	9/30/2012	34.22
88107000	CAP Move-CWIP	UZ	2000000217	9/30/2012	(0.50)
88107000	CAP Move-CWIP	UZ	2000000217	9/30/2012	(38.43)
88107000	CAP Move-CWIP	UZ	2000000217	9/30/2012	(0.89)
88107000	CAP Move-CWIP	UZ	2000000218	9/30/2012	(41.44)
88107000	CAP Move-CWIP	UZ	2000000218	9/30/2012	(3.24)
88107000	CAP Move-CWIP	UN	2000000239	9/30/2012	50.28
88107000	CAP Move-CWIP	UZ	2000000217	9/30/2012	(0.89)
88107000	CAP Move-CWIP	UZ	2000000217	9/30/2012	34.22
88107000	CAP Move-CWIP	UZ	2000000218	9/30/2012	(41.44)
88107000	CAP Move-CWIP	UZ	2000000218	9/30/2012	(38.06)
88107000	CAP Move-CWIP	UZ	2000000220	9/30/2012	(3.24)
88107000	CAP Move-CWIP	UZ	2000000220	9/30/2012	(0.50)
88107000	CAP Move-CWIP	UN	2000000239	9/30/2012	49.91
88107000	CAP Move-CWIP	UZ	2000000217	9/30/2012	(41.44)
88107000	CAP Move-CWIP	UZ	2000000217	9/30/2012	(39.20)
88107000	CAP Move-CWIP	UZ	2000000217	9/30/2012	(3.24)
88107000	CAP Move-CWIP	UZ	2000000218	9/30/2012	(0.50)
88107000	CAP Move-CWIP	UZ	2000000218	9/30/2012	(0.89)
88107000	CAP Move-CWIP	UZ	2000000218	9/30/2012	62.65

Kentucky American Water Company  
Case No. 2012-00520  
Response to PSC DR1, Item 31

Account	Description	Doc Type	Document Number	Posting Date	Amount
88107000	CAP Move-CWIP	UN	2000000239	9/30/2012	22.62
88107000	CAP Move-CWIP	UZ	2000000217	9/30/2012	(3.78)
88107000	CAP Move-CWIP	UZ	2000000217	9/30/2012	1,033.80
88107000	CAP Move-CWIP	UZ	2000000217	9/30/2012	53.03
88107000	CAP Move-CWIP	UZ	2000000217	9/30/2012	(123.83)
88107000	CAP Move-CWIP	UZ	2000000217	9/30/2012	(38.90)
88107000	CAP Move-CWIP	UZ	2000000218	9/30/2012	2.28
88107000	CAP Move-CWIP	UZ	2000000218	9/30/2012	400.71
88107000	CAP Move-CWIP	UZ	2000000218	9/30/2012	(4.42)
88107000	CAP Move-CWIP	UZ	2000000218	9/30/2012	5.34
88107000	CAP Move-CWIP	UZ	2000000218	9/30/2012	(1.77)
88107000	CAP Move-CWIP	UZ	2000000220	9/30/2012	3.35
88107000	CAP Move-CWIP	UN	2000000239	9/30/2012	(1,325.81)
88107000	CAP Move-CWIP	UZ	2000000217	9/30/2012	(1.44)
88107000	CAP Move-CWIP	UZ	2000000217	9/30/2012	(1.73)
88107000	CAP Move-CWIP	UZ	2000000217	9/30/2012	1,033.76
88107000	CAP Move-CWIP	UZ	2000000217	9/30/2012	(127.39)
88107000	CAP Move-CWIP	UZ	2000000218	9/30/2012	384.55
88107000	CAP Move-CWIP	UZ	2000000218	9/30/2012	(0.68)
88107000	CAP Move-CWIP	UZ	2000000218	9/30/2012	1.19
88107000	CAP Move-CWIP	UZ	2000000218	9/30/2012	29.67
88107000	CAP Move-CWIP	UZ	2000000218	9/30/2012	(15.58)
88107000	CAP Move-CWIP	UZ	2000000218	9/30/2012	3.00
88107000	CAP Move-CWIP	UZ	2000000218	9/30/2012	0.56
88107000	CAP Move-CWIP	UN	2000000239	9/30/2012	(1,305.91)
88107000	CAP Move-CWIP	UZ	2000000217	9/30/2012	29.68
88107000	CAP Move-CWIP	UZ	2000000217	9/30/2012	(130.18)
88107000	CAP Move-CWIP	UZ	2000000217	9/30/2012	646.91
88107000	CAP Move-CWIP	UZ	2000000217	9/30/2012	(1.73)
88107000	CAP Move-CWIP	UZ	2000000218	9/30/2012	0.56
88107000	CAP Move-CWIP	UZ	2000000218	9/30/2012	384.55
88107000	CAP Move-CWIP	UZ	2000000218	9/30/2012	3.00
88107000	CAP Move-CWIP	UZ	2000000218	9/30/2012	(1.44)
88107000	CAP Move-CWIP	UZ	2000000218	9/30/2012	(15.58)
88107000	CAP Move-CWIP	UZ	2000000218	9/30/2012	(0.68)
88107000	CAP Move-CWIP	UZ	2000000218	9/30/2012	1.19
88107000	CAP Move-CWIP	UZ	2000000218	9/30/2012	(14.21)
88107000	CAP Move-CWIP	UN	2000000239	9/30/2012	(902.07)
88107000	CAP Move-CWIP	UZ	2000000218	9/30/2012	(0.06)
88107000	CAP Move-CWIP	UN	2000000239	9/30/2012	0.06
88107000	CAP Move-CWIP	UZ	2000000217	9/30/2012	(1.77)
88107000	CAP Move-CWIP	UZ	2000000217	9/30/2012	47.10
88107000	CAP Move-CWIP	UZ	2000000217	9/30/2012	(38.78)
88107000	CAP Move-CWIP	UZ	2000000217	9/30/2012	4.17
88107000	CAP Move-CWIP	UZ	2000000218	9/30/2012	1.99
88107000	CAP Move-CWIP	UZ	2000000218	9/30/2012	(2.34)
88107000	CAP Move-CWIP	UZ	2000000218	9/30/2012	(4.78)
88107000	CAP Move-CWIP	UZ	2000000218	9/30/2012	4.80
88107000	CAP Move-CWIP	UZ	2000000218	9/30/2012	(3.77)
88107000	CAP Move-CWIP	UN	2000000239	9/30/2012	(6.62)
88107000	CAP Move-CWIP	UZ	2000000217	9/30/2012	(10.01)
88107000	CAP Move-CWIP	UZ	2000000217	9/30/2012	10.83
88107000	CAP Move-CWIP	UZ	2000000217	9/30/2012	7.20
88107000	CAP Move-CWIP	UZ	2000000218	9/30/2012	(40.63)
88107000	CAP Move-CWIP	UZ	2000000218	9/30/2012	(4.57)
88107000	CAP Move-CWIP	UZ	2000000218	9/30/2012	9.18
88107000	CAP Move-CWIP	UZ	2000000218	9/30/2012	7.03
88107000	CAP Move-CWIP	UZ	2000000218	9/30/2012	140.11
88107000	CAP Move-CWIP	UZ	2000000218	9/30/2012	9.17
88107000	CAP Move-CWIP	UZ	2000000220	9/30/2012	(3.94)
88107000	CAP Move-CWIP	UZ	2000000220	9/30/2012	(2.24)
88107000	CAP Move-CWIP	UZ	2000000229	9/30/2012	1.47
88107000	CAP Move-CWIP	UZ	2000000229	9/30/2012	1.04
88107000	CAP Move-CWIP	UZ	2000000229	9/30/2012	16.25
88107000	CAP Move-CWIP	UZ	2000000229	9/30/2012	1.15
88107000	CAP Move-CWIP	UZ	2000000231	9/30/2012	1.44
88107000	CAP Move-CWIP	UZ	2000000231	9/30/2012	(3.67)
88107000	CAP Move-CWIP	UZ	2000000231	9/30/2012	0.17
88107000	CAP Move-CWIP	UZ	2000000231	9/30/2012	6.70
88107000	CAP Move-CWIP	UZ	2000000231	9/30/2012	11.92
88107000	CAP Move-CWIP	UZ	2000000231	9/30/2012	28.99
88107000	CAP Move-CWIP	UZ	2000000231	9/30/2012	2.83
88107000	CAP Move-CWIP	UZ	2000000231	9/30/2012	(5.10)
88107000	CAP Move-CWIP	UZ	2000000231	9/30/2012	5.67
88107000	CAP Move-CWIP	UZ	2000000231	9/30/2012	0.21
88107000	CAP Move-CWIP	UZ	2000000217	9/30/2012	(112.33)
88107000	CAP Move-CWIP	UZ	2000000217	9/30/2012	1,086.18



Kentucky American Water Company  
Case No. 2012-00520  
Response to PSC DR1, Item 31

Account	Description	Doc Type	Document Number	Posting Date	Amount
88107000	CAP Move-CWIP	UZ	2000000217	9/30/2012	45.95
88107000	CAP Move-CWIP	UZ	2000000218	9/30/2012	(406.79)
88107000	CAP Move-CWIP	UZ	2000000218	9/30/2012	(10.39)
88107000	CAP Move-CWIP	UZ	2000000218	9/30/2012	(8.61)
88107000	CAP Move-CWIP	UZ	2000000218	9/30/2012	54.64
88107000	CAP Move-CWIP	UZ	2000000218	9/30/2012	(7.86)
88107000	CAP Move-CWIP	UZ	2000000218	9/30/2012	49.41
88107000	CAP Move-CWIP	UZ	2000000220	9/30/2012	261.32
88107000	CAP Move-CWIP	UZ	2000000221	9/30/2012	(56.13)
88107000	CAP Move-CWIP	UZ	2000000221	9/30/2012	(40.33)
88107000	CAP Move-CWIP	UZ	2000000228	9/30/2012	11.43
88107000	CAP Move-CWIP	UZ	2000000229	9/30/2012	178.87
88107000	CAP Move-CWIP	UZ	2000000229	9/30/2012	131.10
88107000	CAP Move-CWIP	UZ	2000000229	9/30/2012	16.21
88107000	CAP Move-CWIP	UZ	2000000229	9/30/2012	15.92
88107000	CAP Move-CWIP	UZ	2000000229	9/30/2012	73.83
88107000	CAP Move-CWIP	UZ	2000000229	9/30/2012	1.85
88107000	CAP Move-CWIP	UZ	2000000229	9/30/2012	62.30
88107000	CAP Move-CWIP	UZ	2000000231	9/30/2012	2.24
88107000	CAP Move-CWIP	UZ	2000000231	9/30/2012	(0.03)
88107000	CAP Move-CWIP	UZ	2000000231	9/30/2012	31.07
88107000	CAP Move-CWIP	UZ	2000000231	9/30/2012	12.65
88107000	CAP Move-CWIP	UZ	2000000231	9/30/2012	318.80
88107000	CAP Move-CWIP	UN	2000000239	9/30/2012	(1,711.30)
88107000	CAP Move-CWIP	UZ	2000000217	9/30/2012	(1.86)
88107000	CAP Move-CWIP	UZ	2000000217	9/30/2012	37.10
88107000	CAP Move-CWIP	UZ	2000000218	9/30/2012	(5.07)
88107000	CAP Move-CWIP	UZ	2000000218	9/30/2012	(501.16)
88107000	CAP Move-CWIP	UZ	2000000218	9/30/2012	13.76
88107000	CAP Move-CWIP	UZ	2000000218	9/30/2012	9.94
88107000	CAP Move-CWIP	UZ	2000000218	9/30/2012	370.98
88107000	CAP Move-CWIP	UZ	2000000218	9/30/2012	69.57
88107000	CAP Move-CWIP	UZ	2000000218	9/30/2012	(7.46)
88107000	CAP Move-CWIP	UZ	2000000218	9/30/2012	(96.50)
88107000	CAP Move-CWIP	UZ	2000000220	9/30/2012	548.14
88107000	CAP Move-CWIP	UZ	2000000221	9/30/2012	8.84
88107000	CAP Move-CWIP	UZ	2000000228	9/30/2012	(30.62)
88107000	CAP Move-CWIP	UZ	2000000229	9/30/2012	71.53
88107000	CAP Move-CWIP	UZ	2000000229	9/30/2012	97.56
88107000	CAP Move-CWIP	UZ	2000000229	9/30/2012	6.23
88107000	CAP Move-CWIP	UZ	2000000229	9/30/2012	8.68
88107000	CAP Move-CWIP	UZ	2000000229	9/30/2012	16.95
88107000	CAP Move-CWIP	UZ	2000000229	9/30/2012	(22.00)
88107000	CAP Move-CWIP	UZ	2000000230	9/30/2012	40.27
88107000	CAP Move-CWIP	UZ	2000000231	9/30/2012	173.90
88107000	CAP Move-CWIP	UZ	2000000231	9/30/2012	1.01
88107000	CAP Move-CWIP	UZ	2000000231	9/30/2012	(0.01)
88107000	CAP Move-CWIP	UZ	2000000231	9/30/2012	1.21
88107000	CAP Move-CWIP	UZ	2000000231	9/30/2012	6.90
88107000	CAP Move-CWIP	UZ	2000000231	9/30/2012	33.97
88107000	CAP Move-CWIP	UN	2000000239	9/30/2012	(851.86)
88107000	CAP Move-CWIP	UZ	2000000217	9/30/2012	370.98
88107000	CAP Move-CWIP	UZ	2000000217	9/30/2012	3.49
88107000	CAP Move-CWIP	UZ	2000000217	9/30/2012	(231.05)
88107000	CAP Move-CWIP	UZ	2000000217	9/30/2012	13.18
88107000	CAP Move-CWIP	UZ	2000000217	9/30/2012	(9.73)
88107000	CAP Move-CWIP	UZ	2000000217	9/30/2012	(55.52)
88107000	CAP Move-CWIP	UZ	2000000218	9/30/2012	7.76
88107000	CAP Move-CWIP	UN	2000000239	9/30/2012	(99.11)
88107000	CAP Move-CWIP	UZ	2000000218	9/30/2012	(30.75)
88107000	CAP Move-CWIP	UN	2000000239	9/30/2012	30.75
88107000	CAP Move-CWIP	UZ	2000000217	9/30/2012	20.88
88107000	CAP Move-CWIP	UZ	2000000217	9/30/2012	289.09
88107000	CAP Move-CWIP	UZ	2000000217	9/30/2012	14.76
88107000	CAP Move-CWIP	UZ	2000000217	9/30/2012	4.72
88107000	CAP Move-CWIP	UZ	2000000217	9/30/2012	(43.24)
88107000	CAP Move-CWIP	UZ	2000000218	9/30/2012	22.68
88107000	CAP Move-CWIP	UZ	2000000221	9/30/2012	4.34
88107000	CAP Move-CWIP	UZ	2000000221	9/30/2012	3.12
88107000	CAP Move-CWIP	UZ	2000000228	9/30/2012	16.99
88107000	CAP Move-CWIP	UZ	2000000229	9/30/2012	0.61
88107000	CAP Move-CWIP	UZ	2000000229	9/30/2012	20.13
88107000	CAP Move-CWIP	UZ	2000000229	9/30/2012	35.74
88107000	CAP Move-CWIP	UZ	2000000229	9/30/2012	4.42
88107000	CAP Move-CWIP	UZ	2000000229	9/30/2012	(15.31)
88107000	CAP Move-CWIP	UZ	2000000231	9/30/2012	(11.00)
88107000	CAP Move-CWIP	UZ	2000000231	9/30/2012	8.47

Kentucky American Water Company  
Case No. 2012-00520  
Response to PSC DR1, Item 31

Account	Description	Doc Type	Document Number	Posting Date	Amount
88107000	CAP Move-CWIP	UZ	2000000231	9/30/2012	0.50
88107000	CAP Move-CWIP	UZ	2000000231	9/30/2012	(0.01)
88107000	CAP Move-CWIP	UZ	2000000231	9/30/2012	3.45
88107000	CAP Move-CWIP	UZ	2000000231	9/30/2012	48.79
88107000	CAP Move-CWIP	UZ	2000000231	9/30/2012	86.96
88107000	CAP Move-CWIP	UN	2000000239	9/30/2012	(516.09)
88107000	CAP Move-CWIP	UZ	2000000218	9/30/2012	(45.85)
88107000	CAP Move-CWIP	UN	2000000239	9/30/2012	45.85
88107000	CAP Move-CWIP	UZ	2000000217	9/30/2012	14.59
88107000	CAP Move-CWIP	UZ	2000000217	9/30/2012	328.00
88107000	CAP Move-CWIP	UZ	2000000217	9/30/2012	(13.94)
88107000	CAP Move-CWIP	UZ	2000000217	9/30/2012	386.00
88107000	CAP Move-CWIP	UZ	2000000218	9/30/2012	(3.91)
88107000	CAP Move-CWIP	UZ	2000000218	9/30/2012	(39.21)
88107000	CAP Move-CWIP	UZ	2000000218	9/30/2012	(370.81)
88107000	CAP Move-CWIP	UZ	2000000218	9/30/2012	(9.34)
88107000	CAP Move-CWIP	UZ	2000000220	9/30/2012	6.26
88107000	CAP Move-CWIP	UZ	2000000220	9/30/2012	42.04
88107000	CAP Move-CWIP	UZ	2000000221	9/30/2012	2.90
88107000	CAP Move-CWIP	UZ	2000000228	9/30/2012	13.43
88107000	CAP Move-CWIP	UZ	2000000228	9/30/2012	2.30
88107000	CAP Move-CWIP	UZ	2000000229	9/30/2012	57.96
88107000	CAP Move-CWIP	UZ	2000000229	9/30/2012	11.33
88107000	CAP Move-CWIP	UZ	2000000229	9/30/2012	23.84
88107000	CAP Move-CWIP	UZ	2000000229	9/30/2012	2.95
88107000	CAP Move-CWIP	UZ	2000000231	9/30/2012	0.34
88107000	CAP Move-CWIP	UZ	2000000231	9/30/2012	(10.21)
88107000	CAP Move-CWIP	UZ	2000000231	9/30/2012	(7.33)
88107000	CAP Move-CWIP	UZ	2000000231	9/30/2012	2.08
88107000	CAP Move-CWIP	UZ	2000000231	9/30/2012	5.65
88107000	CAP Move-CWIP	UZ	2000000231	9/30/2012	0.39
88107000	CAP Move-CWIP	UZ	2000000231	9/30/2012	32.52
88107000	CAP Move-CWIP	UN	2000000239	9/30/2012	(477.83)
88107000	CAP Move-CWIP	UZ	2000000217	9/30/2012	28.56
88107000	CAP Move-CWIP	UZ	2000000217	9/30/2012	429.21
88107000	CAP Move-CWIP	UZ	2000000217	9/30/2012	29.06
88107000	CAP Move-CWIP	UZ	2000000218	9/30/2012	56.85
88107000	CAP Move-CWIP	UZ	2000000218	9/30/2012	(27.50)
88107000	CAP Move-CWIP	UZ	2000000218	9/30/2012	(3.01)
88107000	CAP Move-CWIP	UZ	2000000218	9/30/2012	228.82
88107000	CAP Move-CWIP	UZ	2000000218	9/30/2012	(2.04)
88107000	CAP Move-CWIP	UZ	2000000218	9/30/2012	(161.01)
88107000	CAP Move-CWIP	UZ	2000000219	9/30/2012	175.53
88107000	CAP Move-CWIP	UZ	2000000220	9/30/2012	1,981.02
88107000	CAP Move-CWIP	UZ	2000000220	9/30/2012	(2.10)
88107000	CAP Move-CWIP	UZ	2000000221	9/30/2012	5.90
88107000	CAP Move-CWIP	UZ	2000000221	9/30/2012	4.15
88107000	CAP Move-CWIP	UZ	2000000221	9/30/2012	0.67
88107000	CAP Move-CWIP	UZ	2000000221	9/30/2012	47.67
88107000	CAP Move-CWIP	UZ	2000000229	9/30/2012	4.60
88107000	CAP Move-CWIP	UZ	2000000229	9/30/2012	(20.41)
88107000	CAP Move-CWIP	UZ	2000000229	9/30/2012	(0.01)
88107000	CAP Move-CWIP	UZ	2000000229	9/30/2012	115.93
88107000	CAP Move-CWIP	UZ	2000000229	9/30/2012	5.80
88107000	CAP Move-CWIP	UZ	2000000229	9/30/2012	22.65
88107000	CAP Move-CWIP	UZ	2000000231	9/30/2012	26.85
88107000	CAP Move-CWIP	UZ	2000000231	9/30/2012	65.04
88107000	CAP Move-CWIP	UZ	2000000231	9/30/2012	0.82
88107000	CAP Move-CWIP	UZ	2000000231	9/30/2012	11.29
88107000	CAP Move-CWIP	UZ	2000000231	9/30/2012	(14.66)
88107000	CAP Move-CWIP	UZ	2000000218	9/30/2012	2.51
88107000	CAP Move-CWIP	UN	2000000239	9/30/2012	(2.51)
88107000	CAP Move-CWIP	UZ	2000000217	9/30/2012	(2.81)
88107000	CAP Move-CWIP	UZ	2000000217	9/30/2012	(2.05)
88107000	CAP Move-CWIP	UZ	2000000217	9/30/2012	(0.23)
88107000	CAP Move-CWIP	UZ	2000000217	9/30/2012	(0.30)
88107000	CAP Move-CWIP	UZ	2000000217	9/30/2012	(0.19)
88107000	CAP Move-CWIP	UZ	2000000218	9/30/2012	29.67
88107000	CAP Move-CWIP	UZ	2000000218	9/30/2012	38.68
88107000	CAP Move-CWIP	UZ	2000000217	9/30/2012	116.52
88107000	CAP Move-CWIP	UZ	2000000217	9/30/2012	61.67
88107000	CAP Move-CWIP	UZ	2000000217	9/30/2012	(3,468.64)
88107000	CAP Move-CWIP	UZ	2000000218	9/30/2012	(97.94)
88107000	CAP Move-CWIP	UZ	2000000218	9/30/2012	80.40
88107000	CAP Move-CWIP	UZ	2000000218	9/30/2012	6.11
88107000	CAP Move-CWIP	UZ	2000000218	9/30/2012	9.68
88107000	CAP Move-CWIP	UZ	2000000218	9/30/2012	1.83

Kentucky American Water Company  
Case No. 2012-00520  
Response to PSC DR1, Item 31

Account	Description	Doc Type	Document Number	Posting Date	Amount
88107000	CAP Move-CWIP	UZ	2000000221	9/30/2012	1.47
88107000	CAP Move-CWIP	UZ	2000000229	9/30/2012	2.83
88107000	CAP Move-CWIP	UZ	2000000229	9/30/2012	16.25
88107000	CAP Move-CWIP	UZ	2000000229	9/30/2012	6.70
88107000	CAP Move-CWIP	UZ	2000000229	9/30/2012	(5.10)
88107000	CAP Move-CWIP	UZ	2000000229	9/30/2012	1.15
88107000	CAP Move-CWIP	UZ	2000000229	9/30/2012	0.17
88107000	CAP Move-CWIP	UZ	2000000229	9/30/2012	1.44
88107000	CAP Move-CWIP	UZ	2000000229	9/30/2012	5.67
88107000	CAP Move-CWIP	UZ	2000000230	9/30/2012	1.04
88107000	CAP Move-CWIP	UZ	2000000231	9/30/2012	11.92
88107000	CAP Move-CWIP	UZ	2000000231	9/30/2012	0.21
88107000	CAP Move-CWIP	UZ	2000000231	9/30/2012	(3.67)
88107000	CAP Move-CWIP	UZ	2000000232	9/30/2012	28.99
88107000	CAP Move-CWIP	UZ	2000000217	9/30/2012	6.12
88107000	CAP Move-CWIP	UZ	2000000217	9/30/2012	87.68
88107000	CAP Move-CWIP	UZ	2000000217	9/30/2012	9.68
88107000	CAP Move-CWIP	UZ	2000000217	9/30/2012	1.83
88107000	CAP Move-CWIP	UZ	2000000218	9/30/2012	4,813.68
88107000	CAP Move-CWIP	UZ	2000000218	9/30/2012	116.52
88107000	CAP Move-CWIP	UZ	2000000218	9/30/2012	(131.49)
88107000	CAP Move-CWIP	UZ	2000000219	9/30/2012	67.26
88107000	CAP Move-CWIP	UZ	2000000221	9/30/2012	1.15
88107000	CAP Move-CWIP	UZ	2000000221	9/30/2012	5.67
88107000	CAP Move-CWIP	UZ	2000000229	9/30/2012	(5.10)
88107000	CAP Move-CWIP	UZ	2000000229	9/30/2012	1.04
88107000	CAP Move-CWIP	UZ	2000000229	9/30/2012	0.21
88107000	CAP Move-CWIP	UZ	2000000229	9/30/2012	(3.67)
88107000	CAP Move-CWIP	UZ	2000000229	9/30/2012	0.17
88107000	CAP Move-CWIP	UZ	2000000231	9/30/2012	6.70
88107000	CAP Move-CWIP	UZ	2000000231	9/30/2012	2.83
88107000	CAP Move-CWIP	UZ	2000000231	9/30/2012	1.47
88107000	CAP Move-CWIP	UZ	2000000231	9/30/2012	16.25
88107000	CAP Move-CWIP	UZ	2000000231	9/30/2012	1.44
88107000	CAP Move-CWIP	UZ	2000000231	9/30/2012	11.92
88107000	CAP Move-CWIP	UZ	2000000231	9/30/2012	28.99
88107000	CAP Move-CWIP	UZ	2000000217	9/30/2012	259.85
88107000	CAP Move-CWIP	UZ	2000000217	9/30/2012	1.05
88107000	CAP Move-CWIP	UZ	2000000218	9/30/2012	1,193.23
88107000	CAP Move-CWIP	UZ	2000000218	9/30/2012	(328.14)
88107000	CAP Move-CWIP	UZ	2000000218	9/30/2012	134.33
88107000	CAP Move-CWIP	UZ	2000000218	9/30/2012	1,424.52
88107000	CAP Move-CWIP	UZ	2000000218	9/30/2012	12.48
88107000	CAP Move-CWIP	UZ	2000000218	9/30/2012	199.33
88107000	CAP Move-CWIP	UZ	2000000220	9/30/2012	8.37
88107000	CAP Move-CWIP	UZ	2000000221	9/30/2012	1.04
88107000	CAP Move-CWIP	UZ	2000000221	9/30/2012	1.44
88107000	CAP Move-CWIP	UZ	2000000221	9/30/2012	5.67
88107000	CAP Move-CWIP	UZ	2000000221	9/30/2012	6.70
88107000	CAP Move-CWIP	UZ	2000000229	9/30/2012	28.99
88107000	CAP Move-CWIP	UZ	2000000229	9/30/2012	0.17
88107000	CAP Move-CWIP	UZ	2000000229	9/30/2012	1.15
88107000	CAP Move-CWIP	UZ	2000000229	9/30/2012	2.83
88107000	CAP Move-CWIP	UZ	2000000229	9/30/2012	1.47
88107000	CAP Move-CWIP	UZ	2000000229	9/30/2012	(3.67)
88107000	CAP Move-CWIP	UZ	2000000231	9/30/2012	(5.10)
88107000	CAP Move-CWIP	UZ	2000000231	9/30/2012	0.21
88107000	CAP Move-CWIP	UZ	2000000231	9/30/2012	11.92
88107000	CAP Move-CWIP	UZ	2000000231	9/30/2012	16.25
88107000	CAP Move-CWIP	UZ	2000000217	9/30/2012	155.53
88107000	CAP Move-CWIP	UZ	2000000217	9/30/2012	70.73
88107000	CAP Move-CWIP	UZ	2000000218	9/30/2012	17.18
88107000	CAP Move-CWIP	UZ	2000000218	9/30/2012	327.22
88107000	CAP Move-CWIP	UZ	2000000218	9/30/2012	202.75
88107000	CAP Move-CWIP	UZ	2000000218	9/30/2012	24.39
88107000	CAP Move-CWIP	UZ	2000000218	9/30/2012	1,978.96
88107000	CAP Move-CWIP	UZ	2000000218	9/30/2012	(270.25)
88107000	CAP Move-CWIP	UZ	2000000221	9/30/2012	4.15
88107000	CAP Move-CWIP	UZ	2000000221	9/30/2012	(0.01)
88107000	CAP Move-CWIP	UZ	2000000221	9/30/2012	5.90
88107000	CAP Move-CWIP	UZ	2000000221	9/30/2012	47.67
88107000	CAP Move-CWIP	UZ	2000000221	9/30/2012	4.60
88107000	CAP Move-CWIP	UZ	2000000229	9/30/2012	115.93
88107000	CAP Move-CWIP	UZ	2000000229	9/30/2012	0.67
88107000	CAP Move-CWIP	UZ	2000000231	9/30/2012	65.04
88107000	CAP Move-CWIP	UZ	2000000231	9/30/2012	22.65
88107000	CAP Move-CWIP	UZ	2000000231	9/30/2012	5.80

Kentucky American Water Company  
Case No. 2012-00520  
Response to PSC DR1, Item 31

Account	Description	Doc Type	Document Number	Posting Date	Amount
88107000	CAP Move-CWIP	UZ	2000000231	9/30/2012	(14.66)
88107000	CAP Move-CWIP	UZ	2000000231	9/30/2012	0.82
88107000	CAP Move-CWIP	UZ	2000000231	9/30/2012	(20.41)
88107000	CAP Move-CWIP	UZ	2000000231	9/30/2012	11.29
88107000	CAP Move-CWIP	UZ	2000000232	9/30/2012	26.85
88107000	CAP Move-CWIP	UZ	2000000217	9/30/2012	707.99
88107000	CAP Move-CWIP	UZ	2000000217	9/30/2012	95.91
88107000	CAP Move-CWIP	UZ	2000000217	9/30/2012	9.78
88107000	CAP Move-CWIP	UZ	2000000218	9/30/2012	(95.06)
88107000	CAP Move-CWIP	UZ	2000000218	9/30/2012	73.58
88107000	CAP Move-CWIP	UZ	2000000218	9/30/2012	41.43
88107000	CAP Move-CWIP	UZ	2000000218	9/30/2012	70.20
88107000	CAP Move-CWIP	UZ	2000000221	9/30/2012	(35.81)
88107000	CAP Move-CWIP	UZ	2000000221	9/30/2012	1.48
88107000	CAP Move-CWIP	UZ	2000000221	9/30/2012	(25.66)
88107000	CAP Move-CWIP	UZ	2000000228	9/30/2012	7.38
88107000	CAP Move-CWIP	UZ	2000000229	9/30/2012	202.93
88107000	CAP Move-CWIP	UZ	2000000229	9/30/2012	19.85
88107000	CAP Move-CWIP	UZ	2000000229	9/30/2012	1.44
88107000	CAP Move-CWIP	UZ	2000000229	9/30/2012	114.71
88107000	CAP Move-CWIP	UZ	2000000229	9/30/2012	(0.02)
88107000	CAP Move-CWIP	UZ	2000000229	9/30/2012	84.18
88107000	CAP Move-CWIP	UZ	2000000229	9/30/2012	10.38
88107000	CAP Move-CWIP	UZ	2000000231	9/30/2012	54.34
88107000	CAP Move-CWIP	UZ	2000000231	9/30/2012	28.10
88107000	CAP Move-CWIP	UZ	2000000231	9/30/2012	10.31
88107000	CAP Move-CWIP	UZ	2000000231	9/30/2012	39.88
88107000	CAP Move-CWIP	UZ	2000000218	9/30/2012	0.21
88107000	CAP Move-CWIP	UZ	2000000218	9/30/2012	0.16
88107000	CAP Move-CWIP	UZ	2000000217	9/30/2012	112.63
88107000	CAP Move-CWIP	UZ	2000000217	9/30/2012	43.87
88107000	CAP Move-CWIP	UZ	2000000218	9/30/2012	(158.00)
88107000	CAP Move-CWIP	UZ	2000000218	9/30/2012	94.11
88107000	CAP Move-CWIP	UZ	2000000218	9/30/2012	86.40
88107000	CAP Move-CWIP	UZ	2000000218	9/30/2012	722.02
88107000	CAP Move-CWIP	UZ	2000000218	9/30/2012	40.75
88107000	CAP Move-CWIP	UZ	2000000218	9/30/2012	673.01
88107000	CAP Move-CWIP	UZ	2000000221	9/30/2012	39.64
88107000	CAP Move-CWIP	UZ	2000000221	9/30/2012	10.14
88107000	CAP Move-CWIP	UZ	2000000221	9/30/2012	10.32
88107000	CAP Move-CWIP	UZ	2000000229	9/30/2012	1.18
88107000	CAP Move-CWIP	UZ	2000000229	9/30/2012	46.98
88107000	CAP Move-CWIP	UZ	2000000229	9/30/2012	19.79
88107000	CAP Move-CWIP	UZ	2000000229	9/30/2012	(35.72)
88107000	CAP Move-CWIP	UZ	2000000231	9/30/2012	8.05
88107000	CAP Move-CWIP	UZ	2000000231	9/30/2012	7.27
88107000	CAP Move-CWIP	UZ	2000000231	9/30/2012	(0.02)
88107000	CAP Move-CWIP	UZ	2000000231	9/30/2012	113.82
88107000	CAP Move-CWIP	UZ	2000000231	9/30/2012	202.88
88107000	CAP Move-CWIP	UZ	2000000231	9/30/2012	1.43
88107000	CAP Move-CWIP	UZ	2000000231	9/30/2012	(25.66)
88107000	CAP Move-CWIP	UZ	2000000231	9/30/2012	83.43
88107000	CAP Move-CWIP	UZ	2000000217	9/30/2012	0.21
88107000	CAP Move-CWIP	UZ	2000000218	9/30/2012	0.16
88107000	CAP Move-CWIP	UZ	2000000217	9/30/2012	23.60
88107000	CAP Move-CWIP	UZ	2000000217	9/30/2012	8.51
88107000	CAP Move-CWIP	UZ	2000000218	9/30/2012	(398.04)
88107000	CAP Move-CWIP	UZ	2000000218	9/30/2012	127.71
88107000	CAP Move-CWIP	UZ	2000000218	9/30/2012	20.04
88107000	CAP Move-CWIP	UZ	2000000218	9/30/2012	470.00
88107000	CAP Move-CWIP	UZ	2000000218	9/30/2012	316.62
88107000	CAP Move-CWIP	UZ	2000000220	9/30/2012	166.48
88107000	CAP Move-CWIP	UZ	2000000220	9/30/2012	1,661.24
88107000	CAP Move-CWIP	UZ	2000000221	9/30/2012	20.13
88107000	CAP Move-CWIP	UZ	2000000221	9/30/2012	35.74
88107000	CAP Move-CWIP	UZ	2000000221	9/30/2012	4.34
88107000	CAP Move-CWIP	UZ	2000000221	9/30/2012	3.45
88107000	CAP Move-CWIP	UZ	2000000229	9/30/2012	3.12
88107000	CAP Move-CWIP	UZ	2000000229	9/30/2012	16.99
88107000	CAP Move-CWIP	UZ	2000000229	9/30/2012	(0.01)
88107000	CAP Move-CWIP	UZ	2000000229	9/30/2012	8.47
88107000	CAP Move-CWIP	UZ	2000000229	9/30/2012	48.79
88107000	CAP Move-CWIP	UZ	2000000229	9/30/2012	86.96
88107000	CAP Move-CWIP	UZ	2000000231	9/30/2012	0.61
88107000	CAP Move-CWIP	UZ	2000000231	9/30/2012	(11.00)
88107000	CAP Move-CWIP	UZ	2000000231	9/30/2012	(15.31)
88107000	CAP Move-CWIP	UZ	2000000231	9/30/2012	0.50

Kentucky American Water Company  
Case No. 2012-00520  
Response to PSC DR1, Item 31

Account	Description	Doc Type	Document Number	Posting Date	Amount
88107000	CAP Move-CWIP	UZ	2000000231	9/30/2012	4.42
88107000	CAP Move-CWIP	UZ	2000000217	9/30/2012	0.02
88107000	CAP Move-CWIP	UZ	2000000218	9/30/2012	0.03
88107000	CAP Move-CWIP	UZ	2000000217	9/30/2012	19.07
88107000	CAP Move-CWIP	UZ	2000000218	9/30/2012	0.05
88107000	CAP Move-CWIP	UZ	2000000218	9/30/2012	(0.99)
88107000	CAP Move-CWIP	UZ	2000000218	9/30/2012	(0.82)
88107000	CAP Move-CWIP	UZ	2000000218	9/30/2012	(14.18)
88107000	CAP Move-CWIP	UZ	2000000218	9/30/2012	22.78
88107000	CAP Move-CWIP	UZ	2000000218	9/30/2012	53.81
88107000	CAP Move-CWIP	UZ	2000000218	9/30/2012	(97.71)
88107000	CAP Move-CWIP	UZ	2000000218	9/30/2012	2,215.02
88107000	CAP Move-CWIP	UZ	2000000218	9/30/2012	302.45
88107000	CAP Move-CWIP	UZ	2000000220	9/30/2012	70.14
88107000	CAP Move-CWIP	UZ	2000000220	9/30/2012	(1.18)
88107000	CAP Move-CWIP	UZ	2000000220	9/30/2012	468.82
88107000	CAP Move-CWIP	UZ	2000000221	9/30/2012	4.42
88107000	CAP Move-CWIP	UZ	2000000221	9/30/2012	48.79
88107000	CAP Move-CWIP	UZ	2000000228	9/30/2012	8.47
88107000	CAP Move-CWIP	UZ	2000000229	9/30/2012	0.61
88107000	CAP Move-CWIP	UZ	2000000229	9/30/2012	4.34
88107000	CAP Move-CWIP	UZ	2000000229	9/30/2012	3.45
88107000	CAP Move-CWIP	UZ	2000000229	9/30/2012	20.13
88107000	CAP Move-CWIP	UZ	2000000229	9/30/2012	0.50
88107000	CAP Move-CWIP	UZ	2000000229	9/30/2012	3.12
88107000	CAP Move-CWIP	UZ	2000000231	9/30/2012	(15.31)
88107000	CAP Move-CWIP	UZ	2000000231	9/30/2012	16.99
88107000	CAP Move-CWIP	UZ	2000000231	9/30/2012	(0.01)
88107000	CAP Move-CWIP	UZ	2000000231	9/30/2012	35.74
88107000	CAP Move-CWIP	UZ	2000000231	9/30/2012	86.96
88107000	CAP Move-CWIP	UZ	2000000231	9/30/2012	(11.00)
88107000	CAP Move-CWIP	UZ	2000000217	9/30/2012	0.10
88107000	CAP Move-CWIP	UZ	2000000218	9/30/2012	0.08
88107000	CAP Move-CWIP	UZ	2000000217	9/30/2012	76.66
88107000	CAP Move-CWIP	UZ	2000000217	9/30/2012	20.03
88107000	CAP Move-CWIP	UZ	2000000217	9/30/2012	11.30
88107000	CAP Move-CWIP	UZ	2000000217	9/30/2012	(95.33)
88107000	CAP Move-CWIP	UZ	2000000218	9/30/2012	58.81
88107000	CAP Move-CWIP	UZ	2000000218	9/30/2012	20.73
88107000	CAP Move-CWIP	UZ	2000000218	9/30/2012	356.33
88107000	CAP Move-CWIP	UZ	2000000218	9/30/2012	649.72
88107000	CAP Move-CWIP	UZ	2000000221	9/30/2012	65.04
88107000	CAP Move-CWIP	UZ	2000000221	9/30/2012	0.67
88107000	CAP Move-CWIP	UZ	2000000221	9/30/2012	(0.01)
88107000	CAP Move-CWIP	UZ	2000000221	9/30/2012	(14.66)
88107000	CAP Move-CWIP	UZ	2000000221	9/30/2012	47.67
88107000	CAP Move-CWIP	UZ	2000000229	9/30/2012	26.85
88107000	CAP Move-CWIP	UZ	2000000229	9/30/2012	0.82
88107000	CAP Move-CWIP	UZ	2000000229	9/30/2012	5.90
88107000	CAP Move-CWIP	UZ	2000000229	9/30/2012	(20.41)
88107000	CAP Move-CWIP	UZ	2000000231	9/30/2012	22.65
88107000	CAP Move-CWIP	UZ	2000000231	9/30/2012	4.15
88107000	CAP Move-CWIP	UZ	2000000231	9/30/2012	11.29
88107000	CAP Move-CWIP	UZ	2000000231	9/30/2012	5.80
88107000	CAP Move-CWIP	UZ	2000000231	9/30/2012	4.60
88107000	CAP Move-CWIP	UZ	2000000231	9/30/2012	115.93
88107000	CAP Move-CWIP	UZ	2000000217	9/30/2012	0.39
88107000	CAP Move-CWIP	UZ	2000000220	9/30/2012	0.51
88107000	CAP Move-CWIP	UZ	2000000217	9/30/2012	356.33
88107000	CAP Move-CWIP	UZ	2000000217	9/30/2012	20.73
88107000	CAP Move-CWIP	UZ	2000000218	9/30/2012	649.72
88107000	CAP Move-CWIP	UZ	2000000218	9/30/2012	20.03
88107000	CAP Move-CWIP	UZ	2000000218	9/30/2012	70.59
88107000	CAP Move-CWIP	UZ	2000000218	9/30/2012	11.30
88107000	CAP Move-CWIP	UZ	2000000218	9/30/2012	54.15
88107000	CAP Move-CWIP	UZ	2000000218	9/30/2012	(82.14)
88107000	CAP Move-CWIP	UZ	2000000221	9/30/2012	47.67
88107000	CAP Move-CWIP	UZ	2000000221	9/30/2012	0.67
88107000	CAP Move-CWIP	UZ	2000000229	9/30/2012	26.85
88107000	CAP Move-CWIP	UZ	2000000229	9/30/2012	(20.41)
88107000	CAP Move-CWIP	UZ	2000000229	9/30/2012	0.82
88107000	CAP Move-CWIP	UZ	2000000229	9/30/2012	5.80
88107000	CAP Move-CWIP	UZ	2000000231	9/30/2012	(0.01)
88107000	CAP Move-CWIP	UZ	2000000231	9/30/2012	(14.66)
88107000	CAP Move-CWIP	UZ	2000000231	9/30/2012	22.65
88107000	CAP Move-CWIP	UZ	2000000231	9/30/2012	4.60
88107000	CAP Move-CWIP	UZ	2000000231	9/30/2012	115.93

Kentucky American Water Company  
Case No. 2012-00520  
Response to PSC DR1, Item 31

Account	Description	Doc Type	Document Number	Posting Date	Amount
88107000	CAP Move-CWIP	UZ	2000000231	9/30/2012	65.04
88107000	CAP Move-CWIP	UZ	2000000231	9/30/2012	4.15
88107000	CAP Move-CWIP	UZ	2000000231	9/30/2012	11.29
88107000	CAP Move-CWIP	UZ	2000000231	9/30/2012	5.90
88107000	CAP Move-CWIP	UZ	2000000217	9/30/2012	0.59
88107000	CAP Move-CWIP	UZ	2000000220	9/30/2012	0.46
88107000	CAP Move-CWIP	UZ	2000000217	9/30/2012	(11.40)
88107000	CAP Move-CWIP	UZ	2000000217	9/30/2012	11,719.79
88107000	CAP Move-CWIP	UZ	2000000217	9/30/2012	(552.87)
88107000	CAP Move-CWIP	UZ	2000000217	9/30/2012	492.86
88107000	CAP Move-CWIP	UZ	2000000217	9/30/2012	(1.43)
88107000	CAP Move-CWIP	UZ	2000000218	9/30/2012	(1.35)
88107000	CAP Move-CWIP	UZ	2000000218	9/30/2012	14.96
88107000	CAP Move-CWIP	UZ	2000000218	9/30/2012	25.09
88107000	CAP Move-CWIP	UZ	2000000218	9/30/2012	(0.96)
88107000	CAP Move-CWIP	UZ	2000000218	9/30/2012	585.16
88107000	CAP Move-CWIP	UZ	2000000220	9/30/2012	31.97
88107000	CAP Move-CWIP	UZ	2000000220	9/30/2012	501.41
88107000	CAP Move-CWIP	UZ	2000000220	9/30/2012	378.08
88107000	CAP Move-CWIP	UZ	2000000221	9/30/2012	(25.51)
88107000	CAP Move-CWIP	UZ	2000000229	9/30/2012	7.24
88107000	CAP Move-CWIP	UZ	2000000229	9/30/2012	7.37
88107000	CAP Move-CWIP	UZ	2000000229	9/30/2012	(18.33)
88107000	CAP Move-CWIP	UZ	2000000229	9/30/2012	1.02
88107000	CAP Move-CWIP	UZ	2000000229	9/30/2012	14.13
88107000	CAP Move-CWIP	UZ	2000000229	9/30/2012	33.56
88107000	CAP Move-CWIP	UZ	2000000231	9/30/2012	59.60
88107000	CAP Move-CWIP	UZ	2000000231	9/30/2012	5.19
88107000	CAP Move-CWIP	UZ	2000000231	9/30/2012	0.84
88107000	CAP Move-CWIP	UZ	2000000231	9/30/2012	144.91
88107000	CAP Move-CWIP	UZ	2000000231	9/30/2012	81.31
88107000	CAP Move-CWIP	UZ	2000000231	9/30/2012	5.75
88107000	CAP Move-CWIP	UZ	2000000231	9/30/2012	28.31
88107000	CAP Move-CWIP	UZ	2000000231	9/30/2012	(0.01)
88107000	CAP Move-CWIP	UZ	2000000217	9/30/2012	(1.89)
88107000	CAP Move-CWIP	UZ	2000000217	9/30/2012	(367.51)
88107000	CAP Move-CWIP	UZ	2000000217	9/30/2012	576.82
88107000	CAP Move-CWIP	UZ	2000000217	9/30/2012	31.44
88107000	CAP Move-CWIP	UZ	2000000217	9/30/2012	(17.42)
88107000	CAP Move-CWIP	UZ	2000000217	9/30/2012	14.36
88107000	CAP Move-CWIP	UZ	2000000217	9/30/2012	489.54
88107000	CAP Move-CWIP	UZ	2000000217	9/30/2012	(1.15)
88107000	CAP Move-CWIP	UZ	2000000218	9/30/2012	236.57
88107000	CAP Move-CWIP	UZ	2000000218	9/30/2012	(1.61)
88107000	CAP Move-CWIP	UZ	2000000218	9/30/2012	11,027.95
88107000	CAP Move-CWIP	UZ	2000000220	9/30/2012	308.39
88107000	CAP Move-CWIP	UZ	2000000220	9/30/2012	24.61
88107000	CAP Move-CWIP	UZ	2000000221	9/30/2012	81.31
88107000	CAP Move-CWIP	UZ	2000000229	9/30/2012	(18.33)
88107000	CAP Move-CWIP	UZ	2000000229	9/30/2012	7.37
88107000	CAP Move-CWIP	UZ	2000000229	9/30/2012	5.19
88107000	CAP Move-CWIP	UZ	2000000229	9/30/2012	33.56
88107000	CAP Move-CWIP	UZ	2000000229	9/30/2012	28.31
88107000	CAP Move-CWIP	UZ	2000000231	9/30/2012	14.13
88107000	CAP Move-CWIP	UZ	2000000231	9/30/2012	59.60
88107000	CAP Move-CWIP	UZ	2000000231	9/30/2012	7.24
88107000	CAP Move-CWIP	UZ	2000000231	9/30/2012	144.91
88107000	CAP Move-CWIP	UZ	2000000231	9/30/2012	(0.01)
88107000	CAP Move-CWIP	UZ	2000000231	9/30/2012	0.84
88107000	CAP Move-CWIP	UZ	2000000231	9/30/2012	1.02
88107000	CAP Move-CWIP	UZ	2000000231	9/30/2012	5.75
88107000	CAP Move-CWIP	UZ	2000000231	9/30/2012	(25.51)
88107000	CAP Move-CWIP	UZ	2000000217	9/30/2012	0.03
88107000	CAP Move-CWIP	UZ	2000000217	9/30/2012	45.91
88107000	CAP Move-CWIP	UZ	2000000218	9/30/2012	35.22
88107000	CAP Move-CWIP	UZ	2000000217	9/30/2012	35.22
88107000	CAP Move-CWIP	UZ	2000000218	9/30/2012	45.91
88107000	CAP Move-CWIP	UZ	2000000217	9/30/2012	(0.03)
88107000	CAP Move-CWIP	UZ	2000000217	9/30/2012	0.01
88107000	CAP Move-CWIP	UZ	2000000217	9/30/2012	3,904.33
88107000	CAP Move-CWIP	UZ	2000000217	9/30/2012	8,333.01
88107000	CAP Move-CWIP	UZ	2000000217	9/30/2012	312.73
88107000	CAP Move-CWIP	UZ	2000000217	9/30/2012	8,047.83
88107000	CAP Move-CWIP	UZ	2000000217	9/30/2012	5,511.91
88107000	CAP Move-CWIP	UZ	2000000218	9/30/2012	973.86
88107000	CAP Move-CWIP	UZ	2000000218	9/30/2012	374.23
88107000	CAP Move-CWIP	UZ	2000000218	9/30/2012	407.67

Kentucky American Water Company  
Case No. 2012-00520  
Response to PSC DR1, Item 31

Account	Description	Doc Type	Document Number	Posting Date	Amount
88107000	CAP Move-CWIP	UZ	2000000221	9/30/2012	9.41
88107000	CAP Move-CWIP	UZ	2000000221	9/30/2012	(205.31)
88107000	CAP Move-CWIP	UZ	2000000221	9/30/2012	58.16
88107000	CAP Move-CWIP	UZ	2000000229	9/30/2012	64.40
88107000	CAP Move-CWIP	UZ	2000000229	9/30/2012	667.45
88107000	CAP Move-CWIP	UZ	2000000229	9/30/2012	(0.13)
88107000	CAP Move-CWIP	UZ	2000000229	9/30/2012	81.08
88107000	CAP Move-CWIP	UZ	2000000231	9/30/2012	317.16
88107000	CAP Move-CWIP	UZ	2000000231	9/30/2012	375.88
88107000	CAP Move-CWIP	UZ	2000000231	9/30/2012	11.41
88107000	CAP Move-CWIP	UZ	2000000231	9/30/2012	1,623.04
88107000	CAP Move-CWIP	UZ	2000000231	9/30/2012	910.60
88107000	CAP Move-CWIP	UZ	2000000231	9/30/2012	158.21
88107000	CAP Move-CWIP	UZ	2000000231	9/30/2012	(285.76)
88107000	CAP Move-CWIP	UZ	2000000231	9/30/2012	82.55
88107000	CAP Move-CWIP	UZ	2000000217	9/30/2012	0.15
88107000	CAP Move-CWIP	UZ	2000000218	9/30/2012	0.11
88107000	CAP Move-CWIP	UZ	2000000217	9/30/2012	(346.41)
88107000	CAP Move-CWIP	UZ	2000000217	9/30/2012	290.93
88107000	CAP Move-CWIP	UZ	2000000217	9/30/2012	349.57
88107000	CAP Move-CWIP	UZ	2000000218	9/30/2012	2,950.33
88107000	CAP Move-CWIP	UZ	2000000218	9/30/2012	8,036.23
88107000	CAP Move-CWIP	UZ	2000000218	9/30/2012	5,107.92
88107000	CAP Move-CWIP	UZ	2000000218	9/30/2012	268.16
88107000	CAP Move-CWIP	UZ	2000000218	9/30/2012	134.73
88107000	CAP Move-CWIP	UZ	2000000218	9/30/2012	3,400.24
88107000	CAP Move-CWIP	UZ	2000000221	9/30/2012	36.80
88107000	CAP Move-CWIP	UZ	2000000229	9/30/2012	(0.07)
88107000	CAP Move-CWIP	UZ	2000000229	9/30/2012	90.40
88107000	CAP Move-CWIP	UZ	2000000229	9/30/2012	6.53
88107000	CAP Move-CWIP	UZ	2000000229	9/30/2012	(163.29)
88107000	CAP Move-CWIP	UZ	2000000229	9/30/2012	381.40
88107000	CAP Move-CWIP	UZ	2000000229	9/30/2012	214.80
88107000	CAP Move-CWIP	UZ	2000000229	9/30/2012	181.25
88107000	CAP Move-CWIP	UZ	2000000229	9/30/2012	927.46
88107000	CAP Move-CWIP	UZ	2000000229	9/30/2012	47.17
88107000	CAP Move-CWIP	UZ	2000000231	9/30/2012	5.37
88107000	CAP Move-CWIP	UZ	2000000231	9/30/2012	33.24
88107000	CAP Move-CWIP	UZ	2000000231	9/30/2012	520.34
88107000	CAP Move-CWIP	UZ	2000000231	9/30/2012	(117.32)
88107000	CAP Move-CWIP	UZ	2000000231	9/30/2012	46.32
88107000	CAP Move-CWIP	UZ	2000000217	9/30/2012	(71.21)
88107000	CAP Move-CWIP	UZ	2000000217	9/30/2012	18.18
88107000	CAP Move-CWIP	UZ	2000000217	9/30/2012	52.65
88107000	CAP Move-CWIP	UZ	2000000217	9/30/2012	68.63
88107000	CAP Move-CWIP	UZ	2000000218	9/30/2012	604.39
88107000	CAP Move-CWIP	UZ	2000000218	9/30/2012	31.09
88107000	CAP Move-CWIP	UZ	2000000218	9/30/2012	76.23
88107000	CAP Move-CWIP	UZ	2000000221	9/30/2012	6.23
88107000	CAP Move-CWIP	UZ	2000000221	9/30/2012	(22.00)
88107000	CAP Move-CWIP	UZ	2000000221	9/30/2012	6.90
88107000	CAP Move-CWIP	UZ	2000000221	9/30/2012	40.27
88107000	CAP Move-CWIP	UZ	2000000229	9/30/2012	173.90
88107000	CAP Move-CWIP	UZ	2000000229	9/30/2012	(0.01)
88107000	CAP Move-CWIP	UZ	2000000229	9/30/2012	(30.62)
88107000	CAP Move-CWIP	UZ	2000000229	9/30/2012	8.84
88107000	CAP Move-CWIP	UZ	2000000229	9/30/2012	97.56
88107000	CAP Move-CWIP	UZ	2000000229	9/30/2012	8.68
88107000	CAP Move-CWIP	UZ	2000000229	9/30/2012	1.21
88107000	CAP Move-CWIP	UZ	2000000231	9/30/2012	71.53
88107000	CAP Move-CWIP	UZ	2000000231	9/30/2012	33.97
88107000	CAP Move-CWIP	UZ	2000000231	9/30/2012	16.95
88107000	CAP Move-CWIP	UZ	2000000231	9/30/2012	1.01
88107000	CAP Move-CWIP	UZ	2000000218	9/30/2012	1,828.36
88107000	CAP Move-CWIP	UN	2000000239	9/30/2012	(1,828.36)
88107000	CAP Move-CWIP	UZ	2000000218	9/30/2012	1,828.36
88107000	CAP Move-CWIP	UN	2000000239	9/30/2012	(1,828.36)
88107000	CAP Move-CWIP	UZ	2000000218	9/30/2012	1,828.36
88107000	CAP Move-CWIP	UN	2000000239	9/30/2012	(1,828.36)
88107000	CAP Move-CWIP	UZ	2000000217	9/30/2012	4.14
88107000	CAP Move-CWIP	UZ	2000000218	9/30/2012	(2.60)
88107000	CAP Move-CWIP	UN	2000000239	9/30/2012	(1.54)
88107000	CAP Move-CWIP	UZ	2000000217	9/30/2012	4.14
88107000	CAP Move-CWIP	UZ	2000000218	9/30/2012	(4.99)
88107000	CAP Move-CWIP	UN	2000000239	9/30/2012	0.85
88107000	CAP Move-CWIP	UZ	2000000217	9/30/2012	4.14
88107000	CAP Move-CWIP	UZ	2000000218	9/30/2012	(5.24)

Kentucky American Water Company  
Case No. 2012-00520  
Response to PSC DR1, Item 31

Account	Description	Doc Type	Document Number	Posting Date	Amount
88107000	CAP Move-CWIP	UN	2000000239	9/30/2012	1.10
88107000	CAP Move-CWIP	UZ	2000000218	9/30/2012	(0.64)
88107000	CAP Move-CWIP	UN	2000000239	9/30/2012	0.64
88107000	CAP Move-CWIP	UZ	2000000218	9/30/2012	(0.64)
88107000	CAP Move-CWIP	UN	2000000239	9/30/2012	0.64
88107000	CAP Move-CWIP	UZ	2000000218	9/30/2012	(0.64)
88107000	CAP Move-CWIP	UN	2000000239	9/30/2012	0.64
88107000	CAP Move-CWIP	UZ	2000000218	9/30/2012	16.79
88107000	CAP Move-CWIP	UN	2000000239	9/30/2012	(16.79)
88107000	CAP Move-CWIP	UZ	2000000217	9/30/2012	(21.79)
88107000	CAP Move-CWIP	UN	2000000239	9/30/2012	21.79
88107000	CAP Move-CWIP	UZ	2000000218	9/30/2012	(0.31)
88107000	CAP Move-CWIP	UN	2000000239	9/30/2012	0.31
88107000	CAP Move-CWIP	UZ	2000000217	9/30/2012	45.33
88107000	CAP Move-CWIP	UZ	2000000217	9/30/2012	37.72
88107000	CAP Move-CWIP	UZ	2000000217	9/30/2012	(25.34)
88107000	CAP Move-CWIP	UZ	2000000217	9/30/2012	491.52
88107000	CAP Move-CWIP	UZ	2000000218	9/30/2012	(273.97)
88107000	CAP Move-CWIP	UZ	2000000218	9/30/2012	71.70
88107000	CAP Move-CWIP	UZ	2000000218	9/30/2012	(10.01)
88107000	CAP Move-CWIP	UZ	2000000220	9/30/2012	(40.08)
88107000	CAP Move-CWIP	UZ	2000000220	9/30/2012	(21.62)
88107000	CAP Move-CWIP	UZ	2000000221	9/30/2012	33.56
88107000	CAP Move-CWIP	UZ	2000000221	9/30/2012	0.84
88107000	CAP Move-CWIP	UZ	2000000221	9/30/2012	144.91
88107000	CAP Move-CWIP	UZ	2000000221	9/30/2012	14.13
88107000	CAP Move-CWIP	UZ	2000000229	9/30/2012	(25.51)
88107000	CAP Move-CWIP	UZ	2000000229	9/30/2012	28.31
88107000	CAP Move-CWIP	UZ	2000000229	9/30/2012	7.37
88107000	CAP Move-CWIP	UZ	2000000229	9/30/2012	1.02
88107000	CAP Move-CWIP	UZ	2000000231	9/30/2012	59.60
88107000	CAP Move-CWIP	UZ	2000000231	9/30/2012	7.24
88107000	CAP Move-CWIP	UZ	2000000231	9/30/2012	5.75
88107000	CAP Move-CWIP	UZ	2000000231	9/30/2012	(18.33)
88107000	CAP Move-CWIP	UZ	2000000231	9/30/2012	5.19
88107000	CAP Move-CWIP	UZ	2000000231	9/30/2012	(0.01)
88107000	CAP Move-CWIP	UZ	2000000231	9/30/2012	81.31
88107000	CAP Move-CWIP	UN	2000000239	9/30/2012	(620.63)
88107000	CAP Move-CWIP	UZ	2000000217	9/30/2012	(1.78)
88107000	CAP Move-CWIP	UN	2000000239	9/30/2012	1.78
88107000	CAP Move-CWIP	UZ	2000000217	9/30/2012	21.45
88107000	CAP Move-CWIP	UZ	2000000218	9/30/2012	16.45
88107000	CAP Move-CWIP	UZ	2000000218	9/30/2012	1,495.01
88107000	CAP Move-CWIP	UZ	2000000217	9/30/2012	3.24
88107000	CAP Move-CWIP	UZ	2000000217	9/30/2012	6.21
88107000	CAP Move-CWIP	UZ	2000000217	9/30/2012	(7.48)
88107000	CAP Move-CWIP	UZ	2000000218	9/30/2012	4.23
88107000	CAP Move-CWIP	UZ	2000000218	9/30/2012	1,828.36
88107000	CAP Move-CWIP	UZ	2000000217	9/30/2012	1,828.36
88107000	CAP Move-CWIP	UZ	2000000217	9/30/2012	(7.48)
88107000	CAP Move-CWIP	UZ	2000000218	9/30/2012	4.23
88107000	CAP Move-CWIP	UZ	2000000220	9/30/2012	3.24
88107000	CAP Move-CWIP	UZ	2000000220	9/30/2012	6.21
88107000	CAP Move-CWIP	UZ	2000000217	9/30/2012	1,825.47
88107000	CAP Move-CWIP	UZ	2000000218	9/30/2012	16.45
88107000	CAP Move-CWIP	UZ	2000000218	9/30/2012	21.44
88107000	CAP Move-CWIP	UZ	2000000217	9/30/2012	36.04
88107000	CAP Move-CWIP	UZ	2000000218	9/30/2012	27.65
88107000	CAP Move-CWIP	UZ	2000000218	9/30/2012	27.65
88107000	CAP Move-CWIP	UZ	2000000218	9/30/2012	36.04
88107000	CAP Move-CWIP	UZ	2000000217	9/30/2012	247.03
88107000	CAP Move-CWIP	UZ	2000000218	9/30/2012	0.39
88107000	CAP Move-CWIP	UN	2000000239	9/30/2012	(247.42)
88107000	CAP Move-CWIP	UZ	2000000217	9/30/2012	247.03
88107000	CAP Move-CWIP	UZ	2000000217	9/30/2012	0.39
88107000	CAP Move-CWIP	UN	2000000239	9/30/2012	(247.42)
88107000	CAP Move-CWIP	UZ	2000000217	9/30/2012	247.03
88107000	CAP Move-CWIP	UZ	2000000217	9/30/2012	0.39
88107000	CAP Move-CWIP	UN	2000000239	9/30/2012	(247.42)
88107000	CAP Move-CWIP	UZ	2000000217	9/30/2012	13.19
88107000	CAP Move-CWIP	UZ	2000000217	9/30/2012	370.55
88107000	CAP Move-CWIP	UZ	2000000218	9/30/2012	0.59
88107000	CAP Move-CWIP	UZ	2000000220	9/30/2012	17.20
88107000	CAP Move-CWIP	UZ	2000000217	9/30/2012	0.59
88107000	CAP Move-CWIP	UZ	2000000217	9/30/2012	17.20
88107000	CAP Move-CWIP	UZ	2000000217	9/30/2012	370.55
88107000	CAP Move-CWIP	UZ	2000000220	9/30/2012	13.19



Kentucky American Water Company  
Case No. 2012-00520  
Response to PSC DR1, Item 31

Account	Description	Doc Type	Document Number	Posting Date	Amount
88107000	CAP Move-CWIP	UZ	2000000217	9/30/2012	3.49
88107000	CAP Move-CWIP	UZ	2000000218	9/30/2012	2.68
88107000	CAP Move-CWIP	UZ	2000000218	9/30/2012	(6.11)
88107000	CAP Move-CWIP	UZ	2000000220	9/30/2012	3.04
88107000	CAP Move-CWIP	UZ	2000000218	9/30/2012	0.01
88107000	CAP Move-CWIP	UZ	2000000220	9/30/2012	3,910.00
88107000	CAP Move-CWIP	UZ	2000000217	9/30/2012	20.69
88107000	CAP Move-CWIP	UZ	2000000220	9/30/2012	26.97
88107000	CAP Move-CWIP	UZ	2000000218	9/30/2012	20.69
88107000	CAP Move-CWIP	UZ	2000000218	9/30/2012	26.97
88107000	CAP Move-CWIP	UZ	2000000217	9/30/2012	319.25
88107000	CAP Move-CWIP	UZ	2000000217	9/30/2012	(7.84)
88107000	CAP Move-CWIP	UZ	2000000217	9/30/2012	11.56
88107000	CAP Move-CWIP	UZ	2000000217	9/30/2012	17.32
88107000	CAP Move-CWIP	UZ	2000000218	9/30/2012	11.14
88107000	CAP Move-CWIP	UZ	2000000221	9/30/2012	35.74
88107000	CAP Move-CWIP	UZ	2000000221	9/30/2012	(0.01)
88107000	CAP Move-CWIP	UZ	2000000229	9/30/2012	8.47
88107000	CAP Move-CWIP	UZ	2000000229	9/30/2012	4.34
88107000	CAP Move-CWIP	UZ	2000000229	9/30/2012	0.50
88107000	CAP Move-CWIP	UZ	2000000229	9/30/2012	(11.00)
88107000	CAP Move-CWIP	UZ	2000000231	9/30/2012	3.12
88107000	CAP Move-CWIP	UZ	2000000231	9/30/2012	86.96
88107000	CAP Move-CWIP	UZ	2000000231	9/30/2012	3.45
88107000	CAP Move-CWIP	UZ	2000000231	9/30/2012	(15.31)
88107000	CAP Move-CWIP	UZ	2000000231	9/30/2012	0.61
88107000	CAP Move-CWIP	UZ	2000000231	9/30/2012	4.42
88107000	CAP Move-CWIP	UZ	2000000231	9/30/2012	20.13
88107000	CAP Move-CWIP	UZ	2000000231	9/30/2012	16.99
88107000	CAP Move-CWIP	UZ	2000000231	9/30/2012	48.79
88107000	CAP Move-CWIP	UN	2000000239	9/30/2012	(558.63)
88107000	CAP Move-CWIP	UZ	2000000217	9/30/2012	581.93
88107000	CAP Move-CWIP	UZ	2000000217	9/30/2012	40.06
88107000	CAP Move-CWIP	UZ	2000000217	9/30/2012	18.48
88107000	CAP Move-CWIP	UZ	2000000218	9/30/2012	25.86
88107000	CAP Move-CWIP	UZ	2000000218	9/30/2012	(115.69)
88107000	CAP Move-CWIP	UZ	2000000218	9/30/2012	589.10
88107000	CAP Move-CWIP	UZ	2000000221	9/30/2012	6.23
88107000	CAP Move-CWIP	UZ	2000000221	9/30/2012	8.68
88107000	CAP Move-CWIP	UZ	2000000221	9/30/2012	1.21
88107000	CAP Move-CWIP	UZ	2000000221	9/30/2012	16.95
88107000	CAP Move-CWIP	UZ	2000000229	9/30/2012	1.01
88107000	CAP Move-CWIP	UZ	2000000229	9/30/2012	97.56
88107000	CAP Move-CWIP	UZ	2000000229	9/30/2012	33.97
88107000	CAP Move-CWIP	UZ	2000000229	9/30/2012	173.90
88107000	CAP Move-CWIP	UZ	2000000229	9/30/2012	6.90
88107000	CAP Move-CWIP	UZ	2000000231	9/30/2012	71.53
88107000	CAP Move-CWIP	UZ	2000000231	9/30/2012	40.27
88107000	CAP Move-CWIP	UZ	2000000231	9/30/2012	(22.00)
88107000	CAP Move-CWIP	UZ	2000000231	9/30/2012	(0.01)
88107000	CAP Move-CWIP	UZ	2000000231	9/30/2012	(30.62)
88107000	CAP Move-CWIP	UZ	2000000231	9/30/2012	8.84
88107000	CAP Move-CWIP	UN	2000000239	9/30/2012	(1,554.16)
88107000	CAP Move-CWIP	UZ	2000000217	9/30/2012	459.58
88107000	CAP Move-CWIP	UN	2000000239	9/30/2012	(459.58)
88107000	CAP Move-CWIP	UZ	2000000217	9/30/2012	(14.75)
88107000	CAP Move-CWIP	UZ	2000000217	9/30/2012	7.50
88107000	CAP Move-CWIP	UZ	2000000218	9/30/2012	412.37
88107000	CAP Move-CWIP	UZ	2000000218	9/30/2012	24.17
88107000	CAP Move-CWIP	UZ	2000000218	9/30/2012	437.69
88107000	CAP Move-CWIP	UZ	2000000218	9/30/2012	31.60
88107000	CAP Move-CWIP	UZ	2000000221	9/30/2012	26.85
88107000	CAP Move-CWIP	UZ	2000000221	9/30/2012	5.80
88107000	CAP Move-CWIP	UZ	2000000229	9/30/2012	47.67
88107000	CAP Move-CWIP	UZ	2000000229	9/30/2012	(14.66)
88107000	CAP Move-CWIP	UZ	2000000229	9/30/2012	(20.41)
88107000	CAP Move-CWIP	UZ	2000000229	9/30/2012	4.60
88107000	CAP Move-CWIP	UZ	2000000229	9/30/2012	(0.01)
88107000	CAP Move-CWIP	UZ	2000000229	9/30/2012	4.15
88107000	CAP Move-CWIP	UZ	2000000229	9/30/2012	5.90
88107000	CAP Move-CWIP	UZ	2000000230	9/30/2012	0.67
88107000	CAP Move-CWIP	UZ	2000000231	9/30/2012	115.93
88107000	CAP Move-CWIP	UZ	2000000231	9/30/2012	65.04
88107000	CAP Move-CWIP	UZ	2000000231	9/30/2012	22.65
88107000	CAP Move-CWIP	UZ	2000000231	9/30/2012	0.82
88107000	CAP Move-CWIP	UZ	2000000231	9/30/2012	11.29
88107000	CAP Move-CWIP	UN	2000000239	9/30/2012	(1,174.87)

Kentucky American Water Company  
Case No. 2012-00520  
Response to PSC DR1, Item 31

Account	Description	Doc Type	Document Number	Posting Date	Amount
88107000	CAP Move-CWIP	UZ	2000000217	9/30/2012	161.25
88107000	CAP Move-CWIP	UZ	2000000217	9/30/2012	10.02
88107000	CAP Move-CWIP	UZ	2000000217	9/30/2012	8.16
88107000	CAP Move-CWIP	UZ	2000000218	9/30/2012	(184.59)
88107000	CAP Move-CWIP	UZ	2000000218	9/30/2012	(91.85)
88107000	CAP Move-CWIP	UZ	2000000220	9/30/2012	314.10
88107000	CAP Move-CWIP	UZ	2000000221	9/30/2012	2.95
88107000	CAP Move-CWIP	UZ	2000000221	9/30/2012	(10.21)
88107000	CAP Move-CWIP	UZ	2000000221	9/30/2012	2.30
88107000	CAP Move-CWIP	UZ	2000000221	9/30/2012	(7.33)
88107000	CAP Move-CWIP	UZ	2000000221	9/30/2012	32.52
88107000	CAP Move-CWIP	UZ	2000000228	9/30/2012	11.33
88107000	CAP Move-CWIP	UZ	2000000229	9/30/2012	0.39
88107000	CAP Move-CWIP	UZ	2000000229	9/30/2012	2.90
88107000	CAP Move-CWIP	UZ	2000000229	9/30/2012	23.84
88107000	CAP Move-CWIP	UZ	2000000229	9/30/2012	13.43
88107000	CAP Move-CWIP	UZ	2000000229	9/30/2012	57.96
88107000	CAP Move-CWIP	UZ	2000000229	9/30/2012	2.08
88107000	CAP Move-CWIP	UZ	2000000229	9/30/2012	5.65
88107000	CAP Move-CWIP	UZ	2000000229	9/30/2012	0.34
88107000	CAP Move-CWIP	UN	2000000239	9/30/2012	(355.24)
88107000	CAP Move-CWIP	UZ	2000000217	9/30/2012	23.97
88107000	CAP Move-CWIP	UZ	2000000217	9/30/2012	20.53
88107000	CAP Move-CWIP	UZ	2000000217	9/30/2012	(10.50)
88107000	CAP Move-CWIP	UZ	2000000217	9/30/2012	397.77
88107000	CAP Move-CWIP	UZ	2000000218	9/30/2012	212.08
88107000	CAP Move-CWIP	UZ	2000000218	9/30/2012	12.19
88107000	CAP Move-CWIP	UZ	2000000221	9/30/2012	115.93
88107000	CAP Move-CWIP	UZ	2000000221	9/30/2012	5.80
88107000	CAP Move-CWIP	UZ	2000000221	9/30/2012	22.65
88107000	CAP Move-CWIP	UZ	2000000221	9/30/2012	(14.66)
88107000	CAP Move-CWIP	UZ	2000000221	9/30/2012	4.60
88107000	CAP Move-CWIP	UZ	2000000221	9/30/2012	11.29
88107000	CAP Move-CWIP	UZ	2000000229	9/30/2012	0.67
88107000	CAP Move-CWIP	UZ	2000000229	9/30/2012	26.85
88107000	CAP Move-CWIP	UZ	2000000229	9/30/2012	(20.41)
88107000	CAP Move-CWIP	UZ	2000000231	9/30/2012	5.90
88107000	CAP Move-CWIP	UZ	2000000231	9/30/2012	(0.01)
88107000	CAP Move-CWIP	UZ	2000000231	9/30/2012	65.04
88107000	CAP Move-CWIP	UZ	2000000231	9/30/2012	4.15
88107000	CAP Move-CWIP	UZ	2000000231	9/30/2012	0.82
88107000	CAP Move-CWIP	UZ	2000000231	9/30/2012	47.67
88107000	CAP Move-CWIP	UN	2000000239	9/30/2012	(932.33)
88107000	CAP Move-CWIP	UZ	2000000217	9/30/2012	(10.47)
88107000	CAP Move-CWIP	UZ	2000000217	9/30/2012	212.08
88107000	CAP Move-CWIP	UZ	2000000217	9/30/2012	20.52
88107000	CAP Move-CWIP	UZ	2000000217	9/30/2012	12.16
88107000	CAP Move-CWIP	UZ	2000000220	9/30/2012	397.77
88107000	CAP Move-CWIP	UZ	2000000220	9/30/2012	23.96
88107000	CAP Move-CWIP	UZ	2000000221	9/30/2012	(14.66)
88107000	CAP Move-CWIP	UZ	2000000221	9/30/2012	65.04
88107000	CAP Move-CWIP	UZ	2000000221	9/30/2012	(20.41)
88107000	CAP Move-CWIP	UZ	2000000221	9/30/2012	4.15
88107000	CAP Move-CWIP	UZ	2000000229	9/30/2012	47.67
88107000	CAP Move-CWIP	UZ	2000000229	9/30/2012	115.93
88107000	CAP Move-CWIP	UZ	2000000229	9/30/2012	26.85
88107000	CAP Move-CWIP	UZ	2000000229	9/30/2012	0.67
88107000	CAP Move-CWIP	UZ	2000000229	9/30/2012	5.90
88107000	CAP Move-CWIP	UZ	2000000229	9/30/2012	4.60
88107000	CAP Move-CWIP	UZ	2000000229	9/30/2012	0.82
88107000	CAP Move-CWIP	UZ	2000000231	9/30/2012	22.65
88107000	CAP Move-CWIP	UZ	2000000231	9/30/2012	5.80
88107000	CAP Move-CWIP	UZ	2000000231	9/30/2012	11.29
88107000	CAP Move-CWIP	UZ	2000000231	9/30/2012	(0.01)
88107000	CAP Move-CWIP	UN	2000000239	9/30/2012	(932.31)
88107000	CAP Move-CWIP	UZ	2000000217	9/30/2012	212.08
88107000	CAP Move-CWIP	UZ	2000000217	9/30/2012	12.19
88107000	CAP Move-CWIP	UZ	2000000218	9/30/2012	20.53
88107000	CAP Move-CWIP	UZ	2000000218	9/30/2012	23.97
88107000	CAP Move-CWIP	UZ	2000000218	9/30/2012	(10.76)
88107000	CAP Move-CWIP	UZ	2000000220	9/30/2012	397.77
88107000	CAP Move-CWIP	UZ	2000000221	9/30/2012	47.67
88107000	CAP Move-CWIP	UZ	2000000228	9/30/2012	22.65
88107000	CAP Move-CWIP	UZ	2000000229	9/30/2012	65.04
88107000	CAP Move-CWIP	UZ	2000000229	9/30/2012	26.85
88107000	CAP Move-CWIP	UZ	2000000229	9/30/2012	5.80
88107000	CAP Move-CWIP	UZ	2000000229	9/30/2012	115.93

Kentucky American Water Company  
Case No. 2012-00520  
Response to PSC DR1, Item 31

Account	Description	Doc Type	Document Number	Posting Date	Amount
88107000	CAP Move-CWIP	UZ	2000000229	9/30/2012	(0.01)
88107000	CAP Move-CWIP	UZ	2000000229	9/30/2012	11.29
88107000	CAP Move-CWIP	UZ	2000000231	9/30/2012	(20.41)
88107000	CAP Move-CWIP	UZ	2000000231	9/30/2012	0.82
88107000	CAP Move-CWIP	UZ	2000000231	9/30/2012	4.60
88107000	CAP Move-CWIP	UZ	2000000231	9/30/2012	5.90
88107000	CAP Move-CWIP	UZ	2000000231	9/30/2012	0.67
88107000	CAP Move-CWIP	UZ	2000000231	9/30/2012	(14.66)
88107000	CAP Move-CWIP	UZ	2000000231	9/30/2012	4.15
88107000	CAP Move-CWIP	UN	2000000239	9/30/2012	(932.07)
88107000	CAP Move-CWIP	UZ	2000000217	9/30/2012	2,954.64
88107000	CAP Move-CWIP	UZ	2000000217	9/30/2012	(551.76)
88107000	CAP Move-CWIP	UZ	2000000217	9/30/2012	81.47
88107000	CAP Move-CWIP	UZ	2000000218	9/30/2012	174.83
88107000	CAP Move-CWIP	UZ	2000000218	9/30/2012	5,350.17
88107000	CAP Move-CWIP	UZ	2000000218	9/30/2012	1,438.72
88107000	CAP Move-CWIP	UZ	2000000218	9/30/2012	(4,253.49)
88107000	CAP Move-CWIP	UZ	2000000221	9/30/2012	3.06
88107000	CAP Move-CWIP	UZ	2000000221	9/30/2012	(0.03)
88107000	CAP Move-CWIP	UZ	2000000221	9/30/2012	100.67
88107000	CAP Move-CWIP	UZ	2000000221	9/30/2012	22.11
88107000	CAP Move-CWIP	UZ	2000000221	9/30/2012	42.37
88107000	CAP Move-CWIP	UZ	2000000221	9/30/2012	84.95
88107000	CAP Move-CWIP	UZ	2000000229	9/30/2012	2.52
88107000	CAP Move-CWIP	UZ	2000000229	9/30/2012	243.91
88107000	CAP Move-CWIP	UZ	2000000229	9/30/2012	178.77
88107000	CAP Move-CWIP	UZ	2000000229	9/30/2012	(54.99)
88107000	CAP Move-CWIP	UZ	2000000229	9/30/2012	15.58
88107000	CAP Move-CWIP	UZ	2000000229	9/30/2012	(76.54)
88107000	CAP Move-CWIP	UZ	2000000231	9/30/2012	17.25
88107000	CAP Move-CWIP	UZ	2000000231	9/30/2012	434.74
88107000	CAP Move-CWIP	UZ	2000000231	9/30/2012	21.72
88107000	CAP Move-CWIP	UN	2000000239	9/30/2012	(6,230.67)
88107000	CAP Move-CWIP	UZ	2000000217	9/30/2012	(1,988.33)
88107000	CAP Move-CWIP	UZ	2000000217	9/30/2012	1,116.37
88107000	CAP Move-CWIP	UZ	2000000217	9/30/2012	5,350.17
88107000	CAP Move-CWIP	UZ	2000000217	9/30/2012	(736.19)
88107000	CAP Move-CWIP	UZ	2000000218	9/30/2012	83.44
88107000	CAP Move-CWIP	UZ	2000000218	9/30/2012	82.54
88107000	CAP Move-CWIP	UZ	2000000220	9/30/2012	6,820.95
88107000	CAP Move-CWIP	UZ	2000000229	9/30/2012	2.44
88107000	CAP Move-CWIP	UZ	2000000229	9/30/2012	(43.99)
88107000	CAP Move-CWIP	UZ	2000000229	9/30/2012	80.56
88107000	CAP Move-CWIP	UZ	2000000229	9/30/2012	17.38
88107000	CAP Move-CWIP	UZ	2000000229	9/30/2012	17.69
88107000	CAP Move-CWIP	UZ	2000000229	9/30/2012	(61.23)
88107000	CAP Move-CWIP	UZ	2000000229	9/30/2012	195.12
88107000	CAP Move-CWIP	UZ	2000000229	9/30/2012	347.79
88107000	CAP Move-CWIP	UZ	2000000229	9/30/2012	12.46
88107000	CAP Move-CWIP	UZ	2000000231	9/30/2012	67.97
88107000	CAP Move-CWIP	UZ	2000000231	9/30/2012	33.89
88107000	CAP Move-CWIP	UZ	2000000231	9/30/2012	(0.03)
88107000	CAP Move-CWIP	UZ	2000000231	9/30/2012	2.02
88107000	CAP Move-CWIP	UZ	2000000231	9/30/2012	13.80
88107000	CAP Move-CWIP	UZ	2000000231	9/30/2012	143.02
88107000	CAP Move-CWIP	UN	2000000239	9/30/2012	(11,557.84)
88107000	CAP Move-CWIP	UZ	2000000217	9/30/2012	5,350.17
88107000	CAP Move-CWIP	UZ	2000000217	9/30/2012	149.04
88107000	CAP Move-CWIP	UZ	2000000217	9/30/2012	8,087.35
88107000	CAP Move-CWIP	UZ	2000000217	9/30/2012	(5,250.22)
88107000	CAP Move-CWIP	UZ	2000000218	9/30/2012	3,087.25
88107000	CAP Move-CWIP	UZ	2000000218	9/30/2012	234.17
88107000	CAP Move-CWIP	UZ	2000000218	9/30/2012	(517.81)
88107000	CAP Move-CWIP	UZ	2000000221	9/30/2012	221.49
88107000	CAP Move-CWIP	UZ	2000000228	9/30/2012	5.54
88107000	CAP Move-CWIP	UZ	2000000228	9/30/2012	47.78
88107000	CAP Move-CWIP	UZ	2000000229	9/30/2012	(0.08)
88107000	CAP Move-CWIP	UZ	2000000229	9/30/2012	393.31
88107000	CAP Move-CWIP	UZ	2000000229	9/30/2012	93.22
88107000	CAP Move-CWIP	UZ	2000000229	9/30/2012	536.60
88107000	CAP Move-CWIP	UZ	2000000229	9/30/2012	956.43
88107000	CAP Move-CWIP	UZ	2000000229	9/30/2012	(168.39)
88107000	CAP Move-CWIP	UZ	2000000229	9/30/2012	6.72
88107000	CAP Move-CWIP	UZ	2000000229	9/30/2012	48.64
88107000	CAP Move-CWIP	UZ	2000000229	9/30/2012	186.92
88107000	CAP Move-CWIP	UZ	2000000231	9/30/2012	(120.99)
88107000	CAP Move-CWIP	UZ	2000000231	9/30/2012	37.95

Kentucky American Water Company  
Case No. 2012-00520  
Response to PSC DR1, Item 31

Account	Description	Doc Type	Document Number	Posting Date	Amount
88107000	CAP Move-CWIP	UZ	2000000231	9/30/2012	34.27
88107000	CAP Move-CWIP	UN	2000000239	9/30/2012	(13,419.36)
88107000	CAP Move-CWIP	UZ	2000000218	9/30/2012	462.74
88107000	CAP Move-CWIP	UZ	2000000218	9/30/2012	37.45
88107000	CAP Move-CWIP	UZ	2000000218	9/30/2012	(10.49)
88107000	CAP Move-CWIP	UZ	2000000218	9/30/2012	26.36
88107000	CAP Move-CWIP	UZ	2000000218	9/30/2012	19.01
88107000	CAP Move-CWIP	UZ	2000000221	9/30/2012	(0.01)
88107000	CAP Move-CWIP	UZ	2000000221	9/30/2012	81.31
88107000	CAP Move-CWIP	UZ	2000000221	9/30/2012	1.02
88107000	CAP Move-CWIP	UZ	2000000221	9/30/2012	7.24
88107000	CAP Move-CWIP	UZ	2000000221	9/30/2012	5.75
88107000	CAP Move-CWIP	UZ	2000000229	9/30/2012	0.84
88107000	CAP Move-CWIP	UZ	2000000229	9/30/2012	(25.51)
88107000	CAP Move-CWIP	UZ	2000000229	9/30/2012	(18.33)
88107000	CAP Move-CWIP	UZ	2000000229	9/30/2012	59.60
88107000	CAP Move-CWIP	UZ	2000000229	9/30/2012	5.19
88107000	CAP Move-CWIP	UZ	2000000229	9/30/2012	28.31
88107000	CAP Move-CWIP	UZ	2000000229	9/30/2012	7.37
88107000	CAP Move-CWIP	UZ	2000000229	9/30/2012	14.13
88107000	CAP Move-CWIP	UZ	2000000231	9/30/2012	33.56
88107000	CAP Move-CWIP	UZ	2000000231	9/30/2012	144.91
88107000	CAP Move-CWIP	UN	2000000239	9/30/2012	(880.45)
88107000	CAP Move-CWIP	UZ	2000000217	9/30/2012	58.09
88107000	CAP Move-CWIP	UZ	2000000218	9/30/2012	17.32
88107000	CAP Move-CWIP	UZ	2000000218	9/30/2012	(10.41)
88107000	CAP Move-CWIP	UZ	2000000218	9/30/2012	24.13
88107000	CAP Move-CWIP	UZ	2000000218	9/30/2012	437.18
88107000	CAP Move-CWIP	UZ	2000000221	9/30/2012	14.13
88107000	CAP Move-CWIP	UZ	2000000221	9/30/2012	144.91
88107000	CAP Move-CWIP	UZ	2000000229	9/30/2012	5.75
88107000	CAP Move-CWIP	UZ	2000000229	9/30/2012	1.02
88107000	CAP Move-CWIP	UZ	2000000229	9/30/2012	(18.33)
88107000	CAP Move-CWIP	UZ	2000000229	9/30/2012	7.37
88107000	CAP Move-CWIP	UZ	2000000229	9/30/2012	0.84
88107000	CAP Move-CWIP	UZ	2000000229	9/30/2012	7.24
88107000	CAP Move-CWIP	UZ	2000000231	9/30/2012	5.19
88107000	CAP Move-CWIP	UZ	2000000231	9/30/2012	(25.51)
88107000	CAP Move-CWIP	UZ	2000000231	9/30/2012	81.31
88107000	CAP Move-CWIP	UZ	2000000231	9/30/2012	33.56
88107000	CAP Move-CWIP	UZ	2000000231	9/30/2012	(0.01)
88107000	CAP Move-CWIP	UZ	2000000231	9/30/2012	59.60
88107000	CAP Move-CWIP	UZ	2000000231	9/30/2012	28.31
88107000	CAP Move-CWIP	UN	2000000239	9/30/2012	(871.69)
88107000	CAP Move-CWIP	UZ	2000000217	9/30/2012	2.21
88107000	CAP Move-CWIP	UZ	2000000217	9/30/2012	153.03
88107000	CAP Move-CWIP	UZ	2000000218	9/30/2012	(3.83)
88107000	CAP Move-CWIP	UZ	2000000218	9/30/2012	2.39
88107000	CAP Move-CWIP	UZ	2000000218	9/30/2012	10.75
88107000	CAP Move-CWIP	UZ	2000000221	9/30/2012	0.39
88107000	CAP Move-CWIP	UZ	2000000221	9/30/2012	(7.33)
88107000	CAP Move-CWIP	UZ	2000000228	9/30/2012	11.33
88107000	CAP Move-CWIP	UZ	2000000229	9/30/2012	5.65
88107000	CAP Move-CWIP	UZ	2000000229	9/30/2012	2.30
88107000	CAP Move-CWIP	UZ	2000000229	9/30/2012	2.90
88107000	CAP Move-CWIP	UZ	2000000229	9/30/2012	2.08
88107000	CAP Move-CWIP	UZ	2000000229	9/30/2012	0.34
88107000	CAP Move-CWIP	UZ	2000000229	9/30/2012	23.84
88107000	CAP Move-CWIP	UZ	2000000229	9/30/2012	(10.21)
88107000	CAP Move-CWIP	UZ	2000000229	9/30/2012	32.52
88107000	CAP Move-CWIP	UZ	2000000231	9/30/2012	57.96
88107000	CAP Move-CWIP	UZ	2000000231	9/30/2012	2.95
88107000	CAP Move-CWIP	UZ	2000000231	9/30/2012	13.43
88107000	CAP Move-CWIP	UN	2000000239	9/30/2012	(302.70)
88107000	CAP Move-CWIP	UZ	2000000217	9/30/2012	(11.15)
88107000	CAP Move-CWIP	UZ	2000000218	9/30/2012	48.79
88107000	CAP Move-CWIP	UN	2000000239	9/30/2012	(37.64)
88107000	CAP Move-CWIP	UZ	2000000218	9/30/2012	(280.35)
88107000	CAP Move-CWIP	UZ	2000000218	9/30/2012	(8.97)
88107000	CAP Move-CWIP	UN	2000000239	9/30/2012	289.32
88107000	CAP Move-CWIP	UZ	2000000217	9/30/2012	7.84
88107000	CAP Move-CWIP	UZ	2000000217	9/30/2012	(0.98)
88107000	CAP Move-CWIP	UZ	2000000217	9/30/2012	3,833.33
88107000	CAP Move-CWIP	UZ	2000000218	9/30/2012	71.44
88107000	CAP Move-CWIP	UZ	2000000218	9/30/2012	(0.35)
88107000	CAP Move-CWIP	UZ	2000000218	9/30/2012	(155.53)
88107000	CAP Move-CWIP	UZ	2000000221	9/30/2012	1.04

Kentucky American Water Company  
Case No. 2012-00520  
Response to PSC DR1, Item 31

Account	Description	Doc Type	Document Number	Posting Date	Amount
88107000	CAP Move-CWIP	UZ	2000000221	9/30/2012	1.44
88107000	CAP Move-CWIP	UZ	2000000228	9/30/2012	28.99
88107000	CAP Move-CWIP	UZ	2000000229	9/30/2012	16.25
88107000	CAP Move-CWIP	UZ	2000000229	9/30/2012	(3.67)
88107000	CAP Move-CWIP	UZ	2000000229	9/30/2012	(5.10)
88107000	CAP Move-CWIP	UZ	2000000229	9/30/2012	1.47
88107000	CAP Move-CWIP	UZ	2000000229	9/30/2012	0.21
88107000	CAP Move-CWIP	UZ	2000000229	9/30/2012	5.67
88107000	CAP Move-CWIP	UZ	2000000229	9/30/2012	1.15
88107000	CAP Move-CWIP	UZ	2000000231	9/30/2012	11.92
88107000	CAP Move-CWIP	UZ	2000000231	9/30/2012	0.17
88107000	CAP Move-CWIP	UZ	2000000231	9/30/2012	6.70
88107000	CAP Move-CWIP	UZ	2000000231	9/30/2012	2.83
88107000	CAP Move-CWIP	UN	2000000239	9/30/2012	(3,824.82)
88107000	CAP Move-CWIP	UZ	2000000217	9/30/2012	(0.35)
88107000	CAP Move-CWIP	UZ	2000000218	9/30/2012	1,462.83
88107000	CAP Move-CWIP	UZ	2000000218	9/30/2012	(164.87)
88107000	CAP Move-CWIP	UZ	2000000218	9/30/2012	482.90
88107000	CAP Move-CWIP	UZ	2000000220	9/30/2012	42.88
88107000	CAP Move-CWIP	UZ	2000000220	9/30/2012	28.93
88107000	CAP Move-CWIP	UZ	2000000221	9/30/2012	5.19
88107000	CAP Move-CWIP	UZ	2000000221	9/30/2012	(0.01)
88107000	CAP Move-CWIP	UZ	2000000221	9/30/2012	144.91
88107000	CAP Move-CWIP	UZ	2000000221	9/30/2012	33.56
88107000	CAP Move-CWIP	UZ	2000000229	9/30/2012	(18.33)
88107000	CAP Move-CWIP	UZ	2000000229	9/30/2012	7.37
88107000	CAP Move-CWIP	UZ	2000000229	9/30/2012	81.31
88107000	CAP Move-CWIP	UZ	2000000229	9/30/2012	7.24
88107000	CAP Move-CWIP	UZ	2000000229	9/30/2012	59.60
88107000	CAP Move-CWIP	UZ	2000000229	9/30/2012	1.02
88107000	CAP Move-CWIP	UZ	2000000231	9/30/2012	0.84
88107000	CAP Move-CWIP	UZ	2000000231	9/30/2012	5.75
88107000	CAP Move-CWIP	UZ	2000000231	9/30/2012	(25.51)
88107000	CAP Move-CWIP	UZ	2000000231	9/30/2012	14.13
88107000	CAP Move-CWIP	UZ	2000000231	9/30/2012	28.31
88107000	CAP Move-CWIP	UN	2000000239	9/30/2012	(2,197.70)
88107000	CAP Move-CWIP	UZ	2000000217	9/30/2012	8.16
88107000	CAP Move-CWIP	UZ	2000000217	9/30/2012	5.75
88107000	CAP Move-CWIP	UZ	2000000218	9/30/2012	(0.35)
88107000	CAP Move-CWIP	UZ	2000000218	9/30/2012	(155.38)
88107000	CAP Move-CWIP	UZ	2000000218	9/30/2012	4,138.29
88107000	CAP Move-CWIP	UZ	2000000218	9/30/2012	155.65
88107000	CAP Move-CWIP	UZ	2000000221	9/30/2012	0.34
88107000	CAP Move-CWIP	UZ	2000000221	9/30/2012	32.52
88107000	CAP Move-CWIP	UZ	2000000221	9/30/2012	2.90
88107000	CAP Move-CWIP	UZ	2000000229	9/30/2012	(7.33)
88107000	CAP Move-CWIP	UZ	2000000229	9/30/2012	2.30
88107000	CAP Move-CWIP	UZ	2000000229	9/30/2012	13.43
88107000	CAP Move-CWIP	UZ	2000000231	9/30/2012	23.84
88107000	CAP Move-CWIP	UZ	2000000231	9/30/2012	0.39
88107000	CAP Move-CWIP	UZ	2000000231	9/30/2012	2.08
88107000	CAP Move-CWIP	UZ	2000000231	9/30/2012	11.33
88107000	CAP Move-CWIP	UZ	2000000231	9/30/2012	5.65
88107000	CAP Move-CWIP	UZ	2000000231	9/30/2012	(10.21)
88107000	CAP Move-CWIP	UZ	2000000231	9/30/2012	2.95
88107000	CAP Move-CWIP	UZ	2000000231	9/30/2012	57.96
88107000	CAP Move-CWIP	UN	2000000239	9/30/2012	(4,290.27)
88107000	CAP Move-CWIP	UZ	2000000217	9/30/2012	24.51
88107000	CAP Move-CWIP	UZ	2000000217	9/30/2012	545.53
88107000	CAP Move-CWIP	UZ	2000000217	9/30/2012	(115.79)
88107000	CAP Move-CWIP	UZ	2000000218	9/30/2012	589.10
88107000	CAP Move-CWIP	UZ	2000000218	9/30/2012	15.80
88107000	CAP Move-CWIP	UZ	2000000220	9/30/2012	36.44
88107000	CAP Move-CWIP	UZ	2000000221	9/30/2012	97.56
88107000	CAP Move-CWIP	UZ	2000000221	9/30/2012	40.27
88107000	CAP Move-CWIP	UZ	2000000221	9/30/2012	6.90
88107000	CAP Move-CWIP	UZ	2000000221	9/30/2012	6.23
88107000	CAP Move-CWIP	UZ	2000000221	9/30/2012	71.53
88107000	CAP Move-CWIP	UZ	2000000229	9/30/2012	(22.00)
88107000	CAP Move-CWIP	UZ	2000000229	9/30/2012	(0.01)
88107000	CAP Move-CWIP	UZ	2000000229	9/30/2012	16.95
88107000	CAP Move-CWIP	UZ	2000000229	9/30/2012	1.21
88107000	CAP Move-CWIP	UZ	2000000229	9/30/2012	8.84
88107000	CAP Move-CWIP	UZ	2000000231	9/30/2012	33.97
88107000	CAP Move-CWIP	UZ	2000000231	9/30/2012	173.90
88107000	CAP Move-CWIP	UZ	2000000231	9/30/2012	8.68
88107000	CAP Move-CWIP	UZ	2000000231	9/30/2012	(30.62)

Kentucky American Water Company  
Case No. 2012-00520  
Response to PSC DR1, Item 31

Account	Description	Doc Type	Document Number	Posting Date	Amount
88107000	CAP Move-CWIP	UZ	2000000231	9/30/2012	1.01
88107000	CAP Move-CWIP	UN	2000000239	9/30/2012	(1,510.01)
88107000	CAP Move-CWIP	UZ	2000000217	9/30/2012	140.96
88107000	CAP Move-CWIP	UZ	2000000217	9/30/2012	13.50
88107000	CAP Move-CWIP	UZ	2000000218	9/30/2012	(5.56)
88107000	CAP Move-CWIP	UZ	2000000218	9/30/2012	14.81
88107000	CAP Move-CWIP	UZ	2000000218	9/30/2012	1,593.04
88107000	CAP Move-CWIP	UZ	2000000220	9/30/2012	209.07
88107000	CAP Move-CWIP	UZ	2000000221	9/30/2012	11.33
88107000	CAP Move-CWIP	UZ	2000000221	9/30/2012	0.34
88107000	CAP Move-CWIP	UZ	2000000221	9/30/2012	32.52
88107000	CAP Move-CWIP	UZ	2000000221	9/30/2012	23.84
88107000	CAP Move-CWIP	UZ	2000000229	9/30/2012	(10.21)
88107000	CAP Move-CWIP	UZ	2000000229	9/30/2012	(7.33)
88107000	CAP Move-CWIP	UZ	2000000229	9/30/2012	2.08
88107000	CAP Move-CWIP	UZ	2000000229	9/30/2012	2.90
88107000	CAP Move-CWIP	UZ	2000000229	9/30/2012	5.65
88107000	CAP Move-CWIP	UZ	2000000231	9/30/2012	2.95
88107000	CAP Move-CWIP	UZ	2000000231	9/30/2012	13.43
88107000	CAP Move-CWIP	UZ	2000000231	9/30/2012	57.96
88107000	CAP Move-CWIP	UZ	2000000231	9/30/2012	0.39
88107000	CAP Move-CWIP	UZ	2000000231	9/30/2012	2.30
88107000	CAP Move-CWIP	UN	2000000239	9/30/2012	(2,103.97)
88107000	CAP Move-CWIP	UZ	2000000217	9/30/2012	338.22
88107000	CAP Move-CWIP	UZ	2000000217	9/30/2012	140.96
88107000	CAP Move-CWIP	UZ	2000000217	9/30/2012	23.78
88107000	CAP Move-CWIP	UZ	2000000218	9/30/2012	(4.17)
88107000	CAP Move-CWIP	UZ	2000000218	9/30/2012	1,599.77
88107000	CAP Move-CWIP	UZ	2000000220	9/30/2012	18.84
88107000	CAP Move-CWIP	UZ	2000000221	9/30/2012	115.93
88107000	CAP Move-CWIP	UZ	2000000229	9/30/2012	11.29
88107000	CAP Move-CWIP	UZ	2000000229	9/30/2012	(0.01)
88107000	CAP Move-CWIP	UZ	2000000229	9/30/2012	0.82
88107000	CAP Move-CWIP	UZ	2000000231	9/30/2012	5.80
88107000	CAP Move-CWIP	UZ	2000000231	9/30/2012	4.15
88107000	CAP Move-CWIP	UZ	2000000231	9/30/2012	22.65
88107000	CAP Move-CWIP	UZ	2000000231	9/30/2012	5.90
88107000	CAP Move-CWIP	UZ	2000000231	9/30/2012	4.60
88107000	CAP Move-CWIP	UZ	2000000231	9/30/2012	0.67
88107000	CAP Move-CWIP	UZ	2000000231	9/30/2012	(20.41)
88107000	CAP Move-CWIP	UZ	2000000231	9/30/2012	65.04
88107000	CAP Move-CWIP	UZ	2000000231	9/30/2012	47.67
88107000	CAP Move-CWIP	UZ	2000000231	9/30/2012	(14.66)
88107000	CAP Move-CWIP	UZ	2000000231	9/30/2012	26.85
88107000	CAP Move-CWIP	UN	2000000239	9/30/2012	(2,393.69)
88107000	CAP Move-CWIP	UZ	2000000217	9/30/2012	13.52
88107000	CAP Move-CWIP	UZ	2000000217	9/30/2012	13.96
88107000	CAP Move-CWIP	UZ	2000000218	9/30/2012	1,596.24
88107000	CAP Move-CWIP	UZ	2000000218	9/30/2012	(6.22)
88107000	CAP Move-CWIP	UZ	2000000218	9/30/2012	140.96
88107000	CAP Move-CWIP	UZ	2000000218	9/30/2012	208.57
88107000	CAP Move-CWIP	UZ	2000000221	9/30/2012	(7.33)
88107000	CAP Move-CWIP	UZ	2000000221	9/30/2012	(10.21)
88107000	CAP Move-CWIP	UZ	2000000229	9/30/2012	13.43
88107000	CAP Move-CWIP	UZ	2000000229	9/30/2012	11.33
88107000	CAP Move-CWIP	UZ	2000000229	9/30/2012	2.95
88107000	CAP Move-CWIP	UZ	2000000229	9/30/2012	2.90
88107000	CAP Move-CWIP	UZ	2000000229	9/30/2012	57.96
88107000	CAP Move-CWIP	UZ	2000000229	9/30/2012	32.52
88107000	CAP Move-CWIP	UZ	2000000231	9/30/2012	0.39
88107000	CAP Move-CWIP	UZ	2000000231	9/30/2012	2.08
88107000	CAP Move-CWIP	UZ	2000000231	9/30/2012	23.84
88107000	CAP Move-CWIP	UZ	2000000231	9/30/2012	0.34
88107000	CAP Move-CWIP	UZ	2000000231	9/30/2012	5.65
88107000	CAP Move-CWIP	UZ	2000000231	9/30/2012	2.30
88107000	CAP Move-CWIP	UN	2000000239	9/30/2012	(2,105.18)
88107000	CAP Move-CWIP	UZ	2000000217	9/30/2012	(172.21)
88107000	CAP Move-CWIP	UZ	2000000217	9/30/2012	7.80
88107000	CAP Move-CWIP	UZ	2000000217	9/30/2012	16.35
88107000	CAP Move-CWIP	UZ	2000000217	9/30/2012	188.99
88107000	CAP Move-CWIP	UZ	2000000217	9/30/2012	0.72
88107000	CAP Move-CWIP	UZ	2000000220	9/30/2012	13.95
88107000	CAP Move-CWIP	UZ	2000000229	9/30/2012	0.34
88107000	CAP Move-CWIP	UZ	2000000229	9/30/2012	0.39
88107000	CAP Move-CWIP	UZ	2000000229	9/30/2012	23.84
88107000	CAP Move-CWIP	UZ	2000000229	9/30/2012	11.33
88107000	CAP Move-CWIP	UZ	2000000229	9/30/2012	2.30

Kentucky American Water Company  
Case No. 2012-00520  
Response to PSC DR1, Item 31

Account	Description	Doc Type	Document Number	Posting Date	Amount
88107000	CAP Move-CWIP	UZ	2000000229	9/30/2012	5.65
88107000	CAP Move-CWIP	UZ	2000000229	9/30/2012	(7.33)
88107000	CAP Move-CWIP	UZ	2000000229	9/30/2012	57.96
88107000	CAP Move-CWIP	UZ	2000000229	9/30/2012	13.43
88107000	CAP Move-CWIP	UZ	2000000231	9/30/2012	(10.21)
88107000	CAP Move-CWIP	UZ	2000000231	9/30/2012	2.90
88107000	CAP Move-CWIP	UZ	2000000231	9/30/2012	2.08
88107000	CAP Move-CWIP	UZ	2000000231	9/30/2012	2.95
88107000	CAP Move-CWIP	UZ	2000000231	9/30/2012	32.52
88107000	CAP Move-CWIP	UN	2000000239	9/30/2012	(193.75)
88107000	CAP Move-CWIP	UZ	2000000217	9/30/2012	(186.14)
88107000	CAP Move-CWIP	UZ	2000000217	9/30/2012	536.94
88107000	CAP Move-CWIP	UZ	2000000217	9/30/2012	(1,473.50)
88107000	CAP Move-CWIP	UZ	2000000218	9/30/2012	11.38
88107000	CAP Move-CWIP	UZ	2000000218	9/30/2012	9.47
88107000	CAP Move-CWIP	UZ	2000000218	9/30/2012	34.53
88107000	CAP Move-CWIP	UZ	2000000221	9/30/2012	(0.01)
88107000	CAP Move-CWIP	UZ	2000000221	9/30/2012	8.84
88107000	CAP Move-CWIP	UZ	2000000221	9/30/2012	(30.62)
88107000	CAP Move-CWIP	UZ	2000000221	9/30/2012	8.68
88107000	CAP Move-CWIP	UZ	2000000221	9/30/2012	6.23
88107000	CAP Move-CWIP	UZ	2000000229	9/30/2012	33.97
88107000	CAP Move-CWIP	UZ	2000000229	9/30/2012	40.27
88107000	CAP Move-CWIP	UZ	2000000229	9/30/2012	1.21
88107000	CAP Move-CWIP	UZ	2000000229	9/30/2012	16.95
88107000	CAP Move-CWIP	UZ	2000000231	9/30/2012	173.90
88107000	CAP Move-CWIP	UZ	2000000231	9/30/2012	71.53
88107000	CAP Move-CWIP	UZ	2000000231	9/30/2012	97.56
88107000	CAP Move-CWIP	UZ	2000000231	9/30/2012	(22.00)
88107000	CAP Move-CWIP	UZ	2000000231	9/30/2012	1.01
88107000	CAP Move-CWIP	UZ	2000000231	9/30/2012	6.90
88107000	CAP Move-CWIP	UN	2000000239	9/30/2012	652.90
88107000	CAP Move-CWIP	UZ	2000000217	9/30/2012	(0.28)
88107000	CAP Move-CWIP	UZ	2000000217	9/30/2012	(1.87)
88107000	CAP Move-CWIP	UZ	2000000218	9/30/2012	(11.20)
88107000	CAP Move-CWIP	UZ	2000000218	9/30/2012	(0.84)
88107000	CAP Move-CWIP	UZ	2000000218	9/30/2012	(37.84)
88107000	CAP Move-CWIP	UN	2000000239	9/30/2012	52.03
88107000	CAP Move-CWIP	UZ	2000000217	9/30/2012	(53.72)
88107000	CAP Move-CWIP	UZ	2000000218	9/30/2012	448.35
88107000	CAP Move-CWIP	UN	2000000239	9/30/2012	(394.63)
88107000	CAP Move-CWIP	UZ	2000000217	9/30/2012	(13.06)
88107000	CAP Move-CWIP	UZ	2000000217	9/30/2012	(147.00)
88107000	CAP Move-CWIP	UZ	2000000217	9/30/2012	(13.31)
88107000	CAP Move-CWIP	UZ	2000000218	9/30/2012	(59.65)
88107000	CAP Move-CWIP	UZ	2000000218	9/30/2012	(12.16)
88107000	CAP Move-CWIP	UZ	2000000218	9/30/2012	448.35
88107000	CAP Move-CWIP	UN	2000000239	9/30/2012	(203.17)
88107000	CAP Move-CWIP	UZ	2000000217	9/30/2012	(57.15)
88107000	CAP Move-CWIP	UZ	2000000217	9/30/2012	(6.50)
88107000	CAP Move-CWIP	UZ	2000000217	9/30/2012	(86.60)
88107000	CAP Move-CWIP	UZ	2000000218	9/30/2012	(11.95)
88107000	CAP Move-CWIP	UZ	2000000218	9/30/2012	(2.17)
88107000	CAP Move-CWIP	UZ	2000000218	9/30/2012	448.35
88107000	CAP Move-CWIP	UN	2000000239	9/30/2012	(283.98)
88107000	CAP Move-CWIP	UZ	2000000217	9/30/2012	6.09
88107000	CAP Move-CWIP	UZ	2000000217	9/30/2012	8.11
88107000	CAP Move-CWIP	UZ	2000000218	9/30/2012	(107.64)
88107000	CAP Move-CWIP	UZ	2000000218	9/30/2012	(184.59)
88107000	CAP Move-CWIP	UZ	2000000218	9/30/2012	132.90
88107000	CAP Move-CWIP	UZ	2000000218	9/30/2012	2,632.94
88107000	CAP Move-CWIP	UZ	2000000221	9/30/2012	0.17
88107000	CAP Move-CWIP	UZ	2000000229	9/30/2012	11.92
88107000	CAP Move-CWIP	UZ	2000000229	9/30/2012	0.21
88107000	CAP Move-CWIP	UZ	2000000229	9/30/2012	1.47
88107000	CAP Move-CWIP	UZ	2000000229	9/30/2012	(5.10)
88107000	CAP Move-CWIP	UZ	2000000229	9/30/2012	16.25
88107000	CAP Move-CWIP	UZ	2000000229	9/30/2012	2.83
88107000	CAP Move-CWIP	UZ	2000000231	9/30/2012	1.04
88107000	CAP Move-CWIP	UZ	2000000231	9/30/2012	5.67
88107000	CAP Move-CWIP	UZ	2000000231	9/30/2012	28.99
88107000	CAP Move-CWIP	UZ	2000000231	9/30/2012	1.44
88107000	CAP Move-CWIP	UZ	2000000231	9/30/2012	1.15
88107000	CAP Move-CWIP	UZ	2000000231	9/30/2012	6.70
88107000	CAP Move-CWIP	UZ	2000000232	9/30/2012	(3.67)
88107000	CAP Move-CWIP	UN	2000000239	9/30/2012	(2,556.88)
88107000	CAP Move-CWIP	UZ	2000000217	9/30/2012	314.09

Kentucky American Water Company  
Case No. 2012-00520  
Response to PSC DR1, Item 31

Account	Description	Doc Type	Document Number	Posting Date	Amount
88107000	CAP Move-CWIP	UZ	2000000217	9/30/2012	8.06
88107000	CAP Move-CWIP	UZ	2000000217	9/30/2012	(106.54)
88107000	CAP Move-CWIP	UZ	2000000218	9/30/2012	9.75
88107000	CAP Move-CWIP	UZ	2000000218	9/30/2012	161.25
88107000	CAP Move-CWIP	UZ	2000000220	9/30/2012	(184.59)
88107000	CAP Move-CWIP	UZ	2000000221	9/30/2012	13.43
88107000	CAP Move-CWIP	UZ	2000000221	9/30/2012	0.34
88107000	CAP Move-CWIP	UZ	2000000229	9/30/2012	23.84
88107000	CAP Move-CWIP	UZ	2000000229	9/30/2012	57.96
88107000	CAP Move-CWIP	UZ	2000000229	9/30/2012	0.39
88107000	CAP Move-CWIP	UZ	2000000229	9/30/2012	(10.21)
88107000	CAP Move-CWIP	UZ	2000000229	9/30/2012	5.65
88107000	CAP Move-CWIP	UZ	2000000231	9/30/2012	2.30
88107000	CAP Move-CWIP	UZ	2000000231	9/30/2012	11.33
88107000	CAP Move-CWIP	UZ	2000000231	9/30/2012	2.08
88107000	CAP Move-CWIP	UZ	2000000231	9/30/2012	32.52
88107000	CAP Move-CWIP	UZ	2000000231	9/30/2012	2.95
88107000	CAP Move-CWIP	UZ	2000000231	9/30/2012	2.90
88107000	CAP Move-CWIP	UZ	2000000231	9/30/2012	(7.33)
88107000	CAP Move-CWIP	UN	2000000239	9/30/2012	(340.17)
88107000	CAP Move-CWIP	UZ	2000000217	9/30/2012	589.10
88107000	CAP Move-CWIP	UZ	2000000217	9/30/2012	24.14
88107000	CAP Move-CWIP	UZ	2000000217	9/30/2012	15.62
88107000	CAP Move-CWIP	UZ	2000000217	9/30/2012	(115.42)
88107000	CAP Move-CWIP	UZ	2000000218	9/30/2012	534.69
88107000	CAP Move-CWIP	UZ	2000000218	9/30/2012	35.66
88107000	CAP Move-CWIP	UZ	2000000221	9/30/2012	173.90
88107000	CAP Move-CWIP	UZ	2000000229	9/30/2012	71.53
88107000	CAP Move-CWIP	UZ	2000000229	9/30/2012	(22.00)
88107000	CAP Move-CWIP	UZ	2000000229	9/30/2012	8.84
88107000	CAP Move-CWIP	UZ	2000000229	9/30/2012	16.95
88107000	CAP Move-CWIP	UZ	2000000229	9/30/2012	40.27
88107000	CAP Move-CWIP	UZ	2000000229	9/30/2012	(30.62)
88107000	CAP Move-CWIP	UZ	2000000229	9/30/2012	1.21
88107000	CAP Move-CWIP	UZ	2000000229	9/30/2012	(0.01)
88107000	CAP Move-CWIP	UZ	2000000231	9/30/2012	33.97
88107000	CAP Move-CWIP	UZ	2000000231	9/30/2012	6.23
88107000	CAP Move-CWIP	UZ	2000000231	9/30/2012	8.68
88107000	CAP Move-CWIP	UZ	2000000231	9/30/2012	6.90
88107000	CAP Move-CWIP	UZ	2000000231	9/30/2012	1.01
88107000	CAP Move-CWIP	UZ	2000000231	9/30/2012	97.56
88107000	CAP Move-CWIP	UN	2000000239	9/30/2012	(1,498.21)
88107000	CAP Move-CWIP	UZ	2000000217	9/30/2012	598.23
88107000	CAP Move-CWIP	UZ	2000000217	9/30/2012	7.48
88107000	CAP Move-CWIP	UZ	2000000217	9/30/2012	409.43
88107000	CAP Move-CWIP	UZ	2000000217	9/30/2012	7.44
88107000	CAP Move-CWIP	UZ	2000000218	9/30/2012	23.48
88107000	CAP Move-CWIP	UZ	2000000218	9/30/2012	(18.41)
88107000	CAP Move-CWIP	UZ	2000000221	9/30/2012	(0.01)
88107000	CAP Move-CWIP	UZ	2000000221	9/30/2012	(20.41)
88107000	CAP Move-CWIP	UZ	2000000221	9/30/2012	22.65
88107000	CAP Move-CWIP	UZ	2000000228	9/30/2012	115.93
88107000	CAP Move-CWIP	UZ	2000000229	9/30/2012	0.67
88107000	CAP Move-CWIP	UZ	2000000229	9/30/2012	(14.66)
88107000	CAP Move-CWIP	UZ	2000000229	9/30/2012	11.29
88107000	CAP Move-CWIP	UZ	2000000229	9/30/2012	5.90
88107000	CAP Move-CWIP	UZ	2000000231	9/30/2012	4.15
88107000	CAP Move-CWIP	UZ	2000000231	9/30/2012	26.85
88107000	CAP Move-CWIP	UZ	2000000231	9/30/2012	65.04
88107000	CAP Move-CWIP	UZ	2000000231	9/30/2012	5.80
88107000	CAP Move-CWIP	UZ	2000000231	9/30/2012	0.82
88107000	CAP Move-CWIP	UZ	2000000231	9/30/2012	4.60
88107000	CAP Move-CWIP	UZ	2000000231	9/30/2012	47.67
88107000	CAP Move-CWIP	UN	2000000239	9/30/2012	(1,303.94)
88107000	CAP Move-CWIP	UZ	2000000217	9/30/2012	(10.28)
88107000	CAP Move-CWIP	UZ	2000000217	9/30/2012	155.47
88107000	CAP Move-CWIP	UZ	2000000217	9/30/2012	3.88
88107000	CAP Move-CWIP	UZ	2000000217	9/30/2012	2.80
88107000	CAP Move-CWIP	UZ	2000000218	9/30/2012	0.85
88107000	CAP Move-CWIP	UZ	2000000221	9/30/2012	25.05
88107000	CAP Move-CWIP	UZ	2000000221	9/30/2012	7.15
88107000	CAP Move-CWIP	UZ	2000000221	9/30/2012	(0.43)
88107000	CAP Move-CWIP	UZ	2000000229	9/30/2012	1.81
88107000	CAP Move-CWIP	UZ	2000000229	9/30/2012	2.76
88107000	CAP Move-CWIP	UZ	2000000229	9/30/2012	(1.63)
88107000	CAP Move-CWIP	UZ	2000000229	9/30/2012	23.71
88107000	CAP Move-CWIP	UZ	2000000229	9/30/2012	(0.03)



Kentucky American Water Company  
Case No. 2012-00520  
Response to PSC DR1, Item 31

Account	Description	Doc Type	Document Number	Posting Date	Amount
88107000	CAP Move-CWIP	UZ	2000000229	9/30/2012	16.26
88107000	CAP Move-CWIP	UZ	2000000229	9/30/2012	12.63
88107000	CAP Move-CWIP	UZ	2000000229	9/30/2012	12.74
88107000	CAP Move-CWIP	UZ	2000000229	9/30/2012	4.07
88107000	CAP Move-CWIP	UZ	2000000231	9/30/2012	12.46
88107000	CAP Move-CWIP	UZ	2000000231	9/30/2012	(2.17)
88107000	CAP Move-CWIP	UZ	2000000231	9/30/2012	0.47
88107000	CAP Move-CWIP	UZ	2000000231	9/30/2012	(0.01)
88107000	CAP Move-CWIP	UZ	2000000231	9/30/2012	6.61
88107000	CAP Move-CWIP	UN	2000000239	9/30/2012	(274.17)
88107000	CAP Move-CWIP	UZ	2000000218	9/30/2012	(4.74)
88107000	CAP Move-CWIP	UN	2000000239	9/30/2012	4.74
88107000	CAP Move-CWIP	UZ	2000000217	9/30/2012	2.80
88107000	CAP Move-CWIP	UZ	2000000217	9/30/2012	3.89
88107000	CAP Move-CWIP	UZ	2000000217	9/30/2012	(10.35)
88107000	CAP Move-CWIP	UZ	2000000217	9/30/2012	155.47
88107000	CAP Move-CWIP	UZ	2000000218	9/30/2012	0.85
88107000	CAP Move-CWIP	UZ	2000000221	9/30/2012	7.15
88107000	CAP Move-CWIP	UZ	2000000221	9/30/2012	16.26
88107000	CAP Move-CWIP	UZ	2000000221	9/30/2012	12.74
88107000	CAP Move-CWIP	UZ	2000000221	9/30/2012	(0.01)
88107000	CAP Move-CWIP	UZ	2000000228	9/30/2012	(0.03)
88107000	CAP Move-CWIP	UZ	2000000229	9/30/2012	4.07
88107000	CAP Move-CWIP	UZ	2000000229	9/30/2012	0.47
88107000	CAP Move-CWIP	UZ	2000000229	9/30/2012	(2.17)
88107000	CAP Move-CWIP	UZ	2000000229	9/30/2012	6.61
88107000	CAP Move-CWIP	UZ	2000000230	9/30/2012	12.46
88107000	CAP Move-CWIP	UZ	2000000231	9/30/2012	(0.43)
88107000	CAP Move-CWIP	UZ	2000000231	9/30/2012	(1.63)
88107000	CAP Move-CWIP	UZ	2000000231	9/30/2012	25.05
88107000	CAP Move-CWIP	UZ	2000000231	9/30/2012	12.63
88107000	CAP Move-CWIP	UZ	2000000231	9/30/2012	23.71
88107000	CAP Move-CWIP	UZ	2000000231	9/30/2012	2.76
88107000	CAP Move-CWIP	UZ	2000000232	9/30/2012	1.81
88107000	CAP Move-CWIP	UN	2000000239	9/30/2012	(274.11)
88107000	CAP Move-CWIP	UZ	2000000217	9/30/2012	269.33
88107000	CAP Move-CWIP	UZ	2000000217	9/30/2012	(2.38)
88107000	CAP Move-CWIP	UZ	2000000217	9/30/2012	22.58
88107000	CAP Move-CWIP	UZ	2000000217	9/30/2012	(427.83)
88107000	CAP Move-CWIP	UZ	2000000217	9/30/2012	1.88
88107000	CAP Move-CWIP	UZ	2000000217	9/30/2012	(498.80)
88107000	CAP Move-CWIP	UZ	2000000217	9/30/2012	25,185.78
88107000	CAP Move-CWIP	UZ	2000000217	9/30/2012	(7.26)
88107000	CAP Move-CWIP	UZ	2000000218	9/30/2012	19.81
88107000	CAP Move-CWIP	UZ	2000000218	9/30/2012	(6.75)
88107000	CAP Move-CWIP	UZ	2000000218	9/30/2012	(72.96)
88107000	CAP Move-CWIP	UZ	2000000218	9/30/2012	43.97
88107000	CAP Move-CWIP	UZ	2000000221	9/30/2012	2.49
88107000	CAP Move-CWIP	UZ	2000000221	9/30/2012	9.12
88107000	CAP Move-CWIP	UZ	2000000221	9/30/2012	32.61
88107000	CAP Move-CWIP	UZ	2000000221	9/30/2012	5.60
88107000	CAP Move-CWIP	UZ	2000000228	9/30/2012	(0.01)
88107000	CAP Move-CWIP	UZ	2000000228	9/30/2012	(2.99)
88107000	CAP Move-CWIP	UZ	2000000229	9/30/2012	17.36
88107000	CAP Move-CWIP	UZ	2000000229	9/30/2012	9.85
88107000	CAP Move-CWIP	UZ	2000000229	9/30/2012	0.65
88107000	CAP Move-CWIP	UZ	2000000229	9/30/2012	(0.04)
88107000	CAP Move-CWIP	UZ	2000000229	9/30/2012	22.36
88107000	CAP Move-CWIP	UZ	2000000231	9/30/2012	(0.58)
88107000	CAP Move-CWIP	UZ	2000000231	9/30/2012	3.82
88107000	CAP Move-CWIP	UZ	2000000231	9/30/2012	17.52
88107000	CAP Move-CWIP	UZ	2000000231	9/30/2012	34.45
88107000	CAP Move-CWIP	UZ	2000000231	9/30/2012	17.15
88107000	CAP Move-CWIP	UZ	2000000231	9/30/2012	(2.24)
88107000	CAP Move-CWIP	UN	2000000239	9/30/2012	(24,694.49)
88107000	CAP Move-CWIP	UZ	2000000217	9/30/2012	15.54
88107000	CAP Move-CWIP	UZ	2000000217	9/30/2012	172.24
88107000	CAP Move-CWIP	UZ	2000000217	9/30/2012	10,580.08
88107000	CAP Move-CWIP	UZ	2000000218	9/30/2012	10.87
88107000	CAP Move-CWIP	UZ	2000000218	9/30/2012	(330.78)
88107000	CAP Move-CWIP	UZ	2000000218	9/30/2012	18.57
88107000	CAP Move-CWIP	UZ	2000000218	9/30/2012	3.67
88107000	CAP Move-CWIP	UZ	2000000221	9/30/2012	18.29
88107000	CAP Move-CWIP	UZ	2000000229	9/30/2012	(1.83)
88107000	CAP Move-CWIP	UZ	2000000229	9/30/2012	2.06
88107000	CAP Move-CWIP	UZ	2000000229	9/30/2012	14.01
88107000	CAP Move-CWIP	UZ	2000000229	9/30/2012	7.44

Kentucky American Water Company  
Case No. 2012-00520  
Response to PSC DR1, Item 31

Account	Description	Doc Type	Document Number	Posting Date	Amount
88107000	CAP Move-CWIP	UZ	2000000229	9/30/2012	26.70
88107000	CAP Move-CWIP	UZ	2000000229	9/30/2012	0.53
88107000	CAP Move-CWIP	UZ	2000000229	9/30/2012	8.05
88107000	CAP Move-CWIP	UZ	2000000229	9/30/2012	28.19
88107000	CAP Move-CWIP	UZ	2000000229	9/30/2012	3.12
88107000	CAP Move-CWIP	UZ	2000000229	9/30/2012	4.59
88107000	CAP Move-CWIP	UZ	2000000231	9/30/2012	(2.44)
88107000	CAP Move-CWIP	UZ	2000000231	9/30/2012	(0.01)
88107000	CAP Move-CWIP	UZ	2000000231	9/30/2012	(0.48)
88107000	CAP Move-CWIP	UZ	2000000231	9/30/2012	14.21
88107000	CAP Move-CWIP	UZ	2000000231	9/30/2012	(0.04)
88107000	CAP Move-CWIP	UZ	2000000231	9/30/2012	14.33
88107000	CAP Move-CWIP	UN	2000000239	9/30/2012	(10,606.91)
88107000	CAP Move-CWIP	UZ	2000000217	9/30/2012	(3.01)
88107000	CAP Move-CWIP	UZ	2000000217	9/30/2012	13.76
88107000	CAP Move-CWIP	UZ	2000000217	9/30/2012	3.03
88107000	CAP Move-CWIP	UZ	2000000217	9/30/2012	22,579.18
88107000	CAP Move-CWIP	UZ	2000000217	9/30/2012	(526.40)
88107000	CAP Move-CWIP	UZ	2000000217	9/30/2012	8.99
88107000	CAP Move-CWIP	UZ	2000000218	9/30/2012	11.53
88107000	CAP Move-CWIP	UZ	2000000218	9/30/2012	(3.61)
88107000	CAP Move-CWIP	UZ	2000000218	9/30/2012	(32.55)
88107000	CAP Move-CWIP	UZ	2000000218	9/30/2012	128.84
88107000	CAP Move-CWIP	UZ	2000000218	9/30/2012	(0.48)
88107000	CAP Move-CWIP	UZ	2000000221	9/30/2012	4.46
88107000	CAP Move-CWIP	UZ	2000000221	9/30/2012	14.84
88107000	CAP Move-CWIP	UZ	2000000229	9/30/2012	(0.02)
88107000	CAP Move-CWIP	UZ	2000000229	9/30/2012	7.96
88107000	CAP Move-CWIP	UZ	2000000229	9/30/2012	4.16
88107000	CAP Move-CWIP	UZ	2000000229	9/30/2012	10.16
88107000	CAP Move-CWIP	UZ	2000000229	9/30/2012	(1.02)
88107000	CAP Move-CWIP	UZ	2000000229	9/30/2012	1.14
88107000	CAP Move-CWIP	UZ	2000000229	9/30/2012	15.66
88107000	CAP Move-CWIP	UZ	2000000229	9/30/2012	7.91
88107000	CAP Move-CWIP	UZ	2000000229	9/30/2012	(0.26)
88107000	CAP Move-CWIP	UZ	2000000231	9/30/2012	0.30
88107000	CAP Move-CWIP	UZ	2000000231	9/30/2012	2.55
88107000	CAP Move-CWIP	UZ	2000000231	9/30/2012	1.73
88107000	CAP Move-CWIP	UZ	2000000231	9/30/2012	(1.36)
88107000	CAP Move-CWIP	UZ	2000000231	9/30/2012	7.80
88107000	CAP Move-CWIP	UN	2000000239	9/30/2012	(22,255.29)
88107000	CAP Move-CWIP	UZ	2000000217	9/30/2012	(244.35)
88107000	CAP Move-CWIP	UZ	2000000217	9/30/2012	25.65
88107000	CAP Move-CWIP	UZ	2000000217	9/30/2012	204.82
88107000	CAP Move-CWIP	UZ	2000000217	9/30/2012	8,049.80
88107000	CAP Move-CWIP	UZ	2000000218	9/30/2012	277.23
88107000	CAP Move-CWIP	UZ	2000000218	9/30/2012	15.43
88107000	CAP Move-CWIP	UZ	2000000218	9/30/2012	157.12
88107000	CAP Move-CWIP	UZ	2000000218	9/30/2012	1.88
88107000	CAP Move-CWIP	UZ	2000000218	9/30/2012	23.45
88107000	CAP Move-CWIP	UZ	2000000221	9/30/2012	(0.01)
88107000	CAP Move-CWIP	UZ	2000000221	9/30/2012	3.17
88107000	CAP Move-CWIP	UZ	2000000229	9/30/2012	22.09
88107000	CAP Move-CWIP	UZ	2000000229	9/30/2012	(0.06)
88107000	CAP Move-CWIP	UZ	2000000229	9/30/2012	43.84
88107000	CAP Move-CWIP	UZ	2000000229	9/30/2012	(2.85)
88107000	CAP Move-CWIP	UZ	2000000229	9/30/2012	7.14
88107000	CAP Move-CWIP	UZ	2000000229	9/30/2012	12.55
88107000	CAP Move-CWIP	UZ	2000000229	9/30/2012	4.86
88107000	CAP Move-CWIP	UZ	2000000231	9/30/2012	0.84
88107000	CAP Move-CWIP	UZ	2000000231	9/30/2012	41.51
88107000	CAP Move-CWIP	UZ	2000000231	9/30/2012	11.59
88107000	CAP Move-CWIP	UZ	2000000231	9/30/2012	(0.74)
88107000	CAP Move-CWIP	UZ	2000000231	9/30/2012	(3.80)
88107000	CAP Move-CWIP	UZ	2000000231	9/30/2012	22.30
88107000	CAP Move-CWIP	UZ	2000000231	9/30/2012	28.44
88107000	CAP Move-CWIP	UZ	2000000232	9/30/2012	21.82
88107000	CAP Move-CWIP	UZ	2000000217	9/30/2012	19.33
88107000	CAP Move-CWIP	UZ	2000000217	9/30/2012	(11.91)
88107000	CAP Move-CWIP	UZ	2000000217	9/30/2012	244.98
88107000	CAP Move-CWIP	UZ	2000000217	9/30/2012	216.71
88107000	CAP Move-CWIP	UZ	2000000217	9/30/2012	8,025.37
88107000	CAP Move-CWIP	UZ	2000000217	9/30/2012	(228.39)
88107000	CAP Move-CWIP	UZ	2000000217	9/30/2012	1.88
88107000	CAP Move-CWIP	UZ	2000000218	9/30/2012	166.25
88107000	CAP Move-CWIP	UZ	2000000218	9/30/2012	(1.10)
88107000	CAP Move-CWIP	UZ	2000000218	9/30/2012	17.62

Kentucky American Water Company  
Case No. 2012-00520  
Response to PSC DR1, Item 31

Account	Description	Doc Type	Document Number	Posting Date	Amount
88107000	CAP Move-CWIP	UZ	2000000218	9/30/2012	(0.79)
88107000	CAP Move-CWIP	UZ	2000000218	9/30/2012	(1.06)
88107000	CAP Move-CWIP	UZ	2000000220	9/30/2012	12.86
88107000	CAP Move-CWIP	UZ	2000000221	9/30/2012	4.15
88107000	CAP Move-CWIP	UZ	2000000221	9/30/2012	(0.01)
88107000	CAP Move-CWIP	UZ	2000000229	9/30/2012	18.92
88107000	CAP Move-CWIP	UZ	2000000229	9/30/2012	19.11
88107000	CAP Move-CWIP	UZ	2000000229	9/30/2012	18.71
88107000	CAP Move-CWIP	UZ	2000000229	9/30/2012	9.96
88107000	CAP Move-CWIP	UZ	2000000229	9/30/2012	10.75
88107000	CAP Move-CWIP	UZ	2000000229	9/30/2012	(2.44)
88107000	CAP Move-CWIP	UZ	2000000231	9/30/2012	0.72
88107000	CAP Move-CWIP	UZ	2000000231	9/30/2012	(0.05)
88107000	CAP Move-CWIP	UZ	2000000231	9/30/2012	24.39
88107000	CAP Move-CWIP	UZ	2000000231	9/30/2012	2.73
88107000	CAP Move-CWIP	UZ	2000000231	9/30/2012	(3.26)
88107000	CAP Move-CWIP	UZ	2000000231	9/30/2012	(0.64)
88107000	CAP Move-CWIP	UZ	2000000231	9/30/2012	37.58
88107000	CAP Move-CWIP	UZ	2000000231	9/30/2012	35.59
88107000	CAP Move-CWIP	UZ	2000000231	9/30/2012	6.11
88107000	CAP Move-CWIP	UZ	2000000218	9/30/2012	5.83
88107000	CAP Move-CWIP	UZ	2000000218	9/30/2012	7.60
88107000	CAP Move-CWIP	UZ	2000000220	9/30/2012	(5.44)
88107000	CAP Move-CWIP	UZ	2000000217	9/30/2012	5.89
88107000	CAP Move-CWIP	UZ	2000000217	9/30/2012	7.68
88107000	CAP Move-CWIP	UZ	2000000218	9/30/2012	(5.95)
88107000	CAP Move-CWIP	UZ	2000000217	9/30/2012	(10.11)
88107000	CAP Move-CWIP	UN	2000000239	9/30/2012	10.11
88107000	CAP Move-CWIP	UZ	2000000220	9/30/2012	(10.11)
88107000	CAP Move-CWIP	UN	2000000239	9/30/2012	10.11
88107000	CAP Move-CWIP	UZ	2000000217	9/30/2012	(10.11)
88107000	CAP Move-CWIP	UN	2000000239	9/30/2012	10.11
88107000	CAP Move-CWIP	UZ	2000000218	9/30/2012	(15.16)
88107000	CAP Move-CWIP	UZ	2000000218	9/30/2012	271.01
88107000	CAP Move-CWIP	UZ	2000000218	9/30/2012	207.89
88107000	CAP Move-CWIP	UZ	2000000217	9/30/2012	207.89
88107000	CAP Move-CWIP	UZ	2000000218	9/30/2012	(15.16)
88107000	CAP Move-CWIP	UZ	2000000218	9/30/2012	271.01
88108020	CAP Move-UP A/D Salv	US	2000000238	9/30/2012	(7,400.00)
88108020	CAP Move-UP A/D Salv	US	2000000238	9/30/2012	(6,400.45)
88108020	CAP Move-UP A/D Salv	US	2000000238	9/30/2012	(300.00)
88257000	CAP Move-COR	UC	2000000255	9/30/2012	532.60
88257100	CAP Move-RWIP	UZ	2000000247	9/30/2012	0.54
88257100	CAP Move-RWIP	UZ	2000000247	9/30/2012	(0.10)
88257100	CAP Move-RWIP	UZ	2000000247	9/30/2012	0.25
88257100	CAP Move-RWIP	UZ	2000000247	9/30/2012	0.07
88257100	CAP Move-RWIP	UZ	2000000204	9/30/2012	63.68
88257100	CAP Move-RWIP	UZ	2000000204	9/30/2012	(6.73)
88257100	CAP Move-RWIP	UZ	2000000247	9/30/2012	(1.66)
88257100	CAP Move-RWIP	UZ	2000000247	9/30/2012	0.64
88257100	CAP Move-RWIP	UZ	2000000247	9/30/2012	(3.59)
88257100	CAP Move-RWIP	UZ	2000000247	9/30/2012	(0.47)
88257100	CAP Move-RWIP	UZ	2000000253	9/30/2012	16.84
88257100	CAP Move-RWIP	UZ	2000000204	9/30/2012	(6.63)
88257100	CAP Move-RWIP	UZ	2000000242	9/30/2012	101.74
88257100	CAP Move-RWIP	UZ	2000000204	9/30/2012	(632.15)
88257100	CAP Move-RWIP	UZ	2000000242	9/30/2012	9,695.51
88257100	CAP Move-RWIP	UZ	2000000204	9/30/2012	(3.24)
88257100	CAP Move-RWIP	UZ	2000000242	9/30/2012	69.87
88257100	CAP Move-RWIP	UZ	2000000247	9/30/2012	0.30
88257100	CAP Move-RWIP	UZ	2000000247	9/30/2012	0.65
88257100	CAP Move-RWIP	UZ	2000000247	9/30/2012	(0.11)
88257100	CAP Move-RWIP	UZ	2000000247	9/30/2012	0.08
88257100	CAP Move-RWIP	UZ	2000000204	9/30/2012	(4.45)
88257100	CAP Move-RWIP	UZ	2000000242	9/30/2012	85.96
88257100	CAP Move-RWIP	UZ	2000000247	9/30/2012	0.26
88257100	CAP Move-RWIP	UZ	2000000247	9/30/2012	0.56
88257100	CAP Move-RWIP	UZ	2000000247	9/30/2012	0.07
88257100	CAP Move-RWIP	UZ	2000000247	9/30/2012	(0.10)
88257100	CAP Move-RWIP	UZ	2000000204	9/30/2012	(6.65)
88257100	CAP Move-RWIP	UZ	2000000242	9/30/2012	102.06
88257100	CAP Move-RWIP	UZ	2000000204	9/30/2012	(5.19)
88257100	CAP Move-RWIP	UZ	2000000242	9/30/2012	85.96
88257100	CAP Move-RWIP	UZ	2000000247	9/30/2012	(0.04)
88257100	CAP Move-RWIP	UZ	2000000247	9/30/2012	0.20
88257100	CAP Move-RWIP	UZ	2000000247	9/30/2012	0.03
88257100	CAP Move-RWIP	UZ	2000000247	9/30/2012	0.09

Kentucky American Water Company  
Case No. 2012-00520  
Response to PSC DR1, Item 31

Account	Description	Doc Type	Document Number	Posting Date	Amount
88257100	CAP Move-RWIP	UZ	2000000204	9/30/2012	26.28
88257100	CAP Move-RWIP	UZ	2000000204	9/30/2012	564.22
88257100	CAP Move-RWIP	UZ	2000000247	9/30/2012	42.29
88257100	CAP Move-RWIP	UZ	2000000247	9/30/2012	91.60
88257100	CAP Move-RWIP	UZ	2000000247	9/30/2012	(16.27)
88257100	CAP Move-RWIP	UZ	2000000247	9/30/2012	12.04
88257100	CAP Move-RWIP	UZ	2000000253	9/30/2012	3,369.96
88257100	CAP Move-RWIP	UZ	2000000204	9/30/2012	43.57
88257100	CAP Move-RWIP	UZ	2000000247	9/30/2012	(2.21)
88257100	CAP Move-RWIP	UZ	2000000247	9/30/2012	5.74
88257100	CAP Move-RWIP	UZ	2000000247	9/30/2012	1.63
88257100	CAP Move-RWIP	UZ	2000000247	9/30/2012	12.43
88257100	CAP Move-RWIP	UZ	2000000204	9/30/2012	(39.92)
88257100	CAP Move-RWIP	UZ	2000000247	9/30/2012	(2.42)
88257100	CAP Move-RWIP	UZ	2000000247	9/30/2012	3.27
88257100	CAP Move-RWIP	UZ	2000000247	9/30/2012	(8.49)
88257100	CAP Move-RWIP	UZ	2000000247	9/30/2012	(18.39)
88257100	CAP Move-RWIP	UZ	2000000204	9/30/2012	607.63
88257100	CAP Move-RWIP	UZ	2000000204	9/30/2012	192.95
88257100	CAP Move-RWIP	UZ	2000000247	9/30/2012	8.12
88257100	CAP Move-RWIP	UZ	2000000247	9/30/2012	(10.97)
88257100	CAP Move-RWIP	UZ	2000000247	9/30/2012	61.74
88257100	CAP Move-RWIP	UZ	2000000247	9/30/2012	28.51
88257100	CAP Move-RWIP	UZ	2000000253	9/30/2012	1,224.79
88257100	CAP Move-RWIP	UZ	2000000204	9/30/2012	28.00
88257100	CAP Move-RWIP	UZ	2000000204	9/30/2012	45.07
88257100	CAP Move-RWIP	UZ	2000000253	9/30/2012	6.50
88257100	CAP Move-RWIP	UZ	2000000204	9/30/2012	56.11
88257100	CAP Move-RWIP	UZ	2000000204	9/30/2012	(629.16)
88257100	CAP Move-RWIP	UZ	2000000247	9/30/2012	26.77
88257100	CAP Move-RWIP	UZ	2000000247	9/30/2012	12.36
88257100	CAP Move-RWIP	UZ	2000000247	9/30/2012	3.52
88257100	CAP Move-RWIP	UZ	2000000247	9/30/2012	(4.76)
88257100	CAP Move-RWIP	UZ	2000000253	9/30/2012	32.60
88257100	CAP Move-RWIP	UZ	2000000204	9/30/2012	1.63
88257100	CAP Move-RWIP	UZ	2000000253	9/30/2012	24.96
88257100	CAP Move-RWIP	UZ	2000000204	9/30/2012	2.12
88257100	CAP Move-RWIP	UZ	2000000204	9/30/2012	(42.38)
88257100	CAP Move-RWIP	UZ	2000000204	9/30/2012	(7.88)
88257100	CAP Move-RWIP	UZ	2000000247	9/30/2012	(0.76)
88257100	CAP Move-RWIP	UZ	2000000247	9/30/2012	(5.75)
88257100	CAP Move-RWIP	UZ	2000000247	9/30/2012	(2.66)
88257100	CAP Move-RWIP	UZ	2000000247	9/30/2012	1.02
88257100	CAP Move-RWIP	UZ	2000000204	9/30/2012	(423.80)
88257100	CAP Move-RWIP	UZ	2000000204	9/30/2012	(525.51)
88257100	CAP Move-RWIP	UZ	2000000204	9/30/2012	(391.86)
88257100	CAP Move-RWIP	UZ	2000000247	9/30/2012	(2.66)
88257100	CAP Move-RWIP	UZ	2000000247	9/30/2012	6.92
88257100	CAP Move-RWIP	UZ	2000000247	9/30/2012	1.97
88257100	CAP Move-RWIP	UZ	2000000247	9/30/2012	14.98
88257100	CAP Move-RWIP	UZ	2000000204	9/30/2012	122.70
88257100	CAP Move-RWIP	UZ	2000000247	9/30/2012	6.24
88257100	CAP Move-RWIP	UZ	2000000247	9/30/2012	21.93
88257100	CAP Move-RWIP	UZ	2000000247	9/30/2012	47.50
88257100	CAP Move-RWIP	UZ	2000000247	9/30/2012	(8.44)
88257100	CAP Move-RWIP	UZ	2000000204	9/30/2012	(3.68)
88257100	CAP Move-RWIP	UZ	2000000247	9/30/2012	0.29
88257100	CAP Move-RWIP	UZ	2000000247	9/30/2012	(1.62)
88257100	CAP Move-RWIP	UZ	2000000247	9/30/2012	(0.75)
88257100	CAP Move-RWIP	UZ	2000000247	9/30/2012	(0.21)
88257100	CAP Move-RWIP	UZ	2000000204	9/30/2012	22.79
88257100	CAP Move-RWIP	UZ	2000000242	9/30/2012	850.00
88257100	CAP Move-RWIP	UZ	2000000190	9/30/2012	(139.00)
88257100	CAP Move-RWIP	US	2000000238	9/30/2012	7,400.00
88257100	CAP Move-RWIP	UZ	2000000190	9/30/2012	(811.83)
88257100	CAP Move-RWIP	US	2000000238	9/30/2012	6,400.45
88257100	CAP Move-RWIP	UZ	2000000190	9/30/2012	(104.95)
88257100	CAP Move-RWIP	UZ	2000000190	9/30/2012	(300.00)
88257100	CAP Move-RWIP	US	2000000238	9/30/2012	300.00
88257100	CAP Move-RWIP	UZ	2000000242	9/30/2012	35,000.00
88257100	CAP Move-RWIP	UZ	2000000242	9/30/2012	5,000.00
88257100	CAP Move-RWIP	UZ	2000000242	9/30/2012	49,716.38
88257100	CAP Move-RWIP	UZ	2000000204	9/30/2012	96.07
88257100	CAP Move-RWIP	UZ	2000000204	9/30/2012	(6.19)
88257100	CAP Move-RWIP	UZ	2000000242	9/30/2012	95.00
88257100	CAP Move-RWIP	UZ	2000000204	9/30/2012	(6.18)
88257100	CAP Move-RWIP	UZ	2000000242	9/30/2012	94.83

Kentucky American Water Company  
Case No. 2012-00520  
Response to PSC DR1, Item 31

Account	Description	Doc Type	Document Number	Posting Date	Amount
88257100	CAP Move-RWIP	UZ	2000000204	9/30/2012	59.43
88257100	CAP Move-RWIP	UZ	2000000247	9/30/2012	2.41
88257100	CAP Move-RWIP	UZ	2000000247	9/30/2012	(3.26)
88257100	CAP Move-RWIP	UZ	2000000247	9/30/2012	18.35
88257100	CAP Move-RWIP	UZ	2000000247	9/30/2012	8.47
88257100	CAP Move-RWIP	UC	2000000255	9/30/2012	(532.60)
88257100	CAP Move-RWIP	UZ	2000000204	9/30/2012	0.31
88271100	CAP Move-CIAC NT	UN	2000000197	9/30/2012	(27,778.00)
88271100	CAP Move-CIAC NT	UN	2000000198	9/30/2012	(43,603.00)
88271170	CAP Move-CIAC NT WIP	UZ	2000000193	9/30/2012	(43,603.00)
88271170	CAP Move-CIAC NT WIP	UN	2000000197	9/30/2012	27,778.00
88271170	CAP Move-CIAC NT WIP	UN	2000000198	9/30/2012	43,603.00
88271200	CAP Move-CIAC Tax	UN	2000000197	9/30/2012	(1,569.00)
88271200	CAP Move-CIAC Tax	UN	2000000198	9/30/2012	(39,306.00)
88271270	CAP Move-CIAC Tx WIP	UZ	2000000193	9/30/2012	(39,306.00)
88271270	CAP Move-CIAC Tx WIP	UN	2000000197	9/30/2012	1,569.00
88271270	CAP Move-CIAC Tx WIP	UN	2000000198	9/30/2012	39,306.00
88900000	CAP Move-Settlement	UZ	2000000204	9/30/2012	(2,097.55)
88900000	CAP Move-Settlement	UZ	2000000204	9/30/2012	23.24
88900000	CAP Move-Settlement	UZ	2000000247	9/30/2012	11.03
88900000	CAP Move-Settlement	UZ	2000000247	9/30/2012	1.45
88900000	CAP Move-Settlement	UZ	2000000247	9/30/2012	(1.96)
88900000	CAP Move-Settlement	UZ	2000000247	9/30/2012	5.10
88900000	CAP Move-Settlement	UZ	2000000204	9/30/2012	(447.64)
88900000	CAP Move-Settlement	UZ	2000000204	9/30/2012	138.51
88900000	CAP Move-Settlement	UZ	2000000247	9/30/2012	(5.88)
88900000	CAP Move-Settlement	UZ	2000000247	9/30/2012	33.12
88900000	CAP Move-Settlement	UZ	2000000247	9/30/2012	4.35
88900000	CAP Move-Settlement	UZ	2000000247	9/30/2012	15.29
88900000	CAP Move-Settlement	UZ	2000000204	9/30/2012	(246.01)
88900000	CAP Move-Settlement	UZ	2000000204	9/30/2012	(673.52)
88900000	CAP Move-Settlement	UZ	2000000242	9/30/2012	(55,055.00)
88900000	CAP Move-Settlement	UZ	2000000244	9/30/2012	(805.00)
88900000	CAP Move-Settlement	UZ	2000000247	9/30/2012	55.11
88900000	CAP Move-Settlement	UZ	2000000247	9/30/2012	(40.78)
88900000	CAP Move-Settlement	UZ	2000000247	9/30/2012	(310.26)
88900000	CAP Move-Settlement	UZ	2000000247	9/30/2012	(143.26)
88900000	CAP Move-Settlement	UZ	2000000204	9/30/2012	(140.47)
88900000	CAP Move-Settlement	UZ	2000000247	9/30/2012	(8.56)
88900000	CAP Move-Settlement	UZ	2000000247	9/30/2012	(30.08)
88900000	CAP Move-Settlement	UZ	2000000247	9/30/2012	11.57
88900000	CAP Move-Settlement	UZ	2000000247	9/30/2012	(65.14)
88900000	CAP Move-Settlement	UZ	2000000204	9/30/2012	(2.71)
88900000	CAP Move-Settlement	UZ	2000000204	9/30/2012	(621.58)
88900000	CAP Move-Settlement	UZ	2000000247	9/30/2012	27.07
88900000	CAP Move-Settlement	UZ	2000000247	9/30/2012	12.50
88900000	CAP Move-Settlement	UZ	2000000247	9/30/2012	3.56
88900000	CAP Move-Settlement	UZ	2000000247	9/30/2012	(4.81)
88900000	CAP Move-Settlement	UZ	2000000204	9/30/2012	(53.75)
88900000	CAP Move-Settlement	UZ	2000000247	9/30/2012	(11.56)
88900000	CAP Move-Settlement	UZ	2000000247	9/30/2012	4.45
88900000	CAP Move-Settlement	UZ	2000000247	9/30/2012	(25.03)
88900000	CAP Move-Settlement	UZ	2000000247	9/30/2012	(3.29)
88900000	CAP Move-Settlement	UZ	2000000204	9/30/2012	(115.49)
88900000	CAP Move-Settlement	UZ	2000000247	9/30/2012	(27.03)
88900000	CAP Move-Settlement	UZ	2000000247	9/30/2012	10.40
88900000	CAP Move-Settlement	UZ	2000000247	9/30/2012	(7.69)
88900000	CAP Move-Settlement	UZ	2000000247	9/30/2012	(58.53)
88900000	CAP Move-Settlement	UZ	2000000204	9/30/2012	(413.97)
88900000	CAP Move-Settlement	UZ	2000000247	9/30/2012	(91.41)
88900000	CAP Move-Settlement	UZ	2000000247	9/30/2012	(197.97)
88900000	CAP Move-Settlement	UZ	2000000247	9/30/2012	35.16
88900000	CAP Move-Settlement	UZ	2000000247	9/30/2012	(26.02)
88900000	CAP Move-Settlement	UZ	2000000204	9/30/2012	(439.04)
88900000	CAP Move-Settlement	UZ	2000000204	9/30/2012	(1,043.53)
88900000	CAP Move-Settlement	UZ	2000000247	9/30/2012	9.62
88900000	CAP Move-Settlement	UZ	2000000247	9/30/2012	(54.13)
88900000	CAP Move-Settlement	UZ	2000000247	9/30/2012	(7.12)
88900000	CAP Move-Settlement	UZ	2000000247	9/30/2012	(25.00)
88900000	CAP Move-Settlement	UZ	2000000204	9/30/2012	38.94
88900000	CAP Move-Settlement	UZ	2000000247	9/30/2012	8.50
88900000	CAP Move-Settlement	UZ	2000000247	9/30/2012	2.42
88900000	CAP Move-Settlement	UZ	2000000247	9/30/2012	(3.27)
88900000	CAP Move-Settlement	UZ	2000000247	9/30/2012	18.42
88900000	CAP Move-Settlement	UZ	2000000204	9/30/2012	(233.59)
88900000	CAP Move-Settlement	UZ	2000000247	9/30/2012	(106.16)
88900000	CAP Move-Settlement	UZ	2000000247	9/30/2012	(49.01)

Kentucky American Water Company  
Case No. 2012-00520  
Response to PSC DR1, Item 31

Account	Description	Doc Type	Document Number	Posting Date	Amount
88900000	CAP Move-Settlement	UZ	2000000247	9/30/2012	(13.95)
88900000	CAP Move-Settlement	UZ	2000000247	9/30/2012	18.86
88900000	CAP Move-Settlement	UZ	2000000253	9/30/2012	(387.41)
88900000	CAP Move-Settlement	UZ	2000000204	9/30/2012	(627.52)
88900000	CAP Move-Settlement	UZ	2000000204	9/30/2012	(1,097.32)
88900000	CAP Move-Settlement	UZ	2000000247	9/30/2012	(7.12)
88900000	CAP Move-Settlement	UZ	2000000247	9/30/2012	9.62
88900000	CAP Move-Settlement	UZ	2000000247	9/30/2012	(54.13)
88900000	CAP Move-Settlement	UZ	2000000247	9/30/2012	(25.00)
88900000	CAP Move-Settlement	UZ	2000000204	9/30/2012	(19.25)
88900000	CAP Move-Settlement	UZ	2000000247	9/30/2012	1.73
88900000	CAP Move-Settlement	UZ	2000000247	9/30/2012	(1.28)
88900000	CAP Move-Settlement	UZ	2000000247	9/30/2012	(4.50)
88900000	CAP Move-Settlement	UZ	2000000247	9/30/2012	(9.75)
88900000	CAP Move-Settlement	UZ	2000000204	9/30/2012	(212.55)
88900000	CAP Move-Settlement	UZ	2000000247	9/30/2012	(2.98)
88900000	CAP Move-Settlement	UZ	2000000247	9/30/2012	7.75
88900000	CAP Move-Settlement	UZ	2000000247	9/30/2012	2.20
88900000	CAP Move-Settlement	UZ	2000000247	9/30/2012	16.76
88900000	CAP Move-Settlement	UZ	2000000204	9/30/2012	56.04
88900000	CAP Move-Settlement	UZ	2000000242	9/30/2012	(9,500.00)
88900000	CAP Move-Settlement	UZ	2000000247	9/30/2012	3.43
88900000	CAP Move-Settlement	UZ	2000000247	9/30/2012	26.06
88900000	CAP Move-Settlement	UZ	2000000247	9/30/2012	(4.63)
88900000	CAP Move-Settlement	UZ	2000000247	9/30/2012	12.03
88900000	CAP Move-Settlement	UZ	2000000204	9/30/2012	(321.65)
88900000	CAP Move-Settlement	UZ	2000000204	9/30/2012	1,721.37
88900000	CAP Move-Settlement	UZ	2000000204	9/30/2012	(550.06)
88900000	CAP Move-Settlement	UZ	2000000204	9/30/2012	(640.50)
88900000	CAP Move-Settlement	UZ	2000000218	9/30/2012	(2,116.64)
88900000	CAP Move-Settlement	UZ	2000000218	9/30/2012	(1,623.73)
88900000	CAP Move-Settlement	UZ	2000000247	9/30/2012	(1.61)
88900000	CAP Move-Settlement	UZ	2000000247	9/30/2012	(6.37)
88900000	CAP Move-Settlement	UZ	2000000247	9/30/2012	(3.47)
88900000	CAP Move-Settlement	UZ	2000000247	9/30/2012	8.60
88900000	CAP Move-Settlement	UZ	2000000247	9/30/2012	(22.36)
88900000	CAP Move-Settlement	UZ	2000000247	9/30/2012	0.62
88900000	CAP Move-Settlement	UZ	2000000247	9/30/2012	(48.43)
88900000	CAP Move-Settlement	UZ	2000000247	9/30/2012	(0.46)
88900000	CAP Move-Settlement	UZ	2000000204	9/30/2012	464.77
88900000	CAP Move-Settlement	UZ	2000000204	9/30/2012	(1,470.71)
88900000	CAP Move-Settlement	UZ	2000000204	9/30/2012	(117.76)
88900000	CAP Move-Settlement	UZ	2000000204	9/30/2012	7,691.11
88900000	CAP Move-Settlement	UZ	2000000217	9/30/2012	(1,886.08)
88900000	CAP Move-Settlement	UZ	2000000218	9/30/2012	(2,458.64)
88900000	CAP Move-Settlement	UZ	2000000244	9/30/2012	(121,806.32)
88900000	CAP Move-Settlement	UZ	2000000247	9/30/2012	(43.53)
88900000	CAP Move-Settlement	UZ	2000000247	9/30/2012	7.73
88900000	CAP Move-Settlement	UZ	2000000247	9/30/2012	(5.72)
88900000	CAP Move-Settlement	UZ	2000000247	9/30/2012	(18.55)
88900000	CAP Move-Settlement	UZ	2000000247	9/30/2012	3.30
88900000	CAP Move-Settlement	UZ	2000000247	9/30/2012	(8.57)
88900000	CAP Move-Settlement	UZ	2000000247	9/30/2012	(20.10)
88900000	CAP Move-Settlement	UZ	2000000247	9/30/2012	(2.44)
88900000	CAP Move-Settlement	UZ	2000000204	9/30/2012	22,078.01
88900000	CAP Move-Settlement	UZ	2000000207	9/30/2012	(22,078.01)
88900000	CAP Move-Settlement	UZ	2000000217	9/30/2012	(2,691.12)
88900000	CAP Move-Settlement	UZ	2000000218	9/30/2012	(2,064.42)
88900000	CAP Move-Settlement	UZ	2000000242	9/30/2012	(338,619.83)
88900000	CAP Move-Settlement	UZ	2000000204	9/30/2012	2,934.00
88900000	CAP Move-Settlement	UZ	2000000207	9/30/2012	(2,934.00)
88900000	CAP Move-Settlement	UZ	2000000217	9/30/2012	(238.15)
88900000	CAP Move-Settlement	UZ	2000000217	9/30/2012	(182.69)
88900000	CAP Move-Settlement	UZ	2000000217	9/30/2012	(257.63)
88900000	CAP Move-Settlement	UZ	2000000218	9/30/2012	(4,815.08)
88900000	CAP Move-Settlement	UZ	2000000218	9/30/2012	(219.07)
88900000	CAP Move-Settlement	UZ	2000000220	9/30/2012	(436.80)
88900000	CAP Move-Settlement	UZ	2000000221	9/30/2012	544.86
88900000	CAP Move-Settlement	UZ	2000000229	9/30/2012	(279.97)
88900000	CAP Move-Settlement	UZ	2000000229	9/30/2012	7.64
88900000	CAP Move-Settlement	UZ	2000000229	9/30/2012	(134.60)
88900000	CAP Move-Settlement	UZ	2000000229	9/30/2012	(30.42)
88900000	CAP Move-Settlement	UZ	2000000229	9/30/2012	(525.30)
88900000	CAP Move-Settlement	UZ	2000000229	9/30/2012	5.44
88900000	CAP Move-Settlement	UZ	2000000229	9/30/2012	(69.63)
88900000	CAP Move-Settlement	UZ	2000000229	9/30/2012	(26.77)
88900000	CAP Move-Settlement	UZ	2000000231	9/30/2012	102.35

Kentucky American Water Company  
Case No. 2012-00520  
Response to PSC DR1, Item 31

Account	Description	Doc Type	Document Number	Posting Date	Amount
88900000	CAP Move-Settlement	UZ	200000231	9/30/2012	(47.65)
88900000	CAP Move-Settlement	UZ	200000231	9/30/2012	(36.32)
88900000	CAP Move-Settlement	UZ	200000231	9/30/2012	(40.19)
88900000	CAP Move-Settlement	UZ	200000231	9/30/2012	(243.92)
88900000	CAP Move-Settlement	UZ	200000231	9/30/2012	(995.82)
88900000	CAP Move-Settlement	UZ	200000242	9/30/2012	(45,000.00)
88900000	CAP Move-Settlement	UZ	200000204	9/30/2012	(999.84)
88900000	CAP Move-Settlement	UZ	200000204	9/30/2012	(912.25)
88900000	CAP Move-Settlement	UZ	200000204	9/30/2012	539.50
88900000	CAP Move-Settlement	UZ	200000207	9/30/2012	(539.50)
88900000	CAP Move-Settlement	UZ	200000218	9/30/2012	(1,261.17)
88900000	CAP Move-Settlement	UZ	200000220	9/30/2012	(1,644.03)
88900000	CAP Move-Settlement	UZ	200000242	9/30/2012	(46,259.35)
88900000	CAP Move-Settlement	UZ	200000247	9/30/2012	(46.66)
88900000	CAP Move-Settlement	UZ	200000247	9/30/2012	(13.28)
88900000	CAP Move-Settlement	UZ	200000247	9/30/2012	(101.06)
88900000	CAP Move-Settlement	UZ	200000247	9/30/2012	17.95
88900000	CAP Move-Settlement	UZ	200000242	9/30/2012	(24,300.70)
88900000	CAP Move-Settlement	UZ	200000204	9/30/2012	(529.75)
88900000	CAP Move-Settlement	UZ	200000204	9/30/2012	(2,189.31)
88900000	CAP Move-Settlement	UZ	200000217	9/30/2012	(1,305.54)
88900000	CAP Move-Settlement	UZ	200000218	9/30/2012	(1,701.87)
88900000	CAP Move-Settlement	UZ	200000252	9/30/2012	(161,338.03)
88900000	CAP Move-Settlement	UZ	200000217	9/30/2012	(28.31)
88900000	CAP Move-Settlement	UZ	200000218	9/30/2012	(36.91)
88900000	CAP Move-Settlement	UZ	200000204	9/30/2012	(63.68)
88900000	CAP Move-Settlement	UZ	200000204	9/30/2012	(7.08)
88900000	CAP Move-Settlement	UZ	200000204	9/30/2012	6.73
88900000	CAP Move-Settlement	UZ	200000204	9/30/2012	666.36
88900000	CAP Move-Settlement	UZ	200000217	9/30/2012	(133.64)
88900000	CAP Move-Settlement	UZ	200000218	9/30/2012	(102.52)
88900000	CAP Move-Settlement	UZ	200000247	9/30/2012	47.23
88900000	CAP Move-Settlement	UZ	200000247	9/30/2012	165.92
88900000	CAP Move-Settlement	UZ	200000247	9/30/2012	(63.83)
88900000	CAP Move-Settlement	UZ	200000247	9/30/2012	359.31
88900000	CAP Move-Settlement	UZ	200000253	9/30/2012	(1,684.20)
88900000	CAP Move-Settlement	UZ	200000204	9/30/2012	6.63
88900000	CAP Move-Settlement	UZ	200000204	9/30/2012	656.70
88900000	CAP Move-Settlement	UZ	200000207	9/30/2012	(663.34)
88900000	CAP Move-Settlement	UZ	200000217	9/30/2012	(28.07)
88900000	CAP Move-Settlement	UZ	200000217	9/30/2012	(36.59)
88900000	CAP Move-Settlement	UZ	200000242	9/30/2012	(10,173.85)
88900000	CAP Move-Settlement	UZ	200000204	9/30/2012	33.27
88900000	CAP Move-Settlement	UZ	200000204	9/30/2012	632.15
88900000	CAP Move-Settlement	UZ	200000207	9/30/2012	(665.42)
88900000	CAP Move-Settlement	UZ	200000218	9/30/2012	(1.55)
88900000	CAP Move-Settlement	UZ	200000218	9/30/2012	(1.19)
88900000	CAP Move-Settlement	UZ	200000242	9/30/2012	(10,205.80)
88900000	CAP Move-Settlement	UZ	200000204	9/30/2012	320.96
88900000	CAP Move-Settlement	UZ	200000204	9/30/2012	3.24
88900000	CAP Move-Settlement	UZ	200000207	9/30/2012	(455.58)
88900000	CAP Move-Settlement	UZ	200000217	9/30/2012	(21.39)
88900000	CAP Move-Settlement	UZ	200000218	9/30/2012	(27.88)
88900000	CAP Move-Settlement	UZ	200000242	9/30/2012	(6,987.40)
88900000	CAP Move-Settlement	UZ	200000247	9/30/2012	(64.51)
88900000	CAP Move-Settlement	UZ	200000247	9/30/2012	(29.79)
88900000	CAP Move-Settlement	UZ	200000247	9/30/2012	11.46
88900000	CAP Move-Settlement	UZ	200000247	9/30/2012	(8.48)
88900000	CAP Move-Settlement	UZ	200000204	9/30/2012	440.95
88900000	CAP Move-Settlement	UZ	200000204	9/30/2012	4.45
88900000	CAP Move-Settlement	UZ	200000207	9/30/2012	(560.49)
88900000	CAP Move-Settlement	UZ	200000218	9/30/2012	(18.89)
88900000	CAP Move-Settlement	UZ	200000220	9/30/2012	(24.62)
88900000	CAP Move-Settlement	UZ	200000242	9/30/2012	(8,596.46)
88900000	CAP Move-Settlement	UZ	200000247	9/30/2012	10.03
88900000	CAP Move-Settlement	UZ	200000247	9/30/2012	(26.07)
88900000	CAP Move-Settlement	UZ	200000247	9/30/2012	(56.45)
88900000	CAP Move-Settlement	UZ	200000247	9/30/2012	(7.42)
88900000	CAP Move-Settlement	UZ	200000204	9/30/2012	658.76
88900000	CAP Move-Settlement	UZ	200000204	9/30/2012	6.65
88900000	CAP Move-Settlement	UZ	200000207	9/30/2012	(665.42)
88900000	CAP Move-Settlement	UZ	200000217	9/30/2012	(18.45)
88900000	CAP Move-Settlement	UZ	200000217	9/30/2012	(14.15)
88900000	CAP Move-Settlement	UZ	200000242	9/30/2012	(10,205.80)
88900000	CAP Move-Settlement	UZ	200000204	9/30/2012	514.28
88900000	CAP Move-Settlement	UZ	200000204	9/30/2012	5.19
88900000	CAP Move-Settlement	UZ	200000207	9/30/2012	(560.49)

Kentucky American Water Company  
Case No. 2012-00520  
Response to PSC DR1, Item 31

Account	Description	Doc Type	Document Number	Posting Date	Amount
88900000	CAP Move-Settlement	UZ	2000000217	9/30/2012	(22.44)
88900000	CAP Move-Settlement	UZ	2000000218	9/30/2012	(17.21)
88900000	CAP Move-Settlement	UZ	2000000242	9/30/2012	(8,596.46)
88900000	CAP Move-Settlement	UZ	2000000247	9/30/2012	3.58
88900000	CAP Move-Settlement	UZ	2000000247	9/30/2012	(9.31)
88900000	CAP Move-Settlement	UZ	2000000247	9/30/2012	(20.16)
88900000	CAP Move-Settlement	UZ	2000000247	9/30/2012	(2.65)
88900000	CAP Move-Settlement	UZ	2000000204	9/30/2012	(5.91)
88900000	CAP Move-Settlement	UZ	2000000247	9/30/2012	(1.27)
88900000	CAP Move-Settlement	UZ	2000000247	9/30/2012	(0.36)
88900000	CAP Move-Settlement	UZ	2000000247	9/30/2012	0.49
88900000	CAP Move-Settlement	UZ	2000000247	9/30/2012	(2.74)
88900000	CAP Move-Settlement	UZ	2000000204	9/30/2012	(2.15)
88900000	CAP Move-Settlement	UZ	2000000247	9/30/2012	0.16
88900000	CAP Move-Settlement	UZ	2000000247	9/30/2012	(0.12)
88900000	CAP Move-Settlement	UZ	2000000247	9/30/2012	(0.43)
88900000	CAP Move-Settlement	UZ	2000000247	9/30/2012	(0.93)
88900000	CAP Move-Settlement	UZ	2000000204	9/30/2012	(84.76)
88900000	CAP Move-Settlement	UZ	2000000204	9/30/2012	(740.50)
88900000	CAP Move-Settlement	UZ	2000000207	9/30/2012	(183.46)
88900000	CAP Move-Settlement	UZ	2000000247	9/30/2012	(76.90)
88900000	CAP Move-Settlement	UZ	2000000247	9/30/2012	(21.89)
88900000	CAP Move-Settlement	UZ	2000000247	9/30/2012	(166.55)
88900000	CAP Move-Settlement	UZ	2000000247	9/30/2012	29.58
88900000	CAP Move-Settlement	UZ	2000000253	9/30/2012	(5,467.13)
88900000	CAP Move-Settlement	UZ	2000000204	9/30/2012	(177.32)
88900000	CAP Move-Settlement	UZ	2000000247	9/30/2012	14.88
88900000	CAP Move-Settlement	UZ	2000000247	9/30/2012	4.24
88900000	CAP Move-Settlement	UZ	2000000247	9/30/2012	(5.72)
88900000	CAP Move-Settlement	UZ	2000000247	9/30/2012	32.22
88900000	CAP Move-Settlement	UZ	2000000253	9/30/2012	(278.00)
88900000	CAP Move-Settlement	UZ	2000000204	9/30/2012	(31.03)
88900000	CAP Move-Settlement	UZ	2000000204	9/30/2012	(357.76)
88900000	CAP Move-Settlement	UZ	2000000247	9/30/2012	25.58
88900000	CAP Move-Settlement	UZ	2000000247	9/30/2012	(144.03)
88900000	CAP Move-Settlement	UZ	2000000247	9/30/2012	(66.50)
88900000	CAP Move-Settlement	UZ	2000000247	9/30/2012	(18.93)
88900000	CAP Move-Settlement	UZ	2000000253	9/30/2012	(1,229.00)
88900000	CAP Move-Settlement	UZ	2000000204	9/30/2012	(34.33)
88900000	CAP Move-Settlement	UZ	2000000217	9/30/2012	(27.36)
88900000	CAP Move-Settlement	UZ	2000000218	9/30/2012	(35.67)
88900000	CAP Move-Settlement	UZ	2000000204	9/30/2012	(1,255.83)
88900000	CAP Move-Settlement	UZ	2000000204	9/30/2012	(58.48)
88900000	CAP Move-Settlement	UZ	2000000204	9/30/2012	(564.22)
88900000	CAP Move-Settlement	UZ	2000000204	9/30/2012	(26.28)
88900000	CAP Move-Settlement	UZ	2000000207	9/30/2012	(41.32)
88900000	CAP Move-Settlement	UZ	2000000247	9/30/2012	(38.84)
88900000	CAP Move-Settlement	UZ	2000000247	9/30/2012	(295.48)
88900000	CAP Move-Settlement	UZ	2000000247	9/30/2012	(136.43)
88900000	CAP Move-Settlement	UZ	2000000247	9/30/2012	52.49
88900000	CAP Move-Settlement	UZ	2000000253	9/30/2012	(10,870.84)
88900000	CAP Move-Settlement	UZ	2000000204	9/30/2012	(43.57)
88900000	CAP Move-Settlement	UZ	2000000204	9/30/2012	(96.97)
88900000	CAP Move-Settlement	UZ	2000000247	9/30/2012	7.12
88900000	CAP Move-Settlement	UZ	2000000247	9/30/2012	(18.51)
88900000	CAP Move-Settlement	UZ	2000000247	9/30/2012	(5.27)
88900000	CAP Move-Settlement	UZ	2000000247	9/30/2012	(40.09)
88900000	CAP Move-Settlement	UZ	2000000204	9/30/2012	(69.72)
88900000	CAP Move-Settlement	UZ	2000000247	9/30/2012	(4.28)
88900000	CAP Move-Settlement	UZ	2000000247	9/30/2012	(15.04)
88900000	CAP Move-Settlement	UZ	2000000247	9/30/2012	5.79
88900000	CAP Move-Settlement	UZ	2000000247	9/30/2012	(32.57)
88900000	CAP Move-Settlement	UZ	2000000253	9/30/2012	(20,300.30)
88900000	CAP Move-Settlement	UZ	2000000204	9/30/2012	3,390.40
88900000	CAP Move-Settlement	UZ	2000000204	9/30/2012	(360.23)
88900000	CAP Move-Settlement	UZ	2000000207	9/30/2012	(3,390.40)
88900000	CAP Move-Settlement	UZ	2000000204	9/30/2012	1,010.60
88900000	CAP Move-Settlement	UZ	2000000204	9/30/2012	(137.90)
88900000	CAP Move-Settlement	UZ	2000000207	9/30/2012	(1,010.60)
88900000	CAP Move-Settlement	UZ	2000000204	9/30/2012	(55.42)
88900000	CAP Move-Settlement	UZ	2000000204	9/30/2012	2,608.00
88900000	CAP Move-Settlement	UZ	2000000204	9/30/2012	(166.26)
88900000	CAP Move-Settlement	UZ	2000000207	9/30/2012	(2,608.00)
88900000	CAP Move-Settlement	UZ	2000000204	9/30/2012	(5,816.26)
88900000	CAP Move-Settlement	UZ	2000000204	9/30/2012	(296.27)
88900000	CAP Move-Settlement	UZ	2000000247	9/30/2012	(15.71)
88900000	CAP Move-Settlement	UZ	2000000247	9/30/2012	(119.50)



Kentucky American Water Company  
Case No. 2012-00520  
Response to PSC DR1, Item 31

Account	Description	Doc Type	Document Number	Posting Date	Amount
88900000	CAP Move-Settlement	UZ	2000000247	9/30/2012	(55.18)
88900000	CAP Move-Settlement	UZ	2000000247	9/30/2012	21.23
88900000	CAP Move-Settlement	UZ	2000000193	9/30/2012	39,306.00
88900000	CAP Move-Settlement	UZ	2000000193	9/30/2012	43,603.00
88900000	CAP Move-Settlement	UZ	2000000204	9/30/2012	88.86
88900000	CAP Move-Settlement	UZ	2000000204	9/30/2012	39.92
88900000	CAP Move-Settlement	UZ	2000000247	9/30/2012	7.80
88900000	CAP Move-Settlement	UZ	2000000247	9/30/2012	(10.54)
88900000	CAP Move-Settlement	UZ	2000000247	9/30/2012	59.31
88900000	CAP Move-Settlement	UZ	2000000247	9/30/2012	27.39
88900000	CAP Move-Settlement	UZ	2000000204	9/30/2012	(1,352.47)
88900000	CAP Move-Settlement	UZ	2000000204	9/30/2012	(607.63)
88900000	CAP Move-Settlement	UZ	2000000204	9/30/2012	(192.95)
88900000	CAP Move-Settlement	UZ	2000000204	9/30/2012	(429.48)
88900000	CAP Move-Settlement	UZ	2000000207	9/30/2012	(74.01)
88900000	CAP Move-Settlement	UZ	2000000247	9/30/2012	(91.96)
88900000	CAP Move-Settlement	UZ	2000000247	9/30/2012	(199.15)
88900000	CAP Move-Settlement	UZ	2000000247	9/30/2012	35.38
88900000	CAP Move-Settlement	UZ	2000000247	9/30/2012	(26.18)
88900000	CAP Move-Settlement	UZ	2000000253	9/30/2012	(3,950.93)
88900000	CAP Move-Settlement	UZ	2000000204	9/30/2012	(62.32)
88900000	CAP Move-Settlement	UZ	2000000204	9/30/2012	(28.00)
88900000	CAP Move-Settlement	UZ	2000000204	9/30/2012	(100.32)
88900000	CAP Move-Settlement	UZ	2000000204	9/30/2012	(45.07)
88900000	CAP Move-Settlement	UZ	2000000218	9/30/2012	(11.68)
88900000	CAP Move-Settlement	UZ	2000000218	9/30/2012	(15.23)
88900000	CAP Move-Settlement	UZ	2000000217	9/30/2012	(3.34)
88900000	CAP Move-Settlement	UZ	2000000218	9/30/2012	(2.56)
88900000	CAP Move-Settlement	UZ	2000000204	9/30/2012	(41.73)
88900000	CAP Move-Settlement	UZ	2000000204	9/30/2012	(53.79)
88900000	CAP Move-Settlement	UZ	2000000204	9/30/2012	(6.85)
88900000	CAP Move-Settlement	UZ	2000000204	9/30/2012	1,891.06
88900000	CAP Move-Settlement	UZ	2000000207	9/30/2012	(1,891.06)
88900000	CAP Move-Settlement	UZ	2000000242	9/30/2012	(27,034.09)
88900000	CAP Move-Settlement	UZ	2000000204	9/30/2012	(123.95)
88900000	CAP Move-Settlement	UZ	2000000204	9/30/2012	(1,444.83)
88900000	CAP Move-Settlement	UZ	2000000247	9/30/2012	11.32
88900000	CAP Move-Settlement	UZ	2000000247	9/30/2012	(63.74)
88900000	CAP Move-Settlement	UZ	2000000247	9/30/2012	(8.38)
88900000	CAP Move-Settlement	UZ	2000000247	9/30/2012	(29.43)
88900000	CAP Move-Settlement	UZ	2000000204	9/30/2012	(169.19)
88900000	CAP Move-Settlement	UZ	2000000253	9/30/2012	(50.00)
88900000	CAP Move-Settlement	UZ	2000000204	9/30/2012	(56.11)
88900000	CAP Move-Settlement	UZ	2000000204	9/30/2012	(375.51)
88900000	CAP Move-Settlement	UZ	2000000204	9/30/2012	629.16
88900000	CAP Move-Settlement	UZ	2000000204	9/30/2012	4,210.48
88900000	CAP Move-Settlement	UZ	2000000207	9/30/2012	(5,583.32)
88900000	CAP Move-Settlement	UZ	2000000247	9/30/2012	36.59
88900000	CAP Move-Settlement	UZ	2000000247	9/30/2012	(27.07)
88900000	CAP Move-Settlement	UZ	2000000247	9/30/2012	(205.96)
88900000	CAP Move-Settlement	UZ	2000000247	9/30/2012	(95.10)
88900000	CAP Move-Settlement	UZ	2000000253	9/30/2012	(250.80)
88900000	CAP Move-Settlement	UZ	2000000204	9/30/2012	(10.89)
88900000	CAP Move-Settlement	UZ	2000000204	9/30/2012	(1.63)
88900000	CAP Move-Settlement	UZ	2000000253	9/30/2012	(192.00)
88900000	CAP Move-Settlement	UZ	2000000204	9/30/2012	(2.12)
88900000	CAP Move-Settlement	UZ	2000000204	9/30/2012	(14.18)
88900000	CAP Move-Settlement	UZ	2000000204	9/30/2012	283.62
88900000	CAP Move-Settlement	UZ	2000000204	9/30/2012	42.38
88900000	CAP Move-Settlement	UZ	2000000207	9/30/2012	(326.00)
88900000	CAP Move-Settlement	UZ	2000000204	9/30/2012	7.88
88900000	CAP Move-Settlement	UZ	2000000204	9/30/2012	52.72
88900000	CAP Move-Settlement	UZ	2000000247	9/30/2012	5.82
88900000	CAP Move-Settlement	UZ	2000000247	9/30/2012	(7.86)
88900000	CAP Move-Settlement	UZ	2000000247	9/30/2012	20.44
88900000	CAP Move-Settlement	UZ	2000000247	9/30/2012	44.26
88900000	CAP Move-Settlement	UZ	2000000204	9/30/2012	2,836.20
88900000	CAP Move-Settlement	UZ	2000000204	9/30/2012	423.80
88900000	CAP Move-Settlement	UZ	2000000207	9/30/2012	(3,260.00)
88900000	CAP Move-Settlement	UZ	2000000204	9/30/2012	525.51
88900000	CAP Move-Settlement	UZ	2000000204	9/30/2012	3,516.89
88900000	CAP Move-Settlement	UZ	2000000207	9/30/2012	(4,042.40)
88900000	CAP Move-Settlement	UZ	2000000204	9/30/2012	2,622.43
88900000	CAP Move-Settlement	UZ	2000000204	9/30/2012	391.86
88900000	CAP Move-Settlement	UZ	2000000207	9/30/2012	(5,324.39)
88900000	CAP Move-Settlement	UZ	2000000247	9/30/2012	(53.20)
88900000	CAP Move-Settlement	UZ	2000000247	9/30/2012	(115.21)

Kentucky American Water Company  
Case No. 2012-00520  
Response to PSC DR1, Item 31

Account	Description	Doc Type	Document Number	Posting Date	Amount
88900000	CAP Move-Settlement	UZ	2000000247	9/30/2012	(15.14)
88900000	CAP Move-Settlement	UZ	2000000247	9/30/2012	20.47
88900000	CAP Move-Settlement	UZ	2000000204	9/30/2012	(821.17)
88900000	CAP Move-Settlement	UZ	2000000204	9/30/2012	(122.70)
88900000	CAP Move-Settlement	UZ	2000000247	9/30/2012	(365.37)
88900000	CAP Move-Settlement	UZ	2000000247	9/30/2012	(48.03)
88900000	CAP Move-Settlement	UZ	2000000247	9/30/2012	(168.71)
88900000	CAP Move-Settlement	UZ	2000000247	9/30/2012	64.90
88900000	CAP Move-Settlement	UZ	2000000204	9/30/2012	24.61
88900000	CAP Move-Settlement	UZ	2000000204	9/30/2012	3.68
88900000	CAP Move-Settlement	UZ	2000000247	9/30/2012	1.64
88900000	CAP Move-Settlement	UZ	2000000247	9/30/2012	12.49
88900000	CAP Move-Settlement	UZ	2000000247	9/30/2012	5.77
88900000	CAP Move-Settlement	UZ	2000000247	9/30/2012	(2.22)
88900000	CAP Move-Settlement	UZ	2000000217	9/30/2012	(0.39)
88900000	CAP Move-Settlement	UZ	2000000218	9/30/2012	(0.30)
88900000	CAP Move-Settlement	UZ	2000000204	9/30/2012	(2,785.67)
88900000	CAP Move-Settlement	UZ	2000000247	9/30/2012	12.31
88900000	CAP Move-Settlement	UZ	2000000247	9/30/2012	(9.11)
88900000	CAP Move-Settlement	UZ	2000000247	9/30/2012	(69.29)
88900000	CAP Move-Settlement	UZ	2000000247	9/30/2012	(31.99)
88900000	CAP Move-Settlement	UZ	2000000204	9/30/2012	(2,511.21)
88900000	CAP Move-Settlement	UZ	2000000204	9/30/2012	(746.54)
88900000	CAP Move-Settlement	UZ	2000000204	9/30/2012	(13,842.94)
88900000	CAP Move-Settlement	UZ	2000000217	9/30/2012	(295.64)
88900000	CAP Move-Settlement	UZ	2000000218	9/30/2012	(385.38)
88900000	CAP Move-Settlement	UZ	2000000247	9/30/2012	(141.84)
88900000	CAP Move-Settlement	UZ	2000000247	9/30/2012	(307.19)
88900000	CAP Move-Settlement	UZ	2000000247	9/30/2012	54.56
88900000	CAP Move-Settlement	UZ	2000000247	9/30/2012	(40.37)
88900000	CAP Move-Settlement	UZ	2000000204	9/30/2012	(345.91)
88900000	CAP Move-Settlement	UZ	2000000204	9/30/2012	(174.85)
88900000	CAP Move-Settlement	UZ	2000000218	9/30/2012	(37.43)
88900000	CAP Move-Settlement	UZ	2000000220	9/30/2012	(48.80)
88900000	CAP Move-Settlement	UZ	2000000204	9/30/2012	(106.51)
88900000	CAP Move-Settlement	UZ	2000000204	9/30/2012	(2,605.46)
88900000	CAP Move-Settlement	UZ	2000000218	9/30/2012	(190.50)
88900000	CAP Move-Settlement	UZ	2000000220	9/30/2012	(248.33)
88900000	CAP Move-Settlement	UZ	2000000247	9/30/2012	(23.44)
88900000	CAP Move-Settlement	UZ	2000000247	9/30/2012	(6.67)
88900000	CAP Move-Settlement	UZ	2000000247	9/30/2012	(50.74)
88900000	CAP Move-Settlement	UZ	2000000247	9/30/2012	9.02
88900000	CAP Move-Settlement	UZ	2000000204	9/30/2012	17.70
88900000	CAP Move-Settlement	UZ	2000000204	9/30/2012	(5,459.70)
88900000	CAP Move-Settlement	UZ	2000000247	9/30/2012	3.63
88900000	CAP Move-Settlement	UZ	2000000247	9/30/2012	(1.40)
88900000	CAP Move-Settlement	UZ	2000000247	9/30/2012	1.03
88900000	CAP Move-Settlement	UZ	2000000247	9/30/2012	7.87
88900000	CAP Move-Settlement	UZ	2000000204	9/30/2012	(205.09)
88900000	CAP Move-Settlement	UZ	2000000204	9/30/2012	(22.79)
88900000	CAP Move-Settlement	UZ	2000000204	9/30/2012	(723.26)
88900000	CAP Move-Settlement	UZ	2000000242	9/30/2012	(8,500.00)
88900000	CAP Move-Settlement	UZ	2000000204	9/30/2012	1,016.83
88900000	CAP Move-Settlement	UZ	2000000207	9/30/2012	(1,304.00)
88900000	CAP Move-Settlement	UZ	2000000204	9/30/2012	1,044.83
88900000	CAP Move-Settlement	UZ	2000000207	9/30/2012	(1,304.00)
88900000	CAP Move-Settlement	UZ	2000000190	9/30/2012	139.00
88900000	CAP Move-Settlement	UZ	2000000190	9/30/2012	811.83
88900000	CAP Move-Settlement	UZ	2000000190	9/30/2012	104.95
88900000	CAP Move-Settlement	UZ	2000000190	9/30/2012	300.00
88900000	CAP Move-Settlement	UZ	2000000242	9/30/2012	(35,000.00)
88900000	CAP Move-Settlement	UZ	2000000242	9/30/2012	(5,000.00)
88900000	CAP Move-Settlement	UZ	2000000204	9/30/2012	1,956.00
88900000	CAP Move-Settlement	UZ	2000000207	9/30/2012	(1,956.00)
88900000	CAP Move-Settlement	UZ	2000000242	9/30/2012	(30,000.00)
88900000	CAP Move-Settlement	UZ	2000000242	9/30/2012	(49,716.38)
88900000	CAP Move-Settlement	UZ	2000000204	9/30/2012	(158.96)
88900000	CAP Move-Settlement	UZ	2000000204	9/30/2012	(2,654.44)
88900000	CAP Move-Settlement	UZ	2000000219	9/30/2012	(65.67)
88900000	CAP Move-Settlement	UZ	2000000220	9/30/2012	(85.61)
88900000	CAP Move-Settlement	UZ	2000000204	9/30/2012	(3,409.60)
88900000	CAP Move-Settlement	UZ	2000000218	9/30/2012	(77.99)
88900000	CAP Move-Settlement	UZ	2000000218	9/30/2012	(101.66)
88900000	CAP Move-Settlement	UZ	2000000204	9/30/2012	(1,409.88)
88900000	CAP Move-Settlement	UZ	2000000204	9/30/2012	(270.58)
88900000	CAP Move-Settlement	UZ	2000000218	9/30/2012	(30.97)
88900000	CAP Move-Settlement	UZ	2000000218	9/30/2012	(40.37)

Kentucky American Water Company  
Case No. 2012-00520  
Response to PSC DR1, Item 31

Account	Description	Doc Type	Document Number	Posting Date	Amount
88900000	CAP Move-Settlement	UZ	2000000207	9/30/2012	(1,304.00)
88900000	CAP Move-Settlement	UZ	2000000217	9/30/2012	(3.98)
88900000	CAP Move-Settlement	UZ	2000000218	9/30/2012	(5.19)
88900000	CAP Move-Settlement	UZ	2000000204	9/30/2012	5.26
88900000	CAP Move-Settlement	UZ	2000000204	9/30/2012	(419.76)
88900000	CAP Move-Settlement	UZ	2000000204	9/30/2012	(864.66)
88900000	CAP Move-Settlement	UZ	2000000204	9/30/2012	(96.07)
88900000	CAP Move-Settlement	UZ	2000000204	9/30/2012	6,520.00
88900000	CAP Move-Settlement	UZ	2000000207	9/30/2012	(6,520.00)
88900000	CAP Move-Settlement	UZ	2000000218	9/30/2012	(940.86)
88900000	CAP Move-Settlement	UZ	2000000218	9/30/2012	(1,226.48)
88900000	CAP Move-Settlement	UZ	2000000242	9/30/2012	(50,000.00)
88900000	CAP Move-Settlement	UZ	2000000218	9/30/2012	(8.91)
88900000	CAP Move-Settlement	UZ	2000000218	9/30/2012	(11.62)
88900000	CAP Move-Settlement	UZ	2000000204	9/30/2012	613.21
88900000	CAP Move-Settlement	UZ	2000000204	9/30/2012	6.19
88900000	CAP Move-Settlement	UZ	2000000207	9/30/2012	(619.40)
88900000	CAP Move-Settlement	UZ	2000000217	9/30/2012	(17.18)
88900000	CAP Move-Settlement	UZ	2000000217	9/30/2012	(13.18)
88900000	CAP Move-Settlement	UZ	2000000242	9/30/2012	(9,500.07)
88900000	CAP Move-Settlement	UZ	2000000204	9/30/2012	6.18
88900000	CAP Move-Settlement	UZ	2000000204	9/30/2012	612.13
88900000	CAP Move-Settlement	UZ	2000000207	9/30/2012	(618.31)
88900000	CAP Move-Settlement	UZ	2000000218	9/30/2012	(26.70)
88900000	CAP Move-Settlement	UZ	2000000218	9/30/2012	(20.48)
88900000	CAP Move-Settlement	UZ	2000000242	9/30/2012	(9,483.30)
88900000	CAP Move-Settlement	UZ	2000000204	9/30/2012	619.40
88900000	CAP Move-Settlement	UZ	2000000207	9/30/2012	(619.40)
88900000	CAP Move-Settlement	UZ	2000000217	9/30/2012	(17.34)
88900000	CAP Move-Settlement	UZ	2000000218	9/30/2012	(13.30)
88900000	CAP Move-Settlement	UZ	2000000242	9/30/2012	(9,500.07)
88900000	CAP Move-Settlement	UZ	2000000204	9/30/2012	(210.70)
88900000	CAP Move-Settlement	UZ	2000000204	9/30/2012	(59.43)
88900000	CAP Move-Settlement	UZ	2000000247	9/30/2012	(10.97)
88900000	CAP Move-Settlement	UZ	2000000247	9/30/2012	(38.52)
88900000	CAP Move-Settlement	UZ	2000000247	9/30/2012	(83.41)
88900000	CAP Move-Settlement	UZ	2000000247	9/30/2012	14.82
88900000	CAP Move-Settlement	UZ	2000000204	9/30/2012	(13.53)
88900000	CAP Move-Settlement	UZ	2000000247	9/30/2012	(4.17)
88900000	CAP Move-Settlement	UZ	2000000247	9/30/2012	0.74
88900000	CAP Move-Settlement	UZ	2000000247	9/30/2012	(1.93)
88900000	CAP Move-Settlement	UZ	2000000247	9/30/2012	(0.55)
88900000	CAP Move-Settlement	UZ	2000000204	9/30/2012	(17.96)
88900000	CAP Move-Settlement	UZ	2000000247	9/30/2012	(1.93)
88900000	CAP Move-Settlement	UZ	2000000247	9/30/2012	0.74
88900000	CAP Move-Settlement	UZ	2000000247	9/30/2012	(0.55)
88900000	CAP Move-Settlement	UZ	2000000247	9/30/2012	(4.17)
88900000	CAP Move-Settlement	UZ	2000000204	9/30/2012	(242.22)
88900000	CAP Move-Settlement	UZ	2000000247	9/30/2012	(49.39)
88900000	CAP Move-Settlement	UZ	2000000247	9/30/2012	(106.96)
88900000	CAP Move-Settlement	UZ	2000000247	9/30/2012	19.00
88900000	CAP Move-Settlement	UZ	2000000247	9/30/2012	(14.06)
88900000	CAP Move-Settlement	UZ	2000000218	9/30/2012	(1.74)
88900000	CAP Move-Settlement	UZ	2000000218	9/30/2012	(1.33)
88900000	CAP Move-Settlement	UZ	2000000242	9/30/2012	(7,292.22)
88900000	CAP Move-Settlement	UZ	2000000204	9/30/2012	(30.79)
88900000	CAP Move-Settlement	UZ	2000000204	9/30/2012	(0.31)
88900000	CAP Move-Settlement	UZ	2000000204	9/30/2012	(31.10)
88900000	CAP Move-Settlement	UZ	2000000217	9/30/2012	(98.14)
88900000	CAP Move-Settlement	UZ	2000000218	9/30/2012	(75.29)
88900000	CAP Move-Settlement	UZ	2000000217	9/30/2012	(0.08)
88900000	CAP Move-Settlement	UZ	2000000217	9/30/2012	1.76
88900000	CAP Move-Settlement	UZ	2000000217	9/30/2012	1,026.17
88900000	CAP Move-Settlement	UZ	2000000217	9/30/2012	(110.88)
88900000	CAP Move-Settlement	UZ	2000000218	9/30/2012	(5,898.22)
88900000	CAP Move-Settlement	UZ	2000000218	9/30/2012	1.00
88900000	CAP Move-Settlement	UZ	2000000218	9/30/2012	(14.60)
88900000	CAP Move-Settlement	UZ	2000000217	9/30/2012	(5,898.24)
88900000	CAP Move-Settlement	UZ	2000000217	9/30/2012	(123.09)
88900000	CAP Move-Settlement	UZ	2000000217	9/30/2012	(93.76)
88900000	CAP Move-Settlement	UZ	2000000218	9/30/2012	(8.53)
88900000	CAP Move-Settlement	UZ	2000000218	9/30/2012	(7.85)
88900000	CAP Move-Settlement	UZ	2000000218	9/30/2012	(1.26)
88900000	CAP Move-Settlement	UZ	2000000218	9/30/2012	961.97
88900000	CAP Move-Settlement	UZ	2000000220	9/30/2012	(3.16)
88900000	CAP Move-Settlement	UZ	2000000221	9/30/2012	(16.25)
88900000	CAP Move-Settlement	UZ	2000000221	9/30/2012	(2.83)

Kentucky American Water Company  
Case No. 2012-00520  
Response to PSC DR1, Item 31

Account	Description	Doc Type	Document Number	Posting Date	Amount
88900000	CAP Move-Settlement	UZ	2000000228	9/30/2012	3.67
88900000	CAP Move-Settlement	UZ	2000000228	9/30/2012	(5.67)
88900000	CAP Move-Settlement	UZ	2000000229	9/30/2012	5.10
88900000	CAP Move-Settlement	UZ	2000000229	9/30/2012	(1.04)
88900000	CAP Move-Settlement	UZ	2000000229	9/30/2012	(1.44)
88900000	CAP Move-Settlement	UZ	2000000231	9/30/2012	(1.47)
88900000	CAP Move-Settlement	UZ	2000000231	9/30/2012	(11.92)
88900000	CAP Move-Settlement	UZ	2000000231	9/30/2012	(28.99)
88900000	CAP Move-Settlement	UZ	2000000231	9/30/2012	(0.21)
88900000	CAP Move-Settlement	UZ	2000000231	9/30/2012	(1.15)
88900000	CAP Move-Settlement	UZ	2000000231	9/30/2012	(6.70)
88900000	CAP Move-Settlement	UZ	2000000231	9/30/2012	(0.17)
88900000	CAP Move-Settlement	UZ	2000000217	9/30/2012	(2.99)
88900000	CAP Move-Settlement	UZ	2000000217	9/30/2012	11.70
88900000	CAP Move-Settlement	UZ	2000000217	9/30/2012	(0.90)
88900000	CAP Move-Settlement	UZ	2000000217	9/30/2012	(9.39)
88900000	CAP Move-Settlement	UZ	2000000218	9/30/2012	0.88
88900000	CAP Move-Settlement	UZ	2000000218	9/30/2012	(36.04)
88900000	CAP Move-Settlement	UZ	2000000218	9/30/2012	(14.84)
88900000	CAP Move-Settlement	UZ	2000000218	9/30/2012	0.89
88900000	CAP Move-Settlement	UZ	2000000217	9/30/2012	0.89
88900000	CAP Move-Settlement	UZ	2000000217	9/30/2012	11.70
88900000	CAP Move-Settlement	UZ	2000000218	9/30/2012	(411.80)
88900000	CAP Move-Settlement	UZ	2000000218	9/30/2012	(25.14)
88900000	CAP Move-Settlement	UZ	2000000220	9/30/2012	0.88
88900000	CAP Move-Settlement	UZ	2000000217	9/30/2012	(28.87)
88900000	CAP Move-Settlement	UZ	2000000218	9/30/2012	(101.54)
88900000	CAP Move-Settlement	UZ	2000000217	9/30/2012	47.64
88900000	CAP Move-Settlement	UZ	2000000217	9/30/2012	(4.90)
88900000	CAP Move-Settlement	UZ	2000000218	9/30/2012	(25.10)
88900000	CAP Move-Settlement	UZ	2000000218	9/30/2012	(312.52)
88900000	CAP Move-Settlement	UZ	2000000218	9/30/2012	(364.12)
88900000	CAP Move-Settlement	UZ	2000000218	9/30/2012	(22.36)
88900000	CAP Move-Settlement	UZ	2000000218	9/30/2012	(878.20)
88900000	CAP Move-Settlement	UZ	2000000221	9/30/2012	(48.79)
88900000	CAP Move-Settlement	UZ	2000000229	9/30/2012	(4.42)
88900000	CAP Move-Settlement	UZ	2000000229	9/30/2012	(3.12)
88900000	CAP Move-Settlement	UZ	2000000229	9/30/2012	(8.47)
88900000	CAP Move-Settlement	UZ	2000000229	9/30/2012	(35.74)
88900000	CAP Move-Settlement	UZ	2000000229	9/30/2012	11.00
88900000	CAP Move-Settlement	UZ	2000000229	9/30/2012	15.31
88900000	CAP Move-Settlement	UZ	2000000229	9/30/2012	(86.96)
88900000	CAP Move-Settlement	UZ	2000000229	9/30/2012	(20.13)
88900000	CAP Move-Settlement	UZ	2000000229	9/30/2012	0.01
88900000	CAP Move-Settlement	UZ	2000000229	9/30/2012	(4.34)
88900000	CAP Move-Settlement	UZ	2000000231	9/30/2012	(3.45)
88900000	CAP Move-Settlement	UZ	2000000231	9/30/2012	(0.61)
88900000	CAP Move-Settlement	UZ	2000000231	9/30/2012	(16.99)
88900000	CAP Move-Settlement	UZ	2000000231	9/30/2012	(0.50)
88900000	CAP Move-Settlement	UZ	2000000217	9/30/2012	(103.41)
88900000	CAP Move-Settlement	UZ	2000000217	9/30/2012	(181.18)
88900000	CAP Move-Settlement	UZ	2000000217	9/30/2012	1,116.67
88900000	CAP Move-Settlement	UZ	2000000217	9/30/2012	(7.43)
88900000	CAP Move-Settlement	UZ	2000000218	9/30/2012	(5,898.24)
88900000	CAP Move-Settlement	UZ	2000000218	9/30/2012	(2.59)
88900000	CAP Move-Settlement	UZ	2000000220	9/30/2012	(25.26)
88900000	CAP Move-Settlement	UZ	2000000221	9/30/2012	(16.25)
88900000	CAP Move-Settlement	UZ	2000000229	9/30/2012	(11.92)
88900000	CAP Move-Settlement	UZ	2000000229	9/30/2012	(1.15)
88900000	CAP Move-Settlement	UZ	2000000229	9/30/2012	(5.67)
88900000	CAP Move-Settlement	UZ	2000000229	9/30/2012	(0.21)
88900000	CAP Move-Settlement	UZ	2000000229	9/30/2012	(1.44)
88900000	CAP Move-Settlement	UZ	2000000229	9/30/2012	3.67
88900000	CAP Move-Settlement	UZ	2000000229	9/30/2012	5.10
88900000	CAP Move-Settlement	UZ	2000000231	9/30/2012	(6.70)
88900000	CAP Move-Settlement	UZ	2000000231	9/30/2012	(28.99)
88900000	CAP Move-Settlement	UZ	2000000231	9/30/2012	(1.47)
88900000	CAP Move-Settlement	UZ	2000000231	9/30/2012	(2.83)
88900000	CAP Move-Settlement	UZ	2000000231	9/30/2012	(1.04)
88900000	CAP Move-Settlement	UZ	2000000231	9/30/2012	(0.17)
88900000	CAP Move-Settlement	UZ	2000000217	9/30/2012	44.22
88900000	CAP Move-Settlement	UZ	2000000217	9/30/2012	(0.36)
88900000	CAP Move-Settlement	UZ	2000000217	9/30/2012	(7.20)
88900000	CAP Move-Settlement	UZ	2000000217	9/30/2012	(90.71)
88900000	CAP Move-Settlement	UZ	2000000217	9/30/2012	(6.67)
88900000	CAP Move-Settlement	UZ	2000000217	9/30/2012	(3.18)
88900000	CAP Move-Settlement	UZ	2000000218	9/30/2012	878.20

Kentucky American Water Company  
Case No. 2012-00520  
Response to PSC DR1, Item 31

Account	Description	Doc Type	Document Number	Posting Date	Amount
88900000	CAP Move-Settlement	UZ	2000000221	9/30/2012	(0.21)
88900000	CAP Move-Settlement	UZ	2000000221	9/30/2012	(11.92)
88900000	CAP Move-Settlement	UZ	2000000221	9/30/2012	5.10
88900000	CAP Move-Settlement	UZ	2000000228	9/30/2012	(1.04)
88900000	CAP Move-Settlement	UZ	2000000228	9/30/2012	(28.99)
88900000	CAP Move-Settlement	UZ	2000000229	9/30/2012	(1.47)
88900000	CAP Move-Settlement	UZ	2000000229	9/30/2012	3.67
88900000	CAP Move-Settlement	UZ	2000000229	9/30/2012	(2.83)
88900000	CAP Move-Settlement	UZ	2000000229	9/30/2012	(0.17)
88900000	CAP Move-Settlement	UZ	2000000229	9/30/2012	(1.15)
88900000	CAP Move-Settlement	UZ	2000000229	9/30/2012	(16.25)
88900000	CAP Move-Settlement	UZ	2000000231	9/30/2012	(1.44)
88900000	CAP Move-Settlement	UZ	2000000231	9/30/2012	(5.67)
88900000	CAP Move-Settlement	UZ	2000000231	9/30/2012	(6.70)
88900000	CAP Move-Settlement	UZ	2000000217	9/30/2012	(267.76)
88900000	CAP Move-Settlement	UZ	2000000218	9/30/2012	(1.94)
88900000	CAP Move-Settlement	UZ	2000000218	9/30/2012	(3.90)
88900000	CAP Move-Settlement	UZ	2000000218	9/30/2012	(4.28)
88900000	CAP Move-Settlement	UZ	2000000218	9/30/2012	(52.74)
88900000	CAP Move-Settlement	UZ	2000000218	9/30/2012	878.20
88900000	CAP Move-Settlement	UZ	2000000220	9/30/2012	56.93
88900000	CAP Move-Settlement	UZ	2000000220	9/30/2012	(0.36)
88900000	CAP Move-Settlement	UZ	2000000221	9/30/2012	(1.44)
88900000	CAP Move-Settlement	UZ	2000000221	9/30/2012	(11.92)
88900000	CAP Move-Settlement	UZ	2000000221	9/30/2012	(28.99)
88900000	CAP Move-Settlement	UZ	2000000228	9/30/2012	(5.67)
88900000	CAP Move-Settlement	UZ	2000000229	9/30/2012	(1.47)
88900000	CAP Move-Settlement	UZ	2000000229	9/30/2012	(1.04)
88900000	CAP Move-Settlement	UZ	2000000229	9/30/2012	(6.70)
88900000	CAP Move-Settlement	UZ	2000000229	9/30/2012	(1.15)
88900000	CAP Move-Settlement	UZ	2000000229	9/30/2012	(0.17)
88900000	CAP Move-Settlement	UZ	2000000231	9/30/2012	5.10
88900000	CAP Move-Settlement	UZ	2000000231	9/30/2012	3.67
88900000	CAP Move-Settlement	UZ	2000000231	9/30/2012	(0.21)
88900000	CAP Move-Settlement	UZ	2000000231	9/30/2012	(16.25)
88900000	CAP Move-Settlement	UZ	2000000231	9/30/2012	(2.83)
88900000	CAP Move-Settlement	UZ	2000000217	9/30/2012	6.56
88900000	CAP Move-Settlement	UZ	2000000217	9/30/2012	51.80
88900000	CAP Move-Settlement	UZ	2000000217	9/30/2012	(0.36)
88900000	CAP Move-Settlement	UZ	2000000218	9/30/2012	(256.44)
88900000	CAP Move-Settlement	UZ	2000000218	9/30/2012	878.20
88900000	CAP Move-Settlement	UZ	2000000218	9/30/2012	(10.00)
88900000	CAP Move-Settlement	UZ	2000000218	9/30/2012	(30.19)
88900000	CAP Move-Settlement	UZ	2000000218	9/30/2012	46.41
88900000	CAP Move-Settlement	UZ	2000000220	9/30/2012	3.83
88900000	CAP Move-Settlement	UZ	2000000220	9/30/2012	3.70
88900000	CAP Move-Settlement	UZ	2000000220	9/30/2012	(17.83)
88900000	CAP Move-Settlement	UZ	2000000221	9/30/2012	7.33
88900000	CAP Move-Settlement	UZ	2000000229	9/30/2012	(2.08)
88900000	CAP Move-Settlement	UZ	2000000229	9/30/2012	(2.95)
88900000	CAP Move-Settlement	UZ	2000000229	9/30/2012	(0.34)
88900000	CAP Move-Settlement	UZ	2000000229	9/30/2012	(2.30)
88900000	CAP Move-Settlement	UZ	2000000231	9/30/2012	(23.84)
88900000	CAP Move-Settlement	UZ	2000000231	9/30/2012	(32.52)
88900000	CAP Move-Settlement	UZ	2000000231	9/30/2012	(2.90)
88900000	CAP Move-Settlement	UZ	2000000231	9/30/2012	10.21
88900000	CAP Move-Settlement	UZ	2000000231	9/30/2012	(5.65)
88900000	CAP Move-Settlement	UZ	2000000231	9/30/2012	(57.96)
88900000	CAP Move-Settlement	UZ	2000000231	9/30/2012	(11.33)
88900000	CAP Move-Settlement	UZ	2000000231	9/30/2012	(13.43)
88900000	CAP Move-Settlement	UZ	2000000231	9/30/2012	(0.39)
88900000	CAP Move-Settlement	UZ	2000000217	9/30/2012	(878.20)
88900000	CAP Move-Settlement	UZ	2000000217	9/30/2012	(46.39)
88900000	CAP Move-Settlement	UZ	2000000218	9/30/2012	(267.74)
88900000	CAP Move-Settlement	UZ	2000000218	9/30/2012	(27.05)
88900000	CAP Move-Settlement	UZ	2000000218	9/30/2012	(7.64)
88900000	CAP Move-Settlement	UZ	2000000220	9/30/2012	(20.43)
88900000	CAP Move-Settlement	UZ	2000000221	9/30/2012	(48.79)
88900000	CAP Move-Settlement	UZ	2000000221	9/30/2012	(0.61)
88900000	CAP Move-Settlement	UZ	2000000228	9/30/2012	15.31
88900000	CAP Move-Settlement	UZ	2000000229	9/30/2012	(20.13)
88900000	CAP Move-Settlement	UZ	2000000229	9/30/2012	(35.74)
88900000	CAP Move-Settlement	UZ	2000000229	9/30/2012	(86.96)
88900000	CAP Move-Settlement	UZ	2000000229	9/30/2012	11.00
88900000	CAP Move-Settlement	UZ	2000000229	9/30/2012	(16.99)
88900000	CAP Move-Settlement	UZ	2000000229	9/30/2012	(0.50)
88900000	CAP Move-Settlement	UZ	2000000229	9/30/2012	0.01

Kentucky American Water Company  
Case No. 2012-00520  
Response to PSC DR1, Item 31

Account	Description	Doc Type	Document Number	Posting Date	Amount
88900000	CAP Move-Settlement	UZ	2000000229	9/30/2012	(8.47)
88900000	CAP Move-Settlement	UZ	2000000229	9/30/2012	(4.34)
88900000	CAP Move-Settlement	UZ	2000000231	9/30/2012	(4.42)
88900000	CAP Move-Settlement	UZ	2000000231	9/30/2012	(3.12)
88900000	CAP Move-Settlement	UZ	2000000231	9/30/2012	(3.45)
88900000	CAP Move-Settlement	UZ	2000000217	9/30/2012	(14.54)
88900000	CAP Move-Settlement	UZ	2000000217	9/30/2012	(9.06)
88900000	CAP Move-Settlement	UZ	2000000218	9/30/2012	(878.20)
88900000	CAP Move-Settlement	UZ	2000000218	9/30/2012	48.10
88900000	CAP Move-Settlement	UZ	2000000218	9/30/2012	(191.01)
88900000	CAP Move-Settlement	UZ	2000000218	9/30/2012	(11.79)
88900000	CAP Move-Settlement	UZ	2000000221	9/30/2012	(2.08)
88900000	CAP Move-Settlement	UZ	2000000221	9/30/2012	(2.90)
88900000	CAP Move-Settlement	UZ	2000000221	9/30/2012	(5.65)
88900000	CAP Move-Settlement	UZ	2000000229	9/30/2012	(0.39)
88900000	CAP Move-Settlement	UZ	2000000229	9/30/2012	(13.43)
88900000	CAP Move-Settlement	UZ	2000000229	9/30/2012	(57.96)
88900000	CAP Move-Settlement	UZ	2000000229	9/30/2012	(2.95)
88900000	CAP Move-Settlement	UZ	2000000229	9/30/2012	(23.84)
88900000	CAP Move-Settlement	UZ	2000000229	9/30/2012	10.21
88900000	CAP Move-Settlement	UZ	2000000229	9/30/2012	(32.52)
88900000	CAP Move-Settlement	UZ	2000000229	9/30/2012	(2.30)
88900000	CAP Move-Settlement	UZ	2000000229	9/30/2012	7.33
88900000	CAP Move-Settlement	UZ	2000000231	9/30/2012	(11.33)
88900000	CAP Move-Settlement	UZ	2000000231	9/30/2012	(0.34)
88900000	CAP Move-Settlement	UZ	2000000217	9/30/2012	124.76
88900000	CAP Move-Settlement	UZ	2000000217	9/30/2012	(118.87)
88900000	CAP Move-Settlement	UZ	2000000217	9/30/2012	(878.20)
88900000	CAP Move-Settlement	UZ	2000000217	9/30/2012	(39.02)
88900000	CAP Move-Settlement	UZ	2000000217	9/30/2012	11.87
88900000	CAP Move-Settlement	UZ	2000000217	9/30/2012	69.18
88900000	CAP Move-Settlement	UZ	2000000217	9/30/2012	(6.89)
88900000	CAP Move-Settlement	UZ	2000000217	9/30/2012	3.63
88900000	CAP Move-Settlement	UZ	2000000218	9/30/2012	(154.95)
88900000	CAP Move-Settlement	UZ	2000000218	9/30/2012	(46.15)
88900000	CAP Move-Settlement	UZ	2000000218	9/30/2012	(759.27)
88900000	CAP Move-Settlement	UZ	2000000218	9/30/2012	(105.88)
88900000	CAP Move-Settlement	UZ	2000000220	9/30/2012	5.43
88900000	CAP Move-Settlement	UZ	2000000221	9/30/2012	35.72
88900000	CAP Move-Settlement	UZ	2000000221	9/30/2012	(8.05)
88900000	CAP Move-Settlement	UZ	2000000221	9/30/2012	(46.98)
88900000	CAP Move-Settlement	UZ	2000000221	9/30/2012	(19.79)
88900000	CAP Move-Settlement	UZ	2000000221	9/30/2012	(113.82)
88900000	CAP Move-Settlement	UZ	2000000229	9/30/2012	(10.32)
88900000	CAP Move-Settlement	UZ	2000000229	9/30/2012	(1.18)
88900000	CAP Move-Settlement	UZ	2000000229	9/30/2012	(202.88)
88900000	CAP Move-Settlement	UZ	2000000229	9/30/2012	(10.14)
88900000	CAP Move-Settlement	UZ	2000000229	9/30/2012	25.66
88900000	CAP Move-Settlement	UZ	2000000229	9/30/2012	(1.43)
88900000	CAP Move-Settlement	UZ	2000000231	9/30/2012	0.02
88900000	CAP Move-Settlement	UZ	2000000231	9/30/2012	(39.64)
88900000	CAP Move-Settlement	UZ	2000000231	9/30/2012	(83.43)
88900000	CAP Move-Settlement	UZ	2000000231	9/30/2012	(7.27)
88900000	CAP Move-Settlement	UZ	2000000217	9/30/2012	25.52
88900000	CAP Move-Settlement	UZ	2000000217	9/30/2012	(878.20)
88900000	CAP Move-Settlement	UZ	2000000217	9/30/2012	(94.51)
88900000	CAP Move-Settlement	UZ	2000000217	9/30/2012	(2.13)
88900000	CAP Move-Settlement	UZ	2000000218	9/30/2012	(90.35)
88900000	CAP Move-Settlement	UZ	2000000218	9/30/2012	(165.31)
88900000	CAP Move-Settlement	UZ	2000000218	9/30/2012	293.56
88900000	CAP Move-Settlement	UZ	2000000218	9/30/2012	(1,378.24)
88900000	CAP Move-Settlement	UZ	2000000218	9/30/2012	162.50
88900000	CAP Move-Settlement	UZ	2000000218	9/30/2012	(184.54)
88900000	CAP Move-Settlement	UZ	2000000218	9/30/2012	21.19
88900000	CAP Move-Settlement	UZ	2000000218	9/30/2012	22.34
88900000	CAP Move-Settlement	UZ	2000000218	9/30/2012	(215.50)
88900000	CAP Move-Settlement	UZ	2000000221	9/30/2012	(195.12)
88900000	CAP Move-Settlement	UZ	2000000221	9/30/2012	(33.89)
88900000	CAP Move-Settlement	UZ	2000000221	9/30/2012	(80.56)
88900000	CAP Move-Settlement	UZ	2000000229	9/30/2012	(13.80)
88900000	CAP Move-Settlement	UZ	2000000229	9/30/2012	(67.97)
88900000	CAP Move-Settlement	UZ	2000000229	9/30/2012	(12.46)
88900000	CAP Move-Settlement	UZ	2000000229	9/30/2012	(17.69)
88900000	CAP Move-Settlement	UZ	2000000229	9/30/2012	43.99
88900000	CAP Move-Settlement	UZ	2000000231	9/30/2012	61.23
88900000	CAP Move-Settlement	UZ	2000000231	9/30/2012	(17.38)
88900000	CAP Move-Settlement	UZ	2000000231	9/30/2012	(2.02)

Kentucky American Water Company  
Case No. 2012-00520  
Response to PSC DR1, Item 31

Account	Description	Doc Type	Document Number	Posting Date	Amount
88900000	CAP Move-Settlement	UZ	2000000231	9/30/2012	(143.02)
88900000	CAP Move-Settlement	UZ	2000000231	9/30/2012	(2.44)
88900000	CAP Move-Settlement	UZ	2000000231	9/30/2012	0.03
88900000	CAP Move-Settlement	UZ	2000000231	9/30/2012	(347.79)
88900000	CAP Move-Settlement	UZ	2000000217	9/30/2012	(79.56)
88900000	CAP Move-Settlement	UZ	2000000218	9/30/2012	(103.71)
88900000	CAP Move-Settlement	UZ	2000000218	9/30/2012	(132.30)
88900000	CAP Move-Settlement	UZ	2000000218	9/30/2012	(101.49)
88900000	CAP Move-Settlement	UZ	2000000217	9/30/2012	(17.13)
88900000	CAP Move-Settlement	UZ	2000000218	9/30/2012	(22.33)
88900000	CAP Move-Settlement	UZ	2000000217	9/30/2012	(23.34)
88900000	CAP Move-Settlement	UZ	2000000217	9/30/2012	(2,397.14)
88900000	CAP Move-Settlement	UZ	2000000217	9/30/2012	48.31
88900000	CAP Move-Settlement	UZ	2000000217	9/30/2012	878.20
88900000	CAP Move-Settlement	UZ	2000000217	9/30/2012	0.05
88900000	CAP Move-Settlement	UZ	2000000217	9/30/2012	(0.36)
88900000	CAP Move-Settlement	UZ	2000000217	9/30/2012	0.03
88900000	CAP Move-Settlement	UZ	2000000217	9/30/2012	0.21
88900000	CAP Move-Settlement	UZ	2000000218	9/30/2012	(30.49)
88900000	CAP Move-Settlement	UZ	2000000218	9/30/2012	(55.05)
88900000	CAP Move-Settlement	UZ	2000000218	9/30/2012	(71.76)
88900000	CAP Move-Settlement	UZ	2000000218	9/30/2012	(411.69)
88900000	CAP Move-Settlement	UZ	2000000220	9/30/2012	0.53
88900000	CAP Move-Settlement	UZ	2000000221	9/30/2012	(4.15)
88900000	CAP Move-Settlement	UZ	2000000228	9/30/2012	(11.29)
88900000	CAP Move-Settlement	UZ	2000000229	9/30/2012	14.66
88900000	CAP Move-Settlement	UZ	2000000229	9/30/2012	(0.82)
88900000	CAP Move-Settlement	UZ	2000000229	9/30/2012	(115.93)
88900000	CAP Move-Settlement	UZ	2000000229	9/30/2012	(65.04)
88900000	CAP Move-Settlement	UZ	2000000229	9/30/2012	(26.85)
88900000	CAP Move-Settlement	UZ	2000000231	9/30/2012	20.41
88900000	CAP Move-Settlement	UZ	2000000231	9/30/2012	(5.80)
88900000	CAP Move-Settlement	UZ	2000000231	9/30/2012	0.01
88900000	CAP Move-Settlement	UZ	2000000231	9/30/2012	(5.90)
88900000	CAP Move-Settlement	UZ	2000000231	9/30/2012	(4.60)
88900000	CAP Move-Settlement	UZ	2000000231	9/30/2012	(22.65)
88900000	CAP Move-Settlement	UZ	2000000231	9/30/2012	(47.67)
88900000	CAP Move-Settlement	UZ	2000000231	9/30/2012	(0.67)
88900000	CAP Move-Settlement	UZ	2000000217	9/30/2012	(5.09)
88900000	CAP Move-Settlement	UZ	2000000217	9/30/2012	(3.90)
88900000	CAP Move-Settlement	UZ	2000000218	9/30/2012	(34.33)
88900000	CAP Move-Settlement	UZ	2000000218	9/30/2012	(44.75)
88900000	CAP Move-Settlement	UZ	2000000217	9/30/2012	(2.52)
88900000	CAP Move-Settlement	UZ	2000000217	9/30/2012	(2,632.34)
88900000	CAP Move-Settlement	UZ	2000000218	9/30/2012	8,314.86
88900000	CAP Move-Settlement	UZ	2000000218	9/30/2012	(41.61)
88900000	CAP Move-Settlement	UZ	2000000218	9/30/2012	0.04
88900000	CAP Move-Settlement	UZ	2000000218	9/30/2012	(97.85)
88900000	CAP Move-Settlement	UZ	2000000218	9/30/2012	(1.78)
88900000	CAP Move-Settlement	UZ	2000000218	9/30/2012	(2,019.33)
88900000	CAP Move-Settlement	UZ	2000000218	9/30/2012	816.50
88900000	CAP Move-Settlement	UZ	2000000220	9/30/2012	(10.98)
88900000	CAP Move-Settlement	UZ	2000000217	9/30/2012	(0.66)
88900000	CAP Move-Settlement	UZ	2000000217	9/30/2012	(3.60)
88900000	CAP Move-Settlement	UZ	2000000217	9/30/2012	(212.63)
88900000	CAP Move-Settlement	UZ	2000000217	9/30/2012	(2,480.84)
88900000	CAP Move-Settlement	UZ	2000000217	9/30/2012	(3,233.96)
88900000	CAP Move-Settlement	UZ	2000000217	9/30/2012	0.08
88900000	CAP Move-Settlement	UZ	2000000218	9/30/2012	1,197.97
88900000	CAP Move-Settlement	UZ	2000000218	9/30/2012	(26.66)
88900000	CAP Move-Settlement	UZ	2000000220	9/30/2012	7,303.25
88900000	CAP Move-Settlement	UZ	2000000217	9/30/2012	(74.01)
88900000	CAP Move-Settlement	UZ	2000000217	9/30/2012	(455.44)
88900000	CAP Move-Settlement	UZ	2000000217	9/30/2012	(22.53)
88900000	CAP Move-Settlement	UZ	2000000218	9/30/2012	(17.28)
88900000	CAP Move-Settlement	UZ	2000000217	9/30/2012	(81.51)
88900000	CAP Move-Settlement	UZ	2000000217	9/30/2012	(125.75)
88900000	CAP Move-Settlement	UZ	2000000217	9/30/2012	46.42
88900000	CAP Move-Settlement	UZ	2000000218	9/30/2012	48.77
88900000	CAP Move-Settlement	UZ	2000000218	9/30/2012	9.58
88900000	CAP Move-Settlement	UZ	2000000218	9/30/2012	(45.07)
88900000	CAP Move-Settlement	UZ	2000000218	9/30/2012	10.09
88900000	CAP Move-Settlement	UZ	2000000218	9/30/2012	(8.09)
88900000	CAP Move-Settlement	UZ	2000000218	9/30/2012	(62.53)
88900000	CAP Move-Settlement	UZ	2000000218	9/30/2012	(741.34)
88900000	CAP Move-Settlement	UZ	2000000220	9/30/2012	123.97
88900000	CAP Move-Settlement	UZ	2000000220	9/30/2012	878.20

Kentucky American Water Company  
Case No. 2012-00520  
Response to PSC DR1, Item 31

Account	Description	Doc Type	Document Number	Posting Date	Amount
88900000	CAP Move-Settlement	UZ	2000000220	9/30/2012	(2,418.72)
88900000	CAP Move-Settlement	UZ	2000000221	9/30/2012	(231.86)
88900000	CAP Move-Settlement	UZ	2000000228	9/30/2012	(1.34)
88900000	CAP Move-Settlement	UZ	2000000228	9/30/2012	(8.30)
88900000	CAP Move-Settlement	UZ	2000000229	9/30/2012	(9.20)
88900000	CAP Move-Settlement	UZ	2000000229	9/30/2012	(45.30)
88900000	CAP Move-Settlement	UZ	2000000229	9/30/2012	(130.10)
88900000	CAP Move-Settlement	UZ	2000000229	9/30/2012	0.02
88900000	CAP Move-Settlement	UZ	2000000229	9/30/2012	(11.79)
88900000	CAP Move-Settlement	UZ	2000000229	9/30/2012	(1.63)
88900000	CAP Move-Settlement	UZ	2000000231	9/30/2012	(53.70)
88900000	CAP Move-Settlement	UZ	2000000231	9/30/2012	(95.35)
88900000	CAP Move-Settlement	UZ	2000000231	9/30/2012	40.82
88900000	CAP Move-Settlement	UZ	2000000231	9/30/2012	29.33
88900000	CAP Move-Settlement	UZ	2000000231	9/30/2012	(22.61)
88900000	CAP Move-Settlement	UZ	2000000231	9/30/2012	(11.58)
88900000	CAP Move-Settlement	UZ	2000000218	9/30/2012	21.78
88900000	CAP Move-Settlement	UZ	2000000218	9/30/2012	21.78
88900000	CAP Move-Settlement	UZ	2000000218	9/30/2012	(14.67)
88900000	CAP Move-Settlement	UZ	2000000217	9/30/2012	32.68
88900000	CAP Move-Settlement	UZ	2000000217	9/30/2012	(635.09)
88900000	CAP Move-Settlement	UZ	2000000218	9/30/2012	(487.19)
88900000	CAP Move-Settlement	UZ	2000000217	9/30/2012	(12.67)
88900000	CAP Move-Settlement	UZ	2000000217	9/30/2012	(9.72)
88900000	CAP Move-Settlement	UZ	2000000217	9/30/2012	0.09
88900000	CAP Move-Settlement	UZ	2000000217	9/30/2012	(7.26)
88900000	CAP Move-Settlement	UZ	2000000218	9/30/2012	(9.46)
88900000	CAP Move-Settlement	UZ	2000000217	9/30/2012	(15.28)
88900000	CAP Move-Settlement	UZ	2000000220	9/30/2012	(19.92)
88900000	CAP Move-Settlement	UZ	2000000217	9/30/2012	(1,229.09)
88900000	CAP Move-Settlement	UZ	2000000218	9/30/2012	11.13
88900000	CAP Move-Settlement	UZ	2000000219	9/30/2012	(1,602.20)
88900000	CAP Move-Settlement	UZ	2000000217	9/30/2012	(10.54)
88900000	CAP Move-Settlement	UZ	2000000217	9/30/2012	(1.64)
88900000	CAP Move-Settlement	UZ	2000000217	9/30/2012	(262.10)
88900000	CAP Move-Settlement	UZ	2000000218	9/30/2012	(0.78)
88900000	CAP Move-Settlement	UZ	2000000218	9/30/2012	(201.06)
88900000	CAP Move-Settlement	UZ	2000000218	9/30/2012	0.57
88900000	CAP Move-Settlement	UZ	2000000218	9/30/2012	(0.97)
88900000	CAP Move-Settlement	UZ	2000000217	9/30/2012	(4.41)
88900000	CAP Move-Settlement	UZ	2000000217	9/30/2012	(293.72)
88900000	CAP Move-Settlement	UZ	2000000218	9/30/2012	3.33
88900000	CAP Move-Settlement	UZ	2000000218	9/30/2012	(13.10)
88900000	CAP Move-Settlement	UZ	2000000220	9/30/2012	(22.36)
88900000	CAP Move-Settlement	UZ	2000000221	9/30/2012	11.00
88900000	CAP Move-Settlement	UZ	2000000221	9/30/2012	(3.12)
88900000	CAP Move-Settlement	UZ	2000000221	9/30/2012	(16.99)
88900000	CAP Move-Settlement	UZ	2000000221	9/30/2012	(48.79)
88900000	CAP Move-Settlement	UZ	2000000229	9/30/2012	(0.61)
88900000	CAP Move-Settlement	UZ	2000000229	9/30/2012	(4.34)
88900000	CAP Move-Settlement	UZ	2000000229	9/30/2012	(4.42)
88900000	CAP Move-Settlement	UZ	2000000229	9/30/2012	(0.50)
88900000	CAP Move-Settlement	UZ	2000000231	9/30/2012	(86.96)
88900000	CAP Move-Settlement	UZ	2000000231	9/30/2012	(3.45)
88900000	CAP Move-Settlement	UZ	2000000231	9/30/2012	(20.13)
88900000	CAP Move-Settlement	UZ	2000000231	9/30/2012	0.01
88900000	CAP Move-Settlement	UZ	2000000231	9/30/2012	(35.74)
88900000	CAP Move-Settlement	UZ	2000000231	9/30/2012	15.31
88900000	CAP Move-Settlement	UZ	2000000231	9/30/2012	(8.47)
88900000	CAP Move-Settlement	UZ	2000000217	9/30/2012	415.96
88900000	CAP Move-Settlement	UZ	2000000217	9/30/2012	415.28
88900000	CAP Move-Settlement	UZ	2000000218	9/30/2012	(24.61)
88900000	CAP Move-Settlement	UZ	2000000217	9/30/2012	4.46
88900000	CAP Move-Settlement	UZ	2000000217	9/30/2012	58.74
88900000	CAP Move-Settlement	UZ	2000000218	9/30/2012	31.04
88900000	CAP Move-Settlement	UZ	2000000218	9/30/2012	1.47
88900000	CAP Move-Settlement	UZ	2000000218	9/30/2012	4.35
88900000	CAP Move-Settlement	UZ	2000000217	9/30/2012	(429.51)
88900000	CAP Move-Settlement	UZ	2000000217	9/30/2012	(39.10)
88900000	CAP Move-Settlement	UZ	2000000217	9/30/2012	(25.27)
88900000	CAP Move-Settlement	UZ	2000000218	9/30/2012	(35.07)
88900000	CAP Move-Settlement	UZ	2000000221	9/30/2012	(4.35)
88900000	CAP Move-Settlement	UZ	2000000221	9/30/2012	(6.63)
88900000	CAP Move-Settlement	UZ	2000000221	9/30/2012	(6.18)
88900000	CAP Move-Settlement	UZ	2000000221	9/30/2012	17.64
88900000	CAP Move-Settlement	UZ	2000000229	9/30/2012	(25.93)
88900000	CAP Move-Settlement	UZ	2000000229	9/30/2012	(59.14)



Kentucky American Water Company  
Case No. 2012-00520  
Response to PSC DR1, Item 31

Account	Description	Doc Type	Document Number	Posting Date	Amount
88900000	CAP Move-Settlement	UZ	2000000229	9/30/2012	(22.92)
88900000	CAP Move-Settlement	UZ	2000000229	9/30/2012	11.06
88900000	CAP Move-Settlement	UZ	2000000229	9/30/2012	(1.04)
88900000	CAP Move-Settlement	UZ	2000000229	9/30/2012	(3.51)
88900000	CAP Move-Settlement	UZ	2000000229	9/30/2012	(56.57)
88900000	CAP Move-Settlement	UZ	2000000229	9/30/2012	(88.08)
88900000	CAP Move-Settlement	UZ	2000000229	9/30/2012	(4.46)
88900000	CAP Move-Settlement	UZ	2000000229	9/30/2012	0.55
88900000	CAP Move-Settlement	UZ	2000000229	9/30/2012	0.12
88900000	CAP Move-Settlement	UZ	2000000231	9/30/2012	0.86
88900000	CAP Move-Settlement	UZ	2000000231	9/30/2012	(9.43)
88900000	CAP Move-Settlement	UZ	2000000231	9/30/2012	0.18
88900000	CAP Move-Settlement	UZ	2000000231	9/30/2012	0.10
88900000	CAP Move-Settlement	UZ	2000000217	9/30/2012	0.05
88900000	CAP Move-Settlement	UZ	2000000217	9/30/2012	3.72
88900000	CAP Move-Settlement	UZ	2000000217	9/30/2012	87.42
88900000	CAP Move-Settlement	UZ	2000000218	9/30/2012	(3.40)
88900000	CAP Move-Settlement	UZ	2000000218	9/30/2012	6.18
88900000	CAP Move-Settlement	UZ	2000000218	9/30/2012	(15.04)
88900000	CAP Move-Settlement	UZ	2000000218	9/30/2012	11.12
88900000	CAP Move-Settlement	UZ	2000000218	9/30/2012	(25.55)
88900000	CAP Move-Settlement	UZ	2000000220	9/30/2012	9.49
88900000	CAP Move-Settlement	UZ	2000000220	9/30/2012	(200.88)
88900000	CAP Move-Settlement	UZ	2000000221	9/30/2012	(57.96)
88900000	CAP Move-Settlement	UZ	2000000229	9/30/2012	(32.52)
88900000	CAP Move-Settlement	UZ	2000000229	9/30/2012	(2.90)
88900000	CAP Move-Settlement	UZ	2000000229	9/30/2012	(0.39)
88900000	CAP Move-Settlement	UZ	2000000229	9/30/2012	7.33
88900000	CAP Move-Settlement	UZ	2000000229	9/30/2012	(2.30)
88900000	CAP Move-Settlement	UZ	2000000229	9/30/2012	(13.43)
88900000	CAP Move-Settlement	UZ	2000000231	9/30/2012	(2.95)
88900000	CAP Move-Settlement	UZ	2000000231	9/30/2012	10.21
88900000	CAP Move-Settlement	UZ	2000000231	9/30/2012	(5.65)
88900000	CAP Move-Settlement	UZ	2000000231	9/30/2012	(11.33)
88900000	CAP Move-Settlement	UZ	2000000231	9/30/2012	(0.34)
88900000	CAP Move-Settlement	UZ	2000000231	9/30/2012	(23.84)
88900000	CAP Move-Settlement	UZ	2000000231	9/30/2012	(2.08)
88900000	CAP Move-Settlement	UZ	2000000217	9/30/2012	(181.43)
88900000	CAP Move-Settlement	UZ	2000000217	9/30/2012	(12.71)
88900000	CAP Move-Settlement	UZ	2000000217	9/30/2012	3.79
88900000	CAP Move-Settlement	UZ	2000000218	9/30/2012	(4.54)
88900000	CAP Move-Settlement	UZ	2000000218	9/30/2012	(48.72)
88900000	CAP Move-Settlement	UZ	2000000218	9/30/2012	(9.83)
88900000	CAP Move-Settlement	UZ	2000000220	9/30/2012	(7.54)
88900000	CAP Move-Settlement	UZ	2000000221	9/30/2012	(0.39)
88900000	CAP Move-Settlement	UZ	2000000221	9/30/2012	(32.52)
88900000	CAP Move-Settlement	UZ	2000000221	9/30/2012	(57.96)
88900000	CAP Move-Settlement	UZ	2000000228	9/30/2012	(13.43)
88900000	CAP Move-Settlement	UZ	2000000229	9/30/2012	10.21
88900000	CAP Move-Settlement	UZ	2000000229	9/30/2012	(2.95)
88900000	CAP Move-Settlement	UZ	2000000229	9/30/2012	(0.34)
88900000	CAP Move-Settlement	UZ	2000000229	9/30/2012	7.33
88900000	CAP Move-Settlement	UZ	2000000229	9/30/2012	(2.08)
88900000	CAP Move-Settlement	UZ	2000000229	9/30/2012	(11.33)
88900000	CAP Move-Settlement	UZ	2000000231	9/30/2012	(2.90)
88900000	CAP Move-Settlement	UZ	2000000231	9/30/2012	(23.84)
88900000	CAP Move-Settlement	UZ	2000000231	9/30/2012	(2.30)
88900000	CAP Move-Settlement	UZ	2000000231	9/30/2012	(5.65)
88900000	CAP Move-Settlement	UZ	2000000217	9/30/2012	(7.62)
88900000	CAP Move-Settlement	UZ	2000000217	9/30/2012	(2.57)
88900000	CAP Move-Settlement	UZ	2000000217	9/30/2012	0.99
88900000	CAP Move-Settlement	UZ	2000000218	9/30/2012	(61.40)
88900000	CAP Move-Settlement	UZ	2000000218	9/30/2012	(9.93)
88900000	CAP Move-Settlement	UZ	2000000218	9/30/2012	(20.71)
88900000	CAP Move-Settlement	UZ	2000000218	9/30/2012	(282.39)
88900000	CAP Move-Settlement	UZ	2000000221	9/30/2012	(0.61)
88900000	CAP Move-Settlement	UZ	2000000229	9/30/2012	(0.50)
88900000	CAP Move-Settlement	UZ	2000000229	9/30/2012	(16.99)
88900000	CAP Move-Settlement	UZ	2000000229	9/30/2012	15.31
88900000	CAP Move-Settlement	UZ	2000000229	9/30/2012	(35.74)
88900000	CAP Move-Settlement	UZ	2000000229	9/30/2012	0.01
88900000	CAP Move-Settlement	UZ	2000000229	9/30/2012	(4.42)
88900000	CAP Move-Settlement	UZ	2000000229	9/30/2012	(8.47)
88900000	CAP Move-Settlement	UZ	2000000229	9/30/2012	11.00
88900000	CAP Move-Settlement	UZ	2000000231	9/30/2012	(4.34)
88900000	CAP Move-Settlement	UZ	2000000231	9/30/2012	(3.12)
88900000	CAP Move-Settlement	UZ	2000000231	9/30/2012	(20.13)

Kentucky American Water Company  
Case No. 2012-00520  
Response to PSC DR1, Item 31

Account	Description	Doc Type	Document Number	Posting Date	Amount
88900000	CAP Move-Settlement	UZ	2000000231	9/30/2012	(86.96)
88900000	CAP Move-Settlement	UZ	2000000231	9/30/2012	(3.45)
88900000	CAP Move-Settlement	UZ	2000000231	9/30/2012	(48.79)
88900000	CAP Move-Settlement	UZ	2000000217	9/30/2012	(12.52)
88900000	CAP Move-Settlement	UZ	2000000217	9/30/2012	(9.61)
88900000	CAP Move-Settlement	UZ	2000000217	9/30/2012	(0.26)
88900000	CAP Move-Settlement	UZ	2000000218	9/30/2012	(0.35)
88900000	CAP Move-Settlement	UZ	2000000218	9/30/2012	0.34
88900000	CAP Move-Settlement	UZ	2000000218	9/30/2012	(23.24)
88900000	CAP Move-Settlement	UZ	2000000218	9/30/2012	(30.29)
88900000	CAP Move-Settlement	UZ	2000000217	9/30/2012	196.42
88900000	CAP Move-Settlement	UZ	2000000217	9/30/2012	31.69
88900000	CAP Move-Settlement	UZ	2000000217	9/30/2012	(498.88)
88900000	CAP Move-Settlement	UZ	2000000217	9/30/2012	(73.08)
88900000	CAP Move-Settlement	UZ	2000000217	9/30/2012	(1.68)
88900000	CAP Move-Settlement	UZ	2000000218	9/30/2012	(5.34)
88900000	CAP Move-Settlement	UZ	2000000218	9/30/2012	4.29
88900000	CAP Move-Settlement	UZ	2000000218	9/30/2012	(1,624.12)
88900000	CAP Move-Settlement	UZ	2000000218	9/30/2012	(5.51)
88900000	CAP Move-Settlement	UZ	2000000218	9/30/2012	(382.70)
88900000	CAP Move-Settlement	UZ	2000000218	9/30/2012	2.66
88900000	CAP Move-Settlement	UZ	2000000220	9/30/2012	1.66
88900000	CAP Move-Settlement	UZ	2000000221	9/30/2012	(5.67)
88900000	CAP Move-Settlement	UZ	2000000221	9/30/2012	(0.21)
88900000	CAP Move-Settlement	UZ	2000000228	9/30/2012	(2.83)
88900000	CAP Move-Settlement	UZ	2000000229	9/30/2012	(16.25)
88900000	CAP Move-Settlement	UZ	2000000229	9/30/2012	(28.99)
88900000	CAP Move-Settlement	UZ	2000000229	9/30/2012	(1.04)
88900000	CAP Move-Settlement	UZ	2000000229	9/30/2012	(11.92)
88900000	CAP Move-Settlement	UZ	2000000229	9/30/2012	(6.70)
88900000	CAP Move-Settlement	UZ	2000000229	9/30/2012	3.67
88900000	CAP Move-Settlement	UZ	2000000229	9/30/2012	5.10
88900000	CAP Move-Settlement	UZ	2000000231	9/30/2012	(1.15)
88900000	CAP Move-Settlement	UZ	2000000231	9/30/2012	(1.44)
88900000	CAP Move-Settlement	UZ	2000000231	9/30/2012	(1.47)
88900000	CAP Move-Settlement	UZ	2000000231	9/30/2012	(0.17)
88900000	CAP Move-Settlement	UZ	2000000217	9/30/2012	(3.48)
88900000	CAP Move-Settlement	UZ	2000000218	9/30/2012	(2.67)
88900000	CAP Move-Settlement	UZ	2000000217	9/30/2012	4.69
88900000	CAP Move-Settlement	UZ	2000000217	9/30/2012	(1.33)
88900000	CAP Move-Settlement	UZ	2000000218	9/30/2012	(1.74)
88900000	CAP Move-Settlement	UZ	2000000217	9/30/2012	(0.01)
88900000	CAP Move-Settlement	UZ	2000000217	9/30/2012	(0.01)
88900000	CAP Move-Settlement	UZ	2000000218	9/30/2012	0.04
88900000	CAP Move-Settlement	UZ	2000000218	9/30/2012	38.34
88900000	CAP Move-Settlement	UZ	2000000217	9/30/2012	(2.63)
88900000	CAP Move-Settlement	UZ	2000000218	9/30/2012	(2.02)
88900000	CAP Move-Settlement	UZ	2000000218	9/30/2012	(10.14)
88900000	CAP Move-Settlement	UZ	2000000218	9/30/2012	(7.78)
88900000	CAP Move-Settlement	UZ	2000000217	9/30/2012	1.33
88900000	CAP Move-Settlement	UZ	2000000217	9/30/2012	12.61
88900000	CAP Move-Settlement	UZ	2000000218	9/30/2012	(115.25)
88900000	CAP Move-Settlement	UZ	2000000218	9/30/2012	36.14
88900000	CAP Move-Settlement	UZ	2000000218	9/30/2012	0.90
88900000	CAP Move-Settlement	UZ	2000000218	9/30/2012	(8.03)
88900000	CAP Move-Settlement	UZ	2000000218	9/30/2012	(28.47)
88900000	CAP Move-Settlement	UZ	2000000220	9/30/2012	(4.42)
88900000	CAP Move-Settlement	UZ	2000000220	9/30/2012	0.95
88900000	CAP Move-Settlement	UZ	2000000217	9/30/2012	(1.34)
88900000	CAP Move-Settlement	UZ	2000000218	9/30/2012	(1.75)
88900000	CAP Move-Settlement	UZ	2000000217	9/30/2012	3.80
88900000	CAP Move-Settlement	UZ	2000000218	9/30/2012	7.51
88900000	CAP Move-Settlement	UZ	2000000218	9/30/2012	469.20
88900000	CAP Move-Settlement	UZ	2000000217	9/30/2012	2.52
88900000	CAP Move-Settlement	UZ	2000000217	9/30/2012	(293.25)
88900000	CAP Move-Settlement	UZ	2000000217	9/30/2012	(15.94)
88900000	CAP Move-Settlement	UZ	2000000218	9/30/2012	(12.23)
88900000	CAP Move-Settlement	UZ	2000000218	9/30/2012	1.41
88900000	CAP Move-Settlement	UZ	2000000217	9/30/2012	(21.48)
88900000	CAP Move-Settlement	UZ	2000000217	9/30/2012	4.37
88900000	CAP Move-Settlement	UZ	2000000218	9/30/2012	(293.09)
88900000	CAP Move-Settlement	UZ	2000000218	9/30/2012	(4.07)
88900000	CAP Move-Settlement	UZ	2000000218	9/30/2012	(26.43)
88900000	CAP Move-Settlement	UZ	2000000221	9/30/2012	(0.50)
88900000	CAP Move-Settlement	UZ	2000000221	9/30/2012	(16.99)
88900000	CAP Move-Settlement	UZ	2000000221	9/30/2012	(0.61)
88900000	CAP Move-Settlement	UZ	2000000228	9/30/2012	(35.74)

Kentucky American Water Company  
Case No. 2012-00520  
Response to PSC DR1, Item 31

Account	Description	Doc Type	Document Number	Posting Date	Amount
88900000	CAP Move-Settlement	UZ	2000000229	9/30/2012	(86.96)
88900000	CAP Move-Settlement	UZ	2000000229	9/30/2012	11.00
88900000	CAP Move-Settlement	UZ	2000000229	9/30/2012	(48.79)
88900000	CAP Move-Settlement	UZ	2000000229	9/30/2012	0.01
88900000	CAP Move-Settlement	UZ	2000000229	9/30/2012	15.31
88900000	CAP Move-Settlement	UZ	2000000231	9/30/2012	(4.34)
88900000	CAP Move-Settlement	UZ	2000000231	9/30/2012	(4.42)
88900000	CAP Move-Settlement	UZ	2000000231	9/30/2012	(20.13)
88900000	CAP Move-Settlement	UZ	2000000231	9/30/2012	(3.45)
88900000	CAP Move-Settlement	UZ	2000000231	9/30/2012	(3.12)
88900000	CAP Move-Settlement	UZ	2000000231	9/30/2012	(8.47)
88900000	CAP Move-Settlement	UZ	2000000217	9/30/2012	(1.83)
88900000	CAP Move-Settlement	UZ	2000000217	9/30/2012	(9.68)
88900000	CAP Move-Settlement	UZ	2000000217	9/30/2012	(6.12)
88900000	CAP Move-Settlement	UZ	2000000218	9/30/2012	(12.23)
88900000	CAP Move-Settlement	UZ	2000000218	9/30/2012	(116.52)
88900000	CAP Move-Settlement	UZ	2000000221	9/30/2012	(5.67)
88900000	CAP Move-Settlement	UZ	2000000221	9/30/2012	(2.83)
88900000	CAP Move-Settlement	UZ	2000000221	9/30/2012	5.10
88900000	CAP Move-Settlement	UZ	2000000229	9/30/2012	(28.99)
88900000	CAP Move-Settlement	UZ	2000000229	9/30/2012	(1.15)
88900000	CAP Move-Settlement	UZ	2000000229	9/30/2012	(6.70)
88900000	CAP Move-Settlement	UZ	2000000229	9/30/2012	(0.17)
88900000	CAP Move-Settlement	UZ	2000000231	9/30/2012	(1.47)
88900000	CAP Move-Settlement	UZ	2000000231	9/30/2012	(1.04)
88900000	CAP Move-Settlement	UZ	2000000231	9/30/2012	(11.92)
88900000	CAP Move-Settlement	UZ	2000000231	9/30/2012	(16.25)
88900000	CAP Move-Settlement	UZ	2000000231	9/30/2012	(1.44)
88900000	CAP Move-Settlement	UZ	2000000231	9/30/2012	(0.21)
88900000	CAP Move-Settlement	UZ	2000000231	9/30/2012	3.67
88900000	CAP Move-Settlement	UZ	2000000217	9/30/2012	(12.43)
88900000	CAP Move-Settlement	UZ	2000000218	9/30/2012	(116.52)
88900000	CAP Move-Settlement	UZ	2000000218	9/30/2012	(1.83)
88900000	CAP Move-Settlement	UZ	2000000218	9/30/2012	(6.12)
88900000	CAP Move-Settlement	UZ	2000000218	9/30/2012	(9.68)
88900000	CAP Move-Settlement	UZ	2000000221	9/30/2012	(0.21)
88900000	CAP Move-Settlement	UZ	2000000228	9/30/2012	5.10
88900000	CAP Move-Settlement	UZ	2000000228	9/30/2012	(1.47)
88900000	CAP Move-Settlement	UZ	2000000229	9/30/2012	(11.92)
88900000	CAP Move-Settlement	UZ	2000000229	9/30/2012	(1.44)
88900000	CAP Move-Settlement	UZ	2000000229	9/30/2012	(6.70)
88900000	CAP Move-Settlement	UZ	2000000229	9/30/2012	(5.67)
88900000	CAP Move-Settlement	UZ	2000000229	9/30/2012	3.67
88900000	CAP Move-Settlement	UZ	2000000231	9/30/2012	(1.15)
88900000	CAP Move-Settlement	UZ	2000000231	9/30/2012	(1.04)
88900000	CAP Move-Settlement	UZ	2000000231	9/30/2012	(16.25)
88900000	CAP Move-Settlement	UZ	2000000231	9/30/2012	(2.83)
88900000	CAP Move-Settlement	UZ	2000000231	9/30/2012	(28.99)
88900000	CAP Move-Settlement	UZ	2000000231	9/30/2012	(0.17)
88900000	CAP Move-Settlement	UZ	2000000217	9/30/2012	(13.16)
88900000	CAP Move-Settlement	UZ	2000000217	9/30/2012	(9.68)
88900000	CAP Move-Settlement	UZ	2000000218	9/30/2012	(116.52)
88900000	CAP Move-Settlement	UZ	2000000218	9/30/2012	(1.83)
88900000	CAP Move-Settlement	UZ	2000000220	9/30/2012	(6.12)
88900000	CAP Move-Settlement	UZ	2000000221	9/30/2012	(1.15)
88900000	CAP Move-Settlement	UZ	2000000221	9/30/2012	(1.47)
88900000	CAP Move-Settlement	UZ	2000000228	9/30/2012	(0.21)
88900000	CAP Move-Settlement	UZ	2000000229	9/30/2012	(1.04)
88900000	CAP Move-Settlement	UZ	2000000229	9/30/2012	5.10
88900000	CAP Move-Settlement	UZ	2000000229	9/30/2012	(1.44)
88900000	CAP Move-Settlement	UZ	2000000229	9/30/2012	(2.83)
88900000	CAP Move-Settlement	UZ	2000000229	9/30/2012	(16.25)
88900000	CAP Move-Settlement	UZ	2000000229	9/30/2012	(6.70)
88900000	CAP Move-Settlement	UZ	2000000229	9/30/2012	3.67
88900000	CAP Move-Settlement	UZ	2000000231	9/30/2012	(0.17)
88900000	CAP Move-Settlement	UZ	2000000231	9/30/2012	(5.67)
88900000	CAP Move-Settlement	UZ	2000000231	9/30/2012	(11.92)
88900000	CAP Move-Settlement	UZ	2000000231	9/30/2012	(28.99)
88900000	CAP Move-Settlement	UZ	2000000217	9/30/2012	(2.61)
88900000	CAP Move-Settlement	UZ	2000000217	9/30/2012	(16.12)
88900000	CAP Move-Settlement	UZ	2000000217	9/30/2012	(4.65)
88900000	CAP Move-Settlement	UZ	2000000217	9/30/2012	0.10
88900000	CAP Move-Settlement	UZ	2000000217	9/30/2012	212.19
88900000	CAP Move-Settlement	UZ	2000000218	9/30/2012	0.08
88900000	CAP Move-Settlement	UZ	2000000218	9/30/2012	(18.80)
88900000	CAP Move-Settlement	UZ	2000000218	9/30/2012	0.03
88900000	CAP Move-Settlement	UZ	2000000218	9/30/2012	413.08

Kentucky American Water Company  
Case No. 2012-00520  
Response to PSC DR1, Item 31

Account	Description	Doc Type	Document Number	Posting Date	Amount
88900000	CAP Move-Settlement	UZ	2000000220	9/30/2012	1.09
88900000	CAP Move-Settlement	UZ	2000000220	9/30/2012	(216.74)
88900000	CAP Move-Settlement	UZ	2000000221	9/30/2012	7.33
88900000	CAP Move-Settlement	UZ	2000000228	9/30/2012	(2.08)
88900000	CAP Move-Settlement	UZ	2000000229	9/30/2012	(0.39)
88900000	CAP Move-Settlement	UZ	2000000229	9/30/2012	(0.34)
88900000	CAP Move-Settlement	UZ	2000000229	9/30/2012	10.21
88900000	CAP Move-Settlement	UZ	2000000229	9/30/2012	(57.96)
88900000	CAP Move-Settlement	UZ	2000000229	9/30/2012	(11.33)
88900000	CAP Move-Settlement	UZ	2000000231	9/30/2012	(32.52)
88900000	CAP Move-Settlement	UZ	2000000231	9/30/2012	(2.95)
88900000	CAP Move-Settlement	UZ	2000000231	9/30/2012	(23.84)
88900000	CAP Move-Settlement	UZ	2000000231	9/30/2012	(2.90)
88900000	CAP Move-Settlement	UZ	2000000231	9/30/2012	(5.65)
88900000	CAP Move-Settlement	UZ	2000000231	9/30/2012	(2.30)
88900000	CAP Move-Settlement	UZ	2000000231	9/30/2012	(13.43)
88900000	CAP Move-Settlement	UZ	2000000217	9/30/2012	354.73
88900000	CAP Move-Settlement	UZ	2000000218	9/30/2012	166.35
88900000	CAP Move-Settlement	UZ	2000000218	9/30/2012	(2.74)
88900000	CAP Move-Settlement	UZ	2000000218	9/30/2012	(33.17)
88900000	CAP Move-Settlement	UZ	2000000218	9/30/2012	4,780.88
88900000	CAP Move-Settlement	UZ	2000000218	9/30/2012	(4.05)
88900000	CAP Move-Settlement	UZ	2000000220	9/30/2012	193.26
88900000	CAP Move-Settlement	UZ	2000000220	9/30/2012	(3.21)
88900000	CAP Move-Settlement	UZ	2000000217	9/30/2012	(1.21)
88900000	CAP Move-Settlement	UZ	2000000217	9/30/2012	(6.88)
88900000	CAP Move-Settlement	UZ	2000000218	9/30/2012	(5.12)
88900000	CAP Move-Settlement	UZ	2000000218	9/30/2012	52.61
88900000	CAP Move-Settlement	UZ	2000000218	9/30/2012	(77.22)
88900000	CAP Move-Settlement	UZ	2000000221	9/30/2012	(5.67)
88900000	CAP Move-Settlement	UZ	2000000221	9/30/2012	5.10
88900000	CAP Move-Settlement	UZ	2000000221	9/30/2012	(1.15)
88900000	CAP Move-Settlement	UZ	2000000228	9/30/2012	(0.17)
88900000	CAP Move-Settlement	UZ	2000000229	9/30/2012	(1.04)
88900000	CAP Move-Settlement	UZ	2000000229	9/30/2012	(6.70)
88900000	CAP Move-Settlement	UZ	2000000229	9/30/2012	(11.92)
88900000	CAP Move-Settlement	UZ	2000000229	9/30/2012	(28.99)
88900000	CAP Move-Settlement	UZ	2000000231	9/30/2012	(0.21)
88900000	CAP Move-Settlement	UZ	2000000231	9/30/2012	3.67
88900000	CAP Move-Settlement	UZ	2000000231	9/30/2012	(1.44)
88900000	CAP Move-Settlement	UZ	2000000231	9/30/2012	(1.47)
88900000	CAP Move-Settlement	UZ	2000000231	9/30/2012	(2.83)
88900000	CAP Move-Settlement	UZ	2000000231	9/30/2012	(16.25)
88900000	CAP Move-Settlement	UZ	2000000217	9/30/2012	(82.05)
88900000	CAP Move-Settlement	UZ	2000000217	9/30/2012	(5.40)
88900000	CAP Move-Settlement	UZ	2000000217	9/30/2012	(76.71)
88900000	CAP Move-Settlement	UZ	2000000218	9/30/2012	84.78
88900000	CAP Move-Settlement	UZ	2000000218	9/30/2012	(1.29)
88900000	CAP Move-Settlement	UZ	2000000218	9/30/2012	(7.25)
88900000	CAP Move-Settlement	UZ	2000000221	9/30/2012	(1.15)
88900000	CAP Move-Settlement	UZ	2000000229	9/30/2012	(11.92)
88900000	CAP Move-Settlement	UZ	2000000229	9/30/2012	3.67
88900000	CAP Move-Settlement	UZ	2000000229	9/30/2012	(1.04)
88900000	CAP Move-Settlement	UZ	2000000229	9/30/2012	(1.47)
88900000	CAP Move-Settlement	UZ	2000000229	9/30/2012	(5.67)
88900000	CAP Move-Settlement	UZ	2000000229	9/30/2012	(28.99)
88900000	CAP Move-Settlement	UZ	2000000229	9/30/2012	(6.70)
88900000	CAP Move-Settlement	UZ	2000000231	9/30/2012	(0.21)
88900000	CAP Move-Settlement	UZ	2000000231	9/30/2012	(0.17)
88900000	CAP Move-Settlement	UZ	2000000231	9/30/2012	(16.25)
88900000	CAP Move-Settlement	UZ	2000000231	9/30/2012	(1.44)
88900000	CAP Move-Settlement	UZ	2000000231	9/30/2012	(2.83)
88900000	CAP Move-Settlement	UZ	2000000231	9/30/2012	5.10
88900000	CAP Move-Settlement	UZ	2000000217	9/30/2012	(53.40)
88900000	CAP Move-Settlement	UZ	2000000218	9/30/2012	(96.53)
88900000	CAP Move-Settlement	UZ	2000000218	9/30/2012	(6.06)
88900000	CAP Move-Settlement	UZ	2000000218	9/30/2012	90.82
88900000	CAP Move-Settlement	UZ	2000000218	9/30/2012	(1.53)
88900000	CAP Move-Settlement	UZ	2000000220	9/30/2012	(8.15)
88900000	CAP Move-Settlement	UZ	2000000221	9/30/2012	(1.44)
88900000	CAP Move-Settlement	UZ	2000000221	9/30/2012	(16.25)
88900000	CAP Move-Settlement	UZ	2000000221	9/30/2012	(1.47)
88900000	CAP Move-Settlement	UZ	2000000221	9/30/2012	(5.67)
88900000	CAP Move-Settlement	UZ	2000000228	9/30/2012	(0.17)
88900000	CAP Move-Settlement	UZ	2000000229	9/30/2012	(0.21)
88900000	CAP Move-Settlement	UZ	2000000229	9/30/2012	(11.92)
88900000	CAP Move-Settlement	UZ	2000000229	9/30/2012	(6.70)

Kentucky American Water Company  
Case No. 2012-00520  
Response to PSC DR1, Item 31

Account	Description	Doc Type	Document Number	Posting Date	Amount
88900000	CAP Move-Settlement	UZ	2000000229	9/30/2012	3.67
88900000	CAP Move-Settlement	UZ	2000000231	9/30/2012	(1.04)
88900000	CAP Move-Settlement	UZ	2000000231	9/30/2012	(28.99)
88900000	CAP Move-Settlement	UZ	2000000231	9/30/2012	(2.83)
88900000	CAP Move-Settlement	UZ	2000000231	9/30/2012	(1.15)
88900000	CAP Move-Settlement	UZ	2000000232	9/30/2012	5.10
88900000	CAP Move-Settlement	UZ	2000000218	9/30/2012	(361.34)
88900000	CAP Move-Settlement	UZ	2000000218	9/30/2012	(36.14)
88900000	CAP Move-Settlement	UZ	2000000217	9/30/2012	(19.76)
88900000	CAP Move-Settlement	UZ	2000000218	9/30/2012	(361.34)
88900000	CAP Move-Settlement	UZ	2000000217	9/30/2012	(33.76)
88900000	CAP Move-Settlement	UZ	2000000217	9/30/2012	(361.34)
88900000	CAP Move-Settlement	UZ	2000000217	9/30/2012	0.50
88900000	CAP Move-Settlement	UZ	2000000217	9/30/2012	41.44
88900000	CAP Move-Settlement	UZ	2000000217	9/30/2012	0.89
88900000	CAP Move-Settlement	UZ	2000000217	9/30/2012	38.43
88900000	CAP Move-Settlement	UZ	2000000217	9/30/2012	(34.22)
88900000	CAP Move-Settlement	UZ	2000000218	9/30/2012	3.24
88900000	CAP Move-Settlement	UZ	2000000217	9/30/2012	0.50
88900000	CAP Move-Settlement	UZ	2000000217	9/30/2012	0.89
88900000	CAP Move-Settlement	UZ	2000000218	9/30/2012	38.06
88900000	CAP Move-Settlement	UZ	2000000218	9/30/2012	41.44
88900000	CAP Move-Settlement	UZ	2000000218	9/30/2012	3.24
88900000	CAP Move-Settlement	UZ	2000000220	9/30/2012	(34.22)
88900000	CAP Move-Settlement	UZ	2000000217	9/30/2012	(62.65)
88900000	CAP Move-Settlement	UZ	2000000217	9/30/2012	0.50
88900000	CAP Move-Settlement	UZ	2000000217	9/30/2012	41.44
88900000	CAP Move-Settlement	UZ	2000000217	9/30/2012	0.89
88900000	CAP Move-Settlement	UZ	2000000218	9/30/2012	39.20
88900000	CAP Move-Settlement	UZ	2000000218	9/30/2012	3.24
88900000	CAP Move-Settlement	UZ	2000000217	9/30/2012	(5.34)
88900000	CAP Move-Settlement	UZ	2000000217	9/30/2012	4.42
88900000	CAP Move-Settlement	UZ	2000000217	9/30/2012	38.90
88900000	CAP Move-Settlement	UZ	2000000217	9/30/2012	(53.03)
88900000	CAP Move-Settlement	UZ	2000000217	9/30/2012	3.78
88900000	CAP Move-Settlement	UZ	2000000217	9/30/2012	123.83
88900000	CAP Move-Settlement	UZ	2000000218	9/30/2012	(1,033.80)
88900000	CAP Move-Settlement	UZ	2000000218	9/30/2012	(3.35)
88900000	CAP Move-Settlement	UZ	2000000218	9/30/2012	1.77
88900000	CAP Move-Settlement	UZ	2000000220	9/30/2012	(400.71)
88900000	CAP Move-Settlement	UZ	2000000220	9/30/2012	(2.28)
88900000	CAP Move-Settlement	UZ	2000000217	9/30/2012	(29.67)
88900000	CAP Move-Settlement	UZ	2000000217	9/30/2012	(384.55)
88900000	CAP Move-Settlement	UZ	2000000217	9/30/2012	127.39
88900000	CAP Move-Settlement	UZ	2000000217	9/30/2012	15.58
88900000	CAP Move-Settlement	UZ	2000000217	9/30/2012	(1.19)
88900000	CAP Move-Settlement	UZ	2000000218	9/30/2012	(3.00)
88900000	CAP Move-Settlement	UZ	2000000218	9/30/2012	1.73
88900000	CAP Move-Settlement	UZ	2000000218	9/30/2012	0.68
88900000	CAP Move-Settlement	UZ	2000000218	9/30/2012	(0.56)
88900000	CAP Move-Settlement	UZ	2000000220	9/30/2012	(1,033.76)
88900000	CAP Move-Settlement	UZ	2000000220	9/30/2012	1.44
88900000	CAP Move-Settlement	UZ	2000000217	9/30/2012	(0.56)
88900000	CAP Move-Settlement	UZ	2000000217	9/30/2012	(384.55)
88900000	CAP Move-Settlement	UZ	2000000217	9/30/2012	(29.68)
88900000	CAP Move-Settlement	UZ	2000000217	9/30/2012	1.73
88900000	CAP Move-Settlement	UZ	2000000217	9/30/2012	0.68
88900000	CAP Move-Settlement	UZ	2000000217	9/30/2012	(3.00)
88900000	CAP Move-Settlement	UZ	2000000218	9/30/2012	130.18
88900000	CAP Move-Settlement	UZ	2000000218	9/30/2012	(646.91)
88900000	CAP Move-Settlement	UZ	2000000218	9/30/2012	(1.19)
88900000	CAP Move-Settlement	UZ	2000000218	9/30/2012	15.58
88900000	CAP Move-Settlement	UZ	2000000220	9/30/2012	14.21
88900000	CAP Move-Settlement	UZ	2000000220	9/30/2012	1.44
88900000	CAP Move-Settlement	UZ	2000000217	9/30/2012	0.06
88900000	CAP Move-Settlement	UZ	2000000217	9/30/2012	(47.10)
88900000	CAP Move-Settlement	UZ	2000000217	9/30/2012	(1.99)
88900000	CAP Move-Settlement	UZ	2000000218	9/30/2012	4.78
88900000	CAP Move-Settlement	UZ	2000000218	9/30/2012	38.78
88900000	CAP Move-Settlement	UZ	2000000218	9/30/2012	3.77
88900000	CAP Move-Settlement	UZ	2000000218	9/30/2012	(4.17)
88900000	CAP Move-Settlement	UZ	2000000218	9/30/2012	1.77
88900000	CAP Move-Settlement	UZ	2000000218	9/30/2012	(4.80)
88900000	CAP Move-Settlement	UZ	2000000218	9/30/2012	2.34
88900000	CAP Move-Settlement	UZ	2000000217	9/30/2012	(9.18)
88900000	CAP Move-Settlement	UZ	2000000217	9/30/2012	(7.03)
88900000	CAP Move-Settlement	UZ	2000000217	9/30/2012	(9.17)

Kentucky American Water Company  
Case No. 2012-00520  
Response to PSC DR1, Item 31

Account	Description	Doc Type	Document Number	Posting Date	Amount
88900000	CAP Move-Settlement	UZ	2000000217	9/30/2012	(7.20)
88900000	CAP Move-Settlement	UZ	2000000217	9/30/2012	10.01
88900000	CAP Move-Settlement	UZ	2000000217	9/30/2012	(10.83)
88900000	CAP Move-Settlement	UZ	2000000217	9/30/2012	(140.11)
88900000	CAP Move-Settlement	UZ	2000000217	9/30/2012	3.94
88900000	CAP Move-Settlement	UZ	2000000217	9/30/2012	40.63
88900000	CAP Move-Settlement	UZ	2000000218	9/30/2012	2.24
88900000	CAP Move-Settlement	UZ	2000000218	9/30/2012	4.57
88900000	CAP Move-Settlement	UZ	2000000221	9/30/2012	(2.83)
88900000	CAP Move-Settlement	UZ	2000000221	9/30/2012	(6.70)
88900000	CAP Move-Settlement	UZ	2000000229	9/30/2012	(5.67)
88900000	CAP Move-Settlement	UZ	2000000229	9/30/2012	(1.44)
88900000	CAP Move-Settlement	UZ	2000000229	9/30/2012	(16.25)
88900000	CAP Move-Settlement	UZ	2000000229	9/30/2012	(0.21)
88900000	CAP Move-Settlement	UZ	2000000229	9/30/2012	(1.04)
88900000	CAP Move-Settlement	UZ	2000000229	9/30/2012	(11.92)
88900000	CAP Move-Settlement	UZ	2000000229	9/30/2012	(1.15)
88900000	CAP Move-Settlement	UZ	2000000229	9/30/2012	(28.99)
88900000	CAP Move-Settlement	UZ	2000000231	9/30/2012	(0.17)
88900000	CAP Move-Settlement	UZ	2000000231	9/30/2012	5.10
88900000	CAP Move-Settlement	UZ	2000000231	9/30/2012	3.67
88900000	CAP Move-Settlement	UZ	2000000232	9/30/2012	(1.47)
88900000	CAP Move-Settlement	UZ	2000000217	9/30/2012	8.61
88900000	CAP Move-Settlement	UZ	2000000217	9/30/2012	(261.32)
88900000	CAP Move-Settlement	UZ	2000000217	9/30/2012	406.79
88900000	CAP Move-Settlement	UZ	2000000217	9/30/2012	(45.95)
88900000	CAP Move-Settlement	UZ	2000000218	9/30/2012	7.86
88900000	CAP Move-Settlement	UZ	2000000218	9/30/2012	10.39
88900000	CAP Move-Settlement	UZ	2000000218	9/30/2012	(1,086.18)
88900000	CAP Move-Settlement	UZ	2000000218	9/30/2012	(49.41)
88900000	CAP Move-Settlement	UZ	2000000218	9/30/2012	(54.64)
88900000	CAP Move-Settlement	UZ	2000000220	9/30/2012	112.33
88900000	CAP Move-Settlement	UZ	2000000221	9/30/2012	(12.65)
88900000	CAP Move-Settlement	UZ	2000000221	9/30/2012	(2.24)
88900000	CAP Move-Settlement	UZ	2000000221	9/30/2012	56.13
88900000	CAP Move-Settlement	UZ	2000000221	9/30/2012	(1.85)
88900000	CAP Move-Settlement	UZ	2000000229	9/30/2012	(31.07)
88900000	CAP Move-Settlement	UZ	2000000229	9/30/2012	(318.80)
88900000	CAP Move-Settlement	UZ	2000000231	9/30/2012	(131.10)
88900000	CAP Move-Settlement	UZ	2000000231	9/30/2012	(11.43)
88900000	CAP Move-Settlement	UZ	2000000231	9/30/2012	(178.87)
88900000	CAP Move-Settlement	UZ	2000000231	9/30/2012	(16.21)
88900000	CAP Move-Settlement	UZ	2000000231	9/30/2012	40.33
88900000	CAP Move-Settlement	UZ	2000000231	9/30/2012	(62.30)
88900000	CAP Move-Settlement	UZ	2000000231	9/30/2012	(15.92)
88900000	CAP Move-Settlement	UZ	2000000231	9/30/2012	0.03
88900000	CAP Move-Settlement	UZ	2000000231	9/30/2012	(73.83)
88900000	CAP Move-Settlement	UZ	2000000217	9/30/2012	(69.57)
88900000	CAP Move-Settlement	UZ	2000000217	9/30/2012	(370.98)
88900000	CAP Move-Settlement	UZ	2000000217	9/30/2012	(37.10)
88900000	CAP Move-Settlement	UZ	2000000217	9/30/2012	(9.94)
88900000	CAP Move-Settlement	UZ	2000000218	9/30/2012	7.46
88900000	CAP Move-Settlement	UZ	2000000218	9/30/2012	(13.76)
88900000	CAP Move-Settlement	UZ	2000000218	9/30/2012	96.50
88900000	CAP Move-Settlement	UZ	2000000218	9/30/2012	501.16
88900000	CAP Move-Settlement	UZ	2000000218	9/30/2012	1.86
88900000	CAP Move-Settlement	UZ	2000000218	9/30/2012	(548.14)
88900000	CAP Move-Settlement	UZ	2000000218	9/30/2012	5.07
88900000	CAP Move-Settlement	UZ	2000000228	9/30/2012	(6.90)
88900000	CAP Move-Settlement	UZ	2000000229	9/30/2012	(1.21)
88900000	CAP Move-Settlement	UZ	2000000229	9/30/2012	(8.68)
88900000	CAP Move-Settlement	UZ	2000000229	9/30/2012	(16.95)
88900000	CAP Move-Settlement	UZ	2000000229	9/30/2012	(173.90)
88900000	CAP Move-Settlement	UZ	2000000229	9/30/2012	(40.27)
88900000	CAP Move-Settlement	UZ	2000000229	9/30/2012	(97.56)
88900000	CAP Move-Settlement	UZ	2000000229	9/30/2012	(6.23)
88900000	CAP Move-Settlement	UZ	2000000231	9/30/2012	0.01
88900000	CAP Move-Settlement	UZ	2000000231	9/30/2012	(8.84)
88900000	CAP Move-Settlement	UZ	2000000231	9/30/2012	30.62
88900000	CAP Move-Settlement	UZ	2000000231	9/30/2012	(71.53)
88900000	CAP Move-Settlement	UZ	2000000231	9/30/2012	(33.97)
88900000	CAP Move-Settlement	UZ	2000000231	9/30/2012	22.00
88900000	CAP Move-Settlement	UZ	2000000231	9/30/2012	(1.01)
88900000	CAP Move-Settlement	UZ	2000000217	9/30/2012	(370.98)
88900000	CAP Move-Settlement	UZ	2000000217	9/30/2012	55.52
88900000	CAP Move-Settlement	UZ	2000000217	9/30/2012	231.05
88900000	CAP Move-Settlement	UZ	2000000217	9/30/2012	(13.18)

Kentucky American Water Company  
Case No. 2012-00520  
Response to PSC DR1, Item 31

Account	Description	Doc Type	Document Number	Posting Date	Amount
88900000	CAP Move-Settlement	UZ	2000000218	9/30/2012	(7.76)
88900000	CAP Move-Settlement	UZ	2000000218	9/30/2012	9.73
88900000	CAP Move-Settlement	UZ	2000000218	9/30/2012	(3.49)
88900000	CAP Move-Settlement	UZ	2000000218	9/30/2012	30.75
88900000	CAP Move-Settlement	UZ	2000000217	9/30/2012	(22.68)
88900000	CAP Move-Settlement	UZ	2000000217	9/30/2012	(14.76)
88900000	CAP Move-Settlement	UZ	2000000217	9/30/2012	(289.09)
88900000	CAP Move-Settlement	UZ	2000000217	9/30/2012	(20.88)
88900000	CAP Move-Settlement	UZ	2000000218	9/30/2012	(4.72)
88900000	CAP Move-Settlement	UZ	2000000218	9/30/2012	43.24
88900000	CAP Move-Settlement	UZ	2000000221	9/30/2012	(3.45)
88900000	CAP Move-Settlement	UZ	2000000221	9/30/2012	(0.50)
88900000	CAP Move-Settlement	UZ	2000000221	9/30/2012	(20.13)
88900000	CAP Move-Settlement	UZ	2000000229	9/30/2012	0.01
88900000	CAP Move-Settlement	UZ	2000000229	9/30/2012	(86.96)
88900000	CAP Move-Settlement	UZ	2000000229	9/30/2012	(0.61)
88900000	CAP Move-Settlement	UZ	2000000229	9/30/2012	(48.79)
88900000	CAP Move-Settlement	UZ	2000000229	9/30/2012	(3.12)
88900000	CAP Move-Settlement	UZ	2000000229	9/30/2012	(4.34)
88900000	CAP Move-Settlement	UZ	2000000229	9/30/2012	15.31
88900000	CAP Move-Settlement	UZ	2000000231	9/30/2012	(8.47)
88900000	CAP Move-Settlement	UZ	2000000231	9/30/2012	(16.99)
88900000	CAP Move-Settlement	UZ	2000000231	9/30/2012	(4.42)
88900000	CAP Move-Settlement	UZ	2000000231	9/30/2012	(35.74)
88900000	CAP Move-Settlement	UZ	2000000231	9/30/2012	11.00
88900000	CAP Move-Settlement	UZ	2000000217	9/30/2012	45.85
88900000	CAP Move-Settlement	UZ	2000000217	9/30/2012	9.34
88900000	CAP Move-Settlement	UZ	2000000217	9/30/2012	3.91
88900000	CAP Move-Settlement	UZ	2000000217	9/30/2012	(6.26)
88900000	CAP Move-Settlement	UZ	2000000217	9/30/2012	(42.04)
88900000	CAP Move-Settlement	UZ	2000000217	9/30/2012	(14.59)
88900000	CAP Move-Settlement	UZ	2000000217	9/30/2012	39.21
88900000	CAP Move-Settlement	UZ	2000000218	9/30/2012	(328.00)
88900000	CAP Move-Settlement	UZ	2000000218	9/30/2012	(386.00)
88900000	CAP Move-Settlement	UZ	2000000218	9/30/2012	13.94
88900000	CAP Move-Settlement	UZ	2000000220	9/30/2012	370.81
88900000	CAP Move-Settlement	UZ	2000000221	9/30/2012	(32.52)
88900000	CAP Move-Settlement	UZ	2000000221	9/30/2012	(2.90)
88900000	CAP Move-Settlement	UZ	2000000221	9/30/2012	10.21
88900000	CAP Move-Settlement	UZ	2000000221	9/30/2012	(13.43)
88900000	CAP Move-Settlement	UZ	2000000228	9/30/2012	(57.96)
88900000	CAP Move-Settlement	UZ	2000000228	9/30/2012	(11.33)
88900000	CAP Move-Settlement	UZ	2000000229	9/30/2012	(2.08)
88900000	CAP Move-Settlement	UZ	2000000229	9/30/2012	(2.95)
88900000	CAP Move-Settlement	UZ	2000000229	9/30/2012	(23.84)
88900000	CAP Move-Settlement	UZ	2000000229	9/30/2012	(5.65)
88900000	CAP Move-Settlement	UZ	2000000229	9/30/2012	(2.30)
88900000	CAP Move-Settlement	UZ	2000000231	9/30/2012	(0.34)
88900000	CAP Move-Settlement	UZ	2000000231	9/30/2012	7.33
88900000	CAP Move-Settlement	UZ	2000000231	9/30/2012	(0.39)
88900000	CAP Move-Settlement	UZ	2000000217	9/30/2012	(429.21)
88900000	CAP Move-Settlement	UZ	2000000217	9/30/2012	(175.53)
88900000	CAP Move-Settlement	UZ	2000000217	9/30/2012	161.01
88900000	CAP Move-Settlement	UZ	2000000217	9/30/2012	(29.06)
88900000	CAP Move-Settlement	UZ	2000000218	9/30/2012	(1,981.02)
88900000	CAP Move-Settlement	UZ	2000000218	9/30/2012	3.01
88900000	CAP Move-Settlement	UZ	2000000218	9/30/2012	2.10
88900000	CAP Move-Settlement	UZ	2000000218	9/30/2012	27.50
88900000	CAP Move-Settlement	UZ	2000000218	9/30/2012	2.04
88900000	CAP Move-Settlement	UZ	2000000218	9/30/2012	(228.82)
88900000	CAP Move-Settlement	UZ	2000000218	9/30/2012	(28.56)
88900000	CAP Move-Settlement	UZ	2000000220	9/30/2012	(56.85)
88900000	CAP Move-Settlement	UZ	2000000229	9/30/2012	0.01
88900000	CAP Move-Settlement	UZ	2000000229	9/30/2012	(5.90)
88900000	CAP Move-Settlement	UZ	2000000229	9/30/2012	(4.60)
88900000	CAP Move-Settlement	UZ	2000000231	9/30/2012	(115.93)
88900000	CAP Move-Settlement	UZ	2000000231	9/30/2012	(0.67)
88900000	CAP Move-Settlement	UZ	2000000231	9/30/2012	(11.29)
88900000	CAP Move-Settlement	UZ	2000000231	9/30/2012	(0.82)
88900000	CAP Move-Settlement	UZ	2000000231	9/30/2012	(47.67)
88900000	CAP Move-Settlement	UZ	2000000231	9/30/2012	(65.04)
88900000	CAP Move-Settlement	UZ	2000000231	9/30/2012	14.66
88900000	CAP Move-Settlement	UZ	2000000231	9/30/2012	(5.80)
88900000	CAP Move-Settlement	UZ	2000000231	9/30/2012	(26.85)
88900000	CAP Move-Settlement	UZ	2000000231	9/30/2012	(22.65)
88900000	CAP Move-Settlement	UZ	2000000231	9/30/2012	20.41
88900000	CAP Move-Settlement	UZ	2000000231	9/30/2012	(4.15)

Kentucky American Water Company  
Case No. 2012-00520  
Response to PSC DR1, Item 31

Account	Description	Doc Type	Document Number	Posting Date	Amount
88900000	CAP Move-Settlement	UZ	2000000218	9/30/2012	(2.51)
88900000	CAP Move-Settlement	UZ	2000000217	9/30/2012	2.05
88900000	CAP Move-Settlement	UZ	2000000217	9/30/2012	(29.67)
88900000	CAP Move-Settlement	UZ	2000000217	9/30/2012	0.19
88900000	CAP Move-Settlement	UZ	2000000218	9/30/2012	0.30
88900000	CAP Move-Settlement	UZ	2000000218	9/30/2012	(38.68)
88900000	CAP Move-Settlement	UZ	2000000218	9/30/2012	2.81
88900000	CAP Move-Settlement	UZ	2000000220	9/30/2012	0.23
88900000	CAP Move-Settlement	UZ	2000000217	9/30/2012	(1.83)
88900000	CAP Move-Settlement	UZ	2000000217	9/30/2012	3,468.64
88900000	CAP Move-Settlement	UZ	2000000217	9/30/2012	(9.68)
88900000	CAP Move-Settlement	UZ	2000000218	9/30/2012	97.94
88900000	CAP Move-Settlement	UZ	2000000218	9/30/2012	(116.52)
88900000	CAP Move-Settlement	UZ	2000000218	9/30/2012	(80.40)
88900000	CAP Move-Settlement	UZ	2000000218	9/30/2012	(61.67)
88900000	CAP Move-Settlement	UZ	2000000218	9/30/2012	(6.11)
88900000	CAP Move-Settlement	UZ	2000000221	9/30/2012	(0.17)
88900000	CAP Move-Settlement	UZ	2000000229	9/30/2012	(6.70)
88900000	CAP Move-Settlement	UZ	2000000229	9/30/2012	(2.83)
88900000	CAP Move-Settlement	UZ	2000000229	9/30/2012	(1.04)
88900000	CAP Move-Settlement	UZ	2000000229	9/30/2012	(1.15)
88900000	CAP Move-Settlement	UZ	2000000229	9/30/2012	(1.47)
88900000	CAP Move-Settlement	UZ	2000000229	9/30/2012	(0.21)
88900000	CAP Move-Settlement	UZ	2000000229	9/30/2012	(11.92)
88900000	CAP Move-Settlement	UZ	2000000231	9/30/2012	(16.25)
88900000	CAP Move-Settlement	UZ	2000000231	9/30/2012	(5.67)
88900000	CAP Move-Settlement	UZ	2000000231	9/30/2012	(28.99)
88900000	CAP Move-Settlement	UZ	2000000231	9/30/2012	(1.44)
88900000	CAP Move-Settlement	UZ	2000000231	9/30/2012	5.10
88900000	CAP Move-Settlement	UZ	2000000231	9/30/2012	3.67
88900000	CAP Move-Settlement	UZ	2000000217	9/30/2012	(116.52)
88900000	CAP Move-Settlement	UZ	2000000217	9/30/2012	(1.83)
88900000	CAP Move-Settlement	UZ	2000000217	9/30/2012	131.49
88900000	CAP Move-Settlement	UZ	2000000217	9/30/2012	(67.26)
88900000	CAP Move-Settlement	UZ	2000000218	9/30/2012	(87.68)
88900000	CAP Move-Settlement	UZ	2000000218	9/30/2012	(9.68)
88900000	CAP Move-Settlement	UZ	2000000218	9/30/2012	(4,813.68)
88900000	CAP Move-Settlement	UZ	2000000218	9/30/2012	(6.12)
88900000	CAP Move-Settlement	UZ	2000000221	9/30/2012	(28.99)
88900000	CAP Move-Settlement	UZ	2000000221	9/30/2012	5.10
88900000	CAP Move-Settlement	UZ	2000000221	9/30/2012	(1.44)
88900000	CAP Move-Settlement	UZ	2000000229	9/30/2012	(1.15)
88900000	CAP Move-Settlement	UZ	2000000229	9/30/2012	(6.70)
88900000	CAP Move-Settlement	UZ	2000000229	9/30/2012	3.67
88900000	CAP Move-Settlement	UZ	2000000229	9/30/2012	(0.21)
88900000	CAP Move-Settlement	UZ	2000000229	9/30/2012	(1.47)
88900000	CAP Move-Settlement	UZ	2000000231	9/30/2012	(2.83)
88900000	CAP Move-Settlement	UZ	2000000231	9/30/2012	(11.92)
88900000	CAP Move-Settlement	UZ	2000000231	9/30/2012	(5.67)
88900000	CAP Move-Settlement	UZ	2000000231	9/30/2012	(0.17)
88900000	CAP Move-Settlement	UZ	2000000231	9/30/2012	(1.04)
88900000	CAP Move-Settlement	UZ	2000000231	9/30/2012	(16.25)
88900000	CAP Move-Settlement	UZ	2000000217	9/30/2012	(259.85)
88900000	CAP Move-Settlement	UZ	2000000217	9/30/2012	328.14
88900000	CAP Move-Settlement	UZ	2000000217	9/30/2012	(199.33)
88900000	CAP Move-Settlement	UZ	2000000217	9/30/2012	(1.05)
88900000	CAP Move-Settlement	UZ	2000000218	9/30/2012	(1,424.52)
88900000	CAP Move-Settlement	UZ	2000000218	9/30/2012	(8.37)
88900000	CAP Move-Settlement	UZ	2000000218	9/30/2012	(134.33)
88900000	CAP Move-Settlement	UZ	2000000218	9/30/2012	(12.48)
88900000	CAP Move-Settlement	UZ	2000000220	9/30/2012	(1,193.23)
88900000	CAP Move-Settlement	UZ	2000000229	9/30/2012	(1.04)
88900000	CAP Move-Settlement	UZ	2000000229	9/30/2012	(16.25)
88900000	CAP Move-Settlement	UZ	2000000229	9/30/2012	(1.47)
88900000	CAP Move-Settlement	UZ	2000000229	9/30/2012	(1.15)
88900000	CAP Move-Settlement	UZ	2000000229	9/30/2012	(5.67)
88900000	CAP Move-Settlement	UZ	2000000229	9/30/2012	(28.99)
88900000	CAP Move-Settlement	UZ	2000000229	9/30/2012	3.67
88900000	CAP Move-Settlement	UZ	2000000229	9/30/2012	(2.83)
88900000	CAP Move-Settlement	UZ	2000000229	9/30/2012	(6.70)
88900000	CAP Move-Settlement	UZ	2000000231	9/30/2012	5.10
88900000	CAP Move-Settlement	UZ	2000000231	9/30/2012	(11.92)
88900000	CAP Move-Settlement	UZ	2000000231	9/30/2012	(0.21)
88900000	CAP Move-Settlement	UZ	2000000231	9/30/2012	(1.44)
88900000	CAP Move-Settlement	UZ	2000000231	9/30/2012	(0.17)
88900000	CAP Move-Settlement	UZ	2000000217	9/30/2012	270.25
88900000	CAP Move-Settlement	UZ	2000000217	9/30/2012	(327.22)



Kentucky American Water Company  
Case No. 2012-00520  
Response to PSC DR1, Item 31

Account	Description	Doc Type	Document Number	Posting Date	Amount
88900000	CAP Move-Settlement	UZ	2000000217	9/30/2012	(24.39)
88900000	CAP Move-Settlement	UZ	2000000218	9/30/2012	(155.53)
88900000	CAP Move-Settlement	UZ	2000000218	9/30/2012	(17.18)
88900000	CAP Move-Settlement	UZ	2000000218	9/30/2012	(202.75)
88900000	CAP Move-Settlement	UZ	2000000218	9/30/2012	(70.73)
88900000	CAP Move-Settlement	UZ	2000000218	9/30/2012	(1,978.96)
88900000	CAP Move-Settlement	UZ	2000000221	9/30/2012	(115.93)
88900000	CAP Move-Settlement	UZ	2000000221	9/30/2012	(0.82)
88900000	CAP Move-Settlement	UZ	2000000221	9/30/2012	(4.60)
88900000	CAP Move-Settlement	UZ	2000000229	9/30/2012	20.41
88900000	CAP Move-Settlement	UZ	2000000229	9/30/2012	(5.80)
88900000	CAP Move-Settlement	UZ	2000000229	9/30/2012	(65.04)
88900000	CAP Move-Settlement	UZ	2000000229	9/30/2012	(22.65)
88900000	CAP Move-Settlement	UZ	2000000229	9/30/2012	(4.15)
88900000	CAP Move-Settlement	UZ	2000000229	9/30/2012	(47.67)
88900000	CAP Move-Settlement	UZ	2000000229	9/30/2012	(26.85)
88900000	CAP Move-Settlement	UZ	2000000231	9/30/2012	0.01
88900000	CAP Move-Settlement	UZ	2000000231	9/30/2012	(11.29)
88900000	CAP Move-Settlement	UZ	2000000231	9/30/2012	14.66
88900000	CAP Move-Settlement	UZ	2000000231	9/30/2012	(5.90)
88900000	CAP Move-Settlement	UZ	2000000231	9/30/2012	(0.67)
88900000	CAP Move-Settlement	UZ	2000000217	9/30/2012	(41.43)
88900000	CAP Move-Settlement	UZ	2000000217	9/30/2012	95.06
88900000	CAP Move-Settlement	UZ	2000000217	9/30/2012	(707.99)
88900000	CAP Move-Settlement	UZ	2000000217	9/30/2012	(70.20)
88900000	CAP Move-Settlement	UZ	2000000218	9/30/2012	(95.91)
88900000	CAP Move-Settlement	UZ	2000000218	9/30/2012	(9.78)
88900000	CAP Move-Settlement	UZ	2000000218	9/30/2012	(73.58)
88900000	CAP Move-Settlement	UZ	2000000221	9/30/2012	(19.85)
88900000	CAP Move-Settlement	UZ	2000000229	9/30/2012	25.66
88900000	CAP Move-Settlement	UZ	2000000229	9/30/2012	(10.38)
88900000	CAP Move-Settlement	UZ	2000000229	9/30/2012	(1.44)
88900000	CAP Move-Settlement	UZ	2000000229	9/30/2012	(7.38)
88900000	CAP Move-Settlement	UZ	2000000229	9/30/2012	35.81
88900000	CAP Move-Settlement	UZ	2000000231	9/30/2012	(28.10)
88900000	CAP Move-Settlement	UZ	2000000231	9/30/2012	0.02
88900000	CAP Move-Settlement	UZ	2000000231	9/30/2012	(1.48)
88900000	CAP Move-Settlement	UZ	2000000231	9/30/2012	(114.71)
88900000	CAP Move-Settlement	UZ	2000000231	9/30/2012	(84.18)
88900000	CAP Move-Settlement	UZ	2000000231	9/30/2012	(54.34)
88900000	CAP Move-Settlement	UZ	2000000231	9/30/2012	(10.31)
88900000	CAP Move-Settlement	UZ	2000000231	9/30/2012	(39.88)
88900000	CAP Move-Settlement	UZ	2000000231	9/30/2012	(202.93)
88900000	CAP Move-Settlement	UZ	2000000217	9/30/2012	(0.21)
88900000	CAP Move-Settlement	UZ	2000000218	9/30/2012	(0.16)
88900000	CAP Move-Settlement	UZ	2000000217	9/30/2012	(673.01)
88900000	CAP Move-Settlement	UZ	2000000217	9/30/2012	(40.75)
88900000	CAP Move-Settlement	UZ	2000000217	9/30/2012	(43.87)
88900000	CAP Move-Settlement	UZ	2000000218	9/30/2012	(112.63)
88900000	CAP Move-Settlement	UZ	2000000218	9/30/2012	(94.11)
88900000	CAP Move-Settlement	UZ	2000000218	9/30/2012	(86.40)
88900000	CAP Move-Settlement	UZ	2000000218	9/30/2012	(722.02)
88900000	CAP Move-Settlement	UZ	2000000220	9/30/2012	158.00
88900000	CAP Move-Settlement	UZ	2000000221	9/30/2012	25.66
88900000	CAP Move-Settlement	UZ	2000000221	9/30/2012	(10.32)
88900000	CAP Move-Settlement	UZ	2000000228	9/30/2012	(46.98)
88900000	CAP Move-Settlement	UZ	2000000229	9/30/2012	(1.18)
88900000	CAP Move-Settlement	UZ	2000000229	9/30/2012	(113.82)
88900000	CAP Move-Settlement	UZ	2000000229	9/30/2012	(10.14)
88900000	CAP Move-Settlement	UZ	2000000229	9/30/2012	(19.79)
88900000	CAP Move-Settlement	UZ	2000000229	9/30/2012	(7.27)
88900000	CAP Move-Settlement	UZ	2000000229	9/30/2012	(202.88)
88900000	CAP Move-Settlement	UZ	2000000229	9/30/2012	0.02
88900000	CAP Move-Settlement	UZ	2000000231	9/30/2012	35.72
88900000	CAP Move-Settlement	UZ	2000000231	9/30/2012	(39.64)
88900000	CAP Move-Settlement	UZ	2000000231	9/30/2012	(8.05)
88900000	CAP Move-Settlement	UZ	2000000231	9/30/2012	(83.43)
88900000	CAP Move-Settlement	UZ	2000000231	9/30/2012	(1.43)
88900000	CAP Move-Settlement	UZ	2000000217	9/30/2012	(0.16)
88900000	CAP Move-Settlement	UZ	2000000218	9/30/2012	(0.21)
88900000	CAP Move-Settlement	UZ	2000000217	9/30/2012	(316.62)
88900000	CAP Move-Settlement	UZ	2000000217	9/30/2012	(166.48)
88900000	CAP Move-Settlement	UZ	2000000217	9/30/2012	(23.60)
88900000	CAP Move-Settlement	UZ	2000000217	9/30/2012	(470.00)
88900000	CAP Move-Settlement	UZ	2000000218	9/30/2012	(127.71)
88900000	CAP Move-Settlement	UZ	2000000218	9/30/2012	(8.51)
88900000	CAP Move-Settlement	UZ	2000000218	9/30/2012	(20.04)

Kentucky American Water Company  
Case No. 2012-00520  
Response to PSC DR1, Item 31

Account	Description	Doc Type	Document Number	Posting Date	Amount
88900000	CAP Move-Settlement	UZ	2000000218	9/30/2012	398.04
88900000	CAP Move-Settlement	UZ	2000000218	9/30/2012	(1,661.24)
88900000	CAP Move-Settlement	UZ	2000000221	9/30/2012	(20.13)
88900000	CAP Move-Settlement	UZ	2000000221	9/30/2012	(86.96)
88900000	CAP Move-Settlement	UZ	2000000221	9/30/2012	(3.45)
88900000	CAP Move-Settlement	UZ	2000000221	9/30/2012	(4.42)
88900000	CAP Move-Settlement	UZ	2000000229	9/30/2012	15.31
88900000	CAP Move-Settlement	UZ	2000000229	9/30/2012	(0.61)
88900000	CAP Move-Settlement	UZ	2000000229	9/30/2012	(8.47)
88900000	CAP Move-Settlement	UZ	2000000229	9/30/2012	(4.34)
88900000	CAP Move-Settlement	UZ	2000000229	9/30/2012	(3.12)
88900000	CAP Move-Settlement	UZ	2000000229	9/30/2012	11.00
88900000	CAP Move-Settlement	UZ	2000000231	9/30/2012	(0.50)
88900000	CAP Move-Settlement	UZ	2000000231	9/30/2012	(16.99)
88900000	CAP Move-Settlement	UZ	2000000231	9/30/2012	(35.74)
88900000	CAP Move-Settlement	UZ	2000000231	9/30/2012	0.01
88900000	CAP Move-Settlement	UZ	2000000231	9/30/2012	(48.79)
88900000	CAP Move-Settlement	UZ	2000000217	9/30/2012	(0.02)
88900000	CAP Move-Settlement	UZ	2000000217	9/30/2012	(0.03)
88900000	CAP Move-Settlement	UZ	2000000217	9/30/2012	(19.07)
88900000	CAP Move-Settlement	UZ	2000000217	9/30/2012	0.99
88900000	CAP Move-Settlement	UZ	2000000217	9/30/2012	(2,215.02)
88900000	CAP Move-Settlement	UZ	2000000217	9/30/2012	(468.82)
88900000	CAP Move-Settlement	UZ	2000000217	9/30/2012	0.82
88900000	CAP Move-Settlement	UZ	2000000217	9/30/2012	(70.14)
88900000	CAP Move-Settlement	UZ	2000000217	9/30/2012	(302.45)
88900000	CAP Move-Settlement	UZ	2000000218	9/30/2012	(0.05)
88900000	CAP Move-Settlement	UZ	2000000218	9/30/2012	(22.78)
88900000	CAP Move-Settlement	UZ	2000000218	9/30/2012	14.18
88900000	CAP Move-Settlement	UZ	2000000218	9/30/2012	1.18
88900000	CAP Move-Settlement	UZ	2000000220	9/30/2012	97.71
88900000	CAP Move-Settlement	UZ	2000000220	9/30/2012	(53.81)
88900000	CAP Move-Settlement	UZ	2000000221	9/30/2012	(16.99)
88900000	CAP Move-Settlement	UZ	2000000229	9/30/2012	(20.13)
88900000	CAP Move-Settlement	UZ	2000000229	9/30/2012	(86.96)
88900000	CAP Move-Settlement	UZ	2000000229	9/30/2012	(3.12)
88900000	CAP Move-Settlement	UZ	2000000229	9/30/2012	(0.50)
88900000	CAP Move-Settlement	UZ	2000000229	9/30/2012	11.00
88900000	CAP Move-Settlement	UZ	2000000231	9/30/2012	15.31
88900000	CAP Move-Settlement	UZ	2000000231	9/30/2012	(4.34)
88900000	CAP Move-Settlement	UZ	2000000231	9/30/2012	0.01
88900000	CAP Move-Settlement	UZ	2000000231	9/30/2012	(35.74)
88900000	CAP Move-Settlement	UZ	2000000231	9/30/2012	(0.61)
88900000	CAP Move-Settlement	UZ	2000000231	9/30/2012	(8.47)
88900000	CAP Move-Settlement	UZ	2000000231	9/30/2012	(3.45)
88900000	CAP Move-Settlement	UZ	2000000231	9/30/2012	(48.79)
88900000	CAP Move-Settlement	UZ	2000000231	9/30/2012	(4.42)
88900000	CAP Move-Settlement	UZ	2000000218	9/30/2012	(0.08)
88900000	CAP Move-Settlement	UZ	2000000218	9/30/2012	(0.10)
88900000	CAP Move-Settlement	UZ	2000000217	9/30/2012	(20.03)
88900000	CAP Move-Settlement	UZ	2000000217	9/30/2012	(356.33)
88900000	CAP Move-Settlement	UZ	2000000217	9/30/2012	(649.72)
88900000	CAP Move-Settlement	UZ	2000000217	9/30/2012	(20.73)
88900000	CAP Move-Settlement	UZ	2000000218	9/30/2012	(58.81)
88900000	CAP Move-Settlement	UZ	2000000218	9/30/2012	(76.66)
88900000	CAP Move-Settlement	UZ	2000000218	9/30/2012	95.33
88900000	CAP Move-Settlement	UZ	2000000220	9/30/2012	(11.30)
88900000	CAP Move-Settlement	UZ	2000000221	9/30/2012	(4.15)
88900000	CAP Move-Settlement	UZ	2000000221	9/30/2012	(11.29)
88900000	CAP Move-Settlement	UZ	2000000229	9/30/2012	(47.67)
88900000	CAP Move-Settlement	UZ	2000000229	9/30/2012	(4.60)
88900000	CAP Move-Settlement	UZ	2000000229	9/30/2012	(0.82)
88900000	CAP Move-Settlement	UZ	2000000229	9/30/2012	(5.80)
88900000	CAP Move-Settlement	UZ	2000000229	9/30/2012	14.66
88900000	CAP Move-Settlement	UZ	2000000231	9/30/2012	(26.85)
88900000	CAP Move-Settlement	UZ	2000000231	9/30/2012	(5.90)
88900000	CAP Move-Settlement	UZ	2000000231	9/30/2012	(65.04)
88900000	CAP Move-Settlement	UZ	2000000231	9/30/2012	0.01
88900000	CAP Move-Settlement	UZ	2000000231	9/30/2012	(0.67)
88900000	CAP Move-Settlement	UZ	2000000231	9/30/2012	20.41
88900000	CAP Move-Settlement	UZ	2000000231	9/30/2012	(22.65)
88900000	CAP Move-Settlement	UZ	2000000231	9/30/2012	(115.93)
88900000	CAP Move-Settlement	UZ	2000000218	9/30/2012	(0.39)
88900000	CAP Move-Settlement	UZ	2000000218	9/30/2012	(0.51)
88900000	CAP Move-Settlement	UZ	2000000217	9/30/2012	(20.73)
88900000	CAP Move-Settlement	UZ	2000000217	9/30/2012	(20.03)
88900000	CAP Move-Settlement	UZ	2000000218	9/30/2012	(54.15)

Kentucky American Water Company  
Case No. 2012-00520  
Response to PSC DR1, Item 31

Account	Description	Doc Type	Document Number	Posting Date	Amount
88900000	CAP Move-Settlement	UZ	2000000218	9/30/2012	(11.30)
88900000	CAP Move-Settlement	UZ	2000000218	9/30/2012	(70.59)
88900000	CAP Move-Settlement	UZ	2000000218	9/30/2012	82.14
88900000	CAP Move-Settlement	UZ	2000000220	9/30/2012	(649.72)
88900000	CAP Move-Settlement	UZ	2000000220	9/30/2012	(356.33)
88900000	CAP Move-Settlement	UZ	2000000221	9/30/2012	(0.67)
88900000	CAP Move-Settlement	UZ	2000000221	9/30/2012	(5.90)
88900000	CAP Move-Settlement	UZ	2000000228	9/30/2012	(47.67)
88900000	CAP Move-Settlement	UZ	2000000229	9/30/2012	(5.80)
88900000	CAP Move-Settlement	UZ	2000000229	9/30/2012	(4.15)
88900000	CAP Move-Settlement	UZ	2000000229	9/30/2012	(65.04)
88900000	CAP Move-Settlement	UZ	2000000229	9/30/2012	20.41
88900000	CAP Move-Settlement	UZ	2000000229	9/30/2012	14.66
88900000	CAP Move-Settlement	UZ	2000000231	9/30/2012	(0.82)
88900000	CAP Move-Settlement	UZ	2000000231	9/30/2012	(22.65)
88900000	CAP Move-Settlement	UZ	2000000231	9/30/2012	(115.93)
88900000	CAP Move-Settlement	UZ	2000000231	9/30/2012	(26.85)
88900000	CAP Move-Settlement	UZ	2000000231	9/30/2012	0.01
88900000	CAP Move-Settlement	UZ	2000000231	9/30/2012	(11.29)
88900000	CAP Move-Settlement	UZ	2000000231	9/30/2012	(4.60)
88900000	CAP Move-Settlement	UZ	2000000217	9/30/2012	(0.46)
88900000	CAP Move-Settlement	UZ	2000000218	9/30/2012	(0.59)
88900000	CAP Move-Settlement	UZ	2000000217	9/30/2012	11.40
88900000	CAP Move-Settlement	UZ	2000000217	9/30/2012	(11,719.79)
88900000	CAP Move-Settlement	UZ	2000000217	9/30/2012	1.43
88900000	CAP Move-Settlement	UZ	2000000217	9/30/2012	0.96
88900000	CAP Move-Settlement	UZ	2000000217	9/30/2012	(25.09)
88900000	CAP Move-Settlement	UZ	2000000217	9/30/2012	552.87
88900000	CAP Move-Settlement	UZ	2000000217	9/30/2012	(31.97)
88900000	CAP Move-Settlement	UZ	2000000218	9/30/2012	(378.08)
88900000	CAP Move-Settlement	UZ	2000000218	9/30/2012	(492.86)
88900000	CAP Move-Settlement	UZ	2000000218	9/30/2012	(14.96)
88900000	CAP Move-Settlement	UZ	2000000218	9/30/2012	(501.41)
88900000	CAP Move-Settlement	UZ	2000000218	9/30/2012	1.35
88900000	CAP Move-Settlement	UZ	2000000220	9/30/2012	(585.16)
88900000	CAP Move-Settlement	UZ	2000000221	9/30/2012	18.33
88900000	CAP Move-Settlement	UZ	2000000221	9/30/2012	(5.19)
88900000	CAP Move-Settlement	UZ	2000000228	9/30/2012	(0.84)
88900000	CAP Move-Settlement	UZ	2000000229	9/30/2012	(59.60)
88900000	CAP Move-Settlement	UZ	2000000229	9/30/2012	(144.91)
88900000	CAP Move-Settlement	UZ	2000000229	9/30/2012	(81.31)
88900000	CAP Move-Settlement	UZ	2000000229	9/30/2012	(5.75)
88900000	CAP Move-Settlement	UZ	2000000229	9/30/2012	(1.02)
88900000	CAP Move-Settlement	UZ	2000000229	9/30/2012	(7.24)
88900000	CAP Move-Settlement	UZ	2000000231	9/30/2012	(28.31)
88900000	CAP Move-Settlement	UZ	2000000231	9/30/2012	(14.13)
88900000	CAP Move-Settlement	UZ	2000000231	9/30/2012	(33.56)
88900000	CAP Move-Settlement	UZ	2000000231	9/30/2012	(7.37)
88900000	CAP Move-Settlement	UZ	2000000231	9/30/2012	25.51
88900000	CAP Move-Settlement	UZ	2000000231	9/30/2012	0.01
88900000	CAP Move-Settlement	UZ	2000000217	9/30/2012	(489.54)
88900000	CAP Move-Settlement	UZ	2000000217	9/30/2012	1.89
88900000	CAP Move-Settlement	UZ	2000000217	9/30/2012	(308.39)
88900000	CAP Move-Settlement	UZ	2000000217	9/30/2012	(576.82)
88900000	CAP Move-Settlement	UZ	2000000217	9/30/2012	1.15
88900000	CAP Move-Settlement	UZ	2000000217	9/30/2012	17.42
88900000	CAP Move-Settlement	UZ	2000000218	9/30/2012	(236.57)
88900000	CAP Move-Settlement	UZ	2000000218	9/30/2012	(14.36)
88900000	CAP Move-Settlement	UZ	2000000218	9/30/2012	(24.61)
88900000	CAP Move-Settlement	UZ	2000000218	9/30/2012	(31.44)
88900000	CAP Move-Settlement	UZ	2000000218	9/30/2012	367.51
88900000	CAP Move-Settlement	UZ	2000000218	9/30/2012	1.61
88900000	CAP Move-Settlement	UZ	2000000220	9/30/2012	(11,027.95)
88900000	CAP Move-Settlement	UZ	2000000221	9/30/2012	(5.75)
88900000	CAP Move-Settlement	UZ	2000000221	9/30/2012	18.33
88900000	CAP Move-Settlement	UZ	2000000221	9/30/2012	(0.84)
88900000	CAP Move-Settlement	UZ	2000000229	9/30/2012	(81.31)
88900000	CAP Move-Settlement	UZ	2000000229	9/30/2012	(144.91)
88900000	CAP Move-Settlement	UZ	2000000229	9/30/2012	(14.13)
88900000	CAP Move-Settlement	UZ	2000000229	9/30/2012	(33.56)
88900000	CAP Move-Settlement	UZ	2000000229	9/30/2012	(7.37)
88900000	CAP Move-Settlement	UZ	2000000229	9/30/2012	0.01
88900000	CAP Move-Settlement	UZ	2000000229	9/30/2012	(7.24)
88900000	CAP Move-Settlement	UZ	2000000231	9/30/2012	(5.19)
88900000	CAP Move-Settlement	UZ	2000000231	9/30/2012	(1.02)
88900000	CAP Move-Settlement	UZ	2000000231	9/30/2012	(28.31)
88900000	CAP Move-Settlement	UZ	2000000231	9/30/2012	25.51

Kentucky American Water Company  
Case No. 2012-00520  
Response to PSC DR1, Item 31

Account	Description	Doc Type	Document Number	Posting Date	Amount
88900000	CAP Move-Settlement	UZ	2000000231	9/30/2012	(59.60)
88900000	CAP Move-Settlement	UZ	2000000218	9/30/2012	(0.03)
88900000	CAP Move-Settlement	UZ	2000000218	9/30/2012	(45.91)
88900000	CAP Move-Settlement	UZ	2000000218	9/30/2012	(35.22)
88900000	CAP Move-Settlement	UZ	2000000217	9/30/2012	(45.91)
88900000	CAP Move-Settlement	UZ	2000000218	9/30/2012	(35.22)
88900000	CAP Move-Settlement	UZ	2000000218	9/30/2012	(0.01)
88900000	CAP Move-Settlement	UZ	2000000220	9/30/2012	0.03
88900000	CAP Move-Settlement	UZ	2000000217	9/30/2012	(312.73)
88900000	CAP Move-Settlement	UZ	2000000217	9/30/2012	(973.86)
88900000	CAP Move-Settlement	UZ	2000000217	9/30/2012	(8,047.83)
88900000	CAP Move-Settlement	UZ	2000000217	9/30/2012	(3,904.33)
88900000	CAP Move-Settlement	UZ	2000000217	9/30/2012	(407.67)
88900000	CAP Move-Settlement	UZ	2000000218	9/30/2012	(8,333.01)
88900000	CAP Move-Settlement	UZ	2000000218	9/30/2012	(374.23)
88900000	CAP Move-Settlement	UZ	2000000218	9/30/2012	(5,511.91)
88900000	CAP Move-Settlement	UZ	2000000221	9/30/2012	(9.41)
88900000	CAP Move-Settlement	UZ	2000000229	9/30/2012	(667.45)
88900000	CAP Move-Settlement	UZ	2000000229	9/30/2012	(158.21)
88900000	CAP Move-Settlement	UZ	2000000229	9/30/2012	(82.55)
88900000	CAP Move-Settlement	UZ	2000000229	9/30/2012	(81.08)
88900000	CAP Move-Settlement	UZ	2000000229	9/30/2012	(375.88)
88900000	CAP Move-Settlement	UZ	2000000229	9/30/2012	(64.40)
88900000	CAP Move-Settlement	UZ	2000000231	9/30/2012	0.13
88900000	CAP Move-Settlement	UZ	2000000231	9/30/2012	(910.60)
88900000	CAP Move-Settlement	UZ	2000000231	9/30/2012	285.76
88900000	CAP Move-Settlement	UZ	2000000231	9/30/2012	(58.16)
88900000	CAP Move-Settlement	UZ	2000000231	9/30/2012	(1,623.04)
88900000	CAP Move-Settlement	UZ	2000000231	9/30/2012	(317.16)
88900000	CAP Move-Settlement	UZ	2000000231	9/30/2012	205.31
88900000	CAP Move-Settlement	UZ	2000000231	9/30/2012	(11.41)
88900000	CAP Move-Settlement	UZ	2000000218	9/30/2012	(0.15)
88900000	CAP Move-Settlement	UZ	2000000218	9/30/2012	(0.11)
88900000	CAP Move-Settlement	UZ	2000000217	9/30/2012	(3,400.24)
88900000	CAP Move-Settlement	UZ	2000000217	9/30/2012	(268.16)
88900000	CAP Move-Settlement	UZ	2000000217	9/30/2012	(5,107.92)
88900000	CAP Move-Settlement	UZ	2000000217	9/30/2012	(8,036.23)
88900000	CAP Move-Settlement	UZ	2000000217	9/30/2012	(349.57)
88900000	CAP Move-Settlement	UZ	2000000218	9/30/2012	346.41
88900000	CAP Move-Settlement	UZ	2000000218	9/30/2012	(290.93)
88900000	CAP Move-Settlement	UZ	2000000220	9/30/2012	(2,950.33)
88900000	CAP Move-Settlement	UZ	2000000220	9/30/2012	(134.73)
88900000	CAP Move-Settlement	UZ	2000000221	9/30/2012	(214.80)
88900000	CAP Move-Settlement	UZ	2000000221	9/30/2012	(520.34)
88900000	CAP Move-Settlement	UZ	2000000221	9/30/2012	(90.40)
88900000	CAP Move-Settlement	UZ	2000000221	9/30/2012	(5.37)
88900000	CAP Move-Settlement	UZ	2000000221	9/30/2012	(927.46)
88900000	CAP Move-Settlement	UZ	2000000229	9/30/2012	(36.80)
88900000	CAP Move-Settlement	UZ	2000000229	9/30/2012	0.07
88900000	CAP Move-Settlement	UZ	2000000229	9/30/2012	(381.40)
88900000	CAP Move-Settlement	UZ	2000000229	9/30/2012	(6.53)
88900000	CAP Move-Settlement	UZ	2000000229	9/30/2012	(181.25)
88900000	CAP Move-Settlement	UZ	2000000231	9/30/2012	117.32
88900000	CAP Move-Settlement	UZ	2000000231	9/30/2012	(46.32)
88900000	CAP Move-Settlement	UZ	2000000231	9/30/2012	163.29
88900000	CAP Move-Settlement	UZ	2000000231	9/30/2012	(47.17)
88900000	CAP Move-Settlement	UZ	2000000231	9/30/2012	(33.24)
88900000	CAP Move-Settlement	UZ	2000000217	9/30/2012	(18.18)
88900000	CAP Move-Settlement	UZ	2000000217	9/30/2012	(31.09)
88900000	CAP Move-Settlement	UZ	2000000217	9/30/2012	(68.63)
88900000	CAP Move-Settlement	UZ	2000000218	9/30/2012	(76.23)
88900000	CAP Move-Settlement	UZ	2000000218	9/30/2012	(604.39)
88900000	CAP Move-Settlement	UZ	2000000218	9/30/2012	71.21
88900000	CAP Move-Settlement	UZ	2000000219	9/30/2012	(52.65)
88900000	CAP Move-Settlement	UZ	2000000221	9/30/2012	(6.23)
88900000	CAP Move-Settlement	UZ	2000000221	9/30/2012	(33.97)
88900000	CAP Move-Settlement	UZ	2000000228	9/30/2012	22.00
88900000	CAP Move-Settlement	UZ	2000000229	9/30/2012	30.62
88900000	CAP Move-Settlement	UZ	2000000229	9/30/2012	0.01
88900000	CAP Move-Settlement	UZ	2000000229	9/30/2012	(173.90)
88900000	CAP Move-Settlement	UZ	2000000229	9/30/2012	(16.95)
88900000	CAP Move-Settlement	UZ	2000000229	9/30/2012	(8.68)
88900000	CAP Move-Settlement	UZ	2000000229	9/30/2012	(6.90)
88900000	CAP Move-Settlement	UZ	2000000231	9/30/2012	(71.53)
88900000	CAP Move-Settlement	UZ	2000000231	9/30/2012	(1.21)
88900000	CAP Move-Settlement	UZ	2000000231	9/30/2012	(40.27)
88900000	CAP Move-Settlement	UZ	2000000231	9/30/2012	(1.01)

Kentucky American Water Company  
Case No. 2012-00520  
Response to PSC DR1, Item 31

Account	Description	Doc Type	Document Number	Posting Date	Amount
88900000	CAP Move-Settlement	UZ	2000000231	9/30/2012	(8.84)
88900000	CAP Move-Settlement	UZ	2000000231	9/30/2012	(97.56)
88900000	CAP Move-Settlement	UZ	2000000217	9/30/2012	(1,828.36)
88900000	CAP Move-Settlement	UZ	2000000217	9/30/2012	(1,828.36)
88900000	CAP Move-Settlement	UZ	2000000218	9/30/2012	(1,828.36)
88900000	CAP Move-Settlement	UZ	2000000218	9/30/2012	2.60
88900000	CAP Move-Settlement	UZ	2000000218	9/30/2012	(4.14)
88900000	CAP Move-Settlement	UZ	2000000217	9/30/2012	4.99
88900000	CAP Move-Settlement	UZ	2000000217	9/30/2012	(4.14)
88900000	CAP Move-Settlement	UZ	2000000217	9/30/2012	5.24
88900000	CAP Move-Settlement	UZ	2000000217	9/30/2012	(4.14)
88900000	CAP Move-Settlement	UZ	2000000217	9/30/2012	0.64
88900000	CAP Move-Settlement	UZ	2000000218	9/30/2012	0.64
88900000	CAP Move-Settlement	UZ	2000000217	9/30/2012	0.64
88900000	CAP Move-Settlement	UZ	2000000218	9/30/2012	(16.79)
88900000	CAP Move-Settlement	UZ	2000000217	9/30/2012	21.79
88900000	CAP Move-Settlement	UZ	2000000217	9/30/2012	0.31
88900000	CAP Move-Settlement	UZ	2000000217	9/30/2012	(45.33)
88900000	CAP Move-Settlement	UZ	2000000217	9/30/2012	21.62
88900000	CAP Move-Settlement	UZ	2000000217	9/30/2012	(71.70)
88900000	CAP Move-Settlement	UZ	2000000217	9/30/2012	(37.72)
88900000	CAP Move-Settlement	UZ	2000000218	9/30/2012	25.34
88900000	CAP Move-Settlement	UZ	2000000218	9/30/2012	40.08
88900000	CAP Move-Settlement	UZ	2000000218	9/30/2012	10.01
88900000	CAP Move-Settlement	UZ	2000000218	9/30/2012	(491.52)
88900000	CAP Move-Settlement	UZ	2000000218	9/30/2012	273.97
88900000	CAP Move-Settlement	UZ	2000000221	9/30/2012	(33.56)
88900000	CAP Move-Settlement	UZ	2000000221	9/30/2012	18.33
88900000	CAP Move-Settlement	UZ	2000000229	9/30/2012	(81.31)
88900000	CAP Move-Settlement	UZ	2000000229	9/30/2012	(7.24)
88900000	CAP Move-Settlement	UZ	2000000229	9/30/2012	(14.13)
88900000	CAP Move-Settlement	UZ	2000000229	9/30/2012	25.51
88900000	CAP Move-Settlement	UZ	2000000229	9/30/2012	(1.02)
88900000	CAP Move-Settlement	UZ	2000000229	9/30/2012	(0.84)
88900000	CAP Move-Settlement	UZ	2000000231	9/30/2012	(5.19)
88900000	CAP Move-Settlement	UZ	2000000231	9/30/2012	0.01
88900000	CAP Move-Settlement	UZ	2000000231	9/30/2012	(28.31)
88900000	CAP Move-Settlement	UZ	2000000231	9/30/2012	(59.60)
88900000	CAP Move-Settlement	UZ	2000000231	9/30/2012	(7.37)
88900000	CAP Move-Settlement	UZ	2000000231	9/30/2012	(5.75)
88900000	CAP Move-Settlement	UZ	2000000231	9/30/2012	(144.91)
88900000	CAP Move-Settlement	UZ	2000000217	9/30/2012	1.78
88900000	CAP Move-Settlement	UZ	2000000217	9/30/2012	(16.45)
88900000	CAP Move-Settlement	UZ	2000000217	9/30/2012	(21.45)
88900000	CAP Move-Settlement	UZ	2000000220	9/30/2012	(1,495.01)
88900000	CAP Move-Settlement	UZ	2000000217	9/30/2012	(3.24)
88900000	CAP Move-Settlement	UZ	2000000218	9/30/2012	7.48
88900000	CAP Move-Settlement	UZ	2000000218	9/30/2012	(4.23)
88900000	CAP Move-Settlement	UZ	2000000220	9/30/2012	(6.21)
88900000	CAP Move-Settlement	UZ	2000000218	9/30/2012	(1,828.36)
88900000	CAP Move-Settlement	UZ	2000000218	9/30/2012	(1,828.36)
88900000	CAP Move-Settlement	UZ	2000000217	9/30/2012	(3.24)
88900000	CAP Move-Settlement	UZ	2000000218	9/30/2012	7.48
88900000	CAP Move-Settlement	UZ	2000000218	9/30/2012	(6.21)
88900000	CAP Move-Settlement	UZ	2000000218	9/30/2012	(4.23)
88900000	CAP Move-Settlement	UZ	2000000217	9/30/2012	(1,825.47)
88900000	CAP Move-Settlement	UZ	2000000218	9/30/2012	(21.44)
88900000	CAP Move-Settlement	UZ	2000000220	9/30/2012	(16.45)
88900000	CAP Move-Settlement	UZ	2000000217	9/30/2012	(27.65)
88900000	CAP Move-Settlement	UZ	2000000220	9/30/2012	(36.04)
88900000	CAP Move-Settlement	UZ	2000000217	9/30/2012	(36.04)
88900000	CAP Move-Settlement	UZ	2000000220	9/30/2012	(27.65)
88900000	CAP Move-Settlement	UZ	2000000217	9/30/2012	(0.39)
88900000	CAP Move-Settlement	UZ	2000000218	9/30/2012	(247.03)
88900000	CAP Move-Settlement	UZ	2000000217	9/30/2012	(0.39)
88900000	CAP Move-Settlement	UZ	2000000220	9/30/2012	(247.03)
88900000	CAP Move-Settlement	UZ	2000000217	9/30/2012	(247.03)
88900000	CAP Move-Settlement	UZ	2000000217	9/30/2012	(0.39)
88900000	CAP Move-Settlement	UZ	2000000217	9/30/2012	(13.19)
88900000	CAP Move-Settlement	UZ	2000000218	9/30/2012	(370.55)
88900000	CAP Move-Settlement	UZ	2000000218	9/30/2012	(0.59)
88900000	CAP Move-Settlement	UZ	2000000219	9/30/2012	(17.20)
88900000	CAP Move-Settlement	UZ	2000000217	9/30/2012	(0.59)
88900000	CAP Move-Settlement	UZ	2000000217	9/30/2012	(13.19)
88900000	CAP Move-Settlement	UZ	2000000217	9/30/2012	(370.55)
88900000	CAP Move-Settlement	UZ	2000000218	9/30/2012	(17.20)
88900000	CAP Move-Settlement	UZ	2000000217	9/30/2012	(3.04)

Kentucky American Water Company  
Case No. 2012-00520  
Response to PSC DR1, Item 31

Account	Description	Doc Type	Document Number	Posting Date	Amount
88900000	CAP Move-Settlement	UZ	2000000217	9/30/2012	(2.68)
88900000	CAP Move-Settlement	UZ	2000000218	9/30/2012	(3.49)
88900000	CAP Move-Settlement	UZ	2000000218	9/30/2012	6.11
88900000	CAP Move-Settlement	UZ	2000000217	9/30/2012	(3,910.00)
88900000	CAP Move-Settlement	UZ	2000000217	9/30/2012	(0.01)
88900000	CAP Move-Settlement	UZ	2000000218	9/30/2012	(26.97)
88900000	CAP Move-Settlement	UZ	2000000220	9/30/2012	(20.69)
88900000	CAP Move-Settlement	UZ	2000000217	9/30/2012	(20.69)
88900000	CAP Move-Settlement	UZ	2000000218	9/30/2012	(26.97)
88900000	CAP Move-Settlement	UZ	2000000217	9/30/2012	7.84
88900000	CAP Move-Settlement	UZ	2000000218	9/30/2012	(17.32)
88900000	CAP Move-Settlement	UZ	2000000218	9/30/2012	(11.14)
88900000	CAP Move-Settlement	UZ	2000000218	9/30/2012	(11.56)
88900000	CAP Move-Settlement	UZ	2000000218	9/30/2012	(319.25)
88900000	CAP Move-Settlement	UZ	2000000221	9/30/2012	0.01
88900000	CAP Move-Settlement	UZ	2000000229	9/30/2012	(3.12)
88900000	CAP Move-Settlement	UZ	2000000229	9/30/2012	(20.13)
88900000	CAP Move-Settlement	UZ	2000000229	9/30/2012	(0.61)
88900000	CAP Move-Settlement	UZ	2000000229	9/30/2012	(4.42)
88900000	CAP Move-Settlement	UZ	2000000229	9/30/2012	(16.99)
88900000	CAP Move-Settlement	UZ	2000000229	9/30/2012	(0.50)
88900000	CAP Move-Settlement	UZ	2000000229	9/30/2012	(35.74)
88900000	CAP Move-Settlement	UZ	2000000231	9/30/2012	(86.96)
88900000	CAP Move-Settlement	UZ	2000000231	9/30/2012	11.00
88900000	CAP Move-Settlement	UZ	2000000231	9/30/2012	(4.34)
88900000	CAP Move-Settlement	UZ	2000000231	9/30/2012	(3.45)
88900000	CAP Move-Settlement	UZ	2000000231	9/30/2012	(48.79)
88900000	CAP Move-Settlement	UZ	2000000231	9/30/2012	(8.47)
88900000	CAP Move-Settlement	UZ	2000000232	9/30/2012	15.31
88900000	CAP Move-Settlement	UZ	2000000217	9/30/2012	(40.06)
88900000	CAP Move-Settlement	UZ	2000000217	9/30/2012	(25.86)
88900000	CAP Move-Settlement	UZ	2000000217	9/30/2012	(589.10)
88900000	CAP Move-Settlement	UZ	2000000217	9/30/2012	(18.48)
88900000	CAP Move-Settlement	UZ	2000000218	9/30/2012	(581.93)
88900000	CAP Move-Settlement	UZ	2000000218	9/30/2012	115.69
88900000	CAP Move-Settlement	UZ	2000000221	9/30/2012	(8.84)
88900000	CAP Move-Settlement	UZ	2000000221	9/30/2012	(173.90)
88900000	CAP Move-Settlement	UZ	2000000221	9/30/2012	(97.56)
88900000	CAP Move-Settlement	UZ	2000000228	9/30/2012	(16.95)
88900000	CAP Move-Settlement	UZ	2000000228	9/30/2012	(6.90)
88900000	CAP Move-Settlement	UZ	2000000229	9/30/2012	0.01
88900000	CAP Move-Settlement	UZ	2000000229	9/30/2012	(6.23)
88900000	CAP Move-Settlement	UZ	2000000229	9/30/2012	(1.21)
88900000	CAP Move-Settlement	UZ	2000000229	9/30/2012	(71.53)
88900000	CAP Move-Settlement	UZ	2000000229	9/30/2012	(8.68)
88900000	CAP Move-Settlement	UZ	2000000229	9/30/2012	(33.97)
88900000	CAP Move-Settlement	UZ	2000000231	9/30/2012	(1.01)
88900000	CAP Move-Settlement	UZ	2000000231	9/30/2012	(40.27)
88900000	CAP Move-Settlement	UZ	2000000231	9/30/2012	22.00
88900000	CAP Move-Settlement	UZ	2000000231	9/30/2012	30.62
88900000	CAP Move-Settlement	UZ	2000000217	9/30/2012	(459.58)
88900000	CAP Move-Settlement	UZ	2000000217	9/30/2012	(412.37)
88900000	CAP Move-Settlement	UZ	2000000217	9/30/2012	(31.60)
88900000	CAP Move-Settlement	UZ	2000000217	9/30/2012	(437.69)
88900000	CAP Move-Settlement	UZ	2000000218	9/30/2012	(7.50)
88900000	CAP Move-Settlement	UZ	2000000218	9/30/2012	(24.17)
88900000	CAP Move-Settlement	UZ	2000000218	9/30/2012	14.75
88900000	CAP Move-Settlement	UZ	2000000228	9/30/2012	(0.82)
88900000	CAP Move-Settlement	UZ	2000000228	9/30/2012	(65.04)
88900000	CAP Move-Settlement	UZ	2000000229	9/30/2012	(11.29)
88900000	CAP Move-Settlement	UZ	2000000229	9/30/2012	(4.60)
88900000	CAP Move-Settlement	UZ	2000000229	9/30/2012	(5.80)
88900000	CAP Move-Settlement	UZ	2000000231	9/30/2012	(22.65)
88900000	CAP Move-Settlement	UZ	2000000231	9/30/2012	(47.67)
88900000	CAP Move-Settlement	UZ	2000000231	9/30/2012	(5.90)
88900000	CAP Move-Settlement	UZ	2000000231	9/30/2012	14.66
88900000	CAP Move-Settlement	UZ	2000000231	9/30/2012	(115.93)
88900000	CAP Move-Settlement	UZ	2000000231	9/30/2012	20.41
88900000	CAP Move-Settlement	UZ	2000000231	9/30/2012	(0.67)
88900000	CAP Move-Settlement	UZ	2000000231	9/30/2012	(26.85)
88900000	CAP Move-Settlement	UZ	2000000231	9/30/2012	(4.15)
88900000	CAP Move-Settlement	UZ	2000000231	9/30/2012	0.01
88900000	CAP Move-Settlement	UZ	2000000217	9/30/2012	(314.10)
88900000	CAP Move-Settlement	UZ	2000000217	9/30/2012	(10.02)
88900000	CAP Move-Settlement	UZ	2000000217	9/30/2012	(8.16)
88900000	CAP Move-Settlement	UZ	2000000217	9/30/2012	(161.25)
88900000	CAP Move-Settlement	UZ	2000000218	9/30/2012	91.85

Kentucky American Water Company  
Case No. 2012-00520  
Response to PSC DR1, Item 31

Account	Description	Doc Type	Document Number	Posting Date	Amount
88900000	CAP Move-Settlement	UZ	2000000218	9/30/2012	184.59
88900000	CAP Move-Settlement	UZ	2000000229	9/30/2012	(5.65)
88900000	CAP Move-Settlement	UZ	2000000229	9/30/2012	(23.84)
88900000	CAP Move-Settlement	UZ	2000000229	9/30/2012	(13.43)
88900000	CAP Move-Settlement	UZ	2000000229	9/30/2012	(11.33)
88900000	CAP Move-Settlement	UZ	2000000229	9/30/2012	(32.52)
88900000	CAP Move-Settlement	UZ	2000000229	9/30/2012	(2.90)
88900000	CAP Move-Settlement	UZ	2000000229	9/30/2012	7.33
88900000	CAP Move-Settlement	UZ	2000000231	9/30/2012	(2.30)
88900000	CAP Move-Settlement	UZ	2000000231	9/30/2012	(57.96)
88900000	CAP Move-Settlement	UZ	2000000231	9/30/2012	(0.34)
88900000	CAP Move-Settlement	UZ	2000000231	9/30/2012	10.21
88900000	CAP Move-Settlement	UZ	2000000231	9/30/2012	(0.39)
88900000	CAP Move-Settlement	UZ	2000000231	9/30/2012	(2.08)
88900000	CAP Move-Settlement	UZ	2000000231	9/30/2012	(2.95)
88900000	CAP Move-Settlement	UZ	2000000217	9/30/2012	(23.97)
88900000	CAP Move-Settlement	UZ	2000000217	9/30/2012	(12.19)
88900000	CAP Move-Settlement	UZ	2000000217	9/30/2012	(397.77)
88900000	CAP Move-Settlement	UZ	2000000218	9/30/2012	(20.53)
88900000	CAP Move-Settlement	UZ	2000000218	9/30/2012	(212.08)
88900000	CAP Move-Settlement	UZ	2000000218	9/30/2012	10.50
88900000	CAP Move-Settlement	UZ	2000000221	9/30/2012	(4.15)
88900000	CAP Move-Settlement	UZ	2000000221	9/30/2012	20.41
88900000	CAP Move-Settlement	UZ	2000000229	9/30/2012	(5.90)
88900000	CAP Move-Settlement	UZ	2000000229	9/30/2012	(26.85)
88900000	CAP Move-Settlement	UZ	2000000229	9/30/2012	(4.60)
88900000	CAP Move-Settlement	UZ	2000000229	9/30/2012	(22.65)
88900000	CAP Move-Settlement	UZ	2000000231	9/30/2012	(47.67)
88900000	CAP Move-Settlement	UZ	2000000231	9/30/2012	14.66
88900000	CAP Move-Settlement	UZ	2000000231	9/30/2012	(11.29)
88900000	CAP Move-Settlement	UZ	2000000231	9/30/2012	(0.67)
88900000	CAP Move-Settlement	UZ	2000000231	9/30/2012	(0.82)
88900000	CAP Move-Settlement	UZ	2000000231	9/30/2012	(5.80)
88900000	CAP Move-Settlement	UZ	2000000231	9/30/2012	(65.04)
88900000	CAP Move-Settlement	UZ	2000000231	9/30/2012	(115.93)
88900000	CAP Move-Settlement	UZ	2000000231	9/30/2012	0.01
88900000	CAP Move-Settlement	UZ	2000000217	9/30/2012	(397.77)
88900000	CAP Move-Settlement	UZ	2000000217	9/30/2012	(12.16)
88900000	CAP Move-Settlement	UZ	2000000218	9/30/2012	(20.52)
88900000	CAP Move-Settlement	UZ	2000000218	9/30/2012	(212.08)
88900000	CAP Move-Settlement	UZ	2000000218	9/30/2012	(23.96)
88900000	CAP Move-Settlement	UZ	2000000218	9/30/2012	10.47
88900000	CAP Move-Settlement	UZ	2000000221	9/30/2012	(26.85)
88900000	CAP Move-Settlement	UZ	2000000221	9/30/2012	(47.67)
88900000	CAP Move-Settlement	UZ	2000000221	9/30/2012	14.66
88900000	CAP Move-Settlement	UZ	2000000229	9/30/2012	(115.93)
88900000	CAP Move-Settlement	UZ	2000000229	9/30/2012	(4.15)
88900000	CAP Move-Settlement	UZ	2000000229	9/30/2012	(5.80)
88900000	CAP Move-Settlement	UZ	2000000229	9/30/2012	20.41
88900000	CAP Move-Settlement	UZ	2000000229	9/30/2012	(4.60)
88900000	CAP Move-Settlement	UZ	2000000231	9/30/2012	(22.65)
88900000	CAP Move-Settlement	UZ	2000000231	9/30/2012	(5.90)
88900000	CAP Move-Settlement	UZ	2000000231	9/30/2012	(11.29)
88900000	CAP Move-Settlement	UZ	2000000231	9/30/2012	(65.04)
88900000	CAP Move-Settlement	UZ	2000000231	9/30/2012	(0.82)
88900000	CAP Move-Settlement	UZ	2000000231	9/30/2012	0.01
88900000	CAP Move-Settlement	UZ	2000000231	9/30/2012	(0.67)
88900000	CAP Move-Settlement	UZ	2000000217	9/30/2012	(23.97)
88900000	CAP Move-Settlement	UZ	2000000217	9/30/2012	(12.19)
88900000	CAP Move-Settlement	UZ	2000000218	9/30/2012	(397.77)
88900000	CAP Move-Settlement	UZ	2000000218	9/30/2012	(20.53)
88900000	CAP Move-Settlement	UZ	2000000218	9/30/2012	(212.08)
88900000	CAP Move-Settlement	UZ	2000000218	9/30/2012	10.76
88900000	CAP Move-Settlement	UZ	2000000221	9/30/2012	(11.29)
88900000	CAP Move-Settlement	UZ	2000000221	9/30/2012	(4.15)
88900000	CAP Move-Settlement	UZ	2000000221	9/30/2012	(0.82)
88900000	CAP Move-Settlement	UZ	2000000229	9/30/2012	20.41
88900000	CAP Move-Settlement	UZ	2000000229	9/30/2012	(22.65)
88900000	CAP Move-Settlement	UZ	2000000229	9/30/2012	(26.85)
88900000	CAP Move-Settlement	UZ	2000000229	9/30/2012	0.01
88900000	CAP Move-Settlement	UZ	2000000229	9/30/2012	(5.80)
88900000	CAP Move-Settlement	UZ	2000000229	9/30/2012	(47.67)
88900000	CAP Move-Settlement	UZ	2000000229	9/30/2012	14.66
88900000	CAP Move-Settlement	UZ	2000000229	9/30/2012	(115.93)
88900000	CAP Move-Settlement	UZ	2000000231	9/30/2012	(4.60)
88900000	CAP Move-Settlement	UZ	2000000231	9/30/2012	(0.67)
88900000	CAP Move-Settlement	UZ	2000000231	9/30/2012	(65.04)

Kentucky American Water Company  
Case No. 2012-00520  
Response to PSC DR1, Item 31

Account	Description	Doc Type	Document Number	Posting Date	Amount
88900000	CAP Move-Settlement	UZ	2000000231	9/30/2012	(5.90)
88900000	CAP Move-Settlement	UZ	2000000217	9/30/2012	(1,438.72)
88900000	CAP Move-Settlement	UZ	2000000217	9/30/2012	(81.47)
88900000	CAP Move-Settlement	UZ	2000000217	9/30/2012	551.76
88900000	CAP Move-Settlement	UZ	2000000217	9/30/2012	4,253.49
88900000	CAP Move-Settlement	UZ	2000000217	9/30/2012	(5,350.17)
88900000	CAP Move-Settlement	UZ	2000000218	9/30/2012	(174.83)
88900000	CAP Move-Settlement	UZ	2000000218	9/30/2012	(2,954.64)
88900000	CAP Move-Settlement	UZ	2000000221	9/30/2012	(22.11)
88900000	CAP Move-Settlement	UZ	2000000221	9/30/2012	76.54
88900000	CAP Move-Settlement	UZ	2000000221	9/30/2012	(100.67)
88900000	CAP Move-Settlement	UZ	2000000221	9/30/2012	(3.06)
88900000	CAP Move-Settlement	UZ	2000000228	9/30/2012	(21.72)
88900000	CAP Move-Settlement	UZ	2000000228	9/30/2012	(15.58)
88900000	CAP Move-Settlement	UZ	2000000229	9/30/2012	(434.74)
88900000	CAP Move-Settlement	UZ	2000000229	9/30/2012	(42.37)
88900000	CAP Move-Settlement	UZ	2000000229	9/30/2012	(17.25)
88900000	CAP Move-Settlement	UZ	2000000229	9/30/2012	54.99
88900000	CAP Move-Settlement	UZ	2000000231	9/30/2012	(178.77)
88900000	CAP Move-Settlement	UZ	2000000231	9/30/2012	(2.52)
88900000	CAP Move-Settlement	UZ	2000000231	9/30/2012	0.03
88900000	CAP Move-Settlement	UZ	2000000231	9/30/2012	(84.95)
88900000	CAP Move-Settlement	UZ	2000000231	9/30/2012	(243.91)
88900000	CAP Move-Settlement	UZ	2000000217	9/30/2012	736.19
88900000	CAP Move-Settlement	UZ	2000000217	9/30/2012	1,988.33
88900000	CAP Move-Settlement	UZ	2000000217	9/30/2012	(6,820.95)
88900000	CAP Move-Settlement	UZ	2000000218	9/30/2012	(1,116.37)
88900000	CAP Move-Settlement	UZ	2000000218	9/30/2012	(5,350.17)
88900000	CAP Move-Settlement	UZ	2000000220	9/30/2012	(83.44)
88900000	CAP Move-Settlement	UZ	2000000220	9/30/2012	(82.54)
88900000	CAP Move-Settlement	UZ	2000000221	9/30/2012	(67.97)
88900000	CAP Move-Settlement	UZ	2000000221	9/30/2012	0.03
88900000	CAP Move-Settlement	UZ	2000000221	9/30/2012	(12.46)
88900000	CAP Move-Settlement	UZ	2000000221	9/30/2012	(143.02)
88900000	CAP Move-Settlement	UZ	2000000229	9/30/2012	61.23
88900000	CAP Move-Settlement	UZ	2000000229	9/30/2012	(17.38)
88900000	CAP Move-Settlement	UZ	2000000229	9/30/2012	(347.79)
88900000	CAP Move-Settlement	UZ	2000000231	9/30/2012	(80.56)
88900000	CAP Move-Settlement	UZ	2000000231	9/30/2012	(13.80)
88900000	CAP Move-Settlement	UZ	2000000231	9/30/2012	(2.02)
88900000	CAP Move-Settlement	UZ	2000000231	9/30/2012	(33.89)
88900000	CAP Move-Settlement	UZ	2000000231	9/30/2012	(195.12)
88900000	CAP Move-Settlement	UZ	2000000231	9/30/2012	(2.44)
88900000	CAP Move-Settlement	UZ	2000000231	9/30/2012	(17.69)
88900000	CAP Move-Settlement	UZ	2000000231	9/30/2012	43.99
88900000	CAP Move-Settlement	UZ	2000000217	9/30/2012	(234.17)
88900000	CAP Move-Settlement	UZ	2000000217	9/30/2012	(5,350.17)
88900000	CAP Move-Settlement	UZ	2000000217	9/30/2012	(3,087.25)
88900000	CAP Move-Settlement	UZ	2000000218	9/30/2012	(8,087.35)
88900000	CAP Move-Settlement	UZ	2000000218	9/30/2012	5,250.22
88900000	CAP Move-Settlement	UZ	2000000218	9/30/2012	517.81
88900000	CAP Move-Settlement	UZ	2000000218	9/30/2012	(149.04)
88900000	CAP Move-Settlement	UZ	2000000221	9/30/2012	120.99
88900000	CAP Move-Settlement	UZ	2000000229	9/30/2012	0.08
88900000	CAP Move-Settlement	UZ	2000000229	9/30/2012	(186.92)
88900000	CAP Move-Settlement	UZ	2000000229	9/30/2012	(393.31)
88900000	CAP Move-Settlement	UZ	2000000229	9/30/2012	(93.22)
88900000	CAP Move-Settlement	UZ	2000000229	9/30/2012	(956.43)
88900000	CAP Move-Settlement	UZ	2000000229	9/30/2012	(48.64)
88900000	CAP Move-Settlement	UZ	2000000231	9/30/2012	(34.27)
88900000	CAP Move-Settlement	UZ	2000000231	9/30/2012	(536.60)
88900000	CAP Move-Settlement	UZ	2000000231	9/30/2012	(47.78)
88900000	CAP Move-Settlement	UZ	2000000231	9/30/2012	168.39
88900000	CAP Move-Settlement	UZ	2000000231	9/30/2012	(6.72)
88900000	CAP Move-Settlement	UZ	2000000231	9/30/2012	(221.49)
88900000	CAP Move-Settlement	UZ	2000000231	9/30/2012	(37.95)
88900000	CAP Move-Settlement	UZ	2000000231	9/30/2012	(5.54)
88900000	CAP Move-Settlement	UZ	2000000217	9/30/2012	(37.45)
88900000	CAP Move-Settlement	UZ	2000000217	9/30/2012	(462.74)
88900000	CAP Move-Settlement	UZ	2000000217	9/30/2012	(19.01)
88900000	CAP Move-Settlement	UZ	2000000218	9/30/2012	(26.36)
88900000	CAP Move-Settlement	UZ	2000000218	9/30/2012	10.49
88900000	CAP Move-Settlement	UZ	2000000221	9/30/2012	18.33
88900000	CAP Move-Settlement	UZ	2000000221	9/30/2012	(14.13)
88900000	CAP Move-Settlement	UZ	2000000221	9/30/2012	(81.31)
88900000	CAP Move-Settlement	UZ	2000000229	9/30/2012	(5.75)
88900000	CAP Move-Settlement	UZ	2000000229	9/30/2012	(144.91)



Kentucky American Water Company  
Case No. 2012-00520  
Response to PSC DR1, Item 31

Account	Description	Doc Type	Document Number	Posting Date	Amount
88900000	CAP Move-Settlement	UZ	2000000229	9/30/2012	(59.60)
88900000	CAP Move-Settlement	UZ	2000000229	9/30/2012	(5.19)
88900000	CAP Move-Settlement	UZ	2000000229	9/30/2012	(0.84)
88900000	CAP Move-Settlement	UZ	2000000229	9/30/2012	(1.02)
88900000	CAP Move-Settlement	UZ	2000000229	9/30/2012	(7.37)
88900000	CAP Move-Settlement	UZ	2000000229	9/30/2012	(7.24)
88900000	CAP Move-Settlement	UZ	2000000231	9/30/2012	25.51
88900000	CAP Move-Settlement	UZ	2000000231	9/30/2012	(33.56)
88900000	CAP Move-Settlement	UZ	2000000231	9/30/2012	(28.31)
88900000	CAP Move-Settlement	UZ	2000000231	9/30/2012	0.01
88900000	CAP Move-Settlement	UZ	2000000217	9/30/2012	10.41
88900000	CAP Move-Settlement	UZ	2000000217	9/30/2012	(24.13)
88900000	CAP Move-Settlement	UZ	2000000217	9/30/2012	(58.09)
88900000	CAP Move-Settlement	UZ	2000000218	9/30/2012	(437.18)
88900000	CAP Move-Settlement	UZ	2000000218	9/30/2012	(17.32)
88900000	CAP Move-Settlement	UZ	2000000221	9/30/2012	(28.31)
88900000	CAP Move-Settlement	UZ	2000000221	9/30/2012	18.33
88900000	CAP Move-Settlement	UZ	2000000229	9/30/2012	(59.60)
88900000	CAP Move-Settlement	UZ	2000000229	9/30/2012	25.51
88900000	CAP Move-Settlement	UZ	2000000229	9/30/2012	(14.13)
88900000	CAP Move-Settlement	UZ	2000000229	9/30/2012	(5.19)
88900000	CAP Move-Settlement	UZ	2000000229	9/30/2012	(33.56)
88900000	CAP Move-Settlement	UZ	2000000231	9/30/2012	(7.24)
88900000	CAP Move-Settlement	UZ	2000000231	9/30/2012	(7.37)
88900000	CAP Move-Settlement	UZ	2000000231	9/30/2012	(0.84)
88900000	CAP Move-Settlement	UZ	2000000231	9/30/2012	(144.91)
88900000	CAP Move-Settlement	UZ	2000000231	9/30/2012	0.01
88900000	CAP Move-Settlement	UZ	2000000231	9/30/2012	(81.31)
88900000	CAP Move-Settlement	UZ	2000000231	9/30/2012	(1.02)
88900000	CAP Move-Settlement	UZ	2000000231	9/30/2012	(5.75)
88900000	CAP Move-Settlement	UZ	2000000217	9/30/2012	(10.75)
88900000	CAP Move-Settlement	UZ	2000000217	9/30/2012	(2.21)
88900000	CAP Move-Settlement	UZ	2000000217	9/30/2012	(2.39)
88900000	CAP Move-Settlement	UZ	2000000218	9/30/2012	(153.03)
88900000	CAP Move-Settlement	UZ	2000000218	9/30/2012	3.83
88900000	CAP Move-Settlement	UZ	2000000221	9/30/2012	(0.39)
88900000	CAP Move-Settlement	UZ	2000000229	9/30/2012	10.21
88900000	CAP Move-Settlement	UZ	2000000229	9/30/2012	(2.90)
88900000	CAP Move-Settlement	UZ	2000000229	9/30/2012	(0.34)
88900000	CAP Move-Settlement	UZ	2000000229	9/30/2012	(23.84)
88900000	CAP Move-Settlement	UZ	2000000231	9/30/2012	(32.52)
88900000	CAP Move-Settlement	UZ	2000000231	9/30/2012	(57.96)
88900000	CAP Move-Settlement	UZ	2000000231	9/30/2012	(11.33)
88900000	CAP Move-Settlement	UZ	2000000231	9/30/2012	(2.08)
88900000	CAP Move-Settlement	UZ	2000000231	9/30/2012	(13.43)
88900000	CAP Move-Settlement	UZ	2000000231	9/30/2012	(5.65)
88900000	CAP Move-Settlement	UZ	2000000231	9/30/2012	(2.30)
88900000	CAP Move-Settlement	UZ	2000000231	9/30/2012	7.33
88900000	CAP Move-Settlement	UZ	2000000231	9/30/2012	(2.95)
88900000	CAP Move-Settlement	UZ	2000000218	9/30/2012	(48.79)
88900000	CAP Move-Settlement	UZ	2000000218	9/30/2012	11.15
88900000	CAP Move-Settlement	UZ	2000000218	9/30/2012	8.97
88900000	CAP Move-Settlement	UZ	2000000218	9/30/2012	280.35
88900000	CAP Move-Settlement	UZ	2000000217	9/30/2012	(3,833.33)
88900000	CAP Move-Settlement	UZ	2000000217	9/30/2012	(71.44)
88900000	CAP Move-Settlement	UZ	2000000217	9/30/2012	0.98
88900000	CAP Move-Settlement	UZ	2000000218	9/30/2012	155.53
88900000	CAP Move-Settlement	UZ	2000000218	9/30/2012	(7.84)
88900000	CAP Move-Settlement	UZ	2000000218	9/30/2012	0.35
88900000	CAP Move-Settlement	UZ	2000000228	9/30/2012	(5.67)
88900000	CAP Move-Settlement	UZ	2000000229	9/30/2012	(1.04)
88900000	CAP Move-Settlement	UZ	2000000229	9/30/2012	(11.92)
88900000	CAP Move-Settlement	UZ	2000000229	9/30/2012	(1.47)
88900000	CAP Move-Settlement	UZ	2000000229	9/30/2012	3.67
88900000	CAP Move-Settlement	UZ	2000000229	9/30/2012	(1.15)
88900000	CAP Move-Settlement	UZ	2000000229	9/30/2012	(0.21)
88900000	CAP Move-Settlement	UZ	2000000229	9/30/2012	(2.83)
88900000	CAP Move-Settlement	UZ	2000000229	9/30/2012	(16.25)
88900000	CAP Move-Settlement	UZ	2000000231	9/30/2012	(28.99)
88900000	CAP Move-Settlement	UZ	2000000231	9/30/2012	(6.70)
88900000	CAP Move-Settlement	UZ	2000000231	9/30/2012	(0.17)
88900000	CAP Move-Settlement	UZ	2000000231	9/30/2012	5.10
88900000	CAP Move-Settlement	UZ	2000000231	9/30/2012	(1.44)
88900000	CAP Move-Settlement	UZ	2000000217	9/30/2012	164.87
88900000	CAP Move-Settlement	UZ	2000000217	9/30/2012	(42.88)
88900000	CAP Move-Settlement	UZ	2000000218	9/30/2012	(1,462.83)
88900000	CAP Move-Settlement	UZ	2000000218	9/30/2012	(28.93)

Kentucky American Water Company  
Case No. 2012-00520  
Response to PSC DR1, Item 31

Account	Description	Doc Type	Document Number	Posting Date	Amount
88900000	CAP Move-Settlement	UZ	2000000218	9/30/2012	(482.90)
88900000	CAP Move-Settlement	UZ	2000000220	9/30/2012	0.35
88900000	CAP Move-Settlement	UZ	2000000221	9/30/2012	(81.31)
88900000	CAP Move-Settlement	UZ	2000000221	9/30/2012	(7.37)
88900000	CAP Move-Settlement	UZ	2000000221	9/30/2012	(5.19)
88900000	CAP Move-Settlement	UZ	2000000229	9/30/2012	(0.84)
88900000	CAP Move-Settlement	UZ	2000000229	9/30/2012	18.33
88900000	CAP Move-Settlement	UZ	2000000229	9/30/2012	0.01
88900000	CAP Move-Settlement	UZ	2000000229	9/30/2012	25.51
88900000	CAP Move-Settlement	UZ	2000000229	9/30/2012	(14.13)
88900000	CAP Move-Settlement	UZ	2000000231	9/30/2012	(33.56)
88900000	CAP Move-Settlement	UZ	2000000231	9/30/2012	(59.60)
88900000	CAP Move-Settlement	UZ	2000000231	9/30/2012	(1.02)
88900000	CAP Move-Settlement	UZ	2000000231	9/30/2012	(144.91)
88900000	CAP Move-Settlement	UZ	2000000231	9/30/2012	(28.31)
88900000	CAP Move-Settlement	UZ	2000000231	9/30/2012	(5.75)
88900000	CAP Move-Settlement	UZ	2000000231	9/30/2012	(7.24)
88900000	CAP Move-Settlement	UZ	2000000217	9/30/2012	(5.75)
88900000	CAP Move-Settlement	UZ	2000000217	9/30/2012	0.35
88900000	CAP Move-Settlement	UZ	2000000218	9/30/2012	(4,138.29)
88900000	CAP Move-Settlement	UZ	2000000218	9/30/2012	155.38
88900000	CAP Move-Settlement	UZ	2000000218	9/30/2012	(155.65)
88900000	CAP Move-Settlement	UZ	2000000218	9/30/2012	(8.16)
88900000	CAP Move-Settlement	UZ	2000000221	9/30/2012	(13.43)
88900000	CAP Move-Settlement	UZ	2000000221	9/30/2012	(32.52)
88900000	CAP Move-Settlement	UZ	2000000221	9/30/2012	(0.34)
88900000	CAP Move-Settlement	UZ	2000000221	9/30/2012	(5.65)
88900000	CAP Move-Settlement	UZ	2000000221	9/30/2012	(11.33)
88900000	CAP Move-Settlement	UZ	2000000229	9/30/2012	7.33
88900000	CAP Move-Settlement	UZ	2000000229	9/30/2012	(2.30)
88900000	CAP Move-Settlement	UZ	2000000229	9/30/2012	10.21
88900000	CAP Move-Settlement	UZ	2000000229	9/30/2012	(2.90)
88900000	CAP Move-Settlement	UZ	2000000231	9/30/2012	(57.96)
88900000	CAP Move-Settlement	UZ	2000000231	9/30/2012	(0.39)
88900000	CAP Move-Settlement	UZ	2000000231	9/30/2012	(2.08)
88900000	CAP Move-Settlement	UZ	2000000231	9/30/2012	(23.84)
88900000	CAP Move-Settlement	UZ	2000000231	9/30/2012	(2.95)
88900000	CAP Move-Settlement	UZ	2000000217	9/30/2012	(589.10)
88900000	CAP Move-Settlement	UZ	2000000217	9/30/2012	115.79
88900000	CAP Move-Settlement	UZ	2000000217	9/30/2012	(24.51)
88900000	CAP Move-Settlement	UZ	2000000217	9/30/2012	(36.44)
88900000	CAP Move-Settlement	UZ	2000000218	9/30/2012	(15.80)
88900000	CAP Move-Settlement	UZ	2000000218	9/30/2012	(545.53)
88900000	CAP Move-Settlement	UZ	2000000221	9/30/2012	(71.53)
88900000	CAP Move-Settlement	UZ	2000000221	9/30/2012	(1.21)
88900000	CAP Move-Settlement	UZ	2000000221	9/30/2012	(6.90)
88900000	CAP Move-Settlement	UZ	2000000221	9/30/2012	(97.56)
88900000	CAP Move-Settlement	UZ	2000000228	9/30/2012	(1.01)
88900000	CAP Move-Settlement	UZ	2000000229	9/30/2012	30.62
88900000	CAP Move-Settlement	UZ	2000000229	9/30/2012	(173.90)
88900000	CAP Move-Settlement	UZ	2000000229	9/30/2012	0.01
88900000	CAP Move-Settlement	UZ	2000000229	9/30/2012	(6.23)
88900000	CAP Move-Settlement	UZ	2000000231	9/30/2012	(8.84)
88900000	CAP Move-Settlement	UZ	2000000231	9/30/2012	(40.27)
88900000	CAP Move-Settlement	UZ	2000000231	9/30/2012	(16.95)
88900000	CAP Move-Settlement	UZ	2000000231	9/30/2012	22.00
88900000	CAP Move-Settlement	UZ	2000000231	9/30/2012	(33.97)
88900000	CAP Move-Settlement	UZ	2000000231	9/30/2012	(8.68)
88900000	CAP Move-Settlement	UZ	2000000217	9/30/2012	(140.96)
88900000	CAP Move-Settlement	UZ	2000000217	9/30/2012	(1,593.04)
88900000	CAP Move-Settlement	UZ	2000000218	9/30/2012	(14.81)
88900000	CAP Move-Settlement	UZ	2000000218	9/30/2012	(209.07)
88900000	CAP Move-Settlement	UZ	2000000218	9/30/2012	(13.50)
88900000	CAP Move-Settlement	UZ	2000000220	9/30/2012	5.56
88900000	CAP Move-Settlement	UZ	2000000221	9/30/2012	(2.95)
88900000	CAP Move-Settlement	UZ	2000000221	9/30/2012	(0.39)
88900000	CAP Move-Settlement	UZ	2000000221	9/30/2012	(11.33)
88900000	CAP Move-Settlement	UZ	2000000228	9/30/2012	(2.90)
88900000	CAP Move-Settlement	UZ	2000000228	9/30/2012	10.21
88900000	CAP Move-Settlement	UZ	2000000229	9/30/2012	(23.84)
88900000	CAP Move-Settlement	UZ	2000000229	9/30/2012	(5.65)
88900000	CAP Move-Settlement	UZ	2000000229	9/30/2012	(13.43)
88900000	CAP Move-Settlement	UZ	2000000229	9/30/2012	(0.34)
88900000	CAP Move-Settlement	UZ	2000000231	9/30/2012	7.33
88900000	CAP Move-Settlement	UZ	2000000231	9/30/2012	(2.30)
88900000	CAP Move-Settlement	UZ	2000000231	9/30/2012	(32.52)
88900000	CAP Move-Settlement	UZ	2000000231	9/30/2012	(57.96)

Kentucky American Water Company  
Case No. 2012-00520  
Response to PSC DR1, Item 31

Account	Description	Doc Type	Document Number	Posting Date	Amount
88900000	CAP Move-Settlement	UZ	2000000231	9/30/2012	(2.08)
88900000	CAP Move-Settlement	UZ	2000000217	9/30/2012	(18.84)
88900000	CAP Move-Settlement	UZ	2000000217	9/30/2012	4.17
88900000	CAP Move-Settlement	UZ	2000000217	9/30/2012	(23.78)
88900000	CAP Move-Settlement	UZ	2000000217	9/30/2012	(338.22)
88900000	CAP Move-Settlement	UZ	2000000217	9/30/2012	(140.96)
88900000	CAP Move-Settlement	UZ	2000000218	9/30/2012	(1,599.77)
88900000	CAP Move-Settlement	UZ	2000000221	9/30/2012	(65.04)
88900000	CAP Move-Settlement	UZ	2000000221	9/30/2012	(22.65)
88900000	CAP Move-Settlement	UZ	2000000221	9/30/2012	(0.82)
88900000	CAP Move-Settlement	UZ	2000000229	9/30/2012	(26.85)
88900000	CAP Move-Settlement	UZ	2000000229	9/30/2012	(5.90)
88900000	CAP Move-Settlement	UZ	2000000229	9/30/2012	(4.15)
88900000	CAP Move-Settlement	UZ	2000000229	9/30/2012	(4.60)
88900000	CAP Move-Settlement	UZ	2000000229	9/30/2012	14.66
88900000	CAP Move-Settlement	UZ	2000000229	9/30/2012	(0.67)
88900000	CAP Move-Settlement	UZ	2000000229	9/30/2012	0.01
88900000	CAP Move-Settlement	UZ	2000000229	9/30/2012	(5.80)
88900000	CAP Move-Settlement	UZ	2000000231	9/30/2012	(115.93)
88900000	CAP Move-Settlement	UZ	2000000231	9/30/2012	(11.29)
88900000	CAP Move-Settlement	UZ	2000000231	9/30/2012	(47.67)
88900000	CAP Move-Settlement	UZ	2000000231	9/30/2012	20.41
88900000	CAP Move-Settlement	UZ	2000000217	9/30/2012	(13.96)
88900000	CAP Move-Settlement	UZ	2000000218	9/30/2012	6.22
88900000	CAP Move-Settlement	UZ	2000000218	9/30/2012	(1,596.24)
88900000	CAP Move-Settlement	UZ	2000000218	9/30/2012	(208.57)
88900000	CAP Move-Settlement	UZ	2000000218	9/30/2012	(140.96)
88900000	CAP Move-Settlement	UZ	2000000218	9/30/2012	(13.52)
88900000	CAP Move-Settlement	UZ	2000000221	9/30/2012	7.33
88900000	CAP Move-Settlement	UZ	2000000221	9/30/2012	(0.39)
88900000	CAP Move-Settlement	UZ	2000000229	9/30/2012	(23.84)
88900000	CAP Move-Settlement	UZ	2000000229	9/30/2012	(13.43)
88900000	CAP Move-Settlement	UZ	2000000229	9/30/2012	(57.96)
88900000	CAP Move-Settlement	UZ	2000000229	9/30/2012	(2.95)
88900000	CAP Move-Settlement	UZ	2000000229	9/30/2012	(5.65)
88900000	CAP Move-Settlement	UZ	2000000229	9/30/2012	(2.08)
88900000	CAP Move-Settlement	UZ	2000000229	9/30/2012	(2.90)
88900000	CAP Move-Settlement	UZ	2000000231	9/30/2012	(32.52)
88900000	CAP Move-Settlement	UZ	2000000231	9/30/2012	(2.30)
88900000	CAP Move-Settlement	UZ	2000000231	9/30/2012	10.21
88900000	CAP Move-Settlement	UZ	2000000231	9/30/2012	(11.33)
88900000	CAP Move-Settlement	UZ	2000000231	9/30/2012	(0.34)
88900000	CAP Move-Settlement	UZ	2000000217	9/30/2012	(188.99)
88900000	CAP Move-Settlement	UZ	2000000217	9/30/2012	(13.95)
88900000	CAP Move-Settlement	UZ	2000000217	9/30/2012	172.21
88900000	CAP Move-Settlement	UZ	2000000218	9/30/2012	(16.35)
88900000	CAP Move-Settlement	UZ	2000000218	9/30/2012	(7.80)
88900000	CAP Move-Settlement	UZ	2000000218	9/30/2012	(0.72)
88900000	CAP Move-Settlement	UZ	2000000221	9/30/2012	(5.65)
88900000	CAP Move-Settlement	UZ	2000000229	9/30/2012	(57.96)
88900000	CAP Move-Settlement	UZ	2000000229	9/30/2012	(2.95)
88900000	CAP Move-Settlement	UZ	2000000229	9/30/2012	(0.34)
88900000	CAP Move-Settlement	UZ	2000000229	9/30/2012	(0.39)
88900000	CAP Move-Settlement	UZ	2000000229	9/30/2012	(2.90)
88900000	CAP Move-Settlement	UZ	2000000229	9/30/2012	(11.33)
88900000	CAP Move-Settlement	UZ	2000000229	9/30/2012	(23.84)
88900000	CAP Move-Settlement	UZ	2000000231	9/30/2012	7.33
88900000	CAP Move-Settlement	UZ	2000000231	9/30/2012	(13.43)
88900000	CAP Move-Settlement	UZ	2000000231	9/30/2012	(32.52)
88900000	CAP Move-Settlement	UZ	2000000231	9/30/2012	10.21
88900000	CAP Move-Settlement	UZ	2000000231	9/30/2012	(2.30)
88900000	CAP Move-Settlement	UZ	2000000231	9/30/2012	(2.08)
88900000	CAP Move-Settlement	UZ	2000000217	9/30/2012	(11.38)
88900000	CAP Move-Settlement	UZ	2000000217	9/30/2012	(34.53)
88900000	CAP Move-Settlement	UZ	2000000217	9/30/2012	(536.94)
88900000	CAP Move-Settlement	UZ	2000000217	9/30/2012	(9.47)
88900000	CAP Move-Settlement	UZ	2000000218	9/30/2012	1,473.50
88900000	CAP Move-Settlement	UZ	2000000218	9/30/2012	186.14
88900000	CAP Move-Settlement	UZ	2000000221	9/30/2012	(40.27)
88900000	CAP Move-Settlement	UZ	2000000221	9/30/2012	0.01
88900000	CAP Move-Settlement	UZ	2000000228	9/30/2012	(71.53)
88900000	CAP Move-Settlement	UZ	2000000229	9/30/2012	(8.84)
88900000	CAP Move-Settlement	UZ	2000000229	9/30/2012	(173.90)
88900000	CAP Move-Settlement	UZ	2000000229	9/30/2012	22.00
88900000	CAP Move-Settlement	UZ	2000000229	9/30/2012	(8.68)
88900000	CAP Move-Settlement	UZ	2000000229	9/30/2012	(1.01)
88900000	CAP Move-Settlement	UZ	2000000229	9/30/2012	(33.97)

Kentucky American Water Company  
Case No. 2012-00520  
Response to PSC DR1, Item 31

Account	Description	Doc Type	Document Number	Posting Date	Amount
88900000	CAP Move-Settlement	UZ	2000000229	9/30/2012	(6.23)
88900000	CAP Move-Settlement	UZ	2000000229	9/30/2012	30.62
88900000	CAP Move-Settlement	UZ	2000000231	9/30/2012	(6.90)
88900000	CAP Move-Settlement	UZ	2000000231	9/30/2012	(97.56)
88900000	CAP Move-Settlement	UZ	2000000231	9/30/2012	(16.95)
88900000	CAP Move-Settlement	UZ	2000000231	9/30/2012	(1.21)
88900000	CAP Move-Settlement	UZ	2000000217	9/30/2012	0.28
88900000	CAP Move-Settlement	UZ	2000000217	9/30/2012	11.20
88900000	CAP Move-Settlement	UZ	2000000217	9/30/2012	37.84
88900000	CAP Move-Settlement	UZ	2000000218	9/30/2012	1.87
88900000	CAP Move-Settlement	UZ	2000000218	9/30/2012	0.84
88900000	CAP Move-Settlement	UZ	2000000218	9/30/2012	53.72
88900000	CAP Move-Settlement	UZ	2000000218	9/30/2012	(448.35)
88900000	CAP Move-Settlement	UZ	2000000217	9/30/2012	12.16
88900000	CAP Move-Settlement	UZ	2000000218	9/30/2012	13.06
88900000	CAP Move-Settlement	UZ	2000000218	9/30/2012	59.65
88900000	CAP Move-Settlement	UZ	2000000218	9/30/2012	13.31
88900000	CAP Move-Settlement	UZ	2000000218	9/30/2012	(448.35)
88900000	CAP Move-Settlement	UZ	2000000218	9/30/2012	147.00
88900000	CAP Move-Settlement	UZ	2000000217	9/30/2012	11.95
88900000	CAP Move-Settlement	UZ	2000000217	9/30/2012	(448.35)
88900000	CAP Move-Settlement	UZ	2000000217	9/30/2012	2.17
88900000	CAP Move-Settlement	UZ	2000000217	9/30/2012	57.15
88900000	CAP Move-Settlement	UZ	2000000217	9/30/2012	86.60
88900000	CAP Move-Settlement	UZ	2000000218	9/30/2012	6.50
88900000	CAP Move-Settlement	UZ	2000000217	9/30/2012	(6.09)
88900000	CAP Move-Settlement	UZ	2000000217	9/30/2012	107.64
88900000	CAP Move-Settlement	UZ	2000000217	9/30/2012	(2,632.94)
88900000	CAP Move-Settlement	UZ	2000000218	9/30/2012	(132.90)
88900000	CAP Move-Settlement	UZ	2000000218	9/30/2012	(8.11)
88900000	CAP Move-Settlement	UZ	2000000220	9/30/2012	184.59
88900000	CAP Move-Settlement	UZ	2000000221	9/30/2012	(1.47)
88900000	CAP Move-Settlement	UZ	2000000229	9/30/2012	(1.44)
88900000	CAP Move-Settlement	UZ	2000000229	9/30/2012	(16.25)
88900000	CAP Move-Settlement	UZ	2000000229	9/30/2012	(11.92)
88900000	CAP Move-Settlement	UZ	2000000229	9/30/2012	(2.83)
88900000	CAP Move-Settlement	UZ	2000000229	9/30/2012	(6.70)
88900000	CAP Move-Settlement	UZ	2000000231	9/30/2012	(28.99)
88900000	CAP Move-Settlement	UZ	2000000231	9/30/2012	(5.67)
88900000	CAP Move-Settlement	UZ	2000000231	9/30/2012	(0.21)
88900000	CAP Move-Settlement	UZ	2000000231	9/30/2012	5.10
88900000	CAP Move-Settlement	UZ	2000000231	9/30/2012	(0.17)
88900000	CAP Move-Settlement	UZ	2000000231	9/30/2012	3.67
88900000	CAP Move-Settlement	UZ	2000000231	9/30/2012	(1.15)
88900000	CAP Move-Settlement	UZ	2000000231	9/30/2012	(1.04)
88900000	CAP Move-Settlement	UZ	2000000217	9/30/2012	(8.06)
88900000	CAP Move-Settlement	UZ	2000000217	9/30/2012	(9.75)
88900000	CAP Move-Settlement	UZ	2000000217	9/30/2012	(161.25)
88900000	CAP Move-Settlement	UZ	2000000218	9/30/2012	184.59
88900000	CAP Move-Settlement	UZ	2000000218	9/30/2012	106.54
88900000	CAP Move-Settlement	UZ	2000000218	9/30/2012	(314.09)
88900000	CAP Move-Settlement	UZ	2000000221	9/30/2012	7.33
88900000	CAP Move-Settlement	UZ	2000000221	9/30/2012	(13.43)
88900000	CAP Move-Settlement	UZ	2000000228	9/30/2012	(2.95)
88900000	CAP Move-Settlement	UZ	2000000229	9/30/2012	(2.30)
88900000	CAP Move-Settlement	UZ	2000000229	9/30/2012	(2.08)
88900000	CAP Move-Settlement	UZ	2000000229	9/30/2012	(57.96)
88900000	CAP Move-Settlement	UZ	2000000229	9/30/2012	(32.52)
88900000	CAP Move-Settlement	UZ	2000000229	9/30/2012	(5.65)
88900000	CAP Move-Settlement	UZ	2000000229	9/30/2012	10.21
88900000	CAP Move-Settlement	UZ	2000000229	9/30/2012	(0.34)
88900000	CAP Move-Settlement	UZ	2000000229	9/30/2012	(23.84)
88900000	CAP Move-Settlement	UZ	2000000231	9/30/2012	(11.33)
88900000	CAP Move-Settlement	UZ	2000000231	9/30/2012	(0.39)
88900000	CAP Move-Settlement	UZ	2000000231	9/30/2012	(2.90)
88900000	CAP Move-Settlement	UZ	2000000217	9/30/2012	(24.14)
88900000	CAP Move-Settlement	UZ	2000000217	9/30/2012	(35.66)
88900000	CAP Move-Settlement	UZ	2000000218	9/30/2012	115.42
88900000	CAP Move-Settlement	UZ	2000000218	9/30/2012	(534.69)
88900000	CAP Move-Settlement	UZ	2000000218	9/30/2012	(589.10)
88900000	CAP Move-Settlement	UZ	2000000218	9/30/2012	(15.62)
88900000	CAP Move-Settlement	UZ	2000000221	9/30/2012	(71.53)
88900000	CAP Move-Settlement	UZ	2000000221	9/30/2012	(1.01)
88900000	CAP Move-Settlement	UZ	2000000221	9/30/2012	(8.84)
88900000	CAP Move-Settlement	UZ	2000000221	9/30/2012	(173.90)
88900000	CAP Move-Settlement	UZ	2000000221	9/30/2012	(33.97)
88900000	CAP Move-Settlement	UZ	2000000228	9/30/2012	(97.56)

Kentucky American Water Company  
Case No. 2012-00520  
Response to PSC DR1, Item 31

Account	Description	Doc Type	Document Number	Posting Date	Amount
88900000	CAP Move-Settlement	UZ	2000000229	9/30/2012	(8.68)
88900000	CAP Move-Settlement	UZ	2000000229	9/30/2012	22.00
88900000	CAP Move-Settlement	UZ	2000000229	9/30/2012	(1.21)
88900000	CAP Move-Settlement	UZ	2000000229	9/30/2012	(40.27)
88900000	CAP Move-Settlement	UZ	2000000231	9/30/2012	(16.95)
88900000	CAP Move-Settlement	UZ	2000000231	9/30/2012	30.62
88900000	CAP Move-Settlement	UZ	2000000231	9/30/2012	0.01
88900000	CAP Move-Settlement	UZ	2000000231	9/30/2012	(6.90)
88900000	CAP Move-Settlement	UZ	2000000231	9/30/2012	(6.23)
88900000	CAP Move-Settlement	UZ	2000000217	9/30/2012	18.41
88900000	CAP Move-Settlement	UZ	2000000217	9/30/2012	(598.23)
88900000	CAP Move-Settlement	UZ	2000000218	9/30/2012	(7.48)
88900000	CAP Move-Settlement	UZ	2000000218	9/30/2012	(7.44)
88900000	CAP Move-Settlement	UZ	2000000218	9/30/2012	(409.43)
88900000	CAP Move-Settlement	UZ	2000000218	9/30/2012	(23.48)
88900000	CAP Move-Settlement	UZ	2000000221	9/30/2012	(47.67)
88900000	CAP Move-Settlement	UZ	2000000221	9/30/2012	(4.15)
88900000	CAP Move-Settlement	UZ	2000000229	9/30/2012	(22.65)
88900000	CAP Move-Settlement	UZ	2000000229	9/30/2012	(65.04)
88900000	CAP Move-Settlement	UZ	2000000229	9/30/2012	(5.90)
88900000	CAP Move-Settlement	UZ	2000000229	9/30/2012	(115.93)
88900000	CAP Move-Settlement	UZ	2000000229	9/30/2012	(4.60)
88900000	CAP Move-Settlement	UZ	2000000229	9/30/2012	(0.67)
88900000	CAP Move-Settlement	UZ	2000000229	9/30/2012	14.66
88900000	CAP Move-Settlement	UZ	2000000231	9/30/2012	(26.85)
88900000	CAP Move-Settlement	UZ	2000000231	9/30/2012	(0.82)
88900000	CAP Move-Settlement	UZ	2000000231	9/30/2012	(11.29)
88900000	CAP Move-Settlement	UZ	2000000231	9/30/2012	0.01
88900000	CAP Move-Settlement	UZ	2000000231	9/30/2012	20.41
88900000	CAP Move-Settlement	UZ	2000000231	9/30/2012	(5.80)
88900000	CAP Move-Settlement	UZ	2000000217	9/30/2012	(155.47)
88900000	CAP Move-Settlement	UZ	2000000217	9/30/2012	(3.88)
88900000	CAP Move-Settlement	UZ	2000000218	9/30/2012	10.28
88900000	CAP Move-Settlement	UZ	2000000218	9/30/2012	(2.80)
88900000	CAP Move-Settlement	UZ	2000000218	9/30/2012	(0.85)
88900000	CAP Move-Settlement	UZ	2000000221	9/30/2012	2.17
88900000	CAP Move-Settlement	UZ	2000000229	9/30/2012	0.03
88900000	CAP Move-Settlement	UZ	2000000229	9/30/2012	(1.81)
88900000	CAP Move-Settlement	UZ	2000000229	9/30/2012	1.63
88900000	CAP Move-Settlement	UZ	2000000229	9/30/2012	(25.05)
88900000	CAP Move-Settlement	UZ	2000000229	9/30/2012	(12.46)
88900000	CAP Move-Settlement	UZ	2000000229	9/30/2012	(23.71)
88900000	CAP Move-Settlement	UZ	2000000229	9/30/2012	(12.63)
88900000	CAP Move-Settlement	UZ	2000000229	9/30/2012	(12.74)
88900000	CAP Move-Settlement	UZ	2000000229	9/30/2012	(7.15)
88900000	CAP Move-Settlement	UZ	2000000229	9/30/2012	(16.26)
88900000	CAP Move-Settlement	UZ	2000000231	9/30/2012	(2.76)
88900000	CAP Move-Settlement	UZ	2000000231	9/30/2012	0.43
88900000	CAP Move-Settlement	UZ	2000000231	9/30/2012	(4.07)
88900000	CAP Move-Settlement	UZ	2000000231	9/30/2012	(0.47)
88900000	CAP Move-Settlement	UZ	2000000231	9/30/2012	(6.61)
88900000	CAP Move-Settlement	UZ	2000000231	9/30/2012	0.01
88900000	CAP Move-Settlement	UZ	2000000218	9/30/2012	4.74
88900000	CAP Move-Settlement	UZ	2000000217	9/30/2012	(155.47)
88900000	CAP Move-Settlement	UZ	2000000217	9/30/2012	(2.80)
88900000	CAP Move-Settlement	UZ	2000000217	9/30/2012	10.35
88900000	CAP Move-Settlement	UZ	2000000218	9/30/2012	(0.85)
88900000	CAP Move-Settlement	UZ	2000000218	9/30/2012	(3.89)
88900000	CAP Move-Settlement	UZ	2000000228	9/30/2012	0.43
88900000	CAP Move-Settlement	UZ	2000000229	9/30/2012	(12.74)
88900000	CAP Move-Settlement	UZ	2000000229	9/30/2012	(4.07)
88900000	CAP Move-Settlement	UZ	2000000229	9/30/2012	(2.76)
88900000	CAP Move-Settlement	UZ	2000000229	9/30/2012	(12.63)
88900000	CAP Move-Settlement	UZ	2000000229	9/30/2012	(6.61)
88900000	CAP Move-Settlement	UZ	2000000229	9/30/2012	1.63
88900000	CAP Move-Settlement	UZ	2000000230	9/30/2012	(1.81)
88900000	CAP Move-Settlement	UZ	2000000231	9/30/2012	(25.05)
88900000	CAP Move-Settlement	UZ	2000000231	9/30/2012	(7.15)
88900000	CAP Move-Settlement	UZ	2000000231	9/30/2012	(12.46)
88900000	CAP Move-Settlement	UZ	2000000231	9/30/2012	0.03
88900000	CAP Move-Settlement	UZ	2000000231	9/30/2012	(0.47)
88900000	CAP Move-Settlement	UZ	2000000231	9/30/2012	(16.26)
88900000	CAP Move-Settlement	UZ	2000000231	9/30/2012	2.17
88900000	CAP Move-Settlement	UZ	2000000231	9/30/2012	(23.71)
88900000	CAP Move-Settlement	UZ	2000000231	9/30/2012	0.01
88900000	CAP Move-Settlement	UZ	2000000217	9/30/2012	(1.88)
88900000	CAP Move-Settlement	UZ	2000000217	9/30/2012	(269.33)

Kentucky American Water Company  
Case No. 2012-00520  
Response to PSC DR1, Item 31

Account	Description	Doc Type	Document Number	Posting Date	Amount
88900000	CAP Move-Settlement	UZ	2000000217	9/30/2012	(19.81)
88900000	CAP Move-Settlement	UZ	2000000217	9/30/2012	(25,185.78)
88900000	CAP Move-Settlement	UZ	2000000217	9/30/2012	427.83
88900000	CAP Move-Settlement	UZ	2000000217	9/30/2012	7.26
88900000	CAP Move-Settlement	UZ	2000000218	9/30/2012	498.80
88900000	CAP Move-Settlement	UZ	2000000218	9/30/2012	(43.97)
88900000	CAP Move-Settlement	UZ	2000000218	9/30/2012	(22.58)
88900000	CAP Move-Settlement	UZ	2000000218	9/30/2012	2.38
88900000	CAP Move-Settlement	UZ	2000000218	9/30/2012	72.96
88900000	CAP Move-Settlement	UZ	2000000220	9/30/2012	6.75
88900000	CAP Move-Settlement	UZ	2000000221	9/30/2012	(22.36)
88900000	CAP Move-Settlement	UZ	2000000228	9/30/2012	(0.65)
88900000	CAP Move-Settlement	UZ	2000000229	9/30/2012	(17.52)
88900000	CAP Move-Settlement	UZ	2000000229	9/30/2012	(17.36)
88900000	CAP Move-Settlement	UZ	2000000229	9/30/2012	0.04
88900000	CAP Move-Settlement	UZ	2000000229	9/30/2012	2.99
88900000	CAP Move-Settlement	UZ	2000000231	9/30/2012	(9.12)
88900000	CAP Move-Settlement	UZ	2000000231	9/30/2012	(2.49)
88900000	CAP Move-Settlement	UZ	2000000231	9/30/2012	(34.45)
88900000	CAP Move-Settlement	UZ	2000000231	9/30/2012	2.24
88900000	CAP Move-Settlement	UZ	2000000231	9/30/2012	(3.82)
88900000	CAP Move-Settlement	UZ	2000000231	9/30/2012	(5.60)
88900000	CAP Move-Settlement	UZ	2000000231	9/30/2012	(9.85)
88900000	CAP Move-Settlement	UZ	2000000231	9/30/2012	(32.61)
88900000	CAP Move-Settlement	UZ	2000000231	9/30/2012	(17.15)
88900000	CAP Move-Settlement	UZ	2000000231	9/30/2012	0.58
88900000	CAP Move-Settlement	UZ	2000000231	9/30/2012	0.01
88900000	CAP Move-Settlement	UZ	2000000217	9/30/2012	(3.67)
88900000	CAP Move-Settlement	UZ	2000000217	9/30/2012	330.78
88900000	CAP Move-Settlement	UZ	2000000218	9/30/2012	(15.54)
88900000	CAP Move-Settlement	UZ	2000000218	9/30/2012	(10.87)
88900000	CAP Move-Settlement	UZ	2000000218	9/30/2012	(10,580.08)
88900000	CAP Move-Settlement	UZ	2000000218	9/30/2012	(18.57)
88900000	CAP Move-Settlement	UZ	2000000220	9/30/2012	(172.24)
88900000	CAP Move-Settlement	UZ	2000000229	9/30/2012	0.01
88900000	CAP Move-Settlement	UZ	2000000229	9/30/2012	(3.12)
88900000	CAP Move-Settlement	UZ	2000000229	9/30/2012	0.04
88900000	CAP Move-Settlement	UZ	2000000229	9/30/2012	1.83
88900000	CAP Move-Settlement	UZ	2000000229	9/30/2012	(14.33)
88900000	CAP Move-Settlement	UZ	2000000229	9/30/2012	(14.21)
88900000	CAP Move-Settlement	UZ	2000000229	9/30/2012	(2.06)
88900000	CAP Move-Settlement	UZ	2000000229	9/30/2012	(0.53)
88900000	CAP Move-Settlement	UZ	2000000231	9/30/2012	(4.59)
88900000	CAP Move-Settlement	UZ	2000000231	9/30/2012	(26.70)
88900000	CAP Move-Settlement	UZ	2000000231	9/30/2012	2.44
88900000	CAP Move-Settlement	UZ	2000000231	9/30/2012	(14.01)
88900000	CAP Move-Settlement	UZ	2000000231	9/30/2012	0.48
88900000	CAP Move-Settlement	UZ	2000000231	9/30/2012	(28.19)
88900000	CAP Move-Settlement	UZ	2000000231	9/30/2012	(7.44)
88900000	CAP Move-Settlement	UZ	2000000231	9/30/2012	(8.05)
88900000	CAP Move-Settlement	UZ	2000000231	9/30/2012	(18.29)
88900000	CAP Move-Settlement	UZ	2000000217	9/30/2012	0.48
88900000	CAP Move-Settlement	UZ	2000000217	9/30/2012	3.61
88900000	CAP Move-Settlement	UZ	2000000217	9/30/2012	(22,579.18)
88900000	CAP Move-Settlement	UZ	2000000217	9/30/2012	(128.84)
88900000	CAP Move-Settlement	UZ	2000000217	9/30/2012	526.40
88900000	CAP Move-Settlement	UZ	2000000217	9/30/2012	(11.53)
88900000	CAP Move-Settlement	UZ	2000000218	9/30/2012	3.01
88900000	CAP Move-Settlement	UZ	2000000218	9/30/2012	(8.99)
88900000	CAP Move-Settlement	UZ	2000000218	9/30/2012	(13.76)
88900000	CAP Move-Settlement	UZ	2000000218	9/30/2012	32.55
88900000	CAP Move-Settlement	UZ	2000000218	9/30/2012	(3.03)
88900000	CAP Move-Settlement	UZ	2000000221	9/30/2012	(2.55)
88900000	CAP Move-Settlement	UZ	2000000221	9/30/2012	(15.66)
88900000	CAP Move-Settlement	UZ	2000000221	9/30/2012	(4.16)
88900000	CAP Move-Settlement	UZ	2000000229	9/30/2012	(7.91)
88900000	CAP Move-Settlement	UZ	2000000229	9/30/2012	(4.46)
88900000	CAP Move-Settlement	UZ	2000000229	9/30/2012	0.26
88900000	CAP Move-Settlement	UZ	2000000229	9/30/2012	(10.16)
88900000	CAP Move-Settlement	UZ	2000000229	9/30/2012	(0.30)
88900000	CAP Move-Settlement	UZ	2000000229	9/30/2012	1.36
88900000	CAP Move-Settlement	UZ	2000000229	9/30/2012	(7.96)
88900000	CAP Move-Settlement	UZ	2000000229	9/30/2012	(7.80)
88900000	CAP Move-Settlement	UZ	2000000231	9/30/2012	(1.14)
88900000	CAP Move-Settlement	UZ	2000000231	9/30/2012	1.02
88900000	CAP Move-Settlement	UZ	2000000231	9/30/2012	(14.84)
88900000	CAP Move-Settlement	UZ	2000000231	9/30/2012	0.02

Kentucky American Water Company  
Case No. 2012-00520  
Response to PSC DR1, Item 31

Account	Description	Doc Type	Document Number	Posting Date	Amount
88900000	CAP Move-Settlement	UZ	2000000231	9/30/2012	(1.73)
88900000	CAP Move-Settlement	UZ	2000000217	9/30/2012	(23.45)
88900000	CAP Move-Settlement	UZ	2000000217	9/30/2012	(8,049.80)
88900000	CAP Move-Settlement	UZ	2000000217	9/30/2012	(1.88)
88900000	CAP Move-Settlement	UZ	2000000217	9/30/2012	(25.65)
88900000	CAP Move-Settlement	UZ	2000000218	9/30/2012	(157.12)
88900000	CAP Move-Settlement	UZ	2000000218	9/30/2012	(277.23)
88900000	CAP Move-Settlement	UZ	2000000218	9/30/2012	(15.43)
88900000	CAP Move-Settlement	UZ	2000000218	9/30/2012	(204.82)
88900000	CAP Move-Settlement	UZ	2000000218	9/30/2012	244.35
88900000	CAP Move-Settlement	UZ	2000000221	9/30/2012	(4.86)
88900000	CAP Move-Settlement	UZ	2000000221	9/30/2012	(28.44)
88900000	CAP Move-Settlement	UZ	2000000228	9/30/2012	(7.14)
88900000	CAP Move-Settlement	UZ	2000000229	9/30/2012	(0.84)
88900000	CAP Move-Settlement	UZ	2000000229	9/30/2012	(3.17)
88900000	CAP Move-Settlement	UZ	2000000229	9/30/2012	(22.09)
88900000	CAP Move-Settlement	UZ	2000000229	9/30/2012	0.06
88900000	CAP Move-Settlement	UZ	2000000229	9/30/2012	2.85
88900000	CAP Move-Settlement	UZ	2000000229	9/30/2012	0.74
88900000	CAP Move-Settlement	UZ	2000000229	9/30/2012	3.80
88900000	CAP Move-Settlement	UZ	2000000229	9/30/2012	(22.30)
88900000	CAP Move-Settlement	UZ	2000000231	9/30/2012	(11.59)
88900000	CAP Move-Settlement	UZ	2000000231	9/30/2012	0.01
88900000	CAP Move-Settlement	UZ	2000000231	9/30/2012	(43.84)
88900000	CAP Move-Settlement	UZ	2000000231	9/30/2012	(12.55)
88900000	CAP Move-Settlement	UZ	2000000231	9/30/2012	(41.51)
88900000	CAP Move-Settlement	UZ	2000000231	9/30/2012	(21.82)
88900000	CAP Move-Settlement	UZ	2000000217	9/30/2012	(12.86)
88900000	CAP Move-Settlement	UZ	2000000217	9/30/2012	1.06
88900000	CAP Move-Settlement	UZ	2000000217	9/30/2012	(244.98)
88900000	CAP Move-Settlement	UZ	2000000217	9/30/2012	(19.33)
88900000	CAP Move-Settlement	UZ	2000000217	9/30/2012	1.10
88900000	CAP Move-Settlement	UZ	2000000218	9/30/2012	(1.88)
88900000	CAP Move-Settlement	UZ	2000000218	9/30/2012	(17.62)
88900000	CAP Move-Settlement	UZ	2000000218	9/30/2012	11.91
88900000	CAP Move-Settlement	UZ	2000000218	9/30/2012	(166.25)
88900000	CAP Move-Settlement	UZ	2000000218	9/30/2012	(216.71)
88900000	CAP Move-Settlement	UZ	2000000218	9/30/2012	228.39
88900000	CAP Move-Settlement	UZ	2000000218	9/30/2012	0.79
88900000	CAP Move-Settlement	UZ	2000000218	9/30/2012	(8,025.37)
88900000	CAP Move-Settlement	UZ	2000000221	9/30/2012	0.05
88900000	CAP Move-Settlement	UZ	2000000221	9/30/2012	(9.96)
88900000	CAP Move-Settlement	UZ	2000000221	9/30/2012	0.64
88900000	CAP Move-Settlement	UZ	2000000221	9/30/2012	(18.71)
88900000	CAP Move-Settlement	UZ	2000000221	9/30/2012	(35.59)
88900000	CAP Move-Settlement	UZ	2000000229	9/30/2012	(10.75)
88900000	CAP Move-Settlement	UZ	2000000229	9/30/2012	2.44
88900000	CAP Move-Settlement	UZ	2000000229	9/30/2012	(18.92)
88900000	CAP Move-Settlement	UZ	2000000231	9/30/2012	(24.39)
88900000	CAP Move-Settlement	UZ	2000000231	9/30/2012	3.26
88900000	CAP Move-Settlement	UZ	2000000231	9/30/2012	(2.73)
88900000	CAP Move-Settlement	UZ	2000000231	9/30/2012	(4.15)
88900000	CAP Move-Settlement	UZ	2000000231	9/30/2012	(37.58)
88900000	CAP Move-Settlement	UZ	2000000231	9/30/2012	(0.72)
88900000	CAP Move-Settlement	UZ	2000000231	9/30/2012	(19.11)
88900000	CAP Move-Settlement	UZ	2000000231	9/30/2012	0.01
88900000	CAP Move-Settlement	UZ	2000000231	9/30/2012	(6.11)
88900000	CAP Move-Settlement	UZ	2000000217	9/30/2012	(7.60)
88900000	CAP Move-Settlement	UZ	2000000217	9/30/2012	(5.83)
88900000	CAP Move-Settlement	UZ	2000000218	9/30/2012	5.44
88900000	CAP Move-Settlement	UZ	2000000217	9/30/2012	(7.68)
88900000	CAP Move-Settlement	UZ	2000000217	9/30/2012	5.95
88900000	CAP Move-Settlement	UZ	2000000218	9/30/2012	(5.89)
88900000	CAP Move-Settlement	UZ	2000000218	9/30/2012	10.11
88900000	CAP Move-Settlement	UZ	2000000218	9/30/2012	10.11
88900000	CAP Move-Settlement	UZ	2000000217	9/30/2012	10.11
88900000	CAP Move-Settlement	UZ	2000000217	9/30/2012	(271.01)
88900000	CAP Move-Settlement	UZ	2000000217	9/30/2012	(207.89)
88900000	CAP Move-Settlement	UZ	2000000217	9/30/2012	15.16
88900000	CAP Move-Settlement	UZ	2000000217	9/30/2012	(207.89)
88900000	CAP Move-Settlement	UZ	2000000217	9/30/2012	(271.01)
88900000	CAP Move-Settlement	UZ	2000000218	9/30/2012	15.16
40111000	Res Sales Billed	ZA	9400000596	10/1/2012	(2.67)
40111000	Res Sales Billed	ZA	9400000596	10/1/2012	26.90
40111000	Res Sales Billed	ZA	9400000596	10/1/2012	(431,104.24)
40112000	Res Sales Unbilled	AB	100001409	10/1/2012	2,700,808.82
40121000	Com Sales Billed	ZA	9400000596	10/1/2012	(121,689.80)

Kentucky American Water Company  
Case No. 2012-00520  
Response to PSC DR1, Item 31

Account	Description	Doc Type	Document Number	Posting Date	Amount
40122000	Com Sales Unbilled	AB	100001409	10/1/2012	1,248,876.59
40132000	Ind Sales Unbilled	AB	100001409	10/1/2012	117,005.61
40145000	Priv Fire Billed	ZA	9400000596	10/1/2012	(6,459.47)
40151000	Publ Auth Billed	ZA	9400000596	10/1/2012	(23,681.62)
40152000	Publ Auth Unbilled	AB	100001409	10/1/2012	471,164.14
40162000	SalesforRsle Unbilld	AB	100001409	10/1/2012	123,861.74
40189900	Other Water Revenue	SA	100001405	10/1/2012	1,820.68
40211000	Dom WW Svc Billed	ZA	9400000596	10/1/2012	(13.24)
40211000	Dom WW Svc Billed	ZA	9400000596	10/1/2012	(16.10)
40310200	OthRev-Rent	DR	4000001695	10/1/2012	(95.00)
40310200	OthRev-Rent	DR	4000001741	10/1/2012	(2,300.00)
40310200	OthRev-Rent	DR	4000001755	10/1/2012	(2,848.73)
40310200	OthRev-Rent	DR	4000001768	10/1/2012	(2,665.62)
40310300	OthRev-CFO	SG	100001366	10/1/2012	84,411.44
40310300	OthRev-CFO	SG	100001366	10/1/2012	31,717.55
40310300	OthRev-CFO	SG	100001366	10/1/2012	41,309.63
40310400	OthRev-NSF Ck Chrg	ZA	9400000596	10/1/2012	(96.00)
40310500	OthRev-Appl/InitFee	ZA	9400000596	10/1/2012	(26.00)
40310500	OthRev-Appl/InitFee	ZA	9400000596	10/1/2012	(4,862.00)
40310600	OthRev-Usage Data	DR	4000001723	10/1/2012	(500.00)
40310700	OthRev-Reconnct Fee	ZA	9400000596	10/1/2012	(1,248.00)
40319900	OthRev-Misc Svc	SA	100001405	10/1/2012	(1,820.68)
50100001	Labor ExpenseAccrual	PA	7000000060	10/1/2012	(532.32)
50100001	Labor ExpenseAccrual	PA	7000000060	10/1/2012	(88.72)
50100001	Labor ExpenseAccrual	PA	7000000060	10/1/2012	(3,581.64)
50100001	Labor ExpenseAccrual	PA	7000000060	10/1/2012	(1,014.37)
50100001	Labor ExpenseAccrual	PA	7000000060	10/1/2012	(1,286.40)
50100001	Labor ExpenseAccrual	PA	7000000060	10/1/2012	(5,580.24)
50100001	Labor ExpenseAccrual	PA	7000000060	10/1/2012	(1,569.63)
50100001	Labor ExpenseAccrual	PA	7000000060	10/1/2012	(1,900.77)
50100001	Labor ExpenseAccrual	PA	7000000060	10/1/2012	(7,433.43)
50100001	Labor ExpenseAccrual	PA	7000000060	10/1/2012	(488.80)
50100001	Labor ExpenseAccrual	PA	7000000060	10/1/2012	(3,420.72)
50100001	Labor ExpenseAccrual	PA	7000000060	10/1/2012	(469.07)
50100001	Labor ExpenseAccrual	PA	7000000060	10/1/2012	(382.41)
50100001	Labor ExpenseAccrual	PA	7000000060	10/1/2012	(1,038.60)
50100001	Labor ExpenseAccrual	PA	7000000060	10/1/2012	(13,552.41)
50100001	Labor ExpenseAccrual	PA	7000000060	10/1/2012	(276.88)
50100001	Labor ExpenseAccrual	PA	7000000060	10/1/2012	(481.74)
50100001	Labor ExpenseAccrual	PA	7000000060	10/1/2012	(4,781.14)
50100001	Labor ExpenseAccrual	PA	7000000060	10/1/2012	(10,258.09)
50100001	Labor ExpenseAccrual	PA	7000000060	10/1/2012	(2,892.16)
50100001	Labor ExpenseAccrual	PA	7000000060	10/1/2012	(5,661.32)
50100001	Labor ExpenseAccrual	PA	7000000060	10/1/2012	(1,172.08)
50100001	Labor ExpenseAccrual	PA	7000000060	10/1/2012	(3,848.24)
50100001	Labor ExpenseAccrual	PA	7000000060	10/1/2012	(582.24)
50100001	Labor ExpenseAccrual	PA	7000000060	10/1/2012	(538.56)
50100001	Labor ExpenseAccrual	PA	7000000060	10/1/2012	(538.56)
50100001	Labor ExpenseAccrual	PA	7000000060	10/1/2012	(97.04)
50100001	Labor ExpenseAccrual	PA	7000000060	10/1/2012	(23.07)
50100001	Labor ExpenseAccrual	PA	7000000060	10/1/2012	(229.91)
50100001	Labor ExpenseAccrual	PA	7000000060	10/1/2012	(2,323.17)
50100001	Labor ExpenseAccrual	PA	7000000060	10/1/2012	(558.98)
50100001	Labor ExpenseAccrual	PA	7000000060	10/1/2012	(2,403.15)
50100001	Labor ExpenseAccrual	PA	7000000060	10/1/2012	(6,880.52)
50100001	Labor ExpenseAccrual	PA	7000000060	10/1/2012	(1,658.07)
50100001	Labor ExpenseAccrual	PA	7000000060	10/1/2012	(1,564.65)
50100001	Labor ExpenseAccrual	PA	7000000060	10/1/2012	(1,228.16)
50100001	Labor ExpenseAccrual	PA	7000000060	10/1/2012	(8,627.48)
50100001	Labor ExpenseAccrual	PA	7000000060	10/1/2012	(184.56)
50100001	Labor ExpenseAccrual	PA	7000000060	10/1/2012	(8,427.77)
50100001	Labor ExpenseAccrual	PA	7000000060	10/1/2012	(1,383.14)
50100001	Labor ExpenseAccrual	PA	7000000060	10/1/2012	(19,795.66)
50100001	Labor ExpenseAccrual	PA	7000000060	10/1/2012	(37,743.35)
50100001	Labor ExpenseAccrual	PA	7000000060	10/1/2012	(10,003.30)
50100001	Labor ExpenseAccrual	PA	7000000060	10/1/2012	(47,727.93)
50100001	Labor ExpenseAccrual	PA	7000000060	10/1/2012	(1,726.96)
50100001	Labor ExpenseAccrual	PA	7000000060	10/1/2012	(641.76)
50100001	Labor ExpenseAccrual	PA	7000000060	10/1/2012	(416.74)
50100001	Labor ExpenseAccrual	PA	7000000060	10/1/2012	(1,610.46)
50100001	Labor ExpenseAccrual	PA	7000000060	10/1/2012	(2,130.48)
50100001	Labor ExpenseAccrual	PA	7000000060	10/1/2012	(7,160.38)
50100001	Labor ExpenseAccrual	PA	7000000060	10/1/2012	(4,611.36)
50100001	Labor ExpenseAccrual	PA	7000000060	10/1/2012	(2,522.61)
50100001	Labor ExpenseAccrual	PA	7000000060	10/1/2012	(11,120.85)
50100001	Labor ExpenseAccrual	PA	7000000060	10/1/2012	(656.25)
50100001	Labor ExpenseAccrual	PA	7000000060	10/1/2012	(967.20)



Kentucky American Water Company  
Case No. 2012-00520  
Response to PSC DR1, Item 31

Account	Description	Doc Type	Document Number	Posting Date	Amount
50100001	Labor ExpenseAccrual	PA	7000000060	10/1/2012	(773.76)
50100001	Labor ExpenseAccrual	PA	7000000060	10/1/2012	(8,475.97)
50100001	Labor ExpenseAccrual	PA	7000000060	10/1/2012	(481.32)
50100001	Labor ExpenseAccrual	PA	7000000060	10/1/2012	(320.88)
50100001	Labor ExpenseAccrual	PA	7000000060	10/1/2012	(138.42)
50100001	Labor ExpenseAccrual	PA	7000000060	10/1/2012	(3,529.05)
50100001	Labor ExpenseAccrual	PA	7000000060	10/1/2012	(1,610.48)
50100001	Labor ExpenseAccrual	PA	7000000060	10/1/2012	(124.86)
50100001	Labor ExpenseAccrual	PA	7000000060	10/1/2012	(41.62)
50100001	Labor ExpenseAccrual	PA	7000000060	10/1/2012	(1,219.91)
50100001	Labor ExpenseAccrual	PA	7000000060	10/1/2012	(1,326.71)
50100001	Labor ExpenseAccrual	PA	7000000060	10/1/2012	(2,897.66)
50100001	Labor ExpenseAccrual	PA	7000000060	10/1/2012	(64.98)
50100001	Labor ExpenseAccrual	PA	7000000060	10/1/2012	(1,485.40)
50100001	Labor ExpenseAccrual	PA	7000000060	10/1/2012	(1,319.36)
50100001	Labor ExpenseAccrual	PA	7000000060	10/1/2012	(545.40)
50100001	Labor ExpenseAccrual	PA	7000000060	10/1/2012	(492.72)
50100001	Labor ExpenseAccrual	PA	7000000060	10/1/2012	(1,467.60)
50100001	Labor ExpenseAccrual	PA	7000000060	10/1/2012	(1,229.40)
50100001	Labor ExpenseAccrual	PA	7000000060	10/1/2012	(1,996.90)
50100001	Labor ExpenseAccrual	PA	7000000060	10/1/2012	(11,316.80)
50100001	Labor ExpenseAccrual	PA	7000000101	10/1/2012	7,985.35
50100001	Labor ExpenseAccrual	PA	7000000101	10/1/2012	1,956.45
50100001	Labor ExpenseAccrual	PA	7000000101	10/1/2012	2,406.34
50100001	Labor ExpenseAccrual	PA	7000000101	10/1/2012	1,978.74
50100001	Labor ExpenseAccrual	PA	7000000101	10/1/2012	10,577.82
50100001	Labor ExpenseAccrual	PA	7000000101	10/1/2012	7,056.98
50100001	Labor ExpenseAccrual	PA	7000000101	10/1/2012	13,513.50
50100001	Labor ExpenseAccrual	PA	7000000101	10/1/2012	132.96
50100001	Labor ExpenseAccrual	PA	7000000101	10/1/2012	1,347.13
50100001	Labor ExpenseAccrual	PA	7000000101	10/1/2012	1,489.88
50100001	Labor ExpenseAccrual	PA	7000000101	10/1/2012	4,234.40
50100001	Labor ExpenseAccrual	PA	7000000101	10/1/2012	1,413.40
50100001	Labor ExpenseAccrual	PA	7000000101	10/1/2012	1,767.37
50100001	Labor ExpenseAccrual	PA	7000000101	10/1/2012	11,101.13
50100001	Labor ExpenseAccrual	PA	7000000101	10/1/2012	3,374.38
50100001	Labor ExpenseAccrual	PA	7000000101	10/1/2012	962.41
50100001	Labor ExpenseAccrual	PA	7000000101	10/1/2012	162.50
50100001	Labor ExpenseAccrual	PA	7000000101	10/1/2012	4,119.79
50100001	Labor ExpenseAccrual	PA	7000000101	10/1/2012	297.57
50100001	Labor ExpenseAccrual	PA	7000000101	10/1/2012	340.08
50100001	Labor ExpenseAccrual	PA	7000000101	10/1/2012	255.06
50100001	Labor ExpenseAccrual	PA	7000000101	10/1/2012	127.53
50100001	Labor ExpenseAccrual	PA	7000000101	10/1/2012	1,136.87
50100001	Labor ExpenseAccrual	PA	7000000101	10/1/2012	9,730.46
50100001	Labor ExpenseAccrual	PA	7000000101	10/1/2012	199.81
50100001	Labor ExpenseAccrual	PA	7000000101	10/1/2012	3,294.32
50100001	Labor ExpenseAccrual	PA	7000000101	10/1/2012	14,112.07
50100001	Labor ExpenseAccrual	PA	7000000101	10/1/2012	10,352.01
50100001	Labor ExpenseAccrual	PA	7000000101	10/1/2012	51.82
50100001	Labor ExpenseAccrual	PA	7000000101	10/1/2012	1,205.52
50100001	Labor ExpenseAccrual	PA	7000000101	10/1/2012	4,884.51
50100001	Labor ExpenseAccrual	PA	7000000101	10/1/2012	3,085.50
50100001	Labor ExpenseAccrual	PA	7000000101	10/1/2012	14,900.75
50100001	Labor ExpenseAccrual	PA	7000000101	10/1/2012	2,130.18
50100001	Labor ExpenseAccrual	PA	7000000101	10/1/2012	1,010.88
50100001	Labor ExpenseAccrual	PA	7000000101	10/1/2012	1,327.56
50100001	Labor ExpenseAccrual	PA	7000000101	10/1/2012	12,277.44
50100001	Labor ExpenseAccrual	PA	7000000101	10/1/2012	1,213.77
50100001	Labor ExpenseAccrual	PA	7000000101	10/1/2012	70,454.09
50100001	Labor ExpenseAccrual	PA	7000000101	10/1/2012	678.02
50100001	Labor ExpenseAccrual	PA	7000000101	10/1/2012	285.48
50100001	Labor ExpenseAccrual	PA	7000000101	10/1/2012	322.70
50100001	Labor ExpenseAccrual	PA	7000000101	10/1/2012	1,383.09
50100001	Labor ExpenseAccrual	PA	7000000101	10/1/2012	1,005.88
50100001	Labor ExpenseAccrual	PA	7000000101	10/1/2012	1,668.56
50100001	Labor ExpenseAccrual	PA	7000000101	10/1/2012	1,251.42
50100001	Labor ExpenseAccrual	PA	7000000101	10/1/2012	94.26
50100001	Labor ExpenseAccrual	PA	7000000101	10/1/2012	832.91
50100001	Labor ExpenseAccrual	PA	7000000101	10/1/2012	127.61
50100001	Labor ExpenseAccrual	PA	7000000101	10/1/2012	2,025.27
50100001	Labor ExpenseAccrual	PA	7000000101	10/1/2012	2,603.22
50100001	Labor ExpenseAccrual	PA	7000000101	10/1/2012	850.50
50100001	Labor ExpenseAccrual	PA	7000000101	10/1/2012	62.84
50100001	Labor ExpenseAccrual	PA	7000000101	10/1/2012	625.71
50100001	Labor ExpenseAccrual	PA	7000000101	10/1/2012	222.98
50100001	Labor ExpenseAccrual	PA	7000000101	10/1/2012	214.96

Kentucky American Water Company  
Case No. 2012-00520  
Response to PSC DR1, Item 31

Account	Description	Doc Type	Document Number	Posting Date	Amount
50100001	Labor ExpenseAccrual	PA	7000000101	10/1/2012	3,256.19
50100001	Labor ExpenseAccrual	PA	7000000101	10/1/2012	2,547.31
50100001	Labor ExpenseAccrual	PA	7000000101	10/1/2012	219.02
50100001	Labor ExpenseAccrual	PA	7000000101	10/1/2012	337.05
50100001	Labor ExpenseAccrual	PA	7000000101	10/1/2012	2,726.44
50100001	Labor ExpenseAccrual	PA	7000000101	10/1/2012	30,460.88
50100001	Labor ExpenseAccrual	PA	7000000101	10/1/2012	25,434.08
50100001	Labor ExpenseAccrual	PA	7000000101	10/1/2012	31,952.33
50100001	Labor ExpenseAccrual	PA	7000000101	10/1/2012	(71.11)
50100001	Labor ExpenseAccrual	PA	7000000101	10/1/2012	1,375.08
50100001	Labor ExpenseAccrual	PA	7000000101	10/1/2012	506.85
50100001	Labor ExpenseAccrual	PA	7000000101	10/1/2012	9,929.64
50100001	Labor ExpenseAccrual	PA	7000000101	10/1/2012	15,084.51
50100001	Labor ExpenseAccrual	PA	7000000101	10/1/2012	10,401.42
50100001	Labor ExpenseAccrual	PA	7000000101	10/1/2012	6,140.70
50100001	Labor ExpenseAccrual	PA	7000000101	10/1/2012	54.11
50100001	Labor ExpenseAccrual	PA	7000000101	10/1/2012	640.85
50100001	Labor ExpenseAccrual	PA	7000000101	10/1/2012	430.16
50100001	Labor ExpenseAccrual	PA	7000000101	10/1/2012	95.74
50100001	Labor ExpenseAccrual	PA	7000000101	10/1/2012	2,366.78
50100001	Labor ExpenseAccrual	PA	7000000101	10/1/2012	1,400.01
50100001	Labor ExpenseAccrual	PA	7000000101	10/1/2012	1,338.46
50100001	Labor ExpenseAccrual	PA	7000000101	10/1/2012	348.53
50100001	Labor ExpenseAccrual	PA	7000000101	10/1/2012	216.42
50421000	401k Expense	PA	7000000060	10/1/2012	(12.88)
50421000	401k Expense	PA	7000000060	10/1/2012	(108.93)
50421000	401k Expense	PA	7000000060	10/1/2012	(253.75)
50421000	401k Expense	PA	7000000060	10/1/2012	(51.40)
50421000	401k Expense	PA	7000000060	10/1/2012	(3.01)
50421000	401k Expense	PA	7000000060	10/1/2012	(1.73)
50421000	401k Expense	PA	7000000060	10/1/2012	(83.55)
50421000	401k Expense	PA	7000000060	10/1/2012	(186.79)
50421000	401k Expense	PA	7000000060	10/1/2012	(5.44)
50421000	401k Expense	PA	7000000060	10/1/2012	(24.48)
50421000	401k Expense	PA	7000000060	10/1/2012	(13.41)
50421000	401k Expense	PA	7000000060	10/1/2012	(16.51)
50421000	401k Expense	PA	7000000060	10/1/2012	(41.57)
50421000	401k Expense	PA	7000000060	10/1/2012	(13.29)
50421000	401k Expense	PA	7000000060	10/1/2012	(2.22)
50421000	401k Expense	PA	7000000060	10/1/2012	(141.93)
50421000	401k Expense	PA	7000000060	10/1/2012	(119.12)
50421000	401k Expense	PA	7000000060	10/1/2012	(40.18)
50421000	401k Expense	PA	7000000060	10/1/2012	(54.93)
50421000	401k Expense	PA	7000000060	10/1/2012	(114.39)
50421000	401k Expense	PA	7000000060	10/1/2012	(58.52)
50421000	401k Expense	PA	7000000060	10/1/2012	(30.19)
50421000	401k Expense	PA	7000000060	10/1/2012	(133.94)
50421000	401k Expense	PA	7000000060	10/1/2012	(0.92)
50421000	401k Expense	PA	7000000060	10/1/2012	(4.84)
50421000	401k Expense	PA	7000000060	10/1/2012	(382.28)
50421000	401k Expense	PA	7000000060	10/1/2012	(676.97)
50421000	401k Expense	PA	7000000060	10/1/2012	(339.69)
50421000	401k Expense	PA	7000000060	10/1/2012	(129.60)
50421000	401k Expense	PA	7000000060	10/1/2012	(586.60)
50421000	401k Expense	PA	7000000060	10/1/2012	(39.12)
50421000	401k Expense	PA	7000000060	10/1/2012	(33.17)
50421000	401k Expense	PA	7000000060	10/1/2012	(233.03)
50421000	401k Expense	PA	7000000060	10/1/2012	(7.38)
50421000	401k Expense	PA	7000000060	10/1/2012	(1.72)
50421000	401k Expense	PA	7000000060	10/1/2012	(45.24)
50421000	401k Expense	PA	7000000060	10/1/2012	(86.17)
50421000	401k Expense	PA	7000000060	10/1/2012	(36.27)
50421000	401k Expense	PA	7000000060	10/1/2012	(17.35)
50421000	401k Expense	PA	7000000060	10/1/2012	(5.54)
50421000	401k Expense	PA	7000000060	10/1/2012	(6.07)
50421000	401k Expense	PA	7000000060	10/1/2012	(47.81)
50421000	401k Expense	PA	7000000060	10/1/2012	(65.46)
50421000	401k Expense	PA	7000000060	10/1/2012	(12.21)
50421000	401k Expense	PA	7000000060	10/1/2012	(69.54)
50421000	401k Expense	PA	7000000060	10/1/2012	(24.20)
50421000	401k Expense	PA	7000000060	10/1/2012	(19.32)
50421000	401k Expense	PA	7000000060	10/1/2012	(26.25)
50421000	401k Expense	PA	7000000060	10/1/2012	(7.25)
50421000	401k Expense	PA	7000000060	10/1/2012	(299.92)
50421000	401k Expense	PA	7000000060	10/1/2012	(19.26)
50421000	401k Expense	PA	7000000060	10/1/2012	(12.84)
50421000	401k Expense	PA	7000000060	10/1/2012	(25.68)

Kentucky American Water Company  
Case No. 2012-00520  
Response to PSC DR1, Item 31

Account	Description	Doc Type	Document Number	Posting Date	Amount
50421000	401k Expense	PA	7000000060	10/1/2012	(20.52)
50421000	401k Expense	PA	7000000060	10/1/2012	(0.54)
50421000	401k Expense	PA	7000000060	10/1/2012	(235.27)
50421000	401k Expense	PA	7000000060	10/1/2012	(8.91)
50421000	401k Expense	PA	7000000060	10/1/2012	(34.29)
50421000	401k Expense	PA	7000000060	10/1/2012	(18.14)
50421000	401k Expense	PA	7000000060	10/1/2012	(10.81)
50421000	401k Expense	PA	7000000060	10/1/2012	(59.06)
50421000	401k Expense	PA	7000000060	10/1/2012	(1.62)
50421000	401k Expense	PA	7000000060	10/1/2012	(25.92)
50421000	401k Expense	PA	7000000060	10/1/2012	(138.53)
50421000	401k Expense	PA	7000000060	10/1/2012	(298.79)
50421000	401k Expense	PA	7000000060	10/1/2012	(47.54)
50421000	401k Expense	PA	7000000060	10/1/2012	(2.60)
50421000	401k Expense	PA	7000000060	10/1/2012	(48.71)
50421000	401k Expense	PA	7000000101	10/1/2012	10.22
50421000	401k Expense	PA	7000000101	10/1/2012	13.60
50421000	401k Expense	PA	7000000101	10/1/2012	11.91
50421000	401k Expense	PA	7000000101	10/1/2012	82.63
50421000	401k Expense	PA	7000000101	10/1/2012	184.22
50421000	401k Expense	PA	7000000101	10/1/2012	82.47
50421000	401k Expense	PA	7000000101	10/1/2012	121.80
50421000	401k Expense	PA	7000000101	10/1/2012	84.89
50421000	401k Expense	PA	7000000101	10/1/2012	1,103.96
50421000	401k Expense	PA	7000000101	10/1/2012	17.70
50421000	401k Expense	PA	7000000101	10/1/2012	35.40
50421000	401k Expense	PA	7000000101	10/1/2012	305.56
50421000	401k Expense	PA	7000000101	10/1/2012	5.62
50421000	401k Expense	PA	7000000101	10/1/2012	0.70
50421000	401k Expense	PA	7000000101	10/1/2012	3.51
50421000	401k Expense	PA	7000000101	10/1/2012	2.81
50421000	401k Expense	PA	7000000101	10/1/2012	18.26
50421000	401k Expense	PA	7000000101	10/1/2012	25.34
50421000	401k Expense	PA	7000000101	10/1/2012	5.10
50421000	401k Expense	PA	7000000101	10/1/2012	46.78
50421000	401k Expense	PA	7000000101	10/1/2012	299.43
50421000	401k Expense	PA	7000000101	10/1/2012	56.43
50421000	401k Expense	PA	7000000101	10/1/2012	25.26
50421000	401k Expense	PA	7000000101	10/1/2012	25.11
50421000	401k Expense	PA	7000000101	10/1/2012	6.50
50421000	401k Expense	PA	7000000101	10/1/2012	28.38
50421000	401k Expense	PA	7000000101	10/1/2012	6.27
50421000	401k Expense	PA	7000000101	10/1/2012	7.14
50421000	401k Expense	PA	7000000101	10/1/2012	16.96
50421000	401k Expense	PA	7000000101	10/1/2012	92.19
50421000	401k Expense	PA	7000000101	10/1/2012	324.55
50421000	401k Expense	PA	7000000101	10/1/2012	121.14
50421000	401k Expense	PA	7000000101	10/1/2012	82.53
50421000	401k Expense	PA	7000000101	10/1/2012	39.58
50421000	401k Expense	PA	7000000101	10/1/2012	163.74
50421000	401k Expense	PA	7000000101	10/1/2012	1.30
50421000	401k Expense	PA	7000000101	10/1/2012	11.36
50421000	401k Expense	PA	7000000101	10/1/2012	498.33
50421000	401k Expense	PA	7000000101	10/1/2012	130.06
50421000	401k Expense	PA	7000000101	10/1/2012	31.74
50421000	401k Expense	PA	7000000101	10/1/2012	219.82
50421000	401k Expense	PA	7000000101	10/1/2012	34.60
50421000	401k Expense	PA	7000000101	10/1/2012	25.11
50421000	401k Expense	PA	7000000101	10/1/2012	553.83
50421000	401k Expense	PA	7000000101	10/1/2012	501.27
50421000	401k Expense	PA	7000000101	10/1/2012	642.72
50421000	401k Expense	PA	7000000101	10/1/2012	18.77
50421000	401k Expense	PA	7000000101	10/1/2012	4.47
50421000	401k Expense	PA	7000000101	10/1/2012	6.97
50421000	401k Expense	PA	7000000101	10/1/2012	81.06
50421000	401k Expense	PA	7000000101	10/1/2012	65.00
50421000	401k Expense	PA	7000000101	10/1/2012	1.89
50421000	401k Expense	PA	7000000101	10/1/2012	11.88
50421000	401k Expense	PA	7000000101	10/1/2012	55.02
50421000	401k Expense	PA	7000000101	10/1/2012	24.57
50421000	401k Expense	PA	7000000101	10/1/2012	24.57
50421000	401k Expense	PA	7000000101	10/1/2012	2.24
50421000	401k Expense	PA	7000000101	10/1/2012	81.41
50421000	401k Expense	PA	7000000101	10/1/2012	37.56
50421000	401k Expense	PA	7000000101	10/1/2012	50.04
50421000	401k Expense	PA	7000000101	10/1/2012	11.01
50421000	401k Expense	PA	7000000101	10/1/2012	64.14

Kentucky American Water Company  
Case No. 2012-00520  
Response to PSC DR1, Item 31

Account	Description	Doc Type	Document Number	Posting Date	Amount
50421000	401k Expense	PA	7000000101	10/1/2012	20.28
50421000	401k Expense	PA	7000000101	10/1/2012	0.30
50421000	401k Expense	PA	7000000101	10/1/2012	1.35
50421000	401k Expense	PA	7000000101	10/1/2012	133.31
50421000	401k Expense	PA	7000000101	10/1/2012	3.82
50421000	401k Expense	PA	7000000101	10/1/2012	2.58
50421000	401k Expense	PA	7000000101	10/1/2012	335.47
50421000	401k Expense	PA	7000000101	10/1/2012	237.79
50421000	401k Expense	PA	7000000101	10/1/2012	51.35
50422000	DCP Expense	PA	7000000060	10/1/2012	(33.76)
50422000	DCP Expense	PA	7000000060	10/1/2012	(254.13)
50422000	DCP Expense	PA	7000000060	10/1/2012	(16.88)
50422000	DCP Expense	PA	7000000060	10/1/2012	(44.24)
50422000	DCP Expense	PA	7000000060	10/1/2012	(67.56)
50422000	DCP Expense	PA	7000000060	10/1/2012	(13.00)
50422000	DCP Expense	PA	7000000060	10/1/2012	(29.77)
50422000	DCP Expense	PA	7000000060	10/1/2012	(292.71)
50422000	DCP Expense	PA	7000000060	10/1/2012	(53.28)
50422000	DCP Expense	PA	7000000060	10/1/2012	(176.86)
50422000	DCP Expense	PA	7000000060	10/1/2012	(19.77)
50422000	DCP Expense	PA	7000000060	10/1/2012	(24.26)
50422000	DCP Expense	PA	7000000060	10/1/2012	(135.55)
50422000	DCP Expense	PA	7000000060	10/1/2012	(54.54)
50422000	DCP Expense	PA	7000000060	10/1/2012	(21.13)
50422000	DCP Expense	PA	7000000060	10/1/2012	(9.36)
50422000	DCP Expense	PA	7000000060	10/1/2012	(321.09)
50422000	DCP Expense	PA	7000000060	10/1/2012	(48.24)
50422000	DCP Expense	PA	7000000060	10/1/2012	(90.87)
50422000	DCP Expense	PA	7000000060	10/1/2012	(10.10)
50422000	DCP Expense	PA	7000000060	10/1/2012	(16.80)
50422000	DCP Expense	PA	7000000060	10/1/2012	(1.05)
50422000	DCP Expense	PA	7000000060	10/1/2012	(3.15)
50422000	DCP Expense	PA	7000000060	10/1/2012	(32.03)
50422000	DCP Expense	PA	7000000060	10/1/2012	(42.00)
50422000	DCP Expense	PA	7000000060	10/1/2012	(79.28)
50422000	DCP Expense	PA	7000000060	10/1/2012	(12.60)
50422000	DCP Expense	PA	7000000060	10/1/2012	(7.35)
50422000	DCP Expense	PA	7000000060	10/1/2012	(1.21)
50422000	DCP Expense	PA	7000000060	10/1/2012	(11.79)
50422000	DCP Expense	PA	7000000060	10/1/2012	(438.23)
50422000	DCP Expense	PA	7000000060	10/1/2012	(274.40)
50422000	DCP Expense	PA	7000000060	10/1/2012	(68.95)
50422000	DCP Expense	PA	7000000060	10/1/2012	(380.68)
50422000	DCP Expense	PA	7000000060	10/1/2012	(1,064.47)
50422000	DCP Expense	PA	7000000060	10/1/2012	(89.64)
50422000	DCP Expense	PA	7000000060	10/1/2012	(179.03)
50422000	DCP Expense	PA	7000000060	10/1/2012	(86.57)
50422000	DCP Expense	PA	7000000060	10/1/2012	(105.87)
50422000	DCP Expense	PA	7000000060	10/1/2012	(9.69)
50422000	DCP Expense	PA	7000000060	10/1/2012	(90.99)
50422000	DCP Expense	PA	7000000060	10/1/2012	(36.28)
50422000	DCP Expense	PA	7000000060	10/1/2012	(9.20)
50422000	DCP Expense	PA	7000000060	10/1/2012	(36.32)
50422000	DCP Expense	PA	7000000060	10/1/2012	(26.06)
50422000	DCP Expense	PA	7000000060	10/1/2012	(17.25)
50422000	DCP Expense	PA	7000000060	10/1/2012	(1,337.96)
50422000	DCP Expense	PA	7000000060	10/1/2012	(34.45)
50422000	DCP Expense	PA	7000000060	10/1/2012	(183.38)
50422000	DCP Expense	PA	7000000060	10/1/2012	(111.26)
50422000	DCP Expense	PA	7000000060	10/1/2012	(25.27)
50422000	DCP Expense	PA	7000000060	10/1/2012	(16.85)
50422000	DCP Expense	PA	7000000060	10/1/2012	(33.70)
50422000	DCP Expense	PA	7000000060	10/1/2012	(35.90)
50422000	DCP Expense	PA	7000000060	10/1/2012	(308.00)
50422000	DCP Expense	PA	7000000060	10/1/2012	(241.29)
50422000	DCP Expense	PA	7000000060	10/1/2012	(14.25)
50422000	DCP Expense	PA	7000000060	10/1/2012	(128.21)
50422000	DCP Expense	PA	7000000060	10/1/2012	(7.26)
50422000	DCP Expense	PA	7000000060	10/1/2012	(251.51)
50422000	DCP Expense	PA	7000000060	10/1/2012	(3.41)
50422000	DCP Expense	PA	7000000101	10/1/2012	6.72
50422000	DCP Expense	PA	7000000101	10/1/2012	13.40
50422000	DCP Expense	PA	7000000101	10/1/2012	17.85
50422000	DCP Expense	PA	7000000101	10/1/2012	641.37
50422000	DCP Expense	PA	7000000101	10/1/2012	15.61
50422000	DCP Expense	PA	7000000101	10/1/2012	916.15
50422000	DCP Expense	PA	7000000101	10/1/2012	472.34

Kentucky American Water Company  
Case No. 2012-00520  
Response to PSC DR1, Item 31

Account	Description	Doc Type	Document Number	Posting Date	Amount
50422000	DCP Expense	PA	7000000101	10/1/2012	114.91
50422000	DCP Expense	PA	7000000101	10/1/2012	13.52
50422000	DCP Expense	PA	7000000101	10/1/2012	50.53
50422000	DCP Expense	PA	7000000101	10/1/2012	8.53
50422000	DCP Expense	PA	7000000101	10/1/2012	166.90
50422000	DCP Expense	PA	7000000101	10/1/2012	1,074.55
50422000	DCP Expense	PA	7000000101	10/1/2012	79.12
50422000	DCP Expense	PA	7000000101	10/1/2012	426.92
50422000	DCP Expense	PA	7000000101	10/1/2012	1,914.95
50422000	DCP Expense	PA	7000000101	10/1/2012	102.71
50422000	DCP Expense	PA	7000000101	10/1/2012	25.94
50422000	DCP Expense	PA	7000000101	10/1/2012	15.04
50422000	DCP Expense	PA	7000000101	10/1/2012	3.30
50422000	DCP Expense	PA	7000000101	10/1/2012	354.89
50422000	DCP Expense	PA	7000000101	10/1/2012	422.69
50422000	DCP Expense	PA	7000000101	10/1/2012	29.10
50422000	DCP Expense	PA	7000000101	10/1/2012	131.26
50422000	DCP Expense	PA	7000000101	10/1/2012	16.75
50422000	DCP Expense	PA	7000000101	10/1/2012	6.70
50422000	DCP Expense	PA	7000000101	10/1/2012	106.38
50422000	DCP Expense	PA	7000000101	10/1/2012	156.51
50422000	DCP Expense	PA	7000000101	10/1/2012	604.24
50422000	DCP Expense	PA	7000000101	10/1/2012	135.35
50422000	DCP Expense	PA	7000000101	10/1/2012	44.66
50422000	DCP Expense	PA	7000000101	10/1/2012	81.31
50422000	DCP Expense	PA	7000000101	10/1/2012	133.76
50422000	DCP Expense	PA	7000000101	10/1/2012	11.71
50422000	DCP Expense	PA	7000000101	10/1/2012	159.87
50422000	DCP Expense	PA	7000000101	10/1/2012	11.06
50422000	DCP Expense	PA	7000000101	10/1/2012	72.15
50422000	DCP Expense	PA	7000000101	10/1/2012	41.04
50422000	DCP Expense	PA	7000000101	10/1/2012	32.26
50422000	DCP Expense	PA	7000000101	10/1/2012	258.53
50422000	DCP Expense	PA	7000000101	10/1/2012	132.05
50422000	DCP Expense	PA	7000000101	10/1/2012	41.51
50422000	DCP Expense	PA	7000000101	10/1/2012	87.60
50422000	DCP Expense	PA	7000000101	10/1/2012	65.73
50422000	DCP Expense	PA	7000000101	10/1/2012	46.26
50422000	DCP Expense	PA	7000000101	10/1/2012	32.86
50422000	DCP Expense	PA	7000000101	10/1/2012	(3.73)
50422000	DCP Expense	PA	7000000101	10/1/2012	15.62
50422000	DCP Expense	PA	7000000101	10/1/2012	26.62
50422000	DCP Expense	PA	7000000101	10/1/2012	4.43
50422000	DCP Expense	PA	7000000101	10/1/2012	185.24
50422000	DCP Expense	PA	7000000101	10/1/2012	282.17
50422000	DCP Expense	PA	7000000101	10/1/2012	3.79
50422000	DCP Expense	PA	7000000101	10/1/2012	22.58
50422000	DCP Expense	PA	7000000101	10/1/2012	5.02
50422000	DCP Expense	PA	7000000101	10/1/2012	4.86
50422000	DCP Expense	PA	7000000101	10/1/2012	55.98
50422000	DCP Expense	PA	7000000101	10/1/2012	65.51
50422000	DCP Expense	PA	7000000101	10/1/2012	5.46
50422000	DCP Expense	PA	7000000101	10/1/2012	10.93
50422000	DCP Expense	PA	7000000101	10/1/2012	70.28
50422000	DCP Expense	PA	7000000101	10/1/2012	281.96
50422000	DCP Expense	PA	7000000101	10/1/2012	1.37
50422000	DCP Expense	PA	7000000101	10/1/2012	21.84
50550000	Group Insur Expense	DR	4000001801	10/1/2012	(196.34)
50550000	Group Insur Expense	DR	4000001806	10/1/2012	(463.00)
50550000	Group Insur Expense	DR	4000001810	10/1/2012	(50.00)
50550000	Group Insur Expense	DR	4000001817	10/1/2012	(463.00)
50550000	Group Insur Expense	DR	4000001825	10/1/2012	(463.00)
50550000	Group Insur Expense	PA	7000000060	10/1/2012	(266.27)
50550000	Group Insur Expense	PA	7000000060	10/1/2012	(258.23)
50550000	Group Insur Expense	PA	7000000060	10/1/2012	(1,183.97)
50550000	Group Insur Expense	PA	7000000060	10/1/2012	(239.36)
50550000	Group Insur Expense	PA	7000000060	10/1/2012	(122.66)
50550000	Group Insur Expense	PA	7000000060	10/1/2012	(1,505.96)
50550000	Group Insur Expense	PA	7000000060	10/1/2012	(267.02)
50550000	Group Insur Expense	PA	7000000060	10/1/2012	(81.39)
50550000	Group Insur Expense	PA	7000000060	10/1/2012	(465.75)
50550000	Group Insur Expense	PA	7000000060	10/1/2012	(121.59)
50550000	Group Insur Expense	PA	7000000060	10/1/2012	(20.26)
50550000	Group Insur Expense	PA	7000000060	10/1/2012	(58.60)
50550000	Group Insur Expense	PA	7000000060	10/1/2012	(73.83)
50550000	Group Insur Expense	PA	7000000060	10/1/2012	(515.98)
50550000	Group Insur Expense	PA	7000000060	10/1/2012	(942.01)

Kentucky American Water Company  
Case No. 2012-00520  
Response to PSC DR1, Item 31

Account	Description	Doc Type	Document Number	Posting Date	Amount
50550000	Group Insur Expense	PA	7000000060	10/1/2012	(2,086.06)
50550000	Group Insur Expense	PA	7000000060	10/1/2012	(741.78)
50550000	Group Insur Expense	PA	7000000060	10/1/2012	(238.60)
50550000	Group Insur Expense	PA	7000000060	10/1/2012	(1,279.27)
50550000	Group Insur Expense	PA	7000000060	10/1/2012	(10.88)
50550000	Group Insur Expense	PA	7000000060	10/1/2012	(139.80)
50550000	Group Insur Expense	PA	7000000060	10/1/2012	(139.80)
50550000	Group Insur Expense	PA	7000000060	10/1/2012	(65.14)
50550000	Group Insur Expense	PA	7000000060	10/1/2012	(701.95)
50550000	Group Insur Expense	PA	7000000060	10/1/2012	(2.63)
50550000	Group Insur Expense	PA	7000000060	10/1/2012	(55.64)
50550000	Group Insur Expense	PA	7000000060	10/1/2012	(2,604.39)
50550000	Group Insur Expense	PA	7000000060	10/1/2012	(54.02)
50550000	Group Insur Expense	PA	7000000060	10/1/2012	(107.38)
50550000	Group Insur Expense	PA	7000000060	10/1/2012	(4,266.46)
50550000	Group Insur Expense	PA	7000000060	10/1/2012	(9,385.90)
50550000	Group Insur Expense	PA	7000000060	10/1/2012	(572.28)
50550000	Group Insur Expense	PA	7000000060	10/1/2012	(135.26)
50550000	Group Insur Expense	PA	7000000060	10/1/2012	(409.29)
50550000	Group Insur Expense	PA	7000000060	10/1/2012	(1,493.04)
50550000	Group Insur Expense	PA	7000000060	10/1/2012	(399.55)
50550000	Group Insur Expense	PA	7000000060	10/1/2012	(270.21)
50550000	Group Insur Expense	PA	7000000060	10/1/2012	(148.46)
50550000	Group Insur Expense	PA	7000000060	10/1/2012	(1,104.15)
50550000	Group Insur Expense	PA	7000000060	10/1/2012	(21.16)
50550000	Group Insur Expense	PA	7000000060	10/1/2012	(1,235.03)
50550000	Group Insur Expense	PA	7000000060	10/1/2012	(248.80)
50550000	Group Insur Expense	PA	7000000060	10/1/2012	(1,737.05)
50550000	Group Insur Expense	PA	7000000060	10/1/2012	(7,924.74)
50550000	Group Insur Expense	PA	7000000060	10/1/2012	(481.37)
50550000	Group Insur Expense	PA	7000000060	10/1/2012	(15.15)
50550000	Group Insur Expense	PA	7000000060	10/1/2012	(104.28)
50550000	Group Insur Expense	PA	7000000060	10/1/2012	(632.11)
50550000	Group Insur Expense	PA	7000000060	10/1/2012	(348.78)
50550000	Group Insur Expense	PA	7000000060	10/1/2012	(444.27)
50550000	Group Insur Expense	PA	7000000060	10/1/2012	(1,222.87)
50550000	Group Insur Expense	PA	7000000060	10/1/2012	(1,172.52)
50550000	Group Insur Expense	PA	7000000060	10/1/2012	(546.13)
50550000	Group Insur Expense	PA	7000000060	10/1/2012	(707.50)
50550000	Group Insur Expense	PA	7000000060	10/1/2012	(295.70)
50550000	Group Insur Expense	PA	7000000060	10/1/2012	(109.00)
50550000	Group Insur Expense	PA	7000000060	10/1/2012	(236.62)
50550000	Group Insur Expense	PA	7000000060	10/1/2012	(1,132.41)
50550000	Group Insur Expense	PA	7000000060	10/1/2012	(33.56)
50550000	Group Insur Expense	PA	7000000060	10/1/2012	(22.37)
50550000	Group Insur Expense	PA	7000000060	10/1/2012	(44.74)
50550000	Group Insur Expense	PA	7000000060	10/1/2012	(273.65)
50550000	Group Insur Expense	PA	7000000060	10/1/2012	(584.69)
50550000	Group Insur Expense	PA	7000000060	10/1/2012	(266.10)
50550000	Group Insur Expense	PA	7000000060	10/1/2012	(241.27)
50550000	Group Insur Expense	PA	7000000060	10/1/2012	(5.51)
50550000	Group Insur Expense	PA	7000000060	10/1/2012	(8.48)
50550000	Group Insur Expense	PA	7000000060	10/1/2012	(25.45)
50550000	Group Insur Expense	PA	7000000060	10/1/2012	(81.91)
50550000	Group Insur Expense	PA	7000000060	10/1/2012	(293.61)
50550000	Group Insur Expense	PA	7000000060	10/1/2012	(273.42)
50550000	Group Insur Expense	PA	7000000060	10/1/2012	(348.94)
50550000	Group Insur Expense	PA	7000000060	10/1/2012	(54.60)
50550000	Group Insur Expense	PA	7000000060	10/1/2012	(626.25)
50550000	Group Insur Expense	PA	7000000060	10/1/2012	(309.73)
50550000	Group Insur Expense	PA	7000000060	10/1/2012	(2,690.19)
50550000	Group Insur Expense	PA	7000000101	10/1/2012	1,723.14
50550000	Group Insur Expense	PA	7000000101	10/1/2012	1,450.13
50550000	Group Insur Expense	PA	7000000101	10/1/2012	3,624.35
50550000	Group Insur Expense	PA	7000000101	10/1/2012	12.49
50550000	Group Insur Expense	PA	7000000101	10/1/2012	126.54
50550000	Group Insur Expense	PA	7000000101	10/1/2012	147.89
50550000	Group Insur Expense	PA	7000000101	10/1/2012	669.89
50550000	Group Insur Expense	PA	7000000101	10/1/2012	385.40
50550000	Group Insur Expense	PA	7000000101	10/1/2012	480.19
50550000	Group Insur Expense	PA	7000000101	10/1/2012	2,305.16
50550000	Group Insur Expense	PA	7000000101	10/1/2012	191.10
50550000	Group Insur Expense	PA	7000000101	10/1/2012	15.74
50550000	Group Insur Expense	PA	7000000101	10/1/2012	88.57
50550000	Group Insur Expense	PA	7000000101	10/1/2012	62.91
50550000	Group Insur Expense	PA	7000000101	10/1/2012	481.48
50550000	Group Insur Expense	PA	7000000101	10/1/2012	225.97

Kentucky American Water Company  
Case No. 2012-00520  
Response to PSC DR1, Item 31

Account	Description	Doc Type	Document Number	Posting Date	Amount
50550000	Group Insur Expense	PA	7000000101	10/1/2012	1,383.51
50550000	Group Insur Expense	PA	7000000101	10/1/2012	232.06
50550000	Group Insur Expense	PA	7000000101	10/1/2012	32.89
50550000	Group Insur Expense	PA	7000000101	10/1/2012	155.51
50550000	Group Insur Expense	PA	7000000101	10/1/2012	26.83
50550000	Group Insur Expense	PA	7000000101	10/1/2012	642.85
50550000	Group Insur Expense	PA	7000000101	10/1/2012	2,082.50
50550000	Group Insur Expense	PA	7000000101	10/1/2012	260.77
50550000	Group Insur Expense	PA	7000000101	10/1/2012	568.23
50550000	Group Insur Expense	PA	7000000101	10/1/2012	2,527.71
50550000	Group Insur Expense	PA	7000000101	10/1/2012	229.34
50550000	Group Insur Expense	PA	7000000101	10/1/2012	854.04
50550000	Group Insur Expense	PA	7000000101	10/1/2012	3,144.64
50550000	Group Insur Expense	PA	7000000101	10/1/2012	10,543.37
50550000	Group Insur Expense	PA	7000000101	10/1/2012	9.71
50550000	Group Insur Expense	PA	7000000101	10/1/2012	1,803.23
50550000	Group Insur Expense	PA	7000000101	10/1/2012	550.28
50550000	Group Insur Expense	PA	7000000101	10/1/2012	57.76
50550000	Group Insur Expense	PA	7000000101	10/1/2012	136.83
50550000	Group Insur Expense	PA	7000000101	10/1/2012	10.80
50550000	Group Insur Expense	PA	7000000101	10/1/2012	21.54
50550000	Group Insur Expense	PA	7000000101	10/1/2012	372.56
50550000	Group Insur Expense	PA	7000000101	10/1/2012	28.70
50550000	Group Insur Expense	PA	7000000101	10/1/2012	25.10
50550000	Group Insur Expense	PA	7000000101	10/1/2012	900.10
50550000	Group Insur Expense	PA	7000000101	10/1/2012	2,015.65
50550000	Group Insur Expense	PA	7000000101	10/1/2012	226.97
50550000	Group Insur Expense	PA	7000000101	10/1/2012	506.72
50550000	Group Insur Expense	PA	7000000101	10/1/2012	361.27
50550000	Group Insur Expense	PA	7000000101	10/1/2012	212.34
50550000	Group Insur Expense	PA	7000000101	10/1/2012	6.64
50550000	Group Insur Expense	PA	7000000101	10/1/2012	422.91
50550000	Group Insur Expense	PA	7000000101	10/1/2012	307.62
50550000	Group Insur Expense	PA	7000000101	10/1/2012	7,450.99
50550000	Group Insur Expense	PA	7000000101	10/1/2012	5,559.35
50550000	Group Insur Expense	PA	7000000101	10/1/2012	6,894.81
50550000	Group Insur Expense	PA	7000000101	10/1/2012	27.96
50550000	Group Insur Expense	PA	7000000101	10/1/2012	162.55
50550000	Group Insur Expense	PA	7000000101	10/1/2012	36.40
50550000	Group Insur Expense	PA	7000000101	10/1/2012	520.71
50550000	Group Insur Expense	PA	7000000101	10/1/2012	1,020.89
50550000	Group Insur Expense	PA	7000000101	10/1/2012	33.37
50550000	Group Insur Expense	PA	7000000101	10/1/2012	76.75
50550000	Group Insur Expense	PA	7000000101	10/1/2012	55.03
50550000	Group Insur Expense	PA	7000000101	10/1/2012	988.71
50550000	Group Insur Expense	PA	7000000101	10/1/2012	64.66
50550000	Group Insur Expense	PA	7000000101	10/1/2012	668.42
50550000	Group Insur Expense	PA	7000000101	10/1/2012	243.30
50550000	Group Insur Expense	PA	7000000101	10/1/2012	116.32
50550000	Group Insur Expense	PA	7000000101	10/1/2012	87.27
50550000	Group Insur Expense	PA	7000000101	10/1/2012	62.51
50550000	Group Insur Expense	PA	7000000101	10/1/2012	465.07
50550000	Group Insur Expense	PA	7000000101	10/1/2012	43.64
50550000	Group Insur Expense	PA	7000000101	10/1/2012	(17.57)
50550000	Group Insur Expense	PA	7000000101	10/1/2012	43.03
50550000	Group Insur Expense	PA	7000000101	10/1/2012	88.04
50550000	Group Insur Expense	PA	7000000101	10/1/2012	1,831.87
50550000	Group Insur Expense	PA	7000000101	10/1/2012	30.14
50550000	Group Insur Expense	PA	7000000101	10/1/2012	657.75
50550000	Group Insur Expense	PA	7000000101	10/1/2012	368.37
50550000	Group Insur Expense	PA	7000000101	10/1/2012	217.24
50550000	Group Insur Expense	PA	7000000101	10/1/2012	645.24
50550000	Group Insur Expense	PA	7000000101	10/1/2012	1,763.92
50550000	Group Insur Expense	PA	7000000101	10/1/2012	1,972.35
51010000	Purchased Water	SG	100001370	10/1/2012	(9,139.84)
51010000	Purchased Water	SG	100001370	10/1/2012	(4,872.00)
51010000	Purchased Water	SG	100001370	10/1/2012	(23,716.00)
51010000	Purchased Water	SG	100001370	10/1/2012	(4,512.00)
51010000	Purchased Water	SG	100001375	10/1/2012	(17,325.00)
51110000	Waste Disposal	SG	100001388	10/1/2012	(2,455.20)
51110000	Waste Disposal	SG	100001398	10/1/2012	(130.46)
51510000	Purchased Power	SG	100001364	10/1/2012	1,456.33
51510000	Purchased Power	SG	100001364	10/1/2012	6,037.29
51510000	Purchased Power	SG	100001364	10/1/2012	(321.41)
51510000	Purchased Power	SG	100001364	10/1/2012	2,919.27
51510000	Purchased Power	SG	100001373	10/1/2012	8,985.22
51510000	Purchased Power	SG	100001373	10/1/2012	32.90

Kentucky American Water Company  
Case No. 2012-00520  
Response to PSC DR1, Item 31

Account	Description	Doc Type	Document Number	Posting Date	Amount
51510000	Purchased Power	SG	100001373	10/1/2012	128.34
51510000	Purchased Power	SG	100001373	10/1/2012	59,586.93
51510000	Purchased Power	SG	100001373	10/1/2012	1,627.76
51510000	Purchased Power	SG	100001373	10/1/2012	265.37
51510000	Purchased Power	SG	100001373	10/1/2012	1.28
51510000	Purchased Power	SG	100001373	10/1/2012	50.33
51510000	Purchased Power	SG	100001376	10/1/2012	21.74
51510000	Purchased Power	SG	100001376	10/1/2012	128.34
51510000	Purchased Power	SG	100001376	10/1/2012	13,527.68
51510000	Purchased Power	SG	100001376	10/1/2012	1,023.75
51510000	Purchased Power	SG	100001376	10/1/2012	1.28
51510000	Purchased Power	SG	100001376	10/1/2012	4.10
51510000	Purchased Power	SG	100001377	10/1/2012	(8,985.22)
51510000	Purchased Power	SG	100001377	10/1/2012	(32.90)
51510000	Purchased Power	SG	100001377	10/1/2012	(128.34)
51510000	Purchased Power	SG	100001377	10/1/2012	(59,586.93)
51510000	Purchased Power	SG	100001377	10/1/2012	(1,627.76)
51510000	Purchased Power	SG	100001377	10/1/2012	(265.37)
51510000	Purchased Power	SG	100001377	10/1/2012	(1.28)
51510000	Purchased Power	SG	100001377	10/1/2012	(50.33)
51510000	Purchased Power	SG	100001388	10/1/2012	(50,936.60)
51510000	Purchased Power	SG	100001388	10/1/2012	(186.49)
51510000	Purchased Power	SG	100001388	10/1/2012	(727.57)
51510000	Purchased Power	SG	100001388	10/1/2012	(337,794.39)
51510000	Purchased Power	SG	100001388	10/1/2012	(9,227.69)
51510000	Purchased Power	SG	100001388	10/1/2012	(1,504.36)
51510000	Purchased Power	SG	100001388	10/1/2012	(7.26)
51510000	Purchased Power	SG	100001388	10/1/2012	(285.30)
51510000	Purchased Power	SG	100001397	10/1/2012	(237.68)
51510000	Purchased Power	SG	100001397	10/1/2012	(21.25)
51510000	Purchased Power	SG	100001398	10/1/2012	(2,489.32)
51510000	Purchased Power	SG	100001398	10/1/2012	(12.83)
51510000	Purchased Power	SG	100001398	10/1/2012	(38.66)
51510000	Purchased Power	SG	100001398	10/1/2012	(16,958.00)
51510000	Purchased Power	SG	100001398	10/1/2012	(583.87)
51510000	Purchased Power	SG	100001398	10/1/2012	(112.64)
51510000	Purchased Power	SG	100001398	10/1/2012	(1.09)
51510000	Purchased Power	SG	100001398	10/1/2012	(22.64)
51800000	Chemicals	SG	100001368	10/1/2012	(7,666.30)
52000000	M&S Expense (O&M)	SG	100001391	10/1/2012	(39,499.64)
52000000	M&S Expense (O&M)	SG	100001392	10/1/2012	(26,638.57)
52000000	M&S Expense (O&M)	KR	5000001834	10/1/2012	1,309.21
52000000	M&S Expense (O&M)	KA	5000002295	10/1/2012	(1,309.21)
52500000	Misc Expense (O&M)	SG	100001368	10/1/2012	(22,790.00)
52500000	Misc Expense (O&M)	SG	100001368	10/1/2012	(5,490.00)
52500000	Misc Expense (O&M)	SG	100001368	10/1/2012	(194,514.58)
52500000	Misc Expense (O&M)	SG	100001380	10/1/2012	(100.06)
52500000	Misc Expense (O&M)	WE	5000001837	10/1/2012	276.13
52503000	Advertising	KR	5000001828	10/1/2012	132.50
52503000	Advertising	KR	5000001828	10/1/2012	92.75
52510000	Bank Svc Charges	SG	100001382	10/1/2012	(17,941.24)
52510000	Bank Svc Charges	SG	100001393	10/1/2012	(17,112.43)
52514903	Cust Edu Comm-Issues	KR	5000001831	10/1/2012	127.20
52514904	Cust Edu Comm-Consrv	KR	5000001826	10/1/2012	3,869.00
52515001	Commun Relations-S	KR	5000001823	10/1/2012	596.08
52515001	Commun Relations-S	KR	5000001830	10/1/2012	212.00
52515001	Commun Relations-S	KR	5000001830	10/1/2012	185.50
52520000	Collection Agencies	SG	100001378	10/1/2012	(2,024.89)
52520000	Collection Agencies	SG	100001383	10/1/2012	(3,176.65)
52520000	Collection Agencies	SG	100001383	10/1/2012	(2,352.00)
52520000	Collection Agencies	SG	100001383	10/1/2012	(2,755.72)
52526100	Credit Line Fees I/C	SG	100001400	10/1/2012	(5,941.83)
52532000	Electricity	SG	100001373	10/1/2012	12.91
52532000	Electricity	SG	100001373	10/1/2012	2.15
52532000	Electricity	SG	100001373	10/1/2012	669.97
52532000	Electricity	SG	100001373	10/1/2012	88.66
52532000	Electricity	SG	100001373	10/1/2012	1,107.74
52532000	Electricity	SG	100001373	10/1/2012	27.28
52532000	Electricity	SG	100001376	10/1/2012	1.85
52532000	Electricity	SG	100001376	10/1/2012	5.96
52532000	Electricity	SG	100001376	10/1/2012	39.12
52532000	Electricity	SG	100001377	10/1/2012	(12.91)
52532000	Electricity	SG	100001377	10/1/2012	(2.15)
52532000	Electricity	SG	100001377	10/1/2012	(669.97)
52532000	Electricity	SG	100001377	10/1/2012	(88.66)
52532000	Electricity	SG	100001377	10/1/2012	(1,107.74)
52532000	Electricity	SG	100001377	10/1/2012	(27.28)



Kentucky American Water Company  
Case No. 2012-00520  
Response to PSC DR1, Item 31

Account	Description	Doc Type	Document Number	Posting Date	Amount
52532000	Electricity	SG	100001388	10/1/2012	(73.20)
52532000	Electricity	SG	100001388	10/1/2012	(12.16)
52532000	Electricity	SG	100001388	10/1/2012	(3,798.02)
52532000	Electricity	SG	100001388	10/1/2012	(502.58)
52532000	Electricity	SG	100001388	10/1/2012	(6,279.72)
52532000	Electricity	SG	100001388	10/1/2012	(154.64)
52532000	Electricity	SG	100001388	10/1/2012	(1,438.38)
52532000	Electricity	SG	100001397	10/1/2012	(45.56)
52532000	Electricity	SG	100001397	10/1/2012	(88.19)
52532000	Electricity	SG	100001397	10/1/2012	(52.95)
52532000	Electricity	SG	100001398	10/1/2012	(5.80)
52532000	Electricity	SG	100001398	10/1/2012	(2.50)
52532000	Electricity	SG	100001398	10/1/2012	(170.59)
52532000	Electricity	SG	100001398	10/1/2012	(37.25)
52532000	Electricity	SG	100001398	10/1/2012	(333.64)
52532000	Electricity	SG	100001398	10/1/2012	(14.00)
52534000	Employee Expenses	SG	100001391	10/1/2012	(20,299.92)
52534000	Employee Expenses	SG	100001392	10/1/2012	(12,880.47)
52534000	Employee Expenses	SG	100001396	10/1/2012	1,297.86
52534000	Employee Expenses	SG	100001408	10/1/2012	(28,695.14)
52535000	Meals Deductible	SG	100001391	10/1/2012	(20,299.93)
52535000	Meals Deductible	SG	100001392	10/1/2012	(12,880.48)
52535000	Meals Deductible	SG	100001396	10/1/2012	1,297.85
52535000	Meals Deductible	SG	100001408	10/1/2012	(28,695.13)
52542000	Forms	SG	100001381	10/1/2012	(49,497.18)
52548000	Heating Oil/Gas	SG	100001373	10/1/2012	77.87
52548000	Heating Oil/Gas	SG	100001373	10/1/2012	1.53
52548000	Heating Oil/Gas	SG	100001373	10/1/2012	152.52
52548000	Heating Oil/Gas	SG	100001376	10/1/2012	19.69
52548000	Heating Oil/Gas	SG	100001376	10/1/2012	1.53
52548000	Heating Oil/Gas	SG	100001376	10/1/2012	67.98
52548000	Heating Oil/Gas	SG	100001377	10/1/2012	(77.87)
52548000	Heating Oil/Gas	SG	100001377	10/1/2012	(1.53)
52548000	Heating Oil/Gas	SG	100001377	10/1/2012	(152.52)
52548000	Heating Oil/Gas	SG	100001388	10/1/2012	(441.46)
52548000	Heating Oil/Gas	SG	100001388	10/1/2012	(8.70)
52548000	Heating Oil/Gas	SG	100001388	10/1/2012	(864.61)
52548000	Heating Oil/Gas	SG	100001398	10/1/2012	(22.94)
52548000	Heating Oil/Gas	SG	100001398	10/1/2012	(0.49)
52548000	Heating Oil/Gas	SG	100001398	10/1/2012	(43.61)
52554500	Lab Supplies	SG	100001365	10/1/2012	(1,600.00)
52562500	Overnight Shippng	KR	5000001818	10/1/2012	24.80
52571000	Security Svc	SG	100001365	10/1/2012	(3,808.00)
52574000	Telephone	SG	100001390	10/1/2012	(1,980.63)
52574000	Telephone	SG	100001390	10/1/2012	(3,225.90)
52574000	Telephone	SG	100001390	10/1/2012	(8.36)
52574000	Telephone	SG	100001390	10/1/2012	(475.70)
52574000	Telephone	SG	100001390	10/1/2012	(115.99)
52574000	Telephone	SG	100001390	10/1/2012	(9.54)
52574000	Telephone	SG	100001390	10/1/2012	(45.09)
52574000	Telephone	SG	100001390	10/1/2012	(1,628.38)
52574000	Telephone	SG	100001390	10/1/2012	(59.70)
52574100	Cell Phone	SG	100001390	10/1/2012	(112.58)
52574100	Cell Phone	SG	100001390	10/1/2012	(4.59)
52574100	Cell Phone	SG	100001390	10/1/2012	(484.41)
52574100	Cell Phone	SG	100001390	10/1/2012	(1,241.05)
52574100	Cell Phone	SG	100001390	10/1/2012	(485.74)
52574100	Cell Phone	SG	100001390	10/1/2012	(830.08)
52574100	Cell Phone	SG	100001390	10/1/2012	(133.74)
52574100	Cell Phone	SG	100001390	10/1/2012	(132.62)
52574100	Cell Phone	SG	100001390	10/1/2012	(118.33)
52574100	Cell Phone	SG	100001390	10/1/2012	(2,360.17)
52574100	Cell Phone	SG	100001390	10/1/2012	(4,410.54)
52574100	Cell Phone	SG	100001390	10/1/2012	(906.25)
52574100	Cell Phone	SG	100001390	10/1/2012	(126.69)
52574100	Cell Phone	SG	100001390	10/1/2012	(212.62)
52574100	Cell Phone	SG	100001390	10/1/2012	(488.10)
53110000	Contr Svc-Eng	KR	5000001836	10/1/2012	19,553.00
53150000	Contr Svc-Other	SG	100001365	10/1/2012	(2,800.00)
53150000	Contr Svc-Other	SG	100001368	10/1/2012	(2,500.00)
53150000	Contr Svc-Other	SG	100001368	10/1/2012	(1,350.00)
53150000	Contr Svc-Other	SG	100001368	10/1/2012	(5,278.00)
53150000	Contr Svc-Other	SG	100001369	10/1/2012	(10,173.85)
53150000	Contr Svc-Other	SG	100001369	10/1/2012	(10,205.80)
53150000	Contr Svc-Other	SG	100001369	10/1/2012	(6,987.40)
53150000	Contr Svc-Other	SG	100001369	10/1/2012	(8,596.46)
53150000	Contr Svc-Other	SG	100001369	10/1/2012	(10,205.80)

Kentucky American Water Company  
Case No. 2012-00520  
Response to PSC DR1, Item 31

Account	Description	Doc Type	Document Number	Posting Date	Amount
53150000	Contr Svc-Other	SG	100001369	10/1/2012	(8,596.46)
53150000	Contr Svc-Other	SG	100001369	10/1/2012	(55,055.00)
53150000	Contr Svc-Other	SG	100001369	10/1/2012	(9,500.00)
53150000	Contr Svc-Other	SG	100001369	10/1/2012	(8,500.00)
53150000	Contr Svc-Other	SG	100001369	10/1/2012	(7,292.22)
53150000	Contr Svc-Other	SG	100001369	10/1/2012	(6,716.38)
53150000	Contr Svc-Other	SG	100001369	10/1/2012	(27,034.09)
53150000	Contr Svc-Other	SG	100001369	10/1/2012	(50,000.00)
53150000	Contr Svc-Other	SG	100001369	10/1/2012	(9,500.07)
53150000	Contr Svc-Other	SG	100001369	10/1/2012	(9,483.30)
53150000	Contr Svc-Other	SG	100001369	10/1/2012	(9,500.07)
53150000	Contr Svc-Other	SG	100001369	10/1/2012	(338,619.83)
53150000	Contr Svc-Other	SG	100001369	10/1/2012	(45,000.00)
53150000	Contr Svc-Other	SG	100001369	10/1/2012	(46,259.35)
53150000	Contr Svc-Other	SG	100001369	10/1/2012	(30,000.00)
53150000	Contr Svc-Other	SG	100001369	10/1/2012	(35,000.00)
53150000	Contr Svc-Other	SG	100001369	10/1/2012	(5,000.00)
53150000	Contr Svc-Other	SG	100001369	10/1/2012	(43,000.00)
53150000	Contr Svc-Other	SG	100001386	10/1/2012	(11,866.50)
53150000	Contr Svc-Other	SG	100001402	10/1/2012	(805.00)
53150000	Contr Svc-Other	SG	100001402	10/1/2012	(121,806.32)
53150000	Contr Svc-Other	SG	100001413	10/1/2012	(5,001.01)
53151000	Contr Svc-Temp EE	SG	100001365	10/1/2012	(7,224.00)
53155000	Contr Svc-Legal	SG	100001367	10/1/2012	(920.00)
53155000	Contr Svc-Legal	SG	100001367	10/1/2012	(11,667.50)
53155000	Contr Svc-Legal	SG	100001367	10/1/2012	(1,102.20)
53155000	Contr Svc-Legal	SG	100001367	10/1/2012	(379.00)
53155000	Contr Svc-Legal	SG	100001367	10/1/2012	(198.00)
53155000	Contr Svc-Legal	SG	100001367	10/1/2012	(4,308.30)
53155000	Contr Svc-Legal	SG	100001367	10/1/2012	(176.00)
53155000	Contr Svc-Legal	SG	100001367	10/1/2012	(117.00)
53155000	Contr Svc-Legal	SG	100001371	10/1/2012	(24,300.70)
54140000	Rents-Equip	KR	5000001822	10/1/2012	140.10
55000000	Transportation (O&M)	WE	5000001833	10/1/2012	265.00
55010100	Trans Lease Costs	SG	100001384	10/1/2012	(5.67)
55010100	Trans Lease Costs	SG	100001394	10/1/2012	(1,518.90)
55010200	Trans Lease Fuel	SG	100001387	10/1/2012	(5,911.05)
55010200	Trans Lease Fuel	SG	100001387	10/1/2012	(775.13)
55010200	Trans Lease Fuel	SG	100001394	10/1/2012	(56,447.77)
55010200	Trans Lease Fuel	SG	100001394	10/1/2012	(8,988.04)
55010200	Trans Lease Fuel	SG	100001394	10/1/2012	(406.88)
55010300	Trans Lease Maint	SG	100001385	10/1/2012	(775.10)
55010300	Trans Lease Maint	SG	100001389	10/1/2012	(1,527.78)
55010300	Trans Lease Maint	SG	100001394	10/1/2012	13,473.25
55010300	Trans Lease Maint	SG	100001394	10/1/2012	(1,674.93)
55010300	Trans Lease Maint	SG	100001394	10/1/2012	(436.27)
57010000	Uncoll Accts Exp	ZA	9400000596	10/1/2012	(437.26)
57010000	Uncoll Accts Exp	ZA	9400000596	10/1/2012	(11.21)
62520700	Misc Main Pvg/Bckfil	SG	100001372	10/1/2012	(9,892.10)
62520700	Misc Main Pvg/Bckfil	SG	100001372	10/1/2012	(697.60)
62520700	Misc Main Pvg/Bckfil	SG	100001372	10/1/2012	(479.60)
62520700	Misc Main Pvg/Bckfil	SG	100001372	10/1/2012	(5,453.21)
62520700	Misc Main Pvg/Bckfil	SG	100001372	10/1/2012	(482.80)
62520700	Misc Main Pvg/Bckfil	SG	100001374	10/1/2012	(1,229.00)
62520700	Misc Main Pvg/Bckfil	SG	100001374	10/1/2012	(10,870.84)
62520700	Misc Main Pvg/Bckfil	SG	100001374	10/1/2012	(20,300.30)
62520700	Misc Main Pvg/Bckfil	SG	100001374	10/1/2012	(3,836.93)
62520700	Misc Main Pvg/Bckfil	SG	100001374	10/1/2012	(50.00)
62520700	Misc Main Pvg/Bckfil	SG	100001374	10/1/2012	(250.80)
62520700	Misc Main Pvg/Bckfil	SG	100001374	10/1/2012	(192.00)
62520700	Misc Main Pvg/Bckfil	SG	100001374	10/1/2012	(114.00)
62520700	Misc Main Pvg/Bckfil	SG	100001374	10/1/2012	(387.41)
62520700	Misc Main Pvg/Bckfil	SG	100001374	10/1/2012	(1,684.20)
62520700	Misc Main Pvg/Bckfil	SG	100001374	10/1/2012	(5,467.13)
62520700	Misc Main Pvg/Bckfil	SG	100001374	10/1/2012	(278.00)
68520000	Property Taxes	SH	9600000085	10/1/2012	349,713.04
68533000	FICA	SG	100001379	10/1/2012	(13,106.00)
68533000	FICA	PA	7000000060	10/1/2012	(102.64)
68533000	FICA	PA	7000000060	10/1/2012	(75.66)
68533000	FICA	PA	7000000060	10/1/2012	(408.48)
68533000	FICA	PA	7000000060	10/1/2012	(101.36)
68533000	FICA	PA	7000000060	10/1/2012	(114.08)
68533000	FICA	PA	7000000060	10/1/2012	(79.55)
68533000	FICA	PA	7000000060	10/1/2012	(35.85)
68533000	FICA	PA	7000000060	10/1/2012	(253.44)
68533000	FICA	PA	7000000060	10/1/2012	(266.45)
68533000	FICA	PA	7000000060	10/1/2012	(6.49)

Kentucky American Water Company  
Case No. 2012-00520  
Response to PSC DR1, Item 31

Account	Description	Doc Type	Document Number	Posting Date	Amount
68533000	FICA	PA	7000000060	10/1/2012	(34.73)
68533000	FICA	PA	7000000060	10/1/2012	(28.34)
68533000	FICA	PA	7000000060	10/1/2012	(38.96)
68533000	FICA	PA	7000000060	10/1/2012	(833.65)
68533000	FICA	PA	7000000060	10/1/2012	(20.36)
68533000	FICA	PA	7000000060	10/1/2012	(35.19)
68533000	FICA	PA	7000000060	10/1/2012	(351.20)
68533000	FICA	PA	7000000060	10/1/2012	(750.62)
68533000	FICA	PA	7000000060	10/1/2012	(210.68)
68533000	FICA	PA	7000000060	10/1/2012	(92.59)
68533000	FICA	PA	7000000060	10/1/2012	(43.72)
68533000	FICA	PA	7000000060	10/1/2012	(39.15)
68533000	FICA	PA	7000000060	10/1/2012	(39.14)
68533000	FICA	PA	7000000060	10/1/2012	(7.26)
68533000	FICA	PA	7000000060	10/1/2012	(319.72)
68533000	FICA	PA	7000000060	10/1/2012	(1.73)
68533000	FICA	PA	7000000060	10/1/2012	(16.61)
68533000	FICA	PA	7000000060	10/1/2012	(170.77)
68533000	FICA	PA	7000000060	10/1/2012	(42.32)
68533000	FICA	PA	7000000060	10/1/2012	(178.28)
68533000	FICA	PA	7000000060	10/1/2012	(504.58)
68533000	FICA	PA	7000000060	10/1/2012	(120.60)
68533000	FICA	PA	7000000060	10/1/2012	(125.03)
68533000	FICA	PA	7000000060	10/1/2012	(440.36)
68533000	FICA	PA	7000000060	10/1/2012	(92.03)
68533000	FICA	PA	7000000060	10/1/2012	(640.75)
68533000	FICA	PA	7000000060	10/1/2012	(13.80)
68533000	FICA	PA	7000000060	10/1/2012	(636.48)
68533000	FICA	PA	7000000060	10/1/2012	(104.03)
68533000	FICA	PA	7000000060	10/1/2012	(740.29)
68533000	FICA	PA	7000000060	10/1/2012	(1,450.18)
68533000	FICA	PA	7000000060	10/1/2012	(3,546.74)
68533000	FICA	PA	7000000060	10/1/2012	(3,011.34)
68533000	FICA	PA	7000000060	10/1/2012	(125.63)
68533000	FICA	PA	7000000060	10/1/2012	(30.28)
68533000	FICA	PA	7000000060	10/1/2012	(116.80)
68533000	FICA	PA	7000000060	10/1/2012	(156.14)
68533000	FICA	PA	7000000060	10/1/2012	(501.68)
68533000	FICA	PA	7000000060	10/1/2012	(372.71)
68533000	FICA	PA	7000000060	10/1/2012	(145.93)
68533000	FICA	PA	7000000060	10/1/2012	(182.82)
68533000	FICA	PA	7000000060	10/1/2012	(258.99)
68533000	FICA	PA	7000000060	10/1/2012	(632.94)
68533000	FICA	PA	7000000060	10/1/2012	(48.59)
68533000	FICA	PA	7000000060	10/1/2012	(71.20)
68533000	FICA	PA	7000000060	10/1/2012	(57.00)
68533000	FICA	PA	7000000060	10/1/2012	(37.80)
68533000	FICA	PA	7000000060	10/1/2012	(25.20)
68533000	FICA	PA	7000000060	10/1/2012	(50.40)
68533000	FICA	PA	7000000060	10/1/2012	(10.60)
68533000	FICA	PA	7000000060	10/1/2012	(3.05)
68533000	FICA	PA	7000000060	10/1/2012	(9.17)
68533000	FICA	PA	7000000060	10/1/2012	(118.81)
68533000	FICA	PA	7000000060	10/1/2012	(96.78)
68533000	FICA	PA	7000000060	10/1/2012	(68.75)
68533000	FICA	PA	7000000060	10/1/2012	(36.40)
68533000	FICA	PA	7000000060	10/1/2012	(41.10)
68533000	FICA	PA	7000000060	10/1/2012	(87.88)
68533000	FICA	PA	7000000060	10/1/2012	(89.69)
68533000	FICA	PA	7000000060	10/1/2012	(97.45)
68533000	FICA	PA	7000000060	10/1/2012	(547.25)
68533000	FICA	PA	7000000060	10/1/2012	(212.71)
68533000	FICA	PA	7000000060	10/1/2012	(139.45)
68533000	FICA	PA	7000000060	10/1/2012	(114.41)
68533000	FICA	PA	7000000060	10/1/2012	(4.90)
68533000	FICA	PA	7000000060	10/1/2012	(827.25)
68533000	FICA	PA	7000000101	10/1/2012	574.63
68533000	FICA	PA	7000000101	10/1/2012	46.12
68533000	FICA	PA	7000000101	10/1/2012	3.90
68533000	FICA	PA	7000000101	10/1/2012	25.34
68533000	FICA	PA	7000000101	10/1/2012	15.62
68533000	FICA	PA	7000000101	10/1/2012	144.08
68533000	FICA	PA	7000000101	10/1/2012	456.65
68533000	FICA	PA	7000000101	10/1/2012	977.75
68533000	FICA	PA	7000000101	10/1/2012	10.02
68533000	FICA	PA	7000000101	10/1/2012	101.61
68533000	FICA	PA	7000000101	10/1/2012	112.17

Kentucky American Water Company  
Case No. 2012-00520  
Response to PSC DR1, Item 31

Account	Description	Doc Type	Document Number	Posting Date	Amount
68533000	FICA	PA	7000000101	10/1/2012	314.85
68533000	FICA	PA	7000000101	10/1/2012	97.50
68533000	FICA	PA	7000000101	10/1/2012	771.13
68533000	FICA	PA	7000000101	10/1/2012	5,216.32
68533000	FICA	PA	7000000101	10/1/2012	89.34
68533000	FICA	PA	7000000101	10/1/2012	889.78
68533000	FICA	PA	7000000101	10/1/2012	129.98
68533000	FICA	PA	7000000101	10/1/2012	819.28
68533000	FICA	PA	7000000101	10/1/2012	83.60
68533000	FICA	PA	7000000101	10/1/2012	14.82
68533000	FICA	PA	7000000101	10/1/2012	246.76
68533000	FICA	PA	7000000101	10/1/2012	70.89
68533000	FICA	PA	7000000101	10/1/2012	12.03
68533000	FICA	PA	7000000101	10/1/2012	315.08
68533000	FICA	PA	7000000101	10/1/2012	19.24
68533000	FICA	PA	7000000101	10/1/2012	9.63
68533000	FICA	PA	7000000101	10/1/2012	25.63
68533000	FICA	PA	7000000101	10/1/2012	3.84
68533000	FICA	PA	7000000101	10/1/2012	759.90
68533000	FICA	PA	7000000101	10/1/2012	87.63
68533000	FICA	PA	7000000101	10/1/2012	206.81
68533000	FICA	PA	7000000101	10/1/2012	318.50
68533000	FICA	PA	7000000101	10/1/2012	713.18
68533000	FICA	PA	7000000101	10/1/2012	49.90
68533000	FICA	PA	7000000101	10/1/2012	22.44
68533000	FICA	PA	7000000101	10/1/2012	1,025.92
68533000	FICA	PA	7000000101	10/1/2012	144.49
68533000	FICA	PA	7000000101	10/1/2012	1,111.78
68533000	FICA	PA	7000000101	10/1/2012	243.90
68533000	FICA	PA	7000000101	10/1/2012	74.12
68533000	FICA	PA	7000000101	10/1/2012	155.02
68533000	FICA	PA	7000000101	10/1/2012	96.02
68533000	FICA	PA	7000000101	10/1/2012	20.98
68533000	FICA	PA	7000000101	10/1/2012	61.66
68533000	FICA	PA	7000000101	10/1/2012	4.71
68533000	FICA	PA	7000000101	10/1/2012	99.44
68533000	FICA	PA	7000000101	10/1/2012	72.31
68533000	FICA	PA	7000000101	10/1/2012	2,588.85
68533000	FICA	PA	7000000101	10/1/2012	24.15
68533000	FICA	PA	7000000101	10/1/2012	6.78
68533000	FICA	PA	7000000101	10/1/2012	61.46
68533000	FICA	PA	7000000101	10/1/2012	8.89
68533000	FICA	PA	7000000101	10/1/2012	147.29
68533000	FICA	PA	7000000101	10/1/2012	182.36
68533000	FICA	PA	7000000101	10/1/2012	15.71
68533000	FICA	PA	7000000101	10/1/2012	15.27
68533000	FICA	PA	7000000101	10/1/2012	233.85
68533000	FICA	PA	7000000101	10/1/2012	184.73
68533000	FICA	PA	7000000101	10/1/2012	15.80
68533000	FICA	PA	7000000101	10/1/2012	126.20
68533000	FICA	PA	7000000101	10/1/2012	94.65
68533000	FICA	PA	7000000101	10/1/2012	47.32
68533000	FICA	PA	7000000101	10/1/2012	24.82
68533000	FICA	PA	7000000101	10/1/2012	198.54
68533000	FICA	PA	7000000101	10/1/2012	1,650.09
68533000	FICA	PA	7000000101	10/1/2012	2,334.69
68533000	FICA	PA	7000000101	10/1/2012	103.29
68533000	FICA	PA	7000000101	10/1/2012	(5.17)
68533000	FICA	PA	7000000101	10/1/2012	717.42
68533000	FICA	PA	7000000101	10/1/2012	528.58
68533000	FICA	PA	7000000101	10/1/2012	31.54
68533000	FICA	PA	7000000101	10/1/2012	38.20
68533000	FICA	PA	7000000101	10/1/2012	733.00
68533000	FICA	PA	7000000101	10/1/2012	174.07
68533000	FICA	PA	7000000101	10/1/2012	6.82
68533000	FICA	PA	7000000101	10/1/2012	172.01
68533000	FICA	PA	7000000101	10/1/2012	102.29
68533000	FICA	PA	7000000101	10/1/2012	98.95
68533000	FICA	PA	7000000101	10/1/2012	105.58
68535000	SUTA	PA	7000000060	10/1/2012	(5.70)
68535000	SUTA	PA	7000000060	10/1/2012	(35.49)
68535000	SUTA	PA	7000000060	10/1/2012	(29.67)
68535000	SUTA	PA	7000000060	10/1/2012	(8.07)
68535000	SUTA	PA	7000000060	10/1/2012	(8.05)
68535000	SUTA	PA	7000000101	10/1/2012	7.88
68535000	SUTA	PA	7000000101	10/1/2012	2.41
68535000	SUTA	PA	7000000101	10/1/2012	2.71

Kentucky American Water Company  
Case No. 2012-00520  
Response to PSC DR1, Item 31

Account	Description	Doc Type	Document Number	Posting Date	Amount
68535000	SUTA	PA	7000000101	10/1/2012	1.21
68535000	SUTA	PA	7000000101	10/1/2012	9.12
68535000	SUTA	PA	7000000101	10/1/2012	8.27
68535000	SUTA	PA	7000000101	10/1/2012	11.03
68535000	SUTA	PA	7000000101	10/1/2012	3.85
68535000	SUTA	PA	7000000101	10/1/2012	2.85
68545000	Utility Reg Assessme	SH	9600000084	10/1/2012	12,177.99
72802100	CIAC Rcpt Non-SrvClr	DR	4000001709	10/1/2012	(4,902.00)
72802100	CIAC Rcpt Non-SrvClr	DR	4000002003	10/1/2012	(8,987.00)
72803000	Salvg/Scrap Rcpt Clr	DR	4000001790	10/1/2012	(743.40)
72803100	Prop Sale Rcpt Clr	DR	4000002069	10/1/2012	(500.00)
72803100	Prop Sale Rcpt Clr	DR	4000002069	10/1/2012	(500.00)
82015000	Amort Dbt Dsc&Ex I/C	SG	100001399	10/1/2012	77.75
40111000	Res Sales Billed	ZA	9400000642	10/2/2012	(15.07)
40111000	Res Sales Billed	ZA	9400000642	10/2/2012	(8.90)
40111000	Res Sales Billed	ZA	9400000642	10/2/2012	(45.10)
40111000	Res Sales Billed	ZA	9400000642	10/2/2012	(366,282.51)
40121000	Com Sales Billed	ZA	9400000642	10/2/2012	(208,656.69)
40145000	Priv Fire Billed	ZA	9400000642	10/2/2012	(11,360.75)
40151000	Publ Auth Billed	ZA	9400000642	10/2/2012	(13,117.73)
40310400	OthRev-NSF Ck Chrg	ZA	9400000642	10/2/2012	(12.00)
40310400	OthRev-NSF Ck Chrg	ZA	9400000642	10/2/2012	(96.00)
40310500	OthRev-NSF Ck Chrg	ZA	9400000642	10/2/2012	(78.00)
40310500	OthRev-NSF Ck Chrg	ZA	9400000642	10/2/2012	(4,446.00)
40310700	OthRev-Reconnct Fee	ZA	9400000642	10/2/2012	(1,612.00)
51010000	Purchased Water	KR	5000001861	10/2/2012	12,415.77
51510000	Purchased Power	ZN	5000001906	10/2/2012	2,917.24
51800000	Chemicals	KR	5000001905	10/2/2012	(4,219.73)
52000000	M&S Expense (O&M)	KR	5000001880	10/2/2012	1,473.93
52000000	M&S Expense (O&M)	KR	5000001883	10/2/2012	603.97
52000000	M&S Expense (O&M)	KR	5000001883	10/2/2012	108.76
52000000	M&S Expense (O&M)	KR	5000001885	10/2/2012	5,178.32
52000000	M&S Expense (O&M)	KR	5000001885	10/2/2012	1,103.14
52000000	M&S Expense (O&M)	KR	5000001885	10/2/2012	344.50
52000000	M&S Expense (O&M)	KR	5000001885	10/2/2012	325.47
52000000	M&S Expense (O&M)	KR	5000001885	10/2/2012	167.93
52000000	M&S Expense (O&M)	KR	5000001886	10/2/2012	130.19
52000000	M&S Expense (O&M)	KR	5000001887	10/2/2012	4,236.81
52000000	M&S Expense (O&M)	KR	5000001887	10/2/2012	260.38
52000000	M&S Expense (O&M)	KR	5000001890	10/2/2012	472.23
52500000	Misc Expense (O&M)	RE	5000001842	10/2/2012	18.60
52500000	Misc Expense (O&M)	KR	5000001863	10/2/2012	117.45
52500000	Misc Expense (O&M)	KR	5000001864	10/2/2012	74.20
52500000	Misc Expense (O&M)	KR	5000001864	10/2/2012	8.48
52500000	Misc Expense (O&M)	KR	5000001884	10/2/2012	94.38
52500000	Misc Expense (O&M)	KR	5000001884	10/2/2012	87.66
52500000	Misc Expense (O&M)	KR	5000001884	10/2/2012	86.84
52500000	Misc Expense (O&M)	KR	5000001884	10/2/2012	76.21
52500000	Misc Expense (O&M)	KR	5000001884	10/2/2012	56.86
52500000	Misc Expense (O&M)	KR	5000001884	10/2/2012	41.18
52500000	Misc Expense (O&M)	KR	5000001884	10/2/2012	39.37
52500000	Misc Expense (O&M)	KR	5000001884	10/2/2012	27.39
52500000	Misc Expense (O&M)	KR	5000001884	10/2/2012	24.02
52500000	Misc Expense (O&M)	KR	5000001884	10/2/2012	18.79
52500000	Misc Expense (O&M)	KR	5000001884	10/2/2012	13.59
52500000	Misc Expense (O&M)	KR	5000001884	10/2/2012	8.80
52500000	Misc Expense (O&M)	WE	5000001901	10/2/2012	79.75
52500000	Misc Expense (O&M)	RE	5000001910	10/2/2012	134.14
52503000	Advertising	KR	5000001904	10/2/2012	530.00
52532000	Electricity	ZN	5000001906	10/2/2012	20.36
52532000	Electricity	ZN	5000001906	10/2/2012	78.00
52532000	Electricity	ZN	5000001906	10/2/2012	9.83
52546000	Grounds Keeping	KR	5000001882	10/2/2012	9,269.70
52548000	Heating Oil/Gas	ZN	5000001906	10/2/2012	442.30
52548000	Heating Oil/Gas	ZN	5000001906	10/2/2012	66.37
52550000	Janitorial	ZF	5000001866	10/2/2012	5,403.33
52550000	Janitorial	KR	5000001879	10/2/2012	1,431.00
52554500	Lab Supplies	RE	5000001845	10/2/2012	8.63
52554500	Lab Supplies	RE	5000001845	10/2/2012	4.15
52554500	Lab Supplies	RE	5000001845	10/2/2012	16.85
52554500	Lab Supplies	RE	5000001848	10/2/2012	7.08
52554500	Lab Supplies	RE	5000001848	10/2/2012	10.02
52554500	Lab Supplies	RE	5000001848	10/2/2012	7.80
52554500	Lab Supplies	RE	5000001848	10/2/2012	15.33
52554500	Lab Supplies	RE	5000001849	10/2/2012	23.36
52554500	Lab Supplies	RE	5000001853	10/2/2012	10.80
52554500	Lab Supplies	RE	5000001853	10/2/2012	18.83

Kentucky American Water Company  
Case No. 2012-00520  
Response to PSC DR1, Item 31

Account	Description	Doc Type	Document Number	Posting Date	Amount
52554500	Lab Supplies	WE	5000001891	10/2/2012	252.70
52554500	Lab Supplies	WE	5000001892	10/2/2012	228.57
52554500	Lab Supplies	WE	5000001893	10/2/2012	51.64
52554500	Lab Supplies	WE	5000001894	10/2/2012	172.23
52554500	Lab Supplies	RE	5000001895	10/2/2012	16.91
52554500	Lab Supplies	RE	5000001896	10/2/2012	29.63
52554500	Lab Supplies	RE	5000001897	10/2/2012	(81.88)
52554500	Lab Supplies	RE	5000001898	10/2/2012	16.91
52562000	Office Supplies	RE	5000001846	10/2/2012	10.81
52562500	Overnight Shippng	KR	5000001859	10/2/2012	149.32
52562500	Overnight Shippng	KR	5000001860	10/2/2012	123.07
52571100	Add'l Security Costs	KR	5000001862	10/2/2012	1,008.75
52571100	Add'l Security Costs	KR	5000001865	10/2/2012	701.00
52571100	Add'l Security Costs	KR	5000001865	10/2/2012	132.50
52578000	Trash Removal	KR	5000001872	10/2/2012	304.26
52586000	PO Small Differences	RE	5000001846	10/2/2012	(10.81)
52586000	PO Small Differences	RE	5000001854	10/2/2012	(16.73)
53110000	Contr Svc-Eng	KR	5000001867	10/2/2012	150.80
53150000	Contr Svc-Other	SN	100001349	10/2/2012	(1,367.40)
53150000	Contr Svc-Other	RE	5000001852	10/2/2012	(3,240.00)
53150000	Contr Svc-Other	KR	5000001858	10/2/2012	1,060.00
53150000	Contr Svc-Other	KR	5000001868	10/2/2012	24,157.40
53150000	Contr Svc-Other	KR	5000001869	10/2/2012	1,738.40
53150000	Contr Svc-Other	KR	5000001870	10/2/2012	739.40
53150000	Contr Svc-Other	KR	5000001870	10/2/2012	739.38
53150000	Contr Svc-Other	KR	5000001870	10/2/2012	739.38
53150000	Contr Svc-Other	KR	5000001870	10/2/2012	739.38
53150000	Contr Svc-Other	KR	5000001870	10/2/2012	739.38
53150000	Contr Svc-Other	KR	5000001870	10/2/2012	739.38
53150000	Contr Svc-Other	KR	5000001871	10/2/2012	2,959.25
53150000	Contr Svc-Other	ZF	5000001875	10/2/2012	9,500.00
53150000	Contr Svc-Other	KR	5000001879	10/2/2012	2,650.00
53150000	Contr Svc-Other	RE	5000001902	10/2/2012	(13,300.40)
53150000	Contr Svc-Other	ZF	5000001903	10/2/2012	55,005.00
53150000	Contr Svc-Other	KR	5000001907	10/2/2012	1,099.31
53150000	Contr Svc-Other	KR	5000001909	10/2/2012	879.45
53152000	Contr Svc-Lab Testng	KR	5000001857	10/2/2012	117.66
54140000	Rents-Equip	KR	5000001874	10/2/2012	9.53
54140000	Rents-Equip	KR	5000001874	10/2/2012	9.49
54140000	Rents-Equip	KR	5000001908	10/2/2012	50.88
55000000	Transportation (O&M)	KR	5000001873	10/2/2012	639.00
55000000	Transportation (O&M)	KR	5000001873	10/2/2012	508.80
55010300	Trans Lease Maint	KR	5000001881	10/2/2012	2,931.59
55010300	Trans Lease Maint	KA	5000002280	10/2/2012	(2,931.59)
57010000	Uncoll Accts Exp	ZA	9400000642	10/2/2012	(192.59)
72802000	CIAC Rcpt Svcs Clrg	DR	4000002127	10/2/2012	(3,536.00)
72802000	CIAC Rcpt Svcs Clrg	DR	4000002131	10/2/2012	(3,536.00)
72802100	CIAC Rcpt Non-SrvClr	DR	4000002008	10/2/2012	(23,412.00)
72802100	CIAC Rcpt Non-SrvClr	DR	4000002117	10/2/2012	(817.00)
40111000	Res Sales Billed	ZA	9400000644	10/3/2012	(20,085.77)
40111000	Res Sales Billed	ZA	9400000644	10/3/2012	(185,301.94)
40121000	Com Sales Billed	ZA	9400000644	10/3/2012	(701.26)
40121000	Com Sales Billed	ZA	9400000644	10/3/2012	(76,111.70)
40141000	Publ Fire Billed	ZA	9400000644	10/3/2012	(280,848.48)
40145000	Priv Fire Billed	ZA	9400000644	10/3/2012	(92,192.58)
40151000	Publ Auth Billed	ZA	9400000644	10/3/2012	(5,674.59)
40161000	Sls/Rsle Billed	ZA	9400000644	10/3/2012	(10,022.03)
40211000	Dom WW Svc Billed	ZA	9400000644	10/3/2012	210.40
40310400	OthRev-NSF Ck Chrg	ZA	9400000644	10/3/2012	(192.00)
40310500	OthRev-Appl/InitFee	ZA	9400000644	10/3/2012	(182.00)
40310500	OthRev-Appl/InitFee	ZA	9400000644	10/3/2012	(3,718.00)
40310500	OthRev-Appl/InitFee	ZA	9400000644	10/3/2012	(26.00)
40310700	OthRev-Reconnct Fee	ZA	9400000644	10/3/2012	(806.00)
40310700	OthRev-Reconnct Fee	ZA	9400000644	10/3/2012	(156.00)
51510000	Purchased Power	ZN	5000001930	10/3/2012	3,570.10
51510000	Purchased Power	ZN	5000001930	10/3/2012	2,015.15
52000000	M&S Expense (O&M)	KR	5000001918	10/3/2012	2,099.86
52000000	M&S Expense (O&M)	KA	5000001926	10/3/2012	(3,975.00)
52000000	M&S Expense (O&M)	KA	5000001926	10/3/2012	(3,975.00)
52000000	M&S Expense (O&M)	KA	5000001926	10/3/2012	(429.43)
52000000	M&S Expense (O&M)	KR	5000001928	10/3/2012	3,975.00
52000000	M&S Expense (O&M)	KR	5000001928	10/3/2012	3,975.00
52000000	M&S Expense (O&M)	KR	5000001928	10/3/2012	429.43
52000000	M&S Expense (O&M)	WA	5000001929	10/3/2012	17.52
52000000	M&S Expense (O&M)	WA	5000001929	10/3/2012	7.10
52000000	M&S Expense (O&M)	WA	5000001929	10/3/2012	4.89
52000000	M&S Expense (O&M)	WA	5000001929	10/3/2012	17.34

Kentucky American Water Company  
Case No. 2012-00520  
Response to PSC DR1, Item 31

Account	Description	Doc Type	Document Number	Posting Date	Amount
52000000	M&S Expense (O&M)	WA	5000001929	10/3/2012	58.99
52000000	M&S Expense (O&M)	KR	5000001931	10/3/2012	1,809.42
52000000	M&S Expense (O&M)	KR	5000001931	10/3/2012	1,025.55
52000000	M&S Expense (O&M)	KR	5000001931	10/3/2012	233.73
52000000	M&S Expense (O&M)	KR	5000001931	10/3/2012	230.55
52000000	M&S Expense (O&M)	WA	5000001933	10/3/2012	27.30
52000000	M&S Expense (O&M)	WA	5000001933	10/3/2012	21.30
52000000	M&S Expense (O&M)	WA	5000001933	10/3/2012	81.52
52000000	M&S Expense (O&M)	WA	5000001933	10/3/2012	103.24
52500000	Misc Expense (O&M)	WE	5000001916	10/3/2012	481.32
52500000	Misc Expense (O&M)	WE	5000001936	10/3/2012	17.43
52534000	Employee Expenses	ZF	5000001915	10/3/2012	190.00
52562000	Office Supplies	WE	5000001917	10/3/2012	16.60
52562000	Office Supplies	WE	5000001917	10/3/2012	20.14
52562000	Office Supplies	WE	5000001935	10/3/2012	15.69
52578000	Trash Removal	KR	5000001919	10/3/2012	30.13
53150000	Contr Svc-Other	WE	5000001911	10/3/2012	1,920.00
53150000	Contr Svc-Other	KR	5000001920	10/3/2012	227.26
53150000	Contr Svc-Other	KR	5000001920	10/3/2012	40.70
53150000	Contr Svc-Other	KR	5000001920	10/3/2012	26.80
53150000	Contr Svc-Other	KR	5000001921	10/3/2012	1,577.28
53150000	Contr Svc-Other	KR	5000001922	10/3/2012	144.47
53150000	Contr Svc-Other	KR	5000001922	10/3/2012	14.45
53150000	Contr Svc-Other	WE	5000001925	10/3/2012	3,594.00
53150000	Contr Svc-Other	WE	5000002403	10/3/2012	(3,594.00)
53150000	Contr Svc-Other	WE	5000002404	10/3/2012	3,594.00
57010000	Uncoll Accts Exp	ZA	9400000644	10/3/2012	(122.61)
40111000	Res Sales Billed	ZA	9400000645	10/4/2012	(7,647.56)
40111000	Res Sales Billed	ZA	9400000645	10/4/2012	(11,463.62)
40111000	Res Sales Billed	ZA	9400000645	10/4/2012	(133,591.57)
40121000	Com Sales Billed	ZA	9400000645	10/4/2012	(1,524.00)
40121000	Com Sales Billed	ZA	9400000645	10/4/2012	(4,443.88)
40121000	Com Sales Billed	ZA	9400000645	10/4/2012	(100,907.02)
40131000	Ind Sales Billed	ZA	9400000645	10/4/2012	(32,929.56)
40145000	Priv Fire Billed	ZA	9400000645	10/4/2012	(4,558.87)
40151000	Publ Auth Billed	ZA	9400000645	10/4/2012	(92,341.87)
40151000	Publ Auth Billed	ZA	9400000645	10/4/2012	(205.45)
40161000	Sl/RSle Billed	ZA	9400000645	10/4/2012	(36,281.05)
40211000	Dom WW Svc Billed	ZA	9400000645	10/4/2012	(12,151.52)
40221000	Com WW Svc Billed	ZA	9400000645	10/4/2012	(3,890.79)
40251000	PubAuth WW Billed	ZA	9400000645	10/4/2012	(225.24)
40310400	OthRev-NSF Ck Chrg	ZA	9400000645	10/4/2012	(24.00)
40310500	OthRev-Appl/InitFee	ZA	9400000645	10/4/2012	(52.00)
40310500	OthRev-Appl/InitFee	ZA	9400000645	10/4/2012	(208.00)
40310500	OthRev-Appl/InitFee	ZA	9400000645	10/4/2012	(2,184.00)
40310700	OthRev-Reconnct Fee	ZA	9400000645	10/4/2012	(2,002.00)
40310700	OthRev-Reconnct Fee	ZA	9400000645	10/4/2012	(52.00)
40310700	OthRev-Reconnct Fee	ZA	9400000645	10/4/2012	(78.00)
52000000	M&S Expense (O&M)	KR	5000001941	10/4/2012	117.76
52500000	Misc Expense (O&M)	RE	5000001969	10/4/2012	16.67
52532000	Electricity	ZN	5000001948	10/4/2012	19.94
52532000	Electricity	ZN	5000001948	10/4/2012	20.22
52532000	Electricity	ZN	5000001948	10/4/2012	569.75
52554500	Lab Supplies	RE	5000001971	10/4/2012	13.73
52562000	Office Supplies	WE	5000001960	10/4/2012	118.46
52562000	Office Supplies	WE	5000001960	10/4/2012	18.54
52574000	Telephone	ZC	9400000643	10/4/2012	53.40
52574000	Telephone	ZC	9400000643	10/4/2012	293.41
52574000	Telephone	ZC	9400000643	10/4/2012	3,077.01
52574000	Telephone	ZC	9400000643	10/4/2012	586.82
52574000	Telephone	ZC	9400000643	10/4/2012	122.50
52574100	Cell Phone	ZC	9400000643	10/4/2012	659.59
52574100	Cell Phone	ZC	9400000643	10/4/2012	85.46
53150000	Contr Svc-Other	WE	5000001939	10/4/2012	8,500.00
53150000	Contr Svc-Other	RE	5000001970	10/4/2012	20.00
57010000	Uncoll Accts Exp	ZA	9400000645	10/4/2012	(193.59)
72802100	CIAC Rcpt Non-SrvClr	DR	4000002175	10/4/2012	(817.00)
72802100	CIAC Rcpt Non-SrvClr	DR	4000002180	10/4/2012	(1,634.00)
72802100	CIAC Rcpt Non-SrvClr	DR	4000002183	10/4/2012	(817.00)
40111000	Res Sales Billed	ZA	9400000646	10/5/2012	(150,703.62)
40111000	Res Sales Billed	ZA	9400000646	10/5/2012	(837.49)
40111000	Res Sales Billed	ZA	9400000646	10/5/2012	(623.23)
40121000	Com Sales Billed	ZA	9400000646	10/5/2012	(327,684.16)
40121000	Com Sales Billed	ZA	9400000646	10/5/2012	(643.02)
40131000	Ind Sales Billed	ZA	9400000646	10/5/2012	(106,392.78)
40145000	Priv Fire Billed	ZA	9400000646	10/5/2012	(8,333.56)
40151000	Publ Auth Billed	ZA	9400000646	10/5/2012	(111,490.49)

Kentucky American Water Company  
Case No. 2012-00520  
Response to PSC DR1, Item 31

Account	Description	Doc Type	Document Number	Posting Date	Amount
40151000	Publ Auth Billed	ZA	9400000646	10/5/2012	(12.08)
40161000	Sls/Rsle Billed	ZA	9400000646	10/5/2012	(96,552.74)
40171300	MiscSls Bill Unmtrd	DR	4000002257	10/5/2012	(157,438.62)
40211000	Dom WW Svc Billed	ZA	9400000646	10/5/2012	(635.92)
40221000	Com WW Svc Billed	ZA	9400000646	10/5/2012	(551.93)
40251000	PubAuth WW Billed	ZA	9400000646	10/5/2012	(24.18)
40310400	OthRev-NSF Ck Chrg	ZA	9400000646	10/5/2012	(120.00)
40310500	OthRev-Appl/InitFee	ZA	9400000646	10/5/2012	(1,846.00)
40310500	OthRev-Appl/InitFee	ZA	9400000646	10/5/2012	(26.00)
40310700	OthRev-Reconnct Fee	ZA	9400000646	10/5/2012	(910.00)
50100000	Labor Expense	PA	7000000087	10/5/2012	2,278.44
50100000	Labor Expense	PA	7000000087	10/5/2012	140.00
50100000	Labor Expense	PA	7000000087	10/5/2012	2,628.80
50100000	Labor Expense	PA	7000000087	10/5/2012	1,150.28
50100000	Labor Expense	PA	7000000087	10/5/2012	6,245.50
50100000	Labor Expense	PA	7000000087	10/5/2012	1,162.26
50100000	Labor Expense	PA	7000000087	10/5/2012	96.00
50100000	Labor Expense	PA	7000000087	10/5/2012	166.48
50100000	Labor Expense	PA	7000000087	10/5/2012	1,696.46
50100000	Labor Expense	PA	7000000087	10/5/2012	580.32
50100000	Labor Expense	PA	7000000087	10/5/2012	580.32
50100000	Labor Expense	PA	7000000087	10/5/2012	612.31
50100000	Labor Expense	PA	7000000087	10/5/2012	239.33
50100000	Labor Expense	PA	7000000087	10/5/2012	1,876.26
50100000	Labor Expense	PA	7000000087	10/5/2012	2,193.60
50100000	Labor Expense	PA	7000000087	10/5/2012	1,249.04
50100000	Labor Expense	PA	7000000087	10/5/2012	457.80
50100000	Labor Expense	PA	7000000087	10/5/2012	98.10
50100000	Labor Expense	PA	7000000087	10/5/2012	13,971.30
50100000	Labor Expense	PA	7000000087	10/5/2012	8,746.08
50100000	Labor Expense	PA	7000000087	10/5/2012	283.44
50100000	Labor Expense	PA	7000000087	10/5/2012	93.75
50100000	Labor Expense	PA	7000000087	10/5/2012	375.00
50100000	Labor Expense	PA	7000000087	10/5/2012	1,763.32
50100000	Labor Expense	PA	7000000087	10/5/2012	1,944.00
50100000	Labor Expense	PA	7000000087	10/5/2012	28,351.70
50100000	Labor Expense	PA	7000000087	10/5/2012	22,954.55
50100000	Labor Expense	PA	7000000087	10/5/2012	802.20
50100000	Labor Expense	PA	7000000087	10/5/2012	802.20
50100000	Labor Expense	PA	7000000087	10/5/2012	2,453.93
50100000	Labor Expense	PA	7000000087	10/5/2012	8,260.58
50100000	Labor Expense	PA	7000000087	10/5/2012	12,951.66
50100000	Labor Expense	PA	7000000087	10/5/2012	172.24
50100000	Labor Expense	PA	7000000087	10/5/2012	86.12
50100000	Labor Expense	PA	7000000087	10/5/2012	970.32
50100000	Labor Expense	PA	7000000087	10/5/2012	284.54
50100000	Labor Expense	PA	7000000087	10/5/2012	202.28
50100000	Labor Expense	PA	7000000087	10/5/2012	57.68
50100000	Labor Expense	PA	7000000087	10/5/2012	1,123.08
50100000	Labor Expense	PA	7000000087	10/5/2012	1,096.30
50100000	Labor Expense	PA	7000000087	10/5/2012	385.92
50100000	Labor Expense	PA	7000000087	10/5/2012	96.68
50100000	Labor Expense	PA	7000000087	10/5/2012	35.43
50100000	Labor Expense	PA	7000000087	10/5/2012	367.49
50100000	Labor Expense	PA	7000000087	10/5/2012	47.24
50100000	Labor Expense	PA	7000000087	10/5/2012	845.38
50100000	Labor Expense	PA	7000000087	10/5/2012	1,090.80
50100000	Labor Expense	PA	7000000087	10/5/2012	664.68
50100000	Labor Expense	PA	7000000087	10/5/2012	12,754.54
50100000	Labor Expense	PA	7000000087	10/5/2012	8,765.78
50100000	Labor Expense	PA	7000000087	10/5/2012	3,800.80
50100000	Labor Expense	PA	7000000087	10/5/2012	3,591.53
50100000	Labor Expense	PA	7000000087	10/5/2012	1,525.13
50100000	Labor Expense	PA	7000000087	10/5/2012	2,195.09
50100000	Labor Expense	PA	7000000087	10/5/2012	2,888.42
50100000	Labor Expense	PA	7000000087	10/5/2012	11,132.72
50100000	Labor Expense	PA	7000000087	10/5/2012	160.00
50100000	Labor Expense	PA	7000000087	10/5/2012	126.36
50100000	Labor Expense	PA	7000000087	10/5/2012	672.69
50100000	Labor Expense	PA	7000000087	10/5/2012	1,411.84
50100000	Labor Expense	PA	7000000087	10/5/2012	2,071.28
50100000	Labor Expense	PA	7000000087	10/5/2012	1,608.00
50100000	Labor Expense	PA	7000000087	10/5/2012	1,951.92
50100000	Labor Expense	PA	7000000087	10/5/2012	6,952.80
50100000	Labor Expense	PA	7000000087	10/5/2012	7,178.02
50100000	Labor Expense	PA	7000000087	10/5/2012	35,751.95
50100000	Labor Expense	PA	7000000087	10/5/2012	1,024.80



Kentucky American Water Company  
Case No. 2012-00520  
Response to PSC DR1, Item 31

Account	Description	Doc Type	Document Number	Posting Date	Amount
50100000	Labor Expense	PA	7000000087	10/5/2012	8,608.80
50100000	Labor Expense	PA	7000000087	10/5/2012	384.88
50100000	Labor Expense	PA	7000000087	10/5/2012	6,390.82
50100000	Labor Expense	PA	7000000087	10/5/2012	7,797.56
50100000	Labor Expense	PA	7000000087	10/5/2012	532.32
50100000	Labor Expense	PA	7000000087	10/5/2012	88.72
50100000	Labor Expense	PA	7000000087	10/5/2012	1,619.97
50100000	Labor Expense	PA	7000000087	10/5/2012	1,976.40
50110000	Labor NS OT -Natural	PA	7000000087	10/5/2012	413.69
50110000	Labor NS OT -Natural	PA	7000000087	10/5/2012	129.48
50110000	Labor NS OT -Natural	PA	7000000087	10/5/2012	426.18
50110000	Labor NS OT -Natural	PA	7000000087	10/5/2012	70.87
50110000	Labor NS OT -Natural	PA	7000000087	10/5/2012	18.00
50110000	Labor NS OT -Natural	PA	7000000087	10/5/2012	159.63
50110000	Labor NS OT -Natural	PA	7000000087	10/5/2012	306.73
50110000	Labor NS OT -Natural	PA	7000000087	10/5/2012	16.41
50110000	Labor NS OT -Natural	PA	7000000087	10/5/2012	1,435.52
50110000	Labor NS OT -Natural	PA	7000000087	10/5/2012	1,218.24
50110000	Labor NS OT -Natural	PA	7000000087	10/5/2012	416.69
50110000	Labor NS OT -Natural	PA	7000000087	10/5/2012	1,975.87
50110000	Labor NS OT -Natural	PA	7000000087	10/5/2012	3,987.66
50110000	Labor NS OT -Natural	PA	7000000087	10/5/2012	2,040.60
50110000	Labor NS OT -Natural	PA	7000000087	10/5/2012	529.88
50110000	Labor NS OT -Natural	PA	7000000087	10/5/2012	529.59
50110000	Labor NS OT -Natural	PA	7000000087	10/5/2012	583.58
50110000	Labor NS OT -Natural	PA	7000000087	10/5/2012	2,260.54
50110000	Labor NS OT -Natural	PA	7000000087	10/5/2012	1,091.37
50110000	Labor NS OT -Natural	PA	7000000087	10/5/2012	229.74
50110000	Labor NS OT -Natural	PA	7000000087	10/5/2012	121.02
50110000	Labor NS OT -Natural	PA	7000000087	10/5/2012	380.73
50110000	Labor NS OT -Natural	PA	7000000087	10/5/2012	2,555.48
50110000	Labor NS OT -Natural	PA	7000000087	10/5/2012	369.72
50110000	Labor NS OT -Natural	PA	7000000087	10/5/2012	8,304.36
50110000	Labor NS OT -Natural	PA	7000000087	10/5/2012	797.72
50110000	Labor NS OT -Natural	PA	7000000087	10/5/2012	164.72
50110000	Labor NS OT -Natural	PA	7000000087	10/5/2012	302.78
50110000	Labor NS OT -Natural	PA	7000000087	10/5/2012	804.26
50110000	Labor NS OT -Natural	PA	7000000087	10/5/2012	540.58
50120000	Labor OT - Natural	PA	7000000087	10/5/2012	4.48
50421000	401k Expense	PA	7000000087	10/5/2012	65.72
50421000	401k Expense	PA	7000000087	10/5/2012	3.50
50421000	401k Expense	PA	7000000087	10/5/2012	11.90
50421000	401k Expense	PA	7000000087	10/5/2012	110.05
50421000	401k Expense	PA	7000000087	10/5/2012	2.16
50421000	401k Expense	PA	7000000087	10/5/2012	18.08
50421000	401k Expense	PA	7000000087	10/5/2012	14.48
50421000	401k Expense	PA	7000000087	10/5/2012	14.52
50421000	401k Expense	PA	7000000087	10/5/2012	18.30
50421000	401k Expense	PA	7000000087	10/5/2012	10.79
50421000	401k Expense	PA	7000000087	10/5/2012	77.35
50421000	401k Expense	PA	7000000087	10/5/2012	17.93
50421000	401k Expense	PA	7000000087	10/5/2012	277.71
50421000	401k Expense	PA	7000000087	10/5/2012	320.43
50421000	401k Expense	PA	7000000087	10/5/2012	43.06
50421000	401k Expense	PA	7000000087	10/5/2012	0.86
50421000	401k Expense	PA	7000000087	10/5/2012	0.43
50421000	401k Expense	PA	7000000087	10/5/2012	9.83
50421000	401k Expense	PA	7000000087	10/5/2012	36.62
50421000	401k Expense	PA	7000000087	10/5/2012	7.85
50421000	401k Expense	PA	7000000087	10/5/2012	3.75
50421000	401k Expense	PA	7000000087	10/5/2012	15.00
50421000	401k Expense	PA	7000000087	10/5/2012	603.47
50421000	401k Expense	PA	7000000087	10/5/2012	475.85
50421000	401k Expense	PA	7000000087	10/5/2012	32.05
50421000	401k Expense	PA	7000000087	10/5/2012	32.10
50421000	401k Expense	PA	7000000087	10/5/2012	44.94
50421000	401k Expense	PA	7000000087	10/5/2012	215.54
50421000	401k Expense	PA	7000000087	10/5/2012	13.93
50421000	401k Expense	PA	7000000087	10/5/2012	50.73
50421000	401k Expense	PA	7000000087	10/5/2012	48.61
50421000	401k Expense	PA	7000000087	10/5/2012	2.90
50421000	401k Expense	PA	7000000087	10/5/2012	1.06
50421000	401k Expense	PA	7000000087	10/5/2012	7.22
50421000	401k Expense	PA	7000000087	10/5/2012	1.42
50421000	401k Expense	PA	7000000087	10/5/2012	4.71
50421000	401k Expense	PA	7000000087	10/5/2012	2.08
50421000	401k Expense	PA	7000000087	10/5/2012	1.15

Kentucky American Water Company  
Case No. 2012-00520  
Response to PSC DR1, Item 31

Account	Description	Doc Type	Document Number	Posting Date	Amount
50421000	401k Expense	PA	7000000087	10/5/2012	61.48
50421000	401k Expense	PA	7000000087	10/5/2012	171.27
50421000	401k Expense	PA	7000000087	10/5/2012	43.87
50421000	401k Expense	PA	7000000087	10/5/2012	111.15
50421000	401k Expense	PA	7000000087	10/5/2012	237.46
50421000	401k Expense	PA	7000000087	10/5/2012	27.20
50421000	401k Expense	PA	7000000087	10/5/2012	61.24
50421000	401k Expense	PA	7000000087	10/5/2012	53.42
50421000	401k Expense	PA	7000000087	10/5/2012	1.62
50421000	401k Expense	PA	7000000087	10/5/2012	10.88
50421000	401k Expense	PA	7000000087	10/5/2012	20.12
50421000	401k Expense	PA	7000000087	10/5/2012	27.04
50421000	401k Expense	PA	7000000087	10/5/2012	27.04
50421000	401k Expense	PA	7000000087	10/5/2012	339.35
50421000	401k Expense	PA	7000000087	10/5/2012	31.80
50421000	401k Expense	PA	7000000087	10/5/2012	64.24
50421000	401k Expense	PA	7000000087	10/5/2012	47.86
50421000	401k Expense	PA	7000000087	10/5/2012	27.60
50421000	401k Expense	PA	7000000087	10/5/2012	240.62
50421000	401k Expense	PA	7000000087	10/5/2012	9.62
50421000	401k Expense	PA	7000000087	10/5/2012	152.21
50421000	401k Expense	PA	7000000087	10/5/2012	72.55
50421000	401k Expense	PA	7000000087	10/5/2012	209.79
50421000	401k Expense	PA	7000000087	10/5/2012	47.23
50421000	401k Expense	PA	7000000087	10/5/2012	13.29
50421000	401k Expense	PA	7000000087	10/5/2012	2.22
50421000	401k Expense	PA	7000000087	10/5/2012	112.19
50421000	401k Expense	PA	7000000087	10/5/2012	49.41
50421000	401k Expense	PA	7000000087	10/5/2012	113.75
50421000	401k Expense	PA	7000000087	10/5/2012	500.17
50421000	401k Expense	PA	7000000087	10/5/2012	306.41
50422000	DCP Expense	PA	7000000087	10/5/2012	12.56
50422000	DCP Expense	PA	7000000087	10/5/2012	463.57
50422000	DCP Expense	PA	7000000087	10/5/2012	215.89
50422000	DCP Expense	PA	7000000087	10/5/2012	43.49
50422000	DCP Expense	PA	7000000087	10/5/2012	72.15
50422000	DCP Expense	PA	7000000087	10/5/2012	56.97
50422000	DCP Expense	PA	7000000087	10/5/2012	18.60
50422000	DCP Expense	PA	7000000087	10/5/2012	50.40
50422000	DCP Expense	PA	7000000087	10/5/2012	71.40
50422000	DCP Expense	PA	7000000087	10/5/2012	8.40
50422000	DCP Expense	PA	7000000087	10/5/2012	4.20
50422000	DCP Expense	PA	7000000087	10/5/2012	37.80
50422000	DCP Expense	PA	7000000087	10/5/2012	93.59
50422000	DCP Expense	PA	7000000087	10/5/2012	10.40
50422000	DCP Expense	PA	7000000087	10/5/2012	144.36
50422000	DCP Expense	PA	7000000087	10/5/2012	56.51
50422000	DCP Expense	PA	7000000087	10/5/2012	1,008.38
50422000	DCP Expense	PA	7000000087	10/5/2012	44.67
50422000	DCP Expense	PA	7000000087	10/5/2012	15.23
50422000	DCP Expense	PA	7000000087	10/5/2012	418.12
50422000	DCP Expense	PA	7000000087	10/5/2012	19.69
50422000	DCP Expense	PA	7000000087	10/5/2012	5.99
50422000	DCP Expense	PA	7000000087	10/5/2012	24.05
50422000	DCP Expense	PA	7000000087	10/5/2012	5.15
50422000	DCP Expense	PA	7000000087	10/5/2012	995.72
50422000	DCP Expense	PA	7000000087	10/5/2012	133.61
50422000	DCP Expense	PA	7000000087	10/5/2012	24.48
50422000	DCP Expense	PA	7000000087	10/5/2012	4.92
50422000	DCP Expense	PA	7000000087	10/5/2012	432.68
50422000	DCP Expense	PA	7000000087	10/5/2012	348.47
50422000	DCP Expense	PA	7000000087	10/5/2012	471.07
50422000	DCP Expense	PA	7000000087	10/5/2012	41.24
50422000	DCP Expense	PA	7000000087	10/5/2012	42.10
50422000	DCP Expense	PA	7000000087	10/5/2012	42.12
50422000	DCP Expense	PA	7000000087	10/5/2012	58.97
50422000	DCP Expense	PA	7000000087	10/5/2012	2.48
50422000	DCP Expense	PA	7000000087	10/5/2012	8.05
50422000	DCP Expense	PA	7000000087	10/5/2012	158.76
50422000	DCP Expense	PA	7000000087	10/5/2012	35.29
50422000	DCP Expense	PA	7000000087	10/5/2012	60.40
50422000	DCP Expense	PA	7000000087	10/5/2012	10.62
50422000	DCP Expense	PA	7000000087	10/5/2012	312.38
50422000	DCP Expense	PA	7000000087	10/5/2012	3.03
50422000	DCP Expense	PA	7000000087	10/5/2012	160.21
50422000	DCP Expense	PA	7000000087	10/5/2012	12.63
50422000	DCP Expense	PA	7000000087	10/5/2012	100.97
50422000	DCP Expense	PA	7000000087	10/5/2012	142.46

Kentucky American Water Company  
Case No. 2012-00520  
Response to PSC DR1, Item 31

Account	Description	Doc Type	Document Number	Posting Date	Amount
50422000	DCP Expense	PA	7000000087	10/5/2012	53.53
50422000	DCP Expense	PA	7000000087	10/5/2012	215.88
50422000	DCP Expense	PA	7000000087	10/5/2012	153.65
50422000	DCP Expense	PA	7000000087	10/5/2012	57.57
50422000	DCP Expense	PA	7000000087	10/5/2012	12.02
50422000	DCP Expense	PA	7000000087	10/5/2012	20.26
50422000	DCP Expense	PA	7000000087	10/5/2012	5.08
50422000	DCP Expense	PA	7000000087	10/5/2012	89.16
50422000	DCP Expense	PA	7000000087	10/5/2012	1.86
50422000	DCP Expense	PA	7000000087	10/5/2012	206.04
50422000	DCP Expense	PA	7000000087	10/5/2012	33.82
50422000	DCP Expense	PA	7000000087	10/5/2012	34.68
50422000	DCP Expense	PA	7000000087	10/5/2012	84.44
50550000	Group Insur Expense	PA	7000000087	10/5/2012	759.26
50550000	Group Insur Expense	PA	7000000087	10/5/2012	58.96
50550000	Group Insur Expense	PA	7000000087	10/5/2012	308.77
50550000	Group Insur Expense	PA	7000000087	10/5/2012	309.51
50550000	Group Insur Expense	PA	7000000087	10/5/2012	1,229.18
50550000	Group Insur Expense	PA	7000000087	10/5/2012	48.27
50550000	Group Insur Expense	PA	7000000087	10/5/2012	455.69
50550000	Group Insur Expense	PA	7000000087	10/5/2012	177.77
50550000	Group Insur Expense	PA	7000000087	10/5/2012	177.69
50550000	Group Insur Expense	PA	7000000087	10/5/2012	113.30
50550000	Group Insur Expense	PA	7000000087	10/5/2012	73.50
50550000	Group Insur Expense	PA	7000000087	10/5/2012	413.51
50550000	Group Insur Expense	PA	7000000087	10/5/2012	85.35
50550000	Group Insur Expense	PA	7000000087	10/5/2012	242.02
50550000	Group Insur Expense	PA	7000000087	10/5/2012	1,615.69
50550000	Group Insur Expense	PA	7000000087	10/5/2012	1,600.00
50550000	Group Insur Expense	PA	7000000087	10/5/2012	351.75
50550000	Group Insur Expense	PA	7000000087	10/5/2012	0.63
50550000	Group Insur Expense	PA	7000000087	10/5/2012	38.83
50550000	Group Insur Expense	PA	7000000087	10/5/2012	8.31
50550000	Group Insur Expense	PA	7000000087	10/5/2012	18.09
50550000	Group Insur Expense	PA	7000000087	10/5/2012	72.33
50550000	Group Insur Expense	PA	7000000087	10/5/2012	29.57
50550000	Group Insur Expense	PA	7000000087	10/5/2012	260.01
50550000	Group Insur Expense	PA	7000000087	10/5/2012	487.38
50550000	Group Insur Expense	PA	7000000087	10/5/2012	353.88
50550000	Group Insur Expense	PA	7000000087	10/5/2012	6,694.10
50550000	Group Insur Expense	PA	7000000087	10/5/2012	5,828.57
50550000	Group Insur Expense	PA	7000000087	10/5/2012	56.12
50550000	Group Insur Expense	PA	7000000087	10/5/2012	56.16
50550000	Group Insur Expense	PA	7000000087	10/5/2012	59.13
50550000	Group Insur Expense	PA	7000000087	10/5/2012	2,110.24
50550000	Group Insur Expense	PA	7000000087	10/5/2012	503.02
50550000	Group Insur Expense	PA	7000000087	10/5/2012	91.58
50550000	Group Insur Expense	PA	7000000087	10/5/2012	774.56
50550000	Group Insur Expense	PA	7000000087	10/5/2012	2,041.72
50550000	Group Insur Expense	PA	7000000087	10/5/2012	3,015.87
50550000	Group Insur Expense	PA	7000000087	10/5/2012	8.28
50550000	Group Insur Expense	PA	7000000087	10/5/2012	3.03
50550000	Group Insur Expense	PA	7000000087	10/5/2012	20.62
50550000	Group Insur Expense	PA	7000000087	10/5/2012	4.05
50550000	Group Insur Expense	PA	7000000087	10/5/2012	14.69
50550000	Group Insur Expense	PA	7000000087	10/5/2012	53.06
50550000	Group Insur Expense	PA	7000000087	10/5/2012	15.17
50550000	Group Insur Expense	PA	7000000087	10/5/2012	78.62
50550000	Group Insur Expense	PA	7000000087	10/5/2012	282.28
50550000	Group Insur Expense	PA	7000000087	10/5/2012	70.67
50550000	Group Insur Expense	PA	7000000087	10/5/2012	85.01
50550000	Group Insur Expense	PA	7000000087	10/5/2012	109.71
50550000	Group Insur Expense	PA	7000000087	10/5/2012	237.97
50550000	Group Insur Expense	PA	7000000087	10/5/2012	3,537.17
50550000	Group Insur Expense	PA	7000000087	10/5/2012	1,952.78
50550000	Group Insur Expense	PA	7000000087	10/5/2012	518.92
50550000	Group Insur Expense	PA	7000000087	10/5/2012	406.36
50550000	Group Insur Expense	PA	7000000087	10/5/2012	628.67
50550000	Group Insur Expense	PA	7000000087	10/5/2012	18.57
50550000	Group Insur Expense	PA	7000000087	10/5/2012	40.53
50550000	Group Insur Expense	PA	7000000087	10/5/2012	115.54
50550000	Group Insur Expense	PA	7000000087	10/5/2012	483.97
50550000	Group Insur Expense	PA	7000000087	10/5/2012	616.43
50550000	Group Insur Expense	PA	7000000087	10/5/2012	1,525.26
50550000	Group Insur Expense	PA	7000000087	10/5/2012	299.72
50550000	Group Insur Expense	PA	7000000087	10/5/2012	1,240.73
50550000	Group Insur Expense	PA	7000000087	10/5/2012	7,886.54

Kentucky American Water Company  
Case No. 2012-00520  
Response to PSC DR1, Item 31

Account	Description	Doc Type	Document Number	Posting Date	Amount
50550000	Group Insur Expense	PA	7000000087	10/5/2012	837.54
50550000	Group Insur Expense	PA	7000000087	10/5/2012	112.24
50550000	Group Insur Expense	PA	7000000087	10/5/2012	1,144.05
50550000	Group Insur Expense	PA	7000000087	10/5/2012	60.21
50550000	Group Insur Expense	PA	7000000087	10/5/2012	1,445.16
50550000	Group Insur Expense	PA	7000000087	10/5/2012	489.12
50550000	Group Insur Expense	PA	7000000087	10/5/2012	119.84
50550000	Group Insur Expense	PA	7000000087	10/5/2012	19.98
50550000	Group Insur Expense	PA	7000000087	10/5/2012	560.83
50550000	Group Insur Expense	PA	7000000087	10/5/2012	392.71
50550000	Group Insur Expense	PA	7000000087	10/5/2012	480.37
50550000	Group Insur Expense	PA	7000000087	10/5/2012	1,549.49
52514500	Charitb Don-H/Ed/En	ZF	5000001959	10/5/2012	1,000.00
52514700	Community Partnrshps	ZF	5000001958	10/5/2012	13,500.00
52514900	Cust Edu-Video&Photo	ZF	5000001953	10/5/2012	260.00
52515000	Commun Relations-E	ZF	5000001957	10/5/2012	85.00
52534000	Employee Expenses	ZF	5000001972	10/5/2012	25.00
52534000	Employee Expenses	PA	7000000087	10/5/2012	30.00
55010500	Trans Reimb EE Prsnl	PA	7000000087	10/5/2012	181.49
57010000	Uncoll Accts Exp	ZA	9400000646	10/5/2012	(95.48)
57010000	Uncoll Accts Exp	ZA	9400000646	10/5/2012	(1,083.66)
68533000	FICA	PA	7000000087	10/5/2012	189.39
68533000	FICA	PA	7000000087	10/5/2012	9.81
68533000	FICA	PA	7000000087	10/5/2012	83.52
68533000	FICA	PA	7000000087	10/5/2012	94.19
68533000	FICA	PA	7000000087	10/5/2012	492.56
68533000	FICA	PA	7000000087	10/5/2012	8.73
68533000	FICA	PA	7000000087	10/5/2012	177.43
68533000	FICA	PA	7000000087	10/5/2012	132.55
68533000	FICA	PA	7000000087	10/5/2012	49.68
68533000	FICA	PA	7000000087	10/5/2012	12.01
68533000	FICA	PA	7000000087	10/5/2012	123.01
68533000	FICA	PA	7000000087	10/5/2012	41.72
68533000	FICA	PA	7000000087	10/5/2012	41.73
68533000	FICA	PA	7000000087	10/5/2012	46.34
68533000	FICA	PA	7000000087	10/5/2012	17.08
68533000	FICA	PA	7000000087	10/5/2012	246.97
68533000	FICA	PA	7000000087	10/5/2012	333.07
68533000	FICA	PA	7000000087	10/5/2012	697.83
68533000	FICA	PA	7000000087	10/5/2012	1,694.72
68533000	FICA	PA	7000000087	10/5/2012	90.30
68533000	FICA	PA	7000000087	10/5/2012	34.52
68533000	FICA	PA	7000000087	10/5/2012	7.40
68533000	FICA	PA	7000000087	10/5/2012	25.79
68533000	FICA	PA	7000000087	10/5/2012	6.91
68533000	FICA	PA	7000000087	10/5/2012	27.61
68533000	FICA	PA	7000000087	10/5/2012	125.54
68533000	FICA	PA	7000000087	10/5/2012	143.89
68533000	FICA	PA	7000000087	10/5/2012	2,170.81
68533000	FICA	PA	7000000087	10/5/2012	1,967.24
68533000	FICA	PA	7000000087	10/5/2012	60.67
68533000	FICA	PA	7000000087	10/5/2012	60.67
68533000	FICA	PA	7000000087	10/5/2012	720.03
68533000	FICA	PA	7000000087	10/5/2012	185.44
68533000	FICA	PA	7000000087	10/5/2012	39.12
68533000	FICA	PA	7000000087	10/5/2012	259.29
68533000	FICA	PA	7000000087	10/5/2012	769.63
68533000	FICA	PA	7000000087	10/5/2012	830.52
68533000	FICA	PA	7000000087	10/5/2012	12.28
68533000	FICA	PA	7000000087	10/5/2012	6.14
68533000	FICA	PA	7000000087	10/5/2012	70.40
68533000	FICA	PA	7000000087	10/5/2012	21.54
68533000	FICA	PA	7000000087	10/5/2012	14.65
68533000	FICA	PA	7000000087	10/5/2012	4.18
68533000	FICA	PA	7000000087	10/5/2012	84.94
68533000	FICA	PA	7000000087	10/5/2012	79.74
68533000	FICA	PA	7000000087	10/5/2012	28.59
68533000	FICA	PA	7000000087	10/5/2012	7.27
68533000	FICA	PA	7000000087	10/5/2012	2.67
68533000	FICA	PA	7000000087	10/5/2012	27.80
68533000	FICA	PA	7000000087	10/5/2012	3.55
68533000	FICA	PA	7000000087	10/5/2012	63.69
68533000	FICA	PA	7000000087	10/5/2012	82.18
68533000	FICA	PA	7000000087	10/5/2012	76.28
68533000	FICA	PA	7000000087	10/5/2012	1,116.66
68533000	FICA	PA	7000000087	10/5/2012	646.95
68533000	FICA	PA	7000000087	10/5/2012	279.70

Kentucky American Water Company  
Case No. 2012-00520  
Response to PSC DR1, Item 31

Account	Description	Doc Type	Document Number	Posting Date	Amount
68533000	FICA	PA	7000000087	10/5/2012	142.08
68533000	FICA	PA	7000000087	10/5/2012	176.92
68533000	FICA	PA	7000000087	10/5/2012	11.94
68533000	FICA	PA	7000000087	10/5/2012	9.06
68533000	FICA	PA	7000000087	10/5/2012	118.83
68533000	FICA	PA	7000000087	10/5/2012	853.06
68533000	FICA	PA	7000000087	10/5/2012	528.71
68533000	FICA	PA	7000000087	10/5/2012	3,239.56
68533000	FICA	PA	7000000087	10/5/2012	275.91
68533000	FICA	PA	7000000087	10/5/2012	76.33
68533000	FICA	PA	7000000087	10/5/2012	656.43
68533000	FICA	PA	7000000087	10/5/2012	27.87
68533000	FICA	PA	7000000087	10/5/2012	459.78
68533000	FICA	PA	7000000087	10/5/2012	569.86
68533000	FICA	PA	7000000087	10/5/2012	200.22
68533000	FICA	PA	7000000087	10/5/2012	38.99
68533000	FICA	PA	7000000087	10/5/2012	6.50
68533000	FICA	PA	7000000087	10/5/2012	208.51
68533000	FICA	PA	7000000087	10/5/2012	145.60
68533000	FICA	PA	7000000087	10/5/2012	183.45
68535000	SUTA	PA	7000000087	10/5/2012	16.52
68535000	SUTA	PA	7000000087	10/5/2012	2.63
68535000	SUTA	PA	7000000087	10/5/2012	19.21
68535000	SUTA	PA	7000000087	10/5/2012	3.61
68535000	SUTA	PA	7000000087	10/5/2012	2.54
68535000	SUTA	PA	7000000087	10/5/2012	1.96
68535000	SUTA	PA	7000000087	10/5/2012	0.20
68535000	SUTA	PA	7000000087	10/5/2012	1.05
68535000	SUTA	PA	7000000087	10/5/2012	0.35
68535000	SUTA	PA	7000000087	10/5/2012	7.73
68535000	SUTA	PA	7000000087	10/5/2012	2.86
72802000	CIAC Rcpt Svcs Clrg	DR	4000002279	10/5/2012	(3,536.00)
72802000	CIAC Rcpt Svcs Clrg	DR	4000002282	10/5/2012	(3,536.00)
72802000	CIAC Rcpt Svcs Clrg	DR	4000002284	10/5/2012	(3,536.00)
72802100	CIAC Rcpt Non-SrvClr	DR	4000002202	10/5/2012	(19,543.00)
72802100	CIAC Rcpt Non-SrvClr	DR	4000002274	10/5/2012	(817.00)
52500000	Misc Expense (O&M)	WE	5000001978	10/6/2012	74.80
52500000	Misc Expense (O&M)	WE	5000001981	10/7/2012	1,409.80
52500000	Misc Expense (O&M)	WE	5000001982	10/7/2012	290.78
52500000	Misc Expense (O&M)	WE	5000001982	10/7/2012	95.91
52562000	Office Supplies	WE	5000001982	10/7/2012	60.02
40111000	Res Sales Billed	ZA	9400000921	10/8/2012	255.81
40111000	Res Sales Billed	ZA	9400000921	10/8/2012	331.78
40111000	Res Sales Billed	ZA	9400000921	10/8/2012	(174,544.37)
40121000	Com Sales Billed	ZA	9400000921	10/8/2012	773.50
40121000	Com Sales Billed	ZA	9400000921	10/8/2012	(59,730.33)
40131000	Ind Sales Billed	ZA	9400000921	10/8/2012	(6,453.34)
40145000	Priv Fire Billed	ZA	9400000921	10/8/2012	(2,340.72)
40151000	Publ Auth Billed	ZA	9400000921	10/8/2012	(5,140.98)
40211000	Dom WW Svc Billed	ZA	9400000921	10/8/2012	390.24
40310400	OthRev-NSF Ck Chrg	ZA	9400000921	10/8/2012	(84.00)
40310500	OthRev-Appl/InitFee	ZA	9400000921	10/8/2012	(3,198.00)
40310700	OthRev-Reconnct Fee	ZA	9400000921	10/8/2012	(1,768.00)
51010000	Purchased Water	KR	5000001987	10/8/2012	9.05
51010000	Purchased Water	KR	5000001987	10/8/2012	0.28
51510000	Purchased Power	ZN	5000002000	10/8/2012	65.94
51510000	Purchased Power	ZN	5000002000	10/8/2012	773.44
51510000	Purchased Power	ZN	5000002000	10/8/2012	814.56
51510000	Purchased Power	ZN	5000002000	10/8/2012	287.72
52000000	M&S Expense (O&M)	ZF	5000001923	10/8/2012	1,656.75
52000000	M&S Expense (O&M)	ZF	5000001924	10/8/2012	1,308.24
52000000	M&S Expense (O&M)	KR	5000001984	10/8/2012	377.98
52520000	Collection Agencies	KR	5000002003	10/8/2012	524.60
52520000	Collection Agencies	KR	5000002004	10/8/2012	358.01
52524000	Co Dues/Mmbrshp Ded	ZF	5000001955	10/8/2012	2,500.00
52546000	Grounds Keeping	KR	5000001985	10/8/2012	249.10
52546000	Grounds Keeping	KR	5000001986	10/8/2012	444.14
52546000	Grounds Keeping	KR	5000001986	10/8/2012	53.00
52546000	Grounds Keeping	KR	5000001986	10/8/2012	21.20
52546000	Grounds Keeping	KR	5000001989	10/8/2012	224.72
52546000	Grounds Keeping	KR	5000001991	10/8/2012	365.70
52546000	Grounds Keeping	KR	5000001992	10/8/2012	53.00
52586000	PO Small Differences	RE	5000002002	10/8/2012	21.08
53150000	Contr Svc-Other	KR	5000001988	10/8/2012	452.62
53150000	Contr Svc-Other	KR	5000001990	10/8/2012	5,594.68
53150000	Contr Svc-Other	KR	5000001994	10/8/2012	511.98
53152000	Contr Svc-Lab Testng	KR	5000001993	10/8/2012	61.48

Kentucky American Water Company  
Case No. 2012-00520  
Response to PSC DR1, Item 31

Account	Description	Doc Type	Document Number	Posting Date	Amount
53155000	Contr Svc-Legal	KR	5000002005	10/8/2012	975.20
55000000	Transportation (O&M)	ZF	5000001961	10/8/2012	42.50
55010300	Trans Lease Maint	KR	5000001983	10/8/2012	1,546.38
57010000	Uncoll Accts Exp	ZA	9400000921	10/8/2012	(23.75)
40111000	Res Sales Billed	ZA	9400000922	10/9/2012	(52.15)
40111000	Res Sales Billed	ZA	9400000922	10/9/2012	(102,374.18)
40121000	Com Sales Billed	ZA	9400000922	10/9/2012	(791.50)
40121000	Com Sales Billed	ZA	9400000922	10/9/2012	(35,262.73)
40131000	Ind Sales Billed	ZA	9400000922	10/9/2012	(3,867.05)
40145000	Priv Fire Billed	ZA	9400000922	10/9/2012	(4,069.70)
40151000	Publ Auth Billed	ZA	9400000922	10/9/2012	(246,436.27)
40310400	OthRev-NSF Ck Chrg	ZA	9400000922	10/9/2012	(12.00)
40310400	OthRev-NSF Ck Chrg	ZA	9400000922	10/9/2012	(12.00)
40310500	OthRev-Appl/InitFee	ZA	9400000922	10/9/2012	(52.00)
40310500	OthRev-Appl/InitFee	ZA	9400000922	10/9/2012	(1,612.00)
40310700	OthRev-Reconnct Fee	ZA	9400000922	10/9/2012	(26.00)
40310700	OthRev-Reconnct Fee	ZA	9400000922	10/9/2012	(260.00)
51110000	Waste Disposal	ZN	5000002016	10/9/2012	967.55
51110000	Waste Disposal	ZN	5000002016	10/9/2012	1,443.32
51510000	Purchased Power	ZN	5000002016	10/9/2012	204,266.31
51510000	Purchased Power	ZN	5000002016	10/9/2012	686.67
51510000	Purchased Power	ZN	5000002016	10/9/2012	3,060.35
51510000	Purchased Power	ZN	5000002016	10/9/2012	135.84
51510000	Purchased Power	ZN	5000002016	10/9/2012	844.43
51510000	Purchased Power	ZN	5000002016	10/9/2012	3,132.01
51510000	Purchased Power	ZN	5000002016	10/9/2012	4,879.02
51510000	Purchased Power	ZN	5000002016	10/9/2012	23,342.92
51510000	Purchased Power	ZN	5000002016	10/9/2012	23.96
52000000	M&S Expense (O&M)	WE	5000002015	10/9/2012	1,193.30
52000000	M&S Expense (O&M)	WE	5000002015	10/9/2012	1,511.30
52000000	M&S Expense (O&M)	WE	5000002015	10/9/2012	1,626.04
52000000	M&S Expense (O&M)	WE	5000002015	10/9/2012	2,012.94
52000000	M&S Expense (O&M)	WE	5000002015	10/9/2012	1,270.41
52000000	M&S Expense (O&M)	WE	5000002015	10/9/2012	831.57
52000000	M&S Expense (O&M)	WA	5000002018	10/9/2012	122.82
52000000	M&S Expense (O&M)	WA	5000002018	10/9/2012	7.81
52000000	M&S Expense (O&M)	WA	5000002018	10/9/2012	245.41
52000000	M&S Expense (O&M)	WA	5000002018	10/9/2012	122.45
52000000	M&S Expense (O&M)	WA	5000002018	10/9/2012	85.21
52000000	M&S Expense (O&M)	WA	5000002018	10/9/2012	34.80
52000000	M&S Expense (O&M)	WA	5000002018	10/9/2012	134.46
52000000	M&S Expense (O&M)	WA	5000002018	10/9/2012	44.82
52000000	M&S Expense (O&M)	WA	5000002018	10/9/2012	25.14
52000000	M&S Expense (O&M)	WA	5000002018	10/9/2012	12.34
52000000	M&S Expense (O&M)	WA	5000002019	10/9/2012	30.71
52000000	M&S Expense (O&M)	WA	5000002019	10/9/2012	368.11
52000000	M&S Expense (O&M)	WA	5000002019	10/9/2012	113.62
52000000	M&S Expense (O&M)	WA	5000002019	10/9/2012	179.27
52000000	M&S Expense (O&M)	WA	5000002019	10/9/2012	50.28
52000000	M&S Expense (O&M)	WA	5000002019	10/9/2012	5.35
52000000	M&S Expense (O&M)	WA	5000002019	10/9/2012	12.34
52000000	M&S Expense (O&M)	WA	5000002020	10/9/2012	27.91
52000000	M&S Expense (O&M)	WA	5000002020	10/9/2012	122.70
52000000	M&S Expense (O&M)	WA	5000002020	10/9/2012	56.81
52000000	M&S Expense (O&M)	WA	5000002020	10/9/2012	89.64
52000000	M&S Expense (O&M)	WA	5000002020	10/9/2012	12.34
52000000	M&S Expense (O&M)	WA	5000002021	10/9/2012	33.50
52000000	M&S Expense (O&M)	WA	5000002021	10/9/2012	552.16
52000000	M&S Expense (O&M)	WA	5000002021	10/9/2012	142.02
52000000	M&S Expense (O&M)	WA	5000002021	10/9/2012	224.09
52000000	M&S Expense (O&M)	WA	5000002021	10/9/2012	25.14
52000000	M&S Expense (O&M)	WA	5000002021	10/9/2012	6.17
52000000	M&S Expense (O&M)	WA	5000002022	10/9/2012	187.03
52000000	M&S Expense (O&M)	WA	5000002022	10/9/2012	8,633.81
52000000	M&S Expense (O&M)	WA	5000002022	10/9/2012	170.42
52000000	M&S Expense (O&M)	WA	5000002022	10/9/2012	268.91
52000000	M&S Expense (O&M)	WA	5000002022	10/9/2012	50.28
52000000	M&S Expense (O&M)	WA	5000002022	10/9/2012	5.35
52000000	M&S Expense (O&M)	WA	5000002022	10/9/2012	8.75
52000000	M&S Expense (O&M)	WA	5000002022	10/9/2012	24.67
52000000	M&S Expense (O&M)	WA	5000002023	10/9/2012	80.95
52000000	M&S Expense (O&M)	WA	5000002023	10/9/2012	613.51
52000000	M&S Expense (O&M)	WA	5000002023	10/9/2012	198.83
52000000	M&S Expense (O&M)	WA	5000002023	10/9/2012	313.73
52000000	M&S Expense (O&M)	WA	5000002023	10/9/2012	75.41
52000000	M&S Expense (O&M)	WA	5000002023	10/9/2012	10.70
52000000	M&S Expense (O&M)	WA	5000002024	10/9/2012	46.85

Kentucky American Water Company  
Case No. 2012-00520  
Response to PSC DR1, Item 31

Account	Description	Doc Type	Document Number	Posting Date	Amount
52000000	M&S Expense (O&M)	WA	5000002024	10/9/2012	122.45
52000000	M&S Expense (O&M)	WA	5000002024	10/9/2012	34.80
52000000	M&S Expense (O&M)	WA	5000002024	10/9/2012	44.82
52000000	M&S Expense (O&M)	WA	5000002025	10/9/2012	45.32
52000000	M&S Expense (O&M)	WA	5000002025	10/9/2012	23.61
52000000	M&S Expense (O&M)	WA	5000002025	10/9/2012	195.22
52000000	M&S Expense (O&M)	WA	5000002026	10/9/2012	94.42
52000000	M&S Expense (O&M)	WA	5000002026	10/9/2012	135.97
52000000	M&S Expense (O&M)	WA	5000002026	10/9/2012	1,268.93
52000000	M&S Expense (O&M)	WA	5000002027	10/9/2012	21.56
52000000	M&S Expense (O&M)	WA	5000002027	10/9/2012	118.03
52000000	M&S Expense (O&M)	WA	5000002027	10/9/2012	324.06
52000000	M&S Expense (O&M)	WA	5000002028	10/9/2012	118.03
52000000	M&S Expense (O&M)	WA	5000002028	10/9/2012	312.35
52000000	M&S Expense (O&M)	WA	5000002029	10/9/2012	23.61
52000000	M&S Expense (O&M)	WA	5000002029	10/9/2012	156.18
52000000	M&S Expense (O&M)	WA	5000002030	10/9/2012	257.69
52000000	M&S Expense (O&M)	WA	5000002030	10/9/2012	43.13
52000000	M&S Expense (O&M)	WA	5000002030	10/9/2012	94.43
52000000	M&S Expense (O&M)	WA	5000002031	10/9/2012	7.81
52000000	M&S Expense (O&M)	WA	5000002031	10/9/2012	122.45
52000000	M&S Expense (O&M)	WA	5000002031	10/9/2012	382.75
52000000	M&S Expense (O&M)	WA	5000002031	10/9/2012	44.82
52000000	M&S Expense (O&M)	WA	5000002032	10/9/2012	61.35
52000000	M&S Expense (O&M)	WA	5000002032	10/9/2012	28.40
52000000	M&S Expense (O&M)	WA	5000002032	10/9/2012	8.17
52000000	M&S Expense (O&M)	WA	5000002033	10/9/2012	44.66
52000000	M&S Expense (O&M)	WA	5000002033	10/9/2012	245.41
52000000	M&S Expense (O&M)	WA	5000002033	10/9/2012	142.02
52000000	M&S Expense (O&M)	WA	5000002033	10/9/2012	224.09
52000000	M&S Expense (O&M)	WA	5000002033	10/9/2012	44.82
52000000	M&S Expense (O&M)	WA	5000002033	10/9/2012	5.35
52000000	M&S Expense (O&M)	WA	5000002033	10/9/2012	12.34
52000000	M&S Expense (O&M)	WA	5000002034	10/9/2012	45.32
52000000	M&S Expense (O&M)	WA	5000002034	10/9/2012	47.21
52000000	M&S Expense (O&M)	WA	5000002034	10/9/2012	335.78
52000000	M&S Expense (O&M)	WA	5000002035	10/9/2012	56.69
52000000	M&S Expense (O&M)	WA	5000002035	10/9/2012	94.43
52000000	M&S Expense (O&M)	WA	5000002035	10/9/2012	312.35
52000000	M&S Expense (O&M)	WA	5000002036	10/9/2012	21.56
52000000	M&S Expense (O&M)	WA	5000002036	10/9/2012	94.42
52000000	M&S Expense (O&M)	WA	5000002036	10/9/2012	562.23
52000000	M&S Expense (O&M)	WA	5000002037	10/9/2012	23.61
52000000	M&S Expense (O&M)	WA	5000002037	10/9/2012	31.24
52000000	M&S Expense (O&M)	WA	5000002038	10/9/2012	43.13
52000000	M&S Expense (O&M)	WA	5000002038	10/9/2012	141.64
52000000	M&S Expense (O&M)	WA	5000002038	10/9/2012	632.51
52000000	M&S Expense (O&M)	WA	5000002039	10/9/2012	50.25
52000000	M&S Expense (O&M)	WA	5000002039	10/9/2012	10,792.26
52000000	M&S Expense (O&M)	WA	5000002039	10/9/2012	170.42
52000000	M&S Expense (O&M)	WA	5000002039	10/9/2012	268.91
52000000	M&S Expense (O&M)	WA	5000002039	10/9/2012	100.55
52000000	M&S Expense (O&M)	WA	5000002039	10/9/2012	16.34
52000000	M&S Expense (O&M)	WA	5000002040	10/9/2012	91.74
52000000	M&S Expense (O&M)	WA	5000002040	10/9/2012	70.82
52000000	M&S Expense (O&M)	WA	5000002040	10/9/2012	285.02
52000000	M&S Expense (O&M)	WA	5000002041	10/9/2012	7.81
52000000	M&S Expense (O&M)	WA	5000002041	10/9/2012	122.45
52000000	M&S Expense (O&M)	WA	5000002041	10/9/2012	34.80
52000000	M&S Expense (O&M)	WA	5000002041	10/9/2012	44.82
52000000	M&S Expense (O&M)	WA	5000002041	10/9/2012	26.25
52000000	M&S Expense (O&M)	WA	5000002041	10/9/2012	15.12
52000000	M&S Expense (O&M)	WA	5000002041	10/9/2012	1,079.23
52000000	M&S Expense (O&M)	WA	5000002041	10/9/2012	275.60
52000000	M&S Expense (O&M)	WA	5000002041	10/9/2012	402.50
52000000	M&S Expense (O&M)	WA	5000002041	10/9/2012	57.78
52000000	M&S Expense (O&M)	KR	5000002043	10/9/2012	2,752.19
52000000	M&S Expense (O&M)	WA	5000002046	10/9/2012	73.45
52000000	M&S Expense (O&M)	WA	5000002046	10/9/2012	81.33
52000000	M&S Expense (O&M)	WA	5000002046	10/9/2012	44.63
52000000	M&S Expense (O&M)	WA	5000002046	10/9/2012	390.62
52000000	M&S Expense (O&M)	WA	5000002046	10/9/2012	364.87
52000000	M&S Expense (O&M)	WA	5000002046	10/9/2012	513.90
52000000	M&S Expense (O&M)	KR	5000002047	10/9/2012	716.75
52000000	M&S Expense (O&M)	KR	5000002049	10/9/2012	2,064.88
52000000	M&S Expense (O&M)	WA	5000002050	10/9/2012	(276.35)
52000000	M&S Expense (O&M)	WA	5000002050	10/9/2012	(1,227.03)

Kentucky American Water Company  
Case No. 2012-00520  
Response to PSC DR1, Item 31

Account	Description	Doc Type	Document Number	Posting Date	Amount
52000000	M&S Expense (O&M)	WA	5000002050	10/9/2012	(105.97)
52000000	M&S Expense (O&M)	WA	5000002050	10/9/2012	(397.65)
52000000	M&S Expense (O&M)	WA	5000002050	10/9/2012	(34.80)
52000000	M&S Expense (O&M)	WA	5000002050	10/9/2012	(672.28)
52000000	M&S Expense (O&M)	WA	5000002050	10/9/2012	(150.83)
52000000	M&S Expense (O&M)	WA	5000002050	10/9/2012	(10.70)
52000000	M&S Expense (O&M)	WA	5000002050	10/9/2012	(52.51)
52000000	M&S Expense (O&M)	WA	5000002050	10/9/2012	(49.34)
52000000	M&S Expense (O&M)	WA	5000002051	10/9/2012	(47.21)
52000000	M&S Expense (O&M)	WA	5000002051	10/9/2012	(122.45)
52000000	M&S Expense (O&M)	WA	5000002051	10/9/2012	(34.80)
52000000	M&S Expense (O&M)	WA	5000002051	10/9/2012	(44.82)
52000000	M&S Expense (O&M)	WA	5000002051	10/9/2012	(44.66)
52000000	M&S Expense (O&M)	WA	5000002051	10/9/2012	(245.41)
52000000	M&S Expense (O&M)	WA	5000002051	10/9/2012	(142.02)
52000000	M&S Expense (O&M)	WA	5000002051	10/9/2012	(268.91)
52000000	M&S Expense (O&M)	WA	5000002051	10/9/2012	(5.35)
52000000	M&S Expense (O&M)	WA	5000002051	10/9/2012	(12.34)
52000000	M&S Expense (O&M)	WA	5000002052	10/9/2012	(181.44)
52000000	M&S Expense (O&M)	WA	5000002052	10/9/2012	(7.81)
52000000	M&S Expense (O&M)	WA	5000002052	10/9/2012	(736.22)
52000000	M&S Expense (O&M)	WA	5000002052	10/9/2012	(122.45)
52000000	M&S Expense (O&M)	WA	5000002052	10/9/2012	(255.63)
52000000	M&S Expense (O&M)	WA	5000002052	10/9/2012	(34.80)
52000000	M&S Expense (O&M)	WA	5000002052	10/9/2012	(448.19)
52000000	M&S Expense (O&M)	WA	5000002052	10/9/2012	(75.41)
52000000	M&S Expense (O&M)	WA	5000002052	10/9/2012	(5.35)
52000000	M&S Expense (O&M)	WA	5000002052	10/9/2012	(37.01)
52000000	M&S Expense (O&M)	WA	5000002053	10/9/2012	(54.66)
52000000	M&S Expense (O&M)	WA	5000002053	10/9/2012	(244.90)
52000000	M&S Expense (O&M)	WA	5000002053	10/9/2012	(69.59)
52000000	M&S Expense (O&M)	WA	5000002053	10/9/2012	(627.46)
52000000	M&S Expense (O&M)	WA	5000002053	10/9/2012	(114.45)
52000000	M&S Expense (O&M)	WA	5000002053	10/9/2012	(1,165.68)
52000000	M&S Expense (O&M)	WA	5000002053	10/9/2012	(340.84)
52000000	M&S Expense (O&M)	WA	5000002053	10/9/2012	(10.70)
52000000	M&S Expense (O&M)	WA	5000002053	10/9/2012	(6.17)
52000000	M&S Expense (O&M)	WA	5000002054	10/9/2012	(61.35)
52000000	M&S Expense (O&M)	WA	5000002054	10/9/2012	(28.40)
52000000	M&S Expense (O&M)	WA	5000002054	10/9/2012	(8.17)
52000000	M&S Expense (O&M)	WA	5000002055	10/9/2012	(21.56)
52000000	M&S Expense (O&M)	WA	5000002055	10/9/2012	(118.03)
52000000	M&S Expense (O&M)	WA	5000002055	10/9/2012	(593.46)
52000000	M&S Expense (O&M)	WA	5000002056	10/9/2012	(181.29)
52000000	M&S Expense (O&M)	WA	5000002056	10/9/2012	(354.09)
52000000	M&S Expense (O&M)	WA	5000002056	10/9/2012	(2,100.54)
52000000	M&S Expense (O&M)	WA	5000002057	10/9/2012	(23.61)
52000000	M&S Expense (O&M)	WA	5000002057	10/9/2012	(156.17)
52000000	M&S Expense (O&M)	WA	5000002058	10/9/2012	(56.69)
52000000	M&S Expense (O&M)	WA	5000002058	10/9/2012	(45.32)
52000000	M&S Expense (O&M)	WA	5000002058	10/9/2012	(43.12)
52000000	M&S Expense (O&M)	WA	5000002058	10/9/2012	(236.06)
52000000	M&S Expense (O&M)	WA	5000002058	10/9/2012	(905.81)
52000000	M&S Expense (O&M)	WA	5000002059	10/9/2012	(43.12)
52000000	M&S Expense (O&M)	WA	5000002059	10/9/2012	(21.42)
52000000	M&S Expense (O&M)	WA	5000002059	10/9/2012	(91.74)
52000000	M&S Expense (O&M)	WA	5000002059	10/9/2012	(354.09)
52000000	M&S Expense (O&M)	WA	5000002059	10/9/2012	(1,772.57)
52000000	M&S Expense (O&M)	WA	5000002060	10/9/2012	(17.50)
52000000	M&S Expense (O&M)	WA	5000002060	10/9/2012	(15.12)
52000000	M&S Expense (O&M)	WA	5000002060	10/9/2012	(1,079.22)
52000000	M&S Expense (O&M)	WA	5000002060	10/9/2012	(275.60)
52000000	M&S Expense (O&M)	WA	5000002060	10/9/2012	(402.50)
52000000	M&S Expense (O&M)	WA	5000002060	10/9/2012	(57.78)
52000000	M&S Expense (O&M)	WA	5000002062	10/9/2012	141.64
52000000	M&S Expense (O&M)	WA	5000002062	10/9/2012	855.05
52000000	M&S Expense (O&M)	WA	5000002062	10/9/2012	21.42
52000000	M&S Expense (O&M)	WA	5000002064	10/9/2012	39.08
52000000	M&S Expense (O&M)	WA	5000002064	10/9/2012	2,158.44
52000000	M&S Expense (O&M)	WA	5000002064	10/9/2012	105.97
52000000	M&S Expense (O&M)	WA	5000002064	10/9/2012	56.81
52000000	M&S Expense (O&M)	WA	5000002064	10/9/2012	34.80
52000000	M&S Expense (O&M)	WA	5000002064	10/9/2012	134.46
52000000	M&S Expense (O&M)	WA	5000002064	10/9/2012	5.35
52000000	M&S Expense (O&M)	WA	5000002064	10/9/2012	43.76
52000000	M&S Expense (O&M)	WA	5000002064	10/9/2012	12.34
52000000	M&S Expense (O&M)	WE	5000002067	10/9/2012	470.64



Kentucky American Water Company  
Case No. 2012-00520  
Response to PSC DR1, Item 31

Account	Description	Doc Type	Document Number	Posting Date	Amount
52000000	M&S Expense (O&M)	WE	5000002067	10/9/2012	35.83
52500000	Misc Expense (O&M)	KR	5000002048	10/9/2012	349.80
52500000	Misc Expense (O&M)	WE	5000002063	10/9/2012	124.55
52500000	Misc Expense (O&M)	WE	5000002065	10/9/2012	241.68
52500000	Misc Expense (O&M)	RE	5000002068	10/9/2012	0.33
52500000	Misc Expense (O&M)	RE	5000002068	10/9/2012	(2.00)
52500000	Misc Expense (O&M)	RE	5000002069	10/9/2012	1.04
52503000	Advertising	KR	5000002070	10/9/2012	2,809.00
52527000	Directors Fees	ZF	5000002007	10/9/2012	50.00
52527000	Directors Fees	ZF	5000002008	10/9/2012	50.00
52527000	Directors Fees	ZF	5000002009	10/9/2012	50.00
52527000	Directors Fees	ZF	5000002010	10/9/2012	50.00
52527000	Directors Fees	ZF	5000002011	10/9/2012	50.00
52532000	Electricity	ZN	5000002016	10/9/2012	34.44
52532000	Electricity	ZN	5000002016	10/9/2012	21.22
52532000	Electricity	ZN	5000002016	10/9/2012	11.11
52532000	Electricity	ZN	5000002016	10/9/2012	45.60
52532000	Electricity	ZN	5000002016	10/9/2012	11.11
52532000	Electricity	ZN	5000002016	10/9/2012	108.06
52532000	Electricity	ZN	5000002016	10/9/2012	27.22
52532000	Electricity	ZN	5000002016	10/9/2012	29.63
52532000	Electricity	ZN	5000002016	10/9/2012	27.66
52532000	Electricity	ZN	5000002016	10/9/2012	5,972.19
52532000	Electricity	ZN	5000002016	10/9/2012	25.75
52532000	Electricity	ZN	5000002016	10/9/2012	1,086.82
52532000	Electricity	ZN	5000002016	10/9/2012	25.37
52546000	Grounds Keeping	KR	5000002043	10/9/2012	200.34
52548000	Heating Oil/Gas	ZN	5000002016	10/9/2012	256.78
52548000	Heating Oil/Gas	ZN	5000002016	10/9/2012	447.85
52548000	Heating Oil/Gas	ZN	5000002016	10/9/2012	59.70
52550000	Janitorial	WE	5000002061	10/9/2012	258.41
52550000	Janitorial	WE	5000002061	10/9/2012	29.76
52550000	Janitorial	WE	5000002061	10/9/2012	116.81
52550000	Janitorial	RE	5000002068	10/9/2012	0.56
52550000	Janitorial	RE	5000002068	10/9/2012	0.64
52550000	Janitorial	RE	5000002068	10/9/2012	0.19
52562000	Office Supplies	RE	5000002068	10/9/2012	0.28
52562500	Overnight Shippng	KR	5000002044	10/9/2012	168.14
52574000	Telephone	RE	5000002071	10/9/2012	(27,250.56)
53150000	Contr Svc-Other	KR	5000002042	10/9/2012	28.42
53150000	Contr Svc-Other	KR	5000002045	10/9/2012	503.50
53150000	Contr Svc-Other	KR	5000002045	10/9/2012	159.00
53150000	Contr Svc-Other	KR	5000002045	10/9/2012	31.80
53150000	Contr Svc-Other	KR	5000002045	10/9/2012	31.80
53150000	Contr Svc-Other	KR	5000002045	10/9/2012	31.80
53150000	Contr Svc-Other	KR	5000002045	10/9/2012	31.80
53150000	Contr Svc-Other	KR	5000002047	10/9/2012	133.95
57010000	Uncoll Accts Exp	ZA	9400000922	10/9/2012	(523.76)
57010000	Uncoll Accts Exp	ZA	9400000922	10/9/2012	(261.32)
72802100	CIAC Rcpt Non-SrvClr	DR	4000002267	10/9/2012	(2,386.00)
72802100	CIAC Rcpt Non-SrvClr	DR	4000002267	10/9/2012	(2,451.00)
72802100	CIAC Rcpt Non-SrvClr	ZF	5000002012	10/9/2012	3,622.44
40111000	Res Sales Billed	ZA	9400000923	10/10/2012	327.32
40111000	Res Sales Billed	ZA	9400000923	10/10/2012	(2,745.63)
40121000	Com Sales Billed	ZA	9400000923	10/10/2012	(838.18)
40151000	Publ Auth Billed	ZA	9400000923	10/10/2012	(10,111.51)
40171000	Misc Sales Billed	ZA	9400000923	10/10/2012	86.52
50451000	Employee Awards	KR	5000002081	10/10/2012	287.82
50452000	Emp Physical Exams	KR	5000002080	10/10/2012	21.20
51520000	Fuel for Power Prod	KR	5000002084	10/10/2012	304.43
51520000	Fuel for Power Prod	KR	5000002085	10/10/2012	8,131.18
52000000	M&S Expense (O&M)	KR	5000002082	10/10/2012	703.92
52000000	M&S Expense (O&M)	KR	5000002082	10/10/2012	630.32
52000000	M&S Expense (O&M)	KR	5000002082	10/10/2012	241.02
52000000	M&S Expense (O&M)	KR	5000002082	10/10/2012	203.88
52000000	M&S Expense (O&M)	KR	5000002082	10/10/2012	156.93
52000000	M&S Expense (O&M)	KR	5000002082	10/10/2012	156.93
52000000	M&S Expense (O&M)	WA	5000002118	10/10/2012	23,911.44
52500000	Misc Expense (O&M)	KG	5000002083	10/10/2012	(224.97)
52500000	Misc Expense (O&M)	WE	5000002090	10/10/2012	41.65
52500000	Misc Expense (O&M)	WE	5000002090	10/10/2012	19.66
52500000	Misc Expense (O&M)	WE	5000002090	10/10/2012	27.45
52500000	Misc Expense (O&M)	WE	5000002090	10/10/2012	12.50
52500000	Misc Expense (O&M)	WE	5000002090	10/10/2012	46.17
52520000	Collection Agencies	SN	100001407	10/10/2012	(165.80)
52520000	Collection Agencies	KR	5000002124	10/10/2012	2,818.63
52520000	Collection Agencies	KR	5000002126	10/10/2012	2,663.52

Kentucky American Water Company  
Case No. 2012-00520  
Response to PSC DR1, Item 31

Account	Description	Doc Type	Document Number	Posting Date	Amount
52546000	Grounds Keeping	KR	5000002077	10/10/2012	53.00
52546000	Grounds Keeping	KR	5000002078	10/10/2012	444.14
52546000	Grounds Keeping	KR	5000002078	10/10/2012	53.00
52546000	Grounds Keeping	KR	5000002078	10/10/2012	21.20
52546000	Grounds Keeping	KR	5000002079	10/10/2012	53.00
52550000	Janitorial	WE	5000002090	10/10/2012	19.72
52550000	Janitorial	WE	5000002090	10/10/2012	27.48
52550000	Janitorial	WE	5000002090	10/10/2012	61.59
52550000	Janitorial	WE	5000002090	10/10/2012	20.61
52554500	Lab Supplies	WE	5000002110	10/10/2012	3,422.90
52554500	Lab Supplies	WE	5000002111	10/10/2012	174.79
52554500	Lab Supplies	WE	5000002112	10/10/2012	337.65
52554500	Lab Supplies	WE	5000002112	10/10/2012	320.54
52554500	Lab Supplies	WE	5000002112	10/10/2012	14.14
52554500	Lab Supplies	WE	5000002120	10/10/2012	124.44
52554500	Lab Supplies	WE	5000002121	10/10/2012	73.80
52554500	Lab Supplies	WE	5000002121	10/10/2012	39.01
52554500	Lab Supplies	WE	5000002122	10/10/2012	401.95
52554500	Lab Supplies	WE	5000002122	10/10/2012	474.88
52554500	Lab Supplies	WE	5000002122	10/10/2012	729.28
52562000	Office Supplies	WE	5000002090	10/10/2012	60.02
52562500	Overnight Shippng	KR	5000002074	10/10/2012	80.60
52578000	Trash Removal	KR	5000002075	10/10/2012	123.08
53150000	Contr Svc-Other	KR	5000002076	10/10/2012	445.20
62520700	Misc Main Pvg/Bckfil	WE	5000002087	10/10/2012	114.00
62520700	Misc Main Pvg/Bckfil	WE	5000002088	10/10/2012	387.41
62520700	Misc Main Pvg/Bckfil	WE	5000002089	10/10/2012	1,684.20
62520700	Misc Main Pvg/Bckfil	WE	5000002091	10/10/2012	5,467.13
62520700	Misc Main Pvg/Bckfil	WE	5000002093	10/10/2012	278.00
62520700	Misc Main Pvg/Bckfil	WE	5000002094	10/10/2012	1,229.00
62520700	Misc Main Pvg/Bckfil	WE	5000002095	10/10/2012	10,870.84
62520700	Misc Main Pvg/Bckfil	WE	5000002096	10/10/2012	20,300.30
62520700	Misc Main Pvg/Bckfil	WE	5000002097	10/10/2012	3,836.93
62520700	Misc Main Pvg/Bckfil	WE	5000002098	10/10/2012	50.00
62520700	Misc Main Pvg/Bckfil	WE	5000002099	10/10/2012	250.80
62520700	Misc Main Pvg/Bckfil	WE	5000002100	10/10/2012	192.00
62520700	Misc Main Pvg/Bckfil	WE	5000002101	10/10/2012	1,000.00
62520700	Misc Main Pvg/Bckfil	WE	5000002102	10/10/2012	1,000.00
62520700	Misc Main Pvg/Bckfil	WE	5000002103	10/10/2012	1,000.00
62520700	Misc Main Pvg/Bckfil	WE	5000002104	10/10/2012	1,000.00
62520700	Misc Main Pvg/Bckfil	WE	5000002105	10/10/2012	1,000.00
62520700	Misc Main Pvg/Bckfil	WE	5000002106	10/10/2012	1,000.00
62520700	Misc Main Pvg/Bckfil	WE	5000002107	10/10/2012	1,000.00
62520700	Misc Main Pvg/Bckfil	WE	5000002108	10/10/2012	1,000.00
62520700	Misc Main Pvg/Bckfil	WE	5000002109	10/10/2012	1,000.00
68520000	Property Taxes	ZF	5000002119	10/10/2012	134.21
72802000	CIAC Rcpt Svcs Clrg	DR	4000002509	10/10/2012	(817.00)
72802000	CIAC Rcpt Svcs Clrg	DR	4000002514	10/10/2012	(817.00)
72802000	CIAC Rcpt Svcs Clrg	DR	4000002578	10/10/2012	(1,569.00)
72802000	CIAC Rcpt Svcs Clrg	DR	4000002584	10/10/2012	(3,537.00)
72802100	CIAC Rcpt Non-SrvClr	DR	4000002555	10/10/2012	(4,085.00)
72802100	CIAC Rcpt Non-SrvClr	DR	4000002590	10/10/2012	(817.00)
40111000	Res Sales Billed	ZA	9400000925	10/11/2012	(42.01)
40111000	Res Sales Billed	ZA	9400000925	10/11/2012	(13,177.10)
40111000	Res Sales Billed	ZA	9400000925	10/11/2012	(1,049.16)
40121000	Com Sales Billed	ZA	9400000925	10/11/2012	(431.69)
40121000	Com Sales Billed	ZA	9400000925	10/11/2012	(267.69)
40151000	Publ Auth Billed	ZA	9400000925	10/11/2012	(1,612.74)
40151000	Publ Auth Billed	ZA	9400000925	10/11/2012	79.31
40161000	SlS/Rsle Billed	ZA	9400000925	10/11/2012	(738.70)
40171000	Misc Sales Billed	DR	4000002519	10/11/2012	(3,000.00)
40221000	Com WW Svc Billed	ZA	9400000925	10/11/2012	(1,200.18)
40251000	PubAuth WW Billed	ZA	9400000925	10/11/2012	(395.75)
40310400	OthRev-NSF Ck Chrg	ZA	9400000925	10/11/2012	(72.00)
40310500	OthRev-Appl/InitFee	ZA	9400000925	10/11/2012	(130.00)
40310700	OthRev-Reconnct Fee	ZA	9400000925	10/11/2012	(26.00)
40310700	OthRev-Reconnct Fee	ZA	9400000925	10/11/2012	26.00
51510000	Purchased Power	ZN	5000002143	10/11/2012	697.40
51510000	Purchased Power	ZN	5000002143	10/11/2012	79.81
51510000	Purchased Power	ZN	5000002143	10/11/2012	27.31
51510000	Purchased Power	ZN	5000002143	10/11/2012	101.50
51510000	Purchased Power	ZN	5000002143	10/11/2012	5,666.54
51510000	Purchased Power	ZN	5000002143	10/11/2012	21.96
52000000	M&S Expense (O&M)	WA	5000002140	10/11/2012	40.76
52000000	M&S Expense (O&M)	WA	5000002141	10/11/2012	23.70
52000000	M&S Expense (O&M)	WA	5000002141	10/11/2012	409.00
52000000	M&S Expense (O&M)	WA	5000002141	10/11/2012	19.59

Kentucky American Water Company  
Case No. 2012-00520  
Response to PSC DR1, Item 31

Account	Description	Doc Type	Document Number	Posting Date	Amount
52000000	M&S Expense (O&M)	WA	5000002142	10/11/2012	8.04
52000000	M&S Expense (O&M)	WA	5000002142	10/11/2012	58.99
52000000	M&S Expense (O&M)	WA	5000002142	10/11/2012	27.30
52000000	M&S Expense (O&M)	WA	5000002142	10/11/2012	40.76
52000000	M&S Expense (O&M)	WA	5000002142	10/11/2012	5.84
52500000	Misc Expense (O&M)	KR	5000002127	10/11/2012	1,120.37
52500000	Misc Expense (O&M)	KR	5000002127	10/11/2012	83.48
52500000	Misc Expense (O&M)	KR	5000002128	10/11/2012	1,377.95
52500000	Misc Expense (O&M)	KR	5000002128	10/11/2012	3.18
52500000	Misc Expense (O&M)	RE	5000002136	10/11/2012	(1,569.63)
52500000	Misc Expense (O&M)	WE	5000002144	10/11/2012	671.62
52532000	Electricity	ZN	5000002143	10/11/2012	33.62
52532000	Electricity	ZN	5000002143	10/11/2012	21.68
52532000	Electricity	ZN	5000002143	10/11/2012	35.29
52532000	Electricity	ZN	5000002143	10/11/2012	69.28
52548000	Heating Oil/Gas	ZN	5000002143	10/11/2012	31.70
52554500	Lab Supplies	WE	5000002132	10/11/2012	69.68
52554500	Lab Supplies	WE	5000002133	10/11/2012	218.78
52554500	Lab Supplies	WE	5000002134	10/11/2012	31.43
52554500	Lab Supplies	WE	5000002135	10/11/2012	80.98
53150000	Contr Svc-Other	SN	100001430	10/11/2012	(350.06)
53150000	Contr Svc-Other	KR	5000002129	10/11/2012	153.70
53150000	Contr Svc-Other	KR	5000002129	10/11/2012	15.37
53150000	Contr Svc-Other	KR	5000002145	10/11/2012	5,351.08
55000000	Transportation (O&M)	RE	5000002147	10/11/2012	(10.20)
72802000	CIAC Rcpt Svcs Clrg	DR	4000002336	10/11/2012	(644.00)
72802000	CIAC Rcpt Svcs Clrg	DR	4000002467	10/11/2012	(3,268.00)
72802000	CIAC Rcpt Svcs Clrg	DR	4000002485	10/11/2012	(817.00)
72802000	CIAC Rcpt Svcs Clrg	DR	4000002492	10/11/2012	(817.00)
72802000	CIAC Rcpt Svcs Clrg	DR	4000002497	10/11/2012	(817.00)
72802000	CIAC Rcpt Svcs Clrg	DR	4000002500	10/11/2012	(817.00)
72802000	CIAC Rcpt Svcs Clrg	DR	4000002502	10/11/2012	(817.00)
72802000	CIAC Rcpt Svcs Clrg	DR	4000002506	10/11/2012	(817.00)
72802000	CIAC Rcpt Svcs Clrg	DR	4000002512	10/11/2012	(817.00)
72802000	CIAC Rcpt Svcs Clrg	DR	4000002512	10/11/2012	(817.00)
72803000	Salvg/Scrap Rcpt Clr	DR	4000002477	10/11/2012	(2,736.00)
40111000	Res Sales Billed	ZA	9400000928	10/12/2012	(11,507.73)
40111000	Res Sales Billed	ZA	9400000928	10/12/2012	(13,529.86)
40111000	Res Sales Billed	ZA	9400000928	10/12/2012	(27.36)
40111000	Res Sales Billed	ZA	9400000928	10/12/2012	(132,703.83)
40121000	Com Sales Billed	ZA	9400000928	10/12/2012	(39.22)
40121000	Com Sales Billed	ZA	9400000928	10/12/2012	(3,206.89)
40121000	Com Sales Billed	ZA	9400000928	10/12/2012	(66,360.50)
40145000	Priv Fire Billed	ZA	9400000928	10/12/2012	(8,351.47)
40151000	Publ Auth Billed	ZA	9400000928	10/12/2012	(21.64)
40151000	Publ Auth Billed	ZA	9400000928	10/12/2012	(115.13)
40151000	Publ Auth Billed	ZA	9400000928	10/12/2012	(3,586.07)
40161000	Sls/Rsle Billed	ZA	9400000928	10/12/2012	(184.85)
40211000	Dom WW Svc Billed	ZA	9400000928	10/12/2012	(73.20)
40211000	Dom WW Svc Billed	ZA	9400000928	10/12/2012	(35.97)
40310400	OthRev-NSF Ck Chrg	ZA	9400000928	10/12/2012	(60.00)
40310500	OthRev-Appl/InitFee	ZA	9400000928	10/12/2012	(78.00)
40310500	OthRev-Appl/InitFee	ZA	9400000928	10/12/2012	(130.00)
40310500	OthRev-Appl/InitFee	ZA	9400000928	10/12/2012	(1,508.00)
40310700	OthRev-Reconnct Fee	ZA	9400000928	10/12/2012	(234.00)
40310700	OthRev-Reconnct Fee	ZA	9400000928	10/12/2012	(130.00)
51010000	Purchased Water	KR	5000002157	10/12/2012	8,006.35
52000000	M&S Expense (O&M)	SA	100001361	10/12/2012	(4,226.25)
52000000	M&S Expense (O&M)	SA	100001362	10/12/2012	(210.00)
52000000	M&S Expense (O&M)	WA	5000002169	10/12/2012	38.52
52000000	M&S Expense (O&M)	WA	5000002169	10/12/2012	40.28
52000000	M&S Expense (O&M)	WA	5000002170	10/12/2012	1,172.06
52000000	M&S Expense (O&M)	WA	5000002170	10/12/2012	21.20
52000000	M&S Expense (O&M)	WA	5000002170	10/12/2012	133.56
52000000	M&S Expense (O&M)	WA	5000002170	10/12/2012	457.92
52000000	M&S Expense (O&M)	WA	5000002170	10/12/2012	854.36
52000000	M&S Expense (O&M)	WA	5000002170	10/12/2012	30,862.72
52000000	M&S Expense (O&M)	WA	5000002170	10/12/2012	1,562.48
52000000	M&S Expense (O&M)	WA	5000002170	10/12/2012	142.57
52000000	M&S Expense (O&M)	WA	5000002170	10/12/2012	316.47
52000000	M&S Expense (O&M)	WA	5000002170	10/12/2012	201.07
52000000	M&S Expense (O&M)	WA	5000002170	10/12/2012	234.87
52000000	M&S Expense (O&M)	WA	5000002170	10/12/2012	1,145.54
52000000	M&S Expense (O&M)	WA	5000002170	10/12/2012	57.73
52000000	M&S Expense (O&M)	WA	5000002170	10/12/2012	151.91
52000000	M&S Expense (O&M)	WA	5000002170	10/12/2012	457.67
52000000	M&S Expense (O&M)	WA	5000002171	10/12/2012	162.66

Kentucky American Water Company  
Case No. 2012-00520  
Response to PSC DR1, Item 31

Account	Description	Doc Type	Document Number	Posting Date	Amount
52000000	M&S Expense (O&M)	WA	5000002171	10/12/2012	89.26
52000000	M&S Expense (O&M)	WA	5000002171	10/12/2012	95.89
52000000	M&S Expense (O&M)	WA	5000002171	10/12/2012	201.22
52000000	M&S Expense (O&M)	WA	5000002171	10/12/2012	413.30
52510000	Bank Svc Charges	KR	5000002162	10/12/2012	8,319.92
52534000	Employee Expenses	KA	5000002150	10/12/2012	(190.00)
52574100	Cell Phone	ZC	9400000924	10/12/2012	214.21
52578000	Trash Removal	KR	5000002156	10/12/2012	1,553.46
52583000	Water & WW	KR	5000002158	10/12/2012	42.22
53150000	Contr Svc-Other	WE	5000002164	10/12/2012	6,000.00
57010000	Uncoll Accts Exp	ZA	9400000928	10/12/2012	(78.38)
68543000	Othr Taxes & Licenses	ZF	5000002155	10/12/2012	179.49
68543000	Othr Taxes & Licenses	ZF	5000002161	10/12/2012	2,560.69
71521000	M&J Expenses	DR	4000002445	10/12/2012	(550.00)
72802000	CIAC Rcpt Svcs Clrg	DR	4000002481	10/12/2012	(100.00)
72802000	CIAC Rcpt Svcs Clrg	DR	4000002489	10/12/2012	(1,882.00)
72802000	CIAC Rcpt Svcs Clrg	DR	4000002521	10/12/2012	(625.00)
72802000	CIAC Rcpt Svcs Clrg	DR	4000002524	10/12/2012	(550.00)
72802100	CIAC Rcpt Non-SrvClr	DR	4000002472	10/12/2012	(817.00)
40111000	Res Sales Billed	ZA	9400000990	10/15/2012	(217,557.21)
40111000	Res Sales Billed	ZA	9400000990	10/15/2012	(293.82)
40111000	Res Sales Billed	ZA	9400000990	10/15/2012	7.95
40121000	Com Sales Billed	ZA	9400000990	10/15/2012	(92,351.71)
40145000	Priv Fire Billed	ZA	9400000990	10/15/2012	(5,921.35)
40151000	Publ Auth Billed	ZA	9400000990	10/15/2012	(461.43)
40171000	Misc Sales Billed	DR	4000002539	10/15/2012	(3,000.00)
40171000	Misc Sales Billed	ZA	9400000990	10/15/2012	(83.49)
40211000	Dom WW Svc Billed	ZA	9400000990	10/15/2012	(5.18)
40310400	OthRev-NSF Ck Chrg	ZA	9400000990	10/15/2012	(108.00)
40310500	OthRev-Appl/InitFee	ZA	9400000990	10/15/2012	(26.00)
40310500	OthRev-Appl/InitFee	ZA	9400000990	10/15/2012	(2,288.00)
40310700	OthRev-Reconnct Fee	ZA	9400000990	10/15/2012	(286.00)
50450000	Other Welfare	SA	100001401	10/15/2012	1,050.00
51510000	Purchased Power	ZN	5000002178	10/15/2012	2,311.05
52000000	M&S Expense (O&M)	KR	5000002199	10/15/2012	39,472.00
52000000	M&S Expense (O&M)	KR	5000002199	10/15/2012	3,364.55
52000000	M&S Expense (O&M)	WA	5000002202	10/15/2012	38.18
52000000	M&S Expense (O&M)	WA	5000002203	10/15/2012	162.66
52000000	M&S Expense (O&M)	WA	5000002203	10/15/2012	44.63
52000000	M&S Expense (O&M)	WA	5000002203	10/15/2012	256.95
52000000	M&S Expense (O&M)	WA	5000002203	10/15/2012	97.79
52000000	M&S Expense (O&M)	WA	5000002203	10/15/2012	57.43
52500000	Misc Expense (O&M)	WE	5000002175	10/15/2012	2,433.76
52500000	Misc Expense (O&M)	WE	5000002176	10/15/2012	2,433.76
52532000	Electricity	ZN	5000002178	10/15/2012	20.08
52532000	Electricity	ZN	5000002178	10/15/2012	20.26
52532000	Electricity	ZN	5000002178	10/15/2012	150.04
52562000	Office Supplies	WE	5000002185	10/15/2012	19.59
52562000	Office Supplies	WE	5000002185	10/15/2012	17.59
52562000	Office Supplies	WE	5000002185	10/15/2012	250.84
52562000	Office Supplies	WE	5000002187	10/15/2012	24.65
52574000	Telephone	ZC	9400000926	10/15/2012	21.36
52574000	Telephone	ZC	9400000927	10/15/2012	4.25
52574000	Telephone	ZC	9400000927	10/15/2012	205.70
52574000	Telephone	ZC	9400000927	10/15/2012	176.05
52574000	Telephone	ZC	9400000927	10/15/2012	4.85
52574000	Telephone	ZC	9400000927	10/15/2012	98.00
52574100	Cell Phone	ZC	9400000926	10/15/2012	70.10
52574100	Cell Phone	ZC	9400000926	10/15/2012	122.06
52574100	Cell Phone	ZC	9400000926	10/15/2012	280.20
52574100	Cell Phone	ZC	9400000926	10/15/2012	14.95
52574100	Cell Phone	ZC	9400000926	10/15/2012	40.00
52574100	Cell Phone	ZC	9400000926	10/15/2012	74.00
52574100	Cell Phone	ZC	9400000926	10/15/2012	14.95
52574100	Cell Phone	ZC	9400000927	10/15/2012	1,034.32
52574100	Cell Phone	ZC	9400000927	10/15/2012	91.39
52574100	Cell Phone	ZC	9400000927	10/15/2012	67.93
52574100	Cell Phone	ZC	9400000927	10/15/2012	76.13
52574100	Cell Phone	ZC	9400000927	10/15/2012	76.78
52574100	Cell Phone	ZC	9400000927	10/15/2012	476.53
52574100	Cell Phone	ZC	9400000927	10/15/2012	278.85
52574100	Cell Phone	ZC	9400000927	10/15/2012	64.63
52574100	Cell Phone	ZC	9400000927	10/15/2012	172.61
52574100	Cell Phone	ZC	9400000927	10/15/2012	44.51
52574100	Cell Phone	ZC	9400000927	10/15/2012	475.23
52574100	Cell Phone	ZC	9400000927	10/15/2012	325.79
52574100	Cell Phone	ZC	9400000927	10/15/2012	2,081.25

Kentucky American Water Company  
Case No. 2012-00520  
Response to PSC DR1, Item 31

Account	Description	Doc Type	Document Number	Posting Date	Amount
52585000	Discounts Available	ZP	3000003634	10/15/2012	(0.56)
52585000	Discounts Available	ZP	3000003643	10/15/2012	(166.69)
52586000	PO Small Differences	RE	5000002173	10/15/2012	90.26
53150000	Contr Svc-Other	WE	5000002180	10/15/2012	536.32
53150000	Contr Svc-Other	WE	5000002181	10/15/2012	(536.32)
53150000	Contr Svc-Other	WE	5000002182	10/15/2012	536.32
53150000	Contr Svc-Other	KR	5000002193	10/15/2012	1,855.00
53150000	Contr Svc-Other	KR	5000002201	10/15/2012	83.45
53152000	Contr Svc-Lab Testng	KR	5000002192	10/15/2012	977.32
55010300	Trans Lease Maint	KR	5000002200	10/15/2012	572.40
55010300	Trans Lease Maint	KR	5000002200	10/15/2012	93.28
55010300	Trans Lease Maint	KR	5000002200	10/15/2012	93.28
57010000	Uncoll Accts Exp	ZA	9400000990	10/15/2012	(211.91)
62520700	Misc Main Pvg/Bckfill	WE	5000002183	10/15/2012	(3,495.00)
62520700	Misc Main Pvg/Bckfill	WE	5000002184	10/15/2012	3,500.00
69063000	Def FIT-RegAsst/Liab	SI	9600000062	10/15/2012	37,714.41
69063000	Def FIT-RegAsst/Liab	SI	9600000063	10/15/2012	(300.91)
69063000	Def FIT-RegAsst/Liab	SI	9600000064	10/15/2012	2,158.75
69063000	Def FIT-RegAsst/Liab	SI	9600000064	10/15/2012	(11,029.58)
69063000	Def FIT-RegAsst/Liab	SI	9600000065	10/15/2012	(365.33)
69063000	Def FIT-RegAsst/Liab	SI	9600000066	10/15/2012	(2,750.67)
69063000	Def FIT-RegAsst/Liab	SI	9600000067	10/15/2012	(1,698.65)
69073000	Def SIT-RegAsst/Liab	SI	9600000062	10/15/2012	6,878.01
69073000	Def SIT-RegAsst/Liab	SI	9600000063	10/15/2012	(54.92)
69073000	Def SIT-RegAsst/Liab	SI	9600000064	10/15/2012	137.75
69073000	Def SIT-RegAsst/Liab	SI	9600000064	10/15/2012	(704.00)
69073000	Def SIT-RegAsst/Liab	SI	9600000065	10/15/2012	(66.67)
69073000	Def SIT-RegAsst/Liab	SI	9600000066	10/15/2012	(501.66)
69073000	Def SIT-RegAsst/Liab	SI	9600000067	10/15/2012	(309.68)
69073000	Def SIT-RegAsst/Liab	SI	9600000068	10/15/2012	(2,199.61)
69073000	Def SIT-RegAsst/Liab	SI	9600000069	10/15/2012	(1,857.42)
69522000	ITC Restored-3%	SI	9600000065	10/15/2012	(637.67)
69523000	ITC Restored-4%	SI	9600000063	10/15/2012	(525.42)
69524000	ITC Restored-10%	SI	9600000066	10/15/2012	(5,903.33)
72802100	CIAC Rcpt Non-SrvClr	DR	4000002531	10/15/2012	(817.00)
72802100	CIAC Rcpt Non-SrvClr	DR	4000002535	10/15/2012	(817.00)
72802100	CIAC Rcpt Non-SrvClr	DR	4000002535	10/15/2012	(817.00)
72802100	CIAC Rcpt Non-SrvClr	DR	4000002537	10/15/2012	(817.00)
40111000	Res Sales Billed	ZA	9400000992	10/16/2012	(5.46)
40111000	Res Sales Billed	ZA	9400000992	10/16/2012	(243.99)
40111000	Res Sales Billed	ZA	9400000992	10/16/2012	(114,536.45)
40121000	Com Sales Billed	ZA	9400000992	10/16/2012	(58,210.66)
40131000	Ind Sales Billed	ZA	9400000992	10/16/2012	(5,673.14)
40145000	Priv Fire Billed	ZA	9400000992	10/16/2012	(4,542.86)
40151000	Publ Auth Billed	ZA	9400000992	10/16/2012	(8,971.99)
40171000	Misc Sales Billed	ZA	9400000992	10/16/2012	(1,183.15)
40310400	OthRev-NSF Ck Chrg	ZA	9400000992	10/16/2012	(48.00)
40310500	OthRev-Appl/InitFee	ZA	9400000992	10/16/2012	(26.00)
40310500	OthRev-Appl/InitFee	ZA	9400000992	10/16/2012	(26.00)
40310500	OthRev-Appl/InitFee	ZA	9400000992	10/16/2012	(2,080.00)
40310700	OthRev-Reconnct Fee	ZA	9400000992	10/16/2012	(26.00)
40310700	OthRev-Reconnct Fee	ZA	9400000992	10/16/2012	(234.00)
51010000	Purchased Water	KR	5000002225	10/16/2012	3,743.98
51510000	Purchased Power	ZF	5000002166	10/16/2012	6,380.62
51510000	Purchased Power	ZF	5000002166	10/16/2012	870.08
51510000	Purchased Power	ZF	5000002194	10/16/2012	3,190.31
51510000	Purchased Power	ZF	5000002194	10/16/2012	435.04
51510000	Purchased Power	ZN	5000002230	10/16/2012	40.48
51510000	Purchased Power	ZN	5000002230	10/16/2012	624.31
51510000	Purchased Power	ZN	5000002230	10/16/2012	44.81
51510000	Purchased Power	ZN	5000002230	10/16/2012	44.19
51510000	Purchased Power	ZN	5000002230	10/16/2012	1,842.16
51510000	Purchased Power	ZN	5000002230	10/16/2012	62.93
51510000	Purchased Power	ZN	5000002230	10/16/2012	42.35
51510000	Purchased Power	ZN	5000002230	10/16/2012	64,198.59
52000000	M&S Expense (O&M)	WA	5000002209	10/16/2012	47,822.87
52000000	M&S Expense (O&M)	KR	5000002216	10/16/2012	1,163.88
52000000	M&S Expense (O&M)	KR	5000002216	10/16/2012	1,163.88
52000000	M&S Expense (O&M)	KR	5000002216	10/16/2012	1,163.88
52000000	M&S Expense (O&M)	KR	5000002216	10/16/2012	1,163.88
52000000	M&S Expense (O&M)	KR	5000002216	10/16/2012	1,163.88
52000000	M&S Expense (O&M)	KR	5000002216	10/16/2012	1,163.88
52000000	M&S Expense (O&M)	KR	5000002227	10/16/2012	784.25
52000000	M&S Expense (O&M)	KR	5000002227	10/16/2012	11.13
52500000	Misc Expense (O&M)	WE	5000002206	10/16/2012	763.20
52500000	Misc Expense (O&M)	WE	5000002207	10/16/2012	763.91
52500000	Misc Expense (O&M)	WE	5000002223	10/16/2012	2,196.32
52500000	Misc Expense (O&M)	WE	5000002223	10/16/2012	2,196.32

Kentucky American Water Company  
Case No. 2012-00520  
Response to PSC DR1, Item 31

Account	Description	Doc Type	Document Number	Posting Date	Amount
52532000	Electricity	ZN	5000002230	10/16/2012	116.32
52532000	Electricity	ZN	5000002230	10/16/2012	50.39
52532000	Electricity	ZN	5000002230	10/16/2012	50.07
52532000	Electricity	ZN	5000002230	10/16/2012	28.17
52532000	Electricity	ZN	5000002230	10/16/2012	20.42
52532000	Electricity	ZN	5000002230	10/16/2012	20.26
52532000	Electricity	ZN	5000002230	10/16/2012	49.02
52532000	Electricity	ZN	5000002230	10/16/2012	19.51
52532000	Electricity	ZN	5000002230	10/16/2012	31.91
52548000	Heating Oil/Gas	ZN	5000002230	10/16/2012	9.22
52549000	Injuries and Damages	ZF	5000002210	10/16/2012	249.52
52554500	Lab Supplies	KR	5000002229	10/16/2012	135.68
52562000	Office Supplies	RE	5000002205	10/16/2012	(0.01)
52562500	Overnight Shippng	KR	5000002208	10/16/2012	7.51
52574000	Telephone	ZC	9400000991	10/16/2012	331.55
52574000	Telephone	ZC	9400000991	10/16/2012	61.78
52574000	Telephone	ZC	9400000991	10/16/2012	119.87
52574000	Telephone	ZC	9400000991	10/16/2012	46.68
52574000	Telephone	ZC	9400000991	10/16/2012	20.25
52574000	Telephone	ZC	9400000991	10/16/2012	1,117.70
52574000	Telephone	ZC	9400000991	10/16/2012	2,046.65
52574000	Telephone	ZC	9400000991	10/16/2012	151.24
52574000	Telephone	ZC	9400000991	10/16/2012	797.55
52574000	Telephone	ZC	9400000991	10/16/2012	77.48
52574000	Telephone	ZC	9400000991	10/16/2012	53.40
52574100	Cell Phone	ZC	9400000991	10/16/2012	92.10
53150000	Contr Svc-Other	KR	5000002211	10/16/2012	1,448.17
53150000	Contr Svc-Other	KR	5000002211	10/16/2012	1,009.33
53150000	Contr Svc-Other	KR	5000002211	10/16/2012	789.91
53150000	Contr Svc-Other	KR	5000002211	10/16/2012	380.33
53150000	Contr Svc-Other	KR	5000002211	10/16/2012	336.44
53150000	Contr Svc-Other	KR	5000002211	10/16/2012	277.93
53150000	Contr Svc-Other	KR	5000002211	10/16/2012	146.28
53150000	Contr Svc-Other	KR	5000002211	10/16/2012	117.02
53150000	Contr Svc-Other	KR	5000002212	10/16/2012	4,420.52
53150000	Contr Svc-Other	KR	5000002212	10/16/2012	870.37
53150000	Contr Svc-Other	KR	5000002212	10/16/2012	339.20
53150000	Contr Svc-Other	KR	5000002213	10/16/2012	6,684.78
53150000	Contr Svc-Other	KR	5000002213	10/16/2012	1,485.38
53150000	Contr Svc-Other	KR	5000002213	10/16/2012	1,477.43
53150000	Contr Svc-Other	KR	5000002213	10/16/2012	1,016.96
53150000	Contr Svc-Other	KR	5000002213	10/16/2012	190.80
53150000	Contr Svc-Other	KR	5000002213	10/16/2012	63.60
53150000	Contr Svc-Other	WE	5000002222	10/16/2012	21,332.00
53150000	Contr Svc-Other	KR	5000002226	10/16/2012	1,203.98
57010000	Uncoll Accts Exp	ZA	9400000992	10/16/2012	(213.65)
62520700	Misc Main Pvg/Bckfil	KR	5000002228	10/16/2012	13,501.22
68520100	Tax Discounts	ZF	5000002166	10/16/2012	(1,500.00)
68520100	Tax Discounts	ZF	5000002166	10/16/2012	(0.04)
72802100	CIAC Rcpt Non-SrvClr	DR	4000002594	10/16/2012	(3,268.00)
40111000	Res Sales Billed	ZA	9400000993	10/17/2012	(73.87)
40111000	Res Sales Billed	ZA	9400000993	10/17/2012	(336.57)
40111000	Res Sales Billed	ZA	9400000993	10/17/2012	(130,259.61)
40121000	Com Sales Billed	ZA	9400000993	10/17/2012	(59,049.90)
40131000	Ind Sales Billed	ZA	9400000993	10/17/2012	(7,655.85)
40145000	Priv Fire Billed	ZA	9400000993	10/17/2012	(4,771.20)
40151000	Publ Auth Billed	ZA	9400000993	10/17/2012	(8,277.73)
40211000	Dom WW Svc Billed	ZA	9400000993	10/17/2012	(7.48)
40310400	OthRev-NSF Ck Chrg	ZA	9400000993	10/17/2012	(84.00)
40310500	OthRev-Appl/InitFee	ZA	9400000993	10/17/2012	(26.00)
40310500	OthRev-Appl/InitFee	ZA	9400000993	10/17/2012	(2,886.00)
40310700	OthRev-Reconnct Fee	ZA	9400000993	10/17/2012	(546.00)
50109900	Labor Cap Credits	UZ	2000000265	10/17/2012	(601.68)
50109900	Labor Cap Credits	UZ	2000000266	10/17/2012	(2,481.48)
50109900	Labor Cap Credits	UZ	2000000265	10/17/2012	2,892.16
50109900	Labor Cap Credits	UZ	2000000266	10/17/2012	(1,944.00)
50109900	Labor Cap Credits	UZ	2000000266	10/17/2012	(1,788.48)
50109900	Labor Cap Credits	UZ	2000000266	10/17/2012	(4,739.10)
50109900	Labor Cap Credits	UZ	2000000266	10/17/2012	582.24
50109900	Labor Cap Credits	UZ	2000000265	10/17/2012	1,564.65
50109900	Labor Cap Credits	UZ	2000000266	10/17/2012	538.56
50109900	Labor Cap Credits	UZ	2000000266	10/17/2012	416.74
50109900	Labor Cap Credits	UZ	2000000266	10/17/2012	538.56
50109900	Labor Cap Credits	UZ	2000000266	10/17/2012	(311.89)
50109900	Labor Cap Credits	UZ	2000000265	10/17/2012	97.04
50109900	Labor Cap Credits	UZ	2000000266	10/17/2012	(172.24)
50109900	Labor Cap Credits	UZ	2000000265	10/17/2012	481.74

Kentucky American Water Company  
Case No. 2012-00520  
Response to PSC DR1, Item 31

Account	Description	Doc Type	Document Number	Posting Date	Amount
50109900	Labor Cap Credits	UZ	2000000266	10/17/2012	184.56
50109900	Labor Cap Credits	UZ	2000000266	10/17/2012	(526.47)
50109900	Labor Cap Credits	UZ	2000000265	10/17/2012	656.25
50109900	Labor Cap Credits	UZ	2000000265	10/17/2012	(375.00)
50109900	Labor Cap Credits	UZ	2000000265	10/17/2012	(896.73)
50109900	Labor Cap Credits	UZ	2000000265	10/17/2012	(91.68)
50109900	Labor Cap Credits	UZ	2000000266	10/17/2012	641.76
50109900	Labor Cap Credits	UZ	2000000265	10/17/2012	(1,909.23)
50109900	Labor Cap Credits	UZ	2000000266	10/17/2012	481.32
50109900	Labor Cap Credits	UZ	2000000265	10/17/2012	(3,754.28)
50109900	Labor Cap Credits	UZ	2000000266	10/17/2012	320.88
50109900	Labor Cap Credits	UZ	2000000265	10/17/2012	125.81
50109900	Labor Cap Credits	UZ	2000000266	10/17/2012	(169.38)
50109900	Labor Cap Credits	UZ	2000000265	10/17/2012	2,130.48
50109900	Labor Cap Credits	UZ	2000000266	10/17/2012	(1,539.30)
50109900	Labor Cap Credits	UZ	2000000266	10/17/2012	(2,472.59)
50109900	Labor Cap Credits	UZ	2000000266	10/17/2012	1,658.07
50109900	Labor Cap Credits	UZ	2000000266	10/17/2012	(1,296.25)
50109900	Labor Cap Credits	UZ	2000000265	10/17/2012	(3,657.95)
50109900	Labor Cap Credits	UZ	2000000266	10/17/2012	2,522.61
50109900	Labor Cap Credits	UZ	2000000265	10/17/2012	469.07
50109900	Labor Cap Credits	UZ	2000000265	10/17/2012	(367.49)
50109900	Labor Cap Credits	UZ	2000000265	10/17/2012	(284.54)
50109900	Labor Cap Credits	UZ	2000000266	10/17/2012	382.41
50109900	Labor Cap Credits	UZ	2000000266	10/17/2012	(3,726.78)
50109900	Labor Cap Credits	UZ	2000000266	10/17/2012	1,229.40
50109900	Labor Cap Credits	UZ	2000000265	10/17/2012	(111.18)
50109900	Labor Cap Credits	UZ	2000000265	10/17/2012	1,900.77
50109900	Labor Cap Credits	UZ	2000000266	10/17/2012	(11,530.19)
50109900	Labor Cap Credits	UZ	2000000266	10/17/2012	545.40
50109900	Labor Cap Credits	UZ	2000000266	10/17/2012	(3,187.88)
50109900	Labor Cap Credits	UZ	2000000266	10/17/2012	(35.43)
50109900	Labor Cap Credits	UZ	2000000265	10/17/2012	1,569.63
50109900	Labor Cap Credits	UZ	2000000266	10/17/2012	(7,654.02)
50109900	Labor Cap Credits	UZ	2000000265	10/17/2012	(166.77)
50109900	Labor Cap Credits	UZ	2000000266	10/17/2012	(47.24)
50109900	Labor Cap Credits	UZ	2000000265	10/17/2012	1,485.40
50109900	Labor Cap Credits	UZ	2000000266	10/17/2012	(16,076.94)
50109900	Labor Cap Credits	UZ	2000000265	10/17/2012	(2,959.04)
50109900	Labor Cap Credits	UZ	2000000266	10/17/2012	3,529.05
50109900	Labor Cap Credits	UZ	2000000266	10/17/2012	(632.44)
50109900	Labor Cap Credits	UZ	2000000265	10/17/2012	(2,359.96)
50109900	Labor Cap Credits	UZ	2000000266	10/17/2012	773.76
50109900	Labor Cap Credits	UZ	2000000266	10/17/2012	(132.96)
50109900	Labor Cap Credits	UZ	2000000265	10/17/2012	(6,909.26)
50109900	Labor Cap Credits	UZ	2000000266	10/17/2012	3,581.64
50109900	Labor Cap Credits	UZ	2000000266	10/17/2012	(442.23)
50109900	Labor Cap Credits	UZ	2000000266	10/17/2012	88.72
50109900	Labor Cap Credits	UZ	2000000265	10/17/2012	(381.25)
50109900	Labor Cap Credits	UZ	2000000265	10/17/2012	(683.43)
50109900	Labor Cap Credits	UZ	2000000265	10/17/2012	(3,337.14)
50109900	Labor Cap Credits	UZ	2000000265	10/17/2012	1,326.71
50109900	Labor Cap Credits	UZ	2000000266	10/17/2012	(616.63)
50109900	Labor Cap Credits	UZ	2000000266	10/17/2012	124.86
50109900	Labor Cap Credits	UZ	2000000265	10/17/2012	(95.73)
50109900	Labor Cap Credits	UZ	2000000265	10/17/2012	41.62
50109900	Labor Cap Credits	UZ	2000000265	10/17/2012	(166.48)
50109900	Labor Cap Credits	UZ	2000000265	10/17/2012	967.20
50109900	Labor Cap Credits	UZ	2000000266	10/17/2012	(3,027.33)
50109900	Labor Cap Credits	UZ	2000000266	10/17/2012	(382.90)
50119900	LaborNSOT CapCredits	UZ	2000000265	10/17/2012	(529.59)
50119900	LaborNSOT CapCredits	UZ	2000000265	10/17/2012	(204.75)
50119900	LaborNSOT CapCredits	UZ	2000000266	10/17/2012	(1,435.52)
50119900	LaborNSOT CapCredits	UZ	2000000265	10/17/2012	(413.69)
50119900	LaborNSOT CapCredits	UZ	2000000266	10/17/2012	(229.74)
50119900	LaborNSOT CapCredits	UZ	2000000265	10/17/2012	(40.91)
50119900	LaborNSOT CapCredits	UZ	2000000265	10/17/2012	(529.88)
50119900	LaborNSOT CapCredits	UZ	2000000265	10/17/2012	(797.72)
50119900	LaborNSOT CapCredits	UZ	2000000265	10/17/2012	(435.12)
50119900	LaborNSOT CapCredits	UZ	2000000266	10/17/2012	(330.89)
50119900	LaborNSOT CapCredits	UZ	2000000265	10/17/2012	(102.28)
50119900	LaborNSOT CapCredits	UZ	2000000266	10/17/2012	(1,757.36)
50421100	401k Exp Cap Credits	UZ	2000000265	10/17/2012	(24.06)
50421100	401k Exp Cap Credits	UZ	2000000266	10/17/2012	(62.04)
50421100	401k Exp Cap Credits	UZ	2000000265	10/17/2012	(48.61)
50421100	401k Exp Cap Credits	UZ	2000000266	10/17/2012	58.52
50421100	401k Exp Cap Credits	UZ	2000000266	10/17/2012	(44.70)

Kentucky American Water Company  
Case No. 2012-00520  
Response to PSC DR1, Item 31

Account	Description	Doc Type	Document Number	Posting Date	Amount
50421100	401k Exp Cap Credits	UZ	2000000266	10/17/2012	(113.78)
50421100	401k Exp Cap Credits	UZ	2000000265	10/17/2012	39.12
50421100	401k Exp Cap Credits	UZ	2000000266	10/17/2012	1.73
50421100	401k Exp Cap Credits	UZ	2000000266	10/17/2012	6.07
50421100	401k Exp Cap Credits	UZ	2000000265	10/17/2012	(8.34)
50421100	401k Exp Cap Credits	UZ	2000000265	10/17/2012	1.72
50421100	401k Exp Cap Credits	UZ	2000000266	10/17/2012	(0.86)
50421100	401k Exp Cap Credits	UZ	2000000265	10/17/2012	12.21
50421100	401k Exp Cap Credits	UZ	2000000266	10/17/2012	7.38
50421100	401k Exp Cap Credits	UZ	2000000265	10/17/2012	(21.07)
50421100	401k Exp Cap Credits	UZ	2000000265	10/17/2012	(15.00)
50421100	401k Exp Cap Credits	UZ	2000000265	10/17/2012	26.25
50421100	401k Exp Cap Credits	UZ	2000000266	10/17/2012	(35.88)
50421100	401k Exp Cap Credits	UZ	2000000266	10/17/2012	(2.30)
50421100	401k Exp Cap Credits	UZ	2000000265	10/17/2012	25.68
50421100	401k Exp Cap Credits	UZ	2000000266	10/17/2012	19.26
50421100	401k Exp Cap Credits	UZ	2000000266	10/17/2012	(65.26)
50421100	401k Exp Cap Credits	UZ	2000000266	10/17/2012	12.84
50421100	401k Exp Cap Credits	UZ	2000000266	10/17/2012	(120.63)
50421100	401k Exp Cap Credits	UZ	2000000266	10/17/2012	(6.76)
50421100	401k Exp Cap Credits	UZ	2000000265	10/17/2012	65.46
50421100	401k Exp Cap Credits	UZ	2000000266	10/17/2012	(66.94)
50421100	401k Exp Cap Credits	UZ	2000000265	10/17/2012	(96.82)
50421100	401k Exp Cap Credits	UZ	2000000265	10/17/2012	(32.90)
50421100	401k Exp Cap Credits	UZ	2000000265	10/17/2012	(131.26)
50421100	401k Exp Cap Credits	UZ	2000000265	10/17/2012	69.54
50421100	401k Exp Cap Credits	UZ	2000000265	10/17/2012	16.51
50421100	401k Exp Cap Credits	UZ	2000000265	10/17/2012	(7.22)
50421100	401k Exp Cap Credits	UZ	2000000265	10/17/2012	(4.71)
50421100	401k Exp Cap Credits	UZ	2000000266	10/17/2012	13.41
50421100	401k Exp Cap Credits	UZ	2000000265	10/17/2012	20.52
50421100	401k Exp Cap Credits	UZ	2000000266	10/17/2012	(0.53)
50421100	401k Exp Cap Credits	UZ	2000000265	10/17/2012	(3.34)
50421100	401k Exp Cap Credits	UZ	2000000265	10/17/2012	(286.89)
50421100	401k Exp Cap Credits	UZ	2000000266	10/17/2012	54.93
50421100	401k Exp Cap Credits	UZ	2000000266	10/17/2012	(1.06)
50421100	401k Exp Cap Credits	UZ	2000000266	10/17/2012	40.18
50421100	401k Exp Cap Credits	UZ	2000000266	10/17/2012	(199.44)
50421100	401k Exp Cap Credits	UZ	2000000266	10/17/2012	(1.42)
50421100	401k Exp Cap Credits	UZ	2000000266	10/17/2012	34.29
50421100	401k Exp Cap Credits	UZ	2000000266	10/17/2012	(193.75)
50421100	401k Exp Cap Credits	UZ	2000000265	10/17/2012	7.25
50421100	401k Exp Cap Credits	UZ	2000000265	10/17/2012	(4.47)
50421100	401k Exp Cap Credits	UZ	2000000265	10/17/2012	(58.95)
50421100	401k Exp Cap Credits	UZ	2000000266	10/17/2012	19.32
50421100	401k Exp Cap Credits	UZ	2000000266	10/17/2012	141.93
50421100	401k Exp Cap Credits	UZ	2000000266	10/17/2012	(342.29)
50421100	401k Exp Cap Credits	UZ	2000000265	10/17/2012	(13.31)
50421100	401k Exp Cap Credits	UZ	2000000266	10/17/2012	2.22
50421100	401k Exp Cap Credits	UZ	2000000266	10/17/2012	(15.25)
50421100	401k Exp Cap Credits	UZ	2000000265	10/17/2012	(45.65)
50421100	401k Exp Cap Credits	UZ	2000000265	10/17/2012	(111.39)
50421100	401k Exp Cap Credits	UZ	2000000266	10/17/2012	10.81
50421100	401k Exp Cap Credits	UZ	2000000266	10/17/2012	1.62
50421100	401k Exp Cap Credits	UZ	2000000266	10/17/2012	(6.21)
50421100	401k Exp Cap Credits	UZ	2000000266	10/17/2012	(1.24)
50421100	401k Exp Cap Credits	UZ	2000000266	10/17/2012	0.54
50421100	401k Exp Cap Credits	UZ	2000000265	10/17/2012	(2.16)
50421100	401k Exp Cap Credits	UZ	2000000266	10/17/2012	24.20
50421100	401k Exp Cap Credits	UZ	2000000266	10/17/2012	(75.70)
50421100	401k Exp Cap Credits	UZ	2000000265	10/17/2012	(4.97)
50422100	DCP Exp Cap Credits	UZ	2000000266	10/17/2012	(31.58)
50422100	DCP Exp Cap Credits	UZ	2000000265	10/17/2012	(29.64)
50422100	DCP Exp Cap Credits	UZ	2000000265	10/17/2012	9.20
50422100	DCP Exp Cap Credits	UZ	2000000265	10/17/2012	(11.85)
50422100	DCP Exp Cap Credits	UZ	2000000266	10/17/2012	9.36
50422100	DCP Exp Cap Credits	UZ	2000000266	10/17/2012	9.69
50422100	DCP Exp Cap Credits	UZ	2000000265	10/17/2012	(27.62)
50422100	DCP Exp Cap Credits	UZ	2000000265	10/17/2012	(47.09)
50422100	DCP Exp Cap Credits	UZ	2000000266	10/17/2012	34.45
50422100	DCP Exp Cap Credits	UZ	2000000266	10/17/2012	(19.69)
50422100	DCP Exp Cap Credits	UZ	2000000266	10/17/2012	33.70
50422100	DCP Exp Cap Credits	UZ	2000000266	10/17/2012	(100.23)
50422100	DCP Exp Cap Credits	UZ	2000000266	10/17/2012	25.27
50422100	DCP Exp Cap Credits	UZ	2000000265	10/17/2012	16.85
50422100	DCP Exp Cap Credits	UZ	2000000266	10/17/2012	(197.09)
50422100	DCP Exp Cap Credits	UZ	2000000265	10/17/2012	6.60



Kentucky American Water Company  
Case No. 2012-00520  
Response to PSC DR1, Item 31

Account	Description	Doc Type	Document Number	Posting Date	Amount
50422100	DCP Exp Cap Credits	UZ	2000000265	10/17/2012	(20.90)
50422100	DCP Exp Cap Credits	UZ	2000000265	10/17/2012	89.64
50422100	DCP Exp Cap Credits	UZ	2000000265	10/17/2012	(91.57)
50422100	DCP Exp Cap Credits	UZ	2000000265	10/17/2012	(115.77)
50422100	DCP Exp Cap Credits	UZ	2000000265	10/17/2012	86.57
50422100	DCP Exp Cap Credits	UZ	2000000265	10/17/2012	(5.08)
50422100	DCP Exp Cap Credits	UZ	2000000265	10/17/2012	(116.93)
50422100	DCP Exp Cap Credits	UZ	2000000265	10/17/2012	105.87
50422100	DCP Exp Cap Credits	UZ	2000000266	10/17/2012	24.26
50422100	DCP Exp Cap Credits	UZ	2000000266	10/17/2012	(12.63)
50422100	DCP Exp Cap Credits	UZ	2000000265	10/17/2012	(8.05)
50422100	DCP Exp Cap Credits	UZ	2000000265	10/17/2012	19.77
50422100	DCP Exp Cap Credits	UZ	2000000266	10/17/2012	35.90
50422100	DCP Exp Cap Credits	UZ	2000000266	10/17/2012	(6.70)
50422100	DCP Exp Cap Credits	UZ	2000000266	10/17/2012	(5.84)
50422100	DCP Exp Cap Credits	UZ	2000000265	10/17/2012	26.06
50422100	DCP Exp Cap Credits	UZ	2000000266	10/17/2012	(308.77)
50422100	DCP Exp Cap Credits	UZ	2000000266	10/17/2012	(1.86)
50422100	DCP Exp Cap Credits	UZ	2000000265	10/17/2012	17.25
50422100	DCP Exp Cap Credits	UZ	2000000266	10/17/2012	(200.82)
50422100	DCP Exp Cap Credits	UZ	2000000265	10/17/2012	(8.60)
50422100	DCP Exp Cap Credits	UZ	2000000265	10/17/2012	(2.48)
50422100	DCP Exp Cap Credits	UZ	2000000265	10/17/2012	(184.66)
50422100	DCP Exp Cap Credits	UZ	2000000266	10/17/2012	36.32
50422100	DCP Exp Cap Credits	UZ	2000000266	10/17/2012	(15.23)
50422100	DCP Exp Cap Credits	UZ	2000000266	10/17/2012	48.24
50422100	DCP Exp Cap Credits	UZ	2000000266	10/17/2012	(50.57)
50422100	DCP Exp Cap Credits	UZ	2000000266	10/17/2012	183.38
50422100	DCP Exp Cap Credits	UZ	2000000266	10/17/2012	(439.64)
50422100	DCP Exp Cap Credits	UZ	2000000266	10/17/2012	(7.84)
50422100	DCP Exp Cap Credits	UZ	2000000266	10/17/2012	(20.01)
50422100	DCP Exp Cap Credits	UZ	2000000266	10/17/2012	(35.93)
50422100	DCP Exp Cap Credits	UZ	2000000266	10/17/2012	(175.25)
50422100	DCP Exp Cap Credits	UZ	2000000266	10/17/2012	32.03
50422100	DCP Exp Cap Credits	UZ	2000000266	10/17/2012	(19.33)
50422100	DCP Exp Cap Credits	UZ	2000000266	10/17/2012	3.15
50422100	DCP Exp Cap Credits	UZ	2000000266	10/17/2012	(2.42)
50422100	DCP Exp Cap Credits	UZ	2000000266	10/17/2012	1.05
50422100	DCP Exp Cap Credits	UZ	2000000265	10/17/2012	(4.20)
50422100	DCP Exp Cap Credits	UZ	2000000265	10/17/2012	(9.66)
50451000	Employee Awards	KR	5000002241	10/17/2012	611.91
50510100	PBOP Cap Credits	UZ	2000000265	10/17/2012	(268.99)
50510100	PBOP Cap Credits	UZ	2000000265	10/17/2012	129.04
50510100	PBOP Cap Credits	UZ	2000000265	10/17/2012	(52.82)
50510100	PBOP Cap Credits	UZ	2000000266	10/17/2012	212.95
50510100	PBOP Cap Credits	UZ	2000000265	10/17/2012	73.30
50510100	PBOP Cap Credits	UZ	2000000266	10/17/2012	56.72
50510100	PBOP Cap Credits	UZ	2000000265	10/17/2012	61.58
50510100	PBOP Cap Credits	UZ	2000000266	10/17/2012	(10.23)
50510100	PBOP Cap Credits	UZ	2000000265	10/17/2012	65.56
50510100	PBOP Cap Credits	UZ	2000000265	10/17/2012	25.12
50510100	PBOP Cap Credits	UZ	2000000266	10/17/2012	38.28
50510100	PBOP Cap Credits	UZ	2000000266	10/17/2012	87.34
50510100	PBOP Cap Credits	UZ	2000000265	10/17/2012	(43.67)
50510100	PBOP Cap Credits	UZ	2000000265	10/17/2012	(65.51)
50510100	PBOP Cap Credits	UZ	2000000265	10/17/2012	257.39
50510100	PBOP Cap Credits	UZ	2000000265	10/17/2012	(255.36)
50510100	PBOP Cap Credits	UZ	2000000266	10/17/2012	225.66
50510100	PBOP Cap Credits	UZ	2000000266	10/17/2012	(13.16)
50510100	PBOP Cap Credits	UZ	2000000266	10/17/2012	135.76
50510100	PBOP Cap Credits	UZ	2000000265	10/17/2012	63.84
50510100	PBOP Cap Credits	UZ	2000000265	10/17/2012	(50.02)
50510100	PBOP Cap Credits	UZ	2000000266	10/17/2012	13.32
50510100	PBOP Cap Credits	UZ	2000000266	10/17/2012	18.86
50510100	PBOP Cap Credits	UZ	2000000265	10/17/2012	(134.42)
50510100	PBOP Cap Credits	UZ	2000000266	10/17/2012	(40.83)
50510100	PBOP Cap Credits	UZ	2000000265	10/17/2012	(4.82)
50510100	PBOP Cap Credits	UZ	2000000265	10/17/2012	(85.13)
50510100	PBOP Cap Credits	UZ	2000000265	10/17/2012	(6.43)
50510100	PBOP Cap Credits	UZ	2000000265	10/17/2012	(286.64)
50510100	PBOP Cap Credits	UZ	2000000265	10/17/2012	389.84
50510100	PBOP Cap Credits	UZ	2000000266	10/17/2012	(27.53)
50510100	PBOP Cap Credits	UZ	2000000266	10/17/2012	26.33
50510100	PBOP Cap Credits	UZ	2000000265	10/17/2012	266.98
50510100	PBOP Cap Credits	UZ	2000000265	10/17/2012	(12.76)
50510100	PBOP Cap Credits	UZ	2000000266	10/17/2012	(62.31)
50510100	PBOP Cap Credits	UZ	2000000265	10/17/2012	(152.85)

Kentucky American Water Company  
Case No. 2012-00520  
Response to PSC DR1, Item 31

Account	Description	Doc Type	Document Number	Posting Date	Amount
50510100	PBOP Cap Credits	UZ	2000000266	10/17/2012	180.57
50510100	PBOP Cap Credits	UZ	2000000265	10/17/2012	16.99
50510100	PBOP Cap Credits	UZ	2000000266	10/17/2012	5.66
50510100	PBOP Cap Credits	UZ	2000000266	10/17/2012	(22.66)
50510100	PBOP Cap Credits	UZ	2000000266	10/17/2012	52.65
50550100	Group Ins Cap Credits	UZ	2000000266	10/17/2012	(50.77)
50550100	Group Ins Cap Credits	UZ	2000000266	10/17/2012	(494.90)
50550100	Group Ins Cap Credits	UZ	2000000265	10/17/2012	(353.88)
50550100	Group Ins Cap Credits	UZ	2000000266	10/17/2012	741.78
50550100	Group Ins Cap Credits	UZ	2000000265	10/17/2012	(410.52)
50550100	Group Ins Cap Credits	UZ	2000000265	10/17/2012	(1,156.47)
50550100	Group Ins Cap Credits	UZ	2000000265	10/17/2012	65.14
50550100	Group Ins Cap Credits	UZ	2000000266	10/17/2012	270.21
50550100	Group Ins Cap Credits	UZ	2000000265	10/17/2012	139.80
50550100	Group Ins Cap Credits	UZ	2000000265	10/17/2012	104.28
50550100	Group Ins Cap Credits	UZ	2000000265	10/17/2012	(93.97)
50550100	Group Ins Cap Credits	UZ	2000000266	10/17/2012	139.80
50550100	Group Ins Cap Credits	UZ	2000000265	10/17/2012	(59.13)
50550100	Group Ins Cap Credits	UZ	2000000266	10/17/2012	10.88
50550100	Group Ins Cap Credits	UZ	2000000265	10/17/2012	107.38
50550100	Group Ins Cap Credits	UZ	2000000265	10/17/2012	21.16
50550100	Group Ins Cap Credits	UZ	2000000265	10/17/2012	(44.41)
50550100	Group Ins Cap Credits	UZ	2000000265	10/17/2012	(72.33)
50550100	Group Ins Cap Credits	UZ	2000000265	10/17/2012	(76.11)
50550100	Group Ins Cap Credits	UZ	2000000265	10/17/2012	109.00
50550100	Group Ins Cap Credits	UZ	2000000266	10/17/2012	(17.18)
50550100	Group Ins Cap Credits	UZ	2000000265	10/17/2012	44.74
50550100	Group Ins Cap Credits	UZ	2000000265	10/17/2012	(133.32)
50550100	Group Ins Cap Credits	UZ	2000000266	10/17/2012	33.56
50550100	Group Ins Cap Credits	UZ	2000000265	10/17/2012	(261.93)
50550100	Group Ins Cap Credits	UZ	2000000266	10/17/2012	22.37
50550100	Group Ins Cap Credits	UZ	2000000265	10/17/2012	31.09
50550100	Group Ins Cap Credits	UZ	2000000266	10/17/2012	(144.92)
50550100	Group Ins Cap Credits	UZ	2000000265	10/17/2012	444.27
50550100	Group Ins Cap Credits	UZ	2000000266	10/17/2012	(449.18)
50550100	Group Ins Cap Credits	UZ	2000000266	10/17/2012	(524.11)
50550100	Group Ins Cap Credits	UZ	2000000265	10/17/2012	399.55
50550100	Group Ins Cap Credits	UZ	2000000265	10/17/2012	(250.35)
50550100	Group Ins Cap Credits	UZ	2000000265	10/17/2012	(867.75)
50550100	Group Ins Cap Credits	UZ	2000000265	10/17/2012	546.13
50550100	Group Ins Cap Credits	UZ	2000000265	10/17/2012	73.83
50550100	Group Ins Cap Credits	UZ	2000000265	10/17/2012	(20.62)
50550100	Group Ins Cap Credits	UZ	2000000265	10/17/2012	58.60
50550100	Group Ins Cap Credits	UZ	2000000266	10/17/2012	(14.69)
50550100	Group Ins Cap Credits	UZ	2000000265	10/17/2012	348.94
50550100	Group Ins Cap Credits	UZ	2000000266	10/17/2012	(371.40)
50550100	Group Ins Cap Credits	UZ	2000000266	10/17/2012	(11.75)
50550100	Group Ins Cap Credits	UZ	2000000265	10/17/2012	(2,000.11)
50550100	Group Ins Cap Credits	UZ	2000000266	10/17/2012	266.27
50550100	Group Ins Cap Credits	UZ	2000000265	10/17/2012	54.60
50550100	Group Ins Cap Credits	UZ	2000000266	10/17/2012	(308.92)
50550100	Group Ins Cap Credits	UZ	2000000265	10/17/2012	(3.03)
50550100	Group Ins Cap Credits	UZ	2000000265	10/17/2012	258.23
50550100	Group Ins Cap Credits	UZ	2000000266	10/17/2012	(1,508.30)
50550100	Group Ins Cap Credits	UZ	2000000265	10/17/2012	(49.47)
50550100	Group Ins Cap Credits	UZ	2000000265	10/17/2012	(4.05)
50550100	Group Ins Cap Credits	UZ	2000000265	10/17/2012	(3,403.17)
50550100	Group Ins Cap Credits	UZ	2000000265	10/17/2012	273.42
50550100	Group Ins Cap Credits	UZ	2000000265	10/17/2012	707.50
50550100	Group Ins Cap Credits	UZ	2000000266	10/17/2012	(877.15)
50550100	Group Ins Cap Credits	UZ	2000000266	10/17/2012	(208.82)
50550100	Group Ins Cap Credits	UZ	2000000265	10/17/2012	236.62
50550100	Group Ins Cap Credits	UZ	2000000266	10/17/2012	(721.91)
50550100	Group Ins Cap Credits	UZ	2000000266	10/17/2012	(22.10)
50550100	Group Ins Cap Credits	UZ	2000000266	10/17/2012	(1,534.40)
50550100	Group Ins Cap Credits	UZ	2000000266	10/17/2012	515.98
50550100	Group Ins Cap Credits	UZ	2000000265	10/17/2012	(78.16)
50550100	Group Ins Cap Credits	UZ	2000000266	10/17/2012	20.26
50550100	Group Ins Cap Credits	UZ	2000000266	10/17/2012	(65.55)
50550100	Group Ins Cap Credits	UZ	2000000266	10/17/2012	(57.94)
50550100	Group Ins Cap Credits	UZ	2000000266	10/17/2012	(233.00)
50550100	Group Ins Cap Credits	UZ	2000000265	10/17/2012	266.10
50550100	Group Ins Cap Credits	UZ	2000000266	10/17/2012	25.45
50550100	Group Ins Cap Credits	UZ	2000000266	10/17/2012	(156.68)
50550100	Group Ins Cap Credits	UZ	2000000265	10/17/2012	(27.85)
50550100	Group Ins Cap Credits	UZ	2000000265	10/17/2012	8.48
50550100	Group Ins Cap Credits	UZ	2000000265	10/17/2012	(48.27)

Kentucky American Water Company  
Case No. 2012-00520  
Response to PSC DR1, Item 31

Account	Description	Doc Type	Document Number	Posting Date	Amount
50550100	Group Ins Cap Credits	UZ	2000000265	10/17/2012	(925.96)
50550100	Group Ins Cap Credits	UZ	2000000265	10/17/2012	295.70
50550100	Group Ins Cap Credits	UZ	2000000266	10/17/2012	(111.29)
50610100	Pension Cap Credits	UZ	2000000266	10/17/2012	(316.62)
50610100	Pension Cap Credits	UZ	2000000265	10/17/2012	151.90
50610100	Pension Cap Credits	UZ	2000000265	10/17/2012	(62.17)
50610100	Pension Cap Credits	UZ	2000000265	10/17/2012	250.66
50610100	Pension Cap Credits	UZ	2000000265	10/17/2012	86.28
50610100	Pension Cap Credits	UZ	2000000266	10/17/2012	66.76
50610100	Pension Cap Credits	UZ	2000000266	10/17/2012	72.48
50610100	Pension Cap Credits	UZ	2000000265	10/17/2012	(12.05)
50610100	Pension Cap Credits	UZ	2000000266	10/17/2012	77.17
50610100	Pension Cap Credits	UZ	2000000266	10/17/2012	29.57
50610100	Pension Cap Credits	UZ	2000000266	10/17/2012	45.06
50610100	Pension Cap Credits	UZ	2000000265	10/17/2012	102.81
50610100	Pension Cap Credits	UZ	2000000266	10/17/2012	(51.40)
50610100	Pension Cap Credits	UZ	2000000266	10/17/2012	(77.11)
50610100	Pension Cap Credits	UZ	2000000265	10/17/2012	302.96
50610100	Pension Cap Credits	UZ	2000000266	10/17/2012	(300.58)
50610100	Pension Cap Credits	UZ	2000000266	10/17/2012	265.62
50610100	Pension Cap Credits	UZ	2000000265	10/17/2012	(15.49)
50610100	Pension Cap Credits	UZ	2000000265	10/17/2012	159.80
50610100	Pension Cap Credits	UZ	2000000266	10/17/2012	75.15
50610100	Pension Cap Credits	UZ	2000000265	10/17/2012	(58.87)
50610100	Pension Cap Credits	UZ	2000000265	10/17/2012	15.68
50610100	Pension Cap Credits	UZ	2000000265	10/17/2012	22.20
50610100	Pension Cap Credits	UZ	2000000266	10/17/2012	(158.22)
50610100	Pension Cap Credits	UZ	2000000265	10/17/2012	(48.06)
50610100	Pension Cap Credits	UZ	2000000266	10/17/2012	(5.68)
50610100	Pension Cap Credits	UZ	2000000266	10/17/2012	(100.20)
50610100	Pension Cap Credits	UZ	2000000265	10/17/2012	(7.57)
50610100	Pension Cap Credits	UZ	2000000265	10/17/2012	(337.40)
50610100	Pension Cap Credits	UZ	2000000265	10/17/2012	458.87
50610100	Pension Cap Credits	UZ	2000000266	10/17/2012	(32.41)
50610100	Pension Cap Credits	UZ	2000000266	10/17/2012	30.99
50610100	Pension Cap Credits	UZ	2000000265	10/17/2012	314.26
50610100	Pension Cap Credits	UZ	2000000266	10/17/2012	(15.02)
50610100	Pension Cap Credits	UZ	2000000265	10/17/2012	(73.34)
50610100	Pension Cap Credits	UZ	2000000265	10/17/2012	(179.92)
50610100	Pension Cap Credits	UZ	2000000265	10/17/2012	212.54
50610100	Pension Cap Credits	UZ	2000000265	10/17/2012	20.00
50610100	Pension Cap Credits	UZ	2000000265	10/17/2012	6.67
50610100	Pension Cap Credits	UZ	2000000265	10/17/2012	(26.67)
50610100	Pension Cap Credits	UZ	2000000266	10/17/2012	61.98
51510000	Purchased Power	ZN	5000002235	10/17/2012	237.68
51510000	Purchased Power	ZN	5000002235	10/17/2012	21.25
52000000	M&S Expense (O&M)	WA	5000002234	10/17/2012	(259.84)
52000000	M&S Expense (O&M)	UZ	2000000265	10/17/2012	259.84
52000000	M&S Expense (O&M)	UZ	2000000266	10/17/2012	(1,468.80)
52000000	M&S Expense (O&M)	UZ	2000000265	10/17/2012	(37,772.13)
52000000	M&S Expense (O&M)	UZ	2000000265	10/17/2012	(71,734.31)
52000000	M&S Expense (O&M)	UZ	2000000266	10/17/2012	(2,964.99)
52000000	M&S Expense (O&M)	UZ	2000000265	10/17/2012	(35.83)
52000000	M&S Expense (O&M)	UZ	2000000266	10/17/2012	(1,698.77)
52000000	M&S Expense (O&M)	UZ	2000000266	10/17/2012	(470.64)
52000000	M&S Expense (O&M)	UZ	2000000266	10/17/2012	(1,163.88)
52000000	M&S Expense (O&M)	UZ	2000000266	10/17/2012	(1,163.88)
52000000	M&S Expense (O&M)	UZ	2000000265	10/17/2012	(2,354.39)
52000000	M&S Expense (O&M)	UZ	2000000265	10/17/2012	(2,001.75)
52000000	M&S Expense (O&M)	UZ	2000000265	10/17/2012	(692.46)
52000000	M&S Expense (O&M)	UZ	2000000266	10/17/2012	(1,911.96)
52000000	M&S Expense (O&M)	UZ	2000000265	10/17/2012	6,938.91
52000000	M&S Expense (O&M)	UZ	2000000266	10/17/2012	(179.79)
52000000	M&S Expense (O&M)	UZ	2000000266	10/17/2012	(1,163.88)
52000000	M&S Expense (O&M)	UZ	2000000266	10/17/2012	179.78
52000000	M&S Expense (O&M)	UZ	2000000265	10/17/2012	(5,215.20)
52000000	M&S Expense (O&M)	UZ	2000000265	10/17/2012	(11,167.56)
52000000	M&S Expense (O&M)	UZ	2000000265	10/17/2012	(558.32)
52000000	M&S Expense (O&M)	UZ	2000000266	10/17/2012	10,331.91
52000000	M&S Expense (O&M)	UZ	2000000266	10/17/2012	(14,170.23)
52000000	M&S Expense (O&M)	UZ	2000000265	10/17/2012	97.92
52000000	M&S Expense (O&M)	UZ	2000000266	10/17/2012	(1,163.88)
52000000	M&S Expense (O&M)	UZ	2000000265	10/17/2012	(97.92)
52000000	M&S Expense (O&M)	UZ	2000000265	10/17/2012	(2,781.63)
52000000	M&S Expense (O&M)	UZ	2000000266	10/17/2012	(3,299.25)
52000000	M&S Expense (O&M)	UZ	2000000265	10/17/2012	(4,404.43)
52000000	M&S Expense (O&M)	UZ	2000000265	10/17/2012	4,404.43

Kentucky American Water Company  
Case No. 2012-00520  
Response to PSC DR1, Item 31

Account	Description	Doc Type	Document Number	Posting Date	Amount
52000000	M&S Expense (O&M)	UZ	2000000265	10/17/2012	(3,975.00)
52000000	M&S Expense (O&M)	UZ	2000000265	10/17/2012	3,975.00
52000000	M&S Expense (O&M)	UZ	2000000265	10/17/2012	(1,309.21)
52000000	M&S Expense (O&M)	UZ	2000000265	10/17/2012	(11,746.74)
52000000	M&S Expense (O&M)	UZ	2000000266	10/17/2012	(42,836.55)
52000000	M&S Expense (O&M)	UZ	2000000266	10/17/2012	(452.29)
52000000	M&S Expense (O&M)	UZ	2000000265	10/17/2012	(246.77)
52500000	Misc Expense (O&M)	KR	5000002243	10/17/2012	69.12
52500000	Misc Expense (O&M)	KR	5000002243	10/17/2012	57.24
52500000	Misc Expense (O&M)	KR	5000002243	10/17/2012	47.94
52500000	Misc Expense (O&M)	KR	5000002243	10/17/2012	24.19
52500000	Misc Expense (O&M)	KR	5000002243	10/17/2012	17.55
52500000	Misc Expense (O&M)	KR	5000002243	10/17/2012	14.87
52500000	Misc Expense (O&M)	KR	5000002243	10/17/2012	12.27
52500000	Misc Expense (O&M)	KR	5000002244	10/17/2012	105.98
52500000	Misc Expense (O&M)	KR	5000002245	10/17/2012	69.12
52500000	Misc Expense (O&M)	KR	5000002245	10/17/2012	30.01
52500000	Misc Expense (O&M)	UZ	2000000265	10/17/2012	(2,196.32)
52500000	Misc Expense (O&M)	UZ	2000000265	10/17/2012	(2,196.32)
52500000	Misc Expense (O&M)	UZ	2000000265	10/17/2012	(671.62)
52500000	Misc Expense (O&M)	UZ	2000000265	10/17/2012	(134.14)
52500000	Misc Expense (O&M)	UZ	2000000265	10/17/2012	(4,867.52)
52500000	Misc Expense (O&M)	UZ	2000000266	10/17/2012	(763.91)
52500000	Misc Expense (O&M)	UZ	2000000265	10/17/2012	(763.20)
52500000	Misc Expense (O&M)	UZ	2000000266	10/17/2012	1,569.63
52503000	Advertising	KR	5000002238	10/17/2012	530.00
52514906	Cust Edu-Bill Insert	KR	5000002240	10/17/2012	185.50
52514906	Cust Edu-Bill Insert	KR	5000002240	10/17/2012	53.00
52515001	Commun Relations-S	KR	5000002239	10/17/2012	639.87
52520000	Collection Agencies	SN	100001406	10/17/2012	(156.68)
52532000	Electricity	ZN	5000002235	10/17/2012	45.56
52532000	Electricity	ZN	5000002235	10/17/2012	51.71
52532000	Electricity	ZN	5000002235	10/17/2012	36.48
52532000	Electricity	ZN	5000002235	10/17/2012	32.29
52532000	Electricity	ZN	5000002235	10/17/2012	20.66
52549000	Injuries and Damages	ZF	5000002214	10/17/2012	1,275.00
52554500	Lab Supplies	WE	5000002237	10/17/2012	104.41
52554500	Lab Supplies	WE	5000002237	10/17/2012	99.11
52554500	Lab Supplies	WE	5000002250	10/17/2012	83.81
52554500	Lab Supplies	UZ	2000000265	10/17/2012	(3,422.90)
52574000	Telephone	UZ	2000000266	10/17/2012	27,250.56
52578000	Trash Removal	KR	5000002242	10/17/2012	140.50
52585000	Discounts Available	ZP	3000003778	10/17/2012	(128.97)
53110000	Contr Svc-Eng	UZ	2000000266	10/17/2012	(150.80)
53110000	Contr Svc-Eng	UZ	2000000266	10/17/2012	(19,553.00)
53150000	Contr Svc-Other	SN	100001432	10/17/2012	(2,279.09)
53150000	Contr Svc-Other	RE	5000002246	10/17/2012	261.00
53150000	Contr Svc-Other	KR	5000002249	10/17/2012	40,263.89
53150000	Contr Svc-Other	UZ	2000000266	10/17/2012	(3,594.00)
53150000	Contr Svc-Other	UZ	2000000265	10/17/2012	55,055.00
53150000	Contr Svc-Other	UZ	2000000265	10/17/2012	(55,005.00)
53150000	Contr Svc-Other	UZ	2000000265	10/17/2012	54,200.00
53150000	Contr Svc-Other	UZ	2000000266	10/17/2012	(261.00)
53150000	Contr Svc-Other	UZ	2000000266	10/17/2012	(485.48)
53150000	Contr Svc-Other	UZ	2000000265	10/17/2012	(9,500.00)
53150000	Contr Svc-Other	UZ	2000000266	10/17/2012	9,500.00
53150000	Contr Svc-Other	UZ	2000000266	10/17/2012	9,500.00
53150000	Contr Svc-Other	UZ	2000000266	10/17/2012	338,619.83
53150000	Contr Svc-Other	UZ	2000000265	10/17/2012	45,000.00
53150000	Contr Svc-Other	UZ	2000000265	10/17/2012	(40,263.89)
53150000	Contr Svc-Other	UZ	2000000266	10/17/2012	46,259.35
53150000	Contr Svc-Other	UZ	2000000266	10/17/2012	10,173.85
53150000	Contr Svc-Other	UZ	2000000266	10/17/2012	10,205.80
53150000	Contr Svc-Other	UZ	2000000266	10/17/2012	6,987.40
53150000	Contr Svc-Other	UZ	2000000266	10/17/2012	8,596.46
53150000	Contr Svc-Other	UZ	2000000266	10/17/2012	10,205.80
53150000	Contr Svc-Other	UZ	2000000265	10/17/2012	8,596.46
53150000	Contr Svc-Other	UZ	2000000265	10/17/2012	(1,529.29)
53150000	Contr Svc-Other	UZ	2000000265	10/17/2012	(1,119.73)
53150000	Contr Svc-Other	UZ	2000000265	10/17/2012	(3,234.09)
53150000	Contr Svc-Other	UZ	2000000265	10/17/2012	(277.93)
53150000	Contr Svc-Other	UZ	2000000266	10/17/2012	13,300.40
53150000	Contr Svc-Other	UZ	2000000266	10/17/2012	(2,092.78)
53150000	Contr Svc-Other	UZ	2000000266	10/17/2012	(20.00)
53150000	Contr Svc-Other	UZ	2000000266	10/17/2012	27,034.09
53150000	Contr Svc-Other	UZ	2000000266	10/17/2012	3,240.00
53150000	Contr Svc-Other	UZ	2000000265	10/17/2012	(2,908.94)

Kentucky American Water Company  
Case No. 2012-00520  
Response to PSC DR1, Item 31

Account	Description	Doc Type	Document Number	Posting Date	Amount
53150000	Contr Svc-Other	UZ	2000000265	10/17/2012	(24,157.40)
53150000	Contr Svc-Other	UZ	2000000266	10/17/2012	1,367.40
53150000	Contr Svc-Other	UZ	2000000265	10/17/2012	(133.95)
53150000	Contr Svc-Other	UZ	2000000266	10/17/2012	(1,920.00)
53150000	Contr Svc-Other	UZ	2000000266	10/17/2012	(8,500.00)
53150000	Contr Svc-Other	UZ	2000000266	10/17/2012	8,500.00
53150000	Contr Svc-Other	UZ	2000000265	10/17/2012	35,000.00
53150000	Contr Svc-Other	UZ	2000000265	10/17/2012	5,000.00
53150000	Contr Svc-Other	UZ	2000000266	10/17/2012	30,000.00
53150000	Contr Svc-Other	UZ	2000000266	10/17/2012	49,716.38
53150000	Contr Svc-Other	UZ	2000000266	10/17/2012	(6,000.00)
53150000	Contr Svc-Other	UZ	2000000266	10/17/2012	(21,332.00)
53150000	Contr Svc-Other	UZ	2000000266	10/17/2012	50,000.00
53150000	Contr Svc-Other	UZ	2000000265	10/17/2012	9,500.07
53150000	Contr Svc-Other	UZ	2000000266	10/17/2012	9,483.30
53150000	Contr Svc-Other	UZ	2000000266	10/17/2012	9,500.07
53150000	Contr Svc-Other	UZ	2000000265	10/17/2012	7,292.22
53150000	Contr Svc-Other	UZ	2000000265	10/17/2012	536.32
53150000	Contr Svc-Other	UZ	2000000265	10/17/2012	(1,072.64)
53155000	Contr Svc-Legal	UZ	2000000265	10/17/2012	24,300.70
55000100	Trans Cap Credits	UZ	2000000265	10/17/2012	(39.53)
55000100	Trans Cap Credits	UZ	2000000266	10/17/2012	18.96
55000100	Trans Cap Credits	UZ	2000000266	10/17/2012	(7.76)
55000100	Trans Cap Credits	UZ	2000000265	10/17/2012	31.29
55000100	Trans Cap Credits	UZ	2000000266	10/17/2012	10.77
55000100	Trans Cap Credits	UZ	2000000266	10/17/2012	8.33
55000100	Trans Cap Credits	UZ	2000000265	10/17/2012	9.05
55000100	Trans Cap Credits	UZ	2000000266	10/17/2012	(1.50)
55000100	Trans Cap Credits	UZ	2000000266	10/17/2012	9.63
55000100	Trans Cap Credits	UZ	2000000266	10/17/2012	3.69
55000100	Trans Cap Credits	UZ	2000000266	10/17/2012	5.63
55000100	Trans Cap Credits	UZ	2000000266	10/17/2012	12.84
55000100	Trans Cap Credits	UZ	2000000266	10/17/2012	(6.42)
55000100	Trans Cap Credits	UZ	2000000266	10/17/2012	(9.63)
55000100	Trans Cap Credits	UZ	2000000265	10/17/2012	37.82
55000100	Trans Cap Credits	UZ	2000000266	10/17/2012	(37.53)
55000100	Trans Cap Credits	UZ	2000000266	10/17/2012	33.16
55000100	Trans Cap Credits	UZ	2000000266	10/17/2012	(1.93)
55000100	Trans Cap Credits	UZ	2000000265	10/17/2012	19.95
55000100	Trans Cap Credits	UZ	2000000266	10/17/2012	9.38
55000100	Trans Cap Credits	UZ	2000000266	10/17/2012	(7.35)
55000100	Trans Cap Credits	UZ	2000000265	10/17/2012	1.96
55000100	Trans Cap Credits	UZ	2000000266	10/17/2012	2.77
55000100	Trans Cap Credits	UZ	2000000266	10/17/2012	(19.75)
55000100	Trans Cap Credits	UZ	2000000265	10/17/2012	(6.00)
55000100	Trans Cap Credits	UZ	2000000266	10/17/2012	(0.71)
55000100	Trans Cap Credits	UZ	2000000265	10/17/2012	(12.51)
55000100	Trans Cap Credits	UZ	2000000265	10/17/2012	(0.94)
55000100	Trans Cap Credits	UZ	2000000266	10/17/2012	(42.12)
55000100	Trans Cap Credits	UZ	2000000266	10/17/2012	57.29
55000100	Trans Cap Credits	UZ	2000000265	10/17/2012	(4.05)
55000100	Trans Cap Credits	UZ	2000000265	10/17/2012	3.87
55000100	Trans Cap Credits	UZ	2000000266	10/17/2012	39.23
55000100	Trans Cap Credits	UZ	2000000266	10/17/2012	(1.88)
55000100	Trans Cap Credits	UZ	2000000266	10/17/2012	10.20
55000100	Trans Cap Credits	UZ	2000000266	10/17/2012	(265.00)
55000100	Trans Cap Credits	UZ	2000000266	10/17/2012	(9.16)
55000100	Trans Cap Credits	UZ	2000000266	10/17/2012	(22.46)
55000100	Trans Cap Credits	UZ	2000000265	10/17/2012	26.53
55000100	Trans Cap Credits	UZ	2000000266	10/17/2012	2.50
55000100	Trans Cap Credits	UZ	2000000265	10/17/2012	0.83
55000100	Trans Cap Credits	UZ	2000000265	10/17/2012	(3.33)
55000100	Trans Cap Credits	UZ	2000000266	10/17/2012	7.74
55720100	Ins W/C Cap Credits	UZ	2000000266	10/17/2012	(35.38)
55720100	Ins W/C Cap Credits	UZ	2000000266	10/17/2012	16.97
55720100	Ins W/C Cap Credits	UZ	2000000265	10/17/2012	(6.95)
55720100	Ins W/C Cap Credits	UZ	2000000265	10/17/2012	28.01
55720100	Ins W/C Cap Credits	UZ	2000000266	10/17/2012	9.64
55720100	Ins W/C Cap Credits	UZ	2000000266	10/17/2012	7.46
55720100	Ins W/C Cap Credits	UZ	2000000266	10/17/2012	8.10
55720100	Ins W/C Cap Credits	UZ	2000000266	10/17/2012	(1.35)
55720100	Ins W/C Cap Credits	UZ	2000000265	10/17/2012	8.62
55720100	Ins W/C Cap Credits	UZ	2000000266	10/17/2012	3.30
55720100	Ins W/C Cap Credits	UZ	2000000265	10/17/2012	5.03
55720100	Ins W/C Cap Credits	UZ	2000000266	10/17/2012	11.49
55720100	Ins W/C Cap Credits	UZ	2000000266	10/17/2012	(5.74)
55720100	Ins W/C Cap Credits	UZ	2000000265	10/17/2012	(8.62)

Kentucky American Water Company  
Case No. 2012-00520  
Response to PSC DR1, Item 31

Account	Description	Doc Type	Document Number	Posting Date	Amount
55720100	Ins W/C Cap Credits	UZ	2000000265	10/17/2012	33.85
55720100	Ins W/C Cap Credits	UZ	2000000265	10/17/2012	(33.59)
55720100	Ins W/C Cap Credits	UZ	2000000265	10/17/2012	29.68
55720100	Ins W/C Cap Credits	UZ	2000000266	10/17/2012	(1.73)
55720100	Ins W/C Cap Credits	UZ	2000000265	10/17/2012	17.85
55720100	Ins W/C Cap Credits	UZ	2000000265	10/17/2012	8.40
55720100	Ins W/C Cap Credits	UZ	2000000265	10/17/2012	(6.58)
55720100	Ins W/C Cap Credits	UZ	2000000265	10/17/2012	1.75
55720100	Ins W/C Cap Credits	UZ	2000000266	10/17/2012	2.48
55720100	Ins W/C Cap Credits	UZ	2000000266	10/17/2012	(17.68)
55720100	Ins W/C Cap Credits	UZ	2000000265	10/17/2012	(5.37)
55720100	Ins W/C Cap Credits	UZ	2000000266	10/17/2012	(0.63)
55720100	Ins W/C Cap Credits	UZ	2000000265	10/17/2012	(11.20)
55720100	Ins W/C Cap Credits	UZ	2000000265	10/17/2012	(0.85)
55720100	Ins W/C Cap Credits	UZ	2000000266	10/17/2012	(37.70)
55720100	Ins W/C Cap Credits	UZ	2000000265	10/17/2012	51.27
55720100	Ins W/C Cap Credits	UZ	2000000265	10/17/2012	(3.62)
55720100	Ins W/C Cap Credits	UZ	2000000266	10/17/2012	3.46
55720100	Ins W/C Cap Credits	UZ	2000000266	10/17/2012	35.11
55720100	Ins W/C Cap Credits	UZ	2000000265	10/17/2012	(1.68)
55720100	Ins W/C Cap Credits	UZ	2000000265	10/17/2012	(8.19)
55720100	Ins W/C Cap Credits	UZ	2000000265	10/17/2012	(20.10)
55720100	Ins W/C Cap Credits	UZ	2000000265	10/17/2012	23.75
55720100	Ins W/C Cap Credits	UZ	2000000265	10/17/2012	2.23
55720100	Ins W/C Cap Credits	UZ	2000000266	10/17/2012	0.74
55720100	Ins W/C Cap Credits	UZ	2000000265	10/17/2012	(2.98)
55720100	Ins W/C Cap Credits	UZ	2000000265	10/17/2012	6.93
57010000	Uncoll Accts Exp	ZA	9400000993	10/17/2012	(463.28)
57010000	Uncoll Accts Exp	ZA	9400000993	10/17/2012	(123.72)
62520700	Misc Main Pvg/Bckfil	UZ	2000000265	10/17/2012	387.41
62520700	Misc Main Pvg/Bckfil	UZ	2000000265	10/17/2012	(387.41)
62520700	Misc Main Pvg/Bckfil	UZ	2000000265	10/17/2012	(1,684.20)
62520700	Misc Main Pvg/Bckfil	UZ	2000000266	10/17/2012	1,684.20
62520700	Misc Main Pvg/Bckfil	UZ	2000000265	10/17/2012	5,467.13
62520700	Misc Main Pvg/Bckfil	UZ	2000000265	10/17/2012	(6,467.13)
62520700	Misc Main Pvg/Bckfil	UZ	2000000265	10/17/2012	(1,278.00)
62520700	Misc Main Pvg/Bckfil	UZ	2000000266	10/17/2012	278.00
62520700	Misc Main Pvg/Bckfil	UZ	2000000265	10/17/2012	(1,229.00)
62520700	Misc Main Pvg/Bckfil	UZ	2000000266	10/17/2012	1,229.00
62520700	Misc Main Pvg/Bckfil	UZ	2000000265	10/17/2012	10,870.84
62520700	Misc Main Pvg/Bckfil	UZ	2000000265	10/17/2012	(11,870.84)
62520700	Misc Main Pvg/Bckfil	UZ	2000000266	10/17/2012	(1,000.00)
62520700	Misc Main Pvg/Bckfil	UZ	2000000266	10/17/2012	(21,300.30)
62520700	Misc Main Pvg/Bckfil	UZ	2000000266	10/17/2012	20,300.30
62520700	Misc Main Pvg/Bckfil	UZ	2000000265	10/17/2012	3,950.93
62520700	Misc Main Pvg/Bckfil	UZ	2000000266	10/17/2012	(4,950.93)
62520700	Misc Main Pvg/Bckfil	UZ	2000000266	10/17/2012	(1,000.00)
62520700	Misc Main Pvg/Bckfil	UZ	2000000265	10/17/2012	(50.00)
62520700	Misc Main Pvg/Bckfil	UZ	2000000265	10/17/2012	50.00
62520700	Misc Main Pvg/Bckfil	UZ	2000000265	10/17/2012	250.80
62520700	Misc Main Pvg/Bckfil	UZ	2000000266	10/17/2012	(1,250.80)
62520700	Misc Main Pvg/Bckfil	UZ	2000000266	10/17/2012	192.00
62520700	Misc Main Pvg/Bckfil	UZ	2000000266	10/17/2012	(192.00)
62520700	Misc Main Pvg/Bckfil	UZ	2000000265	10/17/2012	(1,000.00)
62520700	Misc Main Pvg/Bckfil	UZ	2000000265	10/17/2012	3,495.00
62520700	Misc Main Pvg/Bckfil	UZ	2000000266	10/17/2012	(3,500.00)
68533100	FICA Cap Credits	UZ	2000000266	10/17/2012	(45.35)
68533100	FICA Cap Credits	UZ	2000000265	10/17/2012	(182.72)
68533100	FICA Cap Credits	UZ	2000000266	10/17/2012	(143.89)
68533100	FICA Cap Credits	UZ	2000000266	10/17/2012	210.68
68533100	FICA Cap Credits	UZ	2000000266	10/17/2012	(131.14)
68533100	FICA Cap Credits	UZ	2000000265	10/17/2012	(344.67)
68533100	FICA Cap Credits	UZ	2000000266	10/17/2012	43.72
68533100	FICA Cap Credits	UZ	2000000265	10/17/2012	125.03
68533100	FICA Cap Credits	UZ	2000000265	10/17/2012	39.15
68533100	FICA Cap Credits	UZ	2000000265	10/17/2012	30.28
68533100	FICA Cap Credits	UZ	2000000265	10/17/2012	(21.87)
68533100	FICA Cap Credits	UZ	2000000265	10/17/2012	39.14
68533100	FICA Cap Credits	UZ	2000000265	10/17/2012	7.26
68533100	FICA Cap Credits	UZ	2000000266	10/17/2012	(12.28)
68533100	FICA Cap Credits	UZ	2000000265	10/17/2012	35.19
68533100	FICA Cap Credits	UZ	2000000266	10/17/2012	13.80
68533100	FICA Cap Credits	UZ	2000000265	10/17/2012	(39.70)
68533100	FICA Cap Credits	UZ	2000000265	10/17/2012	48.59
68533100	FICA Cap Credits	UZ	2000000265	10/17/2012	(27.61)
68533100	FICA Cap Credits	UZ	2000000266	10/17/2012	(67.59)
68533100	FICA Cap Credits	UZ	2000000265	10/17/2012	(6.79)

Kentucky American Water Company  
Case No. 2012-00520  
Response to PSC DR1, Item 31

Account	Description	Doc Type	Document Number	Posting Date	Amount
68533100	FICA Cap Credits	UZ	2000000266	10/17/2012	50.40
68533100	FICA Cap Credits	UZ	2000000265	10/17/2012	(144.39)
68533100	FICA Cap Credits	UZ	2000000266	10/17/2012	37.80
68533100	FICA Cap Credits	UZ	2000000265	10/17/2012	25.20
68533100	FICA Cap Credits	UZ	2000000266	10/17/2012	(283.95)
68533100	FICA Cap Credits	UZ	2000000265	10/17/2012	9.14
68533100	FICA Cap Credits	UZ	2000000265	10/17/2012	(51.18)
68533100	FICA Cap Credits	UZ	2000000265	10/17/2012	156.14
68533100	FICA Cap Credits	UZ	2000000266	10/17/2012	(126.14)
68533100	FICA Cap Credits	UZ	2000000266	10/17/2012	(290.88)
68533100	FICA Cap Credits	UZ	2000000265	10/17/2012	120.60
68533100	FICA Cap Credits	UZ	2000000266	10/17/2012	(95.55)
68533100	FICA Cap Credits	UZ	2000000265	10/17/2012	(297.07)
68533100	FICA Cap Credits	UZ	2000000266	10/17/2012	182.82
68533100	FICA Cap Credits	UZ	2000000265	10/17/2012	34.73
68533100	FICA Cap Credits	UZ	2000000265	10/17/2012	(27.80)
68533100	FICA Cap Credits	UZ	2000000266	10/17/2012	28.34
68533100	FICA Cap Credits	UZ	2000000266	10/17/2012	(21.54)
68533100	FICA Cap Credits	UZ	2000000265	10/17/2012	87.88
68533100	FICA Cap Credits	UZ	2000000266	10/17/2012	(280.62)
68533100	FICA Cap Credits	UZ	2000000266	10/17/2012	(8.33)
68533100	FICA Cap Credits	UZ	2000000265	10/17/2012	114.08
68533100	FICA Cap Credits	UZ	2000000266	10/17/2012	(763.66)
68533100	FICA Cap Credits	UZ	2000000265	10/17/2012	(243.46)
68533100	FICA Cap Credits	UZ	2000000266	10/17/2012	41.10
68533100	FICA Cap Credits	UZ	2000000266	10/17/2012	(2.67)
68533100	FICA Cap Credits	UZ	2000000265	10/17/2012	102.64
68533100	FICA Cap Credits	UZ	2000000266	10/17/2012	(551.28)
68533100	FICA Cap Credits	UZ	2000000265	10/17/2012	(11.99)
68533100	FICA Cap Credits	UZ	2000000265	10/17/2012	(3.55)
68533100	FICA Cap Credits	UZ	2000000266	10/17/2012	68.75
68533100	FICA Cap Credits	UZ	2000000266	10/17/2012	(1,083.77)
68533100	FICA Cap Credits	UZ	2000000266	10/17/2012	(246.13)
68533100	FICA Cap Credits	UZ	2000000266	10/17/2012	258.99
68533100	FICA Cap Credits	UZ	2000000266	10/17/2012	(70.44)
68533100	FICA Cap Credits	UZ	2000000265	10/17/2012	57.00
68533100	FICA Cap Credits	UZ	2000000266	10/17/2012	(169.67)
68533100	FICA Cap Credits	UZ	2000000265	10/17/2012	(17.73)
68533100	FICA Cap Credits	UZ	2000000265	10/17/2012	(640.01)
68533100	FICA Cap Credits	UZ	2000000266	10/17/2012	266.45
68533100	FICA Cap Credits	UZ	2000000265	10/17/2012	6.49
68533100	FICA Cap Credits	UZ	2000000266	10/17/2012	(32.72)
68533100	FICA Cap Credits	UZ	2000000265	10/17/2012	(28.19)
68533100	FICA Cap Credits	UZ	2000000266	10/17/2012	(51.56)
68533100	FICA Cap Credits	UZ	2000000266	10/17/2012	(252.40)
68533100	FICA Cap Credits	UZ	2000000265	10/17/2012	97.45
68533100	FICA Cap Credits	UZ	2000000265	10/17/2012	9.17
68533100	FICA Cap Credits	UZ	2000000266	10/17/2012	(44.82)
68533100	FICA Cap Credits	UZ	2000000265	10/17/2012	3.05
68533100	FICA Cap Credits	UZ	2000000265	10/17/2012	(6.90)
68533100	FICA Cap Credits	UZ	2000000266	10/17/2012	(12.01)
68533100	FICA Cap Credits	UZ	2000000265	10/17/2012	71.20
68533100	FICA Cap Credits	UZ	2000000265	10/17/2012	(217.66)
68533100	FICA Cap Credits	UZ	2000000265	10/17/2012	(27.63)
68535100	SUTA Cap Credits	UZ	2000000265	10/17/2012	(21.35)
68535100	SUTA Cap Credits	UZ	2000000266	10/17/2012	(2.54)
68535100	SUTA Cap Credits	UZ	2000000265	10/17/2012	(2.63)
68535100	SUTA Cap Credits	UZ	2000000265	10/17/2012	(4.26)
68535100	SUTA Cap Credits	UZ	2000000265	10/17/2012	(4.79)
71521000	M&J Expenses	UZ	2000000265	10/17/2012	550.00
72802000	CIAC Rcpt Svcs Clrg	UZ	2000000265	10/17/2012	27,125.00
72802000	CIAC Rcpt Svcs Clrg	UZ	2000000265	10/17/2012	3,268.00
72802000	CIAC Rcpt Svcs Clrg	UZ	2000000265	10/17/2012	644.00
72802000	CIAC Rcpt Svcs Clrg	UZ	2000000266	10/17/2012	1,882.00
72802100	CIAC Rcpt Non-SrvClr	DR	4000002566	10/17/2012	(10,900.00)
72802100	CIAC Rcpt Non-SrvClr	DR	4000002597	10/17/2012	(10,410.00)
72802100	CIAC Rcpt Non-SrvClr	UZ	2000000266	10/17/2012	(3,622.44)
72802100	CIAC Rcpt Non-SrvClr	UZ	2000000266	10/17/2012	70,668.00
72803000	Salvg/Scrap Rcpt Clr	UZ	2000000266	10/17/2012	2,736.00
72803000	Salvg/Scrap Rcpt Clr	UZ	2000000266	10/17/2012	743.40
72803100	Prop Sale Rcpt Clr	UZ	2000000266	10/17/2012	1,000.00
88107000	CAP Move-CWIP	UZ	2000000264	10/17/2012	50.77
88107000	CAP Move-CWIP	UZ	2000000264	10/17/2012	45.35
88107000	CAP Move-CWIP	UZ	2000000264	10/17/2012	24.06
88107000	CAP Move-CWIP	UZ	2000000267	10/17/2012	31.58
88107000	CAP Move-CWIP	UZ	2000000267	10/17/2012	601.68
88107000	CAP Move-CWIP	UZ	2000000267	10/17/2012	3,594.00

Kentucky American Water Company  
Case No. 2012-00520  
Response to PSC DR1, Item 31

Account	Description	Doc Type	Document Number	Posting Date	Amount
88107000	CAP Move-CWIP	UZ	2000000264	10/17/2012	316.62
88107000	CAP Move-CWIP	UZ	2000000264	10/17/2012	39.53
88107000	CAP Move-CWIP	UZ	2000000264	10/17/2012	494.90
88107000	CAP Move-CWIP	UZ	2000000264	10/17/2012	182.72
88107000	CAP Move-CWIP	UZ	2000000264	10/17/2012	268.99
88107000	CAP Move-CWIP	UZ	2000000267	10/17/2012	62.04
88107000	CAP Move-CWIP	UZ	2000000267	10/17/2012	2,481.48
88107000	CAP Move-CWIP	UZ	2000000267	10/17/2012	35.38
88107000	CAP Move-CWIP	UZ	2000000264	10/17/2012	143.89
88107000	CAP Move-CWIP	UZ	2000000264	10/17/2012	(2,892.16)
88107000	CAP Move-CWIP	UZ	2000000264	10/17/2012	48.61
88107000	CAP Move-CWIP	UZ	2000000264	10/17/2012	(55,055.00)
88107000	CAP Move-CWIP	UZ	2000000264	10/17/2012	(16.97)
88107000	CAP Move-CWIP	UZ	2000000264	10/17/2012	(210.68)
88107000	CAP Move-CWIP	UZ	2000000264	10/17/2012	(151.90)
88107000	CAP Move-CWIP	UZ	2000000267	10/17/2012	353.88
88107000	CAP Move-CWIP	UZ	2000000267	10/17/2012	55,005.00
88107000	CAP Move-CWIP	UZ	2000000267	10/17/2012	(18.96)
88107000	CAP Move-CWIP	UZ	2000000267	10/17/2012	(58.52)
88107000	CAP Move-CWIP	UZ	2000000267	10/17/2012	(129.04)
88107000	CAP Move-CWIP	UZ	2000000267	10/17/2012	(741.78)
88107000	CAP Move-CWIP	UZ	2000000267	10/17/2012	(54,200.00)
88107000	CAP Move-CWIP	UZ	2000000267	10/17/2012	1,944.00
88107000	CAP Move-CWIP	UZ	2000000264	10/17/2012	261.00
88107000	CAP Move-CWIP	UZ	2000000264	10/17/2012	1,788.48
88107000	CAP Move-CWIP	UZ	2000000264	10/17/2012	131.14
88107000	CAP Move-CWIP	UZ	2000000267	10/17/2012	44.70
88107000	CAP Move-CWIP	UZ	2000000267	10/17/2012	410.52
88107000	CAP Move-CWIP	UZ	2000000264	10/17/2012	1,156.47
88107000	CAP Move-CWIP	UZ	2000000264	10/17/2012	113.78
88107000	CAP Move-CWIP	UZ	2000000264	10/17/2012	7.76
88107000	CAP Move-CWIP	UZ	2000000264	10/17/2012	29.64
88107000	CAP Move-CWIP	UZ	2000000264	10/17/2012	4,739.10
88107000	CAP Move-CWIP	UZ	2000000264	10/17/2012	(259.84)
88107000	CAP Move-CWIP	UZ	2000000267	10/17/2012	344.67
88107000	CAP Move-CWIP	UZ	2000000267	10/17/2012	62.17
88107000	CAP Move-CWIP	UZ	2000000267	10/17/2012	52.82
88107000	CAP Move-CWIP	UZ	2000000267	10/17/2012	6.95
88107000	CAP Move-CWIP	UZ	2000000267	10/17/2012	(65.14)
88107000	CAP Move-CWIP	UZ	2000000267	10/17/2012	(582.24)
88107000	CAP Move-CWIP	UZ	2000000267	10/17/2012	(43.72)
88107000	CAP Move-CWIP	UZ	2000000264	10/17/2012	(1,564.65)
88107000	CAP Move-CWIP	UZ	2000000264	10/17/2012	(250.66)
88107000	CAP Move-CWIP	UZ	2000000264	10/17/2012	(28.01)
88107000	CAP Move-CWIP	UZ	2000000264	10/17/2012	(125.03)
88107000	CAP Move-CWIP	UZ	2000000267	10/17/2012	(270.21)
88107000	CAP Move-CWIP	UZ	2000000267	10/17/2012	(212.95)
88107000	CAP Move-CWIP	UZ	2000000267	10/17/2012	(39.12)
88107000	CAP Move-CWIP	UZ	2000000267	10/17/2012	(31.29)
88107000	CAP Move-CWIP	UZ	2000000264	10/17/2012	(139.80)
88107000	CAP Move-CWIP	UZ	2000000264	10/17/2012	(73.30)
88107000	CAP Move-CWIP	UZ	2000000264	10/17/2012	(1.73)
88107000	CAP Move-CWIP	UZ	2000000264	10/17/2012	(10.77)
88107000	CAP Move-CWIP	UZ	2000000264	10/17/2012	(39.15)
88107000	CAP Move-CWIP	UZ	2000000267	10/17/2012	(9.64)
88107000	CAP Move-CWIP	UZ	2000000267	10/17/2012	(86.28)
88107000	CAP Move-CWIP	UZ	2000000267	10/17/2012	(538.56)
88107000	CAP Move-CWIP	UZ	2000000264	10/17/2012	(8.33)
88107000	CAP Move-CWIP	UZ	2000000264	10/17/2012	(387.41)
88107000	CAP Move-CWIP	UZ	2000000264	10/17/2012	485.48
88107000	CAP Move-CWIP	UZ	2000000264	10/17/2012	(56.72)
88107000	CAP Move-CWIP	UZ	2000000264	10/17/2012	(6.07)
88107000	CAP Move-CWIP	UZ	2000000264	10/17/2012	(30.28)
88107000	CAP Move-CWIP	UZ	2000000264	10/17/2012	(7.46)
88107000	CAP Move-CWIP	UZ	2000000264	10/17/2012	(66.76)
88107000	CAP Move-CWIP	UZ	2000000264	10/17/2012	(9.20)
88107000	CAP Move-CWIP	UZ	2000000267	10/17/2012	387.41
88107000	CAP Move-CWIP	UZ	2000000267	10/17/2012	(416.74)
88107000	CAP Move-CWIP	UZ	2000000267	10/17/2012	(104.28)
88107000	CAP Move-CWIP	UZ	2000000264	10/17/2012	(138.40)
88107000	CAP Move-CWIP	UZ	2000000264	10/17/2012	21.65
88107000	CAP Move-CWIP	UZ	2000000264	10/17/2012	(533.17)
88107000	CAP Move-CWIP	UZ	2000000264	10/17/2012	11.73
88107000	CAP Move-CWIP	UZ	2000000264	10/17/2012	93.03
88107000	CAP Move-CWIP	UZ	2000000264	10/17/2012	8.27
88107000	CAP Move-CWIP	UZ	2000000264	10/17/2012	(60.96)
88107000	CAP Move-CWIP	UZ	2000000264	10/17/2012	(71.76)



Kentucky American Water Company  
Case No. 2012-00520  
Response to PSC DR1, Item 31

Account	Description	Doc Type	Document Number	Posting Date	Amount
88107000	CAP Move-CWIP	UZ	2000000264	10/17/2012	(1.70)
88107000	CAP Move-CWIP	UZ	2000000267	10/17/2012	(8.96)
88107000	CAP Move-CWIP	UZ	2000000267	10/17/2012	(38.75)
88107000	CAP Move-CWIP	UZ	2000000267	10/17/2012	(8.02)
88107000	CAP Move-CWIP	UZ	2000000267	10/17/2012	308.77
88107000	CAP Move-CWIP	UZ	2000000264	10/17/2012	172.24
88107000	CAP Move-CWIP	UZ	2000000264	10/17/2012	(7.26)
88107000	CAP Move-CWIP	UZ	2000000264	10/17/2012	12.28
88107000	CAP Move-CWIP	UZ	2000000264	10/17/2012	1.35
88107000	CAP Move-CWIP	UZ	2000000267	10/17/2012	0.86
88107000	CAP Move-CWIP	UZ	2000000267	10/17/2012	(97.04)
88107000	CAP Move-CWIP	UZ	2000000267	10/17/2012	1,468.80
88107000	CAP Move-CWIP	UZ	2000000267	10/17/2012	1.50
88107000	CAP Move-CWIP	UZ	2000000267	10/17/2012	10.23
88107000	CAP Move-CWIP	UZ	2000000267	10/17/2012	59.13
88107000	CAP Move-CWIP	UZ	2000000267	10/17/2012	(10.88)
88107000	CAP Move-CWIP	UZ	2000000267	10/17/2012	12.05
88107000	CAP Move-CWIP	UZ	2000000267	10/17/2012	37,772.13
88107000	CAP Move-CWIP	UZ	2000000264	10/17/2012	9,500.00
88107000	CAP Move-CWIP	UZ	2000000264	10/17/2012	(9,500.00)
88107000	CAP Move-CWIP	UZ	2000000267	10/17/2012	(9,500.00)
88107000	CAP Move-CWIP	UZ	2000000264	10/17/2012	(35.19)
88107000	CAP Move-CWIP	UZ	2000000264	10/17/2012	(77.17)
88107000	CAP Move-CWIP	UZ	2000000264	10/17/2012	(12.21)
88107000	CAP Move-CWIP	UZ	2000000267	10/17/2012	(8.62)
88107000	CAP Move-CWIP	UZ	2000000267	10/17/2012	(481.74)
88107000	CAP Move-CWIP	UZ	2000000267	10/17/2012	(9.36)
88107000	CAP Move-CWIP	UZ	2000000267	10/17/2012	(9.63)
88107000	CAP Move-CWIP	UZ	2000000267	10/17/2012	(107.38)
88107000	CAP Move-CWIP	UZ	2000000267	10/17/2012	(65.56)
88107000	CAP Move-CWIP	UZ	2000000264	10/17/2012	(9.69)
88107000	CAP Move-CWIP	UZ	2000000264	10/17/2012	(29.57)
88107000	CAP Move-CWIP	UZ	2000000264	10/17/2012	(3.30)
88107000	CAP Move-CWIP	UZ	2000000264	10/17/2012	(21.16)
88107000	CAP Move-CWIP	UZ	2000000264	10/17/2012	(13.80)
88107000	CAP Move-CWIP	UZ	2000000264	10/17/2012	(184.56)
88107000	CAP Move-CWIP	UZ	2000000267	10/17/2012	(3.69)
88107000	CAP Move-CWIP	UZ	2000000267	10/17/2012	(25.12)
88107000	CAP Move-CWIP	UZ	2000000267	10/17/2012	(7.38)
88107000	CAP Move-CWIP	UZ	2000000264	10/17/2012	(338,619.83)
88107000	CAP Move-CWIP	UZ	2000000264	10/17/2012	21.07
88107000	CAP Move-CWIP	UZ	2000000264	10/17/2012	44.41
88107000	CAP Move-CWIP	UZ	2000000267	10/17/2012	27.62
88107000	CAP Move-CWIP	UZ	2000000267	10/17/2012	526.47
88107000	CAP Move-CWIP	UZ	2000000267	10/17/2012	(45,000.00)
88107000	CAP Move-CWIP	UZ	2000000267	10/17/2012	39.70
88107000	CAP Move-CWIP	UZ	2000000264	10/17/2012	(109.00)
88107000	CAP Move-CWIP	UZ	2000000264	10/17/2012	150.80
88107000	CAP Move-CWIP	UZ	2000000264	10/17/2012	15.00
88107000	CAP Move-CWIP	UZ	2000000264	10/17/2012	76.11
88107000	CAP Move-CWIP	UZ	2000000264	10/17/2012	67.59
88107000	CAP Move-CWIP	UZ	2000000264	10/17/2012	(5.63)
88107000	CAP Move-CWIP	UZ	2000000264	10/17/2012	896.73
88107000	CAP Move-CWIP	UZ	2000000264	10/17/2012	47.09
88107000	CAP Move-CWIP	UZ	2000000267	10/17/2012	35.88
88107000	CAP Move-CWIP	UZ	2000000267	10/17/2012	375.00
88107000	CAP Move-CWIP	UZ	2000000267	10/17/2012	(26.25)
88107000	CAP Move-CWIP	UZ	2000000267	10/17/2012	(48.59)
88107000	CAP Move-CWIP	UZ	2000000267	10/17/2012	(45.06)
88107000	CAP Move-CWIP	UZ	2000000267	10/17/2012	27.61
88107000	CAP Move-CWIP	UZ	2000000267	10/17/2012	(34.45)
88107000	CAP Move-CWIP	UZ	2000000267	10/17/2012	(38.28)
88107000	CAP Move-CWIP	UZ	2000000267	10/17/2012	(5.03)
88107000	CAP Move-CWIP	UZ	2000000267	10/17/2012	(46,259.35)
88107000	CAP Move-CWIP	UZ	2000000267	10/17/2012	(656.25)
88107000	CAP Move-CWIP	UZ	2000000267	10/17/2012	40,263.89
88107000	CAP Move-CWIP	UZ	2000000267	10/17/2012	19.69
88107000	CAP Move-CWIP	UZ	2000000267	10/17/2012	72.33
88107000	CAP Move-CWIP	UZ	2000000264	10/17/2012	(24,300.70)
88107000	CAP Move-CWIP	UZ	2000000267	10/17/2012	71,734.31
88107000	CAP Move-CWIP	UZ	2000000264	10/17/2012	2,935.34
88107000	CAP Move-CWIP	UZ	2000000264	10/17/2012	1,667.36
88107000	CAP Move-CWIP	UZ	2000000264	10/17/2012	90.76
88107000	CAP Move-CWIP	UZ	2000000264	10/17/2012	17.01
88107000	CAP Move-CWIP	UZ	2000000267	10/17/2012	(1,667.36)
88107000	CAP Move-CWIP	UZ	2000000267	10/17/2012	6.72
88107000	CAP Move-CWIP	UZ	2000000267	10/17/2012	2.28

Kentucky American Water Company  
Case No. 2012-00520  
Response to PSC DR1, Item 31

Account	Description	Doc Type	Document Number	Posting Date	Amount
88107000	CAP Move-CWIP	UZ	2000000267	10/17/2012	(10,072.11)
88107000	CAP Move-CWIP	UZ	2000000264	10/17/2012	(510.29)
88107000	CAP Move-CWIP	UZ	2000000264	10/17/2012	(25.42)
88107000	CAP Move-CWIP	UZ	2000000264	10/17/2012	(12.71)
88107000	CAP Move-CWIP	UZ	2000000264	10/17/2012	(49.90)
88107000	CAP Move-CWIP	UZ	2000000264	10/17/2012	(33.36)
88107000	CAP Move-CWIP	UZ	2000000267	10/17/2012	(11.38)
88107000	CAP Move-CWIP	UZ	2000000267	10/17/2012	(44.29)
88107000	CAP Move-CWIP	UZ	2000000267	10/17/2012	(101.78)
88107000	CAP Move-CWIP	UZ	2000000267	10/17/2012	(6,917.53)
88107000	CAP Move-CWIP	UZ	2000000267	10/17/2012	(635.34)
88107000	CAP Move-CWIP	UZ	2000000267	10/17/2012	(86.47)
88107000	CAP Move-CWIP	UZ	2000000264	10/17/2012	(33.22)
88107000	CAP Move-CWIP	UZ	2000000264	10/17/2012	(37.42)
88107000	CAP Move-CWIP	UZ	2000000264	10/17/2012	1,890.14
88107000	CAP Move-CWIP	UZ	2000000264	10/17/2012	64.61
88107000	CAP Move-CWIP	UZ	2000000264	10/17/2012	6.36
88107000	CAP Move-CWIP	UZ	2000000264	10/17/2012	131.98
88107000	CAP Move-CWIP	UZ	2000000264	10/17/2012	142.95
88107000	CAP Move-CWIP	UZ	2000000267	10/17/2012	(19.07)
88107000	CAP Move-CWIP	UZ	2000000267	10/17/2012	43.23
88107000	CAP Move-CWIP	UZ	2000000267	10/17/2012	50.89
88107000	CAP Move-CWIP	UZ	2000000267	10/17/2012	(25.02)
88107000	CAP Move-CWIP	UZ	2000000267	10/17/2012	99.23
88107000	CAP Move-CWIP	UZ	2000000267	10/17/2012	5.68
88107000	CAP Move-CWIP	UZ	2000000267	10/17/2012	(8,510.50)
88107000	CAP Move-CWIP	UZ	2000000267	10/17/2012	(476.51)
88107000	CAP Move-CWIP	UZ	2000000267	10/17/2012	(10,103.74)
88107000	CAP Move-CWIP	UZ	2000000264	10/17/2012	(317.67)
88107000	CAP Move-CWIP	UZ	2000000264	10/17/2012	(22.15)
88107000	CAP Move-CWIP	UZ	2000000264	10/17/2012	(24.95)
88107000	CAP Move-CWIP	UZ	2000000264	10/17/2012	(12.71)
88107000	CAP Move-CWIP	UZ	2000000264	10/17/2012	3,716.73
88107000	CAP Move-CWIP	UZ	2000000264	10/17/2012	281.11
88107000	CAP Move-CWIP	UZ	2000000264	10/17/2012	(16.68)
88107000	CAP Move-CWIP	UZ	2000000267	10/17/2012	(8,510.50)
88107000	CAP Move-CWIP	UZ	2000000267	10/17/2012	64.85
88107000	CAP Move-CWIP	UZ	2000000267	10/17/2012	195.12
88107000	CAP Move-CWIP	UZ	2000000267	10/17/2012	9.53
88107000	CAP Move-CWIP	UZ	2000000267	10/17/2012	259.32
88107000	CAP Move-CWIP	UZ	2000000267	10/17/2012	8.53
88107000	CAP Move-CWIP	UZ	2000000267	10/17/2012	119.43
88107000	CAP Move-CWIP	UZ	2000000267	10/17/2012	76.34
88107000	CAP Move-CWIP	UZ	2000000267	10/17/2012	470.64
88107000	CAP Move-CWIP	UZ	2000000267	10/17/2012	1,698.77
88107000	CAP Move-CWIP	UZ	2000000267	10/17/2012	35.83
88107000	CAP Move-CWIP	UZ	2000000264	10/17/2012	2,196.32
88107000	CAP Move-CWIP	UZ	2000000267	10/17/2012	2,196.32
88107000	CAP Move-CWIP	UZ	2000000264	10/17/2012	(6.60)
88107000	CAP Move-CWIP	UZ	2000000264	10/17/2012	(9.14)
88107000	CAP Move-CWIP	UZ	2000000267	10/17/2012	(125.81)
88107000	CAP Move-CWIP	UZ	2000000267	10/17/2012	(31.09)
88107000	CAP Move-CWIP	UZ	2000000264	10/17/2012	169.38
88107000	CAP Move-CWIP	UZ	2000000264	10/17/2012	6.76
88107000	CAP Move-CWIP	UZ	2000000267	10/17/2012	51.18
88107000	CAP Move-CWIP	UZ	2000000267	10/17/2012	144.92
88107000	CAP Move-CWIP	UZ	2000000267	10/17/2012	20.90
88107000	CAP Move-CWIP	UZ	2000000267	10/17/2012	529.59
88107000	CAP Move-CWIP	UZ	2000000264	10/17/2012	1,163.88
88107000	CAP Move-CWIP	UZ	2000000264	10/17/2012	(5,467.13)
88107000	CAP Move-CWIP	UZ	2000000264	10/17/2012	449.18
88107000	CAP Move-CWIP	UZ	2000000264	10/17/2012	204.75
88107000	CAP Move-CWIP	UZ	2000000264	10/17/2012	(444.27)
88107000	CAP Move-CWIP	UZ	2000000264	10/17/2012	(33.85)
88107000	CAP Move-CWIP	UZ	2000000264	10/17/2012	(156.14)
88107000	CAP Move-CWIP	UZ	2000000264	10/17/2012	1,529.29
88107000	CAP Move-CWIP	UZ	2000000264	10/17/2012	(2,130.48)
88107000	CAP Move-CWIP	UZ	2000000267	10/17/2012	(65.46)
88107000	CAP Move-CWIP	UZ	2000000267	10/17/2012	6,467.13
88107000	CAP Move-CWIP	UZ	2000000267	10/17/2012	66.94
88107000	CAP Move-CWIP	UZ	2000000267	10/17/2012	(37.82)
88107000	CAP Move-CWIP	UZ	2000000267	10/17/2012	91.57
88107000	CAP Move-CWIP	UZ	2000000267	10/17/2012	(257.39)
88107000	CAP Move-CWIP	UZ	2000000267	10/17/2012	(89.64)
88107000	CAP Move-CWIP	UZ	2000000267	10/17/2012	1,539.30
88107000	CAP Move-CWIP	UZ	2000000267	10/17/2012	126.14
88107000	CAP Move-CWIP	UZ	2000000267	10/17/2012	(302.96)

Kentucky American Water Company  
Case No. 2012-00520  
Response to PSC DR1, Item 31

Account	Description	Doc Type	Document Number	Posting Date	Amount
88107000	CAP Move-CWIP	UZ	2000000264	10/17/2012	1,278.00
88107000	CAP Move-CWIP	UZ	2000000267	10/17/2012	(278.00)
88107000	CAP Move-CWIP	UZ	2000000267	10/17/2012	1,119.73
88107000	CAP Move-CWIP	UZ	2000000264	10/17/2012	21.35
88107000	CAP Move-CWIP	UZ	2000000264	10/17/2012	1,435.52
88107000	CAP Move-CWIP	UZ	2000000264	10/17/2012	300.58
88107000	CAP Move-CWIP	UZ	2000000264	10/17/2012	96.82
88107000	CAP Move-CWIP	UZ	2000000264	10/17/2012	524.11
88107000	CAP Move-CWIP	UZ	2000000267	10/17/2012	115.77
88107000	CAP Move-CWIP	UZ	2000000267	10/17/2012	290.88
88107000	CAP Move-CWIP	UZ	2000000267	10/17/2012	33.59
88107000	CAP Move-CWIP	UZ	2000000267	10/17/2012	37.53
88107000	CAP Move-CWIP	UZ	2000000267	10/17/2012	2,472.59
88107000	CAP Move-CWIP	UZ	2000000267	10/17/2012	255.36
88107000	CAP Move-CWIP	UZ	2000000264	10/17/2012	(86.57)
88107000	CAP Move-CWIP	UZ	2000000264	10/17/2012	(120.60)
88107000	CAP Move-CWIP	UZ	2000000264	10/17/2012	(225.66)
88107000	CAP Move-CWIP	UZ	2000000264	10/17/2012	(265.62)
88107000	CAP Move-CWIP	UZ	2000000264	10/17/2012	(29.68)
88107000	CAP Move-CWIP	UZ	2000000264	10/17/2012	(1,658.07)
88107000	CAP Move-CWIP	UZ	2000000267	10/17/2012	(33.16)
88107000	CAP Move-CWIP	UZ	2000000267	10/17/2012	(399.55)
88107000	CAP Move-CWIP	UZ	2000000264	10/17/2012	(1,229.00)
88107000	CAP Move-CWIP	UZ	2000000267	10/17/2012	1,229.00
88107000	CAP Move-CWIP	UZ	2000000264	10/17/2012	250.35
88107000	CAP Move-CWIP	UZ	2000000264	10/17/2012	1.93
88107000	CAP Move-CWIP	UZ	2000000264	10/17/2012	95.55
88107000	CAP Move-CWIP	UZ	2000000264	10/17/2012	5.08
88107000	CAP Move-CWIP	UZ	2000000267	10/17/2012	1,296.25
88107000	CAP Move-CWIP	UZ	2000000267	10/17/2012	32.90
88107000	CAP Move-CWIP	UZ	2000000267	10/17/2012	13.16
88107000	CAP Move-CWIP	UZ	2000000267	10/17/2012	1.73
88107000	CAP Move-CWIP	UZ	2000000267	10/17/2012	15.49
88107000	CAP Move-CWIP	UZ	2000000264	10/17/2012	(73.05)
88107000	CAP Move-CWIP	UZ	2000000264	10/17/2012	(110.26)
88107000	CAP Move-CWIP	UZ	2000000264	10/17/2012	(12.32)
88107000	CAP Move-CWIP	UZ	2000000264	10/17/2012	90.57
88107000	CAP Move-CWIP	UZ	2000000264	10/17/2012	(1,740.60)
88107000	CAP Move-CWIP	UZ	2000000264	10/17/2012	598.75
88107000	CAP Move-CWIP	UZ	2000000264	10/17/2012	(7,500.88)
88107000	CAP Move-CWIP	UZ	2000000264	10/17/2012	(93.67)
88107000	CAP Move-CWIP	UZ	2000000264	10/17/2012	285.45
88107000	CAP Move-CWIP	UZ	2000000264	10/17/2012	(126.15)
88107000	CAP Move-CWIP	UZ	2000000264	10/17/2012	(376.83)
88107000	CAP Move-CWIP	UZ	2000000267	10/17/2012	8,190.88
88107000	CAP Move-CWIP	UZ	2000000267	10/17/2012	803.08
88107000	CAP Move-CWIP	UZ	2000000267	10/17/2012	(13.77)
88107000	CAP Move-CWIP	UZ	2000000267	10/17/2012	2,231.52
88107000	CAP Move-CWIP	UZ	2000000267	10/17/2012	80.68
88107000	CAP Move-CWIP	UZ	2000000267	10/17/2012	(47.98)
88107000	CAP Move-CWIP	UZ	2000000267	10/17/2012	2,523.99
88107000	CAP Move-CWIP	UZ	2000000267	10/17/2012	204.98
88107000	CAP Move-CWIP	UZ	2000000264	10/17/2012	690.00
88107000	CAP Move-CWIP	UZ	2000000264	10/17/2012	(23.96)
88107000	CAP Move-CWIP	UZ	2000000264	10/17/2012	(44.05)
88107000	CAP Move-CWIP	UZ	2000000264	10/17/2012	(16.74)
88107000	CAP Move-CWIP	UZ	2000000264	10/17/2012	(50.94)
88107000	CAP Move-CWIP	UZ	2000000264	10/17/2012	(6.47)
88107000	CAP Move-CWIP	UZ	2000000267	10/17/2012	(11.39)
88107000	CAP Move-CWIP	UZ	2000000267	10/17/2012	(323.66)
88107000	CAP Move-CWIP	UZ	2000000267	10/17/2012	(51.85)
88107000	CAP Move-CWIP	UZ	2000000267	10/17/2012	(5.80)
88107000	CAP Move-CWIP	UZ	2000000264	10/17/2012	4.54
88107000	CAP Move-CWIP	UZ	2000000264	10/17/2012	19.18
88107000	CAP Move-CWIP	UZ	2000000264	10/17/2012	14.23
88107000	CAP Move-CWIP	UZ	2000000264	10/17/2012	253.57
88107000	CAP Move-CWIP	UZ	2000000264	10/17/2012	1.75
88107000	CAP Move-CWIP	UZ	2000000264	10/17/2012	4.98
88107000	CAP Move-CWIP	UZ	2000000264	10/17/2012	8.71
88107000	CAP Move-CWIP	UZ	2000000267	10/17/2012	40.62
88107000	CAP Move-CWIP	UZ	2000000267	10/17/2012	34.51
88107000	CAP Move-CWIP	UZ	2000000267	10/17/2012	5.07
88107000	CAP Move-CWIP	UZ	2000000264	10/17/2012	(19.77)
88107000	CAP Move-CWIP	UZ	2000000264	10/17/2012	4.71
88107000	CAP Move-CWIP	UZ	2000000264	10/17/2012	(382.41)
88107000	CAP Move-CWIP	UZ	2000000264	10/17/2012	14.69
88107000	CAP Move-CWIP	UZ	2000000264	10/17/2012	21,300.30

Kentucky American Water Company  
Case No. 2012-00520  
Response to PSC DR1, Item 31

Account	Description	Doc Type	Document Number	Posting Date	Amount
88107000	CAP Move-CWIP	UZ	2000000264	10/17/2012	2.63
88107000	CAP Move-CWIP	UZ	2000000264	10/17/2012	284.54
88107000	CAP Move-CWIP	UZ	2000000264	10/17/2012	(15.68)
88107000	CAP Move-CWIP	UZ	2000000264	10/17/2012	8.05
88107000	CAP Move-CWIP	UZ	2000000267	10/17/2012	(13.41)
88107000	CAP Move-CWIP	UZ	2000000267	10/17/2012	(20,300.30)
88107000	CAP Move-CWIP	UZ	2000000267	10/17/2012	(28.34)
88107000	CAP Move-CWIP	UZ	2000000267	10/17/2012	(58.60)
88107000	CAP Move-CWIP	UZ	2000000267	10/17/2012	(1.75)
88107000	CAP Move-CWIP	UZ	2000000267	10/17/2012	21.54
88107000	CAP Move-CWIP	UZ	2000000267	10/17/2012	277.93
88107000	CAP Move-CWIP	UZ	2000000267	10/17/2012	(13.32)
88107000	CAP Move-CWIP	UZ	2000000267	10/17/2012	(1.96)
88107000	CAP Move-CWIP	UZ	2000000267	10/17/2012	2,354.39
88107000	CAP Move-CWIP	UZ	2000000264	10/17/2012	2,001.75
88107000	CAP Move-CWIP	UZ	2000000264	10/17/2012	692.46
88107000	CAP Move-CWIP	UZ	2000000264	10/17/2012	1,911.96
88107000	CAP Move-CWIP	UZ	2000000264	10/17/2012	3,726.78
88107000	CAP Move-CWIP	UZ	2000000264	10/17/2012	(20.52)
88107000	CAP Move-CWIP	UZ	2000000264	10/17/2012	371.40
88107000	CAP Move-CWIP	UZ	2000000264	10/17/2012	(2.77)
88107000	CAP Move-CWIP	UZ	2000000264	10/17/2012	(22.20)
88107000	CAP Move-CWIP	UZ	2000000264	10/17/2012	(348.94)
88107000	CAP Move-CWIP	UZ	2000000264	10/17/2012	6.70
88107000	CAP Move-CWIP	UZ	2000000267	10/17/2012	(1,229.40)
88107000	CAP Move-CWIP	UZ	2000000267	10/17/2012	(35.90)
88107000	CAP Move-CWIP	UZ	2000000267	10/17/2012	(2.48)
88107000	CAP Move-CWIP	UZ	2000000267	10/17/2012	0.53
88107000	CAP Move-CWIP	UZ	2000000267	10/17/2012	280.62
88107000	CAP Move-CWIP	UZ	2000000267	10/17/2012	(87.88)
88107000	CAP Move-CWIP	UZ	2000000267	10/17/2012	(6,938.91)
88107000	CAP Move-CWIP	UZ	2000000267	10/17/2012	(13,300.40)
88107000	CAP Move-CWIP	UZ	2000000267	10/17/2012	(18.86)
88107000	CAP Move-CWIP	UZ	2000000264	10/17/2012	(550.00)
88107000	CAP Move-CWIP	UZ	2000000264	10/17/2012	124.05
88107000	CAP Move-CWIP	UZ	2000000264	10/17/2012	4.03
88107000	CAP Move-CWIP	UZ	2000000264	10/17/2012	5.75
88107000	CAP Move-CWIP	UZ	2000000267	10/17/2012	76.71
88107000	CAP Move-CWIP	UZ	2000000267	10/17/2012	2.30
88107000	CAP Move-CWIP	UZ	2000000267	10/17/2012	8.11
88107000	CAP Move-CWIP	UZ	2000000264	10/17/2012	2.94
88107000	CAP Move-CWIP	UZ	2000000264	10/17/2012	803.08
88107000	CAP Move-CWIP	UZ	2000000264	10/17/2012	1,444.01
88107000	CAP Move-CWIP	UZ	2000000264	10/17/2012	(1,311.53)
88107000	CAP Move-CWIP	UZ	2000000264	10/17/2012	92.75
88107000	CAP Move-CWIP	UZ	2000000267	10/17/2012	526.92
88107000	CAP Move-CWIP	UZ	2000000267	10/17/2012	3,416.14
88107000	CAP Move-CWIP	UZ	2000000267	10/17/2012	1,380.08
88107000	CAP Move-CWIP	UZ	2000000267	10/17/2012	(2,726.14)
88107000	CAP Move-CWIP	UZ	2000000267	10/17/2012	(124.05)
88107000	CAP Move-CWIP	UZ	2000000267	10/17/2012	109.17
88107000	CAP Move-CWIP	UZ	2000000267	10/17/2012	13.63
88107000	CAP Move-CWIP	UZ	2000000267	10/17/2012	158.52
88107000	CAP Move-CWIP	UZ	2000000267	10/17/2012	(37.90)
88107000	CAP Move-CWIP	UZ	2000000267	10/17/2012	213.04
88107000	CAP Move-CWIP	UZ	2000000267	10/17/2012	(17.98)
88107000	CAP Move-CWIP	UZ	2000000267	10/17/2012	12.20
88107000	CAP Move-CWIP	UZ	2000000267	10/17/2012	197.96
88107000	CAP Move-CWIP	UZ	2000000267	10/17/2012	(183.73)
88107000	CAP Move-CWIP	UZ	2000000267	10/17/2012	7,955.83
88107000	CAP Move-CWIP	UZ	2000000267	10/17/2012	(78.72)
88107000	CAP Move-CWIP	UZ	2000000267	10/17/2012	690.00
88107000	CAP Move-CWIP	UZ	2000000267	10/17/2012	13.80
88107000	CAP Move-CWIP	UZ	2000000267	10/17/2012	5,215.20
88107000	CAP Move-CWIP	UZ	2000000264	10/17/2012	11,167.56
88107000	CAP Move-CWIP	UZ	2000000267	10/17/2012	558.32
88107000	CAP Move-CWIP	UZ	2000000264	10/17/2012	(27,034.09)
88107000	CAP Move-CWIP	UZ	2000000264	10/17/2012	5.37
88107000	CAP Move-CWIP	UZ	2000000264	10/17/2012	(545.40)
88107000	CAP Move-CWIP	UZ	2000000264	10/17/2012	(54.60)
88107000	CAP Move-CWIP	UZ	2000000264	10/17/2012	(10,331.91)
88107000	CAP Move-CWIP	UZ	2000000264	10/17/2012	48.06
88107000	CAP Move-CWIP	UZ	2000000267	10/17/2012	40.83
88107000	CAP Move-CWIP	UZ	2000000267	10/17/2012	6.00
88107000	CAP Move-CWIP	UZ	2000000267	10/17/2012	308.92
88107000	CAP Move-CWIP	UZ	2000000267	10/17/2012	3,187.88
88107000	CAP Move-CWIP	UZ	2000000267	10/17/2012	40.91

Kentucky American Water Company  
Case No. 2012-00520  
Response to PSC DR1, Item 31

Account	Description	Doc Type	Document Number	Posting Date	Amount
88107000	CAP Move-CWIP	UZ	2000000267	10/17/2012	243.46
88107000	CAP Move-CWIP	UZ	2000000267	10/17/2012	(3,240.00)
88107000	CAP Move-CWIP	UZ	2000000267	10/17/2012	(41.10)
88107000	CAP Move-CWIP	UZ	2000000267	10/17/2012	14,170.23
88107000	CAP Move-CWIP	UZ	2000000264	10/17/2012	(43.50)
88107000	CAP Move-CWIP	UZ	2000000264	10/17/2012	0.62
88107000	CAP Move-CWIP	UZ	2000000264	10/17/2012	4.94
88107000	CAP Move-CWIP	UZ	2000000264	10/17/2012	2.32
88107000	CAP Move-CWIP	UZ	2000000264	10/17/2012	0.92
88107000	CAP Move-CWIP	UZ	2000000264	10/17/2012	4.19
88107000	CAP Move-CWIP	UZ	2000000264	10/17/2012	1.62
88107000	CAP Move-CWIP	UZ	2000000264	10/17/2012	43.50
88107000	CAP Move-CWIP	UZ	2000000267	10/17/2012	2.64
88107000	CAP Move-CWIP	UZ	2000000267	10/17/2012	30.82
88107000	CAP Move-CWIP	UZ	2000000267	10/17/2012	0.55
88107000	CAP Move-CWIP	UZ	2000000264	10/17/2012	174.71
88107000	CAP Move-CWIP	UZ	2000000264	10/17/2012	(15.01)
88107000	CAP Move-CWIP	UZ	2000000264	10/17/2012	1,312.22
88107000	CAP Move-CWIP	UZ	2000000264	10/17/2012	(85.19)
88107000	CAP Move-CWIP	UZ	2000000264	10/17/2012	87.17
88107000	CAP Move-CWIP	UZ	2000000264	10/17/2012	4.17
88107000	CAP Move-CWIP	UZ	2000000264	10/17/2012	6,658.99
88107000	CAP Move-CWIP	UZ	2000000264	10/17/2012	(89.30)
88107000	CAP Move-CWIP	UZ	2000000264	10/17/2012	74.06
88107000	CAP Move-CWIP	UZ	2000000264	10/17/2012	1,088.20
88107000	CAP Move-CWIP	UZ	2000000267	10/17/2012	(218.20)
88107000	CAP Move-CWIP	UZ	2000000267	10/17/2012	1,012.58
88107000	CAP Move-CWIP	UZ	2000000267	10/17/2012	2,530.78
88107000	CAP Move-CWIP	UZ	2000000267	10/17/2012	9.74
88107000	CAP Move-CWIP	UZ	2000000267	10/17/2012	10.88
88107000	CAP Move-CWIP	UZ	2000000267	10/17/2012	(224.66)
88107000	CAP Move-CWIP	UZ	2000000267	10/17/2012	(1,365.58)
88107000	CAP Move-CWIP	UZ	2000000267	10/17/2012	(34.96)
88107000	CAP Move-CWIP	UZ	2000000267	10/17/2012	479.61
88107000	CAP Move-CWIP	UZ	2000000267	10/17/2012	461.00
88107000	CAP Move-CWIP	UZ	2000000267	10/17/2012	173.52
88107000	CAP Move-CWIP	UZ	2000000264	10/17/2012	167.04
88107000	CAP Move-CWIP	UZ	2000000267	10/17/2012	(167.04)
88107000	CAP Move-CWIP	UZ	2000000267	10/17/2012	870.00
88107000	CAP Move-CWIP	UZ	2000000264	10/17/2012	145.09
88107000	CAP Move-CWIP	UZ	2000000264	10/17/2012	10.43
88107000	CAP Move-CWIP	UZ	2000000264	10/17/2012	7.48
88107000	CAP Move-CWIP	UZ	2000000267	10/17/2012	43.04
88107000	CAP Move-CWIP	UZ	2000000264	10/17/2012	3.52
88107000	CAP Move-CWIP	UZ	2000000264	10/17/2012	41.10
88107000	CAP Move-CWIP	UZ	2000000264	10/17/2012	0.82
88107000	CAP Move-CWIP	UZ	2000000264	10/17/2012	3.09
88107000	CAP Move-CWIP	UZ	2000000267	10/17/2012	2.16
88107000	CAP Move-CWIP	UZ	2000000267	10/17/2012	0.74
88107000	CAP Move-CWIP	UZ	2000000267	10/17/2012	6.59
88107000	CAP Move-CWIP	UZ	2000000267	10/17/2012	1.24
88107000	CAP Move-CWIP	UZ	2000000267	10/17/2012	5.59
88107000	CAP Move-CWIP	UZ	2000000264	10/17/2012	36.64
88107000	CAP Move-CWIP	UZ	2000000264	10/17/2012	(59.81)
88107000	CAP Move-CWIP	UZ	2000000264	10/17/2012	168.57
88107000	CAP Move-CWIP	UZ	2000000264	10/17/2012	(31.60)
88107000	CAP Move-CWIP	UZ	2000000264	10/17/2012	942.88
88107000	CAP Move-CWIP	UZ	2000000264	10/17/2012	13,986.93
88107000	CAP Move-CWIP	UZ	2000000264	10/17/2012	(237.88)
88107000	CAP Move-CWIP	UZ	2000000264	10/17/2012	2,960.75
88107000	CAP Move-CWIP	UZ	2000000267	10/17/2012	(1,292.30)
88107000	CAP Move-CWIP	UZ	2000000267	10/17/2012	(1,189.64)
88107000	CAP Move-CWIP	UZ	2000000267	10/17/2012	694.02
88107000	CAP Move-CWIP	UZ	2000000267	10/17/2012	(29.83)
88107000	CAP Move-CWIP	UZ	2000000267	10/17/2012	32.80
88107000	CAP Move-CWIP	UZ	2000000267	10/17/2012	249.38
88107000	CAP Move-CWIP	UZ	2000000267	10/17/2012	160.65
88107000	CAP Move-CWIP	UZ	2000000267	10/17/2012	293.54
88107000	CAP Move-CWIP	UZ	2000000267	10/17/2012	21,016.94
88107000	CAP Move-CWIP	UZ	2000000264	10/17/2012	584.31
88107000	CAP Move-CWIP	UZ	2000000264	10/17/2012	2,574.37
88107000	CAP Move-CWIP	UZ	2000000264	10/17/2012	214.13
88107000	CAP Move-CWIP	UZ	2000000264	10/17/2012	(615.52)
88107000	CAP Move-CWIP	UZ	2000000264	10/17/2012	(225.32)
88107000	CAP Move-CWIP	UZ	2000000264	10/17/2012	763.11
88107000	CAP Move-CWIP	UZ	2000000264	10/17/2012	(6.31)
88107000	CAP Move-CWIP	UZ	2000000264	10/17/2012	13.25

Kentucky American Water Company  
Case No. 2012-00520  
Response to PSC DR1, Item 31

Account	Description	Doc Type	Document Number	Posting Date	Amount
88107000	CAP Move-CWIP	UZ	2000000264	10/17/2012	(399.22)
88107000	CAP Move-CWIP	UZ	2000000267	10/17/2012	378.56
88107000	CAP Move-CWIP	UZ	2000000267	10/17/2012	(44.60)
88107000	CAP Move-CWIP	UZ	2000000267	10/17/2012	(3,070.27)
88107000	CAP Move-CWIP	UZ	2000000267	10/17/2012	(339.16)
88107000	CAP Move-CWIP	UZ	2000000267	10/17/2012	(49.84)
88107000	CAP Move-CWIP	UZ	2000000267	10/17/2012	(41.97)
88107000	CAP Move-CWIP	UZ	2000000264	10/17/2012	61.29
88107000	CAP Move-CWIP	UZ	2000000267	10/17/2012	550.22
88107000	CAP Move-CWIP	UZ	2000000267	10/17/2012	287.87
88107000	CAP Move-CWIP	UZ	2000000267	10/17/2012	3.15
88107000	CAP Move-CWIP	UZ	2000000267	10/17/2012	28.20
88107000	CAP Move-CWIP	UZ	2000000267	10/17/2012	181.67
88107000	CAP Move-CWIP	UZ	2000000267	10/17/2012	3.88
88107000	CAP Move-CWIP	UZ	2000000267	10/17/2012	43.99
88107000	CAP Move-CWIP	UZ	2000000267	10/17/2012	23.95
88107000	CAP Move-CWIP	UZ	2000000267	10/17/2012	3.52
88107000	CAP Move-CWIP	UZ	2000000267	10/17/2012	85.19
88107000	CAP Move-CWIP	UZ	2000000264	10/17/2012	58.95
88107000	CAP Move-CWIP	UZ	2000000264	10/17/2012	(19.32)
88107000	CAP Move-CWIP	UZ	2000000264	10/17/2012	(773.76)
88107000	CAP Move-CWIP	UZ	2000000264	10/17/2012	(30.99)
88107000	CAP Move-CWIP	UZ	2000000264	10/17/2012	(26.33)
88107000	CAP Move-CWIP	UZ	2000000264	10/17/2012	721.91
88107000	CAP Move-CWIP	UZ	2000000267	10/17/2012	(3.46)
88107000	CAP Move-CWIP	UZ	2000000267	10/17/2012	2,359.96
88107000	CAP Move-CWIP	UZ	2000000267	10/17/2012	(236.62)
88107000	CAP Move-CWIP	UZ	2000000267	10/17/2012	169.67
88107000	CAP Move-CWIP	UZ	2000000267	10/17/2012	(3.87)
88107000	CAP Move-CWIP	UZ	2000000267	10/17/2012	(57.00)
88107000	CAP Move-CWIP	UZ	2000000264	10/17/2012	132.96
88107000	CAP Move-CWIP	UZ	2000000264	10/17/2012	17.73
88107000	CAP Move-CWIP	UZ	2000000264	10/17/2012	22.10
88107000	CAP Move-CWIP	UZ	2000000267	10/17/2012	102.28
88107000	CAP Move-CWIP	UZ	2000000264	10/17/2012	(27,250.56)
88107000	CAP Move-CWIP	UZ	2000000264	10/17/2012	(183.38)
88107000	CAP Move-CWIP	UZ	2000000264	10/17/2012	1,534.40
88107000	CAP Move-CWIP	UZ	2000000264	10/17/2012	(266.45)
88107000	CAP Move-CWIP	UZ	2000000264	10/17/2012	(141.93)
88107000	CAP Move-CWIP	UZ	2000000264	10/17/2012	(35.11)
88107000	CAP Move-CWIP	UZ	2000000264	10/17/2012	439.64
88107000	CAP Move-CWIP	UZ	2000000264	10/17/2012	(314.26)
88107000	CAP Move-CWIP	UZ	2000000264	10/17/2012	640.01
88107000	CAP Move-CWIP	UZ	2000000264	10/17/2012	(266.98)
88107000	CAP Move-CWIP	UZ	2000000267	10/17/2012	342.29
88107000	CAP Move-CWIP	UZ	2000000267	10/17/2012	(3,581.64)
88107000	CAP Move-CWIP	UZ	2000000267	10/17/2012	1,757.36
88107000	CAP Move-CWIP	UZ	2000000267	10/17/2012	(515.98)
88107000	CAP Move-CWIP	UZ	2000000267	10/17/2012	6,909.26
88107000	CAP Move-CWIP	UZ	2000000267	10/17/2012	(39.23)
88107000	CAP Move-CWIP	UZ	2000000264	10/17/2012	19,553.00
88107000	CAP Move-CWIP	UZ	2000000267	10/17/2012	2,781.63
88107000	CAP Move-CWIP	UZ	2000000267	10/17/2012	133.95
88107000	CAP Move-CWIP	UZ	2000000264	10/17/2012	7.84
88107000	CAP Move-CWIP	UZ	2000000264	10/17/2012	78.16
88107000	CAP Move-CWIP	UZ	2000000264	10/17/2012	32.72
88107000	CAP Move-CWIP	UZ	2000000264	10/17/2012	13.31
88107000	CAP Move-CWIP	UZ	2000000264	10/17/2012	(2.22)
88107000	CAP Move-CWIP	UZ	2000000264	10/17/2012	442.23
88107000	CAP Move-CWIP	UZ	2000000264	10/17/2012	(88.72)
88107000	CAP Move-CWIP	UZ	2000000264	10/17/2012	1,920.00
88107000	CAP Move-CWIP	UZ	2000000267	10/17/2012	(6.49)
88107000	CAP Move-CWIP	UZ	2000000267	10/17/2012	(20.26)
88107000	CAP Move-CWIP	UZ	2000000264	10/17/2012	15.02
88107000	CAP Move-CWIP	UZ	2000000264	10/17/2012	65.55
88107000	CAP Move-CWIP	UZ	2000000264	10/17/2012	1.68
88107000	CAP Move-CWIP	UZ	2000000264	10/17/2012	28.19
88107000	CAP Move-CWIP	UZ	2000000264	10/17/2012	20.01
88107000	CAP Move-CWIP	UZ	2000000267	10/17/2012	1.88
88107000	CAP Move-CWIP	UZ	2000000267	10/17/2012	12.76
88107000	CAP Move-CWIP	UZ	2000000267	10/17/2012	381.25
88107000	CAP Move-CWIP	UZ	2000000267	10/17/2012	15.25
88107000	CAP Move-CWIP	UZ	2000000264	10/17/2012	3,299.25
88107000	CAP Move-CWIP	UZ	2000000264	10/17/2012	3,150.00
88107000	CAP Move-CWIP	UZ	2000000267	10/17/2012	(3,145.50)
88107000	CAP Move-CWIP	UZ	2000000264	10/17/2012	134.14
88107000	CAP Move-CWIP	UZ	2000000264	10/17/2012	7,650.00

Kentucky American Water Company  
Case No. 2012-00520  
Response to PSC DR1, Item 31

Account	Description	Doc Type	Document Number	Posting Date	Amount
88107000	CAP Move-CWIP	UZ	2000000264	10/17/2012	(7,650.00)
88107000	CAP Move-CWIP	UZ	2000000267	10/17/2012	4,404.43
88107000	CAP Move-CWIP	UZ	2000000267	10/17/2012	(4,404.43)
88107000	CAP Move-CWIP	UZ	2000000264	10/17/2012	(3,975.00)
88107000	CAP Move-CWIP	UZ	2000000264	10/17/2012	3,975.00
88107000	CAP Move-CWIP	UZ	2000000264	10/17/2012	265.00
88107000	CAP Move-CWIP	UZ	2000000264	10/17/2012	1,309.21
88107000	CAP Move-CWIP	UZ	2000000267	10/17/2012	(10.20)
88107000	CAP Move-CWIP	UZ	2000000267	10/17/2012	(30,000.00)
88107000	CAP Move-CWIP	UZ	2000000264	10/17/2012	6,000.00
88107000	CAP Move-CWIP	UZ	2000000264	10/17/2012	21,332.00
88107000	CAP Move-CWIP	UZ	2000000267	10/17/2012	4,867.52
88107000	CAP Move-CWIP	UZ	2000000264	10/17/2012	45.65
88107000	CAP Move-CWIP	UZ	2000000264	10/17/2012	35.93
88107000	CAP Move-CWIP	UZ	2000000264	10/17/2012	8.19
88107000	CAP Move-CWIP	UZ	2000000267	10/17/2012	683.43
88107000	CAP Move-CWIP	UZ	2000000267	10/17/2012	9.16
88107000	CAP Move-CWIP	UZ	2000000267	10/17/2012	57.94
88107000	CAP Move-CWIP	UZ	2000000267	10/17/2012	73.34
88107000	CAP Move-CWIP	UZ	2000000267	10/17/2012	62.31
88107000	CAP Move-CWIP	UZ	2000000267	10/17/2012	(50,000.00)
88107000	CAP Move-CWIP	UZ	2000000267	10/17/2012	51.56
88107000	CAP Move-CWIP	UZ	2000000267	10/17/2012	(9,405.07)
88107000	CAP Move-CWIP	UZ	2000000264	10/17/2012	178.12
88107000	CAP Move-CWIP	UZ	2000000264	10/17/2012	173.49
88107000	CAP Move-CWIP	UZ	2000000264	10/17/2012	3,303.77
88107000	CAP Move-CWIP	UZ	2000000264	10/17/2012	249.87
88107000	CAP Move-CWIP	UZ	2000000267	10/17/2012	230.67
88107000	CAP Move-CWIP	UZ	2000000267	10/17/2012	(9,388.47)
88107000	CAP Move-CWIP	UZ	2000000267	10/17/2012	19.90
88107000	CAP Move-CWIP	UZ	2000000267	10/17/2012	110.27
88107000	CAP Move-CWIP	UZ	2000000267	10/17/2012	151.32
88107000	CAP Move-CWIP	UZ	2000000267	10/17/2012	22.24
88107000	CAP Move-CWIP	UZ	2000000264	10/17/2012	(9,500.07)
88107000	CAP Move-CWIP	UZ	2000000264	10/17/2012	(165.78)
88107000	CAP Move-CWIP	UZ	2000000264	10/17/2012	(1,034.83)
88107000	CAP Move-CWIP	UZ	2000000264	10/17/2012	(8.43)
88107000	CAP Move-CWIP	UZ	2000000264	10/17/2012	(207.56)
88107000	CAP Move-CWIP	UZ	2000000267	10/17/2012	(24.98)
88107000	CAP Move-CWIP	UZ	2000000267	10/17/2012	(140.84)
88107000	CAP Move-CWIP	UZ	2000000267	10/17/2012	(20.69)
88107000	CAP Move-CWIP	UZ	2000000267	10/17/2012	(18.52)
88107000	CAP Move-CWIP	UZ	2000000267	10/17/2012	(76.01)
88107000	CAP Move-CWIP	UZ	2000000264	10/17/2012	616.63
88107000	CAP Move-CWIP	UZ	2000000264	10/17/2012	6.21
88107000	CAP Move-CWIP	UZ	2000000264	10/17/2012	(2.50)
88107000	CAP Move-CWIP	UZ	2000000264	10/17/2012	(3.15)
88107000	CAP Move-CWIP	UZ	2000000264	10/17/2012	(124.86)
88107000	CAP Move-CWIP	UZ	2000000264	10/17/2012	19.33
88107000	CAP Move-CWIP	UZ	2000000267	10/17/2012	(25.45)
88107000	CAP Move-CWIP	UZ	2000000267	10/17/2012	452.29
88107000	CAP Move-CWIP	UZ	2000000267	10/17/2012	(20.00)
88107000	CAP Move-CWIP	UZ	2000000267	10/17/2012	(1.62)
88107000	CAP Move-CWIP	UZ	2000000267	10/17/2012	(16.99)
88107000	CAP Move-CWIP	UZ	2000000267	10/17/2012	(9.17)
88107000	CAP Move-CWIP	UZ	2000000267	10/17/2012	156.68
88107000	CAP Move-CWIP	UZ	2000000267	10/17/2012	(2.23)
88107000	CAP Move-CWIP	UZ	2000000267	10/17/2012	44.82
88107000	CAP Move-CWIP	UZ	2000000264	10/17/2012	2.42
88107000	CAP Move-CWIP	UZ	2000000264	10/17/2012	(0.83)
88107000	CAP Move-CWIP	UZ	2000000264	10/17/2012	27.85
88107000	CAP Move-CWIP	UZ	2000000264	10/17/2012	95.73
88107000	CAP Move-CWIP	UZ	2000000264	10/17/2012	(5.66)
88107000	CAP Move-CWIP	UZ	2000000264	10/17/2012	(41.62)
88107000	CAP Move-CWIP	UZ	2000000264	10/17/2012	(0.74)
88107000	CAP Move-CWIP	UZ	2000000264	10/17/2012	(8.48)
88107000	CAP Move-CWIP	UZ	2000000267	10/17/2012	(0.54)
88107000	CAP Move-CWIP	UZ	2000000267	10/17/2012	(1.05)
88107000	CAP Move-CWIP	UZ	2000000267	10/17/2012	(6.67)
88107000	CAP Move-CWIP	UZ	2000000267	10/17/2012	(3.05)
88107000	CAP Move-CWIP	UZ	2000000267	10/17/2012	6.90
88107000	CAP Move-CWIP	UZ	2000000267	10/17/2012	1.24
88107000	CAP Move-CWIP	UZ	2000000267	10/17/2012	246.77
88107000	CAP Move-CWIP	UZ	2000000264	10/17/2012	41.99
88107000	CAP Move-CWIP	UZ	2000000264	10/17/2012	10.45
88107000	CAP Move-CWIP	UZ	2000000264	10/17/2012	23.20
88107000	CAP Move-CWIP	UZ	2000000264	10/17/2012	144.84

Kentucky American Water Company  
Case No. 2012-00520  
Response to PSC DR1, Item 31

Account	Description	Doc Type	Document Number	Posting Date	Amount
88107000	CAP Move-CWIP	UZ	2000000264	10/17/2012	3.65
88107000	CAP Move-CWIP	UZ	2000000267	10/17/2012	1.88
88107000	CAP Move-CWIP	UZ	2000000267	10/17/2012	19.71
88107000	CAP Move-CWIP	UZ	2000000267	10/17/2012	2.59
88107000	CAP Move-CWIP	UZ	2000000267	10/17/2012	2.90
88107000	CAP Move-CWIP	UZ	2000000264	10/17/2012	(52.65)
88107000	CAP Move-CWIP	UZ	2000000264	10/17/2012	(967.20)
88107000	CAP Move-CWIP	UZ	2000000264	10/17/2012	(295.70)
88107000	CAP Move-CWIP	UZ	2000000264	10/17/2012	75.70
88107000	CAP Move-CWIP	UZ	2000000264	10/17/2012	925.96
88107000	CAP Move-CWIP	UZ	2000000264	10/17/2012	(24.20)
88107000	CAP Move-CWIP	UZ	2000000264	10/17/2012	(71.20)
88107000	CAP Move-CWIP	UZ	2000000264	10/17/2012	217.66
88107000	CAP Move-CWIP	UZ	2000000267	10/17/2012	(7.74)
88107000	CAP Move-CWIP	UZ	2000000267	10/17/2012	(61.98)
88107000	CAP Move-CWIP	UZ	2000000267	10/17/2012	(6.93)
88107000	CAP Move-CWIP	UZ	2000000267	10/17/2012	3,027.33
88107000	CAP Move-CWIP	UZ	2000000267	10/17/2012	(7,292.22)
88107000	CAP Move-CWIP	UZ	2000000264	10/17/2012	1,072.64
88107000	CAP Move-CWIP	UZ	2000000264	10/17/2012	(536.32)
88107000	CAP Move-CWIP	UZ	2000000267	10/17/2012	264.20
88107000	CAP Move-CWIP	UZ	2000000267	10/17/2012	76.79
88107000	CAP Move-CWIP	UZ	2000000267	10/17/2012	3.43
88107000	CAP Move-CWIP	UZ	2000000267	10/17/2012	6.67
88107000	CAP Move-CWIP	UZ	2000000267	10/17/2012	19.07
88107000	CAP Move-CWIP	UZ	2000000264	10/17/2012	756.27
88107000	CAP Move-CWIP	UZ	2000000267	10/17/2012	763.20
88107000	CAP Move-CWIP	UZ	2000000267	10/17/2012	3,422.90
88107000	CAP Move-CWIP	UZ	2000000264	10/17/2012	(1,412.67)
88257100	CAP Move-RWIP	UZ	2000000264	10/17/2012	(0.39)
88257100	CAP Move-RWIP	UZ	2000000264	10/17/2012	(1.40)
88257100	CAP Move-RWIP	UZ	2000000264	10/17/2012	(0.09)
88257100	CAP Move-RWIP	UZ	2000000264	10/17/2012	(0.72)
88257100	CAP Move-RWIP	UZ	2000000264	10/17/2012	0.94
88257100	CAP Move-RWIP	UZ	2000000264	10/17/2012	(0.02)
88257100	CAP Move-RWIP	UZ	2000000267	10/17/2012	0.22
88257100	CAP Move-RWIP	UZ	2000000267	10/17/2012	0.07
88257100	CAP Move-RWIP	UZ	2000000267	10/17/2012	0.12
88257100	CAP Move-RWIP	UZ	2000000267	10/17/2012	(0.08)
88257100	CAP Move-RWIP	UZ	2000000267	10/17/2012	(5.39)
88257100	CAP Move-RWIP	UZ	2000000267	10/17/2012	3.12
88257100	CAP Move-RWIP	UZ	2000000267	10/17/2012	(0.62)
88257100	CAP Move-RWIP	UZ	2000000264	10/17/2012	0.17
88257100	CAP Move-RWIP	UZ	2000000264	10/17/2012	0.07
88257100	CAP Move-RWIP	UZ	2000000264	10/17/2012	0.92
88257100	CAP Move-RWIP	UZ	2000000267	10/17/2012	16.84
88257100	CAP Move-RWIP	UZ	2000000267	10/17/2012	0.02
88257100	CAP Move-RWIP	UZ	2000000267	10/17/2012	(16.84)
88257100	CAP Move-RWIP	UZ	2000000267	10/17/2012	29.65
88257100	CAP Move-RWIP	UZ	2000000264	10/17/2012	(101.74)
88257100	CAP Move-RWIP	UZ	2000000267	10/17/2012	(9,695.51)
88257100	CAP Move-RWIP	UZ	2000000264	10/17/2012	(0.87)
88257100	CAP Move-RWIP	UZ	2000000264	10/17/2012	(1.03)
88257100	CAP Move-RWIP	UZ	2000000264	10/17/2012	(0.45)
88257100	CAP Move-RWIP	UZ	2000000264	10/17/2012	(0.13)
88257100	CAP Move-RWIP	UZ	2000000267	10/17/2012	(0.11)
88257100	CAP Move-RWIP	UZ	2000000267	10/17/2012	(69.87)
88257100	CAP Move-RWIP	UZ	2000000267	10/17/2012	(0.50)
88257100	CAP Move-RWIP	UZ	2000000267	10/17/2012	(6.42)
88257100	CAP Move-RWIP	UZ	2000000267	10/17/2012	(0.34)
88257100	CAP Move-RWIP	UZ	2000000267	10/17/2012	(0.26)
88257100	CAP Move-RWIP	UZ	2000000264	10/17/2012	(0.34)
88257100	CAP Move-RWIP	UZ	2000000264	10/17/2012	(0.25)
88257100	CAP Move-RWIP	UZ	2000000264	10/17/2012	(0.19)
88257100	CAP Move-RWIP	UZ	2000000264	10/17/2012	1.00
88257100	CAP Move-RWIP	UZ	2000000264	10/17/2012	19.09
88257100	CAP Move-RWIP	UZ	2000000264	10/17/2012	1.44
88257100	CAP Move-RWIP	UZ	2000000267	10/17/2012	0.65
88257100	CAP Move-RWIP	UZ	2000000267	10/17/2012	(85.96)
88257100	CAP Move-RWIP	UZ	2000000267	10/17/2012	0.06
88257100	CAP Move-RWIP	UZ	2000000267	10/17/2012	1.34
88257100	CAP Move-RWIP	UZ	2000000267	10/17/2012	0.51
88257100	CAP Move-RWIP	UZ	2000000267	10/17/2012	(0.38)
88257100	CAP Move-RWIP	UZ	2000000267	10/17/2012	0.44
88257100	CAP Move-RWIP	UZ	2000000267	10/17/2012	0.06
88257100	CAP Move-RWIP	UZ	2000000267	10/17/2012	(4.81)
88257100	CAP Move-RWIP	UZ	2000000267	10/17/2012	(102.06)



Kentucky American Water Company  
Case No. 2012-00520  
Response to PSC DR1, Item 31

Account	Description	Doc Type	Document Number	Posting Date	Amount
88257100	CAP Move-RWIP	UZ	2000000264	10/17/2012	2.61
88257100	CAP Move-RWIP	UZ	2000000264	10/17/2012	37.55
88257100	CAP Move-RWIP	UZ	2000000264	10/17/2012	0.66
88257100	CAP Move-RWIP	UZ	2000000264	10/17/2012	(85.96)
88257100	CAP Move-RWIP	UZ	2000000267	10/17/2012	(0.17)
88257100	CAP Move-RWIP	UZ	2000000267	10/17/2012	0.10
88257100	CAP Move-RWIP	UZ	2000000267	10/17/2012	0.77
88257100	CAP Move-RWIP	UZ	2000000267	10/17/2012	(0.13)
88257100	CAP Move-RWIP	UZ	2000000267	10/17/2012	2.84
88257100	CAP Move-RWIP	UZ	2000000267	10/17/2012	0.09
88257100	CAP Move-RWIP	UZ	2000000267	10/17/2012	(3.21)
88257100	CAP Move-RWIP	UZ	2000000267	10/17/2012	(0.25)
88257100	CAP Move-RWIP	UZ	2000000267	10/17/2012	1.20
88257100	CAP Move-RWIP	UZ	2000000267	10/17/2012	(0.22)
88257100	CAP Move-RWIP	UZ	2000000267	10/17/2012	1.97
88257100	CAP Move-RWIP	UZ	2000000264	10/17/2012	36.25
88257100	CAP Move-RWIP	UZ	2000000264	10/17/2012	128.24
88257100	CAP Move-RWIP	UZ	2000000264	10/17/2012	40.69
88257100	CAP Move-RWIP	UZ	2000000264	10/17/2012	(56.67)
88257100	CAP Move-RWIP	UZ	2000000264	10/17/2012	(42.09)
88257100	CAP Move-RWIP	UZ	2000000264	10/17/2012	(3,369.96)
88257100	CAP Move-RWIP	UZ	2000000264	10/17/2012	(49.54)
88257100	CAP Move-RWIP	UZ	2000000264	10/17/2012	1,133.96
88257100	CAP Move-RWIP	UZ	2000000264	10/17/2012	(782.01)
88257100	CAP Move-RWIP	UZ	2000000267	10/17/2012	92.09
88257100	CAP Move-RWIP	UZ	2000000267	10/17/2012	(169.30)
88257100	CAP Move-RWIP	UZ	2000000267	10/17/2012	(21.56)
88257100	CAP Move-RWIP	UZ	2000000267	10/17/2012	(6.18)
88257100	CAP Move-RWIP	UZ	2000000267	10/17/2012	(32.82)
88257100	CAP Move-RWIP	UZ	2000000267	10/17/2012	3,679.96
88257100	CAP Move-RWIP	UZ	2000000267	10/17/2012	269.00
88257100	CAP Move-RWIP	UZ	2000000267	10/17/2012	360.80
88257100	CAP Move-RWIP	UZ	2000000267	10/17/2012	1,002.57
88257100	CAP Move-RWIP	UZ	2000000267	10/17/2012	(5.53)
88257100	CAP Move-RWIP	UZ	2000000264	10/17/2012	(5.12)
88257100	CAP Move-RWIP	UZ	2000000264	10/17/2012	(23.30)
88257100	CAP Move-RWIP	UZ	2000000264	10/17/2012	(145.41)
88257100	CAP Move-RWIP	UZ	2000000264	10/17/2012	(10.77)
88257100	CAP Move-RWIP	UZ	2000000264	10/17/2012	(7.52)
88257100	CAP Move-RWIP	UZ	2000000264	10/17/2012	(2.60)
88257100	CAP Move-RWIP	UZ	2000000267	10/17/2012	(2.91)
88257100	CAP Move-RWIP	UZ	2000000267	10/17/2012	310.00
88257100	CAP Move-RWIP	UZ	2000000267	10/17/2012	(19.79)
88257100	CAP Move-RWIP	UZ	2000000267	10/17/2012	(22.89)
88257100	CAP Move-RWIP	UZ	2000000264	10/17/2012	113.92
88257100	CAP Move-RWIP	UZ	2000000264	10/17/2012	18.25
88257100	CAP Move-RWIP	UZ	2000000264	10/17/2012	8.62
88257100	CAP Move-RWIP	UZ	2000000267	10/17/2012	2.28
88257100	CAP Move-RWIP	UZ	2000000267	10/17/2012	3.92
88257100	CAP Move-RWIP	UZ	2000000267	10/17/2012	2.04
88257100	CAP Move-RWIP	UZ	2000000267	10/17/2012	0.79
88257100	CAP Move-RWIP	UZ	2000000267	10/17/2012	15.51
88257100	CAP Move-RWIP	UZ	2000000267	10/17/2012	6.39
88257100	CAP Move-RWIP	UZ	2000000267	10/17/2012	2.24
88257100	CAP Move-RWIP	UZ	2000000264	10/17/2012	55.74
88257100	CAP Move-RWIP	UZ	2000000264	10/17/2012	1.04
88257100	CAP Move-RWIP	UZ	2000000264	10/17/2012	34.47
88257100	CAP Move-RWIP	UZ	2000000267	10/17/2012	1.81
88257100	CAP Move-RWIP	UZ	2000000267	10/17/2012	2.58
88257100	CAP Move-RWIP	UZ	2000000267	10/17/2012	3.64
88257100	CAP Move-RWIP	UZ	2000000264	10/17/2012	648.77
88257100	CAP Move-RWIP	UZ	2000000264	10/17/2012	(2,736.00)
88257100	CAP Move-RWIP	UZ	2000000264	10/17/2012	(8.08)
88257100	CAP Move-RWIP	UZ	2000000264	10/17/2012	(82.54)
88257100	CAP Move-RWIP	UZ	2000000264	10/17/2012	95.73
88257100	CAP Move-RWIP	UZ	2000000264	10/17/2012	620.03
88257100	CAP Move-RWIP	UZ	2000000264	10/17/2012	5.48
88257100	CAP Move-RWIP	UZ	2000000264	10/17/2012	88.93
88257100	CAP Move-RWIP	UZ	2000000264	10/17/2012	1,534.79
88257100	CAP Move-RWIP	UZ	2000000264	10/17/2012	1.32
88257100	CAP Move-RWIP	UZ	2000000264	10/17/2012	360.80
88257100	CAP Move-RWIP	UZ	2000000264	10/17/2012	(55.73)
88257100	CAP Move-RWIP	UZ	2000000267	10/17/2012	3,574.36
88257100	CAP Move-RWIP	UZ	2000000267	10/17/2012	41.67
88257100	CAP Move-RWIP	UZ	2000000267	10/17/2012	6.12
88257100	CAP Move-RWIP	UZ	2000000267	10/17/2012	49.05
88257100	CAP Move-RWIP	UZ	2000000267	10/17/2012	236.74

Kentucky American Water Company  
Case No. 2012-00520  
Response to PSC DR1, Item 31

Account	Description	Doc Type	Document Number	Posting Date	Amount
88257100	CAP Move-RWIP	UZ	2000000267	10/17/2012	(589.24)
88257100	CAP Move-RWIP	UZ	2000000267	10/17/2012	(17.03)
88257100	CAP Move-RWIP	UZ	2000000267	10/17/2012	71.22
88257100	CAP Move-RWIP	UZ	2000000267	10/17/2012	(35.36)
88257100	CAP Move-RWIP	UZ	2000000267	10/17/2012	(1,224.79)
88257100	CAP Move-RWIP	UZ	2000000264	10/17/2012	6.20
88257100	CAP Move-RWIP	UZ	2000000264	10/17/2012	310.00
88257100	CAP Move-RWIP	UZ	2000000264	10/17/2012	0.24
88257100	CAP Move-RWIP	UZ	2000000264	10/17/2012	4.61
88257100	CAP Move-RWIP	UZ	2000000264	10/17/2012	0.35
88257100	CAP Move-RWIP	UZ	2000000264	10/17/2012	6.50
88257100	CAP Move-RWIP	UZ	2000000264	10/17/2012	(6.50)
88257100	CAP Move-RWIP	UZ	2000000264	10/17/2012	0.14
88257100	CAP Move-RWIP	UZ	2000000264	10/17/2012	0.09
88257100	CAP Move-RWIP	UZ	2000000264	10/17/2012	0.08
88257100	CAP Move-RWIP	UZ	2000000267	10/17/2012	0.63
88257100	CAP Move-RWIP	UZ	2000000267	10/17/2012	0.39
88257100	CAP Move-RWIP	UZ	2000000267	10/17/2012	0.74
88257100	CAP Move-RWIP	UZ	2000000264	10/17/2012	378.16
88257100	CAP Move-RWIP	UZ	2000000264	10/17/2012	(13.34)
88257100	CAP Move-RWIP	UZ	2000000264	10/17/2012	162.60
88257100	CAP Move-RWIP	UZ	2000000264	10/17/2012	13.03
88257100	CAP Move-RWIP	UZ	2000000264	10/17/2012	11.07
88257100	CAP Move-RWIP	UZ	2000000264	10/17/2012	25.92
88257100	CAP Move-RWIP	UZ	2000000264	10/17/2012	(2.24)
88257100	CAP Move-RWIP	UZ	2000000264	10/17/2012	1.46
88257100	CAP Move-RWIP	UZ	2000000264	10/17/2012	196.08
88257100	CAP Move-RWIP	UZ	2000000264	10/17/2012	68.88
88257100	CAP Move-RWIP	UZ	2000000264	10/17/2012	71.67
88257100	CAP Move-RWIP	UZ	2000000267	10/17/2012	(5.22)
88257100	CAP Move-RWIP	UZ	2000000267	10/17/2012	(33.57)
88257100	CAP Move-RWIP	UZ	2000000267	10/17/2012	1.63
88257100	CAP Move-RWIP	UZ	2000000267	10/17/2012	26.11
88257100	CAP Move-RWIP	UZ	2000000267	10/17/2012	995.03
88257100	CAP Move-RWIP	UZ	2000000267	10/17/2012	(32.60)
88257100	CAP Move-RWIP	UZ	2000000267	10/17/2012	(204.05)
88257100	CAP Move-RWIP	UZ	2000000267	10/17/2012	(12.73)
88257100	CAP Move-RWIP	UZ	2000000267	10/17/2012	0.62
88257100	CAP Move-RWIP	UZ	2000000267	10/17/2012	151.30
88257100	CAP Move-RWIP	UZ	2000000264	10/17/2012	24.96
88257100	CAP Move-RWIP	UZ	2000000267	10/17/2012	(24.96)
88257100	CAP Move-RWIP	UZ	2000000264	10/17/2012	130.00
88257100	CAP Move-RWIP	UZ	2000000264	10/17/2012	6.43
88257100	CAP Move-RWIP	UZ	2000000264	10/17/2012	21.68
88257100	CAP Move-RWIP	UZ	2000000264	10/17/2012	1.12
88257100	CAP Move-RWIP	UZ	2000000267	10/17/2012	1.56
88257100	CAP Move-RWIP	UZ	2000000264	10/17/2012	0.18
88257100	CAP Move-RWIP	UZ	2000000264	10/17/2012	0.98
88257100	CAP Move-RWIP	UZ	2000000264	10/17/2012	0.11
88257100	CAP Move-RWIP	UZ	2000000264	10/17/2012	6.14
88257100	CAP Move-RWIP	UZ	2000000267	10/17/2012	0.32
88257100	CAP Move-RWIP	UZ	2000000267	10/17/2012	0.46
88257100	CAP Move-RWIP	UZ	2000000267	10/17/2012	0.12
88257100	CAP Move-RWIP	UZ	2000000267	10/17/2012	0.53
88257100	CAP Move-RWIP	UZ	2000000267	10/17/2012	0.84
88257100	CAP Move-RWIP	UZ	2000000264	10/17/2012	140.89
88257100	CAP Move-RWIP	UZ	2000000264	10/17/2012	442.42
88257100	CAP Move-RWIP	UZ	2000000264	10/17/2012	43.86
88257100	CAP Move-RWIP	UZ	2000000267	10/17/2012	3,140.46
88257100	CAP Move-RWIP	UZ	2000000267	10/17/2012	4.90
88257100	CAP Move-RWIP	UZ	2000000267	10/17/2012	(4.72)
88257100	CAP Move-RWIP	UZ	2000000267	10/17/2012	(35.54)
88257100	CAP Move-RWIP	UZ	2000000267	10/17/2012	37.26
88257100	CAP Move-RWIP	UZ	2000000267	10/17/2012	(177.76)
88257100	CAP Move-RWIP	UZ	2000000267	10/17/2012	5.48
88257100	CAP Move-RWIP	UZ	2000000267	10/17/2012	25.18
88257100	CAP Move-RWIP	UZ	2000000267	10/17/2012	24.01
88257100	CAP Move-RWIP	UZ	2000000267	10/17/2012	103.70
88257100	CAP Move-RWIP	UZ	2000000267	10/17/2012	(193.10)
88257100	CAP Move-RWIP	UZ	2000000267	10/17/2012	(4.46)
88257100	CAP Move-RWIP	UZ	2000000267	10/17/2012	(8.94)
88257100	CAP Move-RWIP	UZ	2000000267	10/17/2012	2,090.01
88257100	CAP Move-RWIP	UZ	2000000264	10/17/2012	87.31
88257100	CAP Move-RWIP	UZ	2000000264	10/17/2012	384.67
88257100	CAP Move-RWIP	UZ	2000000264	10/17/2012	(50.68)
88257100	CAP Move-RWIP	UZ	2000000264	10/17/2012	32.00
88257100	CAP Move-RWIP	UZ	2000000264	10/17/2012	(6.27)

Kentucky American Water Company  
Case No. 2012-00520  
Response to PSC DR1, Item 31

Account	Description	Doc Type	Document Number	Posting Date	Amount
88257100	CAP Move-RWIP	UZ	2000000264	10/17/2012	(0.94)
88257100	CAP Move-RWIP	UZ	2000000264	10/17/2012	114.04
88257100	CAP Move-RWIP	UZ	2000000264	10/17/2012	(33.67)
88257100	CAP Move-RWIP	UZ	2000000264	10/17/2012	56.56
88257100	CAP Move-RWIP	UZ	2000000264	10/17/2012	(6.67)
88257100	CAP Move-RWIP	UZ	2000000264	10/17/2012	(59.65)
88257100	CAP Move-RWIP	UZ	2000000264	10/17/2012	1.98
88257100	CAP Move-RWIP	UZ	2000000267	10/17/2012	(458.78)
88257100	CAP Move-RWIP	UZ	2000000267	10/17/2012	(91.98)
88257100	CAP Move-RWIP	UZ	2000000267	10/17/2012	(7.45)
88257100	CAP Move-RWIP	UZ	2000000264	10/17/2012	0.47
88257100	CAP Move-RWIP	UZ	2000000264	10/17/2012	6.58
88257100	CAP Move-RWIP	UZ	2000000264	10/17/2012	82.22
88257100	CAP Move-RWIP	UZ	2000000264	10/17/2012	0.53
88257100	CAP Move-RWIP	UZ	2000000267	10/17/2012	43.02
88257100	CAP Move-RWIP	UZ	2000000267	10/17/2012	9.15
88257100	CAP Move-RWIP	UZ	2000000267	10/17/2012	3.58
88257100	CAP Move-RWIP	UZ	2000000267	10/17/2012	0.59
88257100	CAP Move-RWIP	UZ	2000000267	10/17/2012	27.15
88257100	CAP Move-RWIP	UZ	2000000267	10/17/2012	4.21
88257100	CAP Move-RWIP	UZ	2000000267	10/17/2012	12.73
88257100	CAP Move-RWIP	UZ	2000000267	10/17/2012	(743.40)
88257100	CAP Move-RWIP	UZ	2000000267	10/17/2012	(349.50)
88257100	CAP Move-RWIP	UZ	2000000267	10/17/2012	350.00
88257100	CAP Move-RWIP	UZ	2000000264	10/17/2012	(850.00)
88257100	CAP Move-RWIP	UZ	2000000264	10/17/2012	850.00
88257100	CAP Move-RWIP	UZ	2000000267	10/17/2012	(35,000.00)
88257100	CAP Move-RWIP	UZ	2000000264	10/17/2012	(5,000.00)
88257100	CAP Move-RWIP	UZ	2000000264	10/17/2012	(1,000.00)
88257100	CAP Move-RWIP	UZ	2000000264	10/17/2012	11,746.74
88257100	CAP Move-RWIP	UZ	2000000264	10/17/2012	(49,716.38)
88257100	CAP Move-RWIP	UZ	2000000267	10/17/2012	42,836.55
88257100	CAP Move-RWIP	UZ	2000000264	10/17/2012	(95.00)
88257100	CAP Move-RWIP	UZ	2000000264	10/17/2012	0.20
88257100	CAP Move-RWIP	UZ	2000000264	10/17/2012	1.76
88257100	CAP Move-RWIP	UZ	2000000264	10/17/2012	33.37
88257100	CAP Move-RWIP	UZ	2000000267	10/17/2012	2.53
88257100	CAP Move-RWIP	UZ	2000000267	10/17/2012	1.12
88257100	CAP Move-RWIP	UZ	2000000267	10/17/2012	2.33
88257100	CAP Move-RWIP	UZ	2000000267	10/17/2012	(94.83)
88257100	CAP Move-RWIP	UZ	2000000267	10/17/2012	1.53
88257100	CAP Move-RWIP	UZ	2000000267	10/17/2012	0.22
88257100	CAP Move-RWIP	UZ	2000000267	10/17/2012	1.80
88257100	CAP Move-RWIP	UZ	2000000264	10/17/2012	(46.76)
88257100	CAP Move-RWIP	UZ	2000000264	10/17/2012	(2.38)
88257100	CAP Move-RWIP	UZ	2000000264	10/17/2012	(5.23)
88257100	CAP Move-RWIP	UZ	2000000264	10/17/2012	(39.73)
88257100	CAP Move-RWIP	UZ	2000000264	10/17/2012	(7.05)
88257100	CAP Move-RWIP	UZ	2000000267	10/17/2012	(291.88)
88257100	CAP Move-RWIP	UZ	2000000267	10/17/2012	(58.54)
88257100	CAP Move-RWIP	UZ	2000000267	10/17/2012	(21.44)
88257100	CAP Move-RWIP	UZ	2000000267	10/17/2012	(5.84)
88257100	CAP Move-RWIP	UZ	2000000264	10/17/2012	0.39
88257100	CAP Move-RWIP	UZ	2000000264	10/17/2012	21.64
88257100	CAP Move-RWIP	UZ	2000000264	10/17/2012	0.28
88257100	CAP Move-RWIP	UZ	2000000264	10/17/2012	2.95
88257100	CAP Move-RWIP	UZ	2000000264	10/17/2012	6.28
88257100	CAP Move-RWIP	UZ	2000000267	10/17/2012	3.47
88257100	CAP Move-RWIP	UZ	2000000267	10/17/2012	0.43
88257100	CAP Move-RWIP	UZ	2000000267	10/17/2012	0.55
88257100	CAP Move-RWIP	UZ	2000000267	10/17/2012	1.56
88257100	CAP Move-RWIP	UZ	2000000264	10/17/2012	8.56
88257100	CAP Move-RWIP	UZ	2000000264	10/17/2012	118.70
88257100	CAP Move-RWIP	UZ	2000000264	10/17/2012	34.50
88257100	CAP Move-RWIP	UZ	2000000264	10/17/2012	1.54
88257100	CAP Move-RWIP	UZ	2000000264	10/17/2012	2.99
88257100	CAP Move-RWIP	UZ	2000000264	10/17/2012	7.64
88257100	CAP Move-RWIP	UZ	2000000267	10/17/2012	(156.96)
88271170	CAP Move-CIAC NT WIP	UZ	2000000264	10/17/2012	3,622.44
88271170	CAP Move-CIAC NT WIP	UZ	2000000267	10/17/2012	(70,668.00)
88271270	CAP Move-CIAC Tx WIP	UZ	2000000264	10/17/2012	(27,125.00)
88271270	CAP Move-CIAC Tx WIP	UZ	2000000264	10/17/2012	(3,268.00)
88271270	CAP Move-CIAC Tx WIP	UZ	2000000267	10/17/2012	(644.00)
88271270	CAP Move-CIAC Tx WIP	UZ	2000000264	10/17/2012	(1,882.00)
88900000	CAP Move-Settlement	UZ	2000000264	10/17/2012	(24.06)
88900000	CAP Move-Settlement	UZ	2000000264	10/17/2012	(31.58)
88900000	CAP Move-Settlement	UZ	2000000264	10/17/2012	(45.35)

Kentucky American Water Company  
Case No. 2012-00520  
Response to PSC DR1, Item 31

Account	Description	Doc Type	Document Number	Posting Date	Amount
88900000	CAP Move-Settlement	UZ	2000000267	10/17/2012	(601.68)
88900000	CAP Move-Settlement	UZ	2000000267	10/17/2012	(50.77)
88900000	CAP Move-Settlement	UZ	2000000264	10/17/2012	(3,622.44)
88900000	CAP Move-Settlement	UZ	2000000264	10/17/2012	(3,594.00)
88900000	CAP Move-Settlement	UZ	2000000264	10/17/2012	(316.62)
88900000	CAP Move-Settlement	UZ	2000000264	10/17/2012	(62.04)
88900000	CAP Move-Settlement	UZ	2000000267	10/17/2012	(182.72)
88900000	CAP Move-Settlement	UZ	2000000267	10/17/2012	(268.99)
88900000	CAP Move-Settlement	UZ	2000000267	10/17/2012	(35.38)
88900000	CAP Move-Settlement	UZ	2000000267	10/17/2012	(2,481.48)
88900000	CAP Move-Settlement	UZ	2000000267	10/17/2012	(494.90)
88900000	CAP Move-Settlement	UZ	2000000267	10/17/2012	(39.53)
88900000	CAP Move-Settlement	UZ	2000000264	10/17/2012	(55,005.00)
88900000	CAP Move-Settlement	UZ	2000000264	10/17/2012	(48.61)
88900000	CAP Move-Settlement	UZ	2000000264	10/17/2012	(143.89)
88900000	CAP Move-Settlement	UZ	2000000264	10/17/2012	18.96
88900000	CAP Move-Settlement	UZ	2000000264	10/17/2012	54,200.00
88900000	CAP Move-Settlement	UZ	2000000264	10/17/2012	2,892.16
88900000	CAP Move-Settlement	UZ	2000000264	10/17/2012	(1,944.00)
88900000	CAP Move-Settlement	UZ	2000000264	10/17/2012	16.97
88900000	CAP Move-Settlement	UZ	2000000264	10/17/2012	741.78
88900000	CAP Move-Settlement	UZ	2000000267	10/17/2012	58.52
88900000	CAP Move-Settlement	UZ	2000000267	10/17/2012	(353.88)
88900000	CAP Move-Settlement	UZ	2000000267	10/17/2012	55,055.00
88900000	CAP Move-Settlement	UZ	2000000267	10/17/2012	129.04
88900000	CAP Move-Settlement	UZ	2000000267	10/17/2012	210.68
88900000	CAP Move-Settlement	UZ	2000000267	10/17/2012	151.90
88900000	CAP Move-Settlement	UZ	2000000264	10/17/2012	(261.00)
88900000	CAP Move-Settlement	UZ	2000000264	10/17/2012	(410.52)
88900000	CAP Move-Settlement	UZ	2000000267	10/17/2012	(1,788.48)
88900000	CAP Move-Settlement	UZ	2000000267	10/17/2012	(44.70)
88900000	CAP Move-Settlement	UZ	2000000267	10/17/2012	(131.14)
88900000	CAP Move-Settlement	UZ	2000000264	10/17/2012	(29.64)
88900000	CAP Move-Settlement	UZ	2000000264	10/17/2012	(344.67)
88900000	CAP Move-Settlement	UZ	2000000264	10/17/2012	(1,156.47)
88900000	CAP Move-Settlement	UZ	2000000264	10/17/2012	65.14
88900000	CAP Move-Settlement	UZ	2000000264	10/17/2012	(7.76)
88900000	CAP Move-Settlement	UZ	2000000264	10/17/2012	(6.95)
88900000	CAP Move-Settlement	UZ	2000000264	10/17/2012	582.24
88900000	CAP Move-Settlement	UZ	2000000267	10/17/2012	(62.17)
88900000	CAP Move-Settlement	UZ	2000000267	10/17/2012	259.84
88900000	CAP Move-Settlement	UZ	2000000267	10/17/2012	(113.78)
88900000	CAP Move-Settlement	UZ	2000000267	10/17/2012	(52.82)
88900000	CAP Move-Settlement	UZ	2000000267	10/17/2012	43.72
88900000	CAP Move-Settlement	UZ	2000000267	10/17/2012	(4,739.10)
88900000	CAP Move-Settlement	UZ	2000000264	10/17/2012	270.21
88900000	CAP Move-Settlement	UZ	2000000264	10/17/2012	39.12
88900000	CAP Move-Settlement	UZ	2000000264	10/17/2012	1,564.65
88900000	CAP Move-Settlement	UZ	2000000267	10/17/2012	212.95
88900000	CAP Move-Settlement	UZ	2000000267	10/17/2012	28.01
88900000	CAP Move-Settlement	UZ	2000000267	10/17/2012	31.29
88900000	CAP Move-Settlement	UZ	2000000267	10/17/2012	125.03
88900000	CAP Move-Settlement	UZ	2000000267	10/17/2012	250.66
88900000	CAP Move-Settlement	UZ	2000000264	10/17/2012	86.28
88900000	CAP Move-Settlement	UZ	2000000264	10/17/2012	9.64
88900000	CAP Move-Settlement	UZ	2000000264	10/17/2012	1.73
88900000	CAP Move-Settlement	UZ	2000000264	10/17/2012	10.77
88900000	CAP Move-Settlement	UZ	2000000267	10/17/2012	538.56
88900000	CAP Move-Settlement	UZ	2000000267	10/17/2012	139.80
88900000	CAP Move-Settlement	UZ	2000000267	10/17/2012	39.15
88900000	CAP Move-Settlement	UZ	2000000267	10/17/2012	73.30
88900000	CAP Move-Settlement	UZ	2000000264	10/17/2012	56.72
88900000	CAP Move-Settlement	UZ	2000000264	10/17/2012	6.07
88900000	CAP Move-Settlement	UZ	2000000264	10/17/2012	416.74
88900000	CAP Move-Settlement	UZ	2000000264	10/17/2012	(387.41)
88900000	CAP Move-Settlement	UZ	2000000264	10/17/2012	104.28
88900000	CAP Move-Settlement	UZ	2000000264	10/17/2012	8.33
88900000	CAP Move-Settlement	UZ	2000000264	10/17/2012	30.28
88900000	CAP Move-Settlement	UZ	2000000267	10/17/2012	66.76
88900000	CAP Move-Settlement	UZ	2000000267	10/17/2012	(485.48)
88900000	CAP Move-Settlement	UZ	2000000267	10/17/2012	9.20
88900000	CAP Move-Settlement	UZ	2000000267	10/17/2012	7.46
88900000	CAP Move-Settlement	UZ	2000000267	10/17/2012	387.41
88900000	CAP Move-Settlement	UZ	2000000264	10/17/2012	8.10
88900000	CAP Move-Settlement	UZ	2000000264	10/17/2012	139.80
88900000	CAP Move-Settlement	UZ	2000000264	10/17/2012	538.56
88900000	CAP Move-Settlement	UZ	2000000264	10/17/2012	(11.85)

Kentucky American Water Company  
Case No. 2012-00520  
Response to PSC DR1, Item 31

Account	Description	Doc Type	Document Number	Posting Date	Amount
88900000	CAP Move-Settlement	UZ	2000000264	10/17/2012	(8.34)
88900000	CAP Move-Settlement	UZ	2000000264	10/17/2012	1.72
88900000	CAP Move-Settlement	UZ	2000000264	10/17/2012	39.14
88900000	CAP Move-Settlement	UZ	2000000264	10/17/2012	61.58
88900000	CAP Move-Settlement	UZ	2000000267	10/17/2012	(93.97)
88900000	CAP Move-Settlement	UZ	2000000267	10/17/2012	9.05
88900000	CAP Move-Settlement	UZ	2000000267	10/17/2012	(311.89)
88900000	CAP Move-Settlement	UZ	2000000267	10/17/2012	72.48
88900000	CAP Move-Settlement	UZ	2000000267	10/17/2012	(21.87)
88900000	CAP Move-Settlement	UZ	2000000264	10/17/2012	(12.28)
88900000	CAP Move-Settlement	UZ	2000000264	10/17/2012	7.26
88900000	CAP Move-Settlement	UZ	2000000264	10/17/2012	(1.35)
88900000	CAP Move-Settlement	UZ	2000000264	10/17/2012	(59.13)
88900000	CAP Move-Settlement	UZ	2000000264	10/17/2012	(172.24)
88900000	CAP Move-Settlement	UZ	2000000267	10/17/2012	(12.05)
88900000	CAP Move-Settlement	UZ	2000000267	10/17/2012	(1,468.80)
88900000	CAP Move-Settlement	UZ	2000000267	10/17/2012	(10.23)
88900000	CAP Move-Settlement	UZ	2000000267	10/17/2012	10.88
88900000	CAP Move-Settlement	UZ	2000000267	10/17/2012	(1.50)
88900000	CAP Move-Settlement	UZ	2000000267	10/17/2012	(0.86)
88900000	CAP Move-Settlement	UZ	2000000267	10/17/2012	97.04
88900000	CAP Move-Settlement	UZ	2000000264	10/17/2012	(37,772.13)
88900000	CAP Move-Settlement	UZ	2000000264	10/17/2012	9,500.00
88900000	CAP Move-Settlement	UZ	2000000267	10/17/2012	(9,500.00)
88900000	CAP Move-Settlement	UZ	2000000267	10/17/2012	9,500.00
88900000	CAP Move-Settlement	UZ	2000000264	10/17/2012	35.19
88900000	CAP Move-Settlement	UZ	2000000264	10/17/2012	107.38
88900000	CAP Move-Settlement	UZ	2000000264	10/17/2012	9.63
88900000	CAP Move-Settlement	UZ	2000000264	10/17/2012	77.17
88900000	CAP Move-Settlement	UZ	2000000267	10/17/2012	8.62
88900000	CAP Move-Settlement	UZ	2000000267	10/17/2012	12.21
88900000	CAP Move-Settlement	UZ	2000000267	10/17/2012	65.56
88900000	CAP Move-Settlement	UZ	2000000267	10/17/2012	9.36
88900000	CAP Move-Settlement	UZ	2000000267	10/17/2012	481.74
88900000	CAP Move-Settlement	UZ	2000000264	10/17/2012	21.16
88900000	CAP Move-Settlement	UZ	2000000264	10/17/2012	29.57
88900000	CAP Move-Settlement	UZ	2000000264	10/17/2012	184.56
88900000	CAP Move-Settlement	UZ	2000000264	10/17/2012	25.12
88900000	CAP Move-Settlement	UZ	2000000267	10/17/2012	9.69
88900000	CAP Move-Settlement	UZ	2000000267	10/17/2012	7.38
88900000	CAP Move-Settlement	UZ	2000000267	10/17/2012	3.30
88900000	CAP Move-Settlement	UZ	2000000267	10/17/2012	3.69
88900000	CAP Move-Settlement	UZ	2000000267	10/17/2012	13.80
88900000	CAP Move-Settlement	UZ	2000000267	10/17/2012	338,619.83
88900000	CAP Move-Settlement	UZ	2000000264	10/17/2012	(39.70)
88900000	CAP Move-Settlement	UZ	2000000264	10/17/2012	(27.62)
88900000	CAP Move-Settlement	UZ	2000000267	10/17/2012	(44.41)
88900000	CAP Move-Settlement	UZ	2000000267	10/17/2012	(21.07)
88900000	CAP Move-Settlement	UZ	2000000267	10/17/2012	(526.47)
88900000	CAP Move-Settlement	UZ	2000000267	10/17/2012	45,000.00
88900000	CAP Move-Settlement	UZ	2000000264	10/17/2012	(40,263.89)
88900000	CAP Move-Settlement	UZ	2000000264	10/17/2012	(72.33)
88900000	CAP Move-Settlement	UZ	2000000264	10/17/2012	38.28
88900000	CAP Move-Settlement	UZ	2000000264	10/17/2012	656.25
88900000	CAP Move-Settlement	UZ	2000000264	10/17/2012	26.25
88900000	CAP Move-Settlement	UZ	2000000264	10/17/2012	34.45
88900000	CAP Move-Settlement	UZ	2000000264	10/17/2012	(27.61)
88900000	CAP Move-Settlement	UZ	2000000264	10/17/2012	46,259.35
88900000	CAP Move-Settlement	UZ	2000000264	10/17/2012	(896.73)
88900000	CAP Move-Settlement	UZ	2000000264	10/17/2012	109.00
88900000	CAP Move-Settlement	UZ	2000000264	10/17/2012	5.63
88900000	CAP Move-Settlement	UZ	2000000267	10/17/2012	48.59
88900000	CAP Move-Settlement	UZ	2000000267	10/17/2012	(67.59)
88900000	CAP Move-Settlement	UZ	2000000267	10/17/2012	(47.09)
88900000	CAP Move-Settlement	UZ	2000000267	10/17/2012	(150.80)
88900000	CAP Move-Settlement	UZ	2000000267	10/17/2012	(76.11)
88900000	CAP Move-Settlement	UZ	2000000267	10/17/2012	(19.69)
88900000	CAP Move-Settlement	UZ	2000000267	10/17/2012	(15.00)
88900000	CAP Move-Settlement	UZ	2000000267	10/17/2012	(375.00)
88900000	CAP Move-Settlement	UZ	2000000267	10/17/2012	45.06
88900000	CAP Move-Settlement	UZ	2000000267	10/17/2012	5.03
88900000	CAP Move-Settlement	UZ	2000000267	10/17/2012	(35.88)
88900000	CAP Move-Settlement	UZ	2000000264	10/17/2012	24,300.70
88900000	CAP Move-Settlement	UZ	2000000264	10/17/2012	(71,734.31)
88900000	CAP Move-Settlement	UZ	2000000264	10/17/2012	(17.18)
88900000	CAP Move-Settlement	UZ	2000000264	10/17/2012	(6.79)
88900000	CAP Move-Settlement	UZ	2000000267	10/17/2012	1,684.20

Kentucky American Water Company  
Case No. 2012-00520  
Response to PSC DR1, Item 31

Account	Description	Doc Type	Document Number	Posting Date	Amount
88900000	CAP Move-Settlement	UZ	2000000267	10/17/2012	(2,964.99)
88900000	CAP Move-Settlement	UZ	2000000267	10/17/2012	(91.68)
88900000	CAP Move-Settlement	UZ	2000000267	10/17/2012	(1,684.20)
88900000	CAP Move-Settlement	UZ	2000000267	10/17/2012	(2.30)
88900000	CAP Move-Settlement	UZ	2000000264	10/17/2012	10,173.85
88900000	CAP Move-Settlement	UZ	2000000264	10/17/2012	10,205.80
88900000	CAP Move-Settlement	UZ	2000000264	10/17/2012	50.40
88900000	CAP Move-Settlement	UZ	2000000264	10/17/2012	12.84
88900000	CAP Move-Settlement	UZ	2000000264	10/17/2012	25.68
88900000	CAP Move-Settlement	UZ	2000000264	10/17/2012	6,987.40
88900000	CAP Move-Settlement	UZ	2000000264	10/17/2012	87.34
88900000	CAP Move-Settlement	UZ	2000000267	10/17/2012	102.81
88900000	CAP Move-Settlement	UZ	2000000267	10/17/2012	44.74
88900000	CAP Move-Settlement	UZ	2000000267	10/17/2012	11.49
88900000	CAP Move-Settlement	UZ	2000000267	10/17/2012	33.70
88900000	CAP Move-Settlement	UZ	2000000267	10/17/2012	641.76
88900000	CAP Move-Settlement	UZ	2000000264	10/17/2012	19.26
88900000	CAP Move-Settlement	UZ	2000000264	10/17/2012	(144.39)
88900000	CAP Move-Settlement	UZ	2000000264	10/17/2012	8,596.46
88900000	CAP Move-Settlement	UZ	2000000264	10/17/2012	(100.23)
88900000	CAP Move-Settlement	UZ	2000000264	10/17/2012	(51.40)
88900000	CAP Move-Settlement	UZ	2000000264	10/17/2012	33.56
88900000	CAP Move-Settlement	UZ	2000000267	10/17/2012	481.32
88900000	CAP Move-Settlement	UZ	2000000267	10/17/2012	(43.67)
88900000	CAP Move-Settlement	UZ	2000000267	10/17/2012	(5.74)
88900000	CAP Move-Settlement	UZ	2000000267	10/17/2012	(1,909.23)
88900000	CAP Move-Settlement	UZ	2000000267	10/17/2012	(6.42)
88900000	CAP Move-Settlement	UZ	2000000267	10/17/2012	37.80
88900000	CAP Move-Settlement	UZ	2000000267	10/17/2012	(65.26)
88900000	CAP Move-Settlement	UZ	2000000267	10/17/2012	25.27
88900000	CAP Move-Settlement	UZ	2000000267	10/17/2012	(133.32)
88900000	CAP Move-Settlement	UZ	2000000264	10/17/2012	10,205.80
88900000	CAP Move-Settlement	UZ	2000000264	10/17/2012	12.84
88900000	CAP Move-Settlement	UZ	2000000264	10/17/2012	22.37
88900000	CAP Move-Settlement	UZ	2000000264	10/17/2012	(77.11)
88900000	CAP Move-Settlement	UZ	2000000264	10/17/2012	(120.63)
88900000	CAP Move-Settlement	UZ	2000000264	10/17/2012	16.85
88900000	CAP Move-Settlement	UZ	2000000264	10/17/2012	8,596.46
88900000	CAP Move-Settlement	UZ	2000000267	10/17/2012	(197.09)
88900000	CAP Move-Settlement	UZ	2000000267	10/17/2012	25.20
88900000	CAP Move-Settlement	UZ	2000000267	10/17/2012	(9.63)
88900000	CAP Move-Settlement	UZ	2000000267	10/17/2012	(65.51)
88900000	CAP Move-Settlement	UZ	2000000267	10/17/2012	(8.62)
88900000	CAP Move-Settlement	UZ	2000000267	10/17/2012	(283.95)
88900000	CAP Move-Settlement	UZ	2000000267	10/17/2012	320.88
88900000	CAP Move-Settlement	UZ	2000000267	10/17/2012	(261.93)
88900000	CAP Move-Settlement	UZ	2000000267	10/17/2012	(3,754.28)
88900000	CAP Move-Settlement	UZ	2000000264	10/17/2012	(35.83)
88900000	CAP Move-Settlement	UZ	2000000264	10/17/2012	(470.64)
88900000	CAP Move-Settlement	UZ	2000000267	10/17/2012	(1,698.77)
88900000	CAP Move-Settlement	UZ	2000000264	10/17/2012	(2,196.32)
88900000	CAP Move-Settlement	UZ	2000000267	10/17/2012	(2,196.32)
88900000	CAP Move-Settlement	UZ	2000000264	10/17/2012	6.60
88900000	CAP Move-Settlement	UZ	2000000264	10/17/2012	31.09
88900000	CAP Move-Settlement	UZ	2000000264	10/17/2012	125.81
88900000	CAP Move-Settlement	UZ	2000000267	10/17/2012	9.14
88900000	CAP Move-Settlement	UZ	2000000264	10/17/2012	(51.18)
88900000	CAP Move-Settlement	UZ	2000000264	10/17/2012	(20.90)
88900000	CAP Move-Settlement	UZ	2000000264	10/17/2012	(169.38)
88900000	CAP Move-Settlement	UZ	2000000264	10/17/2012	(529.59)
88900000	CAP Move-Settlement	UZ	2000000267	10/17/2012	(144.92)
88900000	CAP Move-Settlement	UZ	2000000267	10/17/2012	(6.76)
88900000	CAP Move-Settlement	UZ	2000000264	10/17/2012	(204.75)
88900000	CAP Move-Settlement	UZ	2000000264	10/17/2012	156.14
88900000	CAP Move-Settlement	UZ	2000000264	10/17/2012	(1,529.29)
88900000	CAP Move-Settlement	UZ	2000000264	10/17/2012	2,130.48
88900000	CAP Move-Settlement	UZ	2000000264	10/17/2012	444.27
88900000	CAP Move-Settlement	UZ	2000000264	10/17/2012	(126.14)
88900000	CAP Move-Settlement	UZ	2000000264	10/17/2012	37.82
88900000	CAP Move-Settlement	UZ	2000000264	10/17/2012	(1,539.30)
88900000	CAP Move-Settlement	UZ	2000000264	10/17/2012	5,467.13
88900000	CAP Move-Settlement	UZ	2000000264	10/17/2012	(6,467.13)
88900000	CAP Move-Settlement	UZ	2000000264	10/17/2012	33.85
88900000	CAP Move-Settlement	UZ	2000000264	10/17/2012	(91.57)
88900000	CAP Move-Settlement	UZ	2000000267	10/17/2012	302.96
88900000	CAP Move-Settlement	UZ	2000000267	10/17/2012	65.46
88900000	CAP Move-Settlement	UZ	2000000267	10/17/2012	(449.18)

Kentucky American Water Company  
Case No. 2012-00520  
Response to PSC DR1, Item 31

Account	Description	Doc Type	Document Number	Posting Date	Amount
88900000	CAP Move-Settlement	UZ	2000000267	10/17/2012	89.64
88900000	CAP Move-Settlement	UZ	2000000267	10/17/2012	(1,163.88)
88900000	CAP Move-Settlement	UZ	2000000267	10/17/2012	257.39
88900000	CAP Move-Settlement	UZ	2000000267	10/17/2012	(66.94)
88900000	CAP Move-Settlement	UZ	2000000264	10/17/2012	(1,278.00)
88900000	CAP Move-Settlement	UZ	2000000264	10/17/2012	(1,119.73)
88900000	CAP Move-Settlement	UZ	2000000267	10/17/2012	278.00
88900000	CAP Move-Settlement	UZ	2000000264	10/17/2012	(255.36)
88900000	CAP Move-Settlement	UZ	2000000264	10/17/2012	(1,435.52)
88900000	CAP Move-Settlement	UZ	2000000264	10/17/2012	(37.53)
88900000	CAP Move-Settlement	UZ	2000000264	10/17/2012	(115.77)
88900000	CAP Move-Settlement	UZ	2000000264	10/17/2012	(21.35)
88900000	CAP Move-Settlement	UZ	2000000267	10/17/2012	(96.82)
88900000	CAP Move-Settlement	UZ	2000000267	10/17/2012	(2,472.59)
88900000	CAP Move-Settlement	UZ	2000000267	10/17/2012	(290.88)
88900000	CAP Move-Settlement	UZ	2000000267	10/17/2012	(524.11)
88900000	CAP Move-Settlement	UZ	2000000267	10/17/2012	(33.59)
88900000	CAP Move-Settlement	UZ	2000000267	10/17/2012	(300.58)
88900000	CAP Move-Settlement	UZ	2000000264	10/17/2012	120.60
88900000	CAP Move-Settlement	UZ	2000000264	10/17/2012	1,658.07
88900000	CAP Move-Settlement	UZ	2000000264	10/17/2012	86.57
88900000	CAP Move-Settlement	UZ	2000000267	10/17/2012	399.55
88900000	CAP Move-Settlement	UZ	2000000267	10/17/2012	29.68
88900000	CAP Move-Settlement	UZ	2000000267	10/17/2012	265.62
88900000	CAP Move-Settlement	UZ	2000000267	10/17/2012	225.66
88900000	CAP Move-Settlement	UZ	2000000267	10/17/2012	33.16
88900000	CAP Move-Settlement	UZ	2000000264	10/17/2012	(1,229.00)
88900000	CAP Move-Settlement	UZ	2000000267	10/17/2012	1,229.00
88900000	CAP Move-Settlement	UZ	2000000264	10/17/2012	(95.55)
88900000	CAP Move-Settlement	UZ	2000000264	10/17/2012	(5.08)
88900000	CAP Move-Settlement	UZ	2000000264	10/17/2012	(32.90)
88900000	CAP Move-Settlement	UZ	2000000264	10/17/2012	(13.16)
88900000	CAP Move-Settlement	UZ	2000000264	10/17/2012	(250.35)
88900000	CAP Move-Settlement	UZ	2000000267	10/17/2012	(15.49)
88900000	CAP Move-Settlement	UZ	2000000267	10/17/2012	(1,296.25)
88900000	CAP Move-Settlement	UZ	2000000267	10/17/2012	(1.93)
88900000	CAP Move-Settlement	UZ	2000000267	10/17/2012	(1.73)
88900000	CAP Move-Settlement	UZ	2000000264	10/17/2012	(3,657.95)
88900000	CAP Move-Settlement	UZ	2000000264	10/17/2012	(3,234.09)
88900000	CAP Move-Settlement	UZ	2000000264	10/17/2012	(297.07)
88900000	CAP Move-Settlement	UZ	2000000264	10/17/2012	69.54
88900000	CAP Move-Settlement	UZ	2000000264	10/17/2012	17.85
88900000	CAP Move-Settlement	UZ	2000000264	10/17/2012	135.76
88900000	CAP Move-Settlement	UZ	2000000264	10/17/2012	(1,163.88)
88900000	CAP Move-Settlement	UZ	2000000264	10/17/2012	(867.75)
88900000	CAP Move-Settlement	UZ	2000000264	10/17/2012	182.82
88900000	CAP Move-Settlement	UZ	2000000264	10/17/2012	(131.26)
88900000	CAP Move-Settlement	UZ	2000000264	10/17/2012	(116.93)
88900000	CAP Move-Settlement	UZ	2000000267	10/17/2012	105.87
88900000	CAP Move-Settlement	UZ	2000000267	10/17/2012	159.80
88900000	CAP Move-Settlement	UZ	2000000267	10/17/2012	10,870.84
88900000	CAP Move-Settlement	UZ	2000000267	10/17/2012	(11,870.84)
88900000	CAP Move-Settlement	UZ	2000000267	10/17/2012	546.13
88900000	CAP Move-Settlement	UZ	2000000267	10/17/2012	19.95
88900000	CAP Move-Settlement	UZ	2000000267	10/17/2012	2,522.61
88900000	CAP Move-Settlement	UZ	2000000267	10/17/2012	(413.69)
88900000	CAP Move-Settlement	UZ	2000000264	10/17/2012	(1,000.00)
88900000	CAP Move-Settlement	UZ	2000000264	10/17/2012	469.07
88900000	CAP Move-Settlement	UZ	2000000264	10/17/2012	63.84
88900000	CAP Move-Settlement	UZ	2000000264	10/17/2012	8.40
88900000	CAP Move-Settlement	UZ	2000000264	10/17/2012	75.15
88900000	CAP Move-Settlement	UZ	2000000267	10/17/2012	9.38
88900000	CAP Move-Settlement	UZ	2000000267	10/17/2012	24.26
88900000	CAP Move-Settlement	UZ	2000000267	10/17/2012	34.73
88900000	CAP Move-Settlement	UZ	2000000267	10/17/2012	16.51
88900000	CAP Move-Settlement	UZ	2000000267	10/17/2012	73.83
88900000	CAP Move-Settlement	UZ	2000000264	10/17/2012	(50.02)
88900000	CAP Move-Settlement	UZ	2000000264	10/17/2012	(7.35)
88900000	CAP Move-Settlement	UZ	2000000264	10/17/2012	(7.22)
88900000	CAP Move-Settlement	UZ	2000000264	10/17/2012	(367.49)
88900000	CAP Move-Settlement	UZ	2000000264	10/17/2012	(12.63)
88900000	CAP Move-Settlement	UZ	2000000267	10/17/2012	(2.54)
88900000	CAP Move-Settlement	UZ	2000000267	10/17/2012	(6.58)
88900000	CAP Move-Settlement	UZ	2000000267	10/17/2012	(27.80)
88900000	CAP Move-Settlement	UZ	2000000267	10/17/2012	(58.87)
88900000	CAP Move-Settlement	UZ	2000000267	10/17/2012	(20.62)
88900000	CAP Move-Settlement	UZ	2000000264	10/17/2012	(21,300.30)

Kentucky American Water Company  
Case No. 2012-00520  
Response to PSC DR1, Item 31

Account	Description	Doc Type	Document Number	Posting Date	Amount
88900000	CAP Move-Settlement	UZ	2000000264	10/17/2012	382.41
88900000	CAP Move-Settlement	UZ	2000000264	10/17/2012	13.41
88900000	CAP Move-Settlement	UZ	2000000264	10/17/2012	(21.54)
88900000	CAP Move-Settlement	UZ	2000000264	10/17/2012	(8.05)
88900000	CAP Move-Settlement	UZ	2000000264	10/17/2012	(2.63)
88900000	CAP Move-Settlement	UZ	2000000264	10/17/2012	(14.69)
88900000	CAP Move-Settlement	UZ	2000000264	10/17/2012	15.68
88900000	CAP Move-Settlement	UZ	2000000264	10/17/2012	28.34
88900000	CAP Move-Settlement	UZ	2000000267	10/17/2012	20,300.30
88900000	CAP Move-Settlement	UZ	2000000267	10/17/2012	13.32
88900000	CAP Move-Settlement	UZ	2000000267	10/17/2012	58.60
88900000	CAP Move-Settlement	UZ	2000000267	10/17/2012	(4.71)
88900000	CAP Move-Settlement	UZ	2000000267	10/17/2012	1.96
88900000	CAP Move-Settlement	UZ	2000000267	10/17/2012	19.77
88900000	CAP Move-Settlement	UZ	2000000267	10/17/2012	(284.54)
88900000	CAP Move-Settlement	UZ	2000000267	10/17/2012	(277.93)
88900000	CAP Move-Settlement	UZ	2000000267	10/17/2012	1.75
88900000	CAP Move-Settlement	UZ	2000000264	10/17/2012	(2,354.39)
88900000	CAP Move-Settlement	UZ	2000000267	10/17/2012	(2,001.75)
88900000	CAP Move-Settlement	UZ	2000000264	10/17/2012	(692.46)
88900000	CAP Move-Settlement	UZ	2000000267	10/17/2012	(1,911.96)
88900000	CAP Move-Settlement	UZ	2000000264	10/17/2012	22.20
88900000	CAP Move-Settlement	UZ	2000000264	10/17/2012	35.90
88900000	CAP Move-Settlement	UZ	2000000264	10/17/2012	(0.53)
88900000	CAP Move-Settlement	UZ	2000000264	10/17/2012	(280.62)
88900000	CAP Move-Settlement	UZ	2000000264	10/17/2012	87.88
88900000	CAP Move-Settlement	UZ	2000000264	10/17/2012	13,300.40
88900000	CAP Move-Settlement	UZ	2000000264	10/17/2012	(371.40)
88900000	CAP Move-Settlement	UZ	2000000264	10/17/2012	20.52
88900000	CAP Move-Settlement	UZ	2000000264	10/17/2012	2.48
88900000	CAP Move-Settlement	UZ	2000000264	10/17/2012	18.86
88900000	CAP Move-Settlement	UZ	2000000267	10/17/2012	(6.70)
88900000	CAP Move-Settlement	UZ	2000000267	10/17/2012	6,938.91
88900000	CAP Move-Settlement	UZ	2000000267	10/17/2012	2.77
88900000	CAP Move-Settlement	UZ	2000000267	10/17/2012	(3,726.78)
88900000	CAP Move-Settlement	UZ	2000000267	10/17/2012	348.94
88900000	CAP Move-Settlement	UZ	2000000267	10/17/2012	1,229.40
88900000	CAP Move-Settlement	UZ	2000000264	10/17/2012	550.00
88900000	CAP Move-Settlement	UZ	2000000267	10/17/2012	27,125.00
88900000	CAP Move-Settlement	UZ	2000000264	10/17/2012	3,268.00
88900000	CAP Move-Settlement	UZ	2000000267	10/17/2012	70,668.00
88900000	CAP Move-Settlement	UZ	2000000267	10/17/2012	(179.79)
88900000	CAP Move-Settlement	UZ	2000000264	10/17/2012	(5.84)
88900000	CAP Move-Settlement	UZ	2000000264	10/17/2012	(3.34)
88900000	CAP Move-Settlement	UZ	2000000267	10/17/2012	(11.75)
88900000	CAP Move-Settlement	UZ	2000000267	10/17/2012	(8.33)
88900000	CAP Move-Settlement	UZ	2000000267	10/17/2012	(111.18)
88900000	CAP Move-Settlement	UZ	2000000264	10/17/2012	26.06
88900000	CAP Move-Settlement	UZ	2000000264	10/17/2012	(4.26)
88900000	CAP Move-Settlement	UZ	2000000264	10/17/2012	(158.22)
88900000	CAP Move-Settlement	UZ	2000000264	10/17/2012	(2,092.78)
88900000	CAP Move-Settlement	UZ	2000000264	10/17/2012	(763.66)
88900000	CAP Move-Settlement	UZ	2000000264	10/17/2012	114.08
88900000	CAP Move-Settlement	UZ	2000000264	10/17/2012	(4,950.93)
88900000	CAP Move-Settlement	UZ	2000000264	10/17/2012	(134.42)
88900000	CAP Move-Settlement	UZ	2000000264	10/17/2012	(19.75)
88900000	CAP Move-Settlement	UZ	2000000267	10/17/2012	2,736.00
88900000	CAP Move-Settlement	UZ	2000000267	10/17/2012	179.78
88900000	CAP Move-Settlement	UZ	2000000267	10/17/2012	54.93
88900000	CAP Move-Settlement	UZ	2000000267	10/17/2012	(17.68)
88900000	CAP Move-Settlement	UZ	2000000267	10/17/2012	1,900.77
88900000	CAP Move-Settlement	UZ	2000000267	10/17/2012	(286.89)
88900000	CAP Move-Settlement	UZ	2000000267	10/17/2012	(1,163.88)
88900000	CAP Move-Settlement	UZ	2000000267	10/17/2012	(308.77)
88900000	CAP Move-Settlement	UZ	2000000267	10/17/2012	(229.74)
88900000	CAP Move-Settlement	UZ	2000000267	10/17/2012	3,950.93
88900000	CAP Move-Settlement	UZ	2000000267	10/17/2012	(2,000.11)
88900000	CAP Move-Settlement	UZ	2000000267	10/17/2012	(11,530.19)
88900000	CAP Move-Settlement	UZ	2000000267	10/17/2012	266.27
88900000	CAP Move-Settlement	UZ	2000000264	10/17/2012	(1,000.00)
88900000	CAP Move-Settlement	UZ	2000000267	10/17/2012	(20.00)
88900000	CAP Move-Settlement	UZ	2000000264	10/17/2012	644.00
88900000	CAP Move-Settlement	UZ	2000000267	10/17/2012	1,882.00
88900000	CAP Move-Settlement	UZ	2000000267	10/17/2012	(5,215.20)
88900000	CAP Move-Settlement	UZ	2000000267	10/17/2012	(11,167.56)
88900000	CAP Move-Settlement	UZ	2000000267	10/17/2012	(558.32)
88900000	CAP Move-Settlement	UZ	2000000264	10/17/2012	27,034.09



Kentucky American Water Company  
Case No. 2012-00520  
Response to PSC DR1, Item 31

Account	Description	Doc Type	Document Number	Posting Date	Amount
88900000	CAP Move-Settlement	UZ	2000000264	10/17/2012	54.60
88900000	CAP Move-Settlement	UZ	2000000264	10/17/2012	41.10
88900000	CAP Move-Settlement	UZ	2000000264	10/17/2012	(308.92)
88900000	CAP Move-Settlement	UZ	2000000264	10/17/2012	(3,187.88)
88900000	CAP Move-Settlement	UZ	2000000264	10/17/2012	(6.00)
88900000	CAP Move-Settlement	UZ	2000000267	10/17/2012	(40.91)
88900000	CAP Move-Settlement	UZ	2000000267	10/17/2012	10,331.91
88900000	CAP Move-Settlement	UZ	2000000267	10/17/2012	(243.46)
88900000	CAP Move-Settlement	UZ	2000000267	10/17/2012	545.40
88900000	CAP Move-Settlement	UZ	2000000267	10/17/2012	(5.37)
88900000	CAP Move-Settlement	UZ	2000000267	10/17/2012	3,240.00
88900000	CAP Move-Settlement	UZ	2000000267	10/17/2012	(48.06)
88900000	CAP Move-Settlement	UZ	2000000267	10/17/2012	(40.83)
88900000	CAP Move-Settlement	UZ	2000000267	10/17/2012	(14,170.23)
88900000	CAP Move-Settlement	UZ	2000000264	10/17/2012	(1.06)
88900000	CAP Move-Settlement	UZ	2000000264	10/17/2012	(50.00)
88900000	CAP Move-Settlement	UZ	2000000264	10/17/2012	(35.43)
88900000	CAP Move-Settlement	UZ	2000000264	10/17/2012	(4.82)
88900000	CAP Move-Settlement	UZ	2000000264	10/17/2012	(3.03)
88900000	CAP Move-Settlement	UZ	2000000264	10/17/2012	50.00
88900000	CAP Move-Settlement	UZ	2000000267	10/17/2012	(1.86)
88900000	CAP Move-Settlement	UZ	2000000267	10/17/2012	(0.71)
88900000	CAP Move-Settlement	UZ	2000000267	10/17/2012	(5.68)
88900000	CAP Move-Settlement	UZ	2000000267	10/17/2012	(2.67)
88900000	CAP Move-Settlement	UZ	2000000267	10/17/2012	(0.63)
88900000	CAP Move-Settlement	UZ	2000000264	10/17/2012	(200.82)
88900000	CAP Move-Settlement	UZ	2000000264	10/17/2012	(11.20)
88900000	CAP Move-Settlement	UZ	2000000264	10/17/2012	40.18
88900000	CAP Move-Settlement	UZ	2000000264	10/17/2012	(100.20)
88900000	CAP Move-Settlement	UZ	2000000264	10/17/2012	(1,250.80)
88900000	CAP Move-Settlement	UZ	2000000264	10/17/2012	(7,654.02)
88900000	CAP Move-Settlement	UZ	2000000264	10/17/2012	(551.28)
88900000	CAP Move-Settlement	UZ	2000000264	10/17/2012	258.23
88900000	CAP Move-Settlement	UZ	2000000264	10/17/2012	(12.51)
88900000	CAP Move-Settlement	UZ	2000000264	10/17/2012	97.92
88900000	CAP Move-Settlement	UZ	2000000264	10/17/2012	102.64
88900000	CAP Move-Settlement	UZ	2000000264	10/17/2012	17.25
88900000	CAP Move-Settlement	UZ	2000000267	10/17/2012	(4.79)
88900000	CAP Move-Settlement	UZ	2000000267	10/17/2012	(1,163.88)
88900000	CAP Move-Settlement	UZ	2000000267	10/17/2012	1,569.63
88900000	CAP Move-Settlement	UZ	2000000267	10/17/2012	(529.88)
88900000	CAP Move-Settlement	UZ	2000000267	10/17/2012	(2,908.94)
88900000	CAP Move-Settlement	UZ	2000000267	10/17/2012	250.80
88900000	CAP Move-Settlement	UZ	2000000267	10/17/2012	(85.13)
88900000	CAP Move-Settlement	UZ	2000000267	10/17/2012	(199.44)
88900000	CAP Move-Settlement	UZ	2000000267	10/17/2012	(1,508.30)
88900000	CAP Move-Settlement	UZ	2000000267	10/17/2012	(192.00)
88900000	CAP Move-Settlement	UZ	2000000267	10/17/2012	192.00
88900000	CAP Move-Settlement	UZ	2000000267	10/17/2012	(1,000.00)
88900000	CAP Move-Settlement	UZ	2000000264	10/17/2012	(166.77)
88900000	CAP Move-Settlement	UZ	2000000264	10/17/2012	(8.60)
88900000	CAP Move-Settlement	UZ	2000000264	10/17/2012	(11.99)
88900000	CAP Move-Settlement	UZ	2000000267	10/17/2012	(49.47)
88900000	CAP Move-Settlement	UZ	2000000264	10/17/2012	(3.55)
88900000	CAP Move-Settlement	UZ	2000000264	10/17/2012	(2.48)
88900000	CAP Move-Settlement	UZ	2000000264	10/17/2012	(1.42)
88900000	CAP Move-Settlement	UZ	2000000264	10/17/2012	(0.94)
88900000	CAP Move-Settlement	UZ	2000000264	10/17/2012	(7.57)
88900000	CAP Move-Settlement	UZ	2000000264	10/17/2012	(47.24)
88900000	CAP Move-Settlement	UZ	2000000267	10/17/2012	(4.05)
88900000	CAP Move-Settlement	UZ	2000000267	10/17/2012	(0.85)
88900000	CAP Move-Settlement	UZ	2000000267	10/17/2012	(6.43)
88900000	CAP Move-Settlement	UZ	2000000264	10/17/2012	36.32
88900000	CAP Move-Settlement	UZ	2000000264	10/17/2012	(1,083.77)
88900000	CAP Move-Settlement	UZ	2000000264	10/17/2012	(3,403.17)
88900000	CAP Move-Settlement	UZ	2000000264	10/17/2012	34.29
88900000	CAP Move-Settlement	UZ	2000000264	10/17/2012	(797.72)
88900000	CAP Move-Settlement	UZ	2000000264	10/17/2012	(37.70)
88900000	CAP Move-Settlement	UZ	2000000264	10/17/2012	273.42
88900000	CAP Move-Settlement	UZ	2000000264	10/17/2012	(184.66)
88900000	CAP Move-Settlement	UZ	2000000264	10/17/2012	(337.40)
88900000	CAP Move-Settlement	UZ	2000000264	10/17/2012	(24,157.40)
88900000	CAP Move-Settlement	UZ	2000000264	10/17/2012	(16,076.94)
88900000	CAP Move-Settlement	UZ	2000000267	10/17/2012	68.75
88900000	CAP Move-Settlement	UZ	2000000267	10/17/2012	1,367.40
88900000	CAP Move-Settlement	UZ	2000000267	10/17/2012	1,485.40
88900000	CAP Move-Settlement	UZ	2000000267	10/17/2012	(42.12)

Kentucky American Water Company  
Case No. 2012-00520  
Response to PSC DR1, Item 31

Account	Description	Doc Type	Document Number	Posting Date	Amount
88900000	CAP Move-Settlement	UZ	2000000267	10/17/2012	(193.75)
88900000	CAP Move-Settlement	UZ	2000000267	10/17/2012	(286.64)
88900000	CAP Move-Settlement	UZ	2000000264	10/17/2012	(671.62)
88900000	CAP Move-Settlement	UZ	2000000264	10/17/2012	(2,959.04)
88900000	CAP Move-Settlement	UZ	2000000264	10/17/2012	51.27
88900000	CAP Move-Settlement	UZ	2000000264	10/17/2012	(877.15)
88900000	CAP Move-Settlement	UZ	2000000264	10/17/2012	(246.13)
88900000	CAP Move-Settlement	UZ	2000000264	10/17/2012	48.24
88900000	CAP Move-Settlement	UZ	2000000264	10/17/2012	258.99
88900000	CAP Move-Settlement	UZ	2000000264	10/17/2012	458.87
88900000	CAP Move-Settlement	UZ	2000000267	10/17/2012	707.50
88900000	CAP Move-Settlement	UZ	2000000267	10/17/2012	3,529.05
88900000	CAP Move-Settlement	UZ	2000000267	10/17/2012	57.29
88900000	CAP Move-Settlement	UZ	2000000267	10/17/2012	(15.23)
88900000	CAP Move-Settlement	UZ	2000000267	10/17/2012	7.25
88900000	CAP Move-Settlement	UZ	2000000267	10/17/2012	389.84
88900000	CAP Move-Settlement	UZ	2000000267	10/17/2012	(435.12)
88900000	CAP Move-Settlement	UZ	2000000264	10/17/2012	(32.41)
88900000	CAP Move-Settlement	UZ	2000000264	10/17/2012	(208.82)
88900000	CAP Move-Settlement	UZ	2000000264	10/17/2012	(27.53)
88900000	CAP Move-Settlement	UZ	2000000264	10/17/2012	(50.57)
88900000	CAP Move-Settlement	UZ	2000000264	10/17/2012	(4.47)
88900000	CAP Move-Settlement	UZ	2000000267	10/17/2012	(4.05)
88900000	CAP Move-Settlement	UZ	2000000267	10/17/2012	(70.44)
88900000	CAP Move-Settlement	UZ	2000000267	10/17/2012	(632.44)
88900000	CAP Move-Settlement	UZ	2000000267	10/17/2012	(330.89)
88900000	CAP Move-Settlement	UZ	2000000267	10/17/2012	(3.62)
88900000	CAP Move-Settlement	UZ	2000000264	10/17/2012	(97.92)
88900000	CAP Move-Settlement	UZ	2000000264	10/17/2012	743.40
88900000	CAP Move-Settlement	UZ	2000000264	10/17/2012	773.76
88900000	CAP Move-Settlement	UZ	2000000264	10/17/2012	30.99
88900000	CAP Move-Settlement	UZ	2000000264	10/17/2012	(2,359.96)
88900000	CAP Move-Settlement	UZ	2000000264	10/17/2012	3.46
88900000	CAP Move-Settlement	UZ	2000000267	10/17/2012	(58.95)
88900000	CAP Move-Settlement	UZ	2000000267	10/17/2012	19.32
88900000	CAP Move-Settlement	UZ	2000000267	10/17/2012	26.33
88900000	CAP Move-Settlement	UZ	2000000267	10/17/2012	3.87
88900000	CAP Move-Settlement	UZ	2000000267	10/17/2012	(721.91)
88900000	CAP Move-Settlement	UZ	2000000267	10/17/2012	236.62
88900000	CAP Move-Settlement	UZ	2000000267	10/17/2012	(169.67)
88900000	CAP Move-Settlement	UZ	2000000267	10/17/2012	57.00
88900000	CAP Move-Settlement	UZ	2000000264	10/17/2012	(17.73)
88900000	CAP Move-Settlement	UZ	2000000264	10/17/2012	(22.10)
88900000	CAP Move-Settlement	UZ	2000000267	10/17/2012	(102.28)
88900000	CAP Move-Settlement	UZ	2000000267	10/17/2012	(132.96)
88900000	CAP Move-Settlement	UZ	2000000267	10/17/2012	27,250.56
88900000	CAP Move-Settlement	UZ	2000000264	10/17/2012	266.45
88900000	CAP Move-Settlement	UZ	2000000264	10/17/2012	515.98
88900000	CAP Move-Settlement	UZ	2000000264	10/17/2012	314.26
88900000	CAP Move-Settlement	UZ	2000000264	10/17/2012	266.98
88900000	CAP Move-Settlement	UZ	2000000264	10/17/2012	35.11
88900000	CAP Move-Settlement	UZ	2000000264	10/17/2012	(1,534.40)
88900000	CAP Move-Settlement	UZ	2000000264	10/17/2012	(6,909.26)
88900000	CAP Move-Settlement	UZ	2000000267	10/17/2012	(439.64)
88900000	CAP Move-Settlement	UZ	2000000267	10/17/2012	39.23
88900000	CAP Move-Settlement	UZ	2000000267	10/17/2012	(342.29)
88900000	CAP Move-Settlement	UZ	2000000267	10/17/2012	141.93
88900000	CAP Move-Settlement	UZ	2000000267	10/17/2012	(1,757.36)
88900000	CAP Move-Settlement	UZ	2000000267	10/17/2012	3,581.64
88900000	CAP Move-Settlement	UZ	2000000267	10/17/2012	(640.01)
88900000	CAP Move-Settlement	UZ	2000000267	10/17/2012	183.38
88900000	CAP Move-Settlement	UZ	2000000267	10/17/2012	(19,553.00)
88900000	CAP Move-Settlement	UZ	2000000264	10/17/2012	(133.95)
88900000	CAP Move-Settlement	UZ	2000000267	10/17/2012	(2,781.63)
88900000	CAP Move-Settlement	UZ	2000000264	10/17/2012	(13.31)
88900000	CAP Move-Settlement	UZ	2000000264	10/17/2012	88.72
88900000	CAP Move-Settlement	UZ	2000000264	10/17/2012	(7.84)
88900000	CAP Move-Settlement	UZ	2000000264	10/17/2012	(1,920.00)
88900000	CAP Move-Settlement	UZ	2000000264	10/17/2012	20.26
88900000	CAP Move-Settlement	UZ	2000000264	10/17/2012	2.22
88900000	CAP Move-Settlement	UZ	2000000264	10/17/2012	6.49
88900000	CAP Move-Settlement	UZ	2000000264	10/17/2012	(78.16)
88900000	CAP Move-Settlement	UZ	2000000267	10/17/2012	(32.72)
88900000	CAP Move-Settlement	UZ	2000000267	10/17/2012	(442.23)
88900000	CAP Move-Settlement	UZ	2000000264	10/17/2012	(28.19)
88900000	CAP Move-Settlement	UZ	2000000264	10/17/2012	(15.25)
88900000	CAP Move-Settlement	UZ	2000000264	10/17/2012	(65.55)

Kentucky American Water Company  
Case No. 2012-00520  
Response to PSC DR1, Item 31

Account	Description	Doc Type	Document Number	Posting Date	Amount
88900000	CAP Move-Settlement	UZ	2000000264	10/17/2012	(15.02)
88900000	CAP Move-Settlement	UZ	2000000264	10/17/2012	(20.01)
88900000	CAP Move-Settlement	UZ	2000000267	10/17/2012	(1.68)
88900000	CAP Move-Settlement	UZ	2000000267	10/17/2012	(12.76)
88900000	CAP Move-Settlement	UZ	2000000267	10/17/2012	(381.25)
88900000	CAP Move-Settlement	UZ	2000000267	10/17/2012	(1.88)
88900000	CAP Move-Settlement	UZ	2000000267	10/17/2012	(3,299.25)
88900000	CAP Move-Settlement	UZ	2000000264	10/17/2012	3,495.00
88900000	CAP Move-Settlement	UZ	2000000267	10/17/2012	(3,500.00)
88900000	CAP Move-Settlement	UZ	2000000267	10/17/2012	(134.14)
88900000	CAP Move-Settlement	UZ	2000000264	10/17/2012	(8,500.00)
88900000	CAP Move-Settlement	UZ	2000000267	10/17/2012	8,500.00
88900000	CAP Move-Settlement	UZ	2000000267	10/17/2012	4,404.43
88900000	CAP Move-Settlement	UZ	2000000267	10/17/2012	(4,404.43)
88900000	CAP Move-Settlement	UZ	2000000264	10/17/2012	(3,975.00)
88900000	CAP Move-Settlement	UZ	2000000267	10/17/2012	3,975.00
88900000	CAP Move-Settlement	UZ	2000000267	10/17/2012	35,000.00
88900000	CAP Move-Settlement	UZ	2000000267	10/17/2012	5,000.00
88900000	CAP Move-Settlement	UZ	2000000264	10/17/2012	30,000.00
88900000	CAP Move-Settlement	UZ	2000000264	10/17/2012	(265.00)
88900000	CAP Move-Settlement	UZ	2000000267	10/17/2012	10.20
88900000	CAP Move-Settlement	UZ	2000000267	10/17/2012	(1,309.21)
88900000	CAP Move-Settlement	UZ	2000000264	10/17/2012	1,000.00
88900000	CAP Move-Settlement	UZ	2000000267	10/17/2012	49,716.38
88900000	CAP Move-Settlement	UZ	2000000267	10/17/2012	(11,746.74)
88900000	CAP Move-Settlement	UZ	2000000264	10/17/2012	(42,836.55)
88900000	CAP Move-Settlement	UZ	2000000267	10/17/2012	(6,000.00)
88900000	CAP Move-Settlement	UZ	2000000264	10/17/2012	(21,332.00)
88900000	CAP Move-Settlement	UZ	2000000264	10/17/2012	(4,867.52)
88900000	CAP Move-Settlement	UZ	2000000264	10/17/2012	(57.94)
88900000	CAP Move-Settlement	UZ	2000000264	10/17/2012	(8.19)
88900000	CAP Move-Settlement	UZ	2000000264	10/17/2012	(45.65)
88900000	CAP Move-Settlement	UZ	2000000264	10/17/2012	50,000.00
88900000	CAP Move-Settlement	UZ	2000000267	10/17/2012	(35.93)
88900000	CAP Move-Settlement	UZ	2000000267	10/17/2012	(683.43)
88900000	CAP Move-Settlement	UZ	2000000267	10/17/2012	(9.16)
88900000	CAP Move-Settlement	UZ	2000000267	10/17/2012	(73.34)
88900000	CAP Move-Settlement	UZ	2000000267	10/17/2012	(51.56)
88900000	CAP Move-Settlement	UZ	2000000267	10/17/2012	(62.31)
88900000	CAP Move-Settlement	UZ	2000000267	10/17/2012	9,500.07
88900000	CAP Move-Settlement	UZ	2000000264	10/17/2012	(20.10)
88900000	CAP Move-Settlement	UZ	2000000264	10/17/2012	(233.00)
88900000	CAP Move-Settlement	UZ	2000000264	10/17/2012	(152.85)
88900000	CAP Move-Settlement	UZ	2000000264	10/17/2012	(179.92)
88900000	CAP Move-Settlement	UZ	2000000264	10/17/2012	(3,337.14)
88900000	CAP Move-Settlement	UZ	2000000264	10/17/2012	(252.40)
88900000	CAP Move-Settlement	UZ	2000000267	10/17/2012	(175.25)
88900000	CAP Move-Settlement	UZ	2000000267	10/17/2012	(111.39)
88900000	CAP Move-Settlement	UZ	2000000267	10/17/2012	(22.46)
88900000	CAP Move-Settlement	UZ	2000000267	10/17/2012	9,483.30
88900000	CAP Move-Settlement	UZ	2000000267	10/17/2012	9,500.07
88900000	CAP Move-Settlement	UZ	2000000264	10/17/2012	23.75
88900000	CAP Move-Settlement	UZ	2000000264	10/17/2012	212.54
88900000	CAP Move-Settlement	UZ	2000000264	10/17/2012	180.57
88900000	CAP Move-Settlement	UZ	2000000264	10/17/2012	26.53
88900000	CAP Move-Settlement	UZ	2000000267	10/17/2012	10.81
88900000	CAP Move-Settlement	UZ	2000000267	10/17/2012	32.03
88900000	CAP Move-Settlement	UZ	2000000267	10/17/2012	266.10
88900000	CAP Move-Settlement	UZ	2000000267	10/17/2012	1,326.71
88900000	CAP Move-Settlement	UZ	2000000267	10/17/2012	97.45
88900000	CAP Move-Settlement	UZ	2000000264	10/17/2012	(616.63)
88900000	CAP Move-Settlement	UZ	2000000264	10/17/2012	124.86
88900000	CAP Move-Settlement	UZ	2000000264	10/17/2012	1.62
88900000	CAP Move-Settlement	UZ	2000000264	10/17/2012	(452.29)
88900000	CAP Move-Settlement	UZ	2000000264	10/17/2012	16.99
88900000	CAP Move-Settlement	UZ	2000000264	10/17/2012	9.17
88900000	CAP Move-Settlement	UZ	2000000264	10/17/2012	(44.82)
88900000	CAP Move-Settlement	UZ	2000000264	10/17/2012	2.23
88900000	CAP Move-Settlement	UZ	2000000264	10/17/2012	20.00
88900000	CAP Move-Settlement	UZ	2000000267	10/17/2012	(19.33)
88900000	CAP Move-Settlement	UZ	2000000267	10/17/2012	3.15
88900000	CAP Move-Settlement	UZ	2000000267	10/17/2012	(156.68)
88900000	CAP Move-Settlement	UZ	2000000267	10/17/2012	25.45
88900000	CAP Move-Settlement	UZ	2000000267	10/17/2012	(6.21)
88900000	CAP Move-Settlement	UZ	2000000267	10/17/2012	2.50
88900000	CAP Move-Settlement	UZ	2000000264	10/17/2012	41.62
88900000	CAP Move-Settlement	UZ	2000000264	10/17/2012	(27.85)

Kentucky American Water Company  
Case No. 2012-00520  
Response to PSC DR1, Item 31

Account	Description	Doc Type	Document Number	Posting Date	Amount
88900000	CAP Move-Settlement	UZ	2000000264	10/17/2012	(2.42)
88900000	CAP Move-Settlement	UZ	2000000264	10/17/2012	0.74
88900000	CAP Move-Settlement	UZ	2000000264	10/17/2012	1.05
88900000	CAP Move-Settlement	UZ	2000000267	10/17/2012	(95.73)
88900000	CAP Move-Settlement	UZ	2000000267	10/17/2012	(6.90)
88900000	CAP Move-Settlement	UZ	2000000267	10/17/2012	(1.24)
88900000	CAP Move-Settlement	UZ	2000000267	10/17/2012	0.54
88900000	CAP Move-Settlement	UZ	2000000267	10/17/2012	0.83
88900000	CAP Move-Settlement	UZ	2000000267	10/17/2012	6.67
88900000	CAP Move-Settlement	UZ	2000000267	10/17/2012	3.05
88900000	CAP Move-Settlement	UZ	2000000267	10/17/2012	8.48
88900000	CAP Move-Settlement	UZ	2000000267	10/17/2012	5.66
88900000	CAP Move-Settlement	UZ	2000000267	10/17/2012	(246.77)
88900000	CAP Move-Settlement	UZ	2000000264	10/17/2012	(2.16)
88900000	CAP Move-Settlement	UZ	2000000264	10/17/2012	(4.20)
88900000	CAP Move-Settlement	UZ	2000000264	10/17/2012	(48.27)
88900000	CAP Move-Settlement	UZ	2000000264	10/17/2012	(26.67)
88900000	CAP Move-Settlement	UZ	2000000264	10/17/2012	(2.98)
88900000	CAP Move-Settlement	UZ	2000000267	10/17/2012	(166.48)
88900000	CAP Move-Settlement	UZ	2000000267	10/17/2012	(22.66)
88900000	CAP Move-Settlement	UZ	2000000267	10/17/2012	(12.01)
88900000	CAP Move-Settlement	UZ	2000000267	10/17/2012	(3.33)
88900000	CAP Move-Settlement	UZ	2000000264	10/17/2012	71.20
88900000	CAP Move-Settlement	UZ	2000000264	10/17/2012	(925.96)
88900000	CAP Move-Settlement	UZ	2000000264	10/17/2012	(3,027.33)
88900000	CAP Move-Settlement	UZ	2000000264	10/17/2012	6.93
88900000	CAP Move-Settlement	UZ	2000000264	10/17/2012	24.20
88900000	CAP Move-Settlement	UZ	2000000264	10/17/2012	52.65
88900000	CAP Move-Settlement	UZ	2000000264	10/17/2012	7.74
88900000	CAP Move-Settlement	UZ	2000000267	10/17/2012	(75.70)
88900000	CAP Move-Settlement	UZ	2000000267	10/17/2012	295.70
88900000	CAP Move-Settlement	UZ	2000000267	10/17/2012	61.98
88900000	CAP Move-Settlement	UZ	2000000267	10/17/2012	(217.66)
88900000	CAP Move-Settlement	UZ	2000000267	10/17/2012	967.20
88900000	CAP Move-Settlement	UZ	2000000264	10/17/2012	7,292.22
88900000	CAP Move-Settlement	UZ	2000000264	10/17/2012	(1,072.64)
88900000	CAP Move-Settlement	UZ	2000000267	10/17/2012	536.32
88900000	CAP Move-Settlement	UZ	2000000264	10/17/2012	(111.29)
88900000	CAP Move-Settlement	UZ	2000000264	10/17/2012	(27.63)
88900000	CAP Move-Settlement	UZ	2000000267	10/17/2012	(9.66)
88900000	CAP Move-Settlement	UZ	2000000267	10/17/2012	(4.97)
88900000	CAP Move-Settlement	UZ	2000000267	10/17/2012	(382.90)
88900000	CAP Move-Settlement	UZ	2000000267	10/17/2012	(763.91)
88900000	CAP Move-Settlement	UZ	2000000267	10/17/2012	(763.20)
88900000	CAP Move-Settlement	UZ	2000000267	10/17/2012	(3,422.90)
88900000	CAP Move-Settlement	UZ	2000000267	10/17/2012	1,569.63
40111000	Res Sales Billed	ZA	9400000994	10/18/2012	45.68
40111000	Res Sales Billed	ZA	9400000994	10/18/2012	(5,146.42)
40111000	Res Sales Billed	ZA	9400000994	10/18/2012	(122,377.60)
40121000	Com Sales Billed	ZA	9400000994	10/18/2012	(312.71)
40121000	Com Sales Billed	ZA	9400000994	10/18/2012	(61,580.16)
40131000	Ind Sales Billed	ZA	9400000994	10/18/2012	(201.69)
40145000	Priv Fire Billed	ZA	9400000994	10/18/2012	(3,076.51)
40151000	Publ Auth Billed	ZA	9400000994	10/18/2012	(4,577.99)
40211000	Dom WW Svc Billed	ZA	9400000994	10/18/2012	47.77
40310400	OthRev-NSF Ck Chrg	ZA	9400000994	10/18/2012	(132.00)
40310500	OthRev-Appl/InitFee	ZA	9400000994	10/18/2012	26.00
40310500	OthRev-Appl/InitFee	ZA	9400000994	10/18/2012	(26.00)
40310500	OthRev-Appl/InitFee	ZA	9400000994	10/18/2012	(1,404.00)
40310700	OthRev-Reconnct Fee	ZA	9400000994	10/18/2012	(104.00)
40310700	OthRev-Reconnct Fee	ZA	9400000994	10/18/2012	(338.00)
51510000	Purchased Power	ZN	5000002254	10/18/2012	72.93
51510000	Purchased Power	ZN	5000002254	10/18/2012	51.99
51510000	Purchased Power	ZN	5000002254	10/18/2012	89.75
51510000	Purchased Power	ZN	5000002254	10/18/2012	18,103.33
51510000	Purchased Power	ZN	5000002254	10/18/2012	19.11
52000000	M&S Expense (O&M)	WA	5000002299	10/18/2012	838.85
52000000	M&S Expense (O&M)	WA	5000002300	10/18/2012	838.85
52000000	M&S Expense (O&M)	WA	5000002300	10/18/2012	256.95
52000000	M&S Expense (O&M)	WA	5000002300	10/18/2012	111.61
52000000	M&S Expense (O&M)	WA	5000002300	10/18/2012	81.33
52000000	M&S Expense (O&M)	WA	5000002300	10/18/2012	44.63
52000000	M&S Expense (O&M)	WA	5000002301	10/18/2012	3.30
52000000	M&S Expense (O&M)	WA	5000002302	10/18/2012	(3.30)
52000000	M&S Expense (O&M)	WA	5000002303	10/18/2012	3.30
52000000	M&S Expense (O&M)	WA	5000002304	10/18/2012	(3.30)
52000000	M&S Expense (O&M)	WA	5000002305	10/18/2012	(44.63)

Kentucky American Water Company  
Case No. 2012-00520  
Response to PSC DR1, Item 31

Account	Description	Doc Type	Document Number	Posting Date	Amount
52000000	M&S Expense (O&M)	WA	5000002305	10/18/2012	(838.85)
52000000	M&S Expense (O&M)	WA	5000002305	10/18/2012	(256.95)
52000000	M&S Expense (O&M)	WA	5000002305	10/18/2012	(111.61)
52000000	M&S Expense (O&M)	WA	5000002305	10/18/2012	(81.33)
52000000	M&S Expense (O&M)	WA	5000002306	10/18/2012	(838.85)
52500000	Misc Expense (O&M)	WE	5000002289	10/18/2012	724.90
52500000	Misc Expense (O&M)	UZ	2000000270	10/18/2012	(724.90)
52510000	Bank Svc Charges	SN	100001444	10/18/2012	(598.93)
52510000	Bank Svc Charges	KR	5000002287	10/18/2012	9,155.14
52514500	Charitb Don-H/Ed/En	ZF	5000002277	10/18/2012	1,500.00
52514600	Charitb Don-Commnty	ZF	5000002279	10/18/2012	4,000.00
52514600	Charitb Don-Commnty	ZF	5000002281	10/18/2012	1,000.00
52514600	Charitb Don-Commnty	ZF	5000002283	10/18/2012	500.00
52514600	Charitb Don-Commnty	ZF	5000002284	10/18/2012	500.00
52514600	Charitb Don-Commnty	ZF	5000002285	10/18/2012	500.00
52514600	Charitb Don-Commnty	ZF	5000002286	10/18/2012	500.00
52514600	Charitb Don-Commnty	ZF	5000002288	10/18/2012	500.00
52514700	Community Partnrshps	ZF	5000002276	10/18/2012	500.00
52514904	Cust Edu Comm-Consrv	ZF	5000002274	10/18/2012	13,500.00
52532000	Electricity	ZN	5000002254	10/18/2012	144.91
52532000	Electricity	ZN	5000002254	10/18/2012	25.29
52532000	Electricity	ZN	5000002254	10/18/2012	19.51
52532000	Electricity	ZN	5000002254	10/18/2012	20.04
52556500	Low Income Pay Prog	ZF	5000002271	10/18/2012	10,000.00
52583000	Water & WW	KR	5000002256	10/18/2012	57.63
52583000	Water & WW	KR	5000002257	10/18/2012	106.74
52583000	Water & WW	KR	5000002258	10/18/2012	9.52
52583000	Water & WW	KR	5000002259	10/18/2012	6.35
52583000	Water & WW	KR	5000002260	10/18/2012	80.91
52583000	Water & WW	KG	5000002263	10/18/2012	(32.79)
52583000	Water & WW	KR	5000002264	10/18/2012	675.83
52583000	Water & WW	KR	5000002266	10/18/2012	22.37
52583000	Water & WW	KR	5000002267	10/18/2012	901.61
52583000	Water & WW	KR	5000002268	10/18/2012	12.70
52583000	Water & WW	WE	5000002269	10/18/2012	5,830.00
52583000	Water & WW	WE	5000002270	10/18/2012	25,122.00
52583000	Water & WW	UZ	2000000269	10/18/2012	(25,122.00)
52583000	Water & WW	UZ	2000000269	10/18/2012	(5,830.00)
52585000	Discounts Available	ZP	3000003823	10/18/2012	(24.52)
53150000	Contr Svc-Other	KR	5000002255	10/18/2012	410.80
53150000	Contr Svc-Other	KR	5000002261	10/18/2012	376.50
53150000	Contr Svc-Other	KR	5000002261	10/18/2012	376.49
53150000	Contr Svc-Other	KR	5000002261	10/18/2012	376.49
53150000	Contr Svc-Other	KR	5000002261	10/18/2012	376.49
53150000	Contr Svc-Other	KR	5000002261	10/18/2012	376.49
53150000	Contr Svc-Other	KR	5000002261	10/18/2012	376.49
53150000	Contr Svc-Other	WE	5000002292	10/18/2012	4,226.25
53150000	Contr Svc-Other	WE	5000002293	10/18/2012	6,548.75
53150000	Contr Svc-Other	WE	5000002296	10/18/2012	350,000.00
53150000	Contr Svc-Other	UZ	2000000269	10/18/2012	(752.98)
53150000	Contr Svc-Other	UZ	2000000269	10/18/2012	(376.49)
53150000	Contr Svc-Other	UZ	2000000269	10/18/2012	(376.50)
53150000	Contr Svc-Other	UZ	2000000269	10/18/2012	(376.49)
53150000	Contr Svc-Other	UZ	2000000270	10/18/2012	(10,775.00)
53151000	Contr Svc-Temp EE	KR	5000002262	10/18/2012	911.60
53151000	Contr Svc-Temp EE	KR	5000002262	10/18/2012	826.80
53151000	Contr Svc-Temp EE	KR	5000002265	10/18/2012	1,533.29
57010000	Uncoll Accts Exp	ZA	9400000994	10/18/2012	(160.49)
72802000	CIAC Rcpt Svcs Clrg	DR	4000002600	10/18/2012	(1,569.00)
72802100	CIAC Rcpt Non-SrvClr	DR	4000002601	10/18/2012	(3,268.00)
75820000	Othr Income Deductns	ZF	5000002282	10/18/2012	8,500.00
88107000	CAP Move-CWIP	UZ	2000000271	10/18/2012	724.90
88107000	CAP Move-CWIP	UZ	2000000268	10/18/2012	752.98
88107000	CAP Move-CWIP	UZ	2000000268	10/18/2012	259.78
88107000	CAP Move-CWIP	UZ	2000000268	10/18/2012	259.78
88107000	CAP Move-CWIP	UZ	2000000268	10/18/2012	327.55
88107000	CAP Move-CWIP	UZ	2000000271	10/18/2012	10,775.00
88107000	CAP Move-CWIP	UZ	2000000268	10/18/2012	22,609.80
88107000	CAP Move-CWIP	UZ	2000000268	10/18/2012	5,830.00
88257100	CAP Move-RWIP	UZ	2000000268	10/18/2012	116.71
88257100	CAP Move-RWIP	UZ	2000000268	10/18/2012	116.72
88257100	CAP Move-RWIP	UZ	2000000268	10/18/2012	48.94
88257100	CAP Move-RWIP	UZ	2000000268	10/18/2012	2,512.20
88900000	CAP Move-Settlement	UZ	2000000271	10/18/2012	(724.90)
88900000	CAP Move-Settlement	UZ	2000000268	10/18/2012	(752.98)
88900000	CAP Move-Settlement	UZ	2000000268	10/18/2012	(376.49)
88900000	CAP Move-Settlement	UZ	2000000268	10/18/2012	(376.50)

Kentucky American Water Company  
Case No. 2012-00520  
Response to PSC DR1, Item 31

Account	Description	Doc Type	Document Number	Posting Date	Amount
88900000	CAP Move-Settlement	UZ	200000268	10/18/2012	(376.49)
88900000	CAP Move-Settlement	UZ	200000271	10/18/2012	(10,775.00)
88900000	CAP Move-Settlement	UZ	200000268	10/18/2012	(25,122.00)
88900000	CAP Move-Settlement	UZ	200000268	10/18/2012	(5,830.00)
40111000	Res Sales Billed	ZA	9400000997	10/19/2012	(77,747.26)
40111000	Res Sales Billed	ZA	9400000997	10/19/2012	(12,882.83)
40111000	Res Sales Billed	ZA	9400000997	10/19/2012	(12.88)
40111000	Res Sales Billed	ZA	9400000997	10/19/2012	(44.68)
40121000	Com Sales Billed	ZA	9400000997	10/19/2012	(49,775.12)
40121000	Com Sales Billed	ZA	9400000997	10/19/2012	(43.14)
40145000	Priv Fire Billed	ZA	9400000997	10/19/2012	(2,789.32)
40151000	Publ Auth Billed	ZA	9400000997	10/19/2012	(27,369.85)
40211000	Dom WW Svc Billed	ZA	9400000997	10/19/2012	(17.27)
40310400	OthRev-NSF Ck Chrg	ZA	9400000997	10/19/2012	(168.00)
40310400	OthRev-NSF Ck Chrg	ZA	9400000997	10/19/2012	(12.00)
40310500	OthRev-Appl/InitFee	ZA	9400000997	10/19/2012	(104.00)
40310500	OthRev-Appl/InitFee	ZA	9400000997	10/19/2012	(182.00)
40310500	OthRev-Appl/InitFee	ZA	9400000997	10/19/2012	(26.00)
40310500	OthRev-Appl/InitFee	ZA	9400000997	10/19/2012	(780.00)
40310700	OthRev-Reconnct Fee	ZA	9400000997	10/19/2012	(104.00)
40310700	OthRev-Reconnct Fee	ZA	9400000997	10/19/2012	(208.00)
50100000	Labor Expense	PA	7000000102	10/19/2012	1,359.52
50100000	Labor Expense	PA	7000000102	10/19/2012	927.30
50100000	Labor Expense	PA	7000000102	10/19/2012	2,373.43
50100000	Labor Expense	PA	7000000102	10/19/2012	3,757.26
50100000	Labor Expense	PA	7000000102	10/19/2012	9,027.89
50100000	Labor Expense	PA	7000000102	10/19/2012	22,001.87
50100000	Labor Expense	PA	7000000102	10/19/2012	18,473.17
50100000	Labor Expense	PA	7000000102	10/19/2012	22,595.40
50100000	Labor Expense	PA	7000000102	10/19/2012	1,057.75
50100000	Labor Expense	PA	7000000102	10/19/2012	39.86
50100000	Labor Expense	PA	7000000102	10/19/2012	5,890.25
50100000	Labor Expense	PA	7000000102	10/19/2012	1,836.32
50100000	Labor Expense	PA	7000000102	10/19/2012	8,155.81
50100000	Labor Expense	PA	7000000102	10/19/2012	168.48
50100000	Labor Expense	PA	7000000102	10/19/2012	3,257.20
50100000	Labor Expense	PA	7000000102	10/19/2012	1,087.20
50100000	Labor Expense	PA	7000000102	10/19/2012	7,997.60
50100000	Labor Expense	PA	7000000102	10/19/2012	5,428.43
50100000	Labor Expense	PA	7000000102	10/19/2012	1,504.96
50100000	Labor Expense	PA	7000000102	10/19/2012	6,142.58
50100000	Labor Expense	PA	7000000102	10/19/2012	1,557.90
50100000	Labor Expense	PA	7000000102	10/19/2012	36,432.58
50100000	Labor Expense	PA	7000000102	10/19/2012	73.64
50100000	Labor Expense	PA	7000000102	10/19/2012	48.34
50100000	Labor Expense	PA	7000000102	10/19/2012	449.47
50100000	Labor Expense	PA	7000000102	10/19/2012	7,865.94
50100000	Labor Expense	PA	7000000102	10/19/2012	933.66
50100000	Labor Expense	PA	7000000102	10/19/2012	98.10
50100000	Labor Expense	PA	7000000102	10/19/2012	72.51
50100000	Labor Expense	PA	7000000102	10/19/2012	98.16
50100000	Labor Expense	PA	7000000102	10/19/2012	228.90
50100000	Labor Expense	PA	7000000102	10/19/2012	261.60
50100000	Labor Expense	PA	7000000102	10/19/2012	196.20
50100000	Labor Expense	PA	7000000102	10/19/2012	1,994.97
50100000	Labor Expense	PA	7000000102	10/19/2012	153.70
50100000	Labor Expense	PA	7000000102	10/19/2012	874.52
50100000	Labor Expense	PA	7000000102	10/19/2012	1,283.52
50100000	Labor Expense	PA	7000000102	10/19/2012	962.64
50100000	Labor Expense	PA	7000000102	10/19/2012	481.32
50100000	Labor Expense	PA	7000000102	10/19/2012	1,029.58
50100000	Labor Expense	PA	7000000102	10/19/2012	7,484.94
50100000	Labor Expense	PA	7000000102	10/19/2012	257.28
50100000	Labor Expense	PA	7000000102	10/19/2012	389.88
50100000	Labor Expense	PA	7000000102	10/19/2012	219.60
50100000	Labor Expense	PA	7000000102	10/19/2012	521.55
50100000	Labor Expense	PA	7000000102	10/19/2012	259.28
50100000	Labor Expense	PA	7000000102	10/19/2012	171.52
50100000	Labor Expense	PA	7000000102	10/19/2012	11,603.37
50100000	Labor Expense	PA	7000000102	10/19/2012	7,767.13
50100000	Labor Expense	PA	7000000102	10/19/2012	10,744.40
50100000	Labor Expense	PA	7000000102	10/19/2012	4,723.60
50100000	Labor Expense	PA	7000000102	10/19/2012	(54.70)
50100000	Labor Expense	PA	7000000102	10/19/2012	3,306.33
50100000	Labor Expense	PA	7000000102	10/19/2012	640.70
50100000	Labor Expense	PA	7000000102	10/19/2012	1,063.92
50100000	Labor Expense	PA	7000000102	10/19/2012	1,076.92

Kentucky American Water Company  
Case No. 2012-00520  
Response to PSC DR1, Item 31

Account	Description	Doc Type	Document Number	Posting Date	Amount
50100000	Labor Expense	PA	7000000102	10/19/2012	1,723.48
50100000	Labor Expense	PA	7000000102	10/19/2012	966.80
50100000	Labor Expense	PA	7000000102	10/19/2012	6,571.52
50100000	Labor Expense	PA	7000000102	10/19/2012	777.60
50100000	Labor Expense	PA	7000000102	10/19/2012	1,638.60
50100000	Labor Expense	PA	7000000102	10/19/2012	1,894.14
50100000	Labor Expense	PA	7000000102	10/19/2012	1,856.63
50100000	Labor Expense	PA	7000000102	10/19/2012	773.76
50100000	Labor Expense	PA	7000000102	10/19/2012	125.00
50100000	Labor Expense	PA	7000000102	10/19/2012	165.35
50100000	Labor Expense	PA	7000000102	10/19/2012	2,426.60
50100000	Labor Expense	PA	7000000102	10/19/2012	1,146.10
50100000	Labor Expense	PA	7000000102	10/19/2012	1,298.32
50100000	Labor Expense	PA	7000000102	10/19/2012	492.96
50100000	Labor Expense	PA	7000000102	10/19/2012	995.37
50100000	Labor Expense	PA	7000000102	10/19/2012	41.62
50100000	Labor Expense	PA	7000000102	10/19/2012	268.10
50100000	Labor Expense	PA	7000000102	10/19/2012	166.48
50100000	Labor Expense	PA	7000000102	10/19/2012	1,402.12
50100000	Labor Expense	PA	7000000102	10/19/2012	1,965.60
50100000	Labor Expense	PA	7000000102	10/19/2012	9,800.00
50100000	Labor Expense	PA	7000000102	10/19/2012	248.23
50110000	Labor NS OT -Natural	PA	7000000102	10/19/2012	2,576.64
50110000	Labor NS OT -Natural	PA	7000000102	10/19/2012	4,909.02
50110000	Labor NS OT -Natural	PA	7000000102	10/19/2012	123.18
50110000	Labor NS OT -Natural	PA	7000000102	10/19/2012	552.72
50110000	Labor NS OT -Natural	PA	7000000102	10/19/2012	330.89
50110000	Labor NS OT -Natural	PA	7000000102	10/19/2012	1,578.25
50110000	Labor NS OT -Natural	PA	7000000102	10/19/2012	204.75
50110000	Labor NS OT -Natural	PA	7000000102	10/19/2012	2,072.75
50110000	Labor NS OT -Natural	PA	7000000102	10/19/2012	1,066.68
50110000	Labor NS OT -Natural	PA	7000000102	10/19/2012	17,758.40
50110000	Labor NS OT -Natural	PA	7000000102	10/19/2012	383.52
50110000	Labor NS OT -Natural	PA	7000000102	10/19/2012	139.22
50110000	Labor NS OT -Natural	PA	7000000102	10/19/2012	233.98
50110000	Labor NS OT -Natural	PA	7000000102	10/19/2012	120.00
50110000	Labor NS OT -Natural	PA	7000000102	10/19/2012	40.91
50110000	Labor NS OT -Natural	PA	7000000102	10/19/2012	102.28
50110000	Labor NS OT -Natural	PA	7000000102	10/19/2012	539.12
50110000	Labor NS OT -Natural	PA	7000000102	10/19/2012	483.04
50110000	Labor NS OT -Natural	PA	7000000102	10/19/2012	97.11
50110000	Labor NS OT -Natural	PA	7000000102	10/19/2012	1,827.50
50110000	Labor NS OT -Natural	PA	7000000102	10/19/2012	54.39
50110000	Labor NS OT -Natural	PA	7000000102	10/19/2012	739.02
50110000	Labor NS OT -Natural	PA	7000000102	10/19/2012	203.12
50110000	Labor NS OT -Natural	PA	7000000102	10/19/2012	717.71
50110000	Labor NS OT -Natural	PA	7000000102	10/19/2012	1,091.56
50110000	Labor NS OT -Natural	PA	7000000102	10/19/2012	78.18
50110000	Labor NS OT -Natural	PA	7000000102	10/19/2012	36.86
50110000	Labor NS OT -Natural	PA	7000000102	10/19/2012	595.07
50120000	Labor OT - Natural	PA	7000000102	10/19/2012	4.48
50421000	401k Expense	PA	7000000102	10/19/2012	63.49
50421000	401k Expense	PA	7000000102	10/19/2012	30.44
50421000	401k Expense	PA	7000000102	10/19/2012	1.00
50421000	401k Expense	PA	7000000102	10/19/2012	125.95
50421000	401k Expense	PA	7000000102	10/19/2012	0.23
50421000	401k Expense	PA	7000000102	10/19/2012	35.97
50421000	401k Expense	PA	7000000102	10/19/2012	230.33
50421000	401k Expense	PA	7000000102	10/19/2012	18.90
50421000	401k Expense	PA	7000000102	10/19/2012	42.32
50421000	401k Expense	PA	7000000102	10/19/2012	18.90
50421000	401k Expense	PA	7000000102	10/19/2012	19.44
50421000	401k Expense	PA	7000000102	10/19/2012	43.42
50421000	401k Expense	PA	7000000102	10/19/2012	13.60
50421000	401k Expense	PA	7000000102	10/19/2012	27.20
50421000	401k Expense	PA	7000000102	10/19/2012	235.04
50421000	401k Expense	PA	7000000102	10/19/2012	63.42
50421000	401k Expense	PA	7000000102	10/19/2012	93.20
50421000	401k Expense	PA	7000000102	10/19/2012	249.71
50421000	401k Expense	PA	7000000102	10/19/2012	70.91
50421000	401k Expense	PA	7000000102	10/19/2012	1.04
50421000	401k Expense	PA	7000000102	10/19/2012	8.74
50421000	401k Expense	PA	7000000102	10/19/2012	141.65
50421000	401k Expense	PA	7000000102	10/19/2012	62.33
50421000	401k Expense	PA	7000000102	10/19/2012	1.45
50421000	401k Expense	PA	7000000102	10/19/2012	24.41
50421000	401k Expense	PA	7000000102	10/19/2012	2.94

Kentucky American Water Company  
Case No. 2012-00520  
Response to PSC DR1, Item 31

Account	Description	Doc Type	Document Number	Posting Date	Amount
50421000	401k Expense	PA	7000000102	10/19/2012	9.16
50421000	401k Expense	PA	7000000102	10/19/2012	10.46
50421000	401k Expense	PA	7000000102	10/19/2012	7.86
50421000	401k Expense	PA	7000000102	10/19/2012	3.93
50421000	401k Expense	PA	7000000102	10/19/2012	3.44
50421000	401k Expense	PA	7000000102	10/19/2012	21.84
50421000	401k Expense	PA	7000000102	10/19/2012	4.82
50421000	401k Expense	PA	7000000102	10/19/2012	100.04
50421000	401k Expense	PA	7000000102	10/19/2012	14.44
50421000	401k Expense	PA	7000000102	10/19/2012	28.89
50421000	401k Expense	PA	7000000102	10/19/2012	38.49
50421000	401k Expense	PA	7000000102	10/19/2012	849.15
50421000	401k Expense	PA	7000000102	10/19/2012	65.28
50421000	401k Expense	PA	7000000102	10/19/2012	15.60
50421000	401k Expense	PA	7000000102	10/19/2012	169.10
50421000	401k Expense	PA	7000000102	10/19/2012	63.54
50421000	401k Expense	PA	7000000102	10/19/2012	13.04
50421000	401k Expense	PA	7000000102	10/19/2012	5.49
50421000	401k Expense	PA	7000000102	10/19/2012	1.98
50421000	401k Expense	PA	7000000102	10/19/2012	383.32
50421000	401k Expense	PA	7000000102	10/19/2012	258.03
50421000	401k Expense	PA	7000000102	10/19/2012	182.90
50421000	401k Expense	PA	7000000102	10/19/2012	39.50
50421000	401k Expense	PA	7000000102	10/19/2012	0.54
50421000	401k Expense	PA	7000000102	10/19/2012	4.32
50421000	401k Expense	PA	7000000102	10/19/2012	8.46
50421000	401k Expense	PA	7000000102	10/19/2012	49.35
50421000	401k Expense	PA	7000000102	10/19/2012	1.72
50421000	401k Expense	PA	7000000102	10/19/2012	5.00
50421000	401k Expense	PA	7000000102	10/19/2012	19.32
50421000	401k Expense	PA	7000000102	10/19/2012	5.36
50421000	401k Expense	PA	7000000102	10/19/2012	102.56
50421000	401k Expense	PA	7000000102	10/19/2012	19.32
50421000	401k Expense	PA	7000000102	10/19/2012	26.62
50421000	401k Expense	PA	7000000102	10/19/2012	62.62
50421000	401k Expense	PA	7000000102	10/19/2012	2.70
50421000	401k Expense	PA	7000000102	10/19/2012	2.16
50421000	401k Expense	PA	7000000102	10/19/2012	14.04
50421000	401k Expense	PA	7000000102	10/19/2012	19.48
50421000	401k Expense	PA	7000000102	10/19/2012	50.02
50421000	401k Expense	PA	7000000102	10/19/2012	494.42
50421000	401k Expense	PA	7000000102	10/19/2012	425.95
50421000	401k Expense	PA	7000000102	10/19/2012	93.71
50421000	401k Expense	PA	7000000102	10/19/2012	385.54
50421000	401k Expense	PA	7000000102	10/19/2012	9.14
50422000	DCP Expense	PA	7000000102	10/19/2012	1,473.07
50422000	DCP Expense	PA	7000000102	10/19/2012	2.91
50422000	DCP Expense	PA	7000000102	10/19/2012	826.44
50422000	DCP Expense	PA	7000000102	10/19/2012	60.87
50422000	DCP Expense	PA	7000000102	10/19/2012	328.30
50422000	DCP Expense	PA	7000000102	10/19/2012	55.50
50422000	DCP Expense	PA	7000000102	10/19/2012	31.57
50422000	DCP Expense	PA	7000000102	10/19/2012	24.82
50422000	DCP Expense	PA	7000000102	10/19/2012	198.88
50422000	DCP Expense	PA	7000000102	10/19/2012	217.03
50422000	DCP Expense	PA	7000000102	10/19/2012	79.01
50422000	DCP Expense	PA	7000000102	10/19/2012	17.37
50422000	DCP Expense	PA	7000000102	10/19/2012	13.73
50422000	DCP Expense	PA	7000000102	10/19/2012	12.01
50422000	DCP Expense	PA	7000000102	10/19/2012	12.89
50422000	DCP Expense	PA	7000000102	10/19/2012	81.81
50422000	DCP Expense	PA	7000000102	10/19/2012	120.40
50422000	DCP Expense	PA	7000000102	10/19/2012	11.57
50422000	DCP Expense	PA	7000000102	10/19/2012	2.54
50422000	DCP Expense	PA	7000000102	10/19/2012	34.35
50422000	DCP Expense	PA	7000000102	10/19/2012	3.86
50422000	DCP Expense	PA	7000000102	10/19/2012	3.74
50422000	DCP Expense	PA	7000000102	10/19/2012	5.16
50422000	DCP Expense	PA	7000000102	10/19/2012	5.15
50422000	DCP Expense	PA	7000000102	10/19/2012	10.30
50422000	DCP Expense	PA	7000000102	10/19/2012	100.97
50422000	DCP Expense	PA	7000000102	10/19/2012	35.58
50422000	DCP Expense	PA	7000000102	10/19/2012	25.27
50422000	DCP Expense	PA	7000000102	10/19/2012	50.55
50422000	DCP Expense	PA	7000000102	10/19/2012	67.37
50422000	DCP Expense	PA	7000000102	10/19/2012	54.06
50422000	DCP Expense	PA	7000000102	10/19/2012	142.46



Kentucky American Water Company  
Case No. 2012-00520  
Response to PSC DR1, Item 31

Account	Description	Doc Type	Document Number	Posting Date	Amount
50422000	DCP Expense	PA	7000000102	10/19/2012	3.41
50422000	DCP Expense	PA	7000000102	10/19/2012	20.47
50422000	DCP Expense	PA	7000000102	10/19/2012	12.02
50422000	DCP Expense	PA	7000000102	10/19/2012	273.03
50422000	DCP Expense	PA	7000000102	10/19/2012	325.14
50422000	DCP Expense	PA	7000000102	10/19/2012	22.38
50422000	DCP Expense	PA	7000000102	10/19/2012	216.88
50422000	DCP Expense	PA	7000000102	10/19/2012	363.31
50422000	DCP Expense	PA	7000000102	10/19/2012	704.67
50422000	DCP Expense	PA	7000000102	10/19/2012	493.23
50422000	DCP Expense	PA	7000000102	10/19/2012	19.95
50422000	DCP Expense	PA	7000000102	10/19/2012	102.86
50422000	DCP Expense	PA	7000000102	10/19/2012	9.01
50422000	DCP Expense	PA	7000000102	10/19/2012	(2.87)
50422000	DCP Expense	PA	7000000102	10/19/2012	128.38
50422000	DCP Expense	PA	7000000102	10/19/2012	6.56
50422000	DCP Expense	PA	7000000102	10/19/2012	38.87
50422000	DCP Expense	PA	7000000102	10/19/2012	62.54
50422000	DCP Expense	PA	7000000102	10/19/2012	8.51
50422000	DCP Expense	PA	7000000102	10/19/2012	122.95
50422000	DCP Expense	PA	7000000102	10/19/2012	464.80
50422000	DCP Expense	PA	7000000102	10/19/2012	104.11
50422000	DCP Expense	PA	7000000102	10/19/2012	16.80
50422000	DCP Expense	PA	7000000102	10/19/2012	31.93
50422000	DCP Expense	PA	7000000102	10/19/2012	101.58
50422000	DCP Expense	PA	7000000102	10/19/2012	10.40
50422000	DCP Expense	PA	7000000102	10/19/2012	88.39
50422000	DCP Expense	PA	7000000102	10/19/2012	43.05
50422000	DCP Expense	PA	7000000102	10/19/2012	50.39
50422000	DCP Expense	PA	7000000102	10/19/2012	4.20
50422000	DCP Expense	PA	7000000102	10/19/2012	8.40
50422000	DCP Expense	PA	7000000102	10/19/2012	1.05
50510100	PBOP Cap Credits	UZ	2000000288	10/19/2012	(81.89)
50510100	PBOP Cap Credits	UZ	2000000288	10/19/2012	(68.74)
50510100	PBOP Cap Credits	UZ	2000000288	10/19/2012	(243.41)
50510100	PBOP Cap Credits	UZ	2000000288	10/19/2012	(512.93)
50510100	PBOP Cap Credits	UZ	2000000288	10/19/2012	(30.73)
50510100	PBOP Cap Credits	UZ	2000000288	10/19/2012	(71.65)
50510100	PBOP Cap Credits	UZ	2000000288	10/19/2012	(122.04)
50510100	PBOP Cap Credits	UZ	2000000288	10/19/2012	(12.48)
50510100	PBOP Cap Credits	UZ	2000000288	10/19/2012	(150.67)
50510100	PBOP Cap Credits	UZ	2000000288	10/19/2012	(401.78)
50510100	PBOP Cap Credits	UZ	2000000288	10/19/2012	17.12
50510100	PBOP Cap Credits	UZ	2000000288	10/19/2012	(23.05)
50510100	PBOP Cap Credits	UZ	2000000288	10/19/2012	(176.93)
50510100	PBOP Cap Credits	UZ	2000000288	10/19/2012	(81.16)
50510100	PBOP Cap Credits	UZ	2000000288	10/19/2012	(163.26)
50510100	PBOP Cap Credits	UZ	2000000288	10/19/2012	(290.28)
50510100	PBOP Cap Credits	UZ	2000000288	10/19/2012	(358.75)
50510100	PBOP Cap Credits	UZ	2000000288	10/19/2012	(15.13)
50510100	PBOP Cap Credits	UZ	2000000288	10/19/2012	(1,176.14)
50510100	PBOP Cap Credits	UZ	2000000288	10/19/2012	(318.81)
50510100	PBOP Cap Credits	UZ	2000000288	10/19/2012	(742.96)
50510100	PBOP Cap Credits	UZ	2000000288	10/19/2012	(22.70)
50510100	PBOP Cap Credits	UZ	2000000288	10/19/2012	(1,699.27)
50510100	PBOP Cap Credits	UZ	2000000288	10/19/2012	(312.26)
50510100	PBOP Cap Credits	UZ	2000000288	10/19/2012	(58.55)
50510100	PBOP Cap Credits	UZ	2000000288	10/19/2012	(242.21)
50510100	PBOP Cap Credits	UZ	2000000288	10/19/2012	(18.10)
50510100	PBOP Cap Credits	UZ	2000000288	10/19/2012	(719.87)
50510100	PBOP Cap Credits	UZ	2000000288	10/19/2012	(48.11)
50510100	PBOP Cap Credits	UZ	2000000288	10/19/2012	(39.13)
50510100	PBOP Cap Credits	UZ	2000000288	10/19/2012	(30.70)
50510100	PBOP Cap Credits	UZ	2000000288	10/19/2012	(301.33)
50510100	PBOP Cap Credits	UZ	2000000288	10/19/2012	(83.92)
50510100	PBOP Cap Credits	UZ	2000000288	10/19/2012	(13.02)
50510100	PBOP Cap Credits	UZ	2000000288	10/19/2012	(333.03)
50510100	PBOP Cap Credits	UZ	2000000288	10/19/2012	(52.11)
50550000	Group Insur Expense	PA	7000000102	10/19/2012	1,428.34
50550000	Group Insur Expense	PA	7000000102	10/19/2012	67.72
50550000	Group Insur Expense	PA	7000000102	10/19/2012	173.80
50550000	Group Insur Expense	PA	7000000102	10/19/2012	1,064.20
50550000	Group Insur Expense	PA	7000000102	10/19/2012	187.16
50550000	Group Insur Expense	PA	7000000102	10/19/2012	178.46
50550000	Group Insur Expense	PA	7000000102	10/19/2012	389.74
50550000	Group Insur Expense	PA	7000000102	10/19/2012	369.30
50550000	Group Insur Expense	PA	7000000102	10/19/2012	296.40

Kentucky American Water Company  
Case No. 2012-00520  
Response to PSC DR1, Item 31

Account	Description	Doc Type	Document Number	Posting Date	Amount
50550000	Group Insur Expense	PA	7000000102	10/19/2012	1,772.97
50550000	Group Insur Expense	PA	7000000102	10/19/2012	514.13
50550000	Group Insur Expense	PA	7000000102	10/19/2012	49.72
50550000	Group Insur Expense	PA	7000000102	10/19/2012	1,115.50
50550000	Group Insur Expense	PA	7000000102	10/19/2012	7.47
50550000	Group Insur Expense	PA	7000000102	10/19/2012	286.59
50550000	Group Insur Expense	PA	7000000102	10/19/2012	1,601.98
50550000	Group Insur Expense	PA	7000000102	10/19/2012	200.62
50550000	Group Insur Expense	PA	7000000102	10/19/2012	437.05
50550000	Group Insur Expense	PA	7000000102	10/19/2012	656.95
50550000	Group Insur Expense	PA	7000000102	10/19/2012	2,418.89
50550000	Group Insur Expense	PA	7000000102	10/19/2012	1,325.36
50550000	Group Insur Expense	PA	7000000102	10/19/2012	2,068.02
50550000	Group Insur Expense	PA	7000000102	10/19/2012	242.75
50550000	Group Insur Expense	PA	7000000102	10/19/2012	8,331.20
50550000	Group Insur Expense	PA	7000000102	10/19/2012	400.50
50550000	Group Insur Expense	PA	7000000102	10/19/2012	5.11
50550000	Group Insur Expense	PA	7000000102	10/19/2012	163.34
50550000	Group Insur Expense	PA	7000000102	10/19/2012	23.20
50550000	Group Insur Expense	PA	7000000102	10/19/2012	21.51
50550000	Group Insur Expense	PA	7000000102	10/19/2012	19.31
50550000	Group Insur Expense	PA	7000000102	10/19/2012	22.07
50550000	Group Insur Expense	PA	7000000102	10/19/2012	16.56
50550000	Group Insur Expense	PA	7000000102	10/19/2012	8.31
50550000	Group Insur Expense	PA	7000000102	10/19/2012	13.13
50550000	Group Insur Expense	PA	7000000102	10/19/2012	28.00
50550000	Group Insur Expense	PA	7000000102	10/19/2012	174.57
50550000	Group Insur Expense	PA	7000000102	10/19/2012	25.29
50550000	Group Insur Expense	PA	7000000102	10/19/2012	423.29
50550000	Group Insur Expense	PA	7000000102	10/19/2012	33.56
50550000	Group Insur Expense	PA	7000000102	10/19/2012	67.11
50550000	Group Insur Expense	PA	7000000102	10/19/2012	89.45
50550000	Group Insur Expense	PA	7000000102	10/19/2012	33.08
50550000	Group Insur Expense	PA	7000000102	10/19/2012	44.43
50550000	Group Insur Expense	PA	7000000102	10/19/2012	167.11
50550000	Group Insur Expense	PA	7000000102	10/19/2012	105.24
50550000	Group Insur Expense	PA	7000000102	10/19/2012	1,356.75
50550000	Group Insur Expense	PA	7000000102	10/19/2012	1,517.10
50550000	Group Insur Expense	PA	7000000102	10/19/2012	48.09
50550000	Group Insur Expense	PA	7000000102	10/19/2012	357.74
50550000	Group Insur Expense	PA	7000000102	10/19/2012	496.30
50550000	Group Insur Expense	PA	7000000102	10/19/2012	59.03
50550000	Group Insur Expense	PA	7000000102	10/19/2012	1,550.45
50550000	Group Insur Expense	PA	7000000102	10/19/2012	113.80
50550000	Group Insur Expense	PA	7000000102	10/19/2012	97.37
50550000	Group Insur Expense	PA	7000000102	10/19/2012	9.61
50550000	Group Insur Expense	PA	7000000102	10/19/2012	(13.52)
50550000	Group Insur Expense	PA	7000000102	10/19/2012	20.63
50550000	Group Insur Expense	PA	7000000102	10/19/2012	119.61
50550000	Group Insur Expense	PA	7000000102	10/19/2012	125.04
50550000	Group Insur Expense	PA	7000000102	10/19/2012	505.96
50550000	Group Insur Expense	PA	7000000102	10/19/2012	283.35
50550000	Group Insur Expense	PA	7000000102	10/19/2012	277.91
50550000	Group Insur Expense	PA	7000000102	10/19/2012	1,426.36
50550000	Group Insur Expense	PA	7000000102	10/19/2012	494.51
50550000	Group Insur Expense	PA	7000000102	10/19/2012	692.30
50550000	Group Insur Expense	PA	7000000102	10/19/2012	325.28
50550000	Group Insur Expense	PA	7000000102	10/19/2012	236.60
50550000	Group Insur Expense	PA	7000000102	10/19/2012	42.33
50550000	Group Insur Expense	PA	7000000102	10/19/2012	5,731.35
50550000	Group Insur Expense	PA	7000000102	10/19/2012	4,276.25
50550000	Group Insur Expense	PA	7000000102	10/19/2012	5,303.91
50550000	Group Insur Expense	PA	7000000102	10/19/2012	68.11
50550000	Group Insur Expense	PA	7000000102	10/19/2012	48.38
50550000	Group Insur Expense	PA	7000000102	10/19/2012	370.30
50550000	Group Insur Expense	PA	7000000102	10/19/2012	515.22
50550000	Group Insur Expense	PA	7000000102	10/19/2012	760.48
50550000	Group Insur Expense	PA	7000000102	10/19/2012	146.98
50550000	Group Insur Expense	PA	7000000102	10/19/2012	12.11
50550000	Group Insur Expense	PA	7000000102	10/19/2012	2,788.08
50550000	Group Insur Expense	PA	7000000102	10/19/2012	785.35
50550000	Group Insur Expense	PA	7000000102	10/19/2012	25.63
50610100	Pension Cap Credits	UZ	2000000288	10/19/2012	(96.39)
50610100	Pension Cap Credits	UZ	2000000288	10/19/2012	(80.91)
50610100	Pension Cap Credits	UZ	2000000288	10/19/2012	(286.51)
50610100	Pension Cap Credits	UZ	2000000288	10/19/2012	(603.76)
50610100	Pension Cap Credits	UZ	2000000288	10/19/2012	(36.17)

Kentucky American Water Company  
Case No. 2012-00520  
Response to PSC DR1, Item 31

Account	Description	Doc Type	Document Number	Posting Date	Amount
50610100	Pension Cap Credits	UZ	2000000288	10/19/2012	(84.34)
50610100	Pension Cap Credits	UZ	2000000288	10/19/2012	(143.66)
50610100	Pension Cap Credits	UZ	2000000288	10/19/2012	(14.69)
50610100	Pension Cap Credits	UZ	2000000288	10/19/2012	(177.35)
50610100	Pension Cap Credits	UZ	2000000288	10/19/2012	(472.92)
50610100	Pension Cap Credits	UZ	2000000288	10/19/2012	20.15
50610100	Pension Cap Credits	UZ	2000000288	10/19/2012	(27.13)
50610100	Pension Cap Credits	UZ	2000000288	10/19/2012	(208.25)
50610100	Pension Cap Credits	UZ	2000000288	10/19/2012	(95.53)
50610100	Pension Cap Credits	UZ	2000000288	10/19/2012	(192.17)
50610100	Pension Cap Credits	UZ	2000000288	10/19/2012	(341.68)
50610100	Pension Cap Credits	UZ	2000000288	10/19/2012	(422.28)
50610100	Pension Cap Credits	UZ	2000000288	10/19/2012	(17.81)
50610100	Pension Cap Credits	UZ	2000000288	10/19/2012	(1,384.41)
50610100	Pension Cap Credits	UZ	2000000288	10/19/2012	(375.27)
50610100	Pension Cap Credits	UZ	2000000288	10/19/2012	(874.52)
50610100	Pension Cap Credits	UZ	2000000288	10/19/2012	(26.72)
50610100	Pension Cap Credits	UZ	2000000288	10/19/2012	(2,000.16)
50610100	Pension Cap Credits	UZ	2000000288	10/19/2012	(367.55)
50610100	Pension Cap Credits	UZ	2000000288	10/19/2012	(68.91)
50610100	Pension Cap Credits	UZ	2000000288	10/19/2012	(285.10)
50610100	Pension Cap Credits	UZ	2000000288	10/19/2012	(21.30)
50610100	Pension Cap Credits	UZ	2000000288	10/19/2012	(847.34)
50610100	Pension Cap Credits	UZ	2000000288	10/19/2012	(56.63)
50610100	Pension Cap Credits	UZ	2000000288	10/19/2012	(46.06)
50610100	Pension Cap Credits	UZ	2000000288	10/19/2012	(36.15)
50610100	Pension Cap Credits	UZ	2000000288	10/19/2012	(354.69)
50610100	Pension Cap Credits	UZ	2000000288	10/19/2012	(98.78)
50610100	Pension Cap Credits	UZ	2000000288	10/19/2012	(15.34)
50610100	Pension Cap Credits	UZ	2000000288	10/19/2012	(392.01)
50610100	Pension Cap Credits	UZ	2000000288	10/19/2012	(61.34)
51510000	Purchased Power	ZN	5000002322	10/19/2012	20.48
52000000	M&S Expense (O&M)	WA	5000002308	10/19/2012	31,881.92
52000000	M&S Expense (O&M)	UZ	2000000276	10/19/2012	(31,881.92)
52000000	M&S Expense (O&M)	UZ	2000000272	10/19/2012	(3.30)
52000000	M&S Expense (O&M)	UZ	2000000272	10/19/2012	(1,333.37)
52000000	M&S Expense (O&M)	UZ	2000000272	10/19/2012	(838.85)
52000000	M&S Expense (O&M)	UZ	2000000272	10/19/2012	1,309.21
52500000	Misc Expense (O&M)	WE	5000002309	10/19/2012	11,660.00
52500000	Misc Expense (O&M)	WE	5000002310	10/19/2012	6,360.00
52500000	Misc Expense (O&M)	RE	5000002321	10/19/2012	(0.39)
52500000	Misc Expense (O&M)	UZ	2000000276	10/19/2012	(11,660.00)
52500000	Misc Expense (O&M)	UZ	2000000276	10/19/2012	(6,360.00)
52532000	Electricity	ZN	5000002322	10/19/2012	32.79
52534000	Employee Expenses	PA	7000000102	10/19/2012	89.00
52574000	Telephone	ZC	9400000995	10/19/2012	285.01
52574000	Telephone	ZC	9400000995	10/19/2012	167.56
52574000	Telephone	ZC	9400000995	10/19/2012	2,386.17
52574000	Telephone	ZC	9400000996	10/19/2012	40.20
52574000	Telephone	ZC	9400000996	10/19/2012	2,475.77
52574000	Telephone	ZC	9400000996	10/19/2012	1,172.72
52574000	Telephone	ZC	9400000996	10/19/2012	279.69
52574000	Telephone	ZC	9400000996	10/19/2012	41.57
52574100	Cell Phone	ZC	9400000995	10/19/2012	345.69
52579000	Trustee Fees	ZF	5000002311	10/19/2012	46.41
52585000	Discounts Available	ZP	3000003872	10/19/2012	(20.11)
52585000	Discounts Available	ZP	3000003873	10/19/2012	(1.75)
52586000	PO Small Differences	RE	5000002307	10/19/2012	10.50
53150000	Contr Svc-Other	UZ	2000000274	10/19/2012	805.00
53150000	Contr Svc-Other	UZ	2000000274	10/19/2012	121,806.32
53150000	Contr Svc-Other	UZ	2000000272	10/19/2012	(350,000.00)
55000100	Trans Cap Credits	UZ	2000000288	10/19/2012	(12.03)
55000100	Trans Cap Credits	UZ	2000000288	10/19/2012	(10.10)
55000100	Trans Cap Credits	UZ	2000000288	10/19/2012	(35.77)
55000100	Trans Cap Credits	UZ	2000000288	10/19/2012	(75.38)
55000100	Trans Cap Credits	UZ	2000000288	10/19/2012	(4.52)
55000100	Trans Cap Credits	UZ	2000000288	10/19/2012	(10.53)
55000100	Trans Cap Credits	UZ	2000000288	10/19/2012	(17.93)
55000100	Trans Cap Credits	UZ	2000000288	10/19/2012	(1.83)
55000100	Trans Cap Credits	UZ	2000000288	10/19/2012	(22.14)
55000100	Trans Cap Credits	UZ	2000000288	10/19/2012	(59.04)
55000100	Trans Cap Credits	UZ	2000000288	10/19/2012	2.52
55000100	Trans Cap Credits	UZ	2000000288	10/19/2012	(3.39)
55000100	Trans Cap Credits	UZ	2000000288	10/19/2012	(26.00)
55000100	Trans Cap Credits	UZ	2000000288	10/19/2012	(11.92)
55000100	Trans Cap Credits	UZ	2000000288	10/19/2012	(24.00)
55000100	Trans Cap Credits	UZ	2000000288	10/19/2012	(42.66)

Kentucky American Water Company  
Case No. 2012-00520  
Response to PSC DR1, Item 31

Account	Description	Doc Type	Document Number	Posting Date	Amount
55000100	Trans Cap Credits	UZ	2000000288	10/19/2012	(52.72)
55000100	Trans Cap Credits	UZ	2000000288	10/19/2012	(2.22)
55000100	Trans Cap Credits	UZ	2000000288	10/19/2012	(172.84)
55000100	Trans Cap Credits	UZ	2000000288	10/19/2012	(46.85)
55000100	Trans Cap Credits	UZ	2000000288	10/19/2012	(109.18)
55000100	Trans Cap Credits	UZ	2000000288	10/19/2012	(3.34)
55000100	Trans Cap Credits	UZ	2000000288	10/19/2012	(249.71)
55000100	Trans Cap Credits	UZ	2000000288	10/19/2012	(45.89)
55000100	Trans Cap Credits	UZ	2000000288	10/19/2012	(8.60)
55000100	Trans Cap Credits	UZ	2000000288	10/19/2012	(35.59)
55000100	Trans Cap Credits	UZ	2000000288	10/19/2012	(2.66)
55000100	Trans Cap Credits	UZ	2000000288	10/19/2012	(105.78)
55000100	Trans Cap Credits	UZ	2000000288	10/19/2012	(7.07)
55000100	Trans Cap Credits	UZ	2000000288	10/19/2012	(5.75)
55000100	Trans Cap Credits	UZ	2000000288	10/19/2012	(4.51)
55000100	Trans Cap Credits	UZ	2000000288	10/19/2012	(44.28)
55000100	Trans Cap Credits	UZ	2000000288	10/19/2012	(12.34)
55000100	Trans Cap Credits	UZ	2000000288	10/19/2012	(1.91)
55000100	Trans Cap Credits	UZ	2000000288	10/19/2012	(48.94)
55000100	Trans Cap Credits	UZ	2000000288	10/19/2012	(7.66)
55720100	Ins W/C Cap Credits	UZ	2000000288	10/19/2012	(10.77)
55720100	Ins W/C Cap Credits	UZ	2000000288	10/19/2012	(9.04)
55720100	Ins W/C Cap Credits	UZ	2000000288	10/19/2012	(32.01)
55720100	Ins W/C Cap Credits	UZ	2000000288	10/19/2012	(67.46)
55720100	Ins W/C Cap Credits	UZ	2000000288	10/19/2012	(4.04)
55720100	Ins W/C Cap Credits	UZ	2000000288	10/19/2012	(9.42)
55720100	Ins W/C Cap Credits	UZ	2000000288	10/19/2012	(16.05)
55720100	Ins W/C Cap Credits	UZ	2000000288	10/19/2012	(1.64)
55720100	Ins W/C Cap Credits	UZ	2000000288	10/19/2012	(19.82)
55720100	Ins W/C Cap Credits	UZ	2000000288	10/19/2012	(52.84)
55720100	Ins W/C Cap Credits	UZ	2000000288	10/19/2012	2.25
55720100	Ins W/C Cap Credits	UZ	2000000288	10/19/2012	(3.03)
55720100	Ins W/C Cap Credits	UZ	2000000288	10/19/2012	(23.27)
55720100	Ins W/C Cap Credits	UZ	2000000288	10/19/2012	(10.67)
55720100	Ins W/C Cap Credits	UZ	2000000288	10/19/2012	(21.47)
55720100	Ins W/C Cap Credits	UZ	2000000288	10/19/2012	(38.17)
55720100	Ins W/C Cap Credits	UZ	2000000288	10/19/2012	(47.18)
55720100	Ins W/C Cap Credits	UZ	2000000288	10/19/2012	(1.99)
55720100	Ins W/C Cap Credits	UZ	2000000288	10/19/2012	(154.69)
55720100	Ins W/C Cap Credits	UZ	2000000288	10/19/2012	(41.93)
55720100	Ins W/C Cap Credits	UZ	2000000288	10/19/2012	(97.71)
55720100	Ins W/C Cap Credits	UZ	2000000288	10/19/2012	(2.99)
55720100	Ins W/C Cap Credits	UZ	2000000288	10/19/2012	(223.49)
55720100	Ins W/C Cap Credits	UZ	2000000288	10/19/2012	(41.07)
55720100	Ins W/C Cap Credits	UZ	2000000288	10/19/2012	(7.70)
55720100	Ins W/C Cap Credits	UZ	2000000288	10/19/2012	(31.85)
55720100	Ins W/C Cap Credits	UZ	2000000288	10/19/2012	(2.38)
55720100	Ins W/C Cap Credits	UZ	2000000288	10/19/2012	(94.67)
55720100	Ins W/C Cap Credits	UZ	2000000288	10/19/2012	(6.33)
55720100	Ins W/C Cap Credits	UZ	2000000288	10/19/2012	(5.14)
55720100	Ins W/C Cap Credits	UZ	2000000288	10/19/2012	(4.04)
55720100	Ins W/C Cap Credits	UZ	2000000288	10/19/2012	(39.63)
55720100	Ins W/C Cap Credits	UZ	2000000288	10/19/2012	(11.03)
55720100	Ins W/C Cap Credits	UZ	2000000288	10/19/2012	(1.71)
55720100	Ins W/C Cap Credits	UZ	2000000288	10/19/2012	(43.81)
55720100	Ins W/C Cap Credits	UZ	2000000288	10/19/2012	(6.85)
57010000	Uncoll Accts Exp	ZA	9400000997	10/19/2012	(120.42)
68533000	FICA	PA	7000000102	10/19/2012	789.02
68533000	FICA	PA	7000000102	10/19/2012	630.20
68533000	FICA	PA	7000000102	10/19/2012	99.99
68533000	FICA	PA	7000000102	10/19/2012	1,795.64
68533000	FICA	PA	7000000102	10/19/2012	79.45
68533000	FICA	PA	7000000102	10/19/2012	57.02
68533000	FICA	PA	7000000102	10/19/2012	119.25
68533000	FICA	PA	7000000102	10/19/2012	242.20
68533000	FICA	PA	7000000102	10/19/2012	75.00
68533000	FICA	PA	7000000102	10/19/2012	142.06
68533000	FICA	PA	7000000102	10/19/2012	12.14
68533000	FICA	PA	7000000102	10/19/2012	593.04
68533000	FICA	PA	7000000102	10/19/2012	351.21
68533000	FICA	PA	7000000102	10/19/2012	24.25
68533000	FICA	PA	7000000102	10/19/2012	111.14
68533000	FICA	PA	7000000102	10/19/2012	2.95
68533000	FICA	PA	7000000102	10/19/2012	584.45
68533000	FICA	PA	7000000102	10/19/2012	67.36
68533000	FICA	PA	7000000102	10/19/2012	159.03
68533000	FICA	PA	7000000102	10/19/2012	244.94

Kentucky American Water Company  
Case No. 2012-00520  
Response to PSC DR1, Item 31

Account	Description	Doc Type	Document Number	Posting Date	Amount
68533000	FICA	PA	7000000102	10/19/2012	441.98
68533000	FICA	PA	7000000102	10/19/2012	548.57
68533000	FICA	PA	7000000102	10/19/2012	68.72
68533000	FICA	PA	7000000102	10/19/2012	684.43
68533000	FICA	PA	7000000102	10/19/2012	3.62
68533000	FICA	PA	7000000102	10/19/2012	113.30
68533000	FICA	PA	7000000102	10/19/2012	47.40
68533000	FICA	PA	7000000102	10/19/2012	5.21
68533000	FICA	PA	7000000102	10/19/2012	5.24
68533000	FICA	PA	7000000102	10/19/2012	17.26
68533000	FICA	PA	7000000102	10/19/2012	19.72
68533000	FICA	PA	7000000102	10/19/2012	14.80
68533000	FICA	PA	7000000102	10/19/2012	7.41
68533000	FICA	PA	7000000102	10/19/2012	4,012.44
68533000	FICA	PA	7000000102	10/19/2012	6.84
68533000	FICA	PA	7000000102	10/19/2012	64.30
68533000	FICA	PA	7000000102	10/19/2012	11.40
68533000	FICA	PA	7000000102	10/19/2012	187.60
68533000	FICA	PA	7000000102	10/19/2012	36.40
68533000	FICA	PA	7000000102	10/19/2012	72.81
68533000	FICA	PA	7000000102	10/19/2012	97.08
68533000	FICA	PA	7000000102	10/19/2012	29.39
68533000	FICA	PA	7000000102	10/19/2012	16.14
68533000	FICA	PA	7000000102	10/19/2012	38.38
68533000	FICA	PA	7000000102	10/19/2012	76.10
68533000	FICA	PA	7000000102	10/19/2012	406.64
68533000	FICA	PA	7000000102	10/19/2012	551.87
68533000	FICA	PA	7000000102	10/19/2012	81.21
68533000	FICA	PA	7000000102	10/19/2012	19.09
68533000	FICA	PA	7000000102	10/19/2012	152.72
68533000	FICA	PA	7000000102	10/19/2012	73.83
68533000	FICA	PA	7000000102	10/19/2012	12.08
68533000	FICA	PA	7000000102	10/19/2012	855.19
68533000	FICA	PA	7000000102	10/19/2012	86.27
68533000	FICA	PA	7000000102	10/19/2012	78.16
68533000	FICA	PA	7000000102	10/19/2012	7.71
68533000	FICA	PA	7000000102	10/19/2012	(3.97)
68533000	FICA	PA	7000000102	10/19/2012	9.25
68533000	FICA	PA	7000000102	10/19/2012	54.53
68533000	FICA	PA	7000000102	10/19/2012	242.35
68533000	FICA	PA	7000000102	10/19/2012	47.27
68533000	FICA	PA	7000000102	10/19/2012	132.30
68533000	FICA	PA	7000000102	10/19/2012	78.68
68533000	FICA	PA	7000000102	10/19/2012	563.87
68533000	FICA	PA	7000000102	10/19/2012	189.77
68533000	FICA	PA	7000000102	10/19/2012	76.50
68533000	FICA	PA	7000000102	10/19/2012	55.63
68533000	FICA	PA	7000000102	10/19/2012	11.74
68533000	FICA	PA	7000000102	10/19/2012	1,991.30
68533000	FICA	PA	7000000102	10/19/2012	35.48
68533000	FICA	PA	7000000102	10/19/2012	3.00
68533000	FICA	PA	7000000102	10/19/2012	19.48
68533000	FICA	PA	7000000102	10/19/2012	179.85
68533000	FICA	PA	7000000102	10/19/2012	12.01
68533000	FICA	PA	7000000102	10/19/2012	110.79
68533000	FICA	PA	7000000102	10/19/2012	133.85
68533000	FICA	PA	7000000102	10/19/2012	752.06
68533000	FICA	PA	7000000102	10/19/2012	1,269.13
68533000	FICA	PA	7000000102	10/19/2012	140.28
68533000	FICA	PA	7000000102	10/19/2012	18.58
68535000	SUTA	PA	7000000102	10/19/2012	2.95
68535000	SUTA	PA	7000000102	10/19/2012	1.85
68535000	SUTA	PA	7000000102	10/19/2012	6.06
68535000	SUTA	PA	7000000102	10/19/2012	2.08
68535000	SUTA	PA	7000000102	10/19/2012	0.93
68535000	SUTA	PA	7000000102	10/19/2012	6.35
68535000	SUTA	PA	7000000102	10/19/2012	2.19
68535000	SUTA	PA	7000000102	10/19/2012	8.47
68535000	SUTA	PA	7000000102	10/19/2012	7.00
72802100	CIAC Rcpt Non-SrvClr	DR	4000002573	10/19/2012	(5,719.00)
72802100	CIAC Rcpt Non-SrvClr	DR	4000002602	10/19/2012	(817.00)
72802100	CIAC Rcpt Non-SrvClr	DR	4000002604	10/19/2012	(4,085.00)
81010000	Interest LTD	SA	100001404	10/19/2012	10,875.79
81010000	Interest LTD	SA	100001404	10/19/2012	(10,875.79)
81010000	Interest LTD	SA	100001404	10/19/2012	10,875.79
81010000	Interest LTD	SA	100001404	10/19/2012	(10,875.79)
88101000	CAP Move-UP	UP	2000000279	10/19/2012	103,560.00

Kentucky American Water Company  
Case No. 2012-00520  
Response to PSC DR1, Item 31

Account	Description	Doc Type	Document Number	Posting Date	Amount
88101000	CAP Move-UP	UP	2000000279	10/19/2012	12,335.64
88101000	CAP Move-UP	UP	2000000279	10/19/2012	28,783.16
88101000	CAP Move-UP	UP	2000000279	10/19/2012	10,064.12
88101000	CAP Move-UP	UP	2000000279	10/19/2012	11,684.03
88101000	CAP Move-UP	UP	2000000279	10/19/2012	58,127.48
88101000	CAP Move-UP	UP	2000000279	10/19/2012	2,533.20
88101000	CAP Move-UP	UP	2000000279	10/19/2012	5,264.62
88101000	CAP Move-UP	UP	2000000279	10/19/2012	3,969.63
88101000	CAP Move-UP	UP	2000000279	10/19/2012	21,324.81
88101000	CAP Move-UP	UP	2000000279	10/19/2012	25,331.45
88101000	CAP Move-UP	UP	2000000279	10/19/2012	190.02
88101000	CAP Move-UP	UP	2000000279	10/19/2012	19,823.39
88101000	CAP Move-UP	UP	2000000279	10/19/2012	1,822.23
88101000	CAP Move-UP	UP	2000000279	10/19/2012	2,434.98
88101000	CAP Move-UP	UP	2000000279	10/19/2012	4,315.27
88101000	CAP Move-UP	UP	2000000279	10/19/2012	3,747.86
88101000	CAP Move-UP	UP	2000000279	10/19/2012	16,479.95
88101000	CAP Move-UP	UP	2000000279	10/19/2012	1,241.23
88101000	CAP Move-UP	UP	2000000279	10/19/2012	1,414.11
88101000	CAP Move-UP	UP	2000000279	10/19/2012	2,002.43
88101000	CAP Move-UP	UP	2000000279	10/19/2012	1,436.45
88101000	CAP Move-UP	UP	2000000279	10/19/2012	48,777.64
88101000	CAP Move-UP	UP	2000000279	10/19/2012	4,805.74
88101000	CAP Move-UP	UP	2000000279	10/19/2012	92.12
88101000	CAP Move-UP	UP	2000000279	10/19/2012	18,690.20
88101000	CAP Move-UP	UP	2000000279	10/19/2012	884.18
88101000	CAP Move-UP	UP	2000000279	10/19/2012	10,530.74
88101000	CAP Move-UP	UP	2000000279	10/19/2012	13,250.24
88101000	CAP Move-UP	UP	2000000279	10/19/2012	20,909.02
88101000	CAP Move-UP	UP	2000000279	10/19/2012	12,250.58
88101000	CAP Move-UP	UP	2000000279	10/19/2012	4,958.31
88101000	CAP Move-UP	UP	2000000279	10/19/2012	4,431.91
88101000	CAP Move-UP	UP	2000000279	10/19/2012	34,568.51
88101000	CAP Move-UP	UP	2000000279	10/19/2012	901.00
88101000	CAP Move-UP	UP	2000000279	10/19/2012	8,976.44
88101000	CAP Move-UP	UP	2000000279	10/19/2012	8,976.44
88101000	CAP Move-UP	UP	2000000279	10/19/2012	4,158.54
88101000	CAP Move-UP	UP	2000000279	10/19/2012	10,677.20
88101000	CAP Move-UP	UP	2000000279	10/19/2012	2,297.37
88101000	CAP Move-UP	UP	2000000279	10/19/2012	1,109.43
88101000	CAP Move-UP	UP	2000000279	10/19/2012	159.85
88101000	CAP Move-UP	UP	2000000279	10/19/2012	18.81
88101000	CAP Move-UP	UP	2000000279	10/19/2012	157.48
88101000	CAP Move-UP	UP	2000000279	10/19/2012	3,832.40
88101000	CAP Move-UP	UP	2000000279	10/19/2012	10,179.95
88101000	CAP Move-UP	UP	2000000279	10/19/2012	5,804.04
88106000	CAP Move-CCNC	UP	2000000279	10/19/2012	(103,560.00)
88106000	CAP Move-CCNC	UP	2000000279	10/19/2012	(28,783.18)
88106000	CAP Move-CCNC	UP	2000000279	10/19/2012	(12,335.62)
88106000	CAP Move-CCNC	UN	2000000287	10/19/2012	539.10
88106000	CAP Move-CCNC	UN	2000000287	10/19/2012	718.80
88106000	CAP Move-CCNC	UN	2000000287	10/19/2012	2,336.10
88106000	CAP Move-CCNC	UN	2000000287	10/19/2012	776.33
88106000	CAP Move-CCNC	UN	2000000287	10/19/2012	970.42
88106000	CAP Move-CCNC	UN	2000000287	10/19/2012	2,134.91
88106000	CAP Move-CCNC	UN	2000000287	10/19/2012	(3,974.93)
88106000	CAP Move-CCNC	UN	2000000287	10/19/2012	(1,703.53)
88106000	CAP Move-CCNC	UN	2000000287	10/19/2012	(51,106.17)
88106000	CAP Move-CCNC	UN	2000000287	10/19/2012	261.00
88106000	CAP Move-CCNC	UN	2000000287	10/19/2012	2,374.84
88106000	CAP Move-CCNC	UN	2000000287	10/19/2012	4,794.60
88106000	CAP Move-CCNC	UN	2000000287	10/19/2012	49,744.12
88106000	CAP Move-CCNC	UN	2000000287	10/19/2012	5,393.95
88106000	CAP Move-CCNC	UN	2000000287	10/19/2012	(2,521.92)
88106000	CAP Move-CCNC	UN	2000000287	10/19/2012	(44.96)
88106000	CAP Move-CCNC	UN	2000000287	10/19/2012	(44.97)
88106000	CAP Move-CCNC	UN	2000000287	10/19/2012	(809.30)
88106000	CAP Move-CCNC	UN	2000000287	10/19/2012	(9,500.00)
88106000	CAP Move-CCNC	UN	2000000287	10/19/2012	(795.58)
88106000	CAP Move-CCNC	UN	2000000287	10/19/2012	(11.28)
88106000	CAP Move-CCNC	UN	2000000287	10/19/2012	(3,021.93)
88106000	CAP Move-CCNC	UN	2000000287	10/19/2012	(7,535.55)
88106000	CAP Move-CCNC	UN	2000000287	10/19/2012	(111,547.11)
88106000	CAP Move-CCNC	UN	2000000287	10/19/2012	30.52
88106000	CAP Move-CCNC	UN	2000000287	10/19/2012	3,021.59
88106000	CAP Move-CCNC	UN	2000000287	10/19/2012	(172.64)
88106000	CAP Move-CCNC	UN	2000000287	10/19/2012	309.56

Kentucky American Water Company  
Case No. 2012-00520  
Response to PSC DR1, Item 31

Account	Description	Doc Type	Document Number	Posting Date	Amount
88106000	CAP Move-CCNC	UN	2000000287	10/19/2012	309.56
88106000	CAP Move-CCNC	UN	2000000287	10/19/2012	306.91
88106000	CAP Move-CCNC	UN	2000000287	10/19/2012	3,406.02
88106000	CAP Move-CCNC	UN	2000000287	10/19/2012	706.59
88106000	CAP Move-CCNC	UN	2000000287	10/19/2012	1,413.14
88106000	CAP Move-CCNC	UN	2000000287	10/19/2012	5,584.10
88106000	CAP Move-CCNC	UN	2000000287	10/19/2012	(2,818.91)
88106000	CAP Move-CCNC	UN	2000000287	10/19/2012	1,333.37
88106000	CAP Move-CCNC	UP	2000000279	10/19/2012	(10,064.12)
88106000	CAP Move-CCNC	UN	2000000287	10/19/2012	1,712.44
88106000	CAP Move-CCNC	UP	2000000279	10/19/2012	(5,687.11)
88106000	CAP Move-CCNC	UP	2000000279	10/19/2012	(41,487.13)
88106000	CAP Move-CCNC	UP	2000000279	10/19/2012	(1,895.71)
88106000	CAP Move-CCNC	UP	2000000279	10/19/2012	(14,988.58)
88106000	CAP Move-CCNC	UN	2000000287	10/19/2012	155.14
88106000	CAP Move-CCNC	UN	2000000287	10/19/2012	129.05
88106000	CAP Move-CCNC	UN	2000000287	10/19/2012	129.06
88106000	CAP Move-CCNC	UN	2000000287	10/19/2012	129.05
88106000	CAP Move-CCNC	UP	2000000279	10/19/2012	(2,533.20)
88106000	CAP Move-CCNC	UN	2000000287	10/19/2012	539.43
88106000	CAP Move-CCNC	UN	2000000287	10/19/2012	539.42
88106000	CAP Move-CCNC	UP	2000000279	10/19/2012	(2,910.23)
88106000	CAP Move-CCNC	UN	2000000287	10/19/2012	2,001.75
88106000	CAP Move-CCNC	UP	2000000279	10/19/2012	(3,277.17)
88106000	CAP Move-CCNC	UP	2000000279	10/19/2012	(1,920.54)
88106000	CAP Move-CCNC	UP	2000000279	10/19/2012	(3,841.10)
88106000	CAP Move-CCNC	UP	2000000279	10/19/2012	(13,651.21)
88106000	CAP Move-CCNC	UP	2000000279	10/19/2012	(42,953.68)
88106000	CAP Move-CCNC	UN	2000000287	10/19/2012	124.05
88106000	CAP Move-CCNC	UP	2000000279	10/19/2012	(44.81)
88106000	CAP Move-CCNC	UP	2000000279	10/19/2012	(44.81)
88106000	CAP Move-CCNC	UP	2000000279	10/19/2012	(44.81)
88106000	CAP Move-CCNC	UP	2000000279	10/19/2012	(55.59)
88106000	CAP Move-CCNC	UP	2000000279	10/19/2012	(7,717.39)
88106000	CAP Move-CCNC	UP	2000000279	10/19/2012	(1,118.43)
88106000	CAP Move-CCNC	UP	2000000279	10/19/2012	(4,315.25)
88106000	CAP Move-CCNC	UP	2000000279	10/19/2012	(2,434.98)
88106000	CAP Move-CCNC	UP	2000000279	10/19/2012	(3,747.88)
88106000	CAP Move-CCNC	UN	2000000287	10/19/2012	5,215.20
88106000	CAP Move-CCNC	UP	2000000279	10/19/2012	(4,331.80)
88106000	CAP Move-CCNC	UP	2000000279	10/19/2012	(980.59)
88106000	CAP Move-CCNC	UP	2000000279	10/19/2012	(682.91)
88106000	CAP Move-CCNC	UP	2000000279	10/19/2012	(28,448.20)
88106000	CAP Move-CCNC	UP	2000000279	10/19/2012	(12,334.01)
88106000	CAP Move-CCNC	UP	2000000279	10/19/2012	(1,436.45)
88106000	CAP Move-CCNC	UP	2000000279	10/19/2012	(48,777.64)
88106000	CAP Move-CCNC	UN	2000000287	10/19/2012	3,542.58
88106000	CAP Move-CCNC	UN	2000000287	10/19/2012	3,542.49
88106000	CAP Move-CCNC	UN	2000000287	10/19/2012	3,542.58
88106000	CAP Move-CCNC	UN	2000000287	10/19/2012	3,542.58
88106000	CAP Move-CCNC	UP	2000000279	10/19/2012	788.72
88106000	CAP Move-CCNC	UP	2000000279	10/19/2012	(2,797.24)
88106000	CAP Move-CCNC	UP	2000000279	10/19/2012	(2,797.22)
88106000	CAP Move-CCNC	UP	2000000279	10/19/2012	(43.50)
88106000	CAP Move-CCNC	UP	2000000279	10/19/2012	(6,317.92)
88106000	CAP Move-CCNC	UP	2000000279	10/19/2012	(14.18)
88106000	CAP Move-CCNC	UN	2000000287	10/19/2012	206.04
88106000	CAP Move-CCNC	UN	2000000287	10/19/2012	64.85
88106000	CAP Move-CCNC	UP	2000000279	10/19/2012	(10,530.74)
88106000	CAP Move-CCNC	UP	2000000279	10/19/2012	(13,250.24)
88106000	CAP Move-CCNC	UN	2000000287	10/19/2012	18,851.01
88106000	CAP Move-CCNC	UN	2000000287	10/19/2012	18,851.03
88106000	CAP Move-CCNC	UN	2000000287	10/19/2012	584.31
88106000	CAP Move-CCNC	UN	2000000287	10/19/2012	(424.39)
88106000	CAP Move-CCNC	UN	2000000287	10/19/2012	(424.40)
88106000	CAP Move-CCNC	UN	2000000287	10/19/2012	1,187.74
88106000	CAP Move-CCNC	UN	2000000287	10/19/2012	85.19
88106000	CAP Move-CCNC	UP	2000000279	10/19/2012	(20,909.02)
88106000	CAP Move-CCNC	UP	2000000279	10/19/2012	(12,250.58)
88106000	CAP Move-CCNC	UN	2000000287	10/19/2012	2,159.14
88106000	CAP Move-CCNC	UP	2000000279	10/19/2012	(4,683.24)
88106000	CAP Move-CCNC	UP	2000000279	10/19/2012	(4,431.91)
88106000	CAP Move-CCNC	UN	2000000287	10/19/2012	(27,250.56)
88106000	CAP Move-CCNC	UN	2000000287	10/19/2012	7,650.00
88106000	CAP Move-CCNC	UP	2000000279	10/19/2012	(40,507.00)
88106000	CAP Move-CCNC	UP	2000000279	10/19/2012	5,938.49
88106000	CAP Move-CCNC	UN	2000000287	10/19/2012	(29,745.20)

Kentucky American Water Company  
Case No. 2012-00520  
Response to PSC DR1, Item 31

Account	Description	Doc Type	Document Number	Posting Date	Amount
88106000	CAP Move-CCNC	UP	2000000279	10/19/2012	(901.00)
88106000	CAP Move-CCNC	UP	2000000279	10/19/2012	(8,976.44)
88106000	CAP Move-CCNC	UP	2000000279	10/19/2012	(8,976.44)
88106000	CAP Move-CCNC	UN	2000000287	10/19/2012	88,663.11
88106000	CAP Move-CCNC	UN	2000000287	10/19/2012	61,883.67
88106000	CAP Move-CCNC	UN	2000000287	10/19/2012	50,633.97
88106000	CAP Move-CCNC	UP	2000000279	10/19/2012	(4,158.54)
88106000	CAP Move-CCNC	UP	2000000279	10/19/2012	(10,838.00)
88106000	CAP Move-CCNC	UP	2000000279	10/19/2012	160.80
88106000	CAP Move-CCNC	UN	2000000287	10/19/2012	22,609.80
88106000	CAP Move-CCNC	UP	2000000279	10/19/2012	(3,870.18)
88106000	CAP Move-CCNC	UP	2000000279	10/19/2012	(62.42)
88106000	CAP Move-CCNC	UP	2000000279	10/19/2012	(62.41)
88106000	CAP Move-CCNC	UP	2000000279	10/19/2012	(19.44)
88106000	CAP Move-CCNC	UP	2000000279	10/19/2012	(1.33)
88106000	CAP Move-CCNC	UP	2000000279	10/19/2012	(11.35)
88106000	CAP Move-CCNC	UP	2000000279	10/19/2012	(11.19)
88106000	CAP Move-CCNC	UP	2000000279	10/19/2012	(3,832.40)
88106000	CAP Move-CCNC	UN	2000000287	10/19/2012	2,759.05
88106000	CAP Move-CCNC	UP	2000000279	10/19/2012	(10,179.95)
88106000	CAP Move-CCNC	UP	2000000279	10/19/2012	(5,804.04)
88106000	CAP Move-CCNC	UN	2000000287	10/19/2012	370.16
88106000	CAP Move-CCNC	UN	2000000287	10/19/2012	23,544.48
88107000	CAP Move-CWIP	UZ	2000000289	10/19/2012	10.77
88107000	CAP Move-CWIP	UZ	2000000289	10/19/2012	81.89
88107000	CAP Move-CWIP	UZ	2000000289	10/19/2012	12.03
88107000	CAP Move-CWIP	UZ	2000000289	10/19/2012	96.39
88107000	CAP Move-CWIP	UP	2000000279	10/19/2012	(103,560.00)
88107000	CAP Move-CWIP	UP	2000000279	10/19/2012	103,560.00
88107000	CAP Move-CWIP	UP	2000000279	10/19/2012	(41,118.80)
88107000	CAP Move-CWIP	UP	2000000279	10/19/2012	41,118.80
88107000	CAP Move-CWIP	UN	2000000287	10/19/2012	(3,594.00)
88107000	CAP Move-CWIP	UN	2000000287	10/19/2012	(3,881.66)
88107000	CAP Move-CWIP	UZ	2000000289	10/19/2012	9.04
88107000	CAP Move-CWIP	UZ	2000000289	10/19/2012	10.10
88107000	CAP Move-CWIP	UZ	2000000289	10/19/2012	80.91
88107000	CAP Move-CWIP	UZ	2000000289	10/19/2012	68.74
88107000	CAP Move-CWIP	UZ	2000000275	10/19/2012	(805.00)
88107000	CAP Move-CWIP	UN	2000000287	10/19/2012	56,784.63
88107000	CAP Move-CWIP	UN	2000000287	10/19/2012	(261.00)
88107000	CAP Move-CWIP	UN	2000000287	10/19/2012	(2,374.84)
88107000	CAP Move-CWIP	UZ	2000000289	10/19/2012	286.51
88107000	CAP Move-CWIP	UZ	2000000289	10/19/2012	35.77
88107000	CAP Move-CWIP	UZ	2000000289	10/19/2012	243.41
88107000	CAP Move-CWIP	UZ	2000000289	10/19/2012	32.01
88107000	CAP Move-CWIP	UN	2000000287	10/19/2012	(59,932.67)
88107000	CAP Move-CWIP	UZ	2000000289	10/19/2012	603.76
88107000	CAP Move-CWIP	UZ	2000000289	10/19/2012	75.38
88107000	CAP Move-CWIP	UZ	2000000289	10/19/2012	67.46
88107000	CAP Move-CWIP	UZ	2000000289	10/19/2012	512.93
88107000	CAP Move-CWIP	UN	2000000287	10/19/2012	2,521.92
88107000	CAP Move-CWIP	UN	2000000287	10/19/2012	899.23
88107000	CAP Move-CWIP	UZ	2000000289	10/19/2012	4.00
88107000	CAP Move-CWIP	UZ	2000000289	10/19/2012	35.81
88107000	CAP Move-CWIP	UZ	2000000289	10/19/2012	4.47
88107000	CAP Move-CWIP	UZ	2000000289	10/19/2012	30.42
88107000	CAP Move-CWIP	UN	2000000287	10/19/2012	9,500.00
88107000	CAP Move-CWIP	UN	2000000287	10/19/2012	806.86
88107000	CAP Move-CWIP	UZ	2000000275	10/19/2012	(121,806.32)
88107000	CAP Move-CWIP	UN	2000000287	10/19/2012	122,104.59
88107000	CAP Move-CWIP	UZ	2000000273	10/19/2012	350,000.00
88107000	CAP Move-CWIP	UZ	2000000289	10/19/2012	71.65
88107000	CAP Move-CWIP	UZ	2000000289	10/19/2012	84.34
88107000	CAP Move-CWIP	UZ	2000000289	10/19/2012	10.53
88107000	CAP Move-CWIP	UZ	2000000289	10/19/2012	9.42
88107000	CAP Move-CWIP	UZ	2000000289	10/19/2012	17.93
88107000	CAP Move-CWIP	UZ	2000000289	10/19/2012	122.04
88107000	CAP Move-CWIP	UZ	2000000289	10/19/2012	143.66
88107000	CAP Move-CWIP	UZ	2000000289	10/19/2012	16.05
88107000	CAP Move-CWIP	UZ	2000000277	10/19/2012	31,881.92
88107000	CAP Move-CWIP	UN	2000000287	10/19/2012	(3,052.11)
88107000	CAP Move-CWIP	UZ	2000000289	10/19/2012	1.81
88107000	CAP Move-CWIP	UZ	2000000289	10/19/2012	12.36
88107000	CAP Move-CWIP	UZ	2000000289	10/19/2012	14.54
88107000	CAP Move-CWIP	UZ	2000000289	10/19/2012	1.62
88107000	CAP Move-CWIP	UZ	2000000289	10/19/2012	19.62
88107000	CAP Move-CWIP	UZ	2000000289	10/19/2012	149.16



Kentucky American Water Company  
Case No. 2012-00520  
Response to PSC DR1, Item 31

Account	Description	Doc Type	Document Number	Posting Date	Amount
88107000	CAP Move-CWIP	UZ	2000000289	10/19/2012	21.92
88107000	CAP Move-CWIP	UZ	2000000289	10/19/2012	175.58
88107000	CAP Move-CWIP	UZ	2000000289	10/19/2012	468.19
88107000	CAP Move-CWIP	UZ	2000000289	10/19/2012	397.76
88107000	CAP Move-CWIP	UZ	2000000289	10/19/2012	52.31
88107000	CAP Move-CWIP	UZ	2000000289	10/19/2012	58.45
88107000	CAP Move-CWIP	UN	2000000287	10/19/2012	172.64
88107000	CAP Move-CWIP	UZ	2000000289	10/19/2012	(2.52)
88107000	CAP Move-CWIP	UZ	2000000289	10/19/2012	(20.15)
88107000	CAP Move-CWIP	UZ	2000000289	10/19/2012	(17.12)
88107000	CAP Move-CWIP	UZ	2000000289	10/19/2012	(2.25)
88107000	CAP Move-CWIP	UZ	2000000273	10/19/2012	3.30
88107000	CAP Move-CWIP	UN	2000000287	10/19/2012	(926.03)
88107000	CAP Move-CWIP	UZ	2000000289	10/19/2012	23.05
88107000	CAP Move-CWIP	UZ	2000000289	10/19/2012	3.03
88107000	CAP Move-CWIP	UZ	2000000289	10/19/2012	27.13
88107000	CAP Move-CWIP	UZ	2000000289	10/19/2012	3.39
88107000	CAP Move-CWIP	UN	2000000287	10/19/2012	(3,406.02)
88107000	CAP Move-CWIP	UZ	2000000289	10/19/2012	176.93
88107000	CAP Move-CWIP	UZ	2000000289	10/19/2012	26.00
88107000	CAP Move-CWIP	UZ	2000000289	10/19/2012	23.27
88107000	CAP Move-CWIP	UZ	2000000289	10/19/2012	208.25
88107000	CAP Move-CWIP	UN	2000000287	10/19/2012	(2,119.73)
88107000	CAP Move-CWIP	UN	2000000287	10/19/2012	(5,584.10)
88107000	CAP Move-CWIP	UZ	2000000289	10/19/2012	10.67
88107000	CAP Move-CWIP	UZ	2000000289	10/19/2012	11.92
88107000	CAP Move-CWIP	UZ	2000000289	10/19/2012	95.53
88107000	CAP Move-CWIP	UZ	2000000289	10/19/2012	81.16
88107000	CAP Move-CWIP	UN	2000000287	10/19/2012	2,818.91
88107000	CAP Move-CWIP	UZ	2000000273	10/19/2012	1,333.37
88107000	CAP Move-CWIP	UN	2000000287	10/19/2012	(1,333.37)
88107000	CAP Move-CWIP	UP	2000000279	10/19/2012	(10,064.12)
88107000	CAP Move-CWIP	UP	2000000279	10/19/2012	10,064.12
88107000	CAP Move-CWIP	UN	2000000287	10/19/2012	(1,712.44)
88107000	CAP Move-CWIP	UZ	2000000289	10/19/2012	24.00
88107000	CAP Move-CWIP	UZ	2000000289	10/19/2012	192.17
88107000	CAP Move-CWIP	UZ	2000000289	10/19/2012	163.26
88107000	CAP Move-CWIP	UZ	2000000289	10/19/2012	21.47
88107000	CAP Move-CWIP	UZ	2000000273	10/19/2012	578.81
88107000	CAP Move-CWIP	UP	2000000279	10/19/2012	64,058.53
88107000	CAP Move-CWIP	UP	2000000279	10/19/2012	(69,811.51)
88107000	CAP Move-CWIP	UZ	2000000289	10/19/2012	26.34
88107000	CAP Move-CWIP	UZ	2000000289	10/19/2012	200.29
88107000	CAP Move-CWIP	UZ	2000000289	10/19/2012	235.76
88107000	CAP Move-CWIP	UZ	2000000289	10/19/2012	29.44
88107000	CAP Move-CWIP	UN	2000000287	10/19/2012	(155.14)
88107000	CAP Move-CWIP	UN	2000000287	10/19/2012	(387.16)
88107000	CAP Move-CWIP	UP	2000000279	10/19/2012	(2,533.20)
88107000	CAP Move-CWIP	UP	2000000279	10/19/2012	2,533.20
88107000	CAP Move-CWIP	UN	2000000287	10/19/2012	(1,078.85)
88107000	CAP Move-CWIP	UP	2000000279	10/19/2012	(5,264.62)
88107000	CAP Move-CWIP	UP	2000000279	10/19/2012	2,910.23
88107000	CAP Move-CWIP	UN	2000000287	10/19/2012	(2,001.75)
88107000	CAP Move-CWIP	UP	2000000279	10/19/2012	3,277.17
88107000	CAP Move-CWIP	UP	2000000279	10/19/2012	(3,969.63)
88107000	CAP Move-CWIP	UP	2000000279	10/19/2012	19,412.85
88107000	CAP Move-CWIP	UP	2000000279	10/19/2012	(21,324.81)
88107000	CAP Move-CWIP	UP	2000000279	10/19/2012	42,953.68
88107000	CAP Move-CWIP	UP	2000000279	10/19/2012	(25,331.45)
88107000	CAP Move-CWIP	UZ	2000000289	10/19/2012	47.18
88107000	CAP Move-CWIP	UZ	2000000289	10/19/2012	422.28
88107000	CAP Move-CWIP	UZ	2000000289	10/19/2012	358.75
88107000	CAP Move-CWIP	UZ	2000000289	10/19/2012	52.72
88107000	CAP Move-CWIP	UN	2000000287	10/19/2012	(124.05)
88107000	CAP Move-CWIP	UZ	2000000289	10/19/2012	12.29
88107000	CAP Move-CWIP	UZ	2000000289	10/19/2012	1.37
88107000	CAP Move-CWIP	UZ	2000000289	10/19/2012	10.44
88107000	CAP Move-CWIP	UZ	2000000289	10/19/2012	1.53
88107000	CAP Move-CWIP	UP	2000000279	10/19/2012	190.02
88107000	CAP Move-CWIP	UP	2000000279	10/19/2012	(190.02)
88107000	CAP Move-CWIP	UP	2000000279	10/19/2012	(19,823.39)
88107000	CAP Move-CWIP	UP	2000000279	10/19/2012	7,717.39
88107000	CAP Move-CWIP	UZ	2000000289	10/19/2012	811.54
88107000	CAP Move-CWIP	UZ	2000000289	10/19/2012	119.26
88107000	CAP Move-CWIP	UZ	2000000289	10/19/2012	106.74
88107000	CAP Move-CWIP	UZ	2000000289	10/19/2012	955.24
88107000	CAP Move-CWIP	UP	2000000279	10/19/2012	1,118.43

Kentucky American Water Company  
Case No. 2012-00520  
Response to PSC DR1, Item 31

Account	Description	Doc Type	Document Number	Posting Date	Amount
88107000	CAP Move-CWIP	UP	2000000279	10/19/2012	(1,822.23)
88107000	CAP Move-CWIP	UP	2000000279	10/19/2012	(10,498.11)
88107000	CAP Move-CWIP	UP	2000000279	10/19/2012	10,498.11
88107000	CAP Move-CWIP	UN	2000000287	10/19/2012	(5,215.20)
88107000	CAP Move-CWIP	UP	2000000279	10/19/2012	(16,479.95)
88107000	CAP Move-CWIP	UP	2000000279	10/19/2012	5,312.39
88107000	CAP Move-CWIP	UP	2000000279	10/19/2012	682.91
88107000	CAP Move-CWIP	UP	2000000279	10/19/2012	(1,241.23)
88107000	CAP Move-CWIP	UP	2000000279	10/19/2012	(1,414.11)
88107000	CAP Move-CWIP	UP	2000000279	10/19/2012	28,448.20
88107000	CAP Move-CWIP	UP	2000000279	10/19/2012	(2,002.43)
88107000	CAP Move-CWIP	UP	2000000279	10/19/2012	12,334.01
88107000	CAP Move-CWIP	UZ	2000000289	10/19/2012	46.85
88107000	CAP Move-CWIP	UZ	2000000289	10/19/2012	375.27
88107000	CAP Move-CWIP	UZ	2000000289	10/19/2012	41.93
88107000	CAP Move-CWIP	UZ	2000000289	10/19/2012	318.81
88107000	CAP Move-CWIP	UP	2000000279	10/19/2012	1,436.45
88107000	CAP Move-CWIP	UP	2000000279	10/19/2012	(1,436.45)
88107000	CAP Move-CWIP	UP	2000000279	10/19/2012	(48,777.64)
88107000	CAP Move-CWIP	UP	2000000279	10/19/2012	48,777.64
88107000	CAP Move-CWIP	UN	2000000287	10/19/2012	(14,170.23)
88107000	CAP Move-CWIP	UP	2000000279	10/19/2012	5,594.46
88107000	CAP Move-CWIP	UP	2000000279	10/19/2012	(5,594.46)
88107000	CAP Move-CWIP	UP	2000000279	10/19/2012	43.50
88107000	CAP Move-CWIP	UP	2000000279	10/19/2012	(92.12)
88107000	CAP Move-CWIP	UP	2000000279	10/19/2012	6,317.92
88107000	CAP Move-CWIP	UP	2000000279	10/19/2012	(18,690.20)
88107000	CAP Move-CWIP	UZ	2000000289	10/19/2012	646.38
88107000	CAP Move-CWIP	UZ	2000000289	10/19/2012	760.83
88107000	CAP Move-CWIP	UZ	2000000289	10/19/2012	94.99
88107000	CAP Move-CWIP	UZ	2000000289	10/19/2012	85.01
88107000	CAP Move-CWIP	UP	2000000279	10/19/2012	14.18
88107000	CAP Move-CWIP	UP	2000000279	10/19/2012	(884.18)
88107000	CAP Move-CWIP	UN	2000000287	10/19/2012	(206.04)
88107000	CAP Move-CWIP	UZ	2000000289	10/19/2012	2.60
88107000	CAP Move-CWIP	UZ	2000000289	10/19/2012	23.25
88107000	CAP Move-CWIP	UZ	2000000289	10/19/2012	2.91
88107000	CAP Move-CWIP	UZ	2000000289	10/19/2012	19.75
88107000	CAP Move-CWIP	UN	2000000287	10/19/2012	(64.85)
88107000	CAP Move-CWIP	UP	2000000279	10/19/2012	(10,530.74)
88107000	CAP Move-CWIP	UP	2000000279	10/19/2012	10,530.74
88107000	CAP Move-CWIP	UP	2000000279	10/19/2012	(13,250.24)
88107000	CAP Move-CWIP	UP	2000000279	10/19/2012	13,250.24
88107000	CAP Move-CWIP	UN	2000000287	10/19/2012	(37,702.04)
88107000	CAP Move-CWIP	UZ	2000000289	10/19/2012	217.25
88107000	CAP Move-CWIP	UZ	2000000289	10/19/2012	1,740.14
88107000	CAP Move-CWIP	UZ	2000000289	10/19/2012	1,478.36
88107000	CAP Move-CWIP	UZ	2000000289	10/19/2012	194.44
88107000	CAP Move-CWIP	UN	2000000287	10/19/2012	(584.31)
88107000	CAP Move-CWIP	UN	2000000287	10/19/2012	848.79
88107000	CAP Move-CWIP	UZ	2000000289	10/19/2012	319.77
88107000	CAP Move-CWIP	UZ	2000000289	10/19/2012	39.92
88107000	CAP Move-CWIP	UZ	2000000289	10/19/2012	35.73
88107000	CAP Move-CWIP	UZ	2000000289	10/19/2012	271.67
88107000	CAP Move-CWIP	UN	2000000287	10/19/2012	(1,187.74)
88107000	CAP Move-CWIP	UZ	2000000289	10/19/2012	50.94
88107000	CAP Move-CWIP	UZ	2000000289	10/19/2012	59.95
88107000	CAP Move-CWIP	UZ	2000000289	10/19/2012	7.48
88107000	CAP Move-CWIP	UZ	2000000289	10/19/2012	6.70
88107000	CAP Move-CWIP	UN	2000000287	10/19/2012	(85.19)
88107000	CAP Move-CWIP	UP	2000000279	10/19/2012	(20,909.02)
88107000	CAP Move-CWIP	UP	2000000279	10/19/2012	20,909.02
88107000	CAP Move-CWIP	UP	2000000279	10/19/2012	(12,250.58)
88107000	CAP Move-CWIP	UP	2000000279	10/19/2012	12,250.58
88107000	CAP Move-CWIP	UN	2000000287	10/19/2012	(2,159.14)
88107000	CAP Move-CWIP	UZ	2000000289	10/19/2012	242.21
88107000	CAP Move-CWIP	UZ	2000000289	10/19/2012	31.85
88107000	CAP Move-CWIP	UZ	2000000289	10/19/2012	285.10
88107000	CAP Move-CWIP	UZ	2000000289	10/19/2012	35.59
88107000	CAP Move-CWIP	UP	2000000279	10/19/2012	4,683.24
88107000	CAP Move-CWIP	UP	2000000279	10/19/2012	(4,958.31)
88107000	CAP Move-CWIP	UZ	2000000289	10/19/2012	2.38
88107000	CAP Move-CWIP	UZ	2000000289	10/19/2012	21.30
88107000	CAP Move-CWIP	UZ	2000000289	10/19/2012	18.10
88107000	CAP Move-CWIP	UZ	2000000289	10/19/2012	2.66
88107000	CAP Move-CWIP	UP	2000000279	10/19/2012	4,431.91
88107000	CAP Move-CWIP	UP	2000000279	10/19/2012	(4,431.91)

Kentucky American Water Company  
Case No. 2012-00520  
Response to PSC DR1, Item 31

Account	Description	Doc Type	Document Number	Posting Date	Amount
88107000	CAP Move-CWIP	UN	2000000287	10/19/2012	27,250.56
88107000	CAP Move-CWIP	UZ	2000000289	10/19/2012	105.78
88107000	CAP Move-CWIP	UZ	2000000289	10/19/2012	719.87
88107000	CAP Move-CWIP	UZ	2000000289	10/19/2012	847.34
88107000	CAP Move-CWIP	UZ	2000000289	10/19/2012	94.67
88107000	CAP Move-CWIP	UZ	2000000289	10/19/2012	48.11
88107000	CAP Move-CWIP	UZ	2000000289	10/19/2012	6.33
88107000	CAP Move-CWIP	UZ	2000000289	10/19/2012	56.63
88107000	CAP Move-CWIP	UZ	2000000289	10/19/2012	7.07
88107000	CAP Move-CWIP	UZ	2000000289	10/19/2012	5.14
88107000	CAP Move-CWIP	UZ	2000000289	10/19/2012	46.06
88107000	CAP Move-CWIP	UZ	2000000289	10/19/2012	5.75
88107000	CAP Move-CWIP	UZ	2000000289	10/19/2012	39.13
88107000	CAP Move-CWIP	UN	2000000287	10/19/2012	(7,650.00)
88107000	CAP Move-CWIP	UP	2000000279	10/19/2012	40,507.00
88107000	CAP Move-CWIP	UP	2000000279	10/19/2012	(40,507.00)
88107000	CAP Move-CWIP	UZ	2000000273	10/19/2012	(1,309.21)
88107000	CAP Move-CWIP	UN	2000000287	10/19/2012	29,745.20
88107000	CAP Move-CWIP	UP	2000000279	10/19/2012	901.00
88107000	CAP Move-CWIP	UP	2000000279	10/19/2012	(901.00)
88107000	CAP Move-CWIP	UP	2000000279	10/19/2012	(8,976.44)
88107000	CAP Move-CWIP	UP	2000000279	10/19/2012	8,976.44
88107000	CAP Move-CWIP	UP	2000000279	10/19/2012	(8,976.44)
88107000	CAP Move-CWIP	UP	2000000279	10/19/2012	8,976.44
88107000	CAP Move-CWIP	UN	2000000287	10/19/2012	(88,663.11)
88107000	CAP Move-CWIP	UN	2000000287	10/19/2012	(61,883.67)
88107000	CAP Move-CWIP	UN	2000000287	10/19/2012	(50,633.97)
88107000	CAP Move-CWIP	UP	2000000279	10/19/2012	(4,158.54)
88107000	CAP Move-CWIP	UP	2000000279	10/19/2012	4,158.54
88107000	CAP Move-CWIP	UP	2000000279	10/19/2012	(10,838.00)
88107000	CAP Move-CWIP	UP	2000000279	10/19/2012	10,838.00
88107000	CAP Move-CWIP	UN	2000000287	10/19/2012	(22,609.80)
88107000	CAP Move-CWIP	UZ	2000000289	10/19/2012	36.15
88107000	CAP Move-CWIP	UZ	2000000289	10/19/2012	30.70
88107000	CAP Move-CWIP	UZ	2000000289	10/19/2012	4.51
88107000	CAP Move-CWIP	UZ	2000000289	10/19/2012	4.04
88107000	CAP Move-CWIP	UZ	2000000289	10/19/2012	298.32
88107000	CAP Move-CWIP	UZ	2000000289	10/19/2012	351.14
88107000	CAP Move-CWIP	UZ	2000000289	10/19/2012	43.84
88107000	CAP Move-CWIP	UZ	2000000289	10/19/2012	39.23
88107000	CAP Move-CWIP	UP	2000000279	10/19/2012	3,995.01
88107000	CAP Move-CWIP	UP	2000000279	10/19/2012	(2,297.37)
88107000	CAP Move-CWIP	UP	2000000279	10/19/2012	19.44
88107000	CAP Move-CWIP	UP	2000000279	10/19/2012	(1,109.43)
88107000	CAP Move-CWIP	UZ	2000000289	10/19/2012	98.78
88107000	CAP Move-CWIP	UZ	2000000289	10/19/2012	83.92
88107000	CAP Move-CWIP	UZ	2000000289	10/19/2012	12.34
88107000	CAP Move-CWIP	UZ	2000000289	10/19/2012	11.03
88107000	CAP Move-CWIP	UP	2000000279	10/19/2012	23.87
88107000	CAP Move-CWIP	UP	2000000279	10/19/2012	(336.14)
88107000	CAP Move-CWIP	UZ	2000000289	10/19/2012	13.02
88107000	CAP Move-CWIP	UZ	2000000289	10/19/2012	15.34
88107000	CAP Move-CWIP	UZ	2000000289	10/19/2012	1.91
88107000	CAP Move-CWIP	UZ	2000000289	10/19/2012	1.71
88107000	CAP Move-CWIP	UP	2000000279	10/19/2012	(3,832.40)
88107000	CAP Move-CWIP	UP	2000000279	10/19/2012	3,832.40
88107000	CAP Move-CWIP	UN	2000000287	10/19/2012	(2,759.05)
88107000	CAP Move-CWIP	UZ	2000000289	10/19/2012	392.01
88107000	CAP Move-CWIP	UZ	2000000289	10/19/2012	333.03
88107000	CAP Move-CWIP	UZ	2000000289	10/19/2012	43.81
88107000	CAP Move-CWIP	UZ	2000000289	10/19/2012	48.94
88107000	CAP Move-CWIP	UP	2000000279	10/19/2012	10,179.95
88107000	CAP Move-CWIP	UP	2000000279	10/19/2012	(10,179.95)
88107000	CAP Move-CWIP	UP	2000000279	10/19/2012	(5,804.04)
88107000	CAP Move-CWIP	UP	2000000279	10/19/2012	5,804.04
88107000	CAP Move-CWIP	UN	2000000287	10/19/2012	(370.16)
88107000	CAP Move-CWIP	UZ	2000000289	10/19/2012	35.96
88107000	CAP Move-CWIP	UZ	2000000289	10/19/2012	42.32
88107000	CAP Move-CWIP	UZ	2000000289	10/19/2012	4.73
88107000	CAP Move-CWIP	UZ	2000000289	10/19/2012	5.29
88107000	CAP Move-CWIP	UZ	2000000277	10/19/2012	11,543.40
88107000	CAP Move-CWIP	UZ	2000000277	10/19/2012	6,360.00
88107000	CAP Move-CWIP	UN	2000000287	10/19/2012	(23,544.48)
88108020	CAP Move-UP A/D Salv	US	2000000280	10/19/2012	(2,736.00)
88108020	CAP Move-UP A/D Salv	US	2000000280	10/19/2012	(60.00)
88257000	CAP Move-COR	UC	2000000278	10/19/2012	24,119.75
88257000	CAP Move-COR	UC	2000000278	10/19/2012	3.46

Kentucky American Water Company  
Case No. 2012-00520  
Response to PSC DR1, Item 31

Account	Description	Doc Type	Document Number	Posting Date	Amount
88257000	CAP Move-COR	UC	2000000278	10/19/2012	3.63
88257000	CAP Move-COR	UC	2000000278	10/19/2012	8,872.95
88257000	CAP Move-COR	UC	2000000278	10/19/2012	818.69
88257000	CAP Move-COR	UC	2000000278	10/19/2012	68.85
88257000	CAP Move-COR	UC	2000000278	10/19/2012	13.77
88257000	CAP Move-COR	UC	2000000278	10/19/2012	1,958.48
88257000	CAP Move-COR	UC	2000000278	10/19/2012	132.12
88257000	CAP Move-COR	UC	2000000278	10/19/2012	(423.80)
88257000	CAP Move-COR	UC	2000000278	10/19/2012	(525.51)
88257000	CAP Move-COR	UC	2000000278	10/19/2012	1,641.56
88257000	CAP Move-COR	UC	2000000278	10/19/2012	532.60
88257100	CAP Move-RWIP	UZ	2000000289	10/19/2012	0.04
88257100	CAP Move-RWIP	UZ	2000000289	10/19/2012	0.31
88257100	CAP Move-RWIP	UZ	2000000289	10/19/2012	0.36
88257100	CAP Move-RWIP	UZ	2000000289	10/19/2012	0.05
88257100	CAP Move-RWIP	UZ	2000000289	10/19/2012	0.02
88257100	CAP Move-RWIP	UZ	2000000289	10/19/2012	0.15
88257100	CAP Move-RWIP	UZ	2000000289	10/19/2012	0.12
88257100	CAP Move-RWIP	UZ	2000000289	10/19/2012	0.02
88257100	CAP Move-RWIP	UZ	2000000289	10/19/2012	0.22
88257100	CAP Move-RWIP	UZ	2000000289	10/19/2012	0.20
88257100	CAP Move-RWIP	UZ	2000000289	10/19/2012	1.51
88257100	CAP Move-RWIP	UZ	2000000289	10/19/2012	1.77
88257100	CAP Move-RWIP	UZ	2000000289	10/19/2012	4.73
88257100	CAP Move-RWIP	UZ	2000000289	10/19/2012	0.59
88257100	CAP Move-RWIP	UZ	2000000289	10/19/2012	4.02
88257100	CAP Move-RWIP	UZ	2000000289	10/19/2012	0.53
88257100	CAP Move-RWIP	UZ	2000000273	10/19/2012	260.04
88257100	CAP Move-RWIP	UC	2000000278	10/19/2012	(24,119.75)
88257100	CAP Move-RWIP	UZ	2000000289	10/19/2012	11.83
88257100	CAP Move-RWIP	UZ	2000000289	10/19/2012	89.99
88257100	CAP Move-RWIP	UZ	2000000289	10/19/2012	13.22
88257100	CAP Move-RWIP	UZ	2000000289	10/19/2012	105.92
88257100	CAP Move-RWIP	UC	2000000278	10/19/2012	(3.46)
88257100	CAP Move-RWIP	UZ	2000000289	10/19/2012	0.69
88257100	CAP Move-RWIP	UZ	2000000289	10/19/2012	5.52
88257100	CAP Move-RWIP	UZ	2000000289	10/19/2012	0.62
88257100	CAP Move-RWIP	UZ	2000000289	10/19/2012	4.69
88257100	CAP Move-RWIP	UC	2000000278	10/19/2012	(3.63)
88257100	CAP Move-RWIP	UC	2000000278	10/19/2012	(8,872.95)
88257100	CAP Move-RWIP	US	2000000280	10/19/2012	2,736.00
88257100	CAP Move-RWIP	UZ	2000000289	10/19/2012	47.95
88257100	CAP Move-RWIP	UZ	2000000289	10/19/2012	429.17
88257100	CAP Move-RWIP	UZ	2000000289	10/19/2012	364.60
88257100	CAP Move-RWIP	UZ	2000000289	10/19/2012	53.58
88257100	CAP Move-RWIP	UC	2000000278	10/19/2012	(818.69)
88257100	CAP Move-RWIP	UC	2000000278	10/19/2012	(68.85)
88257100	CAP Move-RWIP	UC	2000000278	10/19/2012	(13.77)
88257100	CAP Move-RWIP	UC	2000000278	10/19/2012	(1,958.48)
88257100	CAP Move-RWIP	UZ	2000000289	10/19/2012	96.58
88257100	CAP Move-RWIP	UZ	2000000289	10/19/2012	12.70
88257100	CAP Move-RWIP	UZ	2000000289	10/19/2012	113.69
88257100	CAP Move-RWIP	UZ	2000000289	10/19/2012	14.19
88257100	CAP Move-RWIP	UC	2000000278	10/19/2012	(132.12)
88257100	CAP Move-RWIP	UZ	2000000289	10/19/2012	0.39
88257100	CAP Move-RWIP	UZ	2000000289	10/19/2012	0.43
88257100	CAP Move-RWIP	UZ	2000000289	10/19/2012	3.47
88257100	CAP Move-RWIP	UZ	2000000289	10/19/2012	2.95
88257100	CAP Move-RWIP	UC	2000000278	10/19/2012	423.80
88257100	CAP Move-RWIP	US	2000000280	10/19/2012	60.00
88257100	CAP Move-RWIP	UC	2000000278	10/19/2012	525.51
88257100	CAP Move-RWIP	UZ	2000000289	10/19/2012	220.91
88257100	CAP Move-RWIP	UZ	2000000289	10/19/2012	32.46
88257100	CAP Move-RWIP	UZ	2000000289	10/19/2012	260.02
88257100	CAP Move-RWIP	UZ	2000000289	10/19/2012	29.05
88257100	CAP Move-RWIP	UZ	2000000289	10/19/2012	5.34
88257100	CAP Move-RWIP	UZ	2000000289	10/19/2012	40.59
88257100	CAP Move-RWIP	UZ	2000000289	10/19/2012	5.97
88257100	CAP Move-RWIP	UZ	2000000289	10/19/2012	47.78
88257100	CAP Move-RWIP	UZ	2000000289	10/19/2012	1.00
88257100	CAP Move-RWIP	UZ	2000000289	10/19/2012	8.96
88257100	CAP Move-RWIP	UZ	2000000289	10/19/2012	7.61
88257100	CAP Move-RWIP	UZ	2000000289	10/19/2012	1.12
88257100	CAP Move-RWIP	UZ	2000000289	10/19/2012	0.44
88257100	CAP Move-RWIP	UZ	2000000289	10/19/2012	0.40
88257100	CAP Move-RWIP	UZ	2000000289	10/19/2012	3.01
88257100	CAP Move-RWIP	UZ	2000000289	10/19/2012	3.55

Kentucky American Water Company  
Case No. 2012-00520  
Response to PSC DR1, Item 31

Account	Description	Doc Type	Document Number	Posting Date	Amount
88257100	CAP Move-RWIP	UC	2000000278	10/19/2012	(1,641.56)
88257100	CAP Move-RWIP	UC	2000000278	10/19/2012	(532.60)
88257100	CAP Move-RWIP	UZ	2000000289	10/19/2012	19.02
88257100	CAP Move-RWIP	UZ	2000000289	10/19/2012	16.15
88257100	CAP Move-RWIP	UZ	2000000289	10/19/2012	2.37
88257100	CAP Move-RWIP	UZ	2000000289	10/19/2012	2.12
88257100	CAP Move-RWIP	UZ	2000000277	10/19/2012	116.60
88271100	CAP Move-CIAC NT	UP	2000000279	10/19/2012	(8,343.13)
88271100	CAP Move-CIAC NT	UP	2000000279	10/19/2012	8,343.13
88271100	CAP Move-CIAC NT	UP	2000000279	10/19/2012	(15,392.72)
88271100	CAP Move-CIAC NT	UP	2000000279	10/19/2012	15,392.72
88271100	CAP Move-CIAC NT	UN	2000000287	10/19/2012	2,943.23
88271100	CAP Move-CIAC NT	UN	2000000287	10/19/2012	679.21
88271100	CAP Move-CIAC NT	UP	2000000279	10/19/2012	10,581.82
88271100	CAP Move-CIAC NT	UP	2000000279	10/19/2012	(10,581.82)
88271100	CAP Move-CIAC NT	UP	2000000279	10/19/2012	(7,184.73)
88271100	CAP Move-CIAC NT	UP	2000000279	10/19/2012	7,184.73
88271100	CAP Move-CIAC NT	UN	2000000287	10/19/2012	(70,668.00)
88271170	CAP Move-CIAC NT WIP	UP	2000000279	10/19/2012	(23,735.85)
88271170	CAP Move-CIAC NT WIP	UP	2000000279	10/19/2012	23,735.85
88271170	CAP Move-CIAC NT WIP	UN	2000000287	10/19/2012	(3,622.44)
88271170	CAP Move-CIAC NT WIP	UP	2000000279	10/19/2012	(17,766.55)
88271170	CAP Move-CIAC NT WIP	UP	2000000279	10/19/2012	17,766.55
88271170	CAP Move-CIAC NT WIP	UN	2000000287	10/19/2012	70,668.00
88271200	CAP Move-CIAC Tax	UN	2000000287	10/19/2012	(27,125.00)
88271270	CAP Move-CIAC Tx WIP	UN	2000000287	10/19/2012	27,125.00
88900000	CAP Move-Settlement	UZ	2000000289	10/19/2012	(81.89)
88900000	CAP Move-Settlement	UZ	2000000289	10/19/2012	(12.03)
88900000	CAP Move-Settlement	UZ	2000000289	10/19/2012	(10.77)
88900000	CAP Move-Settlement	UZ	2000000289	10/19/2012	(96.39)
88900000	CAP Move-Settlement	UZ	2000000289	10/19/2012	(80.91)
88900000	CAP Move-Settlement	UZ	2000000289	10/19/2012	(9.04)
88900000	CAP Move-Settlement	UZ	2000000289	10/19/2012	(10.10)
88900000	CAP Move-Settlement	UZ	2000000289	10/19/2012	(68.74)
88900000	CAP Move-Settlement	UZ	2000000275	10/19/2012	805.00
88900000	CAP Move-Settlement	UZ	2000000289	10/19/2012	(286.51)
88900000	CAP Move-Settlement	UZ	2000000289	10/19/2012	(243.41)
88900000	CAP Move-Settlement	UZ	2000000289	10/19/2012	(32.01)
88900000	CAP Move-Settlement	UZ	2000000289	10/19/2012	(35.77)
88900000	CAP Move-Settlement	UZ	2000000289	10/19/2012	(512.93)
88900000	CAP Move-Settlement	UZ	2000000289	10/19/2012	(603.76)
88900000	CAP Move-Settlement	UZ	2000000289	10/19/2012	(75.38)
88900000	CAP Move-Settlement	UZ	2000000289	10/19/2012	(67.46)
88900000	CAP Move-Settlement	UZ	2000000289	10/19/2012	(4.52)
88900000	CAP Move-Settlement	UZ	2000000289	10/19/2012	(4.04)
88900000	CAP Move-Settlement	UZ	2000000289	10/19/2012	(36.17)
88900000	CAP Move-Settlement	UZ	2000000289	10/19/2012	(30.73)
88900000	CAP Move-Settlement	UZ	2000000275	10/19/2012	121,806.32
88900000	CAP Move-Settlement	UZ	2000000273	10/19/2012	(350,000.00)
88900000	CAP Move-Settlement	UZ	2000000289	10/19/2012	(71.65)
88900000	CAP Move-Settlement	UZ	2000000289	10/19/2012	(10.53)
88900000	CAP Move-Settlement	UZ	2000000289	10/19/2012	(9.42)
88900000	CAP Move-Settlement	UZ	2000000289	10/19/2012	(84.34)
88900000	CAP Move-Settlement	UZ	2000000289	10/19/2012	(122.04)
88900000	CAP Move-Settlement	UZ	2000000289	10/19/2012	(16.05)
88900000	CAP Move-Settlement	UZ	2000000289	10/19/2012	(17.93)
88900000	CAP Move-Settlement	UZ	2000000289	10/19/2012	(143.66)
88900000	CAP Move-Settlement	UZ	2000000277	10/19/2012	(31,881.92)
88900000	CAP Move-Settlement	UZ	2000000289	10/19/2012	(12.48)
88900000	CAP Move-Settlement	UZ	2000000289	10/19/2012	(1.64)
88900000	CAP Move-Settlement	UZ	2000000289	10/19/2012	(14.69)
88900000	CAP Move-Settlement	UZ	2000000289	10/19/2012	(1.83)
88900000	CAP Move-Settlement	UZ	2000000289	10/19/2012	(22.14)
88900000	CAP Move-Settlement	UZ	2000000289	10/19/2012	(177.35)
88900000	CAP Move-Settlement	UZ	2000000289	10/19/2012	(150.67)
88900000	CAP Move-Settlement	UZ	2000000289	10/19/2012	(19.82)
88900000	CAP Move-Settlement	UZ	2000000289	10/19/2012	(401.78)
88900000	CAP Move-Settlement	UZ	2000000289	10/19/2012	(52.84)
88900000	CAP Move-Settlement	UZ	2000000289	10/19/2012	(472.92)
88900000	CAP Move-Settlement	UZ	2000000289	10/19/2012	(59.04)
88900000	CAP Move-Settlement	UZ	2000000289	10/19/2012	2.25
88900000	CAP Move-Settlement	UZ	2000000289	10/19/2012	20.15
88900000	CAP Move-Settlement	UZ	2000000289	10/19/2012	17.12
88900000	CAP Move-Settlement	UZ	2000000289	10/19/2012	2.52
88900000	CAP Move-Settlement	UZ	2000000273	10/19/2012	(3.30)
88900000	CAP Move-Settlement	UZ	2000000289	10/19/2012	(3.39)
88900000	CAP Move-Settlement	UZ	2000000289	10/19/2012	(3.03)

Kentucky American Water Company  
Case No. 2012-00520  
Response to PSC DR1, Item 31

Account	Description	Doc Type	Document Number	Posting Date	Amount
88900000	CAP Move-Settlement	UZ	2000000289	10/19/2012	(27.13)
88900000	CAP Move-Settlement	UZ	2000000289	10/19/2012	(23.05)
88900000	CAP Move-Settlement	UZ	2000000289	10/19/2012	(176.93)
88900000	CAP Move-Settlement	UZ	2000000289	10/19/2012	(208.25)
88900000	CAP Move-Settlement	UZ	2000000289	10/19/2012	(26.00)
88900000	CAP Move-Settlement	UZ	2000000289	10/19/2012	(23.27)
88900000	CAP Move-Settlement	UZ	2000000289	10/19/2012	(81.16)
88900000	CAP Move-Settlement	UZ	2000000289	10/19/2012	(11.92)
88900000	CAP Move-Settlement	UZ	2000000289	10/19/2012	(95.53)
88900000	CAP Move-Settlement	UZ	2000000289	10/19/2012	(10.67)
88900000	CAP Move-Settlement	UZ	2000000273	10/19/2012	(1,333.37)
88900000	CAP Move-Settlement	UZ	2000000289	10/19/2012	(21.47)
88900000	CAP Move-Settlement	UZ	2000000289	10/19/2012	(192.17)
88900000	CAP Move-Settlement	UZ	2000000289	10/19/2012	(24.00)
88900000	CAP Move-Settlement	UZ	2000000289	10/19/2012	(163.26)
88900000	CAP Move-Settlement	UZ	2000000273	10/19/2012	(838.85)
88900000	CAP Move-Settlement	UZ	2000000289	10/19/2012	(42.66)
88900000	CAP Move-Settlement	UZ	2000000289	10/19/2012	(341.68)
88900000	CAP Move-Settlement	UZ	2000000289	10/19/2012	(38.17)
88900000	CAP Move-Settlement	UZ	2000000289	10/19/2012	(290.28)
88900000	CAP Move-Settlement	UZ	2000000289	10/19/2012	(422.28)
88900000	CAP Move-Settlement	UZ	2000000289	10/19/2012	(52.72)
88900000	CAP Move-Settlement	UZ	2000000289	10/19/2012	(47.18)
88900000	CAP Move-Settlement	UZ	2000000289	10/19/2012	(358.75)
88900000	CAP Move-Settlement	UZ	2000000289	10/19/2012	(15.13)
88900000	CAP Move-Settlement	UZ	2000000289	10/19/2012	(2.22)
88900000	CAP Move-Settlement	UZ	2000000289	10/19/2012	(17.81)
88900000	CAP Move-Settlement	UZ	2000000289	10/19/2012	(1.99)
88900000	CAP Move-Settlement	UZ	2000000289	10/19/2012	(172.84)
88900000	CAP Move-Settlement	UZ	2000000289	10/19/2012	(1,176.14)
88900000	CAP Move-Settlement	UZ	2000000289	10/19/2012	(1,384.41)
88900000	CAP Move-Settlement	UZ	2000000289	10/19/2012	(154.69)
88900000	CAP Move-Settlement	UZ	2000000289	10/19/2012	(318.81)
88900000	CAP Move-Settlement	UZ	2000000289	10/19/2012	(41.93)
88900000	CAP Move-Settlement	UZ	2000000289	10/19/2012	(375.27)
88900000	CAP Move-Settlement	UZ	2000000289	10/19/2012	(46.85)
88900000	CAP Move-Settlement	UZ	2000000289	10/19/2012	(742.96)
88900000	CAP Move-Settlement	UZ	2000000289	10/19/2012	(97.71)
88900000	CAP Move-Settlement	UZ	2000000289	10/19/2012	(109.18)
88900000	CAP Move-Settlement	UZ	2000000289	10/19/2012	(874.52)
88900000	CAP Move-Settlement	UZ	2000000289	10/19/2012	(26.72)
88900000	CAP Move-Settlement	UZ	2000000289	10/19/2012	(2.99)
88900000	CAP Move-Settlement	UZ	2000000289	10/19/2012	(3.34)
88900000	CAP Move-Settlement	UZ	2000000289	10/19/2012	(22.70)
88900000	CAP Move-Settlement	UZ	2000000289	10/19/2012	(249.71)
88900000	CAP Move-Settlement	UZ	2000000289	10/19/2012	(2,000.16)
88900000	CAP Move-Settlement	UZ	2000000289	10/19/2012	(223.49)
88900000	CAP Move-Settlement	UZ	2000000289	10/19/2012	(1,699.27)
88900000	CAP Move-Settlement	UZ	2000000289	10/19/2012	(41.07)
88900000	CAP Move-Settlement	UZ	2000000289	10/19/2012	(45.89)
88900000	CAP Move-Settlement	UZ	2000000289	10/19/2012	(312.26)
88900000	CAP Move-Settlement	UZ	2000000289	10/19/2012	(367.55)
88900000	CAP Move-Settlement	UZ	2000000289	10/19/2012	(8.60)
88900000	CAP Move-Settlement	UZ	2000000289	10/19/2012	(68.91)
88900000	CAP Move-Settlement	UZ	2000000289	10/19/2012	(7.70)
88900000	CAP Move-Settlement	UZ	2000000289	10/19/2012	(58.55)
88900000	CAP Move-Settlement	UZ	2000000289	10/19/2012	(242.21)
88900000	CAP Move-Settlement	UZ	2000000289	10/19/2012	(285.10)
88900000	CAP Move-Settlement	UZ	2000000289	10/19/2012	(31.85)
88900000	CAP Move-Settlement	UZ	2000000289	10/19/2012	(35.59)
88900000	CAP Move-Settlement	UZ	2000000289	10/19/2012	(21.30)
88900000	CAP Move-Settlement	UZ	2000000289	10/19/2012	(2.66)
88900000	CAP Move-Settlement	UZ	2000000289	10/19/2012	(2.38)
88900000	CAP Move-Settlement	UZ	2000000289	10/19/2012	(18.10)
88900000	CAP Move-Settlement	UZ	2000000289	10/19/2012	(105.78)
88900000	CAP Move-Settlement	UZ	2000000289	10/19/2012	(94.67)
88900000	CAP Move-Settlement	UZ	2000000289	10/19/2012	(847.34)
88900000	CAP Move-Settlement	UZ	2000000289	10/19/2012	(719.87)
88900000	CAP Move-Settlement	UZ	2000000289	10/19/2012	(6.33)
88900000	CAP Move-Settlement	UZ	2000000289	10/19/2012	(7.07)
88900000	CAP Move-Settlement	UZ	2000000289	10/19/2012	(56.63)
88900000	CAP Move-Settlement	UZ	2000000289	10/19/2012	(48.11)
88900000	CAP Move-Settlement	UZ	2000000289	10/19/2012	(5.14)
88900000	CAP Move-Settlement	UZ	2000000289	10/19/2012	(39.13)
88900000	CAP Move-Settlement	UZ	2000000289	10/19/2012	(5.75)
88900000	CAP Move-Settlement	UZ	2000000289	10/19/2012	(46.06)
88900000	CAP Move-Settlement	UZ	2000000273	10/19/2012	1,309.21

Kentucky American Water Company  
Case No. 2012-00520  
Response to PSC DR1, Item 31

Account	Description	Doc Type	Document Number	Posting Date	Amount
88900000	CAP Move-Settlement	UZ	2000000289	10/19/2012	(30.70)
88900000	CAP Move-Settlement	UZ	2000000289	10/19/2012	(36.15)
88900000	CAP Move-Settlement	UZ	2000000289	10/19/2012	(4.04)
88900000	CAP Move-Settlement	UZ	2000000289	10/19/2012	(4.51)
88900000	CAP Move-Settlement	UZ	2000000289	10/19/2012	(39.63)
88900000	CAP Move-Settlement	UZ	2000000289	10/19/2012	(44.28)
88900000	CAP Move-Settlement	UZ	2000000289	10/19/2012	(301.33)
88900000	CAP Move-Settlement	UZ	2000000289	10/19/2012	(354.69)
88900000	CAP Move-Settlement	UZ	2000000289	10/19/2012	(11.03)
88900000	CAP Move-Settlement	UZ	2000000289	10/19/2012	(83.92)
88900000	CAP Move-Settlement	UZ	2000000289	10/19/2012	(12.34)
88900000	CAP Move-Settlement	UZ	2000000289	10/19/2012	(98.78)
88900000	CAP Move-Settlement	UZ	2000000289	10/19/2012	(1.71)
88900000	CAP Move-Settlement	UZ	2000000289	10/19/2012	(1.91)
88900000	CAP Move-Settlement	UZ	2000000289	10/19/2012	(15.34)
88900000	CAP Move-Settlement	UZ	2000000289	10/19/2012	(13.02)
88900000	CAP Move-Settlement	UZ	2000000289	10/19/2012	(392.01)
88900000	CAP Move-Settlement	UZ	2000000289	10/19/2012	(48.94)
88900000	CAP Move-Settlement	UZ	2000000289	10/19/2012	(43.81)
88900000	CAP Move-Settlement	UZ	2000000289	10/19/2012	(333.03)
88900000	CAP Move-Settlement	UZ	2000000289	10/19/2012	(6.85)
88900000	CAP Move-Settlement	UZ	2000000289	10/19/2012	(61.34)
88900000	CAP Move-Settlement	UZ	2000000289	10/19/2012	(52.11)
88900000	CAP Move-Settlement	UZ	2000000289	10/19/2012	(7.66)
88900000	CAP Move-Settlement	UZ	2000000277	10/19/2012	(11,660.00)
88900000	CAP Move-Settlement	UZ	2000000277	10/19/2012	(6,360.00)
72802000	CIAC Rcpt Svcs Crg	UZ	2000000290	10/20/2012	6,675.00
72802100	CIAC Rcpt Non-SrvClr	UZ	2000000290	10/20/2012	10,410.00
72802100	CIAC Rcpt Non-SrvClr	UZ	2000000290	10/20/2012	10,900.00
72802100	CIAC Rcpt Non-SrvClr	UZ	2000000290	10/20/2012	22,059.00
88271170	CAP Move-CIAC NT WIP	UZ	2000000291	10/20/2012	(10,410.00)
88271170	CAP Move-CIAC NT WIP	UZ	2000000291	10/20/2012	(10,900.00)
88271170	CAP Move-CIAC NT WIP	UZ	2000000291	10/20/2012	(22,059.00)
88271270	CAP Move-CIAC Tx WIP	UZ	2000000291	10/20/2012	(6,675.00)
88900000	CAP Move-Settlement	UZ	2000000291	10/20/2012	10,410.00
88900000	CAP Move-Settlement	UZ	2000000291	10/20/2012	10,900.00
88900000	CAP Move-Settlement	UZ	2000000291	10/20/2012	6,675.00
88900000	CAP Move-Settlement	UZ	2000000291	10/20/2012	22,059.00
52554500	Lab Supplies	RE	5000002328	10/21/2012	(3.59)
52554500	Lab Supplies	RE	5000002329	10/21/2012	29.63
40111000	Res Sales Billed	ZA	9400001085	10/22/2012	(93,440.58)
40121000	Com Sales Billed	ZA	9400001085	10/22/2012	(110,716.42)
40131000	Ind Sales Billed	ZA	9400001085	10/22/2012	(468.46)
40145000	Priv Fire Billed	ZA	9400001085	10/22/2012	(13,514.07)
40151000	Publ Auth Billed	ZA	9400001085	10/22/2012	(4,926.50)
40310400	OthRev-NSF Ck Chrg	ZA	9400001085	10/22/2012	(132.00)
40310500	OthRev-Appl/InitFee	ZA	9400001085	10/22/2012	(1,820.00)
40310700	OthRev-Reconnct Fee	ZA	9400001085	10/22/2012	(156.00)
51510000	Purchased Power	ZN	5000002347	10/22/2012	85.52
51520000	Fuel for Power Prod	KR	5000002358	10/22/2012	698.12
52000000	M&S Expense (O&M)	WA	5000002331	10/22/2012	51.62
52000000	M&S Expense (O&M)	WA	5000002331	10/22/2012	5.84
52000000	M&S Expense (O&M)	WA	5000002332	10/22/2012	16.92
52000000	M&S Expense (O&M)	WA	5000002333	10/22/2012	23.70
52000000	M&S Expense (O&M)	WA	5000002333	10/22/2012	171.78
52000000	M&S Expense (O&M)	WA	5000002333	10/22/2012	18.93
52000000	M&S Expense (O&M)	WA	5000002334	10/22/2012	6.14
52000000	M&S Expense (O&M)	WA	5000002334	10/22/2012	58.99
52000000	M&S Expense (O&M)	WA	5000002334	10/22/2012	27.30
52000000	M&S Expense (O&M)	WA	5000002334	10/22/2012	40.76
52000000	M&S Expense (O&M)	WA	5000002334	10/22/2012	8.76
52000000	M&S Expense (O&M)	WA	5000002335	10/22/2012	23.70
52000000	M&S Expense (O&M)	WA	5000002335	10/22/2012	19.67
52000000	M&S Expense (O&M)	WA	5000002335	10/22/2012	40.90
52000000	M&S Expense (O&M)	WA	5000002336	10/22/2012	5.78
52000000	M&S Expense (O&M)	WA	5000002336	10/22/2012	8.07
52000000	M&S Expense (O&M)	WA	5000002336	10/22/2012	58.99
52000000	M&S Expense (O&M)	WA	5000002336	10/22/2012	27.30
52000000	M&S Expense (O&M)	WA	5000002336	10/22/2012	40.76
52000000	M&S Expense (O&M)	WA	5000002336	10/22/2012	87.60
52000000	M&S Expense (O&M)	KR	5000002346	10/22/2012	95.10
52000000	M&S Expense (O&M)	WA	5000002350	10/22/2012	3,327.93
52000000	M&S Expense (O&M)	WA	5000002351	10/22/2012	256.95
52000000	M&S Expense (O&M)	KR	5000002362	10/22/2012	195.28
52000000	M&S Expense (O&M)	KR	5000002363	10/22/2012	367.71
52000000	M&S Expense (O&M)	KR	5000002363	10/22/2012	260.38
52000000	M&S Expense (O&M)	UZ	2000000296	10/22/2012	(256.95)

Kentucky American Water Company  
Case No. 2012-00520  
Response to PSC DR1, Item 31

Account	Description	Doc Type	Document Number	Posting Date	Amount
52000000	M&S Expense (O&M)	UZ	200000296	10/22/2012	(3,327.93)
52000000	M&S Expense (O&M)	UZ	200000293	10/22/2012	(16.92)
52000000	M&S Expense (O&M)	UZ	200000293	10/22/2012	(214.41)
52000000	M&S Expense (O&M)	UZ	200000293	10/22/2012	(228.50)
52000000	M&S Expense (O&M)	UZ	200000293	10/22/2012	(141.95)
52000000	M&S Expense (O&M)	UZ	200000293	10/22/2012	(84.27)
52500000	Misc Expense (O&M)	RE	5000002330	10/22/2012	(252.39)
52500000	Misc Expense (O&M)	WE	5000002348	10/22/2012	471.91
52500000	Misc Expense (O&M)	RE	5000002359	10/22/2012	(165.88)
52500000	Misc Expense (O&M)	UZ	2000000293	10/22/2012	252.39
52532000	Electricity	ZN	5000002347	10/22/2012	18.41
52532000	Electricity	ZN	5000002347	10/22/2012	45.86
52532000	Electricity	ZN	5000002347	10/22/2012	25.07
52532000	Electricity	ZN	5000002347	10/22/2012	30.22
52549500	Inv Phys W/O Scrap	WI	5000002353	10/22/2012	165.90
52549500	Inv Phys W/O Scrap	WI	5000002353	10/22/2012	44.70
52549500	Inv Phys W/O Scrap	WI	5000002353	10/22/2012	87.09
52549500	Inv Phys W/O Scrap	WI	5000002353	10/22/2012	(8.26)
52549500	Inv Phys W/O Scrap	WI	5000002353	10/22/2012	10.34
52549500	Inv Phys W/O Scrap	WI	5000002353	10/22/2012	17.22
52549500	Inv Phys W/O Scrap	WI	5000002353	10/22/2012	(42.27)
52549500	Inv Phys W/O Scrap	WI	5000002353	10/22/2012	42.90
52549500	Inv Phys W/O Scrap	WI	5000002353	10/22/2012	29.34
52549500	Inv Phys W/O Scrap	WI	5000002353	10/22/2012	69.66
52549500	Inv Phys W/O Scrap	WI	5000002353	10/22/2012	(6.14)
52549500	Inv Phys W/O Scrap	WI	5000002353	10/22/2012	46.24
52549500	Inv Phys W/O Scrap	WI	5000002353	10/22/2012	(13.20)
52549500	Inv Phys W/O Scrap	WI	5000002353	10/22/2012	(8.04)
52549500	Inv Phys W/O Scrap	WI	5000002353	10/22/2012	(24.21)
52549500	Inv Phys W/O Scrap	WI	5000002353	10/22/2012	6.61
52549500	Inv Phys W/O Scrap	WI	5000002353	10/22/2012	24.78
52549500	Inv Phys W/O Scrap	WI	5000002353	10/22/2012	(6.60)
52549500	Inv Phys W/O Scrap	WI	5000002353	10/22/2012	135.66
52549500	Inv Phys W/O Scrap	WI	5000002353	10/22/2012	23.61
52549500	Inv Phys W/O Scrap	WI	5000002353	10/22/2012	120.70
52549500	Inv Phys W/O Scrap	WI	5000002353	10/22/2012	(8.26)
52549500	Inv Phys W/O Scrap	WI	5000002353	10/22/2012	(6.60)
52549500	Inv Phys W/O Scrap	WI	5000002353	10/22/2012	(206.48)
52549500	Inv Phys W/O Scrap	WI	5000002353	10/22/2012	176.97
52549500	Inv Phys W/O Scrap	WI	5000002353	10/22/2012	136.50
52549500	Inv Phys W/O Scrap	WI	5000002353	10/22/2012	(40.76)
52549500	Inv Phys W/O Scrap	WI	5000002354	10/22/2012	44.10
52549500	Inv Phys W/O Scrap	WI	5000002354	10/22/2012	45.25
52549500	Inv Phys W/O Scrap	WI	5000002354	10/22/2012	(131.13)
52549500	Inv Phys W/O Scrap	WI	5000002354	10/22/2012	(71.90)
52549500	Inv Phys W/O Scrap	WI	5000002354	10/22/2012	(151.33)
52549500	Inv Phys W/O Scrap	WI	5000002354	10/22/2012	110.96
52549500	Inv Phys W/O Scrap	WI	5000002355	10/22/2012	46.36
52549500	Inv Phys W/O Scrap	WI	5000002355	10/22/2012	(28.80)
52549500	Inv Phys W/O Scrap	WI	5000002355	10/22/2012	39.18
52550000	Janitorial	KR	5000002357	10/22/2012	2,035.20
52554500	Lab Supplies	WE	5000002338	10/22/2012	169.68
52554500	Lab Supplies	WE	5000002338	10/22/2012	165.87
52554500	Lab Supplies	WE	5000002338	10/22/2012	135.68
52554500	Lab Supplies	WE	5000002340	10/22/2012	102.90
52554500	Lab Supplies	WE	5000002340	10/22/2012	28.81
52554500	Lab Supplies	WE	5000002341	10/22/2012	39.09
52554500	Lab Supplies	WE	5000002341	10/22/2012	34.43
52554500	Lab Supplies	WE	5000002341	10/22/2012	42.25
52554500	Lab Supplies	WE	5000002341	10/22/2012	92.89
52554500	Lab Supplies	WE	5000002341	10/22/2012	107.93
52554500	Lab Supplies	WE	5000002341	10/22/2012	20.38
52554500	Lab Supplies	WE	5000002341	10/22/2012	165.57
52554500	Lab Supplies	WE	5000002342	10/22/2012	140.81
52554500	Lab Supplies	WE	5000002343	10/22/2012	296.14
52554500	Lab Supplies	WE	5000002343	10/22/2012	16.97
52554500	Lab Supplies	WE	5000002343	10/22/2012	24.51
52554500	Lab Supplies	WE	5000002343	10/22/2012	78.40
52554500	Lab Supplies	WE	5000002343	10/22/2012	78.40
52554500	Lab Supplies	WE	5000002343	10/22/2012	78.40
52554500	Lab Supplies	WE	5000002344	10/22/2012	79.29
52554500	Lab Supplies	WE	5000002344	10/22/2012	62.65
52554500	Lab Supplies	WE	5000002344	10/22/2012	107.93
52554500	Lab Supplies	WE	5000002344	10/22/2012	248.36
52554500	Lab Supplies	WE	5000002344	10/22/2012	61.93
52554500	Lab Supplies	WE	5000002344	10/22/2012	40.77
52554500	Lab Supplies	WE	5000002344	10/22/2012	51.64



Kentucky American Water Company  
Case No. 2012-00520  
Response to PSC DR1, Item 31

Account	Description	Doc Type	Document Number	Posting Date	Amount
52554500	Lab Supplies	WE	5000002344	10/22/2012	43.08
52554500	Lab Supplies	WE	5000002344	10/22/2012	48.12
52554500	Lab Supplies	WE	5000002344	10/22/2012	58.64
52554500	Lab Supplies	WE	5000002344	10/22/2012	21.13
52554500	Lab Supplies	WE	5000002345	10/22/2012	18.89
52562500	Overnight Shippng	KR	5000002346	10/22/2012	37.21
52562500	Overnight Shippng	KR	5000002346	10/22/2012	11.70
52562500	Overnight Shippng	UZ	2000000294	10/22/2012	(11.70)
53150000	Contr Svc-Other	RE	5000002352	10/22/2012	253.58
53150000	Contr Svc-Other	KR	5000002361	10/22/2012	1,259.28
53150000	Contr Svc-Other	UZ	2000000296	10/22/2012	(253.58)
57010000	Uncoll Accts Exp	ZA	9400001085	10/22/2012	(31.32)
62520700	Misc Main Pvg/Bckfil	ZF	5000002313	10/22/2012	4,591.33
68520000	Property Taxes	SA	100001410	10/22/2012	70,016.58
72803000	Salvg/Scrap Rcpt Clr	DR	4000002617	10/22/2012	(950.00)
88107000	CAP Move-CWIP	UZ	2000000295	10/22/2012	11.70
88107000	CAP Move-CWIP	UZ	2000000297	10/22/2012	256.95
88107000	CAP Move-CWIP	UZ	2000000297	10/22/2012	2,895.30
88107000	CAP Move-CWIP	UZ	2000000297	10/22/2012	253.58
88107000	CAP Move-CWIP	UZ	2000000292	10/22/2012	(227.15)
88107000	CAP Move-CWIP	UZ	2000000292	10/22/2012	13.20
88107000	CAP Move-CWIP	UZ	2000000292	10/22/2012	214.41
88107000	CAP Move-CWIP	UZ	2000000292	10/22/2012	157.66
88107000	CAP Move-CWIP	UZ	2000000292	10/22/2012	141.95
88107000	CAP Move-CWIP	UZ	2000000292	10/22/2012	73.31
88257100	CAP Move-RWIP	UZ	2000000297	10/22/2012	432.63
88257100	CAP Move-RWIP	UZ	2000000292	10/22/2012	(25.24)
88257100	CAP Move-RWIP	UZ	2000000292	10/22/2012	3.72
88257100	CAP Move-RWIP	UZ	2000000292	10/22/2012	70.84
88257100	CAP Move-RWIP	UZ	2000000292	10/22/2012	10.96
88900000	CAP Move-Settlement	UZ	2000000295	10/22/2012	(11.70)
88900000	CAP Move-Settlement	UZ	2000000297	10/22/2012	(256.95)
88900000	CAP Move-Settlement	UZ	2000000297	10/22/2012	(3,327.93)
88900000	CAP Move-Settlement	UZ	2000000297	10/22/2012	(253.58)
88900000	CAP Move-Settlement	UZ	2000000292	10/22/2012	252.39
88900000	CAP Move-Settlement	UZ	2000000292	10/22/2012	(16.92)
88900000	CAP Move-Settlement	UZ	2000000292	10/22/2012	(214.41)
88900000	CAP Move-Settlement	UZ	2000000292	10/22/2012	(228.50)
88900000	CAP Move-Settlement	UZ	2000000292	10/22/2012	(141.95)
88900000	CAP Move-Settlement	UZ	2000000292	10/22/2012	(84.27)
40111000	Res Sales Billed	ZA	9400001087	10/23/2012	(11,384.37)
40111000	Res Sales Billed	ZA	9400001087	10/23/2012	(193,882.88)
40121000	Com Sales Billed	ZA	9400001087	10/23/2012	(1,374.20)
40121000	Com Sales Billed	ZA	9400001087	10/23/2012	(101,296.18)
40131000	Ind Sales Billed	ZA	9400001087	10/23/2012	(173.44)
40131000	Ind Sales Billed	ZA	9400001087	10/23/2012	(98.33)
40141000	Publ Fire Billed	ZA	9400001087	10/23/2012	(2.28)
40145000	Priv Fire Billed	ZA	9400001087	10/23/2012	(3,654.88)
40151000	Publ Auth Billed	ZA	9400001087	10/23/2012	(1,609.76)
40161000	Sls/Rsle Billed	ZA	9400001087	10/23/2012	(76.07)
40211000	Dom WW Svc Billed	ZA	9400001087	10/23/2012	(1,685.59)
40221000	Com WW Svc Billed	ZA	9400001087	10/23/2012	(387.73)
40231000	Ind WW Svc Billed	ZA	9400001087	10/23/2012	(45.39)
40310400	OthRev-NSF Ck Chrg	ZA	9400001087	10/23/2012	(48.00)
40310500	OthRev-Appl/InitFee	ZA	9400001087	10/23/2012	(832.00)
40310500	OthRev-Appl/InitFee	ZA	9400001087	10/23/2012	(832.00)
40310700	OthRev-Reconnct Fee	ZA	9400001087	10/23/2012	(52.00)
40310700	OthRev-Reconnct Fee	ZA	9400001087	10/23/2012	(650.00)
52000000	M&S Expense (O&M)	WA	5000002367	10/23/2012	88.43
52000000	M&S Expense (O&M)	WA	5000002367	10/23/2012	107.81
52000000	M&S Expense (O&M)	WA	5000002367	10/23/2012	36.90
52000000	M&S Expense (O&M)	WA	5000002367	10/23/2012	33.43
52000000	M&S Expense (O&M)	WA	5000002368	10/23/2012	173.83
52000000	M&S Expense (O&M)	WA	5000002368	10/23/2012	73.09
52000000	M&S Expense (O&M)	WA	5000002368	10/23/2012	71.29
52000000	M&S Expense (O&M)	WA	5000002368	10/23/2012	33.43
52000000	M&S Expense (O&M)	WA	5000002369	10/23/2012	73.09
52000000	M&S Expense (O&M)	WA	5000002369	10/23/2012	6,968.35
52000000	M&S Expense (O&M)	WA	5000002369	10/23/2012	151.60
52000000	M&S Expense (O&M)	WA	5000002369	10/23/2012	223.04
52000000	M&S Expense (O&M)	WA	5000002369	10/23/2012	102.93
52000000	M&S Expense (O&M)	WA	5000002369	10/23/2012	38.16
52000000	M&S Expense (O&M)	WA	5000002369	10/23/2012	82.68
52000000	M&S Expense (O&M)	WA	5000002370	10/23/2012	279.14
52000000	M&S Expense (O&M)	WA	5000002371	10/23/2012	481.43
52000000	M&S Expense (O&M)	WA	5000002371	10/23/2012	334.96
52000000	M&S Expense (O&M)	WA	5000002371	10/23/2012	734.57

Kentucky American Water Company  
Case No. 2012-00520  
Response to PSC DR1, Item 31

Account	Description	Doc Type	Document Number	Posting Date	Amount
52000000	M&S Expense (O&M)	WA	5000002371	10/23/2012	156.52
52000000	M&S Expense (O&M)	WA	5000002371	10/23/2012	338.40
52000000	M&S Expense (O&M)	WA	5000002371	10/23/2012	1,081.99
52000000	M&S Expense (O&M)	WA	5000002371	10/23/2012	44.63
52000000	M&S Expense (O&M)	WA	5000002371	10/23/2012	81.33
52000000	M&S Expense (O&M)	WA	5000002371	10/23/2012	209.88
52000000	M&S Expense (O&M)	WA	5000002371	10/23/2012	21.20
52000000	M&S Expense (O&M)	WA	5000002372	10/23/2012	1,798.64
52000000	M&S Expense (O&M)	WA	5000002372	10/23/2012	151.90
52000000	M&S Expense (O&M)	WA	5000002372	10/23/2012	48.78
52000000	M&S Expense (O&M)	WA	5000002372	10/23/2012	1,515.55
52000000	M&S Expense (O&M)	WA	5000002372	10/23/2012	401.67
52000000	M&S Expense (O&M)	WA	5000002372	10/23/2012	731.97
52000000	M&S Expense (O&M)	WA	5000002372	10/23/2012	5,033.09
52000000	M&S Expense (O&M)	WA	5000002372	10/23/2012	1,207.31
52000000	M&S Expense (O&M)	WA	5000002373	10/23/2012	89.64
52000000	M&S Expense (O&M)	WA	5000002373	10/23/2012	89.64
52000000	M&S Expense (O&M)	WA	5000002373	10/23/2012	61.35
52000000	M&S Expense (O&M)	WA	5000002373	10/23/2012	10.80
52000000	M&S Expense (O&M)	WA	5000002373	10/23/2012	52.25
52000000	M&S Expense (O&M)	WA	5000002373	10/23/2012	237.27
52000000	M&S Expense (O&M)	WA	5000002373	10/23/2012	70.75
52000000	M&S Expense (O&M)	WA	5000002374	10/23/2012	(237.27)
52000000	M&S Expense (O&M)	WA	5000002374	10/23/2012	(33.43)
52000000	M&S Expense (O&M)	WA	5000002374	10/23/2012	(38.52)
52000000	M&S Expense (O&M)	UZ	2000000300	10/23/2012	(351.64)
52000000	M&S Expense (O&M)	UZ	2000000300	10/23/2012	(10,888.91)
52000000	M&S Expense (O&M)	UZ	2000000300	10/23/2012	(7,639.85)
52000000	M&S Expense (O&M)	UZ	2000000300	10/23/2012	(611.70)
52000000	M&S Expense (O&M)	UZ	2000000300	10/23/2012	(545.71)
52000000	M&S Expense (O&M)	UZ	2000000302	10/23/2012	309.22
52000000	M&S Expense (O&M)	UZ	2000000300	10/23/2012	(3,484.91)
52000000	M&S Expense (O&M)	UZ	2000000298	10/23/2012	(823.37)
52500000	Misc Expense (O&M)	UZ	2000000298	10/23/2012	165.88
52554500	Lab Supplies	WE	5000002375	10/23/2012	85.78
52554500	Lab Supplies	WE	5000002376	10/23/2012	68.75
52554500	Lab Supplies	WE	5000002377	10/23/2012	18.38
52554500	Lab Supplies	WE	5000002378	10/23/2012	457.92
52554500	Lab Supplies	WE	5000002379	10/23/2012	137.50
52574000	Telephone	ZC	9400001086	10/23/2012	26.37
52574000	Telephone	ZC	9400001086	10/23/2012	13.37
52574000	Telephone	ZC	9400001086	10/23/2012	54.59
52574100	Cell Phone	ZC	9400001086	10/23/2012	44.71
52574100	Cell Phone	ZC	9400001086	10/23/2012	91.83
52574100	Cell Phone	ZC	9400001086	10/23/2012	327.29
52574100	Cell Phone	ZC	9400001086	10/23/2012	173.41
52574100	Cell Phone	ZC	9400001086	10/23/2012	78.00
52583000	Water & WW	RE	5000002383	10/23/2012	(520.53)
53150000	Contr Svc-Other	RE	5000002384	10/23/2012	(20,673.08)
62520700	Misc Main Pvg/Bckfil	UZ	2000000298	10/23/2012	(4,591.33)
71521000	M&J Expenses	DR	4000002749	10/23/2012	(585.77)
71521000	M&J Expenses	DR	4000002753	10/23/2012	(2,459.33)
71521000	M&J Expenses	DR	4000002756	10/23/2012	(675.63)
71521000	M&J Expenses	DR	4000002757	10/23/2012	(2,574.09)
71521000	M&J Expenses	DR	4000002759	10/23/2012	(2,679.48)
71521000	M&J Expenses	DR	4000002760	10/23/2012	(531.03)
72802000	CIAC Rcpt Svcs Clrg	DR	4000002766	10/23/2012	(1,569.00)
72802100	CIAC Rcpt Non-SrvClr	DR	4000002740	10/23/2012	(2,451.00)
72802100	CIAC Rcpt Non-SrvClr	DR	4000002762	10/23/2012	(817.00)
72802100	CIAC Rcpt Non-SrvClr	DR	4000002763	10/23/2012	(2,451.00)
72802100	CIAC Rcpt Non-SrvClr	DR	4000002765	10/23/2012	(1,634.00)
75840000	Lobbying Expenses	KR	5000002382	10/23/2012	5,890.40
88107000	CAP Move-CWIP	UZ	2000000301	10/23/2012	351.64
88107000	CAP Move-CWIP	UZ	2000000301	10/23/2012	10,888.91
88107000	CAP Move-CWIP	UZ	2000000301	10/23/2012	7,639.85
88107000	CAP Move-CWIP	UZ	2000000299	10/23/2012	4,591.33
88107000	CAP Move-CWIP	UZ	2000000301	10/23/2012	611.70
88107000	CAP Move-CWIP	UZ	2000000301	10/23/2012	545.71
88107000	CAP Move-CWIP	UZ	2000000303	10/23/2012	(309.22)
88107000	CAP Move-CWIP	UZ	2000000301	10/23/2012	3,484.91
88107000	CAP Move-CWIP	UZ	2000000299	10/23/2012	(149.29)
88257100	CAP Move-RWIP	UZ	2000000299	10/23/2012	823.37
88257100	CAP Move-RWIP	UZ	2000000299	10/23/2012	(16.59)
88900000	CAP Move-Settlement	UZ	2000000301	10/23/2012	(351.64)
88900000	CAP Move-Settlement	UZ	2000000301	10/23/2012	(10,888.91)
88900000	CAP Move-Settlement	UZ	2000000301	10/23/2012	(7,639.85)
88900000	CAP Move-Settlement	UZ	2000000299	10/23/2012	(4,591.33)

Kentucky American Water Company  
Case No. 2012-00520  
Response to PSC DR1, Item 31

Account	Description	Doc Type	Document Number	Posting Date	Amount
88900000	CAP Move-Settlement	UZ	200000301	10/23/2012	(611.70)
88900000	CAP Move-Settlement	UZ	200000301	10/23/2012	(545.71)
88900000	CAP Move-Settlement	UZ	200000303	10/23/2012	309.22
88900000	CAP Move-Settlement	UZ	200000301	10/23/2012	(3,484.91)
88900000	CAP Move-Settlement	UZ	200000299	10/23/2012	(823.37)
88900000	CAP Move-Settlement	UZ	200000299	10/23/2012	165.88
40111000	Res Sales Billed	ZA	9400001089	10/24/2012	(4.15)
40111000	Res Sales Billed	ZA	9400001089	10/24/2012	(4.92)
40111000	Res Sales Billed	ZA	9400001089	10/24/2012	(356,532.73)
40121000	Com Sales Billed	ZA	9400001089	10/24/2012	(2,985.25)
40121000	Com Sales Billed	ZA	9400001089	10/24/2012	(216,796.24)
40131000	Ind Sales Billed	ZA	9400001089	10/24/2012	(263.99)
40145000	Priv Fire Billed	ZA	9400001089	10/24/2012	(10,371.75)
40151000	Publ Auth Billed	ZA	9400001089	10/24/2012	(7,379.56)
40151000	Publ Auth Billed	ZA	9400001089	10/24/2012	(273.82)
40310400	OthRev-NSF Ck Chrg	ZA	9400001089	10/24/2012	(36.00)
40310500	OthRev-Appl/InitFee	ZA	9400001089	10/24/2012	(104.00)
40310500	OthRev-Appl/InitFee	ZA	9400001089	10/24/2012	(5,356.00)
40310700	OthRev-Reconnct Fee	ZA	9400001089	10/24/2012	(780.00)
50510000	PBOP Expense	SA	100001422	10/24/2012	(3,841.00)
51510000	Purchased Power	ZN	5000002395	10/24/2012	445.23
52000000	M&S Expense (O&M)	WA	5000002385	10/24/2012	(2,158.44)
52000000	M&S Expense (O&M)	WA	5000002386	10/24/2012	122.70
52000000	M&S Expense (O&M)	WA	5000002387	10/24/2012	(10,792.20)
52000000	M&S Expense (O&M)	WA	5000002388	10/24/2012	613.51
52000000	M&S Expense (O&M)	WA	5000002390	10/24/2012	(8,633.76)
52000000	M&S Expense (O&M)	WA	5000002391	10/24/2012	490.81
52000000	M&S Expense (O&M)	WA	5000002392	10/24/2012	243.99
52000000	M&S Expense (O&M)	WA	5000002392	10/24/2012	133.89
52000000	M&S Expense (O&M)	WA	5000002392	10/24/2012	770.85
52000000	M&S Expense (O&M)	WA	5000002394	10/24/2012	1,009.89
52000000	M&S Expense (O&M)	WA	5000002394	10/24/2012	838.85
52000000	M&S Expense (O&M)	WA	5000002394	10/24/2012	243.99
52000000	M&S Expense (O&M)	WA	5000002394	10/24/2012	133.89
52000000	M&S Expense (O&M)	WA	5000002394	10/24/2012	256.95
52000000	M&S Expense (O&M)	WA	5000002394	10/24/2012	757.78
52000000	M&S Expense (O&M)	WA	5000002405	10/24/2012	86.08
52000000	M&S Expense (O&M)	WA	5000002406	10/24/2012	(114.45)
52000000	M&S Expense (O&M)	UZ	2000000306	10/24/2012	(1,148.73)
52000000	M&S Expense (O&M)	UZ	2000000306	10/24/2012	(3,241.35)
52000000	M&S Expense (O&M)	UZ	2000000306	10/24/2012	2,158.44
52000000	M&S Expense (O&M)	UZ	2000000306	10/24/2012	(122.70)
52000000	M&S Expense (O&M)	UZ	2000000306	10/24/2012	8,633.76
52000000	M&S Expense (O&M)	UZ	2000000306	10/24/2012	(490.81)
52000000	M&S Expense (O&M)	UZ	2000000306	10/24/2012	(613.51)
52000000	M&S Expense (O&M)	UZ	2000000306	10/24/2012	10,792.20
52500000	Misc Expense (O&M)	RE	5000002389	10/24/2012	(0.01)
52532000	Electricity	ZN	5000002407	10/24/2012	21.17
52562000	Office Supplies	RE	5000002409	10/24/2012	(0.01)
52583000	Water & WW	UZ	2000000304	10/24/2012	520.53
52585000	Discounts Available	ZP	3000004066	10/24/2012	(48.69)
53150000	Contr Svc-Other	RE	5000002397	10/24/2012	(4,226.25)
53150000	Contr Svc-Other	UZ	2000000310	10/24/2012	(3,594.00)
53150000	Contr Svc-Other	UZ	2000000310	10/24/2012	3,594.00
53150000	Contr Svc-Other	UZ	2000000304	10/24/2012	20,673.08
53150000	Contr Svc-Other	UZ	2000000308	10/24/2012	4,226.25
72802100	CIAC Rcpt Non-SrvClr	DR	4000002771	10/24/2012	(817.00)
72802100	CIAC Rcpt Non-SrvClr	DR	4000002771	10/24/2012	(1,634.00)
72802100	CIAC Rcpt Non-SrvClr	DR	4000002776	10/24/2012	(25.00)
88107000	CAP Move-CWIP	UZ	2000000311	10/24/2012	3,594.00
88107000	CAP Move-CWIP	UZ	2000000311	10/24/2012	(3,594.00)
88107000	CAP Move-CWIP	UZ	2000000307	10/24/2012	1,148.73
88107000	CAP Move-CWIP	UZ	2000000307	10/24/2012	3,241.35
88107000	CAP Move-CWIP	UZ	2000000307	10/24/2012	(2,158.44)
88107000	CAP Move-CWIP	UZ	2000000307	10/24/2012	122.70
88107000	CAP Move-CWIP	UZ	2000000307	10/24/2012	490.81
88107000	CAP Move-CWIP	UZ	2000000307	10/24/2012	(8,633.76)
88107000	CAP Move-CWIP	UZ	2000000307	10/24/2012	(10,792.20)
88107000	CAP Move-CWIP	UZ	2000000307	10/24/2012	613.51
88107000	CAP Move-CWIP	UZ	2000000305	10/24/2012	(20,673.08)
88107000	CAP Move-CWIP	UZ	2000000309	10/24/2012	(4,226.25)
88107000	CAP Move-CWIP	UZ	2000000305	10/24/2012	(520.53)
88900000	CAP Move-Settlement	UZ	2000000311	10/24/2012	(3,594.00)
88900000	CAP Move-Settlement	UZ	2000000311	10/24/2012	3,594.00
88900000	CAP Move-Settlement	UZ	2000000307	10/24/2012	(1,148.73)
88900000	CAP Move-Settlement	UZ	2000000307	10/24/2012	(3,241.35)
88900000	CAP Move-Settlement	UZ	2000000307	10/24/2012	(122.70)

Kentucky American Water Company  
Case No. 2012-00520  
Response to PSC DR1, Item 31

Account	Description	Doc Type	Document Number	Posting Date	Amount
88900000	CAP Move-Settlement	UZ	200000307	10/24/2012	2,158.44
88900000	CAP Move-Settlement	UZ	200000307	10/24/2012	(490.81)
88900000	CAP Move-Settlement	UZ	200000307	10/24/2012	8,633.76
88900000	CAP Move-Settlement	UZ	200000307	10/24/2012	(613.51)
88900000	CAP Move-Settlement	UZ	200000307	10/24/2012	10,792.20
88900000	CAP Move-Settlement	UZ	200000305	10/24/2012	20,673.08
88900000	CAP Move-Settlement	UZ	200000309	10/24/2012	4,226.25
88900000	CAP Move-Settlement	UZ	200000305	10/24/2012	520.53
40111000	Res Sales Billed	ZA	9400001090	10/25/2012	(5.46)
40111000	Res Sales Billed	ZA	9400001090	10/25/2012	(2.67)
40111000	Res Sales Billed	ZA	9400001090	10/25/2012	(126,271.46)
40121000	Com Sales Billed	ZA	9400001090	10/25/2012	(797.79)
40121000	Com Sales Billed	ZA	9400001090	10/25/2012	(277.00)
40121000	Com Sales Billed	ZA	9400001090	10/25/2012	(99,341.39)
40131000	Ind Sales Billed	ZA	9400001090	10/25/2012	(3,423.79)
40145000	Priv Fire Billed	ZA	9400001090	10/25/2012	(4,640.58)
40151000	Publ Auth Billed	ZA	9400001090	10/25/2012	(14,031.02)
40221000	Com WW Svc Billed	ZA	9400001090	10/25/2012	(262.39)
40310400	OthRev-NSF Ck Chrg	ZA	9400001090	10/25/2012	(72.00)
40310500	OthRev-Appl/InitFee	ZA	9400001090	10/25/2012	(78.00)
40310500	OthRev-Appl/InitFee	ZA	9400001090	10/25/2012	(2,054.00)
40310700	OthRev-Reconnct Fee	ZA	9400001090	10/25/2012	(338.00)
52000000	M&S Expense (O&M)	ZF	5000002380	10/25/2012	15,425.29
52000000	M&S Expense (O&M)	ZF	5000002381	10/25/2012	1,244.13
52000000	M&S Expense (O&M)	KR	5000002412	10/25/2012	79.29
52000000	M&S Expense (O&M)	KG	5000002416	10/25/2012	(2,301.64)
52000000	M&S Expense (O&M)	KR	5000002423	10/25/2012	165.14
52000000	M&S Expense (O&M)	KR	5000002423	10/25/2012	111.27
52000000	M&S Expense (O&M)	KR	5000002427	10/25/2012	824.68
52000000	M&S Expense (O&M)	KR	5000002427	10/25/2012	824.68
52000000	M&S Expense (O&M)	KR	5000002427	10/25/2012	652.28
52000000	M&S Expense (O&M)	KR	5000002429	10/25/2012	4,006.80
52000000	M&S Expense (O&M)	KR	5000002429	10/25/2012	222.60
52000000	M&S Expense (O&M)	WA	5000002441	10/25/2012	142.57
52000000	M&S Expense (O&M)	WA	5000002442	10/25/2012	(11.71)
52000000	M&S Expense (O&M)	WA	5000002443	10/25/2012	(156.17)
52000000	M&S Expense (O&M)	WA	5000002443	10/25/2012	(17.50)
52000000	M&S Expense (O&M)	WA	5000002444	10/25/2012	167.89
52000000	M&S Expense (O&M)	WA	5000002444	10/25/2012	17.50
52000000	M&S Expense (O&M)	KR	5000002450	10/25/2012	282.63
52000000	M&S Expense (O&M)	KR	5000002451	10/25/2012	824.68
52000000	M&S Expense (O&M)	KR	5000002451	10/25/2012	824.68
52000000	M&S Expense (O&M)	KR	5000002451	10/25/2012	652.28
52000000	M&S Expense (O&M)	UZ	2000000312	10/25/2012	(86.08)
52000000	M&S Expense (O&M)	UZ	2000000318	10/25/2012	(142.57)
52000000	M&S Expense (O&M)	UZ	2000000312	10/25/2012	114.45
52000000	M&S Expense (O&M)	UZ	2000000318	10/25/2012	(16,669.42)
52000000	M&S Expense (O&M)	UZ	2000000318	10/25/2012	173.67
52000000	M&S Expense (O&M)	UZ	2000000318	10/25/2012	(185.39)
52000000	M&S Expense (O&M)	UZ	2000000318	10/25/2012	11.71
52000000	M&S Expense (O&M)	UZ	2000000314	10/25/2012	2,301.64
52000000	M&S Expense (O&M)	UZ	2000000316	10/25/2012	(2,301.64)
52500000	Misc Expense (O&M)	KR	5000002413	10/25/2012	1,331.49
52500000	Misc Expense (O&M)	KR	5000002422	10/25/2012	69.12
52500000	Misc Expense (O&M)	KR	5000002422	10/25/2012	63.85
52500000	Misc Expense (O&M)	KG	5000002424	10/25/2012	(79.66)
52500000	Misc Expense (O&M)	KG	5000002426	10/25/2012	(112.64)
52500000	Misc Expense (O&M)	KR	5000002428	10/25/2012	211.95
52532000	Electricity	ZN	5000002445	10/25/2012	26.93
52534000	Employee Expenses	ZF	5000002400	10/25/2012	89.00
52548100	Hiring Costs	KR	5000002411	10/25/2012	53.00
52554500	Lab Supplies	RE	5000002410	10/25/2012	24.26
52554500	Lab Supplies	WE	5000002439	10/25/2012	339.62
52554500	Lab Supplies	WE	5000002440	10/25/2012	264.96
52554500	Lab Supplies	WE	5000002440	10/25/2012	86.11
52562000	Office Supplies	DR	4000002825	10/25/2012	(1,019.64)
52562000	Office Supplies	KR	5000002448	10/25/2012	54.47
52562000	Office Supplies	KR	5000002449	10/25/2012	59.51
52574000	Telephone	ZC	9400001088	10/25/2012	98.00
52574000	Telephone	ZC	9400001088	10/25/2012	41.57
52574000	Telephone	ZC	9400001088	10/25/2012	43.97
52574000	Telephone	ZC	9400001088	10/25/2012	1,203.15
52574000	Telephone	ZC	9400001088	10/25/2012	41.57
52574000	Telephone	ZC	9400001088	10/25/2012	156.34
52574000	Telephone	ZC	9400001088	10/25/2012	114.66
52574000	Telephone	ZC	9400001088	10/25/2012	40.20
52574000	Telephone	ZC	9400001088	10/25/2012	2,538.14

Kentucky American Water Company  
Case No. 2012-00520  
Response to PSC DR1, Item 31

Account	Description	Doc Type	Document Number	Posting Date	Amount
52574100	Cell Phone	ZC	9400001088	10/25/2012	738.88
52574100	Cell Phone	ZC	9400001088	10/25/2012	47.41
52574100	Cell Phone	ZC	9400001088	10/25/2012	47.41
52574100	Cell Phone	ZC	9400001088	10/25/2012	944.06
52574100	Cell Phone	ZC	9400001088	10/25/2012	711.51
52578000	Trash Removal	KR	5000002414	10/25/2012	102.19
52578000	Trash Removal	KR	5000002415	10/25/2012	67.86
52583000	Water & WW	KR	5000002454	10/25/2012	675.83
53150000	Contr Svc-Other	ZF	5000002418	10/25/2012	2,668.43
53150000	Contr Svc-Other	KR	5000002420	10/25/2012	1,001.70
53150000	Contr Svc-Other	KR	5000002421	10/25/2012	208.23
53150000	Contr Svc-Other	RE	5000002425	10/25/2012	(2,100.06)
53150000	Contr Svc-Other	WE	5000002432	10/25/2012	2,944.81
53150000	Contr Svc-Other	UZ	2000000316	10/25/2012	2,100.06
53150000	Contr Svc-Other	UZ	2000000316	10/25/2012	(2,944.81)
53152000	Contr Svc-Lab Testng	KR	5000002417	10/25/2012	869.20
54140000	Rents-Equip	KG	5000002431	10/25/2012	(1,624.84)
57010000	Uncoll Accts Exp	ZA	9400001090	10/25/2012	(531.86)
72802000	CIAC Rcpt Svcs Clrg	DR	4000002830	10/25/2012	(1,569.00)
72802000	CIAC Rcpt Svcs Clrg	UZ	2000000312	10/25/2012	1,569.00
72802100	CIAC Rcpt Non-SrvClr	DR	4000002819	10/25/2012	(6,536.00)
72802100	CIAC Rcpt Non-SrvClr	UZ	2000000312	10/25/2012	7,353.00
88107000	CAP Move-CWIP	UZ	2000000313	10/25/2012	86.08
88107000	CAP Move-CWIP	UZ	2000000319	10/25/2012	142.57
88107000	CAP Move-CWIP	UZ	2000000313	10/25/2012	(114.45)
88107000	CAP Move-CWIP	UZ	2000000319	10/25/2012	16,669.42
88107000	CAP Move-CWIP	UZ	2000000319	10/25/2012	(119.83)
88107000	CAP Move-CWIP	UZ	2000000319	10/25/2012	127.91
88107000	CAP Move-CWIP	UZ	2000000319	10/25/2012	(10.19)
88107000	CAP Move-CWIP	UZ	2000000315	10/25/2012	(2,301.64)
88107000	CAP Move-CWIP	UZ	2000000317	10/25/2012	2,301.64
88107000	CAP Move-CWIP	UZ	2000000317	10/25/2012	(2,100.06)
88107000	CAP Move-CWIP	UZ	2000000317	10/25/2012	2,944.81
88257100	CAP Move-RWIP	UZ	2000000319	10/25/2012	(53.84)
88257100	CAP Move-RWIP	UZ	2000000319	10/25/2012	57.48
88257100	CAP Move-RWIP	UZ	2000000319	10/25/2012	(1.52)
88271170	CAP Move-CIAC NT WIP	UZ	2000000313	10/25/2012	(7,353.00)
88271270	CAP Move-CIAC Tx WIP	UZ	2000000313	10/25/2012	(1,569.00)
88900000	CAP Move-Settlement	UZ	2000000313	10/25/2012	(86.08)
88900000	CAP Move-Settlement	UZ	2000000319	10/25/2012	(142.57)
88900000	CAP Move-Settlement	UZ	2000000313	10/25/2012	114.45
88900000	CAP Move-Settlement	UZ	2000000319	10/25/2012	(16,669.42)
88900000	CAP Move-Settlement	UZ	2000000313	10/25/2012	1,569.00
88900000	CAP Move-Settlement	UZ	2000000313	10/25/2012	7,353.00
88900000	CAP Move-Settlement	UZ	2000000319	10/25/2012	173.67
88900000	CAP Move-Settlement	UZ	2000000319	10/25/2012	(185.39)
88900000	CAP Move-Settlement	UZ	2000000319	10/25/2012	11.71
88900000	CAP Move-Settlement	UZ	2000000315	10/25/2012	2,301.64
88900000	CAP Move-Settlement	UZ	2000000317	10/25/2012	(2,301.64)
88900000	CAP Move-Settlement	UZ	2000000317	10/25/2012	2,100.06
88900000	CAP Move-Settlement	UZ	2000000317	10/25/2012	(2,944.81)
40111000	Res Sales Billed	ZA	9400001091	10/26/2012	(182,373.42)
40111000	Res Sales Billed	ZA	9400001091	10/26/2012	(18.52)
40111000	Res Sales Billed	ZA	9400001091	10/26/2012	(20.35)
40121000	Com Sales Billed	ZA	9400001091	10/26/2012	(26,848.18)
40121000	Com Sales Billed	ZA	9400001091	10/26/2012	(1,434.58)
40131000	Ind Sales Billed	ZA	9400001091	10/26/2012	(1,375.04)
40145000	Priv Fire Billed	ZA	9400001091	10/26/2012	(3,261.89)
40151000	Publ Auth Billed	ZA	9400001091	10/26/2012	(8,926.30)
40221000	Com WW Svc Billed	ZA	9400001091	10/26/2012	(2,121.83)
40310400	OthRev-NSF Ck Chrg	ZA	9400001091	10/26/2012	(108.00)
40310500	OthRev-Appl/InitFee	ZA	9400001091	10/26/2012	(52.00)
40310500	OthRev-Appl/InitFee	ZA	9400001091	10/26/2012	(1,794.00)
40310700	OthRev-Reconnct Fee	ZA	9400001091	10/26/2012	(156.00)
50452000	Emp Physical Exams	KR	5000002458	10/26/2012	301.21
50452000	Emp Physical Exams	KR	5000002459	10/26/2012	328.31
50452000	Emp Physical Exams	KR	5000002460	10/26/2012	317.21
52000000	M&S Expense (O&M)	KR	5000002469	10/26/2012	1,300.15
52000000	M&S Expense (O&M)	KA	5000002486	10/26/2012	(15,425.29)
52000000	M&S Expense (O&M)	KA	5000002487	10/26/2012	(1,244.13)
52000000	M&S Expense (O&M)	WA	5000002501	10/26/2012	378.89
52000000	M&S Expense (O&M)	UZ	2000000320	10/26/2012	(2,301.64)
52500000	Misc Expense (O&M)	KR	5000002488	10/26/2012	0.12
52500000	Misc Expense (O&M)	KR	5000002489	10/26/2012	(8.31)
52514903	Cust Edu Comm-Issues	KR	5000002463	10/26/2012	150.52
52546000	Grounds Keeping	KR	5000002468	10/26/2012	665.68
52546000	Grounds Keeping	KR	5000002470	10/26/2012	275.60

Kentucky American Water Company  
Case No. 2012-00520  
Response to PSC DR1, Item 31

Account	Description	Doc Type	Document Number	Posting Date	Amount
52546000	Grounds Keeping	KR	5000002472	10/26/2012	201.40
52546000	Grounds Keeping	KR	5000002473	10/26/2012	159.00
52546000	Grounds Keeping	KR	5000002476	10/26/2012	53.00
52546000	Grounds Keeping	KR	5000002478	10/26/2012	444.14
52546000	Grounds Keeping	KR	5000002478	10/26/2012	53.00
52546000	Grounds Keeping	KR	5000002478	10/26/2012	21.20
52562500	Overnight Shippng	KR	5000002464	10/26/2012	190.28
52562500	Overnight Shippng	KR	5000002465	10/26/2012	197.80
52583000	Water & WW	KR	5000002477	10/26/2012	998.64
52583000	Water & WW	KR	5000002479	10/26/2012	15.91
52583000	Water & WW	KR	5000002480	10/26/2012	19.46
52583000	Water & WW	KR	5000002481	10/26/2012	37.14
52583000	Water & WW	KR	5000002482	10/26/2012	24.76
52583000	Water & WW	KR	5000002483	10/26/2012	6.73
52583000	Water & WW	KR	5000002484	10/26/2012	15.91
53150000	Contr Svc-Other	SA	100001441	10/26/2012	500.00
53150000	Contr Svc-Other	SA	100001443	10/26/2012	13,999.04
53150000	Contr Svc-Other	KR	5000002467	10/26/2012	512.90
53150000	Contr Svc-Other	KR	5000002467	10/26/2012	296.80
53150000	Contr Svc-Other	KR	5000002467	10/26/2012	155.82
53150000	Contr Svc-Other	KR	5000002471	10/26/2012	375.29
53150000	Contr Svc-Other	KR	5000002471	10/26/2012	375.31
53150000	Contr Svc-Other	KR	5000002471	10/26/2012	375.31
53150000	Contr Svc-Other	KR	5000002471	10/26/2012	375.31
53150000	Contr Svc-Other	KR	5000002471	10/26/2012	375.31
53150000	Contr Svc-Other	KR	5000002471	10/26/2012	375.31
53150000	Contr Svc-Other	KR	5000002471	10/26/2012	375.28
53150000	Contr Svc-Other	KR	5000002475	10/26/2012	526.82
53150000	Contr Svc-Other	KR	5000002485	10/26/2012	1,021.84
53150000	Contr Svc-Other	UZ	2000000322	10/26/2012	(500.00)
53150000	Contr Svc-Other	UZ	2000000322	10/26/2012	(375.31)
53150000	Contr Svc-Other	UZ	2000000322	10/26/2012	(375.28)
53150000	Contr Svc-Other	UZ	2000000322	10/26/2012	(375.31)
53150000	Contr Svc-Other	UZ	2000000322	10/26/2012	(375.31)
53150000	Contr Svc-Other	UZ	2000000322	10/26/2012	(375.29)
53151000	Contr Svc-Temp EE	KR	5000002474	10/26/2012	162.33
57010000	Uncoll Accts Exp	ZA	9400001091	10/26/2012	(12.16)
57010000	Uncoll Accts Exp	ZA	9400001091	10/26/2012	(980.14)
62510000	Amort Def Maint	SA	100001438	10/26/2012	3,019.97
62510000	Amort Def Maint	SA	100001438	10/26/2012	(3,019.97)
62510000	Amort Def Maint	SA	100001438	10/26/2012	5,260.36
62510000	Amort Def Maint	SA	100001438	10/26/2012	(5,260.36)
62510000	Amort Def Maint	SA	100001438	10/26/2012	1,281.93
62510000	Amort Def Maint	SA	100001438	10/26/2012	(1,281.93)
62510000	Amort Def Maint	SA	100001438	10/26/2012	2,149.90
62510000	Amort Def Maint	SA	100001438	10/26/2012	(2,149.90)
62510000	Amort Def Maint	SA	100001438	10/26/2012	1,469.26
62510000	Amort Def Maint	SA	100001438	10/26/2012	(1,469.26)
62510000	Amort Def Maint	SA	100001438	10/26/2012	416.66
62510000	Amort Def Maint	SA	100001438	10/26/2012	(416.66)
62510000	Amort Def Maint	SA	100001438	10/26/2012	1,800.99
62510000	Amort Def Maint	SA	100001438	10/26/2012	(1,800.99)
62510000	Amort Def Maint	SA	100001438	10/26/2012	276.13
62510000	Amort Def Maint	SA	100001438	10/26/2012	(276.13)
62510000	Amort Def Maint	SA	100001438	10/26/2012	809.76
62510000	Amort Def Maint	SA	100001438	10/26/2012	(809.76)
62510000	Amort Def Maint	SA	100001438	10/26/2012	382.23
62510000	Amort Def Maint	SA	100001438	10/26/2012	(382.23)
62510000	Amort Def Maint	SA	100001438	10/26/2012	148.44
62510000	Amort Def Maint	SA	100001438	10/26/2012	(148.44)
62510000	Amort Def Maint	SA	100001438	10/26/2012	189.97
62510000	Amort Def Maint	SA	100001438	10/26/2012	(189.97)
62510000	Amort Def Maint	SA	100001438	10/26/2012	2,238.71
62510000	Amort Def Maint	SA	100001438	10/26/2012	(2,238.71)
62510000	Amort Def Maint	SA	100001438	10/26/2012	619.56
62510000	Amort Def Maint	SA	100001438	10/26/2012	(619.56)
62510000	Amort Def Maint	SA	100001438	10/26/2012	7,172.91
62510000	Amort Def Maint	SA	100001438	10/26/2012	(7,172.91)
62510000	Amort Def Maint	SA	100001438	10/26/2012	3,590.84
62510000	Amort Def Maint	SA	100001438	10/26/2012	(3,590.84)
62510000	Amort Def Maint	SA	100001438	10/26/2012	554.38
62510000	Amort Def Maint	SA	100001438	10/26/2012	(554.38)
62510000	Amort Def Maint	SA	100001438	10/26/2012	2,422.70
62510000	Amort Def Maint	SA	100001438	10/26/2012	(2,422.70)
62510000	Amort Def Maint	SA	100001438	10/26/2012	1,112.32
62510000	Amort Def Maint	SA	100001438	10/26/2012	(1,112.32)
72802100	CIAC Rcpt Non-SrvClr	UZ	2000000320	10/26/2012	2,476.00
72803000	Salvg/Scrap Rcpt Clr	DR	4000002793	10/26/2012	(6,339.45)

Kentucky American Water Company  
Case No. 2012-00520  
Response to PSC DR1, Item 31

Account	Description	Doc Type	Document Number	Posting Date	Amount
88106000	CAP Move-CCNC	UN	2000000326	10/26/2012	(539.10)
88106000	CAP Move-CCNC	UN	2000000326	10/26/2012	(718.80)
88106000	CAP Move-CCNC	UN	2000000326	10/26/2012	(2,336.10)
88106000	CAP Move-CCNC	UN	2000000326	10/26/2012	42.20
88106000	CAP Move-CCNC	UN	2000000326	10/26/2012	92.84
88106000	CAP Move-CCNC	UN	2000000326	10/26/2012	33.75
88106000	CAP Move-CCNC	UN	2000000326	10/26/2012	597.70
88106000	CAP Move-CCNC	UN	2000000326	10/26/2012	100.76
88106000	CAP Move-CCNC	UN	2000000326	10/26/2012	1,045.41
88106000	CAP Move-CCNC	UN	2000000326	10/26/2012	113.36
88106000	CAP Move-CCNC	UN	2000000326	10/26/2012	3.59
88106000	CAP Move-CCNC	UN	2000000326	10/26/2012	4,587.74
88106000	CAP Move-CCNC	UN	2000000326	10/26/2012	6.95
88106000	CAP Move-CCNC	UN	2000000326	10/26/2012	490.30
88106000	CAP Move-CCNC	UN	2000000326	10/26/2012	0.30
88106000	CAP Move-CCNC	UN	2000000326	10/26/2012	30.03
88106000	CAP Move-CCNC	UN	2000000326	10/26/2012	400.90
88106000	CAP Move-CCNC	UN	2000000326	10/26/2012	594.75
88106000	CAP Move-CCNC	UN	2000000326	10/26/2012	817.79
88106000	CAP Move-CCNC	UN	2000000326	10/26/2012	12,802.69
88106000	CAP Move-CCNC	UN	2000000326	10/26/2012	7,631.30
88106000	CAP Move-CCNC	UN	2000000326	10/26/2012	3,422.90
88107000	CAP Move-CWIP	UZ	2000000323	10/26/2012	500.00
88107000	CAP Move-CWIP	UN	2000000326	10/26/2012	3,594.00
88107000	CAP Move-CWIP	UN	2000000326	10/26/2012	(168.79)
88107000	CAP Move-CWIP	UN	2000000326	10/26/2012	(597.70)
88107000	CAP Move-CWIP	UN	2000000326	10/26/2012	(1,259.53)
88107000	CAP Move-CWIP	UN	2000000326	10/26/2012	(4,591.33)
88107000	CAP Move-CWIP	UN	2000000326	10/26/2012	(497.25)
88107000	CAP Move-CWIP	UN	2000000326	10/26/2012	(30.33)
88107000	CAP Move-CWIP	UZ	2000000323	10/26/2012	375.31
88107000	CAP Move-CWIP	UZ	2000000323	10/26/2012	375.28
88107000	CAP Move-CWIP	UN	2000000326	10/26/2012	(400.90)
88107000	CAP Move-CWIP	UZ	2000000323	10/26/2012	258.96
88107000	CAP Move-CWIP	UZ	2000000323	10/26/2012	258.96
88107000	CAP Move-CWIP	UZ	2000000323	10/26/2012	326.50
88107000	CAP Move-CWIP	UN	2000000326	10/26/2012	(594.75)
88107000	CAP Move-CWIP	UZ	2000000321	10/26/2012	2,301.64
88107000	CAP Move-CWIP	UN	2000000326	10/26/2012	(817.79)
88107000	CAP Move-CWIP	UN	2000000326	10/26/2012	(12,802.69)
88107000	CAP Move-CWIP	UN	2000000326	10/26/2012	(7,631.30)
88107000	CAP Move-CWIP	UN	2000000326	10/26/2012	(3,422.90)
88108020	CAP Move-UP A/D Salv	US	2000000327	10/26/2012	(104.95)
88257100	CAP Move-RWIP	UZ	2000000323	10/26/2012	116.35
88257100	CAP Move-RWIP	UZ	2000000323	10/26/2012	116.35
88257100	CAP Move-RWIP	UZ	2000000323	10/26/2012	48.79
88257100	CAP Move-RWIP	US	2000000327	10/26/2012	104.95
88271100	CAP Move-CIAC NT	UN	2000000326	10/26/2012	(31,888.00)
88271170	CAP Move-CIAC NT WIP	UZ	2000000321	10/26/2012	(2,476.00)
88271170	CAP Move-CIAC NT WIP	UN	2000000326	10/26/2012	31,888.00
88271200	CAP Move-CIAC Tax	UN	2000000326	10/26/2012	(8,244.00)
88271270	CAP Move-CIAC Tx WIP	UN	2000000326	10/26/2012	8,244.00
88900000	CAP Move-Settlement	UZ	2000000323	10/26/2012	(500.00)
88900000	CAP Move-Settlement	UZ	2000000323	10/26/2012	(375.31)
88900000	CAP Move-Settlement	UZ	2000000323	10/26/2012	(375.28)
88900000	CAP Move-Settlement	UZ	2000000323	10/26/2012	(375.31)
88900000	CAP Move-Settlement	UZ	2000000321	10/26/2012	2,476.00
88900000	CAP Move-Settlement	UZ	2000000323	10/26/2012	(375.31)
88900000	CAP Move-Settlement	UZ	2000000323	10/26/2012	(375.29)
88900000	CAP Move-Settlement	UZ	2000000321	10/26/2012	(2,301.64)
52000000	M&S Expense (O&M)	UZ	2000000328	10/27/2012	(378.89)
52000000	M&S Expense (O&M)	UZ	2000000328	10/27/2012	16,669.42
52554500	Lab Supplies	RE	5000002502	10/27/2012	13.73
52554500	Lab Supplies	RE	5000002503	10/27/2012	16.91
72803000	Salvg/Scrap Rcpt Clr	UZ	2000000328	10/27/2012	6,339.45
88107000	CAP Move-CWIP	UZ	2000000329	10/27/2012	378.89
88107000	CAP Move-CWIP	UZ	2000000329	10/27/2012	(16,669.42)
88257100	CAP Move-RWIP	UZ	2000000329	10/27/2012	(6,339.45)
88900000	CAP Move-Settlement	UZ	2000000329	10/27/2012	(378.89)
88900000	CAP Move-Settlement	UZ	2000000329	10/27/2012	16,669.42
88900000	CAP Move-Settlement	UZ	2000000329	10/27/2012	6,339.45
52000000	M&S Expense (O&M)	WA	5000002504	10/28/2012	8.73
52000000	M&S Expense (O&M)	WA	5000002504	10/28/2012	8.03
52000000	M&S Expense (O&M)	WA	5000002504	10/28/2012	16.12
52000000	M&S Expense (O&M)	WA	5000002505	10/28/2012	4.54
52000000	M&S Expense (O&M)	WA	5000002506	10/28/2012	18.06
52000000	M&S Expense (O&M)	WA	5000002507	10/28/2012	6.37

Kentucky American Water Company  
Case No. 2012-00520  
Response to PSC DR1, Item 31

Account	Description	Doc Type	Document Number	Posting Date	Amount
52000000	M&S Expense (O&M)	WA	5000002508	10/28/2012	25.14
52000000	M&S Expense (O&M)	WA	5000002508	10/28/2012	122.70
40111000	Res Sales Billed	ZA	9400001152	10/29/2012	(6.06)
40111000	Res Sales Billed	ZA	9400001152	10/29/2012	(14.77)
40111000	Res Sales Billed	ZA	9400001152	10/29/2012	(38.98)
40111000	Res Sales Billed	ZA	9400001152	10/29/2012	(173,306.63)
40121000	Com Sales Billed	ZA	9400001152	10/29/2012	(42,759.77)
40145000	Priv Fire Billed	ZA	9400001152	10/29/2012	(32.63)
40151000	Publ Auth Billed	ZA	9400001152	10/29/2012	(260.77)
40211000	Dom WW Svc Billed	ZA	9400001152	10/29/2012	(13.24)
40310400	OthRev-NSF Ck Chrg	ZA	9400001152	10/29/2012	12.00
40310400	OthRev-NSF Ck Chrg	ZA	9400001152	10/29/2012	(108.00)
40310500	OthRev-Appl/InitFee	ZA	9400001152	10/29/2012	(1,560.00)
40310700	OthRev-Reconnct Fee	ZA	9400001152	10/29/2012	(234.00)
52000000	M&S Expense (O&M)	KR	5000002510	10/29/2012	55.60
52000000	M&S Expense (O&M)	KR	5000002510	10/29/2012	27.80
52000000	M&S Expense (O&M)	KR	5000002511	10/29/2012	307.40
52000000	M&S Expense (O&M)	WA	5000002513	10/29/2012	63,763.84
52000000	M&S Expense (O&M)	KR	5000002526	10/29/2012	477.53
52000000	M&S Expense (O&M)	KR	5000002526	10/29/2012	212.06
52000000	M&S Expense (O&M)	KR	5000002527	10/29/2012	450.50
52000000	M&S Expense (O&M)	KR	5000002528	10/29/2012	161.34
52000000	M&S Expense (O&M)	KR	5000002536	10/29/2012	37,939.32
52000000	M&S Expense (O&M)	UZ	2000000332	10/29/2012	(63,763.84)
52000000	M&S Expense (O&M)	UZ	2000000331	10/29/2012	(50.94)
52000000	M&S Expense (O&M)	UZ	2000000331	10/29/2012	(4.54)
52500000	Misc Expense (O&M)	KR	5000002509	10/29/2012	117.66
52500000	Misc Expense (O&M)	KR	5000002509	10/29/2012	111.27
52500000	Misc Expense (O&M)	KR	5000002509	10/29/2012	111.27
52500000	Misc Expense (O&M)	KR	5000002512	10/29/2012	278.09
52500000	Misc Expense (O&M)	WE	5000002520	10/29/2012	2,196.32
52500000	Misc Expense (O&M)	WE	5000002520	10/29/2012	2,196.32
52500000	Misc Expense (O&M)	KR	5000002531	10/29/2012	190.80
52500000	Misc Expense (O&M)	UZ	2000000332	10/29/2012	(2,196.32)
52500000	Misc Expense (O&M)	UZ	2000000332	10/29/2012	(2,196.32)
52550000	Janitorial	KR	5000002531	10/29/2012	318.00
52554500	Lab Supplies	WE	5000002525	10/29/2012	239.58
52554500	Lab Supplies	WE	5000002535	10/29/2012	5,876.64
53150000	Contr Svc-Other	KR	5000002529	10/29/2012	73.03
53150000	Contr Svc-Other	KR	5000002532	10/29/2012	83.45
53150000	Contr Svc-Other	KR	5000002533	10/29/2012	47.81
53150000	Contr Svc-Other	UZ	2000000334	10/29/2012	(13,999.04)
53155000	Contr Svc-Legal	KR	5000002514	10/29/2012	106.00
54140000	Rents-Equip	KR	5000002530	10/29/2012	210.28
57010000	Uncoll Accts Exp	ZA	9400001152	10/29/2012	(417.00)
72802100	CIAC Rcpt Non-SrvClr	DR	4000002886	10/29/2012	(16,358.00)
88107000	CAP Move-CWIP	UZ	2000000333	10/29/2012	63,763.84
88107000	CAP Move-CWIP	UZ	2000000335	10/29/2012	13,859.05
88107000	CAP Move-CWIP	UZ	2000000333	10/29/2012	2,196.32
88107000	CAP Move-CWIP	UZ	2000000333	10/29/2012	2,196.32
88107000	CAP Move-CWIP	UZ	2000000330	10/29/2012	50.94
88107000	CAP Move-CWIP	UZ	2000000330	10/29/2012	4.54
88257100	CAP Move-RWIP	UZ	2000000335	10/29/2012	139.99
88900000	CAP Move-Settlement	UZ	2000000333	10/29/2012	(63,763.84)
88900000	CAP Move-Settlement	UZ	2000000335	10/29/2012	(13,999.04)
88900000	CAP Move-Settlement	UZ	2000000333	10/29/2012	(2,196.32)
88900000	CAP Move-Settlement	UZ	2000000333	10/29/2012	(2,196.32)
88900000	CAP Move-Settlement	UZ	2000000330	10/29/2012	(50.94)
88900000	CAP Move-Settlement	UZ	2000000330	10/29/2012	(4.54)
40111000	Res Sales Billed	ZA	9400001153	10/30/2012	(170,179.65)
40111000	Res Sales Billed	ZA	9400001153	10/30/2012	1,557.24
40111000	Res Sales Billed	ZA	9400001153	10/30/2012	(11.28)
40121000	Com Sales Billed	ZA	9400001153	10/30/2012	7,000.40
40145000	Priv Fire Billed	ZA	9400001153	10/30/2012	1,670.12
40151000	Publ Auth Billed	ZA	9400001153	10/30/2012	(1,317.18)
40211000	Dom WW Svc Billed	ZA	9400001153	10/30/2012	(19.82)
40310400	OthRev-NSF Ck Chrg	ZA	9400001153	10/30/2012	(36.00)
40310500	OthRev-Appl/InitFee	ZA	9400001153	10/30/2012	(26.00)
40310500	OthRev-Appl/InitFee	ZA	9400001153	10/30/2012	(490.00)
40310500	OthRev-Appl/InitFee	ZA	9400001153	10/30/2012	(1,872.00)
40310700	OthRev-Reconnct Fee	ZA	9400001153	10/30/2012	(130.00)
50171000	Annual Incent Plan	SA	100001529	10/30/2012	19,331.37
50171000	Annual Incent Plan	CF	9300004243	10/30/2012	19,331.37
50171000	Annual Incent Plan	CF	9300004243	10/30/2012	(19,331.37)
50423000	ESPP Expense	SA	100001465	10/30/2012	863.58
51110000	Waste Disposal	WA	5000002545	10/30/2012	4,779.54
51110000	Waste Disposal	WA	5000002545	10/30/2012	213.58



Kentucky American Water Company  
Case No. 2012-00520  
Response to PSC DR1, Item 31

Account	Description	Doc Type	Document Number	Posting Date	Amount
51110000	Waste Disposal	WA	5000002548	10/30/2012	27.60
51110000	Waste Disposal	WA	5000002563	10/30/2012	9,230.79
51110000	Waste Disposal	SR	9600000071	10/30/2012	5,333.00
51800000	Chemicals	WA	5000002544	10/30/2012	631.19
51800000	Chemicals	WA	5000002544	10/30/2012	2,579.64
51800000	Chemicals	WA	5000002544	10/30/2012	1,760.06
51800000	Chemicals	WA	5000002544	10/30/2012	17,003.05
51800000	Chemicals	WA	5000002544	10/30/2012	2,337.26
51800000	Chemicals	WA	5000002544	10/30/2012	282.20
51800000	Chemicals	WA	5000002544	10/30/2012	1,477.78
51800000	Chemicals	WA	5000002544	10/30/2012	16.60
51800000	Chemicals	WA	5000002544	10/30/2012	3,552.17
51800000	Chemicals	WA	5000002546	10/30/2012	(159.45)
51800000	Chemicals	WA	5000002547	10/30/2012	449.61
51800000	Chemicals	WA	5000002547	10/30/2012	5,411.34
51800000	Chemicals	WA	5000002547	10/30/2012	223.04
51800000	Chemicals	WA	5000002547	10/30/2012	52.50
51800000	Chemicals	WA	5000002547	10/30/2012	2,139.05
51800000	Chemicals	WA	5000002547	10/30/2012	1,283.45
51800000	Chemicals	WA	5000002547	10/30/2012	749.50
51800000	Chemicals	WA	5000002549	10/30/2012	53.24
51800000	Chemicals	WA	5000002549	10/30/2012	128.50
51800000	Chemicals	WA	5000002549	10/30/2012	930.66
51800000	Chemicals	WA	5000002560	10/30/2012	1,141.07
51800000	Chemicals	WA	5000002560	10/30/2012	8,178.06
51800000	Chemicals	WA	5000002560	10/30/2012	5,986.14
51800000	Chemicals	WA	5000002560	10/30/2012	34,390.13
51800000	Chemicals	WA	5000002560	10/30/2012	4,654.27
51800000	Chemicals	WA	5000002560	10/30/2012	282.20
51800000	Chemicals	WA	5000002560	10/30/2012	3,784.73
51800000	Chemicals	WA	5000002560	10/30/2012	3,931.37
52000000	M&S Expense (O&M)	SV	100001524	10/30/2012	30,902.65
52000000	M&S Expense (O&M)	SV	100001526	10/30/2012	26,638.57
52000000	M&S Expense (O&M)	WA	5000002562	10/30/2012	23.70
52000000	M&S Expense (O&M)	WA	5000002562	10/30/2012	15.96
52000000	M&S Expense (O&M)	WA	5000002562	10/30/2012	7.87
52000000	M&S Expense (O&M)	WA	5000002562	10/30/2012	51.62
52000000	M&S Expense (O&M)	WA	5000002562	10/30/2012	54.60
52000000	M&S Expense (O&M)	WA	5000002562	10/30/2012	40.76
52000000	M&S Expense (O&M)	WA	5000002562	10/30/2012	81.80
52000000	M&S Expense (O&M)	WA	5000002562	10/30/2012	8.76
52000000	M&S Expense (O&M)	WA	5000002562	10/30/2012	47.71
52000000	M&S Expense (O&M)	UZ	2000000336	10/30/2012	(37,939.32)
52500000	Misc Expense (O&M)	WE	5000002564	10/30/2012	2,031.46
52500000	Misc Expense (O&M)	WE	5000002565	10/30/2012	4,062.92
52520000	Collection Agencies	KR	5000002561	10/30/2012	1,785.03
52534000	Employee Expenses	SV	100001524	10/30/2012	11,955.07
52534000	Employee Expenses	SV	100001526	10/30/2012	12,880.47
52535000	Meals Deductible	SV	100001524	10/30/2012	11,955.08
52535000	Meals Deductible	SV	100001526	10/30/2012	12,880.48
53150000	Contr Svc-Other	WE	5000002115	10/30/2012	(9,500.00)
53150000	Contr Svc-Other	WE	5000002116	10/30/2012	(54,200.00)
53150000	Contr Svc-Other	WE	5000002537	10/30/2012	15,906.55
53150000	Contr Svc-Other	KR	5000002539	10/30/2012	111.30
53150000	Contr Svc-Other	WE	5000002541	10/30/2012	13,491.72
53150000	Contr Svc-Other	WE	5000002542	10/30/2012	68,752.86
53150000	Contr Svc-Other	WE	5000002550	10/30/2012	3,400.00
53150000	Contr Svc-Other	WE	5000002551	10/30/2012	13,509.00
53150000	Contr Svc-Other	WE	5000002552	10/30/2012	1,275.00
53150000	Contr Svc-Other	WE	5000002553	10/30/2012	3,830.00
53150000	Contr Svc-Other	KR	5000002554	10/30/2012	879.45
53150000	Contr Svc-Other	WE	5000002555	10/30/2012	210.00
53150000	Contr Svc-Other	WE	5000002556	10/30/2012	1,005.00
53150000	Contr Svc-Other	WE	5000002558	10/30/2012	22,188.00
53150000	Contr Svc-Other	WE	5000002558	10/30/2012	20,876.50
53150000	Contr Svc-Other	WE	5000002558	10/30/2012	6,837.00
53150000	Contr Svc-Other	WE	5000002558	10/30/2012	33,647.50
53150000	Contr Svc-Other	WE	5000002559	10/30/2012	64.50
53150000	Contr Svc-Other	WE	5000002559	10/30/2012	172.00
55730000	Ins Other	SA	100001487	10/30/2012	55.35
57010000	Uncoll Accts Exp	ZA	9400001153	10/30/2012	6,226.55
57010000	Uncoll Accts Exp	ZA	9400001153	10/30/2012	41,650.75
62520700	Misc Main Pvg/Bckfil	WE	5000002557	10/30/2012	1,000.00
72802000	CIAC Rcpt Svcs Clrg	UZ	2000000336	10/30/2012	1,569.00
72802100	CIAC Rcpt Non-SrvClr	DR	4000002986	10/30/2012	(817.00)
72802100	CIAC Rcpt Non-SrvClr	DR	4000002998	10/30/2012	(817.00)
72802100	CIAC Rcpt Non-SrvClr	DR	4000003007	10/30/2012	(817.00)

Kentucky American Water Company  
Case No. 2012-00520  
Response to PSC DR1, Item 31

Account	Description	Doc Type	Document Number	Posting Date	Amount
72802100	CIAC Rcpt Non-SrvClr	DR	4000003007	10/30/2012	(817.00)
72802100	CIAC Rcpt Non-SrvClr	DR	4000003007	10/30/2012	(817.00)
72802100	CIAC Rcpt Non-SrvClr	UZ	2000000336	10/30/2012	6,536.00
81010000	Interest LTD	TC	3000004977	10/30/2012	201,646.67
81010000	Interest LTD	TC	3000004979	10/30/2012	132,572.92
81010000	Interest LTD	TC	3000004981	10/30/2012	260,377.50
81015000	Interest LTD Interco	TC	3000004983	10/30/2012	1,174,151.04
81015000	Interest LTD Interco	TC	3000004985	10/30/2012	239,687.50
81015000	Interest LTD Interco	TC	3000004987	10/30/2012	578,409.72
81015000	Interest LTD Interco	TC	3000004989	10/30/2012	129,112.92
81015000	Interest LTD Interco	TC	3000004991	10/30/2012	42,083.33
81020000	Div Decl P/S w/ MRR	TC	3000004993	10/30/2012	63,525.00
88107000	CAP Move-CWIP	UZ	2000000337	10/30/2012	37,939.32
88271170	CAP Move-CIAC NT WIP	UZ	2000000337	10/30/2012	(6,536.00)
88271270	CAP Move-CIAC Tx WIP	UZ	2000000337	10/30/2012	(1,569.00)
88900000	CAP Move-Settlement	UZ	2000000337	10/30/2012	1,569.00
88900000	CAP Move-Settlement	UZ	2000000337	10/30/2012	6,536.00
88900000	CAP Move-Settlement	UZ	2000000337	10/30/2012	(37,939.32)
40112000	Res Sales Unbilled	ZK	4500000002	10/31/2012	(2,441,091.35)
40121000	Com Sales Billed	SV	100001471	10/31/2012	32,107.41
40121000	Com Sales Billed	SV	100001471	10/31/2012	635.32
40121000	Com Sales Billed	SV	100001471	10/31/2012	7,813.22
40121000	Com Sales Billed	SV	100001471	10/31/2012	154.55
40122000	Com Sales Unbilled	ZK	4500000002	10/31/2012	(1,263,636.76)
40132000	Ind Sales Unbilled	ZK	4500000002	10/31/2012	(116,753.83)
40152000	Publ Auth Unbilled	ZK	4500000002	10/31/2012	(424,852.81)
40161050	SlS/Rsle Billed I/C	SA	100001473	10/31/2012	(902.59)
40161050	SlS/Rsle Billed I/C	SA	100001473	10/31/2012	(736.09)
40162000	SalesforRsle Unbilld	ZK	4500000002	10/31/2012	(141,524.72)
40171300	MiscSlS Bill Unmtrd	SA	100001536	10/31/2012	157,438.62
40310250	OthRev-Rent I/C	SA	100001515	10/31/2012	(26,253.00)
40310300	OthRev-CFO	SA	100001536	10/31/2012	(84,411.44)
40310300	OthRev-CFO	SA	100001536	10/31/2012	(31,717.55)
40310300	OthRev-CFO	SA	100001536	10/31/2012	(41,309.63)
40310600	OthRev-Usage Data	SA	100001470	10/31/2012	(200.00)
40310600	OthRev-Usage Data	SA	100001470	10/31/2012	(100.00)
40310600	OthRev-Usage Data	SA	100001470	10/31/2012	(100.00)
40319900	OthRev-Misc Svc	SA	100001470	10/31/2012	(300.00)
40319900	OthRev-Misc Svc	SA	100001470	10/31/2012	(315.00)
50100000	Labor Expense	SA	100001458	10/31/2012	1,457.76
50100000	Labor Expense	CF	9300002782	10/31/2012	14.23
50100000	Labor Expense	CF	9300002782	10/31/2012	(14.23)
50100000	Labor Expense	CF	9300002783	10/31/2012	74.15
50100000	Labor Expense	CF	9300002783	10/31/2012	(74.15)
50100000	Labor Expense	CF	9300002866	10/31/2012	232.86
50100000	Labor Expense	CF	9300002866	10/31/2012	(232.86)
50100000	Labor Expense	CF	9300002874	10/31/2012	2,296.87
50100000	Labor Expense	CF	9300002874	10/31/2012	(2,296.87)
50100000	Labor Expense	CF	9300002880	10/31/2012	1,327.60
50100000	Labor Expense	CF	9300002880	10/31/2012	(1,327.60)
50100000	Labor Expense	CF	9300002882	10/31/2012	787.20
50100000	Labor Expense	CF	9300002882	10/31/2012	(787.20)
50100000	Labor Expense	CF	9300002887	10/31/2012	189.13
50100000	Labor Expense	CF	9300002887	10/31/2012	(189.13)
50100000	Labor Expense	CF	9300002889	10/31/2012	1,450.48
50100000	Labor Expense	CF	9300002889	10/31/2012	(1,450.48)
50100000	Labor Expense	CF	9300002895	10/31/2012	166.79
50100000	Labor Expense	CF	9300002895	10/31/2012	(166.79)
50100000	Labor Expense	CF	9300002918	10/31/2012	488.80
50100000	Labor Expense	CF	9300002918	10/31/2012	(488.80)
50100000	Labor Expense	CF	9300002932	10/31/2012	2,825.28
50100000	Labor Expense	CF	9300002932	10/31/2012	(2,825.28)
50100000	Labor Expense	CF	9300002952	10/31/2012	7,341.63
50100000	Labor Expense	CF	9300002952	10/31/2012	(7,341.63)
50100000	Labor Expense	CF	9300002954	10/31/2012	477.92
50100000	Labor Expense	CF	9300002954	10/31/2012	(477.92)
50100000	Labor Expense	CF	9300002988	10/31/2012	(218.87)
50100000	Labor Expense	CF	9300002988	10/31/2012	218.87
50100000	Labor Expense	CF	9300002989	10/31/2012	(579.65)
50100000	Labor Expense	CF	9300002989	10/31/2012	579.65
50100000	Labor Expense	CF	9300003065	10/31/2012	(1,473.61)
50100000	Labor Expense	CF	9300003065	10/31/2012	1,473.61
50100000	Labor Expense	CF	9300003072	10/31/2012	(10,321.08)
50100000	Labor Expense	CF	9300003072	10/31/2012	10,321.08
50100000	Labor Expense	CF	9300003081	10/31/2012	(394.50)
50100000	Labor Expense	CF	9300003081	10/31/2012	394.50
50100000	Labor Expense	CF	9300003086	10/31/2012	(2,908.02)

Kentucky American Water Company  
Case No. 2012-00520  
Response to PSC DR1, Item 31

Account	Description	Doc Type	Document Number	Posting Date	Amount
50100000	Labor Expense	CF	9300003086	10/31/2012	2,908.02
50100000	Labor Expense	CF	9300003090	10/31/2012	(1,133.81)
50100000	Labor Expense	CF	9300003090	10/31/2012	1,133.81
50100000	Labor Expense	CF	9300003101	10/31/2012	(594.08)
50100000	Labor Expense	CF	9300003101	10/31/2012	594.08
50100000	Labor Expense	CF	9300003121	10/31/2012	(2,500.60)
50100000	Labor Expense	CF	9300003121	10/31/2012	2,500.60
50100000	Labor Expense	CF	9300003135	10/31/2012	(17,215.40)
50100000	Labor Expense	CF	9300003135	10/31/2012	17,215.40
50100000	Labor Expense	CF	9300003152	10/31/2012	(57,385.65)
50100000	Labor Expense	CF	9300003152	10/31/2012	57,385.65
50100000	Labor Expense	CF	9300003154	10/31/2012	(3,461.41)
50100000	Labor Expense	CF	9300003154	10/31/2012	3,461.41
50100000	Labor Expense	CF	9300003275	10/31/2012	(14.58)
50100000	Labor Expense	CF	9300003275	10/31/2012	14.58
50100000	Labor Expense	CF	9300003436	10/31/2012	(1,443.18)
50100000	Labor Expense	CF	9300003436	10/31/2012	1,443.18
50100000	Labor Expense	CS	9300002931	10/31/2012	(35,751.95)
50100000	Labor Expense	CS	9300003134	10/31/2012	(36,432.58)
50100000	Labor Expense	CS	9300002949	10/31/2012	(532.32)
50100000	Labor Expense	CS	9300003149	10/31/2012	(874.52)
50100000	Labor Expense	CS	9300002865	10/31/2012	(6,245.50)
50100000	Labor Expense	CS	9300003064	10/31/2012	(6,571.52)
50100000	Labor Expense	CS	9300002919	10/31/2012	(11,132.72)
50100000	Labor Expense	CS	9300003123	10/31/2012	(10,744.40)
50100000	Labor Expense	CS	9300002886	10/31/2012	(8,608.80)
50100000	Labor Expense	CS	9300003085	10/31/2012	(8,155.81)
50100000	Labor Expense	CS	9300002869	10/31/2012	(385.92)
50100000	Labor Expense	CS	9300003068	10/31/2012	(257.28)
50100000	Labor Expense	CS	9300003066	10/31/2012	(248.23)
50100000	Labor Expense	CS	9300002951	10/31/2012	(12,951.66)
50100000	Labor Expense	CS	9300003151	10/31/2012	(18,473.17)
50100000	Labor Expense	CS	9300002888	10/31/2012	(672.69)
50100000	Labor Expense	CS	9300003089	10/31/2012	(1,029.58)
50100000	Labor Expense	CS	9300002892	10/31/2012	(1,608.00)
50100000	Labor Expense	CS	9300003095	10/31/2012	(1,057.75)
50100000	Labor Expense	CS	9300002953	10/31/2012	(1,696.46)
50100000	Labor Expense	CS	9300003153	10/31/2012	(1,723.48)
50100000	Labor Expense	CS	9300002945	10/31/2012	(1,162.26)
50100000	Labor Expense	CS	9300003145	10/31/2012	(1,076.92)
50100000	Labor Expense	CS	9300002922	10/31/2012	(2,278.44)
50100000	Labor Expense	CS	9300003126	10/31/2012	(1,836.32)
50100000	Labor Expense	CS	9300002901	10/31/2012	(22,954.55)
50100000	Labor Expense	CS	9300003106	10/31/2012	(22,001.87)
50100000	Labor Expense	CS	9300002942	10/31/2012	(283.44)
50100000	Labor Expense	CS	9300003142	10/31/2012	(165.35)
50100000	Labor Expense	CS	9300002910	10/31/2012	(126.36)
50100000	Labor Expense	CS	9300003111	10/31/2012	(168.48)
50100000	Labor Expense	CS	9300002915	10/31/2012	(12,754.54)
50100000	Labor Expense	CS	9300003116	10/31/2012	(9,800.00)
50100000	Labor Expense	CS	9300002934	10/31/2012	(8,765.78)
50100000	Labor Expense	CS	9300003136	10/31/2012	(7,997.60)
50100000	Labor Expense	CS	9300002873	10/31/2012	(13,971.30)
50100000	Labor Expense	CS	9300003071	10/31/2012	(11,603.37)
50100000	Labor Expense	CS	9300002917	10/31/2012	(3,800.80)
50100000	Labor Expense	CS	9300003120	10/31/2012	(3,257.20)
50100000	Labor Expense	CS	9300002881	10/31/2012	(6,390.82)
50100000	Labor Expense	CS	9300003080	10/31/2012	(6,142.58)
50100000	Labor Expense	CS	9300002947	10/31/2012	(1,096.30)
50100000	Labor Expense	CS	9300003147	10/31/2012	(1,557.90)
50100000	Labor Expense	CS	9300002879	10/31/2012	(2,628.80)
50100000	Labor Expense	CS	9300003078	10/31/2012	(2,426.60)
50100000	Labor Expense	CS	9300002896	10/31/2012	(6,952.80)
50100000	Labor Expense	CS	9300003102	10/31/2012	(7,865.94)
50100000	Labor Expense	CS	9300002890	10/31/2012	(96.00)
50100000	Labor Expense	CS	9300002936	10/31/2012	(1,951.92)
50100000	Labor Expense	CS	9300003138	10/31/2012	(933.66)
50100000	Labor Expense	CS	9300002955	10/31/2012	(612.31)
50100000	Labor Expense	CS	9300003157	10/31/2012	(1,894.14)
50100000	Labor Expense	CS	9300002906	10/31/2012	(57.68)
50100000	Labor Expense	CS	9300002924	10/31/2012	(2,453.93)
50100000	Labor Expense	CS	9300003128	10/31/2012	(1,856.63)
50100000	Labor Expense	CS	9300002908	10/31/2012	(2,071.28)
50100000	Labor Expense	CS	9300003109	10/31/2012	(1,298.32)
50100000	Labor Expense	CS	9300002926	10/31/2012	(8,260.58)
50100000	Labor Expense	CS	9300003130	10/31/2012	(9,027.89)
50100000	Labor Expense	CS	9300002940	10/31/2012	(1,411.84)

Kentucky American Water Company  
Case No. 2012-00520  
Response to PSC DR1, Item 31

Account	Description	Doc Type	Document Number	Posting Date	Amount
50100000	Labor Expense	CS	9300003140	10/31/2012	(1,402.12)
50100000	Labor Expense	CS	9300003097	10/31/2012	(1,965.60)
50100000	Labor Expense	CS	9300002957	10/31/2012	(7,797.56)
50100000	Labor Expense	CS	9300003159	10/31/2012	(5,890.25)
50100001	Labor ExpenseAccrual	CS	9300002931	10/31/2012	47,727.93
50100001	Labor ExpenseAccrual	CS	9300003134	10/31/2012	(70,454.09)
50100001	Labor ExpenseAccrual	CS	9300002949	10/31/2012	532.32
50100001	Labor ExpenseAccrual	CS	9300003149	10/31/2012	(1,136.87)
50100001	Labor ExpenseAccrual	CS	9300002865	10/31/2012	8,427.77
50100001	Labor ExpenseAccrual	CS	9300003064	10/31/2012	(9,929.64)
50100001	Labor ExpenseAccrual	CS	9300002919	10/31/2012	8,475.97
50100001	Labor ExpenseAccrual	CS	9300003123	10/31/2012	(14,900.75)
50100001	Labor ExpenseAccrual	CS	9300002886	10/31/2012	8,627.48
50100001	Labor ExpenseAccrual	CS	9300003085	10/31/2012	(11,101.13)
50100001	Labor ExpenseAccrual	CS	9300003068	10/31/2012	(962.41)
50100001	Labor ExpenseAccrual	CS	9300002867	10/31/2012	64.98
50100001	Labor ExpenseAccrual	CS	9300003066	10/31/2012	(322.70)
50100001	Labor ExpenseAccrual	CS	9300002951	10/31/2012	13,552.41
50100001	Labor ExpenseAccrual	CS	9300003151	10/31/2012	(25,434.08)
50100001	Labor ExpenseAccrual	CS	9300002888	10/31/2012	1,014.37
50100001	Labor ExpenseAccrual	CS	9300003089	10/31/2012	(1,338.46)
50100001	Labor ExpenseAccrual	CS	9300002892	10/31/2012	1,286.40
50100001	Labor ExpenseAccrual	CS	9300003095	10/31/2012	(1,375.08)
50100001	Labor ExpenseAccrual	CS	9300002953	10/31/2012	2,323.17
50100001	Labor ExpenseAccrual	CS	9300003153	10/31/2012	(2,366.78)
50100001	Labor ExpenseAccrual	CS	9300002945	10/31/2012	558.98
50100001	Labor ExpenseAccrual	CS	9300003145	10/31/2012	(1,400.01)
50100001	Labor ExpenseAccrual	CS	9300002922	10/31/2012	1,319.36
50100001	Labor ExpenseAccrual	CS	9300003126	10/31/2012	(2,547.31)
50100001	Labor ExpenseAccrual	CS	9300002901	10/31/2012	19,795.66
50100001	Labor ExpenseAccrual	CS	9300003106	10/31/2012	(31,952.33)
50100001	Labor ExpenseAccrual	CS	9300002942	10/31/2012	229.91
50100001	Labor ExpenseAccrual	CS	9300003142	10/31/2012	(214.96)
50100001	Labor ExpenseAccrual	CS	9300002910	10/31/2012	492.72
50100001	Labor ExpenseAccrual	CS	9300003111	10/31/2012	(219.02)
50100001	Labor ExpenseAccrual	CS	9300002915	10/31/2012	11,316.80
50100001	Labor ExpenseAccrual	CS	9300003116	10/31/2012	(13,513.50)
50100001	Labor ExpenseAccrual	CS	9300002934	10/31/2012	7,433.43
50100001	Labor ExpenseAccrual	CS	9300003136	10/31/2012	(10,577.82)
50100001	Labor ExpenseAccrual	CS	9300002873	10/31/2012	11,120.85
50100001	Labor ExpenseAccrual	CS	9300003071	10/31/2012	(15,084.51)
50100001	Labor ExpenseAccrual	CS	9300002917	10/31/2012	3,420.72
50100001	Labor ExpenseAccrual	CS	9300003120	10/31/2012	(4,234.40)
50100001	Labor ExpenseAccrual	CS	9300002881	10/31/2012	5,661.32
50100001	Labor ExpenseAccrual	CS	9300003080	10/31/2012	(7,985.35)
50100001	Labor ExpenseAccrual	CS	9300002947	10/31/2012	1,038.60
50100001	Labor ExpenseAccrual	CS	9300003147	10/31/2012	(2,025.27)
50100001	Labor ExpenseAccrual	CS	9300002879	10/31/2012	1,996.90
50100001	Labor ExpenseAccrual	CS	9300003078	10/31/2012	(3,256.19)
50100001	Labor ExpenseAccrual	CS	9300002896	10/31/2012	6,880.52
50100001	Labor ExpenseAccrual	CS	9300003102	10/31/2012	(12,277.44)
50100001	Labor ExpenseAccrual	CS	9300002936	10/31/2012	2,403.15
50100001	Labor ExpenseAccrual	CS	9300003138	10/31/2012	(1,213.77)
50100001	Labor ExpenseAccrual	CS	9300002955	10/31/2012	1,610.46
50100001	Labor ExpenseAccrual	CS	9300003157	10/31/2012	(2,726.44)
50100001	Labor ExpenseAccrual	CS	9300002904	10/31/2012	23.07
50100001	Labor ExpenseAccrual	CS	9300002938	10/31/2012	138.42
50100001	Labor ExpenseAccrual	CS	9300002884	10/31/2012	276.88
50100001	Labor ExpenseAccrual	CS	9300002924	10/31/2012	4,781.14
50100001	Labor ExpenseAccrual	CS	9300003128	10/31/2012	(3,374.38)
50100001	Labor ExpenseAccrual	CS	9300002908	10/31/2012	2,897.66
50100001	Labor ExpenseAccrual	CS	9300003109	10/31/2012	(2,406.34)
50100001	Labor ExpenseAccrual	CS	9300002926	10/31/2012	10,258.09
50100001	Labor ExpenseAccrual	CS	9300003130	10/31/2012	(14,112.07)
50100001	Labor ExpenseAccrual	CS	9300002940	10/31/2012	1,219.91
50100001	Labor ExpenseAccrual	CS	9300003140	10/31/2012	(1,978.74)
50100001	Labor ExpenseAccrual	CS	9300003097	10/31/2012	(2,603.22)
50100001	Labor ExpenseAccrual	CS	9300002957	10/31/2012	5,580.24
50100001	Labor ExpenseAccrual	CS	9300003159	10/31/2012	(10,352.01)
50101300	Labor Oper WT	CS	9300002931	10/31/2012	35,751.95
50101300	Labor Oper WT	CS	9300002931	10/31/2012	(47,727.93)
50101300	Labor Oper WT	CS	9300003134	10/31/2012	36,432.58
50101300	Labor Oper WT	CS	9300003134	10/31/2012	70,454.09
50101300	Labor Oper WT	CS	9300002949	10/31/2012	532.32
50101300	Labor Oper WT	CS	9300002949	10/31/2012	(532.32)
50101300	Labor Oper WT	CS	9300003149	10/31/2012	874.52
50101300	Labor Oper WT	CS	9300003149	10/31/2012	1,136.87

Kentucky American Water Company  
Case No. 2012-00520  
Response to PSC DR1, Item 31

Account	Description	Doc Type	Document Number	Posting Date	Amount
50101300	Labor Oper WT	CS	9300002865	10/31/2012	6,245.50
50101300	Labor Oper WT	CS	9300002865	10/31/2012	(8,427.77)
50101300	Labor Oper WT	CS	9300003064	10/31/2012	6,571.52
50101300	Labor Oper WT	CS	9300003064	10/31/2012	9,929.64
50101305	Labor Oper WT SupEng	CS	9300002919	10/31/2012	11,132.72
50101305	Labor Oper WT SupEng	CS	9300002919	10/31/2012	(8,475.97)
50101305	Labor Oper WT SupEng	CS	9300003123	10/31/2012	10,744.40
50101305	Labor Oper WT SupEng	CS	9300003123	10/31/2012	14,900.75
50101305	Labor Oper WT SupEng	CS	9300002886	10/31/2012	8,608.80
50101305	Labor Oper WT SupEng	CS	9300002886	10/31/2012	(8,627.48)
50101305	Labor Oper WT SupEng	CS	9300003085	10/31/2012	8,155.81
50101305	Labor Oper WT SupEng	CS	9300003085	10/31/2012	11,101.13
50101305	Labor Oper WT SupEng	CS	9300002869	10/31/2012	385.92
50101305	Labor Oper WT SupEng	CS	9300003068	10/31/2012	257.28
50101305	Labor Oper WT SupEng	CS	9300003068	10/31/2012	962.41
50101305	Labor Oper WT SupEng	CS	9300002867	10/31/2012	(64.98)
50101305	Labor Oper WT SupEng	CS	9300003066	10/31/2012	322.70
50101305	Labor Oper WT SupEng	CS	9300003066	10/31/2012	248.23
50101400	Labor Oper TD	CS	9300002951	10/31/2012	12,951.66
50101400	Labor Oper TD	CS	9300002951	10/31/2012	(13,552.41)
50101400	Labor Oper TD	CS	9300003151	10/31/2012	18,473.17
50101400	Labor Oper TD	CS	9300003151	10/31/2012	25,434.08
50101400	Labor Oper TD	CS	9300002888	10/31/2012	672.69
50101400	Labor Oper TD	CS	9300002888	10/31/2012	(1,014.37)
50101400	Labor Oper TD	CS	9300003089	10/31/2012	1,029.58
50101400	Labor Oper TD	CS	9300003089	10/31/2012	1,338.46
50101405	Labor Oper TD SupEng	CS	9300002892	10/31/2012	1,608.00
50101405	Labor Oper TD SupEng	CS	9300002892	10/31/2012	(1,286.40)
50101405	Labor Oper TD SupEng	CS	9300003095	10/31/2012	1,057.75
50101405	Labor Oper TD SupEng	CS	9300003095	10/31/2012	1,375.08
50101405	Labor Oper TD SupEng	CS	9300002953	10/31/2012	1,696.46
50101405	Labor Oper TD SupEng	CS	9300002953	10/31/2012	(2,323.17)
50101405	Labor Oper TD SupEng	CS	9300003153	10/31/2012	1,723.48
50101405	Labor Oper TD SupEng	CS	9300003153	10/31/2012	2,366.78
50101405	Labor Oper TD SupEng	CS	9300002945	10/31/2012	1,162.26
50101405	Labor Oper TD SupEng	CS	9300002945	10/31/2012	(558.98)
50101405	Labor Oper TD SupEng	CS	9300003145	10/31/2012	1,076.92
50101405	Labor Oper TD SupEng	CS	9300003145	10/31/2012	1,400.01
50101415	Labor Oper TD Lines	CS	9300002922	10/31/2012	2,278.44
50101415	Labor Oper TD Lines	CS	9300002922	10/31/2012	(1,319.36)
50101415	Labor Oper TD Lines	CS	9300003126	10/31/2012	1,836.32
50101415	Labor Oper TD Lines	CS	9300003126	10/31/2012	2,547.31
50101420	Labor Oper TD Meter	CS	9300002901	10/31/2012	22,954.55
50101420	Labor Oper TD Meter	CS	9300002901	10/31/2012	(19,795.66)
50101420	Labor Oper TD Meter	CS	9300003106	10/31/2012	22,001.87
50101420	Labor Oper TD Meter	CS	9300003106	10/31/2012	31,952.33
50101500	Labor Oper CA	CS	9300002942	10/31/2012	283.44
50101500	Labor Oper CA	CS	9300002942	10/31/2012	(229.91)
50101500	Labor Oper CA	CS	9300003142	10/31/2012	165.35
50101500	Labor Oper CA	CS	9300003142	10/31/2012	214.96
50101500	Labor Oper CA	CS	9300002910	10/31/2012	126.36
50101500	Labor Oper CA	CS	9300002910	10/31/2012	(492.72)
50101500	Labor Oper CA	CS	9300003111	10/31/2012	168.48
50101500	Labor Oper CA	CS	9300003111	10/31/2012	219.02
50101510	Labor Oper CA MtrRd	CS	9300002915	10/31/2012	12,754.54
50101510	Labor Oper CA MtrRd	CS	9300002915	10/31/2012	(11,316.80)
50101510	Labor Oper CA MtrRd	CS	9300003116	10/31/2012	9,800.00
50101510	Labor Oper CA MtrRd	CS	9300003116	10/31/2012	13,513.50
50101520	Labor Oper CA CstSrv	CS	9300002934	10/31/2012	8,765.78
50101520	Labor Oper CA CstSrv	CS	9300002934	10/31/2012	(7,433.43)
50101520	Labor Oper CA CstSrv	CS	9300003136	10/31/2012	7,997.60
50101520	Labor Oper CA CstSrv	CS	9300003136	10/31/2012	10,577.82
50101600	Labor Oper AG	CS	9300002873	10/31/2012	13,971.30
50101600	Labor Oper AG	CS	9300002873	10/31/2012	(11,120.85)
50101600	Labor Oper AG	CS	9300003071	10/31/2012	11,603.37
50101600	Labor Oper AG	CS	9300003071	10/31/2012	15,084.51
50101600	Labor Oper AG	CS	9300002917	10/31/2012	3,800.80
50101600	Labor Oper AG	CS	9300002917	10/31/2012	(3,420.72)
50101600	Labor Oper AG	CS	9300003120	10/31/2012	3,257.20
50101600	Labor Oper AG	CS	9300003120	10/31/2012	4,234.40
50101600	Labor Oper AG	CS	9300002881	10/31/2012	6,390.82
50101600	Labor Oper AG	CS	9300002881	10/31/2012	(5,661.32)
50101600	Labor Oper AG	CS	9300003080	10/31/2012	6,142.58
50101600	Labor Oper AG	CS	9300003080	10/31/2012	7,985.35
50101600	Labor Oper AG	CS	9300002947	10/31/2012	1,096.30
50101600	Labor Oper AG	CS	9300002947	10/31/2012	(1,038.60)
50101600	Labor Oper AG	CS	9300003147	10/31/2012	1,557.90

Kentucky American Water Company  
Case No. 2012-00520  
Response to PSC DR1, Item 31

Account	Description	Doc Type	Document Number	Posting Date	Amount
50101600	Labor Oper AG	CS	9300003147	10/31/2012	2,025.27
50101600	Labor Oper AG	CS	9300002879	10/31/2012	2,628.80
50101600	Labor Oper AG	CS	9300002879	10/31/2012	(1,996.90)
50101600	Labor Oper AG	CS	9300003078	10/31/2012	2,426.60
50101600	Labor Oper AG	CS	9300003078	10/31/2012	3,256.19
50102300	Labor Maint WT	CS	9300002896	10/31/2012	6,952.80
50102300	Labor Maint WT	CS	9300002896	10/31/2012	(6,880.52)
50102300	Labor Maint WT	CS	9300003102	10/31/2012	7,865.94
50102300	Labor Maint WT	CS	9300003102	10/31/2012	12,277.44
50102305	Labor Mnt WT Sup&Eng	CS	9300002890	10/31/2012	96.00
50102400	Labor Maint TD	CS	9300002936	10/31/2012	1,951.92
50102400	Labor Maint TD	CS	9300002936	10/31/2012	(2,403.15)
50102400	Labor Maint TD	CS	9300003138	10/31/2012	933.66
50102400	Labor Maint TD	CS	9300003138	10/31/2012	1,213.77
50102400	Labor Maint TD	CS	9300002955	10/31/2012	612.31
50102400	Labor Maint TD	CS	9300002955	10/31/2012	(1,610.46)
50102400	Labor Maint TD	CS	9300003157	10/31/2012	1,894.14
50102400	Labor Maint TD	CS	9300003157	10/31/2012	2,726.44
50102410	Labor Mnt TD Str&Imp	CS	9300002904	10/31/2012	(23.07)
50102410	Labor Mnt TD Str&Imp	CS	9300002938	10/31/2012	(138.42)
50102415	Labor Mnt TD DistRes	CS	9300002906	10/31/2012	57.68
50102420	Labor Mnt TD Mains	CS	9300002884	10/31/2012	(276.88)
50102420	Labor Mnt TD Mains	CS	9300002924	10/31/2012	2,453.93
50102420	Labor Mnt TD Mains	CS	9300002924	10/31/2012	(4,781.14)
50102420	Labor Mnt TD Mains	CS	9300003128	10/31/2012	1,856.63
50102420	Labor Mnt TD Mains	CS	9300003128	10/31/2012	3,374.38
50102420	Labor Mnt TD Mains	CS	9300002908	10/31/2012	2,071.28
50102420	Labor Mnt TD Mains	CS	9300002908	10/31/2012	(2,897.66)
50102420	Labor Mnt TD Mains	CS	9300003109	10/31/2012	1,298.32
50102420	Labor Mnt TD Mains	CS	9300003109	10/31/2012	2,406.34
50102430	Labor Mnt TD Service	CS	9300002926	10/31/2012	8,260.58
50102430	Labor Mnt TD Service	CS	9300002926	10/31/2012	(10,258.09)
50102430	Labor Mnt TD Service	CS	9300003130	10/31/2012	9,027.89
50102430	Labor Mnt TD Service	CS	9300003130	10/31/2012	14,112.07
50102430	Labor Mnt TD Service	CS	9300002940	10/31/2012	1,411.84
50102430	Labor Mnt TD Service	CS	9300002940	10/31/2012	(1,219.91)
50102430	Labor Mnt TD Service	CS	9300003140	10/31/2012	1,402.12
50102430	Labor Mnt TD Service	CS	9300003140	10/31/2012	1,978.74
50102435	Labor Mnt TD Meter	CS	9300003097	10/31/2012	1,965.60
50102435	Labor Mnt TD Meter	CS	9300003097	10/31/2012	2,603.22
50102440	Labor Mnt TD Hydrant	CS	9300002957	10/31/2012	7,797.56
50102440	Labor Mnt TD Hydrant	CS	9300002957	10/31/2012	(5,580.24)
50102440	Labor Mnt TD Hydrant	CS	9300003159	10/31/2012	5,890.25
50102440	Labor Mnt TD Hydrant	CS	9300003159	10/31/2012	10,352.01
50109900	Labor Cap Credits	UT	9300002864	10/31/2012	541.70
50109900	Labor Cap Credits	UT	9300003063	10/31/2012	(26,342.33)
50109900	Labor Cap Credits	UT	9300003370	10/31/2012	(14.58)
50109900	Labor Cap Credits	UT	9300002863	10/31/2012	(98.10)
50109900	Labor Cap Credits	UT	9300003062	10/31/2012	(451.26)
50110000	Labor NS OT -Natural	CS	9300002931	10/31/2012	(8,304.36)
50110000	Labor NS OT -Natural	CS	9300003134	10/31/2012	(17,758.40)
50110000	Labor NS OT -Natural	CS	9300002865	10/31/2012	(426.18)
50110000	Labor NS OT -Natural	CS	9300003064	10/31/2012	(1,066.68)
50110000	Labor NS OT -Natural	CS	9300002919	10/31/2012	(306.73)
50110000	Labor NS OT -Natural	CS	9300003123	10/31/2012	(717.71)
50110000	Labor NS OT -Natural	CS	9300002886	10/31/2012	(302.78)
50110000	Labor NS OT -Natural	CS	9300003085	10/31/2012	(383.52)
50110000	Labor NS OT -Natural	CS	9300003068	10/31/2012	(483.04)
50110000	Labor NS OT -Natural	CS	9300002951	10/31/2012	(583.58)
50110000	Labor NS OT -Natural	CS	9300003151	10/31/2012	(1,091.56)
50110000	Labor NS OT -Natural	CS	9300003153	10/31/2012	(97.11)
50110000	Labor NS OT -Natural	CS	9300002945	10/31/2012	(129.48)
50110000	Labor NS OT -Natural	CS	9300002922	10/31/2012	(159.63)
50110000	Labor NS OT -Natural	CS	9300003126	10/31/2012	(123.18)
50110000	Labor NS OT -Natural	CS	9300002901	10/31/2012	(3,987.66)
50110000	Labor NS OT -Natural	CS	9300003106	10/31/2012	(2,576.64)
50110000	Labor NS OT -Natural	CS	9300002942	10/31/2012	(70.87)
50110000	Labor NS OT -Natural	CS	9300002915	10/31/2012	(2,555.48)
50110000	Labor NS OT -Natural	CS	9300003116	10/31/2012	(595.07)
50110000	Labor NS OT -Natural	CS	9300002934	10/31/2012	(121.02)
50110000	Labor NS OT -Natural	CS	9300003136	10/31/2012	(139.22)
50110000	Labor NS OT -Natural	CS	9300003078	10/31/2012	(78.18)
50110000	Labor NS OT -Natural	CS	9300002896	10/31/2012	(804.26)
50110000	Labor NS OT -Natural	CS	9300003102	10/31/2012	(1,578.25)
50110000	Labor NS OT -Natural	CS	9300002890	10/31/2012	(18.00)
50110000	Labor NS OT -Natural	CS	9300002936	10/31/2012	(540.58)
50110000	Labor NS OT -Natural	CS	9300002955	10/31/2012	(16.41)

Kentucky American Water Company  
Case No. 2012-00520  
Response to PSC DR1, Item 31

Account	Description	Doc Type	Document Number	Posting Date	Amount
50110000	Labor NS OT -Natural	CS	9300003157	10/31/2012	(203.12)
50110000	Labor NS OT -Natural	CS	9300002924	10/31/2012	(1,091.37)
50110000	Labor NS OT -Natural	CS	9300003128	10/31/2012	(739.02)
50110000	Labor NS OT -Natural	CS	9300002908	10/31/2012	(369.72)
50110000	Labor NS OT -Natural	CS	9300003109	10/31/2012	(552.72)
50110000	Labor NS OT -Natural	CS	9300002926	10/31/2012	(2,260.54)
50110000	Labor NS OT -Natural	CS	9300003130	10/31/2012	(1,827.50)
50110000	Labor NS OT -Natural	CS	9300002940	10/31/2012	(416.69)
50110000	Labor NS OT -Natural	CS	9300003140	10/31/2012	(120.00)
50110000	Labor NS OT -Natural	CS	9300003097	10/31/2012	(36.86)
50110000	Labor NS OT -Natural	CS	9300002957	10/31/2012	(2,040.60)
50110000	Labor NS OT -Natural	CS	9300003159	10/31/2012	(2,072.75)
50111300	LaborOper NS OT WT	CS	9300002931	10/31/2012	8,304.36
50111300	LaborOper NS OT WT	CS	9300003134	10/31/2012	17,758.40
50111300	LaborOper NS OT WT	CS	9300002865	10/31/2012	426.18
50111300	LaborOper NS OT WT	CS	9300003064	10/31/2012	1,066.68
50111305	LaborOperNS OT WT SE	CS	9300002919	10/31/2012	306.73
50111305	LaborOperNS OT WT SE	CS	9300003123	10/31/2012	717.71
50111305	LaborOperNS OT WT SE	CS	9300002886	10/31/2012	302.78
50111305	LaborOperNS OT WT SE	CS	9300003085	10/31/2012	383.52
50111305	LaborOperNS OT WT SE	CS	9300003068	10/31/2012	483.04
50111400	LaborOper NS OT TD	CS	9300002951	10/31/2012	583.58
50111400	LaborOper NS OT TD	CS	9300003151	10/31/2012	1,091.56
50111405	LaborOperNS OT TD SE	CS	9300003153	10/31/2012	97.11
50111405	LaborOperNS OT TD SE	CS	9300002945	10/31/2012	129.48
50111415	LaborOperNS OT TD Ln	CS	9300002922	10/31/2012	159.63
50111415	LaborOperNS OT TD Ln	CS	9300003126	10/31/2012	123.18
50111420	LaborOperNS OT TD Mt	CS	9300002901	10/31/2012	3,987.66
50111420	LaborOperNS OT TD Mt	CS	9300003106	10/31/2012	2,576.64
50111500	LaborOper NS OT CA	CS	9300002942	10/31/2012	70.87
50111510	LaborOperNS OT CA MR	CS	9300002915	10/31/2012	2,555.48
50111510	LaborOperNS OT CA MR	CS	9300003116	10/31/2012	595.07
50111520	LaborOperNS OT CA CS	CS	9300002934	10/31/2012	121.02
50111520	LaborOperNS OT CA CS	CS	9300003136	10/31/2012	139.22
50111600	LaborOper NS OT AG	CS	9300003078	10/31/2012	78.18
50112300	LaborMaint NS OT WT	CS	9300002896	10/31/2012	804.26
50112300	LaborMaint NS OT WT	CS	9300003102	10/31/2012	1,578.25
50112305	LaborMaintNSOT WT SE	CS	9300002890	10/31/2012	18.00
50112400	LaborMaint NS OT TD	CS	9300002936	10/31/2012	540.58
50112400	LaborMaint NS OT TD	CS	9300002955	10/31/2012	16.41
50112400	LaborMaint NS OT TD	CS	9300003157	10/31/2012	203.12
50112420	LaborMaintNSOT TD Mn	CS	9300002924	10/31/2012	1,091.37
50112420	LaborMaintNSOT TD Mn	CS	9300003128	10/31/2012	739.02
50112420	LaborMaintNSOT TD Mn	CS	9300002908	10/31/2012	369.72
50112420	LaborMaintNSOT TD Mn	CS	9300003109	10/31/2012	552.72
50112430	LaborMaintNSOT TD Sv	CS	9300002926	10/31/2012	2,260.54
50112430	LaborMaintNSOT TD Sv	CS	9300003130	10/31/2012	1,827.50
50112430	LaborMaintNSOT TD Sv	CS	9300002940	10/31/2012	416.69
50112430	LaborMaintNSOT TD Sv	CS	9300003140	10/31/2012	120.00
50112435	LaborMaintNSOT TD Mt	CS	9300003097	10/31/2012	36.86
50112440	LaborMaintNSOT TD Hy	CS	9300002957	10/31/2012	2,040.60
50112440	LaborMaintNSOT TD Hy	CS	9300003159	10/31/2012	2,072.75
50119900	LaborNSOT CapCredits	UT	9300002864	10/31/2012	(164.72)
50119900	LaborNSOT CapCredits	UT	9300003063	10/31/2012	(233.98)
50120000	Labor OT - Natural	CS	9300002931	10/31/2012	(4.48)
50120000	Labor OT - Natural	CS	9300003134	10/31/2012	(4.48)
50121300	LaborOper OT WT	CS	9300002931	10/31/2012	4.48
50121300	LaborOper OT WT	CS	9300003134	10/31/2012	4.48
50171000	Annual Incent Plan	CF	9300002784	10/31/2012	(117.62)
50171000	Annual Incent Plan	CF	9300002784	10/31/2012	117.62
50171000	Annual Incent Plan	CF	9300002785	10/31/2012	(720.82)
50171000	Annual Incent Plan	CF	9300002785	10/31/2012	720.82
50171000	Annual Incent Plan	CF	9300002786	10/31/2012	(3.16)
50171000	Annual Incent Plan	CF	9300002786	10/31/2012	3.16
50171000	Annual Incent Plan	CF	9300002787	10/31/2012	18.79
50171000	Annual Incent Plan	CF	9300002787	10/31/2012	(18.79)
50171000	Annual Incent Plan	CF	9300002788	10/31/2012	(10.12)
50171000	Annual Incent Plan	CF	9300002788	10/31/2012	10.12
50171000	Annual Incent Plan	CF	9300002789	10/31/2012	129.38
50171000	Annual Incent Plan	CF	9300002789	10/31/2012	(129.38)
50171000	Annual Incent Plan	CF	9300002790	10/31/2012	(87.28)
50171000	Annual Incent Plan	CF	9300002790	10/31/2012	87.28
50171000	Annual Incent Plan	CF	9300002791	10/31/2012	(386.79)
50171000	Annual Incent Plan	CF	9300002791	10/31/2012	386.79
50171000	Annual Incent Plan	CF	9300002792	10/31/2012	29.38
50171000	Annual Incent Plan	CF	9300002792	10/31/2012	(29.38)
50171000	Annual Incent Plan	CF	9300002793	10/31/2012	(53.80)

Kentucky American Water Company  
Case No. 2012-00520  
Response to PSC DR1, Item 31

Account	Description	Doc Type	Document Number	Posting Date	Amount
50171000	Annual Incent Plan	CF	9300002793	10/31/2012	53.80
50171000	Annual Incent Plan	CF	9300002794	10/31/2012	15.66
50171000	Annual Incent Plan	CF	9300002794	10/31/2012	(15.66)
50171000	Annual Incent Plan	CF	9300002795	10/31/2012	46.71
50171000	Annual Incent Plan	CF	9300002795	10/31/2012	(46.71)
50171000	Annual Incent Plan	CF	9300002796	10/31/2012	153.84
50171000	Annual Incent Plan	CF	9300002796	10/31/2012	(153.84)
50171000	Annual Incent Plan	CF	9300002797	10/31/2012	(17.84)
50171000	Annual Incent Plan	CF	9300002797	10/31/2012	17.84
50171000	Annual Incent Plan	CF	9300002798	10/31/2012	2.61
50171000	Annual Incent Plan	CF	9300002798	10/31/2012	(2.61)
50171000	Annual Incent Plan	CF	9300002799	10/31/2012	70.02
50171000	Annual Incent Plan	CF	9300002799	10/31/2012	(70.02)
50171000	Annual Incent Plan	CF	9300002800	10/31/2012	64.89
50171000	Annual Incent Plan	CF	9300002800	10/31/2012	(64.89)
50171000	Annual Incent Plan	CF	9300002801	10/31/2012	(33.88)
50171000	Annual Incent Plan	CF	9300002801	10/31/2012	33.88
50171000	Annual Incent Plan	CF	9300002802	10/31/2012	2.81
50171000	Annual Incent Plan	CF	9300002802	10/31/2012	(2.81)
50171000	Annual Incent Plan	CF	9300002803	10/31/2012	(2.81)
50171000	Annual Incent Plan	CF	9300002803	10/31/2012	2.81
50171000	Annual Incent Plan	CF	9300002804	10/31/2012	(5.29)
50171000	Annual Incent Plan	CF	9300002804	10/31/2012	5.29
50171000	Annual Incent Plan	CF	9300002805	10/31/2012	(8.12)
50171000	Annual Incent Plan	CF	9300002805	10/31/2012	8.12
50171000	Annual Incent Plan	CF	9300002806	10/31/2012	26.96
50171000	Annual Incent Plan	CF	9300002806	10/31/2012	(26.96)
50171000	Annual Incent Plan	CF	9300002807	10/31/2012	3.52
50171000	Annual Incent Plan	CF	9300002807	10/31/2012	(3.52)
50171000	Annual Incent Plan	CF	9300002808	10/31/2012	4.68
50171000	Annual Incent Plan	CF	9300002808	10/31/2012	(4.68)
50171000	Annual Incent Plan	CF	9300002809	10/31/2012	(48.61)
50171000	Annual Incent Plan	CF	9300002809	10/31/2012	48.61
50171000	Annual Incent Plan	CF	9300002810	10/31/2012	(21.97)
50171000	Annual Incent Plan	CF	9300002810	10/31/2012	21.97
50171000	Annual Incent Plan	CF	9300002811	10/31/2012	(6.74)
50171000	Annual Incent Plan	CF	9300002811	10/31/2012	6.74
50171000	Annual Incent Plan	CF	9300002812	10/31/2012	(1.12)
50171000	Annual Incent Plan	CF	9300002812	10/31/2012	1.12
50171000	Annual Incent Plan	CF	9300002813	10/31/2012	2.81
50171000	Annual Incent Plan	CF	9300002813	10/31/2012	(2.81)
50171000	Annual Incent Plan	CF	9300002814	10/31/2012	(40.24)
50171000	Annual Incent Plan	CF	9300002814	10/31/2012	40.24
50171000	Annual Incent Plan	CF	9300002815	10/31/2012	(113.34)
50171000	Annual Incent Plan	CF	9300002815	10/31/2012	113.34
50171000	Annual Incent Plan	CF	9300002816	10/31/2012	(13.48)
50171000	Annual Incent Plan	CF	9300002816	10/31/2012	13.48
50171000	Annual Incent Plan	CF	9300002817	10/31/2012	9.35
50171000	Annual Incent Plan	CF	9300002817	10/31/2012	(9.35)
50171000	Annual Incent Plan	CF	9300002818	10/31/2012	97.28
50171000	Annual Incent Plan	CF	9300002818	10/31/2012	(97.28)
50171000	Annual Incent Plan	CF	9300002819	10/31/2012	107.98
50171000	Annual Incent Plan	CF	9300002819	10/31/2012	(107.98)
50171000	Annual Incent Plan	CF	9300002866	10/31/2012	117.62
50171000	Annual Incent Plan	CF	9300002866	10/31/2012	(117.62)
50171000	Annual Incent Plan	CF	9300002868	10/31/2012	3.16
50171000	Annual Incent Plan	CF	9300002868	10/31/2012	(3.16)
50171000	Annual Incent Plan	CF	9300002870	10/31/2012	(18.79)
50171000	Annual Incent Plan	CF	9300002870	10/31/2012	18.79
50171000	Annual Incent Plan	CF	9300002874	10/31/2012	(26.96)
50171000	Annual Incent Plan	CF	9300002874	10/31/2012	26.96
50171000	Annual Incent Plan	CF	9300002880	10/31/2012	33.88
50171000	Annual Incent Plan	CF	9300002880	10/31/2012	(33.88)
50171000	Annual Incent Plan	CF	9300002882	10/31/2012	2.81
50171000	Annual Incent Plan	CF	9300002882	10/31/2012	(2.81)
50171000	Annual Incent Plan	CF	9300002885	10/31/2012	13.48
50171000	Annual Incent Plan	CF	9300002885	10/31/2012	(13.48)
50171000	Annual Incent Plan	CF	9300002887	10/31/2012	10.12
50171000	Annual Incent Plan	CF	9300002887	10/31/2012	(10.12)
50171000	Annual Incent Plan	CF	9300002889	10/31/2012	87.28
50171000	Annual Incent Plan	CF	9300002889	10/31/2012	(87.28)
50171000	Annual Incent Plan	CF	9300002891	10/31/2012	(4.68)
50171000	Annual Incent Plan	CF	9300002891	10/31/2012	4.68
50171000	Annual Incent Plan	CF	9300002893	10/31/2012	(15.66)
50171000	Annual Incent Plan	CF	9300002893	10/31/2012	15.66
50171000	Annual Incent Plan	CF	9300002895	10/31/2012	8.12
50171000	Annual Incent Plan	CF	9300002895	10/31/2012	(8.12)



Kentucky American Water Company  
Case No. 2012-00520  
Response to PSC DR1, Item 31

Account	Description	Doc Type	Document Number	Posting Date	Amount
50171000	Annual Incent Plan	CF	9300002897	10/31/2012	(3.52)
50171000	Annual Incent Plan	CF	9300002897	10/31/2012	3.52
50171000	Annual Incent Plan	CF	9300002902	10/31/2012	(153.84)
50171000	Annual Incent Plan	CF	9300002902	10/31/2012	153.84
50171000	Annual Incent Plan	CF	9300002905	10/31/2012	1.12
50171000	Annual Incent Plan	CF	9300002905	10/31/2012	(1.12)
50171000	Annual Incent Plan	CF	9300002907	10/31/2012	(2.81)
50171000	Annual Incent Plan	CF	9300002907	10/31/2012	2.81
50171000	Annual Incent Plan	CF	9300002909	10/31/2012	40.24
50171000	Annual Incent Plan	CF	9300002909	10/31/2012	(40.24)
50171000	Annual Incent Plan	CF	9300002911	10/31/2012	17.84
50171000	Annual Incent Plan	CF	9300002911	10/31/2012	(17.84)
50171000	Annual Incent Plan	CF	9300002916	10/31/2012	(70.02)
50171000	Annual Incent Plan	CF	9300002916	10/31/2012	70.02
50171000	Annual Incent Plan	CF	9300002918	10/31/2012	5.29
50171000	Annual Incent Plan	CF	9300002918	10/31/2012	(5.29)
50171000	Annual Incent Plan	CF	9300002920	10/31/2012	(129.38)
50171000	Annual Incent Plan	CF	9300002920	10/31/2012	129.38
50171000	Annual Incent Plan	CF	9300002923	10/31/2012	(46.71)
50171000	Annual Incent Plan	CF	9300002923	10/31/2012	46.71
50171000	Annual Incent Plan	CF	9300002925	10/31/2012	113.34
50171000	Annual Incent Plan	CF	9300002925	10/31/2012	(113.34)
50171000	Annual Incent Plan	CF	9300002927	10/31/2012	97.28
50171000	Annual Incent Plan	CF	9300002927	10/31/2012	(97.28)
50171000	Annual Incent Plan	CF	9300002932	10/31/2012	720.82
50171000	Annual Incent Plan	CF	9300002932	10/31/2012	(720.82)
50171000	Annual Incent Plan	CF	9300002935	10/31/2012	(64.89)
50171000	Annual Incent Plan	CF	9300002935	10/31/2012	64.89
50171000	Annual Incent Plan	CF	9300002937	10/31/2012	21.97
50171000	Annual Incent Plan	CF	9300002937	10/31/2012	(21.97)
50171000	Annual Incent Plan	CF	9300002939	10/31/2012	6.74
50171000	Annual Incent Plan	CF	9300002939	10/31/2012	(6.74)
50171000	Annual Incent Plan	CF	9300002941	10/31/2012	(9.35)
50171000	Annual Incent Plan	CF	9300002941	10/31/2012	9.35
50171000	Annual Incent Plan	CF	9300002943	10/31/2012	(2.61)
50171000	Annual Incent Plan	CF	9300002943	10/31/2012	2.61
50171000	Annual Incent Plan	CF	9300002946	10/31/2012	(29.38)
50171000	Annual Incent Plan	CF	9300002946	10/31/2012	29.38
50171000	Annual Incent Plan	CF	9300002948	10/31/2012	(2.81)
50171000	Annual Incent Plan	CF	9300002948	10/31/2012	2.81
50171000	Annual Incent Plan	CF	9300002952	10/31/2012	386.79
50171000	Annual Incent Plan	CF	9300002952	10/31/2012	(386.79)
50171000	Annual Incent Plan	CF	9300002954	10/31/2012	53.80
50171000	Annual Incent Plan	CF	9300002954	10/31/2012	(53.80)
50171000	Annual Incent Plan	CF	9300002956	10/31/2012	48.61
50171000	Annual Incent Plan	CF	9300002956	10/31/2012	(48.61)
50171000	Annual Incent Plan	CF	9300002958	10/31/2012	(107.98)
50171000	Annual Incent Plan	CF	9300002958	10/31/2012	107.98
50171000	Annual Incent Plan	CF	9300002990	10/31/2012	875.37
50171000	Annual Incent Plan	CF	9300002990	10/31/2012	(875.37)
50171000	Annual Incent Plan	CF	9300002991	10/31/2012	97.95
50171000	Annual Incent Plan	CF	9300002991	10/31/2012	(97.95)
50171000	Annual Incent Plan	CF	9300002992	10/31/2012	6,043.77
50171000	Annual Incent Plan	CF	9300002992	10/31/2012	(6,043.77)
50171000	Annual Incent Plan	CF	9300002993	10/31/2012	27.80
50171000	Annual Incent Plan	CF	9300002993	10/31/2012	(27.80)
50171000	Annual Incent Plan	CF	9300002994	10/31/2012	59.40
50171000	Annual Incent Plan	CF	9300002994	10/31/2012	(59.40)
50171000	Annual Incent Plan	CF	9300002995	10/31/2012	1,079.43
50171000	Annual Incent Plan	CF	9300002995	10/31/2012	(1,079.43)
50171000	Annual Incent Plan	CF	9300002996	10/31/2012	1,248.92
50171000	Annual Incent Plan	CF	9300002996	10/31/2012	(1,248.92)
50171000	Annual Incent Plan	CF	9300002997	10/31/2012	170.54
50171000	Annual Incent Plan	CF	9300002997	10/31/2012	(170.54)
50171000	Annual Incent Plan	CF	9300002998	10/31/2012	4,932.96
50171000	Annual Incent Plan	CF	9300002998	10/31/2012	(4,932.96)
50171000	Annual Incent Plan	CF	9300002999	10/31/2012	120.63
50171000	Annual Incent Plan	CF	9300002999	10/31/2012	(120.63)
50171000	Annual Incent Plan	CF	9300003000	10/31/2012	367.77
50171000	Annual Incent Plan	CF	9300003000	10/31/2012	(367.77)
50171000	Annual Incent Plan	CF	9300003001	10/31/2012	118.48
50171000	Annual Incent Plan	CF	9300003001	10/31/2012	(118.48)
50171000	Annual Incent Plan	CF	9300003002	10/31/2012	213.48
50171000	Annual Incent Plan	CF	9300003002	10/31/2012	(213.48)
50171000	Annual Incent Plan	CF	9300003003	10/31/2012	2,627.57
50171000	Annual Incent Plan	CF	9300003003	10/31/2012	(2,627.57)
50171000	Annual Incent Plan	CF	9300003004	10/31/2012	18.87

Kentucky American Water Company  
Case No. 2012-00520  
Response to PSC DR1, Item 31

Account	Description	Doc Type	Document Number	Posting Date	Amount
50171000	Annual Incent Plan	CF	9300003004	10/31/2012	(18.87)
50171000	Annual Incent Plan	CF	9300003005	10/31/2012	18.52
50171000	Annual Incent Plan	CF	9300003005	10/31/2012	(18.52)
50171000	Annual Incent Plan	CF	9300003006	10/31/2012	1,135.37
50171000	Annual Incent Plan	CF	9300003006	10/31/2012	(1,135.37)
50171000	Annual Incent Plan	CF	9300003007	10/31/2012	904.62
50171000	Annual Incent Plan	CF	9300003007	10/31/2012	(904.62)
50171000	Annual Incent Plan	CF	9300003008	10/31/2012	276.75
50171000	Annual Incent Plan	CF	9300003008	10/31/2012	(276.75)
50171000	Annual Incent Plan	CF	9300003009	10/31/2012	174.50
50171000	Annual Incent Plan	CF	9300003009	10/31/2012	(174.50)
50171000	Annual Incent Plan	CF	9300003010	10/31/2012	707.24
50171000	Annual Incent Plan	CF	9300003010	10/31/2012	(707.24)
50171000	Annual Incent Plan	CF	9300003011	10/31/2012	486.62
50171000	Annual Incent Plan	CF	9300003011	10/31/2012	(486.62)
50171000	Annual Incent Plan	CF	9300003012	10/31/2012	28.93
50171000	Annual Incent Plan	CF	9300003012	10/31/2012	(28.93)
50171000	Annual Incent Plan	CF	9300003013	10/31/2012	1,802.34
50171000	Annual Incent Plan	CF	9300003013	10/31/2012	(1,802.34)
50171000	Annual Incent Plan	CF	9300003014	10/31/2012	980.98
50171000	Annual Incent Plan	CF	9300003014	10/31/2012	(980.98)
50171000	Annual Incent Plan	CF	9300003015	10/31/2012	225.02
50171000	Annual Incent Plan	CF	9300003015	10/31/2012	(225.02)
50171000	Annual Incent Plan	CF	9300003016	10/31/2012	104.57
50171000	Annual Incent Plan	CF	9300003016	10/31/2012	(104.57)
50171000	Annual Incent Plan	CF	9300003017	10/31/2012	180.41
50171000	Annual Incent Plan	CF	9300003017	10/31/2012	(180.41)
50171000	Annual Incent Plan	CF	9300003018	10/31/2012	254.76
50171000	Annual Incent Plan	CF	9300003018	10/31/2012	(254.76)
50171000	Annual Incent Plan	CF	9300003019	10/31/2012	164.64
50171000	Annual Incent Plan	CF	9300003019	10/31/2012	(164.64)
50171000	Annual Incent Plan	CF	9300003020	10/31/2012	1,126.92
50171000	Annual Incent Plan	CF	9300003020	10/31/2012	(1,126.92)
50171000	Annual Incent Plan	CF	9300003021	10/31/2012	222.50
50171000	Annual Incent Plan	CF	9300003021	10/31/2012	(222.50)
50171000	Annual Incent Plan	CF	9300003022	10/31/2012	791.00
50171000	Annual Incent Plan	CF	9300003022	10/31/2012	(791.00)
50171000	Annual Incent Plan	CF	9300003065	10/31/2012	(875.37)
50171000	Annual Incent Plan	CF	9300003065	10/31/2012	875.37
50171000	Annual Incent Plan	CF	9300003067	10/31/2012	(27.80)
50171000	Annual Incent Plan	CF	9300003067	10/31/2012	27.80
50171000	Annual Incent Plan	CF	9300003069	10/31/2012	(59.40)
50171000	Annual Incent Plan	CF	9300003069	10/31/2012	59.40
50171000	Annual Incent Plan	CF	9300003072	10/31/2012	(1,802.34)
50171000	Annual Incent Plan	CF	9300003072	10/31/2012	1,802.34
50171000	Annual Incent Plan	CF	9300003079	10/31/2012	(276.75)
50171000	Annual Incent Plan	CF	9300003079	10/31/2012	276.75
50171000	Annual Incent Plan	CF	9300003081	10/31/2012	(707.24)
50171000	Annual Incent Plan	CF	9300003081	10/31/2012	707.24
50171000	Annual Incent Plan	CF	9300003086	10/31/2012	(1,079.43)
50171000	Annual Incent Plan	CF	9300003086	10/31/2012	1,079.43
50171000	Annual Incent Plan	CF	9300003090	10/31/2012	(170.54)
50171000	Annual Incent Plan	CF	9300003090	10/31/2012	170.54
50171000	Annual Incent Plan	CF	9300003096	10/31/2012	(118.48)
50171000	Annual Incent Plan	CF	9300003096	10/31/2012	118.48
50171000	Annual Incent Plan	CF	9300003098	10/31/2012	(222.50)
50171000	Annual Incent Plan	CF	9300003098	10/31/2012	222.50
50171000	Annual Incent Plan	CF	9300003101	10/31/2012	(28.93)
50171000	Annual Incent Plan	CF	9300003101	10/31/2012	28.93
50171000	Annual Incent Plan	CF	9300003103	10/31/2012	(980.98)
50171000	Annual Incent Plan	CF	9300003103	10/31/2012	980.98
50171000	Annual Incent Plan	CF	9300003107	10/31/2012	(2,627.57)
50171000	Annual Incent Plan	CF	9300003107	10/31/2012	2,627.57
50171000	Annual Incent Plan	CF	9300003110	10/31/2012	(180.41)
50171000	Annual Incent Plan	CF	9300003110	10/31/2012	180.41
50171000	Annual Incent Plan	CF	9300003112	10/31/2012	(18.87)
50171000	Annual Incent Plan	CF	9300003112	10/31/2012	18.87
50171000	Annual Incent Plan	CF	9300003117	10/31/2012	(1,135.37)
50171000	Annual Incent Plan	CF	9300003117	10/31/2012	1,135.37
50171000	Annual Incent Plan	CF	9300003121	10/31/2012	(486.62)
50171000	Annual Incent Plan	CF	9300003121	10/31/2012	486.62
50171000	Annual Incent Plan	CF	9300003124	10/31/2012	(1,248.92)
50171000	Annual Incent Plan	CF	9300003124	10/31/2012	1,248.92
50171000	Annual Incent Plan	CF	9300003127	10/31/2012	(213.48)
50171000	Annual Incent Plan	CF	9300003127	10/31/2012	213.48
50171000	Annual Incent Plan	CF	9300003129	10/31/2012	(254.76)
50171000	Annual Incent Plan	CF	9300003129	10/31/2012	254.76

Kentucky American Water Company  
Case No. 2012-00520  
Response to PSC DR1, Item 31

Account	Description	Doc Type	Document Number	Posting Date	Amount
50171000	Annual Incent Plan	CF	9300003131	10/31/2012	(1,126.92)
50171000	Annual Incent Plan	CF	9300003131	10/31/2012	1,126.92
50171000	Annual Incent Plan	CF	9300003135	10/31/2012	(6,043.77)
50171000	Annual Incent Plan	CF	9300003135	10/31/2012	6,043.77
50171000	Annual Incent Plan	CF	9300003137	10/31/2012	(904.62)
50171000	Annual Incent Plan	CF	9300003137	10/31/2012	904.62
50171000	Annual Incent Plan	CF	9300003139	10/31/2012	(104.57)
50171000	Annual Incent Plan	CF	9300003139	10/31/2012	104.57
50171000	Annual Incent Plan	CF	9300003141	10/31/2012	(164.64)
50171000	Annual Incent Plan	CF	9300003141	10/31/2012	164.64
50171000	Annual Incent Plan	CF	9300003143	10/31/2012	(18.52)
50171000	Annual Incent Plan	CF	9300003143	10/31/2012	18.52
50171000	Annual Incent Plan	CF	9300003146	10/31/2012	(120.63)
50171000	Annual Incent Plan	CF	9300003146	10/31/2012	120.63
50171000	Annual Incent Plan	CF	9300003148	10/31/2012	(174.50)
50171000	Annual Incent Plan	CF	9300003148	10/31/2012	174.50
50171000	Annual Incent Plan	CF	9300003150	10/31/2012	(97.95)
50171000	Annual Incent Plan	CF	9300003150	10/31/2012	97.95
50171000	Annual Incent Plan	CF	9300003152	10/31/2012	(4,932.96)
50171000	Annual Incent Plan	CF	9300003152	10/31/2012	4,932.96
50171000	Annual Incent Plan	CF	9300003154	10/31/2012	(367.77)
50171000	Annual Incent Plan	CF	9300003154	10/31/2012	367.77
50171000	Annual Incent Plan	CF	9300003158	10/31/2012	(225.02)
50171000	Annual Incent Plan	CF	9300003158	10/31/2012	225.02
50171000	Annual Incent Plan	CF	9300003160	10/31/2012	(791.00)
50171000	Annual Incent Plan	CF	9300003160	10/31/2012	791.00
50171000	Annual Incent Plan	CF	9300003276	10/31/2012	(281.63)
50171000	Annual Incent Plan	CF	9300003276	10/31/2012	281.63
50171000	Annual Incent Plan	CF	9300003277	10/31/2012	(36.40)
50171000	Annual Incent Plan	CF	9300003277	10/31/2012	36.40
50171000	Annual Incent Plan	CF	9300003278	10/31/2012	(1,978.35)
50171000	Annual Incent Plan	CF	9300003278	10/31/2012	1,978.35
50171000	Annual Incent Plan	CF	9300003279	10/31/2012	(9.16)
50171000	Annual Incent Plan	CF	9300003279	10/31/2012	9.16
50171000	Annual Incent Plan	CF	9300003280	10/31/2012	(29.06)
50171000	Annual Incent Plan	CF	9300003280	10/31/2012	29.06
50171000	Annual Incent Plan	CF	9300003281	10/31/2012	(397.42)
50171000	Annual Incent Plan	CF	9300003281	10/31/2012	397.42
50171000	Annual Incent Plan	CF	9300003282	10/31/2012	(512.26)
50171000	Annual Incent Plan	CF	9300003282	10/31/2012	512.26
50171000	Annual Incent Plan	CF	9300003283	10/31/2012	(30.94)
50171000	Annual Incent Plan	CF	9300003283	10/31/2012	30.94
50171000	Annual Incent Plan	CF	9300003284	10/31/2012	(1,645.48)
50171000	Annual Incent Plan	CF	9300003284	10/31/2012	1,645.48
50171000	Annual Incent Plan	CF	9300003285	10/31/2012	(55.76)
50171000	Annual Incent Plan	CF	9300003285	10/31/2012	55.76
50171000	Annual Incent Plan	CF	9300003286	10/31/2012	(116.69)
50171000	Annual Incent Plan	CF	9300003286	10/31/2012	116.69
50171000	Annual Incent Plan	CF	9300003287	10/31/2012	(49.85)
50171000	Annual Incent Plan	CF	9300003287	10/31/2012	49.85
50171000	Annual Incent Plan	CF	9300003288	10/31/2012	(96.70)
50171000	Annual Incent Plan	CF	9300003288	10/31/2012	96.70
50171000	Annual Incent Plan	CF	9300003289	10/31/2012	(1,033.75)
50171000	Annual Incent Plan	CF	9300003289	10/31/2012	1,033.75
50171000	Annual Incent Plan	CF	9300003290	10/31/2012	(0.38)
50171000	Annual Incent Plan	CF	9300003290	10/31/2012	0.38
50171000	Annual Incent Plan	CF	9300003291	10/31/2012	(7.85)
50171000	Annual Incent Plan	CF	9300003291	10/31/2012	7.85
50171000	Annual Incent Plan	CF	9300003292	10/31/2012	(448.00)
50171000	Annual Incent Plan	CF	9300003292	10/31/2012	448.00
50171000	Annual Incent Plan	CF	9300003293	10/31/2012	(360.33)
50171000	Annual Incent Plan	CF	9300003293	10/31/2012	360.33
50171000	Annual Incent Plan	CF	9300003294	10/31/2012	(90.27)
50171000	Annual Incent Plan	CF	9300003294	10/31/2012	90.27
50171000	Annual Incent Plan	CF	9300003295	10/31/2012	(65.90)
50171000	Annual Incent Plan	CF	9300003295	10/31/2012	65.90
50171000	Annual Incent Plan	CF	9300003296	10/31/2012	(261.81)
50171000	Annual Incent Plan	CF	9300003296	10/31/2012	261.81
50171000	Annual Incent Plan	CF	9300003297	10/31/2012	(178.90)
50171000	Annual Incent Plan	CF	9300003297	10/31/2012	178.90
50171000	Annual Incent Plan	CF	9300003298	10/31/2012	(7.73)
50171000	Annual Incent Plan	CF	9300003298	10/31/2012	7.73
50171000	Annual Incent Plan	CF	9300003299	10/31/2012	(679.89)
50171000	Annual Incent Plan	CF	9300003299	10/31/2012	679.89
50171000	Annual Incent Plan	CF	9300003300	10/31/2012	(365.90)
50171000	Annual Incent Plan	CF	9300003300	10/31/2012	365.90
50171000	Annual Incent Plan	CF	9300003301	10/31/2012	(1.74)

Kentucky American Water Company  
Case No. 2012-00520  
Response to PSC DR1, Item 31

Account	Description	Doc Type	Document Number	Posting Date	Amount
50171000	Annual Incent Plan	CF	9300003301	10/31/2012	1.74
50171000	Annual Incent Plan	CF	9300003302	10/31/2012	(65.56)
50171000	Annual Incent Plan	CF	9300003302	10/31/2012	65.56
50171000	Annual Incent Plan	CF	9300003303	10/31/2012	(30.70)
50171000	Annual Incent Plan	CF	9300003303	10/31/2012	30.70
50171000	Annual Incent Plan	CF	9300003304	10/31/2012	2.50
50171000	Annual Incent Plan	CF	9300003304	10/31/2012	(2.50)
50171000	Annual Incent Plan	CF	9300003305	10/31/2012	0.41
50171000	Annual Incent Plan	CF	9300003305	10/31/2012	(0.41)
50171000	Annual Incent Plan	CF	9300003306	10/31/2012	(1.04)
50171000	Annual Incent Plan	CF	9300003306	10/31/2012	1.04
50171000	Annual Incent Plan	CF	9300003307	10/31/2012	(52.09)
50171000	Annual Incent Plan	CF	9300003307	10/31/2012	52.09
50171000	Annual Incent Plan	CF	9300003308	10/31/2012	(52.56)
50171000	Annual Incent Plan	CF	9300003308	10/31/2012	52.56
50171000	Annual Incent Plan	CF	9300003309	10/31/2012	5.01
50171000	Annual Incent Plan	CF	9300003309	10/31/2012	(5.01)
50171000	Annual Incent Plan	CF	9300003310	10/31/2012	(64.66)
50171000	Annual Incent Plan	CF	9300003310	10/31/2012	64.66
50171000	Annual Incent Plan	CF	9300003311	10/31/2012	(382.68)
50171000	Annual Incent Plan	CF	9300003311	10/31/2012	382.68
50171000	Annual Incent Plan	CF	9300003312	10/31/2012	(82.69)
50171000	Annual Incent Plan	CF	9300003312	10/31/2012	82.69
50171000	Annual Incent Plan	CF	9300003313	10/31/2012	(334.12)
50171000	Annual Incent Plan	CF	9300003313	10/31/2012	334.12
50171000	Annual Incent Plan	CF	9300003372	10/31/2012	281.63
50171000	Annual Incent Plan	CF	9300003372	10/31/2012	(281.63)
50171000	Annual Incent Plan	CF	9300003373	10/31/2012	9.16
50171000	Annual Incent Plan	CF	9300003373	10/31/2012	(9.16)
50171000	Annual Incent Plan	CF	9300003374	10/31/2012	29.06
50171000	Annual Incent Plan	CF	9300003374	10/31/2012	(29.06)
50171000	Annual Incent Plan	CF	9300003378	10/31/2012	679.89
50171000	Annual Incent Plan	CF	9300003378	10/31/2012	(679.89)
50171000	Annual Incent Plan	CF	9300003381	10/31/2012	90.27
50171000	Annual Incent Plan	CF	9300003381	10/31/2012	(90.27)
50171000	Annual Incent Plan	CF	9300003383	10/31/2012	261.81
50171000	Annual Incent Plan	CF	9300003383	10/31/2012	(261.81)
50171000	Annual Incent Plan	CF	9300003384	10/31/2012	(5.01)
50171000	Annual Incent Plan	CF	9300003384	10/31/2012	5.01
50171000	Annual Incent Plan	CF	9300003387	10/31/2012	397.42
50171000	Annual Incent Plan	CF	9300003387	10/31/2012	(397.42)
50171000	Annual Incent Plan	CF	9300003390	10/31/2012	30.94
50171000	Annual Incent Plan	CF	9300003390	10/31/2012	(30.94)
50171000	Annual Incent Plan	CF	9300003392	10/31/2012	1.74
50171000	Annual Incent Plan	CF	9300003392	10/31/2012	(1.74)
50171000	Annual Incent Plan	CF	9300003395	10/31/2012	49.85
50171000	Annual Incent Plan	CF	9300003395	10/31/2012	(49.85)
50171000	Annual Incent Plan	CF	9300003396	10/31/2012	82.69
50171000	Annual Incent Plan	CF	9300003396	10/31/2012	(82.69)
50171000	Annual Incent Plan	CF	9300003399	10/31/2012	7.73
50171000	Annual Incent Plan	CF	9300003399	10/31/2012	(7.73)
50171000	Annual Incent Plan	CF	9300003400	10/31/2012	365.90
50171000	Annual Incent Plan	CF	9300003400	10/31/2012	(365.90)
50171000	Annual Incent Plan	CF	9300003402	10/31/2012	1,033.75
50171000	Annual Incent Plan	CF	9300003402	10/31/2012	(1,033.75)
50171000	Annual Incent Plan	CF	9300003403	10/31/2012	(0.41)
50171000	Annual Incent Plan	CF	9300003403	10/31/2012	0.41
50171000	Annual Incent Plan	CF	9300003404	10/31/2012	1.04
50171000	Annual Incent Plan	CF	9300003404	10/31/2012	(1.04)
50171000	Annual Incent Plan	CF	9300003405	10/31/2012	52.09
50171000	Annual Incent Plan	CF	9300003405	10/31/2012	(52.09)
50171000	Annual Incent Plan	CF	9300003406	10/31/2012	0.38
50171000	Annual Incent Plan	CF	9300003406	10/31/2012	(0.38)
50171000	Annual Incent Plan	CF	9300003409	10/31/2012	448.00
50171000	Annual Incent Plan	CF	9300003409	10/31/2012	(448.00)
50171000	Annual Incent Plan	CF	9300003413	10/31/2012	178.90
50171000	Annual Incent Plan	CF	9300003413	10/31/2012	(178.90)
50171000	Annual Incent Plan	CF	9300003416	10/31/2012	512.26
50171000	Annual Incent Plan	CF	9300003416	10/31/2012	(512.26)
50171000	Annual Incent Plan	CF	9300003417	10/31/2012	96.70
50171000	Annual Incent Plan	CF	9300003417	10/31/2012	(96.70)
50171000	Annual Incent Plan	CF	9300003418	10/31/2012	52.56
50171000	Annual Incent Plan	CF	9300003418	10/31/2012	(52.56)
50171000	Annual Incent Plan	CF	9300003419	10/31/2012	382.68
50171000	Annual Incent Plan	CF	9300003419	10/31/2012	(382.68)
50171000	Annual Incent Plan	CF	9300003423	10/31/2012	1,978.35
50171000	Annual Incent Plan	CF	9300003423	10/31/2012	(1,978.35)

Kentucky American Water Company  
Case No. 2012-00520  
Response to PSC DR1, Item 31

Account	Description	Doc Type	Document Number	Posting Date	Amount
50171000	Annual Incent Plan	CF	9300003424	10/31/2012	360.33
50171000	Annual Incent Plan	CF	9300003424	10/31/2012	(360.33)
50171000	Annual Incent Plan	CF	9300003425	10/31/2012	30.70
50171000	Annual Incent Plan	CF	9300003425	10/31/2012	(30.70)
50171000	Annual Incent Plan	CF	9300003426	10/31/2012	(2.50)
50171000	Annual Incent Plan	CF	9300003426	10/31/2012	2.50
50171000	Annual Incent Plan	CF	9300003427	10/31/2012	64.66
50171000	Annual Incent Plan	CF	9300003427	10/31/2012	(64.66)
50171000	Annual Incent Plan	CF	9300003429	10/31/2012	7.85
50171000	Annual Incent Plan	CF	9300003429	10/31/2012	(7.85)
50171000	Annual Incent Plan	CF	9300003431	10/31/2012	55.76
50171000	Annual Incent Plan	CF	9300003431	10/31/2012	(55.76)
50171000	Annual Incent Plan	CF	9300003433	10/31/2012	65.90
50171000	Annual Incent Plan	CF	9300003433	10/31/2012	(65.90)
50171000	Annual Incent Plan	CF	9300003434	10/31/2012	36.40
50171000	Annual Incent Plan	CF	9300003434	10/31/2012	(36.40)
50171000	Annual Incent Plan	CF	9300003436	10/31/2012	1,645.48
50171000	Annual Incent Plan	CF	9300003436	10/31/2012	(1,645.48)
50171000	Annual Incent Plan	CF	9300003437	10/31/2012	116.69
50171000	Annual Incent Plan	CF	9300003437	10/31/2012	(116.69)
50171000	Annual Incent Plan	CF	9300003439	10/31/2012	65.56
50171000	Annual Incent Plan	CF	9300003439	10/31/2012	(65.56)
50171000	Annual Incent Plan	CF	9300003440	10/31/2012	334.12
50171000	Annual Incent Plan	CF	9300003440	10/31/2012	(334.12)
50171600	Comp Exp-Options	SA	100001516	10/31/2012	1,796.00
50171800	Comp Exp-RSU's	SA	100001516	10/31/2012	3,836.00
50421000	401k Expense	CF	9300002782	10/31/2012	0.39
50421000	401k Expense	CF	9300002782	10/31/2012	(0.39)
50421000	401k Expense	CF	9300002783	10/31/2012	0.73
50421000	401k Expense	CF	9300002783	10/31/2012	(0.73)
50421000	401k Expense	CF	9300002866	10/31/2012	0.49
50421000	401k Expense	CF	9300002866	10/31/2012	(0.49)
50421000	401k Expense	CF	9300002868	10/31/2012	2.60
50421000	401k Expense	CF	9300002868	10/31/2012	(2.60)
50421000	401k Expense	CF	9300002874	10/31/2012	92.93
50421000	401k Expense	CF	9300002874	10/31/2012	(92.93)
50421000	401k Expense	CF	9300002880	10/31/2012	27.03
50421000	401k Expense	CF	9300002880	10/31/2012	(27.03)
50421000	401k Expense	CF	9300002882	10/31/2012	2.30
50421000	401k Expense	CF	9300002882	10/31/2012	(2.30)
50421000	401k Expense	CF	9300002887	10/31/2012	(2.41)
50421000	401k Expense	CF	9300002887	10/31/2012	2.41
50421000	401k Expense	CF	9300002889	10/31/2012	18.05
50421000	401k Expense	CF	9300002889	10/31/2012	(18.05)
50421000	401k Expense	CF	9300002891	10/31/2012	(9.83)
50421000	401k Expense	CF	9300002891	10/31/2012	9.83
50421000	401k Expense	CF	9300002893	10/31/2012	(12.84)
50421000	401k Expense	CF	9300002893	10/31/2012	12.84
50421000	401k Expense	CF	9300002895	10/31/2012	5.09
50421000	401k Expense	CF	9300002895	10/31/2012	(5.09)
50421000	401k Expense	CF	9300002897	10/31/2012	(87.72)
50421000	401k Expense	CF	9300002897	10/31/2012	87.72
50421000	401k Expense	CF	9300002902	10/31/2012	(93.57)
50421000	401k Expense	CF	9300002902	10/31/2012	93.57
50421000	401k Expense	CF	9300002905	10/31/2012	0.92
50421000	401k Expense	CF	9300002905	10/31/2012	(0.92)
50421000	401k Expense	CF	9300002907	10/31/2012	(1.15)
50421000	401k Expense	CF	9300002907	10/31/2012	1.15
50421000	401k Expense	CF	9300002909	10/31/2012	(8.90)
50421000	401k Expense	CF	9300002909	10/31/2012	8.90
50421000	401k Expense	CF	9300002916	10/31/2012	(52.09)
50421000	401k Expense	CF	9300002916	10/31/2012	52.09
50421000	401k Expense	CF	9300002918	10/31/2012	2.72
50421000	401k Expense	CF	9300002918	10/31/2012	(2.72)
50421000	401k Expense	CF	9300002920	10/31/2012	(39.43)
50421000	401k Expense	CF	9300002920	10/31/2012	39.43
50421000	401k Expense	CF	9300002923	10/31/2012	(1.62)
50421000	401k Expense	CF	9300002923	10/31/2012	1.62
50421000	401k Expense	CF	9300002925	10/31/2012	61.70
50421000	401k Expense	CF	9300002925	10/31/2012	(61.70)
50421000	401k Expense	CF	9300002927	10/31/2012	43.96
50421000	401k Expense	CF	9300002927	10/31/2012	(43.96)
50421000	401k Expense	CF	9300002932	10/31/2012	102.28
50421000	401k Expense	CF	9300002932	10/31/2012	(102.28)
50421000	401k Expense	CF	9300002935	10/31/2012	(50.67)
50421000	401k Expense	CF	9300002935	10/31/2012	50.67
50421000	401k Expense	CF	9300002937	10/31/2012	(61.48)

Kentucky American Water Company  
Case No. 2012-00520  
Response to PSC DR1, Item 31

Account	Description	Doc Type	Document Number	Posting Date	Amount
50421000	401k Expense	CF	9300002937	10/31/2012	61.48
50421000	401k Expense	CF	9300002939	10/31/2012	5.54
50421000	401k Expense	CF	9300002939	10/31/2012	(5.54)
50421000	401k Expense	CF	9300002941	10/31/2012	(11.21)
50421000	401k Expense	CF	9300002941	10/31/2012	11.21
50421000	401k Expense	CF	9300002943	10/31/2012	4.84
50421000	401k Expense	CF	9300002943	10/31/2012	(4.84)
50421000	401k Expense	CF	9300002946	10/31/2012	(18.92)
50421000	401k Expense	CF	9300002946	10/31/2012	18.92
50421000	401k Expense	CF	9300002948	10/31/2012	(2.30)
50421000	401k Expense	CF	9300002948	10/31/2012	2.30
50421000	401k Expense	CF	9300002952	10/31/2012	106.05
50421000	401k Expense	CF	9300002952	10/31/2012	(106.05)
50421000	401k Expense	CF	9300002954	10/31/2012	1.45
50421000	401k Expense	CF	9300002954	10/31/2012	(1.45)
50421000	401k Expense	CF	9300002956	10/31/2012	29.51
50421000	401k Expense	CF	9300002956	10/31/2012	(29.51)
50421000	401k Expense	CF	9300002958	10/31/2012	(96.42)
50421000	401k Expense	CF	9300002958	10/31/2012	96.42
50421000	401k Expense	CF	9300002988	10/31/2012	(5.79)
50421000	401k Expense	CF	9300002988	10/31/2012	5.79
50421000	401k Expense	CF	9300002989	10/31/2012	(11.37)
50421000	401k Expense	CF	9300002989	10/31/2012	11.37
50421000	401k Expense	CF	9300003065	10/31/2012	(248.20)
50421000	401k Expense	CF	9300003065	10/31/2012	248.20
50421000	401k Expense	CF	9300003067	10/31/2012	(21.02)
50421000	401k Expense	CF	9300003067	10/31/2012	21.02
50421000	401k Expense	CF	9300003069	10/31/2012	(44.43)
50421000	401k Expense	CF	9300003069	10/31/2012	44.43
50421000	401k Expense	CF	9300003072	10/31/2012	(679.81)
50421000	401k Expense	CF	9300003072	10/31/2012	679.81
50421000	401k Expense	CF	9300003079	10/31/2012	(144.03)
50421000	401k Expense	CF	9300003079	10/31/2012	144.03
50421000	401k Expense	CF	9300003081	10/31/2012	(329.83)
50421000	401k Expense	CF	9300003081	10/31/2012	329.83
50421000	401k Expense	CF	9300003086	10/31/2012	(606.72)
50421000	401k Expense	CF	9300003086	10/31/2012	606.72
50421000	401k Expense	CF	9300003090	10/31/2012	(14.50)
50421000	401k Expense	CF	9300003090	10/31/2012	14.50
50421000	401k Expense	CF	9300003096	10/31/2012	(97.34)
50421000	401k Expense	CF	9300003096	10/31/2012	97.34
50421000	401k Expense	CF	9300003098	10/31/2012	(115.02)
50421000	401k Expense	CF	9300003098	10/31/2012	115.02
50421000	401k Expense	CF	9300003101	10/31/2012	(11.69)
50421000	401k Expense	CF	9300003101	10/31/2012	11.69
50421000	401k Expense	CF	9300003103	10/31/2012	(388.92)
50421000	401k Expense	CF	9300003103	10/31/2012	388.92
50421000	401k Expense	CF	9300003107	10/31/2012	(886.81)
50421000	401k Expense	CF	9300003107	10/31/2012	886.81
50421000	401k Expense	CF	9300003110	10/31/2012	(44.82)
50421000	401k Expense	CF	9300003110	10/31/2012	44.82
50421000	401k Expense	CF	9300003117	10/31/2012	(215.51)
50421000	401k Expense	CF	9300003117	10/31/2012	215.51
50421000	401k Expense	CF	9300003121	10/31/2012	(93.90)
50421000	401k Expense	CF	9300003121	10/31/2012	93.90
50421000	401k Expense	CF	9300003124	10/31/2012	(881.65)
50421000	401k Expense	CF	9300003124	10/31/2012	881.65
50421000	401k Expense	CF	9300003129	10/31/2012	(163.10)
50421000	401k Expense	CF	9300003129	10/31/2012	163.10
50421000	401k Expense	CF	9300003131	10/31/2012	(574.26)
50421000	401k Expense	CF	9300003131	10/31/2012	574.26
50421000	401k Expense	CF	9300003135	10/31/2012	(2,103.28)
50421000	401k Expense	CF	9300003135	10/31/2012	2,103.28
50421000	401k Expense	CF	9300003137	10/31/2012	(540.60)
50421000	401k Expense	CF	9300003137	10/31/2012	540.60
50421000	401k Expense	CF	9300003141	10/31/2012	(32.30)
50421000	401k Expense	CF	9300003141	10/31/2012	32.30
50421000	401k Expense	CF	9300003146	10/31/2012	(43.47)
50421000	401k Expense	CF	9300003146	10/31/2012	43.47
50421000	401k Expense	CF	9300003148	10/31/2012	(143.39)
50421000	401k Expense	CF	9300003148	10/31/2012	143.39
50421000	401k Expense	CF	9300003150	10/31/2012	(50.22)
50421000	401k Expense	CF	9300003150	10/31/2012	50.22
50421000	401k Expense	CF	9300003152	10/31/2012	(2,105.55)
50421000	401k Expense	CF	9300003152	10/31/2012	2,105.55
50421000	401k Expense	CF	9300003154	10/31/2012	(63.57)
50421000	401k Expense	CF	9300003154	10/31/2012	63.57

Kentucky American Water Company  
Case No. 2012-00520  
Response to PSC DR1, Item 31

Account	Description	Doc Type	Document Number	Posting Date	Amount
50421000	401k Expense	CF	9300003158	10/31/2012	(113.49)
50421000	401k Expense	CF	9300003158	10/31/2012	113.49
50421000	401k Expense	CF	9300003160	10/31/2012	(289.69)
50421000	401k Expense	CF	9300003160	10/31/2012	289.69
50421100	401k Exp Cap Credits	UT	9300002864	10/31/2012	23.28
50421100	401k Exp Cap Credits	UT	9300003063	10/31/2012	(576.87)
50421100	401k Exp Cap Credits	UT	9300002863	10/31/2012	(7.85)
50421100	401k Exp Cap Credits	UT	9300003062	10/31/2012	(18.08)
50422000	DCP Expense	CF	9300002782	10/31/2012	0.18
50422000	DCP Expense	CF	9300002782	10/31/2012	(0.18)
50422000	DCP Expense	CF	9300002783	10/31/2012	0.69
50422000	DCP Expense	CF	9300002783	10/31/2012	(0.69)
50422000	DCP Expense	CF	9300002866	10/31/2012	103.32
50422000	DCP Expense	CF	9300002866	10/31/2012	(103.32)
50422000	DCP Expense	CF	9300002868	10/31/2012	3.41
50422000	DCP Expense	CF	9300002868	10/31/2012	(3.41)
50422000	DCP Expense	CF	9300002870	10/31/2012	(20.26)
50422000	DCP Expense	CF	9300002870	10/31/2012	20.26
50422000	DCP Expense	CF	9300002874	10/31/2012	(0.50)
50422000	DCP Expense	CF	9300002874	10/31/2012	0.50
50422000	DCP Expense	CF	9300002880	10/31/2012	33.76
50422000	DCP Expense	CF	9300002880	10/31/2012	(33.76)
50422000	DCP Expense	CF	9300002882	10/31/2012	3.03
50422000	DCP Expense	CF	9300002882	10/31/2012	(3.03)
50422000	DCP Expense	CF	9300002887	10/31/2012	(0.18)
50422000	DCP Expense	CF	9300002887	10/31/2012	0.18
50422000	DCP Expense	CF	9300002889	10/31/2012	26.39
50422000	DCP Expense	CF	9300002889	10/31/2012	(26.39)
50422000	DCP Expense	CF	9300002891	10/31/2012	(5.99)
50422000	DCP Expense	CF	9300002891	10/31/2012	5.99
50422000	DCP Expense	CF	9300002893	10/31/2012	(16.88)
50422000	DCP Expense	CF	9300002893	10/31/2012	16.88
50422000	DCP Expense	CF	9300002895	10/31/2012	5.60
50422000	DCP Expense	CF	9300002895	10/31/2012	(5.60)
50422000	DCP Expense	CF	9300002897	10/31/2012	(39.02)
50422000	DCP Expense	CF	9300002897	10/31/2012	39.02
50422000	DCP Expense	CF	9300002902	10/31/2012	(160.21)
50422000	DCP Expense	CF	9300002902	10/31/2012	160.21
50422000	DCP Expense	CF	9300002905	10/31/2012	1.21
50422000	DCP Expense	CF	9300002905	10/31/2012	(1.21)
50422000	DCP Expense	CF	9300002907	10/31/2012	(3.03)
50422000	DCP Expense	CF	9300002907	10/31/2012	3.03
50422000	DCP Expense	CF	9300002909	10/31/2012	7.88
50422000	DCP Expense	CF	9300002909	10/31/2012	(7.88)
50422000	DCP Expense	CF	9300002911	10/31/2012	12.60
50422000	DCP Expense	CF	9300002911	10/31/2012	(12.60)
50422000	DCP Expense	CF	9300002916	10/31/2012	(97.03)
50422000	DCP Expense	CF	9300002916	10/31/2012	97.03
50422000	DCP Expense	CF	9300002920	10/31/2012	(155.57)
50422000	DCP Expense	CF	9300002920	10/31/2012	155.57
50422000	DCP Expense	CF	9300002923	10/31/2012	(30.45)
50422000	DCP Expense	CF	9300002923	10/31/2012	30.45
50422000	DCP Expense	CF	9300002925	10/31/2012	45.42
50422000	DCP Expense	CF	9300002925	10/31/2012	(45.42)
50422000	DCP Expense	CF	9300002927	10/31/2012	(32.84)
50422000	DCP Expense	CF	9300002927	10/31/2012	32.84
50422000	DCP Expense	CF	9300002932	10/31/2012	354.98
50422000	DCP Expense	CF	9300002932	10/31/2012	(354.98)
50422000	DCP Expense	CF	9300002935	10/31/2012	(60.87)
50422000	DCP Expense	CF	9300002935	10/31/2012	60.87
50422000	DCP Expense	CF	9300002937	10/31/2012	(53.53)
50422000	DCP Expense	CF	9300002937	10/31/2012	53.53
50422000	DCP Expense	CF	9300002939	10/31/2012	7.26
50422000	DCP Expense	CF	9300002939	10/31/2012	(7.26)
50422000	DCP Expense	CF	9300002941	10/31/2012	(8.40)
50422000	DCP Expense	CF	9300002941	10/31/2012	8.40
50422000	DCP Expense	CF	9300002943	10/31/2012	(6.81)
50422000	DCP Expense	CF	9300002943	10/31/2012	6.81
50422000	DCP Expense	CF	9300002946	10/31/2012	(16.94)
50422000	DCP Expense	CF	9300002946	10/31/2012	16.94
50422000	DCP Expense	CF	9300002948	10/31/2012	(3.03)
50422000	DCP Expense	CF	9300002948	10/31/2012	3.03
50422000	DCP Expense	CF	9300002952	10/31/2012	100.27
50422000	DCP Expense	CF	9300002952	10/31/2012	(100.27)
50422000	DCP Expense	CF	9300002954	10/31/2012	(10.67)
50422000	DCP Expense	CF	9300002954	10/31/2012	10.67
50422000	DCP Expense	CF	9300002956	10/31/2012	44.47

Kentucky American Water Company  
Case No. 2012-00520  
Response to PSC DR1, Item 31

Account	Description	Doc Type	Document Number	Posting Date	Amount
50422000	DCP Expense	CF	9300002956	10/31/2012	(44.47)
50422000	DCP Expense	CF	9300002958	10/31/2012	(158.28)
50422000	DCP Expense	CF	9300002958	10/31/2012	158.28
50422000	DCP Expense	CF	9300002988	10/31/2012	(1.67)
50422000	DCP Expense	CF	9300002988	10/31/2012	1.67
50422000	DCP Expense	CF	9300002989	10/31/2012	(19.01)
50422000	DCP Expense	CF	9300002989	10/31/2012	19.01
50422000	DCP Expense	CF	9300003065	10/31/2012	(550.32)
50422000	DCP Expense	CF	9300003065	10/31/2012	550.32
50422000	DCP Expense	CF	9300003067	10/31/2012	(27.64)
50422000	DCP Expense	CF	9300003067	10/31/2012	27.64
50422000	DCP Expense	CF	9300003069	10/31/2012	(89.40)
50422000	DCP Expense	CF	9300003069	10/31/2012	89.40
50422000	DCP Expense	CF	9300003072	10/31/2012	(232.23)
50422000	DCP Expense	CF	9300003072	10/31/2012	232.23
50422000	DCP Expense	CF	9300003081	10/31/2012	(297.63)
50422000	DCP Expense	CF	9300003081	10/31/2012	297.63
50422000	DCP Expense	CF	9300003086	10/31/2012	(225.55)
50422000	DCP Expense	CF	9300003086	10/31/2012	225.55
50422000	DCP Expense	CF	9300003090	10/31/2012	(162.98)
50422000	DCP Expense	CF	9300003090	10/31/2012	162.98
50422000	DCP Expense	CF	9300003096	10/31/2012	(127.65)
50422000	DCP Expense	CF	9300003096	10/31/2012	127.65
50422000	DCP Expense	CF	9300003101	10/31/2012	(6.55)
50422000	DCP Expense	CF	9300003101	10/31/2012	6.55
50422000	DCP Expense	CF	9300003103	10/31/2012	(747.83)
50422000	DCP Expense	CF	9300003103	10/31/2012	747.83
50422000	DCP Expense	CF	9300003107	10/31/2012	(499.20)
50422000	DCP Expense	CF	9300003107	10/31/2012	499.20
50422000	DCP Expense	CF	9300003110	10/31/2012	(99.03)
50422000	DCP Expense	CF	9300003110	10/31/2012	99.03
50422000	DCP Expense	CF	9300003117	10/31/2012	(755.22)
50422000	DCP Expense	CF	9300003117	10/31/2012	755.22
50422000	DCP Expense	CF	9300003121	10/31/2012	(327.70)
50422000	DCP Expense	CF	9300003121	10/31/2012	327.70
50422000	DCP Expense	CF	9300003124	10/31/2012	(1,069.04)
50422000	DCP Expense	CF	9300003124	10/31/2012	1,069.04
50422000	DCP Expense	CF	9300003127	10/31/2012	(45.89)
50422000	DCP Expense	CF	9300003127	10/31/2012	45.89
50422000	DCP Expense	CF	9300003129	10/31/2012	(233.63)
50422000	DCP Expense	CF	9300003129	10/31/2012	233.63
50422000	DCP Expense	CF	9300003131	10/31/2012	(1,134.60)
50422000	DCP Expense	CF	9300003131	10/31/2012	1,134.60
50422000	DCP Expense	CF	9300003135	10/31/2012	(3,627.48)
50422000	DCP Expense	CF	9300003135	10/31/2012	3,627.48
50422000	DCP Expense	CF	9300003137	10/31/2012	(627.92)
50422000	DCP Expense	CF	9300003137	10/31/2012	627.92
50422000	DCP Expense	CF	9300003141	10/31/2012	(115.90)
50422000	DCP Expense	CF	9300003141	10/31/2012	115.90
50422000	DCP Expense	CF	9300003143	10/31/2012	(19.57)
50422000	DCP Expense	CF	9300003143	10/31/2012	19.57
50422000	DCP Expense	CF	9300003146	10/31/2012	(57.08)
50422000	DCP Expense	CF	9300003146	10/31/2012	57.08
50422000	DCP Expense	CF	9300003148	10/31/2012	(188.19)
50422000	DCP Expense	CF	9300003148	10/31/2012	188.19
50422000	DCP Expense	CF	9300003152	10/31/2012	(3,502.80)
50422000	DCP Expense	CF	9300003152	10/31/2012	3,502.80
50422000	DCP Expense	CF	9300003154	10/31/2012	(254.33)
50422000	DCP Expense	CF	9300003154	10/31/2012	254.33
50422000	DCP Expense	CF	9300003158	10/31/2012	(282.82)
50422000	DCP Expense	CF	9300003158	10/31/2012	282.82
50422000	DCP Expense	CF	9300003160	10/31/2012	(835.65)
50422000	DCP Expense	CF	9300003160	10/31/2012	835.65
50422100	DCP Exp Cap Credits	UT	9300002864	10/31/2012	113.88
50422100	DCP Exp Cap Credits	UT	9300003063	10/31/2012	(553.38)
50422100	DCP Exp Cap Credits	UT	9300002863	10/31/2012	(5.15)
50422100	DCP Exp Cap Credits	UT	9300003062	10/31/2012	(23.70)
50423000	ESPP Expense	CF	9300003378	10/31/2012	(863.58)
50423000	ESPP Expense	CF	9300003378	10/31/2012	863.58
50450000	Other Welfare	CS	9300003071	10/31/2012	(1,050.00)
50450016	Other Welfare AG	CS	9300003071	10/31/2012	1,050.00
50451000	Employee Awards	CF	9300002985	10/31/2012	(287.82)
50451000	Employee Awards	CF	9300002985	10/31/2012	287.82
50451000	Employee Awards	CF	9300003156	10/31/2012	(611.91)
50451000	Employee Awards	CF	9300003156	10/31/2012	611.91
50452000	Emp Physical Exams	CF	9300002985	10/31/2012	(21.20)
50452000	Emp Physical Exams	CF	9300002985	10/31/2012	21.20



Kentucky American Water Company  
Case No. 2012-00520  
Response to PSC DR1, Item 31

Account	Description	Doc Type	Document Number	Posting Date	Amount
50452000	Emp Physical Exams	CF	9300003201	10/31/2012	(946.73)
50452000	Emp Physical Exams	CF	9300003201	10/31/2012	946.73
50510000	PBOP Expense	SA	100001513	10/31/2012	70,420.00
50510000	PBOP Expense	SA	100001514	10/31/2012	(359.60)
50510000	PBOP Expense	CF	9300002784	10/31/2012	(328.70)
50510000	PBOP Expense	CF	9300002784	10/31/2012	328.70
50510000	PBOP Expense	CF	9300002785	10/31/2012	(2,014.45)
50510000	PBOP Expense	CF	9300002785	10/31/2012	2,014.45
50510000	PBOP Expense	CF	9300002786	10/31/2012	(8.84)
50510000	PBOP Expense	CF	9300002786	10/31/2012	8.84
50510000	PBOP Expense	CF	9300002787	10/31/2012	52.52
50510000	PBOP Expense	CF	9300002787	10/31/2012	(52.52)
50510000	PBOP Expense	CF	9300002788	10/31/2012	(28.28)
50510000	PBOP Expense	CF	9300002788	10/31/2012	28.28
50510000	PBOP Expense	CF	9300002789	10/31/2012	361.58
50510000	PBOP Expense	CF	9300002789	10/31/2012	(361.58)
50510000	PBOP Expense	CF	9300002790	10/31/2012	(243.91)
50510000	PBOP Expense	CF	9300002790	10/31/2012	243.91
50510000	PBOP Expense	CF	9300002791	10/31/2012	(1,080.96)
50510000	PBOP Expense	CF	9300002791	10/31/2012	1,080.96
50510000	PBOP Expense	CF	9300002792	10/31/2012	82.11
50510000	PBOP Expense	CF	9300002792	10/31/2012	(82.11)
50510000	PBOP Expense	CF	9300002793	10/31/2012	(150.34)
50510000	PBOP Expense	CF	9300002793	10/31/2012	150.34
50510000	PBOP Expense	CF	9300002794	10/31/2012	43.77
50510000	PBOP Expense	CF	9300002794	10/31/2012	(43.77)
50510000	PBOP Expense	CF	9300002795	10/31/2012	130.53
50510000	PBOP Expense	CF	9300002795	10/31/2012	(130.53)
50510000	PBOP Expense	CF	9300002796	10/31/2012	429.92
50510000	PBOP Expense	CF	9300002796	10/31/2012	(429.92)
50510000	PBOP Expense	CF	9300002797	10/31/2012	(49.86)
50510000	PBOP Expense	CF	9300002797	10/31/2012	49.86
50510000	PBOP Expense	CF	9300002798	10/31/2012	7.29
50510000	PBOP Expense	CF	9300002798	10/31/2012	(7.29)
50510000	PBOP Expense	CF	9300002799	10/31/2012	195.68
50510000	PBOP Expense	CF	9300002799	10/31/2012	(195.68)
50510000	PBOP Expense	CF	9300002800	10/31/2012	181.33
50510000	PBOP Expense	CF	9300002800	10/31/2012	(181.33)
50510000	PBOP Expense	CF	9300002801	10/31/2012	(94.68)
50510000	PBOP Expense	CF	9300002801	10/31/2012	94.68
50510000	PBOP Expense	CF	9300002802	10/31/2012	7.85
50510000	PBOP Expense	CF	9300002802	10/31/2012	(7.85)
50510000	PBOP Expense	CF	9300002803	10/31/2012	(7.85)
50510000	PBOP Expense	CF	9300002803	10/31/2012	7.85
50510000	PBOP Expense	CF	9300002804	10/31/2012	(14.80)
50510000	PBOP Expense	CF	9300002804	10/31/2012	14.80
50510000	PBOP Expense	CF	9300002805	10/31/2012	(22.70)
50510000	PBOP Expense	CF	9300002805	10/31/2012	22.70
50510000	PBOP Expense	CF	9300002806	10/31/2012	75.34
50510000	PBOP Expense	CF	9300002806	10/31/2012	(75.34)
50510000	PBOP Expense	CF	9300002807	10/31/2012	9.84
50510000	PBOP Expense	CF	9300002807	10/31/2012	(9.84)
50510000	PBOP Expense	CF	9300002808	10/31/2012	13.07
50510000	PBOP Expense	CF	9300002808	10/31/2012	(13.07)
50510000	PBOP Expense	CF	9300002809	10/31/2012	(135.85)
50510000	PBOP Expense	CF	9300002809	10/31/2012	135.85
50510000	PBOP Expense	CF	9300002810	10/31/2012	(61.41)
50510000	PBOP Expense	CF	9300002810	10/31/2012	61.41
50510000	PBOP Expense	CF	9300002811	10/31/2012	(18.84)
50510000	PBOP Expense	CF	9300002811	10/31/2012	18.84
50510000	PBOP Expense	CF	9300002812	10/31/2012	(3.14)
50510000	PBOP Expense	CF	9300002812	10/31/2012	3.14
50510000	PBOP Expense	CF	9300002813	10/31/2012	7.85
50510000	PBOP Expense	CF	9300002813	10/31/2012	(7.85)
50510000	PBOP Expense	CF	9300002814	10/31/2012	(112.47)
50510000	PBOP Expense	CF	9300002814	10/31/2012	112.47
50510000	PBOP Expense	CF	9300002815	10/31/2012	(316.73)
50510000	PBOP Expense	CF	9300002815	10/31/2012	316.73
50510000	PBOP Expense	CF	9300002816	10/31/2012	(37.68)
50510000	PBOP Expense	CF	9300002816	10/31/2012	37.68
50510000	PBOP Expense	CF	9300002817	10/31/2012	26.12
50510000	PBOP Expense	CF	9300002817	10/31/2012	(26.12)
50510000	PBOP Expense	CF	9300002818	10/31/2012	(271.86)
50510000	PBOP Expense	CF	9300002818	10/31/2012	271.86
50510000	PBOP Expense	CF	9300002819	10/31/2012	301.78
50510000	PBOP Expense	CF	9300002819	10/31/2012	(301.78)
50510000	PBOP Expense	CF	9300002820	10/31/2012	(73.73)

Kentucky American Water Company  
Case No. 2012-00520  
Response to PSC DR1, Item 31

Account	Description	Doc Type	Document Number	Posting Date	Amount
50510000	PBOP Expense	CF	9300002820	10/31/2012	73.73
50510000	PBOP Expense	CF	9300002821	10/31/2012	13.35
50510000	PBOP Expense	CF	9300002821	10/31/2012	(13.35)
50510000	PBOP Expense	CF	9300002822	10/31/2012	10.23
50510000	PBOP Expense	CF	9300002822	10/31/2012	(10.23)
50510000	PBOP Expense	CF	9300002823	10/31/2012	(61.58)
50510000	PBOP Expense	CF	9300002823	10/31/2012	61.58
50510000	PBOP Expense	CF	9300002824	10/31/2012	(56.72)
50510000	PBOP Expense	CF	9300002824	10/31/2012	56.72
50510000	PBOP Expense	CF	9300002825	10/31/2012	(73.30)
50510000	PBOP Expense	CF	9300002825	10/31/2012	73.30
50510000	PBOP Expense	CF	9300002826	10/31/2012	(212.95)
50510000	PBOP Expense	CF	9300002826	10/31/2012	212.95
50510000	PBOP Expense	CF	9300002827	10/31/2012	52.82
50510000	PBOP Expense	CF	9300002827	10/31/2012	(52.82)
50510000	PBOP Expense	CF	9300002828	10/31/2012	(129.04)
50510000	PBOP Expense	CF	9300002828	10/31/2012	129.04
50510000	PBOP Expense	CF	9300002829	10/31/2012	268.99
50510000	PBOP Expense	CF	9300002829	10/31/2012	(268.99)
50510000	PBOP Expense	CF	9300002830	10/31/2012	(25.12)
50510000	PBOP Expense	CF	9300002830	10/31/2012	25.12
50510000	PBOP Expense	CF	9300002831	10/31/2012	(65.56)
50510000	PBOP Expense	CF	9300002831	10/31/2012	65.56
50510000	PBOP Expense	CF	9300002832	10/31/2012	(38.28)
50510000	PBOP Expense	CF	9300002832	10/31/2012	38.28
50510000	PBOP Expense	CF	9300002833	10/31/2012	65.51
50510000	PBOP Expense	CF	9300002833	10/31/2012	(65.51)
50510000	PBOP Expense	CF	9300002834	10/31/2012	43.67
50510000	PBOP Expense	CF	9300002834	10/31/2012	(43.67)
50510000	PBOP Expense	CF	9300002835	10/31/2012	(87.34)
50510000	PBOP Expense	CF	9300002835	10/31/2012	87.34
50510000	PBOP Expense	CF	9300002836	10/31/2012	(257.39)
50510000	PBOP Expense	CF	9300002836	10/31/2012	257.39
50510000	PBOP Expense	CF	9300002837	10/31/2012	(225.66)
50510000	PBOP Expense	CF	9300002837	10/31/2012	225.66
50510000	PBOP Expense	CF	9300002838	10/31/2012	255.36
50510000	PBOP Expense	CF	9300002838	10/31/2012	(255.36)
50510000	PBOP Expense	CF	9300002839	10/31/2012	13.16
50510000	PBOP Expense	CF	9300002839	10/31/2012	(13.16)
50510000	PBOP Expense	CF	9300002840	10/31/2012	(13.32)
50510000	PBOP Expense	CF	9300002840	10/31/2012	13.32
50510000	PBOP Expense	CF	9300002841	10/31/2012	50.02
50510000	PBOP Expense	CF	9300002841	10/31/2012	(50.02)
50510000	PBOP Expense	CF	9300002842	10/31/2012	(63.84)
50510000	PBOP Expense	CF	9300002842	10/31/2012	63.84
50510000	PBOP Expense	CF	9300002843	10/31/2012	(135.76)
50510000	PBOP Expense	CF	9300002843	10/31/2012	135.76
50510000	PBOP Expense	CF	9300002844	10/31/2012	(18.86)
50510000	PBOP Expense	CF	9300002844	10/31/2012	18.86
50510000	PBOP Expense	CF	9300002845	10/31/2012	134.42
50510000	PBOP Expense	CF	9300002845	10/31/2012	(134.42)
50510000	PBOP Expense	CF	9300002846	10/31/2012	40.83
50510000	PBOP Expense	CF	9300002846	10/31/2012	(40.83)
50510000	PBOP Expense	CF	9300002847	10/31/2012	27.53
50510000	PBOP Expense	CF	9300002847	10/31/2012	(27.53)
50510000	PBOP Expense	CF	9300002848	10/31/2012	(389.84)
50510000	PBOP Expense	CF	9300002848	10/31/2012	389.84
50510000	PBOP Expense	CF	9300002849	10/31/2012	286.64
50510000	PBOP Expense	CF	9300002849	10/31/2012	(286.64)
50510000	PBOP Expense	CF	9300002850	10/31/2012	6.43
50510000	PBOP Expense	CF	9300002850	10/31/2012	(6.43)
50510000	PBOP Expense	CF	9300002851	10/31/2012	85.13
50510000	PBOP Expense	CF	9300002851	10/31/2012	(85.13)
50510000	PBOP Expense	CF	9300002852	10/31/2012	4.82
50510000	PBOP Expense	CF	9300002852	10/31/2012	(4.82)
50510000	PBOP Expense	CF	9300002853	10/31/2012	(26.33)
50510000	PBOP Expense	CF	9300002853	10/31/2012	26.33
50510000	PBOP Expense	CF	9300002854	10/31/2012	(266.98)
50510000	PBOP Expense	CF	9300002854	10/31/2012	266.98
50510000	PBOP Expense	CF	9300002855	10/31/2012	12.76
50510000	PBOP Expense	CF	9300002855	10/31/2012	(12.76)
50510000	PBOP Expense	CF	9300002856	10/31/2012	62.31
50510000	PBOP Expense	CF	9300002856	10/31/2012	(62.31)
50510000	PBOP Expense	CF	9300002857	10/31/2012	152.85
50510000	PBOP Expense	CF	9300002857	10/31/2012	(152.85)
50510000	PBOP Expense	CF	9300002858	10/31/2012	(180.57)
50510000	PBOP Expense	CF	9300002858	10/31/2012	180.57

Kentucky American Water Company  
Case No. 2012-00520  
Response to PSC DR1, Item 31

Account	Description	Doc Type	Document Number	Posting Date	Amount
50510000	PBOP Expense	CF	9300002859	10/31/2012	(16.99)
50510000	PBOP Expense	CF	9300002859	10/31/2012	16.99
50510000	PBOP Expense	CF	9300002860	10/31/2012	(5.66)
50510000	PBOP Expense	CF	9300002860	10/31/2012	5.66
50510000	PBOP Expense	CF	9300002861	10/31/2012	22.66
50510000	PBOP Expense	CF	9300002861	10/31/2012	(22.66)
50510000	PBOP Expense	CF	9300002862	10/31/2012	(52.65)
50510000	PBOP Expense	CF	9300002862	10/31/2012	52.65
50510000	PBOP Expense	CF	9300002866	10/31/2012	328.70
50510000	PBOP Expense	CF	9300002866	10/31/2012	(328.70)
50510000	PBOP Expense	CF	9300002868	10/31/2012	8.84
50510000	PBOP Expense	CF	9300002868	10/31/2012	(8.84)
50510000	PBOP Expense	CF	9300002870	10/31/2012	(52.52)
50510000	PBOP Expense	CF	9300002870	10/31/2012	52.52
50510000	PBOP Expense	CF	9300002874	10/31/2012	(75.34)
50510000	PBOP Expense	CF	9300002874	10/31/2012	75.34
50510000	PBOP Expense	CF	9300002880	10/31/2012	94.68
50510000	PBOP Expense	CF	9300002880	10/31/2012	(94.68)
50510000	PBOP Expense	CF	9300002882	10/31/2012	7.85
50510000	PBOP Expense	CF	9300002882	10/31/2012	(7.85)
50510000	PBOP Expense	CF	9300002885	10/31/2012	37.68
50510000	PBOP Expense	CF	9300002885	10/31/2012	(37.68)
50510000	PBOP Expense	CF	9300002887	10/31/2012	28.28
50510000	PBOP Expense	CF	9300002887	10/31/2012	(28.28)
50510000	PBOP Expense	CF	9300002889	10/31/2012	243.91
50510000	PBOP Expense	CF	9300002889	10/31/2012	(243.91)
50510000	PBOP Expense	CF	9300002891	10/31/2012	(13.07)
50510000	PBOP Expense	CF	9300002891	10/31/2012	13.07
50510000	PBOP Expense	CF	9300002893	10/31/2012	(43.77)
50510000	PBOP Expense	CF	9300002893	10/31/2012	43.77
50510000	PBOP Expense	CF	9300002895	10/31/2012	22.70
50510000	PBOP Expense	CF	9300002895	10/31/2012	(22.70)
50510000	PBOP Expense	CF	9300002897	10/31/2012	(9.84)
50510000	PBOP Expense	CF	9300002897	10/31/2012	9.84
50510000	PBOP Expense	CF	9300002902	10/31/2012	(429.92)
50510000	PBOP Expense	CF	9300002902	10/31/2012	429.92
50510000	PBOP Expense	CF	9300002905	10/31/2012	3.14
50510000	PBOP Expense	CF	9300002905	10/31/2012	(3.14)
50510000	PBOP Expense	CF	9300002907	10/31/2012	(7.85)
50510000	PBOP Expense	CF	9300002907	10/31/2012	7.85
50510000	PBOP Expense	CF	9300002909	10/31/2012	112.47
50510000	PBOP Expense	CF	9300002909	10/31/2012	(112.47)
50510000	PBOP Expense	CF	9300002911	10/31/2012	49.86
50510000	PBOP Expense	CF	9300002911	10/31/2012	(49.86)
50510000	PBOP Expense	CF	9300002916	10/31/2012	(195.68)
50510000	PBOP Expense	CF	9300002916	10/31/2012	195.68
50510000	PBOP Expense	CF	9300002918	10/31/2012	14.80
50510000	PBOP Expense	CF	9300002918	10/31/2012	(14.80)
50510000	PBOP Expense	CF	9300002920	10/31/2012	(361.58)
50510000	PBOP Expense	CF	9300002920	10/31/2012	361.58
50510000	PBOP Expense	CF	9300002923	10/31/2012	(130.53)
50510000	PBOP Expense	CF	9300002923	10/31/2012	130.53
50510000	PBOP Expense	CF	9300002925	10/31/2012	316.73
50510000	PBOP Expense	CF	9300002925	10/31/2012	(316.73)
50510000	PBOP Expense	CF	9300002927	10/31/2012	271.86
50510000	PBOP Expense	CF	9300002927	10/31/2012	(271.86)
50510000	PBOP Expense	CF	9300002932	10/31/2012	2,014.45
50510000	PBOP Expense	CF	9300002932	10/31/2012	(2,014.45)
50510000	PBOP Expense	CF	9300002935	10/31/2012	(181.33)
50510000	PBOP Expense	CF	9300002935	10/31/2012	181.33
50510000	PBOP Expense	CF	9300002937	10/31/2012	61.41
50510000	PBOP Expense	CF	9300002937	10/31/2012	(61.41)
50510000	PBOP Expense	CF	9300002939	10/31/2012	18.84
50510000	PBOP Expense	CF	9300002939	10/31/2012	(18.84)
50510000	PBOP Expense	CF	9300002941	10/31/2012	(26.12)
50510000	PBOP Expense	CF	9300002941	10/31/2012	26.12
50510000	PBOP Expense	CF	9300002943	10/31/2012	(7.29)
50510000	PBOP Expense	CF	9300002943	10/31/2012	7.29
50510000	PBOP Expense	CF	9300002946	10/31/2012	(82.11)
50510000	PBOP Expense	CF	9300002946	10/31/2012	82.11
50510000	PBOP Expense	CF	9300002948	10/31/2012	(7.85)
50510000	PBOP Expense	CF	9300002948	10/31/2012	7.85
50510000	PBOP Expense	CF	9300002952	10/31/2012	1,080.96
50510000	PBOP Expense	CF	9300002952	10/31/2012	(1,080.96)
50510000	PBOP Expense	CF	9300002954	10/31/2012	150.34
50510000	PBOP Expense	CF	9300002954	10/31/2012	(150.34)
50510000	PBOP Expense	CF	9300002956	10/31/2012	135.85

Kentucky American Water Company  
Case No. 2012-00520  
Response to PSC DR1, Item 31

Account	Description	Doc Type	Document Number	Posting Date	Amount
50510000	PBOP Expense	CF	9300002956	10/31/2012	(135.85)
50510000	PBOP Expense	CF	9300002958	10/31/2012	(301.78)
50510000	PBOP Expense	CF	9300002958	10/31/2012	301.78
50510000	PBOP Expense	CF	9300002990	10/31/2012	2,446.37
50510000	PBOP Expense	CF	9300002990	10/31/2012	(2,446.37)
50510000	PBOP Expense	CF	9300002991	10/31/2012	273.75
50510000	PBOP Expense	CF	9300002991	10/31/2012	(273.75)
50510000	PBOP Expense	CF	9300002992	10/31/2012	16,890.29
50510000	PBOP Expense	CF	9300002992	10/31/2012	(16,890.29)
50510000	PBOP Expense	CF	9300002993	10/31/2012	77.70
50510000	PBOP Expense	CF	9300002993	10/31/2012	(77.70)
50510000	PBOP Expense	CF	9300002994	10/31/2012	166.00
50510000	PBOP Expense	CF	9300002994	10/31/2012	(166.00)
50510000	PBOP Expense	CF	9300002995	10/31/2012	3,016.65
50510000	PBOP Expense	CF	9300002995	10/31/2012	(3,016.65)
50510000	PBOP Expense	CF	9300002996	10/31/2012	3,490.31
50510000	PBOP Expense	CF	9300002996	10/31/2012	(3,490.31)
50510000	PBOP Expense	CF	9300002997	10/31/2012	476.60
50510000	PBOP Expense	CF	9300002997	10/31/2012	(476.60)
50510000	PBOP Expense	CF	9300002998	10/31/2012	13,785.97
50510000	PBOP Expense	CF	9300002998	10/31/2012	(13,785.97)
50510000	PBOP Expense	CF	9300002999	10/31/2012	337.11
50510000	PBOP Expense	CF	9300002999	10/31/2012	(337.11)
50510000	PBOP Expense	CF	9300003000	10/31/2012	1,027.78
50510000	PBOP Expense	CF	9300003000	10/31/2012	(1,027.78)
50510000	PBOP Expense	CF	9300003001	10/31/2012	331.11
50510000	PBOP Expense	CF	9300003001	10/31/2012	(331.11)
50510000	PBOP Expense	CF	9300003002	10/31/2012	596.61
50510000	PBOP Expense	CF	9300003002	10/31/2012	(596.61)
50510000	PBOP Expense	CF	9300003003	10/31/2012	7,343.17
50510000	PBOP Expense	CF	9300003003	10/31/2012	(7,343.17)
50510000	PBOP Expense	CF	9300003004	10/31/2012	52.74
50510000	PBOP Expense	CF	9300003004	10/31/2012	(52.74)
50510000	PBOP Expense	CF	9300003005	10/31/2012	51.76
50510000	PBOP Expense	CF	9300003005	10/31/2012	(51.76)
50510000	PBOP Expense	CF	9300003006	10/31/2012	3,172.96
50510000	PBOP Expense	CF	9300003006	10/31/2012	(3,172.96)
50510000	PBOP Expense	CF	9300003007	10/31/2012	2,528.12
50510000	PBOP Expense	CF	9300003007	10/31/2012	(2,528.12)
50510000	PBOP Expense	CF	9300003008	10/31/2012	773.42
50510000	PBOP Expense	CF	9300003008	10/31/2012	(773.42)
50510000	PBOP Expense	CF	9300003009	10/31/2012	487.67
50510000	PBOP Expense	CF	9300003009	10/31/2012	(487.67)
50510000	PBOP Expense	CF	9300003010	10/31/2012	1,976.50
50510000	PBOP Expense	CF	9300003010	10/31/2012	(1,976.50)
50510000	PBOP Expense	CF	9300003011	10/31/2012	1,359.94
50510000	PBOP Expense	CF	9300003011	10/31/2012	(1,359.94)
50510000	PBOP Expense	CF	9300003012	10/31/2012	80.85
50510000	PBOP Expense	CF	9300003012	10/31/2012	(80.85)
50510000	PBOP Expense	CF	9300003013	10/31/2012	5,036.92
50510000	PBOP Expense	CF	9300003013	10/31/2012	(5,036.92)
50510000	PBOP Expense	CF	9300003014	10/31/2012	2,741.51
50510000	PBOP Expense	CF	9300003014	10/31/2012	(2,741.51)
50510000	PBOP Expense	CF	9300003015	10/31/2012	628.86
50510000	PBOP Expense	CF	9300003015	10/31/2012	(628.86)
50510000	PBOP Expense	CF	9300003016	10/31/2012	292.26
50510000	PBOP Expense	CF	9300003016	10/31/2012	(292.26)
50510000	PBOP Expense	CF	9300003017	10/31/2012	504.20
50510000	PBOP Expense	CF	9300003017	10/31/2012	(504.20)
50510000	PBOP Expense	CF	9300003018	10/31/2012	711.94
50510000	PBOP Expense	CF	9300003018	10/31/2012	(711.94)
50510000	PBOP Expense	CF	9300003019	10/31/2012	460.14
50510000	PBOP Expense	CF	9300003019	10/31/2012	(460.14)
50510000	PBOP Expense	CF	9300003020	10/31/2012	3,149.35
50510000	PBOP Expense	CF	9300003020	10/31/2012	(3,149.35)
50510000	PBOP Expense	CF	9300003021	10/31/2012	621.82
50510000	PBOP Expense	CF	9300003021	10/31/2012	(621.82)
50510000	PBOP Expense	CF	9300003022	10/31/2012	2,210.57
50510000	PBOP Expense	CF	9300003022	10/31/2012	(2,210.57)
50510000	PBOP Expense	CF	9300003023	10/31/2012	3,585.20
50510000	PBOP Expense	CF	9300003023	10/31/2012	(3,585.20)
50510000	PBOP Expense	CF	9300003024	10/31/2012	61.42
50510000	PBOP Expense	CF	9300003024	10/31/2012	(61.42)
50510000	PBOP Expense	CF	9300003025	10/31/2012	30.73
50510000	PBOP Expense	CF	9300003025	10/31/2012	(30.73)
50510000	PBOP Expense	CF	9300003026	10/31/2012	512.93
50510000	PBOP Expense	CF	9300003026	10/31/2012	(512.93)

Kentucky American Water Company  
Case No. 2012-00520  
Response to PSC DR1, Item 31

Account	Description	Doc Type	Document Number	Posting Date	Amount
50510000	PBOP Expense	CF	9300003027	10/31/2012	243.41
50510000	PBOP Expense	CF	9300003027	10/31/2012	(243.41)
50510000	PBOP Expense	CF	9300003028	10/31/2012	68.74
50510000	PBOP Expense	CF	9300003028	10/31/2012	(68.74)
50510000	PBOP Expense	CF	9300003029	10/31/2012	81.89
50510000	PBOP Expense	CF	9300003029	10/31/2012	(81.89)
50510000	PBOP Expense	CF	9300003030	10/31/2012	71.65
50510000	PBOP Expense	CF	9300003030	10/31/2012	(71.65)
50510000	PBOP Expense	CF	9300003031	10/31/2012	122.04
50510000	PBOP Expense	CF	9300003031	10/31/2012	(122.04)
50510000	PBOP Expense	CF	9300003032	10/31/2012	401.78
50510000	PBOP Expense	CF	9300003032	10/31/2012	(401.78)
50510000	PBOP Expense	CF	9300003033	10/31/2012	150.67
50510000	PBOP Expense	CF	9300003033	10/31/2012	(150.67)
50510000	PBOP Expense	CF	9300003034	10/31/2012	12.48
50510000	PBOP Expense	CF	9300003034	10/31/2012	(12.48)
50510000	PBOP Expense	CF	9300003035	10/31/2012	176.93
50510000	PBOP Expense	CF	9300003035	10/31/2012	(176.93)
50510000	PBOP Expense	CF	9300003036	10/31/2012	23.05
50510000	PBOP Expense	CF	9300003036	10/31/2012	(23.05)
50510000	PBOP Expense	CF	9300003037	10/31/2012	(17.12)
50510000	PBOP Expense	CF	9300003037	10/31/2012	17.12
50510000	PBOP Expense	CF	9300003038	10/31/2012	81.16
50510000	PBOP Expense	CF	9300003038	10/31/2012	(81.16)
50510000	PBOP Expense	CF	9300003039	10/31/2012	163.26
50510000	PBOP Expense	CF	9300003039	10/31/2012	(163.26)
50510000	PBOP Expense	CF	9300003040	10/31/2012	290.28
50510000	PBOP Expense	CF	9300003040	10/31/2012	(290.28)
50510000	PBOP Expense	CF	9300003041	10/31/2012	358.75
50510000	PBOP Expense	CF	9300003041	10/31/2012	(358.75)
50510000	PBOP Expense	CF	9300003042	10/31/2012	1,176.14
50510000	PBOP Expense	CF	9300003042	10/31/2012	(1,176.14)
50510000	PBOP Expense	CF	9300003043	10/31/2012	15.13
50510000	PBOP Expense	CF	9300003043	10/31/2012	(15.13)
50510000	PBOP Expense	CF	9300003044	10/31/2012	318.81
50510000	PBOP Expense	CF	9300003044	10/31/2012	(318.81)
50510000	PBOP Expense	CF	9300003045	10/31/2012	58.55
50510000	PBOP Expense	CF	9300003045	10/31/2012	(58.55)
50510000	PBOP Expense	CF	9300003046	10/31/2012	312.26
50510000	PBOP Expense	CF	9300003046	10/31/2012	(312.26)
50510000	PBOP Expense	CF	9300003047	10/31/2012	1,699.27
50510000	PBOP Expense	CF	9300003047	10/31/2012	(1,699.27)
50510000	PBOP Expense	CF	9300003048	10/31/2012	22.70
50510000	PBOP Expense	CF	9300003048	10/31/2012	(22.70)
50510000	PBOP Expense	CF	9300003049	10/31/2012	742.96
50510000	PBOP Expense	CF	9300003049	10/31/2012	(742.96)
50510000	PBOP Expense	CF	9300003050	10/31/2012	18.10
50510000	PBOP Expense	CF	9300003050	10/31/2012	(18.10)
50510000	PBOP Expense	CF	9300003051	10/31/2012	242.21
50510000	PBOP Expense	CF	9300003051	10/31/2012	(242.21)
50510000	PBOP Expense	CF	9300003052	10/31/2012	719.87
50510000	PBOP Expense	CF	9300003052	10/31/2012	(719.87)
50510000	PBOP Expense	CF	9300003053	10/31/2012	39.13
50510000	PBOP Expense	CF	9300003053	10/31/2012	(39.13)
50510000	PBOP Expense	CF	9300003054	10/31/2012	48.11
50510000	PBOP Expense	CF	9300003054	10/31/2012	(48.11)
50510000	PBOP Expense	CF	9300003055	10/31/2012	30.70
50510000	PBOP Expense	CF	9300003055	10/31/2012	(30.70)
50510000	PBOP Expense	CF	9300003056	10/31/2012	301.33
50510000	PBOP Expense	CF	9300003056	10/31/2012	(301.33)
50510000	PBOP Expense	CF	9300003057	10/31/2012	83.92
50510000	PBOP Expense	CF	9300003057	10/31/2012	(83.92)
50510000	PBOP Expense	CF	9300003058	10/31/2012	13.02
50510000	PBOP Expense	CF	9300003058	10/31/2012	(13.02)
50510000	PBOP Expense	CF	9300003059	10/31/2012	333.03
50510000	PBOP Expense	CF	9300003059	10/31/2012	(333.03)
50510000	PBOP Expense	CF	9300003060	10/31/2012	52.11
50510000	PBOP Expense	CF	9300003060	10/31/2012	(52.11)
50510000	PBOP Expense	CF	9300003065	10/31/2012	(2,446.37)
50510000	PBOP Expense	CF	9300003065	10/31/2012	2,446.37
50510000	PBOP Expense	CF	9300003067	10/31/2012	(77.70)
50510000	PBOP Expense	CF	9300003067	10/31/2012	77.70
50510000	PBOP Expense	CF	9300003069	10/31/2012	(166.00)
50510000	PBOP Expense	CF	9300003069	10/31/2012	166.00
50510000	PBOP Expense	CF	9300003072	10/31/2012	(5,036.92)
50510000	PBOP Expense	CF	9300003072	10/31/2012	5,036.92
50510000	PBOP Expense	CF	9300003079	10/31/2012	(773.42)

Kentucky American Water Company  
Case No. 2012-00520  
Response to PSC DR1, Item 31

Account	Description	Doc Type	Document Number	Posting Date	Amount
50510000	PBOP Expense	CF	9300003079	10/31/2012	773.42
50510000	PBOP Expense	CF	9300003081	10/31/2012	(1,976.50)
50510000	PBOP Expense	CF	9300003081	10/31/2012	1,976.50
50510000	PBOP Expense	CF	9300003086	10/31/2012	(3,016.65)
50510000	PBOP Expense	CF	9300003086	10/31/2012	3,016.65
50510000	PBOP Expense	CF	9300003090	10/31/2012	(476.60)
50510000	PBOP Expense	CF	9300003090	10/31/2012	476.60
50510000	PBOP Expense	CF	9300003096	10/31/2012	(331.11)
50510000	PBOP Expense	CF	9300003096	10/31/2012	331.11
50510000	PBOP Expense	CF	9300003098	10/31/2012	(621.82)
50510000	PBOP Expense	CF	9300003098	10/31/2012	621.82
50510000	PBOP Expense	CF	9300003101	10/31/2012	(80.85)
50510000	PBOP Expense	CF	9300003101	10/31/2012	80.85
50510000	PBOP Expense	CF	9300003103	10/31/2012	(2,741.51)
50510000	PBOP Expense	CF	9300003103	10/31/2012	2,741.51
50510000	PBOP Expense	CF	9300003107	10/31/2012	(7,343.17)
50510000	PBOP Expense	CF	9300003107	10/31/2012	7,343.17
50510000	PBOP Expense	CF	9300003110	10/31/2012	(504.20)
50510000	PBOP Expense	CF	9300003110	10/31/2012	504.20
50510000	PBOP Expense	CF	9300003112	10/31/2012	(52.74)
50510000	PBOP Expense	CF	9300003112	10/31/2012	52.74
50510000	PBOP Expense	CF	9300003117	10/31/2012	(3,172.96)
50510000	PBOP Expense	CF	9300003117	10/31/2012	3,172.96
50510000	PBOP Expense	CF	9300003121	10/31/2012	(1,359.94)
50510000	PBOP Expense	CF	9300003121	10/31/2012	1,359.94
50510000	PBOP Expense	CF	9300003124	10/31/2012	(3,490.31)
50510000	PBOP Expense	CF	9300003124	10/31/2012	3,490.31
50510000	PBOP Expense	CF	9300003127	10/31/2012	(596.61)
50510000	PBOP Expense	CF	9300003127	10/31/2012	596.61
50510000	PBOP Expense	CF	9300003129	10/31/2012	(711.94)
50510000	PBOP Expense	CF	9300003129	10/31/2012	711.94
50510000	PBOP Expense	CF	9300003131	10/31/2012	(3,149.35)
50510000	PBOP Expense	CF	9300003131	10/31/2012	3,149.35
50510000	PBOP Expense	CF	9300003135	10/31/2012	(16,890.29)
50510000	PBOP Expense	CF	9300003135	10/31/2012	16,890.29
50510000	PBOP Expense	CF	9300003137	10/31/2012	(2,528.12)
50510000	PBOP Expense	CF	9300003137	10/31/2012	2,528.12
50510000	PBOP Expense	CF	9300003139	10/31/2012	(292.26)
50510000	PBOP Expense	CF	9300003139	10/31/2012	292.26
50510000	PBOP Expense	CF	9300003141	10/31/2012	(460.14)
50510000	PBOP Expense	CF	9300003141	10/31/2012	460.14
50510000	PBOP Expense	CF	9300003143	10/31/2012	(51.76)
50510000	PBOP Expense	CF	9300003143	10/31/2012	51.76
50510000	PBOP Expense	CF	9300003146	10/31/2012	(337.11)
50510000	PBOP Expense	CF	9300003146	10/31/2012	337.11
50510000	PBOP Expense	CF	9300003148	10/31/2012	(487.67)
50510000	PBOP Expense	CF	9300003148	10/31/2012	487.67
50510000	PBOP Expense	CF	9300003150	10/31/2012	(273.75)
50510000	PBOP Expense	CF	9300003150	10/31/2012	273.75
50510000	PBOP Expense	CF	9300003152	10/31/2012	(13,785.97)
50510000	PBOP Expense	CF	9300003152	10/31/2012	13,785.97
50510000	PBOP Expense	CF	9300003154	10/31/2012	(1,027.78)
50510000	PBOP Expense	CF	9300003154	10/31/2012	1,027.78
50510000	PBOP Expense	CF	9300003158	10/31/2012	(628.86)
50510000	PBOP Expense	CF	9300003158	10/31/2012	628.86
50510000	PBOP Expense	CF	9300003160	10/31/2012	(2,210.57)
50510000	PBOP Expense	CF	9300003160	10/31/2012	2,210.57
50510000	PBOP Expense	CF	9300003175	10/31/2012	3,841.00
50510000	PBOP Expense	CF	9300003175	10/31/2012	(3,841.00)
50510000	PBOP Expense	CF	9300003276	10/31/2012	(102.70)
50510000	PBOP Expense	CF	9300003276	10/31/2012	102.70
50510000	PBOP Expense	CF	9300003277	10/31/2012	(13.27)
50510000	PBOP Expense	CF	9300003277	10/31/2012	13.27
50510000	PBOP Expense	CF	9300003278	10/31/2012	(721.39)
50510000	PBOP Expense	CF	9300003278	10/31/2012	721.39
50510000	PBOP Expense	CF	9300003279	10/31/2012	(3.34)
50510000	PBOP Expense	CF	9300003279	10/31/2012	3.34
50510000	PBOP Expense	CF	9300003280	10/31/2012	(10.59)
50510000	PBOP Expense	CF	9300003280	10/31/2012	10.59
50510000	PBOP Expense	CF	9300003281	10/31/2012	(144.92)
50510000	PBOP Expense	CF	9300003281	10/31/2012	144.92
50510000	PBOP Expense	CF	9300003282	10/31/2012	(186.79)
50510000	PBOP Expense	CF	9300003282	10/31/2012	186.79
50510000	PBOP Expense	CF	9300003283	10/31/2012	(11.29)
50510000	PBOP Expense	CF	9300003283	10/31/2012	11.29
50510000	PBOP Expense	CF	9300003284	10/31/2012	(429.23)
50510000	PBOP Expense	CF	9300003284	10/31/2012	429.23

Kentucky American Water Company  
Case No. 2012-00520  
Response to PSC DR1, Item 31

Account	Description	Doc Type	Document Number	Posting Date	Amount
50510000	PBOP Expense	CF	9300003285	10/31/2012	(20.33)
50510000	PBOP Expense	CF	9300003285	10/31/2012	20.33
50510000	PBOP Expense	CF	9300003286	10/31/2012	(42.55)
50510000	PBOP Expense	CF	9300003286	10/31/2012	42.55
50510000	PBOP Expense	CF	9300003287	10/31/2012	(18.18)
50510000	PBOP Expense	CF	9300003287	10/31/2012	18.18
50510000	PBOP Expense	CF	9300003288	10/31/2012	(35.26)
50510000	PBOP Expense	CF	9300003288	10/31/2012	35.26
50510000	PBOP Expense	CF	9300003289	10/31/2012	(376.94)
50510000	PBOP Expense	CF	9300003289	10/31/2012	376.94
50510000	PBOP Expense	CF	9300003290	10/31/2012	(0.14)
50510000	PBOP Expense	CF	9300003290	10/31/2012	0.14
50510000	PBOP Expense	CF	9300003291	10/31/2012	(2.87)
50510000	PBOP Expense	CF	9300003291	10/31/2012	2.87
50510000	PBOP Expense	CF	9300003292	10/31/2012	(163.35)
50510000	PBOP Expense	CF	9300003292	10/31/2012	163.35
50510000	PBOP Expense	CF	9300003293	10/31/2012	(131.39)
50510000	PBOP Expense	CF	9300003293	10/31/2012	131.39
50510000	PBOP Expense	CF	9300003294	10/31/2012	(32.91)
50510000	PBOP Expense	CF	9300003294	10/31/2012	32.91
50510000	PBOP Expense	CF	9300003295	10/31/2012	(24.03)
50510000	PBOP Expense	CF	9300003295	10/31/2012	24.03
50510000	PBOP Expense	CF	9300003296	10/31/2012	(95.47)
50510000	PBOP Expense	CF	9300003296	10/31/2012	95.47
50510000	PBOP Expense	CF	9300003297	10/31/2012	(65.23)
50510000	PBOP Expense	CF	9300003297	10/31/2012	65.23
50510000	PBOP Expense	CF	9300003298	10/31/2012	(2.82)
50510000	PBOP Expense	CF	9300003298	10/31/2012	2.82
50510000	PBOP Expense	CF	9300003299	10/31/2012	(247.91)
50510000	PBOP Expense	CF	9300003299	10/31/2012	247.91
50510000	PBOP Expense	CF	9300003300	10/31/2012	(133.42)
50510000	PBOP Expense	CF	9300003300	10/31/2012	133.42
50510000	PBOP Expense	CF	9300003301	10/31/2012	(0.64)
50510000	PBOP Expense	CF	9300003301	10/31/2012	0.64
50510000	PBOP Expense	CF	9300003302	10/31/2012	(23.91)
50510000	PBOP Expense	CF	9300003302	10/31/2012	23.91
50510000	PBOP Expense	CF	9300003303	10/31/2012	(11.19)
50510000	PBOP Expense	CF	9300003303	10/31/2012	11.19
50510000	PBOP Expense	CF	9300003304	10/31/2012	0.91
50510000	PBOP Expense	CF	9300003304	10/31/2012	(0.91)
50510000	PBOP Expense	CF	9300003305	10/31/2012	0.15
50510000	PBOP Expense	CF	9300003305	10/31/2012	(0.15)
50510000	PBOP Expense	CF	9300003306	10/31/2012	(0.38)
50510000	PBOP Expense	CF	9300003306	10/31/2012	0.38
50510000	PBOP Expense	CF	9300003307	10/31/2012	(18.99)
50510000	PBOP Expense	CF	9300003307	10/31/2012	18.99
50510000	PBOP Expense	CF	9300003308	10/31/2012	(19.17)
50510000	PBOP Expense	CF	9300003308	10/31/2012	19.17
50510000	PBOP Expense	CF	9300003309	10/31/2012	1.82
50510000	PBOP Expense	CF	9300003309	10/31/2012	(1.82)
50510000	PBOP Expense	CF	9300003310	10/31/2012	(23.58)
50510000	PBOP Expense	CF	9300003310	10/31/2012	23.58
50510000	PBOP Expense	CF	9300003311	10/31/2012	(139.54)
50510000	PBOP Expense	CF	9300003311	10/31/2012	139.54
50510000	PBOP Expense	CF	9300003312	10/31/2012	(30.16)
50510000	PBOP Expense	CF	9300003312	10/31/2012	30.16
50510000	PBOP Expense	CF	9300003313	10/31/2012	(121.83)
50510000	PBOP Expense	CF	9300003313	10/31/2012	121.83
50510000	PBOP Expense	CF	9300003314	10/31/2012	(168.40)
50510000	PBOP Expense	CF	9300003314	10/31/2012	168.40
50510000	PBOP Expense	CF	9300003315	10/31/2012	(3.63)
50510000	PBOP Expense	CF	9300003315	10/31/2012	3.63
50510000	PBOP Expense	CF	9300003316	10/31/2012	(0.49)
50510000	PBOP Expense	CF	9300003316	10/31/2012	0.49
50510000	PBOP Expense	CF	9300003317	10/31/2012	1.50
50510000	PBOP Expense	CF	9300003317	10/31/2012	(1.50)
50510000	PBOP Expense	CF	9300003318	10/31/2012	2.75
50510000	PBOP Expense	CF	9300003318	10/31/2012	(2.75)
50510000	PBOP Expense	CF	9300003319	10/31/2012	3.56
50510000	PBOP Expense	CF	9300003319	10/31/2012	(3.56)
50510000	PBOP Expense	CF	9300003320	10/31/2012	10.33
50510000	PBOP Expense	CF	9300003320	10/31/2012	(10.33)
50510000	PBOP Expense	CF	9300003321	10/31/2012	(27.44)
50510000	PBOP Expense	CF	9300003321	10/31/2012	27.44
50510000	PBOP Expense	CF	9300003322	10/31/2012	(11.80)
50510000	PBOP Expense	CF	9300003322	10/31/2012	11.80
50510000	PBOP Expense	CF	9300003323	10/31/2012	6.25

Kentucky American Water Company  
Case No. 2012-00520  
Response to PSC DR1, Item 31

Account	Description	Doc Type	Document Number	Posting Date	Amount
50510000	PBOP Expense	CF	9300003323	10/31/2012	(6.25)
50510000	PBOP Expense	CF	9300003324	10/31/2012	(16.38)
50510000	PBOP Expense	CF	9300003324	10/31/2012	16.38
50510000	PBOP Expense	CF	9300003325	10/31/2012	(3.97)
50510000	PBOP Expense	CF	9300003325	10/31/2012	3.97
50510000	PBOP Expense	CF	9300003326	10/31/2012	1.22
50510000	PBOP Expense	CF	9300003326	10/31/2012	(1.22)
50510000	PBOP Expense	CF	9300003327	10/31/2012	3.17
50510000	PBOP Expense	CF	9300003327	10/31/2012	(3.17)
50510000	PBOP Expense	CF	9300003328	10/31/2012	(3.47)
50510000	PBOP Expense	CF	9300003328	10/31/2012	3.47
50510000	PBOP Expense	CF	9300003329	10/31/2012	1.86
50510000	PBOP Expense	CF	9300003329	10/31/2012	(1.86)
50510000	PBOP Expense	CF	9300003330	10/31/2012	(5.91)
50510000	PBOP Expense	CF	9300003330	10/31/2012	5.91
50510000	PBOP Expense	CF	9300003331	10/31/2012	(22.66)
50510000	PBOP Expense	CF	9300003331	10/31/2012	22.66
50510000	PBOP Expense	CF	9300003332	10/31/2012	(9.43)
50510000	PBOP Expense	CF	9300003332	10/31/2012	9.43
50510000	PBOP Expense	CF	9300003333	10/31/2012	4.23
50510000	PBOP Expense	CF	9300003333	10/31/2012	(4.23)
50510000	PBOP Expense	CF	9300003334	10/31/2012	(0.61)
50510000	PBOP Expense	CF	9300003334	10/31/2012	0.61
50510000	PBOP Expense	CF	9300003335	10/31/2012	3.90
50510000	PBOP Expense	CF	9300003335	10/31/2012	(3.90)
50510000	PBOP Expense	CF	9300003336	10/31/2012	(1.12)
50510000	PBOP Expense	CF	9300003336	10/31/2012	1.12
50510000	PBOP Expense	CF	9300003337	10/31/2012	0.83
50510000	PBOP Expense	CF	9300003337	10/31/2012	(0.83)
50510000	PBOP Expense	CF	9300003338	10/31/2012	10.94
50510000	PBOP Expense	CF	9300003338	10/31/2012	(10.94)
50510000	PBOP Expense	CF	9300003339	10/31/2012	(16.32)
50510000	PBOP Expense	CF	9300003339	10/31/2012	16.32
50510000	PBOP Expense	CF	9300003340	10/31/2012	(8.56)
50510000	PBOP Expense	CF	9300003340	10/31/2012	8.56
50510000	PBOP Expense	CF	9300003341	10/31/2012	0.65
50510000	PBOP Expense	CF	9300003341	10/31/2012	(0.65)
50510000	PBOP Expense	CF	9300003342	10/31/2012	(2.43)
50510000	PBOP Expense	CF	9300003342	10/31/2012	2.43
50510000	PBOP Expense	CF	9300003343	10/31/2012	3.10
50510000	PBOP Expense	CF	9300003343	10/31/2012	(3.10)
50510000	PBOP Expense	CF	9300003344	10/31/2012	(7.49)
50510000	PBOP Expense	CF	9300003344	10/31/2012	7.49
50510000	PBOP Expense	CF	9300003345	10/31/2012	(16.48)
50510000	PBOP Expense	CF	9300003345	10/31/2012	16.48
50510000	PBOP Expense	CF	9300003346	10/31/2012	(63.55)
50510000	PBOP Expense	CF	9300003346	10/31/2012	63.55
50510000	PBOP Expense	CF	9300003347	10/31/2012	(0.73)
50510000	PBOP Expense	CF	9300003347	10/31/2012	0.73
50510000	PBOP Expense	CF	9300003348	10/31/2012	(17.44)
50510000	PBOP Expense	CF	9300003348	10/31/2012	17.44
50510000	PBOP Expense	CF	9300003349	10/31/2012	(4.18)
50510000	PBOP Expense	CF	9300003349	10/31/2012	4.18
50510000	PBOP Expense	CF	9300003350	10/31/2012	3.76
50510000	PBOP Expense	CF	9300003350	10/31/2012	(3.76)
50510000	PBOP Expense	CF	9300003351	10/31/2012	(96.31)
50510000	PBOP Expense	CF	9300003351	10/31/2012	96.31
50510000	PBOP Expense	CF	9300003352	10/31/2012	(0.31)
50510000	PBOP Expense	CF	9300003352	10/31/2012	0.31
50510000	PBOP Expense	CF	9300003353	10/31/2012	(1.10)
50510000	PBOP Expense	CF	9300003353	10/31/2012	1.10
50510000	PBOP Expense	CF	9300003354	10/31/2012	(40.16)
50510000	PBOP Expense	CF	9300003354	10/31/2012	40.16
50510000	PBOP Expense	CF	9300003355	10/31/2012	(0.23)
50510000	PBOP Expense	CF	9300003355	10/31/2012	0.23
50510000	PBOP Expense	CF	9300003356	10/31/2012	(0.88)
50510000	PBOP Expense	CF	9300003356	10/31/2012	0.88
50510000	PBOP Expense	CF	9300003357	10/31/2012	(10.47)
50510000	PBOP Expense	CF	9300003357	10/31/2012	10.47
50510000	PBOP Expense	CF	9300003358	10/31/2012	(21.96)
50510000	PBOP Expense	CF	9300003358	10/31/2012	21.96
50510000	PBOP Expense	CF	9300003359	10/31/2012	(2.52)
50510000	PBOP Expense	CF	9300003359	10/31/2012	2.52
50510000	PBOP Expense	CF	9300003360	10/31/2012	(2.33)
50510000	PBOP Expense	CF	9300003360	10/31/2012	2.33
50510000	PBOP Expense	CF	9300003361	10/31/2012	(4.51)
50510000	PBOP Expense	CF	9300003361	10/31/2012	4.51



Kentucky American Water Company  
Case No. 2012-00520  
Response to PSC DR1, Item 31

Account	Description	Doc Type	Document Number	Posting Date	Amount
50510000	PBOP Expense	CF	9300003362	10/31/2012	(22.02)
50510000	PBOP Expense	CF	9300003362	10/31/2012	22.02
50510000	PBOP Expense	CF	9300003363	10/31/2012	8.76
50510000	PBOP Expense	CF	9300003363	10/31/2012	(8.76)
50510000	PBOP Expense	CF	9300003364	10/31/2012	(3.25)
50510000	PBOP Expense	CF	9300003364	10/31/2012	3.25
50510000	PBOP Expense	CF	9300003365	10/31/2012	(0.35)
50510000	PBOP Expense	CF	9300003365	10/31/2012	0.35
50510000	PBOP Expense	CF	9300003366	10/31/2012	(1.10)
50510000	PBOP Expense	CF	9300003366	10/31/2012	1.10
50510000	PBOP Expense	CF	9300003367	10/31/2012	(13.59)
50510000	PBOP Expense	CF	9300003367	10/31/2012	13.59
50510000	PBOP Expense	CF	9300003368	10/31/2012	(2.52)
50510000	PBOP Expense	CF	9300003368	10/31/2012	2.52
50510000	PBOP Expense	CF	9300003372	10/31/2012	102.70
50510000	PBOP Expense	CF	9300003372	10/31/2012	(102.70)
50510000	PBOP Expense	CF	9300003373	10/31/2012	3.34
50510000	PBOP Expense	CF	9300003373	10/31/2012	(3.34)
50510000	PBOP Expense	CF	9300003374	10/31/2012	10.59
50510000	PBOP Expense	CF	9300003374	10/31/2012	(10.59)
50510000	PBOP Expense	CF	9300003378	10/31/2012	607.51
50510000	PBOP Expense	CF	9300003378	10/31/2012	(607.51)
50510000	PBOP Expense	CF	9300003381	10/31/2012	32.91
50510000	PBOP Expense	CF	9300003381	10/31/2012	(32.91)
50510000	PBOP Expense	CF	9300003383	10/31/2012	95.47
50510000	PBOP Expense	CF	9300003383	10/31/2012	(95.47)
50510000	PBOP Expense	CF	9300003384	10/31/2012	(1.82)
50510000	PBOP Expense	CF	9300003384	10/31/2012	1.82
50510000	PBOP Expense	CF	9300003387	10/31/2012	144.92
50510000	PBOP Expense	CF	9300003387	10/31/2012	(144.92)
50510000	PBOP Expense	CF	9300003390	10/31/2012	11.29
50510000	PBOP Expense	CF	9300003390	10/31/2012	(11.29)
50510000	PBOP Expense	CF	9300003392	10/31/2012	0.64
50510000	PBOP Expense	CF	9300003392	10/31/2012	(0.64)
50510000	PBOP Expense	CF	9300003395	10/31/2012	18.18
50510000	PBOP Expense	CF	9300003395	10/31/2012	(18.18)
50510000	PBOP Expense	CF	9300003396	10/31/2012	30.16
50510000	PBOP Expense	CF	9300003396	10/31/2012	(30.16)
50510000	PBOP Expense	CF	9300003399	10/31/2012	2.82
50510000	PBOP Expense	CF	9300003399	10/31/2012	(2.82)
50510000	PBOP Expense	CF	9300003400	10/31/2012	133.42
50510000	PBOP Expense	CF	9300003400	10/31/2012	(133.42)
50510000	PBOP Expense	CF	9300003402	10/31/2012	376.94
50510000	PBOP Expense	CF	9300003402	10/31/2012	(376.94)
50510000	PBOP Expense	CF	9300003403	10/31/2012	(0.15)
50510000	PBOP Expense	CF	9300003403	10/31/2012	0.15
50510000	PBOP Expense	CF	9300003404	10/31/2012	0.38
50510000	PBOP Expense	CF	9300003404	10/31/2012	(0.38)
50510000	PBOP Expense	CF	9300003405	10/31/2012	18.99
50510000	PBOP Expense	CF	9300003405	10/31/2012	(18.99)
50510000	PBOP Expense	CF	9300003406	10/31/2012	0.14
50510000	PBOP Expense	CF	9300003406	10/31/2012	(0.14)
50510000	PBOP Expense	CF	9300003409	10/31/2012	163.35
50510000	PBOP Expense	CF	9300003409	10/31/2012	(163.35)
50510000	PBOP Expense	CF	9300003413	10/31/2012	65.23
50510000	PBOP Expense	CF	9300003413	10/31/2012	(65.23)
50510000	PBOP Expense	CF	9300003416	10/31/2012	186.79
50510000	PBOP Expense	CF	9300003416	10/31/2012	(186.79)
50510000	PBOP Expense	CF	9300003417	10/31/2012	35.26
50510000	PBOP Expense	CF	9300003417	10/31/2012	(35.26)
50510000	PBOP Expense	CF	9300003418	10/31/2012	19.17
50510000	PBOP Expense	CF	9300003418	10/31/2012	(19.17)
50510000	PBOP Expense	CF	9300003419	10/31/2012	139.54
50510000	PBOP Expense	CF	9300003419	10/31/2012	(139.54)
50510000	PBOP Expense	CF	9300003423	10/31/2012	721.39
50510000	PBOP Expense	CF	9300003423	10/31/2012	(721.39)
50510000	PBOP Expense	CF	9300003424	10/31/2012	131.39
50510000	PBOP Expense	CF	9300003424	10/31/2012	(131.39)
50510000	PBOP Expense	CF	9300003425	10/31/2012	11.19
50510000	PBOP Expense	CF	9300003425	10/31/2012	(11.19)
50510000	PBOP Expense	CF	9300003426	10/31/2012	(0.91)
50510000	PBOP Expense	CF	9300003426	10/31/2012	0.91
50510000	PBOP Expense	CF	9300003427	10/31/2012	23.58
50510000	PBOP Expense	CF	9300003427	10/31/2012	(23.58)
50510000	PBOP Expense	CF	9300003429	10/31/2012	2.87
50510000	PBOP Expense	CF	9300003429	10/31/2012	(2.87)
50510000	PBOP Expense	CF	9300003431	10/31/2012	20.33

Kentucky American Water Company  
Case No. 2012-00520  
Response to PSC DR1, Item 31

Account	Description	Doc Type	Document Number	Posting Date	Amount
50510000	PBOP Expense	CF	9300003431	10/31/2012	(20.33)
50510000	PBOP Expense	CF	9300003433	10/31/2012	24.03
50510000	PBOP Expense	CF	9300003433	10/31/2012	(24.03)
50510000	PBOP Expense	CF	9300003434	10/31/2012	13.27
50510000	PBOP Expense	CF	9300003434	10/31/2012	(13.27)
50510000	PBOP Expense	CF	9300003436	10/31/2012	429.23
50510000	PBOP Expense	CF	9300003436	10/31/2012	(429.23)
50510000	PBOP Expense	CF	9300003437	10/31/2012	42.55
50510000	PBOP Expense	CF	9300003437	10/31/2012	(42.55)
50510000	PBOP Expense	CF	9300003439	10/31/2012	23.91
50510000	PBOP Expense	CF	9300003439	10/31/2012	(23.91)
50510000	PBOP Expense	CF	9300003440	10/31/2012	121.83
50510000	PBOP Expense	CF	9300003440	10/31/2012	(121.83)
50510100	PBOP Cap Credits	UT	9300002864	10/31/2012	73.73
50510100	PBOP Cap Credits	UT	9300003063	10/31/2012	(3,585.20)
50510100	PBOP Cap Credits	UT	9300003370	10/31/2012	168.40
50510100	PBOP Cap Credits	UT	9300002863	10/31/2012	(13.35)
50510100	PBOP Cap Credits	UT	9300003062	10/31/2012	(61.42)
50510100	PBOP Cap Credits	UT	9300003369	10/31/2012	3.63
50510100	PBOP Cap Credits	UZ	2000000365	10/31/2012	3.97
50510100	PBOP Cap Credits	UZ	2000000365	10/31/2012	16.38
50510100	PBOP Cap Credits	UZ	2000000364	10/31/2012	(6.25)
50510100	PBOP Cap Credits	UZ	2000000364	10/31/2012	11.80
50510100	PBOP Cap Credits	UZ	2000000364	10/31/2012	27.44
50510100	PBOP Cap Credits	UZ	2000000364	10/31/2012	(10.33)
50510100	PBOP Cap Credits	UZ	2000000364	10/31/2012	(3.56)
50510100	PBOP Cap Credits	UZ	2000000364	10/31/2012	(2.75)
50510100	PBOP Cap Credits	UZ	2000000364	10/31/2012	(1.50)
50510100	PBOP Cap Credits	UZ	2000000364	10/31/2012	0.49
50510100	PBOP Cap Credits	UZ	2000000365	10/31/2012	(3.17)
50510100	PBOP Cap Credits	UZ	2000000364	10/31/2012	(1.22)
50510100	PBOP Cap Credits	UZ	2000000364	10/31/2012	3.47
50510100	PBOP Cap Credits	UZ	2000000364	10/31/2012	(1.86)
50510100	PBOP Cap Credits	UZ	2000000365	10/31/2012	5.91
50510100	PBOP Cap Credits	UZ	2000000365	10/31/2012	0.61
50510100	PBOP Cap Credits	UZ	2000000364	10/31/2012	(4.23)
50510100	PBOP Cap Credits	UZ	2000000364	10/31/2012	9.43
50510100	PBOP Cap Credits	UZ	2000000365	10/31/2012	22.66
50510100	PBOP Cap Credits	UZ	2000000364	10/31/2012	(0.83)
50510100	PBOP Cap Credits	UZ	2000000365	10/31/2012	1.12
50510100	PBOP Cap Credits	UZ	2000000364	10/31/2012	(3.90)
50510100	PBOP Cap Credits	UZ	2000000364	10/31/2012	16.32
50510100	PBOP Cap Credits	UZ	2000000364	10/31/2012	(10.94)
50510100	PBOP Cap Credits	UZ	2000000365	10/31/2012	8.56
50510100	PBOP Cap Credits	UZ	2000000364	10/31/2012	7.49
50510100	PBOP Cap Credits	UZ	2000000364	10/31/2012	(3.10)
50510100	PBOP Cap Credits	UZ	2000000364	10/31/2012	2.43
50510100	PBOP Cap Credits	UZ	2000000364	10/31/2012	(0.65)
50510100	PBOP Cap Credits	UZ	2000000365	10/31/2012	16.48
50510100	PBOP Cap Credits	UZ	2000000364	10/31/2012	0.73
50510100	PBOP Cap Credits	UZ	2000000364	10/31/2012	63.55
50510100	PBOP Cap Credits	UZ	2000000365	10/31/2012	17.44
50510100	PBOP Cap Credits	UZ	2000000364	10/31/2012	0.23
50510100	PBOP Cap Credits	UZ	2000000364	10/31/2012	40.16
50510100	PBOP Cap Credits	UZ	2000000364	10/31/2012	1.10
50510100	PBOP Cap Credits	UZ	2000000364	10/31/2012	0.31
50510100	PBOP Cap Credits	UZ	2000000364	10/31/2012	96.31
50510100	PBOP Cap Credits	UZ	2000000365	10/31/2012	(3.76)
50510100	PBOP Cap Credits	UZ	2000000365	10/31/2012	4.18
50510100	PBOP Cap Credits	UZ	2000000364	10/31/2012	10.47
50510100	PBOP Cap Credits	UZ	2000000364	10/31/2012	0.88
50510100	PBOP Cap Credits	UZ	2000000364	10/31/2012	21.96
50510100	PBOP Cap Credits	UZ	2000000364	10/31/2012	2.33
50510100	PBOP Cap Credits	UZ	2000000364	10/31/2012	2.52
50510100	PBOP Cap Credits	UZ	2000000364	10/31/2012	4.51
50510100	PBOP Cap Credits	UZ	2000000365	10/31/2012	22.02
50510100	PBOP Cap Credits	UZ	2000000364	10/31/2012	(8.76)
50510100	PBOP Cap Credits	UZ	2000000365	10/31/2012	3.25
50510100	PBOP Cap Credits	UZ	2000000364	10/31/2012	0.35
50510100	PBOP Cap Credits	UZ	2000000364	10/31/2012	1.10
50510100	PBOP Cap Credits	UZ	2000000364	10/31/2012	13.59
50510100	PBOP Cap Credits	UZ	2000000364	10/31/2012	2.52
50550000	Group Insur Expense	SA	100001458	10/31/2012	535.31
50550000	Group Insur Expense	CF	9300002782	10/31/2012	2.54
50550000	Group Insur Expense	CF	9300002782	10/31/2012	(2.54)
50550000	Group Insur Expense	CF	9300002783	10/31/2012	26.92
50550000	Group Insur Expense	CF	9300002783	10/31/2012	(26.92)

Kentucky American Water Company  
Case No. 2012-00520  
Response to PSC DR1, Item 31

Account	Description	Doc Type	Document Number	Posting Date	Amount
50550000	Group Insur Expense	CF	9300002866	10/31/2012	(54.12)
50550000	Group Insur Expense	CF	9300002866	10/31/2012	54.12
50550000	Group Insur Expense	CF	9300002868	10/31/2012	5.51
50550000	Group Insur Expense	CF	9300002868	10/31/2012	(5.51)
50550000	Group Insur Expense	CF	9300002870	10/31/2012	(70.67)
50550000	Group Insur Expense	CF	9300002870	10/31/2012	70.67
50550000	Group Insur Expense	CF	9300002872	10/31/2012	1,585.34
50550000	Group Insur Expense	CF	9300002872	10/31/2012	(1,585.34)
50550000	Group Insur Expense	CF	9300002874	10/31/2012	(6.54)
50550000	Group Insur Expense	CF	9300002874	10/31/2012	6.54
50550000	Group Insur Expense	CF	9300002880	10/31/2012	117.76
50550000	Group Insur Expense	CF	9300002880	10/31/2012	(117.76)
50550000	Group Insur Expense	CF	9300002882	10/31/2012	62.50
50550000	Group Insur Expense	CF	9300002882	10/31/2012	(62.50)
50550000	Group Insur Expense	CF	9300002885	10/31/2012	54.02
50550000	Group Insur Expense	CF	9300002885	10/31/2012	(54.02)
50550000	Group Insur Expense	CF	9300002887	10/31/2012	(6.22)
50550000	Group Insur Expense	CF	9300002887	10/31/2012	6.22
50550000	Group Insur Expense	CF	9300002889	10/31/2012	282.16
50550000	Group Insur Expense	CF	9300002889	10/31/2012	(282.16)
50550000	Group Insur Expense	CF	9300002891	10/31/2012	(0.63)
50550000	Group Insur Expense	CF	9300002891	10/31/2012	0.63
50550000	Group Insur Expense	CF	9300002893	10/31/2012	(60.36)
50550000	Group Insur Expense	CF	9300002893	10/31/2012	60.36
50550000	Group Insur Expense	CF	9300002895	10/31/2012	17.17
50550000	Group Insur Expense	CF	9300002895	10/31/2012	(17.17)
50550000	Group Insur Expense	CF	9300002897	10/31/2012	(56.45)
50550000	Group Insur Expense	CF	9300002897	10/31/2012	56.45
50550000	Group Insur Expense	CF	9300002902	10/31/2012	(1,562.11)
50550000	Group Insur Expense	CF	9300002902	10/31/2012	1,562.11
50550000	Group Insur Expense	CF	9300002905	10/31/2012	2.63
50550000	Group Insur Expense	CF	9300002905	10/31/2012	(2.63)
50550000	Group Insur Expense	CF	9300002907	10/31/2012	(15.17)
50550000	Group Insur Expense	CF	9300002907	10/31/2012	15.17
50550000	Group Insur Expense	CF	9300002909	10/31/2012	(31.74)
50550000	Group Insur Expense	CF	9300002909	10/31/2012	31.74
50550000	Group Insur Expense	CF	9300002911	10/31/2012	41.38
50550000	Group Insur Expense	CF	9300002911	10/31/2012	(41.38)
50550000	Group Insur Expense	CF	9300002916	10/31/2012	(846.98)
50550000	Group Insur Expense	CF	9300002916	10/31/2012	846.98
50550000	Group Insur Expense	CF	9300002918	10/31/2012	28.22
50550000	Group Insur Expense	CF	9300002918	10/31/2012	(28.22)
50550000	Group Insur Expense	CF	9300002920	10/31/2012	(392.85)
50550000	Group Insur Expense	CF	9300002920	10/31/2012	392.85
50550000	Group Insur Expense	CF	9300002923	10/31/2012	(355.02)
50550000	Group Insur Expense	CF	9300002923	10/31/2012	355.02
50550000	Group Insur Expense	CF	9300002925	10/31/2012	167.45
50550000	Group Insur Expense	CF	9300002925	10/31/2012	(167.45)
50550000	Group Insur Expense	CF	9300002927	10/31/2012	44.34
50550000	Group Insur Expense	CF	9300002927	10/31/2012	(44.34)
50550000	Group Insur Expense	CF	9300002932	10/31/2012	534.52
50550000	Group Insur Expense	CF	9300002932	10/31/2012	(534.52)
50550000	Group Insur Expense	CF	9300002935	10/31/2012	(446.82)
50550000	Group Insur Expense	CF	9300002935	10/31/2012	446.82
50550000	Group Insur Expense	CF	9300002937	10/31/2012	(71.08)
50550000	Group Insur Expense	CF	9300002937	10/31/2012	71.08
50550000	Group Insur Expense	CF	9300002939	10/31/2012	15.15
50550000	Group Insur Expense	CF	9300002939	10/31/2012	(15.15)
50550000	Group Insur Expense	CF	9300002941	10/31/2012	(242.70)
50550000	Group Insur Expense	CF	9300002941	10/31/2012	242.70
50550000	Group Insur Expense	CF	9300002943	10/31/2012	(29.71)
50550000	Group Insur Expense	CF	9300002943	10/31/2012	29.71
50550000	Group Insur Expense	CF	9300002946	10/31/2012	(174.25)
50550000	Group Insur Expense	CF	9300002946	10/31/2012	174.25
50550000	Group Insur Expense	CF	9300002948	10/31/2012	(15.26)
50550000	Group Insur Expense	CF	9300002948	10/31/2012	15.26
50550000	Group Insur Expense	CF	9300002950	10/31/2012	1.75
50550000	Group Insur Expense	CF	9300002950	10/31/2012	(1.75)
50550000	Group Insur Expense	CF	9300002952	10/31/2012	2,253.40
50550000	Group Insur Expense	CF	9300002952	10/31/2012	(2,253.40)
50550000	Group Insur Expense	CF	9300002954	10/31/2012	246.21
50550000	Group Insur Expense	CF	9300002954	10/31/2012	(246.21)
50550000	Group Insur Expense	CF	9300002956	10/31/2012	235.48
50550000	Group Insur Expense	CF	9300002956	10/31/2012	(235.48)
50550000	Group Insur Expense	CF	9300002958	10/31/2012	(926.27)
50550000	Group Insur Expense	CF	9300002958	10/31/2012	926.27
50550000	Group Insur Expense	CF	9300002988	10/31/2012	(27.99)

Kentucky American Water Company  
Case No. 2012-00520  
Response to PSC DR1, Item 31

Account	Description	Doc Type	Document Number	Posting Date	Amount
50550000	Group Insur Expense	CF	9300002988	10/31/2012	27.99
50550000	Group Insur Expense	CF	9300002989	10/31/2012	(131.83)
50550000	Group Insur Expense	CF	9300002989	10/31/2012	131.83
50550000	Group Insur Expense	CF	9300003065	10/31/2012	(3,545.82)
50550000	Group Insur Expense	CF	9300003065	10/31/2012	3,545.82
50550000	Group Insur Expense	CF	9300003067	10/31/2012	(59.00)
50550000	Group Insur Expense	CF	9300003067	10/31/2012	59.00
50550000	Group Insur Expense	CF	9300003069	10/31/2012	(275.12)
50550000	Group Insur Expense	CF	9300003069	10/31/2012	275.12
50550000	Group Insur Expense	CF	9300003072	10/31/2012	(4,205.14)
50550000	Group Insur Expense	CF	9300003072	10/31/2012	4,205.14
50550000	Group Insur Expense	CF	9300003079	10/31/2012	(1,749.19)
50550000	Group Insur Expense	CF	9300003079	10/31/2012	1,749.19
50550000	Group Insur Expense	CF	9300003081	10/31/2012	(3,184.28)
50550000	Group Insur Expense	CF	9300003081	10/31/2012	3,184.28
50550000	Group Insur Expense	CF	9300003086	10/31/2012	(2,819.49)
50550000	Group Insur Expense	CF	9300003086	10/31/2012	2,819.49
50550000	Group Insur Expense	CF	9300003090	10/31/2012	(722.43)
50550000	Group Insur Expense	CF	9300003090	10/31/2012	722.43
50550000	Group Insur Expense	CF	9300003092	10/31/2012	(13.13)
50550000	Group Insur Expense	CF	9300003092	10/31/2012	13.13
50550000	Group Insur Expense	CF	9300003096	10/31/2012	(430.46)
50550000	Group Insur Expense	CF	9300003096	10/31/2012	430.46
50550000	Group Insur Expense	CF	9300003098	10/31/2012	(1,806.24)
50550000	Group Insur Expense	CF	9300003098	10/31/2012	1,806.24
50550000	Group Insur Expense	CF	9300003101	10/31/2012	(127.40)
50550000	Group Insur Expense	CF	9300003101	10/31/2012	127.40
50550000	Group Insur Expense	CF	9300003103	10/31/2012	(4,595.73)
50550000	Group Insur Expense	CF	9300003103	10/31/2012	4,595.73
50550000	Group Insur Expense	CF	9300003107	10/31/2012	(12,198.72)
50550000	Group Insur Expense	CF	9300003107	10/31/2012	12,198.72
50550000	Group Insur Expense	CF	9300003110	10/31/2012	(1,185.11)
50550000	Group Insur Expense	CF	9300003110	10/31/2012	1,185.11
50550000	Group Insur Expense	CF	9300003112	10/31/2012	(114.38)
50550000	Group Insur Expense	CF	9300003112	10/31/2012	114.38
50550000	Group Insur Expense	CF	9300003117	10/31/2012	(6,412.43)
50550000	Group Insur Expense	CF	9300003117	10/31/2012	6,412.43
50550000	Group Insur Expense	CF	9300003121	10/31/2012	(1,531.29)
50550000	Group Insur Expense	CF	9300003121	10/31/2012	1,531.29
50550000	Group Insur Expense	CF	9300003124	10/31/2012	(3,566.10)
50550000	Group Insur Expense	CF	9300003124	10/31/2012	3,566.10
50550000	Group Insur Expense	CF	9300003127	10/31/2012	(1,182.55)
50550000	Group Insur Expense	CF	9300003127	10/31/2012	1,182.55
50550000	Group Insur Expense	CF	9300003129	10/31/2012	(1,137.36)
50550000	Group Insur Expense	CF	9300003129	10/31/2012	1,137.36
50550000	Group Insur Expense	CF	9300003131	10/31/2012	(5,563.53)
50550000	Group Insur Expense	CF	9300003131	10/31/2012	5,563.53
50550000	Group Insur Expense	CF	9300003135	10/31/2012	(22,106.14)
50550000	Group Insur Expense	CF	9300003135	10/31/2012	22,106.14
50550000	Group Insur Expense	CF	9300003137	10/31/2012	(4,078.13)
50550000	Group Insur Expense	CF	9300003137	10/31/2012	4,078.13
50550000	Group Insur Expense	CF	9300003139	10/31/2012	(472.09)
50550000	Group Insur Expense	CF	9300003139	10/31/2012	472.09
50550000	Group Insur Expense	CF	9300003141	10/31/2012	(851.78)
50550000	Group Insur Expense	CF	9300003141	10/31/2012	851.78
50550000	Group Insur Expense	CF	9300003143	10/31/2012	(97.36)
50550000	Group Insur Expense	CF	9300003143	10/31/2012	97.36
50550000	Group Insur Expense	CF	9300003146	10/31/2012	(651.72)
50550000	Group Insur Expense	CF	9300003146	10/31/2012	651.72
50550000	Group Insur Expense	CF	9300003148	10/31/2012	(921.21)
50550000	Group Insur Expense	CF	9300003148	10/31/2012	921.21
50550000	Group Insur Expense	CF	9300003150	10/31/2012	(401.54)
50550000	Group Insur Expense	CF	9300003150	10/31/2012	401.54
50550000	Group Insur Expense	CF	9300003152	10/31/2012	(22,886.11)
50550000	Group Insur Expense	CF	9300003152	10/31/2012	22,886.11
50550000	Group Insur Expense	CF	9300003154	10/31/2012	(1,822.86)
50550000	Group Insur Expense	CF	9300003154	10/31/2012	1,822.86
50550000	Group Insur Expense	CF	9300003158	10/31/2012	(822.81)
50550000	Group Insur Expense	CF	9300003158	10/31/2012	822.81
50550000	Group Insur Expense	CF	9300003160	10/31/2012	(3,684.48)
50550000	Group Insur Expense	CF	9300003160	10/31/2012	3,684.48
50550000	Group Insur Expense	CF	9300003275	10/31/2012	(5.35)
50550000	Group Insur Expense	CF	9300003275	10/31/2012	5.35
50550000	Group Insur Expense	CF	9300003436	10/31/2012	(529.96)
50550000	Group Insur Expense	CF	9300003436	10/31/2012	529.96
50550100	Group Ins Cap Credits	UT	9300002864	10/31/2012	(196.81)
50550100	Group Ins Cap Credits	UT	9300003063	10/31/2012	(5,171.34)

Kentucky American Water Company  
Case No. 2012-00520  
Response to PSC DR1, Item 31

Account	Description	Doc Type	Document Number	Posting Date	Amount
50550100	Group Ins Cap Credits	UT	9300003370	10/31/2012	(5.35)
50550100	Group Ins Cap Credits	UT	9300002863	10/31/2012	(8.31)
50550100	Group Ins Cap Credits	UT	9300003062	10/31/2012	(38.10)
50610000	Pension Expense	SA	100001512	10/31/2012	101,561.08
50610000	Pension Expense	CF	9300002784	10/31/2012	(386.90)
50610000	Pension Expense	CF	9300002784	10/31/2012	386.90
50610000	Pension Expense	CF	9300002785	10/31/2012	(2,371.16)
50610000	Pension Expense	CF	9300002785	10/31/2012	2,371.16
50610000	Pension Expense	CF	9300002786	10/31/2012	(10.41)
50610000	Pension Expense	CF	9300002786	10/31/2012	10.41
50610000	Pension Expense	CF	9300002787	10/31/2012	61.82
50610000	Pension Expense	CF	9300002787	10/31/2012	(61.82)
50610000	Pension Expense	CF	9300002788	10/31/2012	(33.29)
50610000	Pension Expense	CF	9300002788	10/31/2012	33.29
50610000	Pension Expense	CF	9300002789	10/31/2012	425.61
50610000	Pension Expense	CF	9300002789	10/31/2012	(425.61)
50610000	Pension Expense	CF	9300002790	10/31/2012	(287.10)
50610000	Pension Expense	CF	9300002790	10/31/2012	287.10
50610000	Pension Expense	CF	9300002791	10/31/2012	(1,272.37)
50610000	Pension Expense	CF	9300002791	10/31/2012	1,272.37
50610000	Pension Expense	CF	9300002792	10/31/2012	96.65
50610000	Pension Expense	CF	9300002792	10/31/2012	(96.65)
50610000	Pension Expense	CF	9300002793	10/31/2012	(176.96)
50610000	Pension Expense	CF	9300002793	10/31/2012	176.96
50610000	Pension Expense	CF	9300002794	10/31/2012	51.52
50610000	Pension Expense	CF	9300002794	10/31/2012	(51.52)
50610000	Pension Expense	CF	9300002795	10/31/2012	153.64
50610000	Pension Expense	CF	9300002795	10/31/2012	(153.64)
50610000	Pension Expense	CF	9300002796	10/31/2012	506.05
50610000	Pension Expense	CF	9300002796	10/31/2012	(506.05)
50610000	Pension Expense	CF	9300002797	10/31/2012	(58.69)
50610000	Pension Expense	CF	9300002797	10/31/2012	58.69
50610000	Pension Expense	CF	9300002798	10/31/2012	8.58
50610000	Pension Expense	CF	9300002798	10/31/2012	(8.58)
50610000	Pension Expense	CF	9300002799	10/31/2012	230.33
50610000	Pension Expense	CF	9300002799	10/31/2012	(230.33)
50610000	Pension Expense	CF	9300002800	10/31/2012	213.44
50610000	Pension Expense	CF	9300002800	10/31/2012	(213.44)
50610000	Pension Expense	CF	9300002801	10/31/2012	(111.45)
50610000	Pension Expense	CF	9300002801	10/31/2012	111.45
50610000	Pension Expense	CF	9300002802	10/31/2012	9.24
50610000	Pension Expense	CF	9300002802	10/31/2012	(9.24)
50610000	Pension Expense	CF	9300002803	10/31/2012	(9.24)
50610000	Pension Expense	CF	9300002803	10/31/2012	9.24
50610000	Pension Expense	CF	9300002804	10/31/2012	(17.42)
50610000	Pension Expense	CF	9300002804	10/31/2012	17.42
50610000	Pension Expense	CF	9300002805	10/31/2012	(26.72)
50610000	Pension Expense	CF	9300002805	10/31/2012	26.72
50610000	Pension Expense	CF	9300002806	10/31/2012	88.68
50610000	Pension Expense	CF	9300002806	10/31/2012	(88.68)
50610000	Pension Expense	CF	9300002807	10/31/2012	11.58
50610000	Pension Expense	CF	9300002807	10/31/2012	(11.58)
50610000	Pension Expense	CF	9300002808	10/31/2012	15.38
50610000	Pension Expense	CF	9300002808	10/31/2012	(15.38)
50610000	Pension Expense	CF	9300002809	10/31/2012	(159.90)
50610000	Pension Expense	CF	9300002809	10/31/2012	159.90
50610000	Pension Expense	CF	9300002810	10/31/2012	(72.29)
50610000	Pension Expense	CF	9300002810	10/31/2012	72.29
50610000	Pension Expense	CF	9300002811	10/31/2012	(22.17)
50610000	Pension Expense	CF	9300002811	10/31/2012	22.17
50610000	Pension Expense	CF	9300002812	10/31/2012	(3.70)
50610000	Pension Expense	CF	9300002812	10/31/2012	3.70
50610000	Pension Expense	CF	9300002813	10/31/2012	9.24
50610000	Pension Expense	CF	9300002813	10/31/2012	(9.24)
50610000	Pension Expense	CF	9300002814	10/31/2012	(132.39)
50610000	Pension Expense	CF	9300002814	10/31/2012	132.39
50610000	Pension Expense	CF	9300002815	10/31/2012	(372.82)
50610000	Pension Expense	CF	9300002815	10/31/2012	372.82
50610000	Pension Expense	CF	9300002816	10/31/2012	(44.36)
50610000	Pension Expense	CF	9300002816	10/31/2012	44.36
50610000	Pension Expense	CF	9300002817	10/31/2012	30.75
50610000	Pension Expense	CF	9300002817	10/31/2012	(30.75)
50610000	Pension Expense	CF	9300002818	10/31/2012	(320.00)
50610000	Pension Expense	CF	9300002818	10/31/2012	320.00
50610000	Pension Expense	CF	9300002819	10/31/2012	355.21
50610000	Pension Expense	CF	9300002819	10/31/2012	(355.21)
50610000	Pension Expense	CF	9300002820	10/31/2012	(86.78)

Kentucky American Water Company  
Case No. 2012-00520  
Response to PSC DR1, Item 31

Account	Description	Doc Type	Document Number	Posting Date	Amount
50610000	Pension Expense	CF	9300002820	10/31/2012	86.78
50610000	Pension Expense	CF	9300002821	10/31/2012	15.72
50610000	Pension Expense	CF	9300002821	10/31/2012	(15.72)
50610000	Pension Expense	CF	9300002822	10/31/2012	12.05
50610000	Pension Expense	CF	9300002822	10/31/2012	(12.05)
50610000	Pension Expense	CF	9300002823	10/31/2012	(72.48)
50610000	Pension Expense	CF	9300002823	10/31/2012	72.48
50610000	Pension Expense	CF	9300002824	10/31/2012	(66.76)
50610000	Pension Expense	CF	9300002824	10/31/2012	66.76
50610000	Pension Expense	CF	9300002825	10/31/2012	(86.28)
50610000	Pension Expense	CF	9300002825	10/31/2012	86.28
50610000	Pension Expense	CF	9300002826	10/31/2012	(250.66)
50610000	Pension Expense	CF	9300002826	10/31/2012	250.66
50610000	Pension Expense	CF	9300002827	10/31/2012	62.17
50610000	Pension Expense	CF	9300002827	10/31/2012	(62.17)
50610000	Pension Expense	CF	9300002828	10/31/2012	(151.90)
50610000	Pension Expense	CF	9300002828	10/31/2012	151.90
50610000	Pension Expense	CF	9300002829	10/31/2012	316.62
50610000	Pension Expense	CF	9300002829	10/31/2012	(316.62)
50610000	Pension Expense	CF	9300002830	10/31/2012	(29.57)
50610000	Pension Expense	CF	9300002830	10/31/2012	29.57
50610000	Pension Expense	CF	9300002831	10/31/2012	(77.17)
50610000	Pension Expense	CF	9300002831	10/31/2012	77.17
50610000	Pension Expense	CF	9300002832	10/31/2012	45.06
50610000	Pension Expense	CF	9300002832	10/31/2012	(45.06)
50610000	Pension Expense	CF	9300002833	10/31/2012	77.11
50610000	Pension Expense	CF	9300002833	10/31/2012	(77.11)
50610000	Pension Expense	CF	9300002834	10/31/2012	51.40
50610000	Pension Expense	CF	9300002834	10/31/2012	(51.40)
50610000	Pension Expense	CF	9300002835	10/31/2012	(102.81)
50610000	Pension Expense	CF	9300002835	10/31/2012	102.81
50610000	Pension Expense	CF	9300002836	10/31/2012	(302.96)
50610000	Pension Expense	CF	9300002836	10/31/2012	302.96
50610000	Pension Expense	CF	9300002837	10/31/2012	(265.62)
50610000	Pension Expense	CF	9300002837	10/31/2012	265.62
50610000	Pension Expense	CF	9300002838	10/31/2012	300.58
50610000	Pension Expense	CF	9300002838	10/31/2012	(300.58)
50610000	Pension Expense	CF	9300002839	10/31/2012	15.49
50610000	Pension Expense	CF	9300002839	10/31/2012	(15.49)
50610000	Pension Expense	CF	9300002840	10/31/2012	(15.68)
50610000	Pension Expense	CF	9300002840	10/31/2012	15.68
50610000	Pension Expense	CF	9300002841	10/31/2012	58.87
50610000	Pension Expense	CF	9300002841	10/31/2012	(58.87)
50610000	Pension Expense	CF	9300002842	10/31/2012	(75.15)
50610000	Pension Expense	CF	9300002842	10/31/2012	75.15
50610000	Pension Expense	CF	9300002843	10/31/2012	(159.80)
50610000	Pension Expense	CF	9300002843	10/31/2012	159.80
50610000	Pension Expense	CF	9300002844	10/31/2012	(22.20)
50610000	Pension Expense	CF	9300002844	10/31/2012	22.20
50610000	Pension Expense	CF	9300002845	10/31/2012	158.22
50610000	Pension Expense	CF	9300002845	10/31/2012	(158.22)
50610000	Pension Expense	CF	9300002846	10/31/2012	48.06
50610000	Pension Expense	CF	9300002846	10/31/2012	(48.06)
50610000	Pension Expense	CF	9300002847	10/31/2012	32.41
50610000	Pension Expense	CF	9300002847	10/31/2012	(32.41)
50610000	Pension Expense	CF	9300002848	10/31/2012	(458.87)
50610000	Pension Expense	CF	9300002848	10/31/2012	458.87
50610000	Pension Expense	CF	9300002849	10/31/2012	337.40
50610000	Pension Expense	CF	9300002849	10/31/2012	(337.40)
50610000	Pension Expense	CF	9300002850	10/31/2012	7.57
50610000	Pension Expense	CF	9300002850	10/31/2012	(7.57)
50610000	Pension Expense	CF	9300002851	10/31/2012	100.20
50610000	Pension Expense	CF	9300002851	10/31/2012	(100.20)
50610000	Pension Expense	CF	9300002852	10/31/2012	5.68
50610000	Pension Expense	CF	9300002852	10/31/2012	(5.68)
50610000	Pension Expense	CF	9300002853	10/31/2012	(30.99)
50610000	Pension Expense	CF	9300002853	10/31/2012	30.99
50610000	Pension Expense	CF	9300002854	10/31/2012	(314.26)
50610000	Pension Expense	CF	9300002854	10/31/2012	314.26
50610000	Pension Expense	CF	9300002855	10/31/2012	15.02
50610000	Pension Expense	CF	9300002855	10/31/2012	(15.02)
50610000	Pension Expense	CF	9300002856	10/31/2012	73.34
50610000	Pension Expense	CF	9300002856	10/31/2012	(73.34)
50610000	Pension Expense	CF	9300002857	10/31/2012	179.92
50610000	Pension Expense	CF	9300002857	10/31/2012	(179.92)
50610000	Pension Expense	CF	9300002858	10/31/2012	(212.54)
50610000	Pension Expense	CF	9300002858	10/31/2012	212.54

Kentucky American Water Company  
Case No. 2012-00520  
Response to PSC DR1, Item 31

Account	Description	Doc Type	Document Number	Posting Date	Amount
50610000	Pension Expense	CF	9300002859	10/31/2012	(20.00)
50610000	Pension Expense	CF	9300002859	10/31/2012	20.00
50610000	Pension Expense	CF	9300002860	10/31/2012	(6.67)
50610000	Pension Expense	CF	9300002860	10/31/2012	6.67
50610000	Pension Expense	CF	9300002861	10/31/2012	26.67
50610000	Pension Expense	CF	9300002861	10/31/2012	(26.67)
50610000	Pension Expense	CF	9300002862	10/31/2012	(61.98)
50610000	Pension Expense	CF	9300002862	10/31/2012	61.98
50610000	Pension Expense	CF	9300002866	10/31/2012	386.90
50610000	Pension Expense	CF	9300002866	10/31/2012	(386.90)
50610000	Pension Expense	CF	9300002868	10/31/2012	10.41
50610000	Pension Expense	CF	9300002868	10/31/2012	(10.41)
50610000	Pension Expense	CF	9300002870	10/31/2012	(61.82)
50610000	Pension Expense	CF	9300002870	10/31/2012	61.82
50610000	Pension Expense	CF	9300002874	10/31/2012	(88.68)
50610000	Pension Expense	CF	9300002874	10/31/2012	88.68
50610000	Pension Expense	CF	9300002880	10/31/2012	111.45
50610000	Pension Expense	CF	9300002880	10/31/2012	(111.45)
50610000	Pension Expense	CF	9300002882	10/31/2012	9.24
50610000	Pension Expense	CF	9300002882	10/31/2012	(9.24)
50610000	Pension Expense	CF	9300002885	10/31/2012	44.36
50610000	Pension Expense	CF	9300002885	10/31/2012	(44.36)
50610000	Pension Expense	CF	9300002887	10/31/2012	33.29
50610000	Pension Expense	CF	9300002887	10/31/2012	(33.29)
50610000	Pension Expense	CF	9300002889	10/31/2012	287.10
50610000	Pension Expense	CF	9300002889	10/31/2012	(287.10)
50610000	Pension Expense	CF	9300002891	10/31/2012	(15.38)
50610000	Pension Expense	CF	9300002891	10/31/2012	15.38
50610000	Pension Expense	CF	9300002893	10/31/2012	(51.52)
50610000	Pension Expense	CF	9300002893	10/31/2012	51.52
50610000	Pension Expense	CF	9300002895	10/31/2012	26.72
50610000	Pension Expense	CF	9300002895	10/31/2012	(26.72)
50610000	Pension Expense	CF	9300002897	10/31/2012	(11.58)
50610000	Pension Expense	CF	9300002897	10/31/2012	11.58
50610000	Pension Expense	CF	9300002902	10/31/2012	(506.05)
50610000	Pension Expense	CF	9300002902	10/31/2012	506.05
50610000	Pension Expense	CF	9300002905	10/31/2012	3.70
50610000	Pension Expense	CF	9300002905	10/31/2012	(3.70)
50610000	Pension Expense	CF	9300002907	10/31/2012	(9.24)
50610000	Pension Expense	CF	9300002907	10/31/2012	9.24
50610000	Pension Expense	CF	9300002909	10/31/2012	132.39
50610000	Pension Expense	CF	9300002909	10/31/2012	(132.39)
50610000	Pension Expense	CF	9300002911	10/31/2012	58.69
50610000	Pension Expense	CF	9300002911	10/31/2012	(58.69)
50610000	Pension Expense	CF	9300002916	10/31/2012	(230.33)
50610000	Pension Expense	CF	9300002916	10/31/2012	230.33
50610000	Pension Expense	CF	9300002918	10/31/2012	17.42
50610000	Pension Expense	CF	9300002918	10/31/2012	(17.42)
50610000	Pension Expense	CF	9300002920	10/31/2012	(425.61)
50610000	Pension Expense	CF	9300002920	10/31/2012	425.61
50610000	Pension Expense	CF	9300002923	10/31/2012	(153.64)
50610000	Pension Expense	CF	9300002923	10/31/2012	153.64
50610000	Pension Expense	CF	9300002925	10/31/2012	372.82
50610000	Pension Expense	CF	9300002925	10/31/2012	(372.82)
50610000	Pension Expense	CF	9300002927	10/31/2012	320.00
50610000	Pension Expense	CF	9300002927	10/31/2012	(320.00)
50610000	Pension Expense	CF	9300002932	10/31/2012	2,371.16
50610000	Pension Expense	CF	9300002932	10/31/2012	(2,371.16)
50610000	Pension Expense	CF	9300002935	10/31/2012	(213.44)
50610000	Pension Expense	CF	9300002935	10/31/2012	213.44
50610000	Pension Expense	CF	9300002937	10/31/2012	72.29
50610000	Pension Expense	CF	9300002937	10/31/2012	(72.29)
50610000	Pension Expense	CF	9300002939	10/31/2012	22.17
50610000	Pension Expense	CF	9300002939	10/31/2012	(22.17)
50610000	Pension Expense	CF	9300002941	10/31/2012	(30.75)
50610000	Pension Expense	CF	9300002941	10/31/2012	30.75
50610000	Pension Expense	CF	9300002943	10/31/2012	(8.58)
50610000	Pension Expense	CF	9300002943	10/31/2012	8.58
50610000	Pension Expense	CF	9300002946	10/31/2012	(96.65)
50610000	Pension Expense	CF	9300002946	10/31/2012	96.65
50610000	Pension Expense	CF	9300002948	10/31/2012	(9.24)
50610000	Pension Expense	CF	9300002948	10/31/2012	9.24
50610000	Pension Expense	CF	9300002952	10/31/2012	1,272.37
50610000	Pension Expense	CF	9300002952	10/31/2012	(1,272.37)
50610000	Pension Expense	CF	9300002954	10/31/2012	176.96
50610000	Pension Expense	CF	9300002954	10/31/2012	(176.96)
50610000	Pension Expense	CF	9300002956	10/31/2012	159.90

Kentucky American Water Company  
Case No. 2012-00520  
Response to PSC DR1, Item 31

Account	Description	Doc Type	Document Number	Posting Date	Amount
50610000	Pension Expense	CF	9300002956	10/31/2012	(159.90)
50610000	Pension Expense	CF	9300002958	10/31/2012	(355.21)
50610000	Pension Expense	CF	9300002958	10/31/2012	355.21
50610000	Pension Expense	CF	9300002990	10/31/2012	2,879.55
50610000	Pension Expense	CF	9300002990	10/31/2012	(2,879.55)
50610000	Pension Expense	CF	9300002991	10/31/2012	322.22
50610000	Pension Expense	CF	9300002991	10/31/2012	(322.22)
50610000	Pension Expense	CF	9300002992	10/31/2012	19,881.15
50610000	Pension Expense	CF	9300002992	10/31/2012	(19,881.15)
50610000	Pension Expense	CF	9300002993	10/31/2012	91.46
50610000	Pension Expense	CF	9300002993	10/31/2012	(91.46)
50610000	Pension Expense	CF	9300002994	10/31/2012	195.40
50610000	Pension Expense	CF	9300002994	10/31/2012	(195.40)
50610000	Pension Expense	CF	9300002995	10/31/2012	3,550.83
50610000	Pension Expense	CF	9300002995	10/31/2012	(3,550.83)
50610000	Pension Expense	CF	9300002996	10/31/2012	4,108.35
50610000	Pension Expense	CF	9300002996	10/31/2012	(4,108.35)
50610000	Pension Expense	CF	9300002997	10/31/2012	560.99
50610000	Pension Expense	CF	9300002997	10/31/2012	(560.99)
50610000	Pension Expense	CF	9300002998	10/31/2012	16,227.12
50610000	Pension Expense	CF	9300002998	10/31/2012	(16,227.12)
50610000	Pension Expense	CF	9300002999	10/31/2012	396.80
50610000	Pension Expense	CF	9300002999	10/31/2012	(396.80)
50610000	Pension Expense	CF	9300003000	10/31/2012	1,209.78
50610000	Pension Expense	CF	9300003000	10/31/2012	(1,209.78)
50610000	Pension Expense	CF	9300003001	10/31/2012	389.74
50610000	Pension Expense	CF	9300003001	10/31/2012	(389.74)
50610000	Pension Expense	CF	9300003002	10/31/2012	702.26
50610000	Pension Expense	CF	9300003002	10/31/2012	(702.26)
50610000	Pension Expense	CF	9300003003	10/31/2012	8,643.47
50610000	Pension Expense	CF	9300003003	10/31/2012	(8,643.47)
50610000	Pension Expense	CF	9300003004	10/31/2012	62.08
50610000	Pension Expense	CF	9300003004	10/31/2012	(62.08)
50610000	Pension Expense	CF	9300003005	10/31/2012	60.92
50610000	Pension Expense	CF	9300003005	10/31/2012	(60.92)
50610000	Pension Expense	CF	9300003006	10/31/2012	3,734.82
50610000	Pension Expense	CF	9300003006	10/31/2012	(3,734.82)
50610000	Pension Expense	CF	9300003007	10/31/2012	2,975.78
50610000	Pension Expense	CF	9300003007	10/31/2012	(2,975.78)
50610000	Pension Expense	CF	9300003008	10/31/2012	910.38
50610000	Pension Expense	CF	9300003008	10/31/2012	(910.38)
50610000	Pension Expense	CF	9300003009	10/31/2012	574.03
50610000	Pension Expense	CF	9300003009	10/31/2012	(574.03)
50610000	Pension Expense	CF	9300003010	10/31/2012	2,326.49
50610000	Pension Expense	CF	9300003010	10/31/2012	(2,326.49)
50610000	Pension Expense	CF	9300003011	10/31/2012	1,600.75
50610000	Pension Expense	CF	9300003011	10/31/2012	(1,600.75)
50610000	Pension Expense	CF	9300003012	10/31/2012	95.17
50610000	Pension Expense	CF	9300003012	10/31/2012	(95.17)
50610000	Pension Expense	CF	9300003013	10/31/2012	5,928.84
50610000	Pension Expense	CF	9300003013	10/31/2012	(5,928.84)
50610000	Pension Expense	CF	9300003014	10/31/2012	3,226.97
50610000	Pension Expense	CF	9300003014	10/31/2012	(3,226.97)
50610000	Pension Expense	CF	9300003015	10/31/2012	740.21
50610000	Pension Expense	CF	9300003015	10/31/2012	(740.21)
50610000	Pension Expense	CF	9300003016	10/31/2012	344.02
50610000	Pension Expense	CF	9300003016	10/31/2012	(344.02)
50610000	Pension Expense	CF	9300003017	10/31/2012	593.49
50610000	Pension Expense	CF	9300003017	10/31/2012	(593.49)
50610000	Pension Expense	CF	9300003018	10/31/2012	838.01
50610000	Pension Expense	CF	9300003018	10/31/2012	(838.01)
50610000	Pension Expense	CF	9300003019	10/31/2012	541.61
50610000	Pension Expense	CF	9300003019	10/31/2012	(541.61)
50610000	Pension Expense	CF	9300003020	10/31/2012	3,707.02
50610000	Pension Expense	CF	9300003020	10/31/2012	(3,707.02)
50610000	Pension Expense	CF	9300003021	10/31/2012	731.92
50610000	Pension Expense	CF	9300003021	10/31/2012	(731.92)
50610000	Pension Expense	CF	9300003022	10/31/2012	2,602.01
50610000	Pension Expense	CF	9300003022	10/31/2012	(2,602.01)
50610000	Pension Expense	CF	9300003023	10/31/2012	4,220.04
50610000	Pension Expense	CF	9300003023	10/31/2012	(4,220.04)
50610000	Pension Expense	CF	9300003024	10/31/2012	72.29
50610000	Pension Expense	CF	9300003024	10/31/2012	(72.29)
50610000	Pension Expense	CF	9300003025	10/31/2012	36.17
50610000	Pension Expense	CF	9300003025	10/31/2012	(36.17)
50610000	Pension Expense	CF	9300003026	10/31/2012	603.76
50610000	Pension Expense	CF	9300003026	10/31/2012	(603.76)



Kentucky American Water Company  
Case No. 2012-00520  
Response to PSC DR1, Item 31

Account	Description	Doc Type	Document Number	Posting Date	Amount
50610000	Pension Expense	CF	9300003027	10/31/2012	286.51
50610000	Pension Expense	CF	9300003027	10/31/2012	(286.51)
50610000	Pension Expense	CF	9300003028	10/31/2012	80.91
50610000	Pension Expense	CF	9300003028	10/31/2012	(80.91)
50610000	Pension Expense	CF	9300003029	10/31/2012	96.39
50610000	Pension Expense	CF	9300003029	10/31/2012	(96.39)
50610000	Pension Expense	CF	9300003030	10/31/2012	84.34
50610000	Pension Expense	CF	9300003030	10/31/2012	(84.34)
50610000	Pension Expense	CF	9300003031	10/31/2012	143.66
50610000	Pension Expense	CF	9300003031	10/31/2012	(143.66)
50610000	Pension Expense	CF	9300003032	10/31/2012	472.92
50610000	Pension Expense	CF	9300003032	10/31/2012	(472.92)
50610000	Pension Expense	CF	9300003033	10/31/2012	177.35
50610000	Pension Expense	CF	9300003033	10/31/2012	(177.35)
50610000	Pension Expense	CF	9300003034	10/31/2012	14.69
50610000	Pension Expense	CF	9300003034	10/31/2012	(14.69)
50610000	Pension Expense	CF	9300003035	10/31/2012	208.25
50610000	Pension Expense	CF	9300003035	10/31/2012	(208.25)
50610000	Pension Expense	CF	9300003036	10/31/2012	27.13
50610000	Pension Expense	CF	9300003036	10/31/2012	(27.13)
50610000	Pension Expense	CF	9300003037	10/31/2012	20.15
50610000	Pension Expense	CF	9300003037	10/31/2012	(20.15)
50610000	Pension Expense	CF	9300003038	10/31/2012	95.53
50610000	Pension Expense	CF	9300003038	10/31/2012	(95.53)
50610000	Pension Expense	CF	9300003039	10/31/2012	192.17
50610000	Pension Expense	CF	9300003039	10/31/2012	(192.17)
50610000	Pension Expense	CF	9300003040	10/31/2012	341.68
50610000	Pension Expense	CF	9300003040	10/31/2012	(341.68)
50610000	Pension Expense	CF	9300003041	10/31/2012	422.28
50610000	Pension Expense	CF	9300003041	10/31/2012	(422.28)
50610000	Pension Expense	CF	9300003042	10/31/2012	1,384.41
50610000	Pension Expense	CF	9300003042	10/31/2012	(1,384.41)
50610000	Pension Expense	CF	9300003043	10/31/2012	17.81
50610000	Pension Expense	CF	9300003043	10/31/2012	(17.81)
50610000	Pension Expense	CF	9300003044	10/31/2012	375.27
50610000	Pension Expense	CF	9300003044	10/31/2012	(375.27)
50610000	Pension Expense	CF	9300003045	10/31/2012	68.91
50610000	Pension Expense	CF	9300003045	10/31/2012	(68.91)
50610000	Pension Expense	CF	9300003046	10/31/2012	367.55
50610000	Pension Expense	CF	9300003046	10/31/2012	(367.55)
50610000	Pension Expense	CF	9300003047	10/31/2012	2,000.16
50610000	Pension Expense	CF	9300003047	10/31/2012	(2,000.16)
50610000	Pension Expense	CF	9300003048	10/31/2012	26.72
50610000	Pension Expense	CF	9300003048	10/31/2012	(26.72)
50610000	Pension Expense	CF	9300003049	10/31/2012	874.52
50610000	Pension Expense	CF	9300003049	10/31/2012	(874.52)
50610000	Pension Expense	CF	9300003050	10/31/2012	21.30
50610000	Pension Expense	CF	9300003050	10/31/2012	(21.30)
50610000	Pension Expense	CF	9300003051	10/31/2012	285.10
50610000	Pension Expense	CF	9300003051	10/31/2012	(285.10)
50610000	Pension Expense	CF	9300003052	10/31/2012	847.34
50610000	Pension Expense	CF	9300003052	10/31/2012	(847.34)
50610000	Pension Expense	CF	9300003053	10/31/2012	46.06
50610000	Pension Expense	CF	9300003053	10/31/2012	(46.06)
50610000	Pension Expense	CF	9300003054	10/31/2012	56.63
50610000	Pension Expense	CF	9300003054	10/31/2012	(56.63)
50610000	Pension Expense	CF	9300003055	10/31/2012	36.15
50610000	Pension Expense	CF	9300003055	10/31/2012	(36.15)
50610000	Pension Expense	CF	9300003056	10/31/2012	354.69
50610000	Pension Expense	CF	9300003056	10/31/2012	(354.69)
50610000	Pension Expense	CF	9300003057	10/31/2012	98.78
50610000	Pension Expense	CF	9300003057	10/31/2012	(98.78)
50610000	Pension Expense	CF	9300003058	10/31/2012	15.34
50610000	Pension Expense	CF	9300003058	10/31/2012	(15.34)
50610000	Pension Expense	CF	9300003059	10/31/2012	392.01
50610000	Pension Expense	CF	9300003059	10/31/2012	(392.01)
50610000	Pension Expense	CF	9300003060	10/31/2012	61.34
50610000	Pension Expense	CF	9300003060	10/31/2012	(61.34)
50610000	Pension Expense	CF	9300003065	10/31/2012	(2,879.55)
50610000	Pension Expense	CF	9300003065	10/31/2012	2,879.55
50610000	Pension Expense	CF	9300003067	10/31/2012	91.46
50610000	Pension Expense	CF	9300003067	10/31/2012	(91.46)
50610000	Pension Expense	CF	9300003069	10/31/2012	195.40
50610000	Pension Expense	CF	9300003069	10/31/2012	(195.40)
50610000	Pension Expense	CF	9300003072	10/31/2012	(5,928.84)
50610000	Pension Expense	CF	9300003072	10/31/2012	5,928.84
50610000	Pension Expense	CF	9300003079	10/31/2012	(910.38)

Kentucky American Water Company  
Case No. 2012-00520  
Response to PSC DR1, Item 31

Account	Description	Doc Type	Document Number	Posting Date	Amount
50610000	Pension Expense	CF	9300003079	10/31/2012	910.38
50610000	Pension Expense	CF	9300003081	10/31/2012	(2,326.49)
50610000	Pension Expense	CF	9300003081	10/31/2012	2,326.49
50610000	Pension Expense	CF	9300003086	10/31/2012	(3,550.83)
50610000	Pension Expense	CF	9300003086	10/31/2012	3,550.83
50610000	Pension Expense	CF	9300003090	10/31/2012	560.99
50610000	Pension Expense	CF	9300003090	10/31/2012	(560.99)
50610000	Pension Expense	CF	9300003096	10/31/2012	(389.74)
50610000	Pension Expense	CF	9300003096	10/31/2012	389.74
50610000	Pension Expense	CF	9300003098	10/31/2012	(731.92)
50610000	Pension Expense	CF	9300003098	10/31/2012	731.92
50610000	Pension Expense	CF	9300003101	10/31/2012	(95.17)
50610000	Pension Expense	CF	9300003101	10/31/2012	95.17
50610000	Pension Expense	CF	9300003103	10/31/2012	(3,226.97)
50610000	Pension Expense	CF	9300003103	10/31/2012	3,226.97
50610000	Pension Expense	CF	9300003107	10/31/2012	(8,643.47)
50610000	Pension Expense	CF	9300003107	10/31/2012	8,643.47
50610000	Pension Expense	CF	9300003110	10/31/2012	(593.49)
50610000	Pension Expense	CF	9300003110	10/31/2012	593.49
50610000	Pension Expense	CF	9300003112	10/31/2012	(62.08)
50610000	Pension Expense	CF	9300003112	10/31/2012	62.08
50610000	Pension Expense	CF	9300003117	10/31/2012	(3,734.82)
50610000	Pension Expense	CF	9300003117	10/31/2012	3,734.82
50610000	Pension Expense	CF	9300003121	10/31/2012	(1,600.75)
50610000	Pension Expense	CF	9300003121	10/31/2012	1,600.75
50610000	Pension Expense	CF	9300003124	10/31/2012	(4,108.35)
50610000	Pension Expense	CF	9300003124	10/31/2012	4,108.35
50610000	Pension Expense	CF	9300003127	10/31/2012	(702.26)
50610000	Pension Expense	CF	9300003127	10/31/2012	702.26
50610000	Pension Expense	CF	9300003129	10/31/2012	(838.01)
50610000	Pension Expense	CF	9300003129	10/31/2012	838.01
50610000	Pension Expense	CF	9300003131	10/31/2012	(3,707.02)
50610000	Pension Expense	CF	9300003131	10/31/2012	3,707.02
50610000	Pension Expense	CF	9300003135	10/31/2012	(19,881.15)
50610000	Pension Expense	CF	9300003135	10/31/2012	19,881.15
50610000	Pension Expense	CF	9300003137	10/31/2012	(2,975.78)
50610000	Pension Expense	CF	9300003137	10/31/2012	2,975.78
50610000	Pension Expense	CF	9300003139	10/31/2012	(344.02)
50610000	Pension Expense	CF	9300003139	10/31/2012	344.02
50610000	Pension Expense	CF	9300003141	10/31/2012	(541.61)
50610000	Pension Expense	CF	9300003141	10/31/2012	541.61
50610000	Pension Expense	CF	9300003143	10/31/2012	(60.92)
50610000	Pension Expense	CF	9300003143	10/31/2012	60.92
50610000	Pension Expense	CF	9300003146	10/31/2012	(396.80)
50610000	Pension Expense	CF	9300003146	10/31/2012	396.80
50610000	Pension Expense	CF	9300003148	10/31/2012	(574.03)
50610000	Pension Expense	CF	9300003148	10/31/2012	574.03
50610000	Pension Expense	CF	9300003150	10/31/2012	(322.22)
50610000	Pension Expense	CF	9300003150	10/31/2012	322.22
50610000	Pension Expense	CF	9300003152	10/31/2012	(16,227.12)
50610000	Pension Expense	CF	9300003152	10/31/2012	16,227.12
50610000	Pension Expense	CF	9300003154	10/31/2012	(1,209.78)
50610000	Pension Expense	CF	9300003154	10/31/2012	1,209.78
50610000	Pension Expense	CF	9300003158	10/31/2012	(740.21)
50610000	Pension Expense	CF	9300003158	10/31/2012	740.21
50610000	Pension Expense	CF	9300003160	10/31/2012	(2,602.01)
50610000	Pension Expense	CF	9300003160	10/31/2012	2,602.01
50610000	Pension Expense	CF	9300003276	10/31/2012	412.33
50610000	Pension Expense	CF	9300003276	10/31/2012	(412.33)
50610000	Pension Expense	CF	9300003277	10/31/2012	53.31
50610000	Pension Expense	CF	9300003277	10/31/2012	(53.31)
50610000	Pension Expense	CF	9300003278	10/31/2012	2,896.47
50610000	Pension Expense	CF	9300003278	10/31/2012	(2,896.47)
50610000	Pension Expense	CF	9300003279	10/31/2012	13.41
50610000	Pension Expense	CF	9300003279	10/31/2012	(13.41)
50610000	Pension Expense	CF	9300003280	10/31/2012	42.55
50610000	Pension Expense	CF	9300003280	10/31/2012	(42.55)
50610000	Pension Expense	CF	9300003281	10/31/2012	581.86
50610000	Pension Expense	CF	9300003281	10/31/2012	(581.86)
50610000	Pension Expense	CF	9300003282	10/31/2012	750.00
50610000	Pension Expense	CF	9300003282	10/31/2012	(750.00)
50610000	Pension Expense	CF	9300003283	10/31/2012	45.31
50610000	Pension Expense	CF	9300003283	10/31/2012	(45.31)
50610000	Pension Expense	CF	9300003284	10/31/2012	2,743.23
50610000	Pension Expense	CF	9300003284	10/31/2012	(2,743.23)
50610000	Pension Expense	CF	9300003285	10/31/2012	81.63
50610000	Pension Expense	CF	9300003285	10/31/2012	(81.63)

Kentucky American Water Company  
Case No. 2012-00520  
Response to PSC DR1, Item 31

Account	Description	Doc Type	Document Number	Posting Date	Amount
50610000	Pension Expense	CF	9300003286	10/31/2012	170.84
50610000	Pension Expense	CF	9300003286	10/31/2012	(170.84)
50610000	Pension Expense	CF	9300003287	10/31/2012	72.99
50610000	Pension Expense	CF	9300003287	10/31/2012	(72.99)
50610000	Pension Expense	CF	9300003288	10/31/2012	141.58
50610000	Pension Expense	CF	9300003288	10/31/2012	(141.58)
50610000	Pension Expense	CF	9300003289	10/31/2012	1,513.49
50610000	Pension Expense	CF	9300003289	10/31/2012	(1,513.49)
50610000	Pension Expense	CF	9300003290	10/31/2012	0.56
50610000	Pension Expense	CF	9300003290	10/31/2012	(0.56)
50610000	Pension Expense	CF	9300003291	10/31/2012	11.50
50610000	Pension Expense	CF	9300003291	10/31/2012	(11.50)
50610000	Pension Expense	CF	9300003292	10/31/2012	655.91
50610000	Pension Expense	CF	9300003292	10/31/2012	(655.91)
50610000	Pension Expense	CF	9300003293	10/31/2012	527.56
50610000	Pension Expense	CF	9300003293	10/31/2012	(527.56)
50610000	Pension Expense	CF	9300003294	10/31/2012	132.16
50610000	Pension Expense	CF	9300003294	10/31/2012	(132.16)
50610000	Pension Expense	CF	9300003295	10/31/2012	96.48
50610000	Pension Expense	CF	9300003295	10/31/2012	(96.48)
50610000	Pension Expense	CF	9300003296	10/31/2012	383.32
50610000	Pension Expense	CF	9300003296	10/31/2012	(383.32)
50610000	Pension Expense	CF	9300003297	10/31/2012	261.92
50610000	Pension Expense	CF	9300003297	10/31/2012	(261.92)
50610000	Pension Expense	CF	9300003298	10/31/2012	11.33
50610000	Pension Expense	CF	9300003298	10/31/2012	(11.33)
50610000	Pension Expense	CF	9300003299	10/31/2012	995.41
50610000	Pension Expense	CF	9300003299	10/31/2012	(995.41)
50610000	Pension Expense	CF	9300003300	10/31/2012	535.71
50610000	Pension Expense	CF	9300003300	10/31/2012	(535.71)
50610000	Pension Expense	CF	9300003301	10/31/2012	2.54
50610000	Pension Expense	CF	9300003301	10/31/2012	(2.54)
50610000	Pension Expense	CF	9300003302	10/31/2012	96.00
50610000	Pension Expense	CF	9300003302	10/31/2012	(96.00)
50610000	Pension Expense	CF	9300003303	10/31/2012	44.95
50610000	Pension Expense	CF	9300003303	10/31/2012	(44.95)
50610000	Pension Expense	CF	9300003304	10/31/2012	3.67
50610000	Pension Expense	CF	9300003304	10/31/2012	(3.67)
50610000	Pension Expense	CF	9300003305	10/31/2012	0.61
50610000	Pension Expense	CF	9300003305	10/31/2012	(0.61)
50610000	Pension Expense	CF	9300003306	10/31/2012	1.53
50610000	Pension Expense	CF	9300003306	10/31/2012	(1.53)
50610000	Pension Expense	CF	9300003307	10/31/2012	76.27
50610000	Pension Expense	CF	9300003307	10/31/2012	(76.27)
50610000	Pension Expense	CF	9300003308	10/31/2012	76.95
50610000	Pension Expense	CF	9300003308	10/31/2012	(76.95)
50610000	Pension Expense	CF	9300003309	10/31/2012	7.33
50610000	Pension Expense	CF	9300003309	10/31/2012	(7.33)
50610000	Pension Expense	CF	9300003310	10/31/2012	94.68
50610000	Pension Expense	CF	9300003310	10/31/2012	(94.68)
50610000	Pension Expense	CF	9300003311	10/31/2012	560.28
50610000	Pension Expense	CF	9300003311	10/31/2012	(560.28)
50610000	Pension Expense	CF	9300003312	10/31/2012	121.08
50610000	Pension Expense	CF	9300003312	10/31/2012	(121.08)
50610000	Pension Expense	CF	9300003313	10/31/2012	489.18
50610000	Pension Expense	CF	9300003313	10/31/2012	(489.18)
50610000	Pension Expense	CF	9300003314	10/31/2012	686.44
50610000	Pension Expense	CF	9300003314	10/31/2012	(686.44)
50610000	Pension Expense	CF	9300003315	10/31/2012	14.56
50610000	Pension Expense	CF	9300003315	10/31/2012	(14.56)
50610000	Pension Expense	CF	9300003316	10/31/2012	1.99
50610000	Pension Expense	CF	9300003316	10/31/2012	(1.99)
50610000	Pension Expense	CF	9300003317	10/31/2012	6.01
50610000	Pension Expense	CF	9300003317	10/31/2012	(6.01)
50610000	Pension Expense	CF	9300003318	10/31/2012	11.05
50610000	Pension Expense	CF	9300003318	10/31/2012	(11.05)
50610000	Pension Expense	CF	9300003319	10/31/2012	14.27
50610000	Pension Expense	CF	9300003319	10/31/2012	(14.27)
50610000	Pension Expense	CF	9300003320	10/31/2012	41.46
50610000	Pension Expense	CF	9300003320	10/31/2012	(41.46)
50610000	Pension Expense	CF	9300003321	10/31/2012	110.16
50610000	Pension Expense	CF	9300003321	10/31/2012	(110.16)
50610000	Pension Expense	CF	9300003322	10/31/2012	47.40
50610000	Pension Expense	CF	9300003322	10/31/2012	(47.40)
50610000	Pension Expense	CF	9300003323	10/31/2012	25.12
50610000	Pension Expense	CF	9300003323	10/31/2012	(25.12)
50610000	Pension Expense	CF	9300003324	10/31/2012	65.76

Kentucky American Water Company  
Case No. 2012-00520  
Response to PSC DR1, Item 31

Account	Description	Doc Type	Document Number	Posting Date	Amount
50610000	Pension Expense	CF	9300003324	10/31/2012	(65.76)
50610000	Pension Expense	CF	9300003325	10/31/2012	15.94
50610000	Pension Expense	CF	9300003325	10/31/2012	(15.94)
50610000	Pension Expense	CF	9300003326	10/31/2012	(4.89)
50610000	Pension Expense	CF	9300003326	10/31/2012	4.89
50610000	Pension Expense	CF	9300003327	10/31/2012	(12.77)
50610000	Pension Expense	CF	9300003327	10/31/2012	12.77
50610000	Pension Expense	CF	9300003328	10/31/2012	13.95
50610000	Pension Expense	CF	9300003328	10/31/2012	(13.95)
50610000	Pension Expense	CF	9300003329	10/31/2012	(7.45)
50610000	Pension Expense	CF	9300003329	10/31/2012	7.45
50610000	Pension Expense	CF	9300003330	10/31/2012	23.76
50610000	Pension Expense	CF	9300003330	10/31/2012	(23.76)
50610000	Pension Expense	CF	9300003331	10/31/2012	90.99
50610000	Pension Expense	CF	9300003331	10/31/2012	(90.99)
50610000	Pension Expense	CF	9300003332	10/31/2012	37.84
50610000	Pension Expense	CF	9300003332	10/31/2012	(37.84)
50610000	Pension Expense	CF	9300003333	10/31/2012	(17.01)
50610000	Pension Expense	CF	9300003333	10/31/2012	17.01
50610000	Pension Expense	CF	9300003334	10/31/2012	2.43
50610000	Pension Expense	CF	9300003334	10/31/2012	(2.43)
50610000	Pension Expense	CF	9300003335	10/31/2012	(15.66)
50610000	Pension Expense	CF	9300003335	10/31/2012	15.66
50610000	Pension Expense	CF	9300003336	10/31/2012	4.49
50610000	Pension Expense	CF	9300003336	10/31/2012	(4.49)
50610000	Pension Expense	CF	9300003337	10/31/2012	(3.34)
50610000	Pension Expense	CF	9300003337	10/31/2012	3.34
50610000	Pension Expense	CF	9300003338	10/31/2012	(43.94)
50610000	Pension Expense	CF	9300003338	10/31/2012	43.94
50610000	Pension Expense	CF	9300003339	10/31/2012	65.52
50610000	Pension Expense	CF	9300003339	10/31/2012	(65.52)
50610000	Pension Expense	CF	9300003340	10/31/2012	34.35
50610000	Pension Expense	CF	9300003340	10/31/2012	(34.35)
50610000	Pension Expense	CF	9300003341	10/31/2012	(2.59)
50610000	Pension Expense	CF	9300003341	10/31/2012	2.59
50610000	Pension Expense	CF	9300003342	10/31/2012	9.74
50610000	Pension Expense	CF	9300003342	10/31/2012	(9.74)
50610000	Pension Expense	CF	9300003343	10/31/2012	(12.43)
50610000	Pension Expense	CF	9300003343	10/31/2012	12.43
50610000	Pension Expense	CF	9300003344	10/31/2012	30.09
50610000	Pension Expense	CF	9300003344	10/31/2012	(30.09)
50610000	Pension Expense	CF	9300003345	10/31/2012	66.18
50610000	Pension Expense	CF	9300003345	10/31/2012	(66.18)
50610000	Pension Expense	CF	9300003346	10/31/2012	255.18
50610000	Pension Expense	CF	9300003346	10/31/2012	(255.18)
50610000	Pension Expense	CF	9300003347	10/31/2012	2.95
50610000	Pension Expense	CF	9300003347	10/31/2012	(2.95)
50610000	Pension Expense	CF	9300003348	10/31/2012	70.02
50610000	Pension Expense	CF	9300003348	10/31/2012	(70.02)
50610000	Pension Expense	CF	9300003349	10/31/2012	16.76
50610000	Pension Expense	CF	9300003349	10/31/2012	(16.76)
50610000	Pension Expense	CF	9300003350	10/31/2012	(15.10)
50610000	Pension Expense	CF	9300003350	10/31/2012	15.10
50610000	Pension Expense	CF	9300003351	10/31/2012	386.68
50610000	Pension Expense	CF	9300003351	10/31/2012	(386.68)
50610000	Pension Expense	CF	9300003352	10/31/2012	1.25
50610000	Pension Expense	CF	9300003352	10/31/2012	(1.25)
50610000	Pension Expense	CF	9300003353	10/31/2012	4.42
50610000	Pension Expense	CF	9300003353	10/31/2012	(4.42)
50610000	Pension Expense	CF	9300003354	10/31/2012	161.24
50610000	Pension Expense	CF	9300003354	10/31/2012	(161.24)
50610000	Pension Expense	CF	9300003355	10/31/2012	0.93
50610000	Pension Expense	CF	9300003355	10/31/2012	(0.93)
50610000	Pension Expense	CF	9300003356	10/31/2012	3.52
50610000	Pension Expense	CF	9300003356	10/31/2012	(3.52)
50610000	Pension Expense	CF	9300003357	10/31/2012	42.03
50610000	Pension Expense	CF	9300003357	10/31/2012	(42.03)
50610000	Pension Expense	CF	9300003358	10/31/2012	88.19
50610000	Pension Expense	CF	9300003358	10/31/2012	(88.19)
50610000	Pension Expense	CF	9300003359	10/31/2012	10.10
50610000	Pension Expense	CF	9300003359	10/31/2012	(10.10)
50610000	Pension Expense	CF	9300003360	10/31/2012	9.37
50610000	Pension Expense	CF	9300003360	10/31/2012	(9.37)
50610000	Pension Expense	CF	9300003361	10/31/2012	18.11
50610000	Pension Expense	CF	9300003361	10/31/2012	(18.11)
50610000	Pension Expense	CF	9300003362	10/31/2012	88.43
50610000	Pension Expense	CF	9300003362	10/31/2012	(88.43)

Kentucky American Water Company  
Case No. 2012-00520  
Response to PSC DR1, Item 31

Account	Description	Doc Type	Document Number	Posting Date	Amount
50610000	Pension Expense	CF	9300003363	10/31/2012	(35.16)
50610000	Pension Expense	CF	9300003363	10/31/2012	35.16
50610000	Pension Expense	CF	9300003364	10/31/2012	13.03
50610000	Pension Expense	CF	9300003364	10/31/2012	(13.03)
50610000	Pension Expense	CF	9300003365	10/31/2012	1.43
50610000	Pension Expense	CF	9300003365	10/31/2012	(1.43)
50610000	Pension Expense	CF	9300003366	10/31/2012	4.41
50610000	Pension Expense	CF	9300003366	10/31/2012	(4.41)
50610000	Pension Expense	CF	9300003367	10/31/2012	54.60
50610000	Pension Expense	CF	9300003367	10/31/2012	(54.60)
50610000	Pension Expense	CF	9300003368	10/31/2012	10.15
50610000	Pension Expense	CF	9300003368	10/31/2012	(10.15)
50610000	Pension Expense	CF	9300003372	10/31/2012	(412.33)
50610000	Pension Expense	CF	9300003372	10/31/2012	412.33
50610000	Pension Expense	CF	9300003373	10/31/2012	(13.41)
50610000	Pension Expense	CF	9300003373	10/31/2012	13.41
50610000	Pension Expense	CF	9300003374	10/31/2012	(42.55)
50610000	Pension Expense	CF	9300003374	10/31/2012	42.55
50610000	Pension Expense	CF	9300003378	10/31/2012	(995.41)
50610000	Pension Expense	CF	9300003378	10/31/2012	995.41
50610000	Pension Expense	CF	9300003381	10/31/2012	(132.16)
50610000	Pension Expense	CF	9300003381	10/31/2012	132.16
50610000	Pension Expense	CF	9300003383	10/31/2012	(383.32)
50610000	Pension Expense	CF	9300003383	10/31/2012	383.32
50610000	Pension Expense	CF	9300003384	10/31/2012	7.33
50610000	Pension Expense	CF	9300003384	10/31/2012	(7.33)
50610000	Pension Expense	CF	9300003387	10/31/2012	(581.86)
50610000	Pension Expense	CF	9300003387	10/31/2012	581.86
50610000	Pension Expense	CF	9300003390	10/31/2012	(45.31)
50610000	Pension Expense	CF	9300003390	10/31/2012	45.31
50610000	Pension Expense	CF	9300003392	10/31/2012	(2.54)
50610000	Pension Expense	CF	9300003392	10/31/2012	2.54
50610000	Pension Expense	CF	9300003395	10/31/2012	(72.99)
50610000	Pension Expense	CF	9300003395	10/31/2012	72.99
50610000	Pension Expense	CF	9300003396	10/31/2012	(121.08)
50610000	Pension Expense	CF	9300003396	10/31/2012	121.08
50610000	Pension Expense	CF	9300003399	10/31/2012	(11.33)
50610000	Pension Expense	CF	9300003399	10/31/2012	11.33
50610000	Pension Expense	CF	9300003400	10/31/2012	(535.71)
50610000	Pension Expense	CF	9300003400	10/31/2012	535.71
50610000	Pension Expense	CF	9300003402	10/31/2012	(1,513.49)
50610000	Pension Expense	CF	9300003402	10/31/2012	1,513.49
50610000	Pension Expense	CF	9300003403	10/31/2012	0.61
50610000	Pension Expense	CF	9300003403	10/31/2012	(0.61)
50610000	Pension Expense	CF	9300003404	10/31/2012	(1.53)
50610000	Pension Expense	CF	9300003404	10/31/2012	1.53
50610000	Pension Expense	CF	9300003405	10/31/2012	(76.27)
50610000	Pension Expense	CF	9300003405	10/31/2012	76.27
50610000	Pension Expense	CF	9300003406	10/31/2012	(0.56)
50610000	Pension Expense	CF	9300003406	10/31/2012	0.56
50610000	Pension Expense	CF	9300003409	10/31/2012	(655.91)
50610000	Pension Expense	CF	9300003409	10/31/2012	655.91
50610000	Pension Expense	CF	9300003413	10/31/2012	(261.92)
50610000	Pension Expense	CF	9300003413	10/31/2012	261.92
50610000	Pension Expense	CF	9300003416	10/31/2012	(750.00)
50610000	Pension Expense	CF	9300003416	10/31/2012	750.00
50610000	Pension Expense	CF	9300003417	10/31/2012	(141.58)
50610000	Pension Expense	CF	9300003417	10/31/2012	141.58
50610000	Pension Expense	CF	9300003418	10/31/2012	(76.95)
50610000	Pension Expense	CF	9300003418	10/31/2012	76.95
50610000	Pension Expense	CF	9300003419	10/31/2012	(560.28)
50610000	Pension Expense	CF	9300003419	10/31/2012	560.28
50610000	Pension Expense	CF	9300003423	10/31/2012	(2,896.47)
50610000	Pension Expense	CF	9300003423	10/31/2012	2,896.47
50610000	Pension Expense	CF	9300003424	10/31/2012	(527.56)
50610000	Pension Expense	CF	9300003424	10/31/2012	527.56
50610000	Pension Expense	CF	9300003425	10/31/2012	(44.95)
50610000	Pension Expense	CF	9300003425	10/31/2012	44.95
50610000	Pension Expense	CF	9300003426	10/31/2012	3.67
50610000	Pension Expense	CF	9300003426	10/31/2012	(3.67)
50610000	Pension Expense	CF	9300003427	10/31/2012	(94.68)
50610000	Pension Expense	CF	9300003427	10/31/2012	94.68
50610000	Pension Expense	CF	9300003429	10/31/2012	(11.50)
50610000	Pension Expense	CF	9300003429	10/31/2012	11.50
50610000	Pension Expense	CF	9300003431	10/31/2012	(81.63)
50610000	Pension Expense	CF	9300003431	10/31/2012	81.63
50610000	Pension Expense	CF	9300003433	10/31/2012	(96.48)

Kentucky American Water Company  
Case No. 2012-00520  
Response to PSC DR1, Item 31

Account	Description	Doc Type	Document Number	Posting Date	Amount
50610000	Pension Expense	CF	9300003433	10/31/2012	96.48
50610000	Pension Expense	CF	9300003434	10/31/2012	(53.31)
50610000	Pension Expense	CF	9300003434	10/31/2012	53.31
50610000	Pension Expense	CF	9300003436	10/31/2012	(2,743.23)
50610000	Pension Expense	CF	9300003436	10/31/2012	2,743.23
50610000	Pension Expense	CF	9300003437	10/31/2012	(170.84)
50610000	Pension Expense	CF	9300003437	10/31/2012	170.84
50610000	Pension Expense	CF	9300003439	10/31/2012	(96.00)
50610000	Pension Expense	CF	9300003439	10/31/2012	96.00
50610000	Pension Expense	CF	9300003440	10/31/2012	(489.18)
50610000	Pension Expense	CF	9300003440	10/31/2012	489.18
50610100	Pension Cap Credits	UT	9300002864	10/31/2012	86.78
50610100	Pension Cap Credits	UT	9300003063	10/31/2012	(4,220.04)
50610100	Pension Cap Credits	UT	9300003370	10/31/2012	(686.44)
50610100	Pension Cap Credits	UT	9300002863	10/31/2012	(15.72)
50610100	Pension Cap Credits	UT	9300003062	10/31/2012	(72.29)
50610100	Pension Cap Credits	UT	9300003369	10/31/2012	(14.56)
50610100	Pension Cap Credits	UZ	2000000364	10/31/2012	(15.94)
50610100	Pension Cap Credits	UZ	2000000364	10/31/2012	(65.76)
50610100	Pension Cap Credits	UZ	2000000364	10/31/2012	25.12
50610100	Pension Cap Credits	UZ	2000000365	10/31/2012	(47.40)
50610100	Pension Cap Credits	UZ	2000000364	10/31/2012	(110.16)
50610100	Pension Cap Credits	UZ	2000000364	10/31/2012	41.46
50610100	Pension Cap Credits	UZ	2000000364	10/31/2012	14.27
50610100	Pension Cap Credits	UZ	2000000365	10/31/2012	11.05
50610100	Pension Cap Credits	UZ	2000000364	10/31/2012	6.01
50610100	Pension Cap Credits	UZ	2000000364	10/31/2012	(1.99)
50610100	Pension Cap Credits	UZ	2000000364	10/31/2012	12.77
50610100	Pension Cap Credits	UZ	2000000364	10/31/2012	4.89
50610100	Pension Cap Credits	UZ	2000000364	10/31/2012	(13.95)
50610100	Pension Cap Credits	UZ	2000000364	10/31/2012	7.45
50610100	Pension Cap Credits	UZ	2000000365	10/31/2012	(23.76)
50610100	Pension Cap Credits	UZ	2000000364	10/31/2012	(2.43)
50610100	Pension Cap Credits	UZ	2000000365	10/31/2012	17.01
50610100	Pension Cap Credits	UZ	2000000365	10/31/2012	(37.84)
50610100	Pension Cap Credits	UZ	2000000365	10/31/2012	(90.99)
50610100	Pension Cap Credits	UZ	2000000365	10/31/2012	3.34
50610100	Pension Cap Credits	UZ	2000000364	10/31/2012	(4.49)
50610100	Pension Cap Credits	UZ	2000000364	10/31/2012	15.66
50610100	Pension Cap Credits	UZ	2000000364	10/31/2012	(65.52)
50610100	Pension Cap Credits	UZ	2000000364	10/31/2012	43.94
50610100	Pension Cap Credits	UZ	2000000364	10/31/2012	(34.35)
50610100	Pension Cap Credits	UZ	2000000364	10/31/2012	(30.09)
50610100	Pension Cap Credits	UZ	2000000364	10/31/2012	12.43
50610100	Pension Cap Credits	UZ	2000000364	10/31/2012	(9.74)
50610100	Pension Cap Credits	UZ	2000000364	10/31/2012	2.59
50610100	Pension Cap Credits	UZ	2000000365	10/31/2012	(66.18)
50610100	Pension Cap Credits	UZ	2000000365	10/31/2012	(2.95)
50610100	Pension Cap Credits	UZ	2000000364	10/31/2012	(255.18)
50610100	Pension Cap Credits	UZ	2000000364	10/31/2012	(70.02)
50610100	Pension Cap Credits	UZ	2000000365	10/31/2012	(0.93)
50610100	Pension Cap Credits	UZ	2000000364	10/31/2012	(161.24)
50610100	Pension Cap Credits	UZ	2000000365	10/31/2012	(4.42)
50610100	Pension Cap Credits	UZ	2000000364	10/31/2012	(1.25)
50610100	Pension Cap Credits	UZ	2000000365	10/31/2012	(386.68)
50610100	Pension Cap Credits	UZ	2000000364	10/31/2012	15.10
50610100	Pension Cap Credits	UZ	2000000364	10/31/2012	(16.76)
50610100	Pension Cap Credits	UZ	2000000364	10/31/2012	(42.03)
50610100	Pension Cap Credits	UZ	2000000364	10/31/2012	(3.52)
50610100	Pension Cap Credits	UZ	2000000364	10/31/2012	(88.19)
50610100	Pension Cap Credits	UZ	2000000364	10/31/2012	(9.37)
50610100	Pension Cap Credits	UZ	2000000365	10/31/2012	(10.10)
50610100	Pension Cap Credits	UZ	2000000364	10/31/2012	(18.11)
50610100	Pension Cap Credits	UZ	2000000365	10/31/2012	(88.43)
50610100	Pension Cap Credits	UZ	2000000364	10/31/2012	35.16
50610100	Pension Cap Credits	UZ	2000000364	10/31/2012	(13.03)
50610100	Pension Cap Credits	UZ	2000000364	10/31/2012	(1.43)
50610100	Pension Cap Credits	UZ	2000000364	10/31/2012	(4.41)
50610100	Pension Cap Credits	UZ	2000000365	10/31/2012	(54.60)
50610100	Pension Cap Credits	UZ	2000000365	10/31/2012	(10.15)
51010000	Purchased Water	SV	100001644	10/31/2012	30,806.10
51010000	Purchased Water	SV	100001644	10/31/2012	5,265.00
51010000	Purchased Water	SV	100001644	10/31/2012	25,016.96
51010000	Purchased Water	SV	100001644	10/31/2012	8,679.90
51010000	Purchased Water	SV	100001665	10/31/2012	11,991.15
51010000	Purchased Water	SV	100001665	10/31/2012	(4,566.96)
51010000	Purchased Water	SV	100001665	10/31/2012	(2,251.90)

Kentucky American Water Company  
Case No. 2012-00520  
Response to PSC DR1, Item 31

Account	Description	Doc Type	Document Number	Posting Date	Amount
51010000	Purchased Water	SV	100001680	10/31/2012	(9,575.10)
51010000	Purchased Water	SV	100001680	10/31/2012	(11,991.15)
51010000	Purchased Water	CF	9300002878	10/31/2012	(12,425.10)
51010000	Purchased Water	CF	9300002878	10/31/2012	12,425.10
51010000	Purchased Water	CF	9300002987	10/31/2012	(8,006.35)
51010000	Purchased Water	CF	9300002987	10/31/2012	8,006.35
51010000	Purchased Water	CF	9300003077	10/31/2012	29,356.02
51010000	Purchased Water	CF	9300003077	10/31/2012	(29,356.02)
51010000	Purchased Water	CF	9300003162	10/31/2012	26,464.84
51010000	Purchased Water	CF	9300003162	10/31/2012	(26,464.84)
51010000	Purchased Water	CF	9300004218	10/31/2012	(38,961.86)
51010000	Purchased Water	CF	9300004218	10/31/2012	38,961.86
51010000	Purchased Water	CF	9300004223	10/31/2012	(30,806.10)
51010000	Purchased Water	CF	9300004223	10/31/2012	30,806.10
51010000	Purchased Water	CF	9300004226	10/31/2012	(5,172.29)
51010000	Purchased Water	CF	9300004226	10/31/2012	5,172.29
51010000	Purchased Water	CF	9300004245	10/31/2012	11,991.15
51010000	Purchased Water	CF	9300004245	10/31/2012	(11,991.15)
51010000	Purchased Water	CF	9300004247	10/31/2012	9,575.10
51010000	Purchased Water	CF	9300004247	10/31/2012	(9,575.10)
51015000	Purchased Water I/C	SA	100001473	10/31/2012	902.59
51015000	Purchased Water I/C	SA	100001473	10/31/2012	736.09
51110000	Waste Disposal	SV	100001468	10/31/2012	2,909.55
51110000	Waste Disposal	WA	5000002576	10/31/2012	1,470.06
51110000	Waste Disposal	WA	5000002576	10/31/2012	266.55
51110000	Waste Disposal	CF	9300002959	10/31/2012	(2,410.87)
51110000	Waste Disposal	CF	9300002959	10/31/2012	2,410.87
51110000	Waste Disposal	CF	9300003162	10/31/2012	2,585.66
51110000	Waste Disposal	CF	9300003162	10/31/2012	(2,585.66)
51110000	Waste Disposal	CF	9300003237	10/31/2012	(1,027.60)
51110000	Waste Disposal	CF	9300003237	10/31/2012	1,027.60
51110000	Waste Disposal	CF	9300003265	10/31/2012	(21,293.52)
51110000	Waste Disposal	CF	9300003265	10/31/2012	21,293.52
51110000	Waste Disposal	CF	9300003441	10/31/2012	(2,909.55)
51110000	Waste Disposal	CF	9300003441	10/31/2012	2,909.55
51110000	Waste Disposal	SR	9600000072	10/31/2012	1,000.00
51120000	Amort Waste Disposal	CF	9300003265	10/31/2012	(8,333.33)
51120000	Amort Waste Disposal	CF	9300003265	10/31/2012	8,333.33
51120000	Amort Waste Disposal	SR	9600000078	10/31/2012	8,333.33
51510000	Purchased Power	SV	100001468	10/31/2012	44,896.48
51510000	Purchased Power	SV	100001468	10/31/2012	225.70
51510000	Purchased Power	SV	100001468	10/31/2012	896.76
51510000	Purchased Power	SV	100001468	10/31/2012	278,398.55
51510000	Purchased Power	SV	100001468	10/31/2012	8,932.54
51510000	Purchased Power	SV	100001468	10/31/2012	1,689.48
51510000	Purchased Power	SV	100001468	10/31/2012	10.80
51510000	Purchased Power	SV	100001468	10/31/2012	362.27
51510000	Purchased Power	SV	100001666	10/31/2012	(1,594.88)
51510000	Purchased Power	SV	100001666	10/31/2012	19,016.33
51510000	Purchased Power	SV	100001666	10/31/2012	(77.97)
51510000	Purchased Power	SV	100001666	10/31/2012	(4,115.34)
51510000	Purchased Power	SV	100001667	10/31/2012	(9.49)
51510000	Purchased Power	SV	100001667	10/31/2012	(55.87)
51510000	Purchased Power	SV	100001667	10/31/2012	(4,132.89)
51510000	Purchased Power	SV	100001667	10/31/2012	(379.66)
51510000	Purchased Power	SV	100001667	10/31/2012	(0.67)
51510000	Purchased Power	SV	100001667	10/31/2012	(1.81)
51510000	Purchased Power	ZN	5000002594	10/31/2012	21.96
51510000	Purchased Power	ZN	5000002595	10/31/2012	2,257.76
51510000	Purchased Power	ZN	5000002633	10/31/2012	181.04
51510000	Purchased Power	CS	9300003161	10/31/2012	(10,005.97)
51510000	Purchased Power	CS	9300003088	10/31/2012	(870.08)
51510000	Purchased Power	CS	9300002960	10/31/2012	(39,646.36)
51510000	Purchased Power	CS	9300003163	10/31/2012	47,802.95
51510000	Purchased Power	CS	9300003207	10/31/2012	(445.23)
51510000	Purchased Power	CS	9300003274	10/31/2012	(2,257.76)
51510000	Purchased Power	CS	9300003442	10/31/2012	(44,896.48)
51510000	Purchased Power	CS	9300004242	10/31/2012	4,193.31
51510000	Purchased Power	CS	9300002965	10/31/2012	(128.81)
51510000	Purchased Power	CS	9300003084	10/31/2012	72.43
51510000	Purchased Power	CS	9300003386	10/31/2012	(225.70)
51510000	Purchased Power	CS	9300004227	10/31/2012	9.49
51510000	Purchased Power	CS	9300002969	10/31/2012	(697.40)
51510000	Purchased Power	CS	9300003099	10/31/2012	637.89
51510000	Purchased Power	CS	9300003397	10/31/2012	(896.76)
51510000	Purchased Power	CS	9300004231	10/31/2012	55.87
51510000	Purchased Power	CS	9300002931	10/31/2012	(208,013.33)

Kentucky American Water Company  
Case No. 2012-00520  
Response to PSC DR1, Item 31

Account	Description	Doc Type	Document Number	Posting Date	Amount
51510000	Purchased Power	CS	9300003134	10/31/2012	251,429.17
51510000	Purchased Power	CS	9300003422	10/31/2012	(278,579.59)
51510000	Purchased Power	CS	9300004238	10/31/2012	(13,288.56)
51510000	Purchased Power	CS	9300002865	10/31/2012	(3,132.01)
51510000	Purchased Power	CS	9300002961	10/31/2012	(5,688.50)
51510000	Purchased Power	CS	9300003064	10/31/2012	8,787.81
51510000	Purchased Power	CS	9300003371	10/31/2012	(8,932.54)
51510000	Purchased Power	CS	9300004224	10/31/2012	379.66
51510000	Purchased Power	CS	9300003075	10/31/2012	(267.51)
51510000	Purchased Power	CS	9300003379	10/31/2012	(1,689.48)
51510000	Purchased Power	CS	9300003093	10/31/2012	7.07
51510000	Purchased Power	CS	9300003250	10/31/2012	(21.96)
51510000	Purchased Power	CS	9300003393	10/31/2012	(10.80)
51510000	Purchased Power	CS	9300004229	10/31/2012	0.67
51510000	Purchased Power	CS	9300002900	10/31/2012	(23.96)
51510000	Purchased Power	CS	9300002971	10/31/2012	(79.81)
51510000	Purchased Power	CS	9300003105	10/31/2012	52.07
51510000	Purchased Power	CS	9300003184	10/31/2012	(85.52)
51510000	Purchased Power	CS	9300003401	10/31/2012	(362.27)
51510000	Purchased Power	CS	9300004232	10/31/2012	1.81
51510011	Purchased Power SS	CS	9300003161	10/31/2012	10,005.97
51510011	Purchased Power SS	CS	9300003088	10/31/2012	870.08
51510012	Purchased Power P	CS	9300002960	10/31/2012	39,646.36
51510012	Purchased Power P	CS	9300003163	10/31/2012	(47,802.95)
51510012	Purchased Power P	CS	9300003207	10/31/2012	445.23
51510012	Purchased Power P	CS	9300003274	10/31/2012	2,257.76
51510012	Purchased Power P	CS	9300003442	10/31/2012	44,896.48
51510012	Purchased Power P	CS	9300004242	10/31/2012	(4,193.31)
51510012	Purchased Power P	CS	9300002965	10/31/2012	128.81
51510012	Purchased Power P	CS	9300003084	10/31/2012	(72.43)
51510012	Purchased Power P	CS	9300003386	10/31/2012	225.70
51510012	Purchased Power P	CS	9300004227	10/31/2012	(9.49)
51510012	Purchased Power P	CS	9300002969	10/31/2012	697.40
51510012	Purchased Power P	CS	9300003099	10/31/2012	(637.89)
51510012	Purchased Power P	CS	9300003397	10/31/2012	896.76
51510012	Purchased Power P	CS	9300004231	10/31/2012	(55.87)
51510013	Purchased Power WT	CS	9300002931	10/31/2012	208,013.33
51510013	Purchased Power WT	CS	9300003134	10/31/2012	(251,429.17)
51510013	Purchased Power WT	CS	9300003422	10/31/2012	278,579.59
51510013	Purchased Power WT	CS	9300004238	10/31/2012	13,288.56
51510013	Purchased Power WT	CS	9300002865	10/31/2012	3,132.01
51510013	Purchased Power WT	CS	9300002961	10/31/2012	5,688.50
51510013	Purchased Power WT	CS	9300003064	10/31/2012	(8,787.81)
51510013	Purchased Power WT	CS	9300003371	10/31/2012	8,932.54
51510013	Purchased Power WT	CS	9300004224	10/31/2012	(379.66)
51510013	Purchased Power WT	CS	9300003075	10/31/2012	267.51
51510013	Purchased Power WT	CS	9300003379	10/31/2012	1,689.48
51510014	Purchased Power TD	CS	9300003093	10/31/2012	(7.07)
51510014	Purchased Power TD	CS	9300003250	10/31/2012	21.96
51510014	Purchased Power TD	CS	9300003393	10/31/2012	10.80
51510014	Purchased Power TD	CS	9300004229	10/31/2012	(0.67)
51510014	Purchased Power TD	CS	9300002900	10/31/2012	23.96
51510014	Purchased Power TD	CS	9300002971	10/31/2012	79.81
51510014	Purchased Power TD	CS	9300003105	10/31/2012	(52.07)
51510014	Purchased Power TD	CS	9300003184	10/31/2012	85.52
51510014	Purchased Power TD	CS	9300003401	10/31/2012	362.27
51510014	Purchased Power TD	CS	9300004232	10/31/2012	(1.81)
51520000	Fuel for Power Prod	CF	9300002981	10/31/2012	(8,435.61)
51520000	Fuel for Power Prod	CF	9300002981	10/31/2012	8,435.61
51520000	Fuel for Power Prod	CF	9300003197	10/31/2012	(698.12)
51520000	Fuel for Power Prod	CF	9300003197	10/31/2012	698.12
51800000	Chemicals	WA	5000002575	10/31/2012	3,922.74
51800000	Chemicals	WA	5000002575	10/31/2012	825.27
51800000	Chemicals	WA	5000002575	10/31/2012	4,753.13
51800000	Chemicals	WA	5000002575	10/31/2012	3,210.37
51800000	Chemicals	WA	5000002575	10/31/2012	16,309.73
51800000	Chemicals	WA	5000002575	10/31/2012	2,809.29
51800000	Chemicals	WA	5000002575	10/31/2012	129.66
51800000	Chemicals	WA	5000002579	10/31/2012	191.08
51800000	Chemicals	WA	5000002579	10/31/2012	128.16
51800000	Chemicals	CF	9300003135	10/31/2012	7,666.30
51800000	Chemicals	CF	9300003135	10/31/2012	(7,666.30)
51800000	Chemicals	CF	9300003237	10/31/2012	(10,149.04)
51800000	Chemicals	CF	9300003237	10/31/2012	10,149.04
51800000	Chemicals	CF	9300003241	10/31/2012	(319.24)
51800000	Chemicals	CF	9300003241	10/31/2012	319.24
51800000	Chemicals	CF	9300003243	10/31/2012	(1,112.40)



Kentucky American Water Company  
Case No. 2012-00520  
Response to PSC DR1, Item 31

Account	Description	Doc Type	Document Number	Posting Date	Amount
51800000	Chemicals	CF	9300003243	10/31/2012	1,112.40
51800000	Chemicals	CF	9300003265	10/31/2012	(123,948.11)
51800000	Chemicals	CF	9300003265	10/31/2012	123,948.11
52000000	M&S Expense (O&M)	SA	100001449	10/31/2012	4.70
52000000	M&S Expense (O&M)	SA	100001449	10/31/2012	(4.70)
52000000	M&S Expense (O&M)	SA	100001449	10/31/2012	8.95
52000000	M&S Expense (O&M)	SA	100001449	10/31/2012	(8.95)
52000000	M&S Expense (O&M)	SA	100001449	10/31/2012	17.94
52000000	M&S Expense (O&M)	SA	100001449	10/31/2012	(17.94)
52000000	M&S Expense (O&M)	SA	100001449	10/31/2012	39.17
52000000	M&S Expense (O&M)	SA	100001449	10/31/2012	(39.17)
52000000	M&S Expense (O&M)	SA	100001449	10/31/2012	5.70
52000000	M&S Expense (O&M)	SA	100001449	10/31/2012	(5.70)
52000000	M&S Expense (O&M)	SA	100001455	10/31/2012	167.28
52000000	M&S Expense (O&M)	SA	100001455	10/31/2012	(167.28)
52000000	M&S Expense (O&M)	SA	100001456	10/31/2012	125.03
52000000	M&S Expense (O&M)	SA	100001456	10/31/2012	(125.03)
52000000	M&S Expense (O&M)	SA	100001456	10/31/2012	24.66
52000000	M&S Expense (O&M)	SA	100001456	10/31/2012	(24.66)
52000000	M&S Expense (O&M)	SA	100001456	10/31/2012	139.55
52000000	M&S Expense (O&M)	SA	100001456	10/31/2012	(139.55)
52000000	M&S Expense (O&M)	SA	100001457	10/31/2012	26.50
52000000	M&S Expense (O&M)	SA	100001457	10/31/2012	(26.50)
52000000	M&S Expense (O&M)	SA	100001509	10/31/2012	1,878.56
52000000	M&S Expense (O&M)	SV	100001527	10/31/2012	24,309.68
52000000	M&S Expense (O&M)	SV	100001642	10/31/2012	30,000.00
52000000	M&S Expense (O&M)	SV	100001642	10/31/2012	5,000.00
52000000	M&S Expense (O&M)	SV	100001642	10/31/2012	30,000.00
52000000	M&S Expense (O&M)	SV	100001642	10/31/2012	78,677.17
52000000	M&S Expense (O&M)	SV	100001658	10/31/2012	2,948,547.00
52000000	M&S Expense (O&M)	SV	100001658	10/31/2012	9,495.00
52000000	M&S Expense (O&M)	SV	100001658	10/31/2012	12,232.00
52000000	M&S Expense (O&M)	SV	100001658	10/31/2012	5,307.00
52000000	M&S Expense (O&M)	WA	5000002577	10/31/2012	23,911.44
52000000	M&S Expense (O&M)	WA	5000002582	10/31/2012	(231.69)
52000000	M&S Expense (O&M)	WA	5000002582	10/31/2012	(14.86)
52000000	M&S Expense (O&M)	WA	5000002582	10/31/2012	(10.45)
52000000	M&S Expense (O&M)	WA	5000002582	10/31/2012	(49.81)
52000000	M&S Expense (O&M)	WA	5000002582	10/31/2012	(341.32)
52000000	M&S Expense (O&M)	WA	5000002582	10/31/2012	(70.75)
52000000	M&S Expense (O&M)	WA	5000002582	10/31/2012	(236.06)
52000000	M&S Expense (O&M)	WA	5000002582	10/31/2012	(14.76)
52000000	M&S Expense (O&M)	WA	5000002582	10/31/2012	(12.75)
52000000	M&S Expense (O&M)	WA	5000002582	10/31/2012	(41.91)
52000000	M&S Expense (O&M)	WA	5000002582	10/31/2012	(33.43)
52000000	M&S Expense (O&M)	WA	5000002582	10/31/2012	(30.07)
52000000	M&S Expense (O&M)	WA	5000002582	10/31/2012	(8.17)
52000000	M&S Expense (O&M)	WA	5000002582	10/31/2012	(134.46)
52000000	M&S Expense (O&M)	WA	5000002582	10/31/2012	(170.07)
52000000	M&S Expense (O&M)	WA	5000002582	10/31/2012	(1,104.33)
52000000	M&S Expense (O&M)	WA	5000002582	10/31/2012	(427.74)
52000000	M&S Expense (O&M)	WA	5000002582	10/31/2012	(78.59)
52000000	M&S Expense (O&M)	WA	5000002582	10/31/2012	(5.40)
52000000	M&S Expense (O&M)	WA	5000002582	10/31/2012	(125.69)
52000000	M&S Expense (O&M)	WA	5000002582	10/31/2012	(34.75)
52000000	M&S Expense (O&M)	WA	5000002582	10/31/2012	(122.45)
52000000	M&S Expense (O&M)	WA	5000002582	10/31/2012	(8.03)
52000000	M&S Expense (O&M)	WA	5000002582	10/31/2012	(8.75)
52000000	M&S Expense (O&M)	WA	5000002582	10/31/2012	(9.65)
52000000	M&S Expense (O&M)	WA	5000002582	10/31/2012	(60.47)
52000000	M&S Expense (O&M)	WA	5000002582	10/31/2012	(33.49)
52000000	M&S Expense (O&M)	WA	5000002585	10/31/2012	167.48
52000000	M&S Expense (O&M)	WA	5000002585	10/31/2012	10.45
52000000	M&S Expense (O&M)	WA	5000002585	10/31/2012	33.21
52000000	M&S Expense (O&M)	WA	5000002585	10/31/2012	70.75
52000000	M&S Expense (O&M)	WA	5000002585	10/31/2012	236.06
52000000	M&S Expense (O&M)	WA	5000002585	10/31/2012	8.17
52000000	M&S Expense (O&M)	WA	5000002585	10/31/2012	170.07
52000000	M&S Expense (O&M)	WA	5000002585	10/31/2012	423.37
52000000	M&S Expense (O&M)	WA	5000002585	10/31/2012	78.59
52000000	M&S Expense (O&M)	WA	5000002585	10/31/2012	8.03
52000000	M&S Expense (O&M)	WA	5000002585	10/31/2012	9.65
52000000	M&S Expense (O&M)	WA	5000002585	10/31/2012	60.47
52000000	M&S Expense (O&M)	WA	5000002585	10/31/2012	33.49
52000000	M&S Expense (O&M)	WA	5000002587	10/31/2012	64.20
52000000	M&S Expense (O&M)	WA	5000002587	10/31/2012	14.86
52000000	M&S Expense (O&M)	WA	5000002587	10/31/2012	16.60

Kentucky American Water Company  
Case No. 2012-00520  
Response to PSC DR1, Item 31

Account	Description	Doc Type	Document Number	Posting Date	Amount
52000000	M&S Expense (O&M)	WA	5000002587	10/31/2012	341.32
52000000	M&S Expense (O&M)	WA	5000002587	10/31/2012	14.76
52000000	M&S Expense (O&M)	WA	5000002587	10/31/2012	12.75
52000000	M&S Expense (O&M)	WA	5000002587	10/31/2012	41.91
52000000	M&S Expense (O&M)	WA	5000002587	10/31/2012	33.43
52000000	M&S Expense (O&M)	WA	5000002587	10/31/2012	30.07
52000000	M&S Expense (O&M)	WA	5000002587	10/31/2012	134.46
52000000	M&S Expense (O&M)	WA	5000002587	10/31/2012	1,104.33
52000000	M&S Expense (O&M)	WA	5000002587	10/31/2012	4.36
52000000	M&S Expense (O&M)	WA	5000002587	10/31/2012	5.40
52000000	M&S Expense (O&M)	WA	5000002587	10/31/2012	125.69
52000000	M&S Expense (O&M)	WA	5000002587	10/31/2012	34.75
52000000	M&S Expense (O&M)	WA	5000002587	10/31/2012	122.45
52000000	M&S Expense (O&M)	WA	5000002587	10/31/2012	8.75
52000000	M&S Expense (O&M)	WA	5000002590	10/31/2012	13,484.36
52000000	M&S Expense (O&M)	WA	5000002590	10/31/2012	89.15
52000000	M&S Expense (O&M)	WA	5000002590	10/31/2012	132.91
52000000	M&S Expense (O&M)	WA	5000002590	10/31/2012	127.20
52000000	M&S Expense (O&M)	WA	5000002591	10/31/2012	21.56
52000000	M&S Expense (O&M)	WA	5000002591	10/31/2012	23.61
52000000	M&S Expense (O&M)	WA	5000002591	10/31/2012	174.59
52000000	M&S Expense (O&M)	WA	5000002592	10/31/2012	45.32
52000000	M&S Expense (O&M)	WA	5000002592	10/31/2012	23.61
52000000	M&S Expense (O&M)	WA	5000002592	10/31/2012	715.80
52000000	M&S Expense (O&M)	WA	5000002593	10/31/2012	45.87
52000000	M&S Expense (O&M)	WA	5000002593	10/31/2012	47.21
52000000	M&S Expense (O&M)	WA	5000002593	10/31/2012	144.03
52000000	M&S Expense (O&M)	WA	5000002596	10/31/2012	118.03
52000000	M&S Expense (O&M)	WA	5000002596	10/31/2012	515.03
52000000	M&S Expense (O&M)	WA	5000002597	10/31/2012	6.17
52000000	M&S Expense (O&M)	WA	5000002598	10/31/2012	28.44
52000000	M&S Expense (O&M)	WA	5000002598	10/31/2012	25.14
52000000	M&S Expense (O&M)	WA	5000002598	10/31/2012	26.25
52000000	M&S Expense (O&M)	WA	5000002598	10/31/2012	5.99
52000000	M&S Expense (O&M)	WA	5000002598	10/31/2012	6.17
52000000	M&S Expense (O&M)	WA	5000002598	10/31/2012	184.05
52000000	M&S Expense (O&M)	WA	5000002599	10/31/2012	44.66
52000000	M&S Expense (O&M)	WA	5000002599	10/31/2012	674.87
52000000	M&S Expense (O&M)	WA	5000002599	10/31/2012	170.66
52000000	M&S Expense (O&M)	WA	5000002599	10/31/2012	268.91
52000000	M&S Expense (O&M)	WA	5000002599	10/31/2012	125.69
52000000	M&S Expense (O&M)	WA	5000002599	10/31/2012	8.75
52000000	M&S Expense (O&M)	WA	5000002599	10/31/2012	6.17
52000000	M&S Expense (O&M)	WA	5000002600	10/31/2012	104.75
52000000	M&S Expense (O&M)	WA	5000002600	10/31/2012	11.17
52000000	M&S Expense (O&M)	WA	5000002600	10/31/2012	61.35
52000000	M&S Expense (O&M)	WA	5000002600	10/31/2012	122.45
52000000	M&S Expense (O&M)	WA	5000002600	10/31/2012	28.44
52000000	M&S Expense (O&M)	WA	5000002600	10/31/2012	34.75
52000000	M&S Expense (O&M)	WA	5000002600	10/31/2012	89.64
52000000	M&S Expense (O&M)	WA	5000002600	10/31/2012	6.17
52000000	M&S Expense (O&M)	WA	5000002601	10/31/2012	(21.56)
52000000	M&S Expense (O&M)	WA	5000002601	10/31/2012	(45.32)
52000000	M&S Expense (O&M)	WA	5000002601	10/31/2012	(890.39)
52000000	M&S Expense (O&M)	WA	5000002602	10/31/2012	(45.87)
52000000	M&S Expense (O&M)	WA	5000002602	10/31/2012	(165.24)
52000000	M&S Expense (O&M)	WA	5000002602	10/31/2012	(659.06)
52000000	M&S Expense (O&M)	WA	5000002603	10/31/2012	(184.05)
52000000	M&S Expense (O&M)	WA	5000002603	10/31/2012	(28.44)
52000000	M&S Expense (O&M)	WA	5000002603	10/31/2012	(25.14)
52000000	M&S Expense (O&M)	WA	5000002603	10/31/2012	(26.25)
52000000	M&S Expense (O&M)	WA	5000002603	10/31/2012	(5.99)
52000000	M&S Expense (O&M)	WA	5000002603	10/31/2012	(12.34)
52000000	M&S Expense (O&M)	WA	5000002604	10/31/2012	(55.83)
52000000	M&S Expense (O&M)	WA	5000002604	10/31/2012	(736.22)
52000000	M&S Expense (O&M)	WA	5000002604	10/31/2012	(122.45)
52000000	M&S Expense (O&M)	WA	5000002604	10/31/2012	(199.10)
52000000	M&S Expense (O&M)	WA	5000002604	10/31/2012	(34.75)
52000000	M&S Expense (O&M)	WA	5000002604	10/31/2012	(358.55)
52000000	M&S Expense (O&M)	WA	5000002604	10/31/2012	(125.69)
52000000	M&S Expense (O&M)	WA	5000002604	10/31/2012	(8.75)
52000000	M&S Expense (O&M)	WA	5000002604	10/31/2012	(12.34)
52000000	M&S Expense (O&M)	WA	5000002604	10/31/2012	(104.75)
52000000	M&S Expense (O&M)	WA	5000002607	10/31/2012	12.75
52000000	M&S Expense (O&M)	WA	5000002607	10/31/2012	35.92
52000000	M&S Expense (O&M)	WA	5000002607	10/31/2012	66.86
52000000	M&S Expense (O&M)	WA	5000002607	10/31/2012	90.21

Kentucky American Water Company  
Case No. 2012-00520  
Response to PSC DR1, Item 31

Account	Description	Doc Type	Document Number	Posting Date	Amount
52000000	M&S Expense (O&M)	WA	5000002607	10/31/2012	16.34
52000000	M&S Expense (O&M)	WA	5000002607	10/31/2012	717.10
52000000	M&S Expense (O&M)	WA	5000002607	10/31/2012	837.20
52000000	M&S Expense (O&M)	WA	5000002607	10/31/2012	261.25
52000000	M&S Expense (O&M)	WA	5000002607	10/31/2012	42.02
52000000	M&S Expense (O&M)	WA	5000002607	10/31/2012	45.87
52000000	M&S Expense (O&M)	WA	5000002607	10/31/2012	56.69
52000000	M&S Expense (O&M)	WA	5000002607	10/31/2012	1,042.98
52000000	M&S Expense (O&M)	WA	5000002607	10/31/2012	105.97
52000000	M&S Expense (O&M)	WA	5000002607	10/31/2012	436.47
52000000	M&S Expense (O&M)	WA	5000002607	10/31/2012	11.61
52000000	M&S Expense (O&M)	WA	5000002607	10/31/2012	7.93
52000000	M&S Expense (O&M)	WA	5000002607	10/31/2012	150.83
52000000	M&S Expense (O&M)	WA	5000002607	10/31/2012	21.56
52000000	M&S Expense (O&M)	WA	5000002607	10/31/2012	151.87
52000000	M&S Expense (O&M)	WA	5000002607	10/31/2012	26.85
52000000	M&S Expense (O&M)	WA	5000002607	10/31/2012	17.73
52000000	M&S Expense (O&M)	WA	5000002607	10/31/2012	21.34
52000000	M&S Expense (O&M)	WA	5000002607	10/31/2012	19.30
52000000	M&S Expense (O&M)	WA	5000002607	10/31/2012	40.14
52000000	M&S Expense (O&M)	WA	5000002607	10/31/2012	23.18
52000000	M&S Expense (O&M)	WA	5000002607	10/31/2012	10.70
52000000	M&S Expense (O&M)	WA	5000002607	10/31/2012	60.47
52000000	M&S Expense (O&M)	WA	5000002607	10/31/2012	734.57
52000000	M&S Expense (O&M)	WA	5000002607	10/31/2012	156.52
52000000	M&S Expense (O&M)	WA	5000002607	10/31/2012	84.48
52000000	M&S Expense (O&M)	WA	5000002607	10/31/2012	23.72
52000000	M&S Expense (O&M)	WA	5000002607	10/31/2012	14.86
52000000	M&S Expense (O&M)	WA	5000002607	10/31/2012	62.60
52000000	M&S Expense (O&M)	WA	5000002607	10/31/2012	31.35
52000000	M&S Expense (O&M)	WA	5000002607	10/31/2012	83.01
52000000	M&S Expense (O&M)	WA	5000002607	10/31/2012	540.42
52000000	M&S Expense (O&M)	WA	5000002607	10/31/2012	44.63
52000000	M&S Expense (O&M)	WA	5000002607	10/31/2012	325.32
52000000	M&S Expense (O&M)	WA	5000002607	10/31/2012	35.37
52000000	M&S Expense (O&M)	WA	5000002607	10/31/2012	70.82
52000000	M&S Expense (O&M)	WA	5000002607	10/31/2012	7.38
52000000	M&S Expense (O&M)	WA	5000002608	10/31/2012	36.90
52000000	M&S Expense (O&M)	WA	5000002608	10/31/2012	12.74
52000000	M&S Expense (O&M)	WA	5000002608	10/31/2012	17.96
52000000	M&S Expense (O&M)	WA	5000002608	10/31/2012	15.04
52000000	M&S Expense (O&M)	WA	5000002608	10/31/2012	8.17
52000000	M&S Expense (O&M)	WA	5000002608	10/31/2012	448.19
52000000	M&S Expense (O&M)	WA	5000002608	10/31/2012	313.50
52000000	M&S Expense (O&M)	WA	5000002608	10/31/2012	56.69
52000000	M&S Expense (O&M)	WA	5000002608	10/31/2012	301.53
52000000	M&S Expense (O&M)	WA	5000002608	10/31/2012	45.32
52000000	M&S Expense (O&M)	WA	5000002608	10/31/2012	78.59
52000000	M&S Expense (O&M)	WA	5000002608	10/31/2012	5.80
52000000	M&S Expense (O&M)	WA	5000002608	10/31/2012	16.20
52000000	M&S Expense (O&M)	WA	5000002608	10/31/2012	21.42
52000000	M&S Expense (O&M)	WA	5000002608	10/31/2012	43.12
52000000	M&S Expense (O&M)	WA	5000002608	10/31/2012	8.95
52000000	M&S Expense (O&M)	WA	5000002608	10/31/2012	35.45
52000000	M&S Expense (O&M)	WA	5000002608	10/31/2012	8.03
52000000	M&S Expense (O&M)	WA	5000002608	10/31/2012	3.40
52000000	M&S Expense (O&M)	WA	5000002608	10/31/2012	279.14
52000000	M&S Expense (O&M)	WA	5000002608	10/31/2012	29.73
52000000	M&S Expense (O&M)	WA	5000002608	10/31/2012	41.73
52000000	M&S Expense (O&M)	WA	5000002608	10/31/2012	20.90
52000000	M&S Expense (O&M)	WA	5000002608	10/31/2012	398.20
52000000	M&S Expense (O&M)	WA	5000002608	10/31/2012	35.37
52000000	M&S Expense (O&M)	WA	5000002608	10/31/2012	70.82
52000000	M&S Expense (O&M)	WA	5000002609	10/31/2012	(134.46)
52000000	M&S Expense (O&M)	WA	5000002609	10/31/2012	(156.52)
52000000	M&S Expense (O&M)	WA	5000002609	10/31/2012	(84.48)
52000000	M&S Expense (O&M)	WA	5000002609	10/31/2012	(734.57)
52000000	M&S Expense (O&M)	WA	5000002610	10/31/2012	(8.73)
52000000	M&S Expense (O&M)	WA	5000002610	10/31/2012	(4.54)
52000000	M&S Expense (O&M)	WA	5000002610	10/31/2012	(6.37)
52000000	M&S Expense (O&M)	WA	5000002610	10/31/2012	(122.70)
52000000	M&S Expense (O&M)	WA	5000002610	10/31/2012	(16.12)
52000000	M&S Expense (O&M)	WA	5000002610	10/31/2012	(25.14)
52000000	M&S Expense (O&M)	WA	5000002610	10/31/2012	(8.03)
52000000	M&S Expense (O&M)	WA	5000002610	10/31/2012	(18.06)
52000000	M&S Expense (O&M)	WA	5000002611	10/31/2012	159.11
52000000	M&S Expense (O&M)	WA	5000002611	10/31/2012	201.51

Kentucky American Water Company  
Case No. 2012-00520  
Response to PSC DR1, Item 31

Account	Description	Doc Type	Document Number	Posting Date	Amount
52000000	M&S Expense (O&M)	WA	5000002611	10/31/2012	268.39
52000000	M&S Expense (O&M)	WA	5000002611	10/31/2012	325.21
52000000	M&S Expense (O&M)	WA	5000002611	10/31/2012	169.39
52000000	M&S Expense (O&M)	WA	5000002611	10/31/2012	498.94
52000000	M&S Expense (O&M)	KR	5000002637	10/31/2012	137.64
52000000	M&S Expense (O&M)	CF	9300003209	10/31/2012	(76.46)
52000000	M&S Expense (O&M)	CF	9300003209	10/31/2012	76.46
52000000	M&S Expense (O&M)	CF	9300003210	10/31/2012	(26.50)
52000000	M&S Expense (O&M)	CF	9300003210	10/31/2012	26.50
52000000	M&S Expense (O&M)	CF	9300003211	10/31/2012	(289.24)
52000000	M&S Expense (O&M)	CF	9300003211	10/31/2012	289.24
52000000	M&S Expense (O&M)	CF	9300003212	10/31/2012	(167.28)
52000000	M&S Expense (O&M)	CF	9300003212	10/31/2012	167.28
52000000	M&S Expense (O&M)	CF	9300003213	10/31/2012	(6.37)
52000000	M&S Expense (O&M)	CF	9300003213	10/31/2012	6.37
52000000	M&S Expense (O&M)	CF	9300003214	10/31/2012	(147.84)
52000000	M&S Expense (O&M)	CF	9300003214	10/31/2012	147.84
52000000	M&S Expense (O&M)	UT	9300003233	10/31/2012	(662.56)
52000000	M&S Expense (O&M)	UZ	2000000342	10/31/2012	(13,833.62)
52000000	M&S Expense (O&M)	CS	9300002931	10/31/2012	(4,046.02)
52000000	M&S Expense (O&M)	CS	9300003196	10/31/2012	(95.10)
52000000	M&S Expense (O&M)	CS	9300003202	10/31/2012	(79.29)
52000000	M&S Expense (O&M)	CS	9300002951	10/31/2012	(712.73)
52000000	M&S Expense (O&M)	CS	9300003204	10/31/2012	(276.41)
52000000	M&S Expense (O&M)	CS	9300002888	10/31/2012	(2,752.19)
52000000	M&S Expense (O&M)	CS	9300003248	10/31/2012	(1,300.15)
52000000	M&S Expense (O&M)	CS	9300003071	10/31/2012	66,138.21
52000000	M&S Expense (O&M)	CS	9300003377	10/31/2012	(81,850.90)
52000000	M&S Expense (O&M)	CS	9300002881	10/31/2012	(117.76)
52000000	M&S Expense (O&M)	CS	9300002896	10/31/2012	(377.98)
52000000	M&S Expense (O&M)	CS	9300003102	10/31/2012	(795.38)
52000000	M&S Expense (O&M)	CS	9300003182	10/31/2012	(4,289.43)
52000000	M&S Expense (O&M)	CS	9300003253	10/31/2012	(428.87)
52000000	M&S Expense (O&M)	CS	9300003181	10/31/2012	(222.60)
52000000	M&S Expense (O&M)	CS	9300002955	10/31/2012	(8,445.56)
52000000	M&S Expense (O&M)	CS	9300002986	10/31/2012	(2,093.00)
52000000	M&S Expense (O&M)	CS	9300003157	10/31/2012	1,011.64
52000000	M&S Expense (O&M)	CS	9300003273	10/31/2012	(5,529.93)
52000000	M&S Expense (O&M)	CS	9300002903	10/31/2012	(233.36)
52000000	M&S Expense (O&M)	CS	9300002972	10/31/2012	(40.76)
52000000	M&S Expense (O&M)	CS	9300003185	10/31/2012	(57.46)
52000000	M&S Expense (O&M)	CS	9300003256	10/31/2012	(332.78)
52000000	M&S Expense (O&M)	CS	9300003414	10/31/2012	(1,878.56)
52000000	M&S Expense (O&M)	CS	9300003254	10/31/2012	(83.40)
52000000	M&S Expense (O&M)	UZ	2000000341	10/31/2012	(23,911.44)
52000000	M&S Expense (O&M)	UZ	2000000406	10/31/2012	(2,948,547.00)
52000000	M&S Expense (O&M)	CS	9300003234	10/31/2012	(713.69)
52000000	M&S Expense (O&M)	UZ	2000000349	10/31/2012	(137.64)
52000000	M&S Expense (O&M)	UZ	2000000342	10/31/2012	(633.06)
52000000	M&S Expense (O&M)	UZ	2000000342	10/31/2012	(237.11)
52000000	M&S Expense (O&M)	UZ	2000000345	10/31/2012	870.17
52000000	M&S Expense (O&M)	UZ	2000000342	10/31/2012	(784.73)
52000000	M&S Expense (O&M)	UZ	2000000342	10/31/2012	(219.76)
52000000	M&S Expense (O&M)	UZ	2000000342	10/31/2012	(1,309.79)
52000000	M&S Expense (O&M)	UZ	2000000345	10/31/2012	957.27
52000000	M&S Expense (O&M)	UZ	2000000345	10/31/2012	(458.72)
52000000	M&S Expense (O&M)	UZ	2000000345	10/31/2012	1,758.43
52000000	M&S Expense (O&M)	UZ	2000000345	10/31/2012	(1,299.71)
52000000	M&S Expense (O&M)	UZ	2000000345	10/31/2012	(6.17)
52000000	M&S Expense (O&M)	UZ	2000000342	10/31/2012	(2,110.09)
52000000	M&S Expense (O&M)	UZ	2000000345	10/31/2012	282.21
52000000	M&S Expense (O&M)	UZ	2000000406	10/31/2012	(9,495.00)
52000000	M&S Expense (O&M)	UZ	2000000406	10/31/2012	(12,232.00)
52000000	M&S Expense (O&M)	UZ	2000000406	10/31/2012	(5,307.00)
52000000	M&S Expense (O&M)	UZ	2000000345	10/31/2012	(276.04)
52000000	M&S Expense (O&M)	UZ	2000000375	10/31/2012	(5,000.00)
52000000	M&S Expense (O&M)	UZ	2000000375	10/31/2012	(30,000.00)
52000000	M&S Expense (O&M)	UZ	2000000375	10/31/2012	(30,000.00)
52000000	M&S Expense (O&M)	UZ	2000000375	10/31/2012	(78,677.17)
52000000	M&S Expense (O&M)	UZ	2000000342	10/31/2012	4,226.25
52001300	M&S Oper WT	CS	9300002931	10/31/2012	4,046.02
52001300	M&S Oper WT	CS	9300003196	10/31/2012	95.10
52001300	M&S Oper WT	CS	9300003202	10/31/2012	79.29
52001400	M&S Oper TD	CS	9300002951	10/31/2012	712.73
52001400	M&S Oper TD	CS	9300003204	10/31/2012	276.41
52001400	M&S Oper TD	CS	9300002888	10/31/2012	2,752.19
52001400	M&S Oper TD	CS	9300003248	10/31/2012	1,300.15

Kentucky American Water Company  
Case No. 2012-00520  
Response to PSC DR1, Item 31

Account	Description	Doc Type	Document Number	Posting Date	Amount
52001600	M&S Oper AG	CS	9300003071	10/31/2012	(66,138.21)
52001600	M&S Oper AG	CS	9300003377	10/31/2012	81,850.90
52001600	M&S Oper AG	CS	9300002881	10/31/2012	117.76
52500000	Misc Expense (O&M)	SA	100001474	10/31/2012	1,399.81
52500000	Misc Expense (O&M)	SA	100001493	10/31/2012	4,756.17
52500000	Misc Expense (O&M)	SA	100001494	10/31/2012	281.84
52500000	Misc Expense (O&M)	SA	100001497	10/31/2012	561.20
52500000	Misc Expense (O&M)	SA	100001500	10/31/2012	796.42
52500000	Misc Expense (O&M)	SA	100001506	10/31/2012	4,152.36
52500000	Misc Expense (O&M)	SA	100001508	10/31/2012	341.52
52500000	Misc Expense (O&M)	SA	100001532	10/31/2012	104.05
52500000	Misc Expense (O&M)	SV	100001539	10/31/2012	91.50
52500000	Misc Expense (O&M)	SA	100001637	10/31/2012	588.52
52500000	Misc Expense (O&M)	SV	100001658	10/31/2012	8,379.00
52500000	Misc Expense (O&M)	SV	100001664	10/31/2012	84,537.13
52500000	Misc Expense (O&M)	SV	100001668	10/31/2012	166,950.00
52500000	Misc Expense (O&M)	SV	100001668	10/31/2012	166,950.00
52500000	Misc Expense (O&M)	SV	100001668	10/31/2012	14,994.00
52500000	Misc Expense (O&M)	SA	100001672	10/31/2012	(950.00)
52500000	Misc Expense (O&M)	WE	5000002583	10/31/2012	54,023.18
52500000	Misc Expense (O&M)	RE	5000002586	10/31/2012	114,480.00
52500000	Misc Expense (O&M)	RE	5000002586	10/31/2012	28,620.00
52500000	Misc Expense (O&M)	WE	5000002612	10/31/2012	7,749.66
52500000	Misc Expense (O&M)	WE	5000002615	10/31/2012	10,342.70
52500000	Misc Expense (O&M)	WE	5000002616	10/31/2012	15,250.49
52500000	Misc Expense (O&M)	WE	5000002628	10/31/2012	21,337.67
52500000	Misc Expense (O&M)	CS	9300003415	10/31/2012	(4,152.36)
52500000	Misc Expense (O&M)	CS	9300002931	10/31/2012	(17.97)
52500000	Misc Expense (O&M)	CS	9300002980	10/31/2012	(147.43)
52500000	Misc Expense (O&M)	CS	9300003202	10/31/2012	(1,331.49)
52500000	Misc Expense (O&M)	CS	9300002933	10/31/2012	(386.69)
52500000	Misc Expense (O&M)	CS	9300002921	10/31/2012	(157.48)
52500000	Misc Expense (O&M)	CS	9300003125	10/31/2012	(105.98)
52500000	Misc Expense (O&M)	CS	9300003192	10/31/2012	79.66
52500000	Misc Expense (O&M)	CS	9300002951	10/31/2012	(1,207.96)
52500000	Misc Expense (O&M)	CS	9300002983	10/31/2012	224.97
52500000	Misc Expense (O&M)	CS	9300003151	10/31/2012	(243.18)
52500000	Misc Expense (O&M)	CS	9300003204	10/31/2012	(99.31)
52500000	Misc Expense (O&M)	CS	9300003271	10/31/2012	(618.29)
52500000	Misc Expense (O&M)	CS	9300002964	10/31/2012	(2,584.98)
52500000	Misc Expense (O&M)	CS	9300003071	10/31/2012	222,794.58
52500000	Misc Expense (O&M)	CS	9300003239	10/31/2012	8.19
52500000	Misc Expense (O&M)	CS	9300003447	10/31/2012	(588.52)
52500000	Misc Expense (O&M)	CS	9300004225	10/31/2012	(84,537.13)
52500000	Misc Expense (O&M)	CS	9300003080	10/31/2012	100.06
52500000	Misc Expense (O&M)	CS	9300003382	10/31/2012	(104.05)
52500000	Misc Expense (O&M)	CS	9300003449	10/31/2012	(91.50)
52500000	Misc Expense (O&M)	CS	9300002955	10/31/2012	(2,131.91)
52500000	Misc Expense (O&M)	CS	9300003157	10/31/2012	0.39
52500000	Misc Expense (O&M)	CS	9300003206	10/31/2012	(471.90)
52500000	Misc Expense (O&M)	CS	9300004236	10/31/2012	950.00
52500000	Misc Expense (O&M)	CS	9300003414	10/31/2012	(6,737.15)
52500000	Misc Expense (O&M)	CS	9300002898	10/31/2012	(349.80)
52500000	Misc Expense (O&M)	CS	9300003104	10/31/2012	(99.13)
52500000	Misc Expense (O&M)	CS	9300003183	10/31/2012	(132.97)
52500000	Misc Expense (O&M)	CS	9300003254	10/31/2012	(190.80)
52500000	Misc Expense (O&M)	UZ	2000000342	10/31/2012	(28,620.00)
52500000	Misc Expense (O&M)	UZ	2000000406	10/31/2012	(166,950.00)
52500000	Misc Expense (O&M)	UZ	2000000342	10/31/2012	(114,480.00)
52500000	Misc Expense (O&M)	UZ	2000000406	10/31/2012	(166,950.00)
52500000	Misc Expense (O&M)	UZ	2000000338	10/31/2012	(4,062.92)
52500000	Misc Expense (O&M)	UZ	2000000406	10/31/2012	(8,379.00)
52500000	Misc Expense (O&M)	UZ	2000000349	10/31/2012	(21,337.67)
52500000	Misc Expense (O&M)	UZ	2000000342	10/31/2012	(54,023.18)
52500000	Misc Expense (O&M)	UZ	2000000349	10/31/2012	(10,342.70)
52500000	Misc Expense (O&M)	UZ	2000000406	10/31/2012	(14,994.00)
52500000	Misc Expense (O&M)	UZ	2000000338	10/31/2012	(2,031.46)
52500000	Misc Expense (O&M)	UZ	2000000349	10/31/2012	(7,749.66)
52500000	Misc Expense (O&M)	UZ	2000000349	10/31/2012	(15,250.49)
52500000	Misc Expense (O&M)	UZ	2000000351	10/31/2012	(1,399.81)
52501100	Misc Oper SS	CS	9300003415	10/31/2012	4,152.36
52501300	Misc Oper WT	CS	9300002931	10/31/2012	17.97
52501300	Misc Oper WT	CS	9300002980	10/31/2012	147.43
52501300	Misc Oper WT	CS	9300003202	10/31/2012	1,331.49
52501400	Misc Oper TD	CS	9300002933	10/31/2012	386.69
52501400	Misc Oper TD	CS	9300002921	10/31/2012	157.48
52501400	Misc Oper TD	CS	9300003125	10/31/2012	105.98

Kentucky American Water Company  
Case No. 2012-00520  
Response to PSC DR1, Item 31

Account	Description	Doc Type	Document Number	Posting Date	Amount
52501400	Misc Oper TD	CS	9300003192	10/31/2012	(79.66)
52501400	Misc Oper TD	CS	9300002951	10/31/2012	1,207.96
52501400	Misc Oper TD	CS	9300002983	10/31/2012	(224.97)
52501400	Misc Oper TD	CS	9300003151	10/31/2012	243.18
52501400	Misc Oper TD	CS	9300003204	10/31/2012	99.31
52501400	Misc Oper TD	CS	9300003271	10/31/2012	618.29
52501600	Misc Oper AG	CS	9300002964	10/31/2012	2,584.98
52501600	Misc Oper AG	CS	9300003071	10/31/2012	(222,794.58)
52501600	Misc Oper AG	CS	9300003239	10/31/2012	(8.19)
52501600	Misc Oper AG	CS	9300003447	10/31/2012	588.52
52501600	Misc Oper AG	CS	9300004225	10/31/2012	84,537.13
52501600	Misc Oper AG	CS	9300003080	10/31/2012	(100.06)
52501600	Misc Oper AG	CS	9300003382	10/31/2012	104.05
52501600	Misc Oper AG	CS	9300003449	10/31/2012	91.50
52503000	Advertising	CF	9300002882	10/31/2012	(3,564.25)
52503000	Advertising	CF	9300002882	10/31/2012	3,564.25
52503000	Advertising	CF	9300003081	10/31/2012	(530.00)
52503000	Advertising	CF	9300003081	10/31/2012	530.00
52510000	Bank Svc Charges	SV	100001519	10/31/2012	13,541.72
52510000	Bank Svc Charges	SV	100001647	10/31/2012	8,195.12
52510000	Bank Svc Charges	SV	100001673	10/31/2012	7,037.56
52510000	Bank Svc Charges	SA	100001683	10/31/2012	(9,746.12)
52510000	Bank Svc Charges	SA	100001683	10/31/2012	9,746.12
52510000	Bank Svc Charges	CS	9300003122	10/31/2012	17,941.24
52510000	Bank Svc Charges	CS	9300003453	10/31/2012	(8,195.12)
52510000	Bank Svc Charges	CS	9300002974	10/31/2012	(8,319.92)
52510000	Bank Svc Charges	CS	9300003114	10/31/2012	7,957.29
52510000	Bank Svc Charges	CS	9300003258	10/31/2012	598.93
52510000	Bank Svc Charges	CS	9300003408	10/31/2012	(13,541.72)
52510000	Bank Svc Charges	CS	9300004233	10/31/2012	(7,037.56)
52510000	Bank Svc Charges	CS	9300004246	10/31/2012	9,746.12
52510000	Bank Svc Charges	CS	9300004244	10/31/2012	(9,746.12)
52510015	Bank Svc Charges-CA	CS	9300002974	10/31/2012	8,319.92
52510015	Bank Svc Charges-CA	CS	9300003114	10/31/2012	(7,957.29)
52510015	Bank Svc Charges-CA	CS	9300003258	10/31/2012	(598.93)
52510015	Bank Svc Charges-CA	CS	9300003408	10/31/2012	13,541.72
52510015	Bank Svc Charges-CA	CS	9300004233	10/31/2012	7,037.56
52510015	Bank Svc Charges-CA	CS	9300004246	10/31/2012	(9,746.12)
52510016	Bank Svc Charges-AG	CS	9300003122	10/31/2012	(17,941.24)
52510016	Bank Svc Charges-AG	CS	9300003453	10/31/2012	8,195.12
52510016	Bank Svc Charges-AG	CS	9300004244	10/31/2012	9,746.12
52514500	Charitb Don-H/Ed/En	CF	9300002882	10/31/2012	(1,000.00)
52514500	Charitb Don-H/Ed/En	CF	9300002882	10/31/2012	1,000.00
52514500	Charitb Don-H/Ed/En	CF	9300003081	10/31/2012	(1,500.00)
52514500	Charitb Don-H/Ed/En	CF	9300003081	10/31/2012	1,500.00
52514600	Charitb Don-Commnty	CF	9300003081	10/31/2012	(7,500.00)
52514600	Charitb Don-Commnty	CF	9300003081	10/31/2012	7,500.00
52514700	Community Partnrshps	CF	9300002882	10/31/2012	(13,500.00)
52514700	Community Partnrshps	CF	9300002882	10/31/2012	13,500.00
52514700	Community Partnrshps	CF	9300003081	10/31/2012	(500.00)
52514700	Community Partnrshps	CF	9300003081	10/31/2012	500.00
52514903	Cust Edu Comm-Issues	CF	9300002882	10/31/2012	(127.20)
52514903	Cust Edu Comm-Issues	CF	9300002882	10/31/2012	127.20
52514903	Cust Edu Comm-Issues	CF	9300003245	10/31/2012	(150.52)
52514903	Cust Edu Comm-Issues	CF	9300003245	10/31/2012	150.52
52514904	Cust Edu Comm-Consrv	KR	5000002620	10/31/2012	4,361.90
52514904	Cust Edu Comm-Consrv	CF	9300002882	10/31/2012	(3,869.00)
52514904	Cust Edu Comm-Consrv	CF	9300002882	10/31/2012	3,869.00
52514904	Cust Edu Comm-Consrv	CF	9300003081	10/31/2012	(13,500.00)
52514904	Cust Edu Comm-Consrv	CF	9300003081	10/31/2012	13,500.00
52514904	Cust Edu Comm-Consrv	CF	9300003383	10/31/2012	(4,361.90)
52514904	Cust Edu Comm-Consrv	CF	9300003383	10/31/2012	4,361.90
52514906	Cust Edu-Bill Insert	CF	9300003081	10/31/2012	(238.50)
52514906	Cust Edu-Bill Insert	CF	9300003081	10/31/2012	238.50
52514909	Cust Edu-Video&Photo	CF	9300002882	10/31/2012	(260.00)
52514909	Cust Edu-Video&Photo	CF	9300002882	10/31/2012	260.00
52515000	Commun Relations-E	CF	9300002882	10/31/2012	(85.00)
52515000	Commun Relations-E	CF	9300002882	10/31/2012	85.00
52515001	Commun Relations-S	CF	9300002882	10/31/2012	(993.58)
52515001	Commun Relations-S	CF	9300002882	10/31/2012	993.58
52515001	Commun Relations-S	CF	9300003081	10/31/2012	(639.87)
52515001	Commun Relations-S	CF	9300003081	10/31/2012	639.87
52520000	Collection Agencies	SV	100001542	10/31/2012	1,953.41
52520000	Collection Agencies	SV	100001542	10/31/2012	186.55
52520000	Collection Agencies	SV	100001638	10/31/2012	2,876.87
52520000	Collection Agencies	SV	100001638	10/31/2012	1,269.85
52520000	Collection Agencies	CF	9300002914	10/31/2012	(882.61)

Kentucky American Water Company  
Case No. 2012-00520  
Response to PSC DR1, Item 31

Account	Description	Doc Type	Document Number	Posting Date	Amount
52520000	Collection Agencies	CF	9300002914	10/31/2012	882.61
52520000	Collection Agencies	CF	9300002975	10/31/2012	(5,482.15)
52520000	Collection Agencies	CF	9300002975	10/31/2012	5,482.15
52520000	Collection Agencies	CF	9300003115	10/31/2012	10,631.74
52520000	Collection Agencies	CF	9300003115	10/31/2012	(10,631.74)
52520000	Collection Agencies	CF	9300003259	10/31/2012	(1,785.03)
52520000	Collection Agencies	CF	9300003259	10/31/2012	1,785.03
52520000	Collection Agencies	CF	9300003452	10/31/2012	(6,286.68)
52520000	Collection Agencies	CF	9300003452	10/31/2012	6,286.68
52524000	Co Dues/Mmbrshp Ded	SA	100001501	10/31/2012	532.11
52524000	Co Dues/Mmbrshp Ded	SA	100001510	10/31/2012	307.11
52524000	Co Dues/Mmbrshp Ded	CF	9300002930	10/31/2012	(2,500.00)
52524000	Co Dues/Mmbrshp Ded	CF	9300002930	10/31/2012	2,500.00
52524000	Co Dues/Mmbrshp Ded	CF	9300003238	10/31/2012	(439.83)
52524000	Co Dues/Mmbrshp Ded	CF	9300003238	10/31/2012	439.83
52524000	Co Dues/Mmbrshp Ded	CF	9300003240	10/31/2012	(3,800.50)
52524000	Co Dues/Mmbrshp Ded	CF	9300003240	10/31/2012	3,800.50
52524000	Co Dues/Mmbrshp Ded	CF	9300003245	10/31/2012	(833.33)
52524000	Co Dues/Mmbrshp Ded	CF	9300003245	10/31/2012	833.33
52524000	Co Dues/Mmbrshp Ded	CF	9300003378	10/31/2012	(839.22)
52524000	Co Dues/Mmbrshp Ded	CF	9300003378	10/31/2012	839.22
52524000	Co Dues/Mmbrshp Ded	SR	9600000075	10/31/2012	833.33
52524000	Co Dues/Mmbrshp Ded	SR	9600000076	10/31/2012	439.83
52524000	Co Dues/Mmbrshp Ded	SR	9600000079	10/31/2012	3,800.50
52526100	Credit Line Fees I/C	SV	100001522	10/31/2012	2,871.50
52526100	Credit Line Fees I/C	SA	100001662	10/31/2012	5,644.87
52527000	Directors Fees	CF	9300002880	10/31/2012	(250.00)
52527000	Directors Fees	CF	9300002880	10/31/2012	250.00
52532000	Electricity	SV	100001468	10/31/2012	88.85
52532000	Electricity	SV	100001468	10/31/2012	20.93
52532000	Electricity	SV	100001468	10/31/2012	2,743.84
52532000	Electricity	SV	100001468	10/31/2012	589.96
52532000	Electricity	SV	100001468	10/31/2012	7,232.75
52532000	Electricity	SV	100001468	10/31/2012	148.68
52532000	Electricity	SV	100001468	10/31/2012	1,634.29
52532000	Electricity	SV	100001667	10/31/2012	(1.05)
52532000	Electricity	SV	100001667	10/31/2012	(2.69)
52532000	Electricity	SV	100001667	10/31/2012	(110.72)
52532000	Electricity	ZN	5000002594	10/31/2012	26.88
52532000	Electricity	ZN	5000002594	10/31/2012	20.48
52532000	Electricity	ZN	5000002595	10/31/2012	46.68
52532000	Electricity	ZN	5000002595	10/31/2012	52.87
52532000	Electricity	ZN	5000002595	10/31/2012	61.02
52532000	Electricity	ZN	5000002595	10/31/2012	80.73
52532000	Electricity	ZN	5000002633	10/31/2012	32.41
52532000	Electricity	ZN	5000002633	10/31/2012	40.70
52532000	Electricity	CS	9300002931	10/31/2012	(47.97)
52532000	Electricity	CS	9300003134	10/31/2012	56.89
52532000	Electricity	CS	9300003422	10/31/2012	(129.55)
52532000	Electricity	CS	9300004238	10/31/2012	1.05
52532000	Electricity	CS	9300003091	10/31/2012	14.66
52532000	Electricity	CS	9300003249	10/31/2012	(46.68)
52532000	Electricity	CS	9300003391	10/31/2012	(20.93)
52532000	Electricity	CS	9300002951	10/31/2012	(2,038.07)
52532000	Electricity	CS	9300002983	10/31/2012	(33.62)
52532000	Electricity	CS	9300003151	10/31/2012	3,719.44
52532000	Electricity	CS	9300003204	10/31/2012	(116.27)
52532000	Electricity	CS	9300003271	10/31/2012	(194.62)
52532000	Electricity	CS	9300003435	10/31/2012	(2,743.84)
52532000	Electricity	CS	9300004240	10/31/2012	2.69
52532000	Electricity	CS	9300002888	10/31/2012	(64.83)
52532000	Electricity	CS	9300002967	10/31/2012	(126.25)
52532000	Electricity	CS	9300003089	10/31/2012	1,578.87
52532000	Electricity	CS	9300003178	10/31/2012	(51.39)
52532000	Electricity	CS	9300003248	10/31/2012	(47.36)
52532000	Electricity	CS	9300003389	10/31/2012	(2,256.66)
52532000	Electricity	CS	9300004228	10/31/2012	110.72
52532000	Electricity	CS	9300002917	10/31/2012	(5,993.41)
52532000	Electricity	CS	9300003120	10/31/2012	6,613.36
52532000	Electricity	CS	9300003412	10/31/2012	(7,232.75)
52532000	Electricity	CS	9300003078	10/31/2012	(26.66)
52532000	Electricity	CS	9300003380	10/31/2012	(148.68)
52532013	Electricity WT	CS	9300002931	10/31/2012	47.97
52532013	Electricity WT	CS	9300003134	10/31/2012	(56.89)
52532013	Electricity WT	CS	9300003422	10/31/2012	129.55
52532013	Electricity WT	CS	9300004238	10/31/2012	(1.05)
52532013	Electricity WT	CS	9300003091	10/31/2012	(14.66)

Kentucky American Water Company  
Case No. 2012-00520  
Response to PSC DR1, Item 31

Account	Description	Doc Type	Document Number	Posting Date	Amount
52532013	Electricity WT	CS	9300003249	10/31/2012	46.68
52532013	Electricity WT	CS	9300003391	10/31/2012	20.93
52532014	Electricity TD	CS	9300002951	10/31/2012	2,038.07
52532014	Electricity TD	CS	9300002983	10/31/2012	33.62
52532014	Electricity TD	CS	9300003151	10/31/2012	(3,719.44)
52532014	Electricity TD	CS	9300003204	10/31/2012	116.27
52532014	Electricity TD	CS	9300003271	10/31/2012	194.62
52532014	Electricity TD	CS	9300003435	10/31/2012	2,743.84
52532014	Electricity TD	CS	9300004240	10/31/2012	(2.69)
52532014	Electricity TD	CS	9300002888	10/31/2012	64.83
52532014	Electricity TD	CS	9300002967	10/31/2012	126.25
52532014	Electricity TD	CS	9300003089	10/31/2012	(1,578.87)
52532014	Electricity TD	CS	9300003178	10/31/2012	51.39
52532014	Electricity TD	CS	9300003248	10/31/2012	47.36
52532014	Electricity TD	CS	9300003389	10/31/2012	2,256.66
52532014	Electricity TD	CS	9300004228	10/31/2012	(110.72)
52532016	Electricity AG	CS	9300002917	10/31/2012	5,993.41
52532016	Electricity AG	CS	9300003120	10/31/2012	(6,613.36)
52532016	Electricity AG	CS	9300003412	10/31/2012	7,232.75
52532016	Electricity AG	CS	9300003078	10/31/2012	26.66
52532016	Electricity AG	CS	9300003380	10/31/2012	148.68
52534000	Employee Expenses	SV	100001527	10/31/2012	28,985.95
52534000	Employee Expenses	SV	100001537	10/31/2012	21,004.75
52534000	Employee Expenses	CF	9300002874	10/31/2012	(28.50)
52534000	Employee Expenses	CF	9300002874	10/31/2012	28.50
52534000	Employee Expenses	CF	9300002929	10/31/2012	(215.00)
52534000	Employee Expenses	CF	9300002929	10/31/2012	215.00
52534000	Employee Expenses	CF	9300002979	10/31/2012	190.00
52534000	Employee Expenses	CF	9300002979	10/31/2012	(190.00)
52534000	Employee Expenses	CF	9300002989	10/31/2012	(0.89)
52534000	Employee Expenses	CF	9300002989	10/31/2012	0.89
52534000	Employee Expenses	CF	9300003072	10/31/2012	60,577.67
52534000	Employee Expenses	CF	9300003072	10/31/2012	(60,577.67)
52534000	Employee Expenses	CF	9300003152	10/31/2012	(88.11)
52534000	Employee Expenses	CF	9300003152	10/31/2012	88.11
52534000	Employee Expenses	CF	9300003177	10/31/2012	(89.00)
52534000	Employee Expenses	CF	9300003177	10/31/2012	89.00
52534000	Employee Expenses	CF	9300003378	10/31/2012	(53,821.49)
52534000	Employee Expenses	CF	9300003378	10/31/2012	53,821.49
52534000	Employee Expenses	CF	9300003448	10/31/2012	(21,004.75)
52534000	Employee Expenses	CF	9300003448	10/31/2012	21,004.75
52534000	Employee Expenses	UT	9300002864	10/31/2012	(1.50)
52534000	Employee Expenses	UT	9300003063	10/31/2012	(0.89)
52534200	Conferences & Reg	SA	100001499	10/31/2012	54.10
52534200	Conferences & Reg	CF	9300003378	10/31/2012	(54.10)
52534200	Conferences & Reg	CF	9300003378	10/31/2012	54.10
52535000	Meals Deductible	SV	100001527	10/31/2012	28,985.95
52535000	Meals Deductible	SV	100001537	10/31/2012	21,004.75
52535000	Meals Deductible	CF	9300003072	10/31/2012	60,577.69
52535000	Meals Deductible	CF	9300003072	10/31/2012	(60,577.69)
52535000	Meals Deductible	CF	9300003378	10/31/2012	(53,821.51)
52535000	Meals Deductible	CF	9300003378	10/31/2012	53,821.51
52535000	Meals Deductible	CF	9300003448	10/31/2012	(21,004.75)
52535000	Meals Deductible	CF	9300003448	10/31/2012	21,004.75
52542000	Forms	SV	100001643	10/31/2012	18,966.57
52542000	Forms	SV	100001643	10/31/2012	23,333.39
52542000	Forms	SV	100001643	10/31/2012	17,281.57
52542000	Forms	SV	100001643	10/31/2012	16,284.74
52542000	Forms	CS	9300003114	10/31/2012	49,497.18
52542000	Forms	CS	9300003451	10/31/2012	(75,866.27)
52542015	Forms CA	CS	9300003114	10/31/2012	(49,497.18)
52542015	Forms CA	CS	9300003451	10/31/2012	75,866.27
52546000	Grounds Keeping	CS	9300002931	10/31/2012	(249.10)
52546000	Grounds Keeping	CS	9300003264	10/31/2012	(665.68)
52546000	Grounds Keeping	CS	9300002865	10/31/2012	(471.70)
52546000	Grounds Keeping	CS	9300003236	10/31/2012	(328.60)
52546000	Grounds Keeping	CS	9300002876	10/31/2012	(584.06)
52546000	Grounds Keeping	CS	9300003242	10/31/2012	(413.40)
52546000	Grounds Keeping	CS	9300002951	10/31/2012	(9,269.70)
52546000	Grounds Keeping	CS	9300002888	10/31/2012	(888.28)
52546000	Grounds Keeping	CS	9300003248	10/31/2012	(444.14)
52546000	Grounds Keeping	CS	9300002900	10/31/2012	(42.40)
52546000	Grounds Keeping	CS	9300003255	10/31/2012	(21.20)
52546013	Grounds Keeping WT	CS	9300002931	10/31/2012	249.10
52546013	Grounds Keeping WT	CS	9300003264	10/31/2012	665.68
52546013	Grounds Keeping WT	CS	9300002865	10/31/2012	471.70
52546013	Grounds Keeping WT	CS	9300003236	10/31/2012	328.60



Kentucky American Water Company  
Case No. 2012-00520  
Response to PSC DR1, Item 31

Account	Description	Doc Type	Document Number	Posting Date	Amount
52546013	Grounds Keeping WT	CS	9300002876	10/31/2012	584.06
52546013	Grounds Keeping WT	CS	9300003242	10/31/2012	413.40
52546014	Grounds Keeping TD	CS	9300002951	10/31/2012	9,269.70
52546014	Grounds Keeping TD	CS	9300002888	10/31/2012	888.28
52546014	Grounds Keeping TD	CS	9300003248	10/31/2012	444.14
52546014	Grounds Keeping TD	CS	9300002900	10/31/2012	42.40
52546014	Grounds Keeping TD	CS	9300003255	10/31/2012	21.20
52548000	Heating Oil/Gas	SV	100001468	10/31/2012	448.60
52548000	Heating Oil/Gas	SV	100001468	10/31/2012	8.70
52548000	Heating Oil/Gas	SV	100001468	10/31/2012	665.00
52548000	Heating Oil/Gas	SV	100001667	10/31/2012	(4.16)
52548000	Heating Oil/Gas	SV	100001667	10/31/2012	(0.54)
52548000	Heating Oil/Gas	SV	100001667	10/31/2012	(7.76)
52548000	Heating Oil/Gas	ZN	5000002594	10/31/2012	516.07
52548000	Heating Oil/Gas	ZN	5000002594	10/31/2012	114.02
52548000	Heating Oil/Gas	CS	9300002951	10/31/2012	(382.85)
52548000	Heating Oil/Gas	CS	9300002983	10/31/2012	(31.70)
52548000	Heating Oil/Gas	CS	9300003151	10/31/2012	444.71
52548000	Heating Oil/Gas	CS	9300003271	10/31/2012	(114.02)
52548000	Heating Oil/Gas	CS	9300003435	10/31/2012	(448.60)
52548000	Heating Oil/Gas	CS	9300004240	10/31/2012	4.16
52548000	Heating Oil/Gas	CS	9300003094	10/31/2012	(1.56)
52548000	Heating Oil/Gas	CS	9300003394	10/31/2012	(8.70)
52548000	Heating Oil/Gas	CS	9300004230	10/31/2012	0.54
52548000	Heating Oil/Gas	CS	9300002917	10/31/2012	(890.15)
52548000	Heating Oil/Gas	CS	9300003120	10/31/2012	840.24
52548000	Heating Oil/Gas	CS	9300003260	10/31/2012	(516.07)
52548000	Heating Oil/Gas	CS	9300003412	10/31/2012	(665.00)
52548000	Heating Oil/Gas	CS	9300004234	10/31/2012	7.76
52548014	Heating Oil/Gas TD	CS	9300002951	10/31/2012	382.85
52548014	Heating Oil/Gas TD	CS	9300002983	10/31/2012	31.70
52548014	Heating Oil/Gas TD	CS	9300003151	10/31/2012	(444.71)
52548014	Heating Oil/Gas TD	CS	9300003271	10/31/2012	114.02
52548014	Heating Oil/Gas TD	CS	9300003435	10/31/2012	448.60
52548014	Heating Oil/Gas TD	CS	9300004240	10/31/2012	(4.16)
52548014	Heating Oil/Gas TD	CS	9300003094	10/31/2012	1.56
52548014	Heating Oil/Gas TD	CS	9300003394	10/31/2012	8.70
52548014	Heating Oil/Gas TD	CS	9300004230	10/31/2012	(0.54)
52548016	Heating Oil/Gas AG	CS	9300002917	10/31/2012	890.15
52548016	Heating Oil/Gas AG	CS	9300003120	10/31/2012	(840.24)
52548016	Heating Oil/Gas AG	CS	9300003260	10/31/2012	516.07
52548016	Heating Oil/Gas AG	CS	9300003412	10/31/2012	665.00
52548016	Heating Oil/Gas AG	CS	9300004234	10/31/2012	(7.76)
52548100	Hiring Costs	CF	9300003205	10/31/2012	(53.00)
52548100	Hiring Costs	CF	9300003205	10/31/2012	53.00
52549000	Injuries and Damages	CF	9300003152	10/31/2012	(1,524.52)
52549000	Injuries and Damages	CF	9300003152	10/31/2012	1,524.52
52549500	Inv Phys W/O Scrap	WI	5000002951	10/31/2012	620.23
52550000	Janitorial	SV	100001664	10/31/2012	5,403.33
52550000	Janitorial	SV	100001664	10/31/2012	5,403.33
52550000	Janitorial	CS	9300002931	10/31/2012	(1,432.39)
52550000	Janitorial	CS	9300002980	10/31/2012	(129.40)
52550000	Janitorial	CS	9300003196	10/31/2012	(2,035.20)
52550000	Janitorial	CS	9300002873	10/31/2012	(5,403.33)
52550000	Janitorial	CS	9300004225	10/31/2012	(10,806.66)
52550000	Janitorial	CS	9300003252	10/31/2012	(318.00)
52550000	Janitorial	CS	9300002898	10/31/2012	(404.98)
52550013	Janitorial WT	CS	9300002931	10/31/2012	1,432.39
52550013	Janitorial WT	CS	9300002980	10/31/2012	129.40
52550013	Janitorial WT	CS	9300003196	10/31/2012	2,035.20
52550016	Janitorial AG	CS	9300002873	10/31/2012	5,403.33
52550016	Janitorial AG	CS	9300004225	10/31/2012	10,806.66
52550016	Janitorial AG	CS	9300003252	10/31/2012	318.00
52550016	Janitorial AG	CS	9300002898	10/31/2012	404.98
52554500	Lab Supplies	SV	100001657	10/31/2012	1,600.00
52554500	Lab Supplies	WE	5000002629	10/31/2012	113.72
52554500	Lab Supplies	WE	5000002629	10/31/2012	214.97
52554500	Lab Supplies	CF	9300002877	10/31/2012	64.97
52554500	Lab Supplies	CF	9300002877	10/31/2012	(64.97)
52554500	Lab Supplies	CF	9300002899	10/31/2012	(16.91)
52554500	Lab Supplies	CF	9300002899	10/31/2012	16.91
52554500	Lab Supplies	CF	9300002950	10/31/2012	(871.35)
52554500	Lab Supplies	CF	9300002950	10/31/2012	871.35
52554500	Lab Supplies	CF	9300002968	10/31/2012	(69.68)
52554500	Lab Supplies	CF	9300002968	10/31/2012	69.68
52554500	Lab Supplies	CF	9300002977	10/31/2012	(331.19)
52554500	Lab Supplies	CF	9300002977	10/31/2012	331.19

Kentucky American Water Company  
Case No. 2012-00520  
Response to PSC DR1, Item 31

Account	Description	Doc Type	Document Number	Posting Date	Amount
52554500	Lab Supplies	CF	9300002978	10/31/2012	(14.14)
52554500	Lab Supplies	CF	9300002978	10/31/2012	14.14
52554500	Lab Supplies	CF	9300002982	10/31/2012	(2,018.15)
52554500	Lab Supplies	CF	9300002982	10/31/2012	2,018.15
52554500	Lab Supplies	CF	9300002984	10/31/2012	(658.19)
52554500	Lab Supplies	CF	9300002984	10/31/2012	658.19
52554500	Lab Supplies	CF	9300003074	10/31/2012	(135.68)
52554500	Lab Supplies	CF	9300003074	10/31/2012	135.68
52554500	Lab Supplies	CF	9300003076	10/31/2012	(83.81)
52554500	Lab Supplies	CF	9300003076	10/31/2012	83.81
52554500	Lab Supplies	CF	9300003150	10/31/2012	1,396.48
52554500	Lab Supplies	CF	9300003150	10/31/2012	(1,396.48)
52554500	Lab Supplies	CF	9300003175	10/31/2012	(634.25)
52554500	Lab Supplies	CF	9300003175	10/31/2012	634.25
52554500	Lab Supplies	CF	9300003176	10/31/2012	(104.16)
52554500	Lab Supplies	CF	9300003176	10/31/2012	104.16
52554500	Lab Supplies	CF	9300003191	10/31/2012	(93.01)
52554500	Lab Supplies	CF	9300003191	10/31/2012	93.01
52554500	Lab Supplies	CF	9300003203	10/31/2012	(3,339.44)
52554500	Lab Supplies	CF	9300003203	10/31/2012	3,339.44
52554500	Lab Supplies	CF	9300003251	10/31/2012	(16.91)
52554500	Lab Supplies	CF	9300003251	10/31/2012	16.91
52554500	Lab Supplies	CF	9300003263	10/31/2012	(13.73)
52554500	Lab Supplies	CF	9300003263	10/31/2012	13.73
52554500	Lab Supplies	CF	9300003270	10/31/2012	(5,876.64)
52554500	Lab Supplies	CF	9300003270	10/31/2012	5,876.64
52554500	Lab Supplies	CF	9300003272	10/31/2012	(239.58)
52554500	Lab Supplies	CF	9300003272	10/31/2012	239.58
52554500	Lab Supplies	CF	9300003434	10/31/2012	(328.69)
52554500	Lab Supplies	CF	9300003434	10/31/2012	328.69
52554500	Lab Supplies	CF	9300004222	10/31/2012	(1,600.00)
52554500	Lab Supplies	CF	9300004222	10/31/2012	1,600.00
52556500	Low Income Pay Prog	CF	9300003081	10/31/2012	(10,000.00)
52556500	Low Income Pay Prog	CF	9300003081	10/31/2012	10,000.00
52562000	Office Supplies	KR	5000002613	10/31/2012	78.73
52562000	Office Supplies	CS	9300003244	10/31/2012	(78.73)
52562000	Office Supplies	CS	9300002931	10/31/2012	(137.28)
52562000	Office Supplies	CS	9300002980	10/31/2012	(60.02)
52562000	Office Supplies	CS	9300003196	10/31/2012	0.01
52562000	Office Supplies	CS	9300002933	10/31/2012	(60.02)
52562000	Office Supplies	CS	9300002921	10/31/2012	(52.43)
52562000	Office Supplies	CS	9300003151	10/31/2012	(312.66)
52562000	Office Supplies	CS	9300002873	10/31/2012	(10.81)
52562000	Office Supplies	CS	9300003239	10/31/2012	1,019.64
52562000	Office Supplies	CS	9300003180	10/31/2012	(59.51)
52562000	Office Supplies	CS	9300003194	10/31/2012	(54.47)
52562011	Off&Adm Supplies SS	CS	9300003244	10/31/2012	78.73
52562013	Off&Adm Supplies WT	CS	9300002931	10/31/2012	137.28
52562013	Off&Adm Supplies WT	CS	9300002980	10/31/2012	60.02
52562013	Off&Adm Supplies WT	CS	9300003196	10/31/2012	(0.01)
52562014	Off&Adm Supplies TD	CS	9300002933	10/31/2012	60.02
52562014	Off&Adm Supplies TD	CS	9300002921	10/31/2012	52.43
52562014	Off&Adm Supplies TD	CS	9300003151	10/31/2012	312.66
52562016	Off&Adm Supplies AG	CS	9300002873	10/31/2012	10.81
52562016	Off&Adm Supplies AG	CS	9300003239	10/31/2012	(1,019.64)
52562016	Off&Adm Supplies AG	CS	9300003180	10/31/2012	59.51
52562016	Off&Adm Supplies AG	CS	9300003194	10/31/2012	54.47
52562500	Overnight Shippng	CS	9300003264	10/31/2012	(197.80)
52562500	Overnight Shippng	CS	9300002949	10/31/2012	(521.13)
52562500	Overnight Shippng	CS	9300003236	10/31/2012	(190.28)
52562500	Overnight Shippng	CS	9300002942	10/31/2012	(24.80)
52562500	Overnight Shippng	CS	9300003198	10/31/2012	(37.21)
52562500	Overnight Shippng	CS	9300003120	10/31/2012	(7.51)
52562513	Overnight Shippng WT	CS	9300003264	10/31/2012	197.80
52562513	Overnight Shippng WT	CS	9300002949	10/31/2012	521.13
52562513	Overnight Shippng WT	CS	9300003236	10/31/2012	190.28
52562515	Overnight Shippng CA	CS	9300002942	10/31/2012	24.80
52562515	Overnight Shippng CA	CS	9300003198	10/31/2012	37.21
52562516	Overnight Shippng AG	CS	9300003120	10/31/2012	7.51
52566000	Postage	SA	100001660	10/31/2012	48,543.49
52566000	Postage	SA	100001683	10/31/2012	48,543.49
52566000	Postage	SA	100001683	10/31/2012	(48,543.49)
52566000	Postage	CS	9300004246	10/31/2012	(48,543.49)
52566000	Postage	CS	9300004217	10/31/2012	(48,543.49)
52566000	Postage	CS	9300004244	10/31/2012	48,543.49
52566015	Postage CA	CS	9300004246	10/31/2012	48,543.49
52566016	Postage AG	CS	9300004217	10/31/2012	48,543.49

Kentucky American Water Company  
Case No. 2012-00520  
Response to PSC DR1, Item 31

Account	Description	Doc Type	Document Number	Posting Date	Amount
52566016	Postage AG	CS	9300004244	10/31/2012	(48,543.49)
52568000	Research & Develop	SA	100001498	10/31/2012	73.70
52568000	Research & Develop	SA	100001503	10/31/2012	1,700.50
52568000	Research & Develop	CF	9300003378	10/31/2012	(1,774.20)
52568000	Research & Develop	CF	9300003378	10/31/2012	1,774.20
52571000	Security Svc	SV	100001657	10/31/2012	3,808.00
52571000	Security Svc	CS	9300003120	10/31/2012	3,808.00
52571000	Security Svc	CS	9300004220	10/31/2012	(3,808.00)
52571016	Security Svc AG	CS	9300003120	10/31/2012	(3,808.00)
52571016	Security Svc AG	CS	9300004220	10/31/2012	3,808.00
52571100	Add'l Security Costs	CF	9300002918	10/31/2012	(1,842.25)
52571100	Add'l Security Costs	CF	9300002918	10/31/2012	1,842.25
52571500	Software Licenses	SA	100001492	10/31/2012	554.17
52571500	Software Licenses	SA	100001495	10/31/2012	240.11
52571500	Software Licenses	SA	100001496	10/31/2012	85.29
52571500	Software Licenses	SA	100001502	10/31/2012	286.35
52571500	Software Licenses	SA	100001504	10/31/2012	472.50
52571500	Software Licenses	SA	100001505	10/31/2012	472.50
52571500	Software Licenses	SA	100001507	10/31/2012	1,953.48
52571500	Software Licenses	CF	9300003378	10/31/2012	(4,064.40)
52571500	Software Licenses	CF	9300003378	10/31/2012	4,064.40
52574000	Telephone	SV	100001520	10/31/2012	63.84
52574000	Telephone	SV	100001520	10/31/2012	2,114.87
52574000	Telephone	SV	100001520	10/31/2012	3,645.69
52574000	Telephone	SV	100001520	10/31/2012	27.25
52574000	Telephone	SV	100001520	10/31/2012	351.98
52574000	Telephone	SV	100001520	10/31/2012	40.83
52574000	Telephone	SV	100001520	10/31/2012	13.81
52574000	Telephone	SV	100001520	10/31/2012	48.24
52574000	Telephone	SV	100001520	10/31/2012	1,009.00
52574000	Telephone	SV	100001520	10/31/2012	56.41
52574000	Telephone	SV	100001525	10/31/2012	288.57
52574000	Telephone	SV	100001525	10/31/2012	284.63
52574000	Telephone	SV	100001525	10/31/2012	152.51
52574000	Telephone	SV	100001525	10/31/2012	16.35
52574000	Telephone	SV	100001525	10/31/2012	236.25
52574000	Telephone	SV	100001525	10/31/2012	472.50
52574000	Telephone	SV	100001668	10/31/2012	30,038.53
52574000	Telephone	CS	9300003083	10/31/2012	(66.02)
52574000	Telephone	CS	9300003385	10/31/2012	(2,114.87)
52574000	Telephone	CS	9300002944	10/31/2012	(3,130.41)
52574000	Telephone	CS	9300003144	10/31/2012	(2,349.37)
52574000	Telephone	CS	9300003199	10/31/2012	(4,139.40)
52574000	Telephone	CS	9300003430	10/31/2012	(4,218.89)
52574000	Telephone	CS	9300003174	10/31/2012	(54.59)
52574000	Telephone	CS	9300003377	10/31/2012	(56.41)
52574000	Telephone	CS	9300003100	10/31/2012	4.11
52574000	Telephone	CS	9300003180	10/31/2012	(26.37)
52574000	Telephone	CS	9300003398	10/31/2012	(27.25)
52574000	Telephone	CS	9300002928	10/31/2012	(293.41)
52574000	Telephone	CS	9300003133	10/31/2012	122.79
52574000	Telephone	CS	9300003421	10/31/2012	(604.58)
52574000	Telephone	CS	9300002871	10/31/2012	(122.50)
52574000	Telephone	CS	9300003070	10/31/2012	17.99
52574000	Telephone	CS	9300003173	10/31/2012	(98.00)
52574000	Telephone	CS	9300003375	10/31/2012	(40.83)
52574000	Telephone	CS	9300003147	10/31/2012	(35.51)
52574000	Telephone	CS	9300003200	10/31/2012	(53.57)
52574000	Telephone	CS	9300003432	10/31/2012	(13.81)
52574000	Telephone	CS	9300003087	10/31/2012	(1.59)
52574000	Telephone	CS	9300003388	10/31/2012	(48.24)
52574000	Telephone	CS	9300002879	10/31/2012	(586.82)
52574000	Telephone	CS	9300003078	10/31/2012	(2,156.52)
52574000	Telephone	CS	9300003380	10/31/2012	(1,634.01)
52574000	Telephone	CS	9300003118	10/31/2012	(169.64)
52574000	Telephone	CS	9300003410	10/31/2012	(63.84)
52574000	Telephone	UZ	2000000406	10/31/2012	(30,038.53)
52574013	Telephone WT	CS	9300003083	10/31/2012	66.02
52574013	Telephone WT	CS	9300003385	10/31/2012	2,114.87
52574015	Telephone CA	CS	9300002944	10/31/2012	3,130.41
52574015	Telephone CA	CS	9300003144	10/31/2012	2,349.37
52574015	Telephone CA	CS	9300003199	10/31/2012	4,139.40
52574015	Telephone CA	CS	9300003430	10/31/2012	4,218.89
52574016	Telephone AG	CS	9300003174	10/31/2012	54.59
52574016	Telephone AG	CS	9300003377	10/31/2012	56.41
52574016	Telephone AG	CS	9300003100	10/31/2012	(4.11)
52574016	Telephone AG	CS	9300003180	10/31/2012	26.37

Kentucky American Water Company  
Case No. 2012-00520  
Response to PSC DR1, Item 31

Account	Description	Doc Type	Document Number	Posting Date	Amount
52574016	Telephone AG	CS	9300003398	10/31/2012	27.25
52574016	Telephone AG	CS	9300002928	10/31/2012	293.41
52574016	Telephone AG	CS	9300003133	10/31/2012	(122.79)
52574016	Telephone AG	CS	9300003421	10/31/2012	604.58
52574016	Telephone AG	CS	9300002871	10/31/2012	122.50
52574016	Telephone AG	CS	9300003070	10/31/2012	(17.99)
52574016	Telephone AG	CS	9300003173	10/31/2012	98.00
52574016	Telephone AG	CS	9300003375	10/31/2012	40.83
52574016	Telephone AG	CS	9300003147	10/31/2012	35.51
52574016	Telephone AG	CS	9300003200	10/31/2012	53.57
52574016	Telephone AG	CS	9300003432	10/31/2012	13.81
52574016	Telephone AG	CS	9300003087	10/31/2012	1.59
52574016	Telephone AG	CS	9300003388	10/31/2012	48.24
52574016	Telephone AG	CS	9300002879	10/31/2012	586.82
52574016	Telephone AG	CS	9300003078	10/31/2012	2,156.52
52574016	Telephone AG	CS	9300003380	10/31/2012	1,634.01
52574016	Telephone AG	CS	9300003118	10/31/2012	169.64
52574016	Telephone AG	CS	9300003410	10/31/2012	63.84
52574100	Cell Phone	SV	100001520	10/31/2012	52.44
52574100	Cell Phone	SV	100001520	10/31/2012	6.32
52574100	Cell Phone	SV	100001520	10/31/2012	359.77
52574100	Cell Phone	SV	100001520	10/31/2012	763.51
52574100	Cell Phone	SV	100001520	10/31/2012	224.48
52574100	Cell Phone	SV	100001520	10/31/2012	427.03
52574100	Cell Phone	SV	100001520	10/31/2012	47.60
52574100	Cell Phone	SV	100001520	10/31/2012	53.80
52574100	Cell Phone	SV	100001520	10/31/2012	55.00
52574100	Cell Phone	SV	100001520	10/31/2012	1,657.05
52574100	Cell Phone	SV	100001520	10/31/2012	2,181.31
52574100	Cell Phone	SV	100001520	10/31/2012	687.96
52574100	Cell Phone	SV	100001520	10/31/2012	63.18
52574100	Cell Phone	SV	100001520	10/31/2012	103.35
52574100	Cell Phone	SV	100001520	10/31/2012	226.05
52574100	Cell Phone	SV	100001525	10/31/2012	100.41
52574100	Cell Phone	SV	100001525	10/31/2012	815.23
52574100	Cell Phone	SV	100001525	10/31/2012	280.59
52574100	Cell Phone	SV	100001525	10/31/2012	1,279.35
52574100	Cell Phone	SV	100001525	10/31/2012	2,230.56
52574100	Cell Phone	SV	100001525	10/31/2012	68.76
52574100	Cell Phone	SV	100001525	10/31/2012	67.25
52574100	Cell Phone	SV	100001525	10/31/2012	533.78
52574100	Cell Phone	SV	100001525	10/31/2012	59.50
52574100	Cell Phone	SV	100001525	10/31/2012	65.55
52574100	Cell Phone	SV	100001525	10/31/2012	71.07
52574100	Cell Phone	SV	100001525	10/31/2012	129.19
52574100	Cell Phone	SV	100001525	10/31/2012	282.56
52574100	Cell Phone	CS	9300003134	10/31/2012	47.95
52574100	Cell Phone	CS	9300003422	10/31/2012	(117.99)
52574100	Cell Phone	CS	9300003093	10/31/2012	4.59
52574100	Cell Phone	CS	9300003179	10/31/2012	(47.41)
52574100	Cell Phone	CS	9300003393	10/31/2012	(6.32)
52574100	Cell Phone	CS	9300003151	10/31/2012	219.70
52574100	Cell Phone	CS	9300003204	10/31/2012	(1,117.47)
52574100	Cell Phone	CS	9300003435	10/31/2012	(359.77)
52574100	Cell Phone	CS	9300002913	10/31/2012	(659.59)
52574100	Cell Phone	CS	9300003114	10/31/2012	1,241.05
52574100	Cell Phone	CS	9300003187	10/31/2012	(738.88)
52574100	Cell Phone	CS	9300003408	10/31/2012	(763.51)
52574100	Cell Phone	CS	9300003142	10/31/2012	(29.90)
52574100	Cell Phone	CS	9300003071	10/31/2012	206.89
52574100	Cell Phone	CS	9300003377	10/31/2012	(505.07)
52574100	Cell Phone	CS	9300002963	10/31/2012	(214.21)
52574100	Cell Phone	CS	9300003100	10/31/2012	353.55
52574100	Cell Phone	CS	9300003398	10/31/2012	(960.81)
52574100	Cell Phone	CS	9300003155	10/31/2012	56.96
52574100	Cell Phone	CS	9300003438	10/31/2012	(107.10)
52574100	Cell Phone	CS	9300003120	10/31/2012	56.49
52574100	Cell Phone	CS	9300003412	10/31/2012	(121.05)
52574100	Cell Phone	CS	9300003080	10/31/2012	50.40
52574100	Cell Phone	CS	9300003382	10/31/2012	(123.76)
52574100	Cell Phone	CS	9300003133	10/31/2012	774.77
52574100	Cell Phone	CS	9300003194	10/31/2012	(169.83)
52574100	Cell Phone	CS	9300003421	10/31/2012	(2,936.40)
52574100	Cell Phone	CS	9300002947	10/31/2012	(85.46)
52574100	Cell Phone	CS	9300003147	10/31/2012	2,003.50
52574100	Cell Phone	CS	9300003200	10/31/2012	(1,038.80)
52574100	Cell Phone	CS	9300003432	10/31/2012	(4,512.28)

Kentucky American Water Company  
Case No. 2012-00520  
Response to PSC DR1, Item 31

Account	Description	Doc Type	Document Number	Posting Date	Amount
52574100	Cell Phone	CS	9300003164	10/31/2012	386.51
52574100	Cell Phone	CS	9300003208	10/31/2012	(44.71)
52574100	Cell Phone	CS	9300003443	10/31/2012	(1,503.19)
52574100	Cell Phone	CS	9300003119	10/31/2012	56.59
52574100	Cell Phone	CS	9300003189	10/31/2012	(47.41)
52574100	Cell Phone	CS	9300003411	10/31/2012	(134.25)
52574100	Cell Phone	CS	9300003078	10/31/2012	90.56
52574100	Cell Phone	CS	9300003380	10/31/2012	(232.54)
52574100	Cell Phone	CS	9300003132	10/31/2012	207.90
52574100	Cell Phone	CS	9300003420	10/31/2012	(508.61)
52574113	Cell Phone WT	CS	9300003134	10/31/2012	(47.95)
52574113	Cell Phone WT	CS	9300003422	10/31/2012	117.99
52574114	Cell Phone TD	CS	9300003093	10/31/2012	(4.59)
52574114	Cell Phone TD	CS	9300003179	10/31/2012	47.41
52574114	Cell Phone TD	CS	9300003393	10/31/2012	6.32
52574114	Cell Phone TD	CS	9300003151	10/31/2012	(219.70)
52574114	Cell Phone TD	CS	9300003204	10/31/2012	1,117.47
52574114	Cell Phone TD	CS	9300003435	10/31/2012	359.77
52574115	Cell Phone CA	CS	9300002913	10/31/2012	659.59
52574115	Cell Phone CA	CS	9300003114	10/31/2012	(1,241.05)
52574115	Cell Phone CA	CS	9300003187	10/31/2012	738.88
52574115	Cell Phone CA	CS	9300003408	10/31/2012	763.51
52574115	Cell Phone CA	CS	9300003142	10/31/2012	29.90
52574116	Cell Phone AG	CS	9300003071	10/31/2012	(206.89)
52574116	Cell Phone AG	CS	9300003377	10/31/2012	505.07
52574116	Cell Phone AG	CS	9300002963	10/31/2012	214.21
52574116	Cell Phone AG	CS	9300003100	10/31/2012	(353.55)
52574116	Cell Phone AG	CS	9300003398	10/31/2012	960.81
52574116	Cell Phone AG	CS	9300003155	10/31/2012	(56.96)
52574116	Cell Phone AG	CS	9300003438	10/31/2012	107.10
52574116	Cell Phone AG	CS	9300003120	10/31/2012	(56.49)
52574116	Cell Phone AG	CS	9300003412	10/31/2012	121.05
52574116	Cell Phone AG	CS	9300003080	10/31/2012	(50.40)
52574116	Cell Phone AG	CS	9300003382	10/31/2012	123.76
52574116	Cell Phone AG	CS	9300003133	10/31/2012	(774.77)
52574116	Cell Phone AG	CS	9300003194	10/31/2012	169.83
52574116	Cell Phone AG	CS	9300003421	10/31/2012	2,936.40
52574116	Cell Phone AG	CS	9300002947	10/31/2012	85.46
52574116	Cell Phone AG	CS	9300003147	10/31/2012	(2,003.50)
52574116	Cell Phone AG	CS	9300003200	10/31/2012	1,038.80
52574116	Cell Phone AG	CS	9300003432	10/31/2012	4,512.28
52574116	Cell Phone AG	CS	9300003164	10/31/2012	(386.51)
52574116	Cell Phone AG	CS	9300003208	10/31/2012	44.71
52574116	Cell Phone AG	CS	9300003443	10/31/2012	1,503.19
52574116	Cell Phone AG	CS	9300003119	10/31/2012	(56.59)
52574116	Cell Phone AG	CS	9300003189	10/31/2012	47.41
52574116	Cell Phone AG	CS	9300003411	10/31/2012	134.25
52574116	Cell Phone AG	CS	9300003078	10/31/2012	(90.56)
52574116	Cell Phone AG	CS	9300003380	10/31/2012	232.54
52574116	Cell Phone AG	CS	9300003132	10/31/2012	(207.90)
52574116	Cell Phone AG	CS	9300003420	10/31/2012	508.61
52578000	Trash Removal	CS	9300002931	10/31/2012	(153.21)
52578000	Trash Removal	CS	9300002951	10/31/2012	(304.26)
52578000	Trash Removal	CS	9300002983	10/31/2012	(1,553.46)
52578000	Trash Removal	CS	9300003100	10/31/2012	(140.50)
52578000	Trash Removal	CS	9300003189	10/31/2012	(102.19)
52578000	Trash Removal	CS	9300003188	10/31/2012	(67.86)
52578013	Trash Removal WT	CS	9300002931	10/31/2012	153.21
52578014	Trash Removal TD	CS	9300002951	10/31/2012	304.26
52578014	Trash Removal TD	CS	9300002983	10/31/2012	1,553.46
52578016	Trash Removal AG	CS	9300003100	10/31/2012	140.50
52578016	Trash Removal AG	CS	9300003189	10/31/2012	102.19
52578016	Trash Removal AG	CS	9300003188	10/31/2012	67.86
52583000	Water & WW	CS	9300002976	10/31/2012	(42.22)
52583000	Water & WW	CS	9300003120	10/31/2012	(1,759.96)
52583000	Water & WW	CS	9300003190	10/31/2012	(675.83)
52583000	Water & WW	CS	9300003260	10/31/2012	(1,118.55)
52583000	Water & WW	CS	9300003147	10/31/2012	(80.91)
52583016	Water & WW AG	CS	9300002976	10/31/2012	42.22
52583016	Water & WW AG	CS	9300003120	10/31/2012	1,759.96
52583016	Water & WW AG	CS	9300003190	10/31/2012	675.83
52583016	Water & WW AG	CS	9300003260	10/31/2012	1,118.55
52583016	Water & WW AG	CS	9300003147	10/31/2012	80.91
52801100	Indirect OH Clearing	SA	100001535	10/31/2012	713.39
52801100	Indirect OH Clearing	SA	100001535	10/31/2012	488.42
52801100	Indirect OH Clearing	SA	100001535	10/31/2012	600.89
52801100	Indirect OH Clearing	SA	100001535	10/31/2012	713.39

Kentucky American Water Company  
Case No. 2012-00520  
Response to PSC DR1, Item 31

Account	Description	Doc Type	Document Number	Posting Date	Amount
52801100	Indirect OH Clearing	SA	100001535	10/31/2012	600.89
52801100	Indirect OH Clearing	SA	100001535	10/31/2012	382.15
52801100	Indirect OH Clearing	SA	100001535	10/31/2012	19.43
52801100	Indirect OH Clearing	SA	100001535	10/31/2012	85.91
52801100	Indirect OH Clearing	SA	100001535	10/31/2012	759.87
52801100	Indirect OH Clearing	SA	100001535	10/31/2012	1,418.99
52801100	Indirect OH Clearing	SA	100001535	10/31/2012	276.17
52801100	Indirect OH Clearing	SA	100001535	10/31/2012	1,889.68
52801100	Indirect OH Clearing	SA	100001535	10/31/2012	3.50
52801100	Indirect OH Clearing	SA	100001535	10/31/2012	17.53
52801100	Indirect OH Clearing	SA	100001535	10/31/2012	13.42
52801100	Indirect OH Clearing	SA	100001535	10/31/2012	594.15
52801100	Indirect OH Clearing	SA	100001535	10/31/2012	2,097.00
52801100	Indirect OH Clearing	SA	100001535	10/31/2012	3,475.17
52801100	Indirect OH Clearing	SA	100001535	10/31/2012	3,495.00
52801100	Indirect OH Clearing	SA	100001535	10/31/2012	664.05
52801100	Indirect OH Clearing	SA	100001535	10/31/2012	662.88
52801100	Indirect OH Clearing	SA	100001535	10/31/2012	664.05
52801100	Indirect OH Clearing	SA	100001535	10/31/2012	509.73
52801100	Indirect OH Clearing	SA	100001535	10/31/2012	3,904.61
52801100	Indirect OH Clearing	SA	100001535	10/31/2012	27.08
52801100	Indirect OH Clearing	SA	100001535	10/31/2012	664.05
52801100	Indirect OH Clearing	SA	100001535	10/31/2012	8,514.26
52801100	Indirect OH Clearing	SA	100001535	10/31/2012	23,669.53
52801100	Indirect OH Clearing	SA	100001535	10/31/2012	3,145.50
52801100	Indirect OH Clearing	SA	100001535	10/31/2012	3,233.53
52801100	Indirect OH Clearing	SA	100001535	10/31/2012	117.73
52801100	Indirect OH Clearing	SA	100001535	10/31/2012	711.15
52801100	Indirect OH Clearing	SL	100001521	10/31/2012	30.60
52801100	Indirect OH Clearing	SL	100001521	10/31/2012	3,502.76
52801100	Indirect OH Clearing	UZ	2000000353	10/31/2012	(3,502.76)
52801100	Indirect OH Clearing	UZ	2000000354	10/31/2012	(30.60)
52801100	Indirect OH Clearing	SL	100001521	10/31/2012	533.62
52801100	Indirect OH Clearing	UZ	2000000354	10/31/2012	(533.62)
52801100	Indirect OH Clearing	SL	100001521	10/31/2012	34.95
52801100	Indirect OH Clearing	UZ	2000000354	10/31/2012	(34.95)
52801100	Indirect OH Clearing	SL	100001521	10/31/2012	283.13
52801100	Indirect OH Clearing	UZ	2000000353	10/31/2012	(283.13)
52801100	Indirect OH Clearing	SL	100001521	10/31/2012	(3,788.58)
52801100	Indirect OH Clearing	SL	100001521	10/31/2012	(180.67)
52801100	Indirect OH Clearing	UZ	2000000353	10/31/2012	180.67
52801100	Indirect OH Clearing	UZ	2000000353	10/31/2012	3,788.58
52801100	Indirect OH Clearing	UZ	2000000361	10/31/2012	(3,904.61)
52801100	Indirect OH Clearing	SL	100001521	10/31/2012	18.24
52801100	Indirect OH Clearing	UZ	2000000353	10/31/2012	(18.24)
52801100	Indirect OH Clearing	SL	100001521	10/31/2012	207.78
52801100	Indirect OH Clearing	UZ	2000000353	10/31/2012	(207.78)
52801100	Indirect OH Clearing	SL	100001521	10/31/2012	476.85
52801100	Indirect OH Clearing	UZ	2000000354	10/31/2012	(476.85)
52801100	Indirect OH Clearing	SL	100001521	10/31/2012	(176.28)
52801100	Indirect OH Clearing	UZ	2000000353	10/31/2012	176.28
52801100	Indirect OH Clearing	SL	100001521	10/31/2012	(62.86)
52801100	Indirect OH Clearing	UZ	2000000354	10/31/2012	62.86
52801100	Indirect OH Clearing	SL	100001521	10/31/2012	27.08
52801100	Indirect OH Clearing	SL	100001521	10/31/2012	(42.48)
52801100	Indirect OH Clearing	UZ	2000000353	10/31/2012	42.48
52801100	Indirect OH Clearing	UZ	2000000354	10/31/2012	(27.08)
52801100	Indirect OH Clearing	UZ	2000000361	10/31/2012	(27.08)
52801100	Indirect OH Clearing	SL	100001521	10/31/2012	276.80
52801100	Indirect OH Clearing	SL	100001521	10/31/2012	(24.02)
52801100	Indirect OH Clearing	UZ	2000000353	10/31/2012	24.02
52801100	Indirect OH Clearing	UZ	2000000353	10/31/2012	(276.80)
52801100	Indirect OH Clearing	SL	100001521	10/31/2012	113.47
52801100	Indirect OH Clearing	SL	100001521	10/31/2012	712.98
52801100	Indirect OH Clearing	UZ	2000000353	10/31/2012	(712.98)
52801100	Indirect OH Clearing	UZ	2000000354	10/31/2012	(113.47)
52801100	Indirect OH Clearing	SL	100001521	10/31/2012	50.67
52801100	Indirect OH Clearing	SL	100001521	10/31/2012	966.97
52801100	Indirect OH Clearing	UZ	2000000353	10/31/2012	(966.97)
52801100	Indirect OH Clearing	UZ	2000000353	10/31/2012	(50.67)
52801100	Indirect OH Clearing	SL	100001521	10/31/2012	3,526.97
52801100	Indirect OH Clearing	SL	100001521	10/31/2012	4,218.74
52801100	Indirect OH Clearing	UZ	2000000353	10/31/2012	(4,218.74)
52801100	Indirect OH Clearing	UZ	2000000354	10/31/2012	(3,526.97)
52801100	Indirect OH Clearing	SL	100001521	10/31/2012	770.56
52801100	Indirect OH Clearing	SL	100001521	10/31/2012	1,111.87
52801100	Indirect OH Clearing	UZ	2000000353	10/31/2012	(1,111.87)

Kentucky American Water Company  
Case No. 2012-00520  
Response to PSC DR1, Item 31

Account	Description	Doc Type	Document Number	Posting Date	Amount
52801100	Indirect OH Clearing	UZ	2000000353	10/31/2012	(770.56)
52801100	Indirect OH Clearing	SL	100001521	10/31/2012	(664.05)
52801100	Indirect OH Clearing	UZ	2000000353	10/31/2012	664.05
52801100	Indirect OH Clearing	UZ	2000000361	10/31/2012	(664.05)
52801100	Indirect OH Clearing	UZ	2000000353	10/31/2012	(4,841.20)
52801100	Indirect OH Clearing	UZ	2000000353	10/31/2012	21.64
52801100	Indirect OH Clearing	SL	100001521	10/31/2012	4,841.20
52801100	Indirect OH Clearing	SL	100001521	10/31/2012	(21.64)
52801100	Indirect OH Clearing	UZ	2000000353	10/31/2012	8,535.11
52801100	Indirect OH Clearing	UZ	2000000353	10/31/2012	(1,037.67)
52801100	Indirect OH Clearing	UZ	2000000361	10/31/2012	(8,514.26)
52801100	Indirect OH Clearing	SL	100001521	10/31/2012	(8,535.11)
52801100	Indirect OH Clearing	SL	100001521	10/31/2012	1,037.67
52801100	Indirect OH Clearing	UZ	2000000353	10/31/2012	23,669.53
52801100	Indirect OH Clearing	UZ	2000000353	10/31/2012	(24,465.00)
52801100	Indirect OH Clearing	UZ	2000000361	10/31/2012	(23,669.53)
52801100	Indirect OH Clearing	SL	100001521	10/31/2012	(23,669.53)
52801100	Indirect OH Clearing	SL	100001521	10/31/2012	24,465.00
52801100	Indirect OH Clearing	UZ	2000000353	10/31/2012	3,145.50
52801100	Indirect OH Clearing	UZ	2000000354	10/31/2012	(58.38)
52801100	Indirect OH Clearing	UZ	2000000361	10/31/2012	(3,145.50)
52801100	Indirect OH Clearing	SL	100001521	10/31/2012	58.38
52801100	Indirect OH Clearing	SL	100001521	10/31/2012	(3,145.50)
52801100	Indirect OH Clearing	UZ	2000000353	10/31/2012	(2,733.07)
52801100	Indirect OH Clearing	UZ	2000000353	10/31/2012	3,233.53
52801100	Indirect OH Clearing	UZ	2000000361	10/31/2012	(3,233.53)
52801100	Indirect OH Clearing	SL	100001521	10/31/2012	2,733.07
52801100	Indirect OH Clearing	SL	100001521	10/31/2012	(3,233.53)
52801100	Indirect OH Clearing	UZ	2000000353	10/31/2012	(487.91)
52801100	Indirect OH Clearing	SL	100001521	10/31/2012	487.91
52801100	Indirect OH Clearing	UZ	2000000354	10/31/2012	(13,534.87)
52801100	Indirect OH Clearing	SL	100001521	10/31/2012	13,534.87
52801100	Indirect OH Clearing	SL	100001521	10/31/2012	98.91
52801100	Indirect OH Clearing	SL	100001521	10/31/2012	116.55
52801100	Indirect OH Clearing	UZ	2000000353	10/31/2012	(98.91)
52801100	Indirect OH Clearing	UZ	2000000354	10/31/2012	(116.55)
52801100	Indirect OH Clearing	UZ	2000000361	10/31/2012	(117.73)
52801100	Indirect OH Clearing	SL	100001521	10/31/2012	(704.04)
52801100	Indirect OH Clearing	UZ	2000000354	10/31/2012	704.04
52801100	Indirect OH Clearing	UZ	2000000361	10/31/2012	(711.15)
52801100	Indirect OH Clearing	SL	100001521	10/31/2012	(35.67)
52801100	Indirect OH Clearing	UZ	2000000353	10/31/2012	35.67
52801100	Indirect OH Clearing	UZ	2000000361	10/31/2012	(713.39)
52801100	Indirect OH Clearing	SL	100001521	10/31/2012	(553.48)
52801100	Indirect OH Clearing	UZ	2000000354	10/31/2012	553.48
52801100	Indirect OH Clearing	UZ	2000000361	10/31/2012	(488.42)
52801100	Indirect OH Clearing	SL	100001521	10/31/2012	(440.40)
52801100	Indirect OH Clearing	UZ	2000000354	10/31/2012	440.40
52801100	Indirect OH Clearing	SL	2000000361	10/31/2012	(600.89)
52801100	Indirect OH Clearing	SL	100001521	10/31/2012	(706.25)
52801100	Indirect OH Clearing	UZ	2000000353	10/31/2012	706.25
52801100	Indirect OH Clearing	UZ	2000000361	10/31/2012	(713.39)
52801100	Indirect OH Clearing	SL	100001521	10/31/2012	(223.47)
52801100	Indirect OH Clearing	UZ	2000000353	10/31/2012	223.47
52801100	Indirect OH Clearing	UZ	2000000361	10/31/2012	(600.89)
52801100	Indirect OH Clearing	SL	100001521	10/31/2012	135.27
52801100	Indirect OH Clearing	SL	100001521	10/31/2012	2,192.08
52801100	Indirect OH Clearing	UZ	2000000353	10/31/2012	(135.27)
52801100	Indirect OH Clearing	UZ	2000000354	10/31/2012	(2,192.08)
52801100	Indirect OH Clearing	SL	100001521	10/31/2012	243.60
52801100	Indirect OH Clearing	SL	100001521	10/31/2012	614.09
52801100	Indirect OH Clearing	UZ	2000000353	10/31/2012	(614.09)
52801100	Indirect OH Clearing	UZ	2000000354	10/31/2012	(243.60)
52801100	Indirect OH Clearing	SL	100001521	10/31/2012	(15.01)
52801100	Indirect OH Clearing	UZ	2000000354	10/31/2012	15.01
52801100	Indirect OH Clearing	SL	100001521	10/31/2012	68.69
52801100	Indirect OH Clearing	UZ	2000000353	10/31/2012	(68.69)
52801100	Indirect OH Clearing	SL	100001521	10/31/2012	(153.81)
52801100	Indirect OH Clearing	SL	100001521	10/31/2012	452.05
52801100	Indirect OH Clearing	UZ	2000000353	10/31/2012	(452.05)
52801100	Indirect OH Clearing	UZ	2000000353	10/31/2012	153.81
52801100	Indirect OH Clearing	UZ	2000000361	10/31/2012	(382.15)
52801100	Indirect OH Clearing	SL	100001521	10/31/2012	89.33
52801100	Indirect OH Clearing	SL	100001521	10/31/2012	85.07
52801100	Indirect OH Clearing	UZ	2000000353	10/31/2012	(85.07)
52801100	Indirect OH Clearing	UZ	2000000353	10/31/2012	(89.33)
52801100	Indirect OH Clearing	UZ	2000000361	10/31/2012	(19.43)

Kentucky American Water Company  
Case No. 2012-00520  
Response to PSC DR1, Item 31

Account	Description	Doc Type	Document Number	Posting Date	Amount
52801100	Indirect OH Clearing	SL	100001521	10/31/2012	0.32
52801100	Indirect OH Clearing	UZ	2000000353	10/31/2012	(0.32)
52801100	Indirect OH Clearing	SL	100001521	10/31/2012	404.26
52801100	Indirect OH Clearing	UZ	2000000353	10/31/2012	(404.26)
52801100	Indirect OH Clearing	SL	100001521	10/31/2012	(197.04)
52801100	Indirect OH Clearing	UZ	2000000353	10/31/2012	197.04
52801100	Indirect OH Clearing	SL	100001521	10/31/2012	85.91
52801100	Indirect OH Clearing	SL	100001521	10/31/2012	7.30
52801100	Indirect OH Clearing	UZ	2000000353	10/31/2012	(85.91)
52801100	Indirect OH Clearing	UZ	2000000354	10/31/2012	(7.30)
52801100	Indirect OH Clearing	UZ	2000000361	10/31/2012	(85.91)
52801100	Indirect OH Clearing	SL	100001521	10/31/2012	147.72
52801100	Indirect OH Clearing	UZ	2000000353	10/31/2012	(147.72)
52801100	Indirect OH Clearing	SL	100001521	10/31/2012	572.54
52801100	Indirect OH Clearing	SL	100001521	10/31/2012	(111.29)
52801100	Indirect OH Clearing	UZ	2000000353	10/31/2012	111.29
52801100	Indirect OH Clearing	UZ	2000000353	10/31/2012	(572.54)
52801100	Indirect OH Clearing	UZ	2000000361	10/31/2012	(759.87)
52801100	Indirect OH Clearing	SL	100001521	10/31/2012	(37.39)
52801100	Indirect OH Clearing	SL	100001521	10/31/2012	48.23
52801100	Indirect OH Clearing	UZ	2000000353	10/31/2012	37.39
52801100	Indirect OH Clearing	UZ	2000000353	10/31/2012	(48.23)
52801100	Indirect OH Clearing	SL	100001521	10/31/2012	27.06
52801100	Indirect OH Clearing	UZ	2000000353	10/31/2012	(27.06)
52801100	Indirect OH Clearing	SL	100001521	10/31/2012	48.23
52801100	Indirect OH Clearing	UZ	2000000353	10/31/2012	(48.23)
52801100	Indirect OH Clearing	SL	100001521	10/31/2012	1,488.89
52801100	Indirect OH Clearing	SL	100001521	10/31/2012	(1,413.48)
52801100	Indirect OH Clearing	UZ	2000000353	10/31/2012	(1,488.89)
52801100	Indirect OH Clearing	UZ	2000000353	10/31/2012	1,413.48
52801100	Indirect OH Clearing	UZ	2000000361	10/31/2012	(1,418.99)
52801100	Indirect OH Clearing	SL	100001521	10/31/2012	208.82
52801100	Indirect OH Clearing	SL	100001521	10/31/2012	237.66
52801100	Indirect OH Clearing	UZ	2000000353	10/31/2012	(208.82)
52801100	Indirect OH Clearing	UZ	2000000354	10/31/2012	(237.66)
52801100	Indirect OH Clearing	SL	100001521	10/31/2012	139.92
52801100	Indirect OH Clearing	UZ	2000000354	10/31/2012	(139.92)
52801100	Indirect OH Clearing	SL	100001521	10/31/2012	48.40
52801100	Indirect OH Clearing	UZ	2000000353	10/31/2012	(48.40)
52801100	Indirect OH Clearing	SL	100001521	10/31/2012	89.12
52801100	Indirect OH Clearing	SL	100001521	10/31/2012	150.22
52801100	Indirect OH Clearing	UZ	2000000353	10/31/2012	(150.22)
52801100	Indirect OH Clearing	UZ	2000000353	10/31/2012	(89.12)
52801100	Indirect OH Clearing	SL	100001521	10/31/2012	(301.34)
52801100	Indirect OH Clearing	SL	100001521	10/31/2012	14.58
52801100	Indirect OH Clearing	UZ	2000000353	10/31/2012	301.34
52801100	Indirect OH Clearing	UZ	2000000354	10/31/2012	(14.58)
52801100	Indirect OH Clearing	SL	100001521	10/31/2012	46.52
52801100	Indirect OH Clearing	UZ	2000000353	10/31/2012	(46.52)
52801100	Indirect OH Clearing	SL	100001521	10/31/2012	8.56
52801100	Indirect OH Clearing	UZ	2000000354	10/31/2012	(8.56)
52801100	Indirect OH Clearing	SL	100001521	10/31/2012	10.60
52801100	Indirect OH Clearing	UZ	2000000353	10/31/2012	(10.60)
52801100	Indirect OH Clearing	SL	100001521	10/31/2012	238.79
52801100	Indirect OH Clearing	SL	100001521	10/31/2012	815.86
52801100	Indirect OH Clearing	UZ	2000000353	10/31/2012	(238.79)
52801100	Indirect OH Clearing	UZ	2000000353	10/31/2012	(815.86)
52801100	Indirect OH Clearing	UZ	2000000361	10/31/2012	(276.17)
52801100	Indirect OH Clearing	SL	100001521	10/31/2012	49.20
52801100	Indirect OH Clearing	UZ	2000000353	10/31/2012	(49.20)
52801100	Indirect OH Clearing	SL	100001521	10/31/2012	8.94
52801100	Indirect OH Clearing	UZ	2000000353	10/31/2012	(8.94)
52801100	Indirect OH Clearing	SL	100001521	10/31/2012	222.24
52801100	Indirect OH Clearing	UZ	2000000353	10/31/2012	(222.24)
52801100	Indirect OH Clearing	SL	100001521	10/31/2012	14.68
52801100	Indirect OH Clearing	SL	100001521	10/31/2012	243.48
52801100	Indirect OH Clearing	UZ	2000000353	10/31/2012	(243.48)
52801100	Indirect OH Clearing	UZ	2000000354	10/31/2012	(14.68)
52801100	Indirect OH Clearing	SL	100001521	10/31/2012	39.03
52801100	Indirect OH Clearing	UZ	2000000354	10/31/2012	(39.03)
52801100	Indirect OH Clearing	SL	100001521	10/31/2012	(1,889.68)
52801100	Indirect OH Clearing	UZ	100001521	10/31/2012	2,000.54
52801100	Indirect OH Clearing	UZ	2000000353	10/31/2012	1,889.68
52801100	Indirect OH Clearing	UZ	2000000354	10/31/2012	(2,000.54)
52801100	Indirect OH Clearing	UZ	2000000361	10/31/2012	(1,889.68)
52801100	Indirect OH Clearing	SL	100001521	10/31/2012	(563.89)
52801100	Indirect OH Clearing	SL	100001521	10/31/2012	41.24



Kentucky American Water Company  
Case No. 2012-00520  
Response to PSC DR1, Item 31

Account	Description	Doc Type	Document Number	Posting Date	Amount
52801100	Indirect OH Clearing	UZ	2000000353	10/31/2012	(41.24)
52801100	Indirect OH Clearing	UZ	2000000353	10/31/2012	563.89
52801100	Indirect OH Clearing	SL	100001521	10/31/2012	70.25
52801100	Indirect OH Clearing	SL	100001521	10/31/2012	369.86
52801100	Indirect OH Clearing	UZ	2000000354	10/31/2012	(369.86)
52801100	Indirect OH Clearing	UZ	2000000354	10/31/2012	(70.25)
52801100	Indirect OH Clearing	SL	100001521	10/31/2012	0.73
52801100	Indirect OH Clearing	SL	100001521	10/31/2012	3.04
52801100	Indirect OH Clearing	UZ	2000000353	10/31/2012	(3.04)
52801100	Indirect OH Clearing	UZ	2000000354	10/31/2012	(0.73)
52801100	Indirect OH Clearing	UZ	2000000361	10/31/2012	(3.50)
52801100	Indirect OH Clearing	SL	100001521	10/31/2012	1,235.35
52801100	Indirect OH Clearing	SL	100001521	10/31/2012	275.23
52801100	Indirect OH Clearing	UZ	2000000353	10/31/2012	(1,235.35)
52801100	Indirect OH Clearing	UZ	2000000354	10/31/2012	(275.23)
52801100	Indirect OH Clearing	UZ	2000000361	10/31/2012	(17.53)
52801100	Indirect OH Clearing	SL	100001521	10/31/2012	(11.68)
52801100	Indirect OH Clearing	SL	100001521	10/31/2012	11.68
52801100	Indirect OH Clearing	UZ	2000000353	10/31/2012	11.68
52801100	Indirect OH Clearing	UZ	2000000353	10/31/2012	(11.68)
52801100	Indirect OH Clearing	UZ	2000000361	10/31/2012	(13.42)
52801100	Indirect OH Clearing	SL	100001521	10/31/2012	60.81
52801100	Indirect OH Clearing	UZ	2000000353	10/31/2012	(60.81)
52801100	Indirect OH Clearing	SL	100001521	10/31/2012	17.79
52801100	Indirect OH Clearing	UZ	2000000354	10/31/2012	(17.79)
52801100	Indirect OH Clearing	SL	100001521	10/31/2012	4.53
52801100	Indirect OH Clearing	UZ	2000000353	10/31/2012	(4.53)
52801100	Indirect OH Clearing	SL	100001521	10/31/2012	12,042.74
52801100	Indirect OH Clearing	SL	100001521	10/31/2012	2,889.12
52801100	Indirect OH Clearing	UZ	2000000353	10/31/2012	(2,889.12)
52801100	Indirect OH Clearing	UZ	2000000354	10/31/2012	(12,042.74)
52801100	Indirect OH Clearing	SL	100001521	10/31/2012	55.23
52801100	Indirect OH Clearing	UZ	2000000353	10/31/2012	(55.23)
52801100	Indirect OH Clearing	SL	100001521	10/31/2012	(12.70)
52801100	Indirect OH Clearing	UZ	2000000353	10/31/2012	12.70
52801100	Indirect OH Clearing	SL	100001521	10/31/2012	91.77
52801100	Indirect OH Clearing	UZ	2000000354	10/31/2012	(91.77)
52801100	Indirect OH Clearing	SL	100001521	10/31/2012	22.74
52801100	Indirect OH Clearing	UZ	2000000353	10/31/2012	(22.74)
52801100	Indirect OH Clearing	SL	100001521	10/31/2012	192.50
52801100	Indirect OH Clearing	UZ	2000000354	10/31/2012	(192.50)
52801100	Indirect OH Clearing	SL	100001521	10/31/2012	(1,904.81)
52801100	Indirect OH Clearing	UZ	2000000354	10/31/2012	1,904.81
52801100	Indirect OH Clearing	SL	100001521	10/31/2012	284.00
52801100	Indirect OH Clearing	UZ	2000000354	10/31/2012	(284.00)
52801100	Indirect OH Clearing	SL	100001521	10/31/2012	11,064.82
52801100	Indirect OH Clearing	SL	100001521	10/31/2012	723.28
52801100	Indirect OH Clearing	UZ	2000000353	10/31/2012	(723.28)
52801100	Indirect OH Clearing	UZ	2000000354	10/31/2012	(11,064.82)
52801100	Indirect OH Clearing	SL	100001521	10/31/2012	1,366.75
52801100	Indirect OH Clearing	UZ	2000000353	10/31/2012	(1,366.75)
52801100	Indirect OH Clearing	SL	100001521	10/31/2012	203.80
52801100	Indirect OH Clearing	UZ	2000000353	10/31/2012	(203.80)
52801100	Indirect OH Clearing	SL	100001521	10/31/2012	(12.59)
52801100	Indirect OH Clearing	SL	100001521	10/31/2012	40.17
52801100	Indirect OH Clearing	UZ	2000000353	10/31/2012	12.59
52801100	Indirect OH Clearing	UZ	2000000354	10/31/2012	(40.17)
52801100	Indirect OH Clearing	SL	100001521	10/31/2012	44.57
52801100	Indirect OH Clearing	UZ	2000000353	10/31/2012	(44.57)
52801100	Indirect OH Clearing	SL	100001521	10/31/2012	230.62
52801100	Indirect OH Clearing	UZ	2000000353	10/31/2012	(230.62)
52801100	Indirect OH Clearing	SL	100001521	10/31/2012	0.31
52801100	Indirect OH Clearing	UZ	2000000354	10/31/2012	(0.31)
52801100	Indirect OH Clearing	SL	100001521	10/31/2012	9.38
52801100	Indirect OH Clearing	UZ	2000000354	10/31/2012	(9.38)
52801100	Indirect OH Clearing	SL	100001521	10/31/2012	(534.74)
52801100	Indirect OH Clearing	SL	100001521	10/31/2012	534.74
52801100	Indirect OH Clearing	UZ	2000000353	10/31/2012	(534.74)
52801100	Indirect OH Clearing	UZ	2000000354	10/31/2012	534.74
52801100	Indirect OH Clearing	UZ	2000000361	10/31/2012	(594.15)
52801100	Indirect OH Clearing	SL	100001521	10/31/2012	2,651.96
52801100	Indirect OH Clearing	UZ	2000000353	10/31/2012	(2,651.96)
52801100	Indirect OH Clearing	SL	100001521	10/31/2012	(2,097.00)
52801100	Indirect OH Clearing	SL	100001521	10/31/2012	17.81
52801100	Indirect OH Clearing	UZ	2000000353	10/31/2012	2,097.00
52801100	Indirect OH Clearing	UZ	2000000354	10/31/2012	(17.81)
52801100	Indirect OH Clearing	UZ	2000000361	10/31/2012	(2,097.00)

Kentucky American Water Company  
Case No. 2012-00520  
Response to PSC DR1, Item 31

Account	Description	Doc Type	Document Number	Posting Date	Amount
52801100	Indirect OH Clearing	UZ	2000000361	10/31/2012	(3,475.17)
52801100	Indirect OH Clearing	SL	100001521	10/31/2012	419.40
52801100	Indirect OH Clearing	UZ	2000000354	10/31/2012	(419.40)
52801100	Indirect OH Clearing	SL	100001521	10/31/2012	521.54
52801100	Indirect OH Clearing	UZ	2000000354	10/31/2012	(521.54)
52801100	Indirect OH Clearing	SL	100001521	10/31/2012	1,342.35
52801100	Indirect OH Clearing	UZ	2000000353	10/31/2012	(1,342.35)
52801100	Indirect OH Clearing	SL	100001521	10/31/2012	(26.31)
52801100	Indirect OH Clearing	UZ	2000000354	10/31/2012	26.31
52801100	Indirect OH Clearing	SL	100001521	10/31/2012	1,580.43
52801100	Indirect OH Clearing	UZ	2000000354	10/31/2012	(1,580.43)
52801100	Indirect OH Clearing	SL	100001521	10/31/2012	3,398.60
52801100	Indirect OH Clearing	UZ	2000000353	10/31/2012	(3,398.60)
52801100	Indirect OH Clearing	SL	100001521	10/31/2012	650.66
52801100	Indirect OH Clearing	UZ	2000000353	10/31/2012	(650.66)
52801100	Indirect OH Clearing	SL	100001521	10/31/2012	340.24
52801100	Indirect OH Clearing	UZ	2000000353	10/31/2012	(340.24)
52801100	Indirect OH Clearing	SL	100001521	10/31/2012	(3,417.91)
52801100	Indirect OH Clearing	UZ	2000000354	10/31/2012	3,417.91
52801100	Indirect OH Clearing	UZ	2000000361	10/31/2012	(3,495.00)
52801100	Indirect OH Clearing	SL	100001521	10/31/2012	(657.41)
52801100	Indirect OH Clearing	UZ	2000000353	10/31/2012	657.41
52801100	Indirect OH Clearing	UZ	2000000361	10/31/2012	(664.05)
52801100	Indirect OH Clearing	SL	100001521	10/31/2012	(294.72)
52801100	Indirect OH Clearing	UZ	2000000353	10/31/2012	294.72
52801100	Indirect OH Clearing	UZ	2000000361	10/31/2012	(662.88)
52801100	Indirect OH Clearing	SL	100001521	10/31/2012	(664.05)
52801100	Indirect OH Clearing	UZ	2000000353	10/31/2012	664.05
52801100	Indirect OH Clearing	UZ	2000000361	10/31/2012	(664.05)
52801100	Indirect OH Clearing	SL	100001521	10/31/2012	(117.74)
52801100	Indirect OH Clearing	UZ	2000000353	10/31/2012	117.74
52801100	Indirect OH Clearing	SL	100001521	10/31/2012	105.58
52801100	Indirect OH Clearing	UZ	2000000354	10/31/2012	(105.58)
52801100	Indirect OH Clearing	SL	100001521	10/31/2012	11.02
52801100	Indirect OH Clearing	UZ	2000000353	10/31/2012	(11.02)
52801100	Indirect OH Clearing	SL	100001521	10/31/2012	33.99
52801100	Indirect OH Clearing	UZ	2000000354	10/31/2012	(33.99)
52801100	Indirect OH Clearing	SL	100001521	10/31/2012	22.68
52801100	Indirect OH Clearing	UZ	2000000353	10/31/2012	(22.68)
52801100	Indirect OH Clearing	SL	100001521	10/31/2012	250.02
52801100	Indirect OH Clearing	UZ	2000000354	10/31/2012	(250.02)
52801100	Indirect OH Clearing	SL	100001521	10/31/2012	(509.73)
52801100	Indirect OH Clearing	UZ	2000000353	10/31/2012	509.73
52801100	Indirect OH Clearing	UZ	2000000361	10/31/2012	(509.73)
52801100	Indirect OH Clearing	SL	100001521	10/31/2012	142.00
52801100	Indirect OH Clearing	UZ	2000000353	10/31/2012	(142.00)
52801100	Indirect OH Clearing	SL	100001521	10/31/2012	371.13
52801100	Indirect OH Clearing	UZ	2000000353	10/31/2012	(371.13)
52801100	Indirect OH Clearing	SL	100001521	10/31/2012	487.53
52801100	Indirect OH Clearing	UZ	2000000353	10/31/2012	(487.53)
52801100	Indirect OH Clearing	SL	100001521	10/31/2012	32.05
52801100	Indirect OH Clearing	UZ	2000000354	10/31/2012	(32.05)
52801100	Indirect OH Clearing	SL	100001521	10/31/2012	859.75
52801100	Indirect OH Clearing	UZ	2000000353	10/31/2012	(859.75)
52801100	Indirect OH Clearing	SL	100001521	10/31/2012	497.91
52801100	Indirect OH Clearing	UZ	2000000353	10/31/2012	(497.91)
52801100	Indirect OH Clearing	SL	100001521	10/31/2012	239.26
52801100	Indirect OH Clearing	UZ	2000000353	10/31/2012	(239.26)
52801100	Indirect OH Clearing	SL	100001521	10/31/2012	959.41
52801100	Indirect OH Clearing	UZ	2000000354	10/31/2012	(959.41)
52805100	Indirect OH RWIP Clr	SL	100001521	10/31/2012	1.00
52805100	Indirect OH RWIP Clr	SL	100001521	10/31/2012	1.18
52805100	Indirect OH RWIP Clr	UZ	2000000353	10/31/2012	(1.18)
52805100	Indirect OH RWIP Clr	UZ	2000000353	10/31/2012	(1.00)
52805100	Indirect OH RWIP Clr	SL	100001521	10/31/2012	(7.11)
52805100	Indirect OH RWIP Clr	UZ	2000000354	10/31/2012	7.11
52805100	Indirect OH RWIP Clr	SL	100001521	10/31/2012	(677.72)
52805100	Indirect OH RWIP Clr	UZ	2000000354	10/31/2012	677.72
52805100	Indirect OH RWIP Clr	SL	100001521	10/31/2012	(5.59)
52805100	Indirect OH RWIP Clr	UZ	2000000353	10/31/2012	5.59
52805100	Indirect OH RWIP Clr	SL	100001521	10/31/2012	(4.45)
52805100	Indirect OH RWIP Clr	UZ	2000000354	10/31/2012	4.45
52805100	Indirect OH RWIP Clr	SL	100001521	10/31/2012	(7.13)
52805100	Indirect OH RWIP Clr	UZ	2000000354	10/31/2012	7.13
52805100	Indirect OH RWIP Clr	SL	100001521	10/31/2012	(2.26)
52805100	Indirect OH RWIP Clr	UZ	2000000353	10/31/2012	2.26
52805100	Indirect OH RWIP Clr	SL	100001521	10/31/2012	(50.00)

Kentucky American Water Company  
Case No. 2012-00520  
Response to PSC DR1, Item 31

Account	Description	Doc Type	Document Number	Posting Date	Amount
52805100	Indirect OH RWIP Clr	SL	100001521	10/31/2012	257.23
52805100	Indirect OH RWIP Clr	UZ	2000000354	10/31/2012	50.00
52805100	Indirect OH RWIP Clr	UZ	2000000354	10/31/2012	(257.23)
52805100	Indirect OH RWIP Clr	SL	100001521	10/31/2012	21.67
52805100	Indirect OH RWIP Clr	SL	100001521	10/31/2012	(16.80)
52805100	Indirect OH RWIP Clr	UZ	2000000353	10/31/2012	(21.67)
52805100	Indirect OH RWIP Clr	UZ	2000000354	10/31/2012	16.80
52805100	Indirect OH RWIP Clr	SL	100001521	10/31/2012	12.16
52805100	Indirect OH RWIP Clr	UZ	2000000354	10/31/2012	(12.16)
52805100	Indirect OH RWIP Clr	SL	100001521	10/31/2012	21.67
52805100	Indirect OH RWIP Clr	UZ	2000000353	10/31/2012	(21.67)
52805100	Indirect OH RWIP Clr	SL	100001521	10/31/2012	20.90
52805100	Indirect OH RWIP Clr	UZ	2000000353	10/31/2012	(20.90)
52805100	Indirect OH RWIP Clr	SL	100001521	10/31/2012	3.85
52805100	Indirect OH RWIP Clr	UZ	2000000353	10/31/2012	(3.85)
52805100	Indirect OH RWIP Clr	SL	100001521	10/31/2012	4.76
52805100	Indirect OH RWIP Clr	UZ	2000000353	10/31/2012	(4.76)
52805100	Indirect OH RWIP Clr	SL	100001521	10/31/2012	366.55
52805100	Indirect OH RWIP Clr	SL	100001521	10/31/2012	107.28
52805100	Indirect OH RWIP Clr	UZ	2000000353	10/31/2012	(107.28)
52805100	Indirect OH RWIP Clr	UZ	2000000353	10/31/2012	(366.55)
52805100	Indirect OH RWIP Clr	SL	100001521	10/31/2012	22.10
52805100	Indirect OH RWIP Clr	UZ	2000000353	10/31/2012	(22.10)
52805100	Indirect OH RWIP Clr	SL	100001521	10/31/2012	4.02
52805100	Indirect OH RWIP Clr	UZ	2000000353	10/31/2012	(4.02)
52805100	Indirect OH RWIP Clr	SL	100001521	10/31/2012	0.45
52805100	Indirect OH RWIP Clr	SL	100001521	10/31/2012	0.11
52805100	Indirect OH RWIP Clr	UZ	2000000353	10/31/2012	(0.45)
52805100	Indirect OH RWIP Clr	UZ	2000000354	10/31/2012	(0.11)
52805100	Indirect OH RWIP Clr	SL	100001521	10/31/2012	184.60
52805100	Indirect OH RWIP Clr	SL	100001521	10/31/2012	41.13
52805100	Indirect OH RWIP Clr	UZ	2000000353	10/31/2012	(41.13)
52805100	Indirect OH RWIP Clr	UZ	2000000354	10/31/2012	(184.60)
52805100	Indirect OH RWIP Clr	SL	100001521	10/31/2012	(1.74)
52805100	Indirect OH RWIP Clr	SL	100001521	10/31/2012	1.74
52805100	Indirect OH RWIP Clr	UZ	2000000353	10/31/2012	(1.74)
52805100	Indirect OH RWIP Clr	UZ	2000000353	10/31/2012	1.74
52805100	Indirect OH RWIP Clr	SL	100001521	10/31/2012	9.09
52805100	Indirect OH RWIP Clr	UZ	2000000353	10/31/2012	(9.09)
52805100	Indirect OH RWIP Clr	SL	100001521	10/31/2012	2.66
52805100	Indirect OH RWIP Clr	UZ	2000000354	10/31/2012	(2.66)
52805100	Indirect OH RWIP Clr	SL	100001521	10/31/2012	0.68
52805100	Indirect OH RWIP Clr	UZ	2000000354	10/31/2012	(0.68)
52805100	Indirect OH RWIP Clr	SL	100001521	10/31/2012	431.71
52805100	Indirect OH RWIP Clr	SL	100001521	10/31/2012	1,799.49
52805100	Indirect OH RWIP Clr	UZ	2000000353	10/31/2012	(431.71)
52805100	Indirect OH RWIP Clr	UZ	2000000353	10/31/2012	(1,799.49)
52805100	Indirect OH RWIP Clr	SL	100001521	10/31/2012	8.25
52805100	Indirect OH RWIP Clr	UZ	2000000353	10/31/2012	(8.25)
52805100	Indirect OH RWIP Clr	SL	100001521	10/31/2012	(1.90)
52805100	Indirect OH RWIP Clr	UZ	2000000353	10/31/2012	1.90
52805100	Indirect OH RWIP Clr	SL	100001521	10/31/2012	13.71
52805100	Indirect OH RWIP Clr	UZ	2000000354	10/31/2012	(13.71)
52805100	Indirect OH RWIP Clr	SL	100001521	10/31/2012	3.40
52805100	Indirect OH RWIP Clr	UZ	2000000353	10/31/2012	(3.40)
52805100	Indirect OH RWIP Clr	SL	100001521	10/31/2012	0.03
52805100	Indirect OH RWIP Clr	UZ	2000000353	10/31/2012	(0.03)
52805100	Indirect OH RWIP Clr	SL	100001521	10/31/2012	(59.42)
52805100	Indirect OH RWIP Clr	SL	100001521	10/31/2012	59.42
52805100	Indirect OH RWIP Clr	UZ	2000000353	10/31/2012	(59.42)
52805100	Indirect OH RWIP Clr	UZ	2000000354	10/31/2012	59.42
52805100	Indirect OH RWIP Clr	SL	100001521	10/31/2012	(2,596.52)
52805100	Indirect OH RWIP Clr	UZ	2000000353	10/31/2012	2,596.52
52805100	Indirect OH RWIP Clr	SL	100001521	10/31/2012	2,994.27
52805100	Indirect OH RWIP Clr	UZ	2000000353	10/31/2012	(2,994.27)
52805100	Indirect OH RWIP Clr	SL	100001521	10/31/2012	149.15
52805100	Indirect OH RWIP Clr	UZ	2000000353	10/31/2012	(149.15)
52805100	Indirect OH RWIP Clr	SL	100001521	10/31/2012	(2.92)
52805100	Indirect OH RWIP Clr	UZ	2000000353	10/31/2012	2.92
52805100	Indirect OH RWIP Clr	SL	100001521	10/31/2012	175.60
52805100	Indirect OH RWIP Clr	UZ	2000000353	10/31/2012	(175.60)
52805100	Indirect OH RWIP Clr	SL	100001521	10/31/2012	377.62
52805100	Indirect OH RWIP Clr	UZ	2000000353	10/31/2012	(377.62)
52805100	Indirect OH RWIP Clr	SL	100001521	10/31/2012	72.30
52805100	Indirect OH RWIP Clr	UZ	2000000353	10/31/2012	(72.30)
52805100	Indirect OH RWIP Clr	SL	100001521	10/31/2012	(6.64)
52805100	Indirect OH RWIP Clr	UZ	2000000353	10/31/2012	6.64

Kentucky American Water Company  
Case No. 2012-00520  
Response to PSC DR1, Item 31

Account	Description	Doc Type	Document Number	Posting Date	Amount
52805100	Indirect OH RWIP Clr	SL	100001521	10/31/2012	(2.98)
52805100	Indirect OH RWIP Clr	UZ	2000000353	10/31/2012	2.98
52805100	Indirect OH RWIP Clr	SL	100001521	10/31/2012	(33.21)
52805100	Indirect OH RWIP Clr	UZ	2000000353	10/31/2012	33.21
52805100	Indirect OH RWIP Clr	SL	100001521	10/31/2012	4.95
52805100	Indirect OH RWIP Clr	UZ	2000000353	10/31/2012	(4.95)
52805100	Indirect OH RWIP Clr	SL	100001521	10/31/2012	3.39
52805100	Indirect OH RWIP Clr	UZ	2000000354	10/31/2012	(3.39)
52805100	Indirect OH RWIP Clr	SL	100001521	10/31/2012	54.17
52805100	Indirect OH RWIP Clr	UZ	2000000353	10/31/2012	(54.17)
52805100	Indirect OH RWIP Clr	SL	100001521	10/31/2012	14.40
52805100	Indirect OH RWIP Clr	UZ	2000000354	10/31/2012	(14.40)
52805100	Indirect OH RWIP Clr	SL	100001521	10/31/2012	8.68
52805100	Indirect OH RWIP Clr	UZ	2000000354	10/31/2012	(8.68)
52805100	Indirect OH RWIP Clr	SL	100001521	10/31/2012	106.60
52805100	Indirect OH RWIP Clr	UZ	2000000353	10/31/2012	(106.60)
53110000	Contr Svc-Eng	KR	5000002605	10/31/2012	2,340.36
53110000	Contr Svc-Eng	KR	5000002606	10/31/2012	6,980.13
53110000	Contr Svc-Eng	UZ	2000000347	10/31/2012	(6,980.13)
53110000	Contr Svc-Eng	UZ	2000000347	10/31/2012	(2,340.36)
53150000	Contr Svc-Other	SA	100001523	10/31/2012	(385.38)
53150000	Contr Svc-Other	SV	100001538	10/31/2012	5,933.25
53150000	Contr Svc-Other	SV	100001540	10/31/2012	5,404.55
53150000	Contr Svc-Other	SV	100001639	10/31/2012	(5,404.55)
53150000	Contr Svc-Other	SV	100001641	10/31/2012	5,404.55
53150000	Contr Svc-Other	SV	100001649	10/31/2012	30,000.00
53150000	Contr Svc-Other	SV	100001649	10/31/2012	5,000.00
53150000	Contr Svc-Other	SV	100001649	10/31/2012	30,000.00
53150000	Contr Svc-Other	SV	100001649	10/31/2012	78,000.00
53150000	Contr Svc-Other	SV	100001649	10/31/2012	25,000.00
53150000	Contr Svc-Other	SV	100001650	10/31/2012	5,001.01
53150000	Contr Svc-Other	SV	100001657	10/31/2012	5,000.00
53150000	Contr Svc-Other	SV	100001658	10/31/2012	117,961.85
53150000	Contr Svc-Other	SV	100001658	10/31/2012	28,036.00
53150000	Contr Svc-Other	SV	100001658	10/31/2012	17,415.00
53150000	Contr Svc-Other	SV	100001658	10/31/2012	12,599.00
53150000	Contr Svc-Other	SV	100001659	10/31/2012	2,800.00
53150000	Contr Svc-Other	SV	100001664	10/31/2012	36,267.50
53150000	Contr Svc-Other	SV	100001668	10/31/2012	360.00
53150000	Contr Svc-Other	SV	100001668	10/31/2012	83,785.50
53150000	Contr Svc-Other	SV	100001668	10/31/2012	978.50
53150000	Contr Svc-Other	SV	100001668	10/31/2012	22,793.44
53150000	Contr Svc-Other	SV	100001668	10/31/2012	7,292.22
53150000	Contr Svc-Other	SV	100001668	10/31/2012	17,222.57
53150000	Contr Svc-Other	SV	100001668	10/31/2012	17,380.00
53150000	Contr Svc-Other	SV	100001677	10/31/2012	6,127.00
53150000	Contr Svc-Other	WE	5000002566	10/31/2012	60,354.00
53150000	Contr Svc-Other	WE	5000002567	10/31/2012	3,275.00
53150000	Contr Svc-Other	KR	5000002614	10/31/2012	2,703.00
53150000	Contr Svc-Other	WE	5000002617	10/31/2012	30,853.75
53150000	Contr Svc-Other	KR	5000002619	10/31/2012	2,703.00
53150000	Contr Svc-Other	WE	5000002621	10/31/2012	141,590.00
53150000	Contr Svc-Other	WE	5000002622	10/31/2012	2,854.00
53150000	Contr Svc-Other	WE	5000002623	10/31/2012	3,366.00
53150000	Contr Svc-Other	RE	5000002626	10/31/2012	10,485.06
53150000	Contr Svc-Other	RE	5000002627	10/31/2012	506.19
53150000	Contr Svc-Other	RE	5000002627	10/31/2012	1,353.42
53150000	Contr Svc-Other	WE	5000002631	10/31/2012	4,000.00
53150000	Contr Svc-Other	WE	5000002632	10/31/2012	(4,000.00)
53150000	Contr Svc-Other	WE	5000002634	10/31/2012	4,000.00
53150000	Contr Svc-Other	WE	5000002635	10/31/2012	46,517.00
53150000	Contr Svc-Other	WE	5000002636	10/31/2012	7,634.00
53150000	Contr Svc-Other	WE	5000002638	10/31/2012	10,200.00
53150000	Contr Svc-Other	SR	9600000077	10/31/2012	905.00
53150000	Contr Svc-Other	SR	9600000077	10/31/2012	162.83
53150000	Contr Svc-Other	SR	9600000077	10/31/2012	1,862.92
53150000	Contr Svc-Other	SR	9600000077	10/31/2012	474.17
53150000	Contr Svc-Other	SR	9600000077	10/31/2012	725.92
53150000	Contr Svc-Other	SR	9600000077	10/31/2012	563.58
53150000	Contr Svc-Other	SR	9600000077	10/31/2012	204.33
53150000	Contr Svc-Other	UZ	2000000349	10/31/2012	(46,517.00)
53150000	Contr Svc-Other	UZ	2000000349	10/31/2012	(7,634.00)
53150000	Contr Svc-Other	UZ	2000000360	10/31/2012	385.38
53150000	Contr Svc-Other	UZ	2000000406	10/31/2012	(17,380.00)
53150000	Contr Svc-Other	UZ	2000000349	10/31/2012	(8,000.00)
53150000	Contr Svc-Other	UZ	2000000349	10/31/2012	4,000.00
53150000	Contr Svc-Other	UZ	2000000349	10/31/2012	(10,200.00)

Kentucky American Water Company  
Case No. 2012-00520  
Response to PSC DR1, Item 31

Account	Description	Doc Type	Document Number	Posting Date	Amount
53150000	Contr Svc-Other	UZ	200000341	10/31/2012	(60,354.00)
53150000	Contr Svc-Other	UZ	200000338	10/31/2012	(15,906.55)
53150000	Contr Svc-Other	CS	9300002931	10/31/2012	(2,987.08)
53150000	Contr Svc-Other	CS	9300003134	10/31/2012	(505.00)
53150000	Contr Svc-Other	CS	9300003264	10/31/2012	(1,621.69)
53150000	Contr Svc-Other	CS	9300004221	10/31/2012	(5,000.00)
53150000	Contr Svc-Other	CS	9300002949	10/31/2012	(5,889.44)
53150000	Contr Svc-Other	CS	9300003149	10/31/2012	5,278.00
53150000	Contr Svc-Other	CS	9300003269	10/31/2012	(3,968.01)
53150000	Contr Svc-Other	CS	9300003262	10/31/2012	(767.91)
53150000	Contr Svc-Other	CS	9300003242	10/31/2012	(459.63)
53150000	Contr Svc-Other	CS	9300002875	10/31/2012	(3,710.00)
53150000	Contr Svc-Other	CS	9300003073	10/31/2012	2,500.00
53150000	Contr Svc-Other	CS	9300002951	10/31/2012	(4,697.65)
53150000	Contr Svc-Other	CS	9300003151	10/31/2012	2,800.00
53150000	Contr Svc-Other	CS	9300004240	10/31/2012	(2,800.00)
53150000	Contr Svc-Other	CS	9300003267	10/31/2012	(2,814.30)
53150000	Contr Svc-Other	CS	9300003428	10/31/2012	(2,703.00)
53150000	Contr Svc-Other	CS	9300004239	10/31/2012	(36,267.50)
53150000	Contr Svc-Other	CS	9300003071	10/31/2012	11,866.50
53150000	Contr Svc-Other	CS	9300003447	10/31/2012	(5,933.25)
53150000	Contr Svc-Other	CS	9300002894	10/31/2012	(187.34)
53150000	Contr Svc-Other	CS	9300002962	10/31/2012	(5,351.08)
53150000	Contr Svc-Other	CS	9300003173	10/31/2012	5,351.07
53150000	Contr Svc-Other	CS	9300003446	10/31/2012	(10,405.56)
53150000	Contr Svc-Other	CS	9300003147	10/31/2012	(410.80)
53150000	Contr Svc-Other	CS	9300003200	10/31/2012	(2,260.98)
53150000	Contr Svc-Other	CS	9300003247	10/31/2012	(512.90)
53150000	Contr Svc-Other	CS	9300002955	10/31/2012	(739.38)
53150000	Contr Svc-Other	CS	9300003157	10/31/2012	(12,929.96)
53150000	Contr Svc-Other	CS	9300003273	10/31/2012	(375.31)
53150000	Contr Svc-Other	CS	9300003256	10/31/2012	(155.82)
53150000	Contr Svc-Other	CS	9300003128	10/31/2012	(1,594.45)
53150000	Contr Svc-Other	CS	9300003130	10/31/2012	(933.97)
53150000	Contr Svc-Other	CS	9300002898	10/31/2012	(789.70)
53150000	Contr Svc-Other	CS	9300002970	10/31/2012	(169.07)
53150000	Contr Svc-Other	CS	9300003104	10/31/2012	(1,287.43)
53150000	Contr Svc-Other	CS	9300003183	10/31/2012	(2,876.66)
53150000	Contr Svc-Other	CS	9300003254	10/31/2012	(131.26)
53150000	Contr Svc-Other	UZ	2000003338	10/31/2012	(68,752.86)
53150000	Contr Svc-Other	UZ	2000003349	10/31/2012	(506.19)
53150000	Contr Svc-Other	UZ	2000003338	10/31/2012	(13,491.72)
53150000	Contr Svc-Other	UZ	2000003349	10/31/2012	(1,353.42)
53150000	Contr Svc-Other	UZ	200000406	10/31/2012	(117,961.85)
53150000	Contr Svc-Other	UZ	2000003342	10/31/2012	2,279.09
53150000	Contr Svc-Other	UZ	200000406	10/31/2012	(978.50)
53150000	Contr Svc-Other	UZ	2000003349	10/31/2012	(30,853.75)
53150000	Contr Svc-Other	UZ	2000003375	10/31/2012	(25,000.00)
53150000	Contr Svc-Other	UZ	2000003338	10/31/2012	(3,400.00)
53150000	Contr Svc-Other	UZ	2000003338	10/31/2012	(1,275.00)
53150000	Contr Svc-Other	UZ	2000003338	10/31/2012	(13,509.00)
53150000	Contr Svc-Other	UZ	2000003338	10/31/2012	(879.45)
53150000	Contr Svc-Other	UZ	2000003338	10/31/2012	(210.00)
53150000	Contr Svc-Other	UZ	2000003338	10/31/2012	(3,830.00)
53150000	Contr Svc-Other	UZ	2000003338	10/31/2012	(1,005.00)
53150000	Contr Svc-Other	UZ	2000003341	10/31/2012	(3,275.00)
53150000	Contr Svc-Other	UZ	2000003338	10/31/2012	(54,524.00)
53150000	Contr Svc-Other	UZ	2000003338	10/31/2012	(29,025.00)
53150000	Contr Svc-Other	UZ	200000406	10/31/2012	(141,835.50)
53150000	Contr Svc-Other	UZ	2000003338	10/31/2012	(172.00)
53150000	Contr Svc-Other	UZ	2000003338	10/31/2012	(64.50)
53150000	Contr Svc-Other	UZ	2000003349	10/31/2012	(158,295.06)
53150000	Contr Svc-Other	UZ	200000406	10/31/2012	(17,222.57)
53150000	Contr Svc-Other	UZ	2000003375	10/31/2012	(5,000.00)
53150000	Contr Svc-Other	UZ	2000003375	10/31/2012	(30,000.00)
53150000	Contr Svc-Other	UZ	2000003375	10/31/2012	(30,000.00)
53150000	Contr Svc-Other	UZ	2000003375	10/31/2012	(78,000.00)
53150000	Contr Svc-Other	UZ	200000406	10/31/2012	(360.00)
53150000	Contr Svc-Other	UZ	200000406	10/31/2012	(22,793.44)
53150000	Contr Svc-Other	UZ	200000408	10/31/2012	(6,127.00)
53150000	Contr Svc-Other	UZ	200000406	10/31/2012	(7,292.22)
53150013	Contr Svc-Other WT	CS	9300002931	10/31/2012	2,987.08
53150013	Contr Svc-Other WT	CS	9300003134	10/31/2012	505.00
53150013	Contr Svc-Other WT	CS	9300003264	10/31/2012	1,621.69
53150013	Contr Svc-Other WT	CS	9300004221	10/31/2012	5,000.00
53150013	Contr Svc-Other WT	CS	9300002949	10/31/2012	5,889.44
53150013	Contr Svc-Other WT	CS	9300003149	10/31/2012	(5,278.00)

Kentucky American Water Company  
Case No. 2012-00520  
Response to PSC DR1, Item 31

Account	Description	Doc Type	Document Number	Posting Date	Amount
53150013	Contr Svc-Other WT	CS	9300003269	10/31/2012	3,968.01
53150013	Contr Svc-Other WT	CS	9300003262	10/31/2012	767.91
53150013	Contr Svc-Other WT	CS	9300003242	10/31/2012	459.63
53150013	Contr Svc-Other WT	CS	9300002875	10/31/2012	3,710.00
53150013	Contr Svc-Other WT	CS	9300003073	10/31/2012	(2,500.00)
53150014	Contr Svc-Other TD	CS	9300002951	10/31/2012	4,697.65
53150014	Contr Svc-Other TD	CS	9300003151	10/31/2012	(2,800.00)
53150014	Contr Svc-Other TD	CS	9300004240	10/31/2012	2,800.00
53150015	Contr Svc-Other CA	CS	9300003267	10/31/2012	2,814.30
53150015	Contr Svc-Other CA	CS	9300003428	10/31/2012	2,703.00
53150015	Contr Svc-Other CA	CS	9300004239	10/31/2012	36,267.50
53150016	Contr Svc-Other AG	CS	9300003071	10/31/2012	(11,866.50)
53150016	Contr Svc-Other AG	CS	9300003447	10/31/2012	5,933.25
53150016	Contr Svc-Other AG	CS	9300002894	10/31/2012	187.34
53150016	Contr Svc-Other AG	CS	9300002962	10/31/2012	5,351.08
53150016	Contr Svc-Other AG	CS	9300003173	10/31/2012	(5,351.07)
53150016	Contr Svc-Other AG	CS	9300003446	10/31/2012	10,405.56
53150016	Contr Svc-Other AG	CS	9300003147	10/31/2012	410.80
53150016	Contr Svc-Other AG	CS	9300003200	10/31/2012	2,260.98
53151000	Contr Svc-Temp EE	SV	100001659	10/31/2012	7,000.00
53151000	Contr Svc-Temp EE	CS	9300003151	10/31/2012	7,224.00
53151000	Contr Svc-Temp EE	CS	9300004240	10/31/2012	(7,000.00)
53151000	Contr Svc-Temp EE	CS	9300003147	10/31/2012	(3,271.69)
53151000	Contr Svc-Temp EE	CS	9300003268	10/31/2012	(162.33)
53151014	Contr Svc-Temp EE TD	CS	9300003151	10/31/2012	(7,224.00)
53151014	Contr Svc-Temp EE TD	CS	9300004240	10/31/2012	7,000.00
53151016	Contr Svc-Temp EE AG	CS	9300003147	10/31/2012	3,271.69
53151016	Contr Svc-Temp EE AG	CS	9300003268	10/31/2012	162.33
53152000	Contr Svc-Lab Testng	CF	9300002877	10/31/2012	(117.66)
53152000	Contr Svc-Lab Testng	CF	9300002877	10/31/2012	117.66
53152000	Contr Svc-Lab Testng	CF	9300002950	10/31/2012	(61.48)
53152000	Contr Svc-Lab Testng	CF	9300002950	10/31/2012	61.48
53152000	Contr Svc-Lab Testng	CF	9300003076	10/31/2012	(977.32)
53152000	Contr Svc-Lab Testng	CF	9300003076	10/31/2012	977.32
53152000	Contr Svc-Lab Testng	CF	9300003176	10/31/2012	(869.20)
53152000	Contr Svc-Lab Testng	CF	9300003176	10/31/2012	869.20
53154000	Contr Svc-Audit Fees	SA	100001491	10/31/2012	7,371.00
53154000	Contr Svc-Audit Fees	CF	9300003378	10/31/2012	(7,371.00)
53154000	Contr Svc-Audit Fees	CF	9300003378	10/31/2012	7,371.00
53155000	Contr Svc-Legal	SV	100001541	10/31/2012	1,248.00
53155000	Contr Svc-Legal	SV	100001541	10/31/2012	11,667.50
53155000	Contr Svc-Legal	SV	100001541	10/31/2012	1,102.20
53155000	Contr Svc-Legal	SV	100001541	10/31/2012	379.00
53155000	Contr Svc-Legal	SV	100001541	10/31/2012	198.00
53155000	Contr Svc-Legal	SV	100001541	10/31/2012	6,100.60
53155000	Contr Svc-Legal	SV	100001541	10/31/2012	198.00
53155000	Contr Svc-Legal	SV	100001541	10/31/2012	117.00
53155000	Contr Svc-Legal	SV	100001541	10/31/2012	17,768.10
53155000	Contr Svc-Legal	SV	100001541	10/31/2012	1,627.00
53155000	Contr Svc-Legal	SV	100001541	10/31/2012	1,219.20
53155000	Contr Svc-Legal	SV	100001646	10/31/2012	27,464.30
53155000	Contr Svc-Legal	SV	100001646	10/31/2012	27,464.30
53155000	Contr Svc-Legal	CF	9300002883	10/31/2012	(975.20)
53155000	Contr Svc-Legal	CF	9300002883	10/31/2012	975.20
53155000	Contr Svc-Legal	CF	9300003082	10/31/2012	18,489.00
53155000	Contr Svc-Legal	CF	9300003082	10/31/2012	(18,489.00)
53155000	Contr Svc-Legal	CF	9300003246	10/31/2012	(106.00)
53155000	Contr Svc-Legal	CF	9300003246	10/31/2012	106.00
53155000	Contr Svc-Legal	CF	9300003450	10/31/2012	(38,370.60)
53155000	Contr Svc-Legal	CF	9300003450	10/31/2012	38,370.60
53155000	Contr Svc-Legal	UT	9300003061	10/31/2012	379.00
53155000	Contr Svc-Legal	UT	9300003444	10/31/2012	(1,627.00)
53155000	Contr Svc-Legal	UT	9300003445	10/31/2012	(1,627.00)
53155000	Contr Svc-Legal	UZ	2000000375	10/31/2012	(27,464.30)
53155000	Contr Svc-Legal	UZ	2000000375	10/31/2012	(27,464.30)
53401000	AWWSC Labor OPEX	CF	9300003455	10/31/2012	49.98
53401000	AWWSC Labor OPEX	CF	9300003456	10/31/2012	253.55
53401000	AWWSC Labor OPEX	CF	9300003458	10/31/2012	23,666.58
53401000	AWWSC Labor OPEX	CF	9300003458	10/31/2012	3,039.29
53401000	AWWSC Labor OPEX	CF	9300003459	10/31/2012	376.63
53401000	AWWSC Labor OPEX	CF	9300003459	10/31/2012	86.76
53401000	AWWSC Labor OPEX	CF	9300003460	10/31/2012	19,015.20
53401000	AWWSC Labor OPEX	CF	9300003460	10/31/2012	1,882.25
53401000	AWWSC Labor OPEX	CF	9300003473	10/31/2012	145.18
53401000	AWWSC Labor OPEX	CF	9300003474	10/31/2012	5.22
53401000	AWWSC Labor OPEX	CF	9300003474	10/31/2012	2.65
53401000	AWWSC Labor OPEX	CF	9300003475	10/31/2012	(15.36)

Kentucky American Water Company  
Case No. 2012-00520  
Response to PSC DR1, Item 31

Account	Description	Doc Type	Document Number	Posting Date	Amount
53401000	AWWSC Labor OPEX	CF	9300003476	10/31/2012	1.96
53401000	AWWSC Labor OPEX	CF	9300003477	10/31/2012	153.27
53401000	AWWSC Labor OPEX	CF	9300003478	10/31/2012	1,063.50
53401000	AWWSC Labor OPEX	CF	9300003479	10/31/2012	354.50
53401000	AWWSC Labor OPEX	CF	9300003481	10/31/2012	236.33
53401000	AWWSC Labor OPEX	CF	9300003482	10/31/2012	827.17
53401000	AWWSC Labor OPEX	CF	9300003483	10/31/2012	236.33
53401000	AWWSC Labor OPEX	CF	9300003484	10/31/2012	236.33
53401000	AWWSC Labor OPEX	CF	9300003485	10/31/2012	945.33
53401000	AWWSC Labor OPEX	CF	9300003486	10/31/2012	1,280.83
53401000	AWWSC Labor OPEX	CF	9300003487	10/31/2012	355.66
53401000	AWWSC Labor OPEX	CF	9300003818	10/31/2012	(94.36)
53401000	AWWSC Labor OPEX	CF	9300003818	10/31/2012	33.91
53401000	AWWSC Labor OPEX	CF	9300003819	10/31/2012	390.87
53401000	AWWSC Labor OPEX	CF	9300003820	10/31/2012	297.90
53401000	AWWSC Labor OPEX	CF	9300003820	10/31/2012	2.31
53401000	AWWSC Labor OPEX	CF	9300003821	10/31/2012	179.39
53401000	AWWSC Labor OPEX	CF	9300003821	10/31/2012	14.22
53401000	AWWSC Labor OPEX	CF	9300003822	10/31/2012	84.89
53401000	AWWSC Labor OPEX	CF	9300003822	10/31/2012	6.04
53401000	AWWSC Labor OPEX	CF	9300003823	10/31/2012	1,966.11
53401000	AWWSC Labor OPEX	CF	9300003823	10/31/2012	29.76
53401000	AWWSC Labor OPEX	CF	9300003824	10/31/2012	847.16
53401000	AWWSC Labor OPEX	CF	9300003824	10/31/2012	14.24
53401000	AWWSC Labor OPEX	CF	9300003825	10/31/2012	2,028.24
53401000	AWWSC Labor OPEX	CF	9300003826	10/31/2012	1,904.25
53401000	AWWSC Labor OPEX	CF	9300003826	10/31/2012	1.82
53401000	AWWSC Labor OPEX	CF	9300003827	10/31/2012	3,350.92
53401000	AWWSC Labor OPEX	CF	9300003827	10/31/2012	5.53
53401000	AWWSC Labor OPEX	CF	9300003828	10/31/2012	11,122.83
53401000	AWWSC Labor OPEX	CF	9300003828	10/31/2012	1,225.91
53401000	AWWSC Labor OPEX	CF	9300003829	10/31/2012	37.63
53401000	AWWSC Labor OPEX	CF	9300003829	10/31/2012	16.07
53401000	AWWSC Labor OPEX	CF	9300003830	10/31/2012	1,397.92
53401000	AWWSC Labor OPEX	CF	9300003830	10/31/2012	51.21
53401000	AWWSC Labor OPEX	CF	9300003831	10/31/2012	846.72
53401000	AWWSC Labor OPEX	CF	9300003831	10/31/2012	217.24
53401000	AWWSC Labor OPEX	CF	9300003832	10/31/2012	(6.89)
53401000	AWWSC Labor OPEX	CF	9300003833	10/31/2012	194.50
53401000	AWWSC Labor OPEX	CF	9300003834	10/31/2012	0.02
53401000	AWWSC Labor OPEX	CF	9300003836	10/31/2012	2,179.63
53401000	AWWSC Labor OPEX	CF	9300003836	10/31/2012	528.21
53401000	AWWSC Labor OPEX	CF	9300003837	10/31/2012	14.20
53401000	AWWSC Labor OPEX	CF	9300003838	10/31/2012	117.02
53401000	AWWSC Labor OPEX	CF	9300003839	10/31/2012	94.84
53401000	AWWSC Labor OPEX	CF	9300003841	10/31/2012	18.46
53401000	AWWSC Labor OPEX	CF	9300003842	10/31/2012	608.34
53401000	AWWSC Labor OPEX	CF	9300003842	10/31/2012	69.52
53401000	AWWSC Labor OPEX	CF	9300003843	10/31/2012	494.48
53401000	AWWSC Labor OPEX	CF	9300003843	10/31/2012	13.47
53401000	AWWSC Labor OPEX	CF	9300003844	10/31/2012	441.44
53401000	AWWSC Labor OPEX	CF	9300003844	10/31/2012	8.67
53401000	AWWSC Labor OPEX	CF	9300003845	10/31/2012	309.25
53401000	AWWSC Labor OPEX	CF	9300003845	10/31/2012	0.07
53401000	AWWSC Labor OPEX	CF	9300003849	10/31/2012	288.79
53401000	AWWSC Labor OPEX	CF	9300003850	10/31/2012	740.91
53401000	AWWSC Labor OPEX	CF	9300003850	10/31/2012	239.29
53401000	AWWSC Labor OPEX	CF	9300003851	10/31/2012	2,699.84
53401000	AWWSC Labor OPEX	CF	9300003851	10/31/2012	258.12
53401000	AWWSC Labor OPEX	CF	9300003852	10/31/2012	979.49
53401000	AWWSC Labor OPEX	CF	9300003852	10/31/2012	189.17
53401000	AWWSC Labor OPEX	CF	9300003853	10/31/2012	571.03
53401000	AWWSC Labor OPEX	CF	9300003853	10/31/2012	175.40
53401000	AWWSC Labor OPEX	CF	9300003854	10/31/2012	756.56
53401000	AWWSC Labor OPEX	CF	9300003854	10/31/2012	156.41
53401000	AWWSC Labor OPEX	CF	9300003855	10/31/2012	1,347.25
53401000	AWWSC Labor OPEX	CF	9300003855	10/31/2012	186.50
53401000	AWWSC Labor OPEX	CF	9300003857	10/31/2012	1,202.04
53401000	AWWSC Labor OPEX	CF	9300003857	10/31/2012	33.01
53401000	AWWSC Labor OPEX	CF	9300003858	10/31/2012	0.10
53401000	AWWSC Labor OPEX	CF	9300003859	10/31/2012	373.82
53401000	AWWSC Labor OPEX	CF	9300003860	10/31/2012	966.50
53401000	AWWSC Labor OPEX	CF	9300003860	10/31/2012	119.05
53401000	AWWSC Labor OPEX	CF	9300003861	10/31/2012	1,400.07
53401000	AWWSC Labor OPEX	CF	9300003861	10/31/2012	311.19
53401000	AWWSC Labor OPEX	CF	9300003862	10/31/2012	242.76
53401000	AWWSC Labor OPEX	CF	9300003866	10/31/2012	14.63

Kentucky American Water Company  
Case No. 2012-00520  
Response to PSC DR1, Item 31

Account	Description	Doc Type	Document Number	Posting Date	Amount
53401000	AWWSC Labor OPEX	CF	9300003867	10/31/2012	52.34
53401000	AWWSC Labor OPEX	CF	9300003868	10/31/2012	826.85
53401000	AWWSC Labor OPEX	CF	9300003870	10/31/2012	199.13
53401000	AWWSC Labor OPEX	CF	9300003871	10/31/2012	23.40
53401000	AWWSC Labor OPEX	CF	9300003872	10/31/2012	31.65
53401000	AWWSC Labor OPEX	CF	9300003873	10/31/2012	173.39
53401000	AWWSC Labor OPEX	CF	9300003874	10/31/2012	337.89
53401000	AWWSC Labor OPEX	CF	9300003875	10/31/2012	96.94
53401000	AWWSC Labor OPEX	CF	9300003876	10/31/2012	107.86
53401000	AWWSC Labor OPEX	CF	9300003877	10/31/2012	138.00
53401000	AWWSC Labor OPEX	CF	9300003878	10/31/2012	23.50
53401000	AWWSC Labor OPEX	CF	9300003879	10/31/2012	375.20
53401000	AWWSC Labor OPEX	CF	9300003880	10/31/2012	191.78
53401000	AWWSC Labor OPEX	CF	9300003881	10/31/2012	38.32
53401000	AWWSC Labor OPEX	CF	9300003882	10/31/2012	38.32
53401000	AWWSC Labor OPEX	CF	9300003883	10/31/2012	229.90
53401000	AWWSC Labor OPEX	CF	9300003884	10/31/2012	297.95
53401000	AWWSC Labor OPEX	CF	9300003884	10/31/2012	421.49
53401000	AWWSC Labor OPEX	CF	9300003885	10/31/2012	306.54
53401000	AWWSC Labor OPEX	CF	9300003887	10/31/2012	801.41
53401000	AWWSC Labor OPEX	CF	9300003887	10/31/2012	438.92
53401000	AWWSC Labor OPEX	CF	9300003888	10/31/2012	307.73
53401000	AWWSC Labor OPEX	CF	9300003888	10/31/2012	498.12
53401000	AWWSC Labor OPEX	CF	9300003889	10/31/2012	2,040.81
53401000	AWWSC Labor OPEX	CF	9300003889	10/31/2012	157.87
53401000	AWWSC Labor OPEX	CF	9300003890	10/31/2012	41.68
53401000	AWWSC Labor OPEX	CF	9300003890	10/31/2012	191.59
53401000	AWWSC Labor OPEX	CF	9300003891	10/31/2012	114.95
53401000	AWWSC Labor OPEX	CF	9300003892	10/31/2012	191.59
53401000	AWWSC Labor OPEX	CF	9300003893	10/31/2012	41.76
53401000	AWWSC Labor OPEX	CF	9300003893	10/31/2012	191.59
53401000	AWWSC Labor OPEX	CF	9300003894	10/31/2012	344.85
53401000	AWWSC Labor OPEX	CF	9300003895	10/31/2012	421.49
53401000	AWWSC Labor OPEX	CF	9300003896	10/31/2012	229.90
53401000	AWWSC Labor OPEX	CF	9300003897	10/31/2012	51.19
53401000	AWWSC Labor OPEX	CF	9300003897	10/31/2012	153.27
53401000	AWWSC Labor OPEX	CF	9300003898	10/31/2012	229.90
53401000	AWWSC Labor OPEX	CF	9300003899	10/31/2012	651.39
53401000	AWWSC Labor OPEX	CF	9300003900	10/31/2012	536.44
53401000	AWWSC Labor OPEX	CF	9300003901	10/31/2012	306.54
53401000	AWWSC Labor OPEX	CF	9300003902	10/31/2012	(60.83)
53401000	AWWSC Labor OPEX	CF	9300003903	10/31/2012	229.90
53401000	AWWSC Labor OPEX	CF	9300003904	10/31/2012	421.49
53401000	AWWSC Labor OPEX	CF	9300003905	10/31/2012	38.32
53401000	AWWSC Labor OPEX	CF	9300003906	10/31/2012	38.32
53401000	AWWSC Labor OPEX	CF	9300003907	10/31/2012	191.59
53401000	AWWSC Labor OPEX	CF	9300003908	10/31/2012	114.95
53401000	AWWSC Labor OPEX	CF	9300003909	10/31/2012	76.63
53401000	AWWSC Labor OPEX	CF	9300003910	10/31/2012	114.95
53401000	AWWSC Labor OPEX	CF	9300003911	10/31/2012	153.27
53401000	AWWSC Labor OPEX	CF	9300003912	10/31/2012	153.27
53401000	AWWSC Labor OPEX	CF	9300003913	10/31/2012	229.90
53401000	AWWSC Labor OPEX	CF	9300003914	10/31/2012	599.15
53401000	AWWSC Labor OPEX	CF	9300003914	10/31/2012	114.95
53401000	AWWSC Labor OPEX	CF	9300003915	10/31/2012	827.62
53401000	AWWSC Labor OPEX	CF	9300003915	10/31/2012	418.42
53401000	AWWSC Labor OPEX	CF	9300003916	10/31/2012	2,542.25
53401000	AWWSC Labor OPEX	CF	9300003916	10/31/2012	403.78
53401000	AWWSC Labor OPEX	CF	9300003917	10/31/2012	1,283.52
53401000	AWWSC Labor OPEX	CF	9300003917	10/31/2012	2.38
53401000	AWWSC Labor OPEX	CF	9300003918	10/31/2012	726.27
53401000	AWWSC Labor OPEX	CF	9300003918	10/31/2012	187.39
53401000	AWWSC Labor OPEX	CF	9300003919	10/31/2012	860.91
53401000	AWWSC Labor OPEX	CF	9300003919	10/31/2012	264.05
53401000	AWWSC Labor OPEX	CF	9300003920	10/31/2012	1,326.18
53401000	AWWSC Labor OPEX	CF	9300003920	10/31/2012	393.30
53401000	AWWSC Labor OPEX	CF	9300003921	10/31/2012	1,779.50
53401000	AWWSC Labor OPEX	CF	9300003921	10/31/2012	564.34
53401000	AWWSC Labor OPEX	CF	9300003922	10/31/2012	844.99
53401000	AWWSC Labor OPEX	CF	9300003922	10/31/2012	229.90
53401000	AWWSC Labor OPEX	CF	9300003923	10/31/2012	72.35
53401000	AWWSC Labor OPEX	CF	9300003923	10/31/2012	229.90
53401000	AWWSC Labor OPEX	CF	9300003924	10/31/2012	1,492.89
53401000	AWWSC Labor OPEX	CF	9300003924	10/31/2012	637.79
53401000	AWWSC Labor OPEX	CF	9300003928	10/31/2012	(118.53)
53401000	AWWSC Labor OPEX	CF	9300003928	10/31/2012	608.45
53401000	AWWSC Labor OPEX	CF	9300003929	10/31/2012	919.72



Kentucky American Water Company  
Case No. 2012-00520  
Response to PSC DR1, Item 31

Account	Description	Doc Type	Document Number	Posting Date	Amount
53401000	AWWSC Labor OPEX	CF	9300003929	10/31/2012	114.95
53401000	AWWSC Labor OPEX	CF	9300003930	10/31/2012	0.04
53401000	AWWSC Labor OPEX	CF	9300003931	10/31/2012	1,369.53
53401000	AWWSC Labor OPEX	CF	9300003931	10/31/2012	268.22
53401000	AWWSC Labor OPEX	CF	9300003932	10/31/2012	38.32
53401000	AWWSC Labor OPEX	CF	9300003933	10/31/2012	268.22
53401000	AWWSC Labor OPEX	CF	9300003934	10/31/2012	498.12
53401000	AWWSC Labor OPEX	CF	9300003935	10/31/2012	3,976.95
53401000	AWWSC Labor OPEX	CF	9300003935	10/31/2012	459.80
53401000	AWWSC Labor OPEX	CF	9300003936	10/31/2012	1,718.26
53401000	AWWSC Labor OPEX	CF	9300003936	10/31/2012	306.54
53401000	AWWSC Labor OPEX	CF	9300003937	10/31/2012	841.41
53401000	AWWSC Labor OPEX	CF	9300003937	10/31/2012	229.90
53401000	AWWSC Labor OPEX	CF	9300003938	10/31/2012	2,365.38
53401000	AWWSC Labor OPEX	CF	9300003938	10/31/2012	268.22
53401000	AWWSC Labor OPEX	CF	9300003939	10/31/2012	1,329.64
53401000	AWWSC Labor OPEX	CF	9300003939	10/31/2012	191.59
53401000	AWWSC Labor OPEX	CF	9300003940	10/31/2012	1,804.41
53401000	AWWSC Labor OPEX	CF	9300003940	10/31/2012	383.17
53401000	AWWSC Labor OPEX	CF	9300003941	10/31/2012	1,433.52
53401000	AWWSC Labor OPEX	CF	9300003941	10/31/2012	229.90
53401000	AWWSC Labor OPEX	CF	9300003942	10/31/2012	2,173.06
53401000	AWWSC Labor OPEX	CF	9300003942	10/31/2012	300.75
53401000	AWWSC Labor OPEX	CF	9300003943	10/31/2012	4,774.44
53401000	AWWSC Labor OPEX	CF	9300003943	10/31/2012	456.63
53401000	AWWSC Labor OPEX	CF	9300003945	10/31/2012	892.38
53401000	AWWSC Labor OPEX	CF	9300003945	10/31/2012	208.98
53401000	AWWSC Labor OPEX	CF	9300003946	10/31/2012	787.31
53401000	AWWSC Labor OPEX	CF	9300003946	10/31/2012	574.76
53401000	AWWSC Labor OPEX	CF	9300003947	10/31/2012	(1.54)
53401000	AWWSC Labor OPEX	CF	9300003947	10/31/2012	411.67
53401000	AWWSC Labor OPEX	CF	9300003948	10/31/2012	383.17
53401000	AWWSC Labor OPEX	CF	9300003949	10/31/2012	769.83
53401000	AWWSC Labor OPEX	CF	9300003949	10/31/2012	360.51
53401000	AWWSC Labor OPEX	CF	9300003951	10/31/2012	1,146.43
53401000	AWWSC Labor OPEX	CF	9300003951	10/31/2012	931.38
53401000	AWWSC Labor OPEX	CF	9300003952	10/31/2012	37.66
53401000	AWWSC Labor OPEX	CF	9300003952	10/31/2012	613.07
53401000	AWWSC Labor OPEX	CF	9300003954	10/31/2012	38.32
53401000	AWWSC Labor OPEX	CF	9300003955	10/31/2012	739.58
53401000	AWWSC Labor OPEX	CF	9300003955	10/31/2012	421.49
53401000	AWWSC Labor OPEX	CF	9300003956	10/31/2012	693.29
53401000	AWWSC Labor OPEX	CF	9300003956	10/31/2012	842.98
53401000	AWWSC Labor OPEX	CF	9300003957	10/31/2012	(1,517.14)
53401000	AWWSC Labor OPEX	CF	9300003958	10/31/2012	105.34
53401000	AWWSC Labor OPEX	CF	9300003958	10/31/2012	(1,197.74)
53401000	AWWSC Labor OPEX	CF	9300003959	10/31/2012	(1,357.44)
53401000	AWWSC Labor OPEX	CF	9300003960	10/31/2012	267.14
53401000	AWWSC Labor OPEX	CF	9300003960	10/31/2012	(1,197.74)
53401000	AWWSC Labor OPEX	CF	9300003961	10/31/2012	94.58
53401000	AWWSC Labor OPEX	CF	9300003961	10/31/2012	(558.95)
53401000	AWWSC Labor OPEX	CF	9300003962	10/31/2012	437.34
53401000	AWWSC Labor OPEX	CF	9300003965	10/31/2012	16.13
53401000	AWWSC Labor OPEX	CF	9300003965	10/31/2012	(12,456.54)
53401000	AWWSC Labor OPEX	CF	9300003966	10/31/2012	229.90
53401000	AWWSC Labor OPEX	CF	9300003968	10/31/2012	351.56
53401000	AWWSC Labor OPEX	CF	9300003968	10/31/2012	76.63
53401000	AWWSC Labor OPEX	CF	9300003969	10/31/2012	4,157.52
53401000	AWWSC Labor OPEX	CF	9300003969	10/31/2012	421.49
53401000	AWWSC Labor OPEX	CF	9300003970	10/31/2012	1,622.41
53401000	AWWSC Labor OPEX	CF	9300003970	10/31/2012	218.69
53401000	AWWSC Labor OPEX	CF	9300003971	10/31/2012	485.62
53401000	AWWSC Labor OPEX	CF	9300003971	10/31/2012	131.34
53401000	AWWSC Labor OPEX	CF	9300003972	10/31/2012	917.01
53401000	AWWSC Labor OPEX	CF	9300003972	10/31/2012	191.59
53401000	AWWSC Labor OPEX	CF	9300003973	10/31/2012	613.07
53401000	AWWSC Labor OPEX	CF	9300003974	10/31/2012	1,685.85
53401000	AWWSC Labor OPEX	CF	9300003974	10/31/2012	3,630.60
53401000	AWWSC Labor OPEX	CF	9300003975	10/31/2012	114.95
53401000	AWWSC Labor OPEX	CF	9300003976	10/31/2012	881.29
53401000	AWWSC Labor OPEX	CF	9300003977	10/31/2012	469.93
53401000	AWWSC Labor OPEX	CF	9300003977	10/31/2012	730.54
53401000	AWWSC Labor OPEX	CF	9300003978	10/31/2012	306.54
53401000	AWWSC Labor OPEX	CF	9300003979	10/31/2012	1,285.59
53401000	AWWSC Labor OPEX	CF	9300003979	10/31/2012	640.10
53401000	AWWSC Labor OPEX	CF	9300003980	10/31/2012	2.14
53401000	AWWSC Labor OPEX	CF	9300003980	10/31/2012	1,149.51

Kentucky American Water Company  
Case No. 2012-00520  
Response to PSC DR1, Item 31

Account	Description	Doc Type	Document Number	Posting Date	Amount
53401000	AWWSC Labor OPEX	CF	9300003981	10/31/2012	229.90
53401000	AWWSC Labor OPEX	CF	9300003982	10/31/2012	306.54
53401000	AWWSC Labor OPEX	CF	9300003983	10/31/2012	3,654.40
53401000	AWWSC Labor OPEX	CF	9300003983	10/31/2012	804.66
53401000	AWWSC Labor OPEX	CF	9300003984	10/31/2012	957.93
53401000	AWWSC Labor OPEX	CF	9300003985	10/31/2012	1,000.33
53401000	AWWSC Labor OPEX	CF	9300003985	10/31/2012	306.54
53401000	AWWSC Labor OPEX	CF	9300003986	10/31/2012	191.59
53401000	AWWSC Labor OPEX	CF	9300003987	10/31/2012	421.49
53401000	AWWSC Labor OPEX	CF	9300003988	10/31/2012	306.55
53401000	AWWSC Labor OPEX	CF	9300003989	10/31/2012	207.92
53401000	AWWSC Labor OPEX	CF	9300003991	10/31/2012	1,972.09
53401000	AWWSC Labor OPEX	CF	9300003991	10/31/2012	221.06
53401000	AWWSC Labor OPEX	CF	9300003992	10/31/2012	1,260.43
53401000	AWWSC Labor OPEX	CF	9300003993	10/31/2012	469.29
53401000	AWWSC Labor OPEX	CF	9300003993	10/31/2012	41.57
53401000	AWWSC Labor OPEX	CF	9300003995	10/31/2012	1,857.00
53401000	AWWSC Labor OPEX	CF	9300003995	10/31/2012	290.18
53401000	AWWSC Labor OPEX	CF	9300003996	10/31/2012	155.80
53401000	AWWSC Labor OPEX	CF	9300003998	10/31/2012	2,161.52
53401000	AWWSC Labor OPEX	CF	9300003999	10/31/2012	0.08
53401000	AWWSC Labor OPEX	CF	9300004001	10/31/2012	1,042.23
53401000	AWWSC Labor OPEX	CF	9300004001	10/31/2012	762.41
53401000	AWWSC Labor OPEX	CF	9300004003	10/31/2012	1,332.16
53401000	AWWSC Labor OPEX	CF	9300004003	10/31/2012	194.88
53401000	AWWSC Labor OPEX	CF	9300004004	10/31/2012	1,902.01
53401000	AWWSC Labor OPEX	CF	9300004004	10/31/2012	410.42
53401000	AWWSC Labor OPEX	CF	9300004005	10/31/2012	2,736.14
53401000	AWWSC Labor OPEX	CF	9300004007	10/31/2012	1,018.36
53401000	AWWSC Labor OPEX	CF	9300004007	10/31/2012	211.82
53401000	AWWSC Labor OPEX	CF	9300004008	10/31/2012	10.27
53401000	AWWSC Labor OPEX	CF	9300004009	10/31/2012	632.57
53401000	AWWSC Labor OPEX	CF	9300004009	10/31/2012	54.22
53401000	AWWSC Labor OPEX	CF	9300004010	10/31/2012	11.42
53401000	AWWSC Labor OPEX	CF	9300004010	10/31/2012	50.00
53401000	AWWSC Labor OPEX	CF	9300004011	10/31/2012	4,152.60
53401000	AWWSC Labor OPEX	CF	9300004011	10/31/2012	2,090.03
53401000	AWWSC Labor OPEX	CF	9300004012	10/31/2012	5,027.70
53401000	AWWSC Labor OPEX	CF	9300004012	10/31/2012	785.97
53401000	AWWSC Labor OPEX	CF	9300004015	10/31/2012	3,213.49
53401000	AWWSC Labor OPEX	CF	9300004017	10/31/2012	3,443.35
53401000	AWWSC Labor OPEX	CF	9300004018	10/31/2012	(5.22)
53401000	AWWSC Labor OPEX	CF	9300004019	10/31/2012	1,156.28
53401000	AWWSC Labor OPEX	CF	9300004019	10/31/2012	15.04
53401000	AWWSC Labor OPEX	CF	9300004021	10/31/2012	10,519.06
53401000	AWWSC Labor OPEX	CF	9300004021	10/31/2012	14.22
53401000	AWWSC Labor OPEX	CF	9300004022	10/31/2012	3,167.13
53401000	AWWSC Labor OPEX	CF	9300004022	10/31/2012	5.63
53401000	AWWSC Labor OPEX	CF	9300004023	10/31/2012	2,392.84
53401000	AWWSC Labor OPEX	CF	9300004023	10/31/2012	(1,171.63)
53401000	AWWSC Labor OPEX	CF	9300004024	10/31/2012	50.49
53401000	AWWSC Labor OPEX	CF	9300004024	10/31/2012	2.17
53401000	AWWSC Labor OPEX	CF	9300004025	10/31/2012	(22.92)
53401000	AWWSC Labor OPEX	CF	9300004026	10/31/2012	(11.44)
53401000	AWWSC Labor OPEX	CF	9300004027	10/31/2012	60.81
53401000	AWWSC Labor OPEX	CF	9300004028	10/31/2012	5.75
53401000	AWWSC Labor OPEX	CF	9300004029	10/31/2012	66.15
53401000	AWWSC Labor OPEX	CF	9300004030	10/31/2012	55.12
53401000	AWWSC Labor OPEX	CF	9300004031	10/31/2012	490.83
53401000	AWWSC Labor OPEX	CF	9300004032	10/31/2012	288.27
53401000	AWWSC Labor OPEX	CF	9300004033	10/31/2012	45.18
53401000	AWWSC Labor OPEX	CF	9300004033	10/31/2012	0.72
53401000	AWWSC Labor OPEX	CF	9300004039	10/31/2012	654.68
53401000	AWWSC Labor OPEX	CF	9300004043	10/31/2012	8.56
53401000	AWWSC Labor OPEX	CF	9300004046	10/31/2012	2,875.95
53401000	AWWSC Labor OPEX	CF	9300004046	10/31/2012	86.44
53401000	AWWSC Labor OPEX	CF	9300004047	10/31/2012	1,870.28
53401000	AWWSC Labor OPEX	CF	9300004047	10/31/2012	360.88
53401000	AWWSC Labor OPEX	CF	9300004049	10/31/2012	2,145.91
53401000	AWWSC Labor OPEX	CF	9300004049	10/31/2012	384.53
53401000	AWWSC Labor OPEX	CF	9300004051	10/31/2012	1,341.65
53401000	AWWSC Labor OPEX	CF	9300004051	10/31/2012	59.42
53401000	AWWSC Labor OPEX	CF	9300004052	10/31/2012	1,610.86
53401000	AWWSC Labor OPEX	CF	9300004052	10/31/2012	179.75
53401000	AWWSC Labor OPEX	CF	9300004053	10/31/2012	1,580.10
53401000	AWWSC Labor OPEX	CF	9300004053	10/31/2012	1,871.99
53401000	AWWSC Labor OPEX	CF	9300004055	10/31/2012	968.29

Kentucky American Water Company  
Case No. 2012-00520  
Response to PSC DR1, Item 31

Account	Description	Doc Type	Document Number	Posting Date	Amount
53401000	AWWSC Labor OPEX	CF	9300004055	10/31/2012	31.55
53401000	AWWSC Labor OPEX	CF	9300004056	10/31/2012	861.03
53401000	AWWSC Labor OPEX	CF	9300004058	10/31/2012	490.28
53401000	AWWSC Labor OPEX	CF	9300004059	10/31/2012	1,925.20
53401000	AWWSC Labor OPEX	CF	9300004060	10/31/2012	1,088.02
53401000	AWWSC Labor OPEX	CF	9300004062	10/31/2012	2,407.85
53401000	AWWSC Labor OPEX	CF	9300004062	10/31/2012	81.10
53401000	AWWSC Labor OPEX	CF	9300004063	10/31/2012	313.46
53401000	AWWSC Labor OPEX	CF	9300004064	10/31/2012	700.78
53401000	AWWSC Labor OPEX	CF	9300004065	10/31/2012	438.10
53401000	AWWSC Labor OPEX	CF	9300004066	10/31/2012	2,425.73
53401000	AWWSC Labor OPEX	CF	9300004067	10/31/2012	338.53
53401000	AWWSC Labor OPEX	CF	9300004068	10/31/2012	4,687.81
53401000	AWWSC Labor OPEX	CF	9300004069	10/31/2012	738.71
53401000	AWWSC Labor OPEX	CF	9300004070	10/31/2012	17,338.09
53401000	AWWSC Labor OPEX	CF	9300004071	10/31/2012	8,104.60
53401000	AWWSC Labor OPEX	CF	9300004073	10/31/2012	269.24
53401000	AWWSC Labor OPEX	CF	9300004075	10/31/2012	3,000.12
53401000	AWWSC Labor OPEX	CF	9300004076	10/31/2012	2,168.21
53401000	AWWSC Labor OPEX	CF	9300004077	10/31/2012	(8,450.34)
53401000	AWWSC Labor OPEX	CF	9300004078	10/31/2012	595.39
53401000	AWWSC Labor OPEX	CF	9300004079	10/31/2012	1,618.72
53401000	AWWSC Labor OPEX	CF	9300004080	10/31/2012	3,956.36
53401000	AWWSC Labor OPEX	CF	9300004081	10/31/2012	3.07
53401000	AWWSC Labor OPEX	CF	9300004082	10/31/2012	2,752.59
53401000	AWWSC Labor OPEX	CF	9300004083	10/31/2012	4,558.84
53401000	AWWSC Labor OPEX	CF	9300004084	10/31/2012	1,106.35
53401000	AWWSC Labor OPEX	CF	9300004085	10/31/2012	317.58
53401000	AWWSC Labor OPEX	CF	9300004188	10/31/2012	323.68
53401000	AWWSC Labor OPEX	CF	9300004188	10/31/2012	118.46
53401000	AWWSC Labor OPEX	CF	9300004188	10/31/2012	189.02
53401000	AWWSC Labor OPEX	CF	9300004188	10/31/2012	1.55
53401000	AWWSC Labor OPEX	CF	9300004189	10/31/2012	193.77
53401000	AWWSC Labor OPEX	CF	9300004191	10/31/2012	124.80
53401000	AWWSC Labor OPEX	CF	9300004191	10/31/2012	7.21
53401000	AWWSC Labor OPEX	CF	9300004192	10/31/2012	334.72
53401000	AWWSC Labor OPEX	CF	9300004192	10/31/2012	174.88
53401000	AWWSC Labor OPEX	CF	9300004192	10/31/2012	159.05
53401000	AWWSC Labor OPEX	CF	9300004192	10/31/2012	536.49
53401000	AWWSC Labor OPEX	CF	9300004193	10/31/2012	170.42
53401000	AWWSC Labor OPEX	CF	9300004193	10/31/2012	571.81
53401000	AWWSC Labor OPEX	CF	9300004193	10/31/2012	77.46
53401000	AWWSC Labor OPEX	CF	9300004193	10/31/2012	1,707.63
53401000	AWWSC Labor OPEX	CF	9300004193	10/31/2012	32.33
53401000	AWWSC Labor OPEX	CF	9300004194	10/31/2012	222.41
53401000	AWWSC Labor OPEX	CF	9300004194	10/31/2012	3.62
53401000	AWWSC Labor OPEX	CF	9300004194	10/31/2012	433.11
53401000	AWWSC Labor OPEX	CF	9300004194	10/31/2012	28.29
53401000	AWWSC Labor OPEX	CF	9300004195	10/31/2012	733.09
53401000	AWWSC Labor OPEX	CF	9300004195	10/31/2012	16.64
53401000	AWWSC Labor OPEX	CF	9300004195	10/31/2012	68.20
53401000	AWWSC Labor OPEX	CF	9300004195	10/31/2012	42.73
53401000	AWWSC Labor OPEX	CF	9300004196	10/31/2012	113.96
53401000	AWWSC Labor OPEX	CF	9300004196	10/31/2012	12.45
53401000	AWWSC Labor OPEX	CF	9300004196	10/31/2012	(54.47)
53401000	AWWSC Labor OPEX	CF	9300004197	10/31/2012	(4.80)
53401000	AWWSC Labor OPEX	CF	9300004197	10/31/2012	57.58
53401000	AWWSC Labor OPEX	CF	9300004197	10/31/2012	46.96
53401000	AWWSC Labor OPEX	CF	9300004197	10/31/2012	47.88
53401000	AWWSC Labor OPEX	CF	9300004198	10/31/2012	317.46
53401000	AWWSC Labor OPEX	CF	9300004198	10/31/2012	155.23
53401000	AWWSC Labor OPEX	CF	9300004199	10/31/2012	(89.20)
53401000	AWWSC Labor OPEX	CF	9300004199	10/31/2012	393.97
53401000	AWWSC Labor OPEX	CF	9300004199	10/31/2012	57.21
53401000	AWWSC Labor OPEX	CF	9300004199	10/31/2012	(22.77)
53401000	AWWSC Labor OPEX	CF	9300004200	10/31/2012	805.88
53401000	AWWSC Labor OPEX	CF	9300004200	10/31/2012	123.53
53401000	AWWSC Labor OPEX	CF	9300004200	10/31/2012	4.47
53401000	AWWSC Labor OPEX	CF	9300004200	10/31/2012	0.92
53401000	AWWSC Labor OPEX	CF	9300004201	10/31/2012	3.20
53401000	AWWSC Labor OPEX	CF	9300004201	10/31/2012	170.34
53401000	AWWSC Labor OPEX	CF	9300004201	10/31/2012	196.59
53401000	AWWSC Labor OPEX	CF	9300004201	10/31/2012	133.96
53401000	AWWSC Labor OPEX	CF	9300004201	10/31/2012	8.28
53401000	AWWSC Labor OPEX	CF	9300004202	10/31/2012	78.25
53401000	AWWSC Labor OPEX	CF	9300004202	10/31/2012	490.80
53401000	AWWSC Labor OPEX	CF	9300004202	10/31/2012	31.73

Kentucky American Water Company  
Case No. 2012-00520  
Response to PSC DR1, Item 31

Account	Description	Doc Type	Document Number	Posting Date	Amount
53401000	AWWSC Labor OPEX	CF	9300004206	10/31/2012	426.18
53401000	AWWSC Labor OPEX	CF	9300004206	10/31/2012	12.11
53401000	AWWSC Labor OPEX	CF	9300004206	10/31/2012	287.53
53401000	AWWSC Labor OPEX	CF	9300004206	10/31/2012	15.09
53401000	AWWSC Labor OPEX	CF	9300004206	10/31/2012	513.40
53401000	AWWSC Labor OPEX	CF	9300004206	10/31/2012	83.95
53401000	AWWSC Labor OPEX	CF	9300004207	10/31/2012	(42.34)
53401000	AWWSC Labor OPEX	CF	9300004207	10/31/2012	20.79
53401000	AWWSC Labor OPEX	CF	9300004207	10/31/2012	2.38
53401000	AWWSC Labor OPEX	CF	9300004207	10/31/2012	2,590.78
53401000	AWWSC Labor OPEX	CF	9300004208	10/31/2012	9.74
53401000	AWWSC Labor OPEX	CF	9300004208	10/31/2012	(76.50)
53401000	AWWSC Labor OPEX	CF	9300004208	10/31/2012	(47.83)
53401000	AWWSC Labor OPEX	CF	9300004209	10/31/2012	1,094.17
53401000	AWWSC Labor OPEX	CF	9300004209	10/31/2012	307.10
53401000	AWWSC Labor OPEX	CF	9300004209	10/31/2012	4.59
53401000	AWWSC Labor OPEX	CF	9300004210	10/31/2012	(161.46)
53401000	AWWSC Labor OPEX	CF	9300004210	10/31/2012	29.99
53401000	AWWSC Labor OPEX	CF	9300004210	10/31/2012	(205.18)
53401000	AWWSC Labor OPEX	CF	9300004210	10/31/2012	18.09
53401000	AWWSC Labor OPEX	CF	9300004210	10/31/2012	177.29
53401000	AWWSC Labor OPEX	CF	9300004211	10/31/2012	4.68
53401000	AWWSC Labor OPEX	CF	9300004211	10/31/2012	4.48
53401000	AWWSC Labor OPEX	CF	9300004211	10/31/2012	1.53
53401000	AWWSC Labor OPEX	CF	9300004212	10/31/2012	251.36
53401000	AWWSC Labor OPEX	CF	9300004212	10/31/2012	320.59
53401000	AWWSC Labor OPEX	CF	9300004212	10/31/2012	3.04
53401000	AWWSC Labor OPEX	CF	9300004212	10/31/2012	3.37
53401000	AWWSC Labor OPEX	CF	9300004212	10/31/2012	(0.99)
53401000	AWWSC Labor OPEX	CF	9300004213	10/31/2012	3,511.71
53401000	AWWSC Labor OPEX	CF	9300004213	10/31/2012	(112.15)
53401000	AWWSC Labor OPEX	CF	9300004213	10/31/2012	27.00
53401000	AWWSC Labor OPEX	CF	9300004213	10/31/2012	(414.22)
53401000	AWWSC Labor OPEX	CF	9300004214	10/31/2012	1,015.01
53401000	AWWSC Labor OPEX	CF	9300004214	10/31/2012	1,116.85
53401000	AWWSC Labor OPEX	CF	9300004214	10/31/2012	668.49
53401000	AWWSC Labor OPEX	CF	9300004214	10/31/2012	87.70
53401000	AWWSC Labor OPEX	CF	9300004214	10/31/2012	983.55
53401000	AWWSC Labor OPEX	CF	9300004215	10/31/2012	165.22
53401000	AWWSC Labor OPEX	CF	9300004215	10/31/2012	199.88
53401000	AWWSC Labor OPEX	CF	9300004215	10/31/2012	78.37
53401000	AWWSC Labor OPEX	CF	9300004216	10/31/2012	8.73
53401000	AWWSC Labor OPEX	CF	9300004216	10/31/2012	10.23
53401000	AWWSC Labor OPEX	CF	9300004216	10/31/2012	0.08
53401000	AWWSC Labor OPEX	CF	9300004216	10/31/2012	(9.81)
53401100	AWWSC Pension OPEX	CF	9300004188	10/31/2012	223.90
53401100	AWWSC Pension OPEX	CF	9300004188	10/31/2012	508.42
53401100	AWWSC Pension OPEX	CF	9300004188	10/31/2012	382.88
53401100	AWWSC Pension OPEX	CF	9300004188	10/31/2012	67.57
53401100	AWWSC Pension OPEX	CF	9300004189	10/31/2012	450.11
53401100	AWWSC Pension OPEX	CF	9300004189	10/31/2012	222.84
53401100	AWWSC Pension OPEX	CF	9300004189	10/31/2012	232.52
53401100	AWWSC Pension OPEX	CF	9300004190	10/31/2012	520.63
53401100	AWWSC Pension OPEX	CF	9300004190	10/31/2012	100.68
53401100	AWWSC Pension OPEX	CF	9300004191	10/31/2012	736.87
53401100	AWWSC Pension OPEX	CF	9300004191	10/31/2012	108.06
53401100	AWWSC Pension OPEX	CF	9300004191	10/31/2012	156.38
53401100	AWWSC Pension OPEX	CF	9300004191	10/31/2012	300.05
53401100	AWWSC Pension OPEX	CF	9300004192	10/31/2012	311.80
53401100	AWWSC Pension OPEX	CF	9300004192	10/31/2012	146.14
53401100	AWWSC Pension OPEX	CF	9300004193	10/31/2012	156.02
53401100	AWWSC Pension OPEX	CF	9300004193	10/31/2012	597.53
53401100	AWWSC Pension OPEX	CF	9300004193	10/31/2012	281.12
53401100	AWWSC Pension OPEX	CF	9300004193	10/31/2012	362.71
53401100	AWWSC Pension OPEX	CF	9300004193	10/31/2012	58.83
53401100	AWWSC Pension OPEX	CF	9300004193	10/31/2012	832.32
53401100	AWWSC Pension OPEX	CF	9300004194	10/31/2012	127.03
53401100	AWWSC Pension OPEX	CF	9300004195	10/31/2012	392.31
53401100	AWWSC Pension OPEX	CF	9300004195	10/31/2012	51.72
53401100	AWWSC Pension OPEX	CF	9300004195	10/31/2012	765.88
53401100	AWWSC Pension OPEX	CF	9300004196	10/31/2012	2,683.65
53401100	AWWSC Pension OPEX	CF	9300004196	10/31/2012	180.65
53401100	AWWSC Pension OPEX	CF	9300004197	10/31/2012	64.08
53401100	AWWSC Pension OPEX	CF	9300004197	10/31/2012	73.26
53401100	AWWSC Pension OPEX	CF	9300004198	10/31/2012	328.69
53401100	AWWSC Pension OPEX	CF	9300004198	10/31/2012	162.74
53401100	AWWSC Pension OPEX	CF	9300004198	10/31/2012	268.92

Kentucky American Water Company  
Case No. 2012-00520  
Response to PSC DR1, Item 31

Account	Description	Doc Type	Document Number	Posting Date	Amount
53401100	AWWSC Pension OPEX	CF	9300004199	10/31/2012	639.40
53401100	AWWSC Pension OPEX	CF	9300004199	10/31/2012	259.30
53401100	AWWSC Pension OPEX	CF	9300004199	10/31/2012	396.15
53401100	AWWSC Pension OPEX	CF	9300004200	10/31/2012	3,511.88
53401100	AWWSC Pension OPEX	CF	9300004200	10/31/2012	532.59
53401100	AWWSC Pension OPEX	CF	9300004200	10/31/2012	650.86
53401100	AWWSC Pension OPEX	CF	9300004200	10/31/2012	279.53
53401100	AWWSC Pension OPEX	CF	9300004200	10/31/2012	709.19
53401100	AWWSC Pension OPEX	CF	9300004201	10/31/2012	367.05
53401100	AWWSC Pension OPEX	CF	9300004201	10/31/2012	226.42
53401100	AWWSC Pension OPEX	CF	9300004201	10/31/2012	2,374.65
53401100	AWWSC Pension OPEX	CF	9300004201	10/31/2012	926.72
53401100	AWWSC Pension OPEX	CF	9300004201	10/31/2012	183.05
53401100	AWWSC Pension OPEX	CF	9300004202	10/31/2012	121.47
53401100	AWWSC Pension OPEX	CF	9300004202	10/31/2012	38.89
53401100	AWWSC Pension OPEX	CF	9300004202	10/31/2012	2,248.11
53401100	AWWSC Pension OPEX	CF	9300004202	10/31/2012	155.88
53401100	AWWSC Pension OPEX	CF	9300004202	10/31/2012	225.53
53401100	AWWSC Pension OPEX	CF	9300004206	10/31/2012	353.92
53401100	AWWSC Pension OPEX	CF	9300004206	10/31/2012	139.39
53401100	AWWSC Pension OPEX	CF	9300004206	10/31/2012	268.62
53401100	AWWSC Pension OPEX	CF	9300004207	10/31/2012	104.66
53401100	AWWSC Pension OPEX	CF	9300004207	10/31/2012	266.66
53401100	AWWSC Pension OPEX	CF	9300004207	10/31/2012	209.51
53401100	AWWSC Pension OPEX	CF	9300004208	10/31/2012	72.05
53401100	AWWSC Pension OPEX	CF	9300004208	10/31/2012	119.48
53401100	AWWSC Pension OPEX	CF	9300004208	10/31/2012	114.23
53401100	AWWSC Pension OPEX	CF	9300004209	10/31/2012	173.85
53401100	AWWSC Pension OPEX	CF	9300004209	10/31/2012	47.24
53401100	AWWSC Pension OPEX	CF	9300004209	10/31/2012	127.85
53401100	AWWSC Pension OPEX	CF	9300004209	10/31/2012	51.50
53401100	AWWSC Pension OPEX	CF	9300004210	10/31/2012	243.80
53401100	AWWSC Pension OPEX	CF	9300004210	10/31/2012	79.21
53401100	AWWSC Pension OPEX	CF	9300004210	10/31/2012	59.45
53401100	AWWSC Pension OPEX	CF	9300004211	10/31/2012	277.65
53401100	AWWSC Pension OPEX	CF	9300004211	10/31/2012	12.52
53401100	AWWSC Pension OPEX	CF	9300004211	10/31/2012	10.13
53401100	AWWSC Pension OPEX	CF	9300004211	10/31/2012	10.25
53401100	AWWSC Pension OPEX	CF	9300004211	10/31/2012	12.02
53401100	AWWSC Pension OPEX	CF	9300004212	10/31/2012	24.63
53401100	AWWSC Pension OPEX	CF	9300004212	10/31/2012	7.87
53401100	AWWSC Pension OPEX	CF	9300004212	10/31/2012	680.08
53401100	AWWSC Pension OPEX	CF	9300004213	10/31/2012	1,165.52
53401100	AWWSC Pension OPEX	CF	9300004213	10/31/2012	883.55
53401100	AWWSC Pension OPEX	CF	9300004213	10/31/2012	1,135.80
53401100	AWWSC Pension OPEX	CF	9300004213	10/31/2012	1,400.40
53401100	AWWSC Pension OPEX	CF	9300004213	10/31/2012	1,289.64
53401100	AWWSC Pension OPEX	CF	9300004214	10/31/2012	2,345.66
53401100	AWWSC Pension OPEX	CF	9300004214	10/31/2012	907.66
53401100	AWWSC Pension OPEX	CF	9300004215	10/31/2012	1,321.81
53401100	AWWSC Pension OPEX	CF	9300004215	10/31/2012	12.92
53401100	AWWSC Pension OPEX	CF	9300004215	10/31/2012	11.10
53401100	AWWSC Pension OPEX	CF	9300004216	10/31/2012	26.86
53401100	AWWSC Pension OPEX	CF	9300004216	10/31/2012	26.35
53401100	AWWSC Pension OPEX	CF	9300004216	10/31/2012	10.31
53401100	AWWSC Pension OPEX	CF	9300004216	10/31/2012	8.62
53401100	AWWSC Pension OPEX	CF	9300004216	10/31/2012	7.90
53401200	AWWSC Group Ins OPEX	CF	9300003455	10/31/2012	0.35
53401200	AWWSC Group Ins OPEX	CF	9300003456	10/31/2012	8.87
53401200	AWWSC Group Ins OPEX	CF	9300003458	10/31/2012	5,296.98
53401200	AWWSC Group Ins OPEX	CF	9300003459	10/31/2012	100.11
53401200	AWWSC Group Ins OPEX	CF	9300003460	10/31/2012	4,249.76
53401200	AWWSC Group Ins OPEX	CF	9300003473	10/31/2012	22.07
53401200	AWWSC Group Ins OPEX	CF	9300003474	10/31/2012	0.91
53401200	AWWSC Group Ins OPEX	CF	9300003475	10/31/2012	(1.11)
53401200	AWWSC Group Ins OPEX	CF	9300003476	10/31/2012	0.16
53401200	AWWSC Group Ins OPEX	CF	9300003487	10/31/2012	4.48
53401200	AWWSC Group Ins OPEX	CF	9300003818	10/31/2012	(19.09)
53401200	AWWSC Group Ins OPEX	CF	9300003819	10/31/2012	6.33
53401200	AWWSC Group Ins OPEX	CF	9300003820	10/31/2012	109.83
53401200	AWWSC Group Ins OPEX	CF	9300003821	10/31/2012	21.05
53401200	AWWSC Group Ins OPEX	CF	9300003822	10/31/2012	40.41
53401200	AWWSC Group Ins OPEX	CF	9300003823	10/31/2012	441.79
53401200	AWWSC Group Ins OPEX	CF	9300003824	10/31/2012	194.64
53401200	AWWSC Group Ins OPEX	CF	9300003825	10/31/2012	266.68
53401200	AWWSC Group Ins OPEX	CF	9300003826	10/31/2012	402.05
53401200	AWWSC Group Ins OPEX	CF	9300003827	10/31/2012	974.81

Kentucky American Water Company  
Case No. 2012-00520  
Response to PSC DR1, Item 31

Account	Description	Doc Type	Document Number	Posting Date	Amount
53401200	AWWSC Group Ins OPEX	CF	9300003828	10/31/2012	3,137.40
53401200	AWWSC Group Ins OPEX	CF	9300003829	10/31/2012	23.11
53401200	AWWSC Group Ins OPEX	CF	9300003830	10/31/2012	240.19
53401200	AWWSC Group Ins OPEX	CF	9300003831	10/31/2012	31.10
53401200	AWWSC Group Ins OPEX	CF	9300003832	10/31/2012	(2.01)
53401200	AWWSC Group Ins OPEX	CF	9300003833	10/31/2012	1.15
53401200	AWWSC Group Ins OPEX	CF	9300003836	10/31/2012	174.67
53401200	AWWSC Group Ins OPEX	CF	9300003837	10/31/2012	2.24
53401200	AWWSC Group Ins OPEX	CF	9300003838	10/31/2012	12.39
53401200	AWWSC Group Ins OPEX	CF	9300003839	10/31/2012	14.93
53401200	AWWSC Group Ins OPEX	CF	9300003841	10/31/2012	0.13
53401200	AWWSC Group Ins OPEX	CF	9300003842	10/31/2012	84.61
53401200	AWWSC Group Ins OPEX	CF	9300003843	10/31/2012	93.89
53401200	AWWSC Group Ins OPEX	CF	9300003844	10/31/2012	40.10
53401200	AWWSC Group Ins OPEX	CF	9300003849	10/31/2012	46.82
53401200	AWWSC Group Ins OPEX	CF	9300003850	10/31/2012	3.09
53401200	AWWSC Group Ins OPEX	CF	9300003851	10/31/2012	428.27
53401200	AWWSC Group Ins OPEX	CF	9300003852	10/31/2012	122.38
53401200	AWWSC Group Ins OPEX	CF	9300003853	10/31/2012	47.69
53401200	AWWSC Group Ins OPEX	CF	9300003854	10/31/2012	75.67
53401200	AWWSC Group Ins OPEX	CF	9300003855	10/31/2012	68.64
53401200	AWWSC Group Ins OPEX	CF	9300003857	10/31/2012	211.99
53401200	AWWSC Group Ins OPEX	CF	9300003859	10/31/2012	46.48
53401200	AWWSC Group Ins OPEX	CF	9300003860	10/31/2012	68.57
53401200	AWWSC Group Ins OPEX	CF	9300003861	10/31/2012	77.35
53401200	AWWSC Group Ins OPEX	CF	9300003862	10/31/2012	46.34
53401200	AWWSC Group Ins OPEX	CF	9300003867	10/31/2012	0.58
53401200	AWWSC Group Ins OPEX	CF	9300003868	10/31/2012	112.11
53401200	AWWSC Group Ins OPEX	CF	9300003870	10/31/2012	27.77
53401200	AWWSC Group Ins OPEX	CF	9300003871	10/31/2012	4.65
53401200	AWWSC Group Ins OPEX	CF	9300003872	10/31/2012	(1.26)
53401200	AWWSC Group Ins OPEX	CF	9300003873	10/31/2012	17.84
53401200	AWWSC Group Ins OPEX	CF	9300003874	10/31/2012	51.51
53401200	AWWSC Group Ins OPEX	CF	9300003875	10/31/2012	12.66
53401200	AWWSC Group Ins OPEX	CF	9300003876	10/31/2012	8.00
53401200	AWWSC Group Ins OPEX	CF	9300003877	10/31/2012	21.59
53401200	AWWSC Group Ins OPEX	CF	9300003878	10/31/2012	2.45
53401200	AWWSC Group Ins OPEX	CF	9300003879	10/31/2012	82.66
53401200	AWWSC Group Ins OPEX	CF	9300003880	10/31/2012	24.73
53401200	AWWSC Group Ins OPEX	CF	9300003884	10/31/2012	15.26
53401200	AWWSC Group Ins OPEX	CF	9300003887	10/31/2012	54.45
53401200	AWWSC Group Ins OPEX	CF	9300003888	10/31/2012	20.57
53401200	AWWSC Group Ins OPEX	CF	9300003889	10/31/2012	369.48
53401200	AWWSC Group Ins OPEX	CF	9300003890	10/31/2012	7.79
53401200	AWWSC Group Ins OPEX	CF	9300003893	10/31/2012	6.39
53401200	AWWSC Group Ins OPEX	CF	9300003897	10/31/2012	9.14
53401200	AWWSC Group Ins OPEX	CF	9300003914	10/31/2012	91.07
53401200	AWWSC Group Ins OPEX	CF	9300003915	10/31/2012	99.32
53401200	AWWSC Group Ins OPEX	CF	9300003916	10/31/2012	463.44
53401200	AWWSC Group Ins OPEX	CF	9300003917	10/31/2012	156.70
53401200	AWWSC Group Ins OPEX	CF	9300003918	10/31/2012	120.24
53401200	AWWSC Group Ins OPEX	CF	9300003919	10/31/2012	141.21
53401200	AWWSC Group Ins OPEX	CF	9300003920	10/31/2012	213.47
53401200	AWWSC Group Ins OPEX	CF	9300003921	10/31/2012	191.44
53401200	AWWSC Group Ins OPEX	CF	9300003922	10/31/2012	66.23
53401200	AWWSC Group Ins OPEX	CF	9300003923	10/31/2012	29.13
53401200	AWWSC Group Ins OPEX	CF	9300003924	10/31/2012	207.42
53401200	AWWSC Group Ins OPEX	CF	9300003928	10/31/2012	(11.87)
53401200	AWWSC Group Ins OPEX	CF	9300003929	10/31/2012	180.82
53401200	AWWSC Group Ins OPEX	CF	9300003931	10/31/2012	102.87
53401200	AWWSC Group Ins OPEX	CF	9300003935	10/31/2012	431.82
53401200	AWWSC Group Ins OPEX	CF	9300003936	10/31/2012	175.35
53401200	AWWSC Group Ins OPEX	CF	9300003937	10/31/2012	92.14
53401200	AWWSC Group Ins OPEX	CF	9300003938	10/31/2012	324.18
53401200	AWWSC Group Ins OPEX	CF	9300003939	10/31/2012	109.65
53401200	AWWSC Group Ins OPEX	CF	9300003940	10/31/2012	138.02
53401200	AWWSC Group Ins OPEX	CF	9300003941	10/31/2012	199.68
53401200	AWWSC Group Ins OPEX	CF	9300003942	10/31/2012	226.42
53401200	AWWSC Group Ins OPEX	CF	9300003943	10/31/2012	657.96
53401200	AWWSC Group Ins OPEX	CF	9300003945	10/31/2012	79.94
53401200	AWWSC Group Ins OPEX	CF	9300003946	10/31/2012	103.30
53401200	AWWSC Group Ins OPEX	CF	9300003947	10/31/2012	(0.12)
53401200	AWWSC Group Ins OPEX	CF	9300003949	10/31/2012	68.11
53401200	AWWSC Group Ins OPEX	CF	9300003951	10/31/2012	128.69
53401200	AWWSC Group Ins OPEX	CF	9300003952	10/31/2012	3.91
53401200	AWWSC Group Ins OPEX	CF	9300003955	10/31/2012	58.54
53401200	AWWSC Group Ins OPEX	CF	9300003956	10/31/2012	72.00

Kentucky American Water Company  
Case No. 2012-00520  
Response to PSC DR1, Item 31

Account	Description	Doc Type	Document Number	Posting Date	Amount
53401200	AWWSC Group Ins OPEX	CF	9300003958	10/31/2012	16.17
53401200	AWWSC Group Ins OPEX	CF	9300003960	10/31/2012	24.95
53401200	AWWSC Group Ins OPEX	CF	9300003961	10/31/2012	31.12
53401200	AWWSC Group Ins OPEX	CF	9300003965	10/31/2012	2.95
53401200	AWWSC Group Ins OPEX	CF	9300003968	10/31/2012	2.48
53401200	AWWSC Group Ins OPEX	CF	9300003969	10/31/2012	303.77
53401200	AWWSC Group Ins OPEX	CF	9300003970	10/31/2012	171.81
53401200	AWWSC Group Ins OPEX	CF	9300003971	10/31/2012	39.68
53401200	AWWSC Group Ins OPEX	CF	9300003972	10/31/2012	67.53
53401200	AWWSC Group Ins OPEX	CF	9300003974	10/31/2012	53.18
53401200	AWWSC Group Ins OPEX	CF	9300003977	10/31/2012	41.35
53401200	AWWSC Group Ins OPEX	CF	9300003979	10/31/2012	130.07
53401200	AWWSC Group Ins OPEX	CF	9300003980	10/31/2012	1.42
53401200	AWWSC Group Ins OPEX	CF	9300003983	10/31/2012	478.99
53401200	AWWSC Group Ins OPEX	CF	9300003985	10/31/2012	102.59
53401200	AWWSC Group Ins OPEX	CF	9300003989	10/31/2012	30.24
53401200	AWWSC Group Ins OPEX	CF	9300003991	10/31/2012	228.21
53401200	AWWSC Group Ins OPEX	CF	9300003992	10/31/2012	137.97
53401200	AWWSC Group Ins OPEX	CF	9300003993	10/31/2012	95.28
53401200	AWWSC Group Ins OPEX	CF	9300003995	10/31/2012	275.50
53401200	AWWSC Group Ins OPEX	CF	9300003996	10/31/2012	1.97
53401200	AWWSC Group Ins OPEX	CF	9300003997	10/31/2012	137.00
53401200	AWWSC Group Ins OPEX	CF	9300003998	10/31/2012	154.97
53401200	AWWSC Group Ins OPEX	CF	9300004001	10/31/2012	49.62
53401200	AWWSC Group Ins OPEX	CF	9300004003	10/31/2012	99.74
53401200	AWWSC Group Ins OPEX	CF	9300004004	10/31/2012	126.23
53401200	AWWSC Group Ins OPEX	CF	9300004005	10/31/2012	268.67
53401200	AWWSC Group Ins OPEX	CF	9300004007	10/31/2012	5.33
53401200	AWWSC Group Ins OPEX	CF	9300004008	10/31/2012	0.08
53401200	AWWSC Group Ins OPEX	CF	9300004009	10/31/2012	43.11
53401200	AWWSC Group Ins OPEX	CF	9300004010	10/31/2012	0.30
53401200	AWWSC Group Ins OPEX	CF	9300004011	10/31/2012	248.08
53401200	AWWSC Group Ins OPEX	CF	9300004012	10/31/2012	455.00
53401200	AWWSC Group Ins OPEX	CF	9300004015	10/31/2012	75.77
53401200	AWWSC Group Ins OPEX	CF	9300004018	10/31/2012	(0.98)
53401200	AWWSC Group Ins OPEX	CF	9300004019	10/31/2012	200.48
53401200	AWWSC Group Ins OPEX	CF	9300004021	10/31/2012	2,305.57
53401200	AWWSC Group Ins OPEX	CF	9300004022	10/31/2012	341.37
53401200	AWWSC Group Ins OPEX	CF	9300004024	10/31/2012	7.64
53401200	AWWSC Group Ins OPEX	CF	9300004025	10/31/2012	(3.38)
53401200	AWWSC Group Ins OPEX	CF	9300004026	10/31/2012	(0.13)
53401200	AWWSC Group Ins OPEX	CF	9300004027	10/31/2012	7.92
53401200	AWWSC Group Ins OPEX	CF	9300004028	10/31/2012	1.34
53401200	AWWSC Group Ins OPEX	CF	9300004029	10/31/2012	4.90
53401200	AWWSC Group Ins OPEX	CF	9300004030	10/31/2012	0.37
53401200	AWWSC Group Ins OPEX	CF	9300004031	10/31/2012	60.55
53401200	AWWSC Group Ins OPEX	CF	9300004032	10/31/2012	28.35
53401200	AWWSC Group Ins OPEX	CF	9300004033	10/31/2012	4.49
53401200	AWWSC Group Ins OPEX	CF	9300004039	10/31/2012	164.77
53401200	AWWSC Group Ins OPEX	CF	9300004043	10/31/2012	2.74
53401200	AWWSC Group Ins OPEX	CF	9300004046	10/31/2012	612.32
53401200	AWWSC Group Ins OPEX	CF	9300004047	10/31/2012	230.27
53401200	AWWSC Group Ins OPEX	CF	9300004049	10/31/2012	316.39
53401200	AWWSC Group Ins OPEX	CF	9300004051	10/31/2012	236.98
53401200	AWWSC Group Ins OPEX	CF	9300004052	10/31/2012	232.68
53401200	AWWSC Group Ins OPEX	CF	9300004053	10/31/2012	82.09
53401200	AWWSC Group Ins OPEX	CF	9300004055	10/31/2012	136.68
53401200	AWWSC Group Ins OPEX	CF	9300004056	10/31/2012	50.06
53401200	AWWSC Group Ins OPEX	CF	9300004058	10/31/2012	7.17
53401200	AWWSC Group Ins OPEX	CF	9300004059	10/31/2012	302.97
53401200	AWWSC Group Ins OPEX	CF	9300004060	10/31/2012	148.79
53401200	AWWSC Group Ins OPEX	CF	9300004062	10/31/2012	269.44
53401200	AWWSC Group Ins OPEX	CF	9300004063	10/31/2012	32.66
53401200	AWWSC Group Ins OPEX	CF	9300004064	10/31/2012	80.22
53401200	AWWSC Group Ins OPEX	CF	9300004065	10/31/2012	51.04
53401200	AWWSC Group Ins OPEX	CF	9300004066	10/31/2012	776.85
53401200	AWWSC Group Ins OPEX	CF	9300004067	10/31/2012	34.36
53401200	AWWSC Group Ins OPEX	CF	9300004068	10/31/2012	1,015.12
53401200	AWWSC Group Ins OPEX	CF	9300004069	10/31/2012	54.35
53401200	AWWSC Group Ins OPEX	CF	9300004070	10/31/2012	2,160.40
53401200	AWWSC Group Ins OPEX	CF	9300004071	10/31/2012	1,229.04
53401200	AWWSC Group Ins OPEX	CF	9300004073	10/31/2012	11.74
53401200	AWWSC Group Ins OPEX	CF	9300004075	10/31/2012	279.77
53401200	AWWSC Group Ins OPEX	CF	9300004076	10/31/2012	383.47
53401200	AWWSC Group Ins OPEX	CF	9300004077	10/31/2012	(2,458.57)
53401200	AWWSC Group Ins OPEX	CF	9300004078	10/31/2012	85.01
53401200	AWWSC Group Ins OPEX	CF	9300004079	10/31/2012	242.29

Kentucky American Water Company  
Case No. 2012-00520  
Response to PSC DR1, Item 31

Account	Description	Doc Type	Document Number	Posting Date	Amount
53401200	AWWSC Group Ins OPEX	CF	9300004080	10/31/2012	858.65
53401200	AWWSC Group Ins OPEX	CF	9300004081	10/31/2012	0.01
53401200	AWWSC Group Ins OPEX	CF	9300004082	10/31/2012	453.82
53401200	AWWSC Group Ins OPEX	CF	9300004083	10/31/2012	1,096.38
53401200	AWWSC Group Ins OPEX	CF	9300004084	10/31/2012	129.21
53401200	AWWSC Group Ins OPEX	CF	9300004085	10/31/2012	66.95
53401200	AWWSC Group Ins OPEX	CF	9300004188	10/31/2012	42.16
53401200	AWWSC Group Ins OPEX	CF	9300004188	10/31/2012	96.58
53401200	AWWSC Group Ins OPEX	CF	9300004188	10/31/2012	95.20
53401200	AWWSC Group Ins OPEX	CF	9300004188	10/31/2012	13.43
53401200	AWWSC Group Ins OPEX	CF	9300004189	10/31/2012	127.09
53401200	AWWSC Group Ins OPEX	CF	9300004189	10/31/2012	82.33
53401200	AWWSC Group Ins OPEX	CF	9300004189	10/31/2012	83.44
53401200	AWWSC Group Ins OPEX	CF	9300004190	10/31/2012	31.19
53401200	AWWSC Group Ins OPEX	CF	9300004190	10/31/2012	97.13
53401200	AWWSC Group Ins OPEX	CF	9300004190	10/31/2012	0.03
53401200	AWWSC Group Ins OPEX	CF	9300004190	10/31/2012	18.85
53401200	AWWSC Group Ins OPEX	CF	9300004190	10/31/2012	(459.85)
53401200	AWWSC Group Ins OPEX	CF	9300004190	10/31/2012	0.41
53401200	AWWSC Group Ins OPEX	CF	9300004191	10/31/2012	51.00
53401200	AWWSC Group Ins OPEX	CF	9300004191	10/31/2012	217.76
53401200	AWWSC Group Ins OPEX	CF	9300004191	10/31/2012	72.01
53401200	AWWSC Group Ins OPEX	CF	9300004191	10/31/2012	57.63
53401200	AWWSC Group Ins OPEX	CF	9300004192	10/31/2012	110.90
53401200	AWWSC Group Ins OPEX	CF	9300004192	10/31/2012	47.71
53401200	AWWSC Group Ins OPEX	CF	9300004192	10/31/2012	52.64
53401200	AWWSC Group Ins OPEX	CF	9300004193	10/31/2012	9.48
53401200	AWWSC Group Ins OPEX	CF	9300004193	10/31/2012	152.26
53401200	AWWSC Group Ins OPEX	CF	9300004193	10/31/2012	228.72
53401200	AWWSC Group Ins OPEX	CF	9300004193	10/31/2012	(6.75)
53401200	AWWSC Group Ins OPEX	CF	9300004193	10/31/2012	156.99
53401200	AWWSC Group Ins OPEX	CF	9300004194	10/31/2012	23.79
53401200	AWWSC Group Ins OPEX	CF	9300004194	10/31/2012	0.26
53401200	AWWSC Group Ins OPEX	CF	9300004195	10/31/2012	48.02
53401200	AWWSC Group Ins OPEX	CF	9300004195	10/31/2012	212.06
53401200	AWWSC Group Ins OPEX	CF	9300004195	10/31/2012	35.50
53401200	AWWSC Group Ins OPEX	CF	9300004195	10/31/2012	142.73
53401200	AWWSC Group Ins OPEX	CF	9300004195	10/31/2012	8.87
53401200	AWWSC Group Ins OPEX	CF	9300004196	10/31/2012	569.86
53401200	AWWSC Group Ins OPEX	CF	9300004196	10/31/2012	32.89
53401200	AWWSC Group Ins OPEX	CF	9300004196	10/31/2012	(7.89)
53401200	AWWSC Group Ins OPEX	CF	9300004196	10/31/2012	5.40
53401200	AWWSC Group Ins OPEX	CF	9300004197	10/31/2012	12.00
53401200	AWWSC Group Ins OPEX	CF	9300004197	10/31/2012	41.54
53401200	AWWSC Group Ins OPEX	CF	9300004197	10/31/2012	9.37
53401200	AWWSC Group Ins OPEX	CF	9300004197	10/31/2012	8.93
53401200	AWWSC Group Ins OPEX	CF	9300004197	10/31/2012	(1.69)
53401200	AWWSC Group Ins OPEX	CF	9300004198	10/31/2012	50.90
53401200	AWWSC Group Ins OPEX	CF	9300004198	10/31/2012	81.80
53401200	AWWSC Group Ins OPEX	CF	9300004198	10/31/2012	65.13
53401200	AWWSC Group Ins OPEX	CF	9300004199	10/31/2012	125.58
53401200	AWWSC Group Ins OPEX	CF	9300004199	10/31/2012	74.59
53401200	AWWSC Group Ins OPEX	CF	9300004199	10/31/2012	87.10
53401200	AWWSC Group Ins OPEX	CF	9300004200	10/31/2012	799.28
53401200	AWWSC Group Ins OPEX	CF	9300004200	10/31/2012	149.35
53401200	AWWSC Group Ins OPEX	CF	9300004200	10/31/2012	121.87
53401200	AWWSC Group Ins OPEX	CF	9300004200	10/31/2012	52.34
53401200	AWWSC Group Ins OPEX	CF	9300004200	10/31/2012	132.80
53401200	AWWSC Group Ins OPEX	CF	9300004201	10/31/2012	236.69
53401200	AWWSC Group Ins OPEX	CF	9300004201	10/31/2012	42.40
53401200	AWWSC Group Ins OPEX	CF	9300004201	10/31/2012	631.82
53401200	AWWSC Group Ins OPEX	CF	9300004201	10/31/2012	300.44
53401200	AWWSC Group Ins OPEX	CF	9300004201	10/31/2012	34.28
53401200	AWWSC Group Ins OPEX	CF	9300004202	10/31/2012	97.88
53401200	AWWSC Group Ins OPEX	CF	9300004202	10/31/2012	7.28
53401200	AWWSC Group Ins OPEX	CF	9300004202	10/31/2012	790.30
53401200	AWWSC Group Ins OPEX	CF	9300004202	10/31/2012	106.24
53401200	AWWSC Group Ins OPEX	CF	9300004202	10/31/2012	42.23
53401200	AWWSC Group Ins OPEX	CF	9300004206	10/31/2012	35.94
53401200	AWWSC Group Ins OPEX	CF	9300004206	10/31/2012	58.19
53401200	AWWSC Group Ins OPEX	CF	9300004206	10/31/2012	23.31
53401200	AWWSC Group Ins OPEX	CF	9300004206	10/31/2012	128.43
53401200	AWWSC Group Ins OPEX	CF	9300004207	10/31/2012	(0.29)
53401200	AWWSC Group Ins OPEX	CF	9300004207	10/31/2012	19.60
53401200	AWWSC Group Ins OPEX	CF	9300004207	10/31/2012	53.48
53401200	AWWSC Group Ins OPEX	CF	9300004207	10/31/2012	40.27
53401200	AWWSC Group Ins OPEX	CF	9300004208	10/31/2012	48.56



Kentucky American Water Company  
Case No. 2012-00520  
Response to PSC DR1, Item 31

Account	Description	Doc Type	Document Number	Posting Date	Amount
53401200	AWWSC Group Ins OPEX	CF	9300004208	10/31/2012	22.93
53401200	AWWSC Group Ins OPEX	CF	9300004208	10/31/2012	11.34
53401200	AWWSC Group Ins OPEX	CF	9300004208	10/31/2012	2.24
53401200	AWWSC Group Ins OPEX	CF	9300004209	10/31/2012	19.35
53401200	AWWSC Group Ins OPEX	CF	9300004209	10/31/2012	39.50
53401200	AWWSC Group Ins OPEX	CF	9300004209	10/31/2012	23.94
53401200	AWWSC Group Ins OPEX	CF	9300004209	10/31/2012	4.65
53401200	AWWSC Group Ins OPEX	CF	9300004210	10/31/2012	24.18
53401200	AWWSC Group Ins OPEX	CF	9300004210	10/31/2012	31.77
53401200	AWWSC Group Ins OPEX	CF	9300004210	10/31/2012	21.01
53401200	AWWSC Group Ins OPEX	CF	9300004210	10/31/2012	13.80
53401200	AWWSC Group Ins OPEX	CF	9300004210	10/31/2012	0.60
53401200	AWWSC Group Ins OPEX	CF	9300004211	10/31/2012	2.07
53401200	AWWSC Group Ins OPEX	CF	9300004211	10/31/2012	1.85
53401200	AWWSC Group Ins OPEX	CF	9300004211	10/31/2012	3.34
53401200	AWWSC Group Ins OPEX	CF	9300004211	10/31/2012	2.69
53401200	AWWSC Group Ins OPEX	CF	9300004212	10/31/2012	10.40
53401200	AWWSC Group Ins OPEX	CF	9300004212	10/31/2012	0.92
53401200	AWWSC Group Ins OPEX	CF	9300004212	10/31/2012	(1.79)
53401200	AWWSC Group Ins OPEX	CF	9300004212	10/31/2012	725.94
53401200	AWWSC Group Ins OPEX	CF	9300004213	10/31/2012	229.95
53401200	AWWSC Group Ins OPEX	CF	9300004213	10/31/2012	387.63
53401200	AWWSC Group Ins OPEX	CF	9300004213	10/31/2012	233.60
53401200	AWWSC Group Ins OPEX	CF	9300004213	10/31/2012	218.24
53401200	AWWSC Group Ins OPEX	CF	9300004213	10/31/2012	165.44
53401200	AWWSC Group Ins OPEX	CF	9300004214	10/31/2012	560.18
53401200	AWWSC Group Ins OPEX	CF	9300004214	10/31/2012	280.01
53401200	AWWSC Group Ins OPEX	CF	9300004214	10/31/2012	177.46
53401200	AWWSC Group Ins OPEX	CF	9300004215	10/31/2012	351.36
53401200	AWWSC Group Ins OPEX	CF	9300004215	10/31/2012	46.25
53401200	AWWSC Group Ins OPEX	CF	9300004215	10/31/2012	12.02
53401200	AWWSC Group Ins OPEX	CF	9300004215	10/31/2012	2.08
53401200	AWWSC Group Ins OPEX	CF	9300004216	10/31/2012	5.07
53401200	AWWSC Group Ins OPEX	CF	9300004216	10/31/2012	7.47
53401200	AWWSC Group Ins OPEX	CF	9300004216	10/31/2012	1.93
53401200	AWWSC Group Ins OPEX	CF	9300004216	10/31/2012	1.61
53401200	AWWSC Group Ins OPEX	CF	9300004216	10/31/2012	1.48
53401200	AWWSC Group Ins OPEX	CF	9300004216	10/31/2012	0.04
53401300	AWWSC Other Ben OPEX	CF	9300003455	10/31/2012	4.62
53401300	AWWSC Other Ben OPEX	CF	9300003456	10/31/2012	4.42
53401300	AWWSC Other Ben OPEX	CF	9300003458	10/31/2012	219.58
53401300	AWWSC Other Ben OPEX	CF	9300003459	10/31/2012	5.28
53401300	AWWSC Other Ben OPEX	CF	9300003460	10/31/2012	231.74
53401300	AWWSC Other Ben OPEX	CF	9300003473	10/31/2012	13.43
53401300	AWWSC Other Ben OPEX	CF	9300003474	10/31/2012	0.20
53401300	AWWSC Other Ben OPEX	CF	9300003475	10/31/2012	(0.85)
53401300	AWWSC Other Ben OPEX	CF	9300003476	10/31/2012	0.05
53401300	AWWSC Other Ben OPEX	CF	9300003480	10/31/2012	173.25
53401300	AWWSC Other Ben OPEX	CF	9300003486	10/31/2012	29.43
53401300	AWWSC Other Ben OPEX	CF	9300003487	10/31/2012	8.89
53401300	AWWSC Other Ben OPEX	CF	9300003818	10/31/2012	(0.28)
53401300	AWWSC Other Ben OPEX	CF	9300003819	10/31/2012	9.77
53401300	AWWSC Other Ben OPEX	CF	9300003820	10/31/2012	9.08
53401300	AWWSC Other Ben OPEX	CF	9300003822	10/31/2012	4.79
53401300	AWWSC Other Ben OPEX	CF	9300003823	10/31/2012	45.81
53401300	AWWSC Other Ben OPEX	CF	9300003824	10/31/2012	494.22
53401300	AWWSC Other Ben OPEX	CF	9300003825	10/31/2012	37.85
53401300	AWWSC Other Ben OPEX	CF	9300003826	10/31/2012	78.61
53401300	AWWSC Other Ben OPEX	CF	9300003827	10/31/2012	58.98
53401300	AWWSC Other Ben OPEX	CF	9300003828	10/31/2012	133.75
53401300	AWWSC Other Ben OPEX	CF	9300003829	10/31/2012	1.75
53401300	AWWSC Other Ben OPEX	CF	9300003830	10/31/2012	113.24
53401300	AWWSC Other Ben OPEX	CF	9300003831	10/31/2012	663.78
53401300	AWWSC Other Ben OPEX	CF	9300003832	10/31/2012	(0.14)
53401300	AWWSC Other Ben OPEX	CF	9300003833	10/31/2012	17.74
53401300	AWWSC Other Ben OPEX	CF	9300003836	10/31/2012	102.07
53401300	AWWSC Other Ben OPEX	CF	9300003838	10/31/2012	2.74
53401300	AWWSC Other Ben OPEX	CF	9300003841	10/31/2012	1.71
53401300	AWWSC Other Ben OPEX	CF	9300003842	10/31/2012	58.35
53401300	AWWSC Other Ben OPEX	CF	9300003843	10/31/2012	17.02
53401300	AWWSC Other Ben OPEX	CF	9300003844	10/31/2012	26.18
53401300	AWWSC Other Ben OPEX	CF	9300003849	10/31/2012	7.22
53401300	AWWSC Other Ben OPEX	CF	9300003850	10/31/2012	66.82
53401300	AWWSC Other Ben OPEX	CF	9300003851	10/31/2012	123.60
53401300	AWWSC Other Ben OPEX	CF	9300003852	10/31/2012	92.58
53401300	AWWSC Other Ben OPEX	CF	9300003853	10/31/2012	52.82
53401300	AWWSC Other Ben OPEX	CF	9300003854	10/31/2012	42.19

Kentucky American Water Company  
Case No. 2012-00520  
Response to PSC DR1, Item 31

Account	Description	Doc Type	Document Number	Posting Date	Amount
53401300	AWWSC Other Ben OPEX	CF	9300003855	10/31/2012	54.31
53401300	AWWSC Other Ben OPEX	CF	9300003857	10/31/2012	24.43
53401300	AWWSC Other Ben OPEX	CF	9300003860	10/31/2012	55.94
53401300	AWWSC Other Ben OPEX	CF	9300003861	10/31/2012	57.89
53401300	AWWSC Other Ben OPEX	CF	9300003862	10/31/2012	22.45
53401300	AWWSC Other Ben OPEX	CF	9300003865	10/31/2012	150.54
53401300	AWWSC Other Ben OPEX	CF	9300003866	10/31/2012	0.77
53401300	AWWSC Other Ben OPEX	CF	9300003867	10/31/2012	1.31
53401300	AWWSC Other Ben OPEX	CF	9300003868	10/31/2012	11.84
53401300	AWWSC Other Ben OPEX	CF	9300003870	10/31/2012	18.43
53401300	AWWSC Other Ben OPEX	CF	9300003871	10/31/2012	2.17
53401300	AWWSC Other Ben OPEX	CF	9300003872	10/31/2012	2.93
53401300	AWWSC Other Ben OPEX	CF	9300003873	10/31/2012	4.33
53401300	AWWSC Other Ben OPEX	CF	9300003874	10/31/2012	18.93
53401300	AWWSC Other Ben OPEX	CF	9300003875	10/31/2012	2.51
53401300	AWWSC Other Ben OPEX	CF	9300003876	10/31/2012	1.15
53401300	AWWSC Other Ben OPEX	CF	9300003877	10/31/2012	8.38
53401300	AWWSC Other Ben OPEX	CF	9300003878	10/31/2012	0.59
53401300	AWWSC Other Ben OPEX	CF	9300003879	10/31/2012	27.64
53401300	AWWSC Other Ben OPEX	CF	9300003880	10/31/2012	4.68
53401300	AWWSC Other Ben OPEX	CF	9300003883	10/31/2012	2.77
53401300	AWWSC Other Ben OPEX	CF	9300003884	10/31/2012	20.69
53401300	AWWSC Other Ben OPEX	CF	9300003885	10/31/2012	2.75
53401300	AWWSC Other Ben OPEX	CF	9300003886	10/31/2012	5.03
53401300	AWWSC Other Ben OPEX	CF	9300003887	10/31/2012	36.52
53401300	AWWSC Other Ben OPEX	CF	9300003888	10/31/2012	7.69
53401300	AWWSC Other Ben OPEX	CF	9300003889	10/31/2012	89.10
53401300	AWWSC Other Ben OPEX	CF	9300003890	10/31/2012	1.04
53401300	AWWSC Other Ben OPEX	CF	9300003897	10/31/2012	1.28
53401300	AWWSC Other Ben OPEX	CF	9300003903	10/31/2012	4.45
53401300	AWWSC Other Ben OPEX	CF	9300003914	10/31/2012	32.23
53401300	AWWSC Other Ben OPEX	CF	9300003915	10/31/2012	20.56
53401300	AWWSC Other Ben OPEX	CF	9300003916	10/31/2012	154.20
53401300	AWWSC Other Ben OPEX	CF	9300003917	10/31/2012	84.83
53401300	AWWSC Other Ben OPEX	CF	9300003918	10/31/2012	47.81
53401300	AWWSC Other Ben OPEX	CF	9300003919	10/31/2012	46.04
53401300	AWWSC Other Ben OPEX	CF	9300003920	10/31/2012	56.21
53401300	AWWSC Other Ben OPEX	CF	9300003921	10/31/2012	118.35
53401300	AWWSC Other Ben OPEX	CF	9300003922	10/31/2012	72.26
53401300	AWWSC Other Ben OPEX	CF	9300003923	10/31/2012	6.46
53401300	AWWSC Other Ben OPEX	CF	9300003924	10/31/2012	124.94
53401300	AWWSC Other Ben OPEX	CF	9300003928	10/31/2012	2.13
53401300	AWWSC Other Ben OPEX	CF	9300003929	10/31/2012	49.65
53401300	AWWSC Other Ben OPEX	CF	9300003930	10/31/2012	745.55
53401300	AWWSC Other Ben OPEX	CF	9300003931	10/31/2012	159.67
53401300	AWWSC Other Ben OPEX	CF	9300003935	10/31/2012	321.78
53401300	AWWSC Other Ben OPEX	CF	9300003936	10/31/2012	285.53
53401300	AWWSC Other Ben OPEX	CF	9300003937	10/31/2012	60.09
53401300	AWWSC Other Ben OPEX	CF	9300003938	10/31/2012	191.69
53401300	AWWSC Other Ben OPEX	CF	9300003939	10/31/2012	42.67
53401300	AWWSC Other Ben OPEX	CF	9300003940	10/31/2012	83.28
53401300	AWWSC Other Ben OPEX	CF	9300003941	10/31/2012	118.03
53401300	AWWSC Other Ben OPEX	CF	9300003942	10/31/2012	120.78
53401300	AWWSC Other Ben OPEX	CF	9300003943	10/31/2012	348.31
53401300	AWWSC Other Ben OPEX	CF	9300003945	10/31/2012	30.37
53401300	AWWSC Other Ben OPEX	CF	9300003946	10/31/2012	53.23
53401300	AWWSC Other Ben OPEX	CF	9300003947	10/31/2012	9,513.39
53401300	AWWSC Other Ben OPEX	CF	9300003949	10/31/2012	9.78
53401300	AWWSC Other Ben OPEX	CF	9300003951	10/31/2012	55.42
53401300	AWWSC Other Ben OPEX	CF	9300003952	10/31/2012	3.98
53401300	AWWSC Other Ben OPEX	CF	9300003955	10/31/2012	44.96
53401300	AWWSC Other Ben OPEX	CF	9300003956	10/31/2012	50.63
53401300	AWWSC Other Ben OPEX	CF	9300003957	10/31/2012	3.95
53401300	AWWSC Other Ben OPEX	CF	9300003958	10/31/2012	2.11
53401300	AWWSC Other Ben OPEX	CF	9300003959	10/31/2012	14.40
53401300	AWWSC Other Ben OPEX	CF	9300003960	10/31/2012	25.99
53401300	AWWSC Other Ben OPEX	CF	9300003961	10/31/2012	8.60
53401300	AWWSC Other Ben OPEX	CF	9300003965	10/31/2012	0.90
53401300	AWWSC Other Ben OPEX	CF	9300003968	10/31/2012	16.75
53401300	AWWSC Other Ben OPEX	CF	9300003969	10/31/2012	336.24
53401300	AWWSC Other Ben OPEX	CF	9300003970	10/31/2012	86.66
53401300	AWWSC Other Ben OPEX	CF	9300003971	10/31/2012	0.15
53401300	AWWSC Other Ben OPEX	CF	9300003972	10/31/2012	61.88
53401300	AWWSC Other Ben OPEX	CF	9300003977	10/31/2012	15.41
53401300	AWWSC Other Ben OPEX	CF	9300003979	10/31/2012	42.16
53401300	AWWSC Other Ben OPEX	CF	9300003980	10/31/2012	(0.15)
53401300	AWWSC Other Ben OPEX	CF	9300003983	10/31/2012	156.53

Kentucky American Water Company  
Case No. 2012-00520  
Response to PSC DR1, Item 31

Account	Description	Doc Type	Document Number	Posting Date	Amount
53401300	AWWSC Other Ben OPEX	CF	9300003984	10/31/2012	2.98
53401300	AWWSC Other Ben OPEX	CF	9300003985	10/31/2012	91.74
53401300	AWWSC Other Ben OPEX	CF	9300003989	10/31/2012	19.24
53401300	AWWSC Other Ben OPEX	CF	9300003991	10/31/2012	177.05
53401300	AWWSC Other Ben OPEX	CF	9300003992	10/31/2012	707.21
53401300	AWWSC Other Ben OPEX	CF	9300003993	10/31/2012	31.12
53401300	AWWSC Other Ben OPEX	CF	9300003995	10/31/2012	119.37
53401300	AWWSC Other Ben OPEX	CF	9300003996	10/31/2012	14.41
53401300	AWWSC Other Ben OPEX	CF	9300003997	10/31/2012	61.77
53401300	AWWSC Other Ben OPEX	CF	9300003998	10/31/2012	91.10
53401300	AWWSC Other Ben OPEX	CF	9300003999	10/31/2012	278.25
53401300	AWWSC Other Ben OPEX	CF	9300004001	10/31/2012	(0.25)
53401300	AWWSC Other Ben OPEX	CF	9300004003	10/31/2012	110.46
53401300	AWWSC Other Ben OPEX	CF	9300004004	10/31/2012	100.97
53401300	AWWSC Other Ben OPEX	CF	9300004005	10/31/2012	207.66
53401300	AWWSC Other Ben OPEX	CF	9300004007	10/31/2012	91.93
53401300	AWWSC Other Ben OPEX	CF	9300004008	10/31/2012	0.95
53401300	AWWSC Other Ben OPEX	CF	9300004009	10/31/2012	29.40
53401300	AWWSC Other Ben OPEX	CF	9300004010	10/31/2012	0.07
53401300	AWWSC Other Ben OPEX	CF	9300004011	10/31/2012	329.62
53401300	AWWSC Other Ben OPEX	CF	9300004012	10/31/2012	265.24
53401300	AWWSC Other Ben OPEX	CF	9300004015	10/31/2012	48.01
53401300	AWWSC Other Ben OPEX	CF	9300004018	10/31/2012	(0.13)
53401300	AWWSC Other Ben OPEX	CF	9300004019	10/31/2012	46.75
53401300	AWWSC Other Ben OPEX	CF	9300004021	10/31/2012	379.80
53401300	AWWSC Other Ben OPEX	CF	9300004022	10/31/2012	182.61
53401300	AWWSC Other Ben OPEX	CF	9300004023	10/31/2012	23.18
53401300	AWWSC Other Ben OPEX	CF	9300004024	10/31/2012	2.75
53401300	AWWSC Other Ben OPEX	CF	9300004025	10/31/2012	(0.63)
53401300	AWWSC Other Ben OPEX	CF	9300004026	10/31/2012	(1.06)
53401300	AWWSC Other Ben OPEX	CF	9300004027	10/31/2012	3.99
53401300	AWWSC Other Ben OPEX	CF	9300004028	10/31/2012	0.53
53401300	AWWSC Other Ben OPEX	CF	9300004029	10/31/2012	3.28
53401300	AWWSC Other Ben OPEX	CF	9300004030	10/31/2012	5.10
53401300	AWWSC Other Ben OPEX	CF	9300004031	10/31/2012	34.64
53401300	AWWSC Other Ben OPEX	CF	9300004032	10/31/2012	5.23
53401300	AWWSC Other Ben OPEX	CF	9300004033	10/31/2012	2.46
53401300	AWWSC Other Ben OPEX	CF	9300004039	10/31/2012	51.09
53401300	AWWSC Other Ben OPEX	CF	9300004043	10/31/2012	0.45
53401300	AWWSC Other Ben OPEX	CF	9300004046	10/31/2012	206.35
53401300	AWWSC Other Ben OPEX	CF	9300004047	10/31/2012	95.01
53401300	AWWSC Other Ben OPEX	CF	9300004049	10/31/2012	126.50
53401300	AWWSC Other Ben OPEX	CF	9300004051	10/31/2012	103.69
53401300	AWWSC Other Ben OPEX	CF	9300004052	10/31/2012	52.63
53401300	AWWSC Other Ben OPEX	CF	9300004053	10/31/2012	36.39
53401300	AWWSC Other Ben OPEX	CF	9300004054	10/31/2012	6.57
53401300	AWWSC Other Ben OPEX	CF	9300004055	10/31/2012	77.93
53401300	AWWSC Other Ben OPEX	CF	9300004056	10/31/2012	34.45
53401300	AWWSC Other Ben OPEX	CF	9300004057	10/31/2012	426.40
53401300	AWWSC Other Ben OPEX	CF	9300004058	10/31/2012	45.73
53401300	AWWSC Other Ben OPEX	CF	9300004059	10/31/2012	174.24
53401300	AWWSC Other Ben OPEX	CF	9300004060	10/31/2012	23.11
53401300	AWWSC Other Ben OPEX	CF	9300004062	10/31/2012	99.29
53401300	AWWSC Other Ben OPEX	CF	9300004063	10/31/2012	7.84
53401300	AWWSC Other Ben OPEX	CF	9300004065	10/31/2012	25.45
53401300	AWWSC Other Ben OPEX	CF	9300004066	10/31/2012	127.35
53401300	AWWSC Other Ben OPEX	CF	9300004067	10/31/2012	8.46
53401300	AWWSC Other Ben OPEX	CF	9300004068	10/31/2012	520.95
53401300	AWWSC Other Ben OPEX	CF	9300004069	10/31/2012	56.50
53401300	AWWSC Other Ben OPEX	CF	9300004070	10/31/2012	667.84
53401300	AWWSC Other Ben OPEX	CF	9300004071	10/31/2012	419.93
53401300	AWWSC Other Ben OPEX	CF	9300004073	10/31/2012	6.73
53401300	AWWSC Other Ben OPEX	CF	9300004075	10/31/2012	189.78
53401300	AWWSC Other Ben OPEX	CF	9300004076	10/31/2012	80.86
53401300	AWWSC Other Ben OPEX	CF	9300004077	10/31/2012	(551.49)
53401300	AWWSC Other Ben OPEX	CF	9300004078	10/31/2012	50.50
53401300	AWWSC Other Ben OPEX	CF	9300004079	10/31/2012	160.95
53401300	AWWSC Other Ben OPEX	CF	9300004080	10/31/2012	365.91
53401300	AWWSC Other Ben OPEX	CF	9300004081	10/31/2012	0.29
53401300	AWWSC Other Ben OPEX	CF	9300004082	10/31/2012	68.81
53401300	AWWSC Other Ben OPEX	CF	9300004083	10/31/2012	112.58
53401300	AWWSC Other Ben OPEX	CF	9300004084	10/31/2012	27.65
53401300	AWWSC Other Ben OPEX	CF	9300004085	10/31/2012	15.39
53401300	AWWSC Other Ben OPEX	CF	9300004188	10/31/2012	0.22
53401300	AWWSC Other Ben OPEX	CF	9300004188	10/31/2012	36.71
53401300	AWWSC Other Ben OPEX	CF	9300004188	10/31/2012	98.97
53401300	AWWSC Other Ben OPEX	CF	9300004188	10/31/2012	59.07

Kentucky American Water Company  
Case No. 2012-00520  
Response to PSC DR1, Item 31

Account	Description	Doc Type	Document Number	Posting Date	Amount
53401300	AWWSC Other Ben OPEX	CF	9300004188	10/31/2012	7.32
53401300	AWWSC Other Ben OPEX	CF	9300004189	10/31/2012	25.74
53401300	AWWSC Other Ben OPEX	CF	9300004189	10/31/2012	20.97
53401300	AWWSC Other Ben OPEX	CF	9300004189	10/31/2012	194.11
53401300	AWWSC Other Ben OPEX	CF	9300004190	10/31/2012	0.90
53401300	AWWSC Other Ben OPEX	CF	9300004190	10/31/2012	(0.25)
53401300	AWWSC Other Ben OPEX	CF	9300004190	10/31/2012	187.32
53401300	AWWSC Other Ben OPEX	CF	9300004191	10/31/2012	196.84
53401300	AWWSC Other Ben OPEX	CF	9300004191	10/31/2012	50.23
53401300	AWWSC Other Ben OPEX	CF	9300004191	10/31/2012	16.77
53401300	AWWSC Other Ben OPEX	CF	9300004192	10/31/2012	12.89
53401300	AWWSC Other Ben OPEX	CF	9300004192	10/31/2012	14.76
53401300	AWWSC Other Ben OPEX	CF	9300004192	10/31/2012	31.26
53401300	AWWSC Other Ben OPEX	CF	9300004193	10/31/2012	24.60
53401300	AWWSC Other Ben OPEX	CF	9300004193	10/31/2012	163.58
53401300	AWWSC Other Ben OPEX	CF	9300004193	10/31/2012	11.84
53401300	AWWSC Other Ben OPEX	CF	9300004193	10/31/2012	47.90
53401300	AWWSC Other Ben OPEX	CF	9300004194	10/31/2012	0.41
53401300	AWWSC Other Ben OPEX	CF	9300004194	10/31/2012	(1.75)
53401300	AWWSC Other Ben OPEX	CF	9300004195	10/31/2012	6.36
53401300	AWWSC Other Ben OPEX	CF	9300004195	10/31/2012	53.59
53401300	AWWSC Other Ben OPEX	CF	9300004195	10/31/2012	32.10
53401300	AWWSC Other Ben OPEX	CF	9300004195	10/31/2012	27.88
53401300	AWWSC Other Ben OPEX	CF	9300004195	10/31/2012	0.78
53401300	AWWSC Other Ben OPEX	CF	9300004196	10/31/2012	10.06
53401300	AWWSC Other Ben OPEX	CF	9300004196	10/31/2012	52.60
53401300	AWWSC Other Ben OPEX	CF	9300004196	10/31/2012	(0.44)
53401300	AWWSC Other Ben OPEX	CF	9300004196	10/31/2012	11.69
53401300	AWWSC Other Ben OPEX	CF	9300004197	10/31/2012	18.55
53401300	AWWSC Other Ben OPEX	CF	9300004197	10/31/2012	47.38
53401300	AWWSC Other Ben OPEX	CF	9300004197	10/31/2012	2.04
53401300	AWWSC Other Ben OPEX	CF	9300004198	10/31/2012	103.48
53401300	AWWSC Other Ben OPEX	CF	9300004198	10/31/2012	10.35
53401300	AWWSC Other Ben OPEX	CF	9300004199	10/31/2012	22.87
53401300	AWWSC Other Ben OPEX	CF	9300004199	10/31/2012	(0.99)
53401300	AWWSC Other Ben OPEX	CF	9300004199	10/31/2012	43.49
53401300	AWWSC Other Ben OPEX	CF	9300004199	10/31/2012	1.94
53401300	AWWSC Other Ben OPEX	CF	9300004200	10/31/2012	168.21
53401300	AWWSC Other Ben OPEX	CF	9300004200	10/31/2012	50.62
53401300	AWWSC Other Ben OPEX	CF	9300004200	10/31/2012	68.13
53401300	AWWSC Other Ben OPEX	CF	9300004200	10/31/2012	36.59
53401300	AWWSC Other Ben OPEX	CF	9300004200	10/31/2012	0.02
53401300	AWWSC Other Ben OPEX	CF	9300004201	10/31/2012	57.97
53401300	AWWSC Other Ben OPEX	CF	9300004201	10/31/2012	171.36
53401300	AWWSC Other Ben OPEX	CF	9300004201	10/31/2012	114.27
53401300	AWWSC Other Ben OPEX	CF	9300004201	10/31/2012	65.24
53401300	AWWSC Other Ben OPEX	CF	9300004201	10/31/2012	0.61
53401300	AWWSC Other Ben OPEX	CF	9300004202	10/31/2012	0.60
53401300	AWWSC Other Ben OPEX	CF	9300004202	10/31/2012	50.90
53401300	AWWSC Other Ben OPEX	CF	9300004202	10/31/2012	203.16
53401300	AWWSC Other Ben OPEX	CF	9300004202	10/31/2012	24.96
53401300	AWWSC Other Ben OPEX	CF	9300004206	10/31/2012	51.76
53401300	AWWSC Other Ben OPEX	CF	9300004206	10/31/2012	96.08
53401300	AWWSC Other Ben OPEX	CF	9300004206	10/31/2012	39.77
53401300	AWWSC Other Ben OPEX	CF	9300004206	10/31/2012	29.70
53401300	AWWSC Other Ben OPEX	CF	9300004207	10/31/2012	120.97
53401300	AWWSC Other Ben OPEX	CF	9300004207	10/31/2012	1.59
53401300	AWWSC Other Ben OPEX	CF	9300004207	10/31/2012	94.16
53401300	AWWSC Other Ben OPEX	CF	9300004207	10/31/2012	0.14
53401300	AWWSC Other Ben OPEX	CF	9300004208	10/31/2012	9.06
53401300	AWWSC Other Ben OPEX	CF	9300004208	10/31/2012	10.20
53401300	AWWSC Other Ben OPEX	CF	9300004208	10/31/2012	(7.22)
53401300	AWWSC Other Ben OPEX	CF	9300004208	10/31/2012	63.84
53401300	AWWSC Other Ben OPEX	CF	9300004209	10/31/2012	31.38
53401300	AWWSC Other Ben OPEX	CF	9300004209	10/31/2012	16.31
53401300	AWWSC Other Ben OPEX	CF	9300004209	10/31/2012	28.99
53401300	AWWSC Other Ben OPEX	CF	9300004209	10/31/2012	(2.18)
53401300	AWWSC Other Ben OPEX	CF	9300004210	10/31/2012	(0.52)
53401300	AWWSC Other Ben OPEX	CF	9300004210	10/31/2012	18.31
53401300	AWWSC Other Ben OPEX	CF	9300004210	10/31/2012	(6.96)
53401300	AWWSC Other Ben OPEX	CF	9300004211	10/31/2012	(3.44)
53401300	AWWSC Other Ben OPEX	CF	9300004211	10/31/2012	1.29
53401300	AWWSC Other Ben OPEX	CF	9300004211	10/31/2012	0.39
53401300	AWWSC Other Ben OPEX	CF	9300004211	10/31/2012	0.20
53401300	AWWSC Other Ben OPEX	CF	9300004211	10/31/2012	0.07
53401300	AWWSC Other Ben OPEX	CF	9300004212	10/31/2012	39.70
53401300	AWWSC Other Ben OPEX	CF	9300004212	10/31/2012	(0.05)

Kentucky American Water Company  
Case No. 2012-00520  
Response to PSC DR1, Item 31

Account	Description	Doc Type	Document Number	Posting Date	Amount
53401300	AWWSC Other Ben OPEX	CF	9300004212	10/31/2012	(0.61)
53401300	AWWSC Other Ben OPEX	CF	9300004213	10/31/2012	22.85
53401300	AWWSC Other Ben OPEX	CF	9300004213	10/31/2012	152.48
53401300	AWWSC Other Ben OPEX	CF	9300004213	10/31/2012	259.67
53401300	AWWSC Other Ben OPEX	CF	9300004213	10/31/2012	97.60
53401300	AWWSC Other Ben OPEX	CF	9300004213	10/31/2012	267.84
53401300	AWWSC Other Ben OPEX	CF	9300004214	10/31/2012	96.39
53401300	AWWSC Other Ben OPEX	CF	9300004214	10/31/2012	42.34
53401300	AWWSC Other Ben OPEX	CF	9300004214	10/31/2012	152.97
53401300	AWWSC Other Ben OPEX	CF	9300004215	10/31/2012	254.47
53401300	AWWSC Other Ben OPEX	CF	9300004215	10/31/2012	6.91
53401300	AWWSC Other Ben OPEX	CF	9300004215	10/31/2012	4.65
53401300	AWWSC Other Ben OPEX	CF	9300004215	10/31/2012	0.61
53401300	AWWSC Other Ben OPEX	CF	9300004216	10/31/2012	4.36
53401300	AWWSC Other Ben OPEX	CF	9300004216	10/31/2012	0.21
53401300	AWWSC Other Ben OPEX	CF	9300004216	10/31/2012	0.14
53401300	AWWSC Other Ben OPEX	CF	9300004216	10/31/2012	0.68
53401400	AWWSC Cont Svcs OPEX	CF	9300003458	10/31/2012	8,320.67
53401400	AWWSC Cont Svcs OPEX	CF	9300003460	10/31/2012	8,757.03
53401400	AWWSC Cont Svcs OPEX	CF	9300003461	10/31/2012	93.17
53401400	AWWSC Cont Svcs OPEX	CF	9300003486	10/31/2012	254.14
53401400	AWWSC Cont Svcs OPEX	CF	9300003488	10/31/2012	249.38
53401400	AWWSC Cont Svcs OPEX	CF	9300003826	10/31/2012	88.22
53401400	AWWSC Cont Svcs OPEX	CF	9300003829	10/31/2012	18.52
53401400	AWWSC Cont Svcs OPEX	CF	9300003830	10/31/2012	(327.50)
53401400	AWWSC Cont Svcs OPEX	CF	9300003836	10/31/2012	24.38
53401400	AWWSC Cont Svcs OPEX	CF	9300003840	10/31/2012	5,010.53
53401400	AWWSC Cont Svcs OPEX	CF	9300003842	10/31/2012	2,549.87
53401400	AWWSC Cont Svcs OPEX	CF	9300003844	10/31/2012	(106.61)
53401400	AWWSC Cont Svcs OPEX	CF	9300003846	10/31/2012	83.75
53401400	AWWSC Cont Svcs OPEX	CF	9300003850	10/31/2012	10,867.28
53401400	AWWSC Cont Svcs OPEX	CF	9300003851	10/31/2012	(349.74)
53401400	AWWSC Cont Svcs OPEX	CF	9300003852	10/31/2012	64.06
53401400	AWWSC Cont Svcs OPEX	CF	9300003853	10/31/2012	29.73
53401400	AWWSC Cont Svcs OPEX	CF	9300003854	10/31/2012	3.15
53401400	AWWSC Cont Svcs OPEX	CF	9300003855	10/31/2012	3,540.00
53401400	AWWSC Cont Svcs OPEX	CF	9300003859	10/31/2012	1,086.98
53401400	AWWSC Cont Svcs OPEX	CF	9300003860	10/31/2012	44.72
53401400	AWWSC Cont Svcs OPEX	CF	9300003861	10/31/2012	1,083.45
53401400	AWWSC Cont Svcs OPEX	CF	9300003863	10/31/2012	1,634.18
53401400	AWWSC Cont Svcs OPEX	CF	9300003873	10/31/2012	2.29
53401400	AWWSC Cont Svcs OPEX	CF	9300003889	10/31/2012	308.00
53401400	AWWSC Cont Svcs OPEX	CF	9300003916	10/31/2012	2,705.31
53401400	AWWSC Cont Svcs OPEX	CF	9300003917	10/31/2012	173.81
53401400	AWWSC Cont Svcs OPEX	CF	9300003918	10/31/2012	(2,527.31)
53401400	AWWSC Cont Svcs OPEX	CF	9300003919	10/31/2012	1,501.21
53401400	AWWSC Cont Svcs OPEX	CF	9300003920	10/31/2012	(2.41)
53401400	AWWSC Cont Svcs OPEX	CF	9300003922	10/31/2012	(396.55)
53401400	AWWSC Cont Svcs OPEX	CF	9300003923	10/31/2012	56.60
53401400	AWWSC Cont Svcs OPEX	CF	9300003924	10/31/2012	1,562.84
53401400	AWWSC Cont Svcs OPEX	CF	9300003926	10/31/2012	20.42
53401400	AWWSC Cont Svcs OPEX	CF	9300003929	10/31/2012	332.84
53401400	AWWSC Cont Svcs OPEX	CF	9300003930	10/31/2012	(28.63)
53401400	AWWSC Cont Svcs OPEX	CF	9300003931	10/31/2012	3,767.24
53401400	AWWSC Cont Svcs OPEX	CF	9300003935	10/31/2012	1,510.78
53401400	AWWSC Cont Svcs OPEX	CF	9300003936	10/31/2012	1,418.61
53401400	AWWSC Cont Svcs OPEX	CF	9300003937	10/31/2012	1,078.00
53401400	AWWSC Cont Svcs OPEX	CF	9300003938	10/31/2012	211.02
53401400	AWWSC Cont Svcs OPEX	CF	9300003939	10/31/2012	2,070.87
53401400	AWWSC Cont Svcs OPEX	CF	9300003941	10/31/2012	329.33
53401400	AWWSC Cont Svcs OPEX	CF	9300003942	10/31/2012	4,435.24
53401400	AWWSC Cont Svcs OPEX	CF	9300003943	10/31/2012	(158.14)
53401400	AWWSC Cont Svcs OPEX	CF	9300003945	10/31/2012	6.16
53401400	AWWSC Cont Svcs OPEX	CF	9300003946	10/31/2012	716.09
53401400	AWWSC Cont Svcs OPEX	CF	9300003947	10/31/2012	6,741.92
53401400	AWWSC Cont Svcs OPEX	CF	9300003949	10/31/2012	540.23
53401400	AWWSC Cont Svcs OPEX	CF	9300003951	10/31/2012	123.59
53401400	AWWSC Cont Svcs OPEX	CF	9300003955	10/31/2012	693.18
53401400	AWWSC Cont Svcs OPEX	CF	9300003956	10/31/2012	2.55
53401400	AWWSC Cont Svcs OPEX	CF	9300003963	10/31/2012	7.90
53401400	AWWSC Cont Svcs OPEX	CF	9300003967	10/31/2012	12,658.05
53401400	AWWSC Cont Svcs OPEX	CF	9300003968	10/31/2012	415.61
53401400	AWWSC Cont Svcs OPEX	CF	9300003969	10/31/2012	1,413.42
53401400	AWWSC Cont Svcs OPEX	CF	9300003970	10/31/2012	1,319.29
53401400	AWWSC Cont Svcs OPEX	CF	9300003972	10/31/2012	338.57
53401400	AWWSC Cont Svcs OPEX	CF	9300003983	10/31/2012	4,390.46
53401400	AWWSC Cont Svcs OPEX	CF	9300003985	10/31/2012	250.68

Kentucky American Water Company  
Case No. 2012-00520  
Response to PSC DR1, Item 31

Account	Description	Doc Type	Document Number	Posting Date	Amount
53401400	AWWSC Cont Svcs OPEX	CF	9300003987	10/31/2012	867.56
53401400	AWWSC Cont Svcs OPEX	CF	9300003989	10/31/2012	1,471.48
53401400	AWWSC Cont Svcs OPEX	CF	9300003994	10/31/2012	256.68
53401400	AWWSC Cont Svcs OPEX	CF	9300003995	10/31/2012	629.97
53401400	AWWSC Cont Svcs OPEX	CF	9300003998	10/31/2012	0.77
53401400	AWWSC Cont Svcs OPEX	CF	9300003999	10/31/2012	714.60
53401400	AWWSC Cont Svcs OPEX	CF	9300004003	10/31/2012	280.00
53401400	AWWSC Cont Svcs OPEX	CF	9300004007	10/31/2012	658.55
53401400	AWWSC Cont Svcs OPEX	CF	9300004009	10/31/2012	10,933.75
53401400	AWWSC Cont Svcs OPEX	CF	9300004011	10/31/2012	12,579.12
53401400	AWWSC Cont Svcs OPEX	CF	9300004019	10/31/2012	(53.63)
53401400	AWWSC Cont Svcs OPEX	CF	9300004020	10/31/2012	206.00
53401400	AWWSC Cont Svcs OPEX	CF	9300004023	10/31/2012	192.62
53401400	AWWSC Cont Svcs OPEX	CF	9300004026	10/31/2012	23.90
53401400	AWWSC Cont Svcs OPEX	CF	9300004029	10/31/2012	106.45
53401400	AWWSC Cont Svcs OPEX	CF	9300004049	10/31/2012	204.43
53401400	AWWSC Cont Svcs OPEX	CF	9300004053	10/31/2012	69.53
53401400	AWWSC Cont Svcs OPEX	CF	9300004055	10/31/2012	441.79
53401400	AWWSC Cont Svcs OPEX	CF	9300004060	10/31/2012	96.41
53401400	AWWSC Cont Svcs OPEX	CF	9300004079	10/31/2012	173.60
53401400	AWWSC Cont Svcs OPEX	CF	9300004080	10/31/2012	5,733.00
53401400	AWWSC Cont Svcs OPEX	CF	9300004189	10/31/2012	69.20
53401400	AWWSC Cont Svcs OPEX	CF	9300004190	10/31/2012	17.58
53401400	AWWSC Cont Svcs OPEX	CF	9300004191	10/31/2012	0.44
53401400	AWWSC Cont Svcs OPEX	CF	9300004192	10/31/2012	123.96
53401400	AWWSC Cont Svcs OPEX	CF	9300004194	10/31/2012	71.51
53401400	AWWSC Cont Svcs OPEX	CF	9300004194	10/31/2012	133.32
53401400	AWWSC Cont Svcs OPEX	CF	9300004197	10/31/2012	498.76
53401400	AWWSC Cont Svcs OPEX	CF	9300004198	10/31/2012	33.22
53401400	AWWSC Cont Svcs OPEX	CF	9300004199	10/31/2012	1.36
53401400	AWWSC Cont Svcs OPEX	CF	9300004202	10/31/2012	246.02
53401400	AWWSC Cont Svcs OPEX	CF	9300004206	10/31/2012	7.33
53401400	AWWSC Cont Svcs OPEX	CF	9300004206	10/31/2012	(43.34)
53401400	AWWSC Cont Svcs OPEX	CF	9300004210	10/31/2012	135.95
53401400	AWWSC Cont Svcs OPEX	CF	9300004211	10/31/2012	17.11
53401400	AWWSC Cont Svcs OPEX	CF	9300004213	10/31/2012	7.65
53401400	AWWSC Cont Svcs OPEX	CF	9300004213	10/31/2012	133.95
53401400	AWWSC Cont Svcs OPEX	CF	9300004215	10/31/2012	177.71
53401400	AWWSC Cont Svcs OPEX	CF	9300004215	10/31/2012	(0.05)
53401500	AWWSC Off Suppl OPEX	CF	9300003458	10/31/2012	(297.36)
53401500	AWWSC Off Suppl OPEX	CF	9300003460	10/31/2012	(300.92)
53401500	AWWSC Off Suppl OPEX	CF	9300003487	10/31/2012	15.02
53401500	AWWSC Off Suppl OPEX	CF	9300003818	10/31/2012	(204.66)
53401500	AWWSC Off Suppl OPEX	CF	9300003820	10/31/2012	(17.00)
53401500	AWWSC Off Suppl OPEX	CF	9300003823	10/31/2012	(525.84)
53401500	AWWSC Off Suppl OPEX	CF	9300003824	10/31/2012	50.59
53401500	AWWSC Off Suppl OPEX	CF	9300003825	10/31/2012	82.36
53401500	AWWSC Off Suppl OPEX	CF	9300003826	10/31/2012	(125.07)
53401500	AWWSC Off Suppl OPEX	CF	9300003827	10/31/2012	42.38
53401500	AWWSC Off Suppl OPEX	CF	9300003828	10/31/2012	(65.83)
53401500	AWWSC Off Suppl OPEX	CF	9300003830	10/31/2012	472.76
53401500	AWWSC Off Suppl OPEX	CF	9300003831	10/31/2012	386.33
53401500	AWWSC Off Suppl OPEX	CF	9300003835	10/31/2012	0.33
53401500	AWWSC Off Suppl OPEX	CF	9300003836	10/31/2012	125.99
53401500	AWWSC Off Suppl OPEX	CF	9300003846	10/31/2012	14.40
53401500	AWWSC Off Suppl OPEX	CF	9300003850	10/31/2012	11.83
53401500	AWWSC Off Suppl OPEX	CF	9300003851	10/31/2012	318.77
53401500	AWWSC Off Suppl OPEX	CF	9300003853	10/31/2012	182.44
53401500	AWWSC Off Suppl OPEX	CF	9300003854	10/31/2012	299.12
53401500	AWWSC Off Suppl OPEX	CF	9300003857	10/31/2012	7.13
53401500	AWWSC Off Suppl OPEX	CF	9300003860	10/31/2012	23.53
53401500	AWWSC Off Suppl OPEX	CF	9300003861	10/31/2012	5.99
53401500	AWWSC Off Suppl OPEX	CF	9300003866	10/31/2012	(54.28)
53401500	AWWSC Off Suppl OPEX	CF	9300003868	10/31/2012	145.75
53401500	AWWSC Off Suppl OPEX	CF	9300003873	10/31/2012	2.97
53401500	AWWSC Off Suppl OPEX	CF	9300003876	10/31/2012	223.95
53401500	AWWSC Off Suppl OPEX	CF	9300003887	10/31/2012	259.00
53401500	AWWSC Off Suppl OPEX	CF	9300003888	10/31/2012	8.55
53401500	AWWSC Off Suppl OPEX	CF	9300003889	10/31/2012	116.43
53401500	AWWSC Off Suppl OPEX	CF	9300003910	10/31/2012	(0.62)
53401500	AWWSC Off Suppl OPEX	CF	9300003915	10/31/2012	26.36
53401500	AWWSC Off Suppl OPEX	CF	9300003916	10/31/2012	29.65
53401500	AWWSC Off Suppl OPEX	CF	9300003917	10/31/2012	1.13
53401500	AWWSC Off Suppl OPEX	CF	9300003920	10/31/2012	13.22
53401500	AWWSC Off Suppl OPEX	CF	9300003921	10/31/2012	97.55
53401500	AWWSC Off Suppl OPEX	CF	9300003924	10/31/2012	102.48
53401500	AWWSC Off Suppl OPEX	CF	9300003928	10/31/2012	(0.11)

Kentucky American Water Company  
Case No. 2012-00520  
Response to PSC DR1, Item 31

Account	Description	Doc Type	Document Number	Posting Date	Amount
53401500	AWWSC Off Suppl OPEX	CF	9300003930	10/31/2012	(51,586.33)
53401500	AWWSC Off Suppl OPEX	CF	9300003931	10/31/2012	96.56
53401500	AWWSC Off Suppl OPEX	CF	9300003935	10/31/2012	165.70
53401500	AWWSC Off Suppl OPEX	CF	9300003937	10/31/2012	42.92
53401500	AWWSC Off Suppl OPEX	CF	9300003938	10/31/2012	45.29
53401500	AWWSC Off Suppl OPEX	CF	9300003940	10/31/2012	2.34
53401500	AWWSC Off Suppl OPEX	CF	9300003941	10/31/2012	58.81
53401500	AWWSC Off Suppl OPEX	CF	9300003942	10/31/2012	217.25
53401500	AWWSC Off Suppl OPEX	CF	9300003943	10/31/2012	86.25
53401500	AWWSC Off Suppl OPEX	CF	9300003944	10/31/2012	3.29
53401500	AWWSC Off Suppl OPEX	CF	9300003945	10/31/2012	138.69
53401500	AWWSC Off Suppl OPEX	CF	9300003946	10/31/2012	16.33
53401500	AWWSC Off Suppl OPEX	CF	9300003949	10/31/2012	119.19
53401500	AWWSC Off Suppl OPEX	CF	9300003951	10/31/2012	322.93
53401500	AWWSC Off Suppl OPEX	CF	9300003955	10/31/2012	10.15
53401500	AWWSC Off Suppl OPEX	CF	9300003956	10/31/2012	2.59
53401500	AWWSC Off Suppl OPEX	CF	9300003968	10/31/2012	33.52
53401500	AWWSC Off Suppl OPEX	CF	9300003969	10/31/2012	3.85
53401500	AWWSC Off Suppl OPEX	CF	9300003970	10/31/2012	74.28
53401500	AWWSC Off Suppl OPEX	CF	9300003972	10/31/2012	43.72
53401500	AWWSC Off Suppl OPEX	CF	9300003974	10/31/2012	200.69
53401500	AWWSC Off Suppl OPEX	CF	9300003977	10/31/2012	90.50
53401500	AWWSC Off Suppl OPEX	CF	9300003979	10/31/2012	15.06
53401500	AWWSC Off Suppl OPEX	CF	9300003981	10/31/2012	12.57
53401500	AWWSC Off Suppl OPEX	CF	9300003983	10/31/2012	6.67
53401500	AWWSC Off Suppl OPEX	CF	9300003984	10/31/2012	(294.41)
53401500	AWWSC Off Suppl OPEX	CF	9300003985	10/31/2012	2.05
53401500	AWWSC Off Suppl OPEX	CF	9300003991	10/31/2012	(500.13)
53401500	AWWSC Off Suppl OPEX	CF	9300003992	10/31/2012	18.80
53401500	AWWSC Off Suppl OPEX	CF	9300003995	10/31/2012	46.47
53401500	AWWSC Off Suppl OPEX	CF	9300003997	10/31/2012	3.35
53401500	AWWSC Off Suppl OPEX	CF	9300003998	10/31/2012	37.10
53401500	AWWSC Off Suppl OPEX	CF	9300004001	10/31/2012	1.26
53401500	AWWSC Off Suppl OPEX	CF	9300004003	10/31/2012	32.51
53401500	AWWSC Off Suppl OPEX	CF	9300004004	10/31/2012	82.78
53401500	AWWSC Off Suppl OPEX	CF	9300004005	10/31/2012	30.30
53401500	AWWSC Off Suppl OPEX	CF	9300004007	10/31/2012	709.14
53401500	AWWSC Off Suppl OPEX	CF	9300004009	10/31/2012	233.38
53401500	AWWSC Off Suppl OPEX	CF	9300004012	10/31/2012	25.62
53401500	AWWSC Off Suppl OPEX	CF	9300004015	10/31/2012	2,394.63
53401500	AWWSC Off Suppl OPEX	CF	9300004016	10/31/2012	(1.52)
53401500	AWWSC Off Suppl OPEX	CF	9300004019	10/31/2012	194.95
53401500	AWWSC Off Suppl OPEX	CF	9300004023	10/31/2012	401.15
53401500	AWWSC Off Suppl OPEX	CF	9300004024	10/31/2012	2.59
53401500	AWWSC Off Suppl OPEX	CF	9300004032	10/31/2012	71.01
53401500	AWWSC Off Suppl OPEX	CF	9300004033	10/31/2012	5.14
53401500	AWWSC Off Suppl OPEX	CF	9300004038	10/31/2012	(141.12)
53401500	AWWSC Off Suppl OPEX	CF	9300004039	10/31/2012	(1,238.69)
53401500	AWWSC Off Suppl OPEX	CF	9300004040	10/31/2012	(155.35)
53401500	AWWSC Off Suppl OPEX	CF	9300004042	10/31/2012	(722.67)
53401500	AWWSC Off Suppl OPEX	CF	9300004046	10/31/2012	486.71
53401500	AWWSC Off Suppl OPEX	CF	9300004047	10/31/2012	334.12
53401500	AWWSC Off Suppl OPEX	CF	9300004049	10/31/2012	43.86
53401500	AWWSC Off Suppl OPEX	CF	9300004052	10/31/2012	68.20
53401500	AWWSC Off Suppl OPEX	CF	9300004053	10/31/2012	2,829.85
53401500	AWWSC Off Suppl OPEX	CF	9300004054	10/31/2012	195.24
53401500	AWWSC Off Suppl OPEX	CF	9300004055	10/31/2012	35.24
53401500	AWWSC Off Suppl OPEX	CF	9300004058	10/31/2012	(3.71)
53401500	AWWSC Off Suppl OPEX	CF	9300004059	10/31/2012	899.46
53401500	AWWSC Off Suppl OPEX	CF	9300004060	10/31/2012	139.50
53401500	AWWSC Off Suppl OPEX	CF	9300004062	10/31/2012	41.57
53401500	AWWSC Off Suppl OPEX	CF	9300004063	10/31/2012	309.49
53401500	AWWSC Off Suppl OPEX	CF	9300004065	10/31/2012	66.46
53401500	AWWSC Off Suppl OPEX	CF	9300004068	10/31/2012	389.92
53401500	AWWSC Off Suppl OPEX	CF	9300004188	10/31/2012	1,410.01
53401500	AWWSC Off Suppl OPEX	CF	9300004188	10/31/2012	223.68
53401500	AWWSC Off Suppl OPEX	CF	9300004188	10/31/2012	137.24
53401500	AWWSC Off Suppl OPEX	CF	9300004188	10/31/2012	192.38
53401500	AWWSC Off Suppl OPEX	CF	9300004189	10/31/2012	198.77
53401500	AWWSC Off Suppl OPEX	CF	9300004189	10/31/2012	794.24
53401500	AWWSC Off Suppl OPEX	CF	9300004189	10/31/2012	678.38
53401500	AWWSC Off Suppl OPEX	CF	9300004189	10/31/2012	103.66
53401500	AWWSC Off Suppl OPEX	CF	9300004190	10/31/2012	241.53
53401500	AWWSC Off Suppl OPEX	CF	9300004190	10/31/2012	2.28
53401500	AWWSC Off Suppl OPEX	CF	9300004190	10/31/2012	87.81
53401500	AWWSC Off Suppl OPEX	CF	9300004191	10/31/2012	34.77
53401500	AWWSC Off Suppl OPEX	CF	9300004191	10/31/2012	859.65

Kentucky American Water Company  
Case No. 2012-00520  
Response to PSC DR1, Item 31

Account	Description	Doc Type	Document Number	Posting Date	Amount
53401500	AWWSC Off Suppl OPEX	CF	9300004191	10/31/2012	68.96
53401500	AWWSC Off Suppl OPEX	CF	9300004191	10/31/2012	84.47
53401500	AWWSC Off Suppl OPEX	CF	9300004192	10/31/2012	20.48
53401500	AWWSC Off Suppl OPEX	CF	9300004192	10/31/2012	14.91
53401500	AWWSC Off Suppl OPEX	CF	9300004192	10/31/2012	17.34
53401500	AWWSC Off Suppl OPEX	CF	9300004193	10/31/2012	96.31
53401500	AWWSC Off Suppl OPEX	CF	9300004193	10/31/2012	16.32
53401500	AWWSC Off Suppl OPEX	CF	9300004193	10/31/2012	69.90
53401500	AWWSC Off Suppl OPEX	CF	9300004194	10/31/2012	258.87
53401500	AWWSC Off Suppl OPEX	CF	9300004194	10/31/2012	1.07
53401500	AWWSC Off Suppl OPEX	CF	9300004194	10/31/2012	1.71
53401500	AWWSC Off Suppl OPEX	CF	9300004195	10/31/2012	667.38
53401500	AWWSC Off Suppl OPEX	CF	9300004195	10/31/2012	206.74
53401500	AWWSC Off Suppl OPEX	CF	9300004195	10/31/2012	0.56
53401500	AWWSC Off Suppl OPEX	CF	9300004196	10/31/2012	143.27
53401500	AWWSC Off Suppl OPEX	CF	9300004196	10/31/2012	23.46
53401500	AWWSC Off Suppl OPEX	CF	9300004196	10/31/2012	4.04
53401500	AWWSC Off Suppl OPEX	CF	9300004196	10/31/2012	149.51
53401500	AWWSC Off Suppl OPEX	CF	9300004196	10/31/2012	2.53
53401500	AWWSC Off Suppl OPEX	CF	9300004197	10/31/2012	68.74
53401500	AWWSC Off Suppl OPEX	CF	9300004197	10/31/2012	8.17
53401500	AWWSC Off Suppl OPEX	CF	9300004197	10/31/2012	128.33
53401500	AWWSC Off Suppl OPEX	CF	9300004197	10/31/2012	6.86
53401500	AWWSC Off Suppl OPEX	CF	9300004197	10/31/2012	11.64
53401500	AWWSC Off Suppl OPEX	CF	9300004198	10/31/2012	292.40
53401500	AWWSC Off Suppl OPEX	CF	9300004198	10/31/2012	44.15
53401500	AWWSC Off Suppl OPEX	CF	9300004198	10/31/2012	447.71
53401500	AWWSC Off Suppl OPEX	CF	9300004198	10/31/2012	291.42
53401500	AWWSC Off Suppl OPEX	CF	9300004198	10/31/2012	143.61
53401500	AWWSC Off Suppl OPEX	CF	9300004199	10/31/2012	75.52
53401500	AWWSC Off Suppl OPEX	CF	9300004199	10/31/2012	168.29
53401500	AWWSC Off Suppl OPEX	CF	9300004200	10/31/2012	1,118.32
53401500	AWWSC Off Suppl OPEX	CF	9300004200	10/31/2012	1,182.89
53401500	AWWSC Off Suppl OPEX	CF	9300004200	10/31/2012	3.47
53401500	AWWSC Off Suppl OPEX	CF	9300004200	10/31/2012	88.29
53401500	AWWSC Off Suppl OPEX	CF	9300004200	10/31/2012	689.89
53401500	AWWSC Off Suppl OPEX	CF	9300004201	10/31/2012	619.46
53401500	AWWSC Off Suppl OPEX	CF	9300004201	10/31/2012	105.78
53401500	AWWSC Off Suppl OPEX	CF	9300004201	10/31/2012	462.17
53401500	AWWSC Off Suppl OPEX	CF	9300004201	10/31/2012	9.15
53401500	AWWSC Off Suppl OPEX	CF	9300004201	10/31/2012	107.01
53401500	AWWSC Off Suppl OPEX	CF	9300004202	10/31/2012	434.56
53401500	AWWSC Off Suppl OPEX	CF	9300004202	10/31/2012	70.33
53401500	AWWSC Off Suppl OPEX	CF	9300004202	10/31/2012	192.01
53401500	AWWSC Off Suppl OPEX	CF	9300004202	10/31/2012	220.12
53401500	AWWSC Off Suppl OPEX	CF	9300004202	10/31/2012	9.76
53401500	AWWSC Off Suppl OPEX	CF	9300004206	10/31/2012	117.83
53401500	AWWSC Off Suppl OPEX	CF	9300004206	10/31/2012	23.80
53401500	AWWSC Off Suppl OPEX	CF	9300004207	10/31/2012	193.45
53401500	AWWSC Off Suppl OPEX	CF	9300004207	10/31/2012	29.95
53401500	AWWSC Off Suppl OPEX	CF	9300004207	10/31/2012	221.49
53401500	AWWSC Off Suppl OPEX	CF	9300004207	10/31/2012	13.92
53401500	AWWSC Off Suppl OPEX	CF	9300004208	10/31/2012	5.77
53401500	AWWSC Off Suppl OPEX	CF	9300004208	10/31/2012	1.80
53401500	AWWSC Off Suppl OPEX	CF	9300004208	10/31/2012	168.49
53401500	AWWSC Off Suppl OPEX	CF	9300004208	10/31/2012	135.38
53401500	AWWSC Off Suppl OPEX	CF	9300004208	10/31/2012	33.62
53401500	AWWSC Off Suppl OPEX	CF	9300004209	10/31/2012	50.44
53401500	AWWSC Off Suppl OPEX	CF	9300004209	10/31/2012	28.37
53401500	AWWSC Off Suppl OPEX	CF	9300004209	10/31/2012	31.69
53401500	AWWSC Off Suppl OPEX	CF	9300004209	10/31/2012	121.81
53401500	AWWSC Off Suppl OPEX	CF	9300004209	10/31/2012	10.65
53401500	AWWSC Off Suppl OPEX	CF	9300004210	10/31/2012	68.55
53401500	AWWSC Off Suppl OPEX	CF	9300004210	10/31/2012	2.77
53401500	AWWSC Off Suppl OPEX	CF	9300004210	10/31/2012	13.85
53401500	AWWSC Off Suppl OPEX	CF	9300004210	10/31/2012	29.09
53401500	AWWSC Off Suppl OPEX	CF	9300004211	10/31/2012	39.44
53401500	AWWSC Off Suppl OPEX	CF	9300004211	10/31/2012	4.03
53401500	AWWSC Off Suppl OPEX	CF	9300004211	10/31/2012	22.49
53401500	AWWSC Off Suppl OPEX	CF	9300004211	10/31/2012	64.03
53401500	AWWSC Off Suppl OPEX	CF	9300004211	10/31/2012	42.99
53401500	AWWSC Off Suppl OPEX	CF	9300004212	10/31/2012	28.24
53401500	AWWSC Off Suppl OPEX	CF	9300004212	10/31/2012	38.93
53401500	AWWSC Off Suppl OPEX	CF	9300004212	10/31/2012	735.35
53401500	AWWSC Off Suppl OPEX	CF	9300004213	10/31/2012	1,749.01
53401500	AWWSC Off Suppl OPEX	CF	9300004213	10/31/2012	646.76
53401500	AWWSC Off Suppl OPEX	CF	9300004213	10/31/2012	1,119.08



Kentucky American Water Company  
Case No. 2012-00520  
Response to PSC DR1, Item 31

Account	Description	Doc Type	Document Number	Posting Date	Amount
53401500	AWWSC Off Suppl OPEX	CF	9300004214	10/31/2012	1,247.40
53401500	AWWSC Off Suppl OPEX	CF	9300004214	10/31/2012	318.08
53401500	AWWSC Off Suppl OPEX	CF	9300004214	10/31/2012	1,114.12
53401500	AWWSC Off Suppl OPEX	CF	9300004214	10/31/2012	843.65
53401500	AWWSC Off Suppl OPEX	CF	9300004215	10/31/2012	493.23
53401500	AWWSC Off Suppl OPEX	CF	9300004215	10/31/2012	712.20
53401500	AWWSC Off Suppl OPEX	CF	9300004215	10/31/2012	0.45
53401500	AWWSC Off Suppl OPEX	CF	9300004215	10/31/2012	0.05
53401500	AWWSC Off Suppl OPEX	CF	9300004215	10/31/2012	25.45
53401500	AWWSC Off Suppl OPEX	CF	9300004215	10/31/2012	2.52
53401500	AWWSC Off Suppl OPEX	CF	9300004216	10/31/2012	17.06
53401500	AWWSC Off Suppl OPEX	CF	9300004216	10/31/2012	3.90
53401500	AWWSC Off Suppl OPEX	CF	9300004216	10/31/2012	6.50
53401500	AWWSC Off Suppl OPEX	CF	9300004216	10/31/2012	5.49
53401500	AWWSC Off Suppl OPEX	CF	9300004216	10/31/2012	4.57
53401500	AWWSC Off Suppl OPEX	CF	9300004216	10/31/2012	1.56
53401700	AWWSC Rents OPEX	CF	9300003944	10/31/2012	260.12
53401700	AWWSC Rents OPEX	CF	9300003951	10/31/2012	132.75
53401700	AWWSC Rents OPEX	CF	9300003953	10/31/2012	275.87
53401700	AWWSC Rents OPEX	CF	9300004019	10/31/2012	3.69
53401700	AWWSC Rents OPEX	CF	9300004044	10/31/2012	(701.82)
53401700	AWWSC Rents OPEX	CF	9300004045	10/31/2012	1,600.93
53401700	AWWSC Rents OPEX	CF	9300004048	10/31/2012	29.04
53401700	AWWSC Rents OPEX	CF	9300004049	10/31/2012	197.99
53401700	AWWSC Rents OPEX	CF	9300004051	10/31/2012	16.52
53401700	AWWSC Rents OPEX	CF	9300004052	10/31/2012	507.64
53401700	AWWSC Rents OPEX	CF	9300004053	10/31/2012	2,129.26
53401700	AWWSC Rents OPEX	CF	9300004190	10/31/2012	3,681.61
53401700	AWWSC Rents OPEX	CF	9300004194	10/31/2012	4,161.43
53401700	AWWSC Rents OPEX	CF	9300004198	10/31/2012	673.77
53401700	AWWSC Rents OPEX	CF	9300004199	10/31/2012	4.64
53401700	AWWSC Rents OPEX	CF	9300004200	10/31/2012	2,539.49
53401700	AWWSC Rents OPEX	CF	9300004201	10/31/2012	285.28
53401700	AWWSC Rents OPEX	CF	9300004202	10/31/2012	4,503.31
53401700	AWWSC Rents OPEX	CF	9300004206	10/31/2012	19.62
53401700	AWWSC Rents OPEX	CF	9300004207	10/31/2012	839.47
53401700	AWWSC Rents OPEX	CF	9300004208	10/31/2012	2,776.56
53401700	AWWSC Rents OPEX	CF	9300004212	10/31/2012	53.12
53401700	AWWSC Rents OPEX	CF	9300004214	10/31/2012	1,310.06
53401700	AWWSC Rents OPEX	CF	9300004214	10/31/2012	2,814.42
53401700	AWWSC Rents OPEX	CF	9300004215	10/31/2012	11.60
53401700	AWWSC Rents OPEX	CF	9300004215	10/31/2012	140.78
53402100	AWWSC Oth O&M OPEX	CF	9300003454	10/31/2012	1.55
53402100	AWWSC Oth O&M OPEX	CF	9300003458	10/31/2012	19.11
53402100	AWWSC Oth O&M OPEX	CF	9300003460	10/31/2012	22.43
53402100	AWWSC Oth O&M OPEX	CF	9300003478	10/31/2012	(406.20)
53402100	AWWSC Oth O&M OPEX	CF	9300003486	10/31/2012	1.41
53402100	AWWSC Oth O&M OPEX	CF	9300003487	10/31/2012	0.17
53402100	AWWSC Oth O&M OPEX	CF	9300003820	10/31/2012	491.80
53402100	AWWSC Oth O&M OPEX	CF	9300003823	10/31/2012	(12.78)
53402100	AWWSC Oth O&M OPEX	CF	9300003824	10/31/2012	0.02
53402100	AWWSC Oth O&M OPEX	CF	9300003825	10/31/2012	4.64
53402100	AWWSC Oth O&M OPEX	CF	9300003826	10/31/2012	615.72
53402100	AWWSC Oth O&M OPEX	CF	9300003827	10/31/2012	1.11
53402100	AWWSC Oth O&M OPEX	CF	9300003828	10/31/2012	1.35
53402100	AWWSC Oth O&M OPEX	CF	9300003830	10/31/2012	110.13
53402100	AWWSC Oth O&M OPEX	CF	9300003831	10/31/2012	2.77
53402100	AWWSC Oth O&M OPEX	CF	9300003835	10/31/2012	0.42
53402100	AWWSC Oth O&M OPEX	CF	9300003836	10/31/2012	204.44
53402100	AWWSC Oth O&M OPEX	CF	9300003838	10/31/2012	(225.15)
53402100	AWWSC Oth O&M OPEX	CF	9300003843	10/31/2012	5.27
53402100	AWWSC Oth O&M OPEX	CF	9300003844	10/31/2012	2.52
53402100	AWWSC Oth O&M OPEX	CF	9300003846	10/31/2012	152.59
53402100	AWWSC Oth O&M OPEX	CF	9300003847	10/31/2012	0.63
53402100	AWWSC Oth O&M OPEX	CF	9300003848	10/31/2012	20.09
53402100	AWWSC Oth O&M OPEX	CF	9300003850	10/31/2012	179.46
53402100	AWWSC Oth O&M OPEX	CF	9300003851	10/31/2012	7.76
53402100	AWWSC Oth O&M OPEX	CF	9300003852	10/31/2012	2.85
53402100	AWWSC Oth O&M OPEX	CF	9300003853	10/31/2012	24.19
53402100	AWWSC Oth O&M OPEX	CF	9300003854	10/31/2012	46.41
53402100	AWWSC Oth O&M OPEX	CF	9300003855	10/31/2012	14.20
53402100	AWWSC Oth O&M OPEX	CF	9300003856	10/31/2012	4.16
53402100	AWWSC Oth O&M OPEX	CF	9300003857	10/31/2012	7.65
53402100	AWWSC Oth O&M OPEX	CF	9300003859	10/31/2012	1,071.73
53402100	AWWSC Oth O&M OPEX	CF	9300003860	10/31/2012	98.70
53402100	AWWSC Oth O&M OPEX	CF	9300003861	10/31/2012	368.79
53402100	AWWSC Oth O&M OPEX	CF	9300003862	10/31/2012	2.47

Kentucky American Water Company  
Case No. 2012-00520  
Response to PSC DR1, Item 31

Account	Description	Doc Type	Document Number	Posting Date	Amount
53402100	AWWSC Oth O&M OPEX	CF	9300003864	10/31/2012	5.96
53402100	AWWSC Oth O&M OPEX	CF	9300003868	10/31/2012	9.84
53402100	AWWSC Oth O&M OPEX	CF	9300003869	10/31/2012	43.04
53402100	AWWSC Oth O&M OPEX	CF	9300003873	10/31/2012	(577.50)
53402100	AWWSC Oth O&M OPEX	CF	9300003874	10/31/2012	1,136.33
53402100	AWWSC Oth O&M OPEX	CF	9300003875	10/31/2012	0.02
53402100	AWWSC Oth O&M OPEX	CF	9300003882	10/31/2012	(67.00)
53402100	AWWSC Oth O&M OPEX	CF	9300003883	10/31/2012	(1,612.50)
53402100	AWWSC Oth O&M OPEX	CF	9300003884	10/31/2012	(966.78)
53402100	AWWSC Oth O&M OPEX	CF	9300003885	10/31/2012	(979.39)
53402100	AWWSC Oth O&M OPEX	CF	9300003887	10/31/2012	(391.73)
53402100	AWWSC Oth O&M OPEX	CF	9300003888	10/31/2012	(500.92)
53402100	AWWSC Oth O&M OPEX	CF	9300003889	10/31/2012	(437.30)
53402100	AWWSC Oth O&M OPEX	CF	9300003890	10/31/2012	(102.54)
53402100	AWWSC Oth O&M OPEX	CF	9300003891	10/31/2012	(297.70)
53402100	AWWSC Oth O&M OPEX	CF	9300003892	10/31/2012	2.61
53402100	AWWSC Oth O&M OPEX	CF	9300003893	10/31/2012	(171.26)
53402100	AWWSC Oth O&M OPEX	CF	9300003894	10/31/2012	(418.20)
53402100	AWWSC Oth O&M OPEX	CF	9300003895	10/31/2012	(275.99)
53402100	AWWSC Oth O&M OPEX	CF	9300003896	10/31/2012	(1,564.12)
53402100	AWWSC Oth O&M OPEX	CF	9300003897	10/31/2012	(1,698.11)
53402100	AWWSC Oth O&M OPEX	CF	9300003898	10/31/2012	(566.57)
53402100	AWWSC Oth O&M OPEX	CF	9300003899	10/31/2012	(53.94)
53402100	AWWSC Oth O&M OPEX	CF	9300003900	10/31/2012	(660.70)
53402100	AWWSC Oth O&M OPEX	CF	9300003901	10/31/2012	(676.71)
53402100	AWWSC Oth O&M OPEX	CF	9300003902	10/31/2012	(1,852.29)
53402100	AWWSC Oth O&M OPEX	CF	9300003903	10/31/2012	(1,174.22)
53402100	AWWSC Oth O&M OPEX	CF	9300003904	10/31/2012	(586.07)
53402100	AWWSC Oth O&M OPEX	CF	9300003905	10/31/2012	(1,205.02)
53402100	AWWSC Oth O&M OPEX	CF	9300003906	10/31/2012	(246.01)
53402100	AWWSC Oth O&M OPEX	CF	9300003907	10/31/2012	(144.63)
53402100	AWWSC Oth O&M OPEX	CF	9300003908	10/31/2012	(1,232.97)
53402100	AWWSC Oth O&M OPEX	CF	9300003909	10/31/2012	2.76
53402100	AWWSC Oth O&M OPEX	CF	9300003910	10/31/2012	(2,552.86)
53402100	AWWSC Oth O&M OPEX	CF	9300003911	10/31/2012	(1,332.70)
53402100	AWWSC Oth O&M OPEX	CF	9300003912	10/31/2012	(858.34)
53402100	AWWSC Oth O&M OPEX	CF	9300003913	10/31/2012	(1,635.76)
53402100	AWWSC Oth O&M OPEX	CF	9300003914	10/31/2012	31.41
53402100	AWWSC Oth O&M OPEX	CF	9300003915	10/31/2012	(192.90)
53402100	AWWSC Oth O&M OPEX	CF	9300003916	10/31/2012	(970.57)
53402100	AWWSC Oth O&M OPEX	CF	9300003918	10/31/2012	(18.99)
53402100	AWWSC Oth O&M OPEX	CF	9300003921	10/31/2012	(1,187.86)
53402100	AWWSC Oth O&M OPEX	CF	9300003922	10/31/2012	(291.01)
53402100	AWWSC Oth O&M OPEX	CF	9300003923	10/31/2012	0.02
53402100	AWWSC Oth O&M OPEX	CF	9300003924	10/31/2012	(147.90)
53402100	AWWSC Oth O&M OPEX	CF	9300003925	10/31/2012	5.79
53402100	AWWSC Oth O&M OPEX	CF	9300003927	10/31/2012	(51.42)
53402100	AWWSC Oth O&M OPEX	CF	9300003928	10/31/2012	(177.75)
53402100	AWWSC Oth O&M OPEX	CF	9300003929	10/31/2012	39.76
53402100	AWWSC Oth O&M OPEX	CF	9300003930	10/31/2012	75,198.53
53402100	AWWSC Oth O&M OPEX	CF	9300003931	10/31/2012	(88.46)
53402100	AWWSC Oth O&M OPEX	CF	9300003932	10/31/2012	(108.22)
53402100	AWWSC Oth O&M OPEX	CF	9300003933	10/31/2012	(864.03)
53402100	AWWSC Oth O&M OPEX	CF	9300003934	10/31/2012	(765.98)
53402100	AWWSC Oth O&M OPEX	CF	9300003935	10/31/2012	23.40
53402100	AWWSC Oth O&M OPEX	CF	9300003936	10/31/2012	132.30
53402100	AWWSC Oth O&M OPEX	CF	9300003937	10/31/2012	13.39
53402100	AWWSC Oth O&M OPEX	CF	9300003938	10/31/2012	52.98
53402100	AWWSC Oth O&M OPEX	CF	9300003939	10/31/2012	12.39
53402100	AWWSC Oth O&M OPEX	CF	9300003940	10/31/2012	(658.56)
53402100	AWWSC Oth O&M OPEX	CF	9300003941	10/31/2012	1,973.83
53402100	AWWSC Oth O&M OPEX	CF	9300003942	10/31/2012	3,077.21
53402100	AWWSC Oth O&M OPEX	CF	9300003943	10/31/2012	(57.95)
53402100	AWWSC Oth O&M OPEX	CF	9300003944	10/31/2012	(88.52)
53402100	AWWSC Oth O&M OPEX	CF	9300003945	10/31/2012	(480.44)
53402100	AWWSC Oth O&M OPEX	CF	9300003946	10/31/2012	161.79
53402100	AWWSC Oth O&M OPEX	CF	9300003947	10/31/2012	(790.31)
53402100	AWWSC Oth O&M OPEX	CF	9300003948	10/31/2012	(338.75)
53402100	AWWSC Oth O&M OPEX	CF	9300003949	10/31/2012	(513.01)
53402100	AWWSC Oth O&M OPEX	CF	9300003950	10/31/2012	(8.21)
53402100	AWWSC Oth O&M OPEX	CF	9300003951	10/31/2012	(3,078.95)
53402100	AWWSC Oth O&M OPEX	CF	9300003952	10/31/2012	(888.54)
53402100	AWWSC Oth O&M OPEX	CF	9300003953	10/31/2012	(12.91)
53402100	AWWSC Oth O&M OPEX	CF	9300003954	10/31/2012	(205.79)
53402100	AWWSC Oth O&M OPEX	CF	9300003955	10/31/2012	(45.91)
53402100	AWWSC Oth O&M OPEX	CF	9300003956	10/31/2012	(740.79)
53402100	AWWSC Oth O&M OPEX	CF	9300003959	10/31/2012	3.68

Kentucky American Water Company  
Case No. 2012-00520  
Response to PSC DR1, Item 31

Account	Description	Doc Type	Document Number	Posting Date	Amount
53402100	AWWSC Oth O&M OPEX	CF	9300003962	10/31/2012	(149.06)
53402100	AWWSC Oth O&M OPEX	CF	9300003964	10/31/2012	(425.06)
53402100	AWWSC Oth O&M OPEX	CF	9300003966	10/31/2012	(794.45)
53402100	AWWSC Oth O&M OPEX	CF	9300003968	10/31/2012	40.40
53402100	AWWSC Oth O&M OPEX	CF	9300003969	10/31/2012	47.39
53402100	AWWSC Oth O&M OPEX	CF	9300003970	10/31/2012	26.50
53402100	AWWSC Oth O&M OPEX	CF	9300003971	10/31/2012	27.23
53402100	AWWSC Oth O&M OPEX	CF	9300003972	10/31/2012	(295.90)
53402100	AWWSC Oth O&M OPEX	CF	9300003973	10/31/2012	(948.94)
53402100	AWWSC Oth O&M OPEX	CF	9300003974	10/31/2012	(198.39)
53402100	AWWSC Oth O&M OPEX	CF	9300003976	10/31/2012	(729.80)
53402100	AWWSC Oth O&M OPEX	CF	9300003977	10/31/2012	(2,221.45)
53402100	AWWSC Oth O&M OPEX	CF	9300003978	10/31/2012	(15.11)
53402100	AWWSC Oth O&M OPEX	CF	9300003979	10/31/2012	(1,114.44)
53402100	AWWSC Oth O&M OPEX	CF	9300003980	10/31/2012	(304.97)
53402100	AWWSC Oth O&M OPEX	CF	9300003981	10/31/2012	(44.90)
53402100	AWWSC Oth O&M OPEX	CF	9300003982	10/31/2012	0.95
53402100	AWWSC Oth O&M OPEX	CF	9300003983	10/31/2012	(611.59)
53402100	AWWSC Oth O&M OPEX	CF	9300003984	10/31/2012	(169.88)
53402100	AWWSC Oth O&M OPEX	CF	9300003985	10/31/2012	75.91
53402100	AWWSC Oth O&M OPEX	CF	9300003986	10/31/2012	(916.70)
53402100	AWWSC Oth O&M OPEX	CF	9300003987	10/31/2012	(342.46)
53402100	AWWSC Oth O&M OPEX	CF	9300003988	10/31/2012	(164.96)
53402100	AWWSC Oth O&M OPEX	CF	9300003990	10/31/2012	1.05
53402100	AWWSC Oth O&M OPEX	CF	9300003991	10/31/2012	36.73
53402100	AWWSC Oth O&M OPEX	CF	9300003992	10/31/2012	3.50
53402100	AWWSC Oth O&M OPEX	CF	9300003997	10/31/2012	35.70
53402100	AWWSC Oth O&M OPEX	CF	9300003998	10/31/2012	10.83
53402100	AWWSC Oth O&M OPEX	CF	9300004000	10/31/2012	235.82
53402100	AWWSC Oth O&M OPEX	CF	9300004002	10/31/2012	10.17
53402100	AWWSC Oth O&M OPEX	CF	9300004003	10/31/2012	15.51
53402100	AWWSC Oth O&M OPEX	CF	9300004004	10/31/2012	503.60
53402100	AWWSC Oth O&M OPEX	CF	9300004005	10/31/2012	0.04
53402100	AWWSC Oth O&M OPEX	CF	9300004006	10/31/2012	4,761.54
53402100	AWWSC Oth O&M OPEX	CF	9300004007	10/31/2012	3.38
53402100	AWWSC Oth O&M OPEX	CF	9300004009	10/31/2012	50.07
53402100	AWWSC Oth O&M OPEX	CF	9300004011	10/31/2012	121.32
53402100	AWWSC Oth O&M OPEX	CF	9300004012	10/31/2012	499.47
53402100	AWWSC Oth O&M OPEX	CF	9300004015	10/31/2012	151.63
53402100	AWWSC Oth O&M OPEX	CF	9300004019	10/31/2012	218.85
53402100	AWWSC Oth O&M OPEX	CF	9300004021	10/31/2012	91.51
53402100	AWWSC Oth O&M OPEX	CF	9300004023	10/31/2012	36.44
53402100	AWWSC Oth O&M OPEX	CF	9300004033	10/31/2012	0.80
53402100	AWWSC Oth O&M OPEX	CF	9300004034	10/31/2012	(76.15)
53402100	AWWSC Oth O&M OPEX	CF	9300004035	10/31/2012	11.10
53402100	AWWSC Oth O&M OPEX	CF	9300004036	10/31/2012	17.60
53402100	AWWSC Oth O&M OPEX	CF	9300004037	10/31/2012	6.75
53402100	AWWSC Oth O&M OPEX	CF	9300004039	10/31/2012	34.10
53402100	AWWSC Oth O&M OPEX	CF	9300004040	10/31/2012	24.75
53402100	AWWSC Oth O&M OPEX	CF	9300004041	10/31/2012	8.35
53402100	AWWSC Oth O&M OPEX	CF	9300004046	10/31/2012	89.01
53402100	AWWSC Oth O&M OPEX	CF	9300004047	10/31/2012	38.57
53402100	AWWSC Oth O&M OPEX	CF	9300004048	10/31/2012	5.15
53402100	AWWSC Oth O&M OPEX	CF	9300004049	10/31/2012	29.30
53402100	AWWSC Oth O&M OPEX	CF	9300004050	10/31/2012	8.23
53402100	AWWSC Oth O&M OPEX	CF	9300004051	10/31/2012	28.05
53402100	AWWSC Oth O&M OPEX	CF	9300004052	10/31/2012	29.56
53402100	AWWSC Oth O&M OPEX	CF	9300004053	10/31/2012	69.41
53402100	AWWSC Oth O&M OPEX	CF	9300004054	10/31/2012	103.12
53402100	AWWSC Oth O&M OPEX	CF	9300004059	10/31/2012	38.41
53402100	AWWSC Oth O&M OPEX	CF	9300004060	10/31/2012	0.73
53402100	AWWSC Oth O&M OPEX	CF	9300004061	10/31/2012	9.65
53402100	AWWSC Oth O&M OPEX	CF	9300004062	10/31/2012	7.75
53402100	AWWSC Oth O&M OPEX	CF	9300004063	10/31/2012	12.32
53402100	AWWSC Oth O&M OPEX	CF	9300004072	10/31/2012	2,106.58
53402100	AWWSC Oth O&M OPEX	CF	9300004074	10/31/2012	(1,018.65)
53402100	AWWSC Oth O&M OPEX	CF	9300004188	10/31/2012	92.46
53402100	AWWSC Oth O&M OPEX	CF	9300004188	10/31/2012	108.15
53402100	AWWSC Oth O&M OPEX	CF	9300004188	10/31/2012	90.92
53402100	AWWSC Oth O&M OPEX	CF	9300004188	10/31/2012	60.47
53402100	AWWSC Oth O&M OPEX	CF	9300004189	10/31/2012	112.31
53402100	AWWSC Oth O&M OPEX	CF	9300004189	10/31/2012	29.41
53402100	AWWSC Oth O&M OPEX	CF	9300004189	10/31/2012	68.07
53402100	AWWSC Oth O&M OPEX	CF	9300004189	10/31/2012	36.86
53402100	AWWSC Oth O&M OPEX	CF	9300004190	10/31/2012	1,109.15
53402100	AWWSC Oth O&M OPEX	CF	9300004190	10/31/2012	58.14
53402100	AWWSC Oth O&M OPEX	CF	9300004190	10/31/2012	11.68

Kentucky American Water Company  
Case No. 2012-00520  
Response to PSC DR1, Item 31

Account	Description	Doc Type	Document Number	Posting Date	Amount
53402100	AWWSC Oth O&M OPEX	CF	9300004190	10/31/2012	(418.92)
53402100	AWWSC Oth O&M OPEX	CF	9300004190	10/31/2012	60.65
53402100	AWWSC Oth O&M OPEX	CF	9300004191	10/31/2012	18.38
53402100	AWWSC Oth O&M OPEX	CF	9300004191	10/31/2012	791.37
53402100	AWWSC Oth O&M OPEX	CF	9300004191	10/31/2012	48.69
53402100	AWWSC Oth O&M OPEX	CF	9300004191	10/31/2012	53.97
53402100	AWWSC Oth O&M OPEX	CF	9300004192	10/31/2012	31.33
53402100	AWWSC Oth O&M OPEX	CF	9300004192	10/31/2012	45.44
53402100	AWWSC Oth O&M OPEX	CF	9300004192	10/31/2012	101.62
53402100	AWWSC Oth O&M OPEX	CF	9300004192	10/31/2012	26.07
53402100	AWWSC Oth O&M OPEX	CF	9300004193	10/31/2012	80.55
53402100	AWWSC Oth O&M OPEX	CF	9300004193	10/31/2012	19.38
53402100	AWWSC Oth O&M OPEX	CF	9300004193	10/31/2012	304.27
53402100	AWWSC Oth O&M OPEX	CF	9300004194	10/31/2012	341.66
53402100	AWWSC Oth O&M OPEX	CF	9300004194	10/31/2012	8.76
53402100	AWWSC Oth O&M OPEX	CF	9300004194	10/31/2012	1,218.89
53402100	AWWSC Oth O&M OPEX	CF	9300004194	10/31/2012	1.50
53402100	AWWSC Oth O&M OPEX	CF	9300004195	10/31/2012	24.50
53402100	AWWSC Oth O&M OPEX	CF	9300004195	10/31/2012	71.92
53402100	AWWSC Oth O&M OPEX	CF	9300004196	10/31/2012	448.06
53402100	AWWSC Oth O&M OPEX	CF	9300004196	10/31/2012	23.06
53402100	AWWSC Oth O&M OPEX	CF	9300004196	10/31/2012	1.12
53402100	AWWSC Oth O&M OPEX	CF	9300004197	10/31/2012	55.01
53402100	AWWSC Oth O&M OPEX	CF	9300004197	10/31/2012	15.09
53402100	AWWSC Oth O&M OPEX	CF	9300004197	10/31/2012	45.97
53402100	AWWSC Oth O&M OPEX	CF	9300004197	10/31/2012	49.68
53402100	AWWSC Oth O&M OPEX	CF	9300004198	10/31/2012	236.26
53402100	AWWSC Oth O&M OPEX	CF	9300004198	10/31/2012	24.52
53402100	AWWSC Oth O&M OPEX	CF	9300004198	10/31/2012	54.02
53402100	AWWSC Oth O&M OPEX	CF	9300004198	10/31/2012	106.79
53402100	AWWSC Oth O&M OPEX	CF	9300004199	10/31/2012	63.56
53402100	AWWSC Oth O&M OPEX	CF	9300004199	10/31/2012	77.58
53402100	AWWSC Oth O&M OPEX	CF	9300004199	10/31/2012	177.05
53402100	AWWSC Oth O&M OPEX	CF	9300004199	10/31/2012	90.49
53402100	AWWSC Oth O&M OPEX	CF	9300004199	10/31/2012	26.94
53402100	AWWSC Oth O&M OPEX	CF	9300004199	10/31/2012	3.58
53402100	AWWSC Oth O&M OPEX	CF	9300004199	10/31/2012	45.73
53402100	AWWSC Oth O&M OPEX	CF	9300004200	10/31/2012	327.75
53402100	AWWSC Oth O&M OPEX	CF	9300004200	10/31/2012	315.96
53402100	AWWSC Oth O&M OPEX	CF	9300004200	10/31/2012	2,490.55
53402100	AWWSC Oth O&M OPEX	CF	9300004200	10/31/2012	68.58
53402100	AWWSC Oth O&M OPEX	CF	9300004200	10/31/2012	175.01
53402100	AWWSC Oth O&M OPEX	CF	9300004200	10/31/2012	62.33
53402100	AWWSC Oth O&M OPEX	CF	9300004201	10/31/2012	156.07
53402100	AWWSC Oth O&M OPEX	CF	9300004201	10/31/2012	46.44
53402100	AWWSC Oth O&M OPEX	CF	9300004201	10/31/2012	99.68
53402100	AWWSC Oth O&M OPEX	CF	9300004201	10/31/2012	121.82
53402100	AWWSC Oth O&M OPEX	CF	9300004202	10/31/2012	(829.15)
53402100	AWWSC Oth O&M OPEX	CF	9300004202	10/31/2012	9.57
53402100	AWWSC Oth O&M OPEX	CF	9300004202	10/31/2012	2,165.32
53402100	AWWSC Oth O&M OPEX	CF	9300004202	10/31/2012	194.72
53402100	AWWSC Oth O&M OPEX	CF	9300004206	10/31/2012	12,170.24
53402100	AWWSC Oth O&M OPEX	CF	9300004206	10/31/2012	443.91
53402100	AWWSC Oth O&M OPEX	CF	9300004206	10/31/2012	17.75
53402100	AWWSC Oth O&M OPEX	CF	9300004206	10/31/2012	91.07
53402100	AWWSC Oth O&M OPEX	CF	9300004206	10/31/2012	559.42
53402100	AWWSC Oth O&M OPEX	CF	9300004207	10/31/2012	47.38
53402100	AWWSC Oth O&M OPEX	CF	9300004207	10/31/2012	7.22
53402100	AWWSC Oth O&M OPEX	CF	9300004207	10/31/2012	40.11
53402100	AWWSC Oth O&M OPEX	CF	9300004207	10/31/2012	149.20
53402100	AWWSC Oth O&M OPEX	CF	9300004208	10/31/2012	582.57
53402100	AWWSC Oth O&M OPEX	CF	9300004208	10/31/2012	12.01
53402100	AWWSC Oth O&M OPEX	CF	9300004208	10/31/2012	170.18
53402100	AWWSC Oth O&M OPEX	CF	9300004208	10/31/2012	371.39
53402100	AWWSC Oth O&M OPEX	CF	9300004208	10/31/2012	18,984.82
53402100	AWWSC Oth O&M OPEX	CF	9300004208	10/31/2012	70.66
53402100	AWWSC Oth O&M OPEX	CF	9300004209	10/31/2012	192.01
53402100	AWWSC Oth O&M OPEX	CF	9300004209	10/31/2012	326.78
53402100	AWWSC Oth O&M OPEX	CF	9300004209	10/31/2012	69.54
53402100	AWWSC Oth O&M OPEX	CF	9300004209	10/31/2012	68.03
53402100	AWWSC Oth O&M OPEX	CF	9300004209	10/31/2012	2,669.04
53402100	AWWSC Oth O&M OPEX	CF	9300004210	10/31/2012	8,443.64
53402100	AWWSC Oth O&M OPEX	CF	9300004210	10/31/2012	37.41
53402100	AWWSC Oth O&M OPEX	CF	9300004210	10/31/2012	39.14
53402100	AWWSC Oth O&M OPEX	CF	9300004210	10/31/2012	2,188.32
53402100	AWWSC Oth O&M OPEX	CF	9300004211	10/31/2012	30.16
53402100	AWWSC Oth O&M OPEX	CF	9300004211	10/31/2012	2.56

Kentucky American Water Company  
Case No. 2012-00520  
Response to PSC DR1, Item 31

Account	Description	Doc Type	Document Number	Posting Date	Amount
53402100	AWWSC Oth O&M OPEX	CF	9300004211	10/31/2012	2.23
53402100	AWWSC Oth O&M OPEX	CF	9300004211	10/31/2012	2.63
53402100	AWWSC Oth O&M OPEX	CF	9300004211	10/31/2012	3.54
53402100	AWWSC Oth O&M OPEX	CF	9300004212	10/31/2012	1.59
53402100	AWWSC Oth O&M OPEX	CF	9300004212	10/31/2012	1.50
53402100	AWWSC Oth O&M OPEX	CF	9300004212	10/31/2012	682.34
53402100	AWWSC Oth O&M OPEX	CF	9300004213	10/31/2012	362.49
53402100	AWWSC Oth O&M OPEX	CF	9300004213	10/31/2012	219.52
53402100	AWWSC Oth O&M OPEX	CF	9300004213	10/31/2012	279.59
53402100	AWWSC Oth O&M OPEX	CF	9300004213	10/31/2012	16.70
53402100	AWWSC Oth O&M OPEX	CF	9300004214	10/31/2012	358.10
53402100	AWWSC Oth O&M OPEX	CF	9300004214	10/31/2012	(405.30)
53402100	AWWSC Oth O&M OPEX	CF	9300004214	10/31/2012	467.07
53402100	AWWSC Oth O&M OPEX	CF	9300004214	10/31/2012	194.30
53402100	AWWSC Oth O&M OPEX	CF	9300004214	10/31/2012	490.28
53402100	AWWSC Oth O&M OPEX	CF	9300004215	10/31/2012	302.13
53402100	AWWSC Oth O&M OPEX	CF	9300004215	10/31/2012	8.62
53402100	AWWSC Oth O&M OPEX	CF	9300004215	10/31/2012	12.84
53402100	AWWSC Oth O&M OPEX	CF	9300004215	10/31/2012	2.85
53402100	AWWSC Oth O&M OPEX	CF	9300004216	10/31/2012	1.99
53402100	AWWSC Oth O&M OPEX	CF	9300004216	10/31/2012	1.44
53402100	AWWSC Oth O&M OPEX	CF	9300004216	10/31/2012	2.40
53402100	AWWSC Oth O&M OPEX	CF	9300004216	10/31/2012	(1.65)
53402100	AWWSC Oth O&M OPEX	CF	9300004216	10/31/2012	1.08
53402100	AWWSC Oth O&M OPEX	CF	9300004216	10/31/2012	0.05
53402200	AWWSC Dpr/Amrt OPEX	CF	9300004189	10/31/2012	132.84
53402200	AWWSC Dpr/Amrt OPEX	CF	9300004190	10/31/2012	4,498.86
53402200	AWWSC Dpr/Amrt OPEX	CF	9300004190	10/31/2012	801.42
53402200	AWWSC Dpr/Amrt OPEX	CF	9300004194	10/31/2012	45.67
53402200	AWWSC Dpr/Amrt OPEX	CF	9300004194	10/31/2012	666.02
53402200	AWWSC Dpr/Amrt OPEX	CF	9300004198	10/31/2012	154.33
53402200	AWWSC Dpr/Amrt OPEX	CF	9300004198	10/31/2012	365.97
53402200	AWWSC Dpr/Amrt OPEX	CF	9300004199	10/31/2012	99.71
53402200	AWWSC Dpr/Amrt OPEX	CF	9300004199	10/31/2012	23.75
53402200	AWWSC Dpr/Amrt OPEX	CF	9300004200	10/31/2012	1,304.86
53402200	AWWSC Dpr/Amrt OPEX	CF	9300004201	10/31/2012	4,496.87
53402200	AWWSC Dpr/Amrt OPEX	CF	9300004202	10/31/2012	450.46
53402200	AWWSC Dpr/Amrt OPEX	CF	9300004202	10/31/2012	1,998.37
53402200	AWWSC Dpr/Amrt OPEX	CF	9300004202	10/31/2012	1,925.33
53402200	AWWSC Dpr/Amrt OPEX	CF	9300004206	10/31/2012	7.44
53402200	AWWSC Dpr/Amrt OPEX	CF	9300004207	10/31/2012	53,107.69
53402200	AWWSC Dpr/Amrt OPEX	CF	9300004208	10/31/2012	2,592.47
53402200	AWWSC Dpr/Amrt OPEX	CF	9300004209	10/31/2012	3,944.99
53402200	AWWSC Dpr/Amrt OPEX	CF	9300004212	10/31/2012	86.48
53402200	AWWSC Dpr/Amrt OPEX	CF	9300004212	10/31/2012	7.47
53402200	AWWSC Dpr/Amrt OPEX	CF	9300004214	10/31/2012	2,099.69
53402200	AWWSC Dpr/Amrt OPEX	CF	9300004215	10/31/2012	2.48
53402300	AWWSC Gen Tax OPEX	CF	9300003455	10/31/2012	3.89
53402300	AWWSC Gen Tax OPEX	CF	9300003456	10/31/2012	3.67
53402300	AWWSC Gen Tax OPEX	CF	9300003458	10/31/2012	2,063.76
53402300	AWWSC Gen Tax OPEX	CF	9300003459	10/31/2012	33.64
53402300	AWWSC Gen Tax OPEX	CF	9300003460	10/31/2012	1,492.39
53402300	AWWSC Gen Tax OPEX	CF	9300003473	10/31/2012	10.57
53402300	AWWSC Gen Tax OPEX	CF	9300003474	10/31/2012	0.56
53402300	AWWSC Gen Tax OPEX	CF	9300003475	10/31/2012	(1.17)
53402300	AWWSC Gen Tax OPEX	CF	9300003476	10/31/2012	0.15
53402300	AWWSC Gen Tax OPEX	CF	9300003487	10/31/2012	13.49
53402300	AWWSC Gen Tax OPEX	CF	9300003818	10/31/2012	(4.88)
53402300	AWWSC Gen Tax OPEX	CF	9300003819	10/31/2012	29.83
53402300	AWWSC Gen Tax OPEX	CF	9300003820	10/31/2012	17.95
53402300	AWWSC Gen Tax OPEX	CF	9300003821	10/31/2012	14.51
53402300	AWWSC Gen Tax OPEX	CF	9300003822	10/31/2012	6.33
53402300	AWWSC Gen Tax OPEX	CF	9300003823	10/31/2012	145.43
53402300	AWWSC Gen Tax OPEX	CF	9300003824	10/31/2012	62.47
53402300	AWWSC Gen Tax OPEX	CF	9300003825	10/31/2012	121.11
53402300	AWWSC Gen Tax OPEX	CF	9300003826	10/31/2012	137.12
53402300	AWWSC Gen Tax OPEX	CF	9300003827	10/31/2012	240.76
53402300	AWWSC Gen Tax OPEX	CF	9300003828	10/31/2012	899.16
53402300	AWWSC Gen Tax OPEX	CF	9300003829	10/31/2012	3.72
53402300	AWWSC Gen Tax OPEX	CF	9300003830	10/31/2012	71.36
53402300	AWWSC Gen Tax OPEX	CF	9300003831	10/31/2012	28.86
53402300	AWWSC Gen Tax OPEX	CF	9300003832	10/31/2012	(0.49)
53402300	AWWSC Gen Tax OPEX	CF	9300003833	10/31/2012	2.72
53402300	AWWSC Gen Tax OPEX	CF	9300003836	10/31/2012	97.70
53402300	AWWSC Gen Tax OPEX	CF	9300003837	10/31/2012	1.07
53402300	AWWSC Gen Tax OPEX	CF	9300003838	10/31/2012	3.55
53402300	AWWSC Gen Tax OPEX	CF	9300003839	10/31/2012	7.17

Kentucky American Water Company  
Case No. 2012-00520  
Response to PSC DR1, Item 31

Account	Description	Doc Type	Document Number	Posting Date	Amount
53402300	AWWSC Gen Tax OPEX	CF	9300003841	10/31/2012	1.37
53402300	AWWSC Gen Tax OPEX	CF	9300003842	10/31/2012	49.29
53402300	AWWSC Gen Tax OPEX	CF	9300003843	10/31/2012	45.59
53402300	AWWSC Gen Tax OPEX	CF	9300003844	10/31/2012	41.06
53402300	AWWSC Gen Tax OPEX	CF	9300003845	10/31/2012	4.48
53402300	AWWSC Gen Tax OPEX	CF	9300003849	10/31/2012	21.77
53402300	AWWSC Gen Tax OPEX	CF	9300003850	10/31/2012	10.45
53402300	AWWSC Gen Tax OPEX	CF	9300003851	10/31/2012	194.60
53402300	AWWSC Gen Tax OPEX	CF	9300003852	10/31/2012	92.83
53402300	AWWSC Gen Tax OPEX	CF	9300003853	10/31/2012	7.84
53402300	AWWSC Gen Tax OPEX	CF	9300003854	10/31/2012	25.53
53402300	AWWSC Gen Tax OPEX	CF	9300003855	10/31/2012	38.16
53402300	AWWSC Gen Tax OPEX	CF	9300003857	10/31/2012	89.80
53402300	AWWSC Gen Tax OPEX	CF	9300003859	10/31/2012	0.50
53402300	AWWSC Gen Tax OPEX	CF	9300003860	10/31/2012	49.70
53402300	AWWSC Gen Tax OPEX	CF	9300003861	10/31/2012	66.32
53402300	AWWSC Gen Tax OPEX	CF	9300003862	10/31/2012	17.07
53402300	AWWSC Gen Tax OPEX	CF	9300003866	10/31/2012	1.55
53402300	AWWSC Gen Tax OPEX	CF	9300003867	10/31/2012	2.59
53402300	AWWSC Gen Tax OPEX	CF	9300003868	10/31/2012	22.18
53402300	AWWSC Gen Tax OPEX	CF	9300003870	10/31/2012	14.15
53402300	AWWSC Gen Tax OPEX	CF	9300003871	10/31/2012	1.75
53402300	AWWSC Gen Tax OPEX	CF	9300003872	10/31/2012	9.14
53402300	AWWSC Gen Tax OPEX	CF	9300003873	10/31/2012	13.00
53402300	AWWSC Gen Tax OPEX	CF	9300003874	10/31/2012	33.79
53402300	AWWSC Gen Tax OPEX	CF	9300003875	10/31/2012	7.38
53402300	AWWSC Gen Tax OPEX	CF	9300003876	10/31/2012	5.82
53402300	AWWSC Gen Tax OPEX	CF	9300003877	10/31/2012	8.19
53402300	AWWSC Gen Tax OPEX	CF	9300003878	10/31/2012	0.37
53402300	AWWSC Gen Tax OPEX	CF	9300003879	10/31/2012	27.76
53402300	AWWSC Gen Tax OPEX	CF	9300003880	10/31/2012	13.88
53402300	AWWSC Gen Tax OPEX	CF	9300003884	10/31/2012	10.76
53402300	AWWSC Gen Tax OPEX	CF	9300003887	10/31/2012	11.35
53402300	AWWSC Gen Tax OPEX	CF	9300003888	10/31/2012	23.04
53402300	AWWSC Gen Tax OPEX	CF	9300003889	10/31/2012	133.73
53402300	AWWSC Gen Tax OPEX	CF	9300003890	10/31/2012	2.88
53402300	AWWSC Gen Tax OPEX	CF	9300003893	10/31/2012	3.16
53402300	AWWSC Gen Tax OPEX	CF	9300003897	10/31/2012	3.66
53402300	AWWSC Gen Tax OPEX	CF	9300003914	10/31/2012	45.44
53402300	AWWSC Gen Tax OPEX	CF	9300003915	10/31/2012	34.55
53402300	AWWSC Gen Tax OPEX	CF	9300003916	10/31/2012	232.70
53402300	AWWSC Gen Tax OPEX	CF	9300003917	10/31/2012	98.07
53402300	AWWSC Gen Tax OPEX	CF	9300003918	10/31/2012	63.68
53402300	AWWSC Gen Tax OPEX	CF	9300003919	10/31/2012	66.65
53402300	AWWSC Gen Tax OPEX	CF	9300003920	10/31/2012	119.25
53402300	AWWSC Gen Tax OPEX	CF	9300003921	10/31/2012	70.85
53402300	AWWSC Gen Tax OPEX	CF	9300003922	10/31/2012	60.36
53402300	AWWSC Gen Tax OPEX	CF	9300003923	10/31/2012	4.78
53402300	AWWSC Gen Tax OPEX	CF	9300003924	10/31/2012	76.13
53402300	AWWSC Gen Tax OPEX	CF	9300003928	10/31/2012	(1.83)
53402300	AWWSC Gen Tax OPEX	CF	9300003929	10/31/2012	69.57
53402300	AWWSC Gen Tax OPEX	CF	9300003931	10/31/2012	61.50
53402300	AWWSC Gen Tax OPEX	CF	9300003935	10/31/2012	280.72
53402300	AWWSC Gen Tax OPEX	CF	9300003936	10/31/2012	91.34
53402300	AWWSC Gen Tax OPEX	CF	9300003937	10/31/2012	62.05
53402300	AWWSC Gen Tax OPEX	CF	9300003938	10/31/2012	146.21
53402300	AWWSC Gen Tax OPEX	CF	9300003939	10/31/2012	67.10
53402300	AWWSC Gen Tax OPEX	CF	9300003940	10/31/2012	25.93
53402300	AWWSC Gen Tax OPEX	CF	9300003941	10/31/2012	81.46
53402300	AWWSC Gen Tax OPEX	CF	9300003942	10/31/2012	169.37
53402300	AWWSC Gen Tax OPEX	CF	9300003943	10/31/2012	377.99
53402300	AWWSC Gen Tax OPEX	CF	9300003945	10/31/2012	22.72
53402300	AWWSC Gen Tax OPEX	CF	9300003946	10/31/2012	26.71
53402300	AWWSC Gen Tax OPEX	CF	9300003947	10/31/2012	(0.21)
53402300	AWWSC Gen Tax OPEX	CF	9300003949	10/31/2012	155.33
53402300	AWWSC Gen Tax OPEX	CF	9300003951	10/31/2012	70.40
53402300	AWWSC Gen Tax OPEX	CF	9300003952	10/31/2012	2.89
53402300	AWWSC Gen Tax OPEX	CF	9300003955	10/31/2012	37.68
53402300	AWWSC Gen Tax OPEX	CF	9300003956	10/31/2012	27.24
53402300	AWWSC Gen Tax OPEX	CF	9300003958	10/31/2012	7.97
53402300	AWWSC Gen Tax OPEX	CF	9300003960	10/31/2012	5.43
53402300	AWWSC Gen Tax OPEX	CF	9300003961	10/31/2012	6.89
53402300	AWWSC Gen Tax OPEX	CF	9300003965	10/31/2012	1.20
53402300	AWWSC Gen Tax OPEX	CF	9300003968	10/31/2012	24.33
53402300	AWWSC Gen Tax OPEX	CF	9300003969	10/31/2012	300.15
53402300	AWWSC Gen Tax OPEX	CF	9300003970	10/31/2012	128.61
53402300	AWWSC Gen Tax OPEX	CF	9300003971	10/31/2012	6.84

Kentucky American Water Company  
Case No. 2012-00520  
Response to PSC DR1, Item 31

Account	Description	Doc Type	Document Number	Posting Date	Amount
53402300	AWWSC Gen Tax OPEX	CF	9300003972	10/31/2012	49.78
53402300	AWWSC Gen Tax OPEX	CF	9300003974	10/31/2012	115.35
53402300	AWWSC Gen Tax OPEX	CF	9300003977	10/31/2012	18.35
53402300	AWWSC Gen Tax OPEX	CF	9300003979	10/31/2012	63.31
53402300	AWWSC Gen Tax OPEX	CF	9300003980	10/31/2012	(0.10)
53402300	AWWSC Gen Tax OPEX	CF	9300003983	10/31/2012	233.77
53402300	AWWSC Gen Tax OPEX	CF	9300003985	10/31/2012	51.43
53402300	AWWSC Gen Tax OPEX	CF	9300003989	10/31/2012	15.72
53402300	AWWSC Gen Tax OPEX	CF	9300003991	10/31/2012	64.11
53402300	AWWSC Gen Tax OPEX	CF	9300003992	10/31/2012	66.26
53402300	AWWSC Gen Tax OPEX	CF	9300003993	10/31/2012	37.72
53402300	AWWSC Gen Tax OPEX	CF	9300003995	10/31/2012	157.10
53402300	AWWSC Gen Tax OPEX	CF	9300003996	10/31/2012	12.10
53402300	AWWSC Gen Tax OPEX	CF	9300003997	10/31/2012	77.88
53402300	AWWSC Gen Tax OPEX	CF	9300003998	10/31/2012	50.87
53402300	AWWSC Gen Tax OPEX	CF	9300004001	10/31/2012	129.23
53402300	AWWSC Gen Tax OPEX	CF	9300004003	10/31/2012	42.03
53402300	AWWSC Gen Tax OPEX	CF	9300004004	10/31/2012	93.21
53402300	AWWSC Gen Tax OPEX	CF	9300004005	10/31/2012	125.13
53402300	AWWSC Gen Tax OPEX	CF	9300004007	10/31/2012	34.15
53402300	AWWSC Gen Tax OPEX	CF	9300004008	10/31/2012	0.77
53402300	AWWSC Gen Tax OPEX	CF	9300004009	10/31/2012	70.75
53402300	AWWSC Gen Tax OPEX	CF	9300004010	10/31/2012	4.59
53402300	AWWSC Gen Tax OPEX	CF	9300004011	10/31/2012	120.88
53402300	AWWSC Gen Tax OPEX	CF	9300004012	10/31/2012	228.83
53402300	AWWSC Gen Tax OPEX	CF	9300004015	10/31/2012	213.84
53402300	AWWSC Gen Tax OPEX	CF	9300004018	10/31/2012	(0.38)
53402300	AWWSC Gen Tax OPEX	CF	9300004019	10/31/2012	77.49
53402300	AWWSC Gen Tax OPEX	CF	9300004021	10/31/2012	773.57
53402300	AWWSC Gen Tax OPEX	CF	9300004022	10/31/2012	235.05
53402300	AWWSC Gen Tax OPEX	CF	9300004024	10/31/2012	4.55
53402300	AWWSC Gen Tax OPEX	CF	9300004025	10/31/2012	(2.32)
53402300	AWWSC Gen Tax OPEX	CF	9300004026	10/31/2012	(0.18)
53402300	AWWSC Gen Tax OPEX	CF	9300004027	10/31/2012	3.61
53402300	AWWSC Gen Tax OPEX	CF	9300004028	10/31/2012	0.43
53402300	AWWSC Gen Tax OPEX	CF	9300004029	10/31/2012	4.57
53402300	AWWSC Gen Tax OPEX	CF	9300004030	10/31/2012	0.87
53402300	AWWSC Gen Tax OPEX	CF	9300004031	10/31/2012	6.17
53402300	AWWSC Gen Tax OPEX	CF	9300004032	10/31/2012	12.84
53402300	AWWSC Gen Tax OPEX	CF	9300004033	10/31/2012	3.92
53402300	AWWSC Gen Tax OPEX	CF	9300004039	10/31/2012	81.07
53402300	AWWSC Gen Tax OPEX	CF	9300004043	10/31/2012	0.61
53402300	AWWSC Gen Tax OPEX	CF	9300004046	10/31/2012	326.68
53402300	AWWSC Gen Tax OPEX	CF	9300004047	10/31/2012	57.43
53402300	AWWSC Gen Tax OPEX	CF	9300004049	10/31/2012	142.25
53402300	AWWSC Gen Tax OPEX	CF	9300004051	10/31/2012	77.49
53402300	AWWSC Gen Tax OPEX	CF	9300004052	10/31/2012	53.57
53402300	AWWSC Gen Tax OPEX	CF	9300004053	10/31/2012	19.08
53402300	AWWSC Gen Tax OPEX	CF	9300004055	10/31/2012	74.82
53402300	AWWSC Gen Tax OPEX	CF	9300004056	10/31/2012	64.46
53402300	AWWSC Gen Tax OPEX	CF	9300004058	10/31/2012	36.66
53402300	AWWSC Gen Tax OPEX	CF	9300004059	10/31/2012	78.26
53402300	AWWSC Gen Tax OPEX	CF	9300004060	10/31/2012	30.94
53402300	AWWSC Gen Tax OPEX	CF	9300004062	10/31/2012	124.09
53402300	AWWSC Gen Tax OPEX	CF	9300004063	10/31/2012	(0.60)
53402300	AWWSC Gen Tax OPEX	CF	9300004064	10/31/2012	52.30
53402300	AWWSC Gen Tax OPEX	CF	9300004065	10/31/2012	32.54
53402300	AWWSC Gen Tax OPEX	CF	9300004066	10/31/2012	168.63
53402300	AWWSC Gen Tax OPEX	CF	9300004067	10/31/2012	4.68
53402300	AWWSC Gen Tax OPEX	CF	9300004068	10/31/2012	604.86
53402300	AWWSC Gen Tax OPEX	CF	9300004069	10/31/2012	18.74
53402300	AWWSC Gen Tax OPEX	CF	9300004070	10/31/2012	1,185.36
53402300	AWWSC Gen Tax OPEX	CF	9300004071	10/31/2012	592.41
53402300	AWWSC Gen Tax OPEX	CF	9300004073	10/31/2012	3.88
53402300	AWWSC Gen Tax OPEX	CF	9300004075	10/31/2012	229.41
53402300	AWWSC Gen Tax OPEX	CF	9300004076	10/31/2012	156.67
53402300	AWWSC Gen Tax OPEX	CF	9300004077	10/31/2012	(545.77)
53402300	AWWSC Gen Tax OPEX	CF	9300004078	10/31/2012	43.85
53402300	AWWSC Gen Tax OPEX	CF	9300004079	10/31/2012	146.67
53402300	AWWSC Gen Tax OPEX	CF	9300004080	10/31/2012	286.42
53402300	AWWSC Gen Tax OPEX	CF	9300004081	10/31/2012	0.25
53402300	AWWSC Gen Tax OPEX	CF	9300004082	10/31/2012	207.43
53402300	AWWSC Gen Tax OPEX	CF	9300004083	10/31/2012	319.27
53402300	AWWSC Gen Tax OPEX	CF	9300004084	10/31/2012	81.15
53402300	AWWSC Gen Tax OPEX	CF	9300004085	10/31/2012	23.35
53402300	AWWSC Gen Tax OPEX	CF	9300004188	10/31/2012	0.51
53402300	AWWSC Gen Tax OPEX	CF	9300004188	10/31/2012	8.40

Kentucky American Water Company  
Case No. 2012-00520  
Response to PSC DR1, Item 31

Account	Description	Doc Type	Document Number	Posting Date	Amount
53402300	AWWSC Gen Tax OPEX	CF	9300004188	10/31/2012	0.18
53402300	AWWSC Gen Tax OPEX	CF	9300004189	10/31/2012	17.69
53402300	AWWSC Gen Tax OPEX	CF	9300004189	10/31/2012	0.03
53402300	AWWSC Gen Tax OPEX	CF	9300004189	10/31/2012	14.63
53402300	AWWSC Gen Tax OPEX	CF	9300004189	10/31/2012	(0.28)
53402300	AWWSC Gen Tax OPEX	CF	9300004189	10/31/2012	13.37
53402300	AWWSC Gen Tax OPEX	CF	9300004190	10/31/2012	23.79
53402300	AWWSC Gen Tax OPEX	CF	9300004190	10/31/2012	0.05
53402300	AWWSC Gen Tax OPEX	CF	9300004190	10/31/2012	550.19
53402300	AWWSC Gen Tax OPEX	CF	9300004191	10/31/2012	11.70
53402300	AWWSC Gen Tax OPEX	CF	9300004191	10/31/2012	16.00
53402300	AWWSC Gen Tax OPEX	CF	9300004191	10/31/2012	8.82
53402300	AWWSC Gen Tax OPEX	CF	9300004191	10/31/2012	0.21
53402300	AWWSC Gen Tax OPEX	CF	9300004192	10/31/2012	30.75
53402300	AWWSC Gen Tax OPEX	CF	9300004192	10/31/2012	13.30
53402300	AWWSC Gen Tax OPEX	CF	9300004192	10/31/2012	12.19
53402300	AWWSC Gen Tax OPEX	CF	9300004192	10/31/2012	56.34
53402300	AWWSC Gen Tax OPEX	CF	9300004192	10/31/2012	37.40
53402300	AWWSC Gen Tax OPEX	CF	9300004193	10/31/2012	(24.85)
53402300	AWWSC Gen Tax OPEX	CF	9300004194	10/31/2012	27.47
53402300	AWWSC Gen Tax OPEX	CF	9300004194	10/31/2012	0.18
53402300	AWWSC Gen Tax OPEX	CF	9300004194	10/31/2012	70.43
53402300	AWWSC Gen Tax OPEX	CF	9300004194	10/31/2012	3.04
53402300	AWWSC Gen Tax OPEX	CF	9300004194	10/31/2012	0.31
53402300	AWWSC Gen Tax OPEX	CF	9300004195	10/31/2012	13.55
53402300	AWWSC Gen Tax OPEX	CF	9300004195	10/31/2012	(4.05)
53402300	AWWSC Gen Tax OPEX	CF	9300004195	10/31/2012	(3.68)
53402300	AWWSC Gen Tax OPEX	CF	9300004196	10/31/2012	33.75
53402300	AWWSC Gen Tax OPEX	CF	9300004196	10/31/2012	(0.36)
53402300	AWWSC Gen Tax OPEX	CF	9300004196	10/31/2012	6.56
53402300	AWWSC Gen Tax OPEX	CF	9300004196	10/31/2012	4.69
53402300	AWWSC Gen Tax OPEX	CF	9300004197	10/31/2012	(7.23)
53402300	AWWSC Gen Tax OPEX	CF	9300004197	10/31/2012	5.42
53402300	AWWSC Gen Tax OPEX	CF	9300004197	10/31/2012	(3.66)
53402300	AWWSC Gen Tax OPEX	CF	9300004198	10/31/2012	4.06
53402300	AWWSC Gen Tax OPEX	CF	9300004198	10/31/2012	(3.04)
53402300	AWWSC Gen Tax OPEX	CF	9300004198	10/31/2012	0.12
53402300	AWWSC Gen Tax OPEX	CF	9300004198	10/31/2012	26.63
53402300	AWWSC Gen Tax OPEX	CF	9300004199	10/31/2012	1.87
53402300	AWWSC Gen Tax OPEX	CF	9300004199	10/31/2012	20.94
53402300	AWWSC Gen Tax OPEX	CF	9300004199	10/31/2012	3.11
53402300	AWWSC Gen Tax OPEX	CF	9300004199	10/31/2012	8.99
53402300	AWWSC Gen Tax OPEX	CF	9300004200	10/31/2012	32.15
53402300	AWWSC Gen Tax OPEX	CF	9300004200	10/31/2012	106.27
53402300	AWWSC Gen Tax OPEX	CF	9300004200	10/31/2012	0.07
53402300	AWWSC Gen Tax OPEX	CF	9300004201	10/31/2012	62.88
53402300	AWWSC Gen Tax OPEX	CF	9300004201	10/31/2012	(9.17)
53402300	AWWSC Gen Tax OPEX	CF	9300004201	10/31/2012	10.14
53402300	AWWSC Gen Tax OPEX	CF	9300004202	10/31/2012	41.22
53402300	AWWSC Gen Tax OPEX	CF	9300004202	10/31/2012	7.01
53402300	AWWSC Gen Tax OPEX	CF	9300004202	10/31/2012	190.06
53402300	AWWSC Gen Tax OPEX	CF	9300004206	10/31/2012	75.16
53402300	AWWSC Gen Tax OPEX	CF	9300004206	10/31/2012	164.60
53402300	AWWSC Gen Tax OPEX	CF	9300004206	10/31/2012	44.58
53402300	AWWSC Gen Tax OPEX	CF	9300004207	10/31/2012	(3.64)
53402300	AWWSC Gen Tax OPEX	CF	9300004207	10/31/2012	1.88
53402300	AWWSC Gen Tax OPEX	CF	9300004207	10/31/2012	(1.35)
53402300	AWWSC Gen Tax OPEX	CF	9300004207	10/31/2012	0.28
53402300	AWWSC Gen Tax OPEX	CF	9300004208	10/31/2012	14.42
53402300	AWWSC Gen Tax OPEX	CF	9300004208	10/31/2012	0.75
53402300	AWWSC Gen Tax OPEX	CF	9300004208	10/31/2012	(6.58)
53402300	AWWSC Gen Tax OPEX	CF	9300004208	10/31/2012	(1.80)
53402300	AWWSC Gen Tax OPEX	CF	9300004209	10/31/2012	(0.83)
53402300	AWWSC Gen Tax OPEX	CF	9300004209	10/31/2012	13.91
53402300	AWWSC Gen Tax OPEX	CF	9300004209	10/31/2012	22.77
53402300	AWWSC Gen Tax OPEX	CF	9300004209	10/31/2012	(4.44)
53402300	AWWSC Gen Tax OPEX	CF	9300004210	10/31/2012	26.28
53402300	AWWSC Gen Tax OPEX	CF	9300004210	10/31/2012	(9.71)
53402300	AWWSC Gen Tax OPEX	CF	9300004210	10/31/2012	15.86
53402300	AWWSC Gen Tax OPEX	CF	9300004210	10/31/2012	(20.34)
53402300	AWWSC Gen Tax OPEX	CF	9300004211	10/31/2012	(8.17)
53402300	AWWSC Gen Tax OPEX	CF	9300004211	10/31/2012	(0.46)
53402300	AWWSC Gen Tax OPEX	CF	9300004211	10/31/2012	(0.60)
53402300	AWWSC Gen Tax OPEX	CF	9300004211	10/31/2012	0.35
53402300	AWWSC Gen Tax OPEX	CF	9300004212	10/31/2012	(1.03)
53402300	AWWSC Gen Tax OPEX	CF	9300004212	10/31/2012	(0.81)
53402300	AWWSC Gen Tax OPEX	CF	9300004212	10/31/2012	0.17



Kentucky American Water Company  
Case No. 2012-00520  
Response to PSC DR1, Item 31

Account	Description	Doc Type	Document Number	Posting Date	Amount
53402300	AWWSC Gen Tax OPEX	CF	9300004212	10/31/2012	(1.93)
53402300	AWWSC Gen Tax OPEX	CF	9300004213	10/31/2012	46.24
53402300	AWWSC Gen Tax OPEX	CF	9300004213	10/31/2012	105.87
53402300	AWWSC Gen Tax OPEX	CF	9300004213	10/31/2012	(1.24)
53402300	AWWSC Gen Tax OPEX	CF	9300004214	10/31/2012	74.81
53402300	AWWSC Gen Tax OPEX	CF	9300004214	10/31/2012	80.62
53402300	AWWSC Gen Tax OPEX	CF	9300004214	10/31/2012	311.39
53402300	AWWSC Gen Tax OPEX	CF	9300004214	10/31/2012	2.82
53402300	AWWSC Gen Tax OPEX	CF	9300004215	10/31/2012	30.94
53402300	AWWSC Gen Tax OPEX	CF	9300004215	10/31/2012	31.85
53402300	AWWSC Gen Tax OPEX	CF	9300004215	10/31/2012	8.53
53402300	AWWSC Gen Tax OPEX	CF	9300004215	10/31/2012	2.44
53402300	AWWSC Gen Tax OPEX	CF	9300004216	10/31/2012	0.75
53402300	AWWSC Gen Tax OPEX	CF	9300004216	10/31/2012	0.02
53402400	AWWSC Interest OPEX	CF	9300004019	10/31/2012	7.90
53402400	AWWSC Interest OPEX	CF	9300004053	10/31/2012	68.63
53402400	AWWSC Interest OPEX	CF	9300004190	10/31/2012	1,144.42
53402400	AWWSC Interest OPEX	CF	9300004190	10/31/2012	(194.91)
53402400	AWWSC Interest OPEX	CF	9300004193	10/31/2012	0.84
53402400	AWWSC Interest OPEX	CF	9300004194	10/31/2012	381.93
53402400	AWWSC Interest OPEX	CF	9300004198	10/31/2012	1.63
53402400	AWWSC Interest OPEX	CF	9300004198	10/31/2012	132.62
53402400	AWWSC Interest OPEX	CF	9300004199	10/31/2012	7.90
53402400	AWWSC Interest OPEX	CF	9300004199	10/31/2012	1.64
53402400	AWWSC Interest OPEX	CF	9300004200	10/31/2012	1,810.67
53402400	AWWSC Interest OPEX	CF	9300004201	10/31/2012	5.48
53402400	AWWSC Interest OPEX	CF	9300004201	10/31/2012	25.33
53402400	AWWSC Interest OPEX	CF	9300004202	10/31/2012	1.33
53402400	AWWSC Interest OPEX	CF	9300004202	10/31/2012	151.90
53402400	AWWSC Interest OPEX	CF	9300004207	10/31/2012	3.84
53402400	AWWSC Interest OPEX	CF	9300004207	10/31/2012	477.71
53402400	AWWSC Interest OPEX	CF	9300004209	10/31/2012	209.23
53402400	AWWSC Interest OPEX	CF	9300004212	10/31/2012	11.80
53402400	AWWSC Interest OPEX	CF	9300004212	10/31/2012	0.15
53402400	AWWSC Interest OPEX	CF	9300004214	10/31/2012	252.78
53402400	AWWSC Interest OPEX	CF	9300004215	10/31/2012	5.79
53402500	AWWSC Oth Inc OPEX	CF	9300003494	10/31/2012	508.75
53402500	AWWSC Oth Inc OPEX	CF	9300003930	10/31/2012	1,285.28
53402500	AWWSC Oth Inc OPEX	CF	9300004006	10/31/2012	467.87
53402500	AWWSC Oth Inc OPEX	CF	9300004188	10/31/2012	113.91
53402500	AWWSC Oth Inc OPEX	CF	9300004188	10/31/2012	0.05
53402500	AWWSC Oth Inc OPEX	CF	9300004189	10/31/2012	296.28
53402500	AWWSC Oth Inc OPEX	CF	9300004189	10/31/2012	0.04
53402500	AWWSC Oth Inc OPEX	CF	9300004189	10/31/2012	90.29
53402500	AWWSC Oth Inc OPEX	CF	9300004189	10/31/2012	837.88
53402500	AWWSC Oth Inc OPEX	CF	9300004189	10/31/2012	60.75
53402500	AWWSC Oth Inc OPEX	CF	9300004190	10/31/2012	3.65
53402500	AWWSC Oth Inc OPEX	CF	9300004191	10/31/2012	34.76
53402500	AWWSC Oth Inc OPEX	CF	9300004191	10/31/2012	71.55
53402500	AWWSC Oth Inc OPEX	CF	9300004191	10/31/2012	136.55
53402500	AWWSC Oth Inc OPEX	CF	9300004192	10/31/2012	8.58
53402500	AWWSC Oth Inc OPEX	CF	9300004192	10/31/2012	106.84
53402500	AWWSC Oth Inc OPEX	CF	9300004192	10/31/2012	200.42
53402500	AWWSC Oth Inc OPEX	CF	9300004192	10/31/2012	69.01
53402500	AWWSC Oth Inc OPEX	CF	9300004193	10/31/2012	0.05
53402500	AWWSC Oth Inc OPEX	CF	9300004193	10/31/2012	7.44
53402500	AWWSC Oth Inc OPEX	CF	9300004194	10/31/2012	0.09
53402500	AWWSC Oth Inc OPEX	CF	9300004195	10/31/2012	20.06
53402500	AWWSC Oth Inc OPEX	CF	9300004196	10/31/2012	54.02
53402500	AWWSC Oth Inc OPEX	CF	9300004198	10/31/2012	9.45
53402500	AWWSC Oth Inc OPEX	CF	9300004199	10/31/2012	73.25
53402500	AWWSC Oth Inc OPEX	CF	9300004206	10/31/2012	403.03
53402500	AWWSC Oth Inc OPEX	CF	9300004210	10/31/2012	0.79
53402500	AWWSC Oth Inc OPEX	CF	9300004211	10/31/2012	1.42
53402500	AWWSC Oth Inc OPEX	CF	9300004212	10/31/2012	0.21
53402500	AWWSC Oth Inc OPEX	CF	9300004212	10/31/2012	5.29
53402500	AWWSC Oth Inc OPEX	CF	9300004213	10/31/2012	0.10
53402500	AWWSC Oth Inc OPEX	CF	9300004214	10/31/2012	427.75
53402500	AWWSC Oth Inc OPEX	CF	9300004215	10/31/2012	70.81
53402500	AWWSC Oth Inc OPEX	CF	9300004215	10/31/2012	3.04
53402500	AWWSC Oth Inc OPEX	CF	9300004216	10/31/2012	8.76
53402500	AWWSC Oth Inc OPEX	CF	9300004216	10/31/2012	0.29
53402600	AWWSC Inc Tax OPEX	CF	9300004190	10/31/2012	(4,999.56)
53481000	AWWSC Labor CAPX	CF	9300003462	10/31/2012	211.35
53481000	AWWSC Labor CAPX	CF	9300003463	10/31/2012	111.55
53481000	AWWSC Labor CAPX	CF	9300003464	10/31/2012	59.73
53481000	AWWSC Labor CAPX	CF	9300003465	10/31/2012	289.49

Kentucky American Water Company  
Case No. 2012-00520  
Response to PSC DR1, Item 31

Account	Description	Doc Type	Document Number	Posting Date	Amount
53481000	AWWSC Labor CAPX	CF	9300003465	10/31/2012	92.17
53481000	AWWSC Labor CAPX	CF	9300003466	10/31/2012	670.28
53481000	AWWSC Labor CAPX	CF	9300003466	10/31/2012	49.93
53481000	AWWSC Labor CAPX	CF	9300003467	10/31/2012	26.22
53481000	AWWSC Labor CAPX	CF	9300003468	10/31/2012	2,908.81
53481000	AWWSC Labor CAPX	CF	9300003468	10/31/2012	209.29
53481000	AWWSC Labor CAPX	CF	9300003469	10/31/2012	77.39
53481000	AWWSC Labor CAPX	CF	9300003470	10/31/2012	120.39
53481000	AWWSC Labor CAPX	CF	9300003471	10/31/2012	71.99
53481000	AWWSC Labor CAPX	CF	9300003472	10/31/2012	1,129.06
53481000	AWWSC Labor CAPX	CF	9300003489	10/31/2012	163.00
53481000	AWWSC Labor CAPX	CF	9300003490	10/31/2012	551.41
53481000	AWWSC Labor CAPX	CF	9300003491	10/31/2012	733.32
53481000	AWWSC Labor CAPX	CF	9300003492	10/31/2012	190.94
53481000	AWWSC Labor CAPX	CF	9300003493	10/31/2012	1,457.63
53481000	AWWSC Labor CAPX	CF	9300003497	10/31/2012	42.99
53481000	AWWSC Labor CAPX	CF	9300003498	10/31/2012	203.66
53481000	AWWSC Labor CAPX	CF	9300003499	10/31/2012	53.14
53481000	AWWSC Labor CAPX	CF	9300003500	10/31/2012	762.25
53481000	AWWSC Labor CAPX	CF	9300003500	10/31/2012	1.46
53481000	AWWSC Labor CAPX	CF	9300003501	10/31/2012	8,026.11
53481000	AWWSC Labor CAPX	CF	9300003501	10/31/2012	1,163.00
53481000	AWWSC Labor CAPX	CF	9300003502	10/31/2012	514.32
53481000	AWWSC Labor CAPX	CF	9300003503	10/31/2012	250.10
53481000	AWWSC Labor CAPX	CF	9300003504	10/31/2012	(40.16)
53481000	AWWSC Labor CAPX	CF	9300003505	10/31/2012	1,277.89
53481000	AWWSC Labor CAPX	CF	9300003506	10/31/2012	42,385.88
53481000	AWWSC Labor CAPX	CF	9300003507	10/31/2012	541.77
53481000	AWWSC Labor CAPX	CF	9300003510	10/31/2012	623.21
53481000	AWWSC Labor CAPX	CF	9300003512	10/31/2012	302.46
53481000	AWWSC Labor CAPX	CF	9300003514	10/31/2012	289.09
53481000	AWWSC Labor CAPX	CF	9300003516	10/31/2012	58.86
53481000	AWWSC Labor CAPX	CF	9300003518	10/31/2012	(61.89)
53481000	AWWSC Labor CAPX	CF	9300003520	10/31/2012	58.87
53481000	AWWSC Labor CAPX	CF	9300003522	10/31/2012	270.22
53481000	AWWSC Labor CAPX	CF	9300003523	10/31/2012	235.65
53481000	AWWSC Labor CAPX	CF	9300003525	10/31/2012	341.32
53481000	AWWSC Labor CAPX	CF	9300003525	10/31/2012	174.46
53481000	AWWSC Labor CAPX	CF	9300003527	10/31/2012	252.95
53481000	AWWSC Labor CAPX	CF	9300003529	10/31/2012	534.76
53481000	AWWSC Labor CAPX	CF	9300003531	10/31/2012	271.63
53481000	AWWSC Labor CAPX	CF	9300003533	10/31/2012	327.56
53481000	AWWSC Labor CAPX	CF	9300003537	10/31/2012	670.95
53481000	AWWSC Labor CAPX	CF	9300003539	10/31/2012	697.19
53481000	AWWSC Labor CAPX	CF	9300003541	10/31/2012	691.93
53481000	AWWSC Labor CAPX	CF	9300003543	10/31/2012	172.78
53481000	AWWSC Labor CAPX	CF	9300003545	10/31/2012	499.56
53481000	AWWSC Labor CAPX	CF	9300003547	10/31/2012	538.55
53481000	AWWSC Labor CAPX	CF	9300003549	10/31/2012	3,048.13
53481000	AWWSC Labor CAPX	CF	9300003549	10/31/2012	2,215.08
53481000	AWWSC Labor CAPX	CF	9300003552	10/31/2012	723.09
53481000	AWWSC Labor CAPX	CF	9300003552	10/31/2012	1,800.12
53481000	AWWSC Labor CAPX	CF	9300003554	10/31/2012	1,374.04
53481000	AWWSC Labor CAPX	CF	9300003554	10/31/2012	840.06
53481000	AWWSC Labor CAPX	CF	9300003556	10/31/2012	363.99
53481000	AWWSC Labor CAPX	CF	9300003558	10/31/2012	363.99
53481000	AWWSC Labor CAPX	CF	9300003560	10/31/2012	363.99
53481000	AWWSC Labor CAPX	CF	9300003562	10/31/2012	240.03
53481000	AWWSC Labor CAPX	CF	9300003564	10/31/2012	211.70
53481000	AWWSC Labor CAPX	CF	9300003566	10/31/2012	67.61
53481000	AWWSC Labor CAPX	CF	9300003568	10/31/2012	67.61
53481000	AWWSC Labor CAPX	CF	9300003570	10/31/2012	67.61
53481000	AWWSC Labor CAPX	CF	9300003592	10/31/2012	(92.06)
53481000	AWWSC Labor CAPX	CF	9300003593	10/31/2012	32.23
53481000	AWWSC Labor CAPX	CF	9300003605	10/31/2012	(18.02)
53481000	AWWSC Labor CAPX	CF	9300003606	10/31/2012	103.60
53481000	AWWSC Labor CAPX	CF	9300003622	10/31/2012	781.53
53481000	AWWSC Labor CAPX	CF	9300003624	10/31/2012	3,397.18
53481000	AWWSC Labor CAPX	CF	9300003624	10/31/2012	2,280.16
53481000	AWWSC Labor CAPX	CF	9300003625	10/31/2012	356.55
53481000	AWWSC Labor CAPX	CF	9300003628	10/31/2012	8,170.48
53481000	AWWSC Labor CAPX	CF	9300003628	10/31/2012	2,336.76
53481000	AWWSC Labor CAPX	CF	9300003629	10/31/2012	609.61
53481000	AWWSC Labor CAPX	CF	9300003630	10/31/2012	21.98
53481000	AWWSC Labor CAPX	CF	9300003631	10/31/2012	(3.57)
53481000	AWWSC Labor CAPX	CF	9300003633	10/31/2012	9.88
53481000	AWWSC Labor CAPX	CF	9300003634	10/31/2012	635.27

Kentucky American Water Company  
Case No. 2012-00520  
Response to PSC DR1, Item 31

Account	Description	Doc Type	Document Number	Posting Date	Amount
53481000	AWWSC Labor CAPX	CF	9300003635	10/31/2012	(3.57)
53481000	AWWSC Labor CAPX	CF	9300003637	10/31/2012	(6.26)
53481000	AWWSC Labor CAPX	CF	9300003638	10/31/2012	352.61
53481000	AWWSC Labor CAPX	CF	9300003641	10/31/2012	352.61
53481000	AWWSC Labor CAPX	CF	9300003643	10/31/2012	518.96
53481000	AWWSC Labor CAPX	CF	9300003643	10/31/2012	200.66
53481000	AWWSC Labor CAPX	CF	9300003645	10/31/2012	518.96
53481000	AWWSC Labor CAPX	CF	9300003647	10/31/2012	859.83
53481000	AWWSC Labor CAPX	CF	9300003649	10/31/2012	20.62
53481000	AWWSC Labor CAPX	CF	9300003650	10/31/2012	1,027.06
53481000	AWWSC Labor CAPX	CF	9300003652	10/31/2012	309.73
53481000	AWWSC Labor CAPX	CF	9300003654	10/31/2012	290.24
53481000	AWWSC Labor CAPX	CF	9300003656	10/31/2012	191.75
53481000	AWWSC Labor CAPX	CF	9300003658	10/31/2012	191.75
53481000	AWWSC Labor CAPX	CF	9300003660	10/31/2012	253.90
53481000	AWWSC Labor CAPX	CF	9300003662	10/31/2012	952.86
53481000	AWWSC Labor CAPX	CF	9300003662	10/31/2012	15.02
53481000	AWWSC Labor CAPX	CF	9300003664	10/31/2012	332.45
53481000	AWWSC Labor CAPX	CF	9300003666	10/31/2012	(290.58)
53481000	AWWSC Labor CAPX	CF	9300003667	10/31/2012	89.09
53481000	AWWSC Labor CAPX	CF	9300003667	10/31/2012	(6.90)
53481000	AWWSC Labor CAPX	CF	9300003670	10/31/2012	290.58
53481000	AWWSC Labor CAPX	CF	9300003673	10/31/2012	80.14
53481000	AWWSC Labor CAPX	CF	9300003675	10/31/2012	(253.26)
53481000	AWWSC Labor CAPX	CF	9300003675	10/31/2012	3.69
53481000	AWWSC Labor CAPX	CF	9300003677	10/31/2012	358.69
53481000	AWWSC Labor CAPX	CF	9300003677	10/31/2012	0.08
53481000	AWWSC Labor CAPX	CF	9300003679	10/31/2012	38.80
53481000	AWWSC Labor CAPX	CF	9300003681	10/31/2012	(3.57)
53481000	AWWSC Labor CAPX	CF	9300003682	10/31/2012	4.07
53481000	AWWSC Labor CAPX	CF	9300003683	10/31/2012	(10.84)
53481000	AWWSC Labor CAPX	CF	9300003683	10/31/2012	(3.99)
53481000	AWWSC Labor CAPX	CF	9300003685	10/31/2012	(3.59)
53481000	AWWSC Labor CAPX	CF	9300003686	10/31/2012	(3.57)
53481000	AWWSC Labor CAPX	CF	9300003687	10/31/2012	9.41
53481000	AWWSC Labor CAPX	CF	9300003689	10/31/2012	9.40
53481000	AWWSC Labor CAPX	CF	9300003690	10/31/2012	(3.57)
53481000	AWWSC Labor CAPX	CF	9300003692	10/31/2012	6.40
53481000	AWWSC Labor CAPX	CF	9300003694	10/31/2012	(3.57)
53481000	AWWSC Labor CAPX	CF	9300003702	10/31/2012	(28.96)
53481000	AWWSC Labor CAPX	CF	9300003704	10/31/2012	(7.24)
53481000	AWWSC Labor CAPX	CF	9300003706	10/31/2012	(4.83)
53481000	AWWSC Labor CAPX	CF	9300003709	10/31/2012	(10.43)
53481000	AWWSC Labor CAPX	CF	9300003709	10/31/2012	9.11
53481000	AWWSC Labor CAPX	CF	9300003712	10/31/2012	247.99
53481000	AWWSC Labor CAPX	CF	9300003714	10/31/2012	104.87
53481000	AWWSC Labor CAPX	CF	9300003716	10/31/2012	104.87
53481000	AWWSC Labor CAPX	CF	9300003719	10/31/2012	71.37
53481000	AWWSC Labor CAPX	CF	9300003719	10/31/2012	68.47
53481000	AWWSC Labor CAPX	CF	9300003721	10/31/2012	(74.68)
53481000	AWWSC Labor CAPX	CF	9300003723	10/31/2012	325.99
53481000	AWWSC Labor CAPX	CF	9300003725	10/31/2012	48.64
53481000	AWWSC Labor CAPX	CF	9300003726	10/31/2012	(12.72)
53481000	AWWSC Labor CAPX	CF	9300003726	10/31/2012	2.88
53481000	AWWSC Labor CAPX	CF	9300003729	10/31/2012	17.21
53481000	AWWSC Labor CAPX	CF	9300003730	10/31/2012	(53.53)
53481000	AWWSC Labor CAPX	CF	9300003730	10/31/2012	49.44
53481000	AWWSC Labor CAPX	CF	9300003732	10/31/2012	67.90
53481000	AWWSC Labor CAPX	CF	9300003734	10/31/2012	(250.55)
53481000	AWWSC Labor CAPX	CF	9300003736	10/31/2012	13.81
53481000	AWWSC Labor CAPX	CF	9300003737	10/31/2012	276.11
53481000	AWWSC Labor CAPX	CF	9300003739	10/31/2012	0.28
53481000	AWWSC Labor CAPX	CF	9300003740	10/31/2012	93.93
53481000	AWWSC Labor CAPX	CF	9300003747	10/31/2012	10.16
53481000	AWWSC Labor CAPX	CF	9300003749	10/31/2012	(6.66)
53481000	AWWSC Labor CAPX	CF	9300003750	10/31/2012	(6.66)
53481000	AWWSC Labor CAPX	CF	9300003753	10/31/2012	893.50
53481000	AWWSC Labor CAPX	CF	9300003754	10/31/2012	292.52
53481000	AWWSC Labor CAPX	CF	9300003755	10/31/2012	(6.66)
53481000	AWWSC Labor CAPX	CF	9300003756	10/31/2012	(14.14)
53481000	AWWSC Labor CAPX	CF	9300003758	10/31/2012	721.79
53481000	AWWSC Labor CAPX	CF	9300003760	10/31/2012	22.50
53481000	AWWSC Labor CAPX	CF	9300003761	10/31/2012	122.12
53481000	AWWSC Labor CAPX	CF	9300003762	10/31/2012	673.72
53481000	AWWSC Labor CAPX	CF	9300003763	10/31/2012	(44.28)
53481000	AWWSC Labor CAPX	CF	9300003765	10/31/2012	386.27
53481000	AWWSC Labor CAPX	CF	9300003766	10/31/2012	(16.88)

Kentucky American Water Company  
Case No. 2012-00520  
Response to PSC DR1, Item 31

Account	Description	Doc Type	Document Number	Posting Date	Amount
53481000	AWWSC Labor CAPX	CF	9300003767	10/31/2012	55.48
53481000	AWWSC Labor CAPX	CF	9300003769	10/31/2012	108.21
53481000	AWWSC Labor CAPX	CF	9300003771	10/31/2012	(51.71)
53481000	AWWSC Labor CAPX	CF	9300003773	10/31/2012	72.70
53481000	AWWSC Labor CAPX	CF	9300003775	10/31/2012	72.70
53481000	AWWSC Labor CAPX	CF	9300003777	10/31/2012	11.19
53481000	AWWSC Labor CAPX	CF	9300003778	10/31/2012	58.22
53481000	AWWSC Labor CAPX	CF	9300003779	10/31/2012	348.82
53481000	AWWSC Labor CAPX	CF	9300003781	10/31/2012	(63.67)
53481000	AWWSC Labor CAPX	CF	9300003783	10/31/2012	93.65
53481000	AWWSC Labor CAPX	CF	9300003785	10/31/2012	(653.28)
53481000	AWWSC Labor CAPX	CF	9300003787	10/31/2012	979.92
53481000	AWWSC Labor CAPX	CF	9300003788	10/31/2012	143.24
53481000	AWWSC Labor CAPX	CF	9300003789	10/31/2012	(108.52)
53481000	AWWSC Labor CAPX	CF	9300003790	10/31/2012	(558.05)
53481000	AWWSC Labor CAPX	CF	9300003792	10/31/2012	869.54
53481000	AWWSC Labor CAPX	CF	9300003793	10/31/2012	197.49
53481000	AWWSC Labor CAPX	CF	9300003794	10/31/2012	(276.71)
53481000	AWWSC Labor CAPX	CF	9300003795	10/31/2012	(32.55)
53481000	AWWSC Labor CAPX	CF	9300003796	10/31/2012	(79.67)
53481000	AWWSC Labor CAPX	CF	9300003797	10/31/2012	32.55
53481000	AWWSC Labor CAPX	CF	9300003798	10/31/2012	111.22
53481000	AWWSC Labor CAPX	CF	9300003799	10/31/2012	365.68
53481000	AWWSC Labor CAPX	CF	9300003800	10/31/2012	(230.59)
53481000	AWWSC Labor CAPX	CF	9300003801	10/31/2012	(79.64)
53481000	AWWSC Labor CAPX	CF	9300003803	10/31/2012	111.16
53481000	AWWSC Labor CAPX	CF	9300003804	10/31/2012	319.57
53481000	AWWSC Labor CAPX	CF	9300003805	10/31/2012	(122.07)
53481000	AWWSC Labor CAPX	CF	9300003806	10/31/2012	(1.70)
53481000	AWWSC Labor CAPX	CF	9300003807	10/31/2012	(32.55)
53481000	AWWSC Labor CAPX	CF	9300003808	10/31/2012	(743.60)
53481000	AWWSC Labor CAPX	CF	9300003809	10/31/2012	1,107.06
53481000	AWWSC Labor CAPX	CF	9300003810	10/31/2012	32.55
53481000	AWWSC Labor CAPX	CF	9300003811	10/31/2012	265.31
53481000	AWWSC Labor CAPX	CF	9300003812	10/31/2012	(544.16)
53481000	AWWSC Labor CAPX	CF	9300003813	10/31/2012	795.50
53481000	AWWSC Labor CAPX	CF	9300003814	10/31/2012	(544.16)
53481000	AWWSC Labor CAPX	CF	9300003815	10/31/2012	762.47
53481000	AWWSC Labor CAPX	CF	9300003816	10/31/2012	211.70
53481000	AWWSC Labor CAPX	CF	9300004013	10/31/2012	13,281.06
53481000	AWWSC Labor CAPX	CF	9300004014	10/31/2012	3,281.37
53481000	AWWSC Labor CAPX	CF	9300004086	10/31/2012	1.67
53481000	AWWSC Labor CAPX	CF	9300004088	10/31/2012	1.02
53481000	AWWSC Labor CAPX	CF	9300004089	10/31/2012	2.79
53481000	AWWSC Labor CAPX	CF	9300004090	10/31/2012	1.63
53481000	AWWSC Labor CAPX	CF	9300004090	10/31/2012	0.01
53481000	AWWSC Labor CAPX	CF	9300004091	10/31/2012	1.47
53481000	AWWSC Labor CAPX	CF	9300004091	10/31/2012	4.93
53481000	AWWSC Labor CAPX	CF	9300004091	10/31/2012	0.67
53481000	AWWSC Labor CAPX	CF	9300004091	10/31/2012	14.72
53481000	AWWSC Labor CAPX	CF	9300004092	10/31/2012	2.89
53481000	AWWSC Labor CAPX	CF	9300004092	10/31/2012	1.51
53481000	AWWSC Labor CAPX	CF	9300004092	10/31/2012	1.08
53481000	AWWSC Labor CAPX	CF	9300004093	10/31/2012	1.37
53481000	AWWSC Labor CAPX	CF	9300004094	10/31/2012	0.28
53481000	AWWSC Labor CAPX	CF	9300004094	10/31/2012	4.62
53481000	AWWSC Labor CAPX	CF	9300004094	10/31/2012	0.06
53481000	AWWSC Labor CAPX	CF	9300004094	10/31/2012	1.92
53481000	AWWSC Labor CAPX	CF	9300004094	10/31/2012	0.03
53481000	AWWSC Labor CAPX	CF	9300004095	10/31/2012	912.38
53481000	AWWSC Labor CAPX	CF	9300004095	10/31/2012	20.72
53481000	AWWSC Labor CAPX	CF	9300004096	10/31/2012	539.03
53481000	AWWSC Labor CAPX	CF	9300004096	10/31/2012	35.20
53481000	AWWSC Labor CAPX	CF	9300004096	10/31/2012	59.59
53481000	AWWSC Labor CAPX	CF	9300004097	10/31/2012	53.18
53481000	AWWSC Labor CAPX	CF	9300004097	10/31/2012	(67.78)
53481000	AWWSC Labor CAPX	CF	9300004097	10/31/2012	141.83
53481000	AWWSC Labor CAPX	CF	9300004097	10/31/2012	15.50
53481000	AWWSC Labor CAPX	CF	9300004097	10/31/2012	84.81
53481000	AWWSC Labor CAPX	CF	9300004098	10/31/2012	0.06
53481000	AWWSC Labor CAPX	CF	9300004098	10/31/2012	58.44
53481000	AWWSC Labor CAPX	CF	9300004099	10/31/2012	(6.00)
53481000	AWWSC Labor CAPX	CF	9300004099	10/31/2012	71.67
53481000	AWWSC Labor CAPX	CF	9300004099	10/31/2012	110.04
53481000	AWWSC Labor CAPX	CF	9300004099	10/31/2012	223.15
53481000	AWWSC Labor CAPX	CF	9300004101	10/31/2012	(63.23)
53481000	AWWSC Labor CAPX	CF	9300004101	10/31/2012	(128.24)

Kentucky American Water Company  
Case No. 2012-00520  
Response to PSC DR1, Item 31

Account	Description	Doc Type	Document Number	Posting Date	Amount
53481000	AWWSC Labor CAPX	CF	9300004102	10/31/2012	40.55
53481000	AWWSC Labor CAPX	CF	9300004102	10/31/2012	82.24
53481000	AWWSC Labor CAPX	CF	9300004103	10/31/2012	(16.14)
53481000	AWWSC Labor CAPX	CF	9300004103	10/31/2012	225.04
53481000	AWWSC Labor CAPX	CF	9300004103	10/31/2012	(32.73)
53481000	AWWSC Labor CAPX	CF	9300004103	10/31/2012	456.38
53481000	AWWSC Labor CAPX	CF	9300004104	10/31/2012	279.27
53481000	AWWSC Labor CAPX	CF	9300004104	10/31/2012	566.36
53481000	AWWSC Labor CAPX	CF	9300004105	10/31/2012	2.29
53481000	AWWSC Labor CAPX	CF	9300004105	10/31/2012	0.01
53481000	AWWSC Labor CAPX	CF	9300004105	10/31/2012	0.56
53481000	AWWSC Labor CAPX	CF	9300004105	10/31/2012	0.38
53481000	AWWSC Labor CAPX	CF	9300004105	10/31/2012	0.02
53481000	AWWSC Labor CAPX	CF	9300004106	10/31/2012	0.48
53481000	AWWSC Labor CAPX	CF	9300004106	10/31/2012	0.35
53481000	AWWSC Labor CAPX	CF	9300004106	10/31/2012	0.01
53481000	AWWSC Labor CAPX	CF	9300004107	10/31/2012	0.43
53481000	AWWSC Labor CAPX	CF	9300004107	10/31/2012	0.03
53481000	AWWSC Labor CAPX	CF	9300004107	10/31/2012	0.38
53481000	AWWSC Labor CAPX	CF	9300004107	10/31/2012	0.01
53481000	AWWSC Labor CAPX	CF	9300004108	10/31/2012	0.07
53481000	AWWSC Labor CAPX	CF	9300004109	10/31/2012	0.18
53481000	AWWSC Labor CAPX	CF	9300004109	10/31/2012	0.01
53481000	AWWSC Labor CAPX	CF	9300004110	10/31/2012	1.59
53481000	AWWSC Labor CAPX	CF	9300004110	10/31/2012	0.32
53481000	AWWSC Labor CAPX	CF	9300004110	10/31/2012	0.05
53481000	AWWSC Labor CAPX	CF	9300004112	10/31/2012	0.01
53481000	AWWSC Labor CAPX	CF	9300004113	10/31/2012	(0.03)
53481000	AWWSC Labor CAPX	CF	9300004113	10/31/2012	0.01
53481000	AWWSC Labor CAPX	CF	9300004114	10/31/2012	(0.05)
53481000	AWWSC Labor CAPX	CF	9300004114	10/31/2012	(0.03)
53481000	AWWSC Labor CAPX	CF	9300004116	10/31/2012	0.11
53481000	AWWSC Labor CAPX	CF	9300004116	10/31/2012	0.19
53481000	AWWSC Labor CAPX	CF	9300004117	10/31/2012	0.02
53481000	AWWSC Labor CAPX	CF	9300004118	10/31/2012	(0.10)
53481000	AWWSC Labor CAPX	CF	9300004118	10/31/2012	0.01
53481000	AWWSC Labor CAPX	CF	9300004119	10/31/2012	0.67
53481000	AWWSC Labor CAPX	CF	9300004119	10/31/2012	(0.13)
53481000	AWWSC Labor CAPX	CF	9300004122	10/31/2012	276.35
53481000	AWWSC Labor CAPX	CF	9300004137	10/31/2012	69.43
53481000	AWWSC Labor CAPX	CF	9300004138	10/31/2012	20.77
53481000	AWWSC Labor CAPX	CF	9300004146	10/31/2012	264.76
53481000	AWWSC Labor CAPX	CF	9300004151	10/31/2012	199.14
53481000	AWWSC Labor CAPX	CF	9300004158	10/31/2012	18,943.91
53481000	AWWSC Labor CAPX	CF	9300004159	10/31/2012	14,853.25
53481000	AWWSC Labor CAPX	CF	9300004170	10/31/2012	179.50
53481000	AWWSC Labor CAPX	CF	9300004178	10/31/2012	(58.64)
53481000	AWWSC Labor CAPX	CF	9300004185	10/31/2012	616.89
53481000	AWWSC Labor CAPX	CF	9300004186	10/31/2012	196.20
53481000	AWWSC Labor CAPX	CF	9300004186	10/31/2012	117.43
53481000	AWWSC Labor CAPX	CF	9300004186	10/31/2012	15.40
53481000	AWWSC Labor CAPX	CF	9300004186	10/31/2012	172.77
53481000	AWWSC Labor CAPX	CF	9300004186	10/31/2012	(19.70)
53481000	AWWSC Labor CAPX	CF	9300004186	10/31/2012	4.75
53481000	AWWSC Labor CAPX	CF	9300004187	10/31/2012	178.31
53481000	AWWSC Labor CAPX	CF	9300004187	10/31/2012	(72.77)
53481000	AWWSC Labor CAPX	CF	9300004187	10/31/2012	29.03
53481000	AWWSC Labor CAPX	UT	9300004205	10/31/2012	(42,927.65)
53481000	AWWSC Labor CAPX	UT	9300004205	10/31/2012	(1,976.05)
53481000	AWWSC Labor CAPX	UT	9300004203	10/31/2012	(21,378.71)
53481000	AWWSC Labor CAPX	UT	9300004203	10/31/2012	(1,797.71)
53481000	AWWSC Labor CAPX	UZ	2000000387	10/31/2012	(16,562.43)
53481000	AWWSC Labor CAPX	UZ	2000000394	10/31/2012	160.97
53481000	AWWSC Labor CAPX	UZ	2000000398	10/31/2012	(1,328.13)
53481000	AWWSC Labor CAPX	UZ	2000000385	10/31/2012	(72.70)
53481000	AWWSC Labor CAPX	UZ	2000000396	10/31/2012	(89.03)
53481000	AWWSC Labor CAPX	UZ	2000000396	10/31/2012	0.15
53481000	AWWSC Labor CAPX	UZ	2000000385	10/31/2012	(72.70)
53481000	AWWSC Labor CAPX	UZ	2000000393	10/31/2012	0.15
53481000	AWWSC Labor CAPX	UZ	2000000396	10/31/2012	(89.03)
53481000	AWWSC Labor CAPX	UZ	2000000385	10/31/2012	18.02
53481000	AWWSC Labor CAPX	UZ	2000000385	10/31/2012	(103.60)
53481000	AWWSC Labor CAPX	UZ	2000000394	10/31/2012	0.15
53481000	AWWSC Labor CAPX	UZ	2000000396	10/31/2012	(89.03)
53481000	AWWSC Labor CAPX	UZ	2000000385	10/31/2012	(93.65)
53481000	AWWSC Labor CAPX	UZ	2000000393	10/31/2012	0.15
53481000	AWWSC Labor CAPX	UZ	2000000398	10/31/2012	(89.03)

Kentucky American Water Company  
Case No. 2012-00520  
Response to PSC DR1, Item 31

Account	Description	Doc Type	Document Number	Posting Date	Amount
53481000	AWWSC Labor CAPX	UZ	2000000387	10/31/2012	51.71
53481000	AWWSC Labor CAPX	UZ	2000000387	10/31/2012	(108.21)
53481000	AWWSC Labor CAPX	UZ	2000000393	10/31/2012	0.15
53481000	AWWSC Labor CAPX	UZ	2000000394	10/31/2012	(89.03)
53481000	AWWSC Labor CAPX	UZ	2000000387	10/31/2012	(55.48)
53481000	AWWSC Labor CAPX	UZ	2000000385	10/31/2012	(69.41)
53481000	AWWSC Labor CAPX	UZ	2000000396	10/31/2012	(89.03)
53481000	AWWSC Labor CAPX	UZ	2000000398	10/31/2012	0.15
53481000	AWWSC Labor CAPX	UZ	2000000385	10/31/2012	(348.82)
53481000	AWWSC Labor CAPX	UZ	2000000394	10/31/2012	0.45
53481000	AWWSC Labor CAPX	UZ	2000000394	10/31/2012	(267.06)
53481000	AWWSC Labor CAPX	UZ	2000000387	10/31/2012	63.67
53481000	AWWSC Labor CAPX	UZ	2000000385	10/31/2012	(721.79)
53481000	AWWSC Labor CAPX	UZ	2000000394	10/31/2012	(534.12)
53481000	AWWSC Labor CAPX	UZ	2000000396	10/31/2012	0.90
53481000	AWWSC Labor CAPX	UZ	2000000385	10/31/2012	(1,186.02)
53481000	AWWSC Labor CAPX	UZ	2000000393	10/31/2012	1.50
53481000	AWWSC Labor CAPX	UZ	2000000394	10/31/2012	(890.21)
53481000	AWWSC Labor CAPX	UZ	2000000385	10/31/2012	16.88
53481000	AWWSC Labor CAPX	UZ	2000000385	10/31/2012	(386.27)
53481000	AWWSC Labor CAPX	UZ	2000000394	10/31/2012	0.45
53481000	AWWSC Labor CAPX	UZ	2000000396	10/31/2012	(267.06)
53481000	AWWSC Labor CAPX	UZ	2000000385	10/31/2012	20.80
53481000	AWWSC Labor CAPX	UZ	2000000385	10/31/2012	13.32
53481000	AWWSC Labor CAPX	UZ	2000000385	10/31/2012	44.28
53481000	AWWSC Labor CAPX	UZ	2000000385	10/31/2012	(818.34)
53481000	AWWSC Labor CAPX	UZ	2000000394	10/31/2012	0.75
53481000	AWWSC Labor CAPX	UZ	2000000398	10/31/2012	(450.12)
53481000	AWWSC Labor CAPX	UZ	2000000387	10/31/2012	(10.16)
53481000	AWWSC Labor CAPX	UZ	2000000387	10/31/2012	(289.92)
53481000	AWWSC Labor CAPX	UZ	2000000394	10/31/2012	(178.75)
53481000	AWWSC Labor CAPX	UZ	2000000396	10/31/2012	0.32
53481000	AWWSC Labor CAPX	UZ	2000000385	10/31/2012	(94.21)
53481000	AWWSC Labor CAPX	UZ	2000000396	10/31/2012	0.15
53481000	AWWSC Labor CAPX	UZ	2000000396	10/31/2012	(89.03)
53481000	AWWSC Labor CAPX	UZ	2000000385	10/31/2012	250.55
53481000	AWWSC Labor CAPX	UZ	2000000387	10/31/2012	(67.90)
53481000	AWWSC Labor CAPX	UZ	2000000396	10/31/2012	0.15
53481000	AWWSC Labor CAPX	UZ	2000000398	10/31/2012	(89.03)
53481000	AWWSC Labor CAPX	UZ	2000000385	10/31/2012	(2.88)
53481000	AWWSC Labor CAPX	UZ	2000000387	10/31/2012	12.72
53481000	AWWSC Labor CAPX	UZ	2000000385	10/31/2012	(48.64)
53481000	AWWSC Labor CAPX	UZ	2000000385	10/31/2012	(66.65)
53481000	AWWSC Labor CAPX	UZ	2000000387	10/31/2012	53.53
53481000	AWWSC Labor CAPX	UZ	2000000393	10/31/2012	0.02
53481000	AWWSC Labor CAPX	UZ	2000000396	10/31/2012	(0.71)
53481000	AWWSC Labor CAPX	UZ	2000000387	10/31/2012	(325.99)
53481000	AWWSC Labor CAPX	UZ	2000000394	10/31/2012	0.45
53481000	AWWSC Labor CAPX	UZ	2000000396	10/31/2012	(267.06)
53481000	AWWSC Labor CAPX	UZ	2000000385	10/31/2012	74.68
53481000	AWWSC Labor CAPX	UZ	2000000387	10/31/2012	(139.84)
53481000	AWWSC Labor CAPX	UZ	2000000394	10/31/2012	(89.03)
53481000	AWWSC Labor CAPX	UZ	2000000396	10/31/2012	0.15
53481000	AWWSC Labor CAPX	UZ	2000000385	10/31/2012	(104.87)
53481000	AWWSC Labor CAPX	UZ	2000000396	10/31/2012	0.15
53481000	AWWSC Labor CAPX	UZ	2000000398	10/31/2012	(89.03)
53481000	AWWSC Labor CAPX	UZ	2000000385	10/31/2012	(104.87)
53481000	AWWSC Labor CAPX	UZ	2000000393	10/31/2012	0.15
53481000	AWWSC Labor CAPX	UZ	2000000394	10/31/2012	(89.03)
53481000	AWWSC Labor CAPX	UZ	2000000385	10/31/2012	(247.99)
53481000	AWWSC Labor CAPX	UZ	2000000396	10/31/2012	(178.04)
53481000	AWWSC Labor CAPX	UZ	2000000396	10/31/2012	0.30
53481000	AWWSC Labor CAPX	UZ	2000000387	10/31/2012	(9.11)
53481000	AWWSC Labor CAPX	UZ	2000000387	10/31/2012	10.43
53481000	AWWSC Labor CAPX	UZ	2000000387	10/31/2012	4.83
53481000	AWWSC Labor CAPX	UZ	2000000385	10/31/2012	7.24
53481000	AWWSC Labor CAPX	UZ	2000000385	10/31/2012	28.96
53481000	AWWSC Labor CAPX	UZ	2000000385	10/31/2012	(6.40)
53481000	AWWSC Labor CAPX	UZ	2000000385	10/31/2012	3.57
53481000	AWWSC Labor CAPX	UZ	2000000385	10/31/2012	(9.40)
53481000	AWWSC Labor CAPX	UZ	2000000387	10/31/2012	3.57
53481000	AWWSC Labor CAPX	UZ	2000000385	10/31/2012	(9.41)
53481000	AWWSC Labor CAPX	UZ	2000000385	10/31/2012	3.57
53481000	AWWSC Labor CAPX	UZ	2000000385	10/31/2012	(4.07)
53481000	AWWSC Labor CAPX	UZ	2000000387	10/31/2012	18.42
53481000	AWWSC Labor CAPX	UZ	2000000385	10/31/2012	3.57
53481000	AWWSC Labor CAPX	UZ	2000000385	10/31/2012	(38.80)

Kentucky American Water Company  
Case No. 2012-00520  
Response to PSC DR1, Item 31

Account	Description	Doc Type	Document Number	Posting Date	Amount
53481000	AWWSC Labor CAPX	UZ	2000000385	10/31/2012	(358.77)
53481000	AWWSC Labor CAPX	UZ	2000000394	10/31/2012	(267.06)
53481000	AWWSC Labor CAPX	UZ	2000000396	10/31/2012	0.45
53481000	AWWSC Labor CAPX	UZ	2000000387	10/31/2012	253.26
53481000	AWWSC Labor CAPX	UZ	2000000387	10/31/2012	(3.69)
53481000	AWWSC Labor CAPX	UZ	2000000385	10/31/2012	(80.14)
53481000	AWWSC Labor CAPX	UZ	2000000393	10/31/2012	(89.03)
53481000	AWWSC Labor CAPX	UZ	2000000396	10/31/2012	0.15
53481000	AWWSC Labor CAPX	UZ	2000000385	10/31/2012	(332.45)
53481000	AWWSC Labor CAPX	UZ	2000000396	10/31/2012	0.45
53481000	AWWSC Labor CAPX	UZ	2000000396	10/31/2012	(267.06)
53481000	AWWSC Labor CAPX	UZ	2000000387	10/31/2012	297.48
53481000	AWWSC Labor CAPX	UZ	2000000387	10/31/2012	(379.67)
53481000	AWWSC Labor CAPX	UZ	2000000393	10/31/2012	0.15
53481000	AWWSC Labor CAPX	UZ	2000000396	10/31/2012	(89.03)
53481000	AWWSC Labor CAPX	UZ	2000000385	10/31/2012	(967.88)
53481000	AWWSC Labor CAPX	UZ	2000000394	10/31/2012	1.20
53481000	AWWSC Labor CAPX	UZ	2000000394	10/31/2012	(712.16)
53481000	AWWSC Labor CAPX	UZ	2000000385	10/31/2012	(253.90)
53481000	AWWSC Labor CAPX	UZ	2000000396	10/31/2012	0.30
53481000	AWWSC Labor CAPX	UZ	2000000396	10/31/2012	(178.04)
53481000	AWWSC Labor CAPX	UZ	2000000385	10/31/2012	(191.75)
53481000	AWWSC Labor CAPX	UZ	2000000394	10/31/2012	(178.04)
53481000	AWWSC Labor CAPX	UZ	2000000396	10/31/2012	0.30
53481000	AWWSC Labor CAPX	UZ	2000000387	10/31/2012	(191.75)
53481000	AWWSC Labor CAPX	UZ	2000000393	10/31/2012	0.30
53481000	AWWSC Labor CAPX	UZ	2000000396	10/31/2012	(178.04)
53481000	AWWSC Labor CAPX	UZ	2000000385	10/31/2012	(290.24)
53481000	AWWSC Labor CAPX	UZ	2000000393	10/31/2012	(178.04)
53481000	AWWSC Labor CAPX	UZ	2000000394	10/31/2012	0.30
53481000	AWWSC Labor CAPX	UZ	2000000385	10/31/2012	(309.73)
53481000	AWWSC Labor CAPX	UZ	2000000394	10/31/2012	0.45
53481000	AWWSC Labor CAPX	UZ	2000000396	10/31/2012	(267.06)
53481000	AWWSC Labor CAPX	UZ	2000000385	10/31/2012	(1,047.68)
53481000	AWWSC Labor CAPX	UZ	2000000394	10/31/2012	(804.35)
53481000	AWWSC Labor CAPX	UZ	2000000396	10/31/2012	1.69
53481000	AWWSC Labor CAPX	UZ	2000000387	10/31/2012	(859.83)
53481000	AWWSC Labor CAPX	UZ	2000000393	10/31/2012	1.05
53481000	AWWSC Labor CAPX	UZ	2000000394	10/31/2012	(623.14)
53481000	AWWSC Labor CAPX	UZ	2000000385	10/31/2012	(518.96)
53481000	AWWSC Labor CAPX	UZ	2000000393	10/31/2012	0.60
53481000	AWWSC Labor CAPX	UZ	2000000396	10/31/2012	(356.09)
53481000	AWWSC Labor CAPX	UZ	2000000387	10/31/2012	(719.62)
53481000	AWWSC Labor CAPX	UZ	2000000396	10/31/2012	0.60
53481000	AWWSC Labor CAPX	UZ	2000000396	10/31/2012	(356.09)
53481000	AWWSC Labor CAPX	UZ	2000000385	10/31/2012	(352.61)
53481000	AWWSC Labor CAPX	UZ	2000000394	10/31/2012	0.45
53481000	AWWSC Labor CAPX	UZ	2000000396	10/31/2012	(267.06)
53481000	AWWSC Labor CAPX	UZ	2000000387	10/31/2012	(352.61)
53481000	AWWSC Labor CAPX	UZ	2000000394	10/31/2012	0.45
53481000	AWWSC Labor CAPX	UZ	2000000394	10/31/2012	(267.06)
53481000	AWWSC Labor CAPX	UZ	2000000385	10/31/2012	(645.15)
53481000	AWWSC Labor CAPX	UZ	2000000385	10/31/2012	9.83
53481000	AWWSC Labor CAPX	UZ	2000000394	10/31/2012	0.75
53481000	AWWSC Labor CAPX	UZ	2000000396	10/31/2012	(445.10)
53481000	AWWSC Labor CAPX	UZ	2000000385	10/31/2012	3.57
53481000	AWWSC Labor CAPX	UZ	2000000385	10/31/2012	(631.59)
53481000	AWWSC Labor CAPX	UZ	2000000394	10/31/2012	0.75
53481000	AWWSC Labor CAPX	UZ	2000000396	10/31/2012	(445.10)
53481000	AWWSC Labor CAPX	UZ	2000000385	10/31/2012	(10,507.24)
53481000	AWWSC Labor CAPX	UZ	2000000393	10/31/2012	10.34
53481000	AWWSC Labor CAPX	UZ	2000000396	10/31/2012	(6,142.39)
53481000	AWWSC Labor CAPX	UZ	2000000387	10/31/2012	(6,033.89)
53481000	AWWSC Labor CAPX	UZ	2000000394	10/31/2012	(2,848.65)
53481000	AWWSC Labor CAPX	UZ	2000000396	10/31/2012	4.80
53481000	AWWSC Labor CAPX	UZ	2000000385	10/31/2012	(781.53)
53481000	AWWSC Labor CAPX	UZ	2000000393	10/31/2012	1.05
53481000	AWWSC Labor CAPX	UZ	2000000396	10/31/2012	(623.14)
53481000	AWWSC Labor CAPX	UZ	2000000385	10/31/2012	92.06
53481000	AWWSC Labor CAPX	UZ	2000000385	10/31/2012	(32.23)
53481000	AWWSC Labor CAPX	UZ	2000000387	10/31/2012	(302.46)
53481000	AWWSC Labor CAPX	UZ	2000000394	10/31/2012	(267.06)
53481000	AWWSC Labor CAPX	UZ	2000000396	10/31/2012	0.45
53481000	AWWSC Labor CAPX	UZ	2000000385	10/31/2012	(670.95)
53481000	AWWSC Labor CAPX	UZ	2000000396	10/31/2012	(534.12)
53481000	AWWSC Labor CAPX	UZ	2000000396	10/31/2012	0.90
53481000	AWWSC Labor CAPX	UZ	2000000385	10/31/2012	(289.09)

Kentucky American Water Company  
Case No. 2012-00520  
Response to PSC DR1, Item 31

Account	Description	Doc Type	Document Number	Posting Date	Amount
53481000	AWWSC Labor CAPX	UZ	2000000393	10/31/2012	(178.04)
53481000	AWWSC Labor CAPX	UZ	2000000396	10/31/2012	0.30
53481000	AWWSC Labor CAPX	UZ	2000000387	10/31/2012	(240.03)
53481000	AWWSC Labor CAPX	UZ	2000000394	10/31/2012	(178.04)
53481000	AWWSC Labor CAPX	UZ	2000000394	10/31/2012	0.30
53481000	AWWSC Labor CAPX	UZ	2000000385	10/31/2012	(363.99)
53481000	AWWSC Labor CAPX	UZ	2000000394	10/31/2012	(267.06)
53481000	AWWSC Labor CAPX	UZ	2000000396	10/31/2012	0.45
53481000	AWWSC Labor CAPX	UZ	2000000385	10/31/2012	(363.99)
53481000	AWWSC Labor CAPX	UZ	2000000396	10/31/2012	0.45
53481000	AWWSC Labor CAPX	UZ	2000000396	10/31/2012	(267.06)
53481000	AWWSC Labor CAPX	UZ	2000000385	10/31/2012	(363.99)
53481000	AWWSC Labor CAPX	UZ	2000000396	10/31/2012	(267.06)
53481000	AWWSC Labor CAPX	UZ	2000000398	10/31/2012	0.45
53481000	AWWSC Labor CAPX	UZ	2000000384	10/31/2012	(2,214.10)
53481000	AWWSC Labor CAPX	UZ	2000000394	10/31/2012	1.80
53481000	AWWSC Labor CAPX	UZ	2000000396	10/31/2012	(1,068.25)
53481000	AWWSC Labor CAPX	UZ	2000000387	10/31/2012	(2,523.21)
53481000	AWWSC Labor CAPX	UZ	2000000394	10/31/2012	0.90
53481000	AWWSC Labor CAPX	UZ	2000000394	10/31/2012	(534.12)
53481000	AWWSC Labor CAPX	UZ	2000000385	10/31/2012	(5,263.21)
53481000	AWWSC Labor CAPX	UZ	2000000394	10/31/2012	3.90
53481000	AWWSC Labor CAPX	UZ	2000000394	10/31/2012	(2,314.53)
53481000	AWWSC Labor CAPX	UZ	2000000385	10/31/2012	(538.55)
53481000	AWWSC Labor CAPX	UZ	2000000394	10/31/2012	0.75
53481000	AWWSC Labor CAPX	UZ	2000000396	10/31/2012	(445.10)
53481000	AWWSC Labor CAPX	UZ	2000000387	10/31/2012	(499.56)
53481000	AWWSC Labor CAPX	UZ	2000000394	10/31/2012	(356.09)
53481000	AWWSC Labor CAPX	UZ	2000000394	10/31/2012	0.60
53481000	AWWSC Labor CAPX	UZ	2000000385	10/31/2012	(172.78)
53481000	AWWSC Labor CAPX	UZ	2000000393	10/31/2012	0.15
53481000	AWWSC Labor CAPX	UZ	2000000396	10/31/2012	(89.03)
53481000	AWWSC Labor CAPX	UZ	2000000386	10/31/2012	(327.56)
53481000	AWWSC Labor CAPX	UZ	2000000394	10/31/2012	0.45
53481000	AWWSC Labor CAPX	UZ	2000000396	10/31/2012	(267.06)
53481000	AWWSC Labor CAPX	UZ	2000000385	10/31/2012	(271.63)
53481000	AWWSC Labor CAPX	UZ	2000000393	10/31/2012	0.30
53481000	AWWSC Labor CAPX	UZ	2000000394	10/31/2012	(178.04)
53481000	AWWSC Labor CAPX	UZ	2000000385	10/31/2012	(534.76)
53481000	AWWSC Labor CAPX	UZ	2000000394	10/31/2012	0.75
53481000	AWWSC Labor CAPX	UZ	2000000394	10/31/2012	(445.10)
53481000	AWWSC Labor CAPX	UZ	2000000385	10/31/2012	(691.93)
53481000	AWWSC Labor CAPX	UZ	2000000396	10/31/2012	(534.12)
53481000	AWWSC Labor CAPX	UZ	2000000396	10/31/2012	0.90
53481000	AWWSC Labor CAPX	UZ	2000000385	10/31/2012	(252.95)
53481000	AWWSC Labor CAPX	UZ	2000000393	10/31/2012	0.30
53481000	AWWSC Labor CAPX	UZ	2000000396	10/31/2012	(178.04)
53481000	AWWSC Labor CAPX	UZ	2000000385	10/31/2012	(515.78)
53481000	AWWSC Labor CAPX	UZ	2000000394	10/31/2012	0.45
53481000	AWWSC Labor CAPX	UZ	2000000396	10/31/2012	(267.06)
53481000	AWWSC Labor CAPX	UZ	2000000387	10/31/2012	(235.65)
53481000	AWWSC Labor CAPX	UZ	2000000394	10/31/2012	0.30
53481000	AWWSC Labor CAPX	UZ	2000000394	10/31/2012	(178.04)
53481000	AWWSC Labor CAPX	UZ	2000000385	10/31/2012	(270.22)
53481000	AWWSC Labor CAPX	UZ	2000000393	10/31/2012	(178.04)
53481000	AWWSC Labor CAPX	UZ	2000000396	10/31/2012	0.30
53481000	AWWSC Labor CAPX	UZ	2000000387	10/31/2012	(58.87)
53481000	AWWSC Labor CAPX	UZ	2000000386	10/31/2012	61.89
53481000	AWWSC Labor CAPX	UZ	2000000385	10/31/2012	(58.86)
53481000	AWWSC Labor CAPX	UZ	2000000387	10/31/2012	(67.61)
53481000	AWWSC Labor CAPX	UZ	2000000394	10/31/2012	0.15
53481000	AWWSC Labor CAPX	UZ	2000000396	10/31/2012	(89.03)
53481000	AWWSC Labor CAPX	UZ	2000000385	10/31/2012	(67.61)
53481000	AWWSC Labor CAPX	UZ	2000000393	10/31/2012	0.15
53481000	AWWSC Labor CAPX	UZ	2000000394	10/31/2012	(89.03)
53481000	AWWSC Labor CAPX	UZ	2000000385	10/31/2012	(67.61)
53481000	AWWSC Labor CAPX	UZ	2000000394	10/31/2012	(89.03)
53481000	AWWSC Labor CAPX	UZ	2000000394	10/31/2012	0.15
53481000	AWWSC Labor CAPX	UZ	2000000387	10/31/2012	(211.70)
53481000	AWWSC Labor CAPX	UZ	2000000393	10/31/2012	0.30
53481000	AWWSC Labor CAPX	UZ	2000000394	10/31/2012	(178.04)
53481000	AWWSC Labor CAPX	UZ	2000000385	10/31/2012	(211.70)
53481000	AWWSC Labor CAPX	UZ	2000000393	10/31/2012	0.30
53481000	AWWSC Labor CAPX	UZ	2000000394	10/31/2012	(178.04)
53481000	AWWSC Labor CAPX	UZ	2000000387	10/31/2012	(697.19)
53481000	AWWSC Labor CAPX	UZ	2000000393	10/31/2012	(534.12)
53481000	AWWSC Labor CAPX	UZ	2000000396	10/31/2012	0.90



Kentucky American Water Company  
Case No. 2012-00520  
Response to PSC DR1, Item 31

Account	Description	Doc Type	Document Number	Posting Date	Amount
53481000	AWWSC Labor CAPX	UZ	2000000385	10/31/2012	(623.21)
53481000	AWWSC Labor CAPX	UZ	2000000394	10/31/2012	0.75
53481000	AWWSC Labor CAPX	UZ	2000000396	10/31/2012	(445.10)
53481000	AWWSC Labor CAPX	UZ	2000000385	10/31/2012	544.16
53481000	AWWSC Labor CAPX	UZ	2000000385	10/31/2012	(762.47)
53481000	AWWSC Labor CAPX	UZ	2000000393	10/31/2012	0.90
53481000	AWWSC Labor CAPX	UZ	2000000394	10/31/2012	(534.12)
53481000	AWWSC Labor CAPX	UZ	2000000384	10/31/2012	(795.50)
53481000	AWWSC Labor CAPX	UZ	2000000385	10/31/2012	544.16
53481000	AWWSC Labor CAPX	UZ	2000000396	10/31/2012	(623.14)
53481000	AWWSC Labor CAPX	UZ	2000000396	10/31/2012	1.05
53481000	AWWSC Labor CAPX	UZ	2000000385	10/31/2012	(1,404.92)
53481000	AWWSC Labor CAPX	UZ	2000000385	10/31/2012	899.92
53481000	AWWSC Labor CAPX	UZ	2000000394	10/31/2012	(1,068.25)
53481000	AWWSC Labor CAPX	UZ	2000000396	10/31/2012	1.80
53481000	AWWSC Labor CAPX	UZ	2000000385	10/31/2012	(430.73)
53481000	AWWSC Labor CAPX	UZ	2000000385	10/31/2012	310.23
53481000	AWWSC Labor CAPX	UZ	2000000394	10/31/2012	(356.09)
53481000	AWWSC Labor CAPX	UZ	2000000396	10/31/2012	0.60
53481000	AWWSC Labor CAPX	UZ	2000000385	10/31/2012	388.93
53481000	AWWSC Labor CAPX	UZ	2000000385	10/31/2012	(509.45)
53481000	AWWSC Labor CAPX	UZ	2000000394	10/31/2012	(356.09)
53481000	AWWSC Labor CAPX	UZ	2000000394	10/31/2012	0.60
53481000	AWWSC Labor CAPX	UZ	2000000385	10/31/2012	(1,067.03)
53481000	AWWSC Labor CAPX	UZ	2000000387	10/31/2012	666.57
53481000	AWWSC Labor CAPX	UZ	2000000396	10/31/2012	1.35
53481000	AWWSC Labor CAPX	UZ	2000000396	10/31/2012	(801.18)
53481000	AWWSC Labor CAPX	UZ	2000000385	10/31/2012	(1,123.16)
53481000	AWWSC Labor CAPX	UZ	2000000385	10/31/2012	653.28
53481000	AWWSC Labor CAPX	UZ	2000000394	10/31/2012	(890.21)
53481000	AWWSC Labor CAPX	UZ	2000000396	10/31/2012	1.50
53481100	AWWSC Pension CAPX	CF	9300004086	10/31/2012	1.92
53481100	AWWSC Pension CAPX	CF	9300004087	10/31/2012	3.88
53481100	AWWSC Pension CAPX	CF	9300004087	10/31/2012	1.93
53481100	AWWSC Pension CAPX	CF	9300004087	10/31/2012	4.49
53481100	AWWSC Pension CAPX	CF	9300004087	10/31/2012	0.87
53481100	AWWSC Pension CAPX	CF	9300004088	10/31/2012	4.38
53481100	AWWSC Pension CAPX	CF	9300004088	10/31/2012	1.35
53481100	AWWSC Pension CAPX	CF	9300004088	10/31/2012	3.30
53481100	AWWSC Pension CAPX	CF	9300004089	10/31/2012	0.93
53481100	AWWSC Pension CAPX	CF	9300004089	10/31/2012	2.00
53481100	AWWSC Pension CAPX	CF	9300004090	10/31/2012	2.59
53481100	AWWSC Pension CAPX	CF	9300004090	10/31/2012	0.58
53481100	AWWSC Pension CAPX	CF	9300004091	10/31/2012	5.15
53481100	AWWSC Pension CAPX	CF	9300004091	10/31/2012	2.42
53481100	AWWSC Pension CAPX	CF	9300004091	10/31/2012	3.13
53481100	AWWSC Pension CAPX	CF	9300004092	10/31/2012	2.69
53481100	AWWSC Pension CAPX	CF	9300004092	10/31/2012	1.26
53481100	AWWSC Pension CAPX	CF	9300004092	10/31/2012	1.34
53481100	AWWSC Pension CAPX	CF	9300004093	10/31/2012	0.51
53481100	AWWSC Pension CAPX	CF	9300004093	10/31/2012	6.35
53481100	AWWSC Pension CAPX	CF	9300004094	10/31/2012	7.17
53481100	AWWSC Pension CAPX	CF	9300004094	10/31/2012	1.09
53481100	AWWSC Pension CAPX	CF	9300004095	10/31/2012	64.36
53481100	AWWSC Pension CAPX	CF	9300004095	10/31/2012	3,339.98
53481100	AWWSC Pension CAPX	CF	9300004095	10/31/2012	953.19
53481100	AWWSC Pension CAPX	CF	9300004096	10/31/2012	224.83
53481100	AWWSC Pension CAPX	CF	9300004098	10/31/2012	488.25
53481100	AWWSC Pension CAPX	CF	9300004098	10/31/2012	79.75
53481100	AWWSC Pension CAPX	CF	9300004099	10/31/2012	91.17
53481100	AWWSC Pension CAPX	CF	9300004099	10/31/2012	190.63
53481100	AWWSC Pension CAPX	CF	9300004099	10/31/2012	386.60
53481100	AWWSC Pension CAPX	CF	9300004101	10/31/2012	453.25
53481100	AWWSC Pension CAPX	CF	9300004101	10/31/2012	233.00
53481100	AWWSC Pension CAPX	CF	9300004101	10/31/2012	919.20
53481100	AWWSC Pension CAPX	CF	9300004101	10/31/2012	472.52
53481100	AWWSC Pension CAPX	CF	9300004103	10/31/2012	280.82
53481100	AWWSC Pension CAPX	CF	9300004103	10/31/2012	569.50
53481100	AWWSC Pension CAPX	CF	9300004104	10/31/2012	183.81
53481100	AWWSC Pension CAPX	CF	9300004104	10/31/2012	115.36
53481100	AWWSC Pension CAPX	CF	9300004104	10/31/2012	372.76
53481100	AWWSC Pension CAPX	CF	9300004104	10/31/2012	233.95
53481100	AWWSC Pension CAPX	CF	9300004105	10/31/2012	1.04
53481100	AWWSC Pension CAPX	CF	9300004105	10/31/2012	2.64
53481100	AWWSC Pension CAPX	CF	9300004105	10/31/2012	1.52
53481100	AWWSC Pension CAPX	CF	9300004105	10/31/2012	0.80
53481100	AWWSC Pension CAPX	CF	9300004105	10/31/2012	2.02



Kentucky American Water Company  
Case No. 2012-00520  
Response to PSC DR1, Item 31

Account	Description	Doc Type	Document Number	Posting Date	Amount
53481100	AWWSC Pension CAPX	UZ	2000000396	10/31/2012	(46.81)
53481100	AWWSC Pension CAPX	UZ	2000000396	10/31/2012	(35.11)
53481100	AWWSC Pension CAPX	UZ	2000000396	10/31/2012	(35.11)
53481100	AWWSC Pension CAPX	UZ	2000000394	10/31/2012	(58.51)
53481100	AWWSC Pension CAPX	UZ	2000000396	10/31/2012	(58.51)
53481100	AWWSC Pension CAPX	UZ	2000000396	10/31/2012	(807.43)
53481100	AWWSC Pension CAPX	UZ	2000000396	10/31/2012	(374.47)
53481100	AWWSC Pension CAPX	UZ	2000000394	10/31/2012	(81.93)
53481100	AWWSC Pension CAPX	UZ	2000000396	10/31/2012	(35.11)
53481100	AWWSC Pension CAPX	UZ	2000000396	10/31/2012	(70.21)
53481100	AWWSC Pension CAPX	UZ	2000000393	10/31/2012	(23.40)
53481100	AWWSC Pension CAPX	UZ	2000000396	10/31/2012	(23.40)
53481100	AWWSC Pension CAPX	UZ	2000000394	10/31/2012	(35.11)
53481100	AWWSC Pension CAPX	UZ	2000000396	10/31/2012	(35.11)
53481100	AWWSC Pension CAPX	UZ	2000000394	10/31/2012	(35.11)
53481100	AWWSC Pension CAPX	UZ	2000000394	10/31/2012	(140.43)
53481100	AWWSC Pension CAPX	UZ	2000000393	10/31/2012	(70.21)
53481100	AWWSC Pension CAPX	UZ	2000000394	10/31/2012	(304.26)
53481100	AWWSC Pension CAPX	UZ	2000000397	10/31/2012	(58.51)
53481100	AWWSC Pension CAPX	UZ	2000000393	10/31/2012	(46.81)
53481100	AWWSC Pension CAPX	UZ	2000000396	10/31/2012	(11.70)
53481100	AWWSC Pension CAPX	UZ	2000000394	10/31/2012	(35.11)
53481100	AWWSC Pension CAPX	UZ	2000000396	10/31/2012	(23.40)
53481100	AWWSC Pension CAPX	UZ	2000000394	10/31/2012	(58.51)
53481100	AWWSC Pension CAPX	UZ	2000000394	10/31/2012	(70.21)
53481100	AWWSC Pension CAPX	UZ	2000000394	10/31/2012	(23.40)
53481100	AWWSC Pension CAPX	UZ	2000000396	10/31/2012	(35.11)
53481100	AWWSC Pension CAPX	UZ	2000000396	10/31/2012	(23.40)
53481100	AWWSC Pension CAPX	UZ	2000000398	10/31/2012	(23.40)
53481100	AWWSC Pension CAPX	UZ	2000000396	10/31/2012	(11.70)
53481100	AWWSC Pension CAPX	UZ	2000000394	10/31/2012	(11.70)
53481100	AWWSC Pension CAPX	UZ	2000000396	10/31/2012	(23.40)
53481100	AWWSC Pension CAPX	UZ	2000000394	10/31/2012	(23.40)
53481100	AWWSC Pension CAPX	UZ	2000000393	10/31/2012	(70.21)
53481100	AWWSC Pension CAPX	UZ	2000000394	10/31/2012	(58.51)
53481100	AWWSC Pension CAPX	UZ	2000000394	10/31/2012	(70.21)
53481100	AWWSC Pension CAPX	UZ	2000000396	10/31/2012	(81.93)
53481100	AWWSC Pension CAPX	UZ	2000000396	10/31/2012	(140.43)
53481100	AWWSC Pension CAPX	UZ	2000000393	10/31/2012	(46.81)
53481100	AWWSC Pension CAPX	UZ	2000000394	10/31/2012	(46.81)
53481100	AWWSC Pension CAPX	UZ	2000000393	10/31/2012	(105.33)
53481100	AWWSC Pension CAPX	UZ	2000000394	10/31/2012	(117.03)
53481200	AWWSC Group Ins CAPX	CF	9300003462	10/31/2012	32.82
53481200	AWWSC Group Ins CAPX	CF	9300003463	10/31/2012	14.23
53481200	AWWSC Group Ins CAPX	CF	9300003464	10/31/2012	3.75
53481200	AWWSC Group Ins CAPX	CF	9300003465	10/31/2012	19.03
53481200	AWWSC Group Ins CAPX	CF	9300003466	10/31/2012	46.33
53481200	AWWSC Group Ins CAPX	CF	9300003467	10/31/2012	2.15
53481200	AWWSC Group Ins CAPX	CF	9300003468	10/31/2012	257.56
53481200	AWWSC Group Ins CAPX	CF	9300003469	10/31/2012	(6.13)
53481200	AWWSC Group Ins CAPX	CF	9300003470	10/31/2012	12.47
53481200	AWWSC Group Ins CAPX	CF	9300003471	10/31/2012	9.39
53481200	AWWSC Group Ins CAPX	CF	9300003472	10/31/2012	84.86
53481200	AWWSC Group Ins CAPX	CF	9300003489	10/31/2012	122.82
53481200	AWWSC Group Ins CAPX	CF	9300003490	10/31/2012	66.67
53481200	AWWSC Group Ins CAPX	CF	9300003491	10/31/2012	90.67
53481200	AWWSC Group Ins CAPX	CF	9300003492	10/31/2012	21.85
53481200	AWWSC Group Ins CAPX	CF	9300003493	10/31/2012	213.38
53481200	AWWSC Group Ins CAPX	CF	9300003497	10/31/2012	9.34
53481200	AWWSC Group Ins CAPX	CF	9300003498	10/31/2012	22.84
53481200	AWWSC Group Ins CAPX	CF	9300003499	10/31/2012	0.59
53481200	AWWSC Group Ins CAPX	CF	9300003501	10/31/2012	782.02
53481200	AWWSC Group Ins CAPX	CF	9300003502	10/31/2012	77.85
53481200	AWWSC Group Ins CAPX	CF	9300003503	10/31/2012	38.86
53481200	AWWSC Group Ins CAPX	CF	9300003504	10/31/2012	(0.23)
53481200	AWWSC Group Ins CAPX	CF	9300003505	10/31/2012	173.73
53481200	AWWSC Group Ins CAPX	CF	9300003506	10/31/2012	5,704.80
53481200	AWWSC Group Ins CAPX	CF	9300003507	10/31/2012	99.81
53481200	AWWSC Group Ins CAPX	CF	9300003510	10/31/2012	31.87
53481200	AWWSC Group Ins CAPX	CF	9300003512	10/31/2012	30.89
53481200	AWWSC Group Ins CAPX	CF	9300003514	10/31/2012	36.72
53481200	AWWSC Group Ins CAPX	CF	9300003516	10/31/2012	5.01
53481200	AWWSC Group Ins CAPX	CF	9300003518	10/31/2012	1.85
53481200	AWWSC Group Ins CAPX	CF	9300003520	10/31/2012	5.46
53481200	AWWSC Group Ins CAPX	CF	9300003522	10/31/2012	20.03
53481200	AWWSC Group Ins CAPX	CF	9300003523	10/31/2012	25.05

Kentucky American Water Company  
Case No. 2012-00520  
Response to PSC DR1, Item 31

Account	Description	Doc Type	Document Number	Posting Date	Amount
53481200	AWWSC Group Ins CAPX	CF	9300003525	10/31/2012	32.57
53481200	AWWSC Group Ins CAPX	CF	9300003527	10/31/2012	25.98
53481200	AWWSC Group Ins CAPX	CF	9300003529	10/31/2012	37.20
53481200	AWWSC Group Ins CAPX	CF	9300003531	10/31/2012	75.14
53481200	AWWSC Group Ins CAPX	CF	9300003533	10/31/2012	50.47
53481200	AWWSC Group Ins CAPX	CF	9300003537	10/31/2012	78.01
53481200	AWWSC Group Ins CAPX	CF	9300003539	10/31/2012	80.49
53481200	AWWSC Group Ins CAPX	CF	9300003541	10/31/2012	80.15
53481200	AWWSC Group Ins CAPX	CF	9300003543	10/31/2012	21.61
53481200	AWWSC Group Ins CAPX	CF	9300003545	10/31/2012	75.35
53481200	AWWSC Group Ins CAPX	CF	9300003547	10/31/2012	85.75
53481200	AWWSC Group Ins CAPX	CF	9300003549	10/31/2012	321.06
53481200	AWWSC Group Ins CAPX	CF	9300003552	10/31/2012	250.72
53481200	AWWSC Group Ins CAPX	CF	9300003554	10/31/2012	286.84
53481200	AWWSC Group Ins CAPX	CF	9300003556	10/31/2012	42.31
53481200	AWWSC Group Ins CAPX	CF	9300003558	10/31/2012	42.38
53481200	AWWSC Group Ins CAPX	CF	9300003560	10/31/2012	42.31
53481200	AWWSC Group Ins CAPX	CF	9300003562	10/31/2012	24.98
53481200	AWWSC Group Ins CAPX	CF	9300003564	10/31/2012	22.80
53481200	AWWSC Group Ins CAPX	CF	9300003566	10/31/2012	2.42
53481200	AWWSC Group Ins CAPX	CF	9300003568	10/31/2012	2.42
53481200	AWWSC Group Ins CAPX	CF	9300003570	10/31/2012	2.42
53481200	AWWSC Group Ins CAPX	CF	9300003593	10/31/2012	(8.86)
53481200	AWWSC Group Ins CAPX	CF	9300003605	10/31/2012	(4.69)
53481200	AWWSC Group Ins CAPX	CF	9300003606	10/31/2012	26.99
53481200	AWWSC Group Ins CAPX	CF	9300003622	10/31/2012	98.69
53481200	AWWSC Group Ins CAPX	CF	9300003624	10/31/2012	340.56
53481200	AWWSC Group Ins CAPX	CF	9300003625	10/31/2012	27.47
53481200	AWWSC Group Ins CAPX	CF	9300003628	10/31/2012	1,249.68
53481200	AWWSC Group Ins CAPX	CF	9300003629	10/31/2012	69.18
53481200	AWWSC Group Ins CAPX	CF	9300003630	10/31/2012	2.57
53481200	AWWSC Group Ins CAPX	CF	9300003631	10/31/2012	(0.11)
53481200	AWWSC Group Ins CAPX	CF	9300003634	10/31/2012	72.77
53481200	AWWSC Group Ins CAPX	CF	9300003635	10/31/2012	(0.11)
53481200	AWWSC Group Ins CAPX	CF	9300003638	10/31/2012	42.31
53481200	AWWSC Group Ins CAPX	CF	9300003641	10/31/2012	42.31
53481200	AWWSC Group Ins CAPX	CF	9300003643	10/31/2012	73.87
53481200	AWWSC Group Ins CAPX	CF	9300003645	10/31/2012	73.87
53481200	AWWSC Group Ins CAPX	CF	9300003647	10/31/2012	107.30
53481200	AWWSC Group Ins CAPX	CF	9300003650	10/31/2012	149.30
53481200	AWWSC Group Ins CAPX	CF	9300003652	10/31/2012	59.25
53481200	AWWSC Group Ins CAPX	CF	9300003654	10/31/2012	86.35
53481200	AWWSC Group Ins CAPX	CF	9300003656	10/31/2012	11.13
53481200	AWWSC Group Ins CAPX	CF	9300003658	10/31/2012	11.13
53481200	AWWSC Group Ins CAPX	CF	9300003660	10/31/2012	46.19
53481200	AWWSC Group Ins CAPX	CF	9300003662	10/31/2012	111.04
53481200	AWWSC Group Ins CAPX	CF	9300003664	10/31/2012	51.90
53481200	AWWSC Group Ins CAPX	CF	9300003667	10/31/2012	0.45
53481200	AWWSC Group Ins CAPX	CF	9300003673	10/31/2012	(0.46)
53481200	AWWSC Group Ins CAPX	CF	9300003675	10/31/2012	(13.09)
53481200	AWWSC Group Ins CAPX	CF	9300003677	10/31/2012	(10.62)
53481200	AWWSC Group Ins CAPX	CF	9300003679	10/31/2012	11.81
53481200	AWWSC Group Ins CAPX	CF	9300003682	10/31/2012	0.48
53481200	AWWSC Group Ins CAPX	CF	9300003683	10/31/2012	(0.56)
53481200	AWWSC Group Ins CAPX	CF	9300003686	10/31/2012	(0.11)
53481200	AWWSC Group Ins CAPX	CF	9300003687	10/31/2012	1.63
53481200	AWWSC Group Ins CAPX	CF	9300003689	10/31/2012	1.63
53481200	AWWSC Group Ins CAPX	CF	9300003690	10/31/2012	(0.11)
53481200	AWWSC Group Ins CAPX	CF	9300003692	10/31/2012	1.09
53481200	AWWSC Group Ins CAPX	CF	9300003702	10/31/2012	(1.67)
53481200	AWWSC Group Ins CAPX	CF	9300003704	10/31/2012	0.58
53481200	AWWSC Group Ins CAPX	CF	9300003706	10/31/2012	0.76
53481200	AWWSC Group Ins CAPX	CF	9300003709	10/31/2012	(0.16)
53481200	AWWSC Group Ins CAPX	CF	9300003712	10/31/2012	55.04
53481200	AWWSC Group Ins CAPX	CF	9300003714	10/31/2012	8.71
53481200	AWWSC Group Ins CAPX	CF	9300003716	10/31/2012	8.71
53481200	AWWSC Group Ins CAPX	CF	9300003719	10/31/2012	5.93
53481200	AWWSC Group Ins CAPX	CF	9300003721	10/31/2012	(0.17)
53481200	AWWSC Group Ins CAPX	CF	9300003723	10/31/2012	53.98
53481200	AWWSC Group Ins CAPX	CF	9300003725	10/31/2012	5.86
53481200	AWWSC Group Ins CAPX	CF	9300003726	10/31/2012	1.90
53481200	AWWSC Group Ins CAPX	CF	9300003730	10/31/2012	(5.05)
53481200	AWWSC Group Ins CAPX	CF	9300003732	10/31/2012	32.68
53481200	AWWSC Group Ins CAPX	CF	9300003734	10/31/2012	(67.30)
53481200	AWWSC Group Ins CAPX	CF	9300003737	10/31/2012	17.12
53481200	AWWSC Group Ins CAPX	CF	9300003740	10/31/2012	11.99
53481200	AWWSC Group Ins CAPX	CF	9300003745	10/31/2012	4.39

Kentucky American Water Company  
Case No. 2012-00520  
Response to PSC DR1, Item 31

Account	Description	Doc Type	Document Number	Posting Date	Amount
53481200	AWWSC Group Ins CAPX	CF	9300003747	10/31/2012	1.58
53481200	AWWSC Group Ins CAPX	CF	9300003749	10/31/2012	(0.90)
53481200	AWWSC Group Ins CAPX	CF	9300003750	10/31/2012	(0.90)
53481200	AWWSC Group Ins CAPX	CF	9300003753	10/31/2012	173.38
53481200	AWWSC Group Ins CAPX	CF	9300003754	10/31/2012	20.79
53481200	AWWSC Group Ins CAPX	CF	9300003755	10/31/2012	(0.90)
53481200	AWWSC Group Ins CAPX	CF	9300003756	10/31/2012	(4.59)
53481200	AWWSC Group Ins CAPX	CF	9300003758	10/31/2012	114.69
53481200	AWWSC Group Ins CAPX	CF	9300003762	10/31/2012	168.56
53481200	AWWSC Group Ins CAPX	CF	9300003763	10/31/2012	(4.41)
53481200	AWWSC Group Ins CAPX	CF	9300003765	10/31/2012	42.28
53481200	AWWSC Group Ins CAPX	CF	9300003766	10/31/2012	(1.41)
53481200	AWWSC Group Ins CAPX	CF	9300003767	10/31/2012	9.45
53481200	AWWSC Group Ins CAPX	CF	9300003769	10/31/2012	18.14
53481200	AWWSC Group Ins CAPX	CF	9300003771	10/31/2012	(12.63)
53481200	AWWSC Group Ins CAPX	CF	9300003773	10/31/2012	9.51
53481200	AWWSC Group Ins CAPX	CF	9300003775	10/31/2012	9.51
53481200	AWWSC Group Ins CAPX	CF	9300003777	10/31/2012	4.76
53481200	AWWSC Group Ins CAPX	CF	9300003778	10/31/2012	8.24
53481200	AWWSC Group Ins CAPX	CF	9300003779	10/31/2012	61.46
53481200	AWWSC Group Ins CAPX	CF	9300003781	10/31/2012	(2.35)
53481200	AWWSC Group Ins CAPX	CF	9300003783	10/31/2012	10.64
53481200	AWWSC Group Ins CAPX	CF	9300003785	10/31/2012	(46.97)
53481200	AWWSC Group Ins CAPX	CF	9300003787	10/31/2012	70.46
53481200	AWWSC Group Ins CAPX	CF	9300003788	10/31/2012	15.89
53481200	AWWSC Group Ins CAPX	CF	9300003789	10/31/2012	(12.03)
53481200	AWWSC Group Ins CAPX	CF	9300003790	10/31/2012	(37.75)
53481200	AWWSC Group Ins CAPX	CF	9300003792	10/31/2012	58.83
53481200	AWWSC Group Ins CAPX	CF	9300003793	10/31/2012	21.90
53481200	AWWSC Group Ins CAPX	CF	9300003794	10/31/2012	(30.69)
53481200	AWWSC Group Ins CAPX	CF	9300003795	10/31/2012	(3.61)
53481200	AWWSC Group Ins CAPX	CF	9300003796	10/31/2012	(6.77)
53481200	AWWSC Group Ins CAPX	CF	9300003797	10/31/2012	3.61
53481200	AWWSC Group Ins CAPX	CF	9300003798	10/31/2012	14.82
53481200	AWWSC Group Ins CAPX	CF	9300003799	10/31/2012	40.55
53481200	AWWSC Group Ins CAPX	CF	9300003800	10/31/2012	(25.58)
53481200	AWWSC Group Ins CAPX	CF	9300003801	10/31/2012	(6.76)
53481200	AWWSC Group Ins CAPX	CF	9300003803	10/31/2012	14.81
53481200	AWWSC Group Ins CAPX	CF	9300003804	10/31/2012	35.46
53481200	AWWSC Group Ins CAPX	CF	9300003805	10/31/2012	(13.55)
53481200	AWWSC Group Ins CAPX	CF	9300003806	10/31/2012	(0.11)
53481200	AWWSC Group Ins CAPX	CF	9300003807	10/31/2012	(3.61)
53481200	AWWSC Group Ins CAPX	CF	9300003808	10/31/2012	(119.37)
53481200	AWWSC Group Ins CAPX	CF	9300003809	10/31/2012	183.71
53481200	AWWSC Group Ins CAPX	CF	9300003810	10/31/2012	3.61
53481200	AWWSC Group Ins CAPX	CF	9300003811	10/31/2012	29.44
53481200	AWWSC Group Ins CAPX	CF	9300003812	10/31/2012	(2.95)
53481200	AWWSC Group Ins CAPX	CF	9300003813	10/31/2012	4.31
53481200	AWWSC Group Ins CAPX	CF	9300003814	10/31/2012	(2.96)
53481200	AWWSC Group Ins CAPX	CF	9300003815	10/31/2012	4.14
53481200	AWWSC Group Ins CAPX	CF	9300003816	10/31/2012	22.83
53481200	AWWSC Group Ins CAPX	CF	9300004013	10/31/2012	1,030.74
53481200	AWWSC Group Ins CAPX	CF	9300004014	10/31/2012	473.72
53481200	AWWSC Group Ins CAPX	CF	9300004086	10/31/2012	0.71
53481200	AWWSC Group Ins CAPX	CF	9300004087	10/31/2012	1.10
53481200	AWWSC Group Ins CAPX	CF	9300004087	10/31/2012	0.36
53481200	AWWSC Group Ins CAPX	CF	9300004087	10/31/2012	0.84
53481200	AWWSC Group Ins CAPX	CF	9300004087	10/31/2012	0.16
53481200	AWWSC Group Ins CAPX	CF	9300004088	10/31/2012	0.83
53481200	AWWSC Group Ins CAPX	CF	9300004088	10/31/2012	0.27
53481200	AWWSC Group Ins CAPX	CF	9300004088	10/31/2012	(3.96)
53481200	AWWSC Group Ins CAPX	CF	9300004088	10/31/2012	0.82
53481200	AWWSC Group Ins CAPX	CF	9300004089	10/31/2012	0.62
53481200	AWWSC Group Ins CAPX	CF	9300004089	10/31/2012	0.72
53481200	AWWSC Group Ins CAPX	CF	9300004090	10/31/2012	0.45
53481200	AWWSC Group Ins CAPX	CF	9300004090	10/31/2012	0.50
53481200	AWWSC Group Ins CAPX	CF	9300004090	10/31/2012	0.12
53481200	AWWSC Group Ins CAPX	CF	9300004091	10/31/2012	1.31
53481200	AWWSC Group Ins CAPX	CF	9300004091	10/31/2012	1.97
53481200	AWWSC Group Ins CAPX	CF	9300004092	10/31/2012	0.96
53481200	AWWSC Group Ins CAPX	CF	9300004092	10/31/2012	0.41
53481200	AWWSC Group Ins CAPX	CF	9300004092	10/31/2012	0.08
53481200	AWWSC Group Ins CAPX	CF	9300004093	10/31/2012	0.44
53481200	AWWSC Group Ins CAPX	CF	9300004093	10/31/2012	(0.06)
53481200	AWWSC Group Ins CAPX	CF	9300004093	10/31/2012	1.88
53481200	AWWSC Group Ins CAPX	CF	9300004094	10/31/2012	1.35
53481200	AWWSC Group Ins CAPX	CF	9300004094	10/31/2012	0.21

Kentucky American Water Company  
Case No. 2012-00520  
Response to PSC DR1, Item 31

Account	Description	Doc Type	Document Number	Posting Date	Amount
53481200	AWWSC Group Ins CAPX	CF	9300004095	10/31/2012	263.92
53481200	AWWSC Group Ins CAPX	CF	9300004095	10/31/2012	709.23
53481200	AWWSC Group Ins CAPX	CF	9300004095	10/31/2012	177.62
53481200	AWWSC Group Ins CAPX	CF	9300004096	10/31/2012	40.92
53481200	AWWSC Group Ins CAPX	CF	9300004096	10/31/2012	11.06
53481200	AWWSC Group Ins CAPX	CF	9300004096	10/31/2012	0.32
53481200	AWWSC Group Ins CAPX	CF	9300004096	10/31/2012	(2.14)
53481200	AWWSC Group Ins CAPX	CF	9300004096	10/31/2012	6.77
53481200	AWWSC Group Ins CAPX	CF	9300004097	10/31/2012	(9.82)
53481200	AWWSC Group Ins CAPX	CF	9300004097	10/31/2012	44.20
53481200	AWWSC Group Ins CAPX	CF	9300004098	10/31/2012	59.76
53481200	AWWSC Group Ins CAPX	CF	9300004098	10/31/2012	14.94
53481200	AWWSC Group Ins CAPX	CF	9300004098	10/31/2012	11.70
53481200	AWWSC Group Ins CAPX	CF	9300004098	10/31/2012	11.14
53481200	AWWSC Group Ins CAPX	CF	9300004099	10/31/2012	51.71
53481200	AWWSC Group Ins CAPX	CF	9300004099	10/31/2012	46.17
53481200	AWWSC Group Ins CAPX	CF	9300004099	10/31/2012	93.63
53481200	AWWSC Group Ins CAPX	CF	9300004101	10/31/2012	89.02
53481200	AWWSC Group Ins CAPX	CF	9300004101	10/31/2012	36.08
53481200	AWWSC Group Ins CAPX	CF	9300004101	10/31/2012	180.53
53481200	AWWSC Group Ins CAPX	CF	9300004101	10/31/2012	73.18
53481200	AWWSC Group Ins CAPX	CF	9300004103	10/31/2012	61.74
53481200	AWWSC Group Ins CAPX	CF	9300004103	10/31/2012	125.22
53481200	AWWSC Group Ins CAPX	CF	9300004104	10/31/2012	52.88
53481200	AWWSC Group Ins CAPX	CF	9300004104	10/31/2012	57.99
53481200	AWWSC Group Ins CAPX	CF	9300004104	10/31/2012	107.23
53481200	AWWSC Group Ins CAPX	CF	9300004104	10/31/2012	117.60
53481200	AWWSC Group Ins CAPX	CF	9300004105	10/31/2012	0.67
53481200	AWWSC Group Ins CAPX	CF	9300004105	10/31/2012	0.86
53481200	AWWSC Group Ins CAPX	CF	9300004105	10/31/2012	0.43
53481200	AWWSC Group Ins CAPX	CF	9300004105	10/31/2012	0.15
53481200	AWWSC Group Ins CAPX	CF	9300004105	10/31/2012	0.38
53481200	AWWSC Group Ins CAPX	CF	9300004106	10/31/2012	0.12
53481200	AWWSC Group Ins CAPX	CF	9300004106	10/31/2012	1.80
53481200	AWWSC Group Ins CAPX	CF	9300004106	10/31/2012	0.35
53481200	AWWSC Group Ins CAPX	CF	9300004107	10/31/2012	2.27
53481200	AWWSC Group Ins CAPX	CF	9300004107	10/31/2012	0.01
53481200	AWWSC Group Ins CAPX	CF	9300004107	10/31/2012	0.70
53481200	AWWSC Group Ins CAPX	CF	9300004107	10/31/2012	0.09
53481200	AWWSC Group Ins CAPX	CF	9300004107	10/31/2012	0.04
53481200	AWWSC Group Ins CAPX	CF	9300004108	10/31/2012	0.09
53481200	AWWSC Group Ins CAPX	CF	9300004109	10/31/2012	0.04
53481200	AWWSC Group Ins CAPX	CF	9300004110	10/31/2012	0.02
53481200	AWWSC Group Ins CAPX	CF	9300004110	10/31/2012	0.08
53481200	AWWSC Group Ins CAPX	CF	9300004111	10/31/2012	0.01
53481200	AWWSC Group Ins CAPX	CF	9300004111	10/31/2012	0.02
53481200	AWWSC Group Ins CAPX	CF	9300004112	10/31/2012	0.01
53481200	AWWSC Group Ins CAPX	CF	9300004112	10/31/2012	0.03
53481200	AWWSC Group Ins CAPX	CF	9300004113	10/31/2012	0.01
53481200	AWWSC Group Ins CAPX	CF	9300004114	10/31/2012	0.03
53481200	AWWSC Group Ins CAPX	CF	9300004114	10/31/2012	0.01
53481200	AWWSC Group Ins CAPX	CF	9300004115	10/31/2012	0.01
53481200	AWWSC Group Ins CAPX	CF	9300004116	10/31/2012	0.01
53481200	AWWSC Group Ins CAPX	CF	9300004116	10/31/2012	0.02
53481200	AWWSC Group Ins CAPX	CF	9300004117	10/31/2012	0.01
53481200	AWWSC Group Ins CAPX	CF	9300004117	10/31/2012	0.02
53481200	AWWSC Group Ins CAPX	CF	9300004118	10/31/2012	0.01
53481200	AWWSC Group Ins CAPX	CF	9300004119	10/31/2012	0.01
53481200	AWWSC Group Ins CAPX	CF	9300004119	10/31/2012	25.75
53481200	AWWSC Group Ins CAPX	CF	9300004120	10/31/2012	83.62
53481200	AWWSC Group Ins CAPX	CF	9300004129	10/31/2012	122.54
53481200	AWWSC Group Ins CAPX	CF	9300004135	10/31/2012	159.17
53481200	AWWSC Group Ins CAPX	CF	9300004143	10/31/2012	44.55
53481200	AWWSC Group Ins CAPX	CF	9300004144	10/31/2012	153.15
53481200	AWWSC Group Ins CAPX	CF	9300004156	10/31/2012	614.25
53481200	AWWSC Group Ins CAPX	CF	9300004167	10/31/2012	11.29
53481200	AWWSC Group Ins CAPX	CF	9300004168	10/31/2012	43.08
53481200	AWWSC Group Ins CAPX	CF	9300004184	10/31/2012	(105.73)
53481200	AWWSC Group Ins CAPX	CF	9300004185	10/31/2012	68.09
53481200	AWWSC Group Ins CAPX	CF	9300004185	10/31/2012	127.53
53481200	AWWSC Group Ins CAPX	CF	9300004186	10/31/2012	98.40
53481200	AWWSC Group Ins CAPX	CF	9300004186	10/31/2012	49.19
53481200	AWWSC Group Ins CAPX	CF	9300004186	10/31/2012	40.40
53481200	AWWSC Group Ins CAPX	CF	9300004186	10/31/2012	41.04
53481200	AWWSC Group Ins CAPX	CF	9300004186	10/31/2012	38.34
53481200	AWWSC Group Ins CAPX	CF	9300004187	10/31/2012	31.17
53481200	AWWSC Group Ins CAPX	CF	9300004187	10/31/2012	29.06

Kentucky American Water Company  
Case No. 2012-00520  
Response to PSC DR1, Item 31

Account	Description	Doc Type	Document Number	Posting Date	Amount
53481200	AWWSC Group Ins CAPX	CF	9300004187	10/31/2012	61.72
53481200	AWWSC Group Ins CAPX	UT	9300004205	10/31/2012	(5,804.61)
53481200	AWWSC Group Ins CAPX	UT	9300004205	10/31/2012	(1,418.15)
53481200	AWWSC Group Ins CAPX	UT	9300004203	10/31/2012	(2,096.85)
53481200	AWWSC Group Ins CAPX	UT	9300004203	10/31/2012	(913.13)
53481200	AWWSC Group Ins CAPX	UZ	2000000387	10/31/2012	(1,504.46)
53481200	AWWSC Group Ins CAPX	UZ	2000000393	10/31/2012	(697.39)
53481200	AWWSC Group Ins CAPX	UZ	2000000385	10/31/2012	(9.51)
53481200	AWWSC Group Ins CAPX	UZ	2000000396	10/31/2012	(3.22)
53481200	AWWSC Group Ins CAPX	UZ	2000000396	10/31/2012	0.27
53481200	AWWSC Group Ins CAPX	UZ	2000000385	10/31/2012	(9.51)
53481200	AWWSC Group Ins CAPX	UZ	2000000396	10/31/2012	(3.22)
53481200	AWWSC Group Ins CAPX	UZ	2000000396	10/31/2012	0.27
53481200	AWWSC Group Ins CAPX	UZ	2000000385	10/31/2012	4.69
53481200	AWWSC Group Ins CAPX	UZ	2000000387	10/31/2012	(26.99)
53481200	AWWSC Group Ins CAPX	UZ	2000000394	10/31/2012	(3.22)
53481200	AWWSC Group Ins CAPX	UZ	2000000396	10/31/2012	0.27
53481200	AWWSC Group Ins CAPX	UZ	2000000385	10/31/2012	(10.64)
53481200	AWWSC Group Ins CAPX	UZ	2000000393	10/31/2012	(3.22)
53481200	AWWSC Group Ins CAPX	UZ	2000000396	10/31/2012	0.27
53481200	AWWSC Group Ins CAPX	UZ	2000000385	10/31/2012	12.63
53481200	AWWSC Group Ins CAPX	UZ	2000000385	10/31/2012	(18.14)
53481200	AWWSC Group Ins CAPX	UZ	2000000396	10/31/2012	(3.22)
53481200	AWWSC Group Ins CAPX	UZ	2000000396	10/31/2012	0.27
53481200	AWWSC Group Ins CAPX	UZ	2000000385	10/31/2012	(9.45)
53481200	AWWSC Group Ins CAPX	UZ	2000000385	10/31/2012	(13.00)
53481200	AWWSC Group Ins CAPX	UZ	2000000394	10/31/2012	0.27
53481200	AWWSC Group Ins CAPX	UZ	2000000394	10/31/2012	(3.22)
53481200	AWWSC Group Ins CAPX	UZ	2000000385	10/31/2012	(61.46)
53481200	AWWSC Group Ins CAPX	UZ	2000000394	10/31/2012	0.81
53481200	AWWSC Group Ins CAPX	UZ	2000000396	10/31/2012	(9.65)
53481200	AWWSC Group Ins CAPX	UZ	2000000387	10/31/2012	2.35
53481200	AWWSC Group Ins CAPX	UZ	2000000385	10/31/2012	(114.69)
53481200	AWWSC Group Ins CAPX	UZ	2000000396	10/31/2012	(19.29)
53481200	AWWSC Group Ins CAPX	UZ	2000000396	10/31/2012	1.62
53481200	AWWSC Group Ins CAPX	UZ	2000000387	10/31/2012	(194.17)
53481200	AWWSC Group Ins CAPX	UZ	2000000396	10/31/2012	2.71
53481200	AWWSC Group Ins CAPX	UZ	2000000396	10/31/2012	(32.15)
53481200	AWWSC Group Ins CAPX	UZ	2000000385	10/31/2012	(42.28)
53481200	AWWSC Group Ins CAPX	UZ	2000000387	10/31/2012	1.41
53481200	AWWSC Group Ins CAPX	UZ	2000000393	10/31/2012	(9.65)
53481200	AWWSC Group Ins CAPX	UZ	2000000396	10/31/2012	0.81
53481200	AWWSC Group Ins CAPX	UZ	2000000385	10/31/2012	5.49
53481200	AWWSC Group Ins CAPX	UZ	2000000385	10/31/2012	1.80
53481200	AWWSC Group Ins CAPX	UZ	2000000385	10/31/2012	4.41
53481200	AWWSC Group Ins CAPX	UZ	2000000385	10/31/2012	(168.56)
53481200	AWWSC Group Ins CAPX	UZ	2000000393	10/31/2012	1.35
53481200	AWWSC Group Ins CAPX	UZ	2000000393	10/31/2012	(24.05)
53481200	AWWSC Group Ins CAPX	UZ	2000000387	10/31/2012	(1.58)
53481200	AWWSC Group Ins CAPX	UZ	2000000387	10/31/2012	(4.39)
53481200	AWWSC Group Ins CAPX	UZ	2000000385	10/31/2012	(17.12)
53481200	AWWSC Group Ins CAPX	UZ	2000000396	10/31/2012	(6.91)
53481200	AWWSC Group Ins CAPX	UZ	2000000396	10/31/2012	0.54
53481200	AWWSC Group Ins CAPX	UZ	2000000385	10/31/2012	(11.99)
53481200	AWWSC Group Ins CAPX	UZ	2000000393	10/31/2012	(3.22)
53481200	AWWSC Group Ins CAPX	UZ	2000000396	10/31/2012	0.27
53481200	AWWSC Group Ins CAPX	UZ	2000000387	10/31/2012	67.30
53481200	AWWSC Group Ins CAPX	UZ	2000000385	10/31/2012	(32.68)
53481200	AWWSC Group Ins CAPX	UZ	2000000393	10/31/2012	(3.22)
53481200	AWWSC Group Ins CAPX	UZ	2000000394	10/31/2012	0.27
53481200	AWWSC Group Ins CAPX	UZ	2000000385	10/31/2012	(1.90)
53481200	AWWSC Group Ins CAPX	UZ	2000000385	10/31/2012	(5.86)
53481200	AWWSC Group Ins CAPX	UZ	2000000385	10/31/2012	5.05
53481200	AWWSC Group Ins CAPX	UZ	2000000396	10/31/2012	(0.48)
53481200	AWWSC Group Ins CAPX	UZ	2000000387	10/31/2012	(53.98)
53481200	AWWSC Group Ins CAPX	UZ	2000000394	10/31/2012	0.81
53481200	AWWSC Group Ins CAPX	UZ	2000000396	10/31/2012	(9.65)
53481200	AWWSC Group Ins CAPX	UZ	2000000387	10/31/2012	0.17
53481200	AWWSC Group Ins CAPX	UZ	2000000385	10/31/2012	(5.93)
53481200	AWWSC Group Ins CAPX	UZ	2000000396	10/31/2012	(3.22)
53481200	AWWSC Group Ins CAPX	UZ	2000000396	10/31/2012	0.27
53481200	AWWSC Group Ins CAPX	UZ	2000000385	10/31/2012	(8.71)
53481200	AWWSC Group Ins CAPX	UZ	2000000394	10/31/2012	(3.22)
53481200	AWWSC Group Ins CAPX	UZ	2000000396	10/31/2012	0.27
53481200	AWWSC Group Ins CAPX	UZ	2000000385	10/31/2012	(8.71)
53481200	AWWSC Group Ins CAPX	UZ	2000000393	10/31/2012	0.27
53481200	AWWSC Group Ins CAPX	UZ	2000000396	10/31/2012	(3.22)

Kentucky American Water Company  
Case No. 2012-00520  
Response to PSC DR1, Item 31

Account	Description	Doc Type	Document Number	Posting Date	Amount
53481200	AWWSC Group Ins CAPX	UZ	2000000387	10/31/2012	(55.04)
53481200	AWWSC Group Ins CAPX	UZ	2000000396	10/31/2012	(6.43)
53481200	AWWSC Group Ins CAPX	UZ	2000000396	10/31/2012	0.54
53481200	AWWSC Group Ins CAPX	UZ	2000000385	10/31/2012	0.16
53481200	AWWSC Group Ins CAPX	UZ	2000000387	10/31/2012	(0.76)
53481200	AWWSC Group Ins CAPX	UZ	2000000385	10/31/2012	(0.58)
53481200	AWWSC Group Ins CAPX	UZ	2000000385	10/31/2012	1.67
53481200	AWWSC Group Ins CAPX	UZ	2000000385	10/31/2012	(1.09)
53481200	AWWSC Group Ins CAPX	UZ	2000000385	10/31/2012	(1.63)
53481200	AWWSC Group Ins CAPX	UZ	2000000387	10/31/2012	0.11
53481200	AWWSC Group Ins CAPX	UZ	2000000385	10/31/2012	0.11
53481200	AWWSC Group Ins CAPX	UZ	2000000387	10/31/2012	(1.63)
53481200	AWWSC Group Ins CAPX	UZ	2000000385	10/31/2012	(0.48)
53481200	AWWSC Group Ins CAPX	UZ	2000000387	10/31/2012	0.56
53481200	AWWSC Group Ins CAPX	UZ	2000000385	10/31/2012	(11.81)
53481200	AWWSC Group Ins CAPX	UZ	2000000385	10/31/2012	10.62
53481200	AWWSC Group Ins CAPX	UZ	2000000393	10/31/2012	0.81
53481200	AWWSC Group Ins CAPX	UZ	2000000396	10/31/2012	(9.65)
53481200	AWWSC Group Ins CAPX	UZ	2000000385	10/31/2012	13.09
53481200	AWWSC Group Ins CAPX	UZ	2000000385	10/31/2012	0.46
53481200	AWWSC Group Ins CAPX	UZ	2000000394	10/31/2012	0.27
53481200	AWWSC Group Ins CAPX	UZ	2000000394	10/31/2012	(3.22)
53481200	AWWSC Group Ins CAPX	UZ	2000000385	10/31/2012	(51.90)
53481200	AWWSC Group Ins CAPX	UZ	2000000394	10/31/2012	0.81
53481200	AWWSC Group Ins CAPX	UZ	2000000396	10/31/2012	(9.65)
53481200	AWWSC Group Ins CAPX	UZ	2000000386	10/31/2012	(0.45)
53481200	AWWSC Group Ins CAPX	UZ	2000000393	10/31/2012	(3.22)
53481200	AWWSC Group Ins CAPX	UZ	2000000393	10/31/2012	0.27
53481200	AWWSC Group Ins CAPX	UZ	2000000385	10/31/2012	(111.04)
53481200	AWWSC Group Ins CAPX	UZ	2000000394	10/31/2012	(25.73)
53481200	AWWSC Group Ins CAPX	UZ	2000000396	10/31/2012	2.17
53481200	AWWSC Group Ins CAPX	UZ	2000000385	10/31/2012	(46.19)
53481200	AWWSC Group Ins CAPX	UZ	2000000394	10/31/2012	0.54
53481200	AWWSC Group Ins CAPX	UZ	2000000396	10/31/2012	(6.43)
53481200	AWWSC Group Ins CAPX	UZ	2000000387	10/31/2012	(11.13)
53481200	AWWSC Group Ins CAPX	UZ	2000000394	10/31/2012	(6.43)
53481200	AWWSC Group Ins CAPX	UZ	2000000396	10/31/2012	0.54
53481200	AWWSC Group Ins CAPX	UZ	2000000385	10/31/2012	(11.13)
53481200	AWWSC Group Ins CAPX	UZ	2000000394	10/31/2012	(6.43)
53481200	AWWSC Group Ins CAPX	UZ	2000000396	10/31/2012	0.54
53481200	AWWSC Group Ins CAPX	UZ	2000000385	10/31/2012	(86.35)
53481200	AWWSC Group Ins CAPX	UZ	2000000393	10/31/2012	(6.43)
53481200	AWWSC Group Ins CAPX	UZ	2000000396	10/31/2012	0.54
53481200	AWWSC Group Ins CAPX	UZ	2000000385	10/31/2012	(59.25)
53481200	AWWSC Group Ins CAPX	UZ	2000000393	10/31/2012	0.81
53481200	AWWSC Group Ins CAPX	UZ	2000000394	10/31/2012	(9.65)
53481200	AWWSC Group Ins CAPX	UZ	2000000385	10/31/2012	(149.30)
53481200	AWWSC Group Ins CAPX	UZ	2000000394	10/31/2012	(29.29)
53481200	AWWSC Group Ins CAPX	UZ	2000000396	10/31/2012	2.44
53481200	AWWSC Group Ins CAPX	UZ	2000000385	10/31/2012	(107.30)
53481200	AWWSC Group Ins CAPX	UZ	2000000394	10/31/2012	1.89
53481200	AWWSC Group Ins CAPX	UZ	2000000396	10/31/2012	(22.51)
53481200	AWWSC Group Ins CAPX	UZ	2000000387	10/31/2012	(73.87)
53481200	AWWSC Group Ins CAPX	UZ	2000000394	10/31/2012	(12.86)
53481200	AWWSC Group Ins CAPX	UZ	2000000394	10/31/2012	1.08
53481200	AWWSC Group Ins CAPX	UZ	2000000387	10/31/2012	(73.87)
53481200	AWWSC Group Ins CAPX	UZ	2000000393	10/31/2012	(12.86)
53481200	AWWSC Group Ins CAPX	UZ	2000000396	10/31/2012	1.08
53481200	AWWSC Group Ins CAPX	UZ	2000000385	10/31/2012	(42.31)
53481200	AWWSC Group Ins CAPX	UZ	2000000396	10/31/2012	(9.65)
53481200	AWWSC Group Ins CAPX	UZ	2000000396	10/31/2012	0.81
53481200	AWWSC Group Ins CAPX	UZ	2000000385	10/31/2012	(42.31)
53481200	AWWSC Group Ins CAPX	UZ	2000000394	10/31/2012	(9.65)
53481200	AWWSC Group Ins CAPX	UZ	2000000396	10/31/2012	0.81
53481200	AWWSC Group Ins CAPX	UZ	2000000384	10/31/2012	(72.77)
53481200	AWWSC Group Ins CAPX	UZ	2000000385	10/31/2012	0.11
53481200	AWWSC Group Ins CAPX	UZ	2000000396	10/31/2012	(16.09)
53481200	AWWSC Group Ins CAPX	UZ	2000000396	10/31/2012	1.35
53481200	AWWSC Group Ins CAPX	UZ	2000000385	10/31/2012	0.11
53481200	AWWSC Group Ins CAPX	UZ	2000000385	10/31/2012	(71.75)
53481200	AWWSC Group Ins CAPX	UZ	2000000394	10/31/2012	1.35
53481200	AWWSC Group Ins CAPX	UZ	2000000394	10/31/2012	(16.09)
53481200	AWWSC Group Ins CAPX	UZ	2000000385	10/31/2012	(1,249.68)
53481200	AWWSC Group Ins CAPX	UZ	2000000396	10/31/2012	(221.87)
53481200	AWWSC Group Ins CAPX	UZ	2000000396	10/31/2012	18.68
53481200	AWWSC Group Ins CAPX	UZ	2000000387	10/31/2012	(368.03)
53481200	AWWSC Group Ins CAPX	UZ	2000000394	10/31/2012	(102.89)



Kentucky American Water Company  
Case No. 2012-00520  
Response to PSC DR1, Item 31

Account	Description	Doc Type	Document Number	Posting Date	Amount
53481200	AWWSC Group Ins CAPX	UZ	2000000396	10/31/2012	8.66
53481200	AWWSC Group Ins CAPX	UZ	2000000384	10/31/2012	(98.69)
53481200	AWWSC Group Ins CAPX	UZ	2000000394	10/31/2012	1.89
53481200	AWWSC Group Ins CAPX	UZ	2000000396	10/31/2012	(22.51)
53481200	AWWSC Group Ins CAPX	UZ	2000000385	10/31/2012	8.86
53481200	AWWSC Group Ins CAPX	UZ	2000000385	10/31/2012	(30.89)
53481200	AWWSC Group Ins CAPX	UZ	2000000394	10/31/2012	0.81
53481200	AWWSC Group Ins CAPX	UZ	2000000394	10/31/2012	(9.65)
53481200	AWWSC Group Ins CAPX	UZ	2000000385	10/31/2012	(78.01)
53481200	AWWSC Group Ins CAPX	UZ	2000000393	10/31/2012	(19.29)
53481200	AWWSC Group Ins CAPX	UZ	2000000394	10/31/2012	1.62
53481200	AWWSC Group Ins CAPX	UZ	2000000385	10/31/2012	(36.72)
53481200	AWWSC Group Ins CAPX	UZ	2000000394	10/31/2012	(6.43)
53481200	AWWSC Group Ins CAPX	UZ	2000000396	10/31/2012	0.54
53481200	AWWSC Group Ins CAPX	UZ	2000000385	10/31/2012	(24.98)
53481200	AWWSC Group Ins CAPX	UZ	2000000393	10/31/2012	(6.43)
53481200	AWWSC Group Ins CAPX	UZ	2000000393	10/31/2012	0.54
53481200	AWWSC Group Ins CAPX	UZ	2000000387	10/31/2012	(42.31)
53481200	AWWSC Group Ins CAPX	UZ	2000000393	10/31/2012	0.81
53481200	AWWSC Group Ins CAPX	UZ	2000000394	10/31/2012	(9.65)
53481200	AWWSC Group Ins CAPX	UZ	2000000385	10/31/2012	(42.38)
53481200	AWWSC Group Ins CAPX	UZ	2000000396	10/31/2012	(9.65)
53481200	AWWSC Group Ins CAPX	UZ	2000000396	10/31/2012	0.81
53481200	AWWSC Group Ins CAPX	UZ	2000000385	10/31/2012	(42.31)
53481200	AWWSC Group Ins CAPX	UZ	2000000393	10/31/2012	0.81
53481200	AWWSC Group Ins CAPX	UZ	2000000396	10/31/2012	(9.65)
53481200	AWWSC Group Ins CAPX	UZ	2000000385	10/31/2012	(286.84)
53481200	AWWSC Group Ins CAPX	UZ	2000000394	10/31/2012	3.25
53481200	AWWSC Group Ins CAPX	UZ	2000000396	10/31/2012	(38.58)
53481200	AWWSC Group Ins CAPX	UZ	2000000385	10/31/2012	(250.72)
53481200	AWWSC Group Ins CAPX	UZ	2000000393	10/31/2012	(19.29)
53481200	AWWSC Group Ins CAPX	UZ	2000000394	10/31/2012	1.62
53481200	AWWSC Group Ins CAPX	UZ	2000000387	10/31/2012	(321.06)
53481200	AWWSC Group Ins CAPX	UZ	2000000394	10/31/2012	7.04
53481200	AWWSC Group Ins CAPX	UZ	2000000396	10/31/2012	(83.60)
53481200	AWWSC Group Ins CAPX	UZ	2000000387	10/31/2012	(85.75)
53481200	AWWSC Group Ins CAPX	UZ	2000000393	10/31/2012	(16.09)
53481200	AWWSC Group Ins CAPX	UZ	2000000393	10/31/2012	1.35
53481200	AWWSC Group Ins CAPX	UZ	2000000385	10/31/2012	(75.35)
53481200	AWWSC Group Ins CAPX	UZ	2000000394	10/31/2012	(12.86)
53481200	AWWSC Group Ins CAPX	UZ	2000000396	10/31/2012	1.08
53481200	AWWSC Group Ins CAPX	UZ	2000000385	10/31/2012	(21.61)
53481200	AWWSC Group Ins CAPX	UZ	2000000396	10/31/2012	(3.22)
53481200	AWWSC Group Ins CAPX	UZ	2000000398	10/31/2012	0.27
53481200	AWWSC Group Ins CAPX	UZ	2000000385	10/31/2012	(50.47)
53481200	AWWSC Group Ins CAPX	UZ	2000000394	10/31/2012	(9.65)
53481200	AWWSC Group Ins CAPX	UZ	2000000396	10/31/2012	0.81
53481200	AWWSC Group Ins CAPX	UZ	2000000385	10/31/2012	(75.14)
53481200	AWWSC Group Ins CAPX	UZ	2000000394	10/31/2012	(6.43)
53481200	AWWSC Group Ins CAPX	UZ	2000000396	10/31/2012	0.54
53481200	AWWSC Group Ins CAPX	UZ	2000000385	10/31/2012	(37.20)
53481200	AWWSC Group Ins CAPX	UZ	2000000394	10/31/2012	(16.09)
53481200	AWWSC Group Ins CAPX	UZ	2000000396	10/31/2012	1.35
53481200	AWWSC Group Ins CAPX	UZ	2000000385	10/31/2012	(80.15)
53481200	AWWSC Group Ins CAPX	UZ	2000000394	10/31/2012	(19.29)
53481200	AWWSC Group Ins CAPX	UZ	2000000394	10/31/2012	1.62
53481200	AWWSC Group Ins CAPX	UZ	2000000385	10/31/2012	(25.98)
53481200	AWWSC Group Ins CAPX	UZ	2000000393	10/31/2012	(6.43)
53481200	AWWSC Group Ins CAPX	UZ	2000000394	10/31/2012	0.54
53481200	AWWSC Group Ins CAPX	UZ	2000000385	10/31/2012	(32.57)
53481200	AWWSC Group Ins CAPX	UZ	2000000394	10/31/2012	(9.65)
53481200	AWWSC Group Ins CAPX	UZ	2000000396	10/31/2012	0.81
53481200	AWWSC Group Ins CAPX	UZ	2000000385	10/31/2012	(25.05)
53481200	AWWSC Group Ins CAPX	UZ	2000000393	10/31/2012	0.54
53481200	AWWSC Group Ins CAPX	UZ	2000000394	10/31/2012	(6.43)
53481200	AWWSC Group Ins CAPX	UZ	2000000387	10/31/2012	(20.03)
53481200	AWWSC Group Ins CAPX	UZ	2000000394	10/31/2012	0.54
53481200	AWWSC Group Ins CAPX	UZ	2000000394	10/31/2012	(6.43)
53481200	AWWSC Group Ins CAPX	UZ	2000000385	10/31/2012	(5.46)
53481200	AWWSC Group Ins CAPX	UZ	2000000385	10/31/2012	(1.85)
53481200	AWWSC Group Ins CAPX	UZ	2000000385	10/31/2012	(5.01)
53481200	AWWSC Group Ins CAPX	UZ	2000000387	10/31/2012	(2.42)
53481200	AWWSC Group Ins CAPX	UZ	2000000396	10/31/2012	(3.22)
53481200	AWWSC Group Ins CAPX	UZ	2000000396	10/31/2012	0.27
53481200	AWWSC Group Ins CAPX	UZ	2000000385	10/31/2012	(2.42)
53481200	AWWSC Group Ins CAPX	UZ	2000000396	10/31/2012	0.27
53481200	AWWSC Group Ins CAPX	UZ	2000000398	10/31/2012	(3.22)

Kentucky American Water Company  
Case No. 2012-00520  
Response to PSC DR1, Item 31

Account	Description	Doc Type	Document Number	Posting Date	Amount
53481200	AWWSC Group Ins CAPX	UZ	2000000387	10/31/2012	(2.42)
53481200	AWWSC Group Ins CAPX	UZ	2000000393	10/31/2012	0.27
53481200	AWWSC Group Ins CAPX	UZ	2000000396	10/31/2012	(3.22)
53481200	AWWSC Group Ins CAPX	UZ	2000000385	10/31/2012	(22.83)
53481200	AWWSC Group Ins CAPX	UZ	2000000394	10/31/2012	0.54
53481200	AWWSC Group Ins CAPX	UZ	2000000396	10/31/2012	(6.43)
53481200	AWWSC Group Ins CAPX	UZ	2000000385	10/31/2012	(22.80)
53481200	AWWSC Group Ins CAPX	UZ	2000000394	10/31/2012	(6.43)
53481200	AWWSC Group Ins CAPX	UZ	2000000396	10/31/2012	0.54
53481200	AWWSC Group Ins CAPX	UZ	2000000385	10/31/2012	(80.49)
53481200	AWWSC Group Ins CAPX	UZ	2000000393	10/31/2012	1.62
53481200	AWWSC Group Ins CAPX	UZ	2000000394	10/31/2012	(19.29)
53481200	AWWSC Group Ins CAPX	UZ	2000000385	10/31/2012	(31.87)
53481200	AWWSC Group Ins CAPX	UZ	2000000396	10/31/2012	(16.09)
53481200	AWWSC Group Ins CAPX	UZ	2000000396	10/31/2012	1.35
53481200	AWWSC Group Ins CAPX	UZ	2000000385	10/31/2012	(4.14)
53481200	AWWSC Group Ins CAPX	UZ	2000000385	10/31/2012	2.96
53481200	AWWSC Group Ins CAPX	UZ	2000000394	10/31/2012	(19.29)
53481200	AWWSC Group Ins CAPX	UZ	2000000396	10/31/2012	1.62
53481200	AWWSC Group Ins CAPX	UZ	2000000385	10/31/2012	(4.31)
53481200	AWWSC Group Ins CAPX	UZ	2000000385	10/31/2012	2.95
53481200	AWWSC Group Ins CAPX	UZ	2000000394	10/31/2012	(22.51)
53481200	AWWSC Group Ins CAPX	UZ	2000000396	10/31/2012	1.89
53481200	AWWSC Group Ins CAPX	UZ	2000000387	10/31/2012	(216.76)
53481200	AWWSC Group Ins CAPX	UZ	2000000387	10/31/2012	136.64
53481200	AWWSC Group Ins CAPX	UZ	2000000394	10/31/2012	3.25
53481200	AWWSC Group Ins CAPX	UZ	2000000396	10/31/2012	(38.58)
53481200	AWWSC Group Ins CAPX	UZ	2000000385	10/31/2012	(50.27)
53481200	AWWSC Group Ins CAPX	UZ	2000000385	10/31/2012	32.34
53481200	AWWSC Group Ins CAPX	UZ	2000000393	10/31/2012	1.08
53481200	AWWSC Group Ins CAPX	UZ	2000000396	10/31/2012	(12.86)
53481200	AWWSC Group Ins CAPX	UZ	2000000385	10/31/2012	41.07
53481200	AWWSC Group Ins CAPX	UZ	2000000385	10/31/2012	(58.98)
53481200	AWWSC Group Ins CAPX	UZ	2000000394	10/31/2012	(12.86)
53481200	AWWSC Group Ins CAPX	UZ	2000000396	10/31/2012	1.08
53481200	AWWSC Group Ins CAPX	UZ	2000000385	10/31/2012	(80.73)
53481200	AWWSC Group Ins CAPX	UZ	2000000385	10/31/2012	49.78
53481200	AWWSC Group Ins CAPX	UZ	2000000393	10/31/2012	2.44
53481200	AWWSC Group Ins CAPX	UZ	2000000396	10/31/2012	(28.94)
53481200	AWWSC Group Ins CAPX	UZ	2000000385	10/31/2012	46.97
53481200	AWWSC Group Ins CAPX	UZ	2000000385	10/31/2012	(86.35)
53481200	AWWSC Group Ins CAPX	UZ	2000000394	10/31/2012	2.71
53481200	AWWSC Group Ins CAPX	UZ	2000000396	10/31/2012	(32.15)
53481300	AWWSC Other Ben CAPX	CF	9300003462	10/31/2012	5.28
53481300	AWWSC Other Ben CAPX	CF	9300003463	10/31/2012	3.61
53481300	AWWSC Other Ben CAPX	CF	9300003464	10/31/2012	5.53
53481300	AWWSC Other Ben CAPX	CF	9300003465	10/31/2012	10.37
53481300	AWWSC Other Ben CAPX	CF	9300003466	10/31/2012	46.41
53481300	AWWSC Other Ben CAPX	CF	9300003467	10/31/2012	6.08
53481300	AWWSC Other Ben CAPX	CF	9300003468	10/31/2012	127.19
53481300	AWWSC Other Ben CAPX	CF	9300003469	10/31/2012	10.43
53481300	AWWSC Other Ben CAPX	CF	9300003470	10/31/2012	3.01
53481300	AWWSC Other Ben CAPX	CF	9300003471	10/31/2012	2.12
53481300	AWWSC Other Ben CAPX	CF	9300003472	10/31/2012	67.00
53481300	AWWSC Other Ben CAPX	CF	9300003489	10/31/2012	40.94
53481300	AWWSC Other Ben CAPX	CF	9300003490	10/31/2012	9.83
53481300	AWWSC Other Ben CAPX	CF	9300003491	10/31/2012	18.33
53481300	AWWSC Other Ben CAPX	CF	9300003493	10/31/2012	36.44
53481300	AWWSC Other Ben CAPX	CF	9300003497	10/31/2012	3.98
53481300	AWWSC Other Ben CAPX	CF	9300003498	10/31/2012	5.12
53481300	AWWSC Other Ben CAPX	CF	9300003499	10/31/2012	1.33
53481300	AWWSC Other Ben CAPX	CF	9300003501	10/31/2012	421.37
53481300	AWWSC Other Ben CAPX	CF	9300003502	10/31/2012	26.62
53481300	AWWSC Other Ben CAPX	CF	9300003503	10/31/2012	23.11
53481300	AWWSC Other Ben CAPX	CF	9300003504	10/31/2012	(3.66)
53481300	AWWSC Other Ben CAPX	CF	9300003505	10/31/2012	31.96
53481300	AWWSC Other Ben CAPX	CF	9300003506	10/31/2012	1,928.07
53481300	AWWSC Other Ben CAPX	CF	9300003507	10/31/2012	50.12
53481300	AWWSC Other Ben CAPX	CF	9300003510	10/31/2012	28.74
53481300	AWWSC Other Ben CAPX	CF	9300003512	10/31/2012	25.20
53481300	AWWSC Other Ben CAPX	CF	9300003514	10/31/2012	20.39
53481300	AWWSC Other Ben CAPX	CF	9300003516	10/31/2012	5.21
53481300	AWWSC Other Ben CAPX	CF	9300003518	10/31/2012	4.17
53481300	AWWSC Other Ben CAPX	CF	9300003520	10/31/2012	10.06
53481300	AWWSC Other Ben CAPX	CF	9300003522	10/31/2012	6.75
53481300	AWWSC Other Ben CAPX	CF	9300003523	10/31/2012	325.34
53481300	AWWSC Other Ben CAPX	CF	9300003525	10/31/2012	329.26

Kentucky American Water Company  
Case No. 2012-00520  
Response to PSC DR1, Item 31

Account	Description	Doc Type	Document Number	Posting Date	Amount
53481300	AWWSC Other Ben CAPX	CF	9300003527	10/31/2012	326.94
53481300	AWWSC Other Ben CAPX	CF	9300003529	10/31/2012	861.23
53481300	AWWSC Other Ben CAPX	CF	9300003531	10/31/2012	316.55
53481300	AWWSC Other Ben CAPX	CF	9300003533	10/31/2012	773.99
53481300	AWWSC Other Ben CAPX	CF	9300003537	10/31/2012	49.97
53481300	AWWSC Other Ben CAPX	CF	9300003539	10/31/2012	51.12
53481300	AWWSC Other Ben CAPX	CF	9300003541	10/31/2012	50.95
53481300	AWWSC Other Ben CAPX	CF	9300003543	10/31/2012	10.48
53481300	AWWSC Other Ben CAPX	CF	9300003545	10/31/2012	27.54
53481300	AWWSC Other Ben CAPX	CF	9300003547	10/31/2012	50.46
53481300	AWWSC Other Ben CAPX	CF	9300003549	10/31/2012	1,717.23
53481300	AWWSC Other Ben CAPX	CF	9300003552	10/31/2012	1,453.27
53481300	AWWSC Other Ben CAPX	CF	9300003554	10/31/2012	633.33
53481300	AWWSC Other Ben CAPX	CF	9300003556	10/31/2012	26.71
53481300	AWWSC Other Ben CAPX	CF	9300003558	10/31/2012	26.64
53481300	AWWSC Other Ben CAPX	CF	9300003560	10/31/2012	26.71
53481300	AWWSC Other Ben CAPX	CF	9300003562	10/31/2012	76.37
53481300	AWWSC Other Ben CAPX	CF	9300003564	10/31/2012	76.34
53481300	AWWSC Other Ben CAPX	CF	9300003566	10/31/2012	1.53
53481300	AWWSC Other Ben CAPX	CF	9300003568	10/31/2012	1.53
53481300	AWWSC Other Ben CAPX	CF	9300003570	10/31/2012	1.53
53481300	AWWSC Other Ben CAPX	CF	9300003586	10/31/2012	(1,825.47)
53481300	AWWSC Other Ben CAPX	CF	9300003590	10/31/2012	(1,495.01)
53481300	AWWSC Other Ben CAPX	CF	9300003593	10/31/2012	(5.60)
53481300	AWWSC Other Ben CAPX	CF	9300003605	10/31/2012	(0.45)
53481300	AWWSC Other Ben CAPX	CF	9300003606	10/31/2012	2.59
53481300	AWWSC Other Ben CAPX	CF	9300003622	10/31/2012	36.62
53481300	AWWSC Other Ben CAPX	CF	9300003624	10/31/2012	1,110.77
53481300	AWWSC Other Ben CAPX	CF	9300003625	10/31/2012	35.80
53481300	AWWSC Other Ben CAPX	CF	9300003628	10/31/2012	1,824.52
53481300	AWWSC Other Ben CAPX	CF	9300003629	10/31/2012	46.19
53481300	AWWSC Other Ben CAPX	CF	9300003630	10/31/2012	1.20
53481300	AWWSC Other Ben CAPX	CF	9300003631	10/31/2012	(0.14)
53481300	AWWSC Other Ben CAPX	CF	9300003634	10/31/2012	48.13
53481300	AWWSC Other Ben CAPX	CF	9300003635	10/31/2012	(0.14)
53481300	AWWSC Other Ben CAPX	CF	9300003638	10/31/2012	26.71
53481300	AWWSC Other Ben CAPX	CF	9300003641	10/31/2012	26.71
53481300	AWWSC Other Ben CAPX	CF	9300003643	10/31/2012	114.88
53481300	AWWSC Other Ben CAPX	CF	9300003645	10/31/2012	114.92
53481300	AWWSC Other Ben CAPX	CF	9300003647	10/31/2012	48.04
53481300	AWWSC Other Ben CAPX	CF	9300003650	10/31/2012	30.54
53481300	AWWSC Other Ben CAPX	CF	9300003652	10/31/2012	18.39
53481300	AWWSC Other Ben CAPX	CF	9300003654	10/31/2012	299.53
53481300	AWWSC Other Ben CAPX	CF	9300003656	10/31/2012	7.04
53481300	AWWSC Other Ben CAPX	CF	9300003658	10/31/2012	7.03
53481300	AWWSC Other Ben CAPX	CF	9300003660	10/31/2012	14.33
53481300	AWWSC Other Ben CAPX	CF	9300003662	10/31/2012	54.02
53481300	AWWSC Other Ben CAPX	CF	9300003664	10/31/2012	36.74
53481300	AWWSC Other Ben CAPX	CF	9300003667	10/31/2012	1.73
53481300	AWWSC Other Ben CAPX	CF	9300003673	10/31/2012	(4.60)
53481300	AWWSC Other Ben CAPX	CF	9300003675	10/31/2012	(15.35)
53481300	AWWSC Other Ben CAPX	CF	9300003677	10/31/2012	(5.01)
53481300	AWWSC Other Ben CAPX	CF	9300003679	10/31/2012	5.66
53481300	AWWSC Other Ben CAPX	CF	9300003682	10/31/2012	0.37
53481300	AWWSC Other Ben CAPX	CF	9300003683	10/31/2012	(1.47)
53481300	AWWSC Other Ben CAPX	CF	9300003686	10/31/2012	(0.14)
53481300	AWWSC Other Ben CAPX	CF	9300003687	10/31/2012	1.14
53481300	AWWSC Other Ben CAPX	CF	9300003689	10/31/2012	1.14
53481300	AWWSC Other Ben CAPX	CF	9300003690	10/31/2012	(0.14)
53481300	AWWSC Other Ben CAPX	CF	9300003692	10/31/2012	0.73
53481300	AWWSC Other Ben CAPX	CF	9300003702	10/31/2012	(1.25)
53481300	AWWSC Other Ben CAPX	CF	9300003704	10/31/2012	0.42
53481300	AWWSC Other Ben CAPX	CF	9300003706	10/31/2012	0.56
53481300	AWWSC Other Ben CAPX	CF	9300003709	10/31/2012	(0.11)
53481300	AWWSC Other Ben CAPX	CF	9300003712	10/31/2012	7.61
53481300	AWWSC Other Ben CAPX	CF	9300003714	10/31/2012	5.51
53481300	AWWSC Other Ben CAPX	CF	9300003716	10/31/2012	5.51
53481300	AWWSC Other Ben CAPX	CF	9300003719	10/31/2012	3.75
53481300	AWWSC Other Ben CAPX	CF	9300003721	10/31/2012	(0.03)
53481300	AWWSC Other Ben CAPX	CF	9300003723	10/31/2012	8.15
53481300	AWWSC Other Ben CAPX	CF	9300003725	10/31/2012	4.25
53481300	AWWSC Other Ben CAPX	CF	9300003726	10/31/2012	0.56
53481300	AWWSC Other Ben CAPX	CF	9300003730	10/31/2012	3.16
53481300	AWWSC Other Ben CAPX	CF	9300003732	10/31/2012	(1.93)
53481300	AWWSC Other Ben CAPX	CF	9300003734	10/31/2012	(6.26)
53481300	AWWSC Other Ben CAPX	CF	9300003737	10/31/2012	26.46
53481300	AWWSC Other Ben CAPX	CF	9300003745	10/31/2012	1.47

Kentucky American Water Company  
Case No. 2012-00520  
Response to PSC DR1, Item 31

Account	Description	Doc Type	Document Number	Posting Date	Amount
53481300	AWWSC Other Ben CAPX	CF	9300003747	10/31/2012	0.94
53481300	AWWSC Other Ben CAPX	CF	9300003749	10/31/2012	(0.17)
53481300	AWWSC Other Ben CAPX	CF	9300003750	10/31/2012	(0.17)
53481300	AWWSC Other Ben CAPX	CF	9300003753	10/31/2012	2,262.00
53481300	AWWSC Other Ben CAPX	CF	9300003754	10/31/2012	27.06
53481300	AWWSC Other Ben CAPX	CF	9300003755	10/31/2012	(0.17)
53481300	AWWSC Other Ben CAPX	CF	9300003756	10/31/2012	(1.16)
53481300	AWWSC Other Ben CAPX	CF	9300003758	10/31/2012	1,841.13
53481300	AWWSC Other Ben CAPX	CF	9300003762	10/31/2012	507.94
53481300	AWWSC Other Ben CAPX	CF	9300003763	10/31/2012	(1.14)
53481300	AWWSC Other Ben CAPX	CF	9300003765	10/31/2012	492.23
53481300	AWWSC Other Ben CAPX	CF	9300003766	10/31/2012	(0.72)
53481300	AWWSC Other Ben CAPX	CF	9300003767	10/31/2012	4.84
53481300	AWWSC Other Ben CAPX	CF	9300003769	10/31/2012	9.30
53481300	AWWSC Other Ben CAPX	CF	9300003771	10/31/2012	(1.29)
53481300	AWWSC Other Ben CAPX	CF	9300003773	10/31/2012	4.69
53481300	AWWSC Other Ben CAPX	CF	9300003775	10/31/2012	4.69
53481300	AWWSC Other Ben CAPX	CF	9300003777	10/31/2012	3.57
53481300	AWWSC Other Ben CAPX	CF	9300003778	10/31/2012	4.22
53481300	AWWSC Other Ben CAPX	CF	9300003779	10/31/2012	18.20
53481300	AWWSC Other Ben CAPX	CF	9300003781	10/31/2012	(3.07)
53481300	AWWSC Other Ben CAPX	CF	9300003783	10/31/2012	8.80
53481300	AWWSC Other Ben CAPX	CF	9300003785	10/31/2012	(34.30)
53481300	AWWSC Other Ben CAPX	CF	9300003787	10/31/2012	51.44
53481300	AWWSC Other Ben CAPX	CF	9300003788	10/31/2012	13.25
53481300	AWWSC Other Ben CAPX	CF	9300003789	10/31/2012	(10.04)
53481300	AWWSC Other Ben CAPX	CF	9300003790	10/31/2012	(51.62)
53481300	AWWSC Other Ben CAPX	CF	9300003792	10/31/2012	80.43
53481300	AWWSC Other Ben CAPX	CF	9300003793	10/31/2012	18.27
53481300	AWWSC Other Ben CAPX	CF	9300003794	10/31/2012	(25.60)
53481300	AWWSC Other Ben CAPX	CF	9300003795	10/31/2012	(3.01)
53481300	AWWSC Other Ben CAPX	CF	9300003796	10/31/2012	(6.97)
53481300	AWWSC Other Ben CAPX	CF	9300003797	10/31/2012	3.01
53481300	AWWSC Other Ben CAPX	CF	9300003798	10/31/2012	9.58
53481300	AWWSC Other Ben CAPX	CF	9300003799	10/31/2012	33.83
53481300	AWWSC Other Ben CAPX	CF	9300003800	10/31/2012	(21.33)
53481300	AWWSC Other Ben CAPX	CF	9300003801	10/31/2012	(6.97)
53481300	AWWSC Other Ben CAPX	CF	9300003803	10/31/2012	9.56
53481300	AWWSC Other Ben CAPX	CF	9300003804	10/31/2012	29.56
53481300	AWWSC Other Ben CAPX	CF	9300003805	10/31/2012	(11.29)
53481300	AWWSC Other Ben CAPX	CF	9300003806	10/31/2012	(0.16)
53481300	AWWSC Other Ben CAPX	CF	9300003807	10/31/2012	(3.01)
53481300	AWWSC Other Ben CAPX	CF	9300003808	10/31/2012	(66.45)
53481300	AWWSC Other Ben CAPX	CF	9300003809	10/31/2012	98.09
53481300	AWWSC Other Ben CAPX	CF	9300003810	10/31/2012	3.01
53481300	AWWSC Other Ben CAPX	CF	9300003811	10/31/2012	24.54
53481300	AWWSC Other Ben CAPX	CF	9300003812	10/31/2012	(13.61)
53481300	AWWSC Other Ben CAPX	CF	9300003813	10/31/2012	14.38
53481300	AWWSC Other Ben CAPX	CF	9300003814	10/31/2012	(13.60)
53481300	AWWSC Other Ben CAPX	CF	9300003815	10/31/2012	14.22
53481300	AWWSC Other Ben CAPX	CF	9300003816	10/31/2012	540.61
53481300	AWWSC Other Ben CAPX	CF	9300004013	10/31/2012	711.39
53481300	AWWSC Other Ben CAPX	CF	9300004014	10/31/2012	303.61
53481300	AWWSC Other Ben CAPX	CF	9300004086	10/31/2012	0.18
53481300	AWWSC Other Ben CAPX	CF	9300004086	10/31/2012	1.67
53481300	AWWSC Other Ben CAPX	CF	9300004086	10/31/2012	1.61
53481300	AWWSC Other Ben CAPX	CF	9300004087	10/31/2012	0.22
53481300	AWWSC Other Ben CAPX	CF	9300004088	10/31/2012	0.32
53481300	AWWSC Other Ben CAPX	CF	9300004088	10/31/2012	0.01
53481300	AWWSC Other Ben CAPX	CF	9300004088	10/31/2012	0.85
53481300	AWWSC Other Ben CAPX	CF	9300004089	10/31/2012	0.14
53481300	AWWSC Other Ben CAPX	CF	9300004089	10/31/2012	0.06
53481300	AWWSC Other Ben CAPX	CF	9300004090	10/31/2012	0.51
53481300	AWWSC Other Ben CAPX	CF	9300004091	10/31/2012	0.21
53481300	AWWSC Other Ben CAPX	CF	9300004091	10/31/2012	1.41
53481300	AWWSC Other Ben CAPX	CF	9300004092	10/31/2012	0.11
53481300	AWWSC Other Ben CAPX	CF	9300004092	10/31/2012	0.13
53481300	AWWSC Other Ben CAPX	CF	9300004092	10/31/2012	1.70
53481300	AWWSC Other Ben CAPX	CF	9300004093	10/31/2012	0.27
53481300	AWWSC Other Ben CAPX	CF	9300004093	10/31/2012	0.10
53481300	AWWSC Other Ben CAPX	CF	9300004093	10/31/2012	0.41
53481300	AWWSC Other Ben CAPX	CF	9300004094	10/31/2012	0.43
53481300	AWWSC Other Ben CAPX	CF	9300004095	10/31/2012	66.69
53481300	AWWSC Other Ben CAPX	CF	9300004095	10/31/2012	39.94
53481300	AWWSC Other Ben CAPX	CF	9300004095	10/31/2012	34.69
53481300	AWWSC Other Ben CAPX	CF	9300004096	10/31/2012	(0.57)
53481300	AWWSC Other Ben CAPX	CF	9300004096	10/31/2012	0.52

Kentucky American Water Company  
Case No. 2012-00520  
Response to PSC DR1, Item 31

Account	Description	Doc Type	Document Number	Posting Date	Amount
53481300	AWWSC Other Ben CAPX	CF	9300004096	10/31/2012	(2.23)
53481300	AWWSC Other Ben CAPX	CF	9300004097	10/31/2012	1.00
53481300	AWWSC Other Ben CAPX	CF	9300004097	10/31/2012	65.46
53481300	AWWSC Other Ben CAPX	CF	9300004097	10/31/2012	14.56
53481300	AWWSC Other Ben CAPX	CF	9300004098	10/31/2012	7.91
53481300	AWWSC Other Ben CAPX	CF	9300004098	10/31/2012	23.08
53481300	AWWSC Other Ben CAPX	CF	9300004098	10/31/2012	12.56
53481300	AWWSC Other Ben CAPX	CF	9300004098	10/31/2012	2.55
53481300	AWWSC Other Ben CAPX	CF	9300004099	10/31/2012	58.96
53481300	AWWSC Other Ben CAPX	CF	9300004099	10/31/2012	7.34
53481300	AWWSC Other Ben CAPX	CF	9300004099	10/31/2012	14.88
53481300	AWWSC Other Ben CAPX	CF	9300004101	10/31/2012	16.21
53481300	AWWSC Other Ben CAPX	CF	9300004101	10/31/2012	(0.70)
53481300	AWWSC Other Ben CAPX	CF	9300004101	10/31/2012	32.87
53481300	AWWSC Other Ben CAPX	CF	9300004101	10/31/2012	(1.42)
53481300	AWWSC Other Ben CAPX	CF	9300004103	10/31/2012	1.37
53481300	AWWSC Other Ben CAPX	CF	9300004103	10/31/2012	73.36
53481300	AWWSC Other Ben CAPX	CF	9300004103	10/31/2012	2.79
53481300	AWWSC Other Ben CAPX	CF	9300004104	10/31/2012	30.83
53481300	AWWSC Other Ben CAPX	CF	9300004104	10/31/2012	62.52
53481300	AWWSC Other Ben CAPX	CF	9300004104	10/31/2012	148.76
53481300	AWWSC Other Ben CAPX	CF	9300004105	10/31/2012	0.16
53481300	AWWSC Other Ben CAPX	CF	9300004105	10/31/2012	0.19
53481300	AWWSC Other Ben CAPX	CF	9300004105	10/31/2012	0.14
53481300	AWWSC Other Ben CAPX	CF	9300004105	10/31/2012	0.10
53481300	AWWSC Other Ben CAPX	CF	9300004106	10/31/2012	0.49
53481300	AWWSC Other Ben CAPX	CF	9300004106	10/31/2012	0.33
53481300	AWWSC Other Ben CAPX	CF	9300004106	10/31/2012	0.48
53481300	AWWSC Other Ben CAPX	CF	9300004106	10/31/2012	0.19
53481300	AWWSC Other Ben CAPX	CF	9300004107	10/31/2012	0.05
53481300	AWWSC Other Ben CAPX	CF	9300004107	10/31/2012	0.18
53481300	AWWSC Other Ben CAPX	CF	9300004107	10/31/2012	0.02
53481300	AWWSC Other Ben CAPX	CF	9300004109	10/31/2012	0.06
53481300	AWWSC Other Ben CAPX	CF	9300004109	10/31/2012	0.02
53481300	AWWSC Other Ben CAPX	CF	9300004110	10/31/2012	0.03
53481300	AWWSC Other Ben CAPX	CF	9300004110	10/31/2012	0.02
53481300	AWWSC Other Ben CAPX	CF	9300004111	10/31/2012	0.06
53481300	AWWSC Other Ben CAPX	CF	9300004112	10/31/2012	0.07
53481300	AWWSC Other Ben CAPX	CF	9300004113	10/31/2012	0.01
53481300	AWWSC Other Ben CAPX	CF	9300004113	10/31/2012	0.01
53481300	AWWSC Other Ben CAPX	CF	9300004115	10/31/2012	0.04
53481300	AWWSC Other Ben CAPX	CF	9300004116	10/31/2012	0.01
53481300	AWWSC Other Ben CAPX	CF	9300004116	10/31/2012	0.02
53481300	AWWSC Other Ben CAPX	CF	9300004117	10/31/2012	0.01
53481300	AWWSC Other Ben CAPX	CF	9300004119	10/31/2012	0.02
53481300	AWWSC Other Ben CAPX	CF	9300004121	10/31/2012	23.32
53481300	AWWSC Other Ben CAPX	CF	9300004130	10/31/2012	76.50
53481300	AWWSC Other Ben CAPX	CF	9300004136	10/31/2012	4.12
53481300	AWWSC Other Ben CAPX	CF	9300004145	10/31/2012	12.01
53481300	AWWSC Other Ben CAPX	CF	9300004157	10/31/2012	2,345.72
53481300	AWWSC Other Ben CAPX	CF	9300004169	10/31/2012	(3.18)
53481300	AWWSC Other Ben CAPX	CF	9300004183	10/31/2012	(36.01)
53481300	AWWSC Other Ben CAPX	CF	9300004185	10/31/2012	26.78
53481300	AWWSC Other Ben CAPX	CF	9300004185	10/31/2012	45.62
53481300	AWWSC Other Ben CAPX	CF	9300004186	10/31/2012	16.93
53481300	AWWSC Other Ben CAPX	CF	9300004186	10/31/2012	7.43
53481300	AWWSC Other Ben CAPX	CF	9300004186	10/31/2012	4.01
53481300	AWWSC Other Ben CAPX	CF	9300004186	10/31/2012	17.14
53481300	AWWSC Other Ben CAPX	CF	9300004186	10/31/2012	47.05
53481300	AWWSC Other Ben CAPX	CF	9300004187	10/31/2012	26.88
53481300	AWWSC Other Ben CAPX	CF	9300004187	10/31/2012	44.70
53481300	AWWSC Other Ben CAPX	UT	9300004205	10/31/2012	(1,978.19)
53481300	AWWSC Other Ben CAPX	UT	9300004205	10/31/2012	(336.14)
53481300	AWWSC Other Ben CAPX	UT	9300004203	10/31/2012	(902.40)
53481300	AWWSC Other Ben CAPX	UT	9300004203	10/31/2012	(364.07)
53481300	AWWSC Other Ben CAPX	UZ	2000000387	10/31/2012	(1,015.00)
53481300	AWWSC Other Ben CAPX	UZ	2000000393	10/31/2012	(261.82)
53481300	AWWSC Other Ben CAPX	UZ	2000000396	10/31/2012	1.42
53481300	AWWSC Other Ben CAPX	UZ	2000000385	10/31/2012	(4.69)
53481300	AWWSC Other Ben CAPX	UZ	2000000394	10/31/2012	(6.30)
53481300	AWWSC Other Ben CAPX	UZ	2000000394	10/31/2012	0.10
53481300	AWWSC Other Ben CAPX	UZ	2000000385	10/31/2012	(4.69)
53481300	AWWSC Other Ben CAPX	UZ	2000000394	10/31/2012	(6.30)
53481300	AWWSC Other Ben CAPX	UZ	2000000394	10/31/2012	0.10
53481300	AWWSC Other Ben CAPX	UZ	2000000385	10/31/2012	(2.59)
53481300	AWWSC Other Ben CAPX	UZ	2000000385	10/31/2012	0.45
53481300	AWWSC Other Ben CAPX	UZ	2000000394	10/31/2012	0.10

Kentucky American Water Company  
Case No. 2012-00520  
Response to PSC DR1, Item 31

Account	Description	Doc Type	Document Number	Posting Date	Amount
53481300	AWWSC Other Ben CAPX	UZ	2000000396	10/31/2012	(6.30)
53481300	AWWSC Other Ben CAPX	UZ	2000000387	10/31/2012	(8.80)
53481300	AWWSC Other Ben CAPX	UZ	2000000394	10/31/2012	0.10
53481300	AWWSC Other Ben CAPX	UZ	2000000394	10/31/2012	(6.30)
53481300	AWWSC Other Ben CAPX	UZ	2000000385	10/31/2012	1.29
53481300	AWWSC Other Ben CAPX	UZ	2000000385	10/31/2012	(9.30)
53481300	AWWSC Other Ben CAPX	UZ	2000000394	10/31/2012	0.10
53481300	AWWSC Other Ben CAPX	UZ	2000000396	10/31/2012	(6.30)
53481300	AWWSC Other Ben CAPX	UZ	2000000385	10/31/2012	(4.84)
53481300	AWWSC Other Ben CAPX	UZ	2000000385	10/31/2012	(7.79)
53481300	AWWSC Other Ben CAPX	UZ	2000000393	10/31/2012	(6.30)
53481300	AWWSC Other Ben CAPX	UZ	2000000393	10/31/2012	0.10
53481300	AWWSC Other Ben CAPX	UZ	2000000385	10/31/2012	(18.20)
53481300	AWWSC Other Ben CAPX	UZ	2000000393	10/31/2012	0.30
53481300	AWWSC Other Ben CAPX	UZ	2000000394	10/31/2012	(18.89)
53481300	AWWSC Other Ben CAPX	UZ	2000000387	10/31/2012	3.07
53481300	AWWSC Other Ben CAPX	UZ	2000000385	10/31/2012	(1,841.13)
53481300	AWWSC Other Ben CAPX	UZ	2000000394	10/31/2012	0.60
53481300	AWWSC Other Ben CAPX	UZ	2000000396	10/31/2012	(37.77)
53481300	AWWSC Other Ben CAPX	UZ	2000000385	10/31/2012	(2,289.06)
53481300	AWWSC Other Ben CAPX	UZ	2000000394	10/31/2012	(62.95)
53481300	AWWSC Other Ben CAPX	UZ	2000000396	10/31/2012	1.00
53481300	AWWSC Other Ben CAPX	UZ	2000000385	10/31/2012	0.72
53481300	AWWSC Other Ben CAPX	UZ	2000000385	10/31/2012	(492.23)
53481300	AWWSC Other Ben CAPX	UZ	2000000394	10/31/2012	(18.89)
53481300	AWWSC Other Ben CAPX	UZ	2000000394	10/31/2012	0.30
53481300	AWWSC Other Ben CAPX	UZ	2000000385	10/31/2012	1.33
53481300	AWWSC Other Ben CAPX	UZ	2000000385	10/31/2012	0.34
53481300	AWWSC Other Ben CAPX	UZ	2000000385	10/31/2012	(507.94)
53481300	AWWSC Other Ben CAPX	UZ	2000000387	10/31/2012	1.14
53481300	AWWSC Other Ben CAPX	UZ	2000000393	10/31/2012	(33.81)
53481300	AWWSC Other Ben CAPX	UZ	2000000396	10/31/2012	0.50
53481300	AWWSC Other Ben CAPX	UZ	2000000385	10/31/2012	(0.94)
53481300	AWWSC Other Ben CAPX	UZ	2000000384	10/31/2012	(1.47)
53481300	AWWSC Other Ben CAPX	UZ	2000000387	10/31/2012	(26.46)
53481300	AWWSC Other Ben CAPX	UZ	2000000394	10/31/2012	(12.69)
53481300	AWWSC Other Ben CAPX	UZ	2000000396	10/31/2012	0.20
53481300	AWWSC Other Ben CAPX	UZ	2000000393	10/31/2012	(6.30)
53481300	AWWSC Other Ben CAPX	UZ	2000000394	10/31/2012	0.10
53481300	AWWSC Other Ben CAPX	UZ	2000000385	10/31/2012	6.26
53481300	AWWSC Other Ben CAPX	UZ	2000000385	10/31/2012	1.93
53481300	AWWSC Other Ben CAPX	UZ	2000000393	10/31/2012	(6.30)
53481300	AWWSC Other Ben CAPX	UZ	2000000394	10/31/2012	0.10
53481300	AWWSC Other Ben CAPX	UZ	2000000387	10/31/2012	(0.56)
53481300	AWWSC Other Ben CAPX	UZ	2000000385	10/31/2012	(4.25)
53481300	AWWSC Other Ben CAPX	UZ	2000000385	10/31/2012	(3.16)
53481300	AWWSC Other Ben CAPX	UZ	2000000394	10/31/2012	(0.10)
53481300	AWWSC Other Ben CAPX	UZ	2000000385	10/31/2012	(8.15)
53481300	AWWSC Other Ben CAPX	UZ	2000000394	10/31/2012	(18.89)
53481300	AWWSC Other Ben CAPX	UZ	2000000396	10/31/2012	0.30
53481300	AWWSC Other Ben CAPX	UZ	2000000387	10/31/2012	0.03
53481300	AWWSC Other Ben CAPX	UZ	2000000385	10/31/2012	(3.75)
53481300	AWWSC Other Ben CAPX	UZ	2000000396	10/31/2012	(6.30)
53481300	AWWSC Other Ben CAPX	UZ	2000000396	10/31/2012	0.10
53481300	AWWSC Other Ben CAPX	UZ	2000000385	10/31/2012	(5.51)
53481300	AWWSC Other Ben CAPX	UZ	2000000393	10/31/2012	0.10
53481300	AWWSC Other Ben CAPX	UZ	2000000394	10/31/2012	(6.30)
53481300	AWWSC Other Ben CAPX	UZ	2000000387	10/31/2012	(5.51)
53481300	AWWSC Other Ben CAPX	UZ	2000000393	10/31/2012	(6.30)
53481300	AWWSC Other Ben CAPX	UZ	2000000393	10/31/2012	0.10
53481300	AWWSC Other Ben CAPX	UZ	2000000384	10/31/2012	(7.61)
53481300	AWWSC Other Ben CAPX	UZ	2000000393	10/31/2012	(12.59)
53481300	AWWSC Other Ben CAPX	UZ	2000000396	10/31/2012	0.20
53481300	AWWSC Other Ben CAPX	UZ	2000000385	10/31/2012	0.11
53481300	AWWSC Other Ben CAPX	UZ	2000000387	10/31/2012	(0.56)
53481300	AWWSC Other Ben CAPX	UZ	2000000385	10/31/2012	(0.42)
53481300	AWWSC Other Ben CAPX	UZ	2000000385	10/31/2012	1.25
53481300	AWWSC Other Ben CAPX	UZ	2000000385	10/31/2012	(0.73)
53481300	AWWSC Other Ben CAPX	UZ	2000000385	10/31/2012	0.14
53481300	AWWSC Other Ben CAPX	UZ	2000000385	10/31/2012	(1.14)
53481300	AWWSC Other Ben CAPX	UZ	2000000384	10/31/2012	0.14
53481300	AWWSC Other Ben CAPX	UZ	2000000385	10/31/2012	(1.14)
53481300	AWWSC Other Ben CAPX	UZ	2000000385	10/31/2012	1.47
53481300	AWWSC Other Ben CAPX	UZ	2000000387	10/31/2012	(0.37)
53481300	AWWSC Other Ben CAPX	UZ	2000000385	10/31/2012	(5.66)
53481300	AWWSC Other Ben CAPX	UZ	2000000385	10/31/2012	5.01
53481300	AWWSC Other Ben CAPX	UZ	2000000394	10/31/2012	(18.89)

Kentucky American Water Company  
Case No. 2012-00520  
Response to PSC DR1, Item 31

Account	Description	Doc Type	Document Number	Posting Date	Amount
53481300	AWWSC Other Ben CAPX	UZ	2000000394	10/31/2012	0.30
53481300	AWWSC Other Ben CAPX	UZ	2000000385	10/31/2012	15.35
53481300	AWWSC Other Ben CAPX	UZ	2000000385	10/31/2012	4.60
53481300	AWWSC Other Ben CAPX	UZ	2000000396	10/31/2012	(6.30)
53481300	AWWSC Other Ben CAPX	UZ	2000000396	10/31/2012	0.10
53481300	AWWSC Other Ben CAPX	UZ	2000000385	10/31/2012	(36.74)
53481300	AWWSC Other Ben CAPX	UZ	2000000393	10/31/2012	(18.89)
53481300	AWWSC Other Ben CAPX	UZ	2000000394	10/31/2012	0.30
53481300	AWWSC Other Ben CAPX	UZ	2000000385	10/31/2012	(1.73)
53481300	AWWSC Other Ben CAPX	UZ	2000000393	10/31/2012	(6.30)
53481300	AWWSC Other Ben CAPX	UZ	2000000394	10/31/2012	0.10
53481300	AWWSC Other Ben CAPX	UZ	2000000385	10/31/2012	(54.02)
53481300	AWWSC Other Ben CAPX	UZ	2000000394	10/31/2012	0.80
53481300	AWWSC Other Ben CAPX	UZ	2000000396	10/31/2012	(50.37)
53481300	AWWSC Other Ben CAPX	UZ	2000000385	10/31/2012	(14.33)
53481300	AWWSC Other Ben CAPX	UZ	2000000393	10/31/2012	0.20
53481300	AWWSC Other Ben CAPX	UZ	2000000393	10/31/2012	(12.59)
53481300	AWWSC Other Ben CAPX	UZ	2000000385	10/31/2012	(7.03)
53481300	AWWSC Other Ben CAPX	UZ	2000000394	10/31/2012	0.20
53481300	AWWSC Other Ben CAPX	UZ	2000000394	10/31/2012	(12.59)
53481300	AWWSC Other Ben CAPX	UZ	2000000387	10/31/2012	(7.04)
53481300	AWWSC Other Ben CAPX	UZ	2000000394	10/31/2012	(12.59)
53481300	AWWSC Other Ben CAPX	UZ	2000000396	10/31/2012	0.20
53481300	AWWSC Other Ben CAPX	UZ	2000000385	10/31/2012	(299.53)
53481300	AWWSC Other Ben CAPX	UZ	2000000394	10/31/2012	0.20
53481300	AWWSC Other Ben CAPX	UZ	2000000396	10/31/2012	(12.59)
53481300	AWWSC Other Ben CAPX	UZ	2000000385	10/31/2012	(18.39)
53481300	AWWSC Other Ben CAPX	UZ	2000000394	10/31/2012	0.30
53481300	AWWSC Other Ben CAPX	UZ	2000000396	10/31/2012	(18.89)
53481300	AWWSC Other Ben CAPX	UZ	2000000385	10/31/2012	(30.54)
53481300	AWWSC Other Ben CAPX	UZ	2000000394	10/31/2012	(57.04)
53481300	AWWSC Other Ben CAPX	UZ	2000000394	10/31/2012	0.90
53481300	AWWSC Other Ben CAPX	UZ	2000000385	10/31/2012	(48.04)
53481300	AWWSC Other Ben CAPX	UZ	2000000394	10/31/2012	0.71
53481300	AWWSC Other Ben CAPX	UZ	2000000396	10/31/2012	(44.08)
53481300	AWWSC Other Ben CAPX	UZ	2000000385	10/31/2012	(114.92)
53481300	AWWSC Other Ben CAPX	UZ	2000000393	10/31/2012	0.40
53481300	AWWSC Other Ben CAPX	UZ	2000000394	10/31/2012	(25.18)
53481300	AWWSC Other Ben CAPX	UZ	2000000385	10/31/2012	(114.88)
53481300	AWWSC Other Ben CAPX	UZ	2000000394	10/31/2012	(25.18)
53481300	AWWSC Other Ben CAPX	UZ	2000000396	10/31/2012	0.40
53481300	AWWSC Other Ben CAPX	UZ	2000000385	10/31/2012	(26.71)
53481300	AWWSC Other Ben CAPX	UZ	2000000394	10/31/2012	0.30
53481300	AWWSC Other Ben CAPX	UZ	2000000396	10/31/2012	(18.89)
53481300	AWWSC Other Ben CAPX	UZ	2000000385	10/31/2012	(26.71)
53481300	AWWSC Other Ben CAPX	UZ	2000000394	10/31/2012	(18.89)
53481300	AWWSC Other Ben CAPX	UZ	2000000396	10/31/2012	0.30
53481300	AWWSC Other Ben CAPX	UZ	2000000385	10/31/2012	(48.13)
53481300	AWWSC Other Ben CAPX	UZ	2000000385	10/31/2012	0.14
53481300	AWWSC Other Ben CAPX	UZ	2000000396	10/31/2012	0.50
53481300	AWWSC Other Ben CAPX	UZ	2000000396	10/31/2012	(31.48)
53481300	AWWSC Other Ben CAPX	UZ	2000000385	10/31/2012	(47.39)
53481300	AWWSC Other Ben CAPX	UZ	2000000385	10/31/2012	0.14
53481300	AWWSC Other Ben CAPX	UZ	2000000394	10/31/2012	0.50
53481300	AWWSC Other Ben CAPX	UZ	2000000396	10/31/2012	(31.48)
53481300	AWWSC Other Ben CAPX	UZ	2000000385	10/31/2012	(1,824.52)
53481300	AWWSC Other Ben CAPX	UZ	2000000396	10/31/2012	6.92
53481300	AWWSC Other Ben CAPX	UZ	2000000396	10/31/2012	(434.40)
53481300	AWWSC Other Ben CAPX	UZ	2000000387	10/31/2012	(1,146.57)
53481300	AWWSC Other Ben CAPX	UZ	2000000394	10/31/2012	(201.46)
53481300	AWWSC Other Ben CAPX	UZ	2000000394	10/31/2012	3.21
53481300	AWWSC Other Ben CAPX	UZ	2000000387	10/31/2012	(36.62)
53481300	AWWSC Other Ben CAPX	UZ	2000000396	10/31/2012	0.71
53481300	AWWSC Other Ben CAPX	UZ	2000000396	10/31/2012	(44.08)
53481300	AWWSC Other Ben CAPX	UZ	2000000385	10/31/2012	5.60
53481300	AWWSC Other Ben CAPX	UZ	2000000387	10/31/2012	1,495.01
53481300	AWWSC Other Ben CAPX	UZ	2000000385	10/31/2012	1,825.47
53481300	AWWSC Other Ben CAPX	UZ	2000000385	10/31/2012	(25.20)
53481300	AWWSC Other Ben CAPX	UZ	2000000393	10/31/2012	0.30
53481300	AWWSC Other Ben CAPX	UZ	2000000394	10/31/2012	(18.89)
53481300	AWWSC Other Ben CAPX	UZ	2000000385	10/31/2012	(49.97)
53481300	AWWSC Other Ben CAPX	UZ	2000000393	10/31/2012	(37.77)
53481300	AWWSC Other Ben CAPX	UZ	2000000394	10/31/2012	0.60
53481300	AWWSC Other Ben CAPX	UZ	2000000385	10/31/2012	(20.39)
53481300	AWWSC Other Ben CAPX	UZ	2000000393	10/31/2012	(12.59)
53481300	AWWSC Other Ben CAPX	UZ	2000000394	10/31/2012	0.20
53481300	AWWSC Other Ben CAPX	UZ	2000000387	10/31/2012	(76.37)

Kentucky American Water Company  
Case No. 2012-00520  
Response to PSC DR1, Item 31

Account	Description	Doc Type	Document Number	Posting Date	Amount
53481300	AWWSC Other Ben CAPX	UZ	2000000394	10/31/2012	(12.59)
53481300	AWWSC Other Ben CAPX	UZ	2000000394	10/31/2012	0.20
53481300	AWWSC Other Ben CAPX	UZ	2000000385	10/31/2012	(26.71)
53481300	AWWSC Other Ben CAPX	UZ	2000000394	10/31/2012	(18.89)
53481300	AWWSC Other Ben CAPX	UZ	2000000394	10/31/2012	0.30
53481300	AWWSC Other Ben CAPX	UZ	2000000385	10/31/2012	(26.64)
53481300	AWWSC Other Ben CAPX	UZ	2000000396	10/31/2012	(18.89)
53481300	AWWSC Other Ben CAPX	UZ	2000000396	10/31/2012	0.30
53481300	AWWSC Other Ben CAPX	UZ	2000000385	10/31/2012	(26.71)
53481300	AWWSC Other Ben CAPX	UZ	2000000393	10/31/2012	(18.89)
53481300	AWWSC Other Ben CAPX	UZ	2000000396	10/31/2012	0.30
53481300	AWWSC Other Ben CAPX	UZ	2000000385	10/31/2012	(633.33)
53481300	AWWSC Other Ben CAPX	UZ	2000000393	10/31/2012	(75.54)
53481300	AWWSC Other Ben CAPX	UZ	2000000394	10/31/2012	1.21
53481300	AWWSC Other Ben CAPX	UZ	2000000385	10/31/2012	(1,453.27)
53481300	AWWSC Other Ben CAPX	UZ	2000000394	10/31/2012	0.60
53481300	AWWSC Other Ben CAPX	UZ	2000000396	10/31/2012	(37.77)
53481300	AWWSC Other Ben CAPX	UZ	2000000385	10/31/2012	(1,717.23)
53481300	AWWSC Other Ben CAPX	UZ	2000000394	10/31/2012	(163.68)
53481300	AWWSC Other Ben CAPX	UZ	2000000394	10/31/2012	2.61
53481300	AWWSC Other Ben CAPX	UZ	2000000385	10/31/2012	(50.46)
53481300	AWWSC Other Ben CAPX	UZ	2000000393	10/31/2012	(31.48)
53481300	AWWSC Other Ben CAPX	UZ	2000000394	10/31/2012	0.50
53481300	AWWSC Other Ben CAPX	UZ	2000000387	10/31/2012	(27.54)
53481300	AWWSC Other Ben CAPX	UZ	2000000394	10/31/2012	(25.18)
53481300	AWWSC Other Ben CAPX	UZ	2000000396	10/31/2012	0.40
53481300	AWWSC Other Ben CAPX	UZ	2000000387	10/31/2012	(10.48)
53481300	AWWSC Other Ben CAPX	UZ	2000000393	10/31/2012	(6.30)
53481300	AWWSC Other Ben CAPX	UZ	2000000396	10/31/2012	0.10
53481300	AWWSC Other Ben CAPX	UZ	2000000385	10/31/2012	(773.99)
53481300	AWWSC Other Ben CAPX	UZ	2000000393	10/31/2012	0.30
53481300	AWWSC Other Ben CAPX	UZ	2000000398	10/31/2012	(18.89)
53481300	AWWSC Other Ben CAPX	UZ	2000000385	10/31/2012	(316.55)
53481300	AWWSC Other Ben CAPX	UZ	2000000396	10/31/2012	(12.59)
53481300	AWWSC Other Ben CAPX	UZ	2000000396	10/31/2012	0.20
53481300	AWWSC Other Ben CAPX	UZ	2000000385	10/31/2012	(861.23)
53481300	AWWSC Other Ben CAPX	UZ	2000000396	10/31/2012	(31.48)
53481300	AWWSC Other Ben CAPX	UZ	2000000398	10/31/2012	0.50
53481300	AWWSC Other Ben CAPX	UZ	2000000385	10/31/2012	(50.95)
53481300	AWWSC Other Ben CAPX	UZ	2000000396	10/31/2012	0.60
53481300	AWWSC Other Ben CAPX	UZ	2000000396	10/31/2012	(37.77)
53481300	AWWSC Other Ben CAPX	UZ	2000000385	10/31/2012	(326.94)
53481300	AWWSC Other Ben CAPX	UZ	2000000394	10/31/2012	0.20
53481300	AWWSC Other Ben CAPX	UZ	2000000394	10/31/2012	(12.59)
53481300	AWWSC Other Ben CAPX	UZ	2000000387	10/31/2012	(329.26)
53481300	AWWSC Other Ben CAPX	UZ	2000000394	10/31/2012	0.30
53481300	AWWSC Other Ben CAPX	UZ	2000000396	10/31/2012	(18.89)
53481300	AWWSC Other Ben CAPX	UZ	2000000387	10/31/2012	(325.34)
53481300	AWWSC Other Ben CAPX	UZ	2000000396	10/31/2012	0.20
53481300	AWWSC Other Ben CAPX	UZ	2000000396	10/31/2012	(12.59)
53481300	AWWSC Other Ben CAPX	UZ	2000000387	10/31/2012	(6.75)
53481300	AWWSC Other Ben CAPX	UZ	2000000396	10/31/2012	0.20
53481300	AWWSC Other Ben CAPX	UZ	2000000396	10/31/2012	(12.59)
53481300	AWWSC Other Ben CAPX	UZ	2000000384	10/31/2012	(10.06)
53481300	AWWSC Other Ben CAPX	UZ	2000000385	10/31/2012	(4.17)
53481300	AWWSC Other Ben CAPX	UZ	2000000385	10/31/2012	(5.21)
53481300	AWWSC Other Ben CAPX	UZ	2000000387	10/31/2012	(1.53)
53481300	AWWSC Other Ben CAPX	UZ	2000000394	10/31/2012	0.10
53481300	AWWSC Other Ben CAPX	UZ	2000000396	10/31/2012	(6.30)
53481300	AWWSC Other Ben CAPX	UZ	2000000385	10/31/2012	(1.53)
53481300	AWWSC Other Ben CAPX	UZ	2000000396	10/31/2012	0.10
53481300	AWWSC Other Ben CAPX	UZ	2000000398	10/31/2012	(6.30)
53481300	AWWSC Other Ben CAPX	UZ	2000000385	10/31/2012	(1.53)
53481300	AWWSC Other Ben CAPX	UZ	2000000394	10/31/2012	(6.30)
53481300	AWWSC Other Ben CAPX	UZ	2000000396	10/31/2012	0.10
53481300	AWWSC Other Ben CAPX	UZ	2000000384	10/31/2012	(540.61)
53481300	AWWSC Other Ben CAPX	UZ	2000000396	10/31/2012	0.20
53481300	AWWSC Other Ben CAPX	UZ	2000000396	10/31/2012	(12.59)
53481300	AWWSC Other Ben CAPX	UZ	2000000385	10/31/2012	(76.34)
53481300	AWWSC Other Ben CAPX	UZ	2000000394	10/31/2012	(12.59)
53481300	AWWSC Other Ben CAPX	UZ	2000000396	10/31/2012	0.20
53481300	AWWSC Other Ben CAPX	UZ	2000000385	10/31/2012	(51.12)
53481300	AWWSC Other Ben CAPX	UZ	2000000393	10/31/2012	0.60
53481300	AWWSC Other Ben CAPX	UZ	2000000396	10/31/2012	(37.77)
53481300	AWWSC Other Ben CAPX	UZ	2000000385	10/31/2012	(28.74)
53481300	AWWSC Other Ben CAPX	UZ	2000000394	10/31/2012	(31.48)
53481300	AWWSC Other Ben CAPX	UZ	2000000396	10/31/2012	0.50



Kentucky American Water Company  
Case No. 2012-00520  
Response to PSC DR1, Item 31

Account	Description	Doc Type	Document Number	Posting Date	Amount
53481300	AWWSC Other Ben CAPX	UZ	200000385	10/31/2012	13.60
53481300	AWWSC Other Ben CAPX	UZ	200000387	10/31/2012	(14.22)
53481300	AWWSC Other Ben CAPX	UZ	200000396	10/31/2012	(37.77)
53481300	AWWSC Other Ben CAPX	UZ	200000396	10/31/2012	0.60
53481300	AWWSC Other Ben CAPX	UZ	200000385	10/31/2012	13.61
53481300	AWWSC Other Ben CAPX	UZ	200000385	10/31/2012	(14.38)
53481300	AWWSC Other Ben CAPX	UZ	200000394	10/31/2012	0.71
53481300	AWWSC Other Ben CAPX	UZ	200000396	10/31/2012	(44.08)
53481300	AWWSC Other Ben CAPX	UZ	200000385	10/31/2012	80.91
53481300	AWWSC Other Ben CAPX	UZ	200000387	10/31/2012	(125.64)
53481300	AWWSC Other Ben CAPX	UZ	200000394	10/31/2012	1.21
53481300	AWWSC Other Ben CAPX	UZ	200000394	10/31/2012	(75.54)
53481300	AWWSC Other Ben CAPX	UZ	200000385	10/31/2012	28.30
53481300	AWWSC Other Ben CAPX	UZ	200000387	10/31/2012	(39.12)
53481300	AWWSC Other Ben CAPX	UZ	200000394	10/31/2012	0.40
53481300	AWWSC Other Ben CAPX	UZ	200000396	10/31/2012	(25.18)
53481300	AWWSC Other Ben CAPX	UZ	200000385	10/31/2012	(46.42)
53481300	AWWSC Other Ben CAPX	UZ	200000385	10/31/2012	35.58
53481300	AWWSC Other Ben CAPX	UZ	200000394	10/31/2012	(25.18)
53481300	AWWSC Other Ben CAPX	UZ	200000396	10/31/2012	0.40
53481300	AWWSC Other Ben CAPX	UZ	200000385	10/31/2012	61.66
53481300	AWWSC Other Ben CAPX	UZ	200000385	10/31/2012	(98.70)
53481300	AWWSC Other Ben CAPX	UZ	200000396	10/31/2012	(56.66)
53481300	AWWSC Other Ben CAPX	UZ	200000396	10/31/2012	0.90
53481300	AWWSC Other Ben CAPX	UZ	200000385	10/31/2012	(64.69)
53481300	AWWSC Other Ben CAPX	UZ	200000385	10/31/2012	34.30
53481300	AWWSC Other Ben CAPX	UZ	200000393	10/31/2012	1.00
53481300	AWWSC Other Ben CAPX	UZ	200000394	10/31/2012	(62.95)
53481400	AWWSC Cont Svcs CAPX	CF	930003465	10/31/2012	6.82
53481400	AWWSC Cont Svcs CAPX	CF	930003508	10/31/2012	(58.55)
53481400	AWWSC Cont Svcs CAPX	CF	930003510	10/31/2012	797.64
53481400	AWWSC Cont Svcs CAPX	CF	930003514	10/31/2012	452.27
53481400	AWWSC Cont Svcs CAPX	CF	930003516	10/31/2012	104.06
53481400	AWWSC Cont Svcs CAPX	CF	930003518	10/31/2012	(467.10)
53481400	AWWSC Cont Svcs CAPX	CF	930003520	10/31/2012	(228.56)
53481400	AWWSC Cont Svcs CAPX	CF	930003537	10/31/2012	1,303.15
53481400	AWWSC Cont Svcs CAPX	CF	930003539	10/31/2012	1,303.15
53481400	AWWSC Cont Svcs CAPX	CF	930003541	10/31/2012	1,300.37
53481400	AWWSC Cont Svcs CAPX	CF	930003549	10/31/2012	1,525.96
53481400	AWWSC Cont Svcs CAPX	CF	930003552	10/31/2012	3,478.37
53481400	AWWSC Cont Svcs CAPX	CF	930003554	10/31/2012	2,290.10
53481400	AWWSC Cont Svcs CAPX	CF	930003556	10/31/2012	227.78
53481400	AWWSC Cont Svcs CAPX	CF	930003558	10/31/2012	227.78
53481400	AWWSC Cont Svcs CAPX	CF	930003560	10/31/2012	227.78
53481400	AWWSC Cont Svcs CAPX	CF	930003562	10/31/2012	196.20
53481400	AWWSC Cont Svcs CAPX	CF	930003564	10/31/2012	195.08
53481400	AWWSC Cont Svcs CAPX	CF	930003566	10/31/2012	283.50
53481400	AWWSC Cont Svcs CAPX	CF	930003568	10/31/2012	283.50
53481400	AWWSC Cont Svcs CAPX	CF	930003570	10/31/2012	283.50
53481400	AWWSC Cont Svcs CAPX	CF	930003572	10/31/2012	615.83
53481400	AWWSC Cont Svcs CAPX	CF	930003573	10/31/2012	(3,910.00)
53481400	AWWSC Cont Svcs CAPX	CF	930003575	10/31/2012	3,910.00
53481400	AWWSC Cont Svcs CAPX	CF	930003595	10/31/2012	(5.69)
53481400	AWWSC Cont Svcs CAPX	CF	930003599	10/31/2012	(251.55)
53481400	AWWSC Cont Svcs CAPX	CF	930003608	10/31/2012	297.30
53481400	AWWSC Cont Svcs CAPX	CF	930003609	10/31/2012	(1,626.26)
53481400	AWWSC Cont Svcs CAPX	CF	930003610	10/31/2012	(1,553.12)
53481400	AWWSC Cont Svcs CAPX	CF	930003611	10/31/2012	393.72
53481400	AWWSC Cont Svcs CAPX	CF	930003612	10/31/2012	653.36
53481400	AWWSC Cont Svcs CAPX	CF	930003613	10/31/2012	915.45
53481400	AWWSC Cont Svcs CAPX	CF	930003614	10/31/2012	393.72
53481400	AWWSC Cont Svcs CAPX	CF	930003616	10/31/2012	937.43
53481400	AWWSC Cont Svcs CAPX	CF	930003617	10/31/2012	405.66
53481400	AWWSC Cont Svcs CAPX	CF	930003618	10/31/2012	595.49
53481400	AWWSC Cont Svcs CAPX	CF	930003620	10/31/2012	931.43
53481400	AWWSC Cont Svcs CAPX	CF	930003624	10/31/2012	3,945.85
53481400	AWWSC Cont Svcs CAPX	CF	930003628	10/31/2012	4,213.99
53481400	AWWSC Cont Svcs CAPX	CF	930003629	10/31/2012	4,612.85
53481400	AWWSC Cont Svcs CAPX	CF	930003634	10/31/2012	5,833.49
53481400	AWWSC Cont Svcs CAPX	CF	930003638	10/31/2012	995.23
53481400	AWWSC Cont Svcs CAPX	CF	930003640	10/31/2012	(2.08)
53481400	AWWSC Cont Svcs CAPX	CF	930003641	10/31/2012	993.15
53481400	AWWSC Cont Svcs CAPX	CF	930003643	10/31/2012	553.77
53481400	AWWSC Cont Svcs CAPX	CF	930003645	10/31/2012	1,711.28
53481400	AWWSC Cont Svcs CAPX	CF	930003647	10/31/2012	1,061.96
53481400	AWWSC Cont Svcs CAPX	CF	930003652	10/31/2012	3,874.53
53481400	AWWSC Cont Svcs CAPX	CF	930003654	10/31/2012	7,333.18

Kentucky American Water Company  
Case No. 2012-00520  
Response to PSC DR1, Item 31

Account	Description	Doc Type	Document Number	Posting Date	Amount
53481400	AWWSC Cont Svcs CAPX	CF	9300003656	10/31/2012	425.25
53481400	AWWSC Cont Svcs CAPX	CF	9300003658	10/31/2012	425.25
53481400	AWWSC Cont Svcs CAPX	CF	9300003662	10/31/2012	1,189.96
53481400	AWWSC Cont Svcs CAPX	CF	9300003664	10/31/2012	17.04
53481400	AWWSC Cont Svcs CAPX	CF	9300003667	10/31/2012	(41.79)
53481400	AWWSC Cont Svcs CAPX	CF	9300003671	10/31/2012	17.04
53481400	AWWSC Cont Svcs CAPX	CF	9300003672	10/31/2012	17.04
53481400	AWWSC Cont Svcs CAPX	CF	9300003673	10/31/2012	(42.18)
53481400	AWWSC Cont Svcs CAPX	CF	9300003675	10/31/2012	(33.19)
53481400	AWWSC Cont Svcs CAPX	CF	9300003677	10/31/2012	221.25
53481400	AWWSC Cont Svcs CAPX	CF	9300003699	10/31/2012	37.90
53481400	AWWSC Cont Svcs CAPX	CF	9300003704	10/31/2012	(33.24)
53481400	AWWSC Cont Svcs CAPX	CF	9300003708	10/31/2012	63.56
53481400	AWWSC Cont Svcs CAPX	CF	9300003726	10/31/2012	4,582.56
53481400	AWWSC Cont Svcs CAPX	CF	9300003743	10/31/2012	182.77
53481400	AWWSC Cont Svcs CAPX	CF	9300003750	10/31/2012	7,138.60
53481400	AWWSC Cont Svcs CAPX	CF	9300003755	10/31/2012	8,047.32
53481400	AWWSC Cont Svcs CAPX	CF	9300003758	10/31/2012	476.53
53481400	AWWSC Cont Svcs CAPX	CF	9300003786	10/31/2012	4,537.62
53481400	AWWSC Cont Svcs CAPX	CF	9300003787	10/31/2012	(1,797.92)
53481400	AWWSC Cont Svcs CAPX	CF	9300003788	10/31/2012	340.01
53481400	AWWSC Cont Svcs CAPX	CF	9300003791	10/31/2012	3,169.34
53481400	AWWSC Cont Svcs CAPX	CF	9300003792	10/31/2012	(1,676.26)
53481400	AWWSC Cont Svcs CAPX	CF	9300003793	10/31/2012	340.01
53481400	AWWSC Cont Svcs CAPX	CF	9300003797	10/31/2012	17,621.92
53481400	AWWSC Cont Svcs CAPX	CF	9300003798	10/31/2012	(435.12)
53481400	AWWSC Cont Svcs CAPX	CF	9300003799	10/31/2012	572.92
53481400	AWWSC Cont Svcs CAPX	CF	9300003802	10/31/2012	2,922.00
53481400	AWWSC Cont Svcs CAPX	CF	9300003803	10/31/2012	(482.32)
53481400	AWWSC Cont Svcs CAPX	CF	9300003804	10/31/2012	517.27
53481400	AWWSC Cont Svcs CAPX	CF	9300003809	10/31/2012	2,187.77
53481400	AWWSC Cont Svcs CAPX	CF	9300003810	10/31/2012	7,275.00
53481400	AWWSC Cont Svcs CAPX	CF	9300003811	10/31/2012	646.88
53481400	AWWSC Cont Svcs CAPX	CF	9300003816	10/31/2012	198.23
53481400	AWWSC Cont Svcs CAPX	CF	9300004086	10/31/2012	0.60
53481400	AWWSC Cont Svcs CAPX	CF	9300004089	10/31/2012	0.15
53481400	AWWSC Cont Svcs CAPX	CF	9300004092	10/31/2012	1.07
53481400	AWWSC Cont Svcs CAPX	CF	9300004094	10/31/2012	0.62
53481400	AWWSC Cont Svcs CAPX	CF	9300004096	10/31/2012	165.93
53481400	AWWSC Cont Svcs CAPX	CF	9300004098	10/31/2012	620.74
53481400	AWWSC Cont Svcs CAPX	CF	9300004102	10/31/2012	23.55
53481400	AWWSC Cont Svcs CAPX	CF	9300004102	10/31/2012	47.75
53481400	AWWSC Cont Svcs CAPX	CF	9300004108	10/31/2012	0.22
53481400	AWWSC Cont Svcs CAPX	CF	9300004109	10/31/2012	(0.03)
53481400	AWWSC Cont Svcs CAPX	CF	9300004117	10/31/2012	0.08
53481400	AWWSC Cont Svcs CAPX	CF	9300004152	10/31/2012	1,011.07
53481400	AWWSC Cont Svcs CAPX	CF	9300004185	10/31/2012	1.34
53481400	AWWSC Cont Svcs CAPX	CF	9300004186	10/31/2012	23.53
53481400	AWWSC Cont Svcs CAPX	CF	9300004187	10/31/2012	31.21
53481400	AWWSC Cont Svcs CAPX	UT	9300004205	10/31/2012	(788.77)
53481400	AWWSC Cont Svcs CAPX	UT	9300004203	10/31/2012	(6.82)
53481400	AWWSC Cont Svcs CAPX	UT	9300004203	10/31/2012	(79.41)
53481400	AWWSC Cont Svcs CAPX	UZ	2000000396	10/31/2012	(47.75)
53481400	AWWSC Cont Svcs CAPX	UZ	2000000394	10/31/2012	(2.59)
53481400	AWWSC Cont Svcs CAPX	UZ	2000000393	10/31/2012	(2.59)
53481400	AWWSC Cont Svcs CAPX	UZ	2000000393	10/31/2012	(2.59)
53481400	AWWSC Cont Svcs CAPX	UZ	2000000393	10/31/2012	(2.59)
53481400	AWWSC Cont Svcs CAPX	UZ	2000000396	10/31/2012	(2.59)
53481400	AWWSC Cont Svcs CAPX	UZ	2000000394	10/31/2012	(2.59)
53481400	AWWSC Cont Svcs CAPX	UZ	2000000394	10/31/2012	(7.76)
53481400	AWWSC Cont Svcs CAPX	UZ	2000000387	10/31/2012	(476.53)
53481400	AWWSC Cont Svcs CAPX	UZ	2000000394	10/31/2012	(15.51)
53481400	AWWSC Cont Svcs CAPX	UZ	2000000396	10/31/2012	(25.86)
53481400	AWWSC Cont Svcs CAPX	UZ	2000000394	10/31/2012	(7.76)
53481400	AWWSC Cont Svcs CAPX	UZ	2000000385	10/31/2012	(8,047.32)
53481400	AWWSC Cont Svcs CAPX	UZ	2000000387	10/31/2012	(7,138.60)
53481400	AWWSC Cont Svcs CAPX	UZ	2000000398	10/31/2012	(13.15)
53481400	AWWSC Cont Svcs CAPX	UZ	2000000387	10/31/2012	(182.77)
53481400	AWWSC Cont Svcs CAPX	UZ	2000000396	10/31/2012	(5.45)
53481400	AWWSC Cont Svcs CAPX	UZ	2000000396	10/31/2012	(2.59)
53481400	AWWSC Cont Svcs CAPX	UZ	2000000394	10/31/2012	(2.59)
53481400	AWWSC Cont Svcs CAPX	UZ	2000000385	10/31/2012	(4,582.56)
53481400	AWWSC Cont Svcs CAPX	UZ	2000000394	10/31/2012	(0.28)
53481400	AWWSC Cont Svcs CAPX	UZ	2000000385	10/31/2012	251.55
53481400	AWWSC Cont Svcs CAPX	UZ	2000000394	10/31/2012	(7.76)
53481400	AWWSC Cont Svcs CAPX	UZ	2000000394	10/31/2012	(2.59)
53481400	AWWSC Cont Svcs CAPX	UZ	2000000396	10/31/2012	(2.59)

Kentucky American Water Company  
Case No. 2012-00520  
Response to PSC DR1, Item 31

Account	Description	Doc Type	Document Number	Posting Date	Amount
53481400	AWWSC Cont Svcs CAPX	UZ	2000000393	10/31/2012	(2.59)
53481400	AWWSC Cont Svcs CAPX	UZ	2000000396	10/31/2012	(5.17)
53481400	AWWSC Cont Svcs CAPX	UZ	2000000385	10/31/2012	(63.56)
53481400	AWWSC Cont Svcs CAPX	UZ	2000000385	10/31/2012	33.24
53481400	AWWSC Cont Svcs CAPX	UZ	2000000385	10/31/2012	(37.90)
53481400	AWWSC Cont Svcs CAPX	UZ	2000000385	10/31/2012	(221.25)
53481400	AWWSC Cont Svcs CAPX	UZ	2000000394	10/31/2012	(7.76)
53481400	AWWSC Cont Svcs CAPX	UZ	2000000387	10/31/2012	33.19
53481400	AWWSC Cont Svcs CAPX	UZ	2000000387	10/31/2012	42.18
53481400	AWWSC Cont Svcs CAPX	UZ	2000000396	10/31/2012	(2.59)
53481400	AWWSC Cont Svcs CAPX	UZ	2000000385	10/31/2012	(17.04)
53481400	AWWSC Cont Svcs CAPX	UZ	2000000385	10/31/2012	(17.04)
53481400	AWWSC Cont Svcs CAPX	UZ	2000000393	10/31/2012	(7.76)
53481400	AWWSC Cont Svcs CAPX	UZ	2000000386	10/31/2012	(17.04)
53481400	AWWSC Cont Svcs CAPX	UZ	2000000385	10/31/2012	41.79
53481400	AWWSC Cont Svcs CAPX	UZ	2000000396	10/31/2012	(2.59)
53481400	AWWSC Cont Svcs CAPX	UZ	2000000385	10/31/2012	(1,189.96)
53481400	AWWSC Cont Svcs CAPX	UZ	2000000396	10/31/2012	(20.68)
53481400	AWWSC Cont Svcs CAPX	UZ	2000000394	10/31/2012	(5.17)
53481400	AWWSC Cont Svcs CAPX	UZ	2000000385	10/31/2012	(425.25)
53481400	AWWSC Cont Svcs CAPX	UZ	2000000393	10/31/2012	(5.17)
53481400	AWWSC Cont Svcs CAPX	UZ	2000000387	10/31/2012	(425.25)
53481400	AWWSC Cont Svcs CAPX	UZ	2000000394	10/31/2012	(5.17)
53481400	AWWSC Cont Svcs CAPX	UZ	2000000385	10/31/2012	(7,333.18)
53481400	AWWSC Cont Svcs CAPX	UZ	2000000394	10/31/2012	(5.17)
53481400	AWWSC Cont Svcs CAPX	UZ	2000000385	10/31/2012	(3,874.53)
53481400	AWWSC Cont Svcs CAPX	UZ	2000000394	10/31/2012	(7.76)
53481400	AWWSC Cont Svcs CAPX	UZ	2000000394	10/31/2012	(23.35)
53481400	AWWSC Cont Svcs CAPX	UZ	2000000394	10/31/2012	0.03
53481400	AWWSC Cont Svcs CAPX	UZ	2000000385	10/31/2012	(1,061.96)
53481400	AWWSC Cont Svcs CAPX	UZ	2000000394	10/31/2012	(18.10)
53481400	AWWSC Cont Svcs CAPX	UZ	2000000385	10/31/2012	(1,711.28)
53481400	AWWSC Cont Svcs CAPX	UZ	2000000393	10/31/2012	(10.34)
53481400	AWWSC Cont Svcs CAPX	UZ	2000000385	10/31/2012	(553.77)
53481400	AWWSC Cont Svcs CAPX	UZ	2000000394	10/31/2012	(10.34)
53481400	AWWSC Cont Svcs CAPX	UZ	2000000385	10/31/2012	(993.15)
53481400	AWWSC Cont Svcs CAPX	UZ	2000000387	10/31/2012	2.08
53481400	AWWSC Cont Svcs CAPX	UZ	2000000396	10/31/2012	(7.76)
53481400	AWWSC Cont Svcs CAPX	UZ	2000000387	10/31/2012	(995.23)
53481400	AWWSC Cont Svcs CAPX	UZ	2000000394	10/31/2012	(7.76)
53481400	AWWSC Cont Svcs CAPX	UZ	2000000385	10/31/2012	(5,833.49)
53481400	AWWSC Cont Svcs CAPX	UZ	2000000393	10/31/2012	(12.93)
53481400	AWWSC Cont Svcs CAPX	UZ	2000000385	10/31/2012	(4,612.85)
53481400	AWWSC Cont Svcs CAPX	UZ	2000000393	10/31/2012	(12.93)
53481400	AWWSC Cont Svcs CAPX	UZ	2000000385	10/31/2012	(4,213.99)
53481400	AWWSC Cont Svcs CAPX	UZ	2000000394	10/31/2012	(178.41)
53481400	AWWSC Cont Svcs CAPX	UZ	2000000385	10/31/2012	(3,945.85)
53481400	AWWSC Cont Svcs CAPX	UZ	2000000394	10/31/2012	(82.74)
53481400	AWWSC Cont Svcs CAPX	UZ	2000000396	10/31/2012	(18.10)
53481400	AWWSC Cont Svcs CAPX	UZ	2000000387	10/31/2012	5.69
53481400	AWWSC Cont Svcs CAPX	UZ	2000000387	10/31/2012	(3,910.00)
53481400	AWWSC Cont Svcs CAPX	UZ	2000000387	10/31/2012	3,910.00
53481400	AWWSC Cont Svcs CAPX	UZ	2000000394	10/31/2012	(7.76)
53481400	AWWSC Cont Svcs CAPX	UZ	2000000387	10/31/2012	(1,303.15)
53481400	AWWSC Cont Svcs CAPX	UZ	2000000393	10/31/2012	(15.51)
53481400	AWWSC Cont Svcs CAPX	UZ	2000000385	10/31/2012	58.55
53481400	AWWSC Cont Svcs CAPX	UZ	2000000385	10/31/2012	(452.27)
53481400	AWWSC Cont Svcs CAPX	UZ	2000000396	10/31/2012	(5.17)
53481400	AWWSC Cont Svcs CAPX	UZ	2000000387	10/31/2012	(196.20)
53481400	AWWSC Cont Svcs CAPX	UZ	2000000393	10/31/2012	(5.17)
53481400	AWWSC Cont Svcs CAPX	UZ	2000000387	10/31/2012	(227.78)
53481400	AWWSC Cont Svcs CAPX	UZ	2000000396	10/31/2012	(7.76)
53481400	AWWSC Cont Svcs CAPX	UZ	2000000387	10/31/2012	(227.78)
53481400	AWWSC Cont Svcs CAPX	UZ	2000000394	10/31/2012	(7.76)
53481400	AWWSC Cont Svcs CAPX	UZ	2000000385	10/31/2012	(227.78)
53481400	AWWSC Cont Svcs CAPX	UZ	2000000396	10/31/2012	(7.76)
53481400	AWWSC Cont Svcs CAPX	UZ	2000000385	10/31/2012	(2,290.10)
53481400	AWWSC Cont Svcs CAPX	UZ	2000000394	10/31/2012	(31.03)
53481400	AWWSC Cont Svcs CAPX	UZ	2000000385	10/31/2012	(3,478.37)
53481400	AWWSC Cont Svcs CAPX	UZ	2000000396	10/31/2012	(15.51)
53481400	AWWSC Cont Svcs CAPX	UZ	2000000385	10/31/2012	(1,525.96)
53481400	AWWSC Cont Svcs CAPX	UZ	2000000396	10/31/2012	(67.23)
53481400	AWWSC Cont Svcs CAPX	UZ	2000000396	10/31/2012	(12.93)
53481400	AWWSC Cont Svcs CAPX	UZ	2000000394	10/31/2012	(10.34)
53481400	AWWSC Cont Svcs CAPX	UZ	2000000396	10/31/2012	(2.59)
53481400	AWWSC Cont Svcs CAPX	UZ	2000000396	10/31/2012	(7.76)
53481400	AWWSC Cont Svcs CAPX	UZ	2000000394	10/31/2012	(5.17)

Kentucky American Water Company  
Case No. 2012-00520  
Response to PSC DR1, Item 31

Account	Description	Doc Type	Document Number	Posting Date	Amount
53481400	AWWSC Cont Svcs CAPX	UZ	2000000396	10/31/2012	(12.93)
53481400	AWWSC Cont Svcs CAPX	UZ	2000000385	10/31/2012	(1,300.37)
53481400	AWWSC Cont Svcs CAPX	UZ	2000000394	10/31/2012	(15.51)
53481400	AWWSC Cont Svcs CAPX	UZ	2000000396	10/31/2012	(5.17)
53481400	AWWSC Cont Svcs CAPX	UZ	2000000394	10/31/2012	(7.76)
53481400	AWWSC Cont Svcs CAPX	UZ	2000000396	10/31/2012	(5.17)
53481400	AWWSC Cont Svcs CAPX	UZ	2000000396	10/31/2012	(5.17)
53481400	AWWSC Cont Svcs CAPX	UZ	2000000385	10/31/2012	228.56
53481400	AWWSC Cont Svcs CAPX	UZ	2000000385	10/31/2012	467.10
53481400	AWWSC Cont Svcs CAPX	UZ	2000000385	10/31/2012	(104.06)
53481400	AWWSC Cont Svcs CAPX	UZ	2000000387	10/31/2012	(615.83)
53481400	AWWSC Cont Svcs CAPX	UZ	2000000385	10/31/2012	(283.50)
53481400	AWWSC Cont Svcs CAPX	UZ	2000000393	10/31/2012	(2.59)
53481400	AWWSC Cont Svcs CAPX	UZ	2000000387	10/31/2012	(283.50)
53481400	AWWSC Cont Svcs CAPX	UZ	2000000396	10/31/2012	(2.59)
53481400	AWWSC Cont Svcs CAPX	UZ	2000000385	10/31/2012	(283.50)
53481400	AWWSC Cont Svcs CAPX	UZ	2000000394	10/31/2012	(2.59)
53481400	AWWSC Cont Svcs CAPX	UZ	2000000387	10/31/2012	(198.23)
53481400	AWWSC Cont Svcs CAPX	UZ	2000000393	10/31/2012	(5.17)
53481400	AWWSC Cont Svcs CAPX	UZ	2000000385	10/31/2012	(195.08)
53481400	AWWSC Cont Svcs CAPX	UZ	2000000394	10/31/2012	(5.17)
53481400	AWWSC Cont Svcs CAPX	UZ	2000000387	10/31/2012	(1,303.15)
53481400	AWWSC Cont Svcs CAPX	UZ	2000000393	10/31/2012	(15.51)
53481400	AWWSC Cont Svcs CAPX	UZ	2000000385	10/31/2012	(797.64)
53481400	AWWSC Cont Svcs CAPX	UZ	2000000396	10/31/2012	(12.93)
53481400	AWWSC Cont Svcs CAPX	UZ	2000000393	10/31/2012	(15.51)
53481400	AWWSC Cont Svcs CAPX	UZ	2000000394	10/31/2012	(18.10)
53481400	AWWSC Cont Svcs CAPX	UZ	2000000385	10/31/2012	(12,042.23)
53481400	AWWSC Cont Svcs CAPX	UZ	2000000396	10/31/2012	(31.03)
53481400	AWWSC Cont Svcs CAPX	UZ	2000000385	10/31/2012	482.32
53481400	AWWSC Cont Svcs CAPX	UZ	2000000385	10/31/2012	(4,770.42)
53481400	AWWSC Cont Svcs CAPX	UZ	2000000398	10/31/2012	(10.34)
53481400	AWWSC Cont Svcs CAPX	UZ	2000000385	10/31/2012	(20,157.37)
53481400	AWWSC Cont Svcs CAPX	UZ	2000000385	10/31/2012	435.12
53481400	AWWSC Cont Svcs CAPX	UZ	2000000394	10/31/2012	(10.34)
53481400	AWWSC Cont Svcs CAPX	UZ	2000000385	10/31/2012	3,229.38
53481400	AWWSC Cont Svcs CAPX	UZ	2000000385	10/31/2012	(3,509.35)
53481400	AWWSC Cont Svcs CAPX	UZ	2000000398	10/31/2012	(23.27)
53481400	AWWSC Cont Svcs CAPX	UZ	2000000385	10/31/2012	3,424.18
53481400	AWWSC Cont Svcs CAPX	UZ	2000000387	10/31/2012	(5,174.93)
53481400	AWWSC Cont Svcs CAPX	UZ	2000000398	10/31/2012	(25.86)
53481500	AWWSC Off Suppl CAPX	CF	9300003457	10/31/2012	(430.93)
53481500	AWWSC Off Suppl CAPX	CF	9300003465	10/31/2012	18.91
53481500	AWWSC Off Suppl CAPX	CF	9300003466	10/31/2012	68.69
53481500	AWWSC Off Suppl CAPX	CF	9300003468	10/31/2012	31.57
53481500	AWWSC Off Suppl CAPX	CF	9300003490	10/31/2012	183.76
53481500	AWWSC Off Suppl CAPX	CF	9300003493	10/31/2012	147.73
53481500	AWWSC Off Suppl CAPX	CF	9300003509	10/31/2012	(7.35)
53481500	AWWSC Off Suppl CAPX	CF	9300003511	10/31/2012	(16.74)
53481500	AWWSC Off Suppl CAPX	CF	9300003513	10/31/2012	(5.96)
53481500	AWWSC Off Suppl CAPX	CF	9300003515	10/31/2012	(14.61)
53481500	AWWSC Off Suppl CAPX	CF	9300003517	10/31/2012	0.05
53481500	AWWSC Off Suppl CAPX	CF	9300003519	10/31/2012	14.10
53481500	AWWSC Off Suppl CAPX	CF	9300003521	10/31/2012	(3.64)
53481500	AWWSC Off Suppl CAPX	CF	9300003524	10/31/2012	(31.70)
53481500	AWWSC Off Suppl CAPX	CF	9300003526	10/31/2012	(33.20)
53481500	AWWSC Off Suppl CAPX	CF	9300003528	10/31/2012	(31.84)
53481500	AWWSC Off Suppl CAPX	CF	9300003530	10/31/2012	(68.75)
53481500	AWWSC Off Suppl CAPX	CF	9300003532	10/31/2012	(32.28)
53481500	AWWSC Off Suppl CAPX	CF	9300003534	10/31/2012	(62.58)
53481500	AWWSC Off Suppl CAPX	CF	9300003535	10/31/2012	4.49
53481500	AWWSC Off Suppl CAPX	CF	9300003536	10/31/2012	(0.78)
53481500	AWWSC Off Suppl CAPX	CF	9300003538	10/31/2012	(20.13)
53481500	AWWSC Off Suppl CAPX	CF	9300003540	10/31/2012	(19.63)
53481500	AWWSC Off Suppl CAPX	CF	9300003542	10/31/2012	(19.74)
53481500	AWWSC Off Suppl CAPX	CF	9300003544	10/31/2012	(2.65)
53481500	AWWSC Off Suppl CAPX	CF	9300003546	10/31/2012	(8.63)
53481500	AWWSC Off Suppl CAPX	CF	9300003548	10/31/2012	(8.73)
53481500	AWWSC Off Suppl CAPX	CF	9300003550	10/31/2012	(179.60)
53481500	AWWSC Off Suppl CAPX	CF	9300003553	10/31/2012	(181.95)
53481500	AWWSC Off Suppl CAPX	CF	9300003555	10/31/2012	(84.86)
53481500	AWWSC Off Suppl CAPX	CF	9300003557	10/31/2012	(9.98)
53481500	AWWSC Off Suppl CAPX	CF	9300003559	10/31/2012	(9.98)
53481500	AWWSC Off Suppl CAPX	CF	9300003561	10/31/2012	(9.98)
53481500	AWWSC Off Suppl CAPX	CF	9300003563	10/31/2012	(4.82)
53481500	AWWSC Off Suppl CAPX	CF	9300003565	10/31/2012	(4.48)
53481500	AWWSC Off Suppl CAPX	CF	9300003567	10/31/2012	(6.84)

Kentucky American Water Company  
Case No. 2012-00520  
Response to PSC DR1, Item 31

Account	Description	Doc Type	Document Number	Posting Date	Amount
53481500	AWWSC Off Suppl CAPX	CF	9300003569	10/31/2012	(6.56)
53481500	AWWSC Off Suppl CAPX	CF	9300003571	10/31/2012	(7.17)
53481500	AWWSC Off Suppl CAPX	CF	9300003574	10/31/2012	(62.56)
53481500	AWWSC Off Suppl CAPX	CF	9300003577	10/31/2012	(5.93)
53481500	AWWSC Off Suppl CAPX	CF	9300003579	10/31/2012	(5.93)
53481500	AWWSC Off Suppl CAPX	CF	9300003581	10/31/2012	(3.95)
53481500	AWWSC Off Suppl CAPX	CF	9300003583	10/31/2012	(3.95)
53481500	AWWSC Off Suppl CAPX	CF	9300003585	10/31/2012	(3.95)
53481500	AWWSC Off Suppl CAPX	CF	9300003587	10/31/2012	(29.21)
53481500	AWWSC Off Suppl CAPX	CF	9300003588	10/31/2012	(0.10)
53481500	AWWSC Off Suppl CAPX	CF	9300003589	10/31/2012	(0.10)
53481500	AWWSC Off Suppl CAPX	CF	9300003591	10/31/2012	(23.92)
53481500	AWWSC Off Suppl CAPX	CF	9300003594	10/31/2012	(4.82)
53481500	AWWSC Off Suppl CAPX	CF	9300003596	10/31/2012	(0.07)
53481500	AWWSC Off Suppl CAPX	CF	9300003597	10/31/2012	(0.07)
53481500	AWWSC Off Suppl CAPX	CF	9300003598	10/31/2012	(0.07)
53481500	AWWSC Off Suppl CAPX	CF	9300003600	10/31/2012	(4.69)
53481500	AWWSC Off Suppl CAPX	CF	9300003601	10/31/2012	7.51
53481500	AWWSC Off Suppl CAPX	CF	9300003602	10/31/2012	(7.29)
53481500	AWWSC Off Suppl CAPX	CF	9300003603	10/31/2012	(6.75)
53481500	AWWSC Off Suppl CAPX	CF	9300003604	10/31/2012	(1.62)
53481500	AWWSC Off Suppl CAPX	CF	9300003607	10/31/2012	(0.66)
53481500	AWWSC Off Suppl CAPX	CF	9300003608	10/31/2012	(6.84)
53481500	AWWSC Off Suppl CAPX	CF	9300003609	10/31/2012	(26.02)
53481500	AWWSC Off Suppl CAPX	CF	9300003610	10/31/2012	(24.85)
53481500	AWWSC Off Suppl CAPX	CF	9300003611	10/31/2012	(2.36)
53481500	AWWSC Off Suppl CAPX	CF	9300003613	10/31/2012	(65.16)
53481500	AWWSC Off Suppl CAPX	CF	9300003614	10/31/2012	(2.37)
53481500	AWWSC Off Suppl CAPX	CF	9300003615	10/31/2012	(40.05)
53481500	AWWSC Off Suppl CAPX	CF	9300003616	10/31/2012	(49.55)
53481500	AWWSC Off Suppl CAPX	CF	9300003617	10/31/2012	(2.44)
53481500	AWWSC Off Suppl CAPX	CF	9300003618	10/31/2012	7.98
53481500	AWWSC Off Suppl CAPX	CF	9300003619	10/31/2012	(40.07)
53481500	AWWSC Off Suppl CAPX	CF	9300003620	10/31/2012	(27.25)
53481500	AWWSC Off Suppl CAPX	CF	9300003621	10/31/2012	0.07
53481500	AWWSC Off Suppl CAPX	CF	9300003623	10/31/2012	(11.68)
53481500	AWWSC Off Suppl CAPX	CF	9300003624	10/31/2012	60.44
53481500	AWWSC Off Suppl CAPX	CF	9300003626	10/31/2012	(320.24)
53481500	AWWSC Off Suppl CAPX	CF	9300003628	10/31/2012	3.58
53481500	AWWSC Off Suppl CAPX	CF	9300003632	10/31/2012	(195.00)
53481500	AWWSC Off Suppl CAPX	CF	9300003636	10/31/2012	(206.39)
53481500	AWWSC Off Suppl CAPX	CF	9300003639	10/31/2012	(16.98)
53481500	AWWSC Off Suppl CAPX	CF	9300003642	10/31/2012	(16.91)
53481500	AWWSC Off Suppl CAPX	CF	9300003644	10/31/2012	(48.50)
53481500	AWWSC Off Suppl CAPX	CF	9300003646	10/31/2012	(39.87)
53481500	AWWSC Off Suppl CAPX	CF	9300003648	10/31/2012	(25.84)
53481500	AWWSC Off Suppl CAPX	CF	9300003650	10/31/2012	(5.58)
53481500	AWWSC Off Suppl CAPX	CF	9300003651	10/31/2012	(13.69)
53481500	AWWSC Off Suppl CAPX	CF	9300003653	10/31/2012	(36.95)
53481500	AWWSC Off Suppl CAPX	CF	9300003655	10/31/2012	(45.57)
53481500	AWWSC Off Suppl CAPX	CF	9300003657	10/31/2012	(79.17)
53481500	AWWSC Off Suppl CAPX	CF	9300003659	10/31/2012	53.35
53481500	AWWSC Off Suppl CAPX	CF	9300003661	10/31/2012	(0.12)
53481500	AWWSC Off Suppl CAPX	CF	9300003663	10/31/2012	(39.13)
53481500	AWWSC Off Suppl CAPX	CF	9300003665	10/31/2012	(5.63)
53481500	AWWSC Off Suppl CAPX	CF	9300003669	10/31/2012	(6.43)
53481500	AWWSC Off Suppl CAPX	CF	9300003673	10/31/2012	11.38
53481500	AWWSC Off Suppl CAPX	CF	9300003674	10/31/2012	(10.15)
53481500	AWWSC Off Suppl CAPX	CF	9300003675	10/31/2012	26.67
53481500	AWWSC Off Suppl CAPX	CF	9300003676	10/31/2012	(13.84)
53481500	AWWSC Off Suppl CAPX	CF	9300003678	10/31/2012	(18.41)
53481500	AWWSC Off Suppl CAPX	CF	9300003680	10/31/2012	(1.94)
53481500	AWWSC Off Suppl CAPX	CF	9300003684	10/31/2012	(0.33)
53481500	AWWSC Off Suppl CAPX	CF	9300003688	10/31/2012	(16.85)
53481500	AWWSC Off Suppl CAPX	CF	9300003691	10/31/2012	(23.27)
53481500	AWWSC Off Suppl CAPX	CF	9300003693	10/31/2012	(23.53)
53481500	AWWSC Off Suppl CAPX	CF	9300003695	10/31/2012	(0.47)
53481500	AWWSC Off Suppl CAPX	CF	9300003696	10/31/2012	(0.93)
53481500	AWWSC Off Suppl CAPX	CF	9300003697	10/31/2012	(0.47)
53481500	AWWSC Off Suppl CAPX	CF	9300003698	10/31/2012	(5.78)
53481500	AWWSC Off Suppl CAPX	CF	9300003700	10/31/2012	(5.78)
53481500	AWWSC Off Suppl CAPX	CF	9300003701	10/31/2012	(5.78)
53481500	AWWSC Off Suppl CAPX	CF	9300003703	10/31/2012	(2.38)
53481500	AWWSC Off Suppl CAPX	CF	9300003705	10/31/2012	(2.45)
53481500	AWWSC Off Suppl CAPX	CF	9300003707	10/31/2012	(1.18)
53481500	AWWSC Off Suppl CAPX	CF	9300003710	10/31/2012	2.53
53481500	AWWSC Off Suppl CAPX	CF	9300003711	10/31/2012	73.44

Kentucky American Water Company  
Case No. 2012-00520  
Response to PSC DR1, Item 31

Account	Description	Doc Type	Document Number	Posting Date	Amount
53481500	AWWSC Off Suppl CAPX	CF	9300003713	10/31/2012	3.35
53481500	AWWSC Off Suppl CAPX	CF	9300003715	10/31/2012	(2.15)
53481500	AWWSC Off Suppl CAPX	CF	9300003717	10/31/2012	(2.15)
53481500	AWWSC Off Suppl CAPX	CF	9300003718	10/31/2012	5.68
53481500	AWWSC Off Suppl CAPX	CF	9300003720	10/31/2012	(2.15)
53481500	AWWSC Off Suppl CAPX	CF	9300003722	10/31/2012	(5.52)
53481500	AWWSC Off Suppl CAPX	CF	9300003724	10/31/2012	4,192.41
53481500	AWWSC Off Suppl CAPX	CF	9300003727	10/31/2012	(26.91)
53481500	AWWSC Off Suppl CAPX	CF	9300003728	10/31/2012	755.04
53481500	AWWSC Off Suppl CAPX	CF	9300003731	10/31/2012	(3.41)
53481500	AWWSC Off Suppl CAPX	CF	9300003733	10/31/2012	(4.12)
53481500	AWWSC Off Suppl CAPX	CF	9300003735	10/31/2012	(3.54)
53481500	AWWSC Off Suppl CAPX	CF	9300003738	10/31/2012	(6.13)
53481500	AWWSC Off Suppl CAPX	CF	9300003741	10/31/2012	(2.09)
53481500	AWWSC Off Suppl CAPX	CF	9300003742	10/31/2012	0.16
53481500	AWWSC Off Suppl CAPX	CF	9300003744	10/31/2012	13.30
53481500	AWWSC Off Suppl CAPX	CF	9300003746	10/31/2012	(4.40)
53481500	AWWSC Off Suppl CAPX	CF	9300003748	10/31/2012	(0.16)
53481500	AWWSC Off Suppl CAPX	CF	9300003751	10/31/2012	112.96
53481500	AWWSC Off Suppl CAPX	CF	9300003754	10/31/2012	27.38
53481500	AWWSC Off Suppl CAPX	CF	9300003757	10/31/2012	130.56
53481500	AWWSC Off Suppl CAPX	CF	9300003759	10/31/2012	(27.07)
53481500	AWWSC Off Suppl CAPX	CF	9300003764	10/31/2012	(36.43)
53481500	AWWSC Off Suppl CAPX	CF	9300003766	10/31/2012	(30.30)
53481500	AWWSC Off Suppl CAPX	CF	9300003767	10/31/2012	20.81
53481500	AWWSC Off Suppl CAPX	CF	9300003768	10/31/2012	98.52
53481500	AWWSC Off Suppl CAPX	CF	9300003770	10/31/2012	12.29
53481500	AWWSC Off Suppl CAPX	CF	9300003772	10/31/2012	(98.77)
53481500	AWWSC Off Suppl CAPX	CF	9300003774	10/31/2012	(98.17)
53481500	AWWSC Off Suppl CAPX	CF	9300003776	10/31/2012	(97.60)
53481500	AWWSC Off Suppl CAPX	CF	9300003778	10/31/2012	48.58
53481500	AWWSC Off Suppl CAPX	CF	9300003780	10/31/2012	21.25
53481500	AWWSC Off Suppl CAPX	CF	9300003782	10/31/2012	(17.33)
53481500	AWWSC Off Suppl CAPX	CF	9300003784	10/31/2012	(24.51)
53481500	AWWSC Off Suppl CAPX	CF	9300003786	10/31/2012	(21.00)
53481500	AWWSC Off Suppl CAPX	CF	9300003787	10/31/2012	(76.27)
53481500	AWWSC Off Suppl CAPX	CF	9300003788	10/31/2012	(3.30)
53481500	AWWSC Off Suppl CAPX	CF	9300003791	10/31/2012	(21.00)
53481500	AWWSC Off Suppl CAPX	CF	9300003792	10/31/2012	(83.30)
53481500	AWWSC Off Suppl CAPX	CF	9300003793	10/31/2012	(4.45)
53481500	AWWSC Off Suppl CAPX	CF	9300003797	10/31/2012	(20.89)
53481500	AWWSC Off Suppl CAPX	CF	9300003798	10/31/2012	(270.01)
53481500	AWWSC Off Suppl CAPX	CF	9300003799	10/31/2012	(5.15)
53481500	AWWSC Off Suppl CAPX	CF	9300003802	10/31/2012	(21.00)
53481500	AWWSC Off Suppl CAPX	CF	9300003803	10/31/2012	(53.58)
53481500	AWWSC Off Suppl CAPX	CF	9300003804	10/31/2012	(5.30)
53481500	AWWSC Off Suppl CAPX	CF	9300003809	10/31/2012	(314.99)
53481500	AWWSC Off Suppl CAPX	CF	9300003810	10/31/2012	(20.89)
53481500	AWWSC Off Suppl CAPX	CF	9300003811	10/31/2012	(3.43)
53481500	AWWSC Off Suppl CAPX	CF	9300003813	10/31/2012	(3.23)
53481500	AWWSC Off Suppl CAPX	CF	9300003815	10/31/2012	(3.23)
53481500	AWWSC Off Suppl CAPX	CF	9300003817	10/31/2012	(41.53)
53481500	AWWSC Off Suppl CAPX	CF	9300004086	10/31/2012	6.85
53481500	AWWSC Off Suppl CAPX	CF	9300004086	10/31/2012	0.76
53481500	AWWSC Off Suppl CAPX	CF	9300004087	10/31/2012	1.71
53481500	AWWSC Off Suppl CAPX	CF	9300004087	10/31/2012	12.15
53481500	AWWSC Off Suppl CAPX	CF	9300004087	10/31/2012	5.85
53481500	AWWSC Off Suppl CAPX	CF	9300004087	10/31/2012	0.02
53481500	AWWSC Off Suppl CAPX	CF	9300004088	10/31/2012	1.93
53481500	AWWSC Off Suppl CAPX	CF	9300004089	10/31/2012	2.08
53481500	AWWSC Off Suppl CAPX	CF	9300004089	10/31/2012	1.18
53481500	AWWSC Off Suppl CAPX	CF	9300004089	10/31/2012	0.89
53481500	AWWSC Off Suppl CAPX	CF	9300004090	10/31/2012	0.59
53481500	AWWSC Off Suppl CAPX	CF	9300004090	10/31/2012	0.73
53481500	AWWSC Off Suppl CAPX	CF	9300004090	10/31/2012	1.66
53481500	AWWSC Off Suppl CAPX	CF	9300004091	10/31/2012	0.83
53481500	AWWSC Off Suppl CAPX	CF	9300004091	10/31/2012	0.14
53481500	AWWSC Off Suppl CAPX	CF	9300004091	10/31/2012	0.60
53481500	AWWSC Off Suppl CAPX	CF	9300004092	10/31/2012	0.18
53481500	AWWSC Off Suppl CAPX	CF	9300004092	10/31/2012	0.13
53481500	AWWSC Off Suppl CAPX	CF	9300004093	10/31/2012	0.30
53481500	AWWSC Off Suppl CAPX	CF	9300004093	10/31/2012	0.15
53481500	AWWSC Off Suppl CAPX	CF	9300004093	10/31/2012	7.41
53481500	AWWSC Off Suppl CAPX	CF	9300004094	10/31/2012	2.23
53481500	AWWSC Off Suppl CAPX	CF	9300004095	10/31/2012	830.60
53481500	AWWSC Off Suppl CAPX	CF	9300004095	10/31/2012	178.31
53481500	AWWSC Off Suppl CAPX	CF	9300004096	10/31/2012	0.71

Kentucky American Water Company  
Case No. 2012-00520  
Response to PSC DR1, Item 31

Account	Description	Doc Type	Document Number	Posting Date	Amount
53481500	AWWSC Off Suppl CAPX	CF	9300004096	10/31/2012	1.36
53481500	AWWSC Off Suppl CAPX	CF	9300004096	10/31/2012	2.16
53481500	AWWSC Off Suppl CAPX	CF	9300004096	10/31/2012	14.50
53481500	AWWSC Off Suppl CAPX	CF	9300004096	10/31/2012	3.15
53481500	AWWSC Off Suppl CAPX	CF	9300004097	10/31/2012	29.19
53481500	AWWSC Off Suppl CAPX	CF	9300004097	10/31/2012	5.04
53481500	AWWSC Off Suppl CAPX	CF	9300004097	10/31/2012	186.08
53481500	AWWSC Off Suppl CAPX	CF	9300004097	10/31/2012	257.30
53481500	AWWSC Off Suppl CAPX	CF	9300004098	10/31/2012	85.55
53481500	AWWSC Off Suppl CAPX	CF	9300004098	10/31/2012	10.21
53481500	AWWSC Off Suppl CAPX	CF	9300004098	10/31/2012	8.55
53481500	AWWSC Off Suppl CAPX	CF	9300004099	10/31/2012	159.72
53481500	AWWSC Off Suppl CAPX	CF	9300004100	10/31/2012	31.30
53481500	AWWSC Off Suppl CAPX	CF	9300004100	10/31/2012	206.58
53481500	AWWSC Off Suppl CAPX	CF	9300004100	10/31/2012	101.80
53481500	AWWSC Off Suppl CAPX	CF	9300004100	10/31/2012	63.47
53481500	AWWSC Off Suppl CAPX	CF	9300004100	10/31/2012	418.93
53481500	AWWSC Off Suppl CAPX	CF	9300004100	10/31/2012	206.45
53481500	AWWSC Off Suppl CAPX	CF	9300004101	10/31/2012	53.53
53481500	AWWSC Off Suppl CAPX	CF	9300004101	10/31/2012	108.56
53481500	AWWSC Off Suppl CAPX	CF	9300004102	10/31/2012	207.27
53481500	AWWSC Off Suppl CAPX	CF	9300004102	10/31/2012	420.34
53481500	AWWSC Off Suppl CAPX	CF	9300004103	10/31/2012	317.37
53481500	AWWSC Off Suppl CAPX	CF	9300004103	10/31/2012	643.63
53481500	AWWSC Off Suppl CAPX	CF	9300004104	10/31/2012	119.30
53481500	AWWSC Off Suppl CAPX	CF	9300004104	10/31/2012	241.94
53481500	AWWSC Off Suppl CAPX	CF	9300004105	10/31/2012	0.03
53481500	AWWSC Off Suppl CAPX	CF	9300004105	10/31/2012	0.25
53481500	AWWSC Off Suppl CAPX	CF	9300004105	10/31/2012	1.96
53481500	AWWSC Off Suppl CAPX	CF	9300004106	10/31/2012	1.76
53481500	AWWSC Off Suppl CAPX	CF	9300004106	10/31/2012	1.32
53481500	AWWSC Off Suppl CAPX	CF	9300004106	10/31/2012	3.37
53481500	AWWSC Off Suppl CAPX	CF	9300004106	10/31/2012	0.01
53481500	AWWSC Off Suppl CAPX	CF	9300004107	10/31/2012	0.30
53481500	AWWSC Off Suppl CAPX	CF	9300004107	10/31/2012	3.18
53481500	AWWSC Off Suppl CAPX	CF	9300004107	10/31/2012	0.06
53481500	AWWSC Off Suppl CAPX	CF	9300004107	10/31/2012	0.17
53481500	AWWSC Off Suppl CAPX	CF	9300004108	10/31/2012	0.39
53481500	AWWSC Off Suppl CAPX	CF	9300004108	10/31/2012	0.20
53481500	AWWSC Off Suppl CAPX	CF	9300004108	10/31/2012	0.01
53481500	AWWSC Off Suppl CAPX	CF	9300004108	10/31/2012	0.01
53481500	AWWSC Off Suppl CAPX	CF	9300004109	10/31/2012	0.07
53481500	AWWSC Off Suppl CAPX	CF	9300004111	10/31/2012	0.14
53481500	AWWSC Off Suppl CAPX	CF	9300004111	10/31/2012	0.01
53481500	AWWSC Off Suppl CAPX	CF	9300004112	10/31/2012	0.12
53481500	AWWSC Off Suppl CAPX	CF	9300004112	10/31/2012	0.02
53481500	AWWSC Off Suppl CAPX	CF	9300004113	10/31/2012	0.10
53481500	AWWSC Off Suppl CAPX	CF	9300004114	10/31/2012	0.08
53481500	AWWSC Off Suppl CAPX	CF	9300004115	10/31/2012	0.02
53481500	AWWSC Off Suppl CAPX	CF	9300004115	10/31/2012	0.02
53481500	AWWSC Off Suppl CAPX	CF	9300004115	10/31/2012	0.07
53481500	AWWSC Off Suppl CAPX	CF	9300004116	10/31/2012	0.03
53481500	AWWSC Off Suppl CAPX	CF	9300004116	10/31/2012	0.02
53481500	AWWSC Off Suppl CAPX	CF	9300004116	10/31/2012	0.02
53481500	AWWSC Off Suppl CAPX	CF	9300004117	10/31/2012	0.04
53481500	AWWSC Off Suppl CAPX	CF	9300004118	10/31/2012	0.01
53481500	AWWSC Off Suppl CAPX	CF	9300004118	10/31/2012	0.01
53481500	AWWSC Off Suppl CAPX	CF	9300004127	10/31/2012	238.04
53481500	AWWSC Off Suppl CAPX	CF	9300004132	10/31/2012	2,540.24
53481500	AWWSC Off Suppl CAPX	CF	9300004141	10/31/2012	3,783.74
53481500	AWWSC Off Suppl CAPX	CF	9300004149	10/31/2012	30.60
53481500	AWWSC Off Suppl CAPX	CF	9300004150	10/31/2012	1,298.73
53481500	AWWSC Off Suppl CAPX	CF	9300004154	10/31/2012	2,330.81
53481500	AWWSC Off Suppl CAPX	CF	9300004165	10/31/2012	1,668.75
53481500	AWWSC Off Suppl CAPX	CF	9300004182	10/31/2012	2,300.17
53481500	AWWSC Off Suppl CAPX	CF	9300004185	10/31/2012	307.24
53481500	AWWSC Off Suppl CAPX	CF	9300004185	10/31/2012	129.17
53481500	AWWSC Off Suppl CAPX	CF	9300004186	10/31/2012	219.13
53481500	AWWSC Off Suppl CAPX	CF	9300004186	10/31/2012	55.87
53481500	AWWSC Off Suppl CAPX	CF	9300004186	10/31/2012	113.61
53481500	AWWSC Off Suppl CAPX	CF	9300004186	10/31/2012	196.59
53481500	AWWSC Off Suppl CAPX	CF	9300004187	10/31/2012	125.11
53481500	AWWSC Off Suppl CAPX	CF	9300004187	10/31/2012	195.71
53481500	AWWSC Off Suppl CAPX	CF	9300004187	10/31/2012	148.20
53481500	AWWSC Off Suppl CAPX	CF	9300004187	10/31/2012	86.64
53481500	AWWSC Off Suppl CAPX	UT	9300004205	10/31/2012	(1,846.08)
53481500	AWWSC Off Suppl CAPX	UT	9300004203	10/31/2012	(450.66)

Kentucky American Water Company  
Case No. 2012-00520  
Response to PSC DR1, Item 31

Account	Description	Doc Type	Document Number	Posting Date	Amount
53481500	AWWSC Off Suppl CAPX	UT	9300004203	10/31/2012	(2,587.90)
53481500	AWWSC Off Suppl CAPX	UZ	2000000396	10/31/2012	(2,103.32)
53481500	AWWSC Off Suppl CAPX	UZ	2000000385	10/31/2012	97.60
53481500	AWWSC Off Suppl CAPX	UZ	2000000396	10/31/2012	(36.30)
53481500	AWWSC Off Suppl CAPX	UZ	2000000387	10/31/2012	98.17
53481500	AWWSC Off Suppl CAPX	UZ	2000000394	10/31/2012	(36.30)
53481500	AWWSC Off Suppl CAPX	UZ	2000000385	10/31/2012	0.66
53481500	AWWSC Off Suppl CAPX	UZ	2000000396	10/31/2012	(36.30)
53481500	AWWSC Off Suppl CAPX	UZ	2000000387	10/31/2012	6.75
53481500	AWWSC Off Suppl CAPX	UZ	2000000385	10/31/2012	1.62
53481500	AWWSC Off Suppl CAPX	UZ	2000000385	10/31/2012	24.51
53481500	AWWSC Off Suppl CAPX	UZ	2000000394	10/31/2012	(36.30)
53481500	AWWSC Off Suppl CAPX	UZ	2000000385	10/31/2012	98.77
53481500	AWWSC Off Suppl CAPX	UZ	2000000387	10/31/2012	(12.29)
53481500	AWWSC Off Suppl CAPX	UZ	2000000394	10/31/2012	(36.30)
53481500	AWWSC Off Suppl CAPX	UZ	2000000385	10/31/2012	(119.33)
53481500	AWWSC Off Suppl CAPX	UZ	2000000387	10/31/2012	(48.58)
53481500	AWWSC Off Suppl CAPX	UZ	2000000396	10/31/2012	(36.30)
53481500	AWWSC Off Suppl CAPX	UZ	2000000385	10/31/2012	(21.25)
53481500	AWWSC Off Suppl CAPX	UZ	2000000394	10/31/2012	(108.88)
53481500	AWWSC Off Suppl CAPX	UZ	2000000385	10/31/2012	17.33
53481500	AWWSC Off Suppl CAPX	UZ	2000000387	10/31/2012	27.07
53481500	AWWSC Off Suppl CAPX	UZ	2000000394	10/31/2012	(217.77)
53481500	AWWSC Off Suppl CAPX	UZ	2000000387	10/31/2012	(27.38)
53481500	AWWSC Off Suppl CAPX	UZ	2000000394	10/31/2012	(362.95)
53481500	AWWSC Off Suppl CAPX	UZ	2000000387	10/31/2012	30.30
53481500	AWWSC Off Suppl CAPX	UZ	2000000394	10/31/2012	(108.88)
53481500	AWWSC Off Suppl CAPX	UZ	2000000385	10/31/2012	(130.56)
53481500	AWWSC Off Suppl CAPX	UZ	2000000385	10/31/2012	(112.96)
53481500	AWWSC Off Suppl CAPX	UZ	2000000385	10/31/2012	7.29
53481500	AWWSC Off Suppl CAPX	UZ	2000000387	10/31/2012	36.43
53481500	AWWSC Off Suppl CAPX	UZ	2000000394	10/31/2012	(194.48)
53481500	AWWSC Off Suppl CAPX	UZ	2000000387	10/31/2012	0.16
53481500	AWWSC Off Suppl CAPX	UZ	2000000387	10/31/2012	4.40
53481500	AWWSC Off Suppl CAPX	UZ	2000000387	10/31/2012	(13.30)
53481500	AWWSC Off Suppl CAPX	UZ	2000000385	10/31/2012	(0.16)
53481500	AWWSC Off Suppl CAPX	UZ	2000000385	10/31/2012	6.13
53481500	AWWSC Off Suppl CAPX	UZ	2000000396	10/31/2012	(73.21)
53481500	AWWSC Off Suppl CAPX	UZ	2000000385	10/31/2012	2.09
53481500	AWWSC Off Suppl CAPX	UZ	2000000396	10/31/2012	(36.30)
53481500	AWWSC Off Suppl CAPX	UZ	2000000387	10/31/2012	3.54
53481500	AWWSC Off Suppl CAPX	UZ	2000000387	10/31/2012	4.12
53481500	AWWSC Off Suppl CAPX	UZ	2000000396	10/31/2012	(36.30)
53481500	AWWSC Off Suppl CAPX	UZ	2000000384	10/31/2012	(4,192.41)
53481500	AWWSC Off Suppl CAPX	UZ	2000000385	10/31/2012	26.91
53481500	AWWSC Off Suppl CAPX	UZ	2000000385	10/31/2012	(755.04)
53481500	AWWSC Off Suppl CAPX	UZ	2000000387	10/31/2012	3.41
53481500	AWWSC Off Suppl CAPX	UZ	2000000393	10/31/2012	(0.62)
53481500	AWWSC Off Suppl CAPX	UZ	2000000385	10/31/2012	(7.51)
53481500	AWWSC Off Suppl CAPX	UZ	2000000385	10/31/2012	4.69
53481500	AWWSC Off Suppl CAPX	UZ	2000000393	10/31/2012	(108.88)
53481500	AWWSC Off Suppl CAPX	UZ	2000000385	10/31/2012	5.52
53481500	AWWSC Off Suppl CAPX	UZ	2000000385	10/31/2012	2.15
53481500	AWWSC Off Suppl CAPX	UZ	2000000396	10/31/2012	(36.30)
53481500	AWWSC Off Suppl CAPX	UZ	2000000385	10/31/2012	2.15
53481500	AWWSC Off Suppl CAPX	UZ	2000000396	10/31/2012	(36.30)
53481500	AWWSC Off Suppl CAPX	UZ	2000000385	10/31/2012	2.15
53481500	AWWSC Off Suppl CAPX	UZ	2000000394	10/31/2012	(36.30)
53481500	AWWSC Off Suppl CAPX	UZ	2000000387	10/31/2012	(3.35)
53481500	AWWSC Off Suppl CAPX	UZ	2000000394	10/31/2012	(72.59)
53481500	AWWSC Off Suppl CAPX	UZ	2000000385	10/31/2012	(5.68)
53481500	AWWSC Off Suppl CAPX	UZ	2000000385	10/31/2012	(75.97)
53481500	AWWSC Off Suppl CAPX	UZ	2000000387	10/31/2012	1.18
53481500	AWWSC Off Suppl CAPX	UZ	2000000387	10/31/2012	2.45
53481500	AWWSC Off Suppl CAPX	UZ	2000000387	10/31/2012	2.38
53481500	AWWSC Off Suppl CAPX	UZ	2000000385	10/31/2012	5.78
53481500	AWWSC Off Suppl CAPX	UZ	2000000385	10/31/2012	5.78
53481500	AWWSC Off Suppl CAPX	UZ	2000000385	10/31/2012	5.78
53481500	AWWSC Off Suppl CAPX	UZ	2000000385	10/31/2012	0.47
53481500	AWWSC Off Suppl CAPX	UZ	2000000385	10/31/2012	0.47
53481500	AWWSC Off Suppl CAPX	UZ	2000000387	10/31/2012	0.93
53481500	AWWSC Off Suppl CAPX	UZ	2000000385	10/31/2012	23.53
53481500	AWWSC Off Suppl CAPX	UZ	2000000385	10/31/2012	23.27
53481500	AWWSC Off Suppl CAPX	UZ	2000000385	10/31/2012	16.85
53481500	AWWSC Off Suppl CAPX	UZ	2000000385	10/31/2012	0.33
53481500	AWWSC Off Suppl CAPX	UZ	2000000385	10/31/2012	1.94
53481500	AWWSC Off Suppl CAPX	UZ	2000000385	10/31/2012	18.41



Kentucky American Water Company  
Case No. 2012-00520  
Response to PSC DR1, Item 31

Account	Description	Doc Type	Document Number	Posting Date	Amount
53481500	AWWSC Off Suppl CAPX	UZ	2000000396	10/31/2012	(108.88)
53481500	AWWSC Off Suppl CAPX	UZ	2000000385	10/31/2012	13.84
53481500	AWWSC Off Suppl CAPX	UZ	2000000385	10/31/2012	(26.67)
53481500	AWWSC Off Suppl CAPX	UZ	2000000385	10/31/2012	10.15
53481500	AWWSC Off Suppl CAPX	UZ	2000000385	10/31/2012	(11.38)
53481500	AWWSC Off Suppl CAPX	UZ	2000000393	10/31/2012	(36.30)
53481500	AWWSC Off Suppl CAPX	UZ	2000000385	10/31/2012	5.63
53481500	AWWSC Off Suppl CAPX	UZ	2000000396	10/31/2012	(108.88)
53481500	AWWSC Off Suppl CAPX	UZ	2000000385	10/31/2012	6.43
53481500	AWWSC Off Suppl CAPX	UZ	2000000396	10/31/2012	(36.30)
53481500	AWWSC Off Suppl CAPX	UZ	2000000387	10/31/2012	39.13
53481500	AWWSC Off Suppl CAPX	UZ	2000000396	10/31/2012	(290.35)
53481500	AWWSC Off Suppl CAPX	UZ	2000000385	10/31/2012	0.12
53481500	AWWSC Off Suppl CAPX	UZ	2000000394	10/31/2012	(72.59)
53481500	AWWSC Off Suppl CAPX	UZ	2000000385	10/31/2012	(53.35)
53481500	AWWSC Off Suppl CAPX	UZ	2000000393	10/31/2012	(72.59)
53481500	AWWSC Off Suppl CAPX	UZ	2000000387	10/31/2012	79.17
53481500	AWWSC Off Suppl CAPX	UZ	2000000396	10/31/2012	(72.59)
53481500	AWWSC Off Suppl CAPX	UZ	2000000386	10/31/2012	45.57
53481500	AWWSC Off Suppl CAPX	UZ	2000000394	10/31/2012	(72.59)
53481500	AWWSC Off Suppl CAPX	UZ	2000000387	10/31/2012	36.95
53481500	AWWSC Off Suppl CAPX	UZ	2000000396	10/31/2012	(108.88)
53481500	AWWSC Off Suppl CAPX	UZ	2000000385	10/31/2012	19.27
53481500	AWWSC Off Suppl CAPX	UZ	2000000393	10/31/2012	(327.43)
53481500	AWWSC Off Suppl CAPX	UZ	2000000385	10/31/2012	25.84
53481500	AWWSC Off Suppl CAPX	UZ	2000000394	10/31/2012	(254.06)
53481500	AWWSC Off Suppl CAPX	UZ	2000000384	10/31/2012	39.87
53481500	AWWSC Off Suppl CAPX	UZ	2000000396	10/31/2012	(145.18)
53481500	AWWSC Off Suppl CAPX	UZ	2000000385	10/31/2012	48.50
53481500	AWWSC Off Suppl CAPX	UZ	2000000393	10/31/2012	(145.18)
53481500	AWWSC Off Suppl CAPX	UZ	2000000385	10/31/2012	16.91
53481500	AWWSC Off Suppl CAPX	UZ	2000000396	10/31/2012	(108.88)
53481500	AWWSC Off Suppl CAPX	UZ	2000000387	10/31/2012	16.98
53481500	AWWSC Off Suppl CAPX	UZ	2000000396	10/31/2012	(108.88)
53481500	AWWSC Off Suppl CAPX	UZ	2000000385	10/31/2012	206.39
53481500	AWWSC Off Suppl CAPX	UZ	2000000393	10/31/2012	(181.47)
53481500	AWWSC Off Suppl CAPX	UZ	2000000387	10/31/2012	195.00
53481500	AWWSC Off Suppl CAPX	UZ	2000000393	10/31/2012	(181.47)
53481500	AWWSC Off Suppl CAPX	UZ	2000000385	10/31/2012	430.93
53481500	AWWSC Off Suppl CAPX	UZ	2000000387	10/31/2012	(3.58)
53481500	AWWSC Off Suppl CAPX	UZ	2000000396	10/31/2012	(2,504.26)
53481500	AWWSC Off Suppl CAPX	UZ	2000000385	10/31/2012	(60.44)
53481500	AWWSC Off Suppl CAPX	UZ	2000000385	10/31/2012	320.24
53481500	AWWSC Off Suppl CAPX	UZ	2000000394	10/31/2012	(1,161.42)
53481500	AWWSC Off Suppl CAPX	UZ	2000000385	10/31/2012	11.68
53481500	AWWSC Off Suppl CAPX	UZ	2000000393	10/31/2012	(254.06)
53481500	AWWSC Off Suppl CAPX	UZ	2000000385	10/31/2012	0.07
53481500	AWWSC Off Suppl CAPX	UZ	2000000387	10/31/2012	0.07
53481500	AWWSC Off Suppl CAPX	UZ	2000000385	10/31/2012	0.07
53481500	AWWSC Off Suppl CAPX	UZ	2000000385	10/31/2012	4.82
53481500	AWWSC Off Suppl CAPX	UZ	2000000385	10/31/2012	23.92
53481500	AWWSC Off Suppl CAPX	UZ	2000000385	10/31/2012	0.10
53481500	AWWSC Off Suppl CAPX	UZ	2000000387	10/31/2012	(0.07)
53481500	AWWSC Off Suppl CAPX	UZ	2000000385	10/31/2012	0.10
53481500	AWWSC Off Suppl CAPX	UZ	2000000385	10/31/2012	29.21
53481500	AWWSC Off Suppl CAPX	UZ	2000000385	10/31/2012	3.95
53481500	AWWSC Off Suppl CAPX	UZ	2000000385	10/31/2012	3.95
53481500	AWWSC Off Suppl CAPX	UZ	2000000387	10/31/2012	3.95
53481500	AWWSC Off Suppl CAPX	UZ	2000000387	10/31/2012	5.93
53481500	AWWSC Off Suppl CAPX	UZ	2000000385	10/31/2012	5.93
53481500	AWWSC Off Suppl CAPX	UZ	2000000385	10/31/2012	62.56
53481500	AWWSC Off Suppl CAPX	UZ	2000000385	10/31/2012	5.96
53481500	AWWSC Off Suppl CAPX	UZ	2000000393	10/31/2012	(108.88)
53481500	AWWSC Off Suppl CAPX	UZ	2000000385	10/31/2012	20.13
53481500	AWWSC Off Suppl CAPX	UZ	2000000394	10/31/2012	(217.77)
53481500	AWWSC Off Suppl CAPX	UZ	2000000385	10/31/2012	7.35
53481500	AWWSC Off Suppl CAPX	UZ	2000000385	10/31/2012	14.61
53481500	AWWSC Off Suppl CAPX	UZ	2000000394	10/31/2012	(72.59)
53481500	AWWSC Off Suppl CAPX	UZ	2000000387	10/31/2012	4.82
53481500	AWWSC Off Suppl CAPX	UZ	2000000394	10/31/2012	(72.59)
53481500	AWWSC Off Suppl CAPX	UZ	2000000385	10/31/2012	9.98
53481500	AWWSC Off Suppl CAPX	UZ	2000000396	10/31/2012	(108.88)
53481500	AWWSC Off Suppl CAPX	UZ	2000000385	10/31/2012	9.98
53481500	AWWSC Off Suppl CAPX	UZ	2000000393	10/31/2012	(108.88)
53481500	AWWSC Off Suppl CAPX	UZ	2000000385	10/31/2012	9.98
53481500	AWWSC Off Suppl CAPX	UZ	2000000394	10/31/2012	(108.88)
53481500	AWWSC Off Suppl CAPX	UZ	2000000385	10/31/2012	84.86

Kentucky American Water Company  
Case No. 2012-00520  
Response to PSC DR1, Item 31

Account	Description	Doc Type	Document Number	Posting Date	Amount
53481500	AWWSC Off Suppl CAPX	UZ	2000000394	10/31/2012	(435.52)
53481500	AWWSC Off Suppl CAPX	UZ	2000000385	10/31/2012	181.95
53481500	AWWSC Off Suppl CAPX	UZ	2000000394	10/31/2012	(217.77)
53481500	AWWSC Off Suppl CAPX	UZ	2000000385	10/31/2012	179.60
53481500	AWWSC Off Suppl CAPX	UZ	2000000396	10/31/2012	(943.63)
53481500	AWWSC Off Suppl CAPX	UZ	2000000385	10/31/2012	8.73
53481500	AWWSC Off Suppl CAPX	UZ	2000000394	10/31/2012	(181.47)
53481500	AWWSC Off Suppl CAPX	UZ	2000000385	10/31/2012	8.63
53481500	AWWSC Off Suppl CAPX	UZ	2000000396	10/31/2012	(145.18)
53481500	AWWSC Off Suppl CAPX	UZ	2000000385	10/31/2012	2.65
53481500	AWWSC Off Suppl CAPX	UZ	2000000396	10/31/2012	(36.30)
53481500	AWWSC Off Suppl CAPX	UZ	2000000387	10/31/2012	0.78
53481500	AWWSC Off Suppl CAPX	UZ	2000000387	10/31/2012	(4.49)
53481500	AWWSC Off Suppl CAPX	UZ	2000000385	10/31/2012	62.58
53481500	AWWSC Off Suppl CAPX	UZ	2000000393	10/31/2012	(108.88)
53481500	AWWSC Off Suppl CAPX	UZ	2000000385	10/31/2012	32.28
53481500	AWWSC Off Suppl CAPX	UZ	2000000394	10/31/2012	(72.59)
53481500	AWWSC Off Suppl CAPX	UZ	2000000385	10/31/2012	68.75
53481500	AWWSC Off Suppl CAPX	UZ	2000000396	10/31/2012	(181.47)
53481500	AWWSC Off Suppl CAPX	UZ	2000000385	10/31/2012	19.74
53481500	AWWSC Off Suppl CAPX	UZ	2000000396	10/31/2012	(217.77)
53481500	AWWSC Off Suppl CAPX	UZ	2000000385	10/31/2012	31.84
53481500	AWWSC Off Suppl CAPX	UZ	2000000396	10/31/2012	(72.59)
53481500	AWWSC Off Suppl CAPX	UZ	2000000385	10/31/2012	33.20
53481500	AWWSC Off Suppl CAPX	UZ	2000000394	10/31/2012	(108.88)
53481500	AWWSC Off Suppl CAPX	UZ	2000000385	10/31/2012	31.70
53481500	AWWSC Off Suppl CAPX	UZ	2000000396	10/31/2012	(72.59)
53481500	AWWSC Off Suppl CAPX	UZ	2000000393	10/31/2012	(72.59)
53481500	AWWSC Off Suppl CAPX	UZ	2000000385	10/31/2012	3.64
53481500	AWWSC Off Suppl CAPX	UZ	2000000385	10/31/2012	(14.10)
53481500	AWWSC Off Suppl CAPX	UZ	2000000385	10/31/2012	(0.05)
53481500	AWWSC Off Suppl CAPX	UZ	2000000385	10/31/2012	7.17
53481500	AWWSC Off Suppl CAPX	UZ	2000000396	10/31/2012	(36.30)
53481500	AWWSC Off Suppl CAPX	UZ	2000000385	10/31/2012	6.56
53481500	AWWSC Off Suppl CAPX	UZ	2000000394	10/31/2012	(36.30)
53481500	AWWSC Off Suppl CAPX	UZ	2000000387	10/31/2012	6.84
53481500	AWWSC Off Suppl CAPX	UZ	2000000394	10/31/2012	(36.30)
53481500	AWWSC Off Suppl CAPX	UZ	2000000385	10/31/2012	41.53
53481500	AWWSC Off Suppl CAPX	UZ	2000000396	10/31/2012	(72.59)
53481500	AWWSC Off Suppl CAPX	UZ	2000000385	10/31/2012	4.48
53481500	AWWSC Off Suppl CAPX	UZ	2000000396	10/31/2012	(72.59)
53481500	AWWSC Off Suppl CAPX	UZ	2000000387	10/31/2012	19.63
53481500	AWWSC Off Suppl CAPX	UZ	2000000396	10/31/2012	(217.77)
53481500	AWWSC Off Suppl CAPX	UZ	2000000385	10/31/2012	16.74
53481500	AWWSC Off Suppl CAPX	UZ	2000000396	10/31/2012	(181.47)
53481500	AWWSC Off Suppl CAPX	UZ	2000000385	10/31/2012	3.23
53481500	AWWSC Off Suppl CAPX	UZ	2000000394	10/31/2012	(217.77)
53481500	AWWSC Off Suppl CAPX	UZ	2000000385	10/31/2012	3.23
53481500	AWWSC Off Suppl CAPX	UZ	2000000396	10/31/2012	(254.06)
53481500	AWWSC Off Suppl CAPX	UZ	2000000385	10/31/2012	(7.98)
53481500	AWWSC Off Suppl CAPX	UZ	2000000387	10/31/2012	409.07
53481500	AWWSC Off Suppl CAPX	UZ	2000000396	10/31/2012	(435.52)
53481500	AWWSC Off Suppl CAPX	UZ	2000000385	10/31/2012	171.85
53481500	AWWSC Off Suppl CAPX	UZ	2000000396	10/31/2012	(145.18)
53481500	AWWSC Off Suppl CAPX	UZ	2000000387	10/31/2012	363.57
53481500	AWWSC Off Suppl CAPX	UZ	2000000396	10/31/2012	(145.18)
53481500	AWWSC Off Suppl CAPX	UZ	2000000386	10/31/2012	133.60
53481500	AWWSC Off Suppl CAPX	UZ	2000000396	10/31/2012	(326.64)
53481500	AWWSC Off Suppl CAPX	UZ	2000000387	10/31/2012	133.43
53481500	AWWSC Off Suppl CAPX	UZ	2000000394	10/31/2012	(362.95)
53481700	AWWSC Rents CAPX	CF	9300003496	10/31/2012	56.04
53481700	AWWSC Rents CAPX	CF	9300004089	10/31/2012	31.74
53481700	AWWSC Rents CAPX	CF	9300004096	10/31/2012	5,179.18
53481700	AWWSC Rents CAPX	CF	9300004100	10/31/2012	477.62
53481700	AWWSC Rents CAPX	CF	9300004100	10/31/2012	968.61
53481700	AWWSC Rents CAPX	CF	9300004103	10/31/2012	3.29
53481700	AWWSC Rents CAPX	CF	9300004103	10/31/2012	6.67
53481700	AWWSC Rents CAPX	CF	9300004106	10/31/2012	7.23
53481700	AWWSC Rents CAPX	CF	9300004108	10/31/2012	3.99
53481700	AWWSC Rents CAPX	CF	9300004111	10/31/2012	0.52
53481700	AWWSC Rents CAPX	CF	9300004113	10/31/2012	1.71
53481700	AWWSC Rents CAPX	CF	9300004118	10/31/2012	0.01
53481700	AWWSC Rents CAPX	CF	9300004176	10/31/2012	3,138.89
53481700	AWWSC Rents CAPX	CF	9300004186	10/31/2012	230.14
53481700	AWWSC Rents CAPX	CF	9300004187	10/31/2012	494.40
53481700	AWWSC Rents CAPX	UT	9300004205	10/31/2012	(5,209.93)
53481700	AWWSC Rents CAPX	UT	9300004203	10/31/2012	(56.04)

Kentucky American Water Company  
Case No. 2012-00520  
Response to PSC DR1, Item 31

Account	Description	Doc Type	Document Number	Posting Date	Amount
53481700	AWWSC Rents CAPX	UT	9300004203	10/31/2012	(1,202.78)
53481700	AWWSC Rents CAPX	UZ	2000000396	10/31/2012	(975.28)
53481700	AWWSC Rents CAPX	UZ	2000000393	10/31/2012	(8.03)
53481700	AWWSC Rents CAPX	UZ	2000000393	10/31/2012	(8.03)
53481700	AWWSC Rents CAPX	UZ	2000000394	10/31/2012	(8.03)
53481700	AWWSC Rents CAPX	UZ	2000000394	10/31/2012	(8.03)
53481700	AWWSC Rents CAPX	UZ	2000000394	10/31/2012	(8.03)
53481700	AWWSC Rents CAPX	UZ	2000000393	10/31/2012	(8.03)
53481700	AWWSC Rents CAPX	UZ	2000000394	10/31/2012	(24.08)
53481700	AWWSC Rents CAPX	UZ	2000000394	10/31/2012	(48.17)
53481700	AWWSC Rents CAPX	UZ	2000000393	10/31/2012	(80.28)
53481700	AWWSC Rents CAPX	UZ	2000000396	10/31/2012	(24.08)
53481700	AWWSC Rents CAPX	UZ	2000000394	10/31/2012	(51.36)
53481700	AWWSC Rents CAPX	UZ	2000000394	10/31/2012	(17.89)
53481700	AWWSC Rents CAPX	UZ	2000000394	10/31/2012	(8.03)
53481700	AWWSC Rents CAPX	UZ	2000000396	10/31/2012	(8.03)
53481700	AWWSC Rents CAPX	UZ	2000000394	10/31/2012	(1.83)
53481700	AWWSC Rents CAPX	UZ	2000000396	10/31/2012	(24.08)
53481700	AWWSC Rents CAPX	UZ	2000000394	10/31/2012	(8.03)
53481700	AWWSC Rents CAPX	UZ	2000000394	10/31/2012	(8.03)
53481700	AWWSC Rents CAPX	UZ	2000000393	10/31/2012	(16.06)
53481700	AWWSC Rents CAPX	UZ	2000000394	10/31/2012	(24.08)
53481700	AWWSC Rents CAPX	UZ	2000000394	10/31/2012	(8.03)
53481700	AWWSC Rents CAPX	UZ	2000000394	10/31/2012	(24.08)
53481700	AWWSC Rents CAPX	UZ	2000000393	10/31/2012	(8.03)
53481700	AWWSC Rents CAPX	UZ	2000000394	10/31/2012	(64.22)
53481700	AWWSC Rents CAPX	UZ	2000000396	10/31/2012	(16.06)
53481700	AWWSC Rents CAPX	UZ	2000000394	10/31/2012	(16.06)
53481700	AWWSC Rents CAPX	UZ	2000000393	10/31/2012	(16.06)
53481700	AWWSC Rents CAPX	UZ	2000000394	10/31/2012	(16.06)
53481700	AWWSC Rents CAPX	UZ	2000000396	10/31/2012	(24.08)
53481700	AWWSC Rents CAPX	UZ	2000000394	10/31/2012	(74.49)
53481700	AWWSC Rents CAPX	UZ	2000000394	10/31/2012	(56.19)
53481700	AWWSC Rents CAPX	UZ	2000000394	10/31/2012	(32.11)
53481700	AWWSC Rents CAPX	UZ	2000000396	10/31/2012	(32.11)
53481700	AWWSC Rents CAPX	UZ	2000000394	10/31/2012	(24.08)
53481700	AWWSC Rents CAPX	UZ	2000000393	10/31/2012	(24.08)
53481700	AWWSC Rents CAPX	UZ	2000000393	10/31/2012	(40.14)
53481700	AWWSC Rents CAPX	UZ	2000000396	10/31/2012	(40.14)
53481700	AWWSC Rents CAPX	UZ	2000000394	10/31/2012	(553.90)
53481700	AWWSC Rents CAPX	UZ	2000000394	10/31/2012	(256.88)
53481700	AWWSC Rents CAPX	UZ	2000000394	10/31/2012	(56.19)
53481700	AWWSC Rents CAPX	UZ	2000000394	10/31/2012	(24.08)
53481700	AWWSC Rents CAPX	UZ	2000000394	10/31/2012	(48.17)
53481700	AWWSC Rents CAPX	UZ	2000000394	10/31/2012	(16.06)
53481700	AWWSC Rents CAPX	UZ	2000000396	10/31/2012	(16.06)
53481700	AWWSC Rents CAPX	UZ	2000000394	10/31/2012	(24.08)
53481700	AWWSC Rents CAPX	UZ	2000000393	10/31/2012	(24.08)
53481700	AWWSC Rents CAPX	UZ	2000000393	10/31/2012	(24.08)
53481700	AWWSC Rents CAPX	UZ	2000000396	10/31/2012	(96.33)
53481700	AWWSC Rents CAPX	UZ	2000000394	10/31/2012	(48.17)
53481700	AWWSC Rents CAPX	UZ	2000000394	10/31/2012	(208.72)
53481700	AWWSC Rents CAPX	UZ	2000000394	10/31/2012	(40.14)
53481700	AWWSC Rents CAPX	UZ	2000000394	10/31/2012	(32.11)
53481700	AWWSC Rents CAPX	UZ	2000000394	10/31/2012	(8.03)
53481700	AWWSC Rents CAPX	UZ	2000000394	10/31/2012	(24.08)
53481700	AWWSC Rents CAPX	UZ	2000000393	10/31/2012	(16.06)
53481700	AWWSC Rents CAPX	UZ	2000000393	10/31/2012	(16.06)
53481700	AWWSC Rents CAPX	UZ	2000000394	10/31/2012	(40.14)
53481700	AWWSC Rents CAPX	UZ	2000000394	10/31/2012	(48.17)
53481700	AWWSC Rents CAPX	UZ	2000000394	10/31/2012	(16.06)
53481700	AWWSC Rents CAPX	UZ	2000000394	10/31/2012	(24.08)
53481700	AWWSC Rents CAPX	UZ	2000000396	10/31/2012	(16.06)
53481700	AWWSC Rents CAPX	UZ	2000000396	10/31/2012	(8.03)
53481700	AWWSC Rents CAPX	UZ	2000000394	10/31/2012	(8.03)
53481700	AWWSC Rents CAPX	UZ	2000000393	10/31/2012	(8.03)
53481700	AWWSC Rents CAPX	UZ	2000000394	10/31/2012	(16.06)
53481700	AWWSC Rents CAPX	UZ	2000000396	10/31/2012	(16.06)
53481700	AWWSC Rents CAPX	UZ	2000000393	10/31/2012	(48.17)
53481700	AWWSC Rents CAPX	UZ	2000000396	10/31/2012	(40.14)
53481700	AWWSC Rents CAPX	UZ	2000000393	10/31/2012	(48.17)
53481700	AWWSC Rents CAPX	UZ	2000000396	10/31/2012	(56.19)
53481700	AWWSC Rents CAPX	UZ	2000000394	10/31/2012	(96.33)
53481700	AWWSC Rents CAPX	UZ	2000000396	10/31/2012	(32.11)
53481700	AWWSC Rents CAPX	UZ	2000000394	10/31/2012	(32.11)
53481700	AWWSC Rents CAPX	UZ	2000000396	10/31/2012	(72.25)

Kentucky American Water Company  
Case No. 2012-00520  
Response to PSC DR1, Item 31

Account	Description	Doc Type	Document Number	Posting Date	Amount
53481700	AWWSC Rents CAPX	UZ	200000394	10/31/2012	(80.28)
53482100	AWWSC Oth O&M CAPX	CF	9300003465	10/31/2012	153.16
53482100	AWWSC Oth O&M CAPX	CF	9300003466	10/31/2012	37.78
53482100	AWWSC Oth O&M CAPX	CF	9300003468	10/31/2012	131.54
53482100	AWWSC Oth O&M CAPX	CF	9300003469	10/31/2012	3.22
53482100	AWWSC Oth O&M CAPX	CF	9300003472	10/31/2012	55.45
53482100	AWWSC Oth O&M CAPX	CF	9300003490	10/31/2012	51.36
53482100	AWWSC Oth O&M CAPX	CF	9300003495	10/31/2012	(394.96)
53482100	AWWSC Oth O&M CAPX	CF	9300003537	10/31/2012	165.67
53482100	AWWSC Oth O&M CAPX	CF	9300003539	10/31/2012	165.67
53482100	AWWSC Oth O&M CAPX	CF	9300003541	10/31/2012	165.67
53482100	AWWSC Oth O&M CAPX	CF	9300003549	10/31/2012	(5,350.17)
53482100	AWWSC Oth O&M CAPX	CF	9300003551	10/31/2012	87.02
53482100	AWWSC Oth O&M CAPX	CF	9300003552	10/31/2012	(5,350.17)
53482100	AWWSC Oth O&M CAPX	CF	9300003554	10/31/2012	(5,350.17)
53482100	AWWSC Oth O&M CAPX	CF	9300003576	10/31/2012	(107.78)
53482100	AWWSC Oth O&M CAPX	CF	9300003578	10/31/2012	(107.78)
53482100	AWWSC Oth O&M CAPX	CF	9300003580	10/31/2012	(96.84)
53482100	AWWSC Oth O&M CAPX	CF	9300003582	10/31/2012	(96.84)
53482100	AWWSC Oth O&M CAPX	CF	9300003584	10/31/2012	(96.84)
53482100	AWWSC Oth O&M CAPX	CF	9300003624	10/31/2012	(8,025.97)
53482100	AWWSC Oth O&M CAPX	CF	9300003627	10/31/2012	0.05
53482100	AWWSC Oth O&M CAPX	CF	9300003628	10/31/2012	(8,019.97)
53482100	AWWSC Oth O&M CAPX	CF	9300003629	10/31/2012	248.51
53482100	AWWSC Oth O&M CAPX	CF	9300003634	10/31/2012	252.90
53482100	AWWSC Oth O&M CAPX	CF	9300003643	10/31/2012	0.28
53482100	AWWSC Oth O&M CAPX	CF	9300003645	10/31/2012	3.73
53482100	AWWSC Oth O&M CAPX	CF	9300003654	10/31/2012	(0.27)
53482100	AWWSC Oth O&M CAPX	CF	9300003664	10/31/2012	2.66
53482100	AWWSC Oth O&M CAPX	CF	9300003668	10/31/2012	(0.20)
53482100	AWWSC Oth O&M CAPX	CF	9300003673	10/31/2012	10.86
53482100	AWWSC Oth O&M CAPX	CF	9300003675	10/31/2012	65.98
53482100	AWWSC Oth O&M CAPX	CF	9300003692	10/31/2012	10.62
53482100	AWWSC Oth O&M CAPX	CF	9300003709	10/31/2012	1.39
53482100	AWWSC Oth O&M CAPX	CF	9300003712	10/31/2012	2.57
53482100	AWWSC Oth O&M CAPX	CF	9300003743	10/31/2012	54.41
53482100	AWWSC Oth O&M CAPX	CF	9300003749	10/31/2012	27.74
53482100	AWWSC Oth O&M CAPX	CF	9300003750	10/31/2012	71.28
53482100	AWWSC Oth O&M CAPX	CF	9300003752	10/31/2012	1.57
53482100	AWWSC Oth O&M CAPX	CF	9300003753	10/31/2012	2.69
53482100	AWWSC Oth O&M CAPX	CF	9300003754	10/31/2012	1.36
53482100	AWWSC Oth O&M CAPX	CF	9300003755	10/31/2012	159.44
53482100	AWWSC Oth O&M CAPX	CF	9300003758	10/31/2012	3.59
53482100	AWWSC Oth O&M CAPX	CF	9300003762	10/31/2012	3.54
53482100	AWWSC Oth O&M CAPX	CF	9300003765	10/31/2012	0.57
53482100	AWWSC Oth O&M CAPX	CF	9300003767	10/31/2012	0.57
53482100	AWWSC Oth O&M CAPX	CF	9300003769	10/31/2012	0.57
53482100	AWWSC Oth O&M CAPX	CF	9300003771	10/31/2012	196.18
53482100	AWWSC Oth O&M CAPX	CF	9300003773	10/31/2012	110.62
53482100	AWWSC Oth O&M CAPX	CF	9300003775	10/31/2012	62.84
53482100	AWWSC Oth O&M CAPX	CF	9300003777	10/31/2012	0.57
53482100	AWWSC Oth O&M CAPX	CF	9300003778	10/31/2012	26.00
53482100	AWWSC Oth O&M CAPX	CF	9300003780	10/31/2012	0.86
53482100	AWWSC Oth O&M CAPX	CF	9300003783	10/31/2012	8.65
53482100	AWWSC Oth O&M CAPX	CF	9300003816	10/31/2012	2.56
53482100	AWWSC Oth O&M CAPX	CF	9300004086	10/31/2012	0.25
53482100	AWWSC Oth O&M CAPX	CF	9300004086	10/31/2012	0.47
53482100	AWWSC Oth O&M CAPX	CF	9300004086	10/31/2012	0.59
53482100	AWWSC Oth O&M CAPX	CF	9300004086	10/31/2012	0.52
53482100	AWWSC Oth O&M CAPX	CF	9300004087	10/31/2012	0.97
53482100	AWWSC Oth O&M CAPX	CF	9300004087	10/31/2012	0.80
53482100	AWWSC Oth O&M CAPX	CF	9300004087	10/31/2012	0.50
53482100	AWWSC Oth O&M CAPX	CF	9300004088	10/31/2012	0.93
53482100	AWWSC Oth O&M CAPX	CF	9300004088	10/31/2012	0.10
53482100	AWWSC Oth O&M CAPX	CF	9300004088	10/31/2012	(3.61)
53482100	AWWSC Oth O&M CAPX	CF	9300004089	10/31/2012	9.56
53482100	AWWSC Oth O&M CAPX	CF	9300004089	10/31/2012	0.78
53482100	AWWSC Oth O&M CAPX	CF	9300004089	10/31/2012	0.32
53482100	AWWSC Oth O&M CAPX	CF	9300004090	10/31/2012	0.88
53482100	AWWSC Oth O&M CAPX	CF	9300004090	10/31/2012	0.42
53482100	AWWSC Oth O&M CAPX	CF	9300004090	10/31/2012	0.52
53482100	AWWSC Oth O&M CAPX	CF	9300004091	10/31/2012	0.69
53482100	AWWSC Oth O&M CAPX	CF	9300004091	10/31/2012	0.17
53482100	AWWSC Oth O&M CAPX	CF	9300004091	10/31/2012	2.62
53482100	AWWSC Oth O&M CAPX	CF	9300004092	10/31/2012	0.27
53482100	AWWSC Oth O&M CAPX	CF	9300004092	10/31/2012	0.39
53482100	AWWSC Oth O&M CAPX	CF	9300004093	10/31/2012	0.16

Kentucky American Water Company  
Case No. 2012-00520  
Response to PSC DR1, Item 31

Account	Description	Doc Type	Document Number	Posting Date	Amount
53482100	AWWSC Oth O&M CAPX	CF	9300004093	10/31/2012	0.22
53482100	AWWSC Oth O&M CAPX	CF	9300004093	10/31/2012	6.82
53482100	AWWSC Oth O&M CAPX	CF	9300004094	10/31/2012	2.95
53482100	AWWSC Oth O&M CAPX	CF	9300004094	10/31/2012	0.08
53482100	AWWSC Oth O&M CAPX	CF	9300004094	10/31/2012	1,516.99
53482100	AWWSC Oth O&M CAPX	CF	9300004094	10/31/2012	89.51
53482100	AWWSC Oth O&M CAPX	CF	9300004095	10/31/2012	557.65
53482100	AWWSC Oth O&M CAPX	CF	9300004096	10/31/2012	28.69
53482100	AWWSC Oth O&M CAPX	CF	9300004096	10/31/2012	30.49
53482100	AWWSC Oth O&M CAPX	CF	9300004096	10/31/2012	1.92
53482100	AWWSC Oth O&M CAPX	CF	9300004097	10/31/2012	1.42
53482100	AWWSC Oth O&M CAPX	CF	9300004098	10/31/2012	57.21
53482100	AWWSC Oth O&M CAPX	CF	9300004098	10/31/2012	61.82
53482100	AWWSC Oth O&M CAPX	CF	9300004098	10/31/2012	18.79
53482100	AWWSC Oth O&M CAPX	CF	9300004099	10/31/2012	68.45
53482100	AWWSC Oth O&M CAPX	CF	9300004099	10/31/2012	75.70
53482100	AWWSC Oth O&M CAPX	CF	9300004100	10/31/2012	167.47
53482100	AWWSC Oth O&M CAPX	CF	9300004100	10/31/2012	17.38
53482100	AWWSC Oth O&M CAPX	CF	9300004100	10/31/2012	38.29
53482100	AWWSC Oth O&M CAPX	CF	9300004100	10/31/2012	339.64
53482100	AWWSC Oth O&M CAPX	CF	9300004100	10/31/2012	35.24
53482100	AWWSC Oth O&M CAPX	CF	9300004100	10/31/2012	77.66
53482100	AWWSC Oth O&M CAPX	CF	9300004100	10/31/2012	153.52
53482100	AWWSC Oth O&M CAPX	CF	9300004101	10/31/2012	45.06
53482100	AWWSC Oth O&M CAPX	CF	9300004101	10/31/2012	91.38
53482100	AWWSC Oth O&M CAPX	CF	9300004102	10/31/2012	54.99
53482100	AWWSC Oth O&M CAPX	CF	9300004102	10/31/2012	111.52
53482100	AWWSC Oth O&M CAPX	CF	9300004103	10/31/2012	125.51
53482100	AWWSC Oth O&M CAPX	CF	9300004103	10/31/2012	254.53
53482100	AWWSC Oth O&M CAPX	CF	9300004104	10/31/2012	0.50
53482100	AWWSC Oth O&M CAPX	CF	9300004105	10/31/2012	0.44
53482100	AWWSC Oth O&M CAPX	CF	9300004105	10/31/2012	0.28
53482100	AWWSC Oth O&M CAPX	CF	9300004105	10/31/2012	7.09
53482100	AWWSC Oth O&M CAPX	CF	9300004105	10/31/2012	0.20
53482100	AWWSC Oth O&M CAPX	CF	9300004105	10/31/2012	0.18
53482100	AWWSC Oth O&M CAPX	CF	9300004106	10/31/2012	0.13
53482100	AWWSC Oth O&M CAPX	CF	9300004106	10/31/2012	0.93
53482100	AWWSC Oth O&M CAPX	CF	9300004106	10/31/2012	0.90
53482100	AWWSC Oth O&M CAPX	CF	9300004107	10/31/2012	0.01
53482100	AWWSC Oth O&M CAPX	CF	9300004107	10/31/2012	0.39
53482100	AWWSC Oth O&M CAPX	CF	9300004108	10/31/2012	(0.73)
53482100	AWWSC Oth O&M CAPX	CF	9300004108	10/31/2012	1.92
53482100	AWWSC Oth O&M CAPX	CF	9300004108	10/31/2012	0.17
53482100	AWWSC Oth O&M CAPX	CF	9300004108	10/31/2012	1.64
53482100	AWWSC Oth O&M CAPX	CF	9300004109	10/31/2012	0.06
53482100	AWWSC Oth O&M CAPX	CF	9300004110	10/31/2012	0.01
53482100	AWWSC Oth O&M CAPX	CF	9300004110	10/31/2012	0.09
53482100	AWWSC Oth O&M CAPX	CF	9300004111	10/31/2012	0.34
53482100	AWWSC Oth O&M CAPX	CF	9300004112	10/31/2012	0.03
53482100	AWWSC Oth O&M CAPX	CF	9300004112	10/31/2012	0.02
53482100	AWWSC Oth O&M CAPX	CF	9300004113	10/31/2012	0.01
53482100	AWWSC Oth O&M CAPX	CF	9300004113	10/31/2012	0.10
53482100	AWWSC Oth O&M CAPX	CF	9300004113	10/31/2012	0.23
53482100	AWWSC Oth O&M CAPX	CF	9300004114	10/31/2012	0.36
53482100	AWWSC Oth O&M CAPX	CF	9300004114	10/31/2012	11.67
53482100	AWWSC Oth O&M CAPX	CF	9300004115	10/31/2012	1.35
53482100	AWWSC Oth O&M CAPX	CF	9300004115	10/31/2012	0.04
53482100	AWWSC Oth O&M CAPX	CF	9300004115	10/31/2012	0.04
53482100	AWWSC Oth O&M CAPX	CF	9300004115	10/31/2012	0.04
53482100	AWWSC Oth O&M CAPX	CF	9300004116	10/31/2012	0.20
53482100	AWWSC Oth O&M CAPX	CF	9300004117	10/31/2012	5.19
53482100	AWWSC Oth O&M CAPX	CF	9300004117	10/31/2012	0.12
53482100	AWWSC Oth O&M CAPX	CF	9300004118	10/31/2012	7.48
53482100	AWWSC Oth O&M CAPX	CF	9300004118	10/31/2012	0.02
53482100	AWWSC Oth O&M CAPX	CF	9300004119	10/31/2012	0.02
53482100	AWWSC Oth O&M CAPX	CF	9300004125	10/31/2012	5.82
53482100	AWWSC Oth O&M CAPX	CF	9300004126	10/31/2012	145.35
53482100	AWWSC Oth O&M CAPX	CF	9300004133	10/31/2012	209.50
53482100	AWWSC Oth O&M CAPX	CF	9300004140	10/31/2012	155.68
53482100	AWWSC Oth O&M CAPX	CF	9300004148	10/31/2012	131.86
53482100	AWWSC Oth O&M CAPX	CF	9300004153	10/31/2012	1,782.49
53482100	AWWSC Oth O&M CAPX	CF	9300004164	10/31/2012	94.03
53482100	AWWSC Oth O&M CAPX	CF	9300004181	10/31/2012	88.83
53482100	AWWSC Oth O&M CAPX	CF	9300004185	10/31/2012	63.67
53482100	AWWSC Oth O&M CAPX	CF	9300004185	10/31/2012	119.86
53482100	AWWSC Oth O&M CAPX	CF	9300004186	10/31/2012	62.91
53482100	AWWSC Oth O&M CAPX	CF	9300004186	10/31/2012	(71.20)

Kentucky American Water Company  
Case No. 2012-00520  
Response to PSC DR1, Item 31

Account	Description	Doc Type	Document Number	Posting Date	Amount
53482100	AWWSC Oth O&M CAPX	CF	9300004186	10/31/2012	38.56
53482100	AWWSC Oth O&M CAPX	CF	9300004186	10/31/2012	49.11
53482100	AWWSC Oth O&M CAPX	CF	9300004187	10/31/2012	82.05
53482100	AWWSC Oth O&M CAPX	CF	9300004187	10/31/2012	34.13
53482100	AWWSC Oth O&M CAPX	CF	9300004187	10/31/2012	2.93
53482100	AWWSC Oth O&M CAPX	CF	9300004187	10/31/2012	86.13
53482100	AWWSC Oth O&M CAPX	CF	9300004187	10/31/2012	53.08
53482100	AWWSC Oth O&M CAPX	UT	9300004205	10/31/2012	(2,455.97)
53482100	AWWSC Oth O&M CAPX	UT	9300004203	10/31/2012	(432.51)
53482100	AWWSC Oth O&M CAPX	UT	9300004203	10/31/2012	(1,049.25)
53482100	AWWSC Oth O&M CAPX	UT	9300004204	10/31/2012	394.96
53482100	AWWSC Oth O&M CAPX	UZ	2000000394	10/31/2012	(1,063.49)
53482100	AWWSC Oth O&M CAPX	UZ	2000000387	10/31/2012	(62.84)
53482100	AWWSC Oth O&M CAPX	UZ	2000000394	10/31/2012	(6.70)
53482100	AWWSC Oth O&M CAPX	UZ	2000000385	10/31/2012	(110.62)
53482100	AWWSC Oth O&M CAPX	UZ	2000000396	10/31/2012	(6.70)
53482100	AWWSC Oth O&M CAPX	UZ	2000000396	10/31/2012	(6.70)
53482100	AWWSC Oth O&M CAPX	UZ	2000000384	10/31/2012	(8.65)
53482100	AWWSC Oth O&M CAPX	UZ	2000000394	10/31/2012	(6.70)
53482100	AWWSC Oth O&M CAPX	UZ	2000000386	10/31/2012	(196.18)
53482100	AWWSC Oth O&M CAPX	UZ	2000000387	10/31/2012	(0.57)
53482100	AWWSC Oth O&M CAPX	UZ	2000000394	10/31/2012	(6.70)
53482100	AWWSC Oth O&M CAPX	UZ	2000000385	10/31/2012	(0.57)
53482100	AWWSC Oth O&M CAPX	UZ	2000000385	10/31/2012	(26.57)
53482100	AWWSC Oth O&M CAPX	UZ	2000000396	10/31/2012	(6.70)
53482100	AWWSC Oth O&M CAPX	UZ	2000000385	10/31/2012	(0.86)
53482100	AWWSC Oth O&M CAPX	UZ	2000000394	10/31/2012	(20.05)
53482100	AWWSC Oth O&M CAPX	UZ	2000000387	10/31/2012	(3.59)
53482100	AWWSC Oth O&M CAPX	UZ	2000000396	10/31/2012	(40.09)
53482100	AWWSC Oth O&M CAPX	UZ	2000000385	10/31/2012	(5.62)
53482100	AWWSC Oth O&M CAPX	UZ	2000000396	10/31/2012	(66.84)
53482100	AWWSC Oth O&M CAPX	UZ	2000000385	10/31/2012	(0.57)
53482100	AWWSC Oth O&M CAPX	UZ	2000000393	10/31/2012	(20.05)
53482100	AWWSC Oth O&M CAPX	UZ	2000000385	10/31/2012	(159.44)
53482100	AWWSC Oth O&M CAPX	UZ	2000000385	10/31/2012	(99.02)
53482100	AWWSC Oth O&M CAPX	UZ	2000000387	10/31/2012	(3.54)
53482100	AWWSC Oth O&M CAPX	UZ	2000000393	10/31/2012	0.73
53482100	AWWSC Oth O&M CAPX	UZ	2000000396	10/31/2012	(46.56)
53482100	AWWSC Oth O&M CAPX	UZ	2000000385	10/31/2012	(54.41)
53482100	AWWSC Oth O&M CAPX	UZ	2000000394	10/31/2012	(14.22)
53482100	AWWSC Oth O&M CAPX	UZ	2000000396	10/31/2012	(6.70)
53482100	AWWSC Oth O&M CAPX	UZ	2000000396	10/31/2012	(6.70)
53482100	AWWSC Oth O&M CAPX	UZ	2000000396	10/31/2012	(0.86)
53482100	AWWSC Oth O&M CAPX	UZ	2000000393	10/31/2012	(20.05)
53482100	AWWSC Oth O&M CAPX	UZ	2000000394	10/31/2012	(6.70)
53482100	AWWSC Oth O&M CAPX	UZ	2000000396	10/31/2012	(6.70)
53482100	AWWSC Oth O&M CAPX	UZ	2000000385	10/31/2012	(2.57)
53482100	AWWSC Oth O&M CAPX	UZ	2000000394	10/31/2012	(13.36)
53482100	AWWSC Oth O&M CAPX	UZ	2000000385	10/31/2012	(1.39)
53482100	AWWSC Oth O&M CAPX	UZ	2000000385	10/31/2012	(10.62)
53482100	AWWSC Oth O&M CAPX	UZ	2000000396	10/31/2012	(20.05)
53482100	AWWSC Oth O&M CAPX	UZ	2000000385	10/31/2012	(65.98)
53482100	AWWSC Oth O&M CAPX	UZ	2000000387	10/31/2012	(10.86)
53482100	AWWSC Oth O&M CAPX	UZ	2000000394	10/31/2012	(6.70)
53482100	AWWSC Oth O&M CAPX	UZ	2000000385	10/31/2012	(2.66)
53482100	AWWSC Oth O&M CAPX	UZ	2000000394	10/31/2012	(20.05)
53482100	AWWSC Oth O&M CAPX	UZ	2000000387	10/31/2012	0.20
53482100	AWWSC Oth O&M CAPX	UZ	2000000396	10/31/2012	(6.70)
53482100	AWWSC Oth O&M CAPX	UZ	2000000396	10/31/2012	(53.47)
53482100	AWWSC Oth O&M CAPX	UZ	2000000396	10/31/2012	(13.36)
53482100	AWWSC Oth O&M CAPX	UZ	2000000393	10/31/2012	(13.36)
53482100	AWWSC Oth O&M CAPX	UZ	2000000396	10/31/2012	(13.36)
53482100	AWWSC Oth O&M CAPX	UZ	2000000385	10/31/2012	0.27
53482100	AWWSC Oth O&M CAPX	UZ	2000000394	10/31/2012	(13.36)
53482100	AWWSC Oth O&M CAPX	UZ	2000000394	10/31/2012	(20.05)
53482100	AWWSC Oth O&M CAPX	UZ	2000000394	10/31/2012	(89.23)
53482100	AWWSC Oth O&M CAPX	UZ	2000000394	10/31/2012	(46.80)
53482100	AWWSC Oth O&M CAPX	UZ	2000000385	10/31/2012	(3.73)
53482100	AWWSC Oth O&M CAPX	UZ	2000000396	10/31/2012	(26.73)
53482100	AWWSC Oth O&M CAPX	UZ	2000000385	10/31/2012	(0.28)
53482100	AWWSC Oth O&M CAPX	UZ	2000000394	10/31/2012	(26.73)
53482100	AWWSC Oth O&M CAPX	UZ	2000000394	10/31/2012	(20.05)
53482100	AWWSC Oth O&M CAPX	UZ	2000000396	10/31/2012	(20.05)
53482100	AWWSC Oth O&M CAPX	UZ	2000000387	10/31/2012	(252.90)
53482100	AWWSC Oth O&M CAPX	UZ	2000000396	10/31/2012	(33.42)
53482100	AWWSC Oth O&M CAPX	UZ	2000000385	10/31/2012	(248.51)

Kentucky American Water Company  
Case No. 2012-00520  
Response to PSC DR1, Item 31

Account	Description	Doc Type	Document Number	Posting Date	Amount
53482100	AWWSC Oth O&M CAPX	UZ	2000000396	10/31/2012	(33.42)
53482100	AWWSC Oth O&M CAPX	UZ	2000000385	10/31/2012	(0.05)
53482100	AWWSC Oth O&M CAPX	UZ	2000000385	10/31/2012	8,019.97
53482100	AWWSC Oth O&M CAPX	UZ	2000000394	10/31/2012	(461.20)
53482100	AWWSC Oth O&M CAPX	UZ	2000000385	10/31/2012	8,025.97
53482100	AWWSC Oth O&M CAPX	UZ	2000000395	10/31/2012	(213.90)
53482100	AWWSC Oth O&M CAPX	UZ	2000000394	10/31/2012	(46.80)
53482100	AWWSC Oth O&M CAPX	UZ	2000000387	10/31/2012	96.84
53482100	AWWSC Oth O&M CAPX	UZ	2000000385	10/31/2012	96.84
53482100	AWWSC Oth O&M CAPX	UZ	2000000385	10/31/2012	96.84
53482100	AWWSC Oth O&M CAPX	UZ	2000000384	10/31/2012	107.78
53482100	AWWSC Oth O&M CAPX	UZ	2000000387	10/31/2012	107.78
53482100	AWWSC Oth O&M CAPX	UZ	2000000396	10/31/2012	(20.05)
53482100	AWWSC Oth O&M CAPX	UZ	2000000385	10/31/2012	(165.67)
53482100	AWWSC Oth O&M CAPX	UZ	2000000394	10/31/2012	(40.09)
53482100	AWWSC Oth O&M CAPX	UZ	2000000394	10/31/2012	(13.36)
53482100	AWWSC Oth O&M CAPX	UZ	2000000394	10/31/2012	(13.36)
53482100	AWWSC Oth O&M CAPX	UZ	2000000396	10/31/2012	(20.05)
53482100	AWWSC Oth O&M CAPX	UZ	2000000394	10/31/2012	(20.05)
53482100	AWWSC Oth O&M CAPX	UZ	2000000393	10/31/2012	(20.05)
53482100	AWWSC Oth O&M CAPX	UZ	2000000385	10/31/2012	5,350.17
53482100	AWWSC Oth O&M CAPX	UZ	2000000395	10/31/2012	(80.22)
53482100	AWWSC Oth O&M CAPX	UZ	2000000385	10/31/2012	5,350.17
53482100	AWWSC Oth O&M CAPX	UZ	2000000396	10/31/2012	(40.09)
53482100	AWWSC Oth O&M CAPX	UZ	2000000385	10/31/2012	(87.02)
53482100	AWWSC Oth O&M CAPX	UZ	2000000387	10/31/2012	5,350.17
53482100	AWWSC Oth O&M CAPX	UZ	2000000393	10/31/2012	(173.78)
53482100	AWWSC Oth O&M CAPX	UZ	2000000396	10/31/2012	(33.42)
53482100	AWWSC Oth O&M CAPX	UZ	2000000396	10/31/2012	(26.73)
53482100	AWWSC Oth O&M CAPX	UZ	2000000396	10/31/2012	(6.70)
53482100	AWWSC Oth O&M CAPX	UZ	2000000394	10/31/2012	(20.05)
53482100	AWWSC Oth O&M CAPX	UZ	2000000396	10/31/2012	(13.36)
53482100	AWWSC Oth O&M CAPX	UZ	2000000394	10/31/2012	(33.42)
53482100	AWWSC Oth O&M CAPX	UZ	2000000387	10/31/2012	(165.67)
53482100	AWWSC Oth O&M CAPX	UZ	2000000396	10/31/2012	(40.09)
53482100	AWWSC Oth O&M CAPX	UZ	2000000396	10/31/2012	(13.36)
53482100	AWWSC Oth O&M CAPX	UZ	2000000396	10/31/2012	(20.05)
53482100	AWWSC Oth O&M CAPX	UZ	2000000394	10/31/2012	(13.36)
53482100	AWWSC Oth O&M CAPX	UZ	2000000396	10/31/2012	(13.36)
53482100	AWWSC Oth O&M CAPX	UZ	2000000396	10/31/2012	(6.70)
53482100	AWWSC Oth O&M CAPX	UZ	2000000394	10/31/2012	(6.70)
53482100	AWWSC Oth O&M CAPX	UZ	2000000394	10/31/2012	(6.70)
53482100	AWWSC Oth O&M CAPX	UZ	2000000385	10/31/2012	(2.56)
53482100	AWWSC Oth O&M CAPX	UZ	2000000394	10/31/2012	(13.36)
53482100	AWWSC Oth O&M CAPX	UZ	2000000396	10/31/2012	(13.36)
53482100	AWWSC Oth O&M CAPX	UZ	2000000387	10/31/2012	(165.67)
53482100	AWWSC Oth O&M CAPX	UZ	2000000393	10/31/2012	(40.09)
53482100	AWWSC Oth O&M CAPX	UZ	2000000394	10/31/2012	(33.42)
53482100	AWWSC Oth O&M CAPX	UZ	2000000396	10/31/2012	(40.09)
53482100	AWWSC Oth O&M CAPX	UZ	2000000394	10/31/2012	(46.80)
53482100	AWWSC Oth O&M CAPX	UZ	2000000393	10/31/2012	(80.22)
53482100	AWWSC Oth O&M CAPX	UZ	2000000396	10/31/2012	(26.73)
53482100	AWWSC Oth O&M CAPX	UZ	2000000394	10/31/2012	(26.73)
53482100	AWWSC Oth O&M CAPX	UZ	2000000394	10/31/2012	(60.17)
53482100	AWWSC Oth O&M CAPX	UZ	2000000393	10/31/2012	(66.84)
53482200	AWWSC Dpr/Amrt CAPX	CF	9300004086	10/31/2012	1.15
53482200	AWWSC Dpr/Amrt CAPX	CF	9300004088	10/31/2012	6.91
53482200	AWWSC Dpr/Amrt CAPX	CF	9300004089	10/31/2012	38.78
53482200	AWWSC Dpr/Amrt CAPX	CF	9300004094	10/31/2012	0.39
53482200	AWWSC Dpr/Amrt CAPX	CF	9300004094	10/31/2012	828.32
53482200	AWWSC Dpr/Amrt CAPX	CF	9300004095	10/31/2012	0.58
53482200	AWWSC Dpr/Amrt CAPX	CF	9300004100	10/31/2012	259.42
53482200	AWWSC Dpr/Amrt CAPX	CF	9300004100	10/31/2012	526.11
53482200	AWWSC Dpr/Amrt CAPX	CF	9300004101	10/31/2012	16.84
53482200	AWWSC Dpr/Amrt CAPX	CF	9300004101	10/31/2012	34.15
53482200	AWWSC Dpr/Amrt CAPX	CF	9300004102	10/31/2012	109.40
53482200	AWWSC Dpr/Amrt CAPX	CF	9300004102	10/31/2012	221.86
53482200	AWWSC Dpr/Amrt CAPX	CF	9300004103	10/31/2012	70.68
53482200	AWWSC Dpr/Amrt CAPX	CF	9300004103	10/31/2012	143.34
53482200	AWWSC Dpr/Amrt CAPX	CF	9300004106	10/31/2012	12.80
53482200	AWWSC Dpr/Amrt CAPX	CF	9300004106	10/31/2012	3.71
53482200	AWWSC Dpr/Amrt CAPX	CF	9300004107	10/31/2012	1.77
53482200	AWWSC Dpr/Amrt CAPX	CF	9300004107	10/31/2012	0.01
53482200	AWWSC Dpr/Amrt CAPX	CF	9300004107	10/31/2012	1.71
53482200	AWWSC Dpr/Amrt CAPX	CF	9300004108	10/31/2012	2.43
53482200	AWWSC Dpr/Amrt CAPX	CF	9300004110	10/31/2012	32.65
53482200	AWWSC Dpr/Amrt CAPX	CF	9300004111	10/31/2012	1.59

Kentucky American Water Company  
Case No. 2012-00520  
Response to PSC DR1, Item 31

Account	Description	Doc Type	Document Number	Posting Date	Amount
53482200	AWWSC Dpr/Amrt CAPX	CF	9300004161	10/31/2012	3,907.93
53482200	AWWSC Dpr/Amrt CAPX	CF	9300004162	10/31/2012	1,202.44
53482200	AWWSC Dpr/Amrt CAPX	CF	9300004175	10/31/2012	441.56
53482200	AWWSC Dpr/Amrt CAPX	CF	9300004187	10/31/2012	368.84
53482200	AWWSC Dpr/Amrt CAPX	UT	9300004205	10/31/2012	(845.83)
53482200	AWWSC Dpr/Amrt CAPX	UT	9300004203	10/31/2012	(854.90)
53482200	AWWSC Dpr/Amrt CAPX	UZ	2000000394	10/31/2012	(925.46)
53482200	AWWSC Dpr/Amrt CAPX	UZ	2000000394	10/31/2012	(14.20)
53482200	AWWSC Dpr/Amrt CAPX	UZ	2000000394	10/31/2012	(14.20)
53482200	AWWSC Dpr/Amrt CAPX	UZ	2000000396	10/31/2012	(14.20)
53482200	AWWSC Dpr/Amrt CAPX	UZ	2000000396	10/31/2012	(14.20)
53482200	AWWSC Dpr/Amrt CAPX	UZ	2000000394	10/31/2012	(14.20)
53482200	AWWSC Dpr/Amrt CAPX	UZ	2000000394	10/31/2012	(14.20)
53482200	AWWSC Dpr/Amrt CAPX	UZ	2000000398	10/31/2012	(42.60)
53482200	AWWSC Dpr/Amrt CAPX	UZ	2000000396	10/31/2012	(85.19)
53482200	AWWSC Dpr/Amrt CAPX	UZ	2000000394	10/31/2012	(141.99)
53482200	AWWSC Dpr/Amrt CAPX	UZ	2000000396	10/31/2012	(42.60)
53482200	AWWSC Dpr/Amrt CAPX	UZ	2000000394	10/31/2012	(91.00)
53482200	AWWSC Dpr/Amrt CAPX	UZ	2000000394	10/31/2012	(28.69)
53482200	AWWSC Dpr/Amrt CAPX	UZ	2000000394	10/31/2012	(14.20)
53482200	AWWSC Dpr/Amrt CAPX	UZ	2000000393	10/31/2012	(14.20)
53482200	AWWSC Dpr/Amrt CAPX	UZ	2000000396	10/31/2012	(0.29)
53482200	AWWSC Dpr/Amrt CAPX	UZ	2000000393	10/31/2012	(42.60)
53482200	AWWSC Dpr/Amrt CAPX	UZ	2000000394	10/31/2012	(14.20)
53482200	AWWSC Dpr/Amrt CAPX	UZ	2000000394	10/31/2012	(14.20)
53482200	AWWSC Dpr/Amrt CAPX	UZ	2000000396	10/31/2012	(14.20)
53482200	AWWSC Dpr/Amrt CAPX	UZ	2000000394	10/31/2012	(28.40)
53482200	AWWSC Dpr/Amrt CAPX	UZ	2000000396	10/31/2012	(42.60)
53482200	AWWSC Dpr/Amrt CAPX	UZ	2000000394	10/31/2012	(14.20)
53482200	AWWSC Dpr/Amrt CAPX	UZ	2000000394	10/31/2012	(42.60)
53482200	AWWSC Dpr/Amrt CAPX	UZ	2000000396	10/31/2012	(14.20)
53482200	AWWSC Dpr/Amrt CAPX	UZ	2000000396	10/31/2012	(14.20)
53482200	AWWSC Dpr/Amrt CAPX	UZ	2000000396	10/31/2012	(113.59)
53482200	AWWSC Dpr/Amrt CAPX	UZ	2000000398	10/31/2012	(28.40)
53482200	AWWSC Dpr/Amrt CAPX	UZ	2000000396	10/31/2012	(28.40)
53482200	AWWSC Dpr/Amrt CAPX	UZ	2000000396	10/31/2012	(28.40)
53482200	AWWSC Dpr/Amrt CAPX	UZ	2000000396	10/31/2012	(28.40)
53482200	AWWSC Dpr/Amrt CAPX	UZ	2000000393	10/31/2012	(42.60)
53482200	AWWSC Dpr/Amrt CAPX	UZ	2000000394	10/31/2012	(164.46)
53482200	AWWSC Dpr/Amrt CAPX	UZ	2000000396	10/31/2012	(99.39)
53482200	AWWSC Dpr/Amrt CAPX	UZ	2000000394	10/31/2012	(56.80)
53482200	AWWSC Dpr/Amrt CAPX	UZ	2000000393	10/31/2012	(56.80)
53482200	AWWSC Dpr/Amrt CAPX	UZ	2000000394	10/31/2012	(42.60)
53482200	AWWSC Dpr/Amrt CAPX	UZ	2000000396	10/31/2012	(42.60)
53482200	AWWSC Dpr/Amrt CAPX	UZ	2000000393	10/31/2012	(71.00)
53482200	AWWSC Dpr/Amrt CAPX	UZ	2000000396	10/31/2012	(71.00)
53482200	AWWSC Dpr/Amrt CAPX	UZ	2000000396	10/31/2012	(979.74)
53482200	AWWSC Dpr/Amrt CAPX	UZ	2000000393	10/31/2012	(454.37)
53482200	AWWSC Dpr/Amrt CAPX	UZ	2000000394	10/31/2012	(99.39)
53482200	AWWSC Dpr/Amrt CAPX	UZ	2000000396	10/31/2012	(42.60)
53482200	AWWSC Dpr/Amrt CAPX	UZ	2000000394	10/31/2012	(85.19)
53482200	AWWSC Dpr/Amrt CAPX	UZ	2000000394	10/31/2012	(28.40)
53482200	AWWSC Dpr/Amrt CAPX	UZ	2000000394	10/31/2012	(28.40)
53482200	AWWSC Dpr/Amrt CAPX	UZ	2000000394	10/31/2012	(42.60)
53482200	AWWSC Dpr/Amrt CAPX	UZ	2000000394	10/31/2012	(42.60)
53482200	AWWSC Dpr/Amrt CAPX	UZ	2000000396	10/31/2012	(170.39)
53482200	AWWSC Dpr/Amrt CAPX	UZ	2000000396	10/31/2012	(85.19)
53482200	AWWSC Dpr/Amrt CAPX	UZ	2000000394	10/31/2012	(369.18)
53482200	AWWSC Dpr/Amrt CAPX	UZ	2000000394	10/31/2012	(71.00)
53482200	AWWSC Dpr/Amrt CAPX	UZ	2000000396	10/31/2012	(56.80)
53482200	AWWSC Dpr/Amrt CAPX	UZ	2000000394	10/31/2012	(14.20)
53482200	AWWSC Dpr/Amrt CAPX	UZ	2000000394	10/31/2012	(42.60)
53482200	AWWSC Dpr/Amrt CAPX	UZ	2000000393	10/31/2012	(28.40)
53482200	AWWSC Dpr/Amrt CAPX	UZ	2000000394	10/31/2012	(71.00)
53482200	AWWSC Dpr/Amrt CAPX	UZ	2000000396	10/31/2012	(85.19)
53482200	AWWSC Dpr/Amrt CAPX	UZ	2000000393	10/31/2012	(28.40)
53482200	AWWSC Dpr/Amrt CAPX	UZ	2000000396	10/31/2012	(42.60)
53482200	AWWSC Dpr/Amrt CAPX	UZ	2000000396	10/31/2012	(28.40)
53482200	AWWSC Dpr/Amrt CAPX	UZ	2000000396	10/31/2012	(28.40)
53482200	AWWSC Dpr/Amrt CAPX	UZ	2000000394	10/31/2012	(71.00)
53482200	AWWSC Dpr/Amrt CAPX	UZ	2000000393	10/31/2012	(71.00)
53482200	AWWSC Dpr/Amrt CAPX	UZ	2000000394	10/31/2012	(85.19)
53482200	AWWSC Dpr/Amrt CAPX	UZ	2000000394	10/31/2012	(71.00)
53482200	AWWSC Dpr/Amrt CAPX	UZ	2000000394	10/31/2012	(85.19)



Kentucky American Water Company  
Case No. 2012-00520  
Response to PSC DR1, Item 31

Account	Description	Doc Type	Document Number	Posting Date	Amount
53482200	AWWSC Dpr/Amrt CAPX	UZ	2000000396	10/31/2012	(99.39)
53482200	AWWSC Dpr/Amrt CAPX	UZ	2000000396	10/31/2012	(170.39)
53482200	AWWSC Dpr/Amrt CAPX	UZ	2000000398	10/31/2012	(56.80)
53482200	AWWSC Dpr/Amrt CAPX	UZ	2000000394	10/31/2012	(56.80)
53482200	AWWSC Dpr/Amrt CAPX	UZ	2000000396	10/31/2012	(127.79)
53482200	AWWSC Dpr/Amrt CAPX	UZ	2000000394	10/31/2012	(141.99)
53482300	AWWSC Gen Tax CAPX	CF	9300003462	10/31/2012	15.85
53482300	AWWSC Gen Tax CAPX	CF	9300003463	10/31/2012	3.97
53482300	AWWSC Gen Tax CAPX	CF	9300003464	10/31/2012	4.58
53482300	AWWSC Gen Tax CAPX	CF	9300003465	10/31/2012	3.50
53482300	AWWSC Gen Tax CAPX	CF	9300003466	10/31/2012	45.29
53482300	AWWSC Gen Tax CAPX	CF	9300003467	10/31/2012	2.07
53482300	AWWSC Gen Tax CAPX	CF	9300003468	10/31/2012	140.04
53482300	AWWSC Gen Tax CAPX	CF	9300003469	10/31/2012	5.03
53482300	AWWSC Gen Tax CAPX	CF	9300003470	10/31/2012	1.86
53482300	AWWSC Gen Tax CAPX	CF	9300003471	10/31/2012	2.74
53482300	AWWSC Gen Tax CAPX	CF	9300003472	10/31/2012	81.16
53482300	AWWSC Gen Tax CAPX	CF	9300003489	10/31/2012	40.57
53482300	AWWSC Gen Tax CAPX	CF	9300003490	10/31/2012	44.17
53482300	AWWSC Gen Tax CAPX	CF	9300003491	10/31/2012	(5.65)
53482300	AWWSC Gen Tax CAPX	CF	9300003492	10/31/2012	14.26
53482300	AWWSC Gen Tax CAPX	CF	9300003493	10/31/2012	104.79
53482300	AWWSC Gen Tax CAPX	CF	9300003497	10/31/2012	3.21
53482300	AWWSC Gen Tax CAPX	CF	9300003498	10/31/2012	7.54
53482300	AWWSC Gen Tax CAPX	CF	9300003499	10/31/2012	0.75
53482300	AWWSC Gen Tax CAPX	CF	9300003501	10/31/2012	112.78
53482300	AWWSC Gen Tax CAPX	CF	9300003502	10/31/2012	37.58
53482300	AWWSC Gen Tax CAPX	CF	9300003503	10/31/2012	18.61
53482300	AWWSC Gen Tax CAPX	CF	9300003504	10/31/2012	(3.07)
53482300	AWWSC Gen Tax CAPX	CF	9300003505	10/31/2012	51.45
53482300	AWWSC Gen Tax CAPX	CF	9300003506	10/31/2012	3,283.45
53482300	AWWSC Gen Tax CAPX	CF	9300003507	10/31/2012	39.70
53482300	AWWSC Gen Tax CAPX	CF	9300003510	10/31/2012	29.78
53482300	AWWSC Gen Tax CAPX	CF	9300003512	10/31/2012	4.81
53482300	AWWSC Gen Tax CAPX	CF	9300003514	10/31/2012	3.27
53482300	AWWSC Gen Tax CAPX	CF	9300003516	10/31/2012	0.83
53482300	AWWSC Gen Tax CAPX	CF	9300003518	10/31/2012	(1.14)
53482300	AWWSC Gen Tax CAPX	CF	9300003520	10/31/2012	0.76
53482300	AWWSC Gen Tax CAPX	CF	9300003522	10/31/2012	20.49
53482300	AWWSC Gen Tax CAPX	CF	9300003523	10/31/2012	13.76
53482300	AWWSC Gen Tax CAPX	CF	9300003525	10/31/2012	17.47
53482300	AWWSC Gen Tax CAPX	CF	9300003527	10/31/2012	15.10
53482300	AWWSC Gen Tax CAPX	CF	9300003529	10/31/2012	36.53
53482300	AWWSC Gen Tax CAPX	CF	9300003531	10/31/2012	16.77
53482300	AWWSC Gen Tax CAPX	CF	9300003533	10/31/2012	19.59
53482300	AWWSC Gen Tax CAPX	CF	9300003537	10/31/2012	18.77
53482300	AWWSC Gen Tax CAPX	CF	9300003539	10/31/2012	20.24
53482300	AWWSC Gen Tax CAPX	CF	9300003541	10/31/2012	20.14
53482300	AWWSC Gen Tax CAPX	CF	9300003543	10/31/2012	2.30
53482300	AWWSC Gen Tax CAPX	CF	9300003545	10/31/2012	27.32
53482300	AWWSC Gen Tax CAPX	CF	9300003547	10/31/2012	29.28
53482300	AWWSC Gen Tax CAPX	CF	9300003549	10/31/2012	83.72
53482300	AWWSC Gen Tax CAPX	CF	9300003552	10/31/2012	89.21
53482300	AWWSC Gen Tax CAPX	CF	9300003554	10/31/2012	77.69
53482300	AWWSC Gen Tax CAPX	CF	9300003556	10/31/2012	20.47
53482300	AWWSC Gen Tax CAPX	CF	9300003558	10/31/2012	20.52
53482300	AWWSC Gen Tax CAPX	CF	9300003560	10/31/2012	20.47
53482300	AWWSC Gen Tax CAPX	CF	9300003562	10/31/2012	8.78
53482300	AWWSC Gen Tax CAPX	CF	9300003564	10/31/2012	6.85
53482300	AWWSC Gen Tax CAPX	CF	9300003566	10/31/2012	0.42
53482300	AWWSC Gen Tax CAPX	CF	9300003568	10/31/2012	0.42
53482300	AWWSC Gen Tax CAPX	CF	9300003570	10/31/2012	0.42
53482300	AWWSC Gen Tax CAPX	CF	9300003593	10/31/2012	(6.51)
53482300	AWWSC Gen Tax CAPX	CF	9300003605	10/31/2012	(1.49)
53482300	AWWSC Gen Tax CAPX	CF	9300003606	10/31/2012	7.65
53482300	AWWSC Gen Tax CAPX	CF	9300003622	10/31/2012	32.25
53482300	AWWSC Gen Tax CAPX	CF	9300003624	10/31/2012	135.13
53482300	AWWSC Gen Tax CAPX	CF	9300003625	10/31/2012	27.38
53482300	AWWSC Gen Tax CAPX	CF	9300003628	10/31/2012	542.75
53482300	AWWSC Gen Tax CAPX	CF	9300003629	10/31/2012	18.88
53482300	AWWSC Gen Tax CAPX	CF	9300003630	10/31/2012	0.31
53482300	AWWSC Gen Tax CAPX	CF	9300003631	10/31/2012	(0.26)
53482300	AWWSC Gen Tax CAPX	CF	9300003634	10/31/2012	18.89
53482300	AWWSC Gen Tax CAPX	CF	9300003635	10/31/2012	(0.26)
53482300	AWWSC Gen Tax CAPX	CF	9300003638	10/31/2012	20.47
53482300	AWWSC Gen Tax CAPX	CF	9300003641	10/31/2012	20.47
53482300	AWWSC Gen Tax CAPX	CF	9300003643	10/31/2012	29.68

Kentucky American Water Company  
Case No. 2012-00520  
Response to PSC DR1, Item 31

Account	Description	Doc Type	Document Number	Posting Date	Amount
53482300	AWWSC Gen Tax CAPX	CF	9300003645	10/31/2012	29.68
53482300	AWWSC Gen Tax CAPX	CF	9300003647	10/31/2012	42.48
53482300	AWWSC Gen Tax CAPX	CF	9300003650	10/31/2012	61.08
53482300	AWWSC Gen Tax CAPX	CF	9300003652	10/31/2012	19.53
53482300	AWWSC Gen Tax CAPX	CF	9300003654	10/31/2012	17.31
53482300	AWWSC Gen Tax CAPX	CF	9300003656	10/31/2012	1.84
53482300	AWWSC Gen Tax CAPX	CF	9300003658	10/31/2012	1.84
53482300	AWWSC Gen Tax CAPX	CF	9300003660	10/31/2012	19.06
53482300	AWWSC Gen Tax CAPX	CF	9300003662	10/31/2012	36.45
53482300	AWWSC Gen Tax CAPX	CF	9300003664	10/31/2012	24.21
53482300	AWWSC Gen Tax CAPX	CF	9300003667	10/31/2012	10.44
53482300	AWWSC Gen Tax CAPX	CF	9300003673	10/31/2012	9.34
53482300	AWWSC Gen Tax CAPX	CF	9300003675	10/31/2012	(3.53)
53482300	AWWSC Gen Tax CAPX	CF	9300003677	10/31/2012	1.57
53482300	AWWSC Gen Tax CAPX	CF	9300003679	10/31/2012	2.19
53482300	AWWSC Gen Tax CAPX	CF	9300003682	10/31/2012	0.06
53482300	AWWSC Gen Tax CAPX	CF	9300003683	10/31/2012	(1.26)
53482300	AWWSC Gen Tax CAPX	CF	9300003686	10/31/2012	(0.26)
53482300	AWWSC Gen Tax CAPX	CF	9300003687	10/31/2012	0.06
53482300	AWWSC Gen Tax CAPX	CF	9300003689	10/31/2012	0.06
53482300	AWWSC Gen Tax CAPX	CF	9300003690	10/31/2012	(0.26)
53482300	AWWSC Gen Tax CAPX	CF	9300003692	10/31/2012	(0.34)
53482300	AWWSC Gen Tax CAPX	CF	9300003702	10/31/2012	(0.47)
53482300	AWWSC Gen Tax CAPX	CF	9300003704	10/31/2012	(0.13)
53482300	AWWSC Gen Tax CAPX	CF	9300003706	10/31/2012	(0.09)
53482300	AWWSC Gen Tax CAPX	CF	9300003709	10/31/2012	(0.18)
53482300	AWWSC Gen Tax CAPX	CF	9300003712	10/31/2012	18.52
53482300	AWWSC Gen Tax CAPX	CF	9300003714	10/31/2012	1.42
53482300	AWWSC Gen Tax CAPX	CF	9300003716	10/31/2012	1.42
53482300	AWWSC Gen Tax CAPX	CF	9300003719	10/31/2012	0.94
53482300	AWWSC Gen Tax CAPX	CF	9300003721	10/31/2012	(5.91)
53482300	AWWSC Gen Tax CAPX	CF	9300003723	10/31/2012	23.56
53482300	AWWSC Gen Tax CAPX	CF	9300003725	10/31/2012	0.69
53482300	AWWSC Gen Tax CAPX	CF	9300003726	10/31/2012	(0.80)
53482300	AWWSC Gen Tax CAPX	CF	9300003730	10/31/2012	1.09
53482300	AWWSC Gen Tax CAPX	CF	9300003732	10/31/2012	4.71
53482300	AWWSC Gen Tax CAPX	CF	9300003734	10/31/2012	(18.16)
53482300	AWWSC Gen Tax CAPX	CF	9300003737	10/31/2012	20.85
53482300	AWWSC Gen Tax CAPX	CF	9300003740	10/31/2012	6.70
53482300	AWWSC Gen Tax CAPX	CF	9300003745	10/31/2012	(0.04)
53482300	AWWSC Gen Tax CAPX	CF	9300003747	10/31/2012	0.75
53482300	AWWSC Gen Tax CAPX	CF	9300003749	10/31/2012	(0.10)
53482300	AWWSC Gen Tax CAPX	CF	9300003750	10/31/2012	(0.10)
53482300	AWWSC Gen Tax CAPX	CF	9300003753	10/31/2012	64.95
53482300	AWWSC Gen Tax CAPX	CF	9300003754	10/31/2012	21.16
53482300	AWWSC Gen Tax CAPX	CF	9300003755	10/31/2012	(0.10)
53482300	AWWSC Gen Tax CAPX	CF	9300003756	10/31/2012	(1.02)
53482300	AWWSC Gen Tax CAPX	CF	9300003758	10/31/2012	49.36
53482300	AWWSC Gen Tax CAPX	CF	9300003762	10/31/2012	49.12
53482300	AWWSC Gen Tax CAPX	CF	9300003763	10/31/2012	(3.16)
53482300	AWWSC Gen Tax CAPX	CF	9300003765	10/31/2012	18.13
53482300	AWWSC Gen Tax CAPX	CF	9300003766	10/31/2012	(1.29)
53482300	AWWSC Gen Tax CAPX	CF	9300003767	10/31/2012	1.75
53482300	AWWSC Gen Tax CAPX	CF	9300003769	10/31/2012	3.55
53482300	AWWSC Gen Tax CAPX	CF	9300003771	10/31/2012	(3.83)
53482300	AWWSC Gen Tax CAPX	CF	9300003773	10/31/2012	1.00
53482300	AWWSC Gen Tax CAPX	CF	9300003775	10/31/2012	1.00
53482300	AWWSC Gen Tax CAPX	CF	9300003777	10/31/2012	(1.39)
53482300	AWWSC Gen Tax CAPX	CF	9300003778	10/31/2012	1.77
53482300	AWWSC Gen Tax CAPX	CF	9300003779	10/31/2012	18.75
53482300	AWWSC Gen Tax CAPX	CF	9300003781	10/31/2012	(4.91)
53482300	AWWSC Gen Tax CAPX	CF	9300003783	10/31/2012	5.17
53482300	AWWSC Gen Tax CAPX	CF	9300003785	10/31/2012	(50.65)
53482300	AWWSC Gen Tax CAPX	CF	9300003787	10/31/2012	75.47
53482300	AWWSC Gen Tax CAPX	CF	9300003788	10/31/2012	2.05
53482300	AWWSC Gen Tax CAPX	CF	9300003789	10/31/2012	(1.67)
53482300	AWWSC Gen Tax CAPX	CF	9300003790	10/31/2012	(44.84)
53482300	AWWSC Gen Tax CAPX	CF	9300003792	10/31/2012	67.91
53482300	AWWSC Gen Tax CAPX	CF	9300003793	10/31/2012	2.89
53482300	AWWSC Gen Tax CAPX	CF	9300003794	10/31/2012	(4.15)
53482300	AWWSC Gen Tax CAPX	CF	9300003795	10/31/2012	(0.48)
53482300	AWWSC Gen Tax CAPX	CF	9300003796	10/31/2012	(6.18)
53482300	AWWSC Gen Tax CAPX	CF	9300003797	10/31/2012	0.48
53482300	AWWSC Gen Tax CAPX	CF	9300003798	10/31/2012	8.47
53482300	AWWSC Gen Tax CAPX	CF	9300003799	10/31/2012	5.36
53482300	AWWSC Gen Tax CAPX	CF	9300003800	10/31/2012	(3.48)
53482300	AWWSC Gen Tax CAPX	CF	9300003801	10/31/2012	(6.17)

Kentucky American Water Company  
Case No. 2012-00520  
Response to PSC DR1, Item 31

Account	Description	Doc Type	Document Number	Posting Date	Amount
53482300	AWWSC Gen Tax CAPX	CF	9300003803	10/31/2012	8.46
53482300	AWWSC Gen Tax CAPX	CF	9300003804	10/31/2012	4.69
53482300	AWWSC Gen Tax CAPX	CF	9300003805	10/31/2012	(1.80)
53482300	AWWSC Gen Tax CAPX	CF	9300003806	10/31/2012	(0.13)
53482300	AWWSC Gen Tax CAPX	CF	9300003807	10/31/2012	(0.48)
53482300	AWWSC Gen Tax CAPX	CF	9300003808	10/31/2012	(55.33)
53482300	AWWSC Gen Tax CAPX	CF	9300003809	10/31/2012	82.21
53482300	AWWSC Gen Tax CAPX	CF	9300003810	10/31/2012	0.48
53482300	AWWSC Gen Tax CAPX	CF	9300003811	10/31/2012	3.85
53482300	AWWSC Gen Tax CAPX	CF	9300003812	10/31/2012	(8.90)
53482300	AWWSC Gen Tax CAPX	CF	9300003813	10/31/2012	12.31
53482300	AWWSC Gen Tax CAPX	CF	9300003814	10/31/2012	(8.90)
53482300	AWWSC Gen Tax CAPX	CF	9300003815	10/31/2012	11.83
53482300	AWWSC Gen Tax CAPX	CF	9300003816	10/31/2012	6.85
53482300	AWWSC Gen Tax CAPX	CF	9300004013	10/31/2012	635.10
53482300	AWWSC Gen Tax CAPX	CF	9300004014	10/31/2012	249.53
53482300	AWWSC Gen Tax CAPX	CF	9300004086	10/31/2012	0.13
53482300	AWWSC Gen Tax CAPX	CF	9300004086	10/31/2012	0.08
53482300	AWWSC Gen Tax CAPX	CF	9300004087	10/31/2012	0.15
53482300	AWWSC Gen Tax CAPX	CF	9300004088	10/31/2012	4.74
53482300	AWWSC Gen Tax CAPX	CF	9300004089	10/31/2012	0.21
53482300	AWWSC Gen Tax CAPX	CF	9300004089	10/31/2012	0.12
53482300	AWWSC Gen Tax CAPX	CF	9300004090	10/31/2012	0.11
53482300	AWWSC Gen Tax CAPX	CF	9300004090	10/31/2012	0.14
53482300	AWWSC Gen Tax CAPX	CF	9300004090	10/31/2012	0.07
53482300	AWWSC Gen Tax CAPX	CF	9300004091	10/31/2012	(0.21)
53482300	AWWSC Gen Tax CAPX	CF	9300004091	10/31/2012	0.49
53482300	AWWSC Gen Tax CAPX	CF	9300004092	10/31/2012	0.27
53482300	AWWSC Gen Tax CAPX	CF	9300004093	10/31/2012	0.11
53482300	AWWSC Gen Tax CAPX	CF	9300004093	10/31/2012	0.10
53482300	AWWSC Gen Tax CAPX	CF	9300004093	10/31/2012	0.24
53482300	AWWSC Gen Tax CAPX	CF	9300004094	10/31/2012	0.32
53482300	AWWSC Gen Tax CAPX	CF	9300004095	10/31/2012	87.66
53482300	AWWSC Gen Tax CAPX	CF	9300004096	10/31/2012	42.00
53482300	AWWSC Gen Tax CAPX	CF	9300004096	10/31/2012	(5.06)
53482300	AWWSC Gen Tax CAPX	CF	9300004096	10/31/2012	3.81
53482300	AWWSC Gen Tax CAPX	CF	9300004096	10/31/2012	0.39
53482300	AWWSC Gen Tax CAPX	CF	9300004096	10/31/2012	(4.58)
53482300	AWWSC Gen Tax CAPX	CF	9300004096	10/31/2012	5.86
53482300	AWWSC Gen Tax CAPX	CF	9300004097	10/31/2012	(0.45)
53482300	AWWSC Gen Tax CAPX	CF	9300004097	10/31/2012	8.17
53482300	AWWSC Gen Tax CAPX	CF	9300004097	10/31/2012	(4.60)
53482300	AWWSC Gen Tax CAPX	CF	9300004097	10/31/2012	16.87
53482300	AWWSC Gen Tax CAPX	CF	9300004098	10/31/2012	(8.99)
53482300	AWWSC Gen Tax CAPX	CF	9300004098	10/31/2012	6.80
53482300	AWWSC Gen Tax CAPX	CF	9300004099	10/31/2012	5.07
53482300	AWWSC Gen Tax CAPX	CF	9300004099	10/31/2012	18.88
53482300	AWWSC Gen Tax CAPX	CF	9300004099	10/31/2012	38.28
53482300	AWWSC Gen Tax CAPX	CF	9300004100	10/31/2012	0.09
53482300	AWWSC Gen Tax CAPX	CF	9300004100	10/31/2012	0.18
53482300	AWWSC Gen Tax CAPX	CF	9300004101	10/31/2012	1.33
53482300	AWWSC Gen Tax CAPX	CF	9300004101	10/31/2012	2.69
53482300	AWWSC Gen Tax CAPX	CF	9300004102	10/31/2012	(2.15)
53482300	AWWSC Gen Tax CAPX	CF	9300004102	10/31/2012	14.84
53482300	AWWSC Gen Tax CAPX	CF	9300004102	10/31/2012	6.37
53482300	AWWSC Gen Tax CAPX	CF	9300004102	10/31/2012	(4.36)
53482300	AWWSC Gen Tax CAPX	CF	9300004102	10/31/2012	30.10
53482300	AWWSC Gen Tax CAPX	CF	9300004102	10/31/2012	12.92
53482300	AWWSC Gen Tax CAPX	CF	9300004103	10/31/2012	2.20
53482300	AWWSC Gen Tax CAPX	CF	9300004103	10/31/2012	4.46
53482300	AWWSC Gen Tax CAPX	CF	9300004105	10/31/2012	0.03
53482300	AWWSC Gen Tax CAPX	CF	9300004106	10/31/2012	0.18
53482300	AWWSC Gen Tax CAPX	CF	9300004106	10/31/2012	0.09
53482300	AWWSC Gen Tax CAPX	CF	9300004106	10/31/2012	(0.03)
53482300	AWWSC Gen Tax CAPX	CF	9300004106	10/31/2012	0.30
53482300	AWWSC Gen Tax CAPX	CF	9300004107	10/31/2012	0.07
53482300	AWWSC Gen Tax CAPX	CF	9300004107	10/31/2012	0.17
53482300	AWWSC Gen Tax CAPX	CF	9300004108	10/31/2012	0.01
53482300	AWWSC Gen Tax CAPX	CF	9300004109	10/31/2012	0.10
53482300	AWWSC Gen Tax CAPX	CF	9300004109	10/31/2012	0.03
53482300	AWWSC Gen Tax CAPX	CF	9300004113	10/31/2012	0.01
53482300	AWWSC Gen Tax CAPX	CF	9300004114	10/31/2012	0.01
53482300	AWWSC Gen Tax CAPX	CF	9300004116	10/31/2012	(0.01)
53482300	AWWSC Gen Tax CAPX	CF	9300004116	10/31/2012	0.01
53482300	AWWSC Gen Tax CAPX	CF	9300004117	10/31/2012	(0.01)
53482300	AWWSC Gen Tax CAPX	CF	9300004118	10/31/2012	0.02
53482300	AWWSC Gen Tax CAPX	CF	9300004118	10/31/2012	(0.01)

Kentucky American Water Company  
Case No. 2012-00520  
Response to PSC DR1, Item 31

Account	Description	Doc Type	Document Number	Posting Date	Amount
53482300	AWWSC Gen Tax CAPX	CF	9300004119	10/31/2012	0.01
53482300	AWWSC Gen Tax CAPX	CF	9300004124	10/31/2012	(27.21)
53482300	AWWSC Gen Tax CAPX	CF	9300004139	10/31/2012	20.36
53482300	AWWSC Gen Tax CAPX	CF	9300004147	10/31/2012	(35.35)
53482300	AWWSC Gen Tax CAPX	CF	9300004163	10/31/2012	(48.10)
53482300	AWWSC Gen Tax CAPX	CF	9300004173	10/31/2012	(0.96)
53482300	AWWSC Gen Tax CAPX	CF	9300004174	10/31/2012	(59.99)
53482300	AWWSC Gen Tax CAPX	CF	9300004177	10/31/2012	10.23
53482300	AWWSC Gen Tax CAPX	CF	9300004180	10/31/2012	(114.07)
53482300	AWWSC Gen Tax CAPX	CF	9300004185	10/31/2012	8.13
53482300	AWWSC Gen Tax CAPX	CF	9300004186	10/31/2012	13.14
53482300	AWWSC Gen Tax CAPX	CF	9300004186	10/31/2012	14.16
53482300	AWWSC Gen Tax CAPX	CF	9300004186	10/31/2012	0.49
53482300	AWWSC Gen Tax CAPX	CF	9300004186	10/31/2012	18.59
53482300	AWWSC Gen Tax CAPX	CF	9300004186	10/31/2012	(0.22)
53482300	AWWSC Gen Tax CAPX	CF	9300004187	10/31/2012	54.70
53482300	AWWSC Gen Tax CAPX	CF	9300004187	10/31/2012	5.44
53482300	AWWSC Gen Tax CAPX	UT	9300004205	10/31/2012	(3,323.15)
53482300	AWWSC Gen Tax CAPX	UT	9300004205	10/31/2012	(158.28)
53482300	AWWSC Gen Tax CAPX	UT	9300004203	10/31/2012	(733.08)
53482300	AWWSC Gen Tax CAPX	UT	9300004203	10/31/2012	(157.63)
53482300	AWWSC Gen Tax CAPX	UZ	2000000385	10/31/2012	(884.63)
53482300	AWWSC Gen Tax CAPX	UZ	2000000396	10/31/2012	4.36
53482300	AWWSC Gen Tax CAPX	UZ	2000000396	10/31/2012	(88.63)
53482300	AWWSC Gen Tax CAPX	UZ	2000000385	10/31/2012	(1.00)
53482300	AWWSC Gen Tax CAPX	UZ	2000000395	10/31/2012	0.73
53482300	AWWSC Gen Tax CAPX	UZ	2000000396	10/31/2012	(0.08)
53482300	AWWSC Gen Tax CAPX	UZ	2000000387	10/31/2012	(1.00)
53482300	AWWSC Gen Tax CAPX	UZ	2000000393	10/31/2012	(0.08)
53482300	AWWSC Gen Tax CAPX	UZ	2000000396	10/31/2012	0.73
53482300	AWWSC Gen Tax CAPX	UZ	2000000385	10/31/2012	(7.65)
53482300	AWWSC Gen Tax CAPX	UZ	2000000385	10/31/2012	1.49
53482300	AWWSC Gen Tax CAPX	UZ	2000000393	10/31/2012	0.73
53482300	AWWSC Gen Tax CAPX	UZ	2000000396	10/31/2012	(0.08)
53482300	AWWSC Gen Tax CAPX	UZ	2000000384	10/31/2012	(5.17)
53482300	AWWSC Gen Tax CAPX	UZ	2000000394	10/31/2012	0.73
53482300	AWWSC Gen Tax CAPX	UZ	2000000394	10/31/2012	(0.08)
53482300	AWWSC Gen Tax CAPX	UZ	2000000385	10/31/2012	3.83
53482300	AWWSC Gen Tax CAPX	UZ	2000000385	10/31/2012	(3.55)
53482300	AWWSC Gen Tax CAPX	UZ	2000000394	10/31/2012	0.73
53482300	AWWSC Gen Tax CAPX	UZ	2000000396	10/31/2012	(0.08)
53482300	AWWSC Gen Tax CAPX	UZ	2000000387	10/31/2012	(1.75)
53482300	AWWSC Gen Tax CAPX	UZ	2000000385	10/31/2012	1.39
53482300	AWWSC Gen Tax CAPX	UZ	2000000385	10/31/2012	(1.77)
53482300	AWWSC Gen Tax CAPX	UZ	2000000396	10/31/2012	0.73
53482300	AWWSC Gen Tax CAPX	UZ	2000000396	10/31/2012	(0.08)
53482300	AWWSC Gen Tax CAPX	UZ	2000000385	10/31/2012	(18.75)
53482300	AWWSC Gen Tax CAPX	UZ	2000000393	10/31/2012	2.20
53482300	AWWSC Gen Tax CAPX	UZ	2000000394	10/31/2012	(0.24)
53482300	AWWSC Gen Tax CAPX	UZ	2000000387	10/31/2012	4.91
53482300	AWWSC Gen Tax CAPX	UZ	2000000385	10/31/2012	(49.36)
53482300	AWWSC Gen Tax CAPX	UZ	2000000394	10/31/2012	4.38
53482300	AWWSC Gen Tax CAPX	UZ	2000000394	10/31/2012	(0.47)
53482300	AWWSC Gen Tax CAPX	UZ	2000000385	10/31/2012	(86.11)
53482300	AWWSC Gen Tax CAPX	UZ	2000000396	10/31/2012	(0.78)
53482300	AWWSC Gen Tax CAPX	UZ	2000000396	10/31/2012	7.31
53482300	AWWSC Gen Tax CAPX	UZ	2000000385	10/31/2012	(18.13)
53482300	AWWSC Gen Tax CAPX	UZ	2000000387	10/31/2012	1.29
53482300	AWWSC Gen Tax CAPX	UZ	2000000393	10/31/2012	(0.24)
53482300	AWWSC Gen Tax CAPX	UZ	2000000396	10/31/2012	2.20
53482300	AWWSC Gen Tax CAPX	UZ	2000000385	10/31/2012	1.12
53482300	AWWSC Gen Tax CAPX	UZ	2000000385	10/31/2012	0.20
53482300	AWWSC Gen Tax CAPX	UZ	2000000385	10/31/2012	(49.12)
53482300	AWWSC Gen Tax CAPX	UZ	2000000385	10/31/2012	3.16
53482300	AWWSC Gen Tax CAPX	UZ	2000000394	10/31/2012	3.68
53482300	AWWSC Gen Tax CAPX	UZ	2000000395	10/31/2012	(1.24)
53482300	AWWSC Gen Tax CAPX	UZ	2000000387	10/31/2012	(0.75)
53482300	AWWSC Gen Tax CAPX	UZ	2000000387	10/31/2012	0.04
53482300	AWWSC Gen Tax CAPX	UZ	2000000385	10/31/2012	(20.85)
53482300	AWWSC Gen Tax CAPX	UZ	2000000394	10/31/2012	(0.20)
53482300	AWWSC Gen Tax CAPX	UZ	2000000396	10/31/2012	1.46
53482300	AWWSC Gen Tax CAPX	UZ	2000000387	10/31/2012	(6.70)
53482300	AWWSC Gen Tax CAPX	UZ	2000000396	10/31/2012	0.73
53482300	AWWSC Gen Tax CAPX	UZ	2000000396	10/31/2012	(0.08)
53482300	AWWSC Gen Tax CAPX	UZ	2000000385	10/31/2012	18.16
53482300	AWWSC Gen Tax CAPX	UZ	2000000385	10/31/2012	(4.71)
53482300	AWWSC Gen Tax CAPX	UZ	2000000394	10/31/2012	0.73

Kentucky American Water Company  
Case No. 2012-00520  
Response to PSC DR1, Item 31

Account	Description	Doc Type	Document Number	Posting Date	Amount
53482300	AWWSC Gen Tax CAPX	UZ	2000000394	10/31/2012	(0.08)
53482300	AWWSC Gen Tax CAPX	UZ	2000000385	10/31/2012	0.80
53482300	AWWSC Gen Tax CAPX	UZ	2000000387	10/31/2012	(0.69)
53482300	AWWSC Gen Tax CAPX	UZ	2000000387	10/31/2012	(1.09)
53482300	AWWSC Gen Tax CAPX	UZ	2000000396	10/31/2012	(0.05)
53482300	AWWSC Gen Tax CAPX	UZ	2000000384	10/31/2012	(23.56)
53482300	AWWSC Gen Tax CAPX	UZ	2000000394	10/31/2012	(0.24)
53482300	AWWSC Gen Tax CAPX	UZ	2000000396	10/31/2012	2.20
53482300	AWWSC Gen Tax CAPX	UZ	2000000385	10/31/2012	5.91
53482300	AWWSC Gen Tax CAPX	UZ	2000000385	10/31/2012	(0.94)
53482300	AWWSC Gen Tax CAPX	UZ	2000000396	10/31/2012	0.73
53482300	AWWSC Gen Tax CAPX	UZ	2000000396	10/31/2012	(0.08)
53482300	AWWSC Gen Tax CAPX	UZ	2000000385	10/31/2012	(1.42)
53482300	AWWSC Gen Tax CAPX	UZ	2000000394	10/31/2012	(0.08)
53482300	AWWSC Gen Tax CAPX	UZ	2000000394	10/31/2012	0.73
53482300	AWWSC Gen Tax CAPX	UZ	2000000384	10/31/2012	(1.42)
53482300	AWWSC Gen Tax CAPX	UZ	2000000394	10/31/2012	0.73
53482300	AWWSC Gen Tax CAPX	UZ	2000000394	10/31/2012	(0.08)
53482300	AWWSC Gen Tax CAPX	UZ	2000000385	10/31/2012	(18.52)
53482300	AWWSC Gen Tax CAPX	UZ	2000000396	10/31/2012	(0.15)
53482300	AWWSC Gen Tax CAPX	UZ	2000000396	10/31/2012	1.46
53482300	AWWSC Gen Tax CAPX	UZ	2000000385	10/31/2012	0.18
53482300	AWWSC Gen Tax CAPX	UZ	2000000385	10/31/2012	0.09
53482300	AWWSC Gen Tax CAPX	UZ	2000000385	10/31/2012	0.13
53482300	AWWSC Gen Tax CAPX	UZ	2000000387	10/31/2012	0.47
53482300	AWWSC Gen Tax CAPX	UZ	2000000385	10/31/2012	0.34
53482300	AWWSC Gen Tax CAPX	UZ	2000000385	10/31/2012	0.26
53482300	AWWSC Gen Tax CAPX	UZ	2000000387	10/31/2012	(0.06)
53482300	AWWSC Gen Tax CAPX	UZ	2000000385	10/31/2012	0.26
53482300	AWWSC Gen Tax CAPX	UZ	2000000385	10/31/2012	(0.06)
53482300	AWWSC Gen Tax CAPX	UZ	2000000385	10/31/2012	(2.19)
53482300	AWWSC Gen Tax CAPX	UZ	2000000385	10/31/2012	(1.57)
53482300	AWWSC Gen Tax CAPX	UZ	2000000394	10/31/2012	2.20
53482300	AWWSC Gen Tax CAPX	UZ	2000000394	10/31/2012	(0.24)
53482300	AWWSC Gen Tax CAPX	UZ	2000000385	10/31/2012	3.53
53482300	AWWSC Gen Tax CAPX	UZ	2000000385	10/31/2012	(9.34)
53482300	AWWSC Gen Tax CAPX	UZ	2000000394	10/31/2012	(0.08)
53482300	AWWSC Gen Tax CAPX	UZ	2000000394	10/31/2012	0.73
53482300	AWWSC Gen Tax CAPX	UZ	2000000385	10/31/2012	(24.21)
53482300	AWWSC Gen Tax CAPX	UZ	2000000394	10/31/2012	2.20
53482300	AWWSC Gen Tax CAPX	UZ	2000000396	10/31/2012	(0.24)
53482300	AWWSC Gen Tax CAPX	UZ	2000000387	10/31/2012	(10.44)
53482300	AWWSC Gen Tax CAPX	UZ	2000000394	10/31/2012	0.73
53482300	AWWSC Gen Tax CAPX	UZ	2000000396	10/31/2012	(0.08)
53482300	AWWSC Gen Tax CAPX	UZ	2000000384	10/31/2012	(36.45)
53482300	AWWSC Gen Tax CAPX	UZ	2000000394	10/31/2012	5.84
53482300	AWWSC Gen Tax CAPX	UZ	2000000396	10/31/2012	(0.63)
53482300	AWWSC Gen Tax CAPX	UZ	2000000387	10/31/2012	(19.06)
53482300	AWWSC Gen Tax CAPX	UZ	2000000393	10/31/2012	(0.15)
53482300	AWWSC Gen Tax CAPX	UZ	2000000394	10/31/2012	1.46
53482300	AWWSC Gen Tax CAPX	UZ	2000000385	10/31/2012	(1.84)
53482300	AWWSC Gen Tax CAPX	UZ	2000000393	10/31/2012	1.46
53482300	AWWSC Gen Tax CAPX	UZ	2000000393	10/31/2012	(0.15)
53482300	AWWSC Gen Tax CAPX	UZ	2000000387	10/31/2012	(1.84)
53482300	AWWSC Gen Tax CAPX	UZ	2000000394	10/31/2012	1.46
53482300	AWWSC Gen Tax CAPX	UZ	2000000396	10/31/2012	(0.15)
53482300	AWWSC Gen Tax CAPX	UZ	2000000385	10/31/2012	(17.31)
53482300	AWWSC Gen Tax CAPX	UZ	2000000394	10/31/2012	(0.15)
53482300	AWWSC Gen Tax CAPX	UZ	2000000396	10/31/2012	1.46
53482300	AWWSC Gen Tax CAPX	UZ	2000000385	10/31/2012	(19.53)
53482300	AWWSC Gen Tax CAPX	UZ	2000000393	10/31/2012	2.20
53482300	AWWSC Gen Tax CAPX	UZ	2000000396	10/31/2012	(0.24)
53482300	AWWSC Gen Tax CAPX	UZ	2000000385	10/31/2012	(61.08)
53482300	AWWSC Gen Tax CAPX	UZ	2000000394	10/31/2012	6.61
53482300	AWWSC Gen Tax CAPX	UZ	2000000396	10/31/2012	(0.89)
53482300	AWWSC Gen Tax CAPX	UZ	2000000387	10/31/2012	(42.48)
53482300	AWWSC Gen Tax CAPX	UZ	2000000394	10/31/2012	5.11
53482300	AWWSC Gen Tax CAPX	UZ	2000000394	10/31/2012	(0.55)
53482300	AWWSC Gen Tax CAPX	UZ	2000000385	10/31/2012	(29.68)
53482300	AWWSC Gen Tax CAPX	UZ	2000000394	10/31/2012	(0.31)
53482300	AWWSC Gen Tax CAPX	UZ	2000000396	10/31/2012	2.92
53482300	AWWSC Gen Tax CAPX	UZ	2000000385	10/31/2012	(29.68)
53482300	AWWSC Gen Tax CAPX	UZ	2000000396	10/31/2012	2.92
53482300	AWWSC Gen Tax CAPX	UZ	2000000396	10/31/2012	(0.31)
53482300	AWWSC Gen Tax CAPX	UZ	2000000385	10/31/2012	(20.47)

Kentucky American Water Company  
Case No. 2012-00520  
Response to PSC DR1, Item 31

Account	Description	Doc Type	Document Number	Posting Date	Amount
53482300	AWWSC Gen Tax CAPX	UZ	2000000394	10/31/2012	2.20
53482300	AWWSC Gen Tax CAPX	UZ	2000000396	10/31/2012	(0.24)
53482300	AWWSC Gen Tax CAPX	UZ	2000000384	10/31/2012	(20.47)
53482300	AWWSC Gen Tax CAPX	UZ	2000000394	10/31/2012	2.20
53482300	AWWSC Gen Tax CAPX	UZ	2000000397	10/31/2012	(0.24)
53482300	AWWSC Gen Tax CAPX	UZ	2000000385	10/31/2012	0.26
53482300	AWWSC Gen Tax CAPX	UZ	2000000387	10/31/2012	(18.89)
53482300	AWWSC Gen Tax CAPX	UZ	2000000393	10/31/2012	(0.39)
53482300	AWWSC Gen Tax CAPX	UZ	2000000394	10/31/2012	3.65
53482300	AWWSC Gen Tax CAPX	UZ	2000000385	10/31/2012	(19.19)
53482300	AWWSC Gen Tax CAPX	UZ	2000000387	10/31/2012	0.26
53482300	AWWSC Gen Tax CAPX	UZ	2000000394	10/31/2012	3.65
53482300	AWWSC Gen Tax CAPX	UZ	2000000396	10/31/2012	(0.39)
53482300	AWWSC Gen Tax CAPX	UZ	2000000385	10/31/2012	(542.75)
53482300	AWWSC Gen Tax CAPX	UZ	2000000396	10/31/2012	(5.40)
53482300	AWWSC Gen Tax CAPX	UZ	2000000396	10/31/2012	50.40
53482300	AWWSC Gen Tax CAPX	UZ	2000000387	10/31/2012	(162.51)
53482300	AWWSC Gen Tax CAPX	UZ	2000000396	10/31/2012	(2.50)
53482300	AWWSC Gen Tax CAPX	UZ	2000000398	10/31/2012	23.37
53482300	AWWSC Gen Tax CAPX	UZ	2000000385	10/31/2012	(32.25)
53482300	AWWSC Gen Tax CAPX	UZ	2000000396	10/31/2012	5.11
53482300	AWWSC Gen Tax CAPX	UZ	2000000396	10/31/2012	(0.55)
53482300	AWWSC Gen Tax CAPX	UZ	2000000385	10/31/2012	6.51
53482300	AWWSC Gen Tax CAPX	UZ	2000000387	10/31/2012	(4.81)
53482300	AWWSC Gen Tax CAPX	UZ	2000000394	10/31/2012	2.20
53482300	AWWSC Gen Tax CAPX	UZ	2000000394	10/31/2012	(0.24)
53482300	AWWSC Gen Tax CAPX	UZ	2000000385	10/31/2012	(18.77)
53482300	AWWSC Gen Tax CAPX	UZ	2000000396	10/31/2012	4.38
53482300	AWWSC Gen Tax CAPX	UZ	2000000398	10/31/2012	(0.47)
53482300	AWWSC Gen Tax CAPX	UZ	2000000385	10/31/2012	(3.27)
53482300	AWWSC Gen Tax CAPX	UZ	2000000394	10/31/2012	1.46
53482300	AWWSC Gen Tax CAPX	UZ	2000000396	10/31/2012	(0.15)
53482300	AWWSC Gen Tax CAPX	UZ	2000000385	10/31/2012	(8.78)
53482300	AWWSC Gen Tax CAPX	UZ	2000000396	10/31/2012	(0.15)
53482300	AWWSC Gen Tax CAPX	UZ	2000000396	10/31/2012	1.46
53482300	AWWSC Gen Tax CAPX	UZ	2000000385	10/31/2012	(20.47)
53482300	AWWSC Gen Tax CAPX	UZ	2000000394	10/31/2012	2.20
53482300	AWWSC Gen Tax CAPX	UZ	2000000394	10/31/2012	(0.24)
53482300	AWWSC Gen Tax CAPX	UZ	2000000387	10/31/2012	(20.52)
53482300	AWWSC Gen Tax CAPX	UZ	2000000396	10/31/2012	2.20
53482300	AWWSC Gen Tax CAPX	UZ	2000000396	10/31/2012	(0.24)
53482300	AWWSC Gen Tax CAPX	UZ	2000000385	10/31/2012	(20.47)
53482300	AWWSC Gen Tax CAPX	UZ	2000000396	10/31/2012	2.20
53482300	AWWSC Gen Tax CAPX	UZ	2000000396	10/31/2012	(0.24)
53482300	AWWSC Gen Tax CAPX	UZ	2000000385	10/31/2012	(77.69)
53482300	AWWSC Gen Tax CAPX	UZ	2000000394	10/31/2012	8.77
53482300	AWWSC Gen Tax CAPX	UZ	2000000394	10/31/2012	(0.94)
53482300	AWWSC Gen Tax CAPX	UZ	2000000385	10/31/2012	(89.21)
53482300	AWWSC Gen Tax CAPX	UZ	2000000394	10/31/2012	(0.47)
53482300	AWWSC Gen Tax CAPX	UZ	2000000396	10/31/2012	4.38
53482300	AWWSC Gen Tax CAPX	UZ	2000000385	10/31/2012	(83.72)
53482300	AWWSC Gen Tax CAPX	UZ	2000000394	10/31/2012	(2.04)
53482300	AWWSC Gen Tax CAPX	UZ	2000000396	10/31/2012	18.99
53482300	AWWSC Gen Tax CAPX	UZ	2000000385	10/31/2012	(29.28)
53482300	AWWSC Gen Tax CAPX	UZ	2000000394	10/31/2012	3.65
53482300	AWWSC Gen Tax CAPX	UZ	2000000396	10/31/2012	(0.39)
53482300	AWWSC Gen Tax CAPX	UZ	2000000385	10/31/2012	(27.32)
53482300	AWWSC Gen Tax CAPX	UZ	2000000396	10/31/2012	(0.31)
53482300	AWWSC Gen Tax CAPX	UZ	2000000396	10/31/2012	2.92
53482300	AWWSC Gen Tax CAPX	UZ	2000000385	10/31/2012	(2.30)
53482300	AWWSC Gen Tax CAPX	UZ	2000000394	10/31/2012	0.73
53482300	AWWSC Gen Tax CAPX	UZ	2000000398	10/31/2012	(0.08)
53482300	AWWSC Gen Tax CAPX	UZ	2000000387	10/31/2012	(19.59)
53482300	AWWSC Gen Tax CAPX	UZ	2000000393	10/31/2012	(0.24)
53482300	AWWSC Gen Tax CAPX	UZ	2000000396	10/31/2012	2.20
53482300	AWWSC Gen Tax CAPX	UZ	2000000387	10/31/2012	(16.77)
53482300	AWWSC Gen Tax CAPX	UZ	2000000394	10/31/2012	(0.15)
53482300	AWWSC Gen Tax CAPX	UZ	2000000396	10/31/2012	1.46
53482300	AWWSC Gen Tax CAPX	UZ	2000000385	10/31/2012	(36.53)
53482300	AWWSC Gen Tax CAPX	UZ	2000000394	10/31/2012	(0.39)
53482300	AWWSC Gen Tax CAPX	UZ	2000000398	10/31/2012	3.65
53482300	AWWSC Gen Tax CAPX	UZ	2000000385	10/31/2012	(20.14)
53482300	AWWSC Gen Tax CAPX	UZ	2000000394	10/31/2012	4.38
53482300	AWWSC Gen Tax CAPX	UZ	2000000396	10/31/2012	(0.47)
53482300	AWWSC Gen Tax CAPX	UZ	2000000385	10/31/2012	(15.10)
53482300	AWWSC Gen Tax CAPX	UZ	2000000394	10/31/2012	(0.15)
53482300	AWWSC Gen Tax CAPX	UZ	2000000394	10/31/2012	1.46

Kentucky American Water Company  
Case No. 2012-00520  
Response to PSC DR1, Item 31

Account	Description	Doc Type	Document Number	Posting Date	Amount
53482300	AWWSC Gen Tax CAPX	UZ	200000387	10/31/2012	(17.47)
53482300	AWWSC Gen Tax CAPX	UZ	200000394	10/31/2012	(0.24)
53482300	AWWSC Gen Tax CAPX	UZ	200000394	10/31/2012	2.20
53482300	AWWSC Gen Tax CAPX	UZ	200000387	10/31/2012	(13.76)
53482300	AWWSC Gen Tax CAPX	UZ	200000394	10/31/2012	(0.15)
53482300	AWWSC Gen Tax CAPX	UZ	200000394	10/31/2012	1.46
53482300	AWWSC Gen Tax CAPX	UZ	200000385	10/31/2012	(20.49)
53482300	AWWSC Gen Tax CAPX	UZ	200000394	10/31/2012	1.46
53482300	AWWSC Gen Tax CAPX	UZ	200000396	10/31/2012	(0.15)
53482300	AWWSC Gen Tax CAPX	UZ	200000385	10/31/2012	(0.76)
53482300	AWWSC Gen Tax CAPX	UZ	200000385	10/31/2012	1.14
53482300	AWWSC Gen Tax CAPX	UZ	200000385	10/31/2012	(0.83)
53482300	AWWSC Gen Tax CAPX	UZ	200000385	10/31/2012	(0.42)
53482300	AWWSC Gen Tax CAPX	UZ	200000396	10/31/2012	0.73
53482300	AWWSC Gen Tax CAPX	UZ	200000396	10/31/2012	(0.08)
53482300	AWWSC Gen Tax CAPX	UZ	200000387	10/31/2012	(0.42)
53482300	AWWSC Gen Tax CAPX	UZ	200000396	10/31/2012	(0.08)
53482300	AWWSC Gen Tax CAPX	UZ	200000396	10/31/2012	0.73
53482300	AWWSC Gen Tax CAPX	UZ	200000385	10/31/2012	(0.42)
53482300	AWWSC Gen Tax CAPX	UZ	200000394	10/31/2012	0.73
53482300	AWWSC Gen Tax CAPX	UZ	200000396	10/31/2012	(0.08)
53482300	AWWSC Gen Tax CAPX	UZ	200000385	10/31/2012	(6.85)
53482300	AWWSC Gen Tax CAPX	UZ	200000396	10/31/2012	1.46
53482300	AWWSC Gen Tax CAPX	UZ	200000396	10/31/2012	(0.15)
53482300	AWWSC Gen Tax CAPX	UZ	200000385	10/31/2012	(6.85)
53482300	AWWSC Gen Tax CAPX	UZ	200000394	10/31/2012	1.46
53482300	AWWSC Gen Tax CAPX	UZ	200000394	10/31/2012	(0.15)
53482300	AWWSC Gen Tax CAPX	UZ	200000387	10/31/2012	(20.24)
53482300	AWWSC Gen Tax CAPX	UZ	200000393	10/31/2012	(0.47)
53482300	AWWSC Gen Tax CAPX	UZ	200000396	10/31/2012	4.38
53482300	AWWSC Gen Tax CAPX	UZ	200000385	10/31/2012	(29.78)
53482300	AWWSC Gen Tax CAPX	UZ	200000393	10/31/2012	(0.39)
53482300	AWWSC Gen Tax CAPX	UZ	200000394	10/31/2012	3.65
53482300	AWWSC Gen Tax CAPX	UZ	200000385	10/31/2012	8.90
53482300	AWWSC Gen Tax CAPX	UZ	200000387	10/31/2012	(11.83)
53482300	AWWSC Gen Tax CAPX	UZ	200000394	10/31/2012	(0.47)
53482300	AWWSC Gen Tax CAPX	UZ	200000396	10/31/2012	4.38
53482300	AWWSC Gen Tax CAPX	UZ	200000385	10/31/2012	8.90
53482300	AWWSC Gen Tax CAPX	UZ	200000385	10/31/2012	(12.31)
53482300	AWWSC Gen Tax CAPX	UZ	200000394	10/31/2012	5.11
53482300	AWWSC Gen Tax CAPX	UZ	200000394	10/31/2012	(0.55)
53482300	AWWSC Gen Tax CAPX	UZ	200000385	10/31/2012	(86.54)
53482300	AWWSC Gen Tax CAPX	UZ	200000385	10/31/2012	57.74
53482300	AWWSC Gen Tax CAPX	UZ	200000393	10/31/2012	(0.94)
53482300	AWWSC Gen Tax CAPX	UZ	200000396	10/31/2012	8.77
53482300	AWWSC Gen Tax CAPX	UZ	200000385	10/31/2012	9.65
53482300	AWWSC Gen Tax CAPX	UZ	200000385	10/31/2012	(13.15)
53482300	AWWSC Gen Tax CAPX	UZ	200000393	10/31/2012	(0.31)
53482300	AWWSC Gen Tax CAPX	UZ	200000396	10/31/2012	2.92
53482300	AWWSC Gen Tax CAPX	UZ	200000385	10/31/2012	10.81
53482300	AWWSC Gen Tax CAPX	UZ	200000385	10/31/2012	(14.31)
53482300	AWWSC Gen Tax CAPX	UZ	200000394	10/31/2012	2.92
53482300	AWWSC Gen Tax CAPX	UZ	200000394	10/31/2012	(0.31)
53482300	AWWSC Gen Tax CAPX	UZ	200000385	10/31/2012	46.51
53482300	AWWSC Gen Tax CAPX	UZ	200000387	10/31/2012	(70.80)
53482300	AWWSC Gen Tax CAPX	UZ	200000394	10/31/2012	(0.70)
53482300	AWWSC Gen Tax CAPX	UZ	200000396	10/31/2012	6.58
53482300	AWWSC Gen Tax CAPX	UZ	200000385	10/31/2012	50.65
53482300	AWWSC Gen Tax CAPX	UZ	200000385	10/31/2012	(77.52)
53482300	AWWSC Gen Tax CAPX	UZ	200000393	10/31/2012	(0.78)
53482300	AWWSC Gen Tax CAPX	UZ	200000393	10/31/2012	7.31
53482400	AWWSC Interest CAPX	CF	9300004088	10/31/2012	(1.68)
53482400	AWWSC Interest CAPX	CF	9300004089	10/31/2012	9.86
53482400	AWWSC Interest CAPX	CF	9300004093	10/31/2012	0.01
53482400	AWWSC Interest CAPX	CF	9300004095	10/31/2012	475.34
53482400	AWWSC Interest CAPX	CF	9300004100	10/31/2012	94.01
53482400	AWWSC Interest CAPX	CF	9300004100	10/31/2012	190.66
53482400	AWWSC Interest CAPX	CF	9300004102	10/31/2012	1.15
53482400	AWWSC Interest CAPX	CF	9300004102	10/31/2012	1.16
53482400	AWWSC Interest CAPX	CF	9300004102	10/31/2012	2.34
53482400	AWWSC Interest CAPX	CF	9300004102	10/31/2012	2.36
53482400	AWWSC Interest CAPX	CF	9300004104	10/31/2012	5.60
53482400	AWWSC Interest CAPX	CF	9300004104	10/31/2012	11.36
53482400	AWWSC Interest CAPX	CF	9300004106	10/31/2012	0.02
53482400	AWWSC Interest CAPX	CF	9300004106	10/31/2012	5.15
53482400	AWWSC Interest CAPX	CF	9300004107	10/31/2012	0.13
53482400	AWWSC Interest CAPX	CF	9300004108	10/31/2012	0.13

Kentucky American Water Company  
Case No. 2012-00520  
Response to PSC DR1, Item 31

Account	Description	Doc Type	Document Number	Posting Date	Amount
53482400	AWWSC Interest CAPX	CF	9300004110	10/31/2012	0.29
53482400	AWWSC Interest CAPX	CF	9300004160	10/31/2012	697.44
53482400	AWWSC Interest CAPX	CF	9300004171	10/31/2012	9.06
53482400	AWWSC Interest CAPX	CF	9300004187	10/31/2012	44.41
53482400	AWWSC Interest CAPX	UT	9300004205	10/31/2012	(477.11)
53482400	AWWSC Interest CAPX	UT	9300004203	10/31/2012	(152.41)
53482400	AWWSC Interest CAPX	UZ	2000000394	10/31/2012	(206.72)
53482400	AWWSC Interest CAPX	UZ	2000000394	10/31/2012	(1.80)
53482400	AWWSC Interest CAPX	UZ	2000000393	10/31/2012	(1.80)
53482400	AWWSC Interest CAPX	UZ	2000000396	10/31/2012	(1.80)
53482400	AWWSC Interest CAPX	UZ	2000000393	10/31/2012	(1.80)
53482400	AWWSC Interest CAPX	UZ	2000000396	10/31/2012	(1.80)
53482400	AWWSC Interest CAPX	UZ	2000000396	10/31/2012	(1.80)
53482400	AWWSC Interest CAPX	UZ	2000000398	10/31/2012	(5.42)
53482400	AWWSC Interest CAPX	UZ	2000000394	10/31/2012	(10.84)
53482400	AWWSC Interest CAPX	UZ	2000000396	10/31/2012	(18.07)
53482400	AWWSC Interest CAPX	UZ	2000000394	10/31/2012	(5.42)
53482400	AWWSC Interest CAPX	UZ	2000000393	10/31/2012	(14.34)
53482400	AWWSC Interest CAPX	UZ	2000000396	10/31/2012	(3.79)
53482400	AWWSC Interest CAPX	UZ	2000000393	10/31/2012	(1.80)
53482400	AWWSC Interest CAPX	UZ	2000000393	10/31/2012	(1.80)
53482400	AWWSC Interest CAPX	UZ	2000000394	10/31/2012	(0.17)
53482400	AWWSC Interest CAPX	UZ	2000000395	10/31/2012	(5.42)
53482400	AWWSC Interest CAPX	UZ	2000000396	10/31/2012	(1.80)
53482400	AWWSC Interest CAPX	UZ	2000000394	10/31/2012	(1.80)
53482400	AWWSC Interest CAPX	UZ	2000000396	10/31/2012	(1.80)
53482400	AWWSC Interest CAPX	UZ	2000000393	10/31/2012	(3.62)
53482400	AWWSC Interest CAPX	UZ	2000000394	10/31/2012	(5.42)
53482400	AWWSC Interest CAPX	UZ	2000000394	10/31/2012	(1.80)
53482400	AWWSC Interest CAPX	UZ	2000000394	10/31/2012	(5.42)
53482400	AWWSC Interest CAPX	UZ	2000000396	10/31/2012	(1.80)
53482400	AWWSC Interest CAPX	UZ	2000000398	10/31/2012	(14.45)
53482400	AWWSC Interest CAPX	UZ	2000000396	10/31/2012	(3.62)
53482400	AWWSC Interest CAPX	UZ	2000000394	10/31/2012	(3.62)
53482400	AWWSC Interest CAPX	UZ	2000000394	10/31/2012	(3.62)
53482400	AWWSC Interest CAPX	UZ	2000000396	10/31/2012	(5.42)
53482400	AWWSC Interest CAPX	UZ	2000000394	10/31/2012	(16.68)
53482400	AWWSC Interest CAPX	UZ	2000000394	10/31/2012	(12.65)
53482400	AWWSC Interest CAPX	UZ	2000000396	10/31/2012	(7.23)
53482400	AWWSC Interest CAPX	UZ	2000000394	10/31/2012	(7.23)
53482400	AWWSC Interest CAPX	UZ	2000000396	10/31/2012	(5.42)
53482400	AWWSC Interest CAPX	UZ	2000000396	10/31/2012	(5.42)
53482400	AWWSC Interest CAPX	UZ	2000000394	10/31/2012	(9.04)
53482400	AWWSC Interest CAPX	UZ	2000000396	10/31/2012	(9.04)
53482400	AWWSC Interest CAPX	UZ	2000000396	10/31/2012	(124.67)
53482400	AWWSC Interest CAPX	UZ	2000000394	10/31/2012	(57.82)
53482400	AWWSC Interest CAPX	UZ	2000000394	10/31/2012	(12.65)
53482400	AWWSC Interest CAPX	UZ	2000000396	10/31/2012	(5.42)
53482400	AWWSC Interest CAPX	UZ	2000000394	10/31/2012	(10.84)
53482400	AWWSC Interest CAPX	UZ	2000000396	10/31/2012	(3.62)
53482400	AWWSC Interest CAPX	UZ	2000000396	10/31/2012	(3.62)
53482400	AWWSC Interest CAPX	UZ	2000000394	10/31/2012	(5.42)
53482400	AWWSC Interest CAPX	UZ	2000000396	10/31/2012	(5.42)
53482400	AWWSC Interest CAPX	UZ	2000000393	10/31/2012	(5.42)
53482400	AWWSC Interest CAPX	UZ	2000000396	10/31/2012	(21.69)
53482400	AWWSC Interest CAPX	UZ	2000000394	10/31/2012	(10.84)
53482400	AWWSC Interest CAPX	UZ	2000000396	10/31/2012	(46.98)
53482400	AWWSC Interest CAPX	UZ	2000000396	10/31/2012	(9.04)
53482400	AWWSC Interest CAPX	UZ	2000000396	10/31/2012	(7.23)
53482400	AWWSC Interest CAPX	UZ	2000000396	10/31/2012	(1.80)
53482400	AWWSC Interest CAPX	UZ	2000000396	10/31/2012	(5.42)
53482400	AWWSC Interest CAPX	UZ	2000000394	10/31/2012	(3.62)
53482400	AWWSC Interest CAPX	UZ	2000000394	10/31/2012	(9.04)
53482400	AWWSC Interest CAPX	UZ	2000000396	10/31/2012	(10.84)
53482400	AWWSC Interest CAPX	UZ	2000000394	10/31/2012	(3.62)
53482400	AWWSC Interest CAPX	UZ	2000000396	10/31/2012	(5.42)
53482400	AWWSC Interest CAPX	UZ	2000000396	10/31/2012	(3.62)
53482400	AWWSC Interest CAPX	UZ	2000000396	10/31/2012	(3.62)
53482400	AWWSC Interest CAPX	UZ	2000000396	10/31/2012	(1.80)
53482400	AWWSC Interest CAPX	UZ	2000000396	10/31/2012	(1.80)
53482400	AWWSC Interest CAPX	UZ	2000000394	10/31/2012	(1.80)
53482400	AWWSC Interest CAPX	UZ	2000000394	10/31/2012	(3.62)
53482400	AWWSC Interest CAPX	UZ	2000000396	10/31/2012	(3.62)
53482400	AWWSC Interest CAPX	UZ	2000000396	10/31/2012	(10.84)
53482400	AWWSC Interest CAPX	UZ	2000000396	10/31/2012	(9.04)
53482400	AWWSC Interest CAPX	UZ	2000000396	10/31/2012	(10.84)



Kentucky American Water Company  
Case No. 2012-00520  
Response to PSC DR1, Item 31

Account	Description	Doc Type	Document Number	Posting Date	Amount
53482400	AWWSC Interest CAPX	UZ	2000000394	10/31/2012	(12.65)
53482400	AWWSC Interest CAPX	UZ	2000000396	10/31/2012	(21.69)
53482400	AWWSC Interest CAPX	UZ	2000000394	10/31/2012	(7.23)
53482400	AWWSC Interest CAPX	UZ	2000000394	10/31/2012	(7.23)
53482400	AWWSC Interest CAPX	UZ	2000000394	10/31/2012	(16.26)
53482400	AWWSC Interest CAPX	UZ	2000000396	10/31/2012	(18.07)
53482500	AWWSC Oth Inc CAPX	CF	9300004086	10/31/2012	0.78
53482500	AWWSC Oth Inc CAPX	CF	9300004086	10/31/2012	1.18
53482500	AWWSC Oth Inc CAPX	CF	9300004086	10/31/2012	7.22
53482500	AWWSC Oth Inc CAPX	CF	9300004087	10/31/2012	2.55
53482500	AWWSC Oth Inc CAPX	CF	9300004087	10/31/2012	0.03
53482500	AWWSC Oth Inc CAPX	CF	9300004089	10/31/2012	0.98
53482500	AWWSC Oth Inc CAPX	CF	9300004089	10/31/2012	0.52
53482500	AWWSC Oth Inc CAPX	CF	9300004090	10/31/2012	1.73
53482500	AWWSC Oth Inc CAPX	CF	9300004090	10/31/2012	0.62
53482500	AWWSC Oth Inc CAPX	CF	9300004091	10/31/2012	0.59
53482500	AWWSC Oth Inc CAPX	CF	9300004092	10/31/2012	0.07
53482500	AWWSC Oth Inc CAPX	CF	9300004092	10/31/2012	0.30
53482500	AWWSC Oth Inc CAPX	CF	9300004093	10/31/2012	0.92
53482500	AWWSC Oth Inc CAPX	CF	9300004093	10/31/2012	0.06
53482500	AWWSC Oth Inc CAPX	CF	9300004097	10/31/2012	67.23
53482500	AWWSC Oth Inc CAPX	CF	9300004097	10/31/2012	24.96
53482500	AWWSC Oth Inc CAPX	CF	9300004099	10/31/2012	11.82
53482500	AWWSC Oth Inc CAPX	CF	9300004104	10/31/2012	51.92
53482500	AWWSC Oth Inc CAPX	CF	9300004104	10/31/2012	105.30
53482500	AWWSC Oth Inc CAPX	CF	9300004109	10/31/2012	0.25
53482500	AWWSC Oth Inc CAPX	CF	9300004123	10/31/2012	83.61
53482500	AWWSC Oth Inc CAPX	CF	9300004172	10/31/2012	12.55
53482500	AWWSC Oth Inc CAPX	CF	9300004179	10/31/2012	312.79
53482500	AWWSC Oth Inc CAPX	CF	9300004186	10/31/2012	0.02
53482500	AWWSC Oth Inc CAPX	CF	9300004187	10/31/2012	75.14
53482500	AWWSC Oth Inc CAPX	CF	9300004187	10/31/2012	12.44
53482500	AWWSC Oth Inc CAPX	UT	9300004205	10/31/2012	(108.11)
53482500	AWWSC Oth Inc CAPX	UT	9300004203	10/31/2012	(152.91)
53482500	AWWSC Oth Inc CAPX	UZ	2000000393	10/31/2012	(105.30)
53482500	AWWSC Oth Inc CAPX	UZ	2000000394	10/31/2012	(1.04)
53482500	AWWSC Oth Inc CAPX	UZ	2000000396	10/31/2012	(1.04)
53482500	AWWSC Oth Inc CAPX	UZ	2000000396	10/31/2012	(1.04)
53482500	AWWSC Oth Inc CAPX	UZ	2000000394	10/31/2012	(1.04)
53482500	AWWSC Oth Inc CAPX	UZ	2000000394	10/31/2012	(1.04)
53482500	AWWSC Oth Inc CAPX	UZ	2000000394	10/31/2012	(1.04)
53482500	AWWSC Oth Inc CAPX	UZ	2000000396	10/31/2012	(3.14)
53482500	AWWSC Oth Inc CAPX	UZ	2000000398	10/31/2012	(6.27)
53482500	AWWSC Oth Inc CAPX	UZ	2000000394	10/31/2012	(10.46)
53482500	AWWSC Oth Inc CAPX	UZ	2000000394	10/31/2012	(3.14)
53482500	AWWSC Oth Inc CAPX	UZ	2000000394	10/31/2012	(5.23)
53482500	AWWSC Oth Inc CAPX	UZ	2000000398	10/31/2012	(2.12)
53482500	AWWSC Oth Inc CAPX	UZ	2000000396	10/31/2012	(1.04)
53482500	AWWSC Oth Inc CAPX	UZ	2000000394	10/31/2012	(1.04)
53482500	AWWSC Oth Inc CAPX	UZ	2000000396	10/31/2012	(0.03)
53482500	AWWSC Oth Inc CAPX	UZ	2000000394	10/31/2012	(3.14)
53482500	AWWSC Oth Inc CAPX	UZ	2000000394	10/31/2012	(1.04)
53482500	AWWSC Oth Inc CAPX	UZ	2000000393	10/31/2012	(1.04)
53482500	AWWSC Oth Inc CAPX	UZ	2000000393	10/31/2012	(1.04)
53482500	AWWSC Oth Inc CAPX	UZ	2000000396	10/31/2012	(2.09)
53482500	AWWSC Oth Inc CAPX	UZ	2000000394	10/31/2012	(3.14)
53482500	AWWSC Oth Inc CAPX	UZ	2000000396	10/31/2012	(1.04)
53482500	AWWSC Oth Inc CAPX	UZ	2000000394	10/31/2012	(3.14)
53482500	AWWSC Oth Inc CAPX	UZ	2000000394	10/31/2012	(1.04)
53482500	AWWSC Oth Inc CAPX	UZ	2000000396	10/31/2012	(8.37)
53482500	AWWSC Oth Inc CAPX	UZ	2000000393	10/31/2012	(2.09)
53482500	AWWSC Oth Inc CAPX	UZ	2000000393	10/31/2012	(2.09)
53482500	AWWSC Oth Inc CAPX	UZ	2000000396	10/31/2012	(2.09)
53482500	AWWSC Oth Inc CAPX	UZ	2000000396	10/31/2012	(2.09)
53482500	AWWSC Oth Inc CAPX	UZ	2000000396	10/31/2012	(3.14)
53482500	AWWSC Oth Inc CAPX	UZ	2000000394	10/31/2012	(9.67)
53482500	AWWSC Oth Inc CAPX	UZ	2000000394	10/31/2012	(7.33)
53482500	AWWSC Oth Inc CAPX	UZ	2000000394	10/31/2012	(4.19)
53482500	AWWSC Oth Inc CAPX	UZ	2000000396	10/31/2012	(4.19)
53482500	AWWSC Oth Inc CAPX	UZ	2000000396	10/31/2012	(3.14)
53482500	AWWSC Oth Inc CAPX	UZ	2000000393	10/31/2012	(3.14)
53482500	AWWSC Oth Inc CAPX	UZ	2000000396	10/31/2012	(5.23)
53482500	AWWSC Oth Inc CAPX	UZ	2000000393	10/31/2012	(5.23)
53482500	AWWSC Oth Inc CAPX	UZ	2000000393	10/31/2012	(72.18)
53482500	AWWSC Oth Inc CAPX	UZ	2000000396	10/31/2012	(33.48)
53482500	AWWSC Oth Inc CAPX	UZ	2000000396	10/31/2012	(7.33)
53482500	AWWSC Oth Inc CAPX	UZ	2000000398	10/31/2012	(3.14)

Kentucky American Water Company  
Case No. 2012-00520  
Response to PSC DR1, Item 31

Account	Description	Doc Type	Document Number	Posting Date	Amount
53482500	AWWSC Oth Inc CAPX	UZ	2000000396	10/31/2012	(6.27)
53482500	AWWSC Oth Inc CAPX	UZ	2000000396	10/31/2012	(2.09)
53482500	AWWSC Oth Inc CAPX	UZ	2000000394	10/31/2012	(2.09)
53482500	AWWSC Oth Inc CAPX	UZ	2000000394	10/31/2012	(3.14)
53482500	AWWSC Oth Inc CAPX	UZ	2000000393	10/31/2012	(3.14)
53482500	AWWSC Oth Inc CAPX	UZ	2000000394	10/31/2012	(3.14)
53482500	AWWSC Oth Inc CAPX	UZ	2000000394	10/31/2012	(12.56)
53482500	AWWSC Oth Inc CAPX	UZ	2000000394	10/31/2012	(6.27)
53482500	AWWSC Oth Inc CAPX	UZ	2000000394	10/31/2012	(27.20)
53482500	AWWSC Oth Inc CAPX	UZ	2000000394	10/31/2012	(5.23)
53482500	AWWSC Oth Inc CAPX	UZ	2000000396	10/31/2012	(4.19)
53482500	AWWSC Oth Inc CAPX	UZ	2000000394	10/31/2012	(1.04)
53482500	AWWSC Oth Inc CAPX	UZ	2000000394	10/31/2012	(3.14)
53482500	AWWSC Oth Inc CAPX	UZ	2000000394	10/31/2012	(2.09)
53482500	AWWSC Oth Inc CAPX	UZ	2000000394	10/31/2012	(5.23)
53482500	AWWSC Oth Inc CAPX	UZ	2000000396	10/31/2012	(6.27)
53482500	AWWSC Oth Inc CAPX	UZ	2000000393	10/31/2012	(2.09)
53482500	AWWSC Oth Inc CAPX	UZ	2000000394	10/31/2012	(3.14)
53482500	AWWSC Oth Inc CAPX	UZ	2000000394	10/31/2012	(2.09)
53482500	AWWSC Oth Inc CAPX	UZ	2000000396	10/31/2012	(2.09)
53482500	AWWSC Oth Inc CAPX	UZ	2000000396	10/31/2012	(1.04)
53482500	AWWSC Oth Inc CAPX	UZ	2000000393	10/31/2012	(1.04)
53482500	AWWSC Oth Inc CAPX	UZ	2000000396	10/31/2012	(1.04)
53482500	AWWSC Oth Inc CAPX	UZ	2000000396	10/31/2012	(2.09)
53482500	AWWSC Oth Inc CAPX	UZ	2000000396	10/31/2012	(2.09)
53482500	AWWSC Oth Inc CAPX	UZ	2000000396	10/31/2012	(6.27)
53482500	AWWSC Oth Inc CAPX	UZ	2000000396	10/31/2012	(5.23)
53482500	AWWSC Oth Inc CAPX	UZ	2000000396	10/31/2012	(6.27)
53482500	AWWSC Oth Inc CAPX	UZ	2000000394	10/31/2012	(7.33)
53482500	AWWSC Oth Inc CAPX	UZ	2000000396	10/31/2012	(12.56)
53482500	AWWSC Oth Inc CAPX	UZ	2000000396	10/31/2012	(4.19)
53482500	AWWSC Oth Inc CAPX	UZ	2000000396	10/31/2012	(4.19)
53482500	AWWSC Oth Inc CAPX	UZ	2000000394	10/31/2012	(9.42)
53482500	AWWSC Oth Inc CAPX	UZ	2000000396	10/31/2012	(10.46)
53482600	AWWSC Inc Tax CAPX	CF	9300004088	10/31/2012	(43.10)
53482600	AWWSC Inc Tax CAPX	UT	9300004203	10/31/2012	43.10
54140000	Rents-Equip	CS	9300003174	10/31/2012	1,624.84
54140000	Rents-Equip	CS	9300003239	10/31/2012	(210.28)
54140000	Rents-Equip	CS	9300002871	10/31/2012	(140.10)
54140000	Rents-Equip	CS	9300002955	10/31/2012	(69.90)
54140014	Rents-Equip TD	CS	9300002955	10/31/2012	69.90
54140016	Rents-Equip AG	CS	9300003174	10/31/2012	(1,624.84)
54140016	Rents-Equip AG	CS	9300003239	10/31/2012	210.28
54140016	Rents-Equip AG	CS	9300002871	10/31/2012	140.10
55000000	Transportation (O&M)	CF	9300002784	10/31/2012	(48.30)
55000000	Transportation (O&M)	CF	9300002784	10/31/2012	48.30
55000000	Transportation (O&M)	CF	9300002785	10/31/2012	(296.03)
55000000	Transportation (O&M)	CF	9300002785	10/31/2012	296.03
55000000	Transportation (O&M)	CF	9300002786	10/31/2012	(1.30)
55000000	Transportation (O&M)	CF	9300002786	10/31/2012	1.30
55000000	Transportation (O&M)	CF	9300002787	10/31/2012	7.72
55000000	Transportation (O&M)	CF	9300002787	10/31/2012	(7.72)
55000000	Transportation (O&M)	CF	9300002788	10/31/2012	(4.16)
55000000	Transportation (O&M)	CF	9300002788	10/31/2012	4.16
55000000	Transportation (O&M)	CF	9300002789	10/31/2012	53.14
55000000	Transportation (O&M)	CF	9300002789	10/31/2012	(53.14)
55000000	Transportation (O&M)	CF	9300002790	10/31/2012	(35.84)
55000000	Transportation (O&M)	CF	9300002790	10/31/2012	35.84
55000000	Transportation (O&M)	CF	9300002791	10/31/2012	(158.85)
55000000	Transportation (O&M)	CF	9300002791	10/31/2012	158.85
55000000	Transportation (O&M)	CF	9300002792	10/31/2012	12.07
55000000	Transportation (O&M)	CF	9300002792	10/31/2012	(12.07)
55000000	Transportation (O&M)	CF	9300002793	10/31/2012	(22.09)
55000000	Transportation (O&M)	CF	9300002793	10/31/2012	22.09
55000000	Transportation (O&M)	CF	9300002794	10/31/2012	6.43
55000000	Transportation (O&M)	CF	9300002794	10/31/2012	(6.43)
55000000	Transportation (O&M)	CF	9300002795	10/31/2012	19.18
55000000	Transportation (O&M)	CF	9300002795	10/31/2012	(19.18)
55000000	Transportation (O&M)	CF	9300002796	10/31/2012	63.18
55000000	Transportation (O&M)	CF	9300002796	10/31/2012	(63.18)
55000000	Transportation (O&M)	CF	9300002797	10/31/2012	(7.33)
55000000	Transportation (O&M)	CF	9300002797	10/31/2012	7.33
55000000	Transportation (O&M)	CF	9300002798	10/31/2012	1.07
55000000	Transportation (O&M)	CF	9300002798	10/31/2012	(1.07)
55000000	Transportation (O&M)	CF	9300002799	10/31/2012	28.75
55000000	Transportation (O&M)	CF	9300002799	10/31/2012	(28.75)
55000000	Transportation (O&M)	CF	9300002800	10/31/2012	26.65

Kentucky American Water Company  
Case No. 2012-00520  
Response to PSC DR1, Item 31

Account	Description	Doc Type	Document Number	Posting Date	Amount
55000000	Transportation (O&M)	CF	9300002800	10/31/2012	(26.65)
55000000	Transportation (O&M)	CF	9300002801	10/31/2012	(13.91)
55000000	Transportation (O&M)	CF	9300002801	10/31/2012	13.91
55000000	Transportation (O&M)	CF	9300002802	10/31/2012	1.15
55000000	Transportation (O&M)	CF	9300002802	10/31/2012	(1.15)
55000000	Transportation (O&M)	CF	9300002803	10/31/2012	(1.15)
55000000	Transportation (O&M)	CF	9300002803	10/31/2012	1.15
55000000	Transportation (O&M)	CF	9300002804	10/31/2012	(2.17)
55000000	Transportation (O&M)	CF	9300002804	10/31/2012	2.17
55000000	Transportation (O&M)	CF	9300002805	10/31/2012	(3.34)
55000000	Transportation (O&M)	CF	9300002805	10/31/2012	3.34
55000000	Transportation (O&M)	CF	9300002806	10/31/2012	11.07
55000000	Transportation (O&M)	CF	9300002806	10/31/2012	(11.07)
55000000	Transportation (O&M)	CF	9300002807	10/31/2012	1.45
55000000	Transportation (O&M)	CF	9300002807	10/31/2012	(1.45)
55000000	Transportation (O&M)	CF	9300002808	10/31/2012	1.92
55000000	Transportation (O&M)	CF	9300002808	10/31/2012	(1.92)
55000000	Transportation (O&M)	CF	9300002809	10/31/2012	(19.96)
55000000	Transportation (O&M)	CF	9300002809	10/31/2012	19.96
55000000	Transportation (O&M)	CF	9300002810	10/31/2012	(9.02)
55000000	Transportation (O&M)	CF	9300002810	10/31/2012	9.02
55000000	Transportation (O&M)	CF	9300002811	10/31/2012	(2.77)
55000000	Transportation (O&M)	CF	9300002811	10/31/2012	2.77
55000000	Transportation (O&M)	CF	9300002812	10/31/2012	(0.46)
55000000	Transportation (O&M)	CF	9300002812	10/31/2012	0.46
55000000	Transportation (O&M)	CF	9300002813	10/31/2012	1.15
55000000	Transportation (O&M)	CF	9300002813	10/31/2012	(1.15)
55000000	Transportation (O&M)	CF	9300002814	10/31/2012	(16.53)
55000000	Transportation (O&M)	CF	9300002814	10/31/2012	16.53
55000000	Transportation (O&M)	CF	9300002815	10/31/2012	(46.54)
55000000	Transportation (O&M)	CF	9300002815	10/31/2012	46.54
55000000	Transportation (O&M)	CF	9300002816	10/31/2012	(5.54)
55000000	Transportation (O&M)	CF	9300002816	10/31/2012	5.54
55000000	Transportation (O&M)	CF	9300002817	10/31/2012	3.84
55000000	Transportation (O&M)	CF	9300002817	10/31/2012	(3.84)
55000000	Transportation (O&M)	CF	9300002818	10/31/2012	(39.95)
55000000	Transportation (O&M)	CF	9300002818	10/31/2012	39.95
55000000	Transportation (O&M)	CF	9300002819	10/31/2012	44.35
55000000	Transportation (O&M)	CF	9300002819	10/31/2012	(44.35)
55000000	Transportation (O&M)	CF	9300002820	10/31/2012	(10.83)
55000000	Transportation (O&M)	CF	9300002820	10/31/2012	10.83
55000000	Transportation (O&M)	CF	9300002821	10/31/2012	1.96
55000000	Transportation (O&M)	CF	9300002821	10/31/2012	(1.96)
55000000	Transportation (O&M)	CF	9300002822	10/31/2012	1.50
55000000	Transportation (O&M)	CF	9300002822	10/31/2012	(1.50)
55000000	Transportation (O&M)	CF	9300002823	10/31/2012	(9.05)
55000000	Transportation (O&M)	CF	9300002823	10/31/2012	9.05
55000000	Transportation (O&M)	CF	9300002824	10/31/2012	(8.33)
55000000	Transportation (O&M)	CF	9300002824	10/31/2012	8.33
55000000	Transportation (O&M)	CF	9300002825	10/31/2012	(10.77)
55000000	Transportation (O&M)	CF	9300002825	10/31/2012	10.77
55000000	Transportation (O&M)	CF	9300002826	10/31/2012	(31.29)
55000000	Transportation (O&M)	CF	9300002826	10/31/2012	31.29
55000000	Transportation (O&M)	CF	9300002827	10/31/2012	7.76
55000000	Transportation (O&M)	CF	9300002827	10/31/2012	(7.76)
55000000	Transportation (O&M)	CF	9300002828	10/31/2012	(18.96)
55000000	Transportation (O&M)	CF	9300002828	10/31/2012	18.96
55000000	Transportation (O&M)	CF	9300002829	10/31/2012	39.53
55000000	Transportation (O&M)	CF	9300002829	10/31/2012	(39.53)
55000000	Transportation (O&M)	CF	9300002830	10/31/2012	(3.69)
55000000	Transportation (O&M)	CF	9300002830	10/31/2012	3.69
55000000	Transportation (O&M)	CF	9300002831	10/31/2012	(9.63)
55000000	Transportation (O&M)	CF	9300002831	10/31/2012	9.63
55000000	Transportation (O&M)	CF	9300002832	10/31/2012	(5.63)
55000000	Transportation (O&M)	CF	9300002832	10/31/2012	5.63
55000000	Transportation (O&M)	CF	9300002833	10/31/2012	9.63
55000000	Transportation (O&M)	CF	9300002833	10/31/2012	(9.63)
55000000	Transportation (O&M)	CF	9300002834	10/31/2012	6.42
55000000	Transportation (O&M)	CF	9300002834	10/31/2012	(6.42)
55000000	Transportation (O&M)	CF	9300002835	10/31/2012	(12.84)
55000000	Transportation (O&M)	CF	9300002835	10/31/2012	12.84
55000000	Transportation (O&M)	CF	9300002836	10/31/2012	(37.82)
55000000	Transportation (O&M)	CF	9300002836	10/31/2012	37.82
55000000	Transportation (O&M)	CF	9300002837	10/31/2012	(33.16)
55000000	Transportation (O&M)	CF	9300002837	10/31/2012	33.16
55000000	Transportation (O&M)	CF	9300002838	10/31/2012	37.53
55000000	Transportation (O&M)	CF	9300002838	10/31/2012	(37.53)

Kentucky American Water Company  
Case No. 2012-00520  
Response to PSC DR1, Item 31

Account	Description	Doc Type	Document Number	Posting Date	Amount
55000000	Transportation (O&M)	CF	9300002839	10/31/2012	1.93
55000000	Transportation (O&M)	CF	9300002839	10/31/2012	(1.93)
55000000	Transportation (O&M)	CF	9300002840	10/31/2012	(1.96)
55000000	Transportation (O&M)	CF	9300002840	10/31/2012	1.96
55000000	Transportation (O&M)	CF	9300002841	10/31/2012	7.35
55000000	Transportation (O&M)	CF	9300002841	10/31/2012	(7.35)
55000000	Transportation (O&M)	CF	9300002842	10/31/2012	(9.38)
55000000	Transportation (O&M)	CF	9300002842	10/31/2012	9.38
55000000	Transportation (O&M)	CF	9300002843	10/31/2012	(19.95)
55000000	Transportation (O&M)	CF	9300002843	10/31/2012	19.95
55000000	Transportation (O&M)	CF	9300002844	10/31/2012	(2.77)
55000000	Transportation (O&M)	CF	9300002844	10/31/2012	2.77
55000000	Transportation (O&M)	CF	9300002845	10/31/2012	19.75
55000000	Transportation (O&M)	CF	9300002845	10/31/2012	(19.75)
55000000	Transportation (O&M)	CF	9300002846	10/31/2012	6.00
55000000	Transportation (O&M)	CF	9300002846	10/31/2012	(6.00)
55000000	Transportation (O&M)	CF	9300002847	10/31/2012	4.05
55000000	Transportation (O&M)	CF	9300002847	10/31/2012	(4.05)
55000000	Transportation (O&M)	CF	9300002848	10/31/2012	(57.29)
55000000	Transportation (O&M)	CF	9300002848	10/31/2012	57.29
55000000	Transportation (O&M)	CF	9300002849	10/31/2012	42.12
55000000	Transportation (O&M)	CF	9300002849	10/31/2012	(42.12)
55000000	Transportation (O&M)	CF	9300002850	10/31/2012	0.94
55000000	Transportation (O&M)	CF	9300002850	10/31/2012	(0.94)
55000000	Transportation (O&M)	CF	9300002851	10/31/2012	12.51
55000000	Transportation (O&M)	CF	9300002851	10/31/2012	(12.51)
55000000	Transportation (O&M)	CF	9300002852	10/31/2012	0.71
55000000	Transportation (O&M)	CF	9300002852	10/31/2012	(0.71)
55000000	Transportation (O&M)	CF	9300002853	10/31/2012	(3.87)
55000000	Transportation (O&M)	CF	9300002853	10/31/2012	3.87
55000000	Transportation (O&M)	CF	9300002854	10/31/2012	(39.23)
55000000	Transportation (O&M)	CF	9300002854	10/31/2012	39.23
55000000	Transportation (O&M)	CF	9300002855	10/31/2012	1.88
55000000	Transportation (O&M)	CF	9300002855	10/31/2012	(1.88)
55000000	Transportation (O&M)	CF	9300002856	10/31/2012	9.16
55000000	Transportation (O&M)	CF	9300002856	10/31/2012	(9.16)
55000000	Transportation (O&M)	CF	9300002857	10/31/2012	22.46
55000000	Transportation (O&M)	CF	9300002857	10/31/2012	(22.46)
55000000	Transportation (O&M)	CF	9300002858	10/31/2012	(26.53)
55000000	Transportation (O&M)	CF	9300002858	10/31/2012	26.53
55000000	Transportation (O&M)	CF	9300002859	10/31/2012	(2.50)
55000000	Transportation (O&M)	CF	9300002859	10/31/2012	2.50
55000000	Transportation (O&M)	CF	9300002860	10/31/2012	(0.83)
55000000	Transportation (O&M)	CF	9300002860	10/31/2012	0.83
55000000	Transportation (O&M)	CF	9300002861	10/31/2012	3.33
55000000	Transportation (O&M)	CF	9300002861	10/31/2012	(3.33)
55000000	Transportation (O&M)	CF	9300002862	10/31/2012	(7.74)
55000000	Transportation (O&M)	CF	9300002862	10/31/2012	7.74
55000000	Transportation (O&M)	CF	9300002866	10/31/2012	48.30
55000000	Transportation (O&M)	CF	9300002866	10/31/2012	(48.30)
55000000	Transportation (O&M)	CF	9300002868	10/31/2012	1.30
55000000	Transportation (O&M)	CF	9300002868	10/31/2012	(1.30)
55000000	Transportation (O&M)	CF	9300002870	10/31/2012	(7.72)
55000000	Transportation (O&M)	CF	9300002870	10/31/2012	7.72
55000000	Transportation (O&M)	CF	9300002874	10/31/2012	(11.07)
55000000	Transportation (O&M)	CF	9300002874	10/31/2012	11.07
55000000	Transportation (O&M)	CF	9300002880	10/31/2012	13.91
55000000	Transportation (O&M)	CF	9300002880	10/31/2012	(13.91)
55000000	Transportation (O&M)	CF	9300002882	10/31/2012	1.15
55000000	Transportation (O&M)	CF	9300002882	10/31/2012	(1.15)
55000000	Transportation (O&M)	CF	9300002885	10/31/2012	5.54
55000000	Transportation (O&M)	CF	9300002885	10/31/2012	(5.54)
55000000	Transportation (O&M)	CF	9300002887	10/31/2012	4.16
55000000	Transportation (O&M)	CF	9300002887	10/31/2012	(4.16)
55000000	Transportation (O&M)	CF	9300002889	10/31/2012	35.84
55000000	Transportation (O&M)	CF	9300002889	10/31/2012	(35.84)
55000000	Transportation (O&M)	CF	9300002891	10/31/2012	(1.92)
55000000	Transportation (O&M)	CF	9300002891	10/31/2012	1.92
55000000	Transportation (O&M)	CF	9300002893	10/31/2012	(6.43)
55000000	Transportation (O&M)	CF	9300002893	10/31/2012	6.43
55000000	Transportation (O&M)	CF	9300002895	10/31/2012	3.34
55000000	Transportation (O&M)	CF	9300002895	10/31/2012	(3.34)
55000000	Transportation (O&M)	CF	9300002897	10/31/2012	(1.45)
55000000	Transportation (O&M)	CF	9300002897	10/31/2012	1.45
55000000	Transportation (O&M)	CF	9300002902	10/31/2012	(63.18)
55000000	Transportation (O&M)	CF	9300002902	10/31/2012	63.18
55000000	Transportation (O&M)	CF	9300002905	10/31/2012	0.46

Kentucky American Water Company  
Case No. 2012-00520  
Response to PSC DR1, Item 31

Account	Description	Doc Type	Document Number	Posting Date	Amount
55000000	Transportation (O&M)	CF	9300002905	10/31/2012	(0.46)
55000000	Transportation (O&M)	CF	9300002907	10/31/2012	(1.15)
55000000	Transportation (O&M)	CF	9300002907	10/31/2012	1.15
55000000	Transportation (O&M)	CF	9300002909	10/31/2012	16.53
55000000	Transportation (O&M)	CF	9300002909	10/31/2012	(16.53)
55000000	Transportation (O&M)	CF	9300002911	10/31/2012	7.33
55000000	Transportation (O&M)	CF	9300002911	10/31/2012	(7.33)
55000000	Transportation (O&M)	CF	9300002916	10/31/2012	(28.75)
55000000	Transportation (O&M)	CF	9300002916	10/31/2012	28.75
55000000	Transportation (O&M)	CF	9300002918	10/31/2012	2.17
55000000	Transportation (O&M)	CF	9300002918	10/31/2012	(2.17)
55000000	Transportation (O&M)	CF	9300002920	10/31/2012	(53.14)
55000000	Transportation (O&M)	CF	9300002920	10/31/2012	53.14
55000000	Transportation (O&M)	CF	9300002923	10/31/2012	(19.18)
55000000	Transportation (O&M)	CF	9300002923	10/31/2012	19.18
55000000	Transportation (O&M)	CF	9300002925	10/31/2012	46.54
55000000	Transportation (O&M)	CF	9300002925	10/31/2012	(46.54)
55000000	Transportation (O&M)	CF	9300002927	10/31/2012	39.95
55000000	Transportation (O&M)	CF	9300002927	10/31/2012	(39.95)
55000000	Transportation (O&M)	CF	9300002932	10/31/2012	296.03
55000000	Transportation (O&M)	CF	9300002932	10/31/2012	(296.03)
55000000	Transportation (O&M)	CF	9300002935	10/31/2012	(26.65)
55000000	Transportation (O&M)	CF	9300002935	10/31/2012	26.65
55000000	Transportation (O&M)	CF	9300002937	10/31/2012	9.02
55000000	Transportation (O&M)	CF	9300002937	10/31/2012	(9.02)
55000000	Transportation (O&M)	CF	9300002939	10/31/2012	2.77
55000000	Transportation (O&M)	CF	9300002939	10/31/2012	(2.77)
55000000	Transportation (O&M)	CF	9300002941	10/31/2012	(3.84)
55000000	Transportation (O&M)	CF	9300002941	10/31/2012	3.84
55000000	Transportation (O&M)	CF	9300002943	10/31/2012	(1.07)
55000000	Transportation (O&M)	CF	9300002943	10/31/2012	1.07
55000000	Transportation (O&M)	CF	9300002946	10/31/2012	(12.07)
55000000	Transportation (O&M)	CF	9300002946	10/31/2012	12.07
55000000	Transportation (O&M)	CF	9300002948	10/31/2012	(1.15)
55000000	Transportation (O&M)	CF	9300002948	10/31/2012	1.15
55000000	Transportation (O&M)	CF	9300002952	10/31/2012	158.85
55000000	Transportation (O&M)	CF	9300002952	10/31/2012	(158.85)
55000000	Transportation (O&M)	CF	9300002954	10/31/2012	22.09
55000000	Transportation (O&M)	CF	9300002954	10/31/2012	(22.09)
55000000	Transportation (O&M)	CF	9300002956	10/31/2012	19.96
55000000	Transportation (O&M)	CF	9300002956	10/31/2012	(19.96)
55000000	Transportation (O&M)	CF	9300002958	10/31/2012	(44.35)
55000000	Transportation (O&M)	CF	9300002958	10/31/2012	44.35
55000000	Transportation (O&M)	CF	9300002990	10/31/2012	359.49
55000000	Transportation (O&M)	CF	9300002990	10/31/2012	(359.49)
55000000	Transportation (O&M)	CF	9300002991	10/31/2012	40.23
55000000	Transportation (O&M)	CF	9300002991	10/31/2012	(40.23)
55000000	Transportation (O&M)	CF	9300002992	10/31/2012	2,482.05
55000000	Transportation (O&M)	CF	9300002992	10/31/2012	(2,482.05)
55000000	Transportation (O&M)	CF	9300002993	10/31/2012	11.42
55000000	Transportation (O&M)	CF	9300002993	10/31/2012	(11.42)
55000000	Transportation (O&M)	CF	9300002994	10/31/2012	24.39
55000000	Transportation (O&M)	CF	9300002994	10/31/2012	(24.39)
55000000	Transportation (O&M)	CF	9300002995	10/31/2012	443.30
55000000	Transportation (O&M)	CF	9300002995	10/31/2012	(443.30)
55000000	Transportation (O&M)	CF	9300002996	10/31/2012	512.90
55000000	Transportation (O&M)	CF	9300002996	10/31/2012	(512.90)
55000000	Transportation (O&M)	CF	9300002997	10/31/2012	70.03
55000000	Transportation (O&M)	CF	9300002997	10/31/2012	(70.03)
55000000	Transportation (O&M)	CF	9300002998	10/31/2012	2,025.86
55000000	Transportation (O&M)	CF	9300002998	10/31/2012	(2,025.86)
55000000	Transportation (O&M)	CF	9300002999	10/31/2012	49.53
55000000	Transportation (O&M)	CF	9300002999	10/31/2012	(49.53)
55000000	Transportation (O&M)	CF	9300003000	10/31/2012	151.03
55000000	Transportation (O&M)	CF	9300003000	10/31/2012	(151.03)
55000000	Transportation (O&M)	CF	9300003001	10/31/2012	48.66
55000000	Transportation (O&M)	CF	9300003001	10/31/2012	(48.66)
55000000	Transportation (O&M)	CF	9300003002	10/31/2012	87.67
55000000	Transportation (O&M)	CF	9300003002	10/31/2012	(87.67)
55000000	Transportation (O&M)	CF	9300003003	10/31/2012	1,079.08
55000000	Transportation (O&M)	CF	9300003003	10/31/2012	(1,079.08)
55000000	Transportation (O&M)	CF	9300003004	10/31/2012	7.75
55000000	Transportation (O&M)	CF	9300003004	10/31/2012	(7.75)
55000000	Transportation (O&M)	CF	9300003005	10/31/2012	7.61
55000000	Transportation (O&M)	CF	9300003005	10/31/2012	(7.61)
55000000	Transportation (O&M)	CF	9300003006	10/31/2012	466.27
55000000	Transportation (O&M)	CF	9300003006	10/31/2012	(466.27)

Kentucky American Water Company  
Case No. 2012-00520  
Response to PSC DR1, Item 31

Account	Description	Doc Type	Document Number	Posting Date	Amount
55000000	Transportation (O&M)	CF	9300003007	10/31/2012	371.51
55000000	Transportation (O&M)	CF	9300003007	10/31/2012	(371.51)
55000000	Transportation (O&M)	CF	9300003008	10/31/2012	113.65
55000000	Transportation (O&M)	CF	9300003008	10/31/2012	(113.65)
55000000	Transportation (O&M)	CF	9300003009	10/31/2012	71.67
55000000	Transportation (O&M)	CF	9300003009	10/31/2012	(71.67)
55000000	Transportation (O&M)	CF	9300003010	10/31/2012	290.44
55000000	Transportation (O&M)	CF	9300003010	10/31/2012	(290.44)
55000000	Transportation (O&M)	CF	9300003011	10/31/2012	199.84
55000000	Transportation (O&M)	CF	9300003011	10/31/2012	(199.84)
55000000	Transportation (O&M)	CF	9300003012	10/31/2012	11.89
55000000	Transportation (O&M)	CF	9300003012	10/31/2012	(11.89)
55000000	Transportation (O&M)	CF	9300003013	10/31/2012	740.18
55000000	Transportation (O&M)	CF	9300003013	10/31/2012	(740.18)
55000000	Transportation (O&M)	CF	9300003014	10/31/2012	402.86
55000000	Transportation (O&M)	CF	9300003014	10/31/2012	(402.86)
55000000	Transportation (O&M)	CF	9300003015	10/31/2012	92.41
55000000	Transportation (O&M)	CF	9300003015	10/31/2012	(92.41)
55000000	Transportation (O&M)	CF	9300003016	10/31/2012	42.94
55000000	Transportation (O&M)	CF	9300003016	10/31/2012	(42.94)
55000000	Transportation (O&M)	CF	9300003017	10/31/2012	74.10
55000000	Transportation (O&M)	CF	9300003017	10/31/2012	(74.10)
55000000	Transportation (O&M)	CF	9300003018	10/31/2012	104.62
55000000	Transportation (O&M)	CF	9300003018	10/31/2012	(104.62)
55000000	Transportation (O&M)	CF	9300003019	10/31/2012	67.62
55000000	Transportation (O&M)	CF	9300003019	10/31/2012	(67.62)
55000000	Transportation (O&M)	CF	9300003020	10/31/2012	462.80
55000000	Transportation (O&M)	CF	9300003020	10/31/2012	(462.80)
55000000	Transportation (O&M)	CF	9300003021	10/31/2012	91.38
55000000	Transportation (O&M)	CF	9300003021	10/31/2012	(91.38)
55000000	Transportation (O&M)	CF	9300003022	10/31/2012	324.84
55000000	Transportation (O&M)	CF	9300003022	10/31/2012	(324.84)
55000000	Transportation (O&M)	CF	9300003023	10/31/2012	526.84
55000000	Transportation (O&M)	CF	9300003023	10/31/2012	(526.84)
55000000	Transportation (O&M)	CF	9300003024	10/31/2012	9.03
55000000	Transportation (O&M)	CF	9300003024	10/31/2012	(9.03)
55000000	Transportation (O&M)	CF	9300003025	10/31/2012	4.52
55000000	Transportation (O&M)	CF	9300003025	10/31/2012	(4.52)
55000000	Transportation (O&M)	CF	9300003026	10/31/2012	75.38
55000000	Transportation (O&M)	CF	9300003026	10/31/2012	(75.38)
55000000	Transportation (O&M)	CF	9300003027	10/31/2012	35.77
55000000	Transportation (O&M)	CF	9300003027	10/31/2012	(35.77)
55000000	Transportation (O&M)	CF	9300003028	10/31/2012	10.10
55000000	Transportation (O&M)	CF	9300003028	10/31/2012	(10.10)
55000000	Transportation (O&M)	CF	9300003029	10/31/2012	12.03
55000000	Transportation (O&M)	CF	9300003029	10/31/2012	(12.03)
55000000	Transportation (O&M)	CF	9300003030	10/31/2012	10.53
55000000	Transportation (O&M)	CF	9300003030	10/31/2012	(10.53)
55000000	Transportation (O&M)	CF	9300003031	10/31/2012	17.93
55000000	Transportation (O&M)	CF	9300003031	10/31/2012	(17.93)
55000000	Transportation (O&M)	CF	9300003032	10/31/2012	59.04
55000000	Transportation (O&M)	CF	9300003032	10/31/2012	(59.04)
55000000	Transportation (O&M)	CF	9300003033	10/31/2012	22.14
55000000	Transportation (O&M)	CF	9300003033	10/31/2012	(22.14)
55000000	Transportation (O&M)	CF	9300003034	10/31/2012	1.83
55000000	Transportation (O&M)	CF	9300003034	10/31/2012	(1.83)
55000000	Transportation (O&M)	CF	9300003035	10/31/2012	26.00
55000000	Transportation (O&M)	CF	9300003035	10/31/2012	(26.00)
55000000	Transportation (O&M)	CF	9300003036	10/31/2012	3.39
55000000	Transportation (O&M)	CF	9300003036	10/31/2012	(3.39)
55000000	Transportation (O&M)	CF	9300003037	10/31/2012	2.52
55000000	Transportation (O&M)	CF	9300003037	10/31/2012	(2.52)
55000000	Transportation (O&M)	CF	9300003038	10/31/2012	11.92
55000000	Transportation (O&M)	CF	9300003038	10/31/2012	(11.92)
55000000	Transportation (O&M)	CF	9300003039	10/31/2012	24.00
55000000	Transportation (O&M)	CF	9300003039	10/31/2012	(24.00)
55000000	Transportation (O&M)	CF	9300003040	10/31/2012	42.66
55000000	Transportation (O&M)	CF	9300003040	10/31/2012	(42.66)
55000000	Transportation (O&M)	CF	9300003041	10/31/2012	52.72
55000000	Transportation (O&M)	CF	9300003041	10/31/2012	(52.72)
55000000	Transportation (O&M)	CF	9300003042	10/31/2012	172.84
55000000	Transportation (O&M)	CF	9300003042	10/31/2012	(172.84)
55000000	Transportation (O&M)	CF	9300003043	10/31/2012	2.22
55000000	Transportation (O&M)	CF	9300003043	10/31/2012	(2.22)
55000000	Transportation (O&M)	CF	9300003044	10/31/2012	46.85
55000000	Transportation (O&M)	CF	9300003044	10/31/2012	(46.85)
55000000	Transportation (O&M)	CF	9300003045	10/31/2012	8.60

Kentucky American Water Company  
Case No. 2012-00520  
Response to PSC DR1, Item 31

Account	Description	Doc Type	Document Number	Posting Date	Amount
55000000	Transportation (O&M)	CF	9300003045	10/31/2012	(8.60)
55000000	Transportation (O&M)	CF	9300003046	10/31/2012	45.89
55000000	Transportation (O&M)	CF	9300003046	10/31/2012	(45.89)
55000000	Transportation (O&M)	CF	9300003047	10/31/2012	249.71
55000000	Transportation (O&M)	CF	9300003047	10/31/2012	(249.71)
55000000	Transportation (O&M)	CF	9300003048	10/31/2012	3.34
55000000	Transportation (O&M)	CF	9300003048	10/31/2012	(3.34)
55000000	Transportation (O&M)	CF	9300003049	10/31/2012	109.18
55000000	Transportation (O&M)	CF	9300003049	10/31/2012	(109.18)
55000000	Transportation (O&M)	CF	9300003050	10/31/2012	2.66
55000000	Transportation (O&M)	CF	9300003050	10/31/2012	(2.66)
55000000	Transportation (O&M)	CF	9300003051	10/31/2012	35.59
55000000	Transportation (O&M)	CF	9300003051	10/31/2012	(35.59)
55000000	Transportation (O&M)	CF	9300003052	10/31/2012	105.78
55000000	Transportation (O&M)	CF	9300003052	10/31/2012	(105.78)
55000000	Transportation (O&M)	CF	9300003053	10/31/2012	5.75
55000000	Transportation (O&M)	CF	9300003053	10/31/2012	(5.75)
55000000	Transportation (O&M)	CF	9300003054	10/31/2012	7.07
55000000	Transportation (O&M)	CF	9300003054	10/31/2012	(7.07)
55000000	Transportation (O&M)	CF	9300003055	10/31/2012	4.51
55000000	Transportation (O&M)	CF	9300003055	10/31/2012	(4.51)
55000000	Transportation (O&M)	CF	9300003056	10/31/2012	44.28
55000000	Transportation (O&M)	CF	9300003056	10/31/2012	(44.28)
55000000	Transportation (O&M)	CF	9300003057	10/31/2012	12.34
55000000	Transportation (O&M)	CF	9300003057	10/31/2012	(12.34)
55000000	Transportation (O&M)	CF	9300003058	10/31/2012	1.91
55000000	Transportation (O&M)	CF	9300003058	10/31/2012	(1.91)
55000000	Transportation (O&M)	CF	9300003059	10/31/2012	48.94
55000000	Transportation (O&M)	CF	9300003059	10/31/2012	(48.94)
55000000	Transportation (O&M)	CF	9300003060	10/31/2012	7.66
55000000	Transportation (O&M)	CF	9300003060	10/31/2012	(7.66)
55000000	Transportation (O&M)	CF	9300003065	10/31/2012	(359.49)
55000000	Transportation (O&M)	CF	9300003065	10/31/2012	359.49
55000000	Transportation (O&M)	CF	9300003067	10/31/2012	(11.42)
55000000	Transportation (O&M)	CF	9300003067	10/31/2012	11.42
55000000	Transportation (O&M)	CF	9300003069	10/31/2012	(24.39)
55000000	Transportation (O&M)	CF	9300003069	10/31/2012	24.39
55000000	Transportation (O&M)	CF	9300003072	10/31/2012	(740.18)
55000000	Transportation (O&M)	CF	9300003072	10/31/2012	740.18
55000000	Transportation (O&M)	CF	9300003079	10/31/2012	(113.65)
55000000	Transportation (O&M)	CF	9300003079	10/31/2012	113.65
55000000	Transportation (O&M)	CF	9300003081	10/31/2012	(290.44)
55000000	Transportation (O&M)	CF	9300003081	10/31/2012	290.44
55000000	Transportation (O&M)	CF	9300003086	10/31/2012	(443.30)
55000000	Transportation (O&M)	CF	9300003086	10/31/2012	443.30
55000000	Transportation (O&M)	CF	9300003090	10/31/2012	(70.03)
55000000	Transportation (O&M)	CF	9300003090	10/31/2012	70.03
55000000	Transportation (O&M)	CF	9300003096	10/31/2012	(48.66)
55000000	Transportation (O&M)	CF	9300003096	10/31/2012	48.66
55000000	Transportation (O&M)	CF	9300003098	10/31/2012	(91.38)
55000000	Transportation (O&M)	CF	9300003098	10/31/2012	91.38
55000000	Transportation (O&M)	CF	9300003101	10/31/2012	(11.89)
55000000	Transportation (O&M)	CF	9300003101	10/31/2012	11.89
55000000	Transportation (O&M)	CF	9300003103	10/31/2012	(402.86)
55000000	Transportation (O&M)	CF	9300003103	10/31/2012	402.86
55000000	Transportation (O&M)	CF	9300003107	10/31/2012	(1,079.08)
55000000	Transportation (O&M)	CF	9300003107	10/31/2012	1,079.08
55000000	Transportation (O&M)	CF	9300003110	10/31/2012	(74.10)
55000000	Transportation (O&M)	CF	9300003110	10/31/2012	74.10
55000000	Transportation (O&M)	CF	9300003112	10/31/2012	(7.75)
55000000	Transportation (O&M)	CF	9300003112	10/31/2012	7.75
55000000	Transportation (O&M)	CF	9300003117	10/31/2012	(466.27)
55000000	Transportation (O&M)	CF	9300003117	10/31/2012	466.27
55000000	Transportation (O&M)	CF	9300003121	10/31/2012	(199.84)
55000000	Transportation (O&M)	CF	9300003121	10/31/2012	199.84
55000000	Transportation (O&M)	CF	9300003124	10/31/2012	(512.90)
55000000	Transportation (O&M)	CF	9300003124	10/31/2012	512.90
55000000	Transportation (O&M)	CF	9300003127	10/31/2012	(87.67)
55000000	Transportation (O&M)	CF	9300003127	10/31/2012	87.67
55000000	Transportation (O&M)	CF	9300003129	10/31/2012	(104.62)
55000000	Transportation (O&M)	CF	9300003129	10/31/2012	104.62
55000000	Transportation (O&M)	CF	9300003131	10/31/2012	(462.80)
55000000	Transportation (O&M)	CF	9300003131	10/31/2012	462.80
55000000	Transportation (O&M)	CF	9300003135	10/31/2012	(2,482.05)
55000000	Transportation (O&M)	CF	9300003135	10/31/2012	2,482.05
55000000	Transportation (O&M)	CF	9300003137	10/31/2012	(371.51)
55000000	Transportation (O&M)	CF	9300003137	10/31/2012	371.51

Kentucky American Water Company  
Case No. 2012-00520  
Response to PSC DR1, Item 31

Account	Description	Doc Type	Document Number	Posting Date	Amount
55000000	Transportation (O&M)	CF	9300003139	10/31/2012	(42.94)
55000000	Transportation (O&M)	CF	9300003139	10/31/2012	42.94
55000000	Transportation (O&M)	CF	9300003141	10/31/2012	(67.62)
55000000	Transportation (O&M)	CF	9300003141	10/31/2012	67.62
55000000	Transportation (O&M)	CF	9300003143	10/31/2012	(7.61)
55000000	Transportation (O&M)	CF	9300003143	10/31/2012	7.61
55000000	Transportation (O&M)	CF	9300003146	10/31/2012	(49.53)
55000000	Transportation (O&M)	CF	9300003146	10/31/2012	49.53
55000000	Transportation (O&M)	CF	9300003148	10/31/2012	(71.67)
55000000	Transportation (O&M)	CF	9300003148	10/31/2012	71.67
55000000	Transportation (O&M)	CF	9300003150	10/31/2012	(40.23)
55000000	Transportation (O&M)	CF	9300003150	10/31/2012	40.23
55000000	Transportation (O&M)	CF	9300003152	10/31/2012	(2,025.86)
55000000	Transportation (O&M)	CF	9300003152	10/31/2012	2,025.86
55000000	Transportation (O&M)	CF	9300003154	10/31/2012	(151.03)
55000000	Transportation (O&M)	CF	9300003154	10/31/2012	151.03
55000000	Transportation (O&M)	CF	9300003158	10/31/2012	(92.41)
55000000	Transportation (O&M)	CF	9300003158	10/31/2012	92.41
55000000	Transportation (O&M)	CF	9300003160	10/31/2012	(324.84)
55000000	Transportation (O&M)	CF	9300003160	10/31/2012	324.84
55000000	Transportation (O&M)	CF	9300003276	10/31/2012	801.32
55000000	Transportation (O&M)	CF	9300003276	10/31/2012	(801.32)
55000000	Transportation (O&M)	CF	9300003277	10/31/2012	103.58
55000000	Transportation (O&M)	CF	9300003277	10/31/2012	(103.58)
55000000	Transportation (O&M)	CF	9300003278	10/31/2012	5,628.99
55000000	Transportation (O&M)	CF	9300003278	10/31/2012	(5,628.99)
55000000	Transportation (O&M)	CF	9300003279	10/31/2012	26.06
55000000	Transportation (O&M)	CF	9300003279	10/31/2012	(26.06)
55000000	Transportation (O&M)	CF	9300003280	10/31/2012	82.69
55000000	Transportation (O&M)	CF	9300003280	10/31/2012	(82.69)
55000000	Transportation (O&M)	CF	9300003281	10/31/2012	1,130.80
55000000	Transportation (O&M)	CF	9300003281	10/31/2012	(1,130.80)
55000000	Transportation (O&M)	CF	9300003282	10/31/2012	1,457.55
55000000	Transportation (O&M)	CF	9300003282	10/31/2012	(1,457.55)
55000000	Transportation (O&M)	CF	9300003283	10/31/2012	88.05
55000000	Transportation (O&M)	CF	9300003283	10/31/2012	(88.05)
55000000	Transportation (O&M)	CF	9300003284	10/31/2012	4,910.74
55000000	Transportation (O&M)	CF	9300003284	10/31/2012	(4,910.74)
55000000	Transportation (O&M)	CF	9300003285	10/31/2012	158.64
55000000	Transportation (O&M)	CF	9300003285	10/31/2012	(158.64)
55000000	Transportation (O&M)	CF	9300003286	10/31/2012	332.02
55000000	Transportation (O&M)	CF	9300003286	10/31/2012	(332.02)
55000000	Transportation (O&M)	CF	9300003287	10/31/2012	141.85
55000000	Transportation (O&M)	CF	9300003287	10/31/2012	(141.85)
55000000	Transportation (O&M)	CF	9300003288	10/31/2012	275.15
55000000	Transportation (O&M)	CF	9300003288	10/31/2012	(275.15)
55000000	Transportation (O&M)	CF	9300003289	10/31/2012	2,941.33
55000000	Transportation (O&M)	CF	9300003289	10/31/2012	(2,941.33)
55000000	Transportation (O&M)	CF	9300003290	10/31/2012	1.09
55000000	Transportation (O&M)	CF	9300003290	10/31/2012	(1.09)
55000000	Transportation (O&M)	CF	9300003291	10/31/2012	22.34
55000000	Transportation (O&M)	CF	9300003291	10/31/2012	(22.34)
55000000	Transportation (O&M)	CF	9300003292	10/31/2012	1,274.69
55000000	Transportation (O&M)	CF	9300003292	10/31/2012	(1,274.69)
55000000	Transportation (O&M)	CF	9300003293	10/31/2012	1,025.25
55000000	Transportation (O&M)	CF	9300003293	10/31/2012	(1,025.25)
55000000	Transportation (O&M)	CF	9300003294	10/31/2012	256.84
55000000	Transportation (O&M)	CF	9300003294	10/31/2012	(256.84)
55000000	Transportation (O&M)	CF	9300003295	10/31/2012	187.50
55000000	Transportation (O&M)	CF	9300003295	10/31/2012	(187.50)
55000000	Transportation (O&M)	CF	9300003296	10/31/2012	744.94
55000000	Transportation (O&M)	CF	9300003296	10/31/2012	(744.94)
55000000	Transportation (O&M)	CF	9300003297	10/31/2012	509.00
55000000	Transportation (O&M)	CF	9300003297	10/31/2012	(509.00)
55000000	Transportation (O&M)	CF	9300003298	10/31/2012	22.00
55000000	Transportation (O&M)	CF	9300003298	10/31/2012	(22.00)
55000000	Transportation (O&M)	CF	9300003299	10/31/2012	1,934.47
55000000	Transportation (O&M)	CF	9300003299	10/31/2012	(1,934.47)
55000000	Transportation (O&M)	CF	9300003300	10/31/2012	1,041.11
55000000	Transportation (O&M)	CF	9300003300	10/31/2012	(1,041.11)
55000000	Transportation (O&M)	CF	9300003301	10/31/2012	4.94
55000000	Transportation (O&M)	CF	9300003301	10/31/2012	(4.94)
55000000	Transportation (O&M)	CF	9300003302	10/31/2012	186.55
55000000	Transportation (O&M)	CF	9300003302	10/31/2012	(186.55)
55000000	Transportation (O&M)	CF	9300003303	10/31/2012	87.36
55000000	Transportation (O&M)	CF	9300003303	10/31/2012	(87.36)
55000000	Transportation (O&M)	CF	9300003304	10/31/2012	(7.13)



Kentucky American Water Company  
Case No. 2012-00520  
Response to PSC DR1, Item 31

Account	Description	Doc Type	Document Number	Posting Date	Amount
55000000	Transportation (O&M)	CF	9300003304	10/31/2012	7.13
55000000	Transportation (O&M)	CF	9300003305	10/31/2012	(1.19)
55000000	Transportation (O&M)	CF	9300003305	10/31/2012	1.19
55000000	Transportation (O&M)	CF	9300003306	10/31/2012	2.97
55000000	Transportation (O&M)	CF	9300003306	10/31/2012	(2.97)
55000000	Transportation (O&M)	CF	9300003307	10/31/2012	148.23
55000000	Transportation (O&M)	CF	9300003307	10/31/2012	(148.23)
55000000	Transportation (O&M)	CF	9300003308	10/31/2012	149.54
55000000	Transportation (O&M)	CF	9300003308	10/31/2012	(149.54)
55000000	Transportation (O&M)	CF	9300003309	10/31/2012	(14.26)
55000000	Transportation (O&M)	CF	9300003309	10/31/2012	14.26
55000000	Transportation (O&M)	CF	9300003310	10/31/2012	183.99
55000000	Transportation (O&M)	CF	9300003310	10/31/2012	(183.99)
55000000	Transportation (O&M)	CF	9300003311	10/31/2012	1,088.84
55000000	Transportation (O&M)	CF	9300003311	10/31/2012	(1,088.84)
55000000	Transportation (O&M)	CF	9300003312	10/31/2012	235.29
55000000	Transportation (O&M)	CF	9300003312	10/31/2012	(235.29)
55000000	Transportation (O&M)	CF	9300003313	10/31/2012	950.67
55000000	Transportation (O&M)	CF	9300003313	10/31/2012	(950.67)
55000000	Transportation (O&M)	CF	9300003314	10/31/2012	1,329.78
55000000	Transportation (O&M)	CF	9300003314	10/31/2012	(1,329.78)
55000000	Transportation (O&M)	CF	9300003315	10/31/2012	28.29
55000000	Transportation (O&M)	CF	9300003315	10/31/2012	(28.29)
55000000	Transportation (O&M)	CF	9300003316	10/31/2012	3.88
55000000	Transportation (O&M)	CF	9300003316	10/31/2012	(3.88)
55000000	Transportation (O&M)	CF	9300003317	10/31/2012	(11.68)
55000000	Transportation (O&M)	CF	9300003317	10/31/2012	11.68
55000000	Transportation (O&M)	CF	9300003318	10/31/2012	(21.47)
55000000	Transportation (O&M)	CF	9300003318	10/31/2012	21.47
55000000	Transportation (O&M)	CF	9300003319	10/31/2012	(27.74)
55000000	Transportation (O&M)	CF	9300003319	10/31/2012	27.74
55000000	Transportation (O&M)	CF	9300003320	10/31/2012	(80.58)
55000000	Transportation (O&M)	CF	9300003320	10/31/2012	80.58
55000000	Transportation (O&M)	CF	9300003321	10/31/2012	214.08
55000000	Transportation (O&M)	CF	9300003321	10/31/2012	(214.08)
55000000	Transportation (O&M)	CF	9300003322	10/31/2012	92.11
55000000	Transportation (O&M)	CF	9300003322	10/31/2012	(92.11)
55000000	Transportation (O&M)	CF	9300003323	10/31/2012	(48.83)
55000000	Transportation (O&M)	CF	9300003323	10/31/2012	48.83
55000000	Transportation (O&M)	CF	9300003324	10/31/2012	127.80
55000000	Transportation (O&M)	CF	9300003324	10/31/2012	(127.80)
55000000	Transportation (O&M)	CF	9300003325	10/31/2012	30.99
55000000	Transportation (O&M)	CF	9300003325	10/31/2012	(30.99)
55000000	Transportation (O&M)	CF	9300003326	10/31/2012	(9.51)
55000000	Transportation (O&M)	CF	9300003326	10/31/2012	9.51
55000000	Transportation (O&M)	CF	9300003327	10/31/2012	(24.81)
55000000	Transportation (O&M)	CF	9300003327	10/31/2012	24.81
55000000	Transportation (O&M)	CF	9300003328	10/31/2012	27.11
55000000	Transportation (O&M)	CF	9300003328	10/31/2012	(27.11)
55000000	Transportation (O&M)	CF	9300003329	10/31/2012	(14.48)
55000000	Transportation (O&M)	CF	9300003329	10/31/2012	14.48
55000000	Transportation (O&M)	CF	9300003330	10/31/2012	46.19
55000000	Transportation (O&M)	CF	9300003330	10/31/2012	(46.19)
55000000	Transportation (O&M)	CF	9300003331	10/31/2012	176.82
55000000	Transportation (O&M)	CF	9300003331	10/31/2012	(176.82)
55000000	Transportation (O&M)	CF	9300003332	10/31/2012	73.54
55000000	Transportation (O&M)	CF	9300003332	10/31/2012	(73.54)
55000000	Transportation (O&M)	CF	9300003333	10/31/2012	(33.05)
55000000	Transportation (O&M)	CF	9300003333	10/31/2012	33.05
55000000	Transportation (O&M)	CF	9300003334	10/31/2012	4.73
55000000	Transportation (O&M)	CF	9300003334	10/31/2012	(4.73)
55000000	Transportation (O&M)	CF	9300003335	10/31/2012	(30.45)
55000000	Transportation (O&M)	CF	9300003335	10/31/2012	30.45
55000000	Transportation (O&M)	CF	9300003336	10/31/2012	8.72
55000000	Transportation (O&M)	CF	9300003336	10/31/2012	(8.72)
55000000	Transportation (O&M)	CF	9300003337	10/31/2012	(6.48)
55000000	Transportation (O&M)	CF	9300003337	10/31/2012	6.48
55000000	Transportation (O&M)	CF	9300003338	10/31/2012	(85.39)
55000000	Transportation (O&M)	CF	9300003338	10/31/2012	85.39
55000000	Transportation (O&M)	CF	9300003339	10/31/2012	127.34
55000000	Transportation (O&M)	CF	9300003339	10/31/2012	(127.34)
55000000	Transportation (O&M)	CF	9300003340	10/31/2012	66.75
55000000	Transportation (O&M)	CF	9300003340	10/31/2012	(66.75)
55000000	Transportation (O&M)	CF	9300003341	10/31/2012	(5.04)
55000000	Transportation (O&M)	CF	9300003341	10/31/2012	5.04
55000000	Transportation (O&M)	CF	9300003342	10/31/2012	18.93
55000000	Transportation (O&M)	CF	9300003342	10/31/2012	(18.93)

Kentucky American Water Company  
Case No. 2012-00520  
Response to PSC DR1, Item 31

Account	Description	Doc Type	Document Number	Posting Date	Amount
55000000	Transportation (O&M)	CF	9300003343	10/31/2012	(24.16)
55000000	Transportation (O&M)	CF	9300003343	10/31/2012	24.16
55000000	Transportation (O&M)	CF	9300003344	10/31/2012	58.47
55000000	Transportation (O&M)	CF	9300003344	10/31/2012	(58.47)
55000000	Transportation (O&M)	CF	9300003345	10/31/2012	128.61
55000000	Transportation (O&M)	CF	9300003345	10/31/2012	(128.61)
55000000	Transportation (O&M)	CF	9300003346	10/31/2012	495.91
55000000	Transportation (O&M)	CF	9300003346	10/31/2012	(495.91)
55000000	Transportation (O&M)	CF	9300003347	10/31/2012	5.73
55000000	Transportation (O&M)	CF	9300003347	10/31/2012	(5.73)
55000000	Transportation (O&M)	CF	9300003348	10/31/2012	136.09
55000000	Transportation (O&M)	CF	9300003348	10/31/2012	(136.09)
55000000	Transportation (O&M)	CF	9300003349	10/31/2012	32.57
55000000	Transportation (O&M)	CF	9300003349	10/31/2012	(32.57)
55000000	Transportation (O&M)	CF	9300003350	10/31/2012	(29.36)
55000000	Transportation (O&M)	CF	9300003350	10/31/2012	29.36
55000000	Transportation (O&M)	CF	9300003351	10/31/2012	751.47
55000000	Transportation (O&M)	CF	9300003351	10/31/2012	(751.47)
55000000	Transportation (O&M)	CF	9300003352	10/31/2012	2.44
55000000	Transportation (O&M)	CF	9300003352	10/31/2012	(2.44)
55000000	Transportation (O&M)	CF	9300003353	10/31/2012	8.58
55000000	Transportation (O&M)	CF	9300003353	10/31/2012	(8.58)
55000000	Transportation (O&M)	CF	9300003354	10/31/2012	313.34
55000000	Transportation (O&M)	CF	9300003354	10/31/2012	(313.34)
55000000	Transportation (O&M)	CF	9300003355	10/31/2012	1.82
55000000	Transportation (O&M)	CF	9300003355	10/31/2012	(1.82)
55000000	Transportation (O&M)	CF	9300003356	10/31/2012	6.85
55000000	Transportation (O&M)	CF	9300003356	10/31/2012	(6.85)
55000000	Transportation (O&M)	CF	9300003357	10/31/2012	81.69
55000000	Transportation (O&M)	CF	9300003357	10/31/2012	(81.69)
55000000	Transportation (O&M)	CF	9300003358	10/31/2012	171.37
55000000	Transportation (O&M)	CF	9300003358	10/31/2012	(171.37)
55000000	Transportation (O&M)	CF	9300003359	10/31/2012	19.63
55000000	Transportation (O&M)	CF	9300003359	10/31/2012	(19.63)
55000000	Transportation (O&M)	CF	9300003360	10/31/2012	18.21
55000000	Transportation (O&M)	CF	9300003360	10/31/2012	(18.21)
55000000	Transportation (O&M)	CF	9300003361	10/31/2012	35.20
55000000	Transportation (O&M)	CF	9300003361	10/31/2012	(35.20)
55000000	Transportation (O&M)	CF	9300003362	10/31/2012	171.87
55000000	Transportation (O&M)	CF	9300003362	10/31/2012	(171.87)
55000000	Transportation (O&M)	CF	9300003363	10/31/2012	(68.33)
55000000	Transportation (O&M)	CF	9300003363	10/31/2012	68.33
55000000	Transportation (O&M)	CF	9300003364	10/31/2012	25.32
55000000	Transportation (O&M)	CF	9300003364	10/31/2012	(25.32)
55000000	Transportation (O&M)	CF	9300003365	10/31/2012	2.79
55000000	Transportation (O&M)	CF	9300003365	10/31/2012	(2.79)
55000000	Transportation (O&M)	CF	9300003366	10/31/2012	8.57
55000000	Transportation (O&M)	CF	9300003366	10/31/2012	(8.57)
55000000	Transportation (O&M)	CF	9300003367	10/31/2012	106.10
55000000	Transportation (O&M)	CF	9300003367	10/31/2012	(106.10)
55000000	Transportation (O&M)	CF	9300003368	10/31/2012	19.72
55000000	Transportation (O&M)	CF	9300003368	10/31/2012	(19.72)
55000000	Transportation (O&M)	CF	9300003372	10/31/2012	(801.32)
55000000	Transportation (O&M)	CF	9300003372	10/31/2012	801.32
55000000	Transportation (O&M)	CF	9300003373	10/31/2012	(26.06)
55000000	Transportation (O&M)	CF	9300003373	10/31/2012	26.06
55000000	Transportation (O&M)	CF	9300003374	10/31/2012	(82.69)
55000000	Transportation (O&M)	CF	9300003374	10/31/2012	82.69
55000000	Transportation (O&M)	CF	9300003378	10/31/2012	(1,934.47)
55000000	Transportation (O&M)	CF	9300003378	10/31/2012	1,934.47
55000000	Transportation (O&M)	CF	9300003381	10/31/2012	(256.84)
55000000	Transportation (O&M)	CF	9300003381	10/31/2012	256.84
55000000	Transportation (O&M)	CF	9300003383	10/31/2012	(744.94)
55000000	Transportation (O&M)	CF	9300003383	10/31/2012	744.94
55000000	Transportation (O&M)	CF	9300003384	10/31/2012	14.26
55000000	Transportation (O&M)	CF	9300003384	10/31/2012	(14.26)
55000000	Transportation (O&M)	CF	9300003387	10/31/2012	(1,130.80)
55000000	Transportation (O&M)	CF	9300003387	10/31/2012	1,130.80
55000000	Transportation (O&M)	CF	9300003390	10/31/2012	(88.05)
55000000	Transportation (O&M)	CF	9300003390	10/31/2012	88.05
55000000	Transportation (O&M)	CF	9300003392	10/31/2012	(4.94)
55000000	Transportation (O&M)	CF	9300003392	10/31/2012	4.94
55000000	Transportation (O&M)	CF	9300003395	10/31/2012	(141.85)
55000000	Transportation (O&M)	CF	9300003395	10/31/2012	141.85
55000000	Transportation (O&M)	CF	9300003396	10/31/2012	(235.29)
55000000	Transportation (O&M)	CF	9300003396	10/31/2012	235.29
55000000	Transportation (O&M)	CF	9300003399	10/31/2012	(22.00)

Kentucky American Water Company  
Case No. 2012-00520  
Response to PSC DR1, Item 31

Account	Description	Doc Type	Document Number	Posting Date	Amount
55000000	Transportation (O&M)	CF	9300003399	10/31/2012	22.00
55000000	Transportation (O&M)	CF	9300003400	10/31/2012	(1,041.11)
55000000	Transportation (O&M)	CF	9300003400	10/31/2012	1,041.11
55000000	Transportation (O&M)	CF	9300003402	10/31/2012	(2,941.33)
55000000	Transportation (O&M)	CF	9300003402	10/31/2012	2,941.33
55000000	Transportation (O&M)	CF	9300003403	10/31/2012	1.19
55000000	Transportation (O&M)	CF	9300003403	10/31/2012	(1.19)
55000000	Transportation (O&M)	CF	9300003404	10/31/2012	(2.97)
55000000	Transportation (O&M)	CF	9300003404	10/31/2012	2.97
55000000	Transportation (O&M)	CF	9300003405	10/31/2012	(148.23)
55000000	Transportation (O&M)	CF	9300003405	10/31/2012	148.23
55000000	Transportation (O&M)	CF	9300003406	10/31/2012	(1.09)
55000000	Transportation (O&M)	CF	9300003406	10/31/2012	1.09
55000000	Transportation (O&M)	CF	9300003409	10/31/2012	(1,274.69)
55000000	Transportation (O&M)	CF	9300003409	10/31/2012	1,274.69
55000000	Transportation (O&M)	CF	9300003413	10/31/2012	(509.00)
55000000	Transportation (O&M)	CF	9300003413	10/31/2012	509.00
55000000	Transportation (O&M)	CF	9300003416	10/31/2012	(1,457.55)
55000000	Transportation (O&M)	CF	9300003416	10/31/2012	1,457.55
55000000	Transportation (O&M)	CF	9300003417	10/31/2012	(275.15)
55000000	Transportation (O&M)	CF	9300003417	10/31/2012	275.15
55000000	Transportation (O&M)	CF	9300003418	10/31/2012	(149.54)
55000000	Transportation (O&M)	CF	9300003418	10/31/2012	149.54
55000000	Transportation (O&M)	CF	9300003419	10/31/2012	(1,088.84)
55000000	Transportation (O&M)	CF	9300003419	10/31/2012	1,088.84
55000000	Transportation (O&M)	CF	9300003423	10/31/2012	(5,628.99)
55000000	Transportation (O&M)	CF	9300003423	10/31/2012	5,628.99
55000000	Transportation (O&M)	CF	9300003424	10/31/2012	(1,025.25)
55000000	Transportation (O&M)	CF	9300003424	10/31/2012	1,025.25
55000000	Transportation (O&M)	CF	9300003425	10/31/2012	(87.36)
55000000	Transportation (O&M)	CF	9300003425	10/31/2012	87.36
55000000	Transportation (O&M)	CF	9300003426	10/31/2012	7.13
55000000	Transportation (O&M)	CF	9300003426	10/31/2012	(7.13)
55000000	Transportation (O&M)	CF	9300003427	10/31/2012	(183.99)
55000000	Transportation (O&M)	CF	9300003427	10/31/2012	183.99
55000000	Transportation (O&M)	CF	9300003429	10/31/2012	(22.34)
55000000	Transportation (O&M)	CF	9300003429	10/31/2012	22.34
55000000	Transportation (O&M)	CF	9300003431	10/31/2012	(158.64)
55000000	Transportation (O&M)	CF	9300003431	10/31/2012	158.64
55000000	Transportation (O&M)	CF	9300003433	10/31/2012	(187.50)
55000000	Transportation (O&M)	CF	9300003433	10/31/2012	187.50
55000000	Transportation (O&M)	CF	9300003434	10/31/2012	(103.58)
55000000	Transportation (O&M)	CF	9300003434	10/31/2012	103.58
55000000	Transportation (O&M)	CF	9300003436	10/31/2012	(4,910.74)
55000000	Transportation (O&M)	CF	9300003436	10/31/2012	4,910.74
55000000	Transportation (O&M)	CF	9300003437	10/31/2012	(332.02)
55000000	Transportation (O&M)	CF	9300003437	10/31/2012	332.02
55000000	Transportation (O&M)	CF	9300003439	10/31/2012	(186.55)
55000000	Transportation (O&M)	CF	9300003439	10/31/2012	186.55
55000000	Transportation (O&M)	CF	9300003440	10/31/2012	(950.67)
55000000	Transportation (O&M)	CF	9300003440	10/31/2012	950.67
55000000	Transportation (O&M)	CS	9300002951	10/31/2012	(1,147.80)
55000000	Transportation (O&M)	CS	9300002917	10/31/2012	(42.50)
55000014	Trans Oper TD	CS	9300002951	10/31/2012	1,147.80
55000016	Trans Oper AG	CS	9300002917	10/31/2012	42.50
55000100	Trans Cap Credits	UT	9300002864	10/31/2012	10.83
55000100	Trans Cap Credits	UT	9300003063	10/31/2012	(526.84)
55000100	Trans Cap Credits	UT	9300003370	10/31/2012	(1,329.78)
55000100	Trans Cap Credits	UT	9300002863	10/31/2012	(1.96)
55000100	Trans Cap Credits	UT	9300003062	10/31/2012	(9.03)
55000100	Trans Cap Credits	UT	9300003369	10/31/2012	(28.29)
55000100	Trans Cap Credits	UZ	2000000364	10/31/2012	(30.99)
55000100	Trans Cap Credits	UZ	2000000364	10/31/2012	(127.80)
55000100	Trans Cap Credits	UZ	2000000364	10/31/2012	48.83
55000100	Trans Cap Credits	UZ	2000000364	10/31/2012	(92.11)
55000100	Trans Cap Credits	UZ	2000000364	10/31/2012	(214.08)
55000100	Trans Cap Credits	UZ	2000000364	10/31/2012	80.58
55000100	Trans Cap Credits	UZ	2000000364	10/31/2012	27.74
55000100	Trans Cap Credits	UZ	2000000365	10/31/2012	21.47
55000100	Trans Cap Credits	UZ	2000000365	10/31/2012	11.68
55000100	Trans Cap Credits	UZ	2000000364	10/31/2012	(3.88)
55000100	Trans Cap Credits	UZ	2000000365	10/31/2012	24.81
55000100	Trans Cap Credits	UZ	2000000365	10/31/2012	9.51
55000100	Trans Cap Credits	UZ	2000000365	10/31/2012	(27.11)
55000100	Trans Cap Credits	UZ	2000000364	10/31/2012	(46.19)
55000100	Trans Cap Credits	UZ	2000000364	10/31/2012	14.48
55000100	Trans Cap Credits	UZ	2000000365	10/31/2012	(4.73)

Kentucky American Water Company  
Case No. 2012-00520  
Response to PSC DR1, Item 31

Account	Description	Doc Type	Document Number	Posting Date	Amount
55000100	Trans Cap Credits	UZ	2000000364	10/31/2012	33.05
55000100	Trans Cap Credits	UZ	2000000364	10/31/2012	(73.54)
55000100	Trans Cap Credits	UZ	2000000365	10/31/2012	(176.82)
55000100	Trans Cap Credits	UZ	2000000364	10/31/2012	6.48
55000100	Trans Cap Credits	UZ	2000000364	10/31/2012	(8.72)
55000100	Trans Cap Credits	UZ	2000000364	10/31/2012	30.45
55000100	Trans Cap Credits	UZ	2000000365	10/31/2012	(127.34)
55000100	Trans Cap Credits	UZ	2000000365	10/31/2012	85.39
55000100	Trans Cap Credits	UZ	2000000364	10/31/2012	(66.75)
55000100	Trans Cap Credits	UZ	2000000364	10/31/2012	(58.47)
55000100	Trans Cap Credits	UZ	2000000364	10/31/2012	24.16
55000100	Trans Cap Credits	UZ	2000000365	10/31/2012	(18.93)
55000100	Trans Cap Credits	UZ	2000000365	10/31/2012	5.04
55000100	Trans Cap Credits	UZ	2000000364	10/31/2012	(128.61)
55000100	Trans Cap Credits	UZ	2000000365	10/31/2012	(5.73)
55000100	Trans Cap Credits	UZ	2000000365	10/31/2012	(495.91)
55000100	Trans Cap Credits	UZ	2000000364	10/31/2012	(136.09)
55000100	Trans Cap Credits	UZ	2000000364	10/31/2012	(1.82)
55000100	Trans Cap Credits	UZ	2000000364	10/31/2012	(313.34)
55000100	Trans Cap Credits	UZ	2000000364	10/31/2012	(8.58)
55000100	Trans Cap Credits	UZ	2000000364	10/31/2012	(2.44)
55000100	Trans Cap Credits	UZ	2000000364	10/31/2012	(751.47)
55000100	Trans Cap Credits	UZ	2000000365	10/31/2012	29.36
55000100	Trans Cap Credits	UZ	2000000364	10/31/2012	(32.57)
55000100	Trans Cap Credits	UZ	2000000364	10/31/2012	(81.69)
55000100	Trans Cap Credits	UZ	2000000364	10/31/2012	(6.85)
55000100	Trans Cap Credits	UZ	2000000364	10/31/2012	(171.37)
55000100	Trans Cap Credits	UZ	2000000364	10/31/2012	(18.21)
55000100	Trans Cap Credits	UZ	2000000364	10/31/2012	(19.63)
55000100	Trans Cap Credits	UZ	2000000364	10/31/2012	(35.20)
55000100	Trans Cap Credits	UZ	2000000364	10/31/2012	(171.87)
55000100	Trans Cap Credits	UZ	2000000364	10/31/2012	68.33
55000100	Trans Cap Credits	UZ	2000000364	10/31/2012	(25.32)
55000100	Trans Cap Credits	UZ	2000000364	10/31/2012	(2.79)
55000100	Trans Cap Credits	UZ	2000000365	10/31/2012	(8.57)
55000100	Trans Cap Credits	UZ	2000000364	10/31/2012	(106.10)
55000100	Trans Cap Credits	UZ	2000000365	10/31/2012	(19.72)
55010100	Trans Lease Costs	SV	100001543	10/31/2012	1,518.90
55010200	Trans Lease Fuel	SV	100001543	10/31/2012	82,149.45
55010200	Trans Lease Fuel	SV	100001543	10/31/2012	13,213.06
55010200	Trans Lease Fuel	SV	100001543	10/31/2012	634.35
55010200	Trans Lease Fuel	SV	100001648	10/31/2012	10,799.53
55010200	Trans Lease Fuel	SV	100001648	10/31/2012	1,725.28
55010200	Trans Lease Fuel	SV	100001648	10/31/2012	102.63
55010300	Trans Lease Maint	SV	100001543	10/31/2012	44,831.68
55010300	Trans Lease Maint	SV	100001543	10/31/2012	2,031.35
55010300	Trans Lease Maint	SV	100001543	10/31/2012	441.27
55010300	Trans Lease Maint	SV	100001543	10/31/2012	(39,306.00)
55010300	Trans Lease Maint	SV	100001640	10/31/2012	1,353.09
55010300	Trans Lease Maint	SV	100001645	10/31/2012	1,911.72
55010300	Trans Lease Maint	CF	9300002952	10/31/2012	(4,477.97)
55010300	Trans Lease Maint	CF	9300002952	10/31/2012	4,477.97
55010300	Trans Lease Maint	CF	9300003121	10/31/2012	(758.96)
55010300	Trans Lease Maint	CF	9300003121	10/31/2012	758.96
55010300	Trans Lease Maint	CF	9300003152	10/31/2012	2,931.59
55010300	Trans Lease Maint	CF	9300003152	10/31/2012	(2,931.59)
55010500	Trans Reimb EE Prsnl	CF	9300002874	10/31/2012	(172.42)
55010500	Trans Reimb EE Prsnl	CF	9300002874	10/31/2012	172.42
55010500	Trans Reimb EE Prsnl	UT	9300002864	10/31/2012	(9.07)
55110000	Ins Vehicle	SA	100001479	10/31/2012	2,949.17
55110000	Ins Vehicle	CF	9300003378	10/31/2012	(2,949.17)
55110000	Ins Vehicle	CF	9300003378	10/31/2012	2,949.17
55710000	Ins General Lialilty	SA	100001475	10/31/2012	66.42
55710000	Ins General Lialilty	SA	100001476	10/31/2012	412.95
55710000	Ins General Lialilty	SA	100001477	10/31/2012	782.78
55710000	Ins General Lialilty	SA	100001480	10/31/2012	824.99
55710000	Ins General Lialilty	SA	100001481	10/31/2012	4,510.47
55710000	Ins General Lialilty	SA	100001483	10/31/2012	17,685.20
55710000	Ins General Lialilty	SA	100001485	10/31/2012	532.99
55710000	Ins General Lialilty	SA	100001486	10/31/2012	146.85
55710000	Ins General Lialilty	SA	100001489	10/31/2012	231.37
55710000	Ins General Lialilty	SA	100001490	10/31/2012	209.59
55710000	Ins General Lialilty	CF	9300003378	10/31/2012	(24,815.80)
55710000	Ins General Lialilty	CF	9300003378	10/31/2012	24,815.80
55710000	Ins General Lialilty	CF	9300003413	10/31/2012	(587.81)
55710000	Ins General Lialilty	CF	9300003413	10/31/2012	587.81
55720000	Ins Work Comp	SA	100001482	10/31/2012	13,570.32

Kentucky American Water Company  
Case No. 2012-00520  
Response to PSC DR1, Item 31

Account	Description	Doc Type	Document Number	Posting Date	Amount
55720000	Ins Work Comp	CF	9300002784	10/31/2012	(43.23)
55720000	Ins Work Comp	CF	9300002784	10/31/2012	43.23
55720000	Ins Work Comp	CF	9300002785	10/31/2012	(264.94)
55720000	Ins Work Comp	CF	9300002785	10/31/2012	264.94
55720000	Ins Work Comp	CF	9300002786	10/31/2012	(1.16)
55720000	Ins Work Comp	CF	9300002786	10/31/2012	1.16
55720000	Ins Work Comp	CF	9300002787	10/31/2012	6.91
55720000	Ins Work Comp	CF	9300002787	10/31/2012	(6.91)
55720000	Ins Work Comp	CF	9300002788	10/31/2012	(3.72)
55720000	Ins Work Comp	CF	9300002788	10/31/2012	3.72
55720000	Ins Work Comp	CF	9300002789	10/31/2012	47.56
55720000	Ins Work Comp	CF	9300002789	10/31/2012	(47.56)
55720000	Ins Work Comp	CF	9300002790	10/31/2012	(32.08)
55720000	Ins Work Comp	CF	9300002790	10/31/2012	32.08
55720000	Ins Work Comp	CF	9300002791	10/31/2012	(142.17)
55720000	Ins Work Comp	CF	9300002791	10/31/2012	142.17
55720000	Ins Work Comp	CF	9300002792	10/31/2012	10.80
55720000	Ins Work Comp	CF	9300002792	10/31/2012	(10.80)
55720000	Ins Work Comp	CF	9300002793	10/31/2012	(19.77)
55720000	Ins Work Comp	CF	9300002793	10/31/2012	19.77
55720000	Ins Work Comp	CF	9300002794	10/31/2012	5.76
55720000	Ins Work Comp	CF	9300002794	10/31/2012	(5.76)
55720000	Ins Work Comp	CF	9300002795	10/31/2012	17.17
55720000	Ins Work Comp	CF	9300002795	10/31/2012	(17.17)
55720000	Ins Work Comp	CF	9300002796	10/31/2012	56.54
55720000	Ins Work Comp	CF	9300002796	10/31/2012	(56.54)
55720000	Ins Work Comp	CF	9300002797	10/31/2012	(6.56)
55720000	Ins Work Comp	CF	9300002797	10/31/2012	6.56
55720000	Ins Work Comp	CF	9300002798	10/31/2012	0.96
55720000	Ins Work Comp	CF	9300002798	10/31/2012	(0.96)
55720000	Ins Work Comp	CF	9300002799	10/31/2012	25.74
55720000	Ins Work Comp	CF	9300002799	10/31/2012	(25.74)
55720000	Ins Work Comp	CF	9300002800	10/31/2012	23.85
55720000	Ins Work Comp	CF	9300002800	10/31/2012	(23.85)
55720000	Ins Work Comp	CF	9300002801	10/31/2012	(12.45)
55720000	Ins Work Comp	CF	9300002801	10/31/2012	12.45
55720000	Ins Work Comp	CF	9300002802	10/31/2012	1.03
55720000	Ins Work Comp	CF	9300002802	10/31/2012	(1.03)
55720000	Ins Work Comp	CF	9300002803	10/31/2012	(1.03)
55720000	Ins Work Comp	CF	9300002803	10/31/2012	1.03
55720000	Ins Work Comp	CF	9300002804	10/31/2012	(1.95)
55720000	Ins Work Comp	CF	9300002804	10/31/2012	1.95
55720000	Ins Work Comp	CF	9300002805	10/31/2012	(2.99)
55720000	Ins Work Comp	CF	9300002805	10/31/2012	2.99
55720000	Ins Work Comp	CF	9300002806	10/31/2012	9.91
55720000	Ins Work Comp	CF	9300002806	10/31/2012	(9.91)
55720000	Ins Work Comp	CF	9300002807	10/31/2012	1.29
55720000	Ins Work Comp	CF	9300002807	10/31/2012	(1.29)
55720000	Ins Work Comp	CF	9300002808	10/31/2012	1.72
55720000	Ins Work Comp	CF	9300002808	10/31/2012	(1.72)
55720000	Ins Work Comp	CF	9300002809	10/31/2012	(17.87)
55720000	Ins Work Comp	CF	9300002809	10/31/2012	17.87
55720000	Ins Work Comp	CF	9300002810	10/31/2012	(8.08)
55720000	Ins Work Comp	CF	9300002810	10/31/2012	8.08
55720000	Ins Work Comp	CF	9300002811	10/31/2012	(2.48)
55720000	Ins Work Comp	CF	9300002811	10/31/2012	2.48
55720000	Ins Work Comp	CF	9300002812	10/31/2012	(0.41)
55720000	Ins Work Comp	CF	9300002812	10/31/2012	0.41
55720000	Ins Work Comp	CF	9300002813	10/31/2012	1.03
55720000	Ins Work Comp	CF	9300002813	10/31/2012	(1.03)
55720000	Ins Work Comp	CF	9300002814	10/31/2012	(14.79)
55720000	Ins Work Comp	CF	9300002814	10/31/2012	14.79
55720000	Ins Work Comp	CF	9300002815	10/31/2012	(41.66)
55720000	Ins Work Comp	CF	9300002815	10/31/2012	41.66
55720000	Ins Work Comp	CF	9300002816	10/31/2012	(4.96)
55720000	Ins Work Comp	CF	9300002816	10/31/2012	4.96
55720000	Ins Work Comp	CF	9300002817	10/31/2012	3.44
55720000	Ins Work Comp	CF	9300002817	10/31/2012	(3.44)
55720000	Ins Work Comp	CF	9300002818	10/31/2012	(35.76)
55720000	Ins Work Comp	CF	9300002818	10/31/2012	35.76
55720000	Ins Work Comp	CF	9300002819	10/31/2012	39.69
55720000	Ins Work Comp	CF	9300002819	10/31/2012	(39.69)
55720000	Ins Work Comp	CF	9300002820	10/31/2012	(9.70)
55720000	Ins Work Comp	CF	9300002820	10/31/2012	9.70
55720000	Ins Work Comp	CF	9300002821	10/31/2012	1.76
55720000	Ins Work Comp	CF	9300002821	10/31/2012	(1.76)
55720000	Ins Work Comp	CF	9300002822	10/31/2012	1.35

Kentucky American Water Company  
Case No. 2012-00520  
Response to PSC DR1, Item 31

Account	Description	Doc Type	Document Number	Posting Date	Amount
55720000	Ins Work Comp	CF	9300002822	10/31/2012	(1.35)
55720000	Ins Work Comp	CF	9300002823	10/31/2012	(8.10)
55720000	Ins Work Comp	CF	9300002823	10/31/2012	8.10
55720000	Ins Work Comp	CF	9300002824	10/31/2012	(7.46)
55720000	Ins Work Comp	CF	9300002824	10/31/2012	7.46
55720000	Ins Work Comp	CF	9300002825	10/31/2012	(9.64)
55720000	Ins Work Comp	CF	9300002825	10/31/2012	9.64
55720000	Ins Work Comp	CF	9300002826	10/31/2012	(28.01)
55720000	Ins Work Comp	CF	9300002826	10/31/2012	28.01
55720000	Ins Work Comp	CF	9300002827	10/31/2012	6.95
55720000	Ins Work Comp	CF	9300002827	10/31/2012	(6.95)
55720000	Ins Work Comp	CF	9300002828	10/31/2012	(16.97)
55720000	Ins Work Comp	CF	9300002828	10/31/2012	16.97
55720000	Ins Work Comp	CF	9300002829	10/31/2012	35.38
55720000	Ins Work Comp	CF	9300002829	10/31/2012	(35.38)
55720000	Ins Work Comp	CF	9300002830	10/31/2012	(3.30)
55720000	Ins Work Comp	CF	9300002830	10/31/2012	3.30
55720000	Ins Work Comp	CF	9300002831	10/31/2012	(8.62)
55720000	Ins Work Comp	CF	9300002831	10/31/2012	8.62
55720000	Ins Work Comp	CF	9300002832	10/31/2012	(5.03)
55720000	Ins Work Comp	CF	9300002832	10/31/2012	5.03
55720000	Ins Work Comp	CF	9300002833	10/31/2012	8.62
55720000	Ins Work Comp	CF	9300002833	10/31/2012	(8.62)
55720000	Ins Work Comp	CF	9300002834	10/31/2012	5.74
55720000	Ins Work Comp	CF	9300002834	10/31/2012	(5.74)
55720000	Ins Work Comp	CF	9300002835	10/31/2012	(11.49)
55720000	Ins Work Comp	CF	9300002835	10/31/2012	11.49
55720000	Ins Work Comp	CF	9300002836	10/31/2012	(33.85)
55720000	Ins Work Comp	CF	9300002836	10/31/2012	33.85
55720000	Ins Work Comp	CF	9300002837	10/31/2012	(29.68)
55720000	Ins Work Comp	CF	9300002837	10/31/2012	29.68
55720000	Ins Work Comp	CF	9300002838	10/31/2012	33.59
55720000	Ins Work Comp	CF	9300002838	10/31/2012	(33.59)
55720000	Ins Work Comp	CF	9300002839	10/31/2012	1.73
55720000	Ins Work Comp	CF	9300002839	10/31/2012	(1.73)
55720000	Ins Work Comp	CF	9300002840	10/31/2012	(1.75)
55720000	Ins Work Comp	CF	9300002840	10/31/2012	1.75
55720000	Ins Work Comp	CF	9300002841	10/31/2012	6.58
55720000	Ins Work Comp	CF	9300002841	10/31/2012	(6.58)
55720000	Ins Work Comp	CF	9300002842	10/31/2012	(8.40)
55720000	Ins Work Comp	CF	9300002842	10/31/2012	8.40
55720000	Ins Work Comp	CF	9300002843	10/31/2012	(17.85)
55720000	Ins Work Comp	CF	9300002843	10/31/2012	17.85
55720000	Ins Work Comp	CF	9300002844	10/31/2012	(2.48)
55720000	Ins Work Comp	CF	9300002844	10/31/2012	2.48
55720000	Ins Work Comp	CF	9300002845	10/31/2012	17.68
55720000	Ins Work Comp	CF	9300002845	10/31/2012	(17.68)
55720000	Ins Work Comp	CF	9300002846	10/31/2012	5.37
55720000	Ins Work Comp	CF	9300002846	10/31/2012	(5.37)
55720000	Ins Work Comp	CF	9300002847	10/31/2012	3.62
55720000	Ins Work Comp	CF	9300002847	10/31/2012	(3.62)
55720000	Ins Work Comp	CF	9300002848	10/31/2012	(51.27)
55720000	Ins Work Comp	CF	9300002848	10/31/2012	51.27
55720000	Ins Work Comp	CF	9300002849	10/31/2012	37.70
55720000	Ins Work Comp	CF	9300002849	10/31/2012	(37.70)
55720000	Ins Work Comp	CF	9300002850	10/31/2012	0.85
55720000	Ins Work Comp	CF	9300002850	10/31/2012	(0.85)
55720000	Ins Work Comp	CF	9300002851	10/31/2012	11.20
55720000	Ins Work Comp	CF	9300002851	10/31/2012	(11.20)
55720000	Ins Work Comp	CF	9300002852	10/31/2012	0.63
55720000	Ins Work Comp	CF	9300002852	10/31/2012	(0.63)
55720000	Ins Work Comp	CF	9300002853	10/31/2012	(3.46)
55720000	Ins Work Comp	CF	9300002853	10/31/2012	3.46
55720000	Ins Work Comp	CF	9300002854	10/31/2012	(35.11)
55720000	Ins Work Comp	CF	9300002854	10/31/2012	35.11
55720000	Ins Work Comp	CF	9300002855	10/31/2012	1.68
55720000	Ins Work Comp	CF	9300002855	10/31/2012	(1.68)
55720000	Ins Work Comp	CF	9300002856	10/31/2012	8.19
55720000	Ins Work Comp	CF	9300002856	10/31/2012	(8.19)
55720000	Ins Work Comp	CF	9300002857	10/31/2012	20.10
55720000	Ins Work Comp	CF	9300002857	10/31/2012	(20.10)
55720000	Ins Work Comp	CF	9300002858	10/31/2012	(23.75)
55720000	Ins Work Comp	CF	9300002858	10/31/2012	23.75
55720000	Ins Work Comp	CF	9300002859	10/31/2012	(2.23)
55720000	Ins Work Comp	CF	9300002859	10/31/2012	2.23
55720000	Ins Work Comp	CF	9300002860	10/31/2012	(0.74)
55720000	Ins Work Comp	CF	9300002860	10/31/2012	0.74

Kentucky American Water Company  
Case No. 2012-00520  
Response to PSC DR1, Item 31

Account	Description	Doc Type	Document Number	Posting Date	Amount
55720000	Ins Work Comp	CF	9300002861	10/31/2012	2.98
55720000	Ins Work Comp	CF	9300002861	10/31/2012	(2.98)
55720000	Ins Work Comp	CF	9300002862	10/31/2012	(6.93)
55720000	Ins Work Comp	CF	9300002862	10/31/2012	6.93
55720000	Ins Work Comp	CF	9300002866	10/31/2012	43.23
55720000	Ins Work Comp	CF	9300002866	10/31/2012	(43.23)
55720000	Ins Work Comp	CF	9300002868	10/31/2012	1.16
55720000	Ins Work Comp	CF	9300002868	10/31/2012	(1.16)
55720000	Ins Work Comp	CF	9300002870	10/31/2012	(6.91)
55720000	Ins Work Comp	CF	9300002870	10/31/2012	6.91
55720000	Ins Work Comp	CF	9300002874	10/31/2012	(9.91)
55720000	Ins Work Comp	CF	9300002874	10/31/2012	9.91
55720000	Ins Work Comp	CF	9300002880	10/31/2012	12.45
55720000	Ins Work Comp	CF	9300002880	10/31/2012	(12.45)
55720000	Ins Work Comp	CF	9300002882	10/31/2012	1.03
55720000	Ins Work Comp	CF	9300002882	10/31/2012	(1.03)
55720000	Ins Work Comp	CF	9300002885	10/31/2012	4.96
55720000	Ins Work Comp	CF	9300002885	10/31/2012	(4.96)
55720000	Ins Work Comp	CF	9300002887	10/31/2012	3.72
55720000	Ins Work Comp	CF	9300002887	10/31/2012	(3.72)
55720000	Ins Work Comp	CF	9300002889	10/31/2012	32.08
55720000	Ins Work Comp	CF	9300002889	10/31/2012	(32.08)
55720000	Ins Work Comp	CF	9300002891	10/31/2012	(1.72)
55720000	Ins Work Comp	CF	9300002891	10/31/2012	1.72
55720000	Ins Work Comp	CF	9300002893	10/31/2012	(5.76)
55720000	Ins Work Comp	CF	9300002893	10/31/2012	5.76
55720000	Ins Work Comp	CF	9300002895	10/31/2012	2.99
55720000	Ins Work Comp	CF	9300002895	10/31/2012	(2.99)
55720000	Ins Work Comp	CF	9300002897	10/31/2012	(1.29)
55720000	Ins Work Comp	CF	9300002897	10/31/2012	1.29
55720000	Ins Work Comp	CF	9300002902	10/31/2012	(56.54)
55720000	Ins Work Comp	CF	9300002902	10/31/2012	56.54
55720000	Ins Work Comp	CF	9300002905	10/31/2012	0.41
55720000	Ins Work Comp	CF	9300002905	10/31/2012	(0.41)
55720000	Ins Work Comp	CF	9300002907	10/31/2012	(1.03)
55720000	Ins Work Comp	CF	9300002907	10/31/2012	1.03
55720000	Ins Work Comp	CF	9300002909	10/31/2012	14.79
55720000	Ins Work Comp	CF	9300002909	10/31/2012	(14.79)
55720000	Ins Work Comp	CF	9300002911	10/31/2012	6.56
55720000	Ins Work Comp	CF	9300002911	10/31/2012	(6.56)
55720000	Ins Work Comp	CF	9300002916	10/31/2012	(25.74)
55720000	Ins Work Comp	CF	9300002916	10/31/2012	25.74
55720000	Ins Work Comp	CF	9300002918	10/31/2012	1.95
55720000	Ins Work Comp	CF	9300002918	10/31/2012	(1.95)
55720000	Ins Work Comp	CF	9300002920	10/31/2012	(47.56)
55720000	Ins Work Comp	CF	9300002920	10/31/2012	47.56
55720000	Ins Work Comp	CF	9300002923	10/31/2012	(17.17)
55720000	Ins Work Comp	CF	9300002923	10/31/2012	17.17
55720000	Ins Work Comp	CF	9300002925	10/31/2012	41.66
55720000	Ins Work Comp	CF	9300002925	10/31/2012	(41.66)
55720000	Ins Work Comp	CF	9300002927	10/31/2012	35.76
55720000	Ins Work Comp	CF	9300002927	10/31/2012	(35.76)
55720000	Ins Work Comp	CF	9300002932	10/31/2012	264.94
55720000	Ins Work Comp	CF	9300002932	10/31/2012	(264.94)
55720000	Ins Work Comp	CF	9300002935	10/31/2012	(23.85)
55720000	Ins Work Comp	CF	9300002935	10/31/2012	23.85
55720000	Ins Work Comp	CF	9300002937	10/31/2012	8.08
55720000	Ins Work Comp	CF	9300002937	10/31/2012	(8.08)
55720000	Ins Work Comp	CF	9300002939	10/31/2012	2.48
55720000	Ins Work Comp	CF	9300002939	10/31/2012	(2.48)
55720000	Ins Work Comp	CF	9300002941	10/31/2012	(3.44)
55720000	Ins Work Comp	CF	9300002941	10/31/2012	3.44
55720000	Ins Work Comp	CF	9300002943	10/31/2012	(0.96)
55720000	Ins Work Comp	CF	9300002943	10/31/2012	0.96
55720000	Ins Work Comp	CF	9300002946	10/31/2012	(10.80)
55720000	Ins Work Comp	CF	9300002946	10/31/2012	10.80
55720000	Ins Work Comp	CF	9300002948	10/31/2012	(1.03)
55720000	Ins Work Comp	CF	9300002948	10/31/2012	1.03
55720000	Ins Work Comp	CF	9300002952	10/31/2012	142.17
55720000	Ins Work Comp	CF	9300002952	10/31/2012	(142.17)
55720000	Ins Work Comp	CF	9300002954	10/31/2012	19.77
55720000	Ins Work Comp	CF	9300002954	10/31/2012	(19.77)
55720000	Ins Work Comp	CF	9300002956	10/31/2012	17.87
55720000	Ins Work Comp	CF	9300002956	10/31/2012	(17.87)
55720000	Ins Work Comp	CF	9300002958	10/31/2012	(39.69)
55720000	Ins Work Comp	CF	9300002958	10/31/2012	39.69
55720000	Ins Work Comp	CF	9300002990	10/31/2012	321.75

Kentucky American Water Company  
Case No. 2012-00520  
Response to PSC DR1, Item 31

Account	Description	Doc Type	Document Number	Posting Date	Amount
55720000	Ins Work Comp	CF	9300002990	10/31/2012	(321.75)
55720000	Ins Work Comp	CF	9300002991	10/31/2012	36.00
55720000	Ins Work Comp	CF	9300002991	10/31/2012	(36.00)
55720000	Ins Work Comp	CF	9300002992	10/31/2012	2,221.42
55720000	Ins Work Comp	CF	9300002992	10/31/2012	(2,221.42)
55720000	Ins Work Comp	CF	9300002993	10/31/2012	10.22
55720000	Ins Work Comp	CF	9300002993	10/31/2012	(10.22)
55720000	Ins Work Comp	CF	9300002994	10/31/2012	21.83
55720000	Ins Work Comp	CF	9300002994	10/31/2012	(21.83)
55720000	Ins Work Comp	CF	9300002995	10/31/2012	396.75
55720000	Ins Work Comp	CF	9300002995	10/31/2012	(396.75)
55720000	Ins Work Comp	CF	9300002996	10/31/2012	459.04
55720000	Ins Work Comp	CF	9300002996	10/31/2012	(459.04)
55720000	Ins Work Comp	CF	9300002997	10/31/2012	62.68
55720000	Ins Work Comp	CF	9300002997	10/31/2012	(62.68)
55720000	Ins Work Comp	CF	9300002998	10/31/2012	1,813.14
55720000	Ins Work Comp	CF	9300002998	10/31/2012	(1,813.14)
55720000	Ins Work Comp	CF	9300002999	10/31/2012	44.34
55720000	Ins Work Comp	CF	9300002999	10/31/2012	(44.34)
55720000	Ins Work Comp	CF	9300003000	10/31/2012	135.17
55720000	Ins Work Comp	CF	9300003000	10/31/2012	(135.17)
55720000	Ins Work Comp	CF	9300003001	10/31/2012	43.54
55720000	Ins Work Comp	CF	9300003001	10/31/2012	(43.54)
55720000	Ins Work Comp	CF	9300003002	10/31/2012	78.46
55720000	Ins Work Comp	CF	9300003002	10/31/2012	(78.46)
55720000	Ins Work Comp	CF	9300003003	10/31/2012	965.78
55720000	Ins Work Comp	CF	9300003003	10/31/2012	(965.78)
55720000	Ins Work Comp	CF	9300003004	10/31/2012	6.94
55720000	Ins Work Comp	CF	9300003004	10/31/2012	(6.94)
55720000	Ins Work Comp	CF	9300003005	10/31/2012	6.81
55720000	Ins Work Comp	CF	9300003005	10/31/2012	(6.81)
55720000	Ins Work Comp	CF	9300003006	10/31/2012	417.31
55720000	Ins Work Comp	CF	9300003006	10/31/2012	(417.31)
55720000	Ins Work Comp	CF	9300003007	10/31/2012	332.50
55720000	Ins Work Comp	CF	9300003007	10/31/2012	(332.50)
55720000	Ins Work Comp	CF	9300003008	10/31/2012	101.72
55720000	Ins Work Comp	CF	9300003008	10/31/2012	(101.72)
55720000	Ins Work Comp	CF	9300003009	10/31/2012	64.14
55720000	Ins Work Comp	CF	9300003009	10/31/2012	(64.14)
55720000	Ins Work Comp	CF	9300003010	10/31/2012	259.95
55720000	Ins Work Comp	CF	9300003010	10/31/2012	(259.95)
55720000	Ins Work Comp	CF	9300003011	10/31/2012	178.86
55720000	Ins Work Comp	CF	9300003011	10/31/2012	(178.86)
55720000	Ins Work Comp	CF	9300003012	10/31/2012	10.64
55720000	Ins Work Comp	CF	9300003012	10/31/2012	(10.64)
55720000	Ins Work Comp	CF	9300003013	10/31/2012	662.46
55720000	Ins Work Comp	CF	9300003013	10/31/2012	(662.46)
55720000	Ins Work Comp	CF	9300003014	10/31/2012	360.57
55720000	Ins Work Comp	CF	9300003014	10/31/2012	(360.57)
55720000	Ins Work Comp	CF	9300003015	10/31/2012	82.71
55720000	Ins Work Comp	CF	9300003015	10/31/2012	(82.71)
55720000	Ins Work Comp	CF	9300003016	10/31/2012	38.44
55720000	Ins Work Comp	CF	9300003016	10/31/2012	(38.44)
55720000	Ins Work Comp	CF	9300003017	10/31/2012	66.31
55720000	Ins Work Comp	CF	9300003017	10/31/2012	(66.31)
55720000	Ins Work Comp	CF	9300003018	10/31/2012	93.64
55720000	Ins Work Comp	CF	9300003018	10/31/2012	(93.64)
55720000	Ins Work Comp	CF	9300003019	10/31/2012	60.51
55720000	Ins Work Comp	CF	9300003019	10/31/2012	(60.51)
55720000	Ins Work Comp	CF	9300003020	10/31/2012	414.21
55720000	Ins Work Comp	CF	9300003020	10/31/2012	(414.21)
55720000	Ins Work Comp	CF	9300003021	10/31/2012	81.78
55720000	Ins Work Comp	CF	9300003021	10/31/2012	(81.78)
55720000	Ins Work Comp	CF	9300003022	10/31/2012	290.74
55720000	Ins Work Comp	CF	9300003022	10/31/2012	(290.74)
55720000	Ins Work Comp	CF	9300003023	10/31/2012	471.53
55720000	Ins Work Comp	CF	9300003023	10/31/2012	(471.53)
55720000	Ins Work Comp	CF	9300003024	10/31/2012	8.07
55720000	Ins Work Comp	CF	9300003024	10/31/2012	(8.07)
55720000	Ins Work Comp	CF	9300003025	10/31/2012	4.04
55720000	Ins Work Comp	CF	9300003025	10/31/2012	(4.04)
55720000	Ins Work Comp	CF	9300003026	10/31/2012	67.46
55720000	Ins Work Comp	CF	9300003026	10/31/2012	(67.46)
55720000	Ins Work Comp	CF	9300003027	10/31/2012	32.01
55720000	Ins Work Comp	CF	9300003027	10/31/2012	(32.01)
55720000	Ins Work Comp	CF	9300003028	10/31/2012	9.04
55720000	Ins Work Comp	CF	9300003028	10/31/2012	(9.04)



Kentucky American Water Company  
Case No. 2012-00520  
Response to PSC DR1, Item 31

Account	Description	Doc Type	Document Number	Posting Date	Amount
55720000	Ins Work Comp	CF	9300003029	10/31/2012	10.77
55720000	Ins Work Comp	CF	9300003029	10/31/2012	(10.77)
55720000	Ins Work Comp	CF	9300003030	10/31/2012	9.42
55720000	Ins Work Comp	CF	9300003030	10/31/2012	(9.42)
55720000	Ins Work Comp	CF	9300003031	10/31/2012	16.05
55720000	Ins Work Comp	CF	9300003031	10/31/2012	(16.05)
55720000	Ins Work Comp	CF	9300003032	10/31/2012	52.84
55720000	Ins Work Comp	CF	9300003032	10/31/2012	(52.84)
55720000	Ins Work Comp	CF	9300003033	10/31/2012	19.82
55720000	Ins Work Comp	CF	9300003033	10/31/2012	(19.82)
55720000	Ins Work Comp	CF	9300003034	10/31/2012	1.64
55720000	Ins Work Comp	CF	9300003034	10/31/2012	(1.64)
55720000	Ins Work Comp	CF	9300003035	10/31/2012	23.27
55720000	Ins Work Comp	CF	9300003035	10/31/2012	(23.27)
55720000	Ins Work Comp	CF	9300003036	10/31/2012	3.03
55720000	Ins Work Comp	CF	9300003036	10/31/2012	(3.03)
55720000	Ins Work Comp	CF	9300003037	10/31/2012	(2.25)
55720000	Ins Work Comp	CF	9300003037	10/31/2012	2.25
55720000	Ins Work Comp	CF	9300003038	10/31/2012	10.67
55720000	Ins Work Comp	CF	9300003038	10/31/2012	(10.67)
55720000	Ins Work Comp	CF	9300003039	10/31/2012	21.47
55720000	Ins Work Comp	CF	9300003039	10/31/2012	(21.47)
55720000	Ins Work Comp	CF	9300003040	10/31/2012	38.17
55720000	Ins Work Comp	CF	9300003040	10/31/2012	(38.17)
55720000	Ins Work Comp	CF	9300003041	10/31/2012	47.18
55720000	Ins Work Comp	CF	9300003041	10/31/2012	(47.18)
55720000	Ins Work Comp	CF	9300003042	10/31/2012	154.69
55720000	Ins Work Comp	CF	9300003042	10/31/2012	(154.69)
55720000	Ins Work Comp	CF	9300003043	10/31/2012	1.99
55720000	Ins Work Comp	CF	9300003043	10/31/2012	(1.99)
55720000	Ins Work Comp	CF	9300003044	10/31/2012	41.93
55720000	Ins Work Comp	CF	9300003044	10/31/2012	(41.93)
55720000	Ins Work Comp	CF	9300003045	10/31/2012	7.70
55720000	Ins Work Comp	CF	9300003045	10/31/2012	(7.70)
55720000	Ins Work Comp	CF	9300003046	10/31/2012	41.07
55720000	Ins Work Comp	CF	9300003046	10/31/2012	(41.07)
55720000	Ins Work Comp	CF	9300003047	10/31/2012	223.49
55720000	Ins Work Comp	CF	9300003047	10/31/2012	(223.49)
55720000	Ins Work Comp	CF	9300003048	10/31/2012	2.99
55720000	Ins Work Comp	CF	9300003048	10/31/2012	(2.99)
55720000	Ins Work Comp	CF	9300003049	10/31/2012	97.71
55720000	Ins Work Comp	CF	9300003049	10/31/2012	(97.71)
55720000	Ins Work Comp	CF	9300003050	10/31/2012	2.38
55720000	Ins Work Comp	CF	9300003050	10/31/2012	(2.38)
55720000	Ins Work Comp	CF	9300003051	10/31/2012	31.85
55720000	Ins Work Comp	CF	9300003051	10/31/2012	(31.85)
55720000	Ins Work Comp	CF	9300003052	10/31/2012	94.67
55720000	Ins Work Comp	CF	9300003052	10/31/2012	(94.67)
55720000	Ins Work Comp	CF	9300003053	10/31/2012	5.14
55720000	Ins Work Comp	CF	9300003053	10/31/2012	(5.14)
55720000	Ins Work Comp	CF	9300003054	10/31/2012	6.33
55720000	Ins Work Comp	CF	9300003054	10/31/2012	(6.33)
55720000	Ins Work Comp	CF	9300003055	10/31/2012	4.04
55720000	Ins Work Comp	CF	9300003055	10/31/2012	(4.04)
55720000	Ins Work Comp	CF	9300003056	10/31/2012	39.63
55720000	Ins Work Comp	CF	9300003056	10/31/2012	(39.63)
55720000	Ins Work Comp	CF	9300003057	10/31/2012	11.03
55720000	Ins Work Comp	CF	9300003057	10/31/2012	(11.03)
55720000	Ins Work Comp	CF	9300003058	10/31/2012	1.71
55720000	Ins Work Comp	CF	9300003058	10/31/2012	(1.71)
55720000	Ins Work Comp	CF	9300003059	10/31/2012	43.81
55720000	Ins Work Comp	CF	9300003059	10/31/2012	(43.81)
55720000	Ins Work Comp	CF	9300003060	10/31/2012	6.85
55720000	Ins Work Comp	CF	9300003060	10/31/2012	(6.85)
55720000	Ins Work Comp	CF	9300003065	10/31/2012	(321.75)
55720000	Ins Work Comp	CF	9300003065	10/31/2012	321.75
55720000	Ins Work Comp	CF	9300003067	10/31/2012	(10.22)
55720000	Ins Work Comp	CF	9300003067	10/31/2012	10.22
55720000	Ins Work Comp	CF	9300003069	10/31/2012	(21.83)
55720000	Ins Work Comp	CF	9300003069	10/31/2012	21.83
55720000	Ins Work Comp	CF	9300003072	10/31/2012	(662.46)
55720000	Ins Work Comp	CF	9300003072	10/31/2012	662.46
55720000	Ins Work Comp	CF	9300003079	10/31/2012	(101.72)
55720000	Ins Work Comp	CF	9300003079	10/31/2012	101.72
55720000	Ins Work Comp	CF	9300003081	10/31/2012	(259.95)
55720000	Ins Work Comp	CF	9300003081	10/31/2012	259.95
55720000	Ins Work Comp	CF	9300003086	10/31/2012	(396.75)

Kentucky American Water Company  
Case No. 2012-00520  
Response to PSC DR1, Item 31

Account	Description	Doc Type	Document Number	Posting Date	Amount
55720000	Ins Work Comp	CF	9300003086	10/31/2012	396.75
55720000	Ins Work Comp	CF	9300003090	10/31/2012	(62.68)
55720000	Ins Work Comp	CF	9300003090	10/31/2012	62.68
55720000	Ins Work Comp	CF	9300003096	10/31/2012	(43.54)
55720000	Ins Work Comp	CF	9300003096	10/31/2012	43.54
55720000	Ins Work Comp	CF	9300003098	10/31/2012	(81.78)
55720000	Ins Work Comp	CF	9300003098	10/31/2012	81.78
55720000	Ins Work Comp	CF	9300003101	10/31/2012	(10.64)
55720000	Ins Work Comp	CF	9300003101	10/31/2012	10.64
55720000	Ins Work Comp	CF	9300003103	10/31/2012	(360.57)
55720000	Ins Work Comp	CF	9300003103	10/31/2012	360.57
55720000	Ins Work Comp	CF	9300003107	10/31/2012	(965.78)
55720000	Ins Work Comp	CF	9300003107	10/31/2012	965.78
55720000	Ins Work Comp	CF	9300003110	10/31/2012	(66.31)
55720000	Ins Work Comp	CF	9300003110	10/31/2012	66.31
55720000	Ins Work Comp	CF	9300003112	10/31/2012	(6.94)
55720000	Ins Work Comp	CF	9300003112	10/31/2012	6.94
55720000	Ins Work Comp	CF	9300003117	10/31/2012	(417.31)
55720000	Ins Work Comp	CF	9300003117	10/31/2012	417.31
55720000	Ins Work Comp	CF	9300003121	10/31/2012	(178.86)
55720000	Ins Work Comp	CF	9300003121	10/31/2012	178.86
55720000	Ins Work Comp	CF	9300003124	10/31/2012	(459.04)
55720000	Ins Work Comp	CF	9300003124	10/31/2012	459.04
55720000	Ins Work Comp	CF	9300003127	10/31/2012	(78.46)
55720000	Ins Work Comp	CF	9300003127	10/31/2012	78.46
55720000	Ins Work Comp	CF	9300003129	10/31/2012	(93.64)
55720000	Ins Work Comp	CF	9300003129	10/31/2012	93.64
55720000	Ins Work Comp	CF	9300003131	10/31/2012	(414.21)
55720000	Ins Work Comp	CF	9300003131	10/31/2012	414.21
55720000	Ins Work Comp	CF	9300003135	10/31/2012	(2,221.42)
55720000	Ins Work Comp	CF	9300003135	10/31/2012	2,221.42
55720000	Ins Work Comp	CF	9300003137	10/31/2012	(332.50)
55720000	Ins Work Comp	CF	9300003137	10/31/2012	332.50
55720000	Ins Work Comp	CF	9300003139	10/31/2012	(38.44)
55720000	Ins Work Comp	CF	9300003139	10/31/2012	38.44
55720000	Ins Work Comp	CF	9300003141	10/31/2012	(60.51)
55720000	Ins Work Comp	CF	9300003141	10/31/2012	60.51
55720000	Ins Work Comp	CF	9300003143	10/31/2012	(6.81)
55720000	Ins Work Comp	CF	9300003143	10/31/2012	6.81
55720000	Ins Work Comp	CF	9300003146	10/31/2012	(44.34)
55720000	Ins Work Comp	CF	9300003146	10/31/2012	44.34
55720000	Ins Work Comp	CF	9300003148	10/31/2012	(64.14)
55720000	Ins Work Comp	CF	9300003148	10/31/2012	64.14
55720000	Ins Work Comp	CF	9300003150	10/31/2012	(36.00)
55720000	Ins Work Comp	CF	9300003150	10/31/2012	36.00
55720000	Ins Work Comp	CF	9300003152	10/31/2012	(1,813.14)
55720000	Ins Work Comp	CF	9300003152	10/31/2012	1,813.14
55720000	Ins Work Comp	CF	9300003154	10/31/2012	(135.17)
55720000	Ins Work Comp	CF	9300003154	10/31/2012	135.17
55720000	Ins Work Comp	CF	9300003158	10/31/2012	(82.71)
55720000	Ins Work Comp	CF	9300003158	10/31/2012	82.71
55720000	Ins Work Comp	CF	9300003160	10/31/2012	(290.74)
55720000	Ins Work Comp	CF	9300003160	10/31/2012	290.74
55720000	Ins Work Comp	CF	9300003276	10/31/2012	108.92
55720000	Ins Work Comp	CF	9300003276	10/31/2012	(108.92)
55720000	Ins Work Comp	CF	9300003277	10/31/2012	14.08
55720000	Ins Work Comp	CF	9300003277	10/31/2012	(14.08)
55720000	Ins Work Comp	CF	9300003278	10/31/2012	765.11
55720000	Ins Work Comp	CF	9300003278	10/31/2012	(765.11)
55720000	Ins Work Comp	CF	9300003279	10/31/2012	3.54
55720000	Ins Work Comp	CF	9300003279	10/31/2012	(3.54)
55720000	Ins Work Comp	CF	9300003280	10/31/2012	11.24
55720000	Ins Work Comp	CF	9300003280	10/31/2012	(11.24)
55720000	Ins Work Comp	CF	9300003281	10/31/2012	153.70
55720000	Ins Work Comp	CF	9300003281	10/31/2012	(153.70)
55720000	Ins Work Comp	CF	9300003282	10/31/2012	198.12
55720000	Ins Work Comp	CF	9300003282	10/31/2012	(198.12)
55720000	Ins Work Comp	CF	9300003283	10/31/2012	11.97
55720000	Ins Work Comp	CF	9300003283	10/31/2012	(11.97)
55720000	Ins Work Comp	CF	9300003284	10/31/2012	689.39
55720000	Ins Work Comp	CF	9300003284	10/31/2012	(689.39)
55720000	Ins Work Comp	CF	9300003285	10/31/2012	21.56
55720000	Ins Work Comp	CF	9300003285	10/31/2012	(21.56)
55720000	Ins Work Comp	CF	9300003286	10/31/2012	45.13
55720000	Ins Work Comp	CF	9300003286	10/31/2012	(45.13)
55720000	Ins Work Comp	CF	9300003287	10/31/2012	19.29
55720000	Ins Work Comp	CF	9300003287	10/31/2012	(19.29)

Kentucky American Water Company  
Case No. 2012-00520  
Response to PSC DR1, Item 31

Account	Description	Doc Type	Document Number	Posting Date	Amount
55720000	Ins Work Comp	CF	9300003288	10/31/2012	37.40
55720000	Ins Work Comp	CF	9300003288	10/31/2012	(37.40)
55720000	Ins Work Comp	CF	9300003289	10/31/2012	399.80
55720000	Ins Work Comp	CF	9300003289	10/31/2012	(399.80)
55720000	Ins Work Comp	CF	9300003290	10/31/2012	0.15
55720000	Ins Work Comp	CF	9300003290	10/31/2012	(0.15)
55720000	Ins Work Comp	CF	9300003291	10/31/2012	3.03
55720000	Ins Work Comp	CF	9300003291	10/31/2012	(3.03)
55720000	Ins Work Comp	CF	9300003292	10/31/2012	173.26
55720000	Ins Work Comp	CF	9300003292	10/31/2012	(173.26)
55720000	Ins Work Comp	CF	9300003293	10/31/2012	139.35
55720000	Ins Work Comp	CF	9300003293	10/31/2012	(139.35)
55720000	Ins Work Comp	CF	9300003294	10/31/2012	34.91
55720000	Ins Work Comp	CF	9300003294	10/31/2012	(34.91)
55720000	Ins Work Comp	CF	9300003295	10/31/2012	25.49
55720000	Ins Work Comp	CF	9300003295	10/31/2012	(25.49)
55720000	Ins Work Comp	CF	9300003296	10/31/2012	101.25
55720000	Ins Work Comp	CF	9300003296	10/31/2012	(101.25)
55720000	Ins Work Comp	CF	9300003297	10/31/2012	69.19
55720000	Ins Work Comp	CF	9300003297	10/31/2012	(69.19)
55720000	Ins Work Comp	CF	9300003298	10/31/2012	2.99
55720000	Ins Work Comp	CF	9300003298	10/31/2012	(2.99)
55720000	Ins Work Comp	CF	9300003299	10/31/2012	262.94
55720000	Ins Work Comp	CF	9300003299	10/31/2012	(262.94)
55720000	Ins Work Comp	CF	9300003300	10/31/2012	141.51
55720000	Ins Work Comp	CF	9300003300	10/31/2012	(141.51)
55720000	Ins Work Comp	CF	9300003301	10/31/2012	0.67
55720000	Ins Work Comp	CF	9300003301	10/31/2012	(0.67)
55720000	Ins Work Comp	CF	9300003302	10/31/2012	25.36
55720000	Ins Work Comp	CF	9300003302	10/31/2012	(25.36)
55720000	Ins Work Comp	CF	9300003303	10/31/2012	11.88
55720000	Ins Work Comp	CF	9300003303	10/31/2012	(11.88)
55720000	Ins Work Comp	CF	9300003304	10/31/2012	(0.97)
55720000	Ins Work Comp	CF	9300003304	10/31/2012	0.97
55720000	Ins Work Comp	CF	9300003305	10/31/2012	(0.16)
55720000	Ins Work Comp	CF	9300003305	10/31/2012	0.16
55720000	Ins Work Comp	CF	9300003306	10/31/2012	0.41
55720000	Ins Work Comp	CF	9300003306	10/31/2012	(0.41)
55720000	Ins Work Comp	CF	9300003307	10/31/2012	20.15
55720000	Ins Work Comp	CF	9300003307	10/31/2012	(20.15)
55720000	Ins Work Comp	CF	9300003308	10/31/2012	20.32
55720000	Ins Work Comp	CF	9300003308	10/31/2012	(20.32)
55720000	Ins Work Comp	CF	9300003309	10/31/2012	(1.93)
55720000	Ins Work Comp	CF	9300003309	10/31/2012	1.93
55720000	Ins Work Comp	CF	9300003310	10/31/2012	25.01
55720000	Ins Work Comp	CF	9300003310	10/31/2012	(25.01)
55720000	Ins Work Comp	CF	9300003311	10/31/2012	148.00
55720000	Ins Work Comp	CF	9300003311	10/31/2012	(148.00)
55720000	Ins Work Comp	CF	9300003312	10/31/2012	31.98
55720000	Ins Work Comp	CF	9300003312	10/31/2012	(31.98)
55720000	Ins Work Comp	CF	9300003313	10/31/2012	129.21
55720000	Ins Work Comp	CF	9300003313	10/31/2012	(129.21)
55720000	Ins Work Comp	CF	9300003314	10/31/2012	180.97
55720000	Ins Work Comp	CF	9300003314	10/31/2012	(180.97)
55720000	Ins Work Comp	CF	9300003315	10/31/2012	3.85
55720000	Ins Work Comp	CF	9300003315	10/31/2012	(3.85)
55720000	Ins Work Comp	CF	9300003316	10/31/2012	0.52
55720000	Ins Work Comp	CF	9300003316	10/31/2012	(0.52)
55720000	Ins Work Comp	CF	9300003317	10/31/2012	(1.58)
55720000	Ins Work Comp	CF	9300003317	10/31/2012	1.58
55720000	Ins Work Comp	CF	9300003318	10/31/2012	(2.92)
55720000	Ins Work Comp	CF	9300003318	10/31/2012	2.92
55720000	Ins Work Comp	CF	9300003319	10/31/2012	(3.77)
55720000	Ins Work Comp	CF	9300003319	10/31/2012	3.77
55720000	Ins Work Comp	CF	9300003320	10/31/2012	(10.95)
55720000	Ins Work Comp	CF	9300003320	10/31/2012	10.95
55720000	Ins Work Comp	CF	9300003321	10/31/2012	29.10
55720000	Ins Work Comp	CF	9300003321	10/31/2012	(29.10)
55720000	Ins Work Comp	CF	9300003322	10/31/2012	12.52
55720000	Ins Work Comp	CF	9300003322	10/31/2012	(12.52)
55720000	Ins Work Comp	CF	9300003323	10/31/2012	(6.64)
55720000	Ins Work Comp	CF	9300003323	10/31/2012	6.64
55720000	Ins Work Comp	CF	9300003324	10/31/2012	17.37
55720000	Ins Work Comp	CF	9300003324	10/31/2012	(17.37)
55720000	Ins Work Comp	CF	9300003325	10/31/2012	4.21
55720000	Ins Work Comp	CF	9300003325	10/31/2012	(4.21)
55720000	Ins Work Comp	CF	9300003326	10/31/2012	(1.30)

Kentucky American Water Company  
Case No. 2012-00520  
Response to PSC DR1, Item 31

Account	Description	Doc Type	Document Number	Posting Date	Amount
55720000	Ins Work Comp	CF	9300003326	10/31/2012	1.30
55720000	Ins Work Comp	CF	9300003327	10/31/2012	(3.38)
55720000	Ins Work Comp	CF	9300003327	10/31/2012	3.38
55720000	Ins Work Comp	CF	9300003328	10/31/2012	3.69
55720000	Ins Work Comp	CF	9300003328	10/31/2012	(3.69)
55720000	Ins Work Comp	CF	9300003329	10/31/2012	(1.97)
55720000	Ins Work Comp	CF	9300003329	10/31/2012	1.97
55720000	Ins Work Comp	CF	9300003330	10/31/2012	6.28
55720000	Ins Work Comp	CF	9300003330	10/31/2012	(6.28)
55720000	Ins Work Comp	CF	9300003331	10/31/2012	24.03
55720000	Ins Work Comp	CF	9300003331	10/31/2012	(24.03)
55720000	Ins Work Comp	CF	9300003332	10/31/2012	9.99
55720000	Ins Work Comp	CF	9300003332	10/31/2012	(9.99)
55720000	Ins Work Comp	CF	9300003333	10/31/2012	(4.49)
55720000	Ins Work Comp	CF	9300003333	10/31/2012	4.49
55720000	Ins Work Comp	CF	9300003334	10/31/2012	0.64
55720000	Ins Work Comp	CF	9300003334	10/31/2012	(0.64)
55720000	Ins Work Comp	CF	9300003335	10/31/2012	(4.14)
55720000	Ins Work Comp	CF	9300003335	10/31/2012	4.14
55720000	Ins Work Comp	CF	9300003336	10/31/2012	1.19
55720000	Ins Work Comp	CF	9300003336	10/31/2012	(1.19)
55720000	Ins Work Comp	CF	9300003337	10/31/2012	(0.88)
55720000	Ins Work Comp	CF	9300003337	10/31/2012	0.88
55720000	Ins Work Comp	CF	9300003338	10/31/2012	(11.61)
55720000	Ins Work Comp	CF	9300003338	10/31/2012	11.61
55720000	Ins Work Comp	CF	9300003339	10/31/2012	17.31
55720000	Ins Work Comp	CF	9300003339	10/31/2012	(17.31)
55720000	Ins Work Comp	CF	9300003340	10/31/2012	9.08
55720000	Ins Work Comp	CF	9300003340	10/31/2012	(9.08)
55720000	Ins Work Comp	CF	9300003341	10/31/2012	(0.69)
55720000	Ins Work Comp	CF	9300003341	10/31/2012	0.69
55720000	Ins Work Comp	CF	9300003342	10/31/2012	2.57
55720000	Ins Work Comp	CF	9300003342	10/31/2012	(2.57)
55720000	Ins Work Comp	CF	9300003343	10/31/2012	(3.28)
55720000	Ins Work Comp	CF	9300003343	10/31/2012	3.28
55720000	Ins Work Comp	CF	9300003344	10/31/2012	7.95
55720000	Ins Work Comp	CF	9300003344	10/31/2012	(7.95)
55720000	Ins Work Comp	CF	9300003345	10/31/2012	17.48
55720000	Ins Work Comp	CF	9300003345	10/31/2012	(17.48)
55720000	Ins Work Comp	CF	9300003346	10/31/2012	67.40
55720000	Ins Work Comp	CF	9300003346	10/31/2012	(67.40)
55720000	Ins Work Comp	CF	9300003347	10/31/2012	0.78
55720000	Ins Work Comp	CF	9300003347	10/31/2012	(0.78)
55720000	Ins Work Comp	CF	9300003348	10/31/2012	18.50
55720000	Ins Work Comp	CF	9300003348	10/31/2012	(18.50)
55720000	Ins Work Comp	CF	9300003349	10/31/2012	4.43
55720000	Ins Work Comp	CF	9300003349	10/31/2012	(4.43)
55720000	Ins Work Comp	CF	9300003350	10/31/2012	(3.99)
55720000	Ins Work Comp	CF	9300003350	10/31/2012	3.99
55720000	Ins Work Comp	CF	9300003351	10/31/2012	102.14
55720000	Ins Work Comp	CF	9300003351	10/31/2012	(102.14)
55720000	Ins Work Comp	CF	9300003352	10/31/2012	0.33
55720000	Ins Work Comp	CF	9300003352	10/31/2012	(0.33)
55720000	Ins Work Comp	CF	9300003353	10/31/2012	1.16
55720000	Ins Work Comp	CF	9300003353	10/31/2012	(1.16)
55720000	Ins Work Comp	CF	9300003354	10/31/2012	42.59
55720000	Ins Work Comp	CF	9300003354	10/31/2012	(42.59)
55720000	Ins Work Comp	CF	9300003355	10/31/2012	0.25
55720000	Ins Work Comp	CF	9300003355	10/31/2012	(0.25)
55720000	Ins Work Comp	CF	9300003356	10/31/2012	0.93
55720000	Ins Work Comp	CF	9300003356	10/31/2012	(0.93)
55720000	Ins Work Comp	CF	9300003357	10/31/2012	11.11
55720000	Ins Work Comp	CF	9300003357	10/31/2012	(11.11)
55720000	Ins Work Comp	CF	9300003358	10/31/2012	23.30
55720000	Ins Work Comp	CF	9300003358	10/31/2012	(23.30)
55720000	Ins Work Comp	CF	9300003359	10/31/2012	2.67
55720000	Ins Work Comp	CF	9300003359	10/31/2012	(2.67)
55720000	Ins Work Comp	CF	9300003360	10/31/2012	2.47
55720000	Ins Work Comp	CF	9300003360	10/31/2012	(2.47)
55720000	Ins Work Comp	CF	9300003361	10/31/2012	4.79
55720000	Ins Work Comp	CF	9300003361	10/31/2012	(4.79)
55720000	Ins Work Comp	CF	9300003362	10/31/2012	23.36
55720000	Ins Work Comp	CF	9300003362	10/31/2012	(23.36)
55720000	Ins Work Comp	CF	9300003363	10/31/2012	(9.29)
55720000	Ins Work Comp	CF	9300003363	10/31/2012	9.29
55720000	Ins Work Comp	CF	9300003364	10/31/2012	3.45
55720000	Ins Work Comp	CF	9300003364	10/31/2012	(3.45)

Kentucky American Water Company  
Case No. 2012-00520  
Response to PSC DR1, Item 31

Account	Description	Doc Type	Document Number	Posting Date	Amount
55720000	Ins Work Comp	CF	9300003365	10/31/2012	0.38
55720000	Ins Work Comp	CF	9300003365	10/31/2012	(0.38)
55720000	Ins Work Comp	CF	9300003366	10/31/2012	1.17
55720000	Ins Work Comp	CF	9300003366	10/31/2012	(1.17)
55720000	Ins Work Comp	CF	9300003367	10/31/2012	14.42
55720000	Ins Work Comp	CF	9300003367	10/31/2012	(14.42)
55720000	Ins Work Comp	CF	9300003368	10/31/2012	2.68
55720000	Ins Work Comp	CF	9300003368	10/31/2012	(2.68)
55720000	Ins Work Comp	CF	9300003372	10/31/2012	(108.92)
55720000	Ins Work Comp	CF	9300003372	10/31/2012	108.92
55720000	Ins Work Comp	CF	9300003373	10/31/2012	(3.54)
55720000	Ins Work Comp	CF	9300003373	10/31/2012	3.54
55720000	Ins Work Comp	CF	9300003374	10/31/2012	(11.24)
55720000	Ins Work Comp	CF	9300003374	10/31/2012	11.24
55720000	Ins Work Comp	CF	9300003378	10/31/2012	(262.94)
55720000	Ins Work Comp	CF	9300003378	10/31/2012	262.94
55720000	Ins Work Comp	CF	9300003381	10/31/2012	(34.91)
55720000	Ins Work Comp	CF	9300003381	10/31/2012	34.91
55720000	Ins Work Comp	CF	9300003383	10/31/2012	(101.25)
55720000	Ins Work Comp	CF	9300003383	10/31/2012	101.25
55720000	Ins Work Comp	CF	9300003384	10/31/2012	1.93
55720000	Ins Work Comp	CF	9300003384	10/31/2012	(1.93)
55720000	Ins Work Comp	CF	9300003387	10/31/2012	(153.70)
55720000	Ins Work Comp	CF	9300003387	10/31/2012	153.70
55720000	Ins Work Comp	CF	9300003390	10/31/2012	(11.97)
55720000	Ins Work Comp	CF	9300003390	10/31/2012	11.97
55720000	Ins Work Comp	CF	9300003392	10/31/2012	(0.67)
55720000	Ins Work Comp	CF	9300003392	10/31/2012	0.67
55720000	Ins Work Comp	CF	9300003395	10/31/2012	(19.29)
55720000	Ins Work Comp	CF	9300003395	10/31/2012	19.29
55720000	Ins Work Comp	CF	9300003396	10/31/2012	(31.98)
55720000	Ins Work Comp	CF	9300003396	10/31/2012	31.98
55720000	Ins Work Comp	CF	9300003399	10/31/2012	(2.99)
55720000	Ins Work Comp	CF	9300003399	10/31/2012	2.99
55720000	Ins Work Comp	CF	9300003400	10/31/2012	(141.51)
55720000	Ins Work Comp	CF	9300003400	10/31/2012	141.51
55720000	Ins Work Comp	CF	9300003402	10/31/2012	(399.80)
55720000	Ins Work Comp	CF	9300003402	10/31/2012	399.80
55720000	Ins Work Comp	CF	9300003403	10/31/2012	0.16
55720000	Ins Work Comp	CF	9300003403	10/31/2012	(0.16)
55720000	Ins Work Comp	CF	9300003404	10/31/2012	(0.41)
55720000	Ins Work Comp	CF	9300003404	10/31/2012	0.41
55720000	Ins Work Comp	CF	9300003405	10/31/2012	(20.15)
55720000	Ins Work Comp	CF	9300003405	10/31/2012	20.15
55720000	Ins Work Comp	CF	9300003406	10/31/2012	(0.15)
55720000	Ins Work Comp	CF	9300003406	10/31/2012	0.15
55720000	Ins Work Comp	CF	9300003409	10/31/2012	(173.26)
55720000	Ins Work Comp	CF	9300003409	10/31/2012	173.26
55720000	Ins Work Comp	CF	9300003413	10/31/2012	(69.19)
55720000	Ins Work Comp	CF	9300003413	10/31/2012	69.19
55720000	Ins Work Comp	CF	9300003416	10/31/2012	(198.12)
55720000	Ins Work Comp	CF	9300003416	10/31/2012	198.12
55720000	Ins Work Comp	CF	9300003417	10/31/2012	(37.40)
55720000	Ins Work Comp	CF	9300003417	10/31/2012	37.40
55720000	Ins Work Comp	CF	9300003418	10/31/2012	(20.32)
55720000	Ins Work Comp	CF	9300003418	10/31/2012	20.32
55720000	Ins Work Comp	CF	9300003419	10/31/2012	(148.00)
55720000	Ins Work Comp	CF	9300003419	10/31/2012	148.00
55720000	Ins Work Comp	CF	9300003423	10/31/2012	(765.11)
55720000	Ins Work Comp	CF	9300003423	10/31/2012	765.11
55720000	Ins Work Comp	CF	9300003424	10/31/2012	(139.35)
55720000	Ins Work Comp	CF	9300003424	10/31/2012	139.35
55720000	Ins Work Comp	CF	9300003425	10/31/2012	(11.88)
55720000	Ins Work Comp	CF	9300003425	10/31/2012	11.88
55720000	Ins Work Comp	CF	9300003426	10/31/2012	0.97
55720000	Ins Work Comp	CF	9300003426	10/31/2012	(0.97)
55720000	Ins Work Comp	CF	9300003427	10/31/2012	(25.01)
55720000	Ins Work Comp	CF	9300003427	10/31/2012	25.01
55720000	Ins Work Comp	CF	9300003429	10/31/2012	(3.03)
55720000	Ins Work Comp	CF	9300003429	10/31/2012	3.03
55720000	Ins Work Comp	CF	9300003431	10/31/2012	(21.56)
55720000	Ins Work Comp	CF	9300003431	10/31/2012	21.56
55720000	Ins Work Comp	CF	9300003433	10/31/2012	(25.49)
55720000	Ins Work Comp	CF	9300003433	10/31/2012	25.49
55720000	Ins Work Comp	CF	9300003434	10/31/2012	(14.08)
55720000	Ins Work Comp	CF	9300003434	10/31/2012	14.08
55720000	Ins Work Comp	CF	9300003436	10/31/2012	(689.39)

Kentucky American Water Company  
Case No. 2012-00520  
Response to PSC DR1, Item 31

Account	Description	Doc Type	Document Number	Posting Date	Amount
55720000	Ins Work Comp	CF	9300003436	10/31/2012	689.39
55720000	Ins Work Comp	CF	9300003437	10/31/2012	(45.13)
55720000	Ins Work Comp	CF	9300003437	10/31/2012	45.13
55720000	Ins Work Comp	CF	9300003439	10/31/2012	(25.36)
55720000	Ins Work Comp	CF	9300003439	10/31/2012	25.36
55720000	Ins Work Comp	CF	9300003440	10/31/2012	(129.21)
55720000	Ins Work Comp	CF	9300003440	10/31/2012	129.21
55720100	Ins W/C Cap Credits	UT	9300002864	10/31/2012	9.70
55720100	Ins W/C Cap Credits	UT	9300003063	10/31/2012	(471.53)
55720100	Ins W/C Cap Credits	UT	9300003370	10/31/2012	(180.97)
55720100	Ins W/C Cap Credits	UT	9300002863	10/31/2012	(1.76)
55720100	Ins W/C Cap Credits	UT	9300003062	10/31/2012	(8.07)
55720100	Ins W/C Cap Credits	UT	9300003369	10/31/2012	(3.85)
55720100	Ins W/C Cap Credits	UZ	2000000365	10/31/2012	(4.21)
55720100	Ins W/C Cap Credits	UZ	2000000365	10/31/2012	(17.37)
55720100	Ins W/C Cap Credits	UZ	2000000365	10/31/2012	6.64
55720100	Ins W/C Cap Credits	UZ	2000000364	10/31/2012	(12.52)
55720100	Ins W/C Cap Credits	UZ	2000000364	10/31/2012	(29.10)
55720100	Ins W/C Cap Credits	UZ	2000000364	10/31/2012	10.95
55720100	Ins W/C Cap Credits	UZ	2000000364	10/31/2012	3.77
55720100	Ins W/C Cap Credits	UZ	2000000364	10/31/2012	2.92
55720100	Ins W/C Cap Credits	UZ	2000000364	10/31/2012	1.58
55720100	Ins W/C Cap Credits	UZ	2000000364	10/31/2012	(0.52)
55720100	Ins W/C Cap Credits	UZ	2000000364	10/31/2012	3.38
55720100	Ins W/C Cap Credits	UZ	2000000364	10/31/2012	1.30
55720100	Ins W/C Cap Credits	UZ	2000000364	10/31/2012	(3.69)
55720100	Ins W/C Cap Credits	UZ	2000000364	10/31/2012	(6.28)
55720100	Ins W/C Cap Credits	UZ	2000000365	10/31/2012	1.97
55720100	Ins W/C Cap Credits	UZ	2000000365	10/31/2012	(0.64)
55720100	Ins W/C Cap Credits	UZ	2000000364	10/31/2012	4.49
55720100	Ins W/C Cap Credits	UZ	2000000365	10/31/2012	(9.99)
55720100	Ins W/C Cap Credits	UZ	2000000365	10/31/2012	(24.03)
55720100	Ins W/C Cap Credits	UZ	2000000365	10/31/2012	0.88
55720100	Ins W/C Cap Credits	UZ	2000000364	10/31/2012	(1.19)
55720100	Ins W/C Cap Credits	UZ	2000000364	10/31/2012	4.14
55720100	Ins W/C Cap Credits	UZ	2000000364	10/31/2012	(17.31)
55720100	Ins W/C Cap Credits	UZ	2000000364	10/31/2012	11.61
55720100	Ins W/C Cap Credits	UZ	2000000365	10/31/2012	(9.08)
55720100	Ins W/C Cap Credits	UZ	2000000364	10/31/2012	(7.95)
55720100	Ins W/C Cap Credits	UZ	2000000364	10/31/2012	3.28
55720100	Ins W/C Cap Credits	UZ	2000000364	10/31/2012	(2.57)
55720100	Ins W/C Cap Credits	UZ	2000000364	10/31/2012	0.69
55720100	Ins W/C Cap Credits	UZ	2000000364	10/31/2012	(17.48)
55720100	Ins W/C Cap Credits	UZ	2000000365	10/31/2012	(0.78)
55720100	Ins W/C Cap Credits	UZ	2000000365	10/31/2012	(67.40)
55720100	Ins W/C Cap Credits	UZ	2000000365	10/31/2012	(18.50)
55720100	Ins W/C Cap Credits	UZ	2000000364	10/31/2012	(0.25)
55720100	Ins W/C Cap Credits	UZ	2000000365	10/31/2012	(42.59)
55720100	Ins W/C Cap Credits	UZ	2000000364	10/31/2012	(1.16)
55720100	Ins W/C Cap Credits	UZ	2000000364	10/31/2012	(0.33)
55720100	Ins W/C Cap Credits	UZ	2000000364	10/31/2012	(102.14)
55720100	Ins W/C Cap Credits	UZ	2000000365	10/31/2012	3.99
55720100	Ins W/C Cap Credits	UZ	2000000365	10/31/2012	(4.43)
55720100	Ins W/C Cap Credits	UZ	2000000364	10/31/2012	(11.11)
55720100	Ins W/C Cap Credits	UZ	2000000364	10/31/2012	(0.93)
55720100	Ins W/C Cap Credits	UZ	2000000364	10/31/2012	(23.30)
55720100	Ins W/C Cap Credits	UZ	2000000364	10/31/2012	(2.47)
55720100	Ins W/C Cap Credits	UZ	2000000364	10/31/2012	(2.67)
55720100	Ins W/C Cap Credits	UZ	2000000364	10/31/2012	(4.79)
55720100	Ins W/C Cap Credits	UZ	2000000364	10/31/2012	(23.36)
55720100	Ins W/C Cap Credits	UZ	2000000365	10/31/2012	9.29
55720100	Ins W/C Cap Credits	UZ	2000000364	10/31/2012	(3.45)
55720100	Ins W/C Cap Credits	UZ	2000000364	10/31/2012	(0.38)
55720100	Ins W/C Cap Credits	UZ	2000000364	10/31/2012	(1.17)
55720100	Ins W/C Cap Credits	UZ	2000000364	10/31/2012	(14.42)
55720100	Ins W/C Cap Credits	UZ	2000000365	10/31/2012	(2.68)
55730000	Ins Other	SA	100001442	10/31/2012	8.82
55730000	Ins Other	SA	100001469	10/31/2012	8.82
55730000	Ins Other	SA	100001478	10/31/2012	9,561.52
55730000	Ins Other	SA	100001484	10/31/2012	538.90
55730000	Ins Other	SA	100001488	10/31/2012	39.60
55730000	Ins Other	CF	9300003261	10/31/2012	(8.82)
55730000	Ins Other	CF	9300003261	10/31/2012	8.82
55730000	Ins Other	CF	9300003378	10/31/2012	(10,155.77)
55730000	Ins Other	CF	9300003378	10/31/2012	10,155.77
55730000	Ins Other	CF	9300003413	10/31/2012	(48.42)
55730000	Ins Other	CF	9300003413	10/31/2012	48.42

Kentucky American Water Company  
Case No. 2012-00520  
Response to PSC DR1, Item 31

Account	Description	Doc Type	Document Number	Posting Date	Amount
56610000	Reg Exp-Amort	CF	9300003240	10/31/2012	(16,565.87)
56610000	Reg Exp-Amort	CF	9300003240	10/31/2012	16,565.87
56610000	Reg Exp-Amort	SR	9600000081	10/31/2012	16,565.87
56610000	Reg Exp-Amort	SR	9600000081	10/31/2012	(16,565.87)
56610000	Reg Exp-Amort	UT	9300003217	10/31/2012	16,565.87
56620000	Reg Exp-Depr Stdy	CF	9300003240	10/31/2012	(1,178.67)
56620000	Reg Exp-Depr Stdy	CF	9300003240	10/31/2012	1,178.67
56620000	Reg Exp-Depr Stdy	SR	9600000073	10/31/2012	561.46
56620000	Reg Exp-Depr Stdy	SR	9600000074	10/31/2012	617.21
57010000	Uncoll Accts Exp	SA	100001531	10/31/2012	60,157.31
57010000	Uncoll Accts Exp	SA	100001534	10/31/2012	11,983.34
57010000	Uncoll Accts Exp	ZA	9400001154	10/31/2012	(541.17)
57010000	Uncoll Accts Exp	ZA	9400001154	10/31/2012	(392.35)
57010000	Uncoll Accts Exp	CS	9300002912	10/31/2012	2,160.15
57010000	Uncoll Accts Exp	CS	9300002973	10/31/2012	785.08
57010000	Uncoll Accts Exp	CS	9300003113	10/31/2012	1,251.43
57010000	Uncoll Accts Exp	CS	9300003186	10/31/2012	151.74
57010000	Uncoll Accts Exp	CS	9300003257	10/31/2012	(45,936.14)
57010000	Uncoll Accts Exp	CS	9300003407	10/31/2012	933.52
57010000	Uncoll Accts Exp	CS	9300004219	10/31/2012	(60,157.31)
57010000	Uncoll Accts Exp	CS	9300004217	10/31/2012	(11,983.34)
57010015	Uncoll Accts Exp CA	CS	9300002912	10/31/2012	(2,160.15)
57010015	Uncoll Accts Exp CA	CS	9300002973	10/31/2012	(785.08)
57010015	Uncoll Accts Exp CA	CS	9300003113	10/31/2012	(1,251.43)
57010015	Uncoll Accts Exp CA	CS	9300003186	10/31/2012	(151.74)
57010015	Uncoll Accts Exp CA	CS	9300003257	10/31/2012	45,936.14
57010015	Uncoll Accts Exp CA	CS	9300003407	10/31/2012	(933.52)
57010015	Uncoll Accts Exp CA	CS	9300004219	10/31/2012	60,157.31
57010016	Uncoll Accts Exp AG	CS	9300004217	10/31/2012	11,983.34
62002300	M&S Maint WT	CS	9300002896	10/31/2012	377.98
62002300	M&S Maint WT	CS	9300003102	10/31/2012	795.38
62002300	M&S Maint WT	CS	9300003182	10/31/2012	4,289.43
62002300	M&S Maint WT	CS	9300003253	10/31/2012	428.87
62002300	M&S Maint WT	CS	9300003181	10/31/2012	222.60
62002400	M&S Maint TD	CS	9300002955	10/31/2012	8,445.56
62002400	M&S Maint TD	CS	9300002986	10/31/2012	2,093.00
62002400	M&S Maint TD	CS	9300003157	10/31/2012	(1,011.64)
62002400	M&S Maint TD	CS	9300003273	10/31/2012	5,529.93
62002400	M&S Maint TD	CS	9300002903	10/31/2012	233.36
62002400	M&S Maint TD	CS	9300002972	10/31/2012	40.76
62002400	M&S Maint TD	CS	9300003185	10/31/2012	57.46
62002400	M&S Maint TD	CS	9300003256	10/31/2012	332.78
62002600	M&S Maint AG	CS	9300003414	10/31/2012	1,878.56
62002600	M&S Maint AG	CS	9300003254	10/31/2012	83.40
62502400	Misc Maint TD	CS	9300002955	10/31/2012	2,131.91
62502400	Misc Maint TD	CS	9300003157	10/31/2012	(0.39)
62502400	Misc Maint TD	CS	9300003206	10/31/2012	471.90
62502430	Misc Maint TD Svc	CS	9300004236	10/31/2012	(950.00)
62502600	Misc Maint AG	CS	9300003414	10/31/2012	6,737.15
62502600	Misc Maint AG	CS	9300002898	10/31/2012	349.80
62502600	Misc Maint AG	CS	9300003104	10/31/2012	99.13
62502600	Misc Maint AG	CS	9300003183	10/31/2012	132.97
62502600	Misc Maint AG	CS	9300003254	10/31/2012	190.80
62510000	Amort Def Maint	UT	9300003219	10/31/2012	3,019.97
62510000	Amort Def Maint	UT	9300003218	10/31/2012	5,260.36
62510000	Amort Def Maint	UT	9300003235	10/31/2012	3,535.02
62510000	Amort Def Maint	UT	9300003216	10/31/2012	4,145.22
62510000	Amort Def Maint	UT	9300003229	10/31/2012	189.97
62510000	Amort Def Maint	UT	9300003228	10/31/2012	7,172.91
62510000	Amort Def Maint	UT	9300003227	10/31/2012	1,800.99
62510000	Amort Def Maint	UT	9300003226	10/31/2012	276.13
62510000	Amort Def Maint	UT	9300003225	10/31/2012	382.23
62510000	Amort Def Maint	UT	9300003224	10/31/2012	148.44
62510000	Amort Def Maint	UT	9300003223	10/31/2012	1,281.93
62510000	Amort Def Maint	UT	9300003222	10/31/2012	2,149.90
62510000	Amort Def Maint	UT	9300003221	10/31/2012	1,469.26
62510000	Amort Def Maint	UT	9300003220	10/31/2012	416.66
62510000	Amort Def Maint	UT	9300003232	10/31/2012	809.76
62510000	Amort Def Maint	UT	9300003231	10/31/2012	619.56
62510000	Amort Def Maint	UT	9300003230	10/31/2012	2,238.71
62510000	Amort Def Maint	CS	9300003253	10/31/2012	(10,961.09)
62510000	Amort Def Maint	CS	9300003266	10/31/2012	(5,260.36)
62510000	Amort Def Maint	CS	9300003273	10/31/2012	(17,885.81)
62510000	Amort Def Maint	CS	9300003256	10/31/2012	(809.76)
62512300	Amort Def Maint WT	CS	9300003253	10/31/2012	10,961.09
62512400	Amort Def Maint TD	CS	9300003266	10/31/2012	5,260.36
62512400	Amort Def Maint TD	CS	9300003273	10/31/2012	17,885.81

Kentucky American Water Company  
Case No. 2012-00520  
Response to PSC DR1, Item 31

Account	Description	Doc Type	Document Number	Posting Date	Amount
62512400	Amort Def Maint TD	CS	9300003256	10/31/2012	809.76
62520700	Misc Main Pvg/Bckfil	SV	100001649	10/31/2012	1,057.00
62520700	Misc Main Pvg/Bckfil	SV	100001649	10/31/2012	8,100.00
62520700	Misc Main Pvg/Bckfil	SV	100001649	10/31/2012	10,000.00
62520700	Misc Main Pvg/Bckfil	SV	100001649	10/31/2012	5,900.00
62520700	Misc Main Pvg/Bckfil	SV	100001649	10/31/2012	400.00
62520700	Misc Main Pvg/Bckfil	SV	100001656	10/31/2012	24,360.40
62520700	Misc Main Pvg/Bckfil	SV	100001656	10/31/2012	1,000.00
62520700	Misc Main Pvg/Bckfil	SV	100001663	10/31/2012	22,519.95
62520700	Misc Main Pvg/Bckfil	SV	100001663	10/31/2012	4,273.44
62520700	Misc Main Pvg/Bckfil	SV	100001663	10/31/2012	38.00
62520700	Misc Main Pvg/Bckfil	SV	100001668	10/31/2012	11,443.00
62520700	Misc Main Pvg/Bckfil	CF	9300003108	10/31/2012	(13,501.22)
62520700	Misc Main Pvg/Bckfil	CF	9300003108	10/31/2012	13,501.22
62520700	Misc Main Pvg/Bckfil	CF	9300003129	10/31/2012	1,180.40
62520700	Misc Main Pvg/Bckfil	CF	9300003129	10/31/2012	(1,180.40)
62520700	Misc Main Pvg/Bckfil	CF	9300003131	10/31/2012	479.60
62520700	Misc Main Pvg/Bckfil	CF	9300003131	10/31/2012	(479.60)
62520700	Misc Main Pvg/Bckfil	CF	9300003158	10/31/2012	15,345.31
62520700	Misc Main Pvg/Bckfil	CF	9300003158	10/31/2012	(15,345.31)
62520700	Misc Main Pvg/Bckfil	CF	9300004235	10/31/2012	(38.00)
62520700	Misc Main Pvg/Bckfil	CF	9300004235	10/31/2012	38.00
62520700	Misc Main Pvg/Bckfil	CF	9300004241	10/31/2012	(26,793.39)
62520700	Misc Main Pvg/Bckfil	CF	9300004241	10/31/2012	26,793.39
62520700	Misc Main Pvg/Bckfil	UZ	2000000387	10/31/2012	(24,360.40)
62520700	Misc Main Pvg/Bckfil	UZ	2000000375	10/31/2012	(1,057.00)
62520700	Misc Main Pvg/Bckfil	UZ	2000000406	10/31/2012	(11,443.00)
62520700	Misc Main Pvg/Bckfil	UZ	2000000375	10/31/2012	(8,100.00)
62520700	Misc Main Pvg/Bckfil	UZ	2000000338	10/31/2012	(1,000.00)
62520700	Misc Main Pvg/Bckfil	UZ	2000000375	10/31/2012	(10,000.00)
62520700	Misc Main Pvg/Bckfil	UZ	2000000375	10/31/2012	(5,900.00)
62520700	Misc Main Pvg/Bckfil	UZ	2000000387	10/31/2012	(1,000.00)
62520700	Misc Main Pvg/Bckfil	UZ	2000000375	10/31/2012	(400.00)
63150023	Contr Svc-Maint WT	CS	9300003247	10/31/2012	512.90
63150024	Contr Svc-Maint TD	CS	9300002955	10/31/2012	739.38
63150024	Contr Svc-Maint TD	CS	9300003157	10/31/2012	12,929.96
63150024	Contr Svc-Maint TD	CS	9300003273	10/31/2012	375.31
63150024	Contr Svc-Maint TD	CS	9300003256	10/31/2012	155.82
63150024	Contr Svc-Maint TD	CS	9300003128	10/31/2012	1,594.45
63150024	Contr Svc-Maint TD	CS	9300003130	10/31/2012	933.97
63150026	Contr Svc-Maint AG	CS	9300002898	10/31/2012	789.70
63150026	Contr Svc-Maint AG	CS	9300002970	10/31/2012	169.07
63150026	Contr Svc-Maint AG	CS	9300003104	10/31/2012	1,287.43
63150026	Contr Svc-Maint AG	CS	9300003183	10/31/2012	2,876.66
63150026	Contr Svc-Maint AG	CS	9300003254	10/31/2012	131.26
68011000	Depr -UPIS General	UD	2000000355	10/31/2012	7,378.30
68011000	Depr -UPIS General	UD	2000000355	10/31/2012	184.51
68011000	Depr -UPIS General	UD	2000000355	10/31/2012	72,442.01
68011000	Depr -UPIS General	UD	2000000355	10/31/2012	27,614.03
68011000	Depr -UPIS General	UD	2000000355	10/31/2012	892,031.94
68011000	Depr -UPIS General	SQ	9600000070	10/31/2012	(26,781.46)
68012000	Depr -Amort CIAC Tx	UD	2000000355	10/31/2012	(13,505.20)
68012000	Depr -Amort CIAC Tx	UD	2000000355	10/31/2012	(45.12)
68012500	Depr-Amort CIAC Nntx	UD	2000000355	10/31/2012	(58,053.58)
68012500	Depr-Amort CIAC Nntx	UD	2000000355	10/31/2012	(6,150.16)
68012500	Depr-Amort CIAC Nntx	UD	2000000355	10/31/2012	15.40
68012500	Depr-Amort CIAC Nntx	UD	2000000355	10/31/2012	(2,160.72)
68254000	Amort-RegAsset AFUDC	SQ	9600000070	10/31/2012	11,190.13
68255000	Amort-UPAA	SQ	9600000070	10/31/2012	697.33
68255000	Amort-UPAA	SQ	9600000070	10/31/2012	16.06
68257000	Amort-Prop Losses	CF	9300003238	10/31/2012	(4,756.67)
68257000	Amort-Prop Losses	CF	9300003238	10/31/2012	4,756.67
68257000	Amort-Prop Losses	SR	9600000080	10/31/2012	4,756.67
68258000	Amort-Reg Asset	SQ	9600000070	10/31/2012	575.00
68311000	Rem Costs-ARO/NNS	UD	2000000355	10/31/2012	4,854.35
68311000	Rem Costs-ARO/NNS	UD	2000000355	10/31/2012	164,995.75
68312000	Rmv Csts-NNS CIAC Tx	UD	2000000355	10/31/2012	(9,774.54)
68312500	Rmv Csts-NNS CIAC NT	UD	2000000355	10/31/2012	(29,455.95)
68312500	Rmv Csts-NNS CIAC NT	UD	2000000355	10/31/2012	(705.41)
68312500	Rmv Csts-NNS CIAC NT	UD	2000000355	10/31/2012	15.40
68520000	Property Taxes	CF	9300002966	10/31/2012	(134.21)
68520000	Property Taxes	CF	9300002966	10/31/2012	134.21
68520000	Property Taxes	CF	9300003238	10/31/2012	(70,016.58)
68520000	Property Taxes	CF	9300003238	10/31/2012	70,016.58
68520000	Property Taxes	CF	9300003376	10/31/2012	(349,713.04)
68520000	Property Taxes	CF	9300003376	10/31/2012	349,713.04
68520100	Tax Discounts	CF	9300003162	10/31/2012	1,500.04



Kentucky American Water Company  
Case No. 2012-00520  
Response to PSC DR1, Item 31

Account	Description	Doc Type	Document Number	Posting Date	Amount
68520100	Tax Discounts	CF	9300003162	10/31/2012	(1,500.04)
68533000	FICA	SA	100001458	10/31/2012	63.49
68533000	FICA	SV	100001530	10/31/2012	13,106.00
68533000	FICA	CF	9300002782	10/31/2012	1.10
68533000	FICA	CF	9300002782	10/31/2012	(1.10)
68533000	FICA	CF	9300002783	10/31/2012	8.41
68533000	FICA	CF	9300002783	10/31/2012	(8.41)
68533000	FICA	CF	9300002866	10/31/2012	164.43
68533000	FICA	CF	9300002866	10/31/2012	(164.43)
68533000	FICA	CF	9300002868	10/31/2012	4.90
68533000	FICA	CF	9300002868	10/31/2012	(4.90)
68533000	FICA	CF	9300002870	10/31/2012	(28.59)
68533000	FICA	CF	9300002870	10/31/2012	28.59
68533000	FICA	CF	9300002874	10/31/2012	(1,499.79)
68533000	FICA	CF	9300002874	10/31/2012	1,499.79
68533000	FICA	CF	9300002880	10/31/2012	54.66
68533000	FICA	CF	9300002880	10/31/2012	(54.66)
68533000	FICA	CF	9300002882	10/31/2012	45.30
68533000	FICA	CF	9300002882	10/31/2012	(45.30)
68533000	FICA	CF	9300002885	10/31/2012	20.36
68533000	FICA	CF	9300002885	10/31/2012	(20.36)
68533000	FICA	CF	9300002887	10/31/2012	(1.08)
68533000	FICA	CF	9300002887	10/31/2012	1.08
68533000	FICA	CF	9300002889	10/31/2012	132.85
68533000	FICA	CF	9300002889	10/31/2012	(132.85)
68533000	FICA	CF	9300002891	10/31/2012	(8.73)
68533000	FICA	CF	9300002891	10/31/2012	8.73
68533000	FICA	CF	9300002893	10/31/2012	(17.47)
68533000	FICA	CF	9300002893	10/31/2012	17.47
68533000	FICA	CF	9300002895	10/31/2012	15.53
68533000	FICA	CF	9300002895	10/31/2012	(15.53)
68533000	FICA	CF	9300002897	10/31/2012	(65.28)
68533000	FICA	CF	9300002897	10/31/2012	65.28
68533000	FICA	CF	9300002902	10/31/2012	(517.06)
68533000	FICA	CF	9300002902	10/31/2012	517.06
68533000	FICA	CF	9300002905	10/31/2012	1.73
68533000	FICA	CF	9300002905	10/31/2012	(1.73)
68533000	FICA	CF	9300002907	10/31/2012	(4.18)
68533000	FICA	CF	9300002907	10/31/2012	4.18
68533000	FICA	CF	9300002909	10/31/2012	35.28
68533000	FICA	CF	9300002909	10/31/2012	(35.28)
68533000	FICA	CF	9300002911	10/31/2012	27.34
68533000	FICA	CF	9300002911	10/31/2012	(27.34)
68533000	FICA	CF	9300002916	10/31/2012	(289.41)
68533000	FICA	CF	9300002916	10/31/2012	289.41
68533000	FICA	CF	9300002918	10/31/2012	9.59
68533000	FICA	CF	9300002918	10/31/2012	(9.59)
68533000	FICA	CF	9300002920	10/31/2012	(220.12)
68533000	FICA	CF	9300002920	10/31/2012	220.12
68533000	FICA	CF	9300002923	10/31/2012	(80.14)
68533000	FICA	CF	9300002923	10/31/2012	80.14
68533000	FICA	CF	9300002925	10/31/2012	91.91
68533000	FICA	CF	9300002925	10/31/2012	(91.91)
68533000	FICA	CF	9300002927	10/31/2012	(19.01)
68533000	FICA	CF	9300002927	10/31/2012	19.01
68533000	FICA	CF	9300002932	10/31/2012	518.76
68533000	FICA	CF	9300002932	10/31/2012	(518.76)
68533000	FICA	CF	9300002935	10/31/2012	(99.70)
68533000	FICA	CF	9300002935	10/31/2012	99.70
68533000	FICA	CF	9300002937	10/31/2012	(5.17)
68533000	FICA	CF	9300002937	10/31/2012	5.17
68533000	FICA	CF	9300002939	10/31/2012	10.60
68533000	FICA	CF	9300002939	10/31/2012	(10.60)
68533000	FICA	CF	9300002941	10/31/2012	(42.86)
68533000	FICA	CF	9300002941	10/31/2012	42.86
68533000	FICA	CF	9300002943	10/31/2012	(9.18)
68533000	FICA	CF	9300002943	10/31/2012	9.18
68533000	FICA	CF	9300002946	10/31/2012	(51.87)
68533000	FICA	CF	9300002946	10/31/2012	51.87
68533000	FICA	CF	9300002948	10/31/2012	(0.19)
68533000	FICA	CF	9300002948	10/31/2012	0.19
68533000	FICA	CF	9300002950	10/31/2012	(0.03)
68533000	FICA	CF	9300002950	10/31/2012	0.03
68533000	FICA	CF	9300002952	10/31/2012	835.25
68533000	FICA	CF	9300002952	10/31/2012	(835.25)
68533000	FICA	CF	9300002954	10/31/2012	83.09
68533000	FICA	CF	9300002954	10/31/2012	(83.09)

Kentucky American Water Company  
Case No. 2012-00520  
Response to PSC DR1, Item 31

Account	Description	Doc Type	Document Number	Posting Date	Amount
68533000	FICA	CF	9300002956	10/31/2012	70.46
68533000	FICA	CF	9300002956	10/31/2012	(70.46)
68533000	FICA	CF	9300002958	10/31/2012	(311.55)
68533000	FICA	CF	9300002958	10/31/2012	311.55
68533000	FICA	CF	9300002988	10/31/2012	(16.10)
68533000	FICA	CF	9300002988	10/31/2012	16.10
68533000	FICA	CF	9300002989	10/31/2012	(45.81)
68533000	FICA	CF	9300002989	10/31/2012	45.81
68533000	FICA	CF	9300003065	10/31/2012	(1,405.60)
68533000	FICA	CF	9300003065	10/31/2012	1,405.60
68533000	FICA	CF	9300003067	10/31/2012	(42.73)
68533000	FICA	CF	9300003067	10/31/2012	42.73
68533000	FICA	CF	9300003069	10/31/2012	(125.42)
68533000	FICA	CF	9300003069	10/31/2012	125.42
68533000	FICA	CF	9300003072	10/31/2012	(1,112.67)
68533000	FICA	CF	9300003072	10/31/2012	1,112.67
68533000	FICA	CF	9300003079	10/31/2012	(413.70)
68533000	FICA	CF	9300003079	10/31/2012	413.70
68533000	FICA	CF	9300003081	10/31/2012	(1,044.40)
68533000	FICA	CF	9300003081	10/31/2012	1,044.40
68533000	FICA	CF	9300003086	10/31/2012	(1,663.35)
68533000	FICA	CF	9300003086	10/31/2012	1,663.35
68533000	FICA	CF	9300003090	10/31/2012	(256.65)
68533000	FICA	CF	9300003090	10/31/2012	256.65
68533000	FICA	CF	9300003096	10/31/2012	(182.74)
68533000	FICA	CF	9300003096	10/31/2012	182.74
68533000	FICA	CF	9300003098	10/31/2012	(322.64)
68533000	FICA	CF	9300003098	10/31/2012	322.64
68533000	FICA	CF	9300003101	10/31/2012	(44.59)
68533000	FICA	CF	9300003101	10/31/2012	44.59
68533000	FICA	CF	9300003103	10/31/2012	(1,574.21)
68533000	FICA	CF	9300003103	10/31/2012	1,574.21
68533000	FICA	CF	9300003107	10/31/2012	(4,130.33)
68533000	FICA	CF	9300003107	10/31/2012	4,130.33
68533000	FICA	CF	9300003110	10/31/2012	(307.92)
68533000	FICA	CF	9300003110	10/31/2012	307.92
68533000	FICA	CF	9300003112	10/31/2012	(27.94)
68533000	FICA	CF	9300003112	10/31/2012	27.94
68533000	FICA	CF	9300003117	10/31/2012	(1,729.81)
68533000	FICA	CF	9300003117	10/31/2012	1,729.81
68533000	FICA	CF	9300003121	10/31/2012	(729.55)
68533000	FICA	CF	9300003121	10/31/2012	729.55
68533000	FICA	CF	9300003124	10/31/2012	(1,966.97)
68533000	FICA	CF	9300003124	10/31/2012	1,966.97
68533000	FICA	CF	9300003127	10/31/2012	(326.79)
68533000	FICA	CF	9300003127	10/31/2012	326.79
68533000	FICA	CF	9300003129	10/31/2012	(436.53)
68533000	FICA	CF	9300003129	10/31/2012	436.53
68533000	FICA	CF	9300003131	10/31/2012	(1,814.94)
68533000	FICA	CF	9300003131	10/31/2012	1,814.94
68533000	FICA	CF	9300003135	10/31/2012	(10,490.51)
68533000	FICA	CF	9300003135	10/31/2012	10,490.51
68533000	FICA	CF	9300003137	10/31/2012	(1,364.17)
68533000	FICA	CF	9300003137	10/31/2012	1,364.17
68533000	FICA	CF	9300003139	10/31/2012	(158.06)
68533000	FICA	CF	9300003139	10/31/2012	158.06
68533000	FICA	CF	9300003141	10/31/2012	(254.87)
68533000	FICA	CF	9300003141	10/31/2012	254.87
68533000	FICA	CF	9300003143	10/31/2012	(27.01)
68533000	FICA	CF	9300003143	10/31/2012	27.01
68533000	FICA	CF	9300003146	10/31/2012	(180.97)
68533000	FICA	CF	9300003146	10/31/2012	180.97
68533000	FICA	CF	9300003148	10/31/2012	(260.59)
68533000	FICA	CF	9300003148	10/31/2012	260.59
68533000	FICA	CF	9300003150	10/31/2012	(147.90)
68533000	FICA	CF	9300003150	10/31/2012	147.90
68533000	FICA	CF	9300003152	10/31/2012	(7,453.56)
68533000	FICA	CF	9300003152	10/31/2012	7,453.56
68533000	FICA	CF	9300003154	10/31/2012	(559.94)
68533000	FICA	CF	9300003154	10/31/2012	559.94
68533000	FICA	CF	9300003158	10/31/2012	(351.26)
68533000	FICA	CF	9300003158	10/31/2012	351.26
68533000	FICA	CF	9300003160	10/31/2012	(1,344.35)
68533000	FICA	CF	9300003160	10/31/2012	1,344.35
68533000	FICA	CF	9300003275	10/31/2012	(0.63)
68533000	FICA	CF	9300003275	10/31/2012	0.63
68533000	FICA	CF	9300003436	10/31/2012	(62.86)

Kentucky American Water Company  
Case No. 2012-00520  
Response to PSC DR1, Item 31

Account	Description	Doc Type	Document Number	Posting Date	Amount
68533000	FICA	CF	9300003436	10/31/2012	62.86
68533100	FICA Cap Credits	UT	9300002864	10/31/2012	(17.35)
68533100	FICA Cap Credits	UT	9300003063	10/31/2012	(1,853.38)
68533100	FICA Cap Credits	UT	9300003370	10/31/2012	(0.63)
68533100	FICA Cap Credits	UT	9300002863	10/31/2012	(7.40)
68533100	FICA Cap Credits	UT	9300003062	10/31/2012	(34.04)
68535000	SUTA	CF	9300002866	10/31/2012	27.76
68535000	SUTA	CF	9300002866	10/31/2012	(27.76)
68535000	SUTA	CF	9300002891	10/31/2012	(0.20)
68535000	SUTA	CF	9300002891	10/31/2012	0.20
68535000	SUTA	CF	9300002895	10/31/2012	0.64
68535000	SUTA	CF	9300002895	10/31/2012	(0.64)
68535000	SUTA	CF	9300002897	10/31/2012	(1.96)
68535000	SUTA	CF	9300002897	10/31/2012	1.96
68535000	SUTA	CF	9300002927	10/31/2012	(16.52)
68535000	SUTA	CF	9300002927	10/31/2012	16.52
68535000	SUTA	CF	9300002932	10/31/2012	35.02
68535000	SUTA	CF	9300002932	10/31/2012	(35.02)
68535000	SUTA	CF	9300002937	10/31/2012	(1.05)
68535000	SUTA	CF	9300002937	10/31/2012	1.05
68535000	SUTA	CF	9300002952	10/31/2012	(2.86)
68535000	SUTA	CF	9300002952	10/31/2012	2.86
68535000	SUTA	CF	9300002958	10/31/2012	(3.61)
68535000	SUTA	CF	9300002958	10/31/2012	3.61
68535000	SUTA	CF	9300002989	10/31/2012	(0.05)
68535000	SUTA	CF	9300002989	10/31/2012	0.05
68535000	SUTA	CF	9300003117	10/31/2012	(16.12)
68535000	SUTA	CF	9300003117	10/31/2012	16.12
68535000	SUTA	CF	9300003129	10/31/2012	(19.50)
68535000	SUTA	CF	9300003129	10/31/2012	19.50
68535000	SUTA	CF	9300003131	10/31/2012	(6.80)
68535000	SUTA	CF	9300003131	10/31/2012	6.80
68535000	SUTA	CF	9300003152	10/31/2012	(19.61)
68535000	SUTA	CF	9300003152	10/31/2012	19.61
68535000	SUTA	CF	9300003158	10/31/2012	(13.94)
68535000	SUTA	CF	9300003158	10/31/2012	13.94
68535100	SUTA Cap Credits	UT	9300002864	10/31/2012	15.48
68535100	SUTA Cap Credits	UT	9300003063	10/31/2012	(0.05)
68545000	Utility Reg Assessme	CF	9300003376	10/31/2012	(12,177.99)
68545000	Utility Reg Assessme	CF	9300003376	10/31/2012	12,177.99
69011000	FIT-Current	SJ	100001690	10/31/2012	648,271.65
69021000	SIT-Current	SJ	100001690	10/31/2012	118,225.83
69031000	FIT-Oth Inc&Ded CY	SJ	100001690	10/31/2012	(1,984.86)
69041000	SIT-Oth Inc&Ded CY	SJ	100001690	10/31/2012	(361.98)
69065000	Def FIT-Other	SJ	100001690	10/31/2012	(141,601.02)
69065000	Def FIT-Other	SJ	100001690	10/31/2012	26,669.81
69073500	Def SIT-Other	SJ	100001690	10/31/2012	(25,823.88)
69073500	Def SIT-Other	SJ	100001690	10/31/2012	4,863.81
70510000	AFUDC-Equity	SA	100001681	10/31/2012	0.31
70510000	AFUDC-Equity	SA	100001681	10/31/2012	0.50
70510000	AFUDC-Equity	SA	100001681	10/31/2012	2.65
70510000	AFUDC-Equity	SA	100001681	10/31/2012	0.38
70510000	AFUDC-Equity	SA	100001681	10/31/2012	0.38
70510000	AFUDC-Equity	SA	100001681	10/31/2012	0.39
70510000	AFUDC-Equity	SA	100001681	10/31/2012	15.82
70510000	AFUDC-Equity	SA	100001681	10/31/2012	21.18
70510000	AFUDC-Equity	SA	100001681	10/31/2012	15.22
70510000	AFUDC-Equity	SA	100001681	10/31/2012	0.41
70510000	AFUDC-Equity	SA	100001681	10/31/2012	0.41
70510000	AFUDC-Equity	SA	100001681	10/31/2012	0.16
70510000	AFUDC-Equity	SA	100001681	10/31/2012	0.32
70510000	AFUDC-Equity	SA	100001681	10/31/2012	0.26
70510000	AFUDC-Equity	SA	100001681	10/31/2012	0.21
70510000	AFUDC-Equity	SA	100001681	10/31/2012	0.17
70510000	AFUDC-Equity	SA	100001681	10/31/2012	0.26
70510000	AFUDC-Equity	SA	100001681	10/31/2012	4.97
70510000	AFUDC-Equity	SA	100001681	10/31/2012	5.42
70510000	AFUDC-Equity	SA	100001681	10/31/2012	1.08
70510000	AFUDC-Equity	SA	100001681	10/31/2012	1.53
70510000	AFUDC-Equity	SA	100001681	10/31/2012	1.76
70510000	AFUDC-Equity	SA	100001681	10/31/2012	1.66
70510000	AFUDC-Equity	SA	100001681	10/31/2012	3.10
70510000	AFUDC-Equity	SA	100001681	10/31/2012	3.07
70510000	AFUDC-Equity	SA	100001681	10/31/2012	(0.31)
70510000	AFUDC-Equity	SA	100001681	10/31/2012	(0.50)
70510000	AFUDC-Equity	SA	100001681	10/31/2012	(2.65)
70510000	AFUDC-Equity	SA	100001681	10/31/2012	(0.38)

Kentucky American Water Company  
Case No. 2012-00520  
Response to PSC DR1, Item 31

Account	Description	Doc Type	Document Number	Posting Date	Amount
70510000	AFUDC-Equity	SA	100001681	10/31/2012	(0.38)
70510000	AFUDC-Equity	SA	100001681	10/31/2012	(0.39)
70510000	AFUDC-Equity	SA	100001681	10/31/2012	(15.82)
70510000	AFUDC-Equity	SA	100001681	10/31/2012	(21.18)
70510000	AFUDC-Equity	SA	100001681	10/31/2012	(15.22)
70510000	AFUDC-Equity	SA	100001681	10/31/2012	(0.41)
70510000	AFUDC-Equity	SA	100001681	10/31/2012	(0.41)
70510000	AFUDC-Equity	SA	100001681	10/31/2012	(0.16)
70510000	AFUDC-Equity	SA	100001681	10/31/2012	(0.32)
70510000	AFUDC-Equity	SA	100001681	10/31/2012	(0.26)
70510000	AFUDC-Equity	SA	100001681	10/31/2012	(0.21)
70510000	AFUDC-Equity	SA	100001681	10/31/2012	(0.17)
70510000	AFUDC-Equity	SA	100001681	10/31/2012	(0.26)
70510000	AFUDC-Equity	SA	100001681	10/31/2012	(4.97)
70510000	AFUDC-Equity	SA	100001681	10/31/2012	(5.42)
70510000	AFUDC-Equity	SA	100001681	10/31/2012	(1.08)
70510000	AFUDC-Equity	SA	100001681	10/31/2012	(1.53)
70510000	AFUDC-Equity	SA	100001681	10/31/2012	(1.76)
70510000	AFUDC-Equity	SA	100001681	10/31/2012	(1.66)
70510000	AFUDC-Equity	SA	100001681	10/31/2012	(3.10)
70510000	AFUDC-Equity	SA	100001681	10/31/2012	(3.07)
70510000	AFUDC-Equity	UI	2000000371	10/31/2012	(161.66)
70510000	AFUDC-Equity	UI	2000000371	10/31/2012	(13,664.75)
70510000	AFUDC-Equity	UI	2000000371	10/31/2012	133.58
70510000	AFUDC-Equity	UI	2000000371	10/31/2012	(3,688.87)
70510000	AFUDC-Equity	UI	2000000371	10/31/2012	(24,247.77)
70510000	AFUDC-Equity	UZ	2000000372	10/31/2012	(2,114.38)
70510000	AFUDC-Equity	UI	2000000371	10/31/2012	2,114.38
70510000	AFUDC-Equity	UZ	2000000372	10/31/2012	(268.77)
70510000	AFUDC-Equity	UI	2000000371	10/31/2012	268.77
70510000	AFUDC-Equity	UZ	2000000372	10/31/2012	(1,857.92)
70510000	AFUDC-Equity	UI	2000000371	10/31/2012	1,857.92
70510000	AFUDC-Equity	UZ	2000000372	10/31/2012	(2,156.20)
70510000	AFUDC-Equity	UI	2000000371	10/31/2012	2,156.20
70510000	AFUDC-Equity	UI	2000000371	10/31/2012	37.15
70510000	AFUDC-Equity	UZ	2000000372	10/31/2012	(37.15)
70510000	AFUDC-Equity	UI	2000000371	10/31/2012	36.85
70510000	AFUDC-Equity	UZ	2000000372	10/31/2012	(36.85)
70510000	AFUDC-Equity	UI	2000000371	10/31/2012	3.95
70510000	AFUDC-Equity	UZ	2000000372	10/31/2012	(3.95)
70510000	AFUDC-Equity	UI	2000000371	10/31/2012	30.24
70510000	AFUDC-Equity	UZ	2000000372	10/31/2012	(30.24)
70510000	AFUDC-Equity	UI	2000000371	10/31/2012	33.01
70510000	AFUDC-Equity	UZ	2000000372	10/31/2012	(33.01)
70510000	AFUDC-Equity	UI	2000000371	10/31/2012	18.60
70510000	AFUDC-Equity	UZ	2000000372	10/31/2012	(18.60)
70510000	AFUDC-Equity	UI	2000000371	10/31/2012	34.78
70510000	AFUDC-Equity	UZ	2000000372	10/31/2012	(34.78)
70510000	AFUDC-Equity	UI	2000000371	10/31/2012	39.55
70510000	AFUDC-Equity	UZ	2000000372	10/31/2012	(39.55)
70510000	AFUDC-Equity	UI	2000000371	10/31/2012	15.33
70510000	AFUDC-Equity	UZ	2000000372	10/31/2012	(15.33)
70510000	AFUDC-Equity	UI	2000000371	10/31/2012	3.61
70510000	AFUDC-Equity	UZ	2000000372	10/31/2012	(3.61)
70510000	AFUDC-Equity	UI	2000000371	10/31/2012	0.19
70510000	AFUDC-Equity	UZ	2000000372	10/31/2012	(0.19)
70510000	AFUDC-Equity	UI	2000000371	10/31/2012	1,388.84
70510000	AFUDC-Equity	UZ	2000000372	10/31/2012	(1,388.84)
70510000	AFUDC-Equity	UI	2000000371	10/31/2012	38.18
70510000	AFUDC-Equity	UZ	2000000372	10/31/2012	(38.18)
70510000	AFUDC-Equity	UI	2000000371	10/31/2012	60.02
70510000	AFUDC-Equity	UZ	2000000372	10/31/2012	(60.02)
70510000	AFUDC-Equity	UI	2000000371	10/31/2012	543.87
70510000	AFUDC-Equity	UZ	2000000372	10/31/2012	(543.87)
70510000	AFUDC-Equity	UI	2000000371	10/31/2012	328.18
70510000	AFUDC-Equity	UZ	2000000372	10/31/2012	(328.18)
70510000	AFUDC-Equity	UI	2000000371	10/31/2012	6.44
70510000	AFUDC-Equity	UZ	2000000372	10/31/2012	(6.44)
70510000	AFUDC-Equity	UI	2000000371	10/31/2012	43.39
70510000	AFUDC-Equity	UZ	2000000372	10/31/2012	(43.39)
70510000	AFUDC-Equity	UI	2000000371	10/31/2012	14.50
70510000	AFUDC-Equity	UZ	2000000372	10/31/2012	(14.50)
70510000	AFUDC-Equity	UI	2000000371	10/31/2012	85.02
70510000	AFUDC-Equity	UZ	2000000372	10/31/2012	(85.02)
70510000	AFUDC-Equity	UI	2000000371	10/31/2012	96.90
70510000	AFUDC-Equity	UZ	2000000372	10/31/2012	(96.90)
70510000	AFUDC-Equity	UI	2000000371	10/31/2012	45.37

Kentucky American Water Company  
Case No. 2012-00520  
Response to PSC DR1, Item 31

Account	Description	Doc Type	Document Number	Posting Date	Amount
70510000	AFUDC-Equity	UZ	2000000372	10/31/2012	(45.37)
70510000	AFUDC-Equity	UI	2000000371	10/31/2012	19.79
70510000	AFUDC-Equity	UZ	2000000372	10/31/2012	(19.79)
70510000	AFUDC-Equity	UI	2000000371	10/31/2012	0.77
70510000	AFUDC-Equity	UZ	2000000372	10/31/2012	(0.77)
70510000	AFUDC-Equity	UI	2000000371	10/31/2012	25.68
70510000	AFUDC-Equity	UZ	2000000372	10/31/2012	(25.68)
70510000	AFUDC-Equity	UI	2000000371	10/31/2012	0.62
70510000	AFUDC-Equity	UZ	2000000372	10/31/2012	(0.62)
70510000	AFUDC-Equity	UI	2000000371	10/31/2012	1,145.39
70510000	AFUDC-Equity	UZ	2000000372	10/31/2012	(1,145.39)
70510000	AFUDC-Equity	UI	2000000371	10/31/2012	11.69
70510000	AFUDC-Equity	UZ	2000000372	10/31/2012	(11.69)
70510000	AFUDC-Equity	UI	2000000371	10/31/2012	17.31
70510000	AFUDC-Equity	UZ	2000000372	10/31/2012	(17.31)
70510000	AFUDC-Equity	UI	2000000371	10/31/2012	37.46
70510000	AFUDC-Equity	UZ	2000000372	10/31/2012	(37.46)
70510000	AFUDC-Equity	UI	2000000371	10/31/2012	17.45
70510000	AFUDC-Equity	UZ	2000000372	10/31/2012	(17.45)
70510000	AFUDC-Equity	UI	2000000371	10/31/2012	15.06
70510000	AFUDC-Equity	UZ	2000000372	10/31/2012	(15.06)
70510000	AFUDC-Equity	UI	2000000371	10/31/2012	10.37
70510000	AFUDC-Equity	UZ	2000000372	10/31/2012	(10.37)
70510000	AFUDC-Equity	UI	2000000371	10/31/2012	98.77
70510000	AFUDC-Equity	UZ	2000000372	10/31/2012	(98.77)
70510000	AFUDC-Equity	UI	2000000371	10/31/2012	163.63
70510000	AFUDC-Equity	UZ	2000000372	10/31/2012	(163.63)
70510000	AFUDC-Equity	UI	2000000371	10/31/2012	227.59
70510000	AFUDC-Equity	UZ	2000000372	10/31/2012	(227.59)
70510000	AFUDC-Equity	UI	2000000371	10/31/2012	104.37
70510000	AFUDC-Equity	UZ	2000000372	10/31/2012	(104.37)
70510000	AFUDC-Equity	UI	2000000371	10/31/2012	133.15
70510000	AFUDC-Equity	UZ	2000000372	10/31/2012	(133.15)
70510000	AFUDC-Equity	UI	2000000371	10/31/2012	22.47
70510000	AFUDC-Equity	UZ	2000000372	10/31/2012	(22.47)
70510000	AFUDC-Equity	UI	2000000371	10/31/2012	80.29
70510000	AFUDC-Equity	UZ	2000000372	10/31/2012	(80.29)
70510000	AFUDC-Equity	UI	2000000371	10/31/2012	5.12
70510000	AFUDC-Equity	UZ	2000000372	10/31/2012	(5.12)
70510000	AFUDC-Equity	UI	2000000371	10/31/2012	45.04
70510000	AFUDC-Equity	UZ	2000000372	10/31/2012	(45.04)
70510000	AFUDC-Equity	UI	2000000371	10/31/2012	2,616.56
70510000	AFUDC-Equity	UZ	2000000372	10/31/2012	(2,616.56)
70510000	AFUDC-Equity	UI	2000000371	10/31/2012	3,224.68
70510000	AFUDC-Equity	UZ	2000000372	10/31/2012	(3,224.68)
70510000	AFUDC-Equity	UI	2000000371	10/31/2012	24.61
70510000	AFUDC-Equity	UZ	2000000372	10/31/2012	(24.61)
70510000	AFUDC-Equity	UI	2000000371	10/31/2012	92.16
70510000	AFUDC-Equity	UZ	2000000372	10/31/2012	(92.16)
70510000	AFUDC-Equity	UI	2000000371	10/31/2012	639.06
70510000	AFUDC-Equity	UZ	2000000372	10/31/2012	(639.06)
70510000	AFUDC-Equity	UI	2000000371	10/31/2012	12.75
70510000	AFUDC-Equity	UZ	2000000372	10/31/2012	(12.75)
70510000	AFUDC-Equity	UI	2000000371	10/31/2012	9.52
70510000	AFUDC-Equity	UZ	2000000372	10/31/2012	(9.52)
70510000	AFUDC-Equity	UI	2000000371	10/31/2012	20.05
70510000	AFUDC-Equity	UZ	2000000372	10/31/2012	(20.05)
70510000	AFUDC-Equity	UI	2000000371	10/31/2012	1,612.50
70510000	AFUDC-Equity	UZ	2000000372	10/31/2012	(1,612.50)
70510000	AFUDC-Equity	UI	2000000371	10/31/2012	263.84
70510000	AFUDC-Equity	UZ	2000000372	10/31/2012	(263.84)
70510000	AFUDC-Equity	UI	2000000371	10/31/2012	11.29
70510000	AFUDC-Equity	UZ	2000000372	10/31/2012	(11.29)
70510000	AFUDC-Equity	UI	2000000371	10/31/2012	12.09
70510000	AFUDC-Equity	UZ	2000000372	10/31/2012	(12.09)
70510000	AFUDC-Equity	UI	2000000371	10/31/2012	12.60
70510000	AFUDC-Equity	UZ	2000000372	10/31/2012	(12.60)
70510000	AFUDC-Equity	UI	2000000371	10/31/2012	0.35
70510000	AFUDC-Equity	UZ	2000000372	10/31/2012	(0.35)
70510000	AFUDC-Equity	UI	2000000371	10/31/2012	30.49
70510000	AFUDC-Equity	UZ	2000000372	10/31/2012	(30.49)
70510000	AFUDC-Equity	UI	2000000371	10/31/2012	507.73
70510000	AFUDC-Equity	UZ	2000000372	10/31/2012	(507.73)
70510000	AFUDC-Equity	UI	2000000371	10/31/2012	3.51
70510000	AFUDC-Equity	UZ	2000000372	10/31/2012	(3.51)
70510000	AFUDC-Equity	UI	2000000371	10/31/2012	1.73
70510000	AFUDC-Equity	UZ	2000000372	10/31/2012	(1.73)

Kentucky American Water Company  
Case No. 2012-00520  
Response to PSC DR1, Item 31

Account	Description	Doc Type	Document Number	Posting Date	Amount
70510000	AFUDC-Equity	UI	2000000371	10/31/2012	0.01
70510000	AFUDC-Equity	UZ	2000000372	10/31/2012	(0.01)
70510000	AFUDC-Equity	UI	2000000371	10/31/2012	2.65
70510000	AFUDC-Equity	UZ	2000000372	10/31/2012	(2.65)
70510000	AFUDC-Equity	UI	2000000371	10/31/2012	10.21
70510000	AFUDC-Equity	UZ	2000000372	10/31/2012	(10.21)
70510000	AFUDC-Equity	UI	2000000371	10/31/2012	1.76
70510000	AFUDC-Equity	UZ	2000000372	10/31/2012	(1.76)
70510000	AFUDC-Equity	UI	2000000371	10/31/2012	16.03
70510000	AFUDC-Equity	UZ	2000000372	10/31/2012	(16.03)
70510000	AFUDC-Equity	UI	2000000371	10/31/2012	9.86
70510000	AFUDC-Equity	UZ	2000000372	10/31/2012	(9.86)
70510000	AFUDC-Equity	UI	2000000371	10/31/2012	239.80
70510000	AFUDC-Equity	UZ	2000000372	10/31/2012	(239.80)
70510000	AFUDC-Equity	UI	2000000371	10/31/2012	38.91
70510000	AFUDC-Equity	UZ	2000000372	10/31/2012	(38.91)
70510000	AFUDC-Equity	UI	2000000371	10/31/2012	68.64
70510000	AFUDC-Equity	UZ	2000000372	10/31/2012	(68.64)
70510000	AFUDC-Equity	UI	2000000371	10/31/2012	106.07
70510000	AFUDC-Equity	UZ	2000000372	10/31/2012	(106.07)
70510000	AFUDC-Equity	UI	2000000371	10/31/2012	270.70
70510000	AFUDC-Equity	UZ	2000000372	10/31/2012	(270.70)
70510000	AFUDC-Equity	UI	2000000371	10/31/2012	212.90
70510000	AFUDC-Equity	UZ	2000000372	10/31/2012	(212.90)
70510000	AFUDC-Equity	UI	2000000371	10/31/2012	101.09
70510000	AFUDC-Equity	UZ	2000000372	10/31/2012	(101.09)
70510000	AFUDC-Equity	UI	2000000371	10/31/2012	0.22
70510000	AFUDC-Equity	UZ	2000000372	10/31/2012	(0.22)
70510000	AFUDC-Equity	UI	2000000371	10/31/2012	120.29
70510000	AFUDC-Equity	UZ	2000000372	10/31/2012	(120.29)
70510000	AFUDC-Equity	UI	2000000371	10/31/2012	0.22
70510000	AFUDC-Equity	UZ	2000000372	10/31/2012	(0.22)
70510000	AFUDC-Equity	UI	2000000371	10/31/2012	175.98
70510000	AFUDC-Equity	UZ	2000000372	10/31/2012	(175.98)
70510000	AFUDC-Equity	UI	2000000371	10/31/2012	0.03
70510000	AFUDC-Equity	UZ	2000000372	10/31/2012	(0.03)
70510000	AFUDC-Equity	UI	2000000371	10/31/2012	81.98
70510000	AFUDC-Equity	UZ	2000000372	10/31/2012	(81.98)
70510000	AFUDC-Equity	UI	2000000371	10/31/2012	0.10
70510000	AFUDC-Equity	UZ	2000000372	10/31/2012	(0.10)
70510000	AFUDC-Equity	UI	2000000371	10/31/2012	81.68
70510000	AFUDC-Equity	UZ	2000000372	10/31/2012	(81.68)
70510000	AFUDC-Equity	UI	2000000371	10/31/2012	0.51
70510000	AFUDC-Equity	UZ	2000000372	10/31/2012	(0.51)
70510000	AFUDC-Equity	UI	2000000371	10/31/2012	75.62
70510000	AFUDC-Equity	UZ	2000000372	10/31/2012	(75.62)
70510000	AFUDC-Equity	UI	2000000371	10/31/2012	0.60
70510000	AFUDC-Equity	UZ	2000000372	10/31/2012	(0.60)
70510000	AFUDC-Equity	UI	2000000371	10/31/2012	542.23
70510000	AFUDC-Equity	UZ	2000000372	10/31/2012	(542.23)
70510000	AFUDC-Equity	UI	2000000371	10/31/2012	354.62
70510000	AFUDC-Equity	UZ	2000000372	10/31/2012	(354.62)
70510000	AFUDC-Equity	UI	2000000371	10/31/2012	46.21
70510000	AFUDC-Equity	UZ	2000000372	10/31/2012	(46.21)
70510000	AFUDC-Equity	UI	2000000371	10/31/2012	46.21
70510000	AFUDC-Equity	UZ	2000000372	10/31/2012	(46.21)
70510000	AFUDC-Equity	UI	2000000371	10/31/2012	0.01
70510000	AFUDC-Equity	UZ	2000000372	10/31/2012	(0.01)
70510000	AFUDC-Equity	UI	2000000371	10/31/2012	523.50
70510000	AFUDC-Equity	UZ	2000000372	10/31/2012	(523.50)
70510000	AFUDC-Equity	UI	2000000371	10/31/2012	0.15
70510000	AFUDC-Equity	UZ	2000000372	10/31/2012	(0.15)
70510000	AFUDC-Equity	UI	2000000371	10/31/2012	431.33
70510000	AFUDC-Equity	UZ	2000000372	10/31/2012	(431.33)
70510000	AFUDC-Equity	UI	2000000371	10/31/2012	72.99
70510000	AFUDC-Equity	UZ	2000000372	10/31/2012	(72.99)
70510000	AFUDC-Equity	UI	2000000371	10/31/2012	27.04
70510000	AFUDC-Equity	UZ	2000000372	10/31/2012	(27.04)
70510000	AFUDC-Equity	UI	2000000371	10/31/2012	4.25
70510000	AFUDC-Equity	UZ	2000000372	10/31/2012	(4.25)
70510000	AFUDC-Equity	UI	2000000371	10/31/2012	6.67
70510000	AFUDC-Equity	UZ	2000000372	10/31/2012	(6.67)
70510000	AFUDC-Equity	UI	2000000371	10/31/2012	6.67
70510000	AFUDC-Equity	UZ	2000000372	10/31/2012	(6.67)
70510000	AFUDC-Equity	UI	2000000371	10/31/2012	4.25
70510000	AFUDC-Equity	UZ	2000000372	10/31/2012	(4.25)
70510000	AFUDC-Equity	UI	2000000371	10/31/2012	28.25

Kentucky American Water Company  
Case No. 2012-00520  
Response to PSC DR1, Item 31

Account	Description	Doc Type	Document Number	Posting Date	Amount
70510000	AFUDC-Equity	UZ	2000000372	10/31/2012	(28.25)
70510000	AFUDC-Equity	UI	2000000371	10/31/2012	36.27
70510000	AFUDC-Equity	UZ	2000000372	10/31/2012	(36.27)
70510000	AFUDC-Equity	UI	2000000371	10/31/2012	36.27
70510000	AFUDC-Equity	UZ	2000000372	10/31/2012	(36.27)
70510000	AFUDC-Equity	UI	2000000371	10/31/2012	18.66
70510000	AFUDC-Equity	UZ	2000000372	10/31/2012	(18.66)
70510000	AFUDC-Equity	UI	2000000371	10/31/2012	18.66
70510000	AFUDC-Equity	UZ	2000000372	10/31/2012	(18.66)
70510000	AFUDC-Equity	UI	2000000371	10/31/2012	3.50
70510000	AFUDC-Equity	UZ	2000000372	10/31/2012	(3.50)
70510000	AFUDC-Equity	UI	2000000371	10/31/2012	14.28
70510000	AFUDC-Equity	UZ	2000000372	10/31/2012	(14.28)
70510000	AFUDC-Equity	UI	2000000371	10/31/2012	27.15
70510000	AFUDC-Equity	UZ	2000000372	10/31/2012	(27.15)
70510000	AFUDC-Equity	UI	2000000371	10/31/2012	27.15
70510000	AFUDC-Equity	UZ	2000000372	10/31/2012	(27.15)
70510000	AFUDC-Equity	UI	2000000371	10/31/2012	(0.31)
70510000	AFUDC-Equity	UZ	2000000372	10/31/2012	0.31
70510000	AFUDC-Equity	UZ	2000000415	10/31/2012	(0.31)
70510000	AFUDC-Equity	UI	2000000371	10/31/2012	(0.50)
70510000	AFUDC-Equity	UZ	2000000372	10/31/2012	0.50
70510000	AFUDC-Equity	UZ	2000000415	10/31/2012	(0.50)
70510000	AFUDC-Equity	UI	2000000371	10/31/2012	(2.65)
70510000	AFUDC-Equity	UZ	2000000372	10/31/2012	2.65
70510000	AFUDC-Equity	UZ	2000000415	10/31/2012	(2.65)
70510000	AFUDC-Equity	UI	2000000371	10/31/2012	(0.38)
70510000	AFUDC-Equity	UZ	2000000372	10/31/2012	0.38
70510000	AFUDC-Equity	UZ	2000000415	10/31/2012	(0.38)
70510000	AFUDC-Equity	UI	2000000371	10/31/2012	(0.38)
70510000	AFUDC-Equity	UZ	2000000372	10/31/2012	0.38
70510000	AFUDC-Equity	UZ	2000000415	10/31/2012	(0.38)
70510000	AFUDC-Equity	UI	2000000371	10/31/2012	(0.39)
70510000	AFUDC-Equity	UZ	2000000372	10/31/2012	0.39
70510000	AFUDC-Equity	UZ	2000000415	10/31/2012	(0.39)
70510000	AFUDC-Equity	UI	2000000371	10/31/2012	(15.82)
70510000	AFUDC-Equity	UZ	2000000372	10/31/2012	15.82
70510000	AFUDC-Equity	UZ	2000000415	10/31/2012	(15.82)
70510000	AFUDC-Equity	UI	2000000371	10/31/2012	(21.18)
70510000	AFUDC-Equity	UZ	2000000372	10/31/2012	21.18
70510000	AFUDC-Equity	UZ	2000000415	10/31/2012	(21.18)
70510000	AFUDC-Equity	UI	2000000371	10/31/2012	(15.22)
70510000	AFUDC-Equity	UZ	2000000372	10/31/2012	15.22
70510000	AFUDC-Equity	UZ	2000000415	10/31/2012	(15.22)
70510000	AFUDC-Equity	UI	2000000371	10/31/2012	(0.41)
70510000	AFUDC-Equity	UZ	2000000372	10/31/2012	0.41
70510000	AFUDC-Equity	UZ	2000000415	10/31/2012	(0.41)
70510000	AFUDC-Equity	UI	2000000371	10/31/2012	(0.41)
70510000	AFUDC-Equity	UZ	2000000372	10/31/2012	0.41
70510000	AFUDC-Equity	UZ	2000000415	10/31/2012	(0.41)
70510000	AFUDC-Equity	UI	2000000371	10/31/2012	(0.16)
70510000	AFUDC-Equity	UZ	2000000372	10/31/2012	0.16
70510000	AFUDC-Equity	UZ	2000000415	10/31/2012	(0.16)
70510000	AFUDC-Equity	UI	2000000371	10/31/2012	(0.32)
70510000	AFUDC-Equity	UZ	2000000372	10/31/2012	0.32
70510000	AFUDC-Equity	UZ	2000000415	10/31/2012	(0.32)
70510000	AFUDC-Equity	UI	2000000371	10/31/2012	(0.26)
70510000	AFUDC-Equity	UZ	2000000372	10/31/2012	0.26
70510000	AFUDC-Equity	UZ	2000000415	10/31/2012	(0.26)
70510000	AFUDC-Equity	UI	2000000371	10/31/2012	(0.21)
70510000	AFUDC-Equity	UZ	2000000372	10/31/2012	0.21
70510000	AFUDC-Equity	UZ	2000000415	10/31/2012	(0.21)
70510000	AFUDC-Equity	UI	2000000371	10/31/2012	(0.17)
70510000	AFUDC-Equity	UZ	2000000372	10/31/2012	0.17
70510000	AFUDC-Equity	UZ	2000000415	10/31/2012	(0.17)
70510000	AFUDC-Equity	UI	2000000371	10/31/2012	(0.26)
70510000	AFUDC-Equity	UZ	2000000372	10/31/2012	0.26
70510000	AFUDC-Equity	UZ	2000000415	10/31/2012	(0.26)
70510000	AFUDC-Equity	UI	2000000371	10/31/2012	(4.97)
70510000	AFUDC-Equity	UZ	2000000372	10/31/2012	4.97
70510000	AFUDC-Equity	UZ	2000000415	10/31/2012	(4.97)
70510000	AFUDC-Equity	UI	2000000371	10/31/2012	(5.42)
70510000	AFUDC-Equity	UZ	2000000372	10/31/2012	5.42
70510000	AFUDC-Equity	UZ	2000000415	10/31/2012	(5.42)
70510000	AFUDC-Equity	UI	2000000371	10/31/2012	(1.08)
70510000	AFUDC-Equity	UZ	2000000372	10/31/2012	1.08
70510000	AFUDC-Equity	UZ	2000000415	10/31/2012	(1.08)

Kentucky American Water Company  
Case No. 2012-00520  
Response to PSC DR1, Item 31

Account	Description	Doc Type	Document Number	Posting Date	Amount
70510000	AFUDC-Equity	UI	2000000371	10/31/2012	(1.53)
70510000	AFUDC-Equity	UZ	2000000372	10/31/2012	1.53
70510000	AFUDC-Equity	UZ	2000000415	10/31/2012	(1.53)
70510000	AFUDC-Equity	UI	2000000371	10/31/2012	(1.76)
70510000	AFUDC-Equity	UZ	2000000372	10/31/2012	1.76
70510000	AFUDC-Equity	UZ	2000000415	10/31/2012	(1.76)
70510000	AFUDC-Equity	UI	2000000371	10/31/2012	(1.66)
70510000	AFUDC-Equity	UZ	2000000372	10/31/2012	1.66
70510000	AFUDC-Equity	UZ	2000000415	10/31/2012	(1.66)
70510000	AFUDC-Equity	UI	2000000371	10/31/2012	(3.10)
70510000	AFUDC-Equity	UZ	2000000372	10/31/2012	3.10
70510000	AFUDC-Equity	UZ	2000000415	10/31/2012	(3.10)
70510000	AFUDC-Equity	UI	2000000371	10/31/2012	(3.07)
70510000	AFUDC-Equity	UZ	2000000372	10/31/2012	3.07
70510000	AFUDC-Equity	UZ	2000000415	10/31/2012	(3.07)
70510000	AFUDC-Equity	UI	2000000371	10/31/2012	236.66
70510000	AFUDC-Equity	UZ	2000000372	10/31/2012	(236.66)
70510000	AFUDC-Equity	UI	2000000371	10/31/2012	248.26
70510000	AFUDC-Equity	UZ	2000000372	10/31/2012	(248.26)
70510000	AFUDC-Equity	UI	2000000371	10/31/2012	7.63
70510000	AFUDC-Equity	UZ	2000000372	10/31/2012	(7.63)
70510000	AFUDC-Equity	UI	2000000371	10/31/2012	7.71
70510000	AFUDC-Equity	UZ	2000000372	10/31/2012	(7.71)
70510000	AFUDC-Equity	UI	2000000371	10/31/2012	272.70
70510000	AFUDC-Equity	UZ	2000000372	10/31/2012	(272.70)
70510000	AFUDC-Equity	UI	2000000371	10/31/2012	272.70
70510000	AFUDC-Equity	UZ	2000000372	10/31/2012	(272.70)
71521000	M&J Expenses	CF	9300003165	10/31/2012	2,459.33
71521000	M&J Expenses	CF	9300003165	10/31/2012	(2,459.33)
71521000	M&J Expenses	CF	9300003166	10/31/2012	585.77
71521000	M&J Expenses	CF	9300003166	10/31/2012	(585.77)
71521000	M&J Expenses	CF	9300003167	10/31/2012	2,679.48
71521000	M&J Expenses	CF	9300003167	10/31/2012	(2,679.48)
71521000	M&J Expenses	CF	9300003168	10/31/2012	531.03
71521000	M&J Expenses	CF	9300003168	10/31/2012	(531.03)
71521000	M&J Expenses	CF	9300003169	10/31/2012	2,574.09
71521000	M&J Expenses	CF	9300003169	10/31/2012	(2,574.09)
71521000	M&J Expenses	CF	9300003170	10/31/2012	675.63
71521000	M&J Expenses	CF	9300003170	10/31/2012	(675.63)
71521000	M&J Expenses	CS	9300003172	10/31/2012	(9,505.33)
71521000	M&J Expenses	CS	9300003172	10/31/2012	9,505.33
71521000	M&J Expenses	CS	9300003234	10/31/2012	713.69
72802100	CIAC Rcpt Non-SrvClr	DR	4000003019	10/31/2012	(817.00)
72802100	CIAC Rcpt Non-SrvClr	DR	4000003030	10/31/2012	(817.00)
72802100	CIAC Rcpt Non-SrvClr	UZ	2000000349	10/31/2012	16,358.00
72802100	CIAC Rcpt Non-SrvClr	UZ	2000000353	10/31/2012	5,719.00
72803000	Salvg/Scrap Rcpt Clr	SA	100001447	10/31/2012	(500.00)
72803000	Salvg/Scrap Rcpt Clr	SA	100001447	10/31/2012	(500.00)
72803000	Salvg/Scrap Rcpt Clr	SA	100001672	10/31/2012	950.00
72803000	Salvg/Scrap Rcpt Clr	CF	9300003193	10/31/2012	950.00
72803000	Salvg/Scrap Rcpt Clr	CF	9300003193	10/31/2012	(950.00)
72803000	Salvg/Scrap Rcpt Clr	CF	9300004237	10/31/2012	(950.00)
72803000	Salvg/Scrap Rcpt Clr	CF	9300004237	10/31/2012	950.00
72803000	Salvg/Scrap Rcpt Clr	UZ	2000000345	10/31/2012	500.00
72803000	Salvg/Scrap Rcpt Clr	UZ	2000000345	10/31/2012	500.00
72803100	Prop Sale Rcpt Clr	SA	100001447	10/31/2012	500.00
72803100	Prop Sale Rcpt Clr	SA	100001447	10/31/2012	500.00
72803100	Prop Sale Rcpt Clr	UZ	2000000345	10/31/2012	(1,000.00)
75510000	Amort UPAA	SQ	9600000070	10/31/2012	(35.38)
75820000	Othr Income Deductns	CF	9300003081	10/31/2012	(8,500.00)
75820000	Othr Income Deductns	CF	9300003081	10/31/2012	8,500.00
75840000	Lobbying Expenses	CF	9300003195	10/31/2012	(5,890.40)
75840000	Lobbying Expenses	CF	9300003195	10/31/2012	5,890.40
75840000	Lobbying Expenses	SR	9600000079	10/31/2012	469.72
81010000	Interest LTD	UT	9300003171	10/31/2012	(21,751.58)
81010000	Interest LTD	UT	9300003215	10/31/2012	(10,875.79)
81010000	Interest LTD	SR	9600000083	10/31/2012	10,875.79
81010000	Interest LTD	SR	9600000083	10/31/2012	(10,875.79)
81010000	Interest LTD	SA	9700000002	10/31/2012	(456,884.59)
81015000	Interest LTD Interc	SA	9700000002	10/31/2012	(1,346,312.43)
81020000	Div Decl P/S w/ MRR	SA	9700000002	10/31/2012	(31,762.50)
81315000	Interest STD Interc	TI	3000005353	10/31/2012	2,714.86
82010000	Amort Debt Disc&Exp	TC	3000005284	10/31/2012	191.10
82010000	Amort Debt Disc&Exp	TC	3000005285	10/31/2012	202.37
82010000	Amort Debt Disc&Exp	TC	3000005286	10/31/2012	271.77
82015000	Amort Dbt Dsc&Ex I/C	TC	3000005287	10/31/2012	1,699.00
82015000	Amort Dbt Dsc&Ex I/C	TC	3000005288	10/31/2012	1,083.91



Kentucky American Water Company  
Case No. 2012-00520  
Response to PSC DR1, Item 31

Account	Description	Doc Type	Document Number	Posting Date	Amount
82015000	Amort Dbt Dsc&Ex I/C	TC	3000005289	10/31/2012	905.37
82015000	Amort Dbt Dsc&Ex I/C	TC	3000005290	10/31/2012	1,383.42
82015000	Amort Dbt Dsc&Ex I/C	SA	100001682	10/31/2012	(5.70)
82020000	Amort P/S Exp w/ MRR	SR	9600000082	10/31/2012	64.24
85000000	AFUDC Debt	SA	100001681	10/31/2012	0.24
85000000	AFUDC Debt	SA	100001681	10/31/2012	0.39
85000000	AFUDC Debt	SA	100001681	10/31/2012	2.03
85000000	AFUDC Debt	SA	100001681	10/31/2012	0.29
85000000	AFUDC Debt	SA	100001681	10/31/2012	0.29
85000000	AFUDC Debt	SA	100001681	10/31/2012	0.30
85000000	AFUDC Debt	SA	100001681	10/31/2012	12.13
85000000	AFUDC Debt	SA	100001681	10/31/2012	16.25
85000000	AFUDC Debt	SA	100001681	10/31/2012	11.68
85000000	AFUDC Debt	SA	100001681	10/31/2012	0.31
85000000	AFUDC Debt	SA	100001681	10/31/2012	0.31
85000000	AFUDC Debt	SA	100001681	10/31/2012	0.13
85000000	AFUDC Debt	SA	100001681	10/31/2012	0.25
85000000	AFUDC Debt	SA	100001681	10/31/2012	0.20
85000000	AFUDC Debt	SA	100001681	10/31/2012	0.17
85000000	AFUDC Debt	SA	100001681	10/31/2012	0.13
85000000	AFUDC Debt	SA	100001681	10/31/2012	0.20
85000000	AFUDC Debt	SA	100001681	10/31/2012	3.81
85000000	AFUDC Debt	SA	100001681	10/31/2012	4.16
85000000	AFUDC Debt	SA	100001681	10/31/2012	0.83
85000000	AFUDC Debt	SA	100001681	10/31/2012	1.18
85000000	AFUDC Debt	SA	100001681	10/31/2012	1.35
85000000	AFUDC Debt	SA	100001681	10/31/2012	1.27
85000000	AFUDC Debt	SA	100001681	10/31/2012	2.38
85000000	AFUDC Debt	SA	100001681	10/31/2012	2.35
85000000	AFUDC Debt	SA	100001681	10/31/2012	(0.24)
85000000	AFUDC Debt	SA	100001681	10/31/2012	(0.39)
85000000	AFUDC Debt	SA	100001681	10/31/2012	(2.03)
85000000	AFUDC Debt	SA	100001681	10/31/2012	(0.29)
85000000	AFUDC Debt	SA	100001681	10/31/2012	(0.29)
85000000	AFUDC Debt	SA	100001681	10/31/2012	(0.30)
85000000	AFUDC Debt	SA	100001681	10/31/2012	(12.13)
85000000	AFUDC Debt	SA	100001681	10/31/2012	(16.25)
85000000	AFUDC Debt	SA	100001681	10/31/2012	(11.68)
85000000	AFUDC Debt	SA	100001681	10/31/2012	(0.31)
85000000	AFUDC Debt	SA	100001681	10/31/2012	(0.31)
85000000	AFUDC Debt	SA	100001681	10/31/2012	(0.13)
85000000	AFUDC Debt	SA	100001681	10/31/2012	(0.25)
85000000	AFUDC Debt	SA	100001681	10/31/2012	(0.20)
85000000	AFUDC Debt	SA	100001681	10/31/2012	(0.17)
85000000	AFUDC Debt	SA	100001681	10/31/2012	(0.13)
85000000	AFUDC Debt	SA	100001681	10/31/2012	(0.20)
85000000	AFUDC Debt	SA	100001681	10/31/2012	(0.17)
85000000	AFUDC Debt	SA	100001681	10/31/2012	(0.13)
85000000	AFUDC Debt	SA	100001681	10/31/2012	(0.20)
85000000	AFUDC Debt	SA	100001681	10/31/2012	(3.81)
85000000	AFUDC Debt	SA	100001681	10/31/2012	(4.16)
85000000	AFUDC Debt	SA	100001681	10/31/2012	(0.83)
85000000	AFUDC Debt	SA	100001681	10/31/2012	(1.18)
85000000	AFUDC Debt	SA	100001681	10/31/2012	(1.35)
85000000	AFUDC Debt	SA	100001681	10/31/2012	(1.27)
85000000	AFUDC Debt	SA	100001681	10/31/2012	(2.38)
85000000	AFUDC Debt	SA	100001681	10/31/2012	(2.35)
85000000	AFUDC Debt	UI	2000000371	10/31/2012	62.63
85000000	AFUDC Debt	UI	2000000371	10/31/2012	(1,728.98)
85000000	AFUDC Debt	UI	2000000371	10/31/2012	(75.77)
85000000	AFUDC Debt	UI	2000000371	10/31/2012	(11,364.99)
85000000	AFUDC Debt	UI	2000000371	10/31/2012	(6,404.72)
85000000	AFUDC Debt	UZ	2000000372	10/31/2012	(1,621.99)
85000000	AFUDC Debt	UI	2000000371	10/31/2012	1,621.99
85000000	AFUDC Debt	UZ	2000000372	10/31/2012	(206.18)
85000000	AFUDC Debt	UI	2000000371	10/31/2012	206.18
85000000	AFUDC Debt	UZ	2000000372	10/31/2012	(1,425.26)
85000000	AFUDC Debt	UI	2000000371	10/31/2012	1,425.26
85000000	AFUDC Debt	UZ	2000000372	10/31/2012	(1,654.07)
85000000	AFUDC Debt	UI	2000000371	10/31/2012	1,654.07
85000000	AFUDC Debt	UI	2000000371	10/31/2012	28.50
85000000	AFUDC Debt	UZ	2000000372	10/31/2012	(28.50)
85000000	AFUDC Debt	UI	2000000371	10/31/2012	28.27
85000000	AFUDC Debt	UZ	2000000372	10/31/2012	(28.27)
85000000	AFUDC Debt	UI	2000000371	10/31/2012	3.03
85000000	AFUDC Debt	UZ	2000000372	10/31/2012	(3.03)
85000000	AFUDC Debt	UI	2000000371	10/31/2012	23.20
85000000	AFUDC Debt	UZ	2000000372	10/31/2012	(23.20)
85000000	AFUDC Debt	UI	2000000371	10/31/2012	25.32
85000000	AFUDC Debt	UZ	2000000372	10/31/2012	(25.32)

Kentucky American Water Company  
Case No. 2012-00520  
Response to PSC DR1, Item 31

Account	Description	Doc Type	Document Number	Posting Date	Amount
85000000	AFUDC Debt	UI	2000000371	10/31/2012	14.27
85000000	AFUDC Debt	UZ	2000000372	10/31/2012	(14.27)
85000000	AFUDC Debt	UI	2000000371	10/31/2012	26.68
85000000	AFUDC Debt	UZ	2000000372	10/31/2012	(26.68)
85000000	AFUDC Debt	UI	2000000371	10/31/2012	30.34
85000000	AFUDC Debt	UZ	2000000372	10/31/2012	(30.34)
85000000	AFUDC Debt	UI	2000000371	10/31/2012	11.76
85000000	AFUDC Debt	UZ	2000000372	10/31/2012	(11.76)
85000000	AFUDC Debt	UI	2000000371	10/31/2012	2.77
85000000	AFUDC Debt	UZ	2000000372	10/31/2012	(2.77)
85000000	AFUDC Debt	UI	2000000371	10/31/2012	0.15
85000000	AFUDC Debt	UZ	2000000372	10/31/2012	(0.15)
85000000	AFUDC Debt	UI	2000000371	10/31/2012	1,065.41
85000000	AFUDC Debt	UZ	2000000372	10/31/2012	(1,065.41)
85000000	AFUDC Debt	UI	2000000371	10/31/2012	29.29
85000000	AFUDC Debt	UZ	2000000372	10/31/2012	(29.29)
85000000	AFUDC Debt	UI	2000000371	10/31/2012	46.04
85000000	AFUDC Debt	UZ	2000000372	10/31/2012	(46.04)
85000000	AFUDC Debt	UI	2000000371	10/31/2012	417.21
85000000	AFUDC Debt	UZ	2000000372	10/31/2012	(417.21)
85000000	AFUDC Debt	UI	2000000371	10/31/2012	251.76
85000000	AFUDC Debt	UZ	2000000372	10/31/2012	(251.76)
85000000	AFUDC Debt	UI	2000000371	10/31/2012	4.94
85000000	AFUDC Debt	UZ	2000000372	10/31/2012	(4.94)
85000000	AFUDC Debt	UI	2000000371	10/31/2012	33.29
85000000	AFUDC Debt	UZ	2000000372	10/31/2012	(33.29)
85000000	AFUDC Debt	UI	2000000371	10/31/2012	11.13
85000000	AFUDC Debt	UZ	2000000372	10/31/2012	(11.13)
85000000	AFUDC Debt	UI	2000000371	10/31/2012	65.22
85000000	AFUDC Debt	UZ	2000000372	10/31/2012	(65.22)
85000000	AFUDC Debt	UI	2000000371	10/31/2012	74.33
85000000	AFUDC Debt	UZ	2000000372	10/31/2012	(74.33)
85000000	AFUDC Debt	UI	2000000371	10/31/2012	34.80
85000000	AFUDC Debt	UZ	2000000372	10/31/2012	(34.80)
85000000	AFUDC Debt	UI	2000000371	10/31/2012	15.18
85000000	AFUDC Debt	UZ	2000000372	10/31/2012	(15.18)
85000000	AFUDC Debt	UI	2000000371	10/31/2012	0.59
85000000	AFUDC Debt	UZ	2000000372	10/31/2012	(0.59)
85000000	AFUDC Debt	UI	2000000371	10/31/2012	19.70
85000000	AFUDC Debt	UZ	2000000372	10/31/2012	(19.70)
85000000	AFUDC Debt	UI	2000000371	10/31/2012	0.48
85000000	AFUDC Debt	UZ	2000000372	10/31/2012	(0.48)
85000000	AFUDC Debt	UI	2000000371	10/31/2012	878.66
85000000	AFUDC Debt	UZ	2000000372	10/31/2012	(878.66)
85000000	AFUDC Debt	UI	2000000371	10/31/2012	8.97
85000000	AFUDC Debt	UZ	2000000372	10/31/2012	(8.97)
85000000	AFUDC Debt	UI	2000000371	10/31/2012	13.28
85000000	AFUDC Debt	UZ	2000000372	10/31/2012	(13.28)
85000000	AFUDC Debt	UI	2000000371	10/31/2012	28.74
85000000	AFUDC Debt	UZ	2000000372	10/31/2012	(28.74)
85000000	AFUDC Debt	UI	2000000371	10/31/2012	13.39
85000000	AFUDC Debt	UZ	2000000372	10/31/2012	(13.39)
85000000	AFUDC Debt	UI	2000000371	10/31/2012	11.55
85000000	AFUDC Debt	UZ	2000000372	10/31/2012	(11.55)
85000000	AFUDC Debt	UI	2000000371	10/31/2012	7.95
85000000	AFUDC Debt	UZ	2000000372	10/31/2012	(7.95)
85000000	AFUDC Debt	UI	2000000371	10/31/2012	75.77
85000000	AFUDC Debt	UZ	2000000372	10/31/2012	(75.77)
85000000	AFUDC Debt	UI	2000000371	10/31/2012	125.53
85000000	AFUDC Debt	UZ	2000000372	10/31/2012	(125.53)
85000000	AFUDC Debt	UI	2000000371	10/31/2012	174.59
85000000	AFUDC Debt	UZ	2000000372	10/31/2012	(174.59)
85000000	AFUDC Debt	UI	2000000371	10/31/2012	80.07
85000000	AFUDC Debt	UZ	2000000372	10/31/2012	(80.07)
85000000	AFUDC Debt	UI	2000000371	10/31/2012	102.14
85000000	AFUDC Debt	UZ	2000000372	10/31/2012	(102.14)
85000000	AFUDC Debt	UI	2000000371	10/31/2012	17.24
85000000	AFUDC Debt	UZ	2000000372	10/31/2012	(17.24)
85000000	AFUDC Debt	UI	2000000371	10/31/2012	61.59
85000000	AFUDC Debt	UZ	2000000372	10/31/2012	(61.59)
85000000	AFUDC Debt	UI	2000000371	10/31/2012	3.93
85000000	AFUDC Debt	UZ	2000000372	10/31/2012	(3.93)
85000000	AFUDC Debt	UI	2000000371	10/31/2012	34.55
85000000	AFUDC Debt	UZ	2000000372	10/31/2012	(34.55)
85000000	AFUDC Debt	UI	2000000371	10/31/2012	2,007.22
85000000	AFUDC Debt	UZ	2000000372	10/31/2012	(2,007.22)
85000000	AFUDC Debt	UI	2000000371	10/31/2012	2,473.72

Kentucky American Water Company  
Case No. 2012-00520  
Response to PSC DR1, Item 31

Account	Description	Doc Type	Document Number	Posting Date	Amount
85000000	AFUDC Debt	UZ	2000000372	10/31/2012	(2,473.72)
85000000	AFUDC Debt	UI	2000000371	10/31/2012	18.88
85000000	AFUDC Debt	UZ	2000000372	10/31/2012	(18.88)
85000000	AFUDC Debt	UI	2000000371	10/31/2012	70.70
85000000	AFUDC Debt	UZ	2000000372	10/31/2012	(70.70)
85000000	AFUDC Debt	UI	2000000371	10/31/2012	490.24
85000000	AFUDC Debt	UZ	2000000372	10/31/2012	(490.24)
85000000	AFUDC Debt	UI	2000000371	10/31/2012	9.78
85000000	AFUDC Debt	UZ	2000000372	10/31/2012	(9.78)
85000000	AFUDC Debt	UI	2000000371	10/31/2012	7.31
85000000	AFUDC Debt	UZ	2000000372	10/31/2012	(7.31)
85000000	AFUDC Debt	UI	2000000371	10/31/2012	15.38
85000000	AFUDC Debt	UZ	2000000372	10/31/2012	(15.38)
85000000	AFUDC Debt	UI	2000000371	10/31/2012	1,236.98
85000000	AFUDC Debt	UZ	2000000372	10/31/2012	(1,236.98)
85000000	AFUDC Debt	UI	2000000371	10/31/2012	202.40
85000000	AFUDC Debt	UZ	2000000372	10/31/2012	(202.40)
85000000	AFUDC Debt	UI	2000000371	10/31/2012	8.66
85000000	AFUDC Debt	UZ	2000000372	10/31/2012	(8.66)
85000000	AFUDC Debt	UI	2000000371	10/31/2012	9.27
85000000	AFUDC Debt	UZ	2000000372	10/31/2012	(9.27)
85000000	AFUDC Debt	UI	2000000371	10/31/2012	9.67
85000000	AFUDC Debt	UZ	2000000372	10/31/2012	(9.67)
85000000	AFUDC Debt	UI	2000000371	10/31/2012	0.27
85000000	AFUDC Debt	UZ	2000000372	10/31/2012	(0.27)
85000000	AFUDC Debt	UI	2000000371	10/31/2012	23.39
85000000	AFUDC Debt	UZ	2000000372	10/31/2012	(23.39)
85000000	AFUDC Debt	UI	2000000371	10/31/2012	389.49
85000000	AFUDC Debt	UZ	2000000372	10/31/2012	(389.49)
85000000	AFUDC Debt	UI	2000000371	10/31/2012	2.69
85000000	AFUDC Debt	UZ	2000000372	10/31/2012	(2.69)
85000000	AFUDC Debt	UI	2000000371	10/31/2012	1.33
85000000	AFUDC Debt	UZ	2000000372	10/31/2012	(1.33)
85000000	AFUDC Debt	UI	2000000371	10/31/2012	0.01
85000000	AFUDC Debt	UZ	2000000372	10/31/2012	(0.01)
85000000	AFUDC Debt	UI	2000000371	10/31/2012	2.03
85000000	AFUDC Debt	UZ	2000000372	10/31/2012	(2.03)
85000000	AFUDC Debt	UI	2000000371	10/31/2012	7.83
85000000	AFUDC Debt	UZ	2000000372	10/31/2012	(7.83)
85000000	AFUDC Debt	UI	2000000371	10/31/2012	1.35
85000000	AFUDC Debt	UZ	2000000372	10/31/2012	(1.35)
85000000	AFUDC Debt	UI	2000000371	10/31/2012	12.30
85000000	AFUDC Debt	UZ	2000000372	10/31/2012	(12.30)
85000000	AFUDC Debt	UI	2000000371	10/31/2012	7.57
85000000	AFUDC Debt	UZ	2000000372	10/31/2012	(7.57)
85000000	AFUDC Debt	UI	2000000371	10/31/2012	183.96
85000000	AFUDC Debt	UZ	2000000372	10/31/2012	(183.96)
85000000	AFUDC Debt	UI	2000000371	10/31/2012	29.85
85000000	AFUDC Debt	UZ	2000000372	10/31/2012	(29.85)
85000000	AFUDC Debt	UI	2000000371	10/31/2012	52.65
85000000	AFUDC Debt	UZ	2000000372	10/31/2012	(52.65)
85000000	AFUDC Debt	UI	2000000371	10/31/2012	81.37
85000000	AFUDC Debt	UZ	2000000372	10/31/2012	(81.37)
85000000	AFUDC Debt	UI	2000000371	10/31/2012	207.66
85000000	AFUDC Debt	UZ	2000000372	10/31/2012	(207.66)
85000000	AFUDC Debt	UI	2000000371	10/31/2012	163.32
85000000	AFUDC Debt	UZ	2000000372	10/31/2012	(163.32)
85000000	AFUDC Debt	UI	2000000371	10/31/2012	77.55
85000000	AFUDC Debt	UZ	2000000372	10/31/2012	(77.55)
85000000	AFUDC Debt	UI	2000000371	10/31/2012	0.17
85000000	AFUDC Debt	UZ	2000000372	10/31/2012	(0.17)
85000000	AFUDC Debt	UI	2000000371	10/31/2012	92.28
85000000	AFUDC Debt	UZ	2000000372	10/31/2012	(92.28)
85000000	AFUDC Debt	UI	2000000371	10/31/2012	0.17
85000000	AFUDC Debt	UZ	2000000372	10/31/2012	(0.17)
85000000	AFUDC Debt	UI	2000000371	10/31/2012	135.00
85000000	AFUDC Debt	UZ	2000000372	10/31/2012	(135.00)
85000000	AFUDC Debt	UI	2000000371	10/31/2012	0.02
85000000	AFUDC Debt	UZ	2000000372	10/31/2012	(0.02)
85000000	AFUDC Debt	UI	2000000371	10/31/2012	62.89
85000000	AFUDC Debt	UZ	2000000372	10/31/2012	(62.89)
85000000	AFUDC Debt	UI	2000000371	10/31/2012	0.08
85000000	AFUDC Debt	UZ	2000000372	10/31/2012	(0.08)
85000000	AFUDC Debt	UI	2000000371	10/31/2012	62.66
85000000	AFUDC Debt	UZ	2000000372	10/31/2012	(62.66)
85000000	AFUDC Debt	UI	2000000371	10/31/2012	0.39
85000000	AFUDC Debt	UZ	2000000372	10/31/2012	(0.39)

Kentucky American Water Company  
Case No. 2012-00520  
Response to PSC DR1, Item 31

Account	Description	Doc Type	Document Number	Posting Date	Amount
85000000	AFUDC Debt	UI	2000000371	10/31/2012	58.01
85000000	AFUDC Debt	UZ	2000000372	10/31/2012	(58.01)
85000000	AFUDC Debt	UI	2000000371	10/31/2012	0.46
85000000	AFUDC Debt	UZ	2000000372	10/31/2012	(0.46)
85000000	AFUDC Debt	UI	2000000371	10/31/2012	415.96
85000000	AFUDC Debt	UZ	2000000372	10/31/2012	(415.96)
85000000	AFUDC Debt	UI	2000000371	10/31/2012	272.04
85000000	AFUDC Debt	UZ	2000000372	10/31/2012	(272.04)
85000000	AFUDC Debt	UI	2000000371	10/31/2012	35.45
85000000	AFUDC Debt	UZ	2000000372	10/31/2012	(35.45)
85000000	AFUDC Debt	UI	2000000371	10/31/2012	35.45
85000000	AFUDC Debt	UZ	2000000372	10/31/2012	(35.45)
85000000	AFUDC Debt	UI	2000000371	10/31/2012	401.59
85000000	AFUDC Debt	UZ	2000000372	10/31/2012	(401.59)
85000000	AFUDC Debt	UI	2000000371	10/31/2012	0.11
85000000	AFUDC Debt	UZ	2000000372	10/31/2012	(0.11)
85000000	AFUDC Debt	UI	2000000371	10/31/2012	330.89
85000000	AFUDC Debt	UZ	2000000372	10/31/2012	(330.89)
85000000	AFUDC Debt	UI	2000000371	10/31/2012	55.99
85000000	AFUDC Debt	UZ	2000000372	10/31/2012	(55.99)
85000000	AFUDC Debt	UI	2000000371	10/31/2012	20.75
85000000	AFUDC Debt	UZ	2000000372	10/31/2012	(20.75)
85000000	AFUDC Debt	UI	2000000371	10/31/2012	3.26
85000000	AFUDC Debt	UZ	2000000372	10/31/2012	(3.26)
85000000	AFUDC Debt	UI	2000000371	10/31/2012	5.12
85000000	AFUDC Debt	UZ	2000000372	10/31/2012	(5.12)
85000000	AFUDC Debt	UI	2000000371	10/31/2012	5.12
85000000	AFUDC Debt	UZ	2000000372	10/31/2012	(5.12)
85000000	AFUDC Debt	UI	2000000371	10/31/2012	3.26
85000000	AFUDC Debt	UZ	2000000372	10/31/2012	(3.26)
85000000	AFUDC Debt	UI	2000000371	10/31/2012	21.67
85000000	AFUDC Debt	UZ	2000000372	10/31/2012	(21.67)
85000000	AFUDC Debt	UI	2000000371	10/31/2012	27.83
85000000	AFUDC Debt	UZ	2000000372	10/31/2012	(27.83)
85000000	AFUDC Debt	UI	2000000371	10/31/2012	27.83
85000000	AFUDC Debt	UZ	2000000372	10/31/2012	(27.83)
85000000	AFUDC Debt	UI	2000000371	10/31/2012	14.32
85000000	AFUDC Debt	UZ	2000000372	10/31/2012	(14.32)
85000000	AFUDC Debt	UI	2000000371	10/31/2012	14.32
85000000	AFUDC Debt	UZ	2000000372	10/31/2012	(14.32)
85000000	AFUDC Debt	UI	2000000371	10/31/2012	2.69
85000000	AFUDC Debt	UZ	2000000372	10/31/2012	(2.69)
85000000	AFUDC Debt	UI	2000000371	10/31/2012	10.95
85000000	AFUDC Debt	UZ	2000000372	10/31/2012	(10.95)
85000000	AFUDC Debt	UI	2000000371	10/31/2012	20.82
85000000	AFUDC Debt	UZ	2000000372	10/31/2012	(20.82)
85000000	AFUDC Debt	UI	2000000371	10/31/2012	20.82
85000000	AFUDC Debt	UZ	2000000372	10/31/2012	(20.82)
85000000	AFUDC Debt	UI	2000000371	10/31/2012	(0.24)
85000000	AFUDC Debt	UZ	2000000372	10/31/2012	0.24
85000000	AFUDC Debt	UZ	2000000415	10/31/2012	(0.24)
85000000	AFUDC Debt	UI	2000000371	10/31/2012	(0.39)
85000000	AFUDC Debt	UZ	2000000372	10/31/2012	0.39
85000000	AFUDC Debt	UZ	2000000415	10/31/2012	(0.39)
85000000	AFUDC Debt	UI	2000000371	10/31/2012	(2.03)
85000000	AFUDC Debt	UZ	2000000372	10/31/2012	2.03
85000000	AFUDC Debt	UZ	2000000415	10/31/2012	(2.03)
85000000	AFUDC Debt	UI	2000000371	10/31/2012	(0.29)
85000000	AFUDC Debt	UZ	2000000372	10/31/2012	0.29
85000000	AFUDC Debt	UZ	2000000415	10/31/2012	(0.29)
85000000	AFUDC Debt	UI	2000000371	10/31/2012	(0.29)
85000000	AFUDC Debt	UZ	2000000372	10/31/2012	0.29
85000000	AFUDC Debt	UZ	2000000415	10/31/2012	(0.29)
85000000	AFUDC Debt	UI	2000000371	10/31/2012	(0.30)
85000000	AFUDC Debt	UZ	2000000372	10/31/2012	0.30
85000000	AFUDC Debt	UZ	2000000415	10/31/2012	(0.30)
85000000	AFUDC Debt	UI	2000000371	10/31/2012	(12.13)
85000000	AFUDC Debt	UZ	2000000372	10/31/2012	12.13
85000000	AFUDC Debt	UZ	2000000415	10/31/2012	(12.13)
85000000	AFUDC Debt	UI	2000000371	10/31/2012	(16.25)
85000000	AFUDC Debt	UZ	2000000372	10/31/2012	16.25
85000000	AFUDC Debt	UZ	2000000415	10/31/2012	(16.25)
85000000	AFUDC Debt	UI	2000000371	10/31/2012	(11.68)
85000000	AFUDC Debt	UZ	2000000372	10/31/2012	11.68
85000000	AFUDC Debt	UZ	2000000415	10/31/2012	(11.68)
85000000	AFUDC Debt	UI	2000000371	10/31/2012	(0.31)
85000000	AFUDC Debt	UZ	2000000372	10/31/2012	0.31

Kentucky American Water Company  
Case No. 2012-00520  
Response to PSC DR1, Item 31

Account	Description	Doc Type	Document Number	Posting Date	Amount
85000000	AFUDC Debt	UZ	2000000415	10/31/2012	(0.31)
85000000	AFUDC Debt	UI	2000000371	10/31/2012	(0.31)
85000000	AFUDC Debt	UZ	2000000372	10/31/2012	0.31
85000000	AFUDC Debt	UZ	2000000415	10/31/2012	(0.31)
85000000	AFUDC Debt	UI	2000000371	10/31/2012	(0.13)
85000000	AFUDC Debt	UZ	2000000372	10/31/2012	0.13
85000000	AFUDC Debt	UZ	2000000415	10/31/2012	(0.13)
85000000	AFUDC Debt	UI	2000000371	10/31/2012	(0.25)
85000000	AFUDC Debt	UZ	2000000372	10/31/2012	0.25
85000000	AFUDC Debt	UZ	2000000415	10/31/2012	(0.25)
85000000	AFUDC Debt	UI	2000000371	10/31/2012	(0.20)
85000000	AFUDC Debt	UZ	2000000372	10/31/2012	0.20
85000000	AFUDC Debt	UZ	2000000415	10/31/2012	(0.20)
85000000	AFUDC Debt	UI	2000000371	10/31/2012	(0.17)
85000000	AFUDC Debt	UZ	2000000372	10/31/2012	0.17
85000000	AFUDC Debt	UZ	2000000415	10/31/2012	(0.17)
85000000	AFUDC Debt	UI	2000000371	10/31/2012	(0.13)
85000000	AFUDC Debt	UZ	2000000372	10/31/2012	0.13
85000000	AFUDC Debt	UZ	2000000415	10/31/2012	(0.13)
85000000	AFUDC Debt	UI	2000000371	10/31/2012	(0.20)
85000000	AFUDC Debt	UZ	2000000372	10/31/2012	0.20
85000000	AFUDC Debt	UZ	2000000415	10/31/2012	(0.20)
85000000	AFUDC Debt	UI	2000000371	10/31/2012	(3.81)
85000000	AFUDC Debt	UZ	2000000372	10/31/2012	3.81
85000000	AFUDC Debt	UZ	2000000415	10/31/2012	(3.81)
85000000	AFUDC Debt	UI	2000000371	10/31/2012	(4.16)
85000000	AFUDC Debt	UZ	2000000372	10/31/2012	4.16
85000000	AFUDC Debt	UZ	2000000415	10/31/2012	(4.16)
85000000	AFUDC Debt	UI	2000000371	10/31/2012	(0.83)
85000000	AFUDC Debt	UZ	2000000372	10/31/2012	0.83
85000000	AFUDC Debt	UZ	2000000415	10/31/2012	(0.83)
85000000	AFUDC Debt	UI	2000000371	10/31/2012	(1.18)
85000000	AFUDC Debt	UZ	2000000372	10/31/2012	1.18
85000000	AFUDC Debt	UZ	2000000415	10/31/2012	(1.18)
85000000	AFUDC Debt	UI	2000000371	10/31/2012	(1.35)
85000000	AFUDC Debt	UZ	2000000372	10/31/2012	1.35
85000000	AFUDC Debt	UZ	2000000415	10/31/2012	(1.35)
85000000	AFUDC Debt	UI	2000000371	10/31/2012	(1.27)
85000000	AFUDC Debt	UZ	2000000372	10/31/2012	1.27
85000000	AFUDC Debt	UZ	2000000415	10/31/2012	(1.27)
85000000	AFUDC Debt	UI	2000000371	10/31/2012	(2.38)
85000000	AFUDC Debt	UZ	2000000372	10/31/2012	2.38
85000000	AFUDC Debt	UZ	2000000415	10/31/2012	(2.38)
85000000	AFUDC Debt	UI	2000000371	10/31/2012	(2.35)
85000000	AFUDC Debt	UZ	2000000372	10/31/2012	2.35
85000000	AFUDC Debt	UZ	2000000415	10/31/2012	(2.35)
85000000	AFUDC Debt	UI	2000000371	10/31/2012	181.55
85000000	AFUDC Debt	UZ	2000000372	10/31/2012	(181.55)
85000000	AFUDC Debt	UI	2000000371	10/31/2012	190.45
85000000	AFUDC Debt	UZ	2000000372	10/31/2012	(190.45)
85000000	AFUDC Debt	UI	2000000371	10/31/2012	5.86
85000000	AFUDC Debt	UZ	2000000372	10/31/2012	(5.86)
85000000	AFUDC Debt	UI	2000000371	10/31/2012	5.91
85000000	AFUDC Debt	UZ	2000000372	10/31/2012	(5.91)
85000000	AFUDC Debt	UI	2000000371	10/31/2012	209.19
85000000	AFUDC Debt	UZ	2000000372	10/31/2012	(209.19)
85000000	AFUDC Debt	UI	2000000371	10/31/2012	209.19
85000000	AFUDC Debt	UZ	2000000372	10/31/2012	(209.19)
88101000	CAP Move-UP	UP	2000000383	10/31/2012	11,526.34
88101000	CAP Move-UP	UP	2000000383	10/31/2012	274.44
88101000	CAP Move-UP	UP	2000000383	10/31/2012	1,921.05
88101000	CAP Move-UP	UP	2000000383	10/31/2012	137.22
88101000	CAP Move-UP	UP	2000000422	10/31/2012	6,814.05
88101000	CAP Move-UP	UP	2000000422	10/31/2012	4,659.83
88101000	CAP Move-UP	UP	2000000422	10/31/2012	1,194.74
88101000	CAP Move-UP	UP	2000000411	10/31/2012	560.94
88101000	CAP Move-UP	UP	2000000422	10/31/2012	44.10
88101000	CAP Move-UP	UP	2000000422	10/31/2012	3,516.45
88101000	CAP Move-UP	UP	2000000422	10/31/2012	22,981.70
88101000	CAP Move-UP	UP	2000000422	10/31/2012	49.20
88101000	CAP Move-UP	UP	2000000411	10/31/2012	439.94
88101000	CAP Move-UP	UP	2000000422	10/31/2012	358.39
88101000	CAP Move-UP	UP	2000000422	10/31/2012	1,821.38
88101000	CAP Move-UP	UP	2000000422	10/31/2012	(1,011.78)
88101000	CAP Move-UP	UP	2000000422	10/31/2012	6,864.04
88101000	CAP Move-UP	UP	2000000422	10/31/2012	13,538.47
88101000	CAP Move-UP	UP	2000000422	10/31/2012	1,873.58

Kentucky American Water Company  
Case No. 2012-00520  
Response to PSC DR1, Item 31

Account	Description	Doc Type	Document Number	Posting Date	Amount
88101000	CAP Move-UP	UP	2000000383	10/31/2012	6,605.80
88101000	CAP Move-UP	UP	2000000383	10/31/2012	54.86
88101000	CAP Move-UP	UP	2000000383	10/31/2012	5,966.90
88101000	CAP Move-UP	UP	2000000383	10/31/2012	(4,226.25)
88101000	CAP Move-UP	UP	2000000422	10/31/2012	440.81
88101000	CAP Move-UP	UP	2000000422	10/31/2012	511.23
88106000	CAP Move-CCNC	UN	2000000358	10/31/2012	425.00
88106000	CAP Move-CCNC	UN	2000000358	10/31/2012	75.00
88106000	CAP Move-CCNC	UN	2000000369	10/31/2012	29.71
88106000	CAP Move-CCNC	UN	2000000369	10/31/2012	5.24
88106000	CAP Move-CCNC	UN	2000000369	10/31/2012	(57.81)
88106000	CAP Move-CCNC	UN	2000000369	10/31/2012	(250.50)
88106000	CAP Move-CCNC	UN	2000000369	10/31/2012	(77.07)
88106000	CAP Move-CCNC	UN	2000000369	10/31/2012	70.78
88106000	CAP Move-CCNC	UN	2000000369	10/31/2012	56.63
88106000	CAP Move-CCNC	UN	2000000369	10/31/2012	155.72
88106000	CAP Move-CCNC	UN	2000000380	10/31/2012	38.91
88106000	CAP Move-CCNC	UN	2000000381	10/31/2012	107.00
88106000	CAP Move-CCNC	UN	2000000381	10/31/2012	48.64
88106000	CAP Move-CCNC	UN	2000000369	10/31/2012	(58.18)
88106000	CAP Move-CCNC	UN	2000000369	10/31/2012	(4.52)
88106000	CAP Move-CCNC	UN	2000000369	10/31/2012	(1.94)
88106000	CAP Move-CCNC	UN	2000000381	10/31/2012	(66.90)
88106000	CAP Move-CCNC	UN	2000000381	10/31/2012	(5.20)
88106000	CAP Move-CCNC	UN	2000000381	10/31/2012	(2.24)
88106000	CAP Move-CCNC	UN	2000000369	10/31/2012	18.24
88106000	CAP Move-CCNC	UN	2000000369	10/31/2012	207.78
88106000	CAP Move-CCNC	UN	2000000381	10/31/2012	140.23
88106000	CAP Move-CCNC	UN	2000000420	10/31/2012	17,380.00
88106000	CAP Move-CCNC	UN	2000000369	10/31/2012	38.14
88106000	CAP Move-CCNC	UN	2000000369	10/31/2012	395.79
88106000	CAP Move-CCNC	UN	2000000369	10/31/2012	42.92
88106000	CAP Move-CCNC	UN	2000000381	10/31/2012	29.33
88106000	CAP Move-CCNC	UN	2000000381	10/31/2012	270.50
88106000	CAP Move-CCNC	UN	2000000381	10/31/2012	26.07
88106000	CAP Move-CCNC	UN	2000000369	10/31/2012	(176.28)
88106000	CAP Move-CCNC	UN	2000000381	10/31/2012	(122.66)
88106000	CAP Move-CCNC	UN	2000000369	10/31/2012	(56.57)
88106000	CAP Move-CCNC	UN	2000000369	10/31/2012	(3.15)
88106000	CAP Move-CCNC	UN	2000000369	10/31/2012	(3.14)
88106000	CAP Move-CCNC	UN	2000000381	10/31/2012	(38.00)
88106000	CAP Move-CCNC	UN	2000000381	10/31/2012	(2.10)
88106000	CAP Move-CCNC	UN	2000000381	10/31/2012	(2.12)
88106000	CAP Move-CCNC	UN	2000000358	10/31/2012	14,544.40
88106000	CAP Move-CCNC	UN	2000000358	10/31/2012	3,462.95
88106000	CAP Move-CCNC	UN	2000000358	10/31/2012	1,385.18
88106000	CAP Move-CCNC	UN	2000000358	10/31/2012	48,481.34
88106000	CAP Move-CCNC	UN	2000000358	10/31/2012	1,385.18
88106000	CAP Move-CCNC	UN	2000000369	10/31/2012	96.39
88106000	CAP Move-CCNC	UN	2000000369	10/31/2012	1,012.11
88106000	CAP Move-CCNC	UN	2000000369	10/31/2012	3,373.70
88106000	CAP Move-CCNC	UN	2000000369	10/31/2012	96.38
88106000	CAP Move-CCNC	UN	2000000369	10/31/2012	240.98
88106000	CAP Move-CCNC	UN	2000000381	10/31/2012	(7.94)
88106000	CAP Move-CCNC	UN	2000000381	10/31/2012	(0.75)
88106000	CAP Move-CCNC	UN	2000000381	10/31/2012	(1.89)
88106000	CAP Move-CCNC	UN	2000000381	10/31/2012	(0.76)
88106000	CAP Move-CCNC	UN	2000000381	10/31/2012	(26.45)
88106000	CAP Move-CCNC	UN	2000000358	10/31/2012	11,876.11
88106000	CAP Move-CCNC	UN	2000000358	10/31/2012	742.26
88106000	CAP Move-CCNC	UN	2000000358	10/31/2012	148.45
88106000	CAP Move-CCNC	UN	2000000358	10/31/2012	148.45
88106000	CAP Move-CCNC	UN	2000000358	10/31/2012	1,929.87
88106000	CAP Move-CCNC	UN	2000000369	10/31/2012	132.19
88106000	CAP Move-CCNC	UN	2000000369	10/31/2012	50.84
88106000	CAP Move-CCNC	UN	2000000369	10/31/2012	10.17
88106000	CAP Move-CCNC	UN	2000000369	10/31/2012	813.46
88106000	CAP Move-CCNC	UN	2000000369	10/31/2012	10.16
88106000	CAP Move-CCNC	UN	2000000381	10/31/2012	(11.57)
88106000	CAP Move-CCNC	UN	2000000381	10/31/2012	(0.72)
88106000	CAP Move-CCNC	UN	2000000381	10/31/2012	(0.15)
88106000	CAP Move-CCNC	UN	2000000381	10/31/2012	(1.89)
88106000	CAP Move-CCNC	UN	2000000381	10/31/2012	(0.15)
88106000	CAP Move-CCNC	UN	2000000420	10/31/2012	5,898.09
88106000	CAP Move-CCNC	UN	2000000420	10/31/2012	15,335.04
88106000	CAP Move-CCNC	UN	2000000420	10/31/2012	94,369.48
88106000	CAP Move-CCNC	UN	2000000420	10/31/2012	1,179.62

Kentucky American Water Company  
Case No. 2012-00520  
Response to PSC DR1, Item 31

Account	Description	Doc Type	Document Number	Posting Date	Amount
88106000	CAP Move-CCNC	UN	2000000420	10/31/2012	1,179.62
88106000	CAP Move-CCNC	UN	2000000369	10/31/2012	329.86
88106000	CAP Move-CCNC	UN	2000000369	10/31/2012	3.33
88106000	CAP Move-CCNC	UN	2000000380	10/31/2012	7.05
88106000	CAP Move-CCNC	UN	2000000381	10/31/2012	0.07
88106000	CAP Move-CCNC	UN	2000000381	10/31/2012	(66.92)
88106000	CAP Move-CCNC	UN	2000000380	10/31/2012	138.57
88106000	CAP Move-CCNC	UN	2000000381	10/31/2012	2,551.74
88106000	CAP Move-CCNC	UN	2000000381	10/31/2012	189.70
88106000	CAP Move-CCNC	UN	2000000381	10/31/2012	379.41
88106000	CAP Move-CCNC	UP	2000000422	10/31/2012	(2,271.36)
88106000	CAP Move-CCNC	UP	2000000422	10/31/2012	(4,542.69)
88106000	CAP Move-CCNC	UN	2000000381	10/31/2012	4.86
88106000	CAP Move-CCNC	UP	2000000422	10/31/2012	(4,659.83)
88106000	CAP Move-CCNC	UN	2000000381	10/31/2012	797.39
88106000	CAP Move-CCNC	UN	2000000381	10/31/2012	(327.04)
88106000	CAP Move-CCNC	UN	2000000369	10/31/2012	179.12
88106000	CAP Move-CCNC	UN	2000000420	10/31/2012	11,443.00
88106000	CAP Move-CCNC	UP	2000000422	10/31/2012	(384.92)
88106000	CAP Move-CCNC	UP	2000000422	10/31/2012	(809.82)
88106000	CAP Move-CCNC	UP	2000000411	10/31/2012	(560.94)
88106000	CAP Move-CCNC	UN	2000000369	10/31/2012	147.72
88106000	CAP Move-CCNC	UN	2000000381	10/31/2012	101.62
88106000	CAP Move-CCNC	UP	2000000422	10/31/2012	(44.10)
88106000	CAP Move-CCNC	UN	2000000381	10/31/2012	7,717.30
88106000	CAP Move-CCNC	UN	2000000381	10/31/2012	(14.53)
88106000	CAP Move-CCNC	UP	2000000422	10/31/2012	(610.82)
88106000	CAP Move-CCNC	UP	2000000422	10/31/2012	(305.47)
88106000	CAP Move-CCNC	UP	2000000422	10/31/2012	(2,600.16)
88106000	CAP Move-CCNC	UN	2000000381	10/31/2012	15.64
88106000	CAP Move-CCNC	UN	2000000381	10/31/2012	15.65
88106000	CAP Move-CCNC	UN	2000000381	10/31/2012	15.64
88106000	CAP Move-CCNC	UN	2000000381	10/31/2012	7,638.23
88106000	CAP Move-CCNC	UN	2000000381	10/31/2012	743.37
88106000	CAP Move-CCNC	UN	2000000381	10/31/2012	743.36
88106000	CAP Move-CCNC	UP	2000000422	10/31/2012	(11,490.84)
88106000	CAP Move-CCNC	UP	2000000422	10/31/2012	(11,490.86)
88106000	CAP Move-CCNC	UN	2000000381	10/31/2012	4,479.54
88106000	CAP Move-CCNC	UN	2000000381	10/31/2012	139.92
88106000	CAP Move-CCNC	UN	2000000381	10/31/2012	16.13
88106000	CAP Move-CCNC	UN	2000000381	10/31/2012	32.27
88106000	CAP Move-CCNC	UN	2000000381	10/31/2012	1,751.45
88106000	CAP Move-CCNC	UN	2000000381	10/31/2012	13,428.79
88106000	CAP Move-CCNC	UN	2000000381	10/31/2012	587.98
88106000	CAP Move-CCNC	UN	2000000381	10/31/2012	162.24
88106000	CAP Move-CCNC	UN	2000000381	10/31/2012	8,904.70
88106000	CAP Move-CCNC	UN	2000000420	10/31/2012	690.00
88106000	CAP Move-CCNC	UN	2000000381	10/31/2012	49.20
88106000	CAP Move-CCNC	UP	2000000422	10/31/2012	(49.20)
88106000	CAP Move-CCNC	UN	2000000381	10/31/2012	(1,813.50)
88106000	CAP Move-CCNC	UN	2000000381	10/31/2012	(7,216.07)
88106000	CAP Move-CCNC	UN	2000000381	10/31/2012	19.52
88106000	CAP Move-CCNC	UN	2000000381	10/31/2012	19.51
88106000	CAP Move-CCNC	UN	2000000381	10/31/2012	15,310.27
88106000	CAP Move-CCNC	UN	2000000381	10/31/2012	15,310.27
88106000	CAP Move-CCNC	UN	2000000420	10/31/2012	83,475.00
88106000	CAP Move-CCNC	UN	2000000420	10/31/2012	83,475.00
88106000	CAP Move-CCNC	UN	2000000381	10/31/2012	2,538.95
88106000	CAP Move-CCNC	UN	2000000380	10/31/2012	(7,433.87)
88106000	CAP Move-CCNC	UP	2000000411	10/31/2012	(146.64)
88106000	CAP Move-CCNC	UP	2000000411	10/31/2012	(146.64)
88106000	CAP Move-CCNC	UP	2000000411	10/31/2012	(146.66)
88106000	CAP Move-CCNC	UN	2000000381	10/31/2012	7.54
88106000	CAP Move-CCNC	UN	2000000381	10/31/2012	7.51
88106000	CAP Move-CCNC	UN	2000000381	10/31/2012	11,529.42
88106000	CAP Move-CCNC	UN	2000000381	10/31/2012	8.94
88106000	CAP Move-CCNC	UN	2000000381	10/31/2012	4.48
88106000	CAP Move-CCNC	UP	2000000422	10/31/2012	(238.92)
88106000	CAP Move-CCNC	UP	2000000422	10/31/2012	(119.47)
88106000	CAP Move-CCNC	UN	2000000381	10/31/2012	60.81
88106000	CAP Move-CCNC	UN	2000000381	10/31/2012	77.66
88106000	CAP Move-CCNC	UP	2000000422	10/31/2012	(1,821.38)
88106000	CAP Move-CCNC	UN	2000000381	10/31/2012	7.76
88106000	CAP Move-CCNC	UP	2000000422	10/31/2012	1,011.78
88106000	CAP Move-CCNC	UN	2000000420	10/31/2012	8,260.65
88106000	CAP Move-CCNC	UN	2000000420	10/31/2012	5,320.92
88106000	CAP Move-CCNC	UN	2000000420	10/31/2012	5,320.92

Kentucky American Water Company  
Case No. 2012-00520  
Response to PSC DR1, Item 31

Account	Description	Doc Type	Document Number	Posting Date	Amount
88106000	CAP Move-CCNC	UN	2000000381	10/31/2012	95,921.23
88106000	CAP Move-CCNC	UN	2000000381	10/31/2012	95,921.30
88106000	CAP Move-CCNC	UN	2000000420	10/31/2012	136,630.18
88106000	CAP Move-CCNC	UN	2000000420	10/31/2012	136,630.29
88106000	CAP Move-CCNC	UN	2000000381	10/31/2012	260.98
88106000	CAP Move-CCNC	UP	2000000422	10/31/2012	(6,864.04)
88106000	CAP Move-CCNC	UN	2000000381	10/31/2012	307.76
88106000	CAP Move-CCNC	UN	2000000381	10/31/2012	307.75
88106000	CAP Move-CCNC	UP	2000000422	10/31/2012	(6,769.25)
88106000	CAP Move-CCNC	UP	2000000422	10/31/2012	(6,769.22)
88106000	CAP Move-CCNC	UN	2000000381	10/31/2012	259.97
88106000	CAP Move-CCNC	UP	2000000422	10/31/2012	(1,873.58)
88106000	CAP Move-CCNC	UN	2000000381	10/31/2012	262.89
88106000	CAP Move-CCNC	UP	2000000383	10/31/2012	(6,605.80)
88106000	CAP Move-CCNC	UN	2000000369	10/31/2012	192.50
88106000	CAP Move-CCNC	UN	2000000381	10/31/2012	124.36
88106000	CAP Move-CCNC	UP	2000000383	10/31/2012	(5,966.90)
88106000	CAP Move-CCNC	UN	2000000369	10/31/2012	(1,904.81)
88106000	CAP Move-CCNC	UN	2000000420	10/31/2012	30,038.53
88106000	CAP Move-CCNC	UN	2000000369	10/31/2012	594.15
88106000	CAP Move-CCNC	UN	2000000381	10/31/2012	25.63
88106000	CAP Move-CCNC	UN	2000000358	10/31/2012	37,939.32
88106000	CAP Move-CCNC	UN	2000000369	10/31/2012	2,651.96
88106000	CAP Move-CCNC	UN	2000000381	10/31/2012	10,000.00
88106000	CAP Move-CCNC	UN	2000000369	10/31/2012	17.81
88106000	CAP Move-CCNC	UN	2000000381	10/31/2012	60,000.00
88106000	CAP Move-CCNC	UN	2000000381	10/31/2012	150.24
88106000	CAP Move-CCNC	UN	2000000369	10/31/2012	419.40
88106000	CAP Move-CCNC	UN	2000000381	10/31/2012	171.23
88106000	CAP Move-CCNC	UN	2000000420	10/31/2012	360.00
88106000	CAP Move-CCNC	UN	2000000381	10/31/2012	80.17
88106000	CAP Move-CCNC	UN	2000000358	10/31/2012	6,857.78
88106000	CAP Move-CCNC	UN	2000000381	10/31/2012	1.36
88106000	CAP Move-CCNC	UN	2000000369	10/31/2012	1,580.43
88106000	CAP Move-CCNC	UN	2000000381	10/31/2012	(185.68)
88106000	CAP Move-CCNC	UN	2000000381	10/31/2012	564.61
88106000	CAP Move-CCNC	UN	2000000381	10/31/2012	50.09
88106000	CAP Move-CCNC	UN	2000000381	10/31/2012	64.82
88106000	CAP Move-CCNC	UN	2000000381	10/31/2012	53.77
88106000	CAP Move-CCNC	UP	2000000422	10/31/2012	(336.95)
88106000	CAP Move-CCNC	UP	2000000422	10/31/2012	(53.77)
88106000	CAP Move-CCNC	UP	2000000422	10/31/2012	(50.09)
88106000	CAP Move-CCNC	UN	2000000380	10/31/2012	120.00
88106000	CAP Move-CCNC	UN	2000000381	10/31/2012	74.17
88106000	CAP Move-CCNC	UN	2000000381	10/31/2012	18.00
88106000	CAP Move-CCNC	UN	2000000369	10/31/2012	250.02
88106000	CAP Move-CCNC	UN	2000000380	10/31/2012	161.53
88106000	CAP Move-CCNC	UN	2000000420	10/31/2012	6,127.00
88106000	CAP Move-CCNC	UN	2000000381	10/31/2012	141.07
88106000	CAP Move-CCNC	UP	2000000422	10/31/2012	(511.23)
88106000	CAP Move-CCNC	UN	2000000369	10/31/2012	859.75
88106000	CAP Move-CCNC	UN	2000000369	10/31/2012	497.91
88106000	CAP Move-CCNC	UN	2000000369	10/31/2012	239.26
88106000	CAP Move-CCNC	UN	2000000405	10/31/2012	232.88
88106000	CAP Move-CCNC	UN	2000000405	10/31/2012	280.09
88106000	CAP Move-CCNC	UN	2000000405	10/31/2012	295.26
88106000	CAP Move-CCNC	UN	2000000405	10/31/2012	(6.75)
88106000	CAP Move-CCNC	UN	2000000405	10/31/2012	(1.62)
88106000	CAP Move-CCNC	UN	2000000405	10/31/2012	282.14
88106000	CAP Move-CCNC	UN	2000000405	10/31/2012	27.95
88106000	CAP Move-CCNC	UN	2000000405	10/31/2012	331.80
88106000	CAP Move-CCNC	UN	2000000405	10/31/2012	191.42
88106000	CAP Move-CCNC	UN	2000000405	10/31/2012	345.47
88106000	CAP Move-CCNC	UN	2000000405	10/31/2012	1,008.46
88106000	CAP Move-CCNC	UN	2000000405	10/31/2012	(91.33)
88106000	CAP Move-CCNC	UN	2000000405	10/31/2012	1.42
88106000	CAP Move-CCNC	UN	2000000405	10/31/2012	250.48
88106000	CAP Move-CCNC	UN	2000000405	10/31/2012	0.16
88106000	CAP Move-CCNC	UN	2000000405	10/31/2012	714.87
88106000	CAP Move-CCNC	UN	2000000405	10/31/2012	290.55
88106000	CAP Move-CCNC	UN	2000000405	10/31/2012	59.44
88106000	CAP Move-CCNC	UN	2000000405	10/31/2012	16.16
88106000	CAP Move-CCNC	UN	2000000405	10/31/2012	7.51
88106000	CAP Move-CCNC	UN	2000000405	10/31/2012	(256.24)
88106000	CAP Move-CCNC	UN	2000000405	10/31/2012	(86.31)
88106000	CAP Move-CCNC	UN	2000000405	10/31/2012	328.05
88106000	CAP Move-CCNC	UN	2000000405	10/31/2012	298.10



Kentucky American Water Company  
Case No. 2012-00520  
Response to PSC DR1, Item 31

Account	Description	Doc Type	Document Number	Posting Date	Amount
88106000	CAP Move-CCNC	UN	2000000405	10/31/2012	298.10
88106000	CAP Move-CCNC	UN	2000000405	10/31/2012	694.48
88106000	CAP Move-CCNC	UN	2000000405	10/31/2012	5.68
88106000	CAP Move-CCNC	UN	2000000405	10/31/2012	139.15
88106000	CAP Move-CCNC	UN	2000000405	10/31/2012	(4.78)
88106000	CAP Move-CCNC	UN	2000000405	10/31/2012	(42.06)
88106000	CAP Move-CCNC	UN	2000000405	10/31/2012	(34.73)
88106000	CAP Move-CCNC	UN	2000000405	10/31/2012	(5.78)
88106000	CAP Move-CCNC	UN	2000000405	10/31/2012	32.12
88106000	CAP Move-CCNC	UN	2000000405	10/31/2012	(5.78)
88106000	CAP Move-CCNC	UN	2000000405	10/31/2012	(0.47)
88106000	CAP Move-CCNC	UN	2000000405	10/31/2012	(0.47)
88106000	CAP Move-CCNC	UN	2000000405	10/31/2012	(0.93)
88106000	CAP Move-CCNC	UN	2000000405	10/31/2012	(8.60)
88106000	CAP Move-CCNC	UN	2000000405	10/31/2012	(15.12)
88106000	CAP Move-CCNC	UN	2000000405	10/31/2012	(8.69)
88106000	CAP Move-CCNC	UN	2000000405	10/31/2012	(17.06)
88106000	CAP Move-CCNC	UN	2000000405	10/31/2012	1,086.67
88106000	CAP Move-CCNC	UN	2000000405	10/31/2012	(235.92)
88106000	CAP Move-CCNC	UN	2000000405	10/31/2012	234.07
88106000	CAP Move-CCNC	UN	2000000405	10/31/2012	17.04
88106000	CAP Move-CCNC	UN	2000000405	10/31/2012	998.49
88106000	CAP Move-CCNC	UN	2000000405	10/31/2012	17.04
88106000	CAP Move-CCNC	UN	2000000405	10/31/2012	226.13
88106000	CAP Move-CCNC	UN	2000000358	10/31/2012	1,828.36
88106000	CAP Move-CCNC	UN	2000000358	10/31/2012	(1,828.36)
88106000	CAP Move-CCNC	UN	2000000358	10/31/2012	(1,828.36)
88106000	CAP Move-CCNC	UN	2000000358	10/31/2012	1,828.36
88106000	CAP Move-CCNC	UN	2000000358	10/31/2012	1,828.36
88106000	CAP Move-CCNC	UN	2000000358	10/31/2012	(1,828.36)
88106000	CAP Move-CCNC	UN	2000000405	10/31/2012	(0.07)
88106000	CAP Move-CCNC	UN	2000000405	10/31/2012	(0.07)
88106000	CAP Move-CCNC	UN	2000000405	10/31/2012	(0.07)
88106000	CAP Move-CCNC	UN	2000000405	10/31/2012	(5.69)
88106000	CAP Move-CCNC	UN	2000000405	10/31/2012	(85.62)
88106000	CAP Move-CCNC	UN	2000000405	10/31/2012	(100.79)
88106000	CAP Move-CCNC	UN	2000000405	10/31/2012	(100.79)
88106000	CAP Move-CCNC	UN	2000000405	10/31/2012	(100.79)
88106000	CAP Move-CCNC	UN	2000000358	10/31/2012	1,399.81
88106000	CAP Move-CCNC	UN	2000000358	10/31/2012	1,224.71
88106000	CAP Move-CCNC	UN	2000000358	10/31/2012	(1,224.71)
88106000	CAP Move-CCNC	UN	2000000381	10/31/2012	(0.55)
88106000	CAP Move-CCNC	UN	2000000405	10/31/2012	896.52
88106000	CAP Move-CCNC	UN	2000000405	10/31/2012	3,344.59
88106000	CAP Move-CCNC	UN	2000000358	10/31/2012	459.58
88106000	CAP Move-CCNC	UN	2000000358	10/31/2012	(459.58)
88106000	CAP Move-CCNC	UN	2000000405	10/31/2012	(65.90)
88106000	CAP Move-CCNC	UN	2000000358	10/31/2012	(2,273.44)
88106000	CAP Move-CCNC	UN	2000000358	10/31/2012	2,273.44
88106000	CAP Move-CCNC	UN	2000000381	10/31/2012	(0.89)
88106000	CAP Move-CCNC	UN	2000000405	10/31/2012	1,146.53
88106000	CAP Move-CCNC	UN	2000000358	10/31/2012	(6,163.17)
88106000	CAP Move-CCNC	UN	2000000358	10/31/2012	6,163.17
88106000	CAP Move-CCNC	UN	2000000381	10/31/2012	(4.68)
88106000	CAP Move-CCNC	UN	2000000405	10/31/2012	900.94
88106000	CAP Move-CCNC	UN	2000000358	10/31/2012	(1,764.90)
88106000	CAP Move-CCNC	UN	2000000358	10/31/2012	1,764.90
88106000	CAP Move-CCNC	UN	2000000381	10/31/2012	(0.67)
88106000	CAP Move-CCNC	UN	2000000405	10/31/2012	1,210.40
88106000	CAP Move-CCNC	UN	2000000358	10/31/2012	(1,762.72)
88106000	CAP Move-CCNC	UN	2000000358	10/31/2012	1,762.72
88106000	CAP Move-CCNC	UN	2000000381	10/31/2012	(0.67)
88106000	CAP Move-CCNC	UN	2000000405	10/31/2012	1,210.45
88106000	CAP Move-CCNC	UN	2000000358	10/31/2012	1,780.92
88106000	CAP Move-CCNC	UN	2000000358	10/31/2012	(1,780.92)
88106000	CAP Move-CCNC	UN	2000000381	10/31/2012	(0.69)
88106000	CAP Move-CCNC	UN	2000000405	10/31/2012	1,210.40
88106000	CAP Move-CCNC	UN	2000000358	10/31/2012	40,946.34
88106000	CAP Move-CCNC	UN	2000000358	10/31/2012	(40,946.34)
88106000	CAP Move-CCNC	UN	2000000381	10/31/2012	(27.95)
88106000	CAP Move-CCNC	UN	2000000405	10/31/2012	2,223.48
88106000	CAP Move-CCNC	UN	2000000358	10/31/2012	(58,052.00)
88106000	CAP Move-CCNC	UN	2000000358	10/31/2012	58,052.00
88106000	CAP Move-CCNC	UN	2000000381	10/31/2012	(37.43)
88106000	CAP Move-CCNC	UN	2000000405	10/31/2012	3,340.86
88106000	CAP Move-CCNC	UN	2000000358	10/31/2012	46,826.44
88106000	CAP Move-CCNC	UN	2000000358	10/31/2012	(46,826.44)

Kentucky American Water Company  
Case No. 2012-00520  
Response to PSC DR1, Item 31

Account	Description	Doc Type	Document Number	Posting Date	Amount
88106000	CAP Move-CCNC	UN	2000000381	10/31/2012	(26.90)
88106000	CAP Move-CCNC	UN	2000000405	10/31/2012	8,140.72
88106000	CAP Move-CCNC	UN	2000000358	10/31/2012	(1,770.60)
88106000	CAP Move-CCNC	UN	2000000358	10/31/2012	1,770.60
88106000	CAP Move-CCNC	UN	2000000381	10/31/2012	(0.72)
88106000	CAP Move-CCNC	UN	2000000405	10/31/2012	1,593.86
88106000	CAP Move-CCNC	UN	2000000358	10/31/2012	1,756.70
88106000	CAP Move-CCNC	UN	2000000358	10/31/2012	(1,756.70)
88106000	CAP Move-CCNC	UN	2000000380	10/31/2012	(0.72)
88106000	CAP Move-CCNC	UN	2000000405	10/31/2012	1,339.97
88106000	CAP Move-CCNC	UN	2000000358	10/31/2012	658.88
88106000	CAP Move-CCNC	UN	2000000358	10/31/2012	(658.88)
88106000	CAP Move-CCNC	UN	2000000381	10/31/2012	(0.29)
88106000	CAP Move-CCNC	UN	2000000405	10/31/2012	384.26
88106000	CAP Move-CCNC	UN	2000000358	10/31/2012	735.75
88106000	CAP Move-CCNC	UN	2000000358	10/31/2012	(735.75)
88106000	CAP Move-CCNC	UN	2000000381	10/31/2012	(0.57)
88106000	CAP Move-CCNC	UN	2000000405	10/31/2012	(0.78)
88106000	CAP Move-CCNC	UN	2000000358	10/31/2012	(272.27)
88106000	CAP Move-CCNC	UN	2000000358	10/31/2012	272.27
88106000	CAP Move-CCNC	UN	2000000381	10/31/2012	(0.46)
88106000	CAP Move-CCNC	UN	2000000405	10/31/2012	4.49
88106000	CAP Move-CCNC	UN	2000000405	10/31/2012	1,648.15
88106000	CAP Move-CCNC	UN	2000000405	10/31/2012	1,007.21
88106000	CAP Move-CCNC	UN	2000000405	10/31/2012	2,299.52
88106000	CAP Move-CCNC	UN	2000000405	10/31/2012	3,367.67
88106000	CAP Move-CCNC	UN	2000000358	10/31/2012	(2,569.03)
88106000	CAP Move-CCNC	UN	2000000358	10/31/2012	2,569.03
88106000	CAP Move-CCNC	UN	2000000381	10/31/2012	(0.38)
88106000	CAP Move-CCNC	UN	2000000405	10/31/2012	948.53
88106000	CAP Move-CCNC	UN	2000000358	10/31/2012	(2,771.23)
88106000	CAP Move-CCNC	UN	2000000358	10/31/2012	2,771.23
88106000	CAP Move-CCNC	UN	2000000381	10/31/2012	(0.30)
88106000	CAP Move-CCNC	UN	2000000405	10/31/2012	1,401.00
88106000	CAP Move-CCNC	UN	2000000358	10/31/2012	(2,669.65)
88106000	CAP Move-CCNC	UN	2000000358	10/31/2012	2,669.65
88106000	CAP Move-CCNC	UN	2000000381	10/31/2012	(0.46)
88106000	CAP Move-CCNC	UN	2000000405	10/31/2012	927.50
88106000	CAP Move-CCNC	UN	2000000405	10/31/2012	676.89
88106000	CAP Move-CCNC	UN	2000000358	10/31/2012	11,090.75
88106000	CAP Move-CCNC	UN	2000000358	10/31/2012	(11,090.75)
88106000	CAP Move-CCNC	UN	2000000381	10/31/2012	(8.78)
88106000	CAP Move-CCNC	UN	2000000405	10/31/2012	(157.05)
88106000	CAP Move-CCNC	UN	2000000358	10/31/2012	11,233.19
88106000	CAP Move-CCNC	UN	2000000358	10/31/2012	(11,233.19)
88106000	CAP Move-CCNC	UN	2000000381	10/31/2012	(9.58)
88106000	CAP Move-CCNC	UN	2000000405	10/31/2012	(510.01)
88106000	CAP Move-CCNC	UN	2000000358	10/31/2012	2,317.04
88106000	CAP Move-CCNC	UN	2000000358	10/31/2012	(2,317.04)
88106000	CAP Move-CCNC	UN	2000000381	10/31/2012	(1.91)
88106000	CAP Move-CCNC	UN	2000000405	10/31/2012	174.02
88106000	CAP Move-CCNC	UN	2000000405	10/31/2012	615.83
88106000	CAP Move-CCNC	UN	2000000358	10/31/2012	3,757.26
88106000	CAP Move-CCNC	UN	2000000358	10/31/2012	(3,757.26)
88106000	CAP Move-CCNC	UN	2000000381	10/31/2012	(2.71)
88106000	CAP Move-CCNC	UN	2000000405	10/31/2012	528.05
88106000	CAP Move-CCNC	UN	2000000358	10/31/2012	(4,054.15)
88106000	CAP Move-CCNC	UN	2000000358	10/31/2012	4,054.15
88106000	CAP Move-CCNC	UN	2000000381	10/31/2012	(3.11)
88106000	CAP Move-CCNC	UN	2000000405	10/31/2012	528.66
88106000	CAP Move-CCNC	UN	2000000358	10/31/2012	(3,919.70)
88106000	CAP Move-CCNC	UN	2000000358	10/31/2012	3,919.70
88106000	CAP Move-CCNC	UN	2000000381	10/31/2012	(2.93)
88106000	CAP Move-CCNC	UN	2000000405	10/31/2012	528.38
88106000	CAP Move-CCNC	UN	2000000358	10/31/2012	9,353.51
88106000	CAP Move-CCNC	UN	2000000358	10/31/2012	(9,353.51)
88106000	CAP Move-CCNC	UN	2000000381	10/31/2012	(5.48)
88106000	CAP Move-CCNC	UN	2000000405	10/31/2012	1,300.65
88106000	CAP Move-CCNC	UN	2000000358	10/31/2012	7,068.04
88106000	CAP Move-CCNC	UN	2000000358	10/31/2012	(7,068.04)
88106000	CAP Move-CCNC	UN	2000000381	10/31/2012	(5.42)
88106000	CAP Move-CCNC	UN	2000000405	10/31/2012	867.69
88106000	CAP Move-CCNC	UN	2000000405	10/31/2012	3,376.43
88106000	CAP Move-CCNC	UN	2000000405	10/31/2012	2,393.05
88106000	CAP Move-CCNC	UN	2000000405	10/31/2012	1,298.01
88106000	CAP Move-CCNC	UN	2000000405	10/31/2012	1,511.62
88106000	CAP Move-CCNC	UN	2000000405	10/31/2012	14,456.24

Kentucky American Water Company  
Case No. 2012-00520  
Response to PSC DR1, Item 31

Account	Description	Doc Type	Document Number	Posting Date	Amount
88106000	CAP Move-CCNC	UN	2000000405	10/31/2012	4,987.83
88106000	CAP Move-CCNC	UN	2000000405	10/31/2012	20,230.28
88107000	CAP Move-CWIP	UZ	2000000350	10/31/2012	46,517.00
88107000	CAP Move-CWIP	UZ	2000000357	10/31/2012	30.60
88107000	CAP Move-CWIP	UZ	2000000357	10/31/2012	3,502.76
88107000	CAP Move-CWIP	UZ	2000000350	10/31/2012	7,634.00
88107000	CAP Move-CWIP	UZ	2000000357	10/31/2012	533.62
88107000	CAP Move-CWIP	UZ	2000000363	10/31/2012	(3.97)
88107000	CAP Move-CWIP	UZ	2000000363	10/31/2012	15.94
88107000	CAP Move-CWIP	UZ	2000000363	10/31/2012	4.21
88107000	CAP Move-CWIP	UZ	2000000363	10/31/2012	30.99
88107000	CAP Move-CWIP	UZ	2000000357	10/31/2012	34.95
88107000	CAP Move-CWIP	UN	2000000358	10/31/2012	(500.00)
88107000	CAP Move-CWIP	UN	2000000369	10/31/2012	(34.95)
88107000	CAP Move-CWIP	UZ	2000000359	10/31/2012	(385.38)
88107000	CAP Move-CWIP	UN	2000000369	10/31/2012	385.38
88107000	CAP Move-CWIP	UZ	2000000357	10/31/2012	283.13
88107000	CAP Move-CWIP	UZ	2000000363	10/31/2012	65.76
88107000	CAP Move-CWIP	UZ	2000000363	10/31/2012	(16.38)
88107000	CAP Move-CWIP	UZ	2000000363	10/31/2012	127.80
88107000	CAP Move-CWIP	UZ	2000000363	10/31/2012	17.37
88107000	CAP Move-CWIP	UN	2000000369	10/31/2012	(283.13)
88107000	CAP Move-CWIP	UN	2000000381	10/31/2012	(194.55)
88107000	CAP Move-CWIP	UZ	2000000357	10/31/2012	(3,788.58)
88107000	CAP Move-CWIP	UZ	2000000357	10/31/2012	(180.67)
88107000	CAP Move-CWIP	UZ	2000000362	10/31/2012	3,904.61
88107000	CAP Move-CWIP	UZ	2000000363	10/31/2012	(25.12)
88107000	CAP Move-CWIP	UZ	2000000363	10/31/2012	(48.83)
88107000	CAP Move-CWIP	UZ	2000000368	10/31/2012	6.25
88107000	CAP Move-CWIP	UZ	2000000368	10/31/2012	(6.64)
88107000	CAP Move-CWIP	UN	2000000369	10/31/2012	64.64
88107000	CAP Move-CWIP	UN	2000000381	10/31/2012	74.34
88107000	CAP Move-CWIP	UZ	2000000357	10/31/2012	18.24
88107000	CAP Move-CWIP	UN	2000000369	10/31/2012	(18.24)
88107000	CAP Move-CWIP	UZ	2000000357	10/31/2012	207.78
88107000	CAP Move-CWIP	UZ	2000000368	10/31/2012	(11.80)
88107000	CAP Move-CWIP	UZ	2000000368	10/31/2012	12.52
88107000	CAP Move-CWIP	UZ	2000000368	10/31/2012	92.11
88107000	CAP Move-CWIP	UZ	2000000368	10/31/2012	47.40
88107000	CAP Move-CWIP	UN	2000000369	10/31/2012	(207.78)
88107000	CAP Move-CWIP	UN	2000000380	10/31/2012	(140.23)
88107000	CAP Move-CWIP	UZ	2000000407	10/31/2012	17,380.00
88107000	CAP Move-CWIP	UN	2000000420	10/31/2012	(17,380.00)
88107000	CAP Move-CWIP	UZ	2000000357	10/31/2012	476.85
88107000	CAP Move-CWIP	UZ	2000000363	10/31/2012	(27.44)
88107000	CAP Move-CWIP	UZ	2000000363	10/31/2012	214.08
88107000	CAP Move-CWIP	UZ	2000000368	10/31/2012	29.10
88107000	CAP Move-CWIP	UZ	2000000368	10/31/2012	110.16
88107000	CAP Move-CWIP	UN	2000000369	10/31/2012	(476.85)
88107000	CAP Move-CWIP	UN	2000000381	10/31/2012	(325.90)
88107000	CAP Move-CWIP	UZ	2000000357	10/31/2012	(176.28)
88107000	CAP Move-CWIP	UZ	2000000363	10/31/2012	(41.46)
88107000	CAP Move-CWIP	UZ	2000000363	10/31/2012	(80.58)
88107000	CAP Move-CWIP	UZ	2000000363	10/31/2012	10.33
88107000	CAP Move-CWIP	UZ	2000000368	10/31/2012	(10.95)
88107000	CAP Move-CWIP	UN	2000000369	10/31/2012	176.28
88107000	CAP Move-CWIP	UN	2000000381	10/31/2012	122.66
88107000	CAP Move-CWIP	UZ	2000000357	10/31/2012	(62.86)
88107000	CAP Move-CWIP	UZ	2000000363	10/31/2012	(3.77)
88107000	CAP Move-CWIP	UZ	2000000363	10/31/2012	(14.27)
88107000	CAP Move-CWIP	UZ	2000000363	10/31/2012	3.56
88107000	CAP Move-CWIP	UZ	2000000363	10/31/2012	(27.74)
88107000	CAP Move-CWIP	UN	2000000369	10/31/2012	62.86
88107000	CAP Move-CWIP	UN	2000000381	10/31/2012	42.22
88107000	CAP Move-CWIP	UZ	2000000357	10/31/2012	27.08
88107000	CAP Move-CWIP	UZ	2000000357	10/31/2012	(42.48)
88107000	CAP Move-CWIP	UZ	2000000362	10/31/2012	27.08
88107000	CAP Move-CWIP	UZ	2000000363	10/31/2012	(2.92)
88107000	CAP Move-CWIP	UZ	2000000363	10/31/2012	(11.05)
88107000	CAP Move-CWIP	UZ	2000000363	10/31/2012	(21.47)
88107000	CAP Move-CWIP	UZ	2000000363	10/31/2012	2.75
88107000	CAP Move-CWIP	UZ	2000000350	10/31/2012	(3,960.00)
88107000	CAP Move-CWIP	UZ	2000000350	10/31/2012	7,920.00
88107000	CAP Move-CWIP	UZ	2000000357	10/31/2012	276.80
88107000	CAP Move-CWIP	UZ	2000000357	10/31/2012	(24.02)
88107000	CAP Move-CWIP	UZ	2000000363	10/31/2012	(1.56)
88107000	CAP Move-CWIP	UZ	2000000363	10/31/2012	1.48

Kentucky American Water Company  
Case No. 2012-00520  
Response to PSC DR1, Item 31

Account	Description	Doc Type	Document Number	Posting Date	Amount
88107000	CAP Move-CWIP	UZ	2000000363	10/31/2012	(5.95)
88107000	CAP Move-CWIP	UZ	2000000363	10/31/2012	(11.56)
88107000	CAP Move-CWIP	UZ	2000000350	10/31/2012	10,200.00
88107000	CAP Move-CWIP	UZ	2000000357	10/31/2012	712.98
88107000	CAP Move-CWIP	UZ	2000000357	10/31/2012	113.47
88107000	CAP Move-CWIP	UZ	2000000363	10/31/2012	0.52
88107000	CAP Move-CWIP	UZ	2000000363	10/31/2012	3.88
88107000	CAP Move-CWIP	UZ	2000000363	10/31/2012	(0.49)
88107000	CAP Move-CWIP	UZ	2000000368	10/31/2012	1.99
88107000	CAP Move-CWIP	UZ	2000000343	10/31/2012	13,833.62
88107000	CAP Move-CWIP	UZ	2000000357	10/31/2012	50.67
88107000	CAP Move-CWIP	UZ	2000000357	10/31/2012	966.97
88107000	CAP Move-CWIP	UZ	2000000389	10/31/2012	24,360.40
88107000	CAP Move-CWIP	UZ	2000000340	10/31/2012	60,354.00
88107000	CAP Move-CWIP	UZ	2000000357	10/31/2012	3,526.97
88107000	CAP Move-CWIP	UZ	2000000357	10/31/2012	4,218.74
88107000	CAP Move-CWIP	UZ	2000000339	10/31/2012	15,906.55
88107000	CAP Move-CWIP	UZ	2000000357	10/31/2012	1,111.87
88107000	CAP Move-CWIP	UZ	2000000357	10/31/2012	770.56
88107000	CAP Move-CWIP	UZ	2000000357	10/31/2012	(664.05)
88107000	CAP Move-CWIP	UZ	2000000362	10/31/2012	664.05
88107000	CAP Move-CWIP	UZ	2000000339	10/31/2012	68,752.86
88107000	CAP Move-CWIP	UZ	2000000350	10/31/2012	506.19
88107000	CAP Move-CWIP	UZ	2000000357	10/31/2012	4,841.20
88107000	CAP Move-CWIP	UZ	2000000357	10/31/2012	(21.64)
88107000	CAP Move-CWIP	UN	2000000358	10/31/2012	(69,259.05)
88107000	CAP Move-CWIP	UZ	2000000363	10/31/2012	(12.77)
88107000	CAP Move-CWIP	UZ	2000000363	10/31/2012	(24.81)
88107000	CAP Move-CWIP	UZ	2000000363	10/31/2012	3.17
88107000	CAP Move-CWIP	UZ	2000000363	10/31/2012	(3.38)
88107000	CAP Move-CWIP	UN	2000000369	10/31/2012	(4,819.56)
88107000	CAP Move-CWIP	UN	2000000380	10/31/2012	37.79
88107000	CAP Move-CWIP	UZ	2000000339	10/31/2012	13,491.72
88107000	CAP Move-CWIP	UZ	2000000350	10/31/2012	1,353.42
88107000	CAP Move-CWIP	UZ	2000000357	10/31/2012	1,037.67
88107000	CAP Move-CWIP	UZ	2000000357	10/31/2012	(8,535.11)
88107000	CAP Move-CWIP	UN	2000000358	10/31/2012	(14,845.14)
88107000	CAP Move-CWIP	UZ	2000000362	10/31/2012	8,514.26
88107000	CAP Move-CWIP	UZ	2000000363	10/31/2012	1.22
88107000	CAP Move-CWIP	UZ	2000000368	10/31/2012	(1.30)
88107000	CAP Move-CWIP	UZ	2000000368	10/31/2012	(9.51)
88107000	CAP Move-CWIP	UZ	2000000368	10/31/2012	(4.89)
88107000	CAP Move-CWIP	UN	2000000369	10/31/2012	(1,016.82)
88107000	CAP Move-CWIP	UN	2000000381	10/31/2012	14.48
88107000	CAP Move-CWIP	UZ	2000000407	10/31/2012	117,961.85
88107000	CAP Move-CWIP	UN	2000000420	10/31/2012	(117,961.85)
88107000	CAP Move-CWIP	UZ	2000000357	10/31/2012	24,465.00
88107000	CAP Move-CWIP	UZ	2000000357	10/31/2012	(23,669.53)
88107000	CAP Move-CWIP	UZ	2000000362	10/31/2012	23,669.53
88107000	CAP Move-CWIP	UZ	2000000370	10/31/2012	2,114.38
88107000	CAP Move-CWIP	UZ	2000000370	10/31/2012	1,621.99
88107000	CAP Move-CWIP	UZ	2000000357	10/31/2012	58.38
88107000	CAP Move-CWIP	UZ	2000000357	10/31/2012	(3,145.50)
88107000	CAP Move-CWIP	UZ	2000000362	10/31/2012	3,145.50
88107000	CAP Move-CWIP	UZ	2000000363	10/31/2012	13.95
88107000	CAP Move-CWIP	UZ	2000000363	10/31/2012	27.11
88107000	CAP Move-CWIP	UZ	2000000363	10/31/2012	(3.47)
88107000	CAP Move-CWIP	UZ	2000000368	10/31/2012	3.69
88107000	CAP Move-CWIP	UZ	2000000370	10/31/2012	206.18
88107000	CAP Move-CWIP	UZ	2000000370	10/31/2012	268.77
88107000	CAP Move-CWIP	UZ	2000000389	10/31/2012	884.63
88107000	CAP Move-CWIP	UZ	2000000389	10/31/2012	16,562.43
88107000	CAP Move-CWIP	UZ	2000000389	10/31/2012	1,504.46
88107000	CAP Move-CWIP	UZ	2000000389	10/31/2012	1,015.00
88107000	CAP Move-CWIP	UZ	2000000400	10/31/2012	(4.36)
88107000	CAP Move-CWIP	UZ	2000000400	10/31/2012	206.72
88107000	CAP Move-CWIP	UZ	2000000400	10/31/2012	47.75
88107000	CAP Move-CWIP	UZ	2000000400	10/31/2012	1,328.13
88107000	CAP Move-CWIP	UZ	2000000400	10/31/2012	(160.97)
88107000	CAP Move-CWIP	UZ	2000000400	10/31/2012	(1.42)
88107000	CAP Move-CWIP	UZ	2000000402	10/31/2012	105.30
88107000	CAP Move-CWIP	UZ	2000000402	10/31/2012	1,063.49
88107000	CAP Move-CWIP	UZ	2000000402	10/31/2012	2,954.53
88107000	CAP Move-CWIP	UZ	2000000402	10/31/2012	2,103.32
88107000	CAP Move-CWIP	UZ	2000000402	10/31/2012	697.39
88107000	CAP Move-CWIP	UZ	2000000402	10/31/2012	975.28
88107000	CAP Move-CWIP	UZ	2000000402	10/31/2012	88.63

Kentucky American Water Company  
Case No. 2012-00520  
Response to PSC DR1, Item 31

Account	Description	Doc Type	Document Number	Posting Date	Amount
88107000	CAP Move-CWIP	UZ	2000000402	10/31/2012	925.46
88107000	CAP Move-CWIP	UZ	2000000402	10/31/2012	261.82
88107000	CAP Move-CWIP	UZ	2000000343	10/31/2012	(2,279.09)
88107000	CAP Move-CWIP	UZ	2000000357	10/31/2012	(3,233.53)
88107000	CAP Move-CWIP	UZ	2000000357	10/31/2012	2,733.07
88107000	CAP Move-CWIP	UZ	2000000362	10/31/2012	3,233.53
88107000	CAP Move-CWIP	UZ	2000000363	10/31/2012	1.86
88107000	CAP Move-CWIP	UZ	2000000363	10/31/2012	23.76
88107000	CAP Move-CWIP	UZ	2000000363	10/31/2012	46.19
88107000	CAP Move-CWIP	UZ	2000000363	10/31/2012	(14.48)
88107000	CAP Move-CWIP	UZ	2000000363	10/31/2012	(5.91)
88107000	CAP Move-CWIP	UZ	2000000368	10/31/2012	(7.45)
88107000	CAP Move-CWIP	UZ	2000000368	10/31/2012	(1.97)
88107000	CAP Move-CWIP	UZ	2000000368	10/31/2012	6.28
88107000	CAP Move-CWIP	UZ	2000000370	10/31/2012	1,425.26
88107000	CAP Move-CWIP	UZ	2000000370	10/31/2012	1,857.92
88107000	CAP Move-CWIP	UZ	2000000407	10/31/2012	978.50
88107000	CAP Move-CWIP	UZ	2000000374	10/31/2012	27,464.30
88107000	CAP Move-CWIP	UZ	2000000348	10/31/2012	6,980.13
88107000	CAP Move-CWIP	UZ	2000000357	10/31/2012	487.91
88107000	CAP Move-CWIP	UZ	2000000340	10/31/2012	23,911.44
88107000	CAP Move-CWIP	UZ	2000000348	10/31/2012	2,340.36
88107000	CAP Move-CWIP	UZ	2000000357	10/31/2012	13,534.87
88107000	CAP Move-CWIP	UZ	2000000370	10/31/2012	2,156.20
88107000	CAP Move-CWIP	UZ	2000000370	10/31/2012	1,654.07
88107000	CAP Move-CWIP	UZ	2000000374	10/31/2012	27,464.30
88107000	CAP Move-CWIP	UZ	2000000407	10/31/2012	2,948,547.00
88107000	CAP Move-CWIP	UZ	2000000370	10/31/2012	37.15
88107000	CAP Move-CWIP	UZ	2000000370	10/31/2012	28.50
88107000	CAP Move-CWIP	UP	2000000383	10/31/2012	(13,859.05)
88107000	CAP Move-CWIP	UZ	2000000357	10/31/2012	116.55
88107000	CAP Move-CWIP	UZ	2000000357	10/31/2012	98.91
88107000	CAP Move-CWIP	UZ	2000000362	10/31/2012	117.73
88107000	CAP Move-CWIP	UZ	2000000363	10/31/2012	(0.60)
88107000	CAP Move-CWIP	UZ	2000000368	10/31/2012	0.63
88107000	CAP Move-CWIP	UZ	2000000368	10/31/2012	2.41
88107000	CAP Move-CWIP	UZ	2000000368	10/31/2012	4.68
88107000	CAP Move-CWIP	UN	2000000369	10/31/2012	(333.19)
88107000	CAP Move-CWIP	UN	2000000381	10/31/2012	(7.12)
88107000	CAP Move-CWIP	UZ	2000000357	10/31/2012	(704.04)
88107000	CAP Move-CWIP	UZ	2000000362	10/31/2012	711.15
88107000	CAP Move-CWIP	UZ	2000000370	10/31/2012	28.27
88107000	CAP Move-CWIP	UZ	2000000370	10/31/2012	36.85
88107000	CAP Move-CWIP	UZ	2000000357	10/31/2012	(35.67)
88107000	CAP Move-CWIP	UZ	2000000362	10/31/2012	713.39
88107000	CAP Move-CWIP	UZ	2000000370	10/31/2012	3.95
88107000	CAP Move-CWIP	UZ	2000000370	10/31/2012	3.03
88107000	CAP Move-CWIP	UZ	2000000357	10/31/2012	(553.48)
88107000	CAP Move-CWIP	UZ	2000000362	10/31/2012	488.42
88107000	CAP Move-CWIP	UZ	2000000363	10/31/2012	(4.45)
88107000	CAP Move-CWIP	UZ	2000000363	10/31/2012	(16.84)
88107000	CAP Move-CWIP	UZ	2000000368	10/31/2012	(32.72)
88107000	CAP Move-CWIP	UZ	2000000368	10/31/2012	4.19
88107000	CAP Move-CWIP	UZ	2000000370	10/31/2012	23.20
88107000	CAP Move-CWIP	UZ	2000000370	10/31/2012	30.24
88107000	CAP Move-CWIP	UZ	2000000357	10/31/2012	(440.40)
88107000	CAP Move-CWIP	UZ	2000000362	10/31/2012	600.89
88107000	CAP Move-CWIP	UZ	2000000363	10/31/2012	(9.34)
88107000	CAP Move-CWIP	UZ	2000000363	10/31/2012	9.89
88107000	CAP Move-CWIP	UZ	2000000368	10/31/2012	72.80
88107000	CAP Move-CWIP	UZ	2000000368	10/31/2012	37.46
88107000	CAP Move-CWIP	UZ	2000000370	10/31/2012	25.32
88107000	CAP Move-CWIP	UZ	2000000370	10/31/2012	33.01
88107000	CAP Move-CWIP	UZ	2000000357	10/31/2012	(706.25)
88107000	CAP Move-CWIP	UZ	2000000362	10/31/2012	713.39
88107000	CAP Move-CWIP	UZ	2000000370	10/31/2012	18.60
88107000	CAP Move-CWIP	UZ	2000000370	10/31/2012	14.27
88107000	CAP Move-CWIP	UZ	2000000357	10/31/2012	(223.47)
88107000	CAP Move-CWIP	UZ	2000000362	10/31/2012	600.89
88107000	CAP Move-CWIP	UZ	2000000363	10/31/2012	23.79
88107000	CAP Move-CWIP	UZ	2000000363	10/31/2012	175.05
88107000	CAP Move-CWIP	UZ	2000000363	10/31/2012	(22.43)
88107000	CAP Move-CWIP	UZ	2000000368	10/31/2012	90.08
88107000	CAP Move-CWIP	UZ	2000000370	10/31/2012	34.78
88107000	CAP Move-CWIP	UZ	2000000370	10/31/2012	26.68
88107000	CAP Move-CWIP	UZ	2000000350	10/31/2012	30,853.75
88107000	CAP Move-CWIP	UZ	2000000357	10/31/2012	135.27

Kentucky American Water Company  
Case No. 2012-00520  
Response to PSC DR1, Item 31

Account	Description	Doc Type	Document Number	Posting Date	Amount
88107000	CAP Move-CWIP	UZ	2000000357	10/31/2012	2,192.08
88107000	CAP Move-CWIP	UZ	2000000357	10/31/2012	243.60
88107000	CAP Move-CWIP	UZ	2000000357	10/31/2012	614.09
88107000	CAP Move-CWIP	UZ	2000000374	10/31/2012	25,000.00
88107000	CAP Move-CWIP	UZ	2000000357	10/31/2012	(15.01)
88107000	CAP Move-CWIP	UZ	2000000363	10/31/2012	(3.34)
88107000	CAP Move-CWIP	UZ	2000000363	10/31/2012	(0.88)
88107000	CAP Move-CWIP	UZ	2000000363	10/31/2012	0.83
88107000	CAP Move-CWIP	UZ	2000000368	10/31/2012	(6.48)
88107000	CAP Move-CWIP	UN	2000000381	10/31/2012	66.92
88107000	CAP Move-CWIP	UZ	2000000357	10/31/2012	68.69
88107000	CAP Move-CWIP	UZ	2000000363	10/31/2012	4.49
88107000	CAP Move-CWIP	UZ	2000000363	10/31/2012	1.19
88107000	CAP Move-CWIP	UZ	2000000363	10/31/2012	(1.12)
88107000	CAP Move-CWIP	UZ	2000000368	10/31/2012	8.72
88107000	CAP Move-CWIP	UN	2000000381	10/31/2012	(138.57)
88107000	CAP Move-CWIP	UZ	2000000357	10/31/2012	452.05
88107000	CAP Move-CWIP	UZ	2000000357	10/31/2012	(153.81)
88107000	CAP Move-CWIP	UZ	2000000362	10/31/2012	382.15
88107000	CAP Move-CWIP	UZ	2000000363	10/31/2012	(30.45)
88107000	CAP Move-CWIP	UZ	2000000363	10/31/2012	(15.66)
88107000	CAP Move-CWIP	UZ	2000000363	10/31/2012	3.90
88107000	CAP Move-CWIP	UZ	2000000368	10/31/2012	(4.14)
88107000	CAP Move-CWIP	UZ	2000000374	10/31/2012	1,057.00
88107000	CAP Move-CWIP	UN	2000000381	10/31/2012	(2,551.74)
88107000	CAP Move-CWIP	UZ	2000000357	10/31/2012	89.33
88107000	CAP Move-CWIP	UZ	2000000357	10/31/2012	85.07
88107000	CAP Move-CWIP	UZ	2000000362	10/31/2012	19.43
88107000	CAP Move-CWIP	UN	2000000381	10/31/2012	(569.11)
88107000	CAP Move-CWIP	UP	2000000422	10/31/2012	(6,814.05)
88107000	CAP Move-CWIP	UP	2000000422	10/31/2012	6,814.05
88107000	CAP Move-CWIP	UZ	2000000357	10/31/2012	0.32
88107000	CAP Move-CWIP	UN	2000000381	10/31/2012	(4.86)
88107000	CAP Move-CWIP	UP	2000000422	10/31/2012	4,659.83
88107000	CAP Move-CWIP	UP	2000000422	10/31/2012	(4,659.83)
88107000	CAP Move-CWIP	UZ	2000000357	10/31/2012	404.26
88107000	CAP Move-CWIP	UZ	2000000363	10/31/2012	17.31
88107000	CAP Move-CWIP	UZ	2000000363	10/31/2012	127.34
88107000	CAP Move-CWIP	UZ	2000000368	10/31/2012	65.52
88107000	CAP Move-CWIP	UZ	2000000368	10/31/2012	(16.32)
88107000	CAP Move-CWIP	UN	2000000381	10/31/2012	(797.39)
88107000	CAP Move-CWIP	UZ	2000000357	10/31/2012	(197.04)
88107000	CAP Move-CWIP	UZ	2000000363	10/31/2012	(43.94)
88107000	CAP Move-CWIP	UZ	2000000363	10/31/2012	10.94
88107000	CAP Move-CWIP	UZ	2000000363	10/31/2012	(85.39)
88107000	CAP Move-CWIP	UZ	2000000363	10/31/2012	(11.61)
88107000	CAP Move-CWIP	UN	2000000381	10/31/2012	327.04
88107000	CAP Move-CWIP	UZ	2000000357	10/31/2012	85.91
88107000	CAP Move-CWIP	UZ	2000000357	10/31/2012	7.30
88107000	CAP Move-CWIP	UZ	2000000362	10/31/2012	85.91
88107000	CAP Move-CWIP	UN	2000000369	10/31/2012	(179.12)
88107000	CAP Move-CWIP	UZ	2000000407	10/31/2012	11,443.00
88107000	CAP Move-CWIP	UN	2000000420	10/31/2012	(11,443.00)
88107000	CAP Move-CWIP	UP	2000000422	10/31/2012	1,194.74
88107000	CAP Move-CWIP	UP	2000000422	10/31/2012	(1,194.74)
88107000	CAP Move-CWIP	UP	2000000411	10/31/2012	(560.94)
88107000	CAP Move-CWIP	UP	2000000411	10/31/2012	560.94
88107000	CAP Move-CWIP	UZ	2000000370	10/31/2012	30.34
88107000	CAP Move-CWIP	UZ	2000000370	10/31/2012	39.55
88107000	CAP Move-CWIP	UZ	2000000357	10/31/2012	147.72
88107000	CAP Move-CWIP	UZ	2000000363	10/31/2012	(8.56)
88107000	CAP Move-CWIP	UZ	2000000363	10/31/2012	66.75
88107000	CAP Move-CWIP	UZ	2000000368	10/31/2012	34.35
88107000	CAP Move-CWIP	UZ	2000000368	10/31/2012	9.08
88107000	CAP Move-CWIP	UN	2000000369	10/31/2012	(147.72)
88107000	CAP Move-CWIP	UN	2000000381	10/31/2012	(101.62)
88107000	CAP Move-CWIP	UP	2000000422	10/31/2012	44.10
88107000	CAP Move-CWIP	UP	2000000422	10/31/2012	(44.10)
88107000	CAP Move-CWIP	UZ	2000000350	10/31/2012	94.97
88107000	CAP Move-CWIP	UZ	2000000357	10/31/2012	572.54
88107000	CAP Move-CWIP	UZ	2000000357	10/31/2012	(111.29)
88107000	CAP Move-CWIP	UZ	2000000362	10/31/2012	759.87
88107000	CAP Move-CWIP	UZ	2000000363	10/31/2012	40.34
88107000	CAP Move-CWIP	UZ	2000000363	10/31/2012	(5.17)
88107000	CAP Move-CWIP	UZ	2000000368	10/31/2012	5.49
88107000	CAP Move-CWIP	UZ	2000000368	10/31/2012	20.76
88107000	CAP Move-CWIP	UZ	2000000374	10/31/2012	5,589.00

Kentucky American Water Company  
Case No. 2012-00520  
Response to PSC DR1, Item 31

Account	Description	Doc Type	Document Number	Posting Date	Amount
88107000	CAP Move-CWIP	UN	2000000381	10/31/2012	(7,717.30)
88107000	CAP Move-CWIP	UZ	2000000357	10/31/2012	(37.39)
88107000	CAP Move-CWIP	UZ	2000000357	10/31/2012	48.23
88107000	CAP Move-CWIP	UZ	2000000363	10/31/2012	(16.67)
88107000	CAP Move-CWIP	UZ	2000000363	10/31/2012	2.14
88107000	CAP Move-CWIP	UZ	2000000363	10/31/2012	(2.26)
88107000	CAP Move-CWIP	UZ	2000000368	10/31/2012	(8.58)
88107000	CAP Move-CWIP	UN	2000000381	10/31/2012	14.53
88107000	CAP Move-CWIP	UP	2000000422	10/31/2012	(3,516.45)
88107000	CAP Move-CWIP	UP	2000000422	10/31/2012	3,516.45
88107000	CAP Move-CWIP	UZ	2000000357	10/31/2012	27.06
88107000	CAP Move-CWIP	UZ	2000000363	10/31/2012	(1.68)
88107000	CAP Move-CWIP	UZ	2000000363	10/31/2012	6.72
88107000	CAP Move-CWIP	UZ	2000000363	10/31/2012	13.06
88107000	CAP Move-CWIP	UZ	2000000368	10/31/2012	1.77
88107000	CAP Move-CWIP	UN	2000000381	10/31/2012	(46.93)
88107000	CAP Move-CWIP	UZ	2000000339	10/31/2012	690.00
88107000	CAP Move-CWIP	UZ	2000000357	10/31/2012	48.23
88107000	CAP Move-CWIP	UZ	2000000374	10/31/2012	6,900.00
88107000	CAP Move-CWIP	UN	2000000381	10/31/2012	(7,638.23)
88107000	CAP Move-CWIP	UZ	2000000357	10/31/2012	(1,413.48)
88107000	CAP Move-CWIP	UZ	2000000357	10/31/2012	1,488.89
88107000	CAP Move-CWIP	UZ	2000000362	10/31/2012	1,418.99
88107000	CAP Move-CWIP	UZ	2000000363	10/31/2012	(0.69)
88107000	CAP Move-CWIP	UZ	2000000363	10/31/2012	(5.04)
88107000	CAP Move-CWIP	UZ	2000000363	10/31/2012	(2.59)
88107000	CAP Move-CWIP	UZ	2000000368	10/31/2012	0.65
88107000	CAP Move-CWIP	UN	2000000381	10/31/2012	(1,486.73)
88107000	CAP Move-CWIP	UP	2000000422	10/31/2012	(22,981.70)
88107000	CAP Move-CWIP	UP	2000000422	10/31/2012	22,981.70
88107000	CAP Move-CWIP	UZ	2000000339	10/31/2012	3,400.00
88107000	CAP Move-CWIP	UZ	2000000343	10/31/2012	633.06
88107000	CAP Move-CWIP	UZ	2000000357	10/31/2012	237.66
88107000	CAP Move-CWIP	UZ	2000000357	10/31/2012	208.82
88107000	CAP Move-CWIP	UN	2000000381	10/31/2012	(4,479.54)
88107000	CAP Move-CWIP	UZ	2000000357	10/31/2012	139.92
88107000	CAP Move-CWIP	UN	2000000381	10/31/2012	(139.92)
88107000	CAP Move-CWIP	UZ	2000000357	10/31/2012	48.40
88107000	CAP Move-CWIP	UN	2000000381	10/31/2012	(48.40)
88107000	CAP Move-CWIP	UZ	2000000339	10/31/2012	1,275.00
88107000	CAP Move-CWIP	UZ	2000000343	10/31/2012	237.11
88107000	CAP Move-CWIP	UZ	2000000357	10/31/2012	150.22
88107000	CAP Move-CWIP	UZ	2000000357	10/31/2012	89.12
88107000	CAP Move-CWIP	UN	2000000381	10/31/2012	(1,751.45)
88107000	CAP Move-CWIP	UZ	2000000339	10/31/2012	13,509.00
88107000	CAP Move-CWIP	UZ	2000000346	10/31/2012	(870.17)
88107000	CAP Move-CWIP	UZ	2000000357	10/31/2012	14.58
88107000	CAP Move-CWIP	UZ	2000000357	10/31/2012	(301.34)
88107000	CAP Move-CWIP	UZ	2000000363	10/31/2012	(16.48)
88107000	CAP Move-CWIP	UZ	2000000363	10/31/2012	17.48
88107000	CAP Move-CWIP	UZ	2000000368	10/31/2012	66.18
88107000	CAP Move-CWIP	UZ	2000000368	10/31/2012	128.61
88107000	CAP Move-CWIP	UN	2000000381	10/31/2012	(13,428.79)
88107000	CAP Move-CWIP	UZ	2000000343	10/31/2012	541.46
88107000	CAP Move-CWIP	UZ	2000000357	10/31/2012	46.52
88107000	CAP Move-CWIP	UN	2000000381	10/31/2012	(587.98)
88107000	CAP Move-CWIP	UZ	2000000357	10/31/2012	8.56
88107000	CAP Move-CWIP	UZ	2000000363	10/31/2012	3.95
88107000	CAP Move-CWIP	UZ	2000000363	10/31/2012	2.04
88107000	CAP Move-CWIP	UZ	2000000363	10/31/2012	0.54
88107000	CAP Move-CWIP	UZ	2000000368	10/31/2012	(0.50)
88107000	CAP Move-CWIP	UZ	2000000343	10/31/2012	151.64
88107000	CAP Move-CWIP	UZ	2000000357	10/31/2012	10.60
88107000	CAP Move-CWIP	UN	2000000381	10/31/2012	(162.24)
88107000	CAP Move-CWIP	UZ	2000000339	10/31/2012	606.82
88107000	CAP Move-CWIP	UZ	2000000343	10/31/2012	903.76
88107000	CAP Move-CWIP	UZ	2000000346	10/31/2012	(660.52)
88107000	CAP Move-CWIP	UZ	2000000357	10/31/2012	815.86
88107000	CAP Move-CWIP	UZ	2000000357	10/31/2012	238.79
88107000	CAP Move-CWIP	UZ	2000000362	10/31/2012	276.17
88107000	CAP Move-CWIP	UZ	2000000363	10/31/2012	(43.85)
88107000	CAP Move-CWIP	UZ	2000000363	10/31/2012	46.51
88107000	CAP Move-CWIP	UZ	2000000368	10/31/2012	176.07
88107000	CAP Move-CWIP	UZ	2000000368	10/31/2012	342.18
88107000	CAP Move-CWIP	UZ	2000000374	10/31/2012	4,071.00
88107000	CAP Move-CWIP	UN	2000000380	10/31/2012	(8,904.70)
88107000	CAP Move-CWIP	UZ	2000000389	10/31/2012	690.00

Kentucky American Water Company  
Case No. 2012-00520  
Response to PSC DR1, Item 31

Account	Description	Doc Type	Document Number	Posting Date	Amount
88107000	CAP Move-CWIP	UN	2000000420	10/31/2012	(690.00)
88107000	CAP Move-CWIP	UZ	2000000357	10/31/2012	49.20
88107000	CAP Move-CWIP	UN	2000000381	10/31/2012	(49.20)
88107000	CAP Move-CWIP	UP	2000000422	10/31/2012	49.20
88107000	CAP Move-CWIP	UP	2000000422	10/31/2012	(49.20)
88107000	CAP Move-CWIP	UZ	2000000370	10/31/2012	11.76
88107000	CAP Move-CWIP	UZ	2000000370	10/31/2012	15.33
88107000	CAP Move-CWIP	UZ	2000000357	10/31/2012	8.94
88107000	CAP Move-CWIP	UZ	2000000370	10/31/2012	2.77
88107000	CAP Move-CWIP	UZ	2000000370	10/31/2012	3.61
88107000	CAP Move-CWIP	UZ	2000000357	10/31/2012	222.24
88107000	CAP Move-CWIP	UN	2000000381	10/31/2012	1,813.50
88107000	CAP Move-CWIP	UZ	2000000339	10/31/2012	210.00
88107000	CAP Move-CWIP	UZ	2000000346	10/31/2012	458.72
88107000	CAP Move-CWIP	UZ	2000000357	10/31/2012	243.48
88107000	CAP Move-CWIP	UZ	2000000357	10/31/2012	14.68
88107000	CAP Move-CWIP	UN	2000000380	10/31/2012	7,216.07
88107000	CAP Move-CWIP	UZ	2000000357	10/31/2012	39.03
88107000	CAP Move-CWIP	UN	2000000381	10/31/2012	(39.03)
88107000	CAP Move-CWIP	UZ	2000000343	10/31/2012	28,620.00
88107000	CAP Move-CWIP	UZ	2000000357	10/31/2012	(1,889.68)
88107000	CAP Move-CWIP	UZ	2000000357	10/31/2012	2,000.54
88107000	CAP Move-CWIP	UZ	2000000362	10/31/2012	1,889.68
88107000	CAP Move-CWIP	UN	2000000381	10/31/2012	(30,620.54)
88107000	CAP Move-CWIP	UZ	2000000407	10/31/2012	166,950.00
88107000	CAP Move-CWIP	UN	2000000420	10/31/2012	(166,950.00)
88107000	CAP Move-CWIP	UZ	2000000339	10/31/2012	3,830.00
88107000	CAP Move-CWIP	UZ	2000000346	10/31/2012	(1,758.43)
88107000	CAP Move-CWIP	UZ	2000000357	10/31/2012	41.24
88107000	CAP Move-CWIP	UZ	2000000357	10/31/2012	(563.89)
88107000	CAP Move-CWIP	UZ	2000000363	10/31/2012	18.50
88107000	CAP Move-CWIP	UZ	2000000363	10/31/2012	(17.44)
88107000	CAP Move-CWIP	UZ	2000000363	10/31/2012	136.09
88107000	CAP Move-CWIP	UZ	2000000368	10/31/2012	70.02
88107000	CAP Move-CWIP	UN	2000000381	10/31/2012	(2,538.95)
88107000	CAP Move-CWIP	UZ	2000000339	10/31/2012	1,005.00
88107000	CAP Move-CWIP	UZ	2000000346	10/31/2012	1,299.71
88107000	CAP Move-CWIP	UZ	2000000357	10/31/2012	369.86
88107000	CAP Move-CWIP	UZ	2000000357	10/31/2012	70.25
88107000	CAP Move-CWIP	UN	2000000381	10/31/2012	7,433.87
88107000	CAP Move-CWIP	UP	2000000411	10/31/2012	439.94
88107000	CAP Move-CWIP	UP	2000000411	10/31/2012	(439.94)
88107000	CAP Move-CWIP	UZ	2000000346	10/31/2012	5.37
88107000	CAP Move-CWIP	UZ	2000000357	10/31/2012	3.04
88107000	CAP Move-CWIP	UZ	2000000357	10/31/2012	0.73
88107000	CAP Move-CWIP	UZ	2000000362	10/31/2012	3.50
88107000	CAP Move-CWIP	UZ	2000000363	10/31/2012	(0.20)
88107000	CAP Move-CWIP	UZ	2000000363	10/31/2012	0.22
88107000	CAP Move-CWIP	UZ	2000000363	10/31/2012	1.58
88107000	CAP Move-CWIP	UZ	2000000368	10/31/2012	0.81
88107000	CAP Move-CWIP	UN	2000000381	10/31/2012	(15.05)
88107000	CAP Move-CWIP	UZ	2000000340	10/31/2012	2,849.25
88107000	CAP Move-CWIP	UZ	2000000343	10/31/2012	1,835.76
88107000	CAP Move-CWIP	UZ	2000000346	10/31/2012	(245.52)
88107000	CAP Move-CWIP	UZ	2000000357	10/31/2012	1,235.35
88107000	CAP Move-CWIP	UZ	2000000357	10/31/2012	275.23
88107000	CAP Move-CWIP	UZ	2000000362	10/31/2012	17.53
88107000	CAP Move-CWIP	UZ	2000000363	10/31/2012	140.28
88107000	CAP Move-CWIP	UZ	2000000363	10/31/2012	37.05
88107000	CAP Move-CWIP	UZ	2000000363	10/31/2012	272.61
88107000	CAP Move-CWIP	UZ	2000000368	10/31/2012	(34.94)
88107000	CAP Move-CWIP	UZ	2000000374	10/31/2012	348.00
88107000	CAP Move-CWIP	UN	2000000381	10/31/2012	(11,529.42)
88107000	CAP Move-CWIP	UZ	2000000357	10/31/2012	(11.68)
88107000	CAP Move-CWIP	UZ	2000000357	10/31/2012	11.68
88107000	CAP Move-CWIP	UZ	2000000362	10/31/2012	13.42
88107000	CAP Move-CWIP	UN	2000000381	10/31/2012	(13.42)
88107000	CAP Move-CWIP	UP	2000000422	10/31/2012	358.39
88107000	CAP Move-CWIP	UP	2000000422	10/31/2012	(358.39)
88107000	CAP Move-CWIP	UZ	2000000357	10/31/2012	60.81
88107000	CAP Move-CWIP	UN	2000000381	10/31/2012	(60.81)
88107000	CAP Move-CWIP	UZ	2000000357	10/31/2012	17.79
88107000	CAP Move-CWIP	UZ	2000000363	10/31/2012	(0.96)
88107000	CAP Move-CWIP	UZ	2000000363	10/31/2012	3.85
88107000	CAP Move-CWIP	UZ	2000000363	10/31/2012	1.01
88107000	CAP Move-CWIP	UZ	2000000363	10/31/2012	7.46
88107000	CAP Move-CWIP	UN	2000000381	10/31/2012	(77.66)



Kentucky American Water Company  
Case No. 2012-00520  
Response to PSC DR1, Item 31

Account	Description	Doc Type	Document Number	Posting Date	Amount
88107000	CAP Move-CWIP	UP	2000000422	10/31/2012	(1,821.38)
88107000	CAP Move-CWIP	UP	2000000422	10/31/2012	1,821.38
88107000	CAP Move-CWIP	UZ	2000000357	10/31/2012	4.53
88107000	CAP Move-CWIP	UZ	2000000363	10/31/2012	1.09
88107000	CAP Move-CWIP	UZ	2000000363	10/31/2012	2.12
88107000	CAP Move-CWIP	UZ	2000000363	10/31/2012	(0.27)
88107000	CAP Move-CWIP	UZ	2000000368	10/31/2012	0.29
88107000	CAP Move-CWIP	UN	2000000381	10/31/2012	(7.76)
88107000	CAP Move-CWIP	UP	2000000422	10/31/2012	1,011.78
88107000	CAP Move-CWIP	UP	2000000422	10/31/2012	(1,011.78)
88107000	CAP Move-CWIP	UZ	2000000407	10/31/2012	8,260.65
88107000	CAP Move-CWIP	UN	2000000420	10/31/2012	(8,260.65)
88107000	CAP Move-CWIP	UZ	2000000407	10/31/2012	10,641.84
88107000	CAP Move-CWIP	UN	2000000420	10/31/2012	(10,641.84)
88107000	CAP Move-CWIP	UZ	2000000339	10/31/2012	47,435.87
88107000	CAP Move-CWIP	UZ	2000000339	10/31/2012	25,251.75
88107000	CAP Move-CWIP	UZ	2000000343	10/31/2012	99,597.60
88107000	CAP Move-CWIP	UZ	2000000357	10/31/2012	12,042.74
88107000	CAP Move-CWIP	UZ	2000000357	10/31/2012	2,889.12
88107000	CAP Move-CWIP	UZ	2000000363	10/31/2012	336.41
88107000	CAP Move-CWIP	UZ	2000000363	10/31/2012	653.78
88107000	CAP Move-CWIP	UZ	2000000368	10/31/2012	(83.79)
88107000	CAP Move-CWIP	UZ	2000000368	10/31/2012	88.86
88107000	CAP Move-CWIP	UN	2000000380	10/31/2012	(191,842.53)
88107000	CAP Move-CWIP	UZ	2000000407	10/31/2012	4,617.09
88107000	CAP Move-CWIP	UZ	2000000407	10/31/2012	123,396.88
88107000	CAP Move-CWIP	UZ	2000000407	10/31/2012	145,246.50
88107000	CAP Move-CWIP	UN	2000000420	10/31/2012	(273,260.47)
88107000	CAP Move-CWIP	UZ	2000000339	10/31/2012	149.64
88107000	CAP Move-CWIP	UZ	2000000339	10/31/2012	56.11
88107000	CAP Move-CWIP	UZ	2000000357	10/31/2012	55.23
88107000	CAP Move-CWIP	UN	2000000381	10/31/2012	(260.98)
88107000	CAP Move-CWIP	UP	2000000422	10/31/2012	6,864.04
88107000	CAP Move-CWIP	UP	2000000422	10/31/2012	(6,864.04)
88107000	CAP Move-CWIP	UZ	2000000357	10/31/2012	(12.70)
88107000	CAP Move-CWIP	UZ	2000000363	10/31/2012	3.27
88107000	CAP Move-CWIP	UZ	2000000363	10/31/2012	(25.54)
88107000	CAP Move-CWIP	UZ	2000000368	10/31/2012	(13.14)
88107000	CAP Move-CWIP	UZ	2000000368	10/31/2012	(3.47)
88107000	CAP Move-CWIP	UN	2000000381	10/31/2012	(615.51)
88107000	CAP Move-CWIP	UP	2000000422	10/31/2012	13,538.47
88107000	CAP Move-CWIP	UP	2000000422	10/31/2012	(13,538.47)
88107000	CAP Move-CWIP	UZ	2000000357	10/31/2012	91.77
88107000	CAP Move-CWIP	UZ	2000000363	10/31/2012	28.34
88107000	CAP Move-CWIP	UZ	2000000363	10/31/2012	(3.64)
88107000	CAP Move-CWIP	UZ	2000000363	10/31/2012	3.85
88107000	CAP Move-CWIP	UZ	2000000363	10/31/2012	14.58
88107000	CAP Move-CWIP	UN	2000000381	10/31/2012	(259.97)
88107000	CAP Move-CWIP	UP	2000000422	10/31/2012	(1,873.58)
88107000	CAP Move-CWIP	UP	2000000422	10/31/2012	1,873.58
88107000	CAP Move-CWIP	UZ	2000000346	10/31/2012	240.15
88107000	CAP Move-CWIP	UZ	2000000357	10/31/2012	22.74
88107000	CAP Move-CWIP	UN	2000000380	10/31/2012	(262.89)
88107000	CAP Move-CWIP	UZ	2000000370	10/31/2012	0.15
88107000	CAP Move-CWIP	UZ	2000000370	10/31/2012	0.19
88107000	CAP Move-CWIP	UP	2000000383	10/31/2012	(6,605.80)
88107000	CAP Move-CWIP	UP	2000000383	10/31/2012	6,605.80
88107000	CAP Move-CWIP	UZ	2000000357	10/31/2012	192.50
88107000	CAP Move-CWIP	UZ	2000000363	10/31/2012	(10.47)
88107000	CAP Move-CWIP	UZ	2000000363	10/31/2012	11.11
88107000	CAP Move-CWIP	UZ	2000000363	10/31/2012	81.69
88107000	CAP Move-CWIP	UZ	2000000363	10/31/2012	42.03
88107000	CAP Move-CWIP	UN	2000000369	10/31/2012	(192.50)
88107000	CAP Move-CWIP	UN	2000000381	10/31/2012	(124.36)
88107000	CAP Move-CWIP	UZ	2000000363	10/31/2012	0.93
88107000	CAP Move-CWIP	UZ	2000000363	10/31/2012	3.52
88107000	CAP Move-CWIP	UZ	2000000368	10/31/2012	6.85
88107000	CAP Move-CWIP	UZ	2000000368	10/31/2012	(0.88)
88107000	CAP Move-CWIP	UP	2000000383	10/31/2012	(54.86)
88107000	CAP Move-CWIP	UP	2000000383	10/31/2012	5,966.90
88107000	CAP Move-CWIP	UP	2000000383	10/31/2012	(5,966.90)
88107000	CAP Move-CWIP	UZ	2000000357	10/31/2012	(1,904.81)
88107000	CAP Move-CWIP	UN	2000000369	10/31/2012	1,904.81
88107000	CAP Move-CWIP	UZ	2000000407	10/31/2012	30,038.53
88107000	CAP Move-CWIP	UN	2000000420	10/31/2012	(30,038.53)
88107000	CAP Move-CWIP	UZ	2000000339	10/31/2012	4,062.92
88107000	CAP Move-CWIP	UZ	2000000357	10/31/2012	284.00

Kentucky American Water Company  
Case No. 2012-00520  
Response to PSC DR1, Item 31

Account	Description	Doc Type	Document Number	Posting Date	Amount
88107000	CAP Move-CWIP	UZ	2000000350	10/31/2012	158,295.06
88107000	CAP Move-CWIP	UZ	2000000357	10/31/2012	11,064.82
88107000	CAP Move-CWIP	UZ	2000000357	10/31/2012	723.28
88107000	CAP Move-CWIP	UZ	2000000363	10/31/2012	171.37
88107000	CAP Move-CWIP	UZ	2000000363	10/31/2012	88.19
88107000	CAP Move-CWIP	UZ	2000000363	10/31/2012	23.30
88107000	CAP Move-CWIP	UZ	2000000363	10/31/2012	(21.96)
88107000	CAP Move-CWIP	UZ	2000000370	10/31/2012	1,388.84
88107000	CAP Move-CWIP	UZ	2000000370	10/31/2012	1,065.41
88107000	CAP Move-CWIP	UZ	2000000357	10/31/2012	1,366.75
88107000	CAP Move-CWIP	UZ	2000000370	10/31/2012	29.29
88107000	CAP Move-CWIP	UZ	2000000370	10/31/2012	38.18
88107000	CAP Move-CWIP	UZ	2000000357	10/31/2012	203.80
88107000	CAP Move-CWIP	UZ	2000000370	10/31/2012	60.02
88107000	CAP Move-CWIP	UZ	2000000370	10/31/2012	46.04
88107000	CAP Move-CWIP	UZ	2000000357	10/31/2012	(12.59)
88107000	CAP Move-CWIP	UZ	2000000357	10/31/2012	40.17
88107000	CAP Move-CWIP	UZ	2000000363	10/31/2012	18.21
88107000	CAP Move-CWIP	UZ	2000000368	10/31/2012	(2.33)
88107000	CAP Move-CWIP	UZ	2000000368	10/31/2012	2.47
88107000	CAP Move-CWIP	UZ	2000000368	10/31/2012	9.37
88107000	CAP Move-CWIP	UZ	2000000370	10/31/2012	417.21
88107000	CAP Move-CWIP	UZ	2000000370	10/31/2012	543.87
88107000	CAP Move-CWIP	UZ	2000000407	10/31/2012	17,222.57
88107000	CAP Move-CWIP	UZ	2000000357	10/31/2012	44.57
88107000	CAP Move-CWIP	UZ	2000000363	10/31/2012	(2.52)
88107000	CAP Move-CWIP	UZ	2000000363	10/31/2012	19.63
88107000	CAP Move-CWIP	UZ	2000000368	10/31/2012	2.67
88107000	CAP Move-CWIP	UZ	2000000368	10/31/2012	10.10
88107000	CAP Move-CWIP	UZ	2000000370	10/31/2012	251.76
88107000	CAP Move-CWIP	UZ	2000000370	10/31/2012	328.18
88107000	CAP Move-CWIP	UZ	2000000357	10/31/2012	230.62
88107000	CAP Move-CWIP	UZ	2000000370	10/31/2012	6.44
88107000	CAP Move-CWIP	UZ	2000000370	10/31/2012	4.94
88107000	CAP Move-CWIP	UZ	2000000357	10/31/2012	0.31
88107000	CAP Move-CWIP	UZ	2000000357	10/31/2012	9.38
88107000	CAP Move-CWIP	UZ	2000000370	10/31/2012	33.29
88107000	CAP Move-CWIP	UZ	2000000370	10/31/2012	43.39
88107000	CAP Move-CWIP	UZ	2000000357	10/31/2012	534.74
88107000	CAP Move-CWIP	UZ	2000000357	10/31/2012	(534.74)
88107000	CAP Move-CWIP	UZ	2000000362	10/31/2012	594.15
88107000	CAP Move-CWIP	UN	2000000369	10/31/2012	(594.15)
88107000	CAP Move-CWIP	UZ	2000000370	10/31/2012	14.50
88107000	CAP Move-CWIP	UZ	2000000370	10/31/2012	11.13
88107000	CAP Move-CWIP	UN	2000000381	10/31/2012	(25.63)
88107000	CAP Move-CWIP	UZ	2000000357	10/31/2012	2,651.96
88107000	CAP Move-CWIP	UN	2000000358	10/31/2012	(37,939.32)
88107000	CAP Move-CWIP	UN	2000000369	10/31/2012	(2,651.96)
88107000	CAP Move-CWIP	UZ	2000000374	10/31/2012	5,000.00
88107000	CAP Move-CWIP	UZ	2000000374	10/31/2012	5,000.00
88107000	CAP Move-CWIP	UN	2000000380	10/31/2012	(10,000.00)
88107000	CAP Move-CWIP	UZ	2000000357	10/31/2012	(2,097.00)
88107000	CAP Move-CWIP	UZ	2000000357	10/31/2012	17.81
88107000	CAP Move-CWIP	UZ	2000000362	10/31/2012	2,097.00
88107000	CAP Move-CWIP	UN	2000000369	10/31/2012	(17.81)
88107000	CAP Move-CWIP	UZ	2000000374	10/31/2012	30,000.00
88107000	CAP Move-CWIP	UZ	2000000374	10/31/2012	30,000.00
88107000	CAP Move-CWIP	UN	2000000380	10/31/2012	(60,000.00)
88107000	CAP Move-CWIP	UZ	2000000362	10/31/2012	3,475.17
88107000	CAP Move-CWIP	UZ	2000000370	10/31/2012	85.02
88107000	CAP Move-CWIP	UZ	2000000370	10/31/2012	65.22
88107000	CAP Move-CWIP	UN	2000000380	10/31/2012	(150.24)
88107000	CAP Move-CWIP	UZ	2000000357	10/31/2012	419.40
88107000	CAP Move-CWIP	UN	2000000369	10/31/2012	(419.40)
88107000	CAP Move-CWIP	UZ	2000000370	10/31/2012	74.33
88107000	CAP Move-CWIP	UZ	2000000370	10/31/2012	96.90
88107000	CAP Move-CWIP	UN	2000000381	10/31/2012	(171.23)
88107000	CAP Move-CWIP	UZ	2000000407	10/31/2012	360.00
88107000	CAP Move-CWIP	UN	2000000420	10/31/2012	(360.00)
88107000	CAP Move-CWIP	UZ	2000000370	10/31/2012	45.37
88107000	CAP Move-CWIP	UZ	2000000370	10/31/2012	34.80
88107000	CAP Move-CWIP	UN	2000000381	10/31/2012	(80.17)
88107000	CAP Move-CWIP	UZ	2000000343	10/31/2012	(4,226.25)
88107000	CAP Move-CWIP	UP	2000000383	10/31/2012	4,226.25
88107000	CAP Move-CWIP	UZ	2000000357	10/31/2012	521.54
88107000	CAP Move-CWIP	UZ	2000000370	10/31/2012	15.18
88107000	CAP Move-CWIP	UZ	2000000370	10/31/2012	19.79

Kentucky American Water Company  
Case No. 2012-00520  
Response to PSC DR1, Item 31

Account	Description	Doc Type	Document Number	Posting Date	Amount
88107000	CAP Move-CWIP	UZ	2000000407	10/31/2012	22,793.44
88107000	CAP Move-CWIP	UZ	2000000350	10/31/2012	19,203.90
88107000	CAP Move-CWIP	UZ	2000000357	10/31/2012	1,342.35
88107000	CAP Move-CWIP	UN	2000000358	10/31/2012	(6,857.78)
88107000	CAP Move-CWIP	UZ	2000000370	10/31/2012	0.77
88107000	CAP Move-CWIP	UZ	2000000370	10/31/2012	0.59
88107000	CAP Move-CWIP	UN	2000000381	10/31/2012	(1.36)
88107000	CAP Move-CWIP	UZ	2000000357	10/31/2012	(26.31)
88107000	CAP Move-CWIP	UZ	2000000370	10/31/2012	25.68
88107000	CAP Move-CWIP	UZ	2000000370	10/31/2012	19.70
88107000	CAP Move-CWIP	UZ	2000000357	10/31/2012	1,580.43
88107000	CAP Move-CWIP	UN	2000000369	10/31/2012	(1,580.43)
88107000	CAP Move-CWIP	UZ	2000000343	10/31/2012	48,620.86
88107000	CAP Move-CWIP	UZ	2000000357	10/31/2012	3,398.60
88107000	CAP Move-CWIP	UZ	2000000350	10/31/2012	9,308.43
88107000	CAP Move-CWIP	UZ	2000000357	10/31/2012	650.66
88107000	CAP Move-CWIP	UZ	2000000407	10/31/2012	13,494.60
88107000	CAP Move-CWIP	UZ	2000000357	10/31/2012	340.24
88107000	CAP Move-CWIP	UZ	2000000370	10/31/2012	0.48
88107000	CAP Move-CWIP	UZ	2000000370	10/31/2012	0.62
88107000	CAP Move-CWIP	UZ	2000000357	10/31/2012	(3,417.91)
88107000	CAP Move-CWIP	UZ	2000000362	10/31/2012	3,495.00
88107000	CAP Move-CWIP	UZ	2000000363	10/31/2012	(4.51)
88107000	CAP Move-CWIP	UZ	2000000363	10/31/2012	4.79
88107000	CAP Move-CWIP	UZ	2000000363	10/31/2012	18.11
88107000	CAP Move-CWIP	UZ	2000000368	10/31/2012	35.20
88107000	CAP Move-CWIP	UZ	2000000370	10/31/2012	878.66
88107000	CAP Move-CWIP	UZ	2000000370	10/31/2012	1,145.39
88107000	CAP Move-CWIP	UZ	2000000370	10/31/2012	8.97
88107000	CAP Move-CWIP	UZ	2000000370	10/31/2012	11.69
88107000	CAP Move-CWIP	UZ	2000000357	10/31/2012	(657.41)
88107000	CAP Move-CWIP	UZ	2000000362	10/31/2012	664.05
88107000	CAP Move-CWIP	UZ	2000000370	10/31/2012	13.28
88107000	CAP Move-CWIP	UZ	2000000370	10/31/2012	17.31
88107000	CAP Move-CWIP	UZ	2000000357	10/31/2012	(294.72)
88107000	CAP Move-CWIP	UZ	2000000362	10/31/2012	662.88
88107000	CAP Move-CWIP	UZ	2000000363	10/31/2012	23.13
88107000	CAP Move-CWIP	UZ	2000000363	10/31/2012	87.55
88107000	CAP Move-CWIP	UZ	2000000368	10/31/2012	170.15
88107000	CAP Move-CWIP	UZ	2000000368	10/31/2012	(21.80)
88107000	CAP Move-CWIP	UZ	2000000370	10/31/2012	37.46
88107000	CAP Move-CWIP	UZ	2000000370	10/31/2012	28.74
88107000	CAP Move-CWIP	UZ	2000000357	10/31/2012	(664.05)
88107000	CAP Move-CWIP	UZ	2000000362	10/31/2012	664.05
88107000	CAP Move-CWIP	UZ	2000000370	10/31/2012	13.39
88107000	CAP Move-CWIP	UZ	2000000370	10/31/2012	17.45
88107000	CAP Move-CWIP	UZ	2000000357	10/31/2012	(117.74)
88107000	CAP Move-CWIP	UZ	2000000363	10/31/2012	6.83
88107000	CAP Move-CWIP	UZ	2000000363	10/31/2012	(7.25)
88107000	CAP Move-CWIP	UZ	2000000363	10/31/2012	(53.30)
88107000	CAP Move-CWIP	UZ	2000000363	10/31/2012	(27.42)
88107000	CAP Move-CWIP	UN	2000000381	10/31/2012	185.68
88107000	CAP Move-CWIP	UZ	2000000357	10/31/2012	105.58
88107000	CAP Move-CWIP	UZ	2000000363	10/31/2012	13.03
88107000	CAP Move-CWIP	UZ	2000000368	10/31/2012	25.32
88107000	CAP Move-CWIP	UZ	2000000368	10/31/2012	(3.25)
88107000	CAP Move-CWIP	UZ	2000000368	10/31/2012	3.45
88107000	CAP Move-CWIP	UN	2000000381	10/31/2012	(564.61)
88107000	CAP Move-CWIP	UZ	2000000357	10/31/2012	11.02
88107000	CAP Move-CWIP	UN	2000000381	10/31/2012	(168.68)
88107000	CAP Move-CWIP	UP	2000000422	10/31/2012	440.81
88107000	CAP Move-CWIP	UP	2000000422	10/31/2012	(440.81)
88107000	CAP Move-CWIP	UZ	2000000357	10/31/2012	33.99
88107000	CAP Move-CWIP	UZ	2000000363	10/31/2012	0.38
88107000	CAP Move-CWIP	UZ	2000000363	10/31/2012	1.43
88107000	CAP Move-CWIP	UZ	2000000363	10/31/2012	(0.35)
88107000	CAP Move-CWIP	UZ	2000000368	10/31/2012	2.79
88107000	CAP Move-CWIP	UN	2000000381	10/31/2012	(212.17)
88107000	CAP Move-CWIP	UZ	2000000357	10/31/2012	22.68
88107000	CAP Move-CWIP	UZ	2000000363	10/31/2012	1.02
88107000	CAP Move-CWIP	UZ	2000000363	10/31/2012	(0.96)
88107000	CAP Move-CWIP	UZ	2000000363	10/31/2012	3.84
88107000	CAP Move-CWIP	UZ	2000000368	10/31/2012	7.46
88107000	CAP Move-CWIP	UZ	2000000357	10/31/2012	250.02
88107000	CAP Move-CWIP	UZ	2000000363	10/31/2012	106.10
88107000	CAP Move-CWIP	UZ	2000000363	10/31/2012	(13.59)
88107000	CAP Move-CWIP	UZ	2000000363	10/31/2012	54.60

Kentucky American Water Company  
Case No. 2012-00520  
Response to PSC DR1, Item 31

Account	Description	Doc Type	Document Number	Posting Date	Amount
88107000	CAP Move-CWIP	UZ	2000000368	10/31/2012	14.42
88107000	CAP Move-CWIP	UN	2000000369	10/31/2012	(250.02)
88107000	CAP Move-CWIP	UN	2000000381	10/31/2012	(161.53)
88107000	CAP Move-CWIP	UZ	2000000409	10/31/2012	6,127.00
88107000	CAP Move-CWIP	UN	2000000420	10/31/2012	(6,127.00)
88107000	CAP Move-CWIP	UZ	2000000357	10/31/2012	(509.73)
88107000	CAP Move-CWIP	UZ	2000000362	10/31/2012	509.73
88107000	CAP Move-CWIP	UZ	2000000370	10/31/2012	11.55
88107000	CAP Move-CWIP	UZ	2000000370	10/31/2012	15.06
88107000	CAP Move-CWIP	UZ	2000000407	10/31/2012	7,292.22
88107000	CAP Move-CWIP	UZ	2000000339	10/31/2012	2,031.46
88107000	CAP Move-CWIP	UZ	2000000357	10/31/2012	142.00
88107000	CAP Move-CWIP	UZ	2000000357	10/31/2012	371.13
88107000	CAP Move-CWIP	UZ	2000000370	10/31/2012	7.95
88107000	CAP Move-CWIP	UZ	2000000370	10/31/2012	10.37
88107000	CAP Move-CWIP	UZ	2000000350	10/31/2012	6,974.69
88107000	CAP Move-CWIP	UZ	2000000357	10/31/2012	487.53
88107000	CAP Move-CWIP	UZ	2000000357	10/31/2012	32.05
88107000	CAP Move-CWIP	UZ	2000000363	10/31/2012	1.85
88107000	CAP Move-CWIP	UZ	2000000363	10/31/2012	13.61
88107000	CAP Move-CWIP	UZ	2000000368	10/31/2012	7.00
88107000	CAP Move-CWIP	UZ	2000000368	10/31/2012	(1.74)
88107000	CAP Move-CWIP	UN	2000000381	10/31/2012	(141.07)
88107000	CAP Move-CWIP	UP	2000000422	10/31/2012	511.23
88107000	CAP Move-CWIP	UP	2000000422	10/31/2012	(511.23)
88107000	CAP Move-CWIP	UZ	2000000357	10/31/2012	859.75
88107000	CAP Move-CWIP	UN	2000000369	10/31/2012	(859.75)
88107000	CAP Move-CWIP	UZ	2000000357	10/31/2012	497.91
88107000	CAP Move-CWIP	UN	2000000369	10/31/2012	(497.91)
88107000	CAP Move-CWIP	UZ	2000000357	10/31/2012	239.26
88107000	CAP Move-CWIP	UN	2000000369	10/31/2012	(239.26)
88107000	CAP Move-CWIP	UZ	2000000350	10/31/2012	13,725.44
88107000	CAP Move-CWIP	UZ	2000000357	10/31/2012	959.41
88107000	CAP Move-CWIP	UZ	2000000370	10/31/2012	98.77
88107000	CAP Move-CWIP	UZ	2000000370	10/31/2012	75.77
88107000	CAP Move-CWIP	UZ	2000000388	10/31/2012	1.00
88107000	CAP Move-CWIP	UZ	2000000389	10/31/2012	4.69
88107000	CAP Move-CWIP	UZ	2000000389	10/31/2012	62.84
88107000	CAP Move-CWIP	UZ	2000000389	10/31/2012	72.70
88107000	CAP Move-CWIP	UZ	2000000391	10/31/2012	(97.60)
88107000	CAP Move-CWIP	UZ	2000000391	10/31/2012	9.51
88107000	CAP Move-CWIP	UZ	2000000399	10/31/2012	0.08
88107000	CAP Move-CWIP	UZ	2000000399	10/31/2012	(0.10)
88107000	CAP Move-CWIP	UZ	2000000399	10/31/2012	6.30
88107000	CAP Move-CWIP	UZ	2000000399	10/31/2012	8.03
88107000	CAP Move-CWIP	UZ	2000000399	10/31/2012	89.03
88107000	CAP Move-CWIP	UZ	2000000400	10/31/2012	6.70
88107000	CAP Move-CWIP	UZ	2000000400	10/31/2012	11.70
88107000	CAP Move-CWIP	UZ	2000000400	10/31/2012	36.30
88107000	CAP Move-CWIP	UZ	2000000400	10/31/2012	(0.15)
88107000	CAP Move-CWIP	UZ	2000000402	10/31/2012	14.20
88107000	CAP Move-CWIP	UZ	2000000402	10/31/2012	3.22
88107000	CAP Move-CWIP	UZ	2000000402	10/31/2012	1.80
88107000	CAP Move-CWIP	UZ	2000000402	10/31/2012	1.04
88107000	CAP Move-CWIP	UZ	2000000402	10/31/2012	(0.73)
88107000	CAP Move-CWIP	UZ	2000000402	10/31/2012	(0.27)
88107000	CAP Move-CWIP	UZ	2000000402	10/31/2012	2.59
88107000	CAP Move-CWIP	UN	2000000405	10/31/2012	(232.88)
88107000	CAP Move-CWIP	UZ	2000000389	10/31/2012	(98.17)
88107000	CAP Move-CWIP	UZ	2000000389	10/31/2012	4.69
88107000	CAP Move-CWIP	UZ	2000000389	10/31/2012	110.62
88107000	CAP Move-CWIP	UZ	2000000389	10/31/2012	72.70
88107000	CAP Move-CWIP	UZ	2000000389	10/31/2012	1.00
88107000	CAP Move-CWIP	UZ	2000000391	10/31/2012	9.51
88107000	CAP Move-CWIP	UZ	2000000392	10/31/2012	89.03
88107000	CAP Move-CWIP	UZ	2000000399	10/31/2012	14.20
88107000	CAP Move-CWIP	UZ	2000000400	10/31/2012	(0.27)
88107000	CAP Move-CWIP	UZ	2000000400	10/31/2012	6.70
88107000	CAP Move-CWIP	UZ	2000000400	10/31/2012	2.59
88107000	CAP Move-CWIP	UZ	2000000400	10/31/2012	8.03
88107000	CAP Move-CWIP	UZ	2000000400	10/31/2012	(0.73)
88107000	CAP Move-CWIP	UZ	2000000400	10/31/2012	(0.15)
88107000	CAP Move-CWIP	UZ	2000000400	10/31/2012	36.30
88107000	CAP Move-CWIP	UZ	2000000402	10/31/2012	1.04
88107000	CAP Move-CWIP	UZ	2000000402	10/31/2012	1.80
88107000	CAP Move-CWIP	UZ	2000000402	10/31/2012	(0.10)
88107000	CAP Move-CWIP	UZ	2000000402	10/31/2012	6.30

Kentucky American Water Company  
Case No. 2012-00520  
Response to PSC DR1, Item 31

Account	Description	Doc Type	Document Number	Posting Date	Amount
88107000	CAP Move-CWIP	UZ	2000000402	10/31/2012	11.70
88107000	CAP Move-CWIP	UZ	2000000402	10/31/2012	3.22
88107000	CAP Move-CWIP	UZ	2000000402	10/31/2012	0.08
88107000	CAP Move-CWIP	UN	2000000405	10/31/2012	(280.09)
88107000	CAP Move-CWIP	UZ	2000000389	10/31/2012	26.99
88107000	CAP Move-CWIP	UZ	2000000389	10/31/2012	2.59
88107000	CAP Move-CWIP	UZ	2000000389	10/31/2012	(18.02)
88107000	CAP Move-CWIP	UZ	2000000389	10/31/2012	(1.49)
88107000	CAP Move-CWIP	UZ	2000000389	10/31/2012	(4.69)
88107000	CAP Move-CWIP	UZ	2000000389	10/31/2012	(0.66)
88107000	CAP Move-CWIP	UZ	2000000389	10/31/2012	103.60
88107000	CAP Move-CWIP	UZ	2000000391	10/31/2012	(0.45)
88107000	CAP Move-CWIP	UZ	2000000391	10/31/2012	7.65
88107000	CAP Move-CWIP	UZ	2000000392	10/31/2012	14.20
88107000	CAP Move-CWIP	UZ	2000000399	10/31/2012	(0.10)
88107000	CAP Move-CWIP	UZ	2000000400	10/31/2012	6.30
88107000	CAP Move-CWIP	UZ	2000000400	10/31/2012	1.04
88107000	CAP Move-CWIP	UZ	2000000400	10/31/2012	8.03
88107000	CAP Move-CWIP	UZ	2000000400	10/31/2012	3.22
88107000	CAP Move-CWIP	UZ	2000000400	10/31/2012	36.30
88107000	CAP Move-CWIP	UZ	2000000400	10/31/2012	(0.73)
88107000	CAP Move-CWIP	UZ	2000000400	10/31/2012	(0.15)
88107000	CAP Move-CWIP	UZ	2000000400	10/31/2012	2.59
88107000	CAP Move-CWIP	UZ	2000000400	10/31/2012	6.70
88107000	CAP Move-CWIP	UZ	2000000402	10/31/2012	(0.27)
88107000	CAP Move-CWIP	UZ	2000000402	10/31/2012	11.70
88107000	CAP Move-CWIP	UZ	2000000402	10/31/2012	1.80
88107000	CAP Move-CWIP	UZ	2000000402	10/31/2012	89.03
88107000	CAP Move-CWIP	UZ	2000000402	10/31/2012	0.08
88107000	CAP Move-CWIP	UN	2000000405	10/31/2012	(295.26)
88107000	CAP Move-CWIP	UZ	2000000391	10/31/2012	(6.75)
88107000	CAP Move-CWIP	UN	2000000405	10/31/2012	6.75
88107000	CAP Move-CWIP	UZ	2000000389	10/31/2012	(1.62)
88107000	CAP Move-CWIP	UN	2000000405	10/31/2012	1.62
88107000	CAP Move-CWIP	UZ	2000000389	10/31/2012	5.17
88107000	CAP Move-CWIP	UZ	2000000389	10/31/2012	10.64
88107000	CAP Move-CWIP	UZ	2000000389	10/31/2012	(24.51)
88107000	CAP Move-CWIP	UZ	2000000389	10/31/2012	8.65
88107000	CAP Move-CWIP	UZ	2000000389	10/31/2012	8.80
88107000	CAP Move-CWIP	UZ	2000000389	10/31/2012	93.65
88107000	CAP Move-CWIP	UZ	2000000392	10/31/2012	2.59
88107000	CAP Move-CWIP	UZ	2000000399	10/31/2012	6.70
88107000	CAP Move-CWIP	UZ	2000000399	10/31/2012	(0.10)
88107000	CAP Move-CWIP	UZ	2000000399	10/31/2012	1.04
88107000	CAP Move-CWIP	UZ	2000000400	10/31/2012	(0.73)
88107000	CAP Move-CWIP	UZ	2000000400	10/31/2012	1.80
88107000	CAP Move-CWIP	UZ	2000000400	10/31/2012	(0.15)
88107000	CAP Move-CWIP	UZ	2000000400	10/31/2012	3.22
88107000	CAP Move-CWIP	UZ	2000000400	10/31/2012	0.08
88107000	CAP Move-CWIP	UZ	2000000400	10/31/2012	14.20
88107000	CAP Move-CWIP	UZ	2000000400	10/31/2012	11.70
88107000	CAP Move-CWIP	UZ	2000000402	10/31/2012	8.03
88107000	CAP Move-CWIP	UZ	2000000402	10/31/2012	(0.27)
88107000	CAP Move-CWIP	UZ	2000000402	10/31/2012	36.30
88107000	CAP Move-CWIP	UZ	2000000402	10/31/2012	89.03
88107000	CAP Move-CWIP	UZ	2000000402	10/31/2012	6.30
88107000	CAP Move-CWIP	UN	2000000405	10/31/2012	(282.14)
88107000	CAP Move-CWIP	UZ	2000000389	10/31/2012	(98.77)
88107000	CAP Move-CWIP	UZ	2000000389	10/31/2012	(1.29)
88107000	CAP Move-CWIP	UZ	2000000389	10/31/2012	196.18
88107000	CAP Move-CWIP	UZ	2000000389	10/31/2012	(12.63)
88107000	CAP Move-CWIP	UZ	2000000389	10/31/2012	(51.71)
88107000	CAP Move-CWIP	UZ	2000000391	10/31/2012	(3.83)
88107000	CAP Move-CWIP	UN	2000000405	10/31/2012	(27.95)
88107000	CAP Move-CWIP	UZ	2000000389	10/31/2012	0.57
88107000	CAP Move-CWIP	UZ	2000000389	10/31/2012	9.30
88107000	CAP Move-CWIP	UZ	2000000389	10/31/2012	18.14
88107000	CAP Move-CWIP	UZ	2000000389	10/31/2012	3.55
88107000	CAP Move-CWIP	UZ	2000000391	10/31/2012	108.21
88107000	CAP Move-CWIP	UZ	2000000391	10/31/2012	12.29
88107000	CAP Move-CWIP	UZ	2000000399	10/31/2012	6.30
88107000	CAP Move-CWIP	UZ	2000000399	10/31/2012	(0.15)
88107000	CAP Move-CWIP	UZ	2000000399	10/31/2012	(0.27)
88107000	CAP Move-CWIP	UZ	2000000400	10/31/2012	89.03
88107000	CAP Move-CWIP	UZ	2000000400	10/31/2012	11.70
88107000	CAP Move-CWIP	UZ	2000000400	10/31/2012	(0.73)
88107000	CAP Move-CWIP	UZ	2000000400	10/31/2012	0.08

Kentucky American Water Company  
Case No. 2012-00520  
Response to PSC DR1, Item 31

Account	Description	Doc Type	Document Number	Posting Date	Amount
88107000	CAP Move-CWIP	UZ	2000000400	10/31/2012	1.04
88107000	CAP Move-CWIP	UZ	2000000400	10/31/2012	3.22
88107000	CAP Move-CWIP	UZ	2000000400	10/31/2012	14.20
88107000	CAP Move-CWIP	UZ	2000000400	10/31/2012	2.59
88107000	CAP Move-CWIP	UZ	2000000402	10/31/2012	36.30
88107000	CAP Move-CWIP	UZ	2000000402	10/31/2012	1.80
88107000	CAP Move-CWIP	UZ	2000000402	10/31/2012	6.70
88107000	CAP Move-CWIP	UZ	2000000402	10/31/2012	8.03
88107000	CAP Move-CWIP	UZ	2000000402	10/31/2012	(0.10)
88107000	CAP Move-CWIP	UN	2000000405	10/31/2012	(331.80)
88107000	CAP Move-CWIP	UZ	2000000389	10/31/2012	9.45
88107000	CAP Move-CWIP	UZ	2000000389	10/31/2012	119.33
88107000	CAP Move-CWIP	UZ	2000000389	10/31/2012	1.75
88107000	CAP Move-CWIP	UZ	2000000389	10/31/2012	55.48
88107000	CAP Move-CWIP	UZ	2000000391	10/31/2012	4.84
88107000	CAP Move-CWIP	UZ	2000000391	10/31/2012	0.57
88107000	CAP Move-CWIP	UN	2000000405	10/31/2012	(191.42)
88107000	CAP Move-CWIP	UZ	2000000388	10/31/2012	26.57
88107000	CAP Move-CWIP	UZ	2000000389	10/31/2012	48.58
88107000	CAP Move-CWIP	UZ	2000000389	10/31/2012	69.41
88107000	CAP Move-CWIP	UZ	2000000389	10/31/2012	7.79
88107000	CAP Move-CWIP	UZ	2000000389	10/31/2012	13.00
88107000	CAP Move-CWIP	UZ	2000000391	10/31/2012	1.77
88107000	CAP Move-CWIP	UZ	2000000391	10/31/2012	(1.39)
88107000	CAP Move-CWIP	UZ	2000000392	10/31/2012	(0.10)
88107000	CAP Move-CWIP	UZ	2000000399	10/31/2012	(0.15)
88107000	CAP Move-CWIP	UZ	2000000400	10/31/2012	6.30
88107000	CAP Move-CWIP	UZ	2000000400	10/31/2012	8.03
88107000	CAP Move-CWIP	UZ	2000000400	10/31/2012	2.59
88107000	CAP Move-CWIP	UZ	2000000400	10/31/2012	(0.73)
88107000	CAP Move-CWIP	UZ	2000000400	10/31/2012	1.80
88107000	CAP Move-CWIP	UZ	2000000400	10/31/2012	1.04
88107000	CAP Move-CWIP	UZ	2000000400	10/31/2012	89.03
88107000	CAP Move-CWIP	UZ	2000000400	10/31/2012	36.30
88107000	CAP Move-CWIP	UZ	2000000402	10/31/2012	3.22
88107000	CAP Move-CWIP	UZ	2000000402	10/31/2012	14.20
88107000	CAP Move-CWIP	UZ	2000000402	10/31/2012	6.70
88107000	CAP Move-CWIP	UZ	2000000402	10/31/2012	(0.27)
88107000	CAP Move-CWIP	UZ	2000000402	10/31/2012	0.08
88107000	CAP Move-CWIP	UZ	2000000402	10/31/2012	11.70
88107000	CAP Move-CWIP	UN	2000000405	10/31/2012	(345.47)
88107000	CAP Move-CWIP	UZ	2000000389	10/31/2012	21.25
88107000	CAP Move-CWIP	UZ	2000000389	10/31/2012	61.46
88107000	CAP Move-CWIP	UZ	2000000389	10/31/2012	18.75
88107000	CAP Move-CWIP	UZ	2000000389	10/31/2012	18.20
88107000	CAP Move-CWIP	UZ	2000000389	10/31/2012	0.86
88107000	CAP Move-CWIP	UZ	2000000391	10/31/2012	348.82
88107000	CAP Move-CWIP	UZ	2000000399	10/31/2012	(2.20)
88107000	CAP Move-CWIP	UZ	2000000400	10/31/2012	42.60
88107000	CAP Move-CWIP	UZ	2000000400	10/31/2012	35.11
88107000	CAP Move-CWIP	UZ	2000000400	10/31/2012	7.76
88107000	CAP Move-CWIP	UZ	2000000400	10/31/2012	108.88
88107000	CAP Move-CWIP	UZ	2000000402	10/31/2012	20.05
88107000	CAP Move-CWIP	UZ	2000000402	10/31/2012	0.24
88107000	CAP Move-CWIP	UZ	2000000402	10/31/2012	5.42
88107000	CAP Move-CWIP	UZ	2000000402	10/31/2012	3.14
88107000	CAP Move-CWIP	UZ	2000000402	10/31/2012	(0.30)
88107000	CAP Move-CWIP	UZ	2000000402	10/31/2012	24.08
88107000	CAP Move-CWIP	UZ	2000000402	10/31/2012	18.89
88107000	CAP Move-CWIP	UZ	2000000402	10/31/2012	267.06
88107000	CAP Move-CWIP	UZ	2000000402	10/31/2012	9.65
88107000	CAP Move-CWIP	UZ	2000000402	10/31/2012	(0.45)
88107000	CAP Move-CWIP	UZ	2000000402	10/31/2012	(0.81)
88107000	CAP Move-CWIP	UN	2000000405	10/31/2012	(1,008.46)
88107000	CAP Move-CWIP	UZ	2000000389	10/31/2012	(17.33)
88107000	CAP Move-CWIP	UZ	2000000389	10/31/2012	(4.91)
88107000	CAP Move-CWIP	UZ	2000000389	10/31/2012	(2.35)
88107000	CAP Move-CWIP	UZ	2000000389	10/31/2012	(63.67)
88107000	CAP Move-CWIP	UZ	2000000389	10/31/2012	(3.07)
88107000	CAP Move-CWIP	UN	2000000405	10/31/2012	91.33
88107000	CAP Move-CWIP	UZ	2000000370	10/31/2012	163.63
88107000	CAP Move-CWIP	UZ	2000000370	10/31/2012	125.53
88107000	CAP Move-CWIP	UZ	2000000389	10/31/2012	721.79
88107000	CAP Move-CWIP	UZ	2000000389	10/31/2012	3.59
88107000	CAP Move-CWIP	UZ	2000000389	10/31/2012	49.36
88107000	CAP Move-CWIP	UZ	2000000389	10/31/2012	(27.07)
88107000	CAP Move-CWIP	UZ	2000000389	10/31/2012	114.69

Kentucky American Water Company  
Case No. 2012-00520  
Response to PSC DR1, Item 31

Account	Description	Doc Type	Document Number	Posting Date	Amount
88107000	CAP Move-CWIP	UZ	2000000391	10/31/2012	476.53
88107000	CAP Move-CWIP	UZ	2000000391	10/31/2012	1,841.13
88107000	CAP Move-CWIP	UZ	2000000392	10/31/2012	37.77
88107000	CAP Move-CWIP	UZ	2000000392	10/31/2012	10.84
88107000	CAP Move-CWIP	UZ	2000000399	10/31/2012	0.47
88107000	CAP Move-CWIP	UZ	2000000399	10/31/2012	534.12
88107000	CAP Move-CWIP	UZ	2000000399	10/31/2012	70.21
88107000	CAP Move-CWIP	UZ	2000000400	10/31/2012	85.19
88107000	CAP Move-CWIP	UZ	2000000400	10/31/2012	48.17
88107000	CAP Move-CWIP	UZ	2000000400	10/31/2012	19.29
88107000	CAP Move-CWIP	UZ	2000000400	10/31/2012	(1.62)
88107000	CAP Move-CWIP	UZ	2000000400	10/31/2012	(0.60)
88107000	CAP Move-CWIP	UZ	2000000400	10/31/2012	15.51
88107000	CAP Move-CWIP	UZ	2000000402	10/31/2012	40.09
88107000	CAP Move-CWIP	UZ	2000000402	10/31/2012	217.77
88107000	CAP Move-CWIP	UZ	2000000402	10/31/2012	6.27
88107000	CAP Move-CWIP	UZ	2000000402	10/31/2012	(0.90)
88107000	CAP Move-CWIP	UZ	2000000402	10/31/2012	(4.38)
88107000	CAP Move-CWIP	UZ	2000000370	10/31/2012	174.59
88107000	CAP Move-CWIP	UZ	2000000370	10/31/2012	227.59
88107000	CAP Move-CWIP	UZ	2000000389	10/31/2012	86.11
88107000	CAP Move-CWIP	UZ	2000000389	10/31/2012	5.62
88107000	CAP Move-CWIP	UZ	2000000389	10/31/2012	27.38
88107000	CAP Move-CWIP	UZ	2000000389	10/31/2012	2,289.06
88107000	CAP Move-CWIP	UZ	2000000389	10/31/2012	1,186.02
88107000	CAP Move-CWIP	UZ	2000000389	10/31/2012	194.17
88107000	CAP Move-CWIP	UZ	2000000399	10/31/2012	117.03
88107000	CAP Move-CWIP	UZ	2000000400	10/31/2012	890.21
88107000	CAP Move-CWIP	UZ	2000000400	10/31/2012	141.99
88107000	CAP Move-CWIP	UZ	2000000400	10/31/2012	0.78
88107000	CAP Move-CWIP	UZ	2000000400	10/31/2012	66.84
88107000	CAP Move-CWIP	UZ	2000000400	10/31/2012	(1.00)
88107000	CAP Move-CWIP	UZ	2000000400	10/31/2012	32.15
88107000	CAP Move-CWIP	UZ	2000000400	10/31/2012	(2.71)
88107000	CAP Move-CWIP	UZ	2000000400	10/31/2012	25.86
88107000	CAP Move-CWIP	UZ	2000000400	10/31/2012	(7.31)
88107000	CAP Move-CWIP	UZ	2000000400	10/31/2012	62.95
88107000	CAP Move-CWIP	UZ	2000000402	10/31/2012	18.07
88107000	CAP Move-CWIP	UZ	2000000402	10/31/2012	362.95
88107000	CAP Move-CWIP	UZ	2000000402	10/31/2012	80.28
88107000	CAP Move-CWIP	UZ	2000000402	10/31/2012	(1.50)
88107000	CAP Move-CWIP	UZ	2000000402	10/31/2012	10.46
88107000	CAP Move-CWIP	UZ	2000000370	10/31/2012	80.07
88107000	CAP Move-CWIP	UZ	2000000370	10/31/2012	104.37
88107000	CAP Move-CWIP	UZ	2000000370	10/31/2012	102.14
88107000	CAP Move-CWIP	UZ	2000000370	10/31/2012	133.15
88107000	CAP Move-CWIP	UZ	2000000370	10/31/2012	17.24
88107000	CAP Move-CWIP	UZ	2000000370	10/31/2012	22.47
88107000	CAP Move-CWIP	UZ	2000000370	10/31/2012	61.59
88107000	CAP Move-CWIP	UZ	2000000370	10/31/2012	80.29
88107000	CAP Move-CWIP	UZ	2000000388	10/31/2012	42.28
88107000	CAP Move-CWIP	UZ	2000000389	10/31/2012	0.57
88107000	CAP Move-CWIP	UZ	2000000389	10/31/2012	18.13
88107000	CAP Move-CWIP	UZ	2000000389	10/31/2012	492.23
88107000	CAP Move-CWIP	UZ	2000000389	10/31/2012	(1.41)
88107000	CAP Move-CWIP	UZ	2000000389	10/31/2012	(30.30)
88107000	CAP Move-CWIP	UZ	2000000389	10/31/2012	(1.29)
88107000	CAP Move-CWIP	UZ	2000000389	10/31/2012	(0.72)
88107000	CAP Move-CWIP	UZ	2000000391	10/31/2012	(16.88)
88107000	CAP Move-CWIP	UZ	2000000391	10/31/2012	386.27
88107000	CAP Move-CWIP	UZ	2000000392	10/31/2012	42.60
88107000	CAP Move-CWIP	UZ	2000000392	10/31/2012	(0.81)
88107000	CAP Move-CWIP	UZ	2000000399	10/31/2012	20.05
88107000	CAP Move-CWIP	UZ	2000000399	10/31/2012	(2.20)
88107000	CAP Move-CWIP	UZ	2000000399	10/31/2012	7.76
88107000	CAP Move-CWIP	UZ	2000000399	10/31/2012	3.14
88107000	CAP Move-CWIP	UZ	2000000399	10/31/2012	35.11
88107000	CAP Move-CWIP	UZ	2000000400	10/31/2012	0.24
88107000	CAP Move-CWIP	UZ	2000000400	10/31/2012	18.89
88107000	CAP Move-CWIP	UZ	2000000401	10/31/2012	108.88
88107000	CAP Move-CWIP	UZ	2000000402	10/31/2012	24.08
88107000	CAP Move-CWIP	UZ	2000000402	10/31/2012	(0.45)
88107000	CAP Move-CWIP	UZ	2000000402	10/31/2012	(0.30)
88107000	CAP Move-CWIP	UZ	2000000402	10/31/2012	5.42
88107000	CAP Move-CWIP	UZ	2000000402	10/31/2012	9.65
88107000	CAP Move-CWIP	UZ	2000000402	10/31/2012	267.06
88107000	CAP Move-CWIP	UZ	2000000370	10/31/2012	5.12

Kentucky American Water Company  
Case No. 2012-00520  
Response to PSC DR1, Item 31

Account	Description	Doc Type	Document Number	Posting Date	Amount
88107000	CAP Move-CWIP	UZ	2000000370	10/31/2012	3.93
88107000	CAP Move-CWIP	UZ	2000000370	10/31/2012	34.55
88107000	CAP Move-CWIP	UZ	2000000370	10/31/2012	45.04
88107000	CAP Move-CWIP	UZ	2000000370	10/31/2012	2,007.22
88107000	CAP Move-CWIP	UZ	2000000370	10/31/2012	2,616.56
88107000	CAP Move-CWIP	UZ	2000000389	10/31/2012	(5.49)
88107000	CAP Move-CWIP	UZ	2000000389	10/31/2012	(1.33)
88107000	CAP Move-CWIP	UZ	2000000389	10/31/2012	(20.80)
88107000	CAP Move-CWIP	UZ	2000000389	10/31/2012	(1.12)
88107000	CAP Move-CWIP	UZ	2000000389	10/31/2012	8,047.32
88107000	CAP Move-CWIP	UZ	2000000391	10/31/2012	130.56
88107000	CAP Move-CWIP	UZ	2000000391	10/31/2012	159.44
88107000	CAP Move-CWIP	UZ	2000000370	10/31/2012	2,473.72
88107000	CAP Move-CWIP	UZ	2000000370	10/31/2012	3,224.68
88107000	CAP Move-CWIP	UZ	2000000389	10/31/2012	(0.20)
88107000	CAP Move-CWIP	UZ	2000000389	10/31/2012	7,138.60
88107000	CAP Move-CWIP	UZ	2000000389	10/31/2012	(13.32)
88107000	CAP Move-CWIP	UZ	2000000389	10/31/2012	99.02
88107000	CAP Move-CWIP	UZ	2000000389	10/31/2012	(1.80)
88107000	CAP Move-CWIP	UZ	2000000389	10/31/2012	112.96
88107000	CAP Move-CWIP	UZ	2000000389	10/31/2012	(0.34)
88107000	CAP Move-CWIP	UZ	2000000370	10/31/2012	18.88
88107000	CAP Move-CWIP	UZ	2000000370	10/31/2012	24.61
88107000	CAP Move-CWIP	UZ	2000000389	10/31/2012	(7.29)
88107000	CAP Move-CWIP	UZ	2000000370	10/31/2012	70.70
88107000	CAP Move-CWIP	UZ	2000000370	10/31/2012	92.16
88107000	CAP Move-CWIP	UZ	2000000388	10/31/2012	507.94
88107000	CAP Move-CWIP	UZ	2000000389	10/31/2012	49.12
88107000	CAP Move-CWIP	UZ	2000000389	10/31/2012	(1.14)
88107000	CAP Move-CWIP	UZ	2000000389	10/31/2012	(36.43)
88107000	CAP Move-CWIP	UZ	2000000389	10/31/2012	(4.41)
88107000	CAP Move-CWIP	UZ	2000000389	10/31/2012	818.34
88107000	CAP Move-CWIP	UZ	2000000389	10/31/2012	(44.28)
88107000	CAP Move-CWIP	UZ	2000000389	10/31/2012	(3.16)
88107000	CAP Move-CWIP	UZ	2000000391	10/31/2012	168.56
88107000	CAP Move-CWIP	UZ	2000000391	10/31/2012	3.54
88107000	CAP Move-CWIP	UZ	2000000399	10/31/2012	194.48
88107000	CAP Move-CWIP	UZ	2000000400	10/31/2012	33.81
88107000	CAP Move-CWIP	UZ	2000000400	10/31/2012	(1.35)
88107000	CAP Move-CWIP	UZ	2000000400	10/31/2012	46.56
88107000	CAP Move-CWIP	UZ	2000000400	10/31/2012	(3.68)
88107000	CAP Move-CWIP	UZ	2000000400	10/31/2012	(0.50)
88107000	CAP Move-CWIP	UZ	2000000400	10/31/2012	14.34
88107000	CAP Move-CWIP	UZ	2000000400	10/31/2012	24.05
88107000	CAP Move-CWIP	UZ	2000000400	10/31/2012	1.24
88107000	CAP Move-CWIP	UZ	2000000402	10/31/2012	51.36
88107000	CAP Move-CWIP	UZ	2000000402	10/31/2012	450.12
88107000	CAP Move-CWIP	UZ	2000000402	10/31/2012	13.15
88107000	CAP Move-CWIP	UZ	2000000402	10/31/2012	(0.73)
88107000	CAP Move-CWIP	UZ	2000000402	10/31/2012	91.00
88107000	CAP Move-CWIP	UZ	2000000402	10/31/2012	88.25
88107000	CAP Move-CWIP	UZ	2000000402	10/31/2012	5.23
88107000	CAP Move-CWIP	UZ	2000000402	10/31/2012	(0.75)
88107000	CAP Move-CWIP	UZ	2000000370	10/31/2012	639.06
88107000	CAP Move-CWIP	UZ	2000000370	10/31/2012	490.24
88107000	CAP Move-CWIP	UZ	2000000370	10/31/2012	9.78
88107000	CAP Move-CWIP	UZ	2000000370	10/31/2012	12.75
88107000	CAP Move-CWIP	UZ	2000000370	10/31/2012	7.31
88107000	CAP Move-CWIP	UZ	2000000370	10/31/2012	9.52
88107000	CAP Move-CWIP	UZ	2000000370	10/31/2012	20.05
88107000	CAP Move-CWIP	UZ	2000000370	10/31/2012	15.38
88107000	CAP Move-CWIP	UZ	2000000370	10/31/2012	1,236.98
88107000	CAP Move-CWIP	UZ	2000000370	10/31/2012	1,612.50
88107000	CAP Move-CWIP	UZ	2000000370	10/31/2012	202.40
88107000	CAP Move-CWIP	UZ	2000000370	10/31/2012	263.84
88107000	CAP Move-CWIP	UZ	2000000388	10/31/2012	1.58
88107000	CAP Move-CWIP	UZ	2000000389	10/31/2012	0.94
88107000	CAP Move-CWIP	UZ	2000000389	10/31/2012	0.75
88107000	CAP Move-CWIP	UZ	2000000389	10/31/2012	10.16
88107000	CAP Move-CWIP	UZ	2000000391	10/31/2012	(0.16)
88107000	CAP Move-CWIP	UZ	2000000388	10/31/2012	(0.04)
88107000	CAP Move-CWIP	UZ	2000000389	10/31/2012	(4.40)
88107000	CAP Move-CWIP	UZ	2000000389	10/31/2012	4.39
88107000	CAP Move-CWIP	UZ	2000000391	10/31/2012	1.47
88107000	CAP Move-CWIP	UN	2000000405	10/31/2012	(1.42)
88107000	CAP Move-CWIP	UZ	2000000389	10/31/2012	54.41
88107000	CAP Move-CWIP	UZ	2000000389	10/31/2012	13.30



Kentucky American Water Company  
Case No. 2012-00520  
Response to PSC DR1, Item 31

Account	Description	Doc Type	Document Number	Posting Date	Amount
88107000	CAP Move-CWIP	UZ	2000000391	10/31/2012	182.77
88107000	CAP Move-CWIP	UN	2000000405	10/31/2012	(250.48)
88107000	CAP Move-CWIP	UZ	2000000389	10/31/2012	0.16
88107000	CAP Move-CWIP	UN	2000000405	10/31/2012	(0.16)
88107000	CAP Move-CWIP	UZ	2000000389	10/31/2012	20.85
88107000	CAP Move-CWIP	UZ	2000000389	10/31/2012	289.92
88107000	CAP Move-CWIP	UZ	2000000389	10/31/2012	17.12
88107000	CAP Move-CWIP	UZ	2000000389	10/31/2012	26.46
88107000	CAP Move-CWIP	UZ	2000000389	10/31/2012	(6.13)
88107000	CAP Move-CWIP	UZ	2000000399	10/31/2012	(1.46)
88107000	CAP Move-CWIP	UZ	2000000399	10/31/2012	0.20
88107000	CAP Move-CWIP	UZ	2000000400	10/31/2012	(0.54)
88107000	CAP Move-CWIP	UZ	2000000400	10/31/2012	6.91
88107000	CAP Move-CWIP	UZ	2000000400	10/31/2012	12.69
88107000	CAP Move-CWIP	UZ	2000000400	10/31/2012	(0.20)
88107000	CAP Move-CWIP	UZ	2000000400	10/31/2012	5.45
88107000	CAP Move-CWIP	UZ	2000000400	10/31/2012	14.22
88107000	CAP Move-CWIP	UZ	2000000402	10/31/2012	25.25
88107000	CAP Move-CWIP	UZ	2000000402	10/31/2012	28.69
88107000	CAP Move-CWIP	UZ	2000000402	10/31/2012	3.79
88107000	CAP Move-CWIP	UZ	2000000402	10/31/2012	(0.32)
88107000	CAP Move-CWIP	UZ	2000000402	10/31/2012	178.75
88107000	CAP Move-CWIP	UZ	2000000402	10/31/2012	2.12
88107000	CAP Move-CWIP	UZ	2000000402	10/31/2012	17.89
88107000	CAP Move-CWIP	UZ	2000000402	10/31/2012	73.21
88107000	CAP Move-CWIP	UN	2000000405	10/31/2012	(714.87)
88107000	CAP Move-CWIP	UZ	2000000389	10/31/2012	(2.09)
88107000	CAP Move-CWIP	UZ	2000000389	10/31/2012	11.99
88107000	CAP Move-CWIP	UZ	2000000389	10/31/2012	94.21
88107000	CAP Move-CWIP	UZ	2000000389	10/31/2012	6.70
88107000	CAP Move-CWIP	UZ	2000000399	10/31/2012	(0.27)
88107000	CAP Move-CWIP	UZ	2000000399	10/31/2012	8.03
88107000	CAP Move-CWIP	UZ	2000000399	10/31/2012	0.08
88107000	CAP Move-CWIP	UZ	2000000400	10/31/2012	36.30
88107000	CAP Move-CWIP	UZ	2000000400	10/31/2012	(0.10)
88107000	CAP Move-CWIP	UZ	2000000400	10/31/2012	1.04
88107000	CAP Move-CWIP	UZ	2000000400	10/31/2012	6.70
88107000	CAP Move-CWIP	UZ	2000000400	10/31/2012	1.80
88107000	CAP Move-CWIP	UZ	2000000400	10/31/2012	(0.15)
88107000	CAP Move-CWIP	UZ	2000000400	10/31/2012	3.22
88107000	CAP Move-CWIP	UZ	2000000400	10/31/2012	(0.73)
88107000	CAP Move-CWIP	UZ	2000000400	10/31/2012	2.59
88107000	CAP Move-CWIP	UZ	2000000400	10/31/2012	11.70
88107000	CAP Move-CWIP	UZ	2000000402	10/31/2012	14.20
88107000	CAP Move-CWIP	UZ	2000000402	10/31/2012	89.03
88107000	CAP Move-CWIP	UZ	2000000402	10/31/2012	6.30
88107000	CAP Move-CWIP	UN	2000000405	10/31/2012	(290.55)
88107000	CAP Move-CWIP	UZ	2000000370	10/31/2012	8.66
88107000	CAP Move-CWIP	UZ	2000000370	10/31/2012	11.29
88107000	CAP Move-CWIP	UZ	2000000389	10/31/2012	(3.54)
88107000	CAP Move-CWIP	UZ	2000000389	10/31/2012	(67.30)
88107000	CAP Move-CWIP	UZ	2000000389	10/31/2012	(18.16)
88107000	CAP Move-CWIP	UZ	2000000391	10/31/2012	(250.55)
88107000	CAP Move-CWIP	UZ	2000000391	10/31/2012	(6.26)
88107000	CAP Move-CWIP	UZ	2000000370	10/31/2012	9.27
88107000	CAP Move-CWIP	UZ	2000000370	10/31/2012	12.09
88107000	CAP Move-CWIP	UZ	2000000389	10/31/2012	(1.93)
88107000	CAP Move-CWIP	UZ	2000000389	10/31/2012	32.68
88107000	CAP Move-CWIP	UZ	2000000389	10/31/2012	67.90
88107000	CAP Move-CWIP	UZ	2000000389	10/31/2012	4.71
88107000	CAP Move-CWIP	UZ	2000000389	10/31/2012	(4.12)
88107000	CAP Move-CWIP	UZ	2000000399	10/31/2012	(0.73)
88107000	CAP Move-CWIP	UZ	2000000400	10/31/2012	8.03
88107000	CAP Move-CWIP	UZ	2000000400	10/31/2012	2.59
88107000	CAP Move-CWIP	UZ	2000000400	10/31/2012	36.30
88107000	CAP Move-CWIP	UZ	2000000400	10/31/2012	6.30
88107000	CAP Move-CWIP	UZ	2000000400	10/31/2012	(0.15)
88107000	CAP Move-CWIP	UZ	2000000400	10/31/2012	89.03
88107000	CAP Move-CWIP	UZ	2000000400	10/31/2012	0.08
88107000	CAP Move-CWIP	UZ	2000000400	10/31/2012	14.20
88107000	CAP Move-CWIP	UZ	2000000400	10/31/2012	3.22
88107000	CAP Move-CWIP	UZ	2000000400	10/31/2012	1.04
88107000	CAP Move-CWIP	UZ	2000000402	10/31/2012	6.70
88107000	CAP Move-CWIP	UZ	2000000402	10/31/2012	11.70
88107000	CAP Move-CWIP	UZ	2000000402	10/31/2012	1.80
88107000	CAP Move-CWIP	UZ	2000000402	10/31/2012	(0.10)
88107000	CAP Move-CWIP	UZ	2000000402	10/31/2012	(0.27)

Kentucky American Water Company  
Case No. 2012-00520  
Response to PSC DR1, Item 31

Account	Description	Doc Type	Document Number	Posting Date	Amount
88107000	CAP Move-CWIP	UZ	2000000370	10/31/2012	9.67
88107000	CAP Move-CWIP	UZ	2000000370	10/31/2012	12.60
88107000	CAP Move-CWIP	UZ	2000000370	10/31/2012	0.27
88107000	CAP Move-CWIP	UZ	2000000370	10/31/2012	0.35
88107000	CAP Move-CWIP	UZ	2000000391	10/31/2012	4,192.41
88107000	CAP Move-CWIP	UZ	2000000370	10/31/2012	23.39
88107000	CAP Move-CWIP	UZ	2000000370	10/31/2012	30.49
88107000	CAP Move-CWIP	UZ	2000000370	10/31/2012	389.49
88107000	CAP Move-CWIP	UZ	2000000370	10/31/2012	507.73
88107000	CAP Move-CWIP	UZ	2000000389	10/31/2012	(12.72)
88107000	CAP Move-CWIP	UZ	2000000389	10/31/2012	2.88
88107000	CAP Move-CWIP	UZ	2000000389	10/31/2012	1.90
88107000	CAP Move-CWIP	UZ	2000000389	10/31/2012	(26.91)
88107000	CAP Move-CWIP	UZ	2000000391	10/31/2012	4,582.56
88107000	CAP Move-CWIP	UZ	2000000391	10/31/2012	(0.80)
88107000	CAP Move-CWIP	UZ	2000000391	10/31/2012	0.56
88107000	CAP Move-CWIP	UZ	2000000370	10/31/2012	2.69
88107000	CAP Move-CWIP	UZ	2000000370	10/31/2012	3.51
88107000	CAP Move-CWIP	UZ	2000000370	10/31/2012	1.73
88107000	CAP Move-CWIP	UZ	2000000370	10/31/2012	1.33
88107000	CAP Move-CWIP	UZ	2000000370	10/31/2012	0.01
88107000	CAP Move-CWIP	UZ	2000000370	10/31/2012	0.01
88107000	CAP Move-CWIP	UZ	2000000388	10/31/2012	755.04
88107000	CAP Move-CWIP	UZ	2000000389	10/31/2012	5.86
88107000	CAP Move-CWIP	UZ	2000000389	10/31/2012	0.69
88107000	CAP Move-CWIP	UZ	2000000389	10/31/2012	4.25
88107000	CAP Move-CWIP	UZ	2000000391	10/31/2012	48.64
88107000	CAP Move-CWIP	UN	2000000405	10/31/2012	(59.44)
88107000	CAP Move-CWIP	UZ	2000000370	10/31/2012	2.03
88107000	CAP Move-CWIP	UZ	2000000370	10/31/2012	2.65
88107000	CAP Move-CWIP	UZ	2000000370	10/31/2012	10.21
88107000	CAP Move-CWIP	UZ	2000000370	10/31/2012	7.83
88107000	CAP Move-CWIP	UZ	2000000389	10/31/2012	1.09
88107000	CAP Move-CWIP	UZ	2000000389	10/31/2012	(53.53)
88107000	CAP Move-CWIP	UZ	2000000389	10/31/2012	(5.05)
88107000	CAP Move-CWIP	UZ	2000000389	10/31/2012	(3.41)
88107000	CAP Move-CWIP	UZ	2000000389	10/31/2012	3.16
88107000	CAP Move-CWIP	UZ	2000000391	10/31/2012	66.65
88107000	CAP Move-CWIP	UZ	2000000399	10/31/2012	1.85
88107000	CAP Move-CWIP	UZ	2000000399	10/31/2012	0.28
88107000	CAP Move-CWIP	UZ	2000000399	10/31/2012	0.29
88107000	CAP Move-CWIP	UZ	2000000400	10/31/2012	0.62
88107000	CAP Move-CWIP	UZ	2000000400	10/31/2012	0.10
88107000	CAP Move-CWIP	UZ	2000000400	10/31/2012	0.48
88107000	CAP Move-CWIP	UZ	2000000402	10/31/2012	0.03
88107000	CAP Move-CWIP	UZ	2000000402	10/31/2012	(0.02)
88107000	CAP Move-CWIP	UZ	2000000402	10/31/2012	0.71
88107000	CAP Move-CWIP	UZ	2000000402	10/31/2012	0.05
88107000	CAP Move-CWIP	UZ	2000000402	10/31/2012	0.17
88107000	CAP Move-CWIP	UZ	2000000402	10/31/2012	0.86
88107000	CAP Move-CWIP	UZ	2000000402	10/31/2012	1.83
88107000	CAP Move-CWIP	UN	2000000405	10/31/2012	(16.16)
88107000	CAP Move-CWIP	UZ	2000000370	10/31/2012	1.76
88107000	CAP Move-CWIP	UZ	2000000370	10/31/2012	1.35
88107000	CAP Move-CWIP	UZ	2000000391	10/31/2012	7.51
88107000	CAP Move-CWIP	UN	2000000405	10/31/2012	(7.51)
88107000	CAP Move-CWIP	UZ	2000000389	10/31/2012	(4.69)
88107000	CAP Move-CWIP	UZ	2000000389	10/31/2012	(251.55)
88107000	CAP Move-CWIP	UN	2000000405	10/31/2012	256.24
88107000	CAP Move-CWIP	UZ	2000000370	10/31/2012	16.03
88107000	CAP Move-CWIP	UZ	2000000370	10/31/2012	12.30
88107000	CAP Move-CWIP	UZ	2000000389	10/31/2012	8.15
88107000	CAP Move-CWIP	UZ	2000000391	10/31/2012	53.98
88107000	CAP Move-CWIP	UZ	2000000391	10/31/2012	23.56
88107000	CAP Move-CWIP	UZ	2000000391	10/31/2012	325.99
88107000	CAP Move-CWIP	UZ	2000000399	10/31/2012	42.60
88107000	CAP Move-CWIP	UZ	2000000399	10/31/2012	3.14
88107000	CAP Move-CWIP	UZ	2000000399	10/31/2012	20.05
88107000	CAP Move-CWIP	UZ	2000000399	10/31/2012	(0.81)
88107000	CAP Move-CWIP	UZ	2000000400	10/31/2012	18.89
88107000	CAP Move-CWIP	UZ	2000000400	10/31/2012	267.06
88107000	CAP Move-CWIP	UZ	2000000400	10/31/2012	(0.45)
88107000	CAP Move-CWIP	UZ	2000000400	10/31/2012	24.08
88107000	CAP Move-CWIP	UZ	2000000402	10/31/2012	35.11
88107000	CAP Move-CWIP	UZ	2000000402	10/31/2012	(2.20)
88107000	CAP Move-CWIP	UZ	2000000402	10/31/2012	(0.30)
88107000	CAP Move-CWIP	UZ	2000000402	10/31/2012	9.65

Kentucky American Water Company  
Case No. 2012-00520  
Response to PSC DR1, Item 31

Account	Description	Doc Type	Document Number	Posting Date	Amount
88107000	CAP Move-CWIP	UZ	2000000402	10/31/2012	5.42
88107000	CAP Move-CWIP	UZ	2000000402	10/31/2012	0.24
88107000	CAP Move-CWIP	UZ	2000000402	10/31/2012	7.76
88107000	CAP Move-CWIP	UZ	2000000402	10/31/2012	108.88
88107000	CAP Move-CWIP	UZ	2000000388	10/31/2012	(0.17)
88107000	CAP Move-CWIP	UZ	2000000389	10/31/2012	(5.52)
88107000	CAP Move-CWIP	UZ	2000000389	10/31/2012	(74.68)
88107000	CAP Move-CWIP	UZ	2000000389	10/31/2012	(5.91)
88107000	CAP Move-CWIP	UZ	2000000391	10/31/2012	(0.03)
88107000	CAP Move-CWIP	UN	2000000405	10/31/2012	86.31
88107000	CAP Move-CWIP	UZ	2000000388	10/31/2012	3.75
88107000	CAP Move-CWIP	UZ	2000000389	10/31/2012	5.93
88107000	CAP Move-CWIP	UZ	2000000389	10/31/2012	(2.15)
88107000	CAP Move-CWIP	UZ	2000000391	10/31/2012	139.84
88107000	CAP Move-CWIP	UZ	2000000391	10/31/2012	0.94
88107000	CAP Move-CWIP	UZ	2000000399	10/31/2012	11.70
88107000	CAP Move-CWIP	UZ	2000000399	10/31/2012	2.59
88107000	CAP Move-CWIP	UZ	2000000399	10/31/2012	(0.73)
88107000	CAP Move-CWIP	UZ	2000000399	10/31/2012	1.80
88107000	CAP Move-CWIP	UZ	2000000399	10/31/2012	8.03
88107000	CAP Move-CWIP	UZ	2000000400	10/31/2012	(0.27)
88107000	CAP Move-CWIP	UZ	2000000400	10/31/2012	14.20
88107000	CAP Move-CWIP	UZ	2000000400	10/31/2012	(0.10)
88107000	CAP Move-CWIP	UZ	2000000400	10/31/2012	36.30
88107000	CAP Move-CWIP	UZ	2000000400	10/31/2012	3.22
88107000	CAP Move-CWIP	UZ	2000000402	10/31/2012	89.03
88107000	CAP Move-CWIP	UZ	2000000402	10/31/2012	1.04
88107000	CAP Move-CWIP	UZ	2000000402	10/31/2012	6.30
88107000	CAP Move-CWIP	UZ	2000000402	10/31/2012	(0.15)
88107000	CAP Move-CWIP	UZ	2000000402	10/31/2012	0.08
88107000	CAP Move-CWIP	UZ	2000000402	10/31/2012	6.70
88107000	CAP Move-CWIP	UN	2000000405	10/31/2012	(328.05)
88107000	CAP Move-CWIP	UZ	2000000388	10/31/2012	104.87
88107000	CAP Move-CWIP	UZ	2000000389	10/31/2012	(2.15)
88107000	CAP Move-CWIP	UZ	2000000389	10/31/2012	8.71
88107000	CAP Move-CWIP	UZ	2000000389	10/31/2012	1.42
88107000	CAP Move-CWIP	UZ	2000000391	10/31/2012	5.51
88107000	CAP Move-CWIP	UZ	2000000392	10/31/2012	14.20
88107000	CAP Move-CWIP	UZ	2000000392	10/31/2012	11.70
88107000	CAP Move-CWIP	UZ	2000000399	10/31/2012	8.03
88107000	CAP Move-CWIP	UZ	2000000399	10/31/2012	3.22
88107000	CAP Move-CWIP	UZ	2000000399	10/31/2012	89.03
88107000	CAP Move-CWIP	UZ	2000000400	10/31/2012	6.70
88107000	CAP Move-CWIP	UZ	2000000400	10/31/2012	1.04
88107000	CAP Move-CWIP	UZ	2000000400	10/31/2012	(0.10)
88107000	CAP Move-CWIP	UZ	2000000400	10/31/2012	2.59
88107000	CAP Move-CWIP	UZ	2000000400	10/31/2012	1.80
88107000	CAP Move-CWIP	UZ	2000000400	10/31/2012	(0.27)
88107000	CAP Move-CWIP	UZ	2000000400	10/31/2012	6.30
88107000	CAP Move-CWIP	UZ	2000000402	10/31/2012	36.30
88107000	CAP Move-CWIP	UZ	2000000402	10/31/2012	(0.73)
88107000	CAP Move-CWIP	UZ	2000000402	10/31/2012	(0.15)
88107000	CAP Move-CWIP	UZ	2000000402	10/31/2012	0.08
88107000	CAP Move-CWIP	UN	2000000405	10/31/2012	(298.10)
88107000	CAP Move-CWIP	UZ	2000000389	10/31/2012	104.87
88107000	CAP Move-CWIP	UZ	2000000389	10/31/2012	1.42
88107000	CAP Move-CWIP	UZ	2000000389	10/31/2012	(2.15)
88107000	CAP Move-CWIP	UZ	2000000391	10/31/2012	5.51
88107000	CAP Move-CWIP	UZ	2000000391	10/31/2012	8.71
88107000	CAP Move-CWIP	UZ	2000000399	10/31/2012	1.04
88107000	CAP Move-CWIP	UZ	2000000399	10/31/2012	(0.73)
88107000	CAP Move-CWIP	UZ	2000000399	10/31/2012	8.03
88107000	CAP Move-CWIP	UZ	2000000399	10/31/2012	6.30
88107000	CAP Move-CWIP	UZ	2000000399	10/31/2012	0.08
88107000	CAP Move-CWIP	UZ	2000000400	10/31/2012	2.59
88107000	CAP Move-CWIP	UZ	2000000400	10/31/2012	(0.27)
88107000	CAP Move-CWIP	UZ	2000000400	10/31/2012	(0.10)
88107000	CAP Move-CWIP	UZ	2000000400	10/31/2012	11.70
88107000	CAP Move-CWIP	UZ	2000000400	10/31/2012	1.80
88107000	CAP Move-CWIP	UZ	2000000400	10/31/2012	36.30
88107000	CAP Move-CWIP	UZ	2000000402	10/31/2012	6.70
88107000	CAP Move-CWIP	UZ	2000000402	10/31/2012	89.03
88107000	CAP Move-CWIP	UZ	2000000402	10/31/2012	14.20
88107000	CAP Move-CWIP	UZ	2000000402	10/31/2012	(0.15)
88107000	CAP Move-CWIP	UZ	2000000402	10/31/2012	3.22
88107000	CAP Move-CWIP	UN	2000000405	10/31/2012	(298.10)
88107000	CAP Move-CWIP	UZ	2000000388	10/31/2012	18.52

Kentucky American Water Company  
Case No. 2012-00520  
Response to PSC DR1, Item 31

Account	Description	Doc Type	Document Number	Posting Date	Amount
88107000	CAP Move-CWIP	UZ	2000000389	10/31/2012	55.04
88107000	CAP Move-CWIP	UZ	2000000389	10/31/2012	2.57
88107000	CAP Move-CWIP	UZ	2000000389	10/31/2012	247.99
88107000	CAP Move-CWIP	UZ	2000000389	10/31/2012	7.61
88107000	CAP Move-CWIP	UZ	2000000391	10/31/2012	3.35
88107000	CAP Move-CWIP	UZ	2000000399	10/31/2012	(0.20)
88107000	CAP Move-CWIP	UZ	2000000399	10/31/2012	0.15
88107000	CAP Move-CWIP	UZ	2000000399	10/31/2012	(1.46)
88107000	CAP Move-CWIP	UZ	2000000400	10/31/2012	3.62
88107000	CAP Move-CWIP	UZ	2000000400	10/31/2012	12.59
88107000	CAP Move-CWIP	UZ	2000000400	10/31/2012	5.17
88107000	CAP Move-CWIP	UZ	2000000400	10/31/2012	6.43
88107000	CAP Move-CWIP	UZ	2000000400	10/31/2012	2.09
88107000	CAP Move-CWIP	UZ	2000000400	10/31/2012	28.40
88107000	CAP Move-CWIP	UZ	2000000400	10/31/2012	178.04
88107000	CAP Move-CWIP	UZ	2000000401	10/31/2012	72.59
88107000	CAP Move-CWIP	UZ	2000000402	10/31/2012	(0.30)
88107000	CAP Move-CWIP	UZ	2000000402	10/31/2012	23.40
88107000	CAP Move-CWIP	UZ	2000000402	10/31/2012	16.06
88107000	CAP Move-CWIP	UZ	2000000402	10/31/2012	13.36
88107000	CAP Move-CWIP	UZ	2000000402	10/31/2012	(0.54)
88107000	CAP Move-CWIP	UN	2000000405	10/31/2012	(694.48)
88107000	CAP Move-CWIP	UZ	2000000389	10/31/2012	5.68
88107000	CAP Move-CWIP	UN	2000000405	10/31/2012	(5.68)
88107000	CAP Move-CWIP	UZ	2000000389	10/31/2012	(0.18)
88107000	CAP Move-CWIP	UZ	2000000389	10/31/2012	(0.11)
88107000	CAP Move-CWIP	UZ	2000000389	10/31/2012	(0.16)
88107000	CAP Move-CWIP	UZ	2000000389	10/31/2012	9.11
88107000	CAP Move-CWIP	UZ	2000000389	10/31/2012	75.97
88107000	CAP Move-CWIP	UZ	2000000389	10/31/2012	1.39
88107000	CAP Move-CWIP	UZ	2000000389	10/31/2012	63.56
88107000	CAP Move-CWIP	UZ	2000000391	10/31/2012	(10.43)
88107000	CAP Move-CWIP	UN	2000000405	10/31/2012	(139.15)
88107000	CAP Move-CWIP	UZ	2000000389	10/31/2012	0.76
88107000	CAP Move-CWIP	UZ	2000000389	10/31/2012	(4.83)
88107000	CAP Move-CWIP	UZ	2000000389	10/31/2012	0.56
88107000	CAP Move-CWIP	UZ	2000000391	10/31/2012	(1.18)
88107000	CAP Move-CWIP	UZ	2000000391	10/31/2012	(0.09)
88107000	CAP Move-CWIP	UN	2000000405	10/31/2012	4.78
88107000	CAP Move-CWIP	UZ	2000000389	10/31/2012	0.58
88107000	CAP Move-CWIP	UZ	2000000389	10/31/2012	(33.24)
88107000	CAP Move-CWIP	UZ	2000000389	10/31/2012	(0.13)
88107000	CAP Move-CWIP	UZ	2000000389	10/31/2012	0.42
88107000	CAP Move-CWIP	UZ	2000000389	10/31/2012	(2.45)
88107000	CAP Move-CWIP	UZ	2000000391	10/31/2012	(7.24)
88107000	CAP Move-CWIP	UN	2000000405	10/31/2012	42.06
88107000	CAP Move-CWIP	UZ	2000000389	10/31/2012	(1.67)
88107000	CAP Move-CWIP	UZ	2000000389	10/31/2012	(1.25)
88107000	CAP Move-CWIP	UZ	2000000389	10/31/2012	(0.47)
88107000	CAP Move-CWIP	UZ	2000000391	10/31/2012	(2.38)
88107000	CAP Move-CWIP	UZ	2000000391	10/31/2012	(28.96)
88107000	CAP Move-CWIP	UN	2000000405	10/31/2012	34.73
88107000	CAP Move-CWIP	UZ	2000000391	10/31/2012	(5.78)
88107000	CAP Move-CWIP	UN	2000000405	10/31/2012	5.78
88107000	CAP Move-CWIP	UZ	2000000389	10/31/2012	37.90
88107000	CAP Move-CWIP	UZ	2000000389	10/31/2012	(5.78)
88107000	CAP Move-CWIP	UN	2000000405	10/31/2012	(32.12)
88107000	CAP Move-CWIP	UZ	2000000389	10/31/2012	(5.78)
88107000	CAP Move-CWIP	UN	2000000405	10/31/2012	5.78
88107000	CAP Move-CWIP	UZ	2000000389	10/31/2012	(0.47)
88107000	CAP Move-CWIP	UN	2000000405	10/31/2012	0.47
88107000	CAP Move-CWIP	UZ	2000000389	10/31/2012	(0.47)
88107000	CAP Move-CWIP	UN	2000000405	10/31/2012	0.47
88107000	CAP Move-CWIP	UZ	2000000389	10/31/2012	(0.93)
88107000	CAP Move-CWIP	UN	2000000405	10/31/2012	0.93
88107000	CAP Move-CWIP	UZ	2000000389	10/31/2012	(23.53)
88107000	CAP Move-CWIP	UZ	2000000389	10/31/2012	10.62
88107000	CAP Move-CWIP	UZ	2000000389	10/31/2012	0.73
88107000	CAP Move-CWIP	UZ	2000000389	10/31/2012	(0.34)
88107000	CAP Move-CWIP	UZ	2000000389	10/31/2012	6.40
88107000	CAP Move-CWIP	UZ	2000000391	10/31/2012	(3.57)
88107000	CAP Move-CWIP	UZ	2000000391	10/31/2012	1.09
88107000	CAP Move-CWIP	UN	2000000405	10/31/2012	8.60
88107000	CAP Move-CWIP	UZ	2000000389	10/31/2012	(3.57)
88107000	CAP Move-CWIP	UZ	2000000389	10/31/2012	(0.11)
88107000	CAP Move-CWIP	UZ	2000000389	10/31/2012	0.06
88107000	CAP Move-CWIP	UZ	2000000391	10/31/2012	9.40

Kentucky American Water Company  
Case No. 2012-00520  
Response to PSC DR1, Item 31

Account	Description	Doc Type	Document Number	Posting Date	Amount
88107000	CAP Move-CWIP	UZ	2000000391	10/31/2012	1.14
88107000	CAP Move-CWIP	UZ	2000000391	10/31/2012	(0.26)
88107000	CAP Move-CWIP	UZ	2000000391	10/31/2012	1.63
88107000	CAP Move-CWIP	UZ	2000000391	10/31/2012	(23.27)
88107000	CAP Move-CWIP	UZ	2000000391	10/31/2012	(0.14)
88107000	CAP Move-CWIP	UN	2000000405	10/31/2012	15.12
88107000	CAP Move-CWIP	UZ	2000000388	10/31/2012	0.06
88107000	CAP Move-CWIP	UZ	2000000389	10/31/2012	1.63
88107000	CAP Move-CWIP	UZ	2000000389	10/31/2012	(0.11)
88107000	CAP Move-CWIP	UZ	2000000389	10/31/2012	9.41
88107000	CAP Move-CWIP	UZ	2000000389	10/31/2012	(0.14)
88107000	CAP Move-CWIP	UZ	2000000389	10/31/2012	(3.57)
88107000	CAP Move-CWIP	UZ	2000000389	10/31/2012	(0.26)
88107000	CAP Move-CWIP	UZ	2000000391	10/31/2012	1.14
88107000	CAP Move-CWIP	UZ	2000000391	10/31/2012	(16.85)
88107000	CAP Move-CWIP	UN	2000000405	10/31/2012	8.69
88107000	CAP Move-CWIP	UZ	2000000388	10/31/2012	(0.33)
88107000	CAP Move-CWIP	UZ	2000000389	10/31/2012	(1.26)
88107000	CAP Move-CWIP	UZ	2000000389	10/31/2012	0.48
88107000	CAP Move-CWIP	UZ	2000000389	10/31/2012	0.06
88107000	CAP Move-CWIP	UZ	2000000389	10/31/2012	(1.47)
88107000	CAP Move-CWIP	UZ	2000000389	10/31/2012	4.07
88107000	CAP Move-CWIP	UZ	2000000391	10/31/2012	(0.56)
88107000	CAP Move-CWIP	UZ	2000000391	10/31/2012	0.37
88107000	CAP Move-CWIP	UZ	2000000391	10/31/2012	(18.42)
88107000	CAP Move-CWIP	UN	2000000405	10/31/2012	17.06
88107000	CAP Move-CWIP	UZ	2000000370	10/31/2012	7.57
88107000	CAP Move-CWIP	UZ	2000000370	10/31/2012	9.86
88107000	CAP Move-CWIP	UZ	2000000389	10/31/2012	11.81
88107000	CAP Move-CWIP	UZ	2000000389	10/31/2012	(3.57)
88107000	CAP Move-CWIP	UZ	2000000389	10/31/2012	(1.94)
88107000	CAP Move-CWIP	UZ	2000000389	10/31/2012	2.19
88107000	CAP Move-CWIP	UZ	2000000391	10/31/2012	38.80
88107000	CAP Move-CWIP	UZ	2000000391	10/31/2012	5.66
88107000	CAP Move-CWIP	UZ	2000000389	10/31/2012	221.25
88107000	CAP Move-CWIP	UZ	2000000389	10/31/2012	1.57
88107000	CAP Move-CWIP	UZ	2000000389	10/31/2012	358.77
88107000	CAP Move-CWIP	UZ	2000000389	10/31/2012	(10.62)
88107000	CAP Move-CWIP	UZ	2000000389	10/31/2012	(18.41)
88107000	CAP Move-CWIP	UZ	2000000391	10/31/2012	(5.01)
88107000	CAP Move-CWIP	UZ	2000000399	10/31/2012	(0.30)
88107000	CAP Move-CWIP	UZ	2000000399	10/31/2012	(0.81)
88107000	CAP Move-CWIP	UZ	2000000399	10/31/2012	(2.20)
88107000	CAP Move-CWIP	UZ	2000000399	10/31/2012	267.06
88107000	CAP Move-CWIP	UZ	2000000399	10/31/2012	3.14
88107000	CAP Move-CWIP	UZ	2000000399	10/31/2012	35.11
88107000	CAP Move-CWIP	UZ	2000000400	10/31/2012	5.42
88107000	CAP Move-CWIP	UZ	2000000400	10/31/2012	20.05
88107000	CAP Move-CWIP	UZ	2000000402	10/31/2012	(0.45)
88107000	CAP Move-CWIP	UZ	2000000402	10/31/2012	108.88
88107000	CAP Move-CWIP	UZ	2000000402	10/31/2012	24.08
88107000	CAP Move-CWIP	UZ	2000000402	10/31/2012	42.60
88107000	CAP Move-CWIP	UZ	2000000402	10/31/2012	9.65
88107000	CAP Move-CWIP	UZ	2000000402	10/31/2012	18.89
88107000	CAP Move-CWIP	UZ	2000000402	10/31/2012	7.76
88107000	CAP Move-CWIP	UZ	2000000402	10/31/2012	0.24
88107000	CAP Move-CWIP	UN	2000000405	10/31/2012	(1,086.67)
88107000	CAP Move-CWIP	UZ	2000000389	10/31/2012	(13.84)
88107000	CAP Move-CWIP	UZ	2000000389	10/31/2012	(15.35)
88107000	CAP Move-CWIP	UZ	2000000389	10/31/2012	(33.19)
88107000	CAP Move-CWIP	UZ	2000000389	10/31/2012	(13.09)
88107000	CAP Move-CWIP	UZ	2000000389	10/31/2012	3.69
88107000	CAP Move-CWIP	UZ	2000000389	10/31/2012	(3.53)
88107000	CAP Move-CWIP	UZ	2000000389	10/31/2012	26.67
88107000	CAP Move-CWIP	UZ	2000000389	10/31/2012	(253.26)
88107000	CAP Move-CWIP	UZ	2000000391	10/31/2012	65.98
88107000	CAP Move-CWIP	UN	2000000405	10/31/2012	235.92
88107000	CAP Move-CWIP	UZ	2000000388	10/31/2012	(42.18)
88107000	CAP Move-CWIP	UZ	2000000389	10/31/2012	11.38
88107000	CAP Move-CWIP	UZ	2000000389	10/31/2012	9.34
88107000	CAP Move-CWIP	UZ	2000000389	10/31/2012	(0.46)
88107000	CAP Move-CWIP	UZ	2000000389	10/31/2012	10.86
88107000	CAP Move-CWIP	UZ	2000000391	10/31/2012	80.14
88107000	CAP Move-CWIP	UZ	2000000391	10/31/2012	(10.15)
88107000	CAP Move-CWIP	UZ	2000000391	10/31/2012	(4.60)
88107000	CAP Move-CWIP	UZ	2000000392	10/31/2012	8.03
88107000	CAP Move-CWIP	UZ	2000000399	10/31/2012	6.70

Kentucky American Water Company  
Case No. 2012-00520  
Response to PSC DR1, Item 31

Account	Description	Doc Type	Document Number	Posting Date	Amount
88107000	CAP Move-CWIP	UZ	2000000399	10/31/2012	1.80
88107000	CAP Move-CWIP	UZ	2000000399	10/31/2012	0.08
88107000	CAP Move-CWIP	UZ	2000000400	10/31/2012	89.03
88107000	CAP Move-CWIP	UZ	2000000400	10/31/2012	14.20
88107000	CAP Move-CWIP	UZ	2000000400	10/31/2012	(0.27)
88107000	CAP Move-CWIP	UZ	2000000400	10/31/2012	36.30
88107000	CAP Move-CWIP	UZ	2000000402	10/31/2012	1.04
88107000	CAP Move-CWIP	UZ	2000000402	10/31/2012	3.22
88107000	CAP Move-CWIP	UZ	2000000402	10/31/2012	(0.15)
88107000	CAP Move-CWIP	UZ	2000000402	10/31/2012	11.70
88107000	CAP Move-CWIP	UZ	2000000402	10/31/2012	(0.10)
88107000	CAP Move-CWIP	UZ	2000000402	10/31/2012	(0.73)
88107000	CAP Move-CWIP	UZ	2000000402	10/31/2012	2.59
88107000	CAP Move-CWIP	UZ	2000000402	10/31/2012	6.30
88107000	CAP Move-CWIP	UN	2000000405	10/31/2012	(234.07)
88107000	CAP Move-CWIP	UZ	2000000388	10/31/2012	17.04
88107000	CAP Move-CWIP	UN	2000000405	10/31/2012	(17.04)
88107000	CAP Move-CWIP	UZ	2000000389	10/31/2012	332.45
88107000	CAP Move-CWIP	UZ	2000000389	10/31/2012	2.66
88107000	CAP Move-CWIP	UZ	2000000389	10/31/2012	24.21
88107000	CAP Move-CWIP	UZ	2000000389	10/31/2012	51.90
88107000	CAP Move-CWIP	UZ	2000000389	10/31/2012	(5.63)
88107000	CAP Move-CWIP	UZ	2000000391	10/31/2012	17.04
88107000	CAP Move-CWIP	UZ	2000000391	10/31/2012	36.74
88107000	CAP Move-CWIP	UZ	2000000399	10/31/2012	267.06
88107000	CAP Move-CWIP	UZ	2000000400	10/31/2012	0.24
88107000	CAP Move-CWIP	UZ	2000000400	10/31/2012	(0.30)
88107000	CAP Move-CWIP	UZ	2000000400	10/31/2012	(0.81)
88107000	CAP Move-CWIP	UZ	2000000400	10/31/2012	7.76
88107000	CAP Move-CWIP	UZ	2000000400	10/31/2012	(0.45)
88107000	CAP Move-CWIP	UZ	2000000400	10/31/2012	9.65
88107000	CAP Move-CWIP	UZ	2000000400	10/31/2012	108.88
88107000	CAP Move-CWIP	UZ	2000000400	10/31/2012	24.08
88107000	CAP Move-CWIP	UZ	2000000402	10/31/2012	42.60
88107000	CAP Move-CWIP	UZ	2000000402	10/31/2012	3.14
88107000	CAP Move-CWIP	UZ	2000000402	10/31/2012	18.89
88107000	CAP Move-CWIP	UZ	2000000402	10/31/2012	20.05
88107000	CAP Move-CWIP	UZ	2000000402	10/31/2012	35.11
88107000	CAP Move-CWIP	UZ	2000000402	10/31/2012	5.42
88107000	CAP Move-CWIP	UZ	2000000402	10/31/2012	(2.20)
88107000	CAP Move-CWIP	UN	2000000405	10/31/2012	(998.49)
88107000	CAP Move-CWIP	UZ	2000000389	10/31/2012	17.04
88107000	CAP Move-CWIP	UN	2000000405	10/31/2012	(17.04)
88107000	CAP Move-CWIP	UZ	2000000389	10/31/2012	379.67
88107000	CAP Move-CWIP	UZ	2000000389	10/31/2012	(6.43)
88107000	CAP Move-CWIP	UZ	2000000389	10/31/2012	(0.20)
88107000	CAP Move-CWIP	UZ	2000000389	10/31/2012	1.73
88107000	CAP Move-CWIP	UZ	2000000389	10/31/2012	0.45
88107000	CAP Move-CWIP	UZ	2000000389	10/31/2012	10.44
88107000	CAP Move-CWIP	UZ	2000000391	10/31/2012	(41.79)
88107000	CAP Move-CWIP	UZ	2000000391	10/31/2012	(297.48)
88107000	CAP Move-CWIP	UZ	2000000399	10/31/2012	11.70
88107000	CAP Move-CWIP	UZ	2000000399	10/31/2012	(0.15)
88107000	CAP Move-CWIP	UZ	2000000399	10/31/2012	14.20
88107000	CAP Move-CWIP	UZ	2000000400	10/31/2012	1.80
88107000	CAP Move-CWIP	UZ	2000000400	10/31/2012	(0.73)
88107000	CAP Move-CWIP	UZ	2000000402	10/31/2012	89.03
88107000	CAP Move-CWIP	UZ	2000000402	10/31/2012	36.30
88107000	CAP Move-CWIP	UZ	2000000402	10/31/2012	(0.10)
88107000	CAP Move-CWIP	UZ	2000000402	10/31/2012	3.22
88107000	CAP Move-CWIP	UZ	2000000402	10/31/2012	(0.27)
88107000	CAP Move-CWIP	UZ	2000000402	10/31/2012	0.08
88107000	CAP Move-CWIP	UZ	2000000402	10/31/2012	8.03
88107000	CAP Move-CWIP	UZ	2000000402	10/31/2012	6.70
88107000	CAP Move-CWIP	UZ	2000000402	10/31/2012	2.59
88107000	CAP Move-CWIP	UZ	2000000402	10/31/2012	6.30
88107000	CAP Move-CWIP	UZ	2000000402	10/31/2012	1.04
88107000	CAP Move-CWIP	UN	2000000405	10/31/2012	(226.13)
88107000	CAP Move-CWIP	UZ	2000000370	10/31/2012	239.80
88107000	CAP Move-CWIP	UZ	2000000370	10/31/2012	183.96
88107000	CAP Move-CWIP	UZ	2000000389	10/31/2012	36.45
88107000	CAP Move-CWIP	UZ	2000000389	10/31/2012	111.04
88107000	CAP Move-CWIP	UZ	2000000389	10/31/2012	54.02
88107000	CAP Move-CWIP	UZ	2000000389	10/31/2012	967.88
88107000	CAP Move-CWIP	UZ	2000000389	10/31/2012	(39.13)
88107000	CAP Move-CWIP	UZ	2000000390	10/31/2012	1,189.96
88107000	CAP Move-CWIP	UZ	2000000392	10/31/2012	20.68

Kentucky American Water Company  
Case No. 2012-00520  
Response to PSC DR1, Item 31

Account	Description	Doc Type	Document Number	Posting Date	Amount
88107000	CAP Move-CWIP	UZ	2000000392	10/31/2012	53.47
88107000	CAP Move-CWIP	UZ	2000000399	10/31/2012	290.35
88107000	CAP Move-CWIP	UZ	2000000399	10/31/2012	25.73
88107000	CAP Move-CWIP	UZ	2000000399	10/31/2012	(1.20)
88107000	CAP Move-CWIP	UZ	2000000400	10/31/2012	50.37
88107000	CAP Move-CWIP	UZ	2000000400	10/31/2012	93.63
88107000	CAP Move-CWIP	UZ	2000000400	10/31/2012	(0.80)
88107000	CAP Move-CWIP	UZ	2000000402	10/31/2012	14.45
88107000	CAP Move-CWIP	UZ	2000000402	10/31/2012	(2.17)
88107000	CAP Move-CWIP	UZ	2000000402	10/31/2012	64.22
88107000	CAP Move-CWIP	UZ	2000000402	10/31/2012	113.59
88107000	CAP Move-CWIP	UZ	2000000402	10/31/2012	(5.84)
88107000	CAP Move-CWIP	UZ	2000000402	10/31/2012	712.16
88107000	CAP Move-CWIP	UZ	2000000402	10/31/2012	0.63
88107000	CAP Move-CWIP	UZ	2000000402	10/31/2012	8.37
88107000	CAP Move-CWIP	UZ	2000000370	10/31/2012	38.91
88107000	CAP Move-CWIP	UZ	2000000370	10/31/2012	29.85
88107000	CAP Move-CWIP	UZ	2000000389	10/31/2012	253.90
88107000	CAP Move-CWIP	UZ	2000000389	10/31/2012	(0.12)
88107000	CAP Move-CWIP	UZ	2000000391	10/31/2012	46.19
88107000	CAP Move-CWIP	UZ	2000000391	10/31/2012	14.33
88107000	CAP Move-CWIP	UZ	2000000391	10/31/2012	19.06
88107000	CAP Move-CWIP	UZ	2000000399	10/31/2012	13.36
88107000	CAP Move-CWIP	UZ	2000000399	10/31/2012	3.62
88107000	CAP Move-CWIP	UZ	2000000399	10/31/2012	72.59
88107000	CAP Move-CWIP	UZ	2000000399	10/31/2012	(0.54)
88107000	CAP Move-CWIP	UZ	2000000400	10/31/2012	(0.20)
88107000	CAP Move-CWIP	UZ	2000000400	10/31/2012	23.40
88107000	CAP Move-CWIP	UZ	2000000400	10/31/2012	12.59
88107000	CAP Move-CWIP	UZ	2000000400	10/31/2012	16.06
88107000	CAP Move-CWIP	UZ	2000000400	10/31/2012	5.17
88107000	CAP Move-CWIP	UZ	2000000400	10/31/2012	(1.46)
88107000	CAP Move-CWIP	UZ	2000000400	10/31/2012	28.40
88107000	CAP Move-CWIP	UZ	2000000402	10/31/2012	178.04
88107000	CAP Move-CWIP	UZ	2000000402	10/31/2012	2.09
88107000	CAP Move-CWIP	UZ	2000000402	10/31/2012	0.15
88107000	CAP Move-CWIP	UZ	2000000402	10/31/2012	6.43
88107000	CAP Move-CWIP	UZ	2000000402	10/31/2012	(0.30)
88107000	CAP Move-CWIP	UZ	2000000370	10/31/2012	68.64
88107000	CAP Move-CWIP	UZ	2000000370	10/31/2012	52.65
88107000	CAP Move-CWIP	UZ	2000000389	10/31/2012	425.25
88107000	CAP Move-CWIP	UZ	2000000389	10/31/2012	1.84
88107000	CAP Move-CWIP	UZ	2000000389	10/31/2012	53.35
88107000	CAP Move-CWIP	UZ	2000000389	10/31/2012	7.03
88107000	CAP Move-CWIP	UZ	2000000389	10/31/2012	11.13
88107000	CAP Move-CWIP	UZ	2000000391	10/31/2012	191.75
88107000	CAP Move-CWIP	UZ	2000000399	10/31/2012	0.15
88107000	CAP Move-CWIP	UZ	2000000399	10/31/2012	13.36
88107000	CAP Move-CWIP	UZ	2000000399	10/31/2012	(1.46)
88107000	CAP Move-CWIP	UZ	2000000399	10/31/2012	12.59
88107000	CAP Move-CWIP	UZ	2000000400	10/31/2012	72.59
88107000	CAP Move-CWIP	UZ	2000000400	10/31/2012	178.04
88107000	CAP Move-CWIP	UZ	2000000400	10/31/2012	3.62
88107000	CAP Move-CWIP	UZ	2000000400	10/31/2012	(0.30)
88107000	CAP Move-CWIP	UZ	2000000400	10/31/2012	23.40
88107000	CAP Move-CWIP	UZ	2000000402	10/31/2012	16.06
88107000	CAP Move-CWIP	UZ	2000000402	10/31/2012	6.43
88107000	CAP Move-CWIP	UZ	2000000402	10/31/2012	(0.54)
88107000	CAP Move-CWIP	UZ	2000000402	10/31/2012	2.09
88107000	CAP Move-CWIP	UZ	2000000402	10/31/2012	28.40
88107000	CAP Move-CWIP	UZ	2000000402	10/31/2012	(0.20)
88107000	CAP Move-CWIP	UZ	2000000402	10/31/2012	5.17
88107000	CAP Move-CWIP	UZ	2000000370	10/31/2012	106.07
88107000	CAP Move-CWIP	UZ	2000000370	10/31/2012	81.37
88107000	CAP Move-CWIP	UZ	2000000389	10/31/2012	425.25
88107000	CAP Move-CWIP	UZ	2000000389	10/31/2012	1.84
88107000	CAP Move-CWIP	UZ	2000000389	10/31/2012	(79.17)
88107000	CAP Move-CWIP	UZ	2000000391	10/31/2012	7.04
88107000	CAP Move-CWIP	UZ	2000000391	10/31/2012	191.75
88107000	CAP Move-CWIP	UZ	2000000391	10/31/2012	11.13
88107000	CAP Move-CWIP	UZ	2000000392	10/31/2012	16.06
88107000	CAP Move-CWIP	UZ	2000000399	10/31/2012	(0.20)
88107000	CAP Move-CWIP	UZ	2000000399	10/31/2012	(1.46)
88107000	CAP Move-CWIP	UZ	2000000399	10/31/2012	0.15
88107000	CAP Move-CWIP	UZ	2000000400	10/31/2012	28.40
88107000	CAP Move-CWIP	UZ	2000000400	10/31/2012	13.36
88107000	CAP Move-CWIP	UZ	2000000400	10/31/2012	3.62

Kentucky American Water Company  
Case No. 2012-00520  
Response to PSC DR1, Item 31

Account	Description	Doc Type	Document Number	Posting Date	Amount
88107000	CAP Move-CWIP	UZ	2000000400	10/31/2012	12.59
88107000	CAP Move-CWIP	UZ	2000000400	10/31/2012	23.40
88107000	CAP Move-CWIP	UZ	2000000400	10/31/2012	178.04
88107000	CAP Move-CWIP	UZ	2000000400	10/31/2012	5.17
88107000	CAP Move-CWIP	UZ	2000000400	10/31/2012	2.09
88107000	CAP Move-CWIP	UZ	2000000400	10/31/2012	6.43
88107000	CAP Move-CWIP	UZ	2000000402	10/31/2012	(0.30)
88107000	CAP Move-CWIP	UZ	2000000402	10/31/2012	72.59
88107000	CAP Move-CWIP	UZ	2000000402	10/31/2012	(0.54)
88107000	CAP Move-CWIP	UZ	2000000370	10/31/2012	207.66
88107000	CAP Move-CWIP	UZ	2000000370	10/31/2012	270.70
88107000	CAP Move-CWIP	UZ	2000000389	10/31/2012	7,333.18
88107000	CAP Move-CWIP	UZ	2000000389	10/31/2012	(45.57)
88107000	CAP Move-CWIP	UZ	2000000389	10/31/2012	17.31
88107000	CAP Move-CWIP	UZ	2000000389	10/31/2012	290.24
88107000	CAP Move-CWIP	UZ	2000000389	10/31/2012	299.53
88107000	CAP Move-CWIP	UZ	2000000389	10/31/2012	86.35
88107000	CAP Move-CWIP	UZ	2000000389	10/31/2012	(0.27)
88107000	CAP Move-CWIP	UZ	2000000399	10/31/2012	178.04
88107000	CAP Move-CWIP	UZ	2000000399	10/31/2012	(1.46)
88107000	CAP Move-CWIP	UZ	2000000399	10/31/2012	3.62
88107000	CAP Move-CWIP	UZ	2000000400	10/31/2012	23.40
88107000	CAP Move-CWIP	UZ	2000000400	10/31/2012	12.59
88107000	CAP Move-CWIP	UZ	2000000400	10/31/2012	5.17
88107000	CAP Move-CWIP	UZ	2000000400	10/31/2012	16.06
88107000	CAP Move-CWIP	UZ	2000000400	10/31/2012	2.09
88107000	CAP Move-CWIP	UZ	2000000401	10/31/2012	(0.20)
88107000	CAP Move-CWIP	UZ	2000000402	10/31/2012	(0.30)
88107000	CAP Move-CWIP	UZ	2000000402	10/31/2012	28.40
88107000	CAP Move-CWIP	UZ	2000000402	10/31/2012	72.59
88107000	CAP Move-CWIP	UZ	2000000402	10/31/2012	6.43
88107000	CAP Move-CWIP	UZ	2000000402	10/31/2012	(0.54)
88107000	CAP Move-CWIP	UZ	2000000402	10/31/2012	13.36
88107000	CAP Move-CWIP	UZ	2000000402	10/31/2012	0.15
88107000	CAP Move-CWIP	UZ	2000000370	10/31/2012	212.90
88107000	CAP Move-CWIP	UZ	2000000370	10/31/2012	163.32
88107000	CAP Move-CWIP	UZ	2000000389	10/31/2012	18.39
88107000	CAP Move-CWIP	UZ	2000000389	10/31/2012	59.25
88107000	CAP Move-CWIP	UZ	2000000389	10/31/2012	(36.95)
88107000	CAP Move-CWIP	UZ	2000000389	10/31/2012	19.53
88107000	CAP Move-CWIP	UZ	2000000389	10/31/2012	3,874.53
88107000	CAP Move-CWIP	UZ	2000000391	10/31/2012	309.73
88107000	CAP Move-CWIP	UZ	2000000399	10/31/2012	3.14
88107000	CAP Move-CWIP	UZ	2000000399	10/31/2012	0.24
88107000	CAP Move-CWIP	UZ	2000000400	10/31/2012	35.11
88107000	CAP Move-CWIP	UZ	2000000400	10/31/2012	(2.20)
88107000	CAP Move-CWIP	UZ	2000000400	10/31/2012	42.60
88107000	CAP Move-CWIP	UZ	2000000400	10/31/2012	24.08
88107000	CAP Move-CWIP	UZ	2000000400	10/31/2012	(0.81)
88107000	CAP Move-CWIP	UZ	2000000400	10/31/2012	7.76
88107000	CAP Move-CWIP	UZ	2000000402	10/31/2012	20.05
88107000	CAP Move-CWIP	UZ	2000000402	10/31/2012	(0.30)
88107000	CAP Move-CWIP	UZ	2000000402	10/31/2012	(0.45)
88107000	CAP Move-CWIP	UZ	2000000402	10/31/2012	18.89
88107000	CAP Move-CWIP	UZ	2000000402	10/31/2012	5.42
88107000	CAP Move-CWIP	UZ	2000000402	10/31/2012	108.88
88107000	CAP Move-CWIP	UZ	2000000402	10/31/2012	9.65
88107000	CAP Move-CWIP	UZ	2000000402	10/31/2012	267.06
88107000	CAP Move-CWIP	UZ	2000000370	10/31/2012	101.09
88107000	CAP Move-CWIP	UZ	2000000370	10/31/2012	77.55
88107000	CAP Move-CWIP	UZ	2000000389	10/31/2012	(19.27)
88107000	CAP Move-CWIP	UZ	2000000389	10/31/2012	30.54
88107000	CAP Move-CWIP	UZ	2000000389	10/31/2012	1,047.68
88107000	CAP Move-CWIP	UZ	2000000389	10/31/2012	61.08
88107000	CAP Move-CWIP	UZ	2000000389	10/31/2012	149.30
88107000	CAP Move-CWIP	UZ	2000000392	10/31/2012	327.43
88107000	CAP Move-CWIP	UZ	2000000399	10/31/2012	(1.69)
88107000	CAP Move-CWIP	UZ	2000000399	10/31/2012	9.67
88107000	CAP Move-CWIP	UZ	2000000399	10/31/2012	164.46
88107000	CAP Move-CWIP	UZ	2000000399	10/31/2012	23.35
88107000	CAP Move-CWIP	UZ	2000000400	10/31/2012	(6.61)
88107000	CAP Move-CWIP	UZ	2000000400	10/31/2012	16.68
88107000	CAP Move-CWIP	UZ	2000000400	10/31/2012	(2.44)
88107000	CAP Move-CWIP	UZ	2000000400	10/31/2012	804.35
88107000	CAP Move-CWIP	UZ	2000000400	10/31/2012	29.29
88107000	CAP Move-CWIP	UZ	2000000400	10/31/2012	(0.90)
88107000	CAP Move-CWIP	UZ	2000000402	10/31/2012	89.23



Kentucky American Water Company  
Case No. 2012-00520  
Response to PSC DR1, Item 31

Account	Description	Doc Type	Document Number	Posting Date	Amount
88107000	CAP Move-CWIP	UZ	2000000402	10/31/2012	0.89
88107000	CAP Move-CWIP	UZ	2000000402	10/31/2012	107.00
88107000	CAP Move-CWIP	UZ	2000000402	10/31/2012	(0.03)
88107000	CAP Move-CWIP	UZ	2000000402	10/31/2012	57.04
88107000	CAP Move-CWIP	UZ	2000000402	10/31/2012	74.49
88107000	CAP Move-CWIP	UZ	2000000370	10/31/2012	0.17
88107000	CAP Move-CWIP	UZ	2000000370	10/31/2012	0.22
88107000	CAP Move-CWIP	UZ	2000000370	10/31/2012	92.28
88107000	CAP Move-CWIP	UZ	2000000370	10/31/2012	120.29
88107000	CAP Move-CWIP	UZ	2000000389	10/31/2012	107.30
88107000	CAP Move-CWIP	UZ	2000000389	10/31/2012	42.48
88107000	CAP Move-CWIP	UZ	2000000389	10/31/2012	1,061.96
88107000	CAP Move-CWIP	UZ	2000000391	10/31/2012	(25.84)
88107000	CAP Move-CWIP	UZ	2000000391	10/31/2012	48.04
88107000	CAP Move-CWIP	UZ	2000000391	10/31/2012	859.83
88107000	CAP Move-CWIP	UZ	2000000400	10/31/2012	44.08
88107000	CAP Move-CWIP	UZ	2000000400	10/31/2012	56.19
88107000	CAP Move-CWIP	UZ	2000000400	10/31/2012	(0.71)
88107000	CAP Move-CWIP	UZ	2000000400	10/31/2012	7.33
88107000	CAP Move-CWIP	UZ	2000000400	10/31/2012	81.93
88107000	CAP Move-CWIP	UZ	2000000400	10/31/2012	0.55
88107000	CAP Move-CWIP	UZ	2000000400	10/31/2012	(1.05)
88107000	CAP Move-CWIP	UZ	2000000402	10/31/2012	(1.89)
88107000	CAP Move-CWIP	UZ	2000000402	10/31/2012	(5.11)
88107000	CAP Move-CWIP	UZ	2000000402	10/31/2012	12.65
88107000	CAP Move-CWIP	UZ	2000000402	10/31/2012	99.39
88107000	CAP Move-CWIP	UZ	2000000402	10/31/2012	623.14
88107000	CAP Move-CWIP	UZ	2000000402	10/31/2012	46.80
88107000	CAP Move-CWIP	UZ	2000000402	10/31/2012	254.06
88107000	CAP Move-CWIP	UZ	2000000402	10/31/2012	22.51
88107000	CAP Move-CWIP	UZ	2000000402	10/31/2012	18.10
88107000	CAP Move-CWIP	UZ	2000000370	10/31/2012	0.22
88107000	CAP Move-CWIP	UZ	2000000370	10/31/2012	0.17
88107000	CAP Move-CWIP	UZ	2000000370	10/31/2012	135.00
88107000	CAP Move-CWIP	UZ	2000000370	10/31/2012	175.98
88107000	CAP Move-CWIP	UZ	2000000389	10/31/2012	73.87
88107000	CAP Move-CWIP	UZ	2000000389	10/31/2012	(39.87)
88107000	CAP Move-CWIP	UZ	2000000389	10/31/2012	3.73
88107000	CAP Move-CWIP	UZ	2000000389	10/31/2012	114.92
88107000	CAP Move-CWIP	UZ	2000000389	10/31/2012	518.96
88107000	CAP Move-CWIP	UZ	2000000391	10/31/2012	29.68
88107000	CAP Move-CWIP	UZ	2000000391	10/31/2012	1,711.28
88107000	CAP Move-CWIP	UZ	2000000399	10/31/2012	(1.08)
88107000	CAP Move-CWIP	UZ	2000000399	10/31/2012	0.31
88107000	CAP Move-CWIP	UZ	2000000399	10/31/2012	32.11
88107000	CAP Move-CWIP	UZ	2000000400	10/31/2012	7.23
88107000	CAP Move-CWIP	UZ	2000000400	10/31/2012	(0.60)
88107000	CAP Move-CWIP	UZ	2000000400	10/31/2012	(2.92)
88107000	CAP Move-CWIP	UZ	2000000400	10/31/2012	25.18
88107000	CAP Move-CWIP	UZ	2000000400	10/31/2012	10.34
88107000	CAP Move-CWIP	UZ	2000000400	10/31/2012	56.80
88107000	CAP Move-CWIP	UZ	2000000400	10/31/2012	145.18
88107000	CAP Move-CWIP	UZ	2000000402	10/31/2012	4.19
88107000	CAP Move-CWIP	UZ	2000000402	10/31/2012	(0.40)
88107000	CAP Move-CWIP	UZ	2000000402	10/31/2012	26.73
88107000	CAP Move-CWIP	UZ	2000000402	10/31/2012	12.86
88107000	CAP Move-CWIP	UZ	2000000402	10/31/2012	356.09
88107000	CAP Move-CWIP	UZ	2000000402	10/31/2012	46.81
88107000	CAP Move-CWIP	UZ	2000000370	10/31/2012	0.03
88107000	CAP Move-CWIP	UZ	2000000370	10/31/2012	0.02
88107000	CAP Move-CWIP	UZ	2000000370	10/31/2012	62.89
88107000	CAP Move-CWIP	UZ	2000000370	10/31/2012	81.98
88107000	CAP Move-CWIP	UZ	2000000389	10/31/2012	0.28
88107000	CAP Move-CWIP	UZ	2000000389	10/31/2012	29.68
88107000	CAP Move-CWIP	UZ	2000000389	10/31/2012	(48.50)
88107000	CAP Move-CWIP	UZ	2000000389	10/31/2012	719.62
88107000	CAP Move-CWIP	UZ	2000000389	10/31/2012	73.87
88107000	CAP Move-CWIP	UZ	2000000391	10/31/2012	553.77
88107000	CAP Move-CWIP	UZ	2000000391	10/31/2012	114.88
88107000	CAP Move-CWIP	UZ	2000000399	10/31/2012	(0.40)
88107000	CAP Move-CWIP	UZ	2000000399	10/31/2012	25.18
88107000	CAP Move-CWIP	UZ	2000000400	10/31/2012	(2.92)
88107000	CAP Move-CWIP	UZ	2000000400	10/31/2012	26.73
88107000	CAP Move-CWIP	UZ	2000000400	10/31/2012	46.81
88107000	CAP Move-CWIP	UZ	2000000400	10/31/2012	32.11
88107000	CAP Move-CWIP	UZ	2000000400	10/31/2012	12.86
88107000	CAP Move-CWIP	UZ	2000000400	10/31/2012	4.19

Kentucky American Water Company  
Case No. 2012-00520  
Response to PSC DR1, Item 31

Account	Description	Doc Type	Document Number	Posting Date	Amount
88107000	CAP Move-CWIP	UZ	2000000402	10/31/2012	145.18
88107000	CAP Move-CWIP	UZ	2000000402	10/31/2012	56.80
88107000	CAP Move-CWIP	UZ	2000000402	10/31/2012	(0.60)
88107000	CAP Move-CWIP	UZ	2000000402	10/31/2012	0.31
88107000	CAP Move-CWIP	UZ	2000000402	10/31/2012	10.34
88107000	CAP Move-CWIP	UZ	2000000402	10/31/2012	7.23
88107000	CAP Move-CWIP	UZ	2000000402	10/31/2012	356.09
88107000	CAP Move-CWIP	UZ	2000000402	10/31/2012	(1.08)
88107000	CAP Move-CWIP	UZ	2000000370	10/31/2012	0.08
88107000	CAP Move-CWIP	UZ	2000000370	10/31/2012	0.10
88107000	CAP Move-CWIP	UZ	2000000370	10/31/2012	62.66
88107000	CAP Move-CWIP	UZ	2000000370	10/31/2012	81.68
88107000	CAP Move-CWIP	UZ	2000000389	10/31/2012	993.15
88107000	CAP Move-CWIP	UZ	2000000389	10/31/2012	(16.91)
88107000	CAP Move-CWIP	UZ	2000000389	10/31/2012	26.71
88107000	CAP Move-CWIP	UZ	2000000389	10/31/2012	20.47
88107000	CAP Move-CWIP	UZ	2000000389	10/31/2012	(2.08)
88107000	CAP Move-CWIP	UZ	2000000390	10/31/2012	42.31
88107000	CAP Move-CWIP	UZ	2000000391	10/31/2012	352.61
88107000	CAP Move-CWIP	UZ	2000000399	10/31/2012	0.24
88107000	CAP Move-CWIP	UZ	2000000399	10/31/2012	(0.81)
88107000	CAP Move-CWIP	UZ	2000000400	10/31/2012	108.88
88107000	CAP Move-CWIP	UZ	2000000400	10/31/2012	18.89
88107000	CAP Move-CWIP	UZ	2000000400	10/31/2012	20.05
88107000	CAP Move-CWIP	UZ	2000000400	10/31/2012	267.06
88107000	CAP Move-CWIP	UZ	2000000400	10/31/2012	7.76
88107000	CAP Move-CWIP	UZ	2000000400	10/31/2012	3.14
88107000	CAP Move-CWIP	UZ	2000000400	10/31/2012	(0.30)
88107000	CAP Move-CWIP	UZ	2000000400	10/31/2012	(0.45)
88107000	CAP Move-CWIP	UZ	2000000400	10/31/2012	42.60
88107000	CAP Move-CWIP	UZ	2000000400	10/31/2012	(2.20)
88107000	CAP Move-CWIP	UZ	2000000402	10/31/2012	9.65
88107000	CAP Move-CWIP	UZ	2000000402	10/31/2012	24.08
88107000	CAP Move-CWIP	UZ	2000000402	10/31/2012	5.42
88107000	CAP Move-CWIP	UZ	2000000402	10/31/2012	35.11
88107000	CAP Move-CWIP	UZ	2000000370	10/31/2012	0.39
88107000	CAP Move-CWIP	UZ	2000000370	10/31/2012	0.51
88107000	CAP Move-CWIP	UZ	2000000370	10/31/2012	75.62
88107000	CAP Move-CWIP	UZ	2000000370	10/31/2012	58.01
88107000	CAP Move-CWIP	UZ	2000000389	10/31/2012	352.61
88107000	CAP Move-CWIP	UZ	2000000389	10/31/2012	42.31
88107000	CAP Move-CWIP	UZ	2000000389	10/31/2012	20.47
88107000	CAP Move-CWIP	UZ	2000000389	10/31/2012	26.71
88107000	CAP Move-CWIP	UZ	2000000389	10/31/2012	995.23
88107000	CAP Move-CWIP	UZ	2000000391	10/31/2012	(16.98)
88107000	CAP Move-CWIP	UZ	2000000392	10/31/2012	24.08
88107000	CAP Move-CWIP	UZ	2000000399	10/31/2012	(0.30)
88107000	CAP Move-CWIP	UZ	2000000399	10/31/2012	0.24
88107000	CAP Move-CWIP	UZ	2000000399	10/31/2012	20.05
88107000	CAP Move-CWIP	UZ	2000000400	10/31/2012	267.06
88107000	CAP Move-CWIP	UZ	2000000400	10/31/2012	35.11
88107000	CAP Move-CWIP	UZ	2000000400	10/31/2012	5.42
88107000	CAP Move-CWIP	UZ	2000000400	10/31/2012	(0.45)
88107000	CAP Move-CWIP	UZ	2000000400	10/31/2012	3.14
88107000	CAP Move-CWIP	UZ	2000000400	10/31/2012	9.65
88107000	CAP Move-CWIP	UZ	2000000400	10/31/2012	(0.81)
88107000	CAP Move-CWIP	UZ	2000000400	10/31/2012	42.60
88107000	CAP Move-CWIP	UZ	2000000402	10/31/2012	108.88
88107000	CAP Move-CWIP	UZ	2000000402	10/31/2012	(2.20)
88107000	CAP Move-CWIP	UZ	2000000402	10/31/2012	7.76
88107000	CAP Move-CWIP	UZ	2000000402	10/31/2012	18.89
88107000	CAP Move-CWIP	UZ	2000000370	10/31/2012	0.60
88107000	CAP Move-CWIP	UZ	2000000370	10/31/2012	0.46
88107000	CAP Move-CWIP	UZ	2000000370	10/31/2012	542.23
88107000	CAP Move-CWIP	UZ	2000000370	10/31/2012	415.96
88107000	CAP Move-CWIP	UZ	2000000389	10/31/2012	5,833.49
88107000	CAP Move-CWIP	UZ	2000000389	10/31/2012	252.90
88107000	CAP Move-CWIP	UZ	2000000389	10/31/2012	(0.26)
88107000	CAP Move-CWIP	UZ	2000000389	10/31/2012	(0.11)
88107000	CAP Move-CWIP	UZ	2000000389	10/31/2012	645.15
88107000	CAP Move-CWIP	UZ	2000000389	10/31/2012	(206.39)
88107000	CAP Move-CWIP	UZ	2000000389	10/31/2012	72.77
88107000	CAP Move-CWIP	UZ	2000000389	10/31/2012	18.89
88107000	CAP Move-CWIP	UZ	2000000391	10/31/2012	(9.83)
88107000	CAP Move-CWIP	UZ	2000000391	10/31/2012	(0.14)
88107000	CAP Move-CWIP	UZ	2000000391	10/31/2012	48.13
88107000	CAP Move-CWIP	UZ	2000000392	10/31/2012	181.47

Kentucky American Water Company  
Case No. 2012-00520  
Response to PSC DR1, Item 31

Account	Description	Doc Type	Document Number	Posting Date	Amount
88107000	CAP Move-CWIP	UZ	2000000399	10/31/2012	445.10
88107000	CAP Move-CWIP	UZ	2000000400	10/31/2012	16.09
88107000	CAP Move-CWIP	UZ	2000000400	10/31/2012	(0.50)
88107000	CAP Move-CWIP	UZ	2000000400	10/31/2012	58.51
88107000	CAP Move-CWIP	UZ	2000000400	10/31/2012	0.39
88107000	CAP Move-CWIP	UZ	2000000400	10/31/2012	(0.75)
88107000	CAP Move-CWIP	UZ	2000000400	10/31/2012	9.04
88107000	CAP Move-CWIP	UZ	2000000400	10/31/2012	12.93
88107000	CAP Move-CWIP	UZ	2000000402	10/31/2012	71.00
88107000	CAP Move-CWIP	UZ	2000000402	10/31/2012	5.23
88107000	CAP Move-CWIP	UZ	2000000402	10/31/2012	(1.35)
88107000	CAP Move-CWIP	UZ	2000000402	10/31/2012	31.48
88107000	CAP Move-CWIP	UZ	2000000402	10/31/2012	40.14
88107000	CAP Move-CWIP	UZ	2000000402	10/31/2012	33.42
88107000	CAP Move-CWIP	UZ	2000000402	10/31/2012	(3.65)
88107000	CAP Move-CWIP	UZ	2000000370	10/31/2012	354.62
88107000	CAP Move-CWIP	UZ	2000000370	10/31/2012	272.04
88107000	CAP Move-CWIP	UZ	2000000389	10/31/2012	(3.57)
88107000	CAP Move-CWIP	UZ	2000000389	10/31/2012	4,612.85
88107000	CAP Move-CWIP	UZ	2000000389	10/31/2012	(195.00)
88107000	CAP Move-CWIP	UZ	2000000389	10/31/2012	47.39
88107000	CAP Move-CWIP	UZ	2000000389	10/31/2012	71.75
88107000	CAP Move-CWIP	UZ	2000000389	10/31/2012	(0.14)
88107000	CAP Move-CWIP	UZ	2000000389	10/31/2012	248.51
88107000	CAP Move-CWIP	UZ	2000000391	10/31/2012	631.59
88107000	CAP Move-CWIP	UZ	2000000391	10/31/2012	(0.26)
88107000	CAP Move-CWIP	UZ	2000000391	10/31/2012	19.19
88107000	CAP Move-CWIP	UZ	2000000391	10/31/2012	(0.11)
88107000	CAP Move-CWIP	UZ	2000000399	10/31/2012	58.51
88107000	CAP Move-CWIP	UZ	2000000400	10/31/2012	181.47
88107000	CAP Move-CWIP	UZ	2000000400	10/31/2012	31.48
88107000	CAP Move-CWIP	UZ	2000000400	10/31/2012	(1.35)
88107000	CAP Move-CWIP	UZ	2000000400	10/31/2012	445.10
88107000	CAP Move-CWIP	UZ	2000000400	10/31/2012	5.23
88107000	CAP Move-CWIP	UZ	2000000400	10/31/2012	40.14
88107000	CAP Move-CWIP	UZ	2000000402	10/31/2012	(3.65)
88107000	CAP Move-CWIP	UZ	2000000402	10/31/2012	0.39
88107000	CAP Move-CWIP	UZ	2000000402	10/31/2012	(0.75)
88107000	CAP Move-CWIP	UZ	2000000402	10/31/2012	71.00
88107000	CAP Move-CWIP	UZ	2000000402	10/31/2012	33.42
88107000	CAP Move-CWIP	UZ	2000000402	10/31/2012	9.04
88107000	CAP Move-CWIP	UZ	2000000402	10/31/2012	12.93
88107000	CAP Move-CWIP	UZ	2000000402	10/31/2012	(0.50)
88107000	CAP Move-CWIP	UZ	2000000402	10/31/2012	16.09
88107000	CAP Move-CWIP	UZ	2000000370	10/31/2012	46.21
88107000	CAP Move-CWIP	UZ	2000000370	10/31/2012	35.45
88107000	CAP Move-CWIP	UZ	2000000370	10/31/2012	46.21
88107000	CAP Move-CWIP	UZ	2000000370	10/31/2012	35.45
88107000	CAP Move-CWIP	UZ	2000000370	10/31/2012	0.01
88107000	CAP Move-CWIP	UZ	2000000370	10/31/2012	401.59
88107000	CAP Move-CWIP	UZ	2000000370	10/31/2012	523.50
88107000	CAP Move-CWIP	UZ	2000000389	10/31/2012	10,507.24
88107000	CAP Move-CWIP	UZ	2000000389	10/31/2012	0.05
88107000	CAP Move-CWIP	UZ	2000000389	10/31/2012	4,213.99
88107000	CAP Move-CWIP	UZ	2000000389	10/31/2012	(430.93)
88107000	CAP Move-CWIP	UZ	2000000389	10/31/2012	1,824.52
88107000	CAP Move-CWIP	UZ	2000000391	10/31/2012	1,249.68
88107000	CAP Move-CWIP	UZ	2000000391	10/31/2012	3.58
88107000	CAP Move-CWIP	UZ	2000000391	10/31/2012	(8,019.97)
88107000	CAP Move-CWIP	UZ	2000000391	10/31/2012	542.75
88107000	CAP Move-CWIP	UZ	2000000392	10/31/2012	178.41
88107000	CAP Move-CWIP	UZ	2000000400	10/31/2012	461.20
88107000	CAP Move-CWIP	UZ	2000000400	10/31/2012	72.18
88107000	CAP Move-CWIP	UZ	2000000400	10/31/2012	979.74
88107000	CAP Move-CWIP	UZ	2000000400	10/31/2012	(6.92)
88107000	CAP Move-CWIP	UZ	2000000400	10/31/2012	2,504.26
88107000	CAP Move-CWIP	UZ	2000000400	10/31/2012	(18.68)
88107000	CAP Move-CWIP	UZ	2000000400	10/31/2012	6,142.39
88107000	CAP Move-CWIP	UZ	2000000402	10/31/2012	124.67
88107000	CAP Move-CWIP	UZ	2000000402	10/31/2012	434.40
88107000	CAP Move-CWIP	UZ	2000000402	10/31/2012	553.90
88107000	CAP Move-CWIP	UZ	2000000402	10/31/2012	5.40
88107000	CAP Move-CWIP	UZ	2000000402	10/31/2012	221.87
88107000	CAP Move-CWIP	UZ	2000000402	10/31/2012	(10.34)
88107000	CAP Move-CWIP	UZ	2000000402	10/31/2012	807.43
88107000	CAP Move-CWIP	UZ	2000000402	10/31/2012	(50.40)
88107000	CAP Move-CWIP	UZ	2000000370	10/31/2012	0.11

Kentucky American Water Company  
Case No. 2012-00520  
Response to PSC DR1, Item 31

Account	Description	Doc Type	Document Number	Posting Date	Amount
88107000	CAP Move-CWIP	UZ	2000000370	10/31/2012	0.15
88107000	CAP Move-CWIP	UZ	2000000370	10/31/2012	431.33
88107000	CAP Move-CWIP	UZ	2000000370	10/31/2012	330.89
88107000	CAP Move-CWIP	UZ	2000000388	10/31/2012	368.03
88107000	CAP Move-CWIP	UZ	2000000389	10/31/2012	162.51
88107000	CAP Move-CWIP	UZ	2000000389	10/31/2012	6,033.89
88107000	CAP Move-CWIP	UZ	2000000389	10/31/2012	1,146.57
88107000	CAP Move-CWIP	UZ	2000000389	10/31/2012	60.44
88107000	CAP Move-CWIP	UZ	2000000391	10/31/2012	(8,025.97)
88107000	CAP Move-CWIP	UZ	2000000391	10/31/2012	(320.24)
88107000	CAP Move-CWIP	UZ	2000000391	10/31/2012	3,945.85
88107000	CAP Move-CWIP	UZ	2000000400	10/31/2012	374.47
88107000	CAP Move-CWIP	UZ	2000000400	10/31/2012	57.82
88107000	CAP Move-CWIP	UZ	2000000400	10/31/2012	454.37
88107000	CAP Move-CWIP	UZ	2000000400	10/31/2012	(23.37)
88107000	CAP Move-CWIP	UZ	2000000400	10/31/2012	82.74
88107000	CAP Move-CWIP	UZ	2000000400	10/31/2012	33.48
88107000	CAP Move-CWIP	UZ	2000000400	10/31/2012	2.50
88107000	CAP Move-CWIP	UZ	2000000400	10/31/2012	1,161.42
88107000	CAP Move-CWIP	UZ	2000000400	10/31/2012	213.90
88107000	CAP Move-CWIP	UZ	2000000402	10/31/2012	102.89
88107000	CAP Move-CWIP	UZ	2000000402	10/31/2012	(4.80)
88107000	CAP Move-CWIP	UZ	2000000402	10/31/2012	2,848.65
88107000	CAP Move-CWIP	UZ	2000000402	10/31/2012	(8.66)
88107000	CAP Move-CWIP	UZ	2000000402	10/31/2012	201.46
88107000	CAP Move-CWIP	UZ	2000000402	10/31/2012	256.88
88107000	CAP Move-CWIP	UZ	2000000402	10/31/2012	(3.21)
88107000	CAP Move-CWIP	UZ	2000000370	10/31/2012	55.99
88107000	CAP Move-CWIP	UZ	2000000370	10/31/2012	72.99
88107000	CAP Move-CWIP	UZ	2000000389	10/31/2012	781.53
88107000	CAP Move-CWIP	UZ	2000000389	10/31/2012	(11.68)
88107000	CAP Move-CWIP	UZ	2000000389	10/31/2012	32.25
88107000	CAP Move-CWIP	UZ	2000000391	10/31/2012	98.69
88107000	CAP Move-CWIP	UZ	2000000391	10/31/2012	36.62
88107000	CAP Move-CWIP	UZ	2000000392	10/31/2012	46.80
88107000	CAP Move-CWIP	UZ	2000000399	10/31/2012	(1.05)
88107000	CAP Move-CWIP	UZ	2000000400	10/31/2012	254.06
88107000	CAP Move-CWIP	UZ	2000000400	10/31/2012	(0.71)
88107000	CAP Move-CWIP	UZ	2000000400	10/31/2012	99.39
88107000	CAP Move-CWIP	UZ	2000000400	10/31/2012	(1.89)
88107000	CAP Move-CWIP	UZ	2000000400	10/31/2012	22.51
88107000	CAP Move-CWIP	UZ	2000000400	10/31/2012	623.14
88107000	CAP Move-CWIP	UZ	2000000402	10/31/2012	0.55
88107000	CAP Move-CWIP	UZ	2000000402	10/31/2012	44.08
88107000	CAP Move-CWIP	UZ	2000000402	10/31/2012	(5.11)
88107000	CAP Move-CWIP	UZ	2000000402	10/31/2012	7.33
88107000	CAP Move-CWIP	UZ	2000000402	10/31/2012	56.19
88107000	CAP Move-CWIP	UZ	2000000402	10/31/2012	18.10
88107000	CAP Move-CWIP	UZ	2000000402	10/31/2012	81.93
88107000	CAP Move-CWIP	UZ	2000000402	10/31/2012	12.65
88107000	CAP Move-CWIP	UN	2000000358	10/31/2012	(1,828.36)
88107000	CAP Move-CWIP	UN	2000000358	10/31/2012	1,828.36
88107000	CAP Move-CWIP	UN	2000000358	10/31/2012	(1,828.36)
88107000	CAP Move-CWIP	UN	2000000358	10/31/2012	1,828.36
88107000	CAP Move-CWIP	UN	2000000358	10/31/2012	1,828.36
88107000	CAP Move-CWIP	UN	2000000358	10/31/2012	(1,828.36)
88107000	CAP Move-CWIP	UZ	2000000389	10/31/2012	(0.07)
88107000	CAP Move-CWIP	UN	2000000405	10/31/2012	0.07
88107000	CAP Move-CWIP	UZ	2000000389	10/31/2012	(0.07)
88107000	CAP Move-CWIP	UN	2000000405	10/31/2012	0.07
88107000	CAP Move-CWIP	UZ	2000000391	10/31/2012	(0.07)
88107000	CAP Move-CWIP	UN	2000000405	10/31/2012	0.07
88107000	CAP Move-CWIP	UZ	2000000389	10/31/2012	(5.69)
88107000	CAP Move-CWIP	UN	2000000405	10/31/2012	5.69
88107000	CAP Move-CWIP	UZ	2000000389	10/31/2012	32.23
88107000	CAP Move-CWIP	UZ	2000000389	10/31/2012	(8.86)
88107000	CAP Move-CWIP	UZ	2000000389	10/31/2012	(6.51)
88107000	CAP Move-CWIP	UZ	2000000389	10/31/2012	(92.06)
88107000	CAP Move-CWIP	UZ	2000000389	10/31/2012	(5.60)
88107000	CAP Move-CWIP	UZ	2000000391	10/31/2012	(4.82)
88107000	CAP Move-CWIP	UN	2000000405	10/31/2012	85.62
88107000	CAP Move-CWIP	UZ	2000000370	10/31/2012	20.75
88107000	CAP Move-CWIP	UZ	2000000370	10/31/2012	27.04
88107000	CAP Move-CWIP	UZ	2000000389	10/31/2012	(23.92)
88107000	CAP Move-CWIP	UZ	2000000389	10/31/2012	(1,495.01)
88107000	CAP Move-CWIP	UZ	2000000370	10/31/2012	4.25
88107000	CAP Move-CWIP	UZ	2000000370	10/31/2012	3.26

Kentucky American Water Company  
Case No. 2012-00520  
Response to PSC DR1, Item 31

Account	Description	Doc Type	Document Number	Posting Date	Amount
88107000	CAP Move-CWIP	UZ	2000000389	10/31/2012	(0.10)
88107000	CAP Move-CWIP	UZ	2000000370	10/31/2012	5.12
88107000	CAP Move-CWIP	UZ	2000000370	10/31/2012	6.67
88107000	CAP Move-CWIP	UZ	2000000370	10/31/2012	6.67
88107000	CAP Move-CWIP	UZ	2000000370	10/31/2012	5.12
88107000	CAP Move-CWIP	UZ	2000000391	10/31/2012	0.07
88107000	CAP Move-CWIP	UZ	2000000370	10/31/2012	3.26
88107000	CAP Move-CWIP	UZ	2000000370	10/31/2012	4.25
88107000	CAP Move-CWIP	UZ	2000000391	10/31/2012	(0.10)
88107000	CAP Move-CWIP	UZ	2000000370	10/31/2012	28.25
88107000	CAP Move-CWIP	UZ	2000000370	10/31/2012	21.67
88107000	CAP Move-CWIP	UZ	2000000389	10/31/2012	(1,825.47)
88107000	CAP Move-CWIP	UZ	2000000389	10/31/2012	(29.21)
88107000	CAP Move-CWIP	UZ	2000000370	10/31/2012	36.27
88107000	CAP Move-CWIP	UZ	2000000370	10/31/2012	27.83
88107000	CAP Move-CWIP	UZ	2000000370	10/31/2012	36.27
88107000	CAP Move-CWIP	UZ	2000000370	10/31/2012	27.83
88107000	CAP Move-CWIP	UZ	2000000389	10/31/2012	(3.95)
88107000	CAP Move-CWIP	UZ	2000000391	10/31/2012	(96.84)
88107000	CAP Move-CWIP	UN	2000000405	10/31/2012	100.79
88107000	CAP Move-CWIP	UZ	2000000389	10/31/2012	(3.95)
88107000	CAP Move-CWIP	UZ	2000000389	10/31/2012	(96.84)
88107000	CAP Move-CWIP	UN	2000000405	10/31/2012	100.79
88107000	CAP Move-CWIP	UZ	2000000388	10/31/2012	(3.95)
88107000	CAP Move-CWIP	UZ	2000000389	10/31/2012	(96.84)
88107000	CAP Move-CWIP	UN	2000000405	10/31/2012	100.79
88107000	CAP Move-CWIP	UZ	2000000370	10/31/2012	14.32
88107000	CAP Move-CWIP	UZ	2000000370	10/31/2012	18.66
88107000	CAP Move-CWIP	UZ	2000000389	10/31/2012	(5.93)
88107000	CAP Move-CWIP	UZ	2000000389	10/31/2012	(107.78)
88107000	CAP Move-CWIP	UZ	2000000370	10/31/2012	18.66
88107000	CAP Move-CWIP	UZ	2000000370	10/31/2012	14.32
88107000	CAP Move-CWIP	UZ	2000000391	10/31/2012	(107.78)
88107000	CAP Move-CWIP	UZ	2000000391	10/31/2012	(5.93)
88107000	CAP Move-CWIP	UZ	2000000370	10/31/2012	3.50
88107000	CAP Move-CWIP	UZ	2000000370	10/31/2012	2.69
88107000	CAP Move-CWIP	UZ	2000000391	10/31/2012	3,910.00
88107000	CAP Move-CWIP	UZ	2000000370	10/31/2012	14.28
88107000	CAP Move-CWIP	UZ	2000000370	10/31/2012	10.95
88107000	CAP Move-CWIP	UZ	2000000389	10/31/2012	(3,910.00)
88107000	CAP Move-CWIP	UZ	2000000391	10/31/2012	(62.56)
88107000	CAP Move-CWIP	UZ	2000000352	10/31/2012	1,399.81
88107000	CAP Move-CWIP	UN	2000000358	10/31/2012	(1,399.81)
88107000	CAP Move-CWIP	UZ	2000000370	10/31/2012	27.15
88107000	CAP Move-CWIP	UZ	2000000370	10/31/2012	20.82
88107000	CAP Move-CWIP	UZ	2000000370	10/31/2012	27.15
88107000	CAP Move-CWIP	UZ	2000000370	10/31/2012	20.82
88107000	CAP Move-CWIP	UN	2000000358	10/31/2012	(1,224.71)
88107000	CAP Move-CWIP	UN	2000000358	10/31/2012	1,224.71
88107000	CAP Move-CWIP	UZ	2000000370	10/31/2012	(0.31)
88107000	CAP Move-CWIP	UZ	2000000370	10/31/2012	(0.24)
88107000	CAP Move-CWIP	UN	2000000380	10/31/2012	0.55
88107000	CAP Move-CWIP	UZ	2000000389	10/31/2012	30.89
88107000	CAP Move-CWIP	UZ	2000000389	10/31/2012	302.46
88107000	CAP Move-CWIP	UZ	2000000389	10/31/2012	(5.96)
88107000	CAP Move-CWIP	UZ	2000000391	10/31/2012	25.20
88107000	CAP Move-CWIP	UZ	2000000391	10/31/2012	4.81
88107000	CAP Move-CWIP	UZ	2000000392	10/31/2012	(0.45)
88107000	CAP Move-CWIP	UZ	2000000392	10/31/2012	267.06
88107000	CAP Move-CWIP	UZ	2000000400	10/31/2012	108.88
88107000	CAP Move-CWIP	UZ	2000000400	10/31/2012	5.42
88107000	CAP Move-CWIP	UZ	2000000400	10/31/2012	35.11
88107000	CAP Move-CWIP	UZ	2000000400	10/31/2012	7.76
88107000	CAP Move-CWIP	UZ	2000000400	10/31/2012	0.24
88107000	CAP Move-CWIP	UZ	2000000400	10/31/2012	18.89
88107000	CAP Move-CWIP	UZ	2000000400	10/31/2012	3.14
88107000	CAP Move-CWIP	UZ	2000000402	10/31/2012	(0.30)
88107000	CAP Move-CWIP	UZ	2000000402	10/31/2012	(0.81)
88107000	CAP Move-CWIP	UZ	2000000402	10/31/2012	42.60
88107000	CAP Move-CWIP	UZ	2000000402	10/31/2012	20.05
88107000	CAP Move-CWIP	UZ	2000000402	10/31/2012	9.65
88107000	CAP Move-CWIP	UZ	2000000402	10/31/2012	24.08
88107000	CAP Move-CWIP	UZ	2000000402	10/31/2012	(2.20)
88107000	CAP Move-CWIP	UN	2000000405	10/31/2012	(896.52)
88107000	CAP Move-CWIP	UZ	2000000414	10/31/2012	0.24
88107000	CAP Move-CWIP	UZ	2000000414	10/31/2012	0.31
88107000	CAP Move-CWIP	UZ	2000000388	10/31/2012	165.67

Kentucky American Water Company  
Case No. 2012-00520  
Response to PSC DR1, Item 31

Account	Description	Doc Type	Document Number	Posting Date	Amount
88107000	CAP Move-CWIP	UZ	2000000389	10/31/2012	18.77
88107000	CAP Move-CWIP	UZ	2000000389	10/31/2012	1,303.15
88107000	CAP Move-CWIP	UZ	2000000389	10/31/2012	49.97
88107000	CAP Move-CWIP	UZ	2000000389	10/31/2012	(20.13)
88107000	CAP Move-CWIP	UZ	2000000391	10/31/2012	78.01
88107000	CAP Move-CWIP	UZ	2000000391	10/31/2012	670.95
88107000	CAP Move-CWIP	UZ	2000000399	10/31/2012	15.51
88107000	CAP Move-CWIP	UZ	2000000399	10/31/2012	0.47
88107000	CAP Move-CWIP	UZ	2000000399	10/31/2012	48.17
88107000	CAP Move-CWIP	UZ	2000000399	10/31/2012	19.29
88107000	CAP Move-CWIP	UZ	2000000400	10/31/2012	534.12
88107000	CAP Move-CWIP	UZ	2000000400	10/31/2012	(0.60)
88107000	CAP Move-CWIP	UZ	2000000400	10/31/2012	40.09
88107000	CAP Move-CWIP	UZ	2000000400	10/31/2012	70.21
88107000	CAP Move-CWIP	UZ	2000000400	10/31/2012	217.77
88107000	CAP Move-CWIP	UZ	2000000402	10/31/2012	10.84
88107000	CAP Move-CWIP	UZ	2000000402	10/31/2012	(1.62)
88107000	CAP Move-CWIP	UZ	2000000402	10/31/2012	(0.90)
88107000	CAP Move-CWIP	UZ	2000000402	10/31/2012	37.77
88107000	CAP Move-CWIP	UZ	2000000402	10/31/2012	6.27
88107000	CAP Move-CWIP	UZ	2000000402	10/31/2012	(4.38)
88107000	CAP Move-CWIP	UZ	2000000402	10/31/2012	85.19
88107000	CAP Move-CWIP	UN	2000000405	10/31/2012	(3,344.59)
88107000	CAP Move-CWIP	UN	2000000358	10/31/2012	(459.58)
88107000	CAP Move-CWIP	UN	2000000358	10/31/2012	459.58
88107000	CAP Move-CWIP	UZ	2000000389	10/31/2012	(58.55)
88107000	CAP Move-CWIP	UZ	2000000391	10/31/2012	(7.35)
88107000	CAP Move-CWIP	UN	2000000405	10/31/2012	65.90
88107000	CAP Move-CWIP	UN	2000000358	10/31/2012	(2,273.44)
88107000	CAP Move-CWIP	UN	2000000358	10/31/2012	2,273.44
88107000	CAP Move-CWIP	UZ	2000000370	10/31/2012	(0.50)
88107000	CAP Move-CWIP	UZ	2000000370	10/31/2012	(0.39)
88107000	CAP Move-CWIP	UN	2000000381	10/31/2012	0.89
88107000	CAP Move-CWIP	UZ	2000000389	10/31/2012	20.39
88107000	CAP Move-CWIP	UZ	2000000389	10/31/2012	3.27
88107000	CAP Move-CWIP	UZ	2000000389	10/31/2012	(14.61)
88107000	CAP Move-CWIP	UZ	2000000391	10/31/2012	289.09
88107000	CAP Move-CWIP	UZ	2000000391	10/31/2012	452.27
88107000	CAP Move-CWIP	UZ	2000000391	10/31/2012	36.72
88107000	CAP Move-CWIP	UZ	2000000399	10/31/2012	23.40
88107000	CAP Move-CWIP	UZ	2000000399	10/31/2012	5.17
88107000	CAP Move-CWIP	UZ	2000000399	10/31/2012	(1.46)
88107000	CAP Move-CWIP	UZ	2000000399	10/31/2012	0.15
88107000	CAP Move-CWIP	UZ	2000000400	10/31/2012	3.62
88107000	CAP Move-CWIP	UZ	2000000400	10/31/2012	(0.54)
88107000	CAP Move-CWIP	UZ	2000000400	10/31/2012	28.40
88107000	CAP Move-CWIP	UZ	2000000400	10/31/2012	178.04
88107000	CAP Move-CWIP	UZ	2000000400	10/31/2012	(0.20)
88107000	CAP Move-CWIP	UZ	2000000400	10/31/2012	72.59
88107000	CAP Move-CWIP	UZ	2000000400	10/31/2012	16.06
88107000	CAP Move-CWIP	UZ	2000000400	10/31/2012	2.09
88107000	CAP Move-CWIP	UZ	2000000402	10/31/2012	13.36
88107000	CAP Move-CWIP	UZ	2000000402	10/31/2012	6.43
88107000	CAP Move-CWIP	UZ	2000000402	10/31/2012	(0.30)
88107000	CAP Move-CWIP	UZ	2000000402	10/31/2012	12.59
88107000	CAP Move-CWIP	UN	2000000405	10/31/2012	(1,146.53)
88107000	CAP Move-CWIP	UZ	2000000414	10/31/2012	0.39
88107000	CAP Move-CWIP	UZ	2000000414	10/31/2012	0.50
88107000	CAP Move-CWIP	UN	2000000358	10/31/2012	6,163.17
88107000	CAP Move-CWIP	UN	2000000358	10/31/2012	(6,163.17)
88107000	CAP Move-CWIP	UZ	2000000370	10/31/2012	(2.03)
88107000	CAP Move-CWIP	UZ	2000000370	10/31/2012	(2.65)
88107000	CAP Move-CWIP	UN	2000000381	10/31/2012	4.68
88107000	CAP Move-CWIP	UZ	2000000389	10/31/2012	(4.82)
88107000	CAP Move-CWIP	UZ	2000000389	10/31/2012	196.20
88107000	CAP Move-CWIP	UZ	2000000389	10/31/2012	24.98
88107000	CAP Move-CWIP	UZ	2000000389	10/31/2012	240.03
88107000	CAP Move-CWIP	UZ	2000000389	10/31/2012	76.37
88107000	CAP Move-CWIP	UZ	2000000391	10/31/2012	8.78
88107000	CAP Move-CWIP	UZ	2000000399	10/31/2012	13.36
88107000	CAP Move-CWIP	UZ	2000000399	10/31/2012	16.06
88107000	CAP Move-CWIP	UZ	2000000399	10/31/2012	0.15
88107000	CAP Move-CWIP	UZ	2000000399	10/31/2012	6.43
88107000	CAP Move-CWIP	UZ	2000000400	10/31/2012	2.09
88107000	CAP Move-CWIP	UZ	2000000400	10/31/2012	(0.20)
88107000	CAP Move-CWIP	UZ	2000000400	10/31/2012	23.40
88107000	CAP Move-CWIP	UZ	2000000402	10/31/2012	72.59

Kentucky American Water Company  
Case No. 2012-00520  
Response to PSC DR1, Item 31

Account	Description	Doc Type	Document Number	Posting Date	Amount
88107000	CAP Move-CWIP	UZ	2000000402	10/31/2012	12.59
88107000	CAP Move-CWIP	UZ	2000000402	10/31/2012	(1.46)
88107000	CAP Move-CWIP	UZ	2000000402	10/31/2012	(0.30)
88107000	CAP Move-CWIP	UZ	2000000402	10/31/2012	5.17
88107000	CAP Move-CWIP	UZ	2000000402	10/31/2012	3.62
88107000	CAP Move-CWIP	UZ	2000000402	10/31/2012	(0.54)
88107000	CAP Move-CWIP	UZ	2000000402	10/31/2012	28.40
88107000	CAP Move-CWIP	UZ	2000000402	10/31/2012	178.04
88107000	CAP Move-CWIP	UN	2000000405	10/31/2012	(900.94)
88107000	CAP Move-CWIP	UZ	2000000414	10/31/2012	2.65
88107000	CAP Move-CWIP	UZ	2000000414	10/31/2012	2.03
88107000	CAP Move-CWIP	UN	2000000358	10/31/2012	1,764.90
88107000	CAP Move-CWIP	UN	2000000358	10/31/2012	(1,764.90)
88107000	CAP Move-CWIP	UZ	2000000370	10/31/2012	(0.38)
88107000	CAP Move-CWIP	UZ	2000000370	10/31/2012	(0.29)
88107000	CAP Move-CWIP	UN	2000000381	10/31/2012	0.67
88107000	CAP Move-CWIP	UZ	2000000389	10/31/2012	26.71
88107000	CAP Move-CWIP	UZ	2000000389	10/31/2012	42.31
88107000	CAP Move-CWIP	UZ	2000000389	10/31/2012	363.99
88107000	CAP Move-CWIP	UZ	2000000389	10/31/2012	(9.98)
88107000	CAP Move-CWIP	UZ	2000000389	10/31/2012	227.78
88107000	CAP Move-CWIP	UZ	2000000391	10/31/2012	20.47
88107000	CAP Move-CWIP	UZ	2000000399	10/31/2012	267.06
88107000	CAP Move-CWIP	UZ	2000000399	10/31/2012	3.14
88107000	CAP Move-CWIP	UZ	2000000399	10/31/2012	(0.81)
88107000	CAP Move-CWIP	UZ	2000000400	10/31/2012	9.65
88107000	CAP Move-CWIP	UZ	2000000400	10/31/2012	18.89
88107000	CAP Move-CWIP	UZ	2000000400	10/31/2012	20.05
88107000	CAP Move-CWIP	UZ	2000000400	10/31/2012	35.11
88107000	CAP Move-CWIP	UZ	2000000400	10/31/2012	(0.45)
88107000	CAP Move-CWIP	UZ	2000000400	10/31/2012	(2.20)
88107000	CAP Move-CWIP	UZ	2000000402	10/31/2012	(0.30)
88107000	CAP Move-CWIP	UZ	2000000402	10/31/2012	24.08
88107000	CAP Move-CWIP	UZ	2000000402	10/31/2012	0.24
88107000	CAP Move-CWIP	UZ	2000000402	10/31/2012	42.60
88107000	CAP Move-CWIP	UZ	2000000402	10/31/2012	5.42
88107000	CAP Move-CWIP	UZ	2000000402	10/31/2012	7.76
88107000	CAP Move-CWIP	UZ	2000000402	10/31/2012	108.88
88107000	CAP Move-CWIP	UN	2000000405	10/31/2012	(1,210.40)
88107000	CAP Move-CWIP	UZ	2000000414	10/31/2012	0.38
88107000	CAP Move-CWIP	UZ	2000000414	10/31/2012	0.29
88107000	CAP Move-CWIP	UN	2000000358	10/31/2012	(1,762.72)
88107000	CAP Move-CWIP	UN	2000000358	10/31/2012	1,762.72
88107000	CAP Move-CWIP	UZ	2000000370	10/31/2012	(0.29)
88107000	CAP Move-CWIP	UZ	2000000370	10/31/2012	(0.38)
88107000	CAP Move-CWIP	UN	2000000381	10/31/2012	0.67
88107000	CAP Move-CWIP	UZ	2000000389	10/31/2012	20.52
88107000	CAP Move-CWIP	UZ	2000000389	10/31/2012	363.99
88107000	CAP Move-CWIP	UZ	2000000389	10/31/2012	42.38
88107000	CAP Move-CWIP	UZ	2000000389	10/31/2012	227.78
88107000	CAP Move-CWIP	UZ	2000000389	10/31/2012	26.64
88107000	CAP Move-CWIP	UZ	2000000391	10/31/2012	(9.98)
88107000	CAP Move-CWIP	UZ	2000000392	10/31/2012	(0.45)
88107000	CAP Move-CWIP	UZ	2000000399	10/31/2012	24.08
88107000	CAP Move-CWIP	UZ	2000000399	10/31/2012	0.24
88107000	CAP Move-CWIP	UZ	2000000399	10/31/2012	108.88
88107000	CAP Move-CWIP	UZ	2000000399	10/31/2012	5.42
88107000	CAP Move-CWIP	UZ	2000000399	10/31/2012	267.06
88107000	CAP Move-CWIP	UZ	2000000400	10/31/2012	(0.30)
88107000	CAP Move-CWIP	UZ	2000000400	10/31/2012	20.05
88107000	CAP Move-CWIP	UZ	2000000400	10/31/2012	3.14
88107000	CAP Move-CWIP	UZ	2000000400	10/31/2012	(2.20)
88107000	CAP Move-CWIP	UZ	2000000400	10/31/2012	35.11
88107000	CAP Move-CWIP	UZ	2000000400	10/31/2012	18.89
88107000	CAP Move-CWIP	UZ	2000000402	10/31/2012	9.65
88107000	CAP Move-CWIP	UZ	2000000402	10/31/2012	42.60
88107000	CAP Move-CWIP	UZ	2000000402	10/31/2012	(0.81)
88107000	CAP Move-CWIP	UZ	2000000402	10/31/2012	7.76
88107000	CAP Move-CWIP	UN	2000000405	10/31/2012	(1,210.45)
88107000	CAP Move-CWIP	UZ	2000000414	10/31/2012	0.29
88107000	CAP Move-CWIP	UZ	2000000414	10/31/2012	0.38
88107000	CAP Move-CWIP	UN	2000000358	10/31/2012	(1,780.92)
88107000	CAP Move-CWIP	UN	2000000358	10/31/2012	1,780.92
88107000	CAP Move-CWIP	UZ	2000000370	10/31/2012	(0.30)
88107000	CAP Move-CWIP	UZ	2000000370	10/31/2012	(0.39)
88107000	CAP Move-CWIP	UN	2000000381	10/31/2012	0.69
88107000	CAP Move-CWIP	UZ	2000000389	10/31/2012	42.31

Kentucky American Water Company  
Case No. 2012-00520  
Response to PSC DR1, Item 31

Account	Description	Doc Type	Document Number	Posting Date	Amount
88107000	CAP Move-CWIP	UZ	2000000389	10/31/2012	26.71
88107000	CAP Move-CWIP	UZ	2000000389	10/31/2012	20.47
88107000	CAP Move-CWIP	UZ	2000000389	10/31/2012	227.78
88107000	CAP Move-CWIP	UZ	2000000391	10/31/2012	(9.98)
88107000	CAP Move-CWIP	UZ	2000000391	10/31/2012	363.99
88107000	CAP Move-CWIP	UZ	2000000392	10/31/2012	24.08
88107000	CAP Move-CWIP	UZ	2000000392	10/31/2012	7.76
88107000	CAP Move-CWIP	UZ	2000000392	10/31/2012	(2.20)
88107000	CAP Move-CWIP	UZ	2000000399	10/31/2012	108.88
88107000	CAP Move-CWIP	UZ	2000000399	10/31/2012	5.42
88107000	CAP Move-CWIP	UZ	2000000399	10/31/2012	(0.30)
88107000	CAP Move-CWIP	UZ	2000000399	10/31/2012	20.05
88107000	CAP Move-CWIP	UZ	2000000399	10/31/2012	267.06
88107000	CAP Move-CWIP	UZ	2000000399	10/31/2012	0.24
88107000	CAP Move-CWIP	UZ	2000000400	10/31/2012	42.60
88107000	CAP Move-CWIP	UZ	2000000400	10/31/2012	35.11
88107000	CAP Move-CWIP	UZ	2000000400	10/31/2012	3.14
88107000	CAP Move-CWIP	UZ	2000000400	10/31/2012	18.89
88107000	CAP Move-CWIP	UZ	2000000400	10/31/2012	(0.45)
88107000	CAP Move-CWIP	UZ	2000000402	10/31/2012	9.65
88107000	CAP Move-CWIP	UZ	2000000402	10/31/2012	(0.81)
88107000	CAP Move-CWIP	UN	2000000405	10/31/2012	(1,210.40)
88107000	CAP Move-CWIP	UZ	2000000414	10/31/2012	0.39
88107000	CAP Move-CWIP	UZ	2000000414	10/31/2012	0.30
88107000	CAP Move-CWIP	UN	2000000358	10/31/2012	40,946.34
88107000	CAP Move-CWIP	UN	2000000358	10/31/2012	(40,946.34)
88107000	CAP Move-CWIP	UZ	2000000370	10/31/2012	(12.13)
88107000	CAP Move-CWIP	UZ	2000000370	10/31/2012	(15.82)
88107000	CAP Move-CWIP	UN	2000000381	10/31/2012	27.95
88107000	CAP Move-CWIP	UZ	2000000388	10/31/2012	(5,350.17)
88107000	CAP Move-CWIP	UZ	2000000389	10/31/2012	2,290.10
88107000	CAP Move-CWIP	UZ	2000000389	10/31/2012	286.84
88107000	CAP Move-CWIP	UZ	2000000389	10/31/2012	77.69
88107000	CAP Move-CWIP	UZ	2000000389	10/31/2012	2,214.10
88107000	CAP Move-CWIP	UZ	2000000389	10/31/2012	(84.86)
88107000	CAP Move-CWIP	UZ	2000000391	10/31/2012	633.33
88107000	CAP Move-CWIP	UZ	2000000399	10/31/2012	(1.80)
88107000	CAP Move-CWIP	UZ	2000000399	10/31/2012	435.52
88107000	CAP Move-CWIP	UZ	2000000399	10/31/2012	(8.77)
88107000	CAP Move-CWIP	UZ	2000000400	10/31/2012	80.22
88107000	CAP Move-CWIP	UZ	2000000400	10/31/2012	31.03
88107000	CAP Move-CWIP	UZ	2000000400	10/31/2012	12.56
88107000	CAP Move-CWIP	UZ	2000000402	10/31/2012	170.39
88107000	CAP Move-CWIP	UZ	2000000402	10/31/2012	(1.21)
88107000	CAP Move-CWIP	UZ	2000000402	10/31/2012	75.54
88107000	CAP Move-CWIP	UZ	2000000402	10/31/2012	1,068.25
88107000	CAP Move-CWIP	UZ	2000000402	10/31/2012	96.33
88107000	CAP Move-CWIP	UZ	2000000402	10/31/2012	0.94
88107000	CAP Move-CWIP	UZ	2000000402	10/31/2012	140.43
88107000	CAP Move-CWIP	UZ	2000000402	10/31/2012	21.69
88107000	CAP Move-CWIP	UZ	2000000402	10/31/2012	(3.25)
88107000	CAP Move-CWIP	UZ	2000000402	10/31/2012	38.58
88107000	CAP Move-CWIP	UN	2000000405	10/31/2012	(2,223.48)
88107000	CAP Move-CWIP	UZ	2000000414	10/31/2012	12.13
88107000	CAP Move-CWIP	UZ	2000000414	10/31/2012	15.82
88107000	CAP Move-CWIP	UN	2000000358	10/31/2012	58,052.00
88107000	CAP Move-CWIP	UN	2000000358	10/31/2012	(58,052.00)
88107000	CAP Move-CWIP	UZ	2000000370	10/31/2012	(21.18)
88107000	CAP Move-CWIP	UZ	2000000370	10/31/2012	(16.25)
88107000	CAP Move-CWIP	UN	2000000381	10/31/2012	37.43
88107000	CAP Move-CWIP	UZ	2000000388	10/31/2012	(5,350.17)
88107000	CAP Move-CWIP	UZ	2000000388	10/31/2012	(181.95)
88107000	CAP Move-CWIP	UZ	2000000389	10/31/2012	89.21
88107000	CAP Move-CWIP	UZ	2000000389	10/31/2012	250.72
88107000	CAP Move-CWIP	UZ	2000000391	10/31/2012	1,453.27
88107000	CAP Move-CWIP	UZ	2000000391	10/31/2012	3,478.37
88107000	CAP Move-CWIP	UZ	2000000391	10/31/2012	2,523.21
88107000	CAP Move-CWIP	UZ	2000000399	10/31/2012	40.09
88107000	CAP Move-CWIP	UZ	2000000399	10/31/2012	37.77
88107000	CAP Move-CWIP	UZ	2000000399	10/31/2012	(1.62)
88107000	CAP Move-CWIP	UZ	2000000400	10/31/2012	(0.90)
88107000	CAP Move-CWIP	UZ	2000000400	10/31/2012	217.77
88107000	CAP Move-CWIP	UZ	2000000400	10/31/2012	10.84
88107000	CAP Move-CWIP	UZ	2000000400	10/31/2012	(4.38)
88107000	CAP Move-CWIP	UZ	2000000400	10/31/2012	70.21
88107000	CAP Move-CWIP	UZ	2000000400	10/31/2012	15.51
88107000	CAP Move-CWIP	UZ	2000000400	10/31/2012	48.17



Kentucky American Water Company  
Case No. 2012-00520  
Response to PSC DR1, Item 31

Account	Description	Doc Type	Document Number	Posting Date	Amount
88107000	CAP Move-CWIP	UZ	2000000400	10/31/2012	534.12
88107000	CAP Move-CWIP	UZ	2000000400	10/31/2012	19.29
88107000	CAP Move-CWIP	UZ	2000000400	10/31/2012	85.19
88107000	CAP Move-CWIP	UZ	2000000402	10/31/2012	0.47
88107000	CAP Move-CWIP	UZ	2000000402	10/31/2012	(0.60)
88107000	CAP Move-CWIP	UZ	2000000402	10/31/2012	6.27
88107000	CAP Move-CWIP	UN	2000000405	10/31/2012	(3,340.86)
88107000	CAP Move-CWIP	UZ	2000000414	10/31/2012	16.25
88107000	CAP Move-CWIP	UZ	2000000414	10/31/2012	21.18
88107000	CAP Move-CWIP	UN	2000000358	10/31/2012	(46,826.44)
88107000	CAP Move-CWIP	UN	2000000358	10/31/2012	46,826.44
88107000	CAP Move-CWIP	UZ	2000000370	10/31/2012	(15.22)
88107000	CAP Move-CWIP	UZ	2000000370	10/31/2012	(11.68)
88107000	CAP Move-CWIP	UN	2000000381	10/31/2012	26.90
88107000	CAP Move-CWIP	UZ	2000000389	10/31/2012	(179.60)
88107000	CAP Move-CWIP	UZ	2000000389	10/31/2012	1,525.96
88107000	CAP Move-CWIP	UZ	2000000389	10/31/2012	87.02
88107000	CAP Move-CWIP	UZ	2000000389	10/31/2012	1,717.23
88107000	CAP Move-CWIP	UZ	2000000389	10/31/2012	83.72
88107000	CAP Move-CWIP	UZ	2000000389	10/31/2012	(5,350.17)
88107000	CAP Move-CWIP	UZ	2000000391	10/31/2012	321.06
88107000	CAP Move-CWIP	UZ	2000000391	10/31/2012	5,263.21
88107000	CAP Move-CWIP	UZ	2000000399	10/31/2012	(2.61)
88107000	CAP Move-CWIP	UZ	2000000399	10/31/2012	(7.04)
88107000	CAP Move-CWIP	UZ	2000000399	10/31/2012	173.78
88107000	CAP Move-CWIP	UZ	2000000400	10/31/2012	369.18
88107000	CAP Move-CWIP	UZ	2000000400	10/31/2012	(18.99)
88107000	CAP Move-CWIP	UZ	2000000400	10/31/2012	46.98
88107000	CAP Move-CWIP	UZ	2000000400	10/31/2012	163.68
88107000	CAP Move-CWIP	UZ	2000000400	10/31/2012	2.04
88107000	CAP Move-CWIP	UZ	2000000400	10/31/2012	27.20
88107000	CAP Move-CWIP	UZ	2000000400	10/31/2012	2,314.53
88107000	CAP Move-CWIP	UZ	2000000400	10/31/2012	83.60
88107000	CAP Move-CWIP	UZ	2000000402	10/31/2012	(3.90)
88107000	CAP Move-CWIP	UZ	2000000402	10/31/2012	208.72
88107000	CAP Move-CWIP	UZ	2000000402	10/31/2012	304.26
88107000	CAP Move-CWIP	UZ	2000000402	10/31/2012	67.23
88107000	CAP Move-CWIP	UZ	2000000402	10/31/2012	943.63
88107000	CAP Move-CWIP	UN	2000000405	10/31/2012	(8,140.72)
88107000	CAP Move-CWIP	UZ	2000000414	10/31/2012	15.22
88107000	CAP Move-CWIP	UZ	2000000414	10/31/2012	11.68
88107000	CAP Move-CWIP	UN	2000000358	10/31/2012	1,770.60
88107000	CAP Move-CWIP	UN	2000000358	10/31/2012	(1,770.60)
88107000	CAP Move-CWIP	UZ	2000000370	10/31/2012	(0.41)
88107000	CAP Move-CWIP	UZ	2000000370	10/31/2012	(0.31)
88107000	CAP Move-CWIP	UN	2000000381	10/31/2012	0.72
88107000	CAP Move-CWIP	UZ	2000000388	10/31/2012	29.28
88107000	CAP Move-CWIP	UZ	2000000389	10/31/2012	85.75
88107000	CAP Move-CWIP	UZ	2000000389	10/31/2012	50.46
88107000	CAP Move-CWIP	UZ	2000000391	10/31/2012	538.55
88107000	CAP Move-CWIP	UZ	2000000391	10/31/2012	(8.73)
88107000	CAP Move-CWIP	UZ	2000000392	10/31/2012	16.09
88107000	CAP Move-CWIP	UZ	2000000399	10/31/2012	9.04
88107000	CAP Move-CWIP	UZ	2000000400	10/31/2012	(1.35)
88107000	CAP Move-CWIP	UZ	2000000400	10/31/2012	12.93
88107000	CAP Move-CWIP	UZ	2000000400	10/31/2012	(0.75)
88107000	CAP Move-CWIP	UZ	2000000400	10/31/2012	181.47
88107000	CAP Move-CWIP	UZ	2000000400	10/31/2012	31.48
88107000	CAP Move-CWIP	UZ	2000000402	10/31/2012	(3.65)
88107000	CAP Move-CWIP	UZ	2000000402	10/31/2012	445.10
88107000	CAP Move-CWIP	UZ	2000000402	10/31/2012	0.39
88107000	CAP Move-CWIP	UZ	2000000402	10/31/2012	71.00
88107000	CAP Move-CWIP	UZ	2000000402	10/31/2012	5.23
88107000	CAP Move-CWIP	UZ	2000000402	10/31/2012	33.42
88107000	CAP Move-CWIP	UZ	2000000402	10/31/2012	40.14
88107000	CAP Move-CWIP	UZ	2000000402	10/31/2012	(0.50)
88107000	CAP Move-CWIP	UZ	2000000402	10/31/2012	58.51
88107000	CAP Move-CWIP	UN	2000000405	10/31/2012	(1,593.86)
88107000	CAP Move-CWIP	UZ	2000000414	10/31/2012	0.31
88107000	CAP Move-CWIP	UZ	2000000414	10/31/2012	0.41
88107000	CAP Move-CWIP	UN	2000000358	10/31/2012	(1,756.70)
88107000	CAP Move-CWIP	UN	2000000358	10/31/2012	1,756.70
88107000	CAP Move-CWIP	UZ	2000000370	10/31/2012	(0.41)
88107000	CAP Move-CWIP	UZ	2000000370	10/31/2012	(0.31)
88107000	CAP Move-CWIP	UN	2000000381	10/31/2012	0.72
88107000	CAP Move-CWIP	UZ	2000000389	10/31/2012	27.54
88107000	CAP Move-CWIP	UZ	2000000389	10/31/2012	75.35

Kentucky American Water Company  
Case No. 2012-00520  
Response to PSC DR1, Item 31

Account	Description	Doc Type	Document Number	Posting Date	Amount
88107000	CAP Move-CWIP	UZ	2000000389	10/31/2012	27.32
88107000	CAP Move-CWIP	UZ	2000000389	10/31/2012	499.56
88107000	CAP Move-CWIP	UZ	2000000389	10/31/2012	(8.63)
88107000	CAP Move-CWIP	UZ	2000000399	10/31/2012	(2.92)
88107000	CAP Move-CWIP	UZ	2000000399	10/31/2012	46.81
88107000	CAP Move-CWIP	UZ	2000000400	10/31/2012	356.09
88107000	CAP Move-CWIP	UZ	2000000400	10/31/2012	10.34
88107000	CAP Move-CWIP	UZ	2000000400	10/31/2012	(0.40)
88107000	CAP Move-CWIP	UZ	2000000400	10/31/2012	145.18
88107000	CAP Move-CWIP	UZ	2000000400	10/31/2012	(0.60)
88107000	CAP Move-CWIP	UZ	2000000400	10/31/2012	12.86
88107000	CAP Move-CWIP	UZ	2000000400	10/31/2012	4.19
88107000	CAP Move-CWIP	UZ	2000000400	10/31/2012	26.73
88107000	CAP Move-CWIP	UZ	2000000400	10/31/2012	25.18
88107000	CAP Move-CWIP	UZ	2000000400	10/31/2012	7.23
88107000	CAP Move-CWIP	UZ	2000000402	10/31/2012	56.80
88107000	CAP Move-CWIP	UZ	2000000402	10/31/2012	0.31
88107000	CAP Move-CWIP	UZ	2000000402	10/31/2012	(1.08)
88107000	CAP Move-CWIP	UZ	2000000403	10/31/2012	32.11
88107000	CAP Move-CWIP	UN	2000000405	10/31/2012	(1,339.97)
88107000	CAP Move-CWIP	UZ	2000000414	10/31/2012	0.31
88107000	CAP Move-CWIP	UZ	2000000414	10/31/2012	0.41
88107000	CAP Move-CWIP	UN	2000000358	10/31/2012	658.88
88107000	CAP Move-CWIP	UN	2000000358	10/31/2012	(658.88)
88107000	CAP Move-CWIP	UZ	2000000370	10/31/2012	(0.13)
88107000	CAP Move-CWIP	UZ	2000000370	10/31/2012	(0.16)
88107000	CAP Move-CWIP	UN	2000000381	10/31/2012	0.29
88107000	CAP Move-CWIP	UZ	2000000389	10/31/2012	21.61
88107000	CAP Move-CWIP	UZ	2000000389	10/31/2012	10.48
88107000	CAP Move-CWIP	UZ	2000000391	10/31/2012	(2.65)
88107000	CAP Move-CWIP	UZ	2000000391	10/31/2012	2.30
88107000	CAP Move-CWIP	UZ	2000000391	10/31/2012	172.78
88107000	CAP Move-CWIP	UZ	2000000392	10/31/2012	6.70
88107000	CAP Move-CWIP	UZ	2000000399	10/31/2012	1.04
88107000	CAP Move-CWIP	UZ	2000000399	10/31/2012	(0.10)
88107000	CAP Move-CWIP	UZ	2000000399	10/31/2012	14.20
88107000	CAP Move-CWIP	UZ	2000000399	10/31/2012	(0.73)
88107000	CAP Move-CWIP	UZ	2000000400	10/31/2012	0.08
88107000	CAP Move-CWIP	UZ	2000000400	10/31/2012	2.59
88107000	CAP Move-CWIP	UZ	2000000400	10/31/2012	11.70
88107000	CAP Move-CWIP	UZ	2000000400	10/31/2012	3.22
88107000	CAP Move-CWIP	UZ	2000000400	10/31/2012	8.03
88107000	CAP Move-CWIP	UZ	2000000402	10/31/2012	6.30
88107000	CAP Move-CWIP	UZ	2000000402	10/31/2012	1.80
88107000	CAP Move-CWIP	UZ	2000000402	10/31/2012	89.03
88107000	CAP Move-CWIP	UZ	2000000402	10/31/2012	(0.27)
88107000	CAP Move-CWIP	UZ	2000000402	10/31/2012	(0.15)
88107000	CAP Move-CWIP	UZ	2000000402	10/31/2012	36.30
88107000	CAP Move-CWIP	UN	2000000405	10/31/2012	(384.26)
88107000	CAP Move-CWIP	UZ	2000000414	10/31/2012	0.13
88107000	CAP Move-CWIP	UZ	2000000414	10/31/2012	0.16
88107000	CAP Move-CWIP	UN	2000000358	10/31/2012	(735.75)
88107000	CAP Move-CWIP	UN	2000000358	10/31/2012	735.75
88107000	CAP Move-CWIP	UZ	2000000370	10/31/2012	(0.25)
88107000	CAP Move-CWIP	UZ	2000000370	10/31/2012	(0.32)
88107000	CAP Move-CWIP	UN	2000000381	10/31/2012	0.57
88107000	CAP Move-CWIP	UZ	2000000391	10/31/2012	(0.78)
88107000	CAP Move-CWIP	UN	2000000405	10/31/2012	0.78
88107000	CAP Move-CWIP	UZ	2000000414	10/31/2012	0.25
88107000	CAP Move-CWIP	UZ	2000000414	10/31/2012	0.32
88107000	CAP Move-CWIP	UN	2000000358	10/31/2012	(272.27)
88107000	CAP Move-CWIP	UN	2000000358	10/31/2012	272.27
88107000	CAP Move-CWIP	UZ	2000000370	10/31/2012	(0.26)
88107000	CAP Move-CWIP	UZ	2000000370	10/31/2012	(0.20)
88107000	CAP Move-CWIP	UN	2000000380	10/31/2012	0.46
88107000	CAP Move-CWIP	UZ	2000000389	10/31/2012	4.49
88107000	CAP Move-CWIP	UN	2000000405	10/31/2012	(4.49)
88107000	CAP Move-CWIP	UZ	2000000414	10/31/2012	0.20
88107000	CAP Move-CWIP	UZ	2000000414	10/31/2012	0.26
88107000	CAP Move-CWIP	UZ	2000000388	10/31/2012	50.47
88107000	CAP Move-CWIP	UZ	2000000389	10/31/2012	(62.58)
88107000	CAP Move-CWIP	UZ	2000000389	10/31/2012	19.59
88107000	CAP Move-CWIP	UZ	2000000391	10/31/2012	773.99
88107000	CAP Move-CWIP	UZ	2000000391	10/31/2012	327.56
88107000	CAP Move-CWIP	UZ	2000000399	10/31/2012	18.89
88107000	CAP Move-CWIP	UZ	2000000399	10/31/2012	3.14
88107000	CAP Move-CWIP	UZ	2000000399	10/31/2012	20.05

Kentucky American Water Company  
Case No. 2012-00520  
Response to PSC DR1, Item 31

Account	Description	Doc Type	Document Number	Posting Date	Amount
88107000	CAP Move-CWIP	UZ	2000000399	10/31/2012	(0.45)
88107000	CAP Move-CWIP	UZ	2000000400	10/31/2012	108.88
88107000	CAP Move-CWIP	UZ	2000000400	10/31/2012	7.76
88107000	CAP Move-CWIP	UZ	2000000400	10/31/2012	9.65
88107000	CAP Move-CWIP	UZ	2000000400	10/31/2012	5.42
88107000	CAP Move-CWIP	UZ	2000000400	10/31/2012	(0.30)
88107000	CAP Move-CWIP	UZ	2000000402	10/31/2012	35.11
88107000	CAP Move-CWIP	UZ	2000000402	10/31/2012	(0.81)
88107000	CAP Move-CWIP	UZ	2000000402	10/31/2012	(2.20)
88107000	CAP Move-CWIP	UZ	2000000402	10/31/2012	24.08
88107000	CAP Move-CWIP	UZ	2000000402	10/31/2012	42.60
88107000	CAP Move-CWIP	UZ	2000000402	10/31/2012	267.06
88107000	CAP Move-CWIP	UZ	2000000402	10/31/2012	0.24
88107000	CAP Move-CWIP	UN	2000000405	10/31/2012	(1,648.15)
88107000	CAP Move-CWIP	UZ	2000000389	10/31/2012	271.63
88107000	CAP Move-CWIP	UZ	2000000389	10/31/2012	16.77
88107000	CAP Move-CWIP	UZ	2000000389	10/31/2012	75.14
88107000	CAP Move-CWIP	UZ	2000000389	10/31/2012	316.55
88107000	CAP Move-CWIP	UZ	2000000391	10/31/2012	(32.28)
88107000	CAP Move-CWIP	UZ	2000000392	10/31/2012	(0.20)
88107000	CAP Move-CWIP	UZ	2000000399	10/31/2012	(0.30)
88107000	CAP Move-CWIP	UZ	2000000399	10/31/2012	16.06
88107000	CAP Move-CWIP	UZ	2000000399	10/31/2012	6.43
88107000	CAP Move-CWIP	UZ	2000000400	10/31/2012	(0.54)
88107000	CAP Move-CWIP	UZ	2000000400	10/31/2012	178.04
88107000	CAP Move-CWIP	UZ	2000000400	10/31/2012	5.17
88107000	CAP Move-CWIP	UZ	2000000400	10/31/2012	0.15
88107000	CAP Move-CWIP	UZ	2000000402	10/31/2012	23.40
88107000	CAP Move-CWIP	UZ	2000000402	10/31/2012	(1.46)
88107000	CAP Move-CWIP	UZ	2000000402	10/31/2012	13.36
88107000	CAP Move-CWIP	UZ	2000000402	10/31/2012	12.59
88107000	CAP Move-CWIP	UZ	2000000402	10/31/2012	28.40
88107000	CAP Move-CWIP	UZ	2000000402	10/31/2012	2.09
88107000	CAP Move-CWIP	UZ	2000000402	10/31/2012	3.62
88107000	CAP Move-CWIP	UZ	2000000402	10/31/2012	72.59
88107000	CAP Move-CWIP	UN	2000000405	10/31/2012	(1,007.21)
88107000	CAP Move-CWIP	UZ	2000000389	10/31/2012	36.53
88107000	CAP Move-CWIP	UZ	2000000389	10/31/2012	(68.75)
88107000	CAP Move-CWIP	UZ	2000000389	10/31/2012	534.76
88107000	CAP Move-CWIP	UZ	2000000390	10/31/2012	861.23
88107000	CAP Move-CWIP	UZ	2000000391	10/31/2012	37.20
88107000	CAP Move-CWIP	UZ	2000000399	10/31/2012	445.10
88107000	CAP Move-CWIP	UZ	2000000399	10/31/2012	(1.35)
88107000	CAP Move-CWIP	UZ	2000000400	10/31/2012	16.09
88107000	CAP Move-CWIP	UZ	2000000400	10/31/2012	31.48
88107000	CAP Move-CWIP	UZ	2000000400	10/31/2012	9.04
88107000	CAP Move-CWIP	UZ	2000000400	10/31/2012	(3.65)
88107000	CAP Move-CWIP	UZ	2000000400	10/31/2012	181.47
88107000	CAP Move-CWIP	UZ	2000000400	10/31/2012	(0.75)
88107000	CAP Move-CWIP	UZ	2000000400	10/31/2012	12.93
88107000	CAP Move-CWIP	UZ	2000000402	10/31/2012	(0.50)
88107000	CAP Move-CWIP	UZ	2000000402	10/31/2012	0.39
88107000	CAP Move-CWIP	UZ	2000000402	10/31/2012	33.42
88107000	CAP Move-CWIP	UZ	2000000402	10/31/2012	5.23
88107000	CAP Move-CWIP	UZ	2000000402	10/31/2012	71.00
88107000	CAP Move-CWIP	UZ	2000000402	10/31/2012	58.51
88107000	CAP Move-CWIP	UZ	2000000402	10/31/2012	40.14
88107000	CAP Move-CWIP	UN	2000000405	10/31/2012	(2,299.52)
88107000	CAP Move-CWIP	UZ	2000000389	10/31/2012	20.14
88107000	CAP Move-CWIP	UZ	2000000389	10/31/2012	50.95
88107000	CAP Move-CWIP	UZ	2000000389	10/31/2012	165.67
88107000	CAP Move-CWIP	UZ	2000000389	10/31/2012	80.15
88107000	CAP Move-CWIP	UZ	2000000389	10/31/2012	691.93
88107000	CAP Move-CWIP	UZ	2000000389	10/31/2012	(19.74)
88107000	CAP Move-CWIP	UZ	2000000391	10/31/2012	1,300.37
88107000	CAP Move-CWIP	UZ	2000000399	10/31/2012	15.51
88107000	CAP Move-CWIP	UZ	2000000399	10/31/2012	85.19
88107000	CAP Move-CWIP	UZ	2000000400	10/31/2012	(4.38)
88107000	CAP Move-CWIP	UZ	2000000400	10/31/2012	70.21
88107000	CAP Move-CWIP	UZ	2000000400	10/31/2012	10.84
88107000	CAP Move-CWIP	UZ	2000000400	10/31/2012	(0.60)
88107000	CAP Move-CWIP	UZ	2000000400	10/31/2012	19.29
88107000	CAP Move-CWIP	UZ	2000000400	10/31/2012	6.27
88107000	CAP Move-CWIP	UZ	2000000400	10/31/2012	40.09
88107000	CAP Move-CWIP	UZ	2000000400	10/31/2012	37.77
88107000	CAP Move-CWIP	UZ	2000000400	10/31/2012	(1.62)
88107000	CAP Move-CWIP	UZ	2000000402	10/31/2012	(0.90)

Kentucky American Water Company  
Case No. 2012-00520  
Response to PSC DR1, Item 31

Account	Description	Doc Type	Document Number	Posting Date	Amount
88107000	CAP Move-CWIP	UZ	2000000402	10/31/2012	0.47
88107000	CAP Move-CWIP	UZ	2000000402	10/31/2012	217.77
88107000	CAP Move-CWIP	UZ	2000000402	10/31/2012	534.12
88107000	CAP Move-CWIP	UZ	2000000402	10/31/2012	48.17
88107000	CAP Move-CWIP	UN	2000000405	10/31/2012	(3,367.67)
88107000	CAP Move-CWIP	UN	2000000358	10/31/2012	(2,569.03)
88107000	CAP Move-CWIP	UN	2000000358	10/31/2012	2,569.03
88107000	CAP Move-CWIP	UZ	2000000370	10/31/2012	(0.21)
88107000	CAP Move-CWIP	UZ	2000000370	10/31/2012	(0.17)
88107000	CAP Move-CWIP	UN	2000000381	10/31/2012	0.38
88107000	CAP Move-CWIP	UZ	2000000389	10/31/2012	25.98
88107000	CAP Move-CWIP	UZ	2000000389	10/31/2012	326.94
88107000	CAP Move-CWIP	UZ	2000000389	10/31/2012	15.10
88107000	CAP Move-CWIP	UZ	2000000389	10/31/2012	252.95
88107000	CAP Move-CWIP	UZ	2000000391	10/31/2012	(31.84)
88107000	CAP Move-CWIP	UZ	2000000399	10/31/2012	12.59
88107000	CAP Move-CWIP	UZ	2000000400	10/31/2012	6.43
88107000	CAP Move-CWIP	UZ	2000000400	10/31/2012	2.09
88107000	CAP Move-CWIP	UZ	2000000400	10/31/2012	(0.54)
88107000	CAP Move-CWIP	UZ	2000000400	10/31/2012	23.40
88107000	CAP Move-CWIP	UZ	2000000400	10/31/2012	0.15
88107000	CAP Move-CWIP	UZ	2000000400	10/31/2012	28.40
88107000	CAP Move-CWIP	UZ	2000000400	10/31/2012	5.17
88107000	CAP Move-CWIP	UZ	2000000400	10/31/2012	178.04
88107000	CAP Move-CWIP	UZ	2000000402	10/31/2012	(0.20)
88107000	CAP Move-CWIP	UZ	2000000402	10/31/2012	(1.46)
88107000	CAP Move-CWIP	UZ	2000000402	10/31/2012	3.62
88107000	CAP Move-CWIP	UZ	2000000402	10/31/2012	16.06
88107000	CAP Move-CWIP	UZ	2000000402	10/31/2012	72.59
88107000	CAP Move-CWIP	UZ	2000000402	10/31/2012	13.36
88107000	CAP Move-CWIP	UZ	2000000402	10/31/2012	(0.30)
88107000	CAP Move-CWIP	UN	2000000405	10/31/2012	(948.53)
88107000	CAP Move-CWIP	UZ	2000000414	10/31/2012	0.17
88107000	CAP Move-CWIP	UZ	2000000414	10/31/2012	0.21
88107000	CAP Move-CWIP	UN	2000000358	10/31/2012	(2,771.23)
88107000	CAP Move-CWIP	UN	2000000358	10/31/2012	2,771.23
88107000	CAP Move-CWIP	UZ	2000000370	10/31/2012	(0.17)
88107000	CAP Move-CWIP	UZ	2000000370	10/31/2012	(0.13)
88107000	CAP Move-CWIP	UN	2000000381	10/31/2012	0.30
88107000	CAP Move-CWIP	UZ	2000000389	10/31/2012	329.26
88107000	CAP Move-CWIP	UZ	2000000389	10/31/2012	32.57
88107000	CAP Move-CWIP	UZ	2000000389	10/31/2012	17.47
88107000	CAP Move-CWIP	UZ	2000000389	10/31/2012	(33.20)
88107000	CAP Move-CWIP	UZ	2000000391	10/31/2012	515.78
88107000	CAP Move-CWIP	UZ	2000000392	10/31/2012	(0.30)
88107000	CAP Move-CWIP	UZ	2000000399	10/31/2012	20.05
88107000	CAP Move-CWIP	UZ	2000000399	10/31/2012	(2.20)
88107000	CAP Move-CWIP	UZ	2000000399	10/31/2012	7.76
88107000	CAP Move-CWIP	UZ	2000000399	10/31/2012	5.42
88107000	CAP Move-CWIP	UZ	2000000399	10/31/2012	9.65
88107000	CAP Move-CWIP	UZ	2000000400	10/31/2012	108.88
88107000	CAP Move-CWIP	UZ	2000000400	10/31/2012	35.11
88107000	CAP Move-CWIP	UZ	2000000400	10/31/2012	(0.81)
88107000	CAP Move-CWIP	UZ	2000000400	10/31/2012	0.24
88107000	CAP Move-CWIP	UZ	2000000400	10/31/2012	42.60
88107000	CAP Move-CWIP	UZ	2000000402	10/31/2012	24.08
88107000	CAP Move-CWIP	UZ	2000000402	10/31/2012	267.06
88107000	CAP Move-CWIP	UZ	2000000402	10/31/2012	18.89
88107000	CAP Move-CWIP	UZ	2000000402	10/31/2012	3.14
88107000	CAP Move-CWIP	UZ	2000000403	10/31/2012	(0.45)
88107000	CAP Move-CWIP	UN	2000000405	10/31/2012	(1,401.00)
88107000	CAP Move-CWIP	UZ	2000000414	10/31/2012	0.17
88107000	CAP Move-CWIP	UZ	2000000414	10/31/2012	0.13
88107000	CAP Move-CWIP	UN	2000000358	10/31/2012	2,669.65
88107000	CAP Move-CWIP	UN	2000000358	10/31/2012	(2,669.65)
88107000	CAP Move-CWIP	UZ	2000000370	10/31/2012	(0.20)
88107000	CAP Move-CWIP	UZ	2000000370	10/31/2012	(0.26)
88107000	CAP Move-CWIP	UN	2000000381	10/31/2012	0.46
88107000	CAP Move-CWIP	UZ	2000000389	10/31/2012	235.65
88107000	CAP Move-CWIP	UZ	2000000389	10/31/2012	(31.70)
88107000	CAP Move-CWIP	UZ	2000000389	10/31/2012	325.34
88107000	CAP Move-CWIP	UZ	2000000391	10/31/2012	25.05
88107000	CAP Move-CWIP	UZ	2000000391	10/31/2012	13.76
88107000	CAP Move-CWIP	UZ	2000000399	10/31/2012	(0.30)
88107000	CAP Move-CWIP	UZ	2000000399	10/31/2012	5.17
88107000	CAP Move-CWIP	UZ	2000000400	10/31/2012	(0.54)
88107000	CAP Move-CWIP	UZ	2000000400	10/31/2012	28.40

Kentucky American Water Company  
Case No. 2012-00520  
Response to PSC DR1, Item 31

Account	Description	Doc Type	Document Number	Posting Date	Amount
88107000	CAP Move-CWIP	UZ	2000000400	10/31/2012	2.09
88107000	CAP Move-CWIP	UZ	2000000400	10/31/2012	6.43
88107000	CAP Move-CWIP	UZ	2000000400	10/31/2012	3.62
88107000	CAP Move-CWIP	UZ	2000000400	10/31/2012	23.40
88107000	CAP Move-CWIP	UZ	2000000400	10/31/2012	12.59
88107000	CAP Move-CWIP	UZ	2000000400	10/31/2012	13.36
88107000	CAP Move-CWIP	UZ	2000000400	10/31/2012	16.06
88107000	CAP Move-CWIP	UZ	2000000400	10/31/2012	(1.46)
88107000	CAP Move-CWIP	UZ	2000000400	10/31/2012	72.59
88107000	CAP Move-CWIP	UZ	2000000402	10/31/2012	0.15
88107000	CAP Move-CWIP	UZ	2000000402	10/31/2012	(0.20)
88107000	CAP Move-CWIP	UZ	2000000402	10/31/2012	178.04
88107000	CAP Move-CWIP	UN	2000000405	10/31/2012	(927.50)
88107000	CAP Move-CWIP	UZ	2000000414	10/31/2012	0.20
88107000	CAP Move-CWIP	UZ	2000000414	10/31/2012	0.26
88107000	CAP Move-CWIP	UZ	2000000389	10/31/2012	20.03
88107000	CAP Move-CWIP	UZ	2000000389	10/31/2012	6.75
88107000	CAP Move-CWIP	UZ	2000000389	10/31/2012	20.49
88107000	CAP Move-CWIP	UZ	2000000391	10/31/2012	270.22
88107000	CAP Move-CWIP	UZ	2000000392	10/31/2012	2.09
88107000	CAP Move-CWIP	UZ	2000000392	10/31/2012	6.43
88107000	CAP Move-CWIP	UZ	2000000399	10/31/2012	(0.20)
88107000	CAP Move-CWIP	UZ	2000000399	10/31/2012	(0.30)
88107000	CAP Move-CWIP	UZ	2000000399	10/31/2012	12.59
88107000	CAP Move-CWIP	UZ	2000000400	10/31/2012	23.40
88107000	CAP Move-CWIP	UZ	2000000400	10/31/2012	178.04
88107000	CAP Move-CWIP	UZ	2000000400	10/31/2012	3.62
88107000	CAP Move-CWIP	UZ	2000000400	10/31/2012	(1.46)
88107000	CAP Move-CWIP	UZ	2000000400	10/31/2012	28.40
88107000	CAP Move-CWIP	UZ	2000000400	10/31/2012	13.36
88107000	CAP Move-CWIP	UZ	2000000402	10/31/2012	0.15
88107000	CAP Move-CWIP	UZ	2000000402	10/31/2012	5.17
88107000	CAP Move-CWIP	UZ	2000000402	10/31/2012	72.59
88107000	CAP Move-CWIP	UZ	2000000402	10/31/2012	(0.54)
88107000	CAP Move-CWIP	UZ	2000000402	10/31/2012	16.06
88107000	CAP Move-CWIP	UN	2000000405	10/31/2012	(676.89)
88107000	CAP Move-CWIP	UN	2000000358	10/31/2012	11,090.75
88107000	CAP Move-CWIP	UN	2000000358	10/31/2012	(11,090.75)
88107000	CAP Move-CWIP	UZ	2000000370	10/31/2012	(3.81)
88107000	CAP Move-CWIP	UZ	2000000370	10/31/2012	(4.97)
88107000	CAP Move-CWIP	UN	2000000381	10/31/2012	8.78
88107000	CAP Move-CWIP	UZ	2000000389	10/31/2012	(3.64)
88107000	CAP Move-CWIP	UZ	2000000391	10/31/2012	5.46
88107000	CAP Move-CWIP	UZ	2000000391	10/31/2012	10.06
88107000	CAP Move-CWIP	UZ	2000000391	10/31/2012	(228.56)
88107000	CAP Move-CWIP	UZ	2000000391	10/31/2012	58.87
88107000	CAP Move-CWIP	UZ	2000000391	10/31/2012	0.76
88107000	CAP Move-CWIP	UN	2000000405	10/31/2012	157.05
88107000	CAP Move-CWIP	UZ	2000000414	10/31/2012	4.97
88107000	CAP Move-CWIP	UZ	2000000414	10/31/2012	3.81
88107000	CAP Move-CWIP	UN	2000000358	10/31/2012	11,233.19
88107000	CAP Move-CWIP	UN	2000000358	10/31/2012	(11,233.19)
88107000	CAP Move-CWIP	UZ	2000000370	10/31/2012	(4.16)
88107000	CAP Move-CWIP	UZ	2000000370	10/31/2012	(5.42)
88107000	CAP Move-CWIP	UN	2000000381	10/31/2012	9.58
88107000	CAP Move-CWIP	UZ	2000000389	10/31/2012	(61.89)
88107000	CAP Move-CWIP	UZ	2000000389	10/31/2012	14.10
88107000	CAP Move-CWIP	UZ	2000000389	10/31/2012	(1.14)
88107000	CAP Move-CWIP	UZ	2000000391	10/31/2012	4.17
88107000	CAP Move-CWIP	UZ	2000000391	10/31/2012	(467.10)
88107000	CAP Move-CWIP	UZ	2000000391	10/31/2012	1.85
88107000	CAP Move-CWIP	UN	2000000405	10/31/2012	510.01
88107000	CAP Move-CWIP	UZ	2000000414	10/31/2012	4.16
88107000	CAP Move-CWIP	UZ	2000000414	10/31/2012	5.42
88107000	CAP Move-CWIP	UN	2000000358	10/31/2012	(2,317.04)
88107000	CAP Move-CWIP	UN	2000000358	10/31/2012	2,317.04
88107000	CAP Move-CWIP	UZ	2000000370	10/31/2012	(1.08)
88107000	CAP Move-CWIP	UZ	2000000370	10/31/2012	(0.83)
88107000	CAP Move-CWIP	UN	2000000381	10/31/2012	1.91
88107000	CAP Move-CWIP	UZ	2000000389	10/31/2012	104.06
88107000	CAP Move-CWIP	UZ	2000000389	10/31/2012	58.86
88107000	CAP Move-CWIP	UZ	2000000389	10/31/2012	5.01
88107000	CAP Move-CWIP	UZ	2000000391	10/31/2012	5.21
88107000	CAP Move-CWIP	UZ	2000000391	10/31/2012	0.05
88107000	CAP Move-CWIP	UZ	2000000391	10/31/2012	0.83
88107000	CAP Move-CWIP	UN	2000000405	10/31/2012	(174.02)
88107000	CAP Move-CWIP	UZ	2000000414	10/31/2012	1.08

Kentucky American Water Company  
Case No. 2012-00520  
Response to PSC DR1, Item 31

Account	Description	Doc Type	Document Number	Posting Date	Amount
88107000	CAP Move-CWIP	UZ	2000000414	10/31/2012	0.83
88107000	CAP Move-CWIP	UZ	2000000389	10/31/2012	615.83
88107000	CAP Move-CWIP	UN	2000000405	10/31/2012	(615.83)
88107000	CAP Move-CWIP	UN	2000000358	10/31/2012	3,757.26
88107000	CAP Move-CWIP	UN	2000000358	10/31/2012	(3,757.26)
88107000	CAP Move-CWIP	UZ	2000000370	10/31/2012	(1.18)
88107000	CAP Move-CWIP	UZ	2000000370	10/31/2012	(1.53)
88107000	CAP Move-CWIP	UN	2000000381	10/31/2012	2.71
88107000	CAP Move-CWIP	UZ	2000000389	10/31/2012	67.61
88107000	CAP Move-CWIP	UZ	2000000389	10/31/2012	0.42
88107000	CAP Move-CWIP	UZ	2000000389	10/31/2012	1.53
88107000	CAP Move-CWIP	UZ	2000000389	10/31/2012	(7.17)
88107000	CAP Move-CWIP	UZ	2000000389	10/31/2012	2.42
88107000	CAP Move-CWIP	UZ	2000000391	10/31/2012	283.50
88107000	CAP Move-CWIP	UZ	2000000399	10/31/2012	(0.10)
88107000	CAP Move-CWIP	UZ	2000000399	10/31/2012	(0.15)
88107000	CAP Move-CWIP	UZ	2000000399	10/31/2012	1.80
88107000	CAP Move-CWIP	UZ	2000000400	10/31/2012	(0.73)
88107000	CAP Move-CWIP	UZ	2000000400	10/31/2012	8.03
88107000	CAP Move-CWIP	UZ	2000000400	10/31/2012	14.20
88107000	CAP Move-CWIP	UZ	2000000400	10/31/2012	2.59
88107000	CAP Move-CWIP	UZ	2000000400	10/31/2012	(0.27)
88107000	CAP Move-CWIP	UZ	2000000400	10/31/2012	3.22
88107000	CAP Move-CWIP	UZ	2000000402	10/31/2012	36.30
88107000	CAP Move-CWIP	UZ	2000000402	10/31/2012	6.30
88107000	CAP Move-CWIP	UZ	2000000402	10/31/2012	89.03
88107000	CAP Move-CWIP	UZ	2000000402	10/31/2012	0.08
88107000	CAP Move-CWIP	UZ	2000000402	10/31/2012	1.04
88107000	CAP Move-CWIP	UZ	2000000402	10/31/2012	11.70
88107000	CAP Move-CWIP	UZ	2000000402	10/31/2012	6.70
88107000	CAP Move-CWIP	UN	2000000405	10/31/2012	(528.05)
88107000	CAP Move-CWIP	UZ	2000000414	10/31/2012	1.53
88107000	CAP Move-CWIP	UZ	2000000414	10/31/2012	1.18
88107000	CAP Move-CWIP	UN	2000000358	10/31/2012	4,054.15
88107000	CAP Move-CWIP	UN	2000000358	10/31/2012	(4,054.15)
88107000	CAP Move-CWIP	UZ	2000000370	10/31/2012	(1.35)
88107000	CAP Move-CWIP	UZ	2000000370	10/31/2012	(1.76)
88107000	CAP Move-CWIP	UN	2000000380	10/31/2012	3.11
88107000	CAP Move-CWIP	UZ	2000000388	10/31/2012	2.42
88107000	CAP Move-CWIP	UZ	2000000389	10/31/2012	(6.56)
88107000	CAP Move-CWIP	UZ	2000000389	10/31/2012	0.42
88107000	CAP Move-CWIP	UZ	2000000389	10/31/2012	67.61
88107000	CAP Move-CWIP	UZ	2000000389	10/31/2012	1.53
88107000	CAP Move-CWIP	UZ	2000000391	10/31/2012	283.50
88107000	CAP Move-CWIP	UZ	2000000399	10/31/2012	14.20
88107000	CAP Move-CWIP	UZ	2000000399	10/31/2012	(0.10)
88107000	CAP Move-CWIP	UZ	2000000400	10/31/2012	(0.73)
88107000	CAP Move-CWIP	UZ	2000000400	10/31/2012	89.03
88107000	CAP Move-CWIP	UZ	2000000400	10/31/2012	0.08
88107000	CAP Move-CWIP	UZ	2000000400	10/31/2012	8.03
88107000	CAP Move-CWIP	UZ	2000000400	10/31/2012	3.22
88107000	CAP Move-CWIP	UZ	2000000400	10/31/2012	2.59
88107000	CAP Move-CWIP	UZ	2000000400	10/31/2012	36.30
88107000	CAP Move-CWIP	UZ	2000000402	10/31/2012	11.70
88107000	CAP Move-CWIP	UZ	2000000402	10/31/2012	1.04
88107000	CAP Move-CWIP	UZ	2000000402	10/31/2012	(0.15)
88107000	CAP Move-CWIP	UZ	2000000402	10/31/2012	6.70
88107000	CAP Move-CWIP	UN	2000000405	10/31/2012	(528.66)
88107000	CAP Move-CWIP	UZ	2000000414	10/31/2012	1.76
88107000	CAP Move-CWIP	UZ	2000000414	10/31/2012	1.35
88107000	CAP Move-CWIP	UN	2000000358	10/31/2012	3,919.70
88107000	CAP Move-CWIP	UN	2000000358	10/31/2012	(3,919.70)
88107000	CAP Move-CWIP	UZ	2000000370	10/31/2012	(1.66)
88107000	CAP Move-CWIP	UZ	2000000370	10/31/2012	(1.27)
88107000	CAP Move-CWIP	UN	2000000381	10/31/2012	2.93
88107000	CAP Move-CWIP	UZ	2000000389	10/31/2012	283.50
88107000	CAP Move-CWIP	UZ	2000000389	10/31/2012	(6.84)
88107000	CAP Move-CWIP	UZ	2000000389	10/31/2012	67.61
88107000	CAP Move-CWIP	UZ	2000000389	10/31/2012	0.42
88107000	CAP Move-CWIP	UZ	2000000389	10/31/2012	1.53
88107000	CAP Move-CWIP	UZ	2000000391	10/31/2012	2.42
88107000	CAP Move-CWIP	UZ	2000000392	10/31/2012	2.59
88107000	CAP Move-CWIP	UZ	2000000392	10/31/2012	(0.27)
88107000	CAP Move-CWIP	UZ	2000000399	10/31/2012	89.03

Kentucky American Water Company  
Case No. 2012-00520  
Response to PSC DR1, Item 31

Account	Description	Doc Type	Document Number	Posting Date	Amount
88107000	CAP Move-CWIP	UZ	2000000399	10/31/2012	36.30
88107000	CAP Move-CWIP	UZ	2000000399	10/31/2012	1.80
88107000	CAP Move-CWIP	UZ	2000000399	10/31/2012	11.70
88107000	CAP Move-CWIP	UZ	2000000400	10/31/2012	(0.10)
88107000	CAP Move-CWIP	UZ	2000000400	10/31/2012	14.20
88107000	CAP Move-CWIP	UZ	2000000400	10/31/2012	8.03
88107000	CAP Move-CWIP	UZ	2000000400	10/31/2012	6.70
88107000	CAP Move-CWIP	UZ	2000000400	10/31/2012	(0.73)
88107000	CAP Move-CWIP	UZ	2000000402	10/31/2012	6.30
88107000	CAP Move-CWIP	UZ	2000000402	10/31/2012	0.08
88107000	CAP Move-CWIP	UZ	2000000402	10/31/2012	3.22
88107000	CAP Move-CWIP	UZ	2000000402	10/31/2012	(0.15)
88107000	CAP Move-CWIP	UZ	2000000402	10/31/2012	1.04
88107000	CAP Move-CWIP	UN	2000000405	10/31/2012	(528.38)
88107000	CAP Move-CWIP	UZ	2000000414	10/31/2012	1.27
88107000	CAP Move-CWIP	UZ	2000000414	10/31/2012	1.66
88107000	CAP Move-CWIP	UN	2000000358	10/31/2012	(9,353.51)
88107000	CAP Move-CWIP	UN	2000000358	10/31/2012	9,353.51
88107000	CAP Move-CWIP	UZ	2000000370	10/31/2012	(3.10)
88107000	CAP Move-CWIP	UZ	2000000370	10/31/2012	(2.38)
88107000	CAP Move-CWIP	UN	2000000381	10/31/2012	5.48
88107000	CAP Move-CWIP	UZ	2000000389	10/31/2012	2.56
88107000	CAP Move-CWIP	UZ	2000000389	10/31/2012	6.85
88107000	CAP Move-CWIP	UZ	2000000389	10/31/2012	211.70
88107000	CAP Move-CWIP	UZ	2000000389	10/31/2012	(41.53)
88107000	CAP Move-CWIP	UZ	2000000389	10/31/2012	540.61
88107000	CAP Move-CWIP	UZ	2000000391	10/31/2012	198.23
88107000	CAP Move-CWIP	UZ	2000000391	10/31/2012	22.83
88107000	CAP Move-CWIP	UZ	2000000399	10/31/2012	72.59
88107000	CAP Move-CWIP	UZ	2000000399	10/31/2012	178.04
88107000	CAP Move-CWIP	UZ	2000000399	10/31/2012	23.40
88107000	CAP Move-CWIP	UZ	2000000400	10/31/2012	(0.20)
88107000	CAP Move-CWIP	UZ	2000000400	10/31/2012	(1.46)
88107000	CAP Move-CWIP	UZ	2000000400	10/31/2012	28.40
88107000	CAP Move-CWIP	UZ	2000000400	10/31/2012	16.06
88107000	CAP Move-CWIP	UZ	2000000400	10/31/2012	6.43
88107000	CAP Move-CWIP	UZ	2000000402	10/31/2012	3.62
88107000	CAP Move-CWIP	UZ	2000000402	10/31/2012	0.15
88107000	CAP Move-CWIP	UZ	2000000402	10/31/2012	12.59
88107000	CAP Move-CWIP	UZ	2000000402	10/31/2012	13.36
88107000	CAP Move-CWIP	UZ	2000000402	10/31/2012	(0.54)
88107000	CAP Move-CWIP	UZ	2000000402	10/31/2012	(0.30)
88107000	CAP Move-CWIP	UZ	2000000402	10/31/2012	2.09
88107000	CAP Move-CWIP	UZ	2000000402	10/31/2012	5.17
88107000	CAP Move-CWIP	UN	2000000405	10/31/2012	(1,300.65)
88107000	CAP Move-CWIP	UZ	2000000414	10/31/2012	3.10
88107000	CAP Move-CWIP	UZ	2000000414	10/31/2012	2.38
88107000	CAP Move-CWIP	UN	2000000358	10/31/2012	7,068.04
88107000	CAP Move-CWIP	UN	2000000358	10/31/2012	(7,068.04)
88107000	CAP Move-CWIP	UZ	2000000370	10/31/2012	(2.35)
88107000	CAP Move-CWIP	UZ	2000000370	10/31/2012	(3.07)
88107000	CAP Move-CWIP	UN	2000000381	10/31/2012	5.42
88107000	CAP Move-CWIP	UZ	2000000389	10/31/2012	76.34
88107000	CAP Move-CWIP	UZ	2000000389	10/31/2012	(4.48)
88107000	CAP Move-CWIP	UZ	2000000389	10/31/2012	22.80
88107000	CAP Move-CWIP	UZ	2000000391	10/31/2012	6.85
88107000	CAP Move-CWIP	UZ	2000000391	10/31/2012	195.08
88107000	CAP Move-CWIP	UZ	2000000391	10/31/2012	211.70
88107000	CAP Move-CWIP	UZ	2000000399	10/31/2012	(0.30)
88107000	CAP Move-CWIP	UZ	2000000399	10/31/2012	12.59
88107000	CAP Move-CWIP	UZ	2000000399	10/31/2012	2.09
88107000	CAP Move-CWIP	UZ	2000000400	10/31/2012	16.06
88107000	CAP Move-CWIP	UZ	2000000400	10/31/2012	23.40
88107000	CAP Move-CWIP	UZ	2000000400	10/31/2012	6.43
88107000	CAP Move-CWIP	UZ	2000000400	10/31/2012	(1.46)
88107000	CAP Move-CWIP	UZ	2000000400	10/31/2012	0.15
88107000	CAP Move-CWIP	UZ	2000000400	10/31/2012	(0.54)
88107000	CAP Move-CWIP	UZ	2000000400	10/31/2012	72.59
88107000	CAP Move-CWIP	UZ	2000000400	10/31/2012	178.04
88107000	CAP Move-CWIP	UZ	2000000400	10/31/2012	13.36
88107000	CAP Move-CWIP	UZ	2000000402	10/31/2012	(0.20)
88107000	CAP Move-CWIP	UZ	2000000402	10/31/2012	3.62
88107000	CAP Move-CWIP	UZ	2000000402	10/31/2012	28.40
88107000	CAP Move-CWIP	UZ	2000000402	10/31/2012	5.17
88107000	CAP Move-CWIP	UN	2000000405	10/31/2012	(867.69)
88107000	CAP Move-CWIP	UZ	2000000414	10/31/2012	2.35
88107000	CAP Move-CWIP	UZ	2000000414	10/31/2012	3.07

Kentucky American Water Company  
Case No. 2012-00520  
Response to PSC DR1, Item 31

Account	Description	Doc Type	Document Number	Posting Date	Amount
88107000	CAP Move-CWIP	UZ	2000000389	10/31/2012	80.49
88107000	CAP Move-CWIP	UZ	2000000389	10/31/2012	51.12
88107000	CAP Move-CWIP	UZ	2000000389	10/31/2012	165.67
88107000	CAP Move-CWIP	UZ	2000000389	10/31/2012	1,303.15
88107000	CAP Move-CWIP	UZ	2000000389	10/31/2012	(19.63)
88107000	CAP Move-CWIP	UZ	2000000391	10/31/2012	20.24
88107000	CAP Move-CWIP	UZ	2000000391	10/31/2012	697.19
88107000	CAP Move-CWIP	UZ	2000000392	10/31/2012	40.09
88107000	CAP Move-CWIP	UZ	2000000399	10/31/2012	15.51
88107000	CAP Move-CWIP	UZ	2000000399	10/31/2012	(0.60)
88107000	CAP Move-CWIP	UZ	2000000399	10/31/2012	(0.90)
88107000	CAP Move-CWIP	UZ	2000000399	10/31/2012	0.47
88107000	CAP Move-CWIP	UZ	2000000399	10/31/2012	10.84
88107000	CAP Move-CWIP	UZ	2000000399	10/31/2012	217.77
88107000	CAP Move-CWIP	UZ	2000000399	10/31/2012	6.27
88107000	CAP Move-CWIP	UZ	2000000400	10/31/2012	70.21
88107000	CAP Move-CWIP	UZ	2000000400	10/31/2012	48.17
88107000	CAP Move-CWIP	UZ	2000000402	10/31/2012	85.19
88107000	CAP Move-CWIP	UZ	2000000402	10/31/2012	37.77
88107000	CAP Move-CWIP	UZ	2000000402	10/31/2012	(4.38)
88107000	CAP Move-CWIP	UZ	2000000402	10/31/2012	19.29
88107000	CAP Move-CWIP	UZ	2000000402	10/31/2012	(1.62)
88107000	CAP Move-CWIP	UZ	2000000402	10/31/2012	534.12
88107000	CAP Move-CWIP	UN	2000000405	10/31/2012	(3,376.43)
88107000	CAP Move-CWIP	UZ	2000000388	10/31/2012	797.64
88107000	CAP Move-CWIP	UZ	2000000389	10/31/2012	31.87
88107000	CAP Move-CWIP	UZ	2000000389	10/31/2012	623.21
88107000	CAP Move-CWIP	UZ	2000000389	10/31/2012	28.74
88107000	CAP Move-CWIP	UZ	2000000389	10/31/2012	(16.74)
88107000	CAP Move-CWIP	UZ	2000000391	10/31/2012	29.78
88107000	CAP Move-CWIP	UZ	2000000399	10/31/2012	58.51
88107000	CAP Move-CWIP	UZ	2000000399	10/31/2012	445.10
88107000	CAP Move-CWIP	UZ	2000000400	10/31/2012	181.47
88107000	CAP Move-CWIP	UZ	2000000400	10/31/2012	71.00
88107000	CAP Move-CWIP	UZ	2000000400	10/31/2012	16.09
88107000	CAP Move-CWIP	UZ	2000000400	10/31/2012	31.48
88107000	CAP Move-CWIP	UZ	2000000400	10/31/2012	9.04
88107000	CAP Move-CWIP	UZ	2000000400	10/31/2012	(1.35)
88107000	CAP Move-CWIP	UZ	2000000402	10/31/2012	(0.50)
88107000	CAP Move-CWIP	UZ	2000000402	10/31/2012	33.42
88107000	CAP Move-CWIP	UZ	2000000402	10/31/2012	0.39
88107000	CAP Move-CWIP	UZ	2000000402	10/31/2012	40.14
88107000	CAP Move-CWIP	UZ	2000000402	10/31/2012	12.93
88107000	CAP Move-CWIP	UZ	2000000402	10/31/2012	(0.75)
88107000	CAP Move-CWIP	UZ	2000000402	10/31/2012	5.23
88107000	CAP Move-CWIP	UZ	2000000402	10/31/2012	(3.65)
88107000	CAP Move-CWIP	UN	2000000405	10/31/2012	(2,393.05)
88107000	CAP Move-CWIP	UZ	2000000388	10/31/2012	(3.23)
88107000	CAP Move-CWIP	UZ	2000000389	10/31/2012	(544.16)
88107000	CAP Move-CWIP	UZ	2000000389	10/31/2012	14.22
88107000	CAP Move-CWIP	UZ	2000000389	10/31/2012	11.83
88107000	CAP Move-CWIP	UZ	2000000389	10/31/2012	4.14
88107000	CAP Move-CWIP	UZ	2000000389	10/31/2012	(8.90)
88107000	CAP Move-CWIP	UZ	2000000389	10/31/2012	762.47
88107000	CAP Move-CWIP	UZ	2000000389	10/31/2012	(2.96)
88107000	CAP Move-CWIP	UZ	2000000391	10/31/2012	(13.60)
88107000	CAP Move-CWIP	UZ	2000000392	10/31/2012	217.77
88107000	CAP Move-CWIP	UZ	2000000399	10/31/2012	15.51
88107000	CAP Move-CWIP	UZ	2000000399	10/31/2012	534.12
88107000	CAP Move-CWIP	UZ	2000000399	10/31/2012	40.09
88107000	CAP Move-CWIP	UZ	2000000399	10/31/2012	(0.90)
88107000	CAP Move-CWIP	UZ	2000000399	10/31/2012	(4.38)
88107000	CAP Move-CWIP	UZ	2000000400	10/31/2012	(1.62)
88107000	CAP Move-CWIP	UZ	2000000400	10/31/2012	6.27
88107000	CAP Move-CWIP	UZ	2000000402	10/31/2012	10.84
88107000	CAP Move-CWIP	UZ	2000000402	10/31/2012	70.21
88107000	CAP Move-CWIP	UZ	2000000402	10/31/2012	37.77
88107000	CAP Move-CWIP	UZ	2000000402	10/31/2012	19.29
88107000	CAP Move-CWIP	UZ	2000000402	10/31/2012	0.47
88107000	CAP Move-CWIP	UZ	2000000402	10/31/2012	(0.60)
88107000	CAP Move-CWIP	UZ	2000000402	10/31/2012	85.19
88107000	CAP Move-CWIP	UZ	2000000402	10/31/2012	48.17
88107000	CAP Move-CWIP	UN	2000000405	10/31/2012	(1,298.01)
88107000	CAP Move-CWIP	UZ	2000000389	10/31/2012	14.38
88107000	CAP Move-CWIP	UZ	2000000389	10/31/2012	(8.90)
88107000	CAP Move-CWIP	UZ	2000000389	10/31/2012	4.31
88107000	CAP Move-CWIP	UZ	2000000389	10/31/2012	(544.16)



Kentucky American Water Company  
Case No. 2012-00520  
Response to PSC DR1, Item 31

Account	Description	Doc Type	Document Number	Posting Date	Amount
88107000	CAP Move-CWIP	UZ	2000000389	10/31/2012	(3.23)
88107000	CAP Move-CWIP	UZ	2000000389	10/31/2012	(2.95)
88107000	CAP Move-CWIP	UZ	2000000389	10/31/2012	12.31
88107000	CAP Move-CWIP	UZ	2000000391	10/31/2012	795.50
88107000	CAP Move-CWIP	UZ	2000000391	10/31/2012	(13.61)
88107000	CAP Move-CWIP	UZ	2000000399	10/31/2012	0.55
88107000	CAP Move-CWIP	UZ	2000000399	10/31/2012	(1.89)
88107000	CAP Move-CWIP	UZ	2000000399	10/31/2012	(1.05)
88107000	CAP Move-CWIP	UZ	2000000400	10/31/2012	623.14
88107000	CAP Move-CWIP	UZ	2000000400	10/31/2012	99.39
88107000	CAP Move-CWIP	UZ	2000000400	10/31/2012	(5.11)
88107000	CAP Move-CWIP	UZ	2000000400	10/31/2012	81.93
88107000	CAP Move-CWIP	UZ	2000000400	10/31/2012	7.33
88107000	CAP Move-CWIP	UZ	2000000400	10/31/2012	18.10
88107000	CAP Move-CWIP	UZ	2000000400	10/31/2012	12.65
88107000	CAP Move-CWIP	UZ	2000000400	10/31/2012	56.19
88107000	CAP Move-CWIP	UZ	2000000400	10/31/2012	44.08
88107000	CAP Move-CWIP	UZ	2000000400	10/31/2012	46.80
88107000	CAP Move-CWIP	UZ	2000000402	10/31/2012	22.51
88107000	CAP Move-CWIP	UZ	2000000402	10/31/2012	(0.71)
88107000	CAP Move-CWIP	UZ	2000000402	10/31/2012	254.06
88107000	CAP Move-CWIP	UN	2000000405	10/31/2012	(1,511.62)
88107000	CAP Move-CWIP	UZ	2000000389	10/31/2012	1,404.92
88107000	CAP Move-CWIP	UZ	2000000389	10/31/2012	7.98
88107000	CAP Move-CWIP	UZ	2000000389	10/31/2012	86.54
88107000	CAP Move-CWIP	UZ	2000000389	10/31/2012	216.76
88107000	CAP Move-CWIP	UZ	2000000389	10/31/2012	(409.07)
88107000	CAP Move-CWIP	UZ	2000000389	10/31/2012	(80.91)
88107000	CAP Move-CWIP	UZ	2000000389	10/31/2012	125.64
88107000	CAP Move-CWIP	UZ	2000000391	10/31/2012	(57.74)
88107000	CAP Move-CWIP	UZ	2000000391	10/31/2012	12,042.23
88107000	CAP Move-CWIP	UZ	2000000391	10/31/2012	(136.64)
88107000	CAP Move-CWIP	UZ	2000000391	10/31/2012	(899.92)
88107000	CAP Move-CWIP	UZ	2000000399	10/31/2012	31.03
88107000	CAP Move-CWIP	UZ	2000000399	10/31/2012	(3.25)
88107000	CAP Move-CWIP	UZ	2000000399	10/31/2012	(8.77)
88107000	CAP Move-CWIP	UZ	2000000399	10/31/2012	0.94
88107000	CAP Move-CWIP	UZ	2000000400	10/31/2012	38.58
88107000	CAP Move-CWIP	UZ	2000000400	10/31/2012	80.22
88107000	CAP Move-CWIP	UZ	2000000400	10/31/2012	12.56
88107000	CAP Move-CWIP	UZ	2000000400	10/31/2012	21.69
88107000	CAP Move-CWIP	UZ	2000000400	10/31/2012	(1.80)
88107000	CAP Move-CWIP	UZ	2000000400	10/31/2012	435.52
88107000	CAP Move-CWIP	UZ	2000000400	10/31/2012	75.54
88107000	CAP Move-CWIP	UZ	2000000402	10/31/2012	170.39
88107000	CAP Move-CWIP	UZ	2000000402	10/31/2012	96.33
88107000	CAP Move-CWIP	UZ	2000000402	10/31/2012	1,068.25
88107000	CAP Move-CWIP	UZ	2000000402	10/31/2012	140.43
88107000	CAP Move-CWIP	UZ	2000000402	10/31/2012	(1.21)
88107000	CAP Move-CWIP	UN	2000000405	10/31/2012	(14,456.24)
88107000	CAP Move-CWIP	UZ	2000000389	10/31/2012	39.12
88107000	CAP Move-CWIP	UZ	2000000389	10/31/2012	430.73
88107000	CAP Move-CWIP	UZ	2000000389	10/31/2012	(32.34)
88107000	CAP Move-CWIP	UZ	2000000389	10/31/2012	13.15
88107000	CAP Move-CWIP	UZ	2000000389	10/31/2012	(28.30)
88107000	CAP Move-CWIP	UZ	2000000389	10/31/2012	(9.65)
88107000	CAP Move-CWIP	UZ	2000000389	10/31/2012	(171.85)
88107000	CAP Move-CWIP	UZ	2000000389	10/31/2012	4,770.42
88107000	CAP Move-CWIP	UZ	2000000389	10/31/2012	50.27
88107000	CAP Move-CWIP	UZ	2000000389	10/31/2012	(310.23)
88107000	CAP Move-CWIP	UZ	2000000391	10/31/2012	(482.32)
88107000	CAP Move-CWIP	UZ	2000000399	10/31/2012	(1.08)
88107000	CAP Move-CWIP	UZ	2000000400	10/31/2012	(0.60)
88107000	CAP Move-CWIP	UZ	2000000400	10/31/2012	32.11
88107000	CAP Move-CWIP	UZ	2000000400	10/31/2012	(2.92)
88107000	CAP Move-CWIP	UZ	2000000400	10/31/2012	10.34
88107000	CAP Move-CWIP	UZ	2000000400	10/31/2012	46.81
88107000	CAP Move-CWIP	UZ	2000000400	10/31/2012	7.23
88107000	CAP Move-CWIP	UZ	2000000400	10/31/2012	12.86
88107000	CAP Move-CWIP	UZ	2000000400	10/31/2012	145.18
88107000	CAP Move-CWIP	UZ	2000000400	10/31/2012	0.31
88107000	CAP Move-CWIP	UZ	2000000400	10/31/2012	356.09
88107000	CAP Move-CWIP	UZ	2000000400	10/31/2012	4.19
88107000	CAP Move-CWIP	UZ	2000000402	10/31/2012	56.80
88107000	CAP Move-CWIP	UZ	2000000402	10/31/2012	(0.40)
88107000	CAP Move-CWIP	UZ	2000000402	10/31/2012	25.18
88107000	CAP Move-CWIP	UZ	2000000402	10/31/2012	26.73

Kentucky American Water Company  
Case No. 2012-00520  
Response to PSC DR1, Item 31

Account	Description	Doc Type	Document Number	Posting Date	Amount
88107000	CAP Move-CWIP	UN	2000000405	10/31/2012	(4,987.83)
88107000	CAP Move-CWIP	UZ	2000000388	10/31/2012	14.31
88107000	CAP Move-CWIP	UZ	2000000388	10/31/2012	46.42
88107000	CAP Move-CWIP	UZ	2000000389	10/31/2012	(41.07)
88107000	CAP Move-CWIP	UZ	2000000389	10/31/2012	(35.58)
88107000	CAP Move-CWIP	UZ	2000000389	10/31/2012	(435.12)
88107000	CAP Move-CWIP	UZ	2000000389	10/31/2012	(363.57)
88107000	CAP Move-CWIP	UZ	2000000389	10/31/2012	58.98
88107000	CAP Move-CWIP	UZ	2000000389	10/31/2012	(10.81)
88107000	CAP Move-CWIP	UZ	2000000389	10/31/2012	509.45
88107000	CAP Move-CWIP	UZ	2000000391	10/31/2012	20,157.37
88107000	CAP Move-CWIP	UZ	2000000391	10/31/2012	(388.93)
88107000	CAP Move-CWIP	UZ	2000000399	10/31/2012	7.23
88107000	CAP Move-CWIP	UZ	2000000399	10/31/2012	10.34
88107000	CAP Move-CWIP	UZ	2000000399	10/31/2012	145.18
88107000	CAP Move-CWIP	UZ	2000000400	10/31/2012	32.11
88107000	CAP Move-CWIP	UZ	2000000400	10/31/2012	(2.92)
88107000	CAP Move-CWIP	UZ	2000000400	10/31/2012	4.19
88107000	CAP Move-CWIP	UZ	2000000400	10/31/2012	(0.40)
88107000	CAP Move-CWIP	UZ	2000000400	10/31/2012	0.31
88107000	CAP Move-CWIP	UZ	2000000402	10/31/2012	25.18
88107000	CAP Move-CWIP	UZ	2000000402	10/31/2012	26.73
88107000	CAP Move-CWIP	UZ	2000000402	10/31/2012	46.81
88107000	CAP Move-CWIP	UZ	2000000402	10/31/2012	56.80
88107000	CAP Move-CWIP	UZ	2000000402	10/31/2012	(0.60)
88107000	CAP Move-CWIP	UZ	2000000402	10/31/2012	12.86
88107000	CAP Move-CWIP	UZ	2000000402	10/31/2012	(1.08)
88107000	CAP Move-CWIP	UZ	2000000402	10/31/2012	356.09
88107000	CAP Move-CWIP	UN	2000000405	10/31/2012	(20,230.28)
88107000	CAP Move-CWIP	UZ	2000000370	10/31/2012	236.66
88107000	CAP Move-CWIP	UZ	2000000370	10/31/2012	181.55
88107000	CAP Move-CWIP	UZ	2000000389	10/31/2012	(133.60)
88107000	CAP Move-CWIP	UZ	2000000389	10/31/2012	(46.51)
88107000	CAP Move-CWIP	UZ	2000000389	10/31/2012	3,509.35
88107000	CAP Move-CWIP	UZ	2000000389	10/31/2012	70.80
88107000	CAP Move-CWIP	UZ	2000000389	10/31/2012	(61.66)
88107000	CAP Move-CWIP	UZ	2000000389	10/31/2012	(3,229.38)
88107000	CAP Move-CWIP	UZ	2000000389	10/31/2012	1,067.03
88107000	CAP Move-CWIP	UZ	2000000389	10/31/2012	(666.57)
88107000	CAP Move-CWIP	UZ	2000000391	10/31/2012	(49.78)
88107000	CAP Move-CWIP	UZ	2000000391	10/31/2012	98.70
88107000	CAP Move-CWIP	UZ	2000000391	10/31/2012	80.73
88107000	CAP Move-CWIP	UZ	2000000399	10/31/2012	23.27
88107000	CAP Move-CWIP	UZ	2000000400	10/31/2012	16.26
88107000	CAP Move-CWIP	UZ	2000000400	10/31/2012	105.33
88107000	CAP Move-CWIP	UZ	2000000400	10/31/2012	72.25
88107000	CAP Move-CWIP	UZ	2000000400	10/31/2012	(0.90)
88107000	CAP Move-CWIP	UZ	2000000400	10/31/2012	(2.44)
88107000	CAP Move-CWIP	UZ	2000000400	10/31/2012	801.18
88107000	CAP Move-CWIP	UZ	2000000400	10/31/2012	56.66
88107000	CAP Move-CWIP	UZ	2000000400	10/31/2012	(6.58)
88107000	CAP Move-CWIP	UZ	2000000402	10/31/2012	127.79
88107000	CAP Move-CWIP	UZ	2000000402	10/31/2012	9.42
88107000	CAP Move-CWIP	UZ	2000000402	10/31/2012	60.17
88107000	CAP Move-CWIP	UZ	2000000402	10/31/2012	326.64
88107000	CAP Move-CWIP	UZ	2000000402	10/31/2012	(1.35)
88107000	CAP Move-CWIP	UZ	2000000402	10/31/2012	0.70
88107000	CAP Move-CWIP	UZ	2000000402	10/31/2012	28.94
88107000	CAP Move-CWIP	UZ	2000000370	10/31/2012	190.45
88107000	CAP Move-CWIP	UZ	2000000370	10/31/2012	248.26
88107000	CAP Move-CWIP	UZ	2000000389	10/31/2012	86.35
88107000	CAP Move-CWIP	UZ	2000000389	10/31/2012	(46.97)
88107000	CAP Move-CWIP	UZ	2000000389	10/31/2012	(34.30)
88107000	CAP Move-CWIP	UZ	2000000389	10/31/2012	(3,424.18)
88107000	CAP Move-CWIP	UZ	2000000389	10/31/2012	(133.43)
88107000	CAP Move-CWIP	UZ	2000000389	10/31/2012	(653.28)
88107000	CAP Move-CWIP	UZ	2000000389	10/31/2012	64.69
88107000	CAP Move-CWIP	UZ	2000000389	10/31/2012	77.52
88107000	CAP Move-CWIP	UZ	2000000391	10/31/2012	5,174.93
88107000	CAP Move-CWIP	UZ	2000000391	10/31/2012	(50.65)
88107000	CAP Move-CWIP	UZ	2000000391	10/31/2012	1,123.16
88107000	CAP Move-CWIP	UZ	2000000399	10/31/2012	117.03
88107000	CAP Move-CWIP	UZ	2000000399	10/31/2012	10.46
88107000	CAP Move-CWIP	UZ	2000000399	10/31/2012	(7.31)
88107000	CAP Move-CWIP	UZ	2000000399	10/31/2012	32.15
88107000	CAP Move-CWIP	UZ	2000000399	10/31/2012	18.07
88107000	CAP Move-CWIP	UZ	2000000399	10/31/2012	362.95

Kentucky American Water Company  
Case No. 2012-00520  
Response to PSC DR1, Item 31

Account	Description	Doc Type	Document Number	Posting Date	Amount
88107000	CAP Move-CWIP	UZ	2000000400	10/31/2012	62.95
88107000	CAP Move-CWIP	UZ	2000000400	10/31/2012	80.28
88107000	CAP Move-CWIP	UZ	2000000400	10/31/2012	0.78
88107000	CAP Move-CWIP	UZ	2000000400	10/31/2012	890.21
88107000	CAP Move-CWIP	UZ	2000000400	10/31/2012	66.84
88107000	CAP Move-CWIP	UZ	2000000400	10/31/2012	25.86
88107000	CAP Move-CWIP	UZ	2000000400	10/31/2012	(1.00)
88107000	CAP Move-CWIP	UZ	2000000402	10/31/2012	(1.50)
88107000	CAP Move-CWIP	UZ	2000000402	10/31/2012	141.99
88107000	CAP Move-CWIP	UZ	2000000402	10/31/2012	(2.71)
88107000	CAP Move-CWIP	UZ	2000000370	10/31/2012	7.63
88107000	CAP Move-CWIP	UZ	2000000370	10/31/2012	5.86
88107000	CAP Move-CWIP	UZ	2000000370	10/31/2012	7.71
88107000	CAP Move-CWIP	UZ	2000000370	10/31/2012	5.91
88107000	CAP Move-CWIP	UZ	2000000370	10/31/2012	209.19
88107000	CAP Move-CWIP	UZ	2000000370	10/31/2012	272.70
88107000	CAP Move-CWIP	UZ	2000000370	10/31/2012	272.70
88107000	CAP Move-CWIP	UZ	2000000370	10/31/2012	209.19
88108020	CAP Move-UP A/D Salv	US	2000000423	10/31/2012	(540.00)
88108020	CAP Move-UP A/D Salv	US	2000000423	10/31/2012	(1,146.62)
88257000	CAP Move-COR	UC	2000000382	10/31/2012	139.99
88257000	CAP Move-COR	UC	2000000421	10/31/2012	1,236.79
88257000	CAP Move-COR	UC	2000000421	10/31/2012	22.10
88257000	CAP Move-COR	UC	2000000410	10/31/2012	61.16
88257000	CAP Move-COR	UC	2000000421	10/31/2012	51.55
88257000	CAP Move-COR	UC	2000000421	10/31/2012	126.07
88257000	CAP Move-COR	UC	2000000421	10/31/2012	(151.21)
88257000	CAP Move-COR	UC	2000000421	10/31/2012	962.96
88257000	CAP Move-COR	UC	2000000421	10/31/2012	2,022.98
88257000	CAP Move-COR	UC	2000000421	10/31/2012	310.49
88257000	CAP Move-COR	UC	2000000421	10/31/2012	75.79
88257000	CAP Move-COR	UC	2000000421	10/31/2012	229.66
88257100	CAP Move-RWIP	UZ	2000000350	10/31/2012	80.00
88257100	CAP Move-RWIP	UZ	2000000350	10/31/2012	(40.00)
88257100	CAP Move-RWIP	UZ	2000000363	10/31/2012	(0.02)
88257100	CAP Move-RWIP	UZ	2000000363	10/31/2012	0.02
88257100	CAP Move-RWIP	UZ	2000000363	10/31/2012	(0.06)
88257100	CAP Move-RWIP	UZ	2000000368	10/31/2012	(0.12)
88257100	CAP Move-RWIP	UC	2000000382	10/31/2012	(139.99)
88257100	CAP Move-RWIP	UZ	2000000357	10/31/2012	1.18
88257100	CAP Move-RWIP	UZ	2000000357	10/31/2012	1.00
88257100	CAP Move-RWIP	UZ	2000000363	10/31/2012	0.05
88257100	CAP Move-RWIP	UZ	2000000363	10/31/2012	0.02
88257100	CAP Move-RWIP	UZ	2000000363	10/31/2012	0.01
88257100	CAP Move-RWIP	UZ	2000000368	10/31/2012	(0.01)
88257100	CAP Move-RWIP	UZ	2000000357	10/31/2012	(7.11)
88257100	CAP Move-RWIP	UZ	2000000357	10/31/2012	(677.72)
88257100	CAP Move-RWIP	UZ	2000000357	10/31/2012	(5.59)
88257100	CAP Move-RWIP	UZ	2000000363	10/31/2012	(0.33)
88257100	CAP Move-RWIP	UZ	2000000363	10/31/2012	(0.17)
88257100	CAP Move-RWIP	UZ	2000000363	10/31/2012	(0.04)
88257100	CAP Move-RWIP	UZ	2000000363	10/31/2012	0.04
88257100	CAP Move-RWIP	UZ	2000000357	10/31/2012	(4.45)
88257100	CAP Move-RWIP	UZ	2000000363	10/31/2012	0.74
88257100	CAP Move-RWIP	UZ	2000000363	10/31/2012	0.38
88257100	CAP Move-RWIP	UZ	2000000363	10/31/2012	(0.09)
88257100	CAP Move-RWIP	UZ	2000000368	10/31/2012	0.10
88257100	CAP Move-RWIP	UZ	2000000357	10/31/2012	(7.13)
88257100	CAP Move-RWIP	UZ	2000000357	10/31/2012	(2.26)
88257100	CAP Move-RWIP	UZ	2000000363	10/31/2012	0.24
88257100	CAP Move-RWIP	UZ	2000000363	10/31/2012	0.91
88257100	CAP Move-RWIP	UZ	2000000363	10/31/2012	1.77
88257100	CAP Move-RWIP	UZ	2000000363	10/31/2012	(0.23)
88257100	CAP Move-RWIP	UZ	2000000350	10/31/2012	42.67
88257100	CAP Move-RWIP	UZ	2000000357	10/31/2012	257.23
88257100	CAP Move-RWIP	UZ	2000000357	10/31/2012	(50.00)
88257100	CAP Move-RWIP	UZ	2000000363	10/31/2012	18.13
88257100	CAP Move-RWIP	UZ	2000000363	10/31/2012	2.46
88257100	CAP Move-RWIP	UZ	2000000363	10/31/2012	(2.32)
88257100	CAP Move-RWIP	UZ	2000000368	10/31/2012	9.33
88257100	CAP Move-RWIP	UZ	2000000374	10/31/2012	2,511.00
88257100	CAP Move-RWIP	UZ	2000000357	10/31/2012	21.67
88257100	CAP Move-RWIP	UZ	2000000357	10/31/2012	(16.80)
88257100	CAP Move-RWIP	UZ	2000000363	10/31/2012	0.96
88257100	CAP Move-RWIP	UZ	2000000363	10/31/2012	(1.02)
88257100	CAP Move-RWIP	UZ	2000000363	10/31/2012	(3.85)
88257100	CAP Move-RWIP	UZ	2000000368	10/31/2012	(7.49)

Kentucky American Water Company  
Case No. 2012-00520  
Response to PSC DR1, Item 31

Account	Description	Doc Type	Document Number	Posting Date	Amount
88257100	CAP Move-RWIP	UC	2000000421	10/31/2012	(1,236.79)
88257100	CAP Move-RWIP	UZ	2000000357	10/31/2012	12.16
88257100	CAP Move-RWIP	UZ	2000000363	10/31/2012	(0.75)
88257100	CAP Move-RWIP	UZ	2000000363	10/31/2012	3.02
88257100	CAP Move-RWIP	UZ	2000000368	10/31/2012	0.80
88257100	CAP Move-RWIP	UZ	2000000368	10/31/2012	5.87
88257100	CAP Move-RWIP	UZ	2000000339	10/31/2012	310.00
88257100	CAP Move-RWIP	UZ	2000000357	10/31/2012	21.67
88257100	CAP Move-RWIP	UZ	2000000374	10/31/2012	3,100.00
88257100	CAP Move-RWIP	UZ	2000000343	10/31/2012	243.27
88257100	CAP Move-RWIP	UZ	2000000357	10/31/2012	20.90
88257100	CAP Move-RWIP	UZ	2000000357	10/31/2012	3.85
88257100	CAP Move-RWIP	UZ	2000000363	10/31/2012	1.78
88257100	CAP Move-RWIP	UZ	2000000363	10/31/2012	(0.23)
88257100	CAP Move-RWIP	UZ	2000000368	10/31/2012	0.24
88257100	CAP Move-RWIP	UZ	2000000368	10/31/2012	0.91
88257100	CAP Move-RWIP	UZ	2000000343	10/31/2012	68.12
88257100	CAP Move-RWIP	UZ	2000000357	10/31/2012	4.76
88257100	CAP Move-RWIP	UZ	2000000339	10/31/2012	272.63
88257100	CAP Move-RWIP	UZ	2000000343	10/31/2012	406.03
88257100	CAP Move-RWIP	UZ	2000000346	10/31/2012	(296.75)
88257100	CAP Move-RWIP	UZ	2000000357	10/31/2012	366.55
88257100	CAP Move-RWIP	UZ	2000000357	10/31/2012	107.28
88257100	CAP Move-RWIP	UZ	2000000363	10/31/2012	(19.70)
88257100	CAP Move-RWIP	UZ	2000000363	10/31/2012	79.11
88257100	CAP Move-RWIP	UZ	2000000368	10/31/2012	153.73
88257100	CAP Move-RWIP	UZ	2000000368	10/31/2012	20.89
88257100	CAP Move-RWIP	UZ	2000000374	10/31/2012	1,829.00
88257100	CAP Move-RWIP	UZ	2000000391	10/31/2012	310.00
88257100	CAP Move-RWIP	UZ	2000000357	10/31/2012	22.10
88257100	CAP Move-RWIP	UC	2000000421	10/31/2012	(22.10)
88257100	CAP Move-RWIP	UZ	2000000357	10/31/2012	4.02
88257100	CAP Move-RWIP	UC	2000000410	10/31/2012	(61.16)
88257100	CAP Move-RWIP	UZ	2000000346	10/31/2012	0.80
88257100	CAP Move-RWIP	UZ	2000000357	10/31/2012	0.11
88257100	CAP Move-RWIP	UZ	2000000357	10/31/2012	0.45
88257100	CAP Move-RWIP	UZ	2000000363	10/31/2012	0.03
88257100	CAP Move-RWIP	UZ	2000000363	10/31/2012	(0.03)
88257100	CAP Move-RWIP	UZ	2000000368	10/31/2012	0.24
88257100	CAP Move-RWIP	UZ	2000000368	10/31/2012	0.12
88257100	CAP Move-RWIP	UZ	2000000340	10/31/2012	425.75
88257100	CAP Move-RWIP	UZ	2000000343	10/31/2012	274.33
88257100	CAP Move-RWIP	UZ	2000000346	10/31/2012	(36.69)
88257100	CAP Move-RWIP	UZ	2000000357	10/31/2012	41.13
88257100	CAP Move-RWIP	UZ	2000000357	10/31/2012	184.60
88257100	CAP Move-RWIP	UZ	2000000363	10/31/2012	20.96
88257100	CAP Move-RWIP	UZ	2000000363	10/31/2012	(5.22)
88257100	CAP Move-RWIP	UZ	2000000368	10/31/2012	40.73
88257100	CAP Move-RWIP	UZ	2000000368	10/31/2012	5.54
88257100	CAP Move-RWIP	UZ	2000000374	10/31/2012	52.00
88257100	CAP Move-RWIP	UZ	2000000357	10/31/2012	(1.74)
88257100	CAP Move-RWIP	UZ	2000000357	10/31/2012	1.74
88257100	CAP Move-RWIP	UC	2000000421	10/31/2012	(51.55)
88257100	CAP Move-RWIP	UZ	2000000357	10/31/2012	9.09
88257100	CAP Move-RWIP	UZ	2000000357	10/31/2012	2.66
88257100	CAP Move-RWIP	UZ	2000000363	10/31/2012	0.15
88257100	CAP Move-RWIP	UZ	2000000363	10/31/2012	1.12
88257100	CAP Move-RWIP	UZ	2000000363	10/31/2012	(0.14)
88257100	CAP Move-RWIP	UZ	2000000368	10/31/2012	0.57
88257100	CAP Move-RWIP	UC	2000000421	10/31/2012	(126.07)
88257100	CAP Move-RWIP	UZ	2000000357	10/31/2012	0.68
88257100	CAP Move-RWIP	UZ	2000000363	10/31/2012	0.16
88257100	CAP Move-RWIP	UZ	2000000363	10/31/2012	(0.04)
88257100	CAP Move-RWIP	UZ	2000000363	10/31/2012	0.32
88257100	CAP Move-RWIP	UZ	2000000363	10/31/2012	0.04
88257100	CAP Move-RWIP	UC	2000000421	10/31/2012	151.21
88257100	CAP Move-RWIP	US	2000000423	10/31/2012	540.00
88257100	CAP Move-RWIP	UZ	2000000407	10/31/2012	1,234.35
88257100	CAP Move-RWIP	UZ	2000000407	10/31/2012	1,590.16
88257100	CAP Move-RWIP	UZ	2000000339	10/31/2012	3,773.25
88257100	CAP Move-RWIP	UZ	2000000339	10/31/2012	7,088.13
88257100	CAP Move-RWIP	UZ	2000000343	10/31/2012	14,882.40
88257100	CAP Move-RWIP	UZ	2000000357	10/31/2012	431.71
88257100	CAP Move-RWIP	UZ	2000000357	10/31/2012	1,799.49
88257100	CAP Move-RWIP	UZ	2000000363	10/31/2012	97.69
88257100	CAP Move-RWIP	UZ	2000000363	10/31/2012	13.28
88257100	CAP Move-RWIP	UZ	2000000363	10/31/2012	50.27

Kentucky American Water Company  
Case No. 2012-00520  
Response to PSC DR1, Item 31

Account	Description	Doc Type	Document Number	Posting Date	Amount
88257100	CAP Move-RWIP	UZ	2000000363	10/31/2012	(12.52)
88257100	CAP Move-RWIP	UZ	2000000407	10/31/2012	21,703.50
88257100	CAP Move-RWIP	UZ	2000000407	10/31/2012	689.91
88257100	CAP Move-RWIP	UZ	2000000407	10/31/2012	18,438.62
88257100	CAP Move-RWIP	UZ	2000000339	10/31/2012	22.36
88257100	CAP Move-RWIP	UZ	2000000339	10/31/2012	8.39
88257100	CAP Move-RWIP	UZ	2000000357	10/31/2012	8.25
88257100	CAP Move-RWIP	UC	2000000421	10/31/2012	(962.96)
88257100	CAP Move-RWIP	US	2000000423	10/31/2012	1,146.62
88257100	CAP Move-RWIP	UZ	2000000357	10/31/2012	(1.90)
88257100	CAP Move-RWIP	UZ	2000000363	10/31/2012	(3.82)
88257100	CAP Move-RWIP	UZ	2000000363	10/31/2012	(0.52)
88257100	CAP Move-RWIP	UZ	2000000363	10/31/2012	(1.96)
88257100	CAP Move-RWIP	UZ	2000000368	10/31/2012	0.49
88257100	CAP Move-RWIP	UC	2000000421	10/31/2012	(2,022.98)
88257100	CAP Move-RWIP	UZ	2000000357	10/31/2012	13.71
88257100	CAP Move-RWIP	UZ	2000000363	10/31/2012	2.18
88257100	CAP Move-RWIP	UZ	2000000363	10/31/2012	0.58
88257100	CAP Move-RWIP	UZ	2000000363	10/31/2012	(0.54)
88257100	CAP Move-RWIP	UZ	2000000368	10/31/2012	4.23
88257100	CAP Move-RWIP	UC	2000000421	10/31/2012	(310.49)
88257100	CAP Move-RWIP	UZ	2000000346	10/31/2012	35.89
88257100	CAP Move-RWIP	UZ	2000000357	10/31/2012	3.40
88257100	CAP Move-RWIP	UZ	2000000357	10/31/2012	0.03
88257100	CAP Move-RWIP	UZ	2000000357	10/31/2012	(59.42)
88257100	CAP Move-RWIP	UZ	2000000357	10/31/2012	59.42
88257100	CAP Move-RWIP	UZ	2000000346	10/31/2012	1,000.00
88257100	CAP Move-RWIP	UZ	2000000346	10/31/2012	(500.00)
88257100	CAP Move-RWIP	UZ	2000000346	10/31/2012	(500.00)
88257100	CAP Move-RWIP	UZ	2000000374	10/31/2012	30,000.00
88257100	CAP Move-RWIP	UZ	2000000374	10/31/2012	30,000.00
88257100	CAP Move-RWIP	UZ	2000000357	10/31/2012	(2,596.52)
88257100	CAP Move-RWIP	UZ	2000000407	10/31/2012	8,379.00
88257100	CAP Move-RWIP	UZ	2000000357	10/31/2012	2,994.27
88257100	CAP Move-RWIP	UZ	2000000374	10/31/2012	78,000.00
88257100	CAP Move-RWIP	UZ	2000000374	10/31/2012	78,677.17
88257100	CAP Move-RWIP	UZ	2000000350	10/31/2012	2,133.77
88257100	CAP Move-RWIP	UZ	2000000357	10/31/2012	149.15
88257100	CAP Move-RWIP	UZ	2000000357	10/31/2012	(2.92)
88257100	CAP Move-RWIP	UZ	2000000357	10/31/2012	175.60
88257100	CAP Move-RWIP	UZ	2000000343	10/31/2012	5,402.32
88257100	CAP Move-RWIP	UZ	2000000357	10/31/2012	377.62
88257100	CAP Move-RWIP	UZ	2000000350	10/31/2012	1,034.27
88257100	CAP Move-RWIP	UZ	2000000357	10/31/2012	72.30
88257100	CAP Move-RWIP	UZ	2000000407	10/31/2012	1,499.40
88257100	CAP Move-RWIP	UZ	2000000357	10/31/2012	(6.64)
88257100	CAP Move-RWIP	UZ	2000000357	10/31/2012	(2.98)
88257100	CAP Move-RWIP	UZ	2000000363	10/31/2012	0.88
88257100	CAP Move-RWIP	UZ	2000000363	10/31/2012	0.23
88257100	CAP Move-RWIP	UZ	2000000363	10/31/2012	1.72
88257100	CAP Move-RWIP	UZ	2000000363	10/31/2012	(0.22)
88257100	CAP Move-RWIP	UZ	2000000357	10/31/2012	(33.21)
88257100	CAP Move-RWIP	UZ	2000000363	10/31/2012	(15.03)
88257100	CAP Move-RWIP	UZ	2000000363	10/31/2012	1.93
88257100	CAP Move-RWIP	UZ	2000000363	10/31/2012	(7.74)
88257100	CAP Move-RWIP	UZ	2000000363	10/31/2012	(2.04)
88257100	CAP Move-RWIP	UZ	2000000357	10/31/2012	4.95
88257100	CAP Move-RWIP	UC	2000000421	10/31/2012	(75.79)
88257100	CAP Move-RWIP	UZ	2000000357	10/31/2012	3.39
88257100	CAP Move-RWIP	UZ	2000000363	10/31/2012	1.11
88257100	CAP Move-RWIP	UZ	2000000363	10/31/2012	0.15
88257100	CAP Move-RWIP	UZ	2000000363	10/31/2012	(0.14)
88257100	CAP Move-RWIP	UZ	2000000368	10/31/2012	0.57
88257100	CAP Move-RWIP	UZ	2000000350	10/31/2012	774.97
88257100	CAP Move-RWIP	UZ	2000000357	10/31/2012	54.17
88257100	CAP Move-RWIP	UZ	2000000357	10/31/2012	14.40
88257100	CAP Move-RWIP	UZ	2000000363	10/31/2012	6.11
88257100	CAP Move-RWIP	UZ	2000000363	10/31/2012	3.15
88257100	CAP Move-RWIP	UZ	2000000363	10/31/2012	0.83
88257100	CAP Move-RWIP	UZ	2000000363	10/31/2012	(0.78)
88257100	CAP Move-RWIP	UC	2000000421	10/31/2012	(229.66)
88257100	CAP Move-RWIP	UZ	2000000357	10/31/2012	8.68
88257100	CAP Move-RWIP	UZ	2000000350	10/31/2012	1,525.05
88257100	CAP Move-RWIP	UZ	2000000357	10/31/2012	106.60
88271100	CAP Move-CIAC NT	UN	2000000358	10/31/2012	(5,719.00)
88271100	CAP Move-CIAC NT	UN	2000000358	10/31/2012	(6,536.00)
88271170	CAP Move-CIAC NT WIP	UZ	2000000350	10/31/2012	(16,358.00)

Kentucky American Water Company  
Case No. 2012-00520  
Response to PSC DR1, Item 31

Account	Description	Doc Type	Document Number	Posting Date	Amount
88271170	CAP Move-CIAC NT WIP	UZ	2000000357	10/31/2012	(5,719.00)
88271170	CAP Move-CIAC NT WIP	UN	2000000358	10/31/2012	6,536.00
88271170	CAP Move-CIAC NT WIP	UN	2000000358	10/31/2012	5,719.00
88271200	CAP Move-CIAC Tax	UN	2000000358	10/31/2012	(1,569.00)
88271270	CAP Move-CIAC Tx WIP	UN	2000000358	10/31/2012	1,569.00
88900000	CAP Move-Settlement	UZ	2000000350	10/31/2012	(46,517.00)
88900000	CAP Move-Settlement	UZ	2000000357	10/31/2012	(30.60)
88900000	CAP Move-Settlement	UZ	2000000357	10/31/2012	(3,502.76)
88900000	CAP Move-Settlement	UZ	2000000350	10/31/2012	(7,634.00)
88900000	CAP Move-Settlement	UZ	2000000357	10/31/2012	(533.62)
88900000	CAP Move-Settlement	UZ	2000000363	10/31/2012	(4.21)
88900000	CAP Move-Settlement	UZ	2000000363	10/31/2012	(15.94)
88900000	CAP Move-Settlement	UZ	2000000363	10/31/2012	3.97
88900000	CAP Move-Settlement	UZ	2000000368	10/31/2012	(30.99)
88900000	CAP Move-Settlement	UZ	2000000357	10/31/2012	(34.95)
88900000	CAP Move-Settlement	UZ	2000000359	10/31/2012	385.38
88900000	CAP Move-Settlement	UZ	2000000357	10/31/2012	(283.13)
88900000	CAP Move-Settlement	UZ	2000000363	10/31/2012	16.38
88900000	CAP Move-Settlement	UZ	2000000363	10/31/2012	(65.76)
88900000	CAP Move-Settlement	UZ	2000000363	10/31/2012	(127.80)
88900000	CAP Move-Settlement	UZ	2000000363	10/31/2012	(17.37)
88900000	CAP Move-Settlement	UZ	2000000357	10/31/2012	3,788.58
88900000	CAP Move-Settlement	UZ	2000000357	10/31/2012	180.67
88900000	CAP Move-Settlement	UZ	2000000362	10/31/2012	(3,904.61)
88900000	CAP Move-Settlement	UZ	2000000363	10/31/2012	6.64
88900000	CAP Move-Settlement	UZ	2000000363	10/31/2012	25.12
88900000	CAP Move-Settlement	UZ	2000000363	10/31/2012	48.83
88900000	CAP Move-Settlement	UZ	2000000368	10/31/2012	(6.25)
88900000	CAP Move-Settlement	UZ	2000000357	10/31/2012	(18.24)
88900000	CAP Move-Settlement	UZ	2000000357	10/31/2012	(207.78)
88900000	CAP Move-Settlement	UZ	2000000363	10/31/2012	(47.40)
88900000	CAP Move-Settlement	UZ	2000000363	10/31/2012	11.80
88900000	CAP Move-Settlement	UZ	2000000363	10/31/2012	(12.52)
88900000	CAP Move-Settlement	UZ	2000000368	10/31/2012	(92.11)
88900000	CAP Move-Settlement	UZ	2000000407	10/31/2012	(17,380.00)
88900000	CAP Move-Settlement	UZ	2000000357	10/31/2012	(476.85)
88900000	CAP Move-Settlement	UZ	2000000363	10/31/2012	(110.16)
88900000	CAP Move-Settlement	UZ	2000000363	10/31/2012	(214.08)
88900000	CAP Move-Settlement	UZ	2000000363	10/31/2012	27.44
88900000	CAP Move-Settlement	UZ	2000000368	10/31/2012	(29.10)
88900000	CAP Move-Settlement	UZ	2000000357	10/31/2012	176.28
88900000	CAP Move-Settlement	UZ	2000000363	10/31/2012	(10.33)
88900000	CAP Move-Settlement	UZ	2000000363	10/31/2012	80.58
88900000	CAP Move-Settlement	UZ	2000000363	10/31/2012	41.46
88900000	CAP Move-Settlement	UZ	2000000368	10/31/2012	10.95
88900000	CAP Move-Settlement	UZ	2000000357	10/31/2012	62.86
88900000	CAP Move-Settlement	UZ	2000000363	10/31/2012	(3.56)
88900000	CAP Move-Settlement	UZ	2000000363	10/31/2012	14.27
88900000	CAP Move-Settlement	UZ	2000000368	10/31/2012	3.77
88900000	CAP Move-Settlement	UZ	2000000368	10/31/2012	27.74
88900000	CAP Move-Settlement	UZ	2000000357	10/31/2012	(27.08)
88900000	CAP Move-Settlement	UZ	2000000357	10/31/2012	42.48
88900000	CAP Move-Settlement	UZ	2000000362	10/31/2012	(27.08)
88900000	CAP Move-Settlement	UZ	2000000363	10/31/2012	11.05
88900000	CAP Move-Settlement	UZ	2000000363	10/31/2012	21.47
88900000	CAP Move-Settlement	UZ	2000000363	10/31/2012	(2.75)
88900000	CAP Move-Settlement	UZ	2000000363	10/31/2012	2.92
88900000	CAP Move-Settlement	UZ	2000000350	10/31/2012	(8,000.00)
88900000	CAP Move-Settlement	UZ	2000000350	10/31/2012	4,000.00
88900000	CAP Move-Settlement	UZ	2000000357	10/31/2012	(276.80)
88900000	CAP Move-Settlement	UZ	2000000357	10/31/2012	24.02
88900000	CAP Move-Settlement	UZ	2000000363	10/31/2012	11.68
88900000	CAP Move-Settlement	UZ	2000000368	10/31/2012	(1.50)
88900000	CAP Move-Settlement	UZ	2000000368	10/31/2012	6.01
88900000	CAP Move-Settlement	UZ	2000000368	10/31/2012	1.58
88900000	CAP Move-Settlement	UZ	2000000350	10/31/2012	(10,200.00)
88900000	CAP Move-Settlement	UZ	2000000350	10/31/2012	16,358.00
88900000	CAP Move-Settlement	UZ	2000000357	10/31/2012	(113.47)
88900000	CAP Move-Settlement	UZ	2000000357	10/31/2012	(712.98)
88900000	CAP Move-Settlement	UZ	2000000363	10/31/2012	(0.52)
88900000	CAP Move-Settlement	UZ	2000000363	10/31/2012	(1.99)
88900000	CAP Move-Settlement	UZ	2000000368	10/31/2012	0.49
88900000	CAP Move-Settlement	UZ	2000000368	10/31/2012	(3.88)
88900000	CAP Move-Settlement	UZ	2000000343	10/31/2012	(13,833.62)
88900000	CAP Move-Settlement	UZ	2000000357	10/31/2012	(966.97)
88900000	CAP Move-Settlement	UZ	2000000357	10/31/2012	(50.67)
88900000	CAP Move-Settlement	UZ	2000000389	10/31/2012	(24,360.40)

Kentucky American Water Company  
Case No. 2012-00520  
Response to PSC DR1, Item 31

Account	Description	Doc Type	Document Number	Posting Date	Amount
88900000	CAP Move-Settlement	UZ	200000340	10/31/2012	(60,354.00)
88900000	CAP Move-Settlement	UZ	200000357	10/31/2012	(4,218.74)
88900000	CAP Move-Settlement	UZ	200000357	10/31/2012	(3,526.97)
88900000	CAP Move-Settlement	UZ	200000339	10/31/2012	(15,906.55)
88900000	CAP Move-Settlement	UZ	200000357	10/31/2012	(1,111.87)
88900000	CAP Move-Settlement	UZ	200000357	10/31/2012	(770.56)
88900000	CAP Move-Settlement	UZ	200000357	10/31/2012	664.05
88900000	CAP Move-Settlement	UZ	200000362	10/31/2012	(664.05)
88900000	CAP Move-Settlement	UZ	200000339	10/31/2012	(68,752.86)
88900000	CAP Move-Settlement	UZ	200000350	10/31/2012	(506.19)
88900000	CAP Move-Settlement	UZ	200000357	10/31/2012	21.64
88900000	CAP Move-Settlement	UZ	200000357	10/31/2012	(4,841.20)
88900000	CAP Move-Settlement	UZ	200000363	10/31/2012	(3.17)
88900000	CAP Move-Settlement	UZ	200000363	10/31/2012	24.81
88900000	CAP Move-Settlement	UZ	200000363	10/31/2012	3.38
88900000	CAP Move-Settlement	UZ	200000368	10/31/2012	12.77
88900000	CAP Move-Settlement	UZ	200000339	10/31/2012	(13,491.72)
88900000	CAP Move-Settlement	UZ	200000350	10/31/2012	(1,353.42)
88900000	CAP Move-Settlement	UZ	200000357	10/31/2012	(1,037.67)
88900000	CAP Move-Settlement	UZ	200000357	10/31/2012	8,535.11
88900000	CAP Move-Settlement	UZ	200000362	10/31/2012	(8,514.26)
88900000	CAP Move-Settlement	UZ	200000363	10/31/2012	4.89
88900000	CAP Move-Settlement	UZ	200000363	10/31/2012	1.30
88900000	CAP Move-Settlement	UZ	200000368	10/31/2012	9.51
88900000	CAP Move-Settlement	UZ	200000368	10/31/2012	(1.22)
88900000	CAP Move-Settlement	UZ	200000407	10/31/2012	(117,961.85)
88900000	CAP Move-Settlement	UZ	200000357	10/31/2012	(24,465.00)
88900000	CAP Move-Settlement	UZ	200000357	10/31/2012	23,669.53
88900000	CAP Move-Settlement	UZ	200000362	10/31/2012	(23,669.53)
88900000	CAP Move-Settlement	UZ	200000370	10/31/2012	(2,114.38)
88900000	CAP Move-Settlement	UZ	200000370	10/31/2012	(1,621.99)
88900000	CAP Move-Settlement	UZ	200000357	10/31/2012	(58.38)
88900000	CAP Move-Settlement	UZ	200000357	10/31/2012	3,145.50
88900000	CAP Move-Settlement	UZ	200000362	10/31/2012	(3,145.50)
88900000	CAP Move-Settlement	UZ	200000363	10/31/2012	3.47
88900000	CAP Move-Settlement	UZ	200000363	10/31/2012	(13.95)
88900000	CAP Move-Settlement	UZ	200000363	10/31/2012	(27.11)
88900000	CAP Move-Settlement	UZ	200000368	10/31/2012	(3.69)
88900000	CAP Move-Settlement	UZ	200000370	10/31/2012	(268.77)
88900000	CAP Move-Settlement	UZ	200000370	10/31/2012	(206.18)
88900000	CAP Move-Settlement	UZ	200000389	10/31/2012	(884.63)
88900000	CAP Move-Settlement	UZ	200000389	10/31/2012	(16,562.43)
88900000	CAP Move-Settlement	UZ	200000389	10/31/2012	(1,504.46)
88900000	CAP Move-Settlement	UZ	200000391	10/31/2012	(1,015.00)
88900000	CAP Move-Settlement	UZ	200000399	10/31/2012	(88.63)
88900000	CAP Move-Settlement	UZ	200000399	10/31/2012	(47.75)
88900000	CAP Move-Settlement	UZ	200000399	10/31/2012	160.97
88900000	CAP Move-Settlement	UZ	200000399	10/31/2012	(105.30)
88900000	CAP Move-Settlement	UZ	200000400	10/31/2012	(2,954.53)
88900000	CAP Move-Settlement	UZ	200000400	10/31/2012	(925.46)
88900000	CAP Move-Settlement	UZ	200000400	10/31/2012	(697.39)
88900000	CAP Move-Settlement	UZ	200000400	10/31/2012	4.36
88900000	CAP Move-Settlement	UZ	200000400	10/31/2012	(975.28)
88900000	CAP Move-Settlement	UZ	200000400	10/31/2012	1.42
88900000	CAP Move-Settlement	UZ	200000400	10/31/2012	(261.82)
88900000	CAP Move-Settlement	UZ	200000402	10/31/2012	(1,063.49)
88900000	CAP Move-Settlement	UZ	200000402	10/31/2012	(1,328.13)
88900000	CAP Move-Settlement	UZ	200000402	10/31/2012	(2,103.32)
88900000	CAP Move-Settlement	UZ	200000402	10/31/2012	(206.72)
88900000	CAP Move-Settlement	UZ	200000343	10/31/2012	2,279.09
88900000	CAP Move-Settlement	UZ	200000357	10/31/2012	3,233.53
88900000	CAP Move-Settlement	UZ	200000357	10/31/2012	(2,733.07)
88900000	CAP Move-Settlement	UZ	200000362	10/31/2012	(3,233.53)
88900000	CAP Move-Settlement	UZ	200000363	10/31/2012	(6.28)
88900000	CAP Move-Settlement	UZ	200000363	10/31/2012	(23.76)
88900000	CAP Move-Settlement	UZ	200000363	10/31/2012	(46.19)
88900000	CAP Move-Settlement	UZ	200000363	10/31/2012	1.97
88900000	CAP Move-Settlement	UZ	200000363	10/31/2012	14.48
88900000	CAP Move-Settlement	UZ	200000363	10/31/2012	5.91
88900000	CAP Move-Settlement	UZ	200000363	10/31/2012	7.45
88900000	CAP Move-Settlement	UZ	200000368	10/31/2012	(1.86)
88900000	CAP Move-Settlement	UZ	200000370	10/31/2012	(1,425.26)
88900000	CAP Move-Settlement	UZ	200000370	10/31/2012	(1,857.92)
88900000	CAP Move-Settlement	UZ	200000407	10/31/2012	(978.50)
88900000	CAP Move-Settlement	UZ	200000374	10/31/2012	(27,464.30)
88900000	CAP Move-Settlement	UZ	200000348	10/31/2012	(6,980.13)
88900000	CAP Move-Settlement	UZ	200000357	10/31/2012	(487.91)

Kentucky American Water Company  
Case No. 2012-00520  
Response to PSC DR1, Item 31

Account	Description	Doc Type	Document Number	Posting Date	Amount
88900000	CAP Move-Settlement	UZ	200000340	10/31/2012	(23,911.44)
88900000	CAP Move-Settlement	UZ	200000348	10/31/2012	(2,340.36)
88900000	CAP Move-Settlement	UZ	200000357	10/31/2012	(13,534.87)
88900000	CAP Move-Settlement	UZ	200000370	10/31/2012	(2,156.20)
88900000	CAP Move-Settlement	UZ	200000370	10/31/2012	(1,654.07)
88900000	CAP Move-Settlement	UZ	200000374	10/31/2012	(27,464.30)
88900000	CAP Move-Settlement	UZ	200000407	10/31/2012	(2,948,547.00)
88900000	CAP Move-Settlement	UZ	200000370	10/31/2012	(37.15)
88900000	CAP Move-Settlement	UZ	200000370	10/31/2012	(28.50)
88900000	CAP Move-Settlement	UZ	200000357	10/31/2012	(98.91)
88900000	CAP Move-Settlement	UZ	200000357	10/31/2012	(1.18)
88900000	CAP Move-Settlement	UZ	200000357	10/31/2012	(116.55)
88900000	CAP Move-Settlement	UZ	200000357	10/31/2012	(1.00)
88900000	CAP Move-Settlement	UZ	200000362	10/31/2012	(117.73)
88900000	CAP Move-Settlement	UZ	200000363	10/31/2012	(4.73)
88900000	CAP Move-Settlement	UZ	200000363	10/31/2012	0.61
88900000	CAP Move-Settlement	UZ	200000363	10/31/2012	(2.43)
88900000	CAP Move-Settlement	UZ	200000368	10/31/2012	(0.64)
88900000	CAP Move-Settlement	UZ	200000357	10/31/2012	704.04
88900000	CAP Move-Settlement	UZ	200000357	10/31/2012	7.11
88900000	CAP Move-Settlement	UZ	200000362	10/31/2012	(711.15)
88900000	CAP Move-Settlement	UZ	200000370	10/31/2012	(36.85)
88900000	CAP Move-Settlement	UZ	200000370	10/31/2012	(28.27)
88900000	CAP Move-Settlement	UZ	200000357	10/31/2012	35.67
88900000	CAP Move-Settlement	UZ	200000357	10/31/2012	677.72
88900000	CAP Move-Settlement	UZ	200000362	10/31/2012	(713.39)
88900000	CAP Move-Settlement	UZ	200000370	10/31/2012	(3.03)
88900000	CAP Move-Settlement	UZ	200000370	10/31/2012	(3.95)
88900000	CAP Move-Settlement	UZ	200000357	10/31/2012	5.59
88900000	CAP Move-Settlement	UZ	200000357	10/31/2012	553.48
88900000	CAP Move-Settlement	UZ	200000362	10/31/2012	(488.42)
88900000	CAP Move-Settlement	UZ	200000363	10/31/2012	(4.23)
88900000	CAP Move-Settlement	UZ	200000363	10/31/2012	33.05
88900000	CAP Move-Settlement	UZ	200000363	10/31/2012	4.49
88900000	CAP Move-Settlement	UZ	200000363	10/31/2012	17.01
88900000	CAP Move-Settlement	UZ	200000370	10/31/2012	(23.20)
88900000	CAP Move-Settlement	UZ	200000370	10/31/2012	(30.24)
88900000	CAP Move-Settlement	UZ	200000357	10/31/2012	4.45
88900000	CAP Move-Settlement	UZ	200000357	10/31/2012	440.40
88900000	CAP Move-Settlement	UZ	200000362	10/31/2012	(600.89)
88900000	CAP Move-Settlement	UZ	200000368	10/31/2012	(9.99)
88900000	CAP Move-Settlement	UZ	200000368	10/31/2012	9.43
88900000	CAP Move-Settlement	UZ	200000368	10/31/2012	(37.84)
88900000	CAP Move-Settlement	UZ	200000368	10/31/2012	(73.54)
88900000	CAP Move-Settlement	UZ	200000370	10/31/2012	(33.01)
88900000	CAP Move-Settlement	UZ	200000370	10/31/2012	(25.32)
88900000	CAP Move-Settlement	UZ	200000357	10/31/2012	7.13
88900000	CAP Move-Settlement	UZ	200000357	10/31/2012	706.25
88900000	CAP Move-Settlement	UZ	200000362	10/31/2012	(713.39)
88900000	CAP Move-Settlement	UZ	200000370	10/31/2012	(18.60)
88900000	CAP Move-Settlement	UZ	200000370	10/31/2012	(14.27)
88900000	CAP Move-Settlement	UZ	200000357	10/31/2012	223.47
88900000	CAP Move-Settlement	UZ	200000357	10/31/2012	2.26
88900000	CAP Move-Settlement	UZ	200000362	10/31/2012	(600.89)
88900000	CAP Move-Settlement	UZ	200000363	10/31/2012	(90.99)
88900000	CAP Move-Settlement	UZ	200000363	10/31/2012	(176.82)
88900000	CAP Move-Settlement	UZ	200000363	10/31/2012	22.66
88900000	CAP Move-Settlement	UZ	200000363	10/31/2012	(24.03)
88900000	CAP Move-Settlement	UZ	200000370	10/31/2012	(26.68)
88900000	CAP Move-Settlement	UZ	200000370	10/31/2012	(34.78)
88900000	CAP Move-Settlement	UZ	200000350	10/31/2012	(30,853.75)
88900000	CAP Move-Settlement	UZ	200000357	10/31/2012	(2,192.08)
88900000	CAP Move-Settlement	UZ	200000357	10/31/2012	(135.27)
88900000	CAP Move-Settlement	UZ	200000357	10/31/2012	(614.09)
88900000	CAP Move-Settlement	UZ	200000357	10/31/2012	(243.60)
88900000	CAP Move-Settlement	UZ	200000374	10/31/2012	(25,000.00)
88900000	CAP Move-Settlement	UZ	200000357	10/31/2012	15.01
88900000	CAP Move-Settlement	UZ	200000363	10/31/2012	3.34
88900000	CAP Move-Settlement	UZ	200000363	10/31/2012	6.48
88900000	CAP Move-Settlement	UZ	200000363	10/31/2012	(0.83)
88900000	CAP Move-Settlement	UZ	200000363	10/31/2012	0.88
88900000	CAP Move-Settlement	UZ	200000357	10/31/2012	(68.69)
88900000	CAP Move-Settlement	UZ	200000363	10/31/2012	(1.19)
88900000	CAP Move-Settlement	UZ	200000363	10/31/2012	1.12
88900000	CAP Move-Settlement	UZ	200000363	10/31/2012	(8.72)
88900000	CAP Move-Settlement	UZ	200000368	10/31/2012	(4.49)
88900000	CAP Move-Settlement	UZ	200000357	10/31/2012	(452.05)



Kentucky American Water Company  
Case No. 2012-00520  
Response to PSC DR1, Item 31

Account	Description	Doc Type	Document Number	Posting Date	Amount
88900000	CAP Move-Settlement	UZ	200000357	10/31/2012	153.81
88900000	CAP Move-Settlement	UZ	200000362	10/31/2012	(382.15)
88900000	CAP Move-Settlement	UZ	200000363	10/31/2012	4.14
88900000	CAP Move-Settlement	UZ	200000363	10/31/2012	15.66
88900000	CAP Move-Settlement	UZ	200000363	10/31/2012	(3.90)
88900000	CAP Move-Settlement	UZ	200000363	10/31/2012	30.45
88900000	CAP Move-Settlement	UZ	200000374	10/31/2012	(1,057.00)
88900000	CAP Move-Settlement	UZ	200000357	10/31/2012	(85.07)
88900000	CAP Move-Settlement	UZ	200000357	10/31/2012	(89.33)
88900000	CAP Move-Settlement	UZ	200000362	10/31/2012	(19.43)
88900000	CAP Move-Settlement	UZ	200000357	10/31/2012	(0.32)
88900000	CAP Move-Settlement	UZ	200000357	10/31/2012	(404.26)
88900000	CAP Move-Settlement	UZ	200000363	10/31/2012	(17.31)
88900000	CAP Move-Settlement	UZ	200000363	10/31/2012	(127.34)
88900000	CAP Move-Settlement	UZ	200000368	10/31/2012	16.32
88900000	CAP Move-Settlement	UZ	200000368	10/31/2012	(65.52)
88900000	CAP Move-Settlement	UZ	200000357	10/31/2012	197.04
88900000	CAP Move-Settlement	UZ	200000363	10/31/2012	(10.94)
88900000	CAP Move-Settlement	UZ	200000363	10/31/2012	11.61
88900000	CAP Move-Settlement	UZ	200000363	10/31/2012	85.39
88900000	CAP Move-Settlement	UZ	200000368	10/31/2012	43.94
88900000	CAP Move-Settlement	UZ	200000357	10/31/2012	(85.91)
88900000	CAP Move-Settlement	UZ	200000357	10/31/2012	(7.30)
88900000	CAP Move-Settlement	UZ	200000362	10/31/2012	(85.91)
88900000	CAP Move-Settlement	UZ	200000407	10/31/2012	(11,443.00)
88900000	CAP Move-Settlement	UZ	200000370	10/31/2012	(30.34)
88900000	CAP Move-Settlement	UZ	200000370	10/31/2012	(39.55)
88900000	CAP Move-Settlement	UZ	200000357	10/31/2012	(147.72)
88900000	CAP Move-Settlement	UZ	200000363	10/31/2012	(9.08)
88900000	CAP Move-Settlement	UZ	200000363	10/31/2012	(66.75)
88900000	CAP Move-Settlement	UZ	200000363	10/31/2012	8.56
88900000	CAP Move-Settlement	UZ	200000368	10/31/2012	(34.35)
88900000	CAP Move-Settlement	UZ	200000350	10/31/2012	(137.64)
88900000	CAP Move-Settlement	UZ	200000357	10/31/2012	111.29
88900000	CAP Move-Settlement	UZ	200000357	10/31/2012	(572.54)
88900000	CAP Move-Settlement	UZ	200000357	10/31/2012	(257.23)
88900000	CAP Move-Settlement	UZ	200000357	10/31/2012	50.00
88900000	CAP Move-Settlement	UZ	200000362	10/31/2012	(759.87)
88900000	CAP Move-Settlement	UZ	200000363	10/31/2012	(30.09)
88900000	CAP Move-Settlement	UZ	200000363	10/31/2012	(58.47)
88900000	CAP Move-Settlement	UZ	200000363	10/31/2012	(7.95)
88900000	CAP Move-Settlement	UZ	200000368	10/31/2012	7.49
88900000	CAP Move-Settlement	UZ	200000374	10/31/2012	(8,100.00)
88900000	CAP Move-Settlement	UZ	200000357	10/31/2012	(48.23)
88900000	CAP Move-Settlement	UZ	200000357	10/31/2012	16.80
88900000	CAP Move-Settlement	UZ	200000357	10/31/2012	37.39
88900000	CAP Move-Settlement	UZ	200000357	10/31/2012	(21.67)
88900000	CAP Move-Settlement	UZ	200000363	10/31/2012	12.43
88900000	CAP Move-Settlement	UZ	200000363	10/31/2012	3.28
88900000	CAP Move-Settlement	UZ	200000368	10/31/2012	24.16
88900000	CAP Move-Settlement	UZ	200000368	10/31/2012	(3.10)
88900000	CAP Move-Settlement	UZ	200000357	10/31/2012	(12.16)
88900000	CAP Move-Settlement	UZ	200000357	10/31/2012	(27.06)
88900000	CAP Move-Settlement	UZ	200000363	10/31/2012	(18.93)
88900000	CAP Move-Settlement	UZ	200000363	10/31/2012	(9.74)
88900000	CAP Move-Settlement	UZ	200000368	10/31/2012	2.43
88900000	CAP Move-Settlement	UZ	200000368	10/31/2012	(2.57)
88900000	CAP Move-Settlement	UZ	200000339	10/31/2012	(1,000.00)
88900000	CAP Move-Settlement	UZ	200000357	10/31/2012	(48.23)
88900000	CAP Move-Settlement	UZ	200000357	10/31/2012	(21.67)
88900000	CAP Move-Settlement	UZ	200000374	10/31/2012	(10,000.00)
88900000	CAP Move-Settlement	UZ	200000357	10/31/2012	1,413.48
88900000	CAP Move-Settlement	UZ	200000357	10/31/2012	(1,488.89)
88900000	CAP Move-Settlement	UZ	200000362	10/31/2012	(1,418.99)
88900000	CAP Move-Settlement	UZ	200000363	10/31/2012	2.59
88900000	CAP Move-Settlement	UZ	200000363	10/31/2012	0.69
88900000	CAP Move-Settlement	UZ	200000368	10/31/2012	5.04
88900000	CAP Move-Settlement	UZ	200000368	10/31/2012	(0.65)
88900000	CAP Move-Settlement	UZ	200000339	10/31/2012	(3,400.00)
88900000	CAP Move-Settlement	UZ	200000343	10/31/2012	(633.06)
88900000	CAP Move-Settlement	UZ	200000357	10/31/2012	(208.82)
88900000	CAP Move-Settlement	UZ	200000357	10/31/2012	(237.66)
88900000	CAP Move-Settlement	UZ	200000357	10/31/2012	(139.92)
88900000	CAP Move-Settlement	UZ	200000357	10/31/2012	(48.40)
88900000	CAP Move-Settlement	UZ	200000339	10/31/2012	(1,275.00)
88900000	CAP Move-Settlement	UZ	200000343	10/31/2012	(237.11)
88900000	CAP Move-Settlement	UZ	200000357	10/31/2012	(150.22)

Kentucky American Water Company  
Case No. 2012-00520  
Response to PSC DR1, Item 31

Account	Description	Doc Type	Document Number	Posting Date	Amount
88900000	CAP Move-Settlement	UZ	200000357	10/31/2012	(89.12)
88900000	CAP Move-Settlement	UZ	200000339	10/31/2012	(13,509.00)
88900000	CAP Move-Settlement	UZ	200000346	10/31/2012	870.17
88900000	CAP Move-Settlement	UZ	200000357	10/31/2012	301.34
88900000	CAP Move-Settlement	UZ	200000357	10/31/2012	(14.58)
88900000	CAP Move-Settlement	UZ	200000363	10/31/2012	(128.61)
88900000	CAP Move-Settlement	UZ	200000363	10/31/2012	(17.48)
88900000	CAP Move-Settlement	UZ	200000363	10/31/2012	16.48
88900000	CAP Move-Settlement	UZ	200000363	10/31/2012	(66.18)
88900000	CAP Move-Settlement	UZ	200000357	10/31/2012	5,719.00
88900000	CAP Move-Settlement	UZ	200000343	10/31/2012	(784.73)
88900000	CAP Move-Settlement	UZ	200000357	10/31/2012	(20.90)
88900000	CAP Move-Settlement	UZ	200000357	10/31/2012	(46.52)
88900000	CAP Move-Settlement	UZ	200000357	10/31/2012	(8.56)
88900000	CAP Move-Settlement	UZ	200000357	10/31/2012	(3.85)
88900000	CAP Move-Settlement	UZ	200000363	10/31/2012	(0.78)
88900000	CAP Move-Settlement	UZ	200000363	10/31/2012	(2.95)
88900000	CAP Move-Settlement	UZ	200000363	10/31/2012	0.73
88900000	CAP Move-Settlement	UZ	200000363	10/31/2012	(5.73)
88900000	CAP Move-Settlement	UZ	200000343	10/31/2012	(219.76)
88900000	CAP Move-Settlement	UZ	200000357	10/31/2012	(4.76)
88900000	CAP Move-Settlement	UZ	200000357	10/31/2012	(10.60)
88900000	CAP Move-Settlement	UZ	200000339	10/31/2012	(879.45)
88900000	CAP Move-Settlement	UZ	200000343	10/31/2012	(1,309.79)
88900000	CAP Move-Settlement	UZ	200000346	10/31/2012	957.27
88900000	CAP Move-Settlement	UZ	200000357	10/31/2012	(107.28)
88900000	CAP Move-Settlement	UZ	200000357	10/31/2012	(366.55)
88900000	CAP Move-Settlement	UZ	200000357	10/31/2012	(238.79)
88900000	CAP Move-Settlement	UZ	200000357	10/31/2012	(815.86)
88900000	CAP Move-Settlement	UZ	200000362	10/31/2012	(276.17)
88900000	CAP Move-Settlement	UZ	200000363	10/31/2012	(495.91)
88900000	CAP Move-Settlement	UZ	200000363	10/31/2012	63.55
88900000	CAP Move-Settlement	UZ	200000363	10/31/2012	(255.18)
88900000	CAP Move-Settlement	UZ	200000363	10/31/2012	(67.40)
88900000	CAP Move-Settlement	UZ	200000374	10/31/2012	(5,900.00)
88900000	CAP Move-Settlement	UZ	200000391	10/31/2012	(1,000.00)
88900000	CAP Move-Settlement	UZ	200000357	10/31/2012	(22.10)
88900000	CAP Move-Settlement	UZ	200000357	10/31/2012	(49.20)
88900000	CAP Move-Settlement	UZ	200000370	10/31/2012	(11.76)
88900000	CAP Move-Settlement	UZ	200000370	10/31/2012	(15.33)
88900000	CAP Move-Settlement	UZ	200000357	10/31/2012	(4.02)
88900000	CAP Move-Settlement	UZ	200000357	10/31/2012	(8.94)
88900000	CAP Move-Settlement	UZ	200000370	10/31/2012	(2.77)
88900000	CAP Move-Settlement	UZ	200000370	10/31/2012	(3.61)
88900000	CAP Move-Settlement	UZ	200000357	10/31/2012	(222.24)
88900000	CAP Move-Settlement	UZ	200000339	10/31/2012	(210.00)
88900000	CAP Move-Settlement	UZ	200000346	10/31/2012	(458.72)
88900000	CAP Move-Settlement	UZ	200000357	10/31/2012	(243.48)
88900000	CAP Move-Settlement	UZ	200000357	10/31/2012	(14.68)
88900000	CAP Move-Settlement	UZ	200000357	10/31/2012	(39.03)
88900000	CAP Move-Settlement	UZ	200000343	10/31/2012	(28,620.00)
88900000	CAP Move-Settlement	UZ	200000357	10/31/2012	1,889.68
88900000	CAP Move-Settlement	UZ	200000357	10/31/2012	(2,000.54)
88900000	CAP Move-Settlement	UZ	200000362	10/31/2012	(1,889.68)
88900000	CAP Move-Settlement	UZ	200000407	10/31/2012	(166,950.00)
88900000	CAP Move-Settlement	UZ	200000339	10/31/2012	(3,830.00)
88900000	CAP Move-Settlement	UZ	200000346	10/31/2012	1,758.43
88900000	CAP Move-Settlement	UZ	200000357	10/31/2012	(41.24)
88900000	CAP Move-Settlement	UZ	200000357	10/31/2012	563.89
88900000	CAP Move-Settlement	UZ	200000363	10/31/2012	(18.50)
88900000	CAP Move-Settlement	UZ	200000363	10/31/2012	(70.02)
88900000	CAP Move-Settlement	UZ	200000363	10/31/2012	(136.09)
88900000	CAP Move-Settlement	UZ	200000363	10/31/2012	17.44
88900000	CAP Move-Settlement	UZ	200000339	10/31/2012	(1,005.00)
88900000	CAP Move-Settlement	UZ	200000346	10/31/2012	(1,299.71)
88900000	CAP Move-Settlement	UZ	200000357	10/31/2012	(369.86)
88900000	CAP Move-Settlement	UZ	200000357	10/31/2012	(70.25)
88900000	CAP Move-Settlement	UZ	200000346	10/31/2012	(6.17)
88900000	CAP Move-Settlement	UZ	200000357	10/31/2012	(0.45)
88900000	CAP Move-Settlement	UZ	200000357	10/31/2012	(0.11)
88900000	CAP Move-Settlement	UZ	200000357	10/31/2012	(3.04)
88900000	CAP Move-Settlement	UZ	200000357	10/31/2012	(0.73)
88900000	CAP Move-Settlement	UZ	200000362	10/31/2012	(3.50)
88900000	CAP Move-Settlement	UZ	200000363	10/31/2012	(1.82)
88900000	CAP Move-Settlement	UZ	200000363	10/31/2012	(0.93)
88900000	CAP Move-Settlement	UZ	200000363	10/31/2012	0.23
88900000	CAP Move-Settlement	UZ	200000363	10/31/2012	(0.25)

Kentucky American Water Company  
Case No. 2012-00520  
Response to PSC DR1, Item 31

Account	Description	Doc Type	Document Number	Posting Date	Amount
88900000	CAP Move-Settlement	UZ	200000340	10/31/2012	(3,275.00)
88900000	CAP Move-Settlement	UZ	200000343	10/31/2012	(2,110.09)
88900000	CAP Move-Settlement	UZ	200000346	10/31/2012	282.21
88900000	CAP Move-Settlement	UZ	200000357	10/31/2012	(184.60)
88900000	CAP Move-Settlement	UZ	200000357	10/31/2012	(41.13)
88900000	CAP Move-Settlement	UZ	200000357	10/31/2012	(275.23)
88900000	CAP Move-Settlement	UZ	200000357	10/31/2012	(1,235.35)
88900000	CAP Move-Settlement	UZ	200000362	10/31/2012	(17.53)
88900000	CAP Move-Settlement	UZ	200000363	10/31/2012	(42.59)
88900000	CAP Move-Settlement	UZ	200000363	10/31/2012	40.16
88900000	CAP Move-Settlement	UZ	200000368	10/31/2012	(161.24)
88900000	CAP Move-Settlement	UZ	200000368	10/31/2012	(313.34)
88900000	CAP Move-Settlement	UZ	200000374	10/31/2012	(400.00)
88900000	CAP Move-Settlement	UZ	200000357	10/31/2012	(11.68)
88900000	CAP Move-Settlement	UZ	200000357	10/31/2012	1.74
88900000	CAP Move-Settlement	UZ	200000357	10/31/2012	11.68
88900000	CAP Move-Settlement	UZ	200000357	10/31/2012	(1.74)
88900000	CAP Move-Settlement	UZ	200000362	10/31/2012	(13.42)
88900000	CAP Move-Settlement	UZ	200000357	10/31/2012	(60.81)
88900000	CAP Move-Settlement	UZ	200000357	10/31/2012	(9.09)
88900000	CAP Move-Settlement	UZ	200000357	10/31/2012	(17.79)
88900000	CAP Move-Settlement	UZ	200000357	10/31/2012	(2.66)
88900000	CAP Move-Settlement	UZ	200000363	10/31/2012	(1.16)
88900000	CAP Move-Settlement	UZ	200000363	10/31/2012	(4.42)
88900000	CAP Move-Settlement	UZ	200000368	10/31/2012	1.10
88900000	CAP Move-Settlement	UZ	200000368	10/31/2012	(8.58)
88900000	CAP Move-Settlement	UZ	200000357	10/31/2012	(0.68)
88900000	CAP Move-Settlement	UZ	200000357	10/31/2012	(4.53)
88900000	CAP Move-Settlement	UZ	200000363	10/31/2012	(1.25)
88900000	CAP Move-Settlement	UZ	200000363	10/31/2012	(0.33)
88900000	CAP Move-Settlement	UZ	200000363	10/31/2012	0.31
88900000	CAP Move-Settlement	UZ	200000368	10/31/2012	(2.44)
88900000	CAP Move-Settlement	UZ	200000407	10/31/2012	(9,495.00)
88900000	CAP Move-Settlement	UZ	200000407	10/31/2012	(12,232.00)
88900000	CAP Move-Settlement	UZ	200000339	10/31/2012	(29,025.00)
88900000	CAP Move-Settlement	UZ	200000339	10/31/2012	(54,524.00)
88900000	CAP Move-Settlement	UZ	200000343	10/31/2012	(114,480.00)
88900000	CAP Move-Settlement	UZ	200000357	10/31/2012	(12,042.74)
88900000	CAP Move-Settlement	UZ	200000357	10/31/2012	(1,799.49)
88900000	CAP Move-Settlement	UZ	200000357	10/31/2012	(431.71)
88900000	CAP Move-Settlement	UZ	200000357	10/31/2012	(2,889.12)
88900000	CAP Move-Settlement	UZ	200000363	10/31/2012	96.31
88900000	CAP Move-Settlement	UZ	200000363	10/31/2012	(102.14)
88900000	CAP Move-Settlement	UZ	200000368	10/31/2012	(386.68)
88900000	CAP Move-Settlement	UZ	200000368	10/31/2012	(751.47)
88900000	CAP Move-Settlement	UZ	200000407	10/31/2012	(166,950.00)
88900000	CAP Move-Settlement	UZ	200000407	10/31/2012	(141,835.50)
88900000	CAP Move-Settlement	UZ	200000407	10/31/2012	(5,307.00)
88900000	CAP Move-Settlement	UZ	200000339	10/31/2012	(172.00)
88900000	CAP Move-Settlement	UZ	200000339	10/31/2012	(64.50)
88900000	CAP Move-Settlement	UZ	200000357	10/31/2012	(55.23)
88900000	CAP Move-Settlement	UZ	200000357	10/31/2012	(8.25)
88900000	CAP Move-Settlement	UZ	200000357	10/31/2012	12.70
88900000	CAP Move-Settlement	UZ	200000357	10/31/2012	1.90
88900000	CAP Move-Settlement	UZ	200000363	10/31/2012	(3.76)
88900000	CAP Move-Settlement	UZ	200000363	10/31/2012	29.36
88900000	CAP Move-Settlement	UZ	200000363	10/31/2012	3.99
88900000	CAP Move-Settlement	UZ	200000368	10/31/2012	15.10
88900000	CAP Move-Settlement	UZ	200000357	10/31/2012	(13.71)
88900000	CAP Move-Settlement	UZ	200000357	10/31/2012	(91.77)
88900000	CAP Move-Settlement	UZ	200000363	10/31/2012	(16.76)
88900000	CAP Move-Settlement	UZ	200000363	10/31/2012	(4.43)
88900000	CAP Move-Settlement	UZ	200000363	10/31/2012	(32.57)
88900000	CAP Move-Settlement	UZ	200000368	10/31/2012	4.18
88900000	CAP Move-Settlement	UZ	200000346	10/31/2012	(276.04)
88900000	CAP Move-Settlement	UZ	200000357	10/31/2012	(3.40)
88900000	CAP Move-Settlement	UZ	200000357	10/31/2012	(22.74)
88900000	CAP Move-Settlement	UZ	200000370	10/31/2012	(0.15)
88900000	CAP Move-Settlement	UZ	200000370	10/31/2012	(0.19)
88900000	CAP Move-Settlement	UZ	200000357	10/31/2012	(192.50)
88900000	CAP Move-Settlement	UZ	200000363	10/31/2012	(81.69)
88900000	CAP Move-Settlement	UZ	200000363	10/31/2012	10.47
88900000	CAP Move-Settlement	UZ	200000363	10/31/2012	(42.03)
88900000	CAP Move-Settlement	UZ	200000363	10/31/2012	(11.11)
88900000	CAP Move-Settlement	UZ	200000363	10/31/2012	(3.52)
88900000	CAP Move-Settlement	UZ	200000363	10/31/2012	(6.85)
88900000	CAP Move-Settlement	UZ	200000363	10/31/2012	0.88

Kentucky American Water Company  
Case No. 2012-00520  
Response to PSC DR1, Item 31

Account	Description	Doc Type	Document Number	Posting Date	Amount
88900000	CAP Move-Settlement	UZ	200000368	10/31/2012	(0.93)
88900000	CAP Move-Settlement	UZ	200000357	10/31/2012	1,904.81
88900000	CAP Move-Settlement	UZ	200000407	10/31/2012	(30,038.53)
88900000	CAP Move-Settlement	UZ	200000339	10/31/2012	(4,062.92)
88900000	CAP Move-Settlement	UZ	200000357	10/31/2012	(284.00)
88900000	CAP Move-Settlement	UZ	200000350	10/31/2012	(158,295.06)
88900000	CAP Move-Settlement	UZ	200000357	10/31/2012	(723.28)
88900000	CAP Move-Settlement	UZ	200000357	10/31/2012	(11,064.82)
88900000	CAP Move-Settlement	UZ	200000363	10/31/2012	21.96
88900000	CAP Move-Settlement	UZ	200000363	10/31/2012	(88.19)
88900000	CAP Move-Settlement	UZ	200000363	10/31/2012	(171.37)
88900000	CAP Move-Settlement	UZ	200000363	10/31/2012	(23.30)
88900000	CAP Move-Settlement	UZ	200000370	10/31/2012	(1,388.84)
88900000	CAP Move-Settlement	UZ	200000370	10/31/2012	(1,065.41)
88900000	CAP Move-Settlement	UZ	200000357	10/31/2012	(1,366.75)
88900000	CAP Move-Settlement	UZ	200000370	10/31/2012	(38.18)
88900000	CAP Move-Settlement	UZ	200000370	10/31/2012	(29.29)
88900000	CAP Move-Settlement	UZ	200000357	10/31/2012	(203.80)
88900000	CAP Move-Settlement	UZ	200000370	10/31/2012	(60.02)
88900000	CAP Move-Settlement	UZ	200000370	10/31/2012	(46.04)
88900000	CAP Move-Settlement	UZ	200000357	10/31/2012	12.59
88900000	CAP Move-Settlement	UZ	200000357	10/31/2012	(40.17)
88900000	CAP Move-Settlement	UZ	200000363	10/31/2012	2.33
88900000	CAP Move-Settlement	UZ	200000363	10/31/2012	(9.37)
88900000	CAP Move-Settlement	UZ	200000363	10/31/2012	(18.21)
88900000	CAP Move-Settlement	UZ	200000363	10/31/2012	(2.47)
88900000	CAP Move-Settlement	UZ	200000370	10/31/2012	(417.21)
88900000	CAP Move-Settlement	UZ	200000370	10/31/2012	(543.87)
88900000	CAP Move-Settlement	UZ	200000407	10/31/2012	(17,222.57)
88900000	CAP Move-Settlement	UZ	200000357	10/31/2012	(44.57)
88900000	CAP Move-Settlement	UZ	200000363	10/31/2012	2.52
88900000	CAP Move-Settlement	UZ	200000363	10/31/2012	(10.10)
88900000	CAP Move-Settlement	UZ	200000363	10/31/2012	(19.63)
88900000	CAP Move-Settlement	UZ	200000368	10/31/2012	(2.67)
88900000	CAP Move-Settlement	UZ	200000370	10/31/2012	(251.76)
88900000	CAP Move-Settlement	UZ	200000370	10/31/2012	(328.18)
88900000	CAP Move-Settlement	UZ	200000357	10/31/2012	(230.62)
88900000	CAP Move-Settlement	UZ	200000370	10/31/2012	(6.44)
88900000	CAP Move-Settlement	UZ	200000370	10/31/2012	(4.94)
88900000	CAP Move-Settlement	UZ	200000357	10/31/2012	(0.31)
88900000	CAP Move-Settlement	UZ	200000357	10/31/2012	(0.03)
88900000	CAP Move-Settlement	UZ	200000357	10/31/2012	(9.38)
88900000	CAP Move-Settlement	UZ	200000370	10/31/2012	(33.29)
88900000	CAP Move-Settlement	UZ	200000370	10/31/2012	(43.39)
88900000	CAP Move-Settlement	UZ	200000357	10/31/2012	(534.74)
88900000	CAP Move-Settlement	UZ	200000357	10/31/2012	(59.42)
88900000	CAP Move-Settlement	UZ	200000357	10/31/2012	534.74
88900000	CAP Move-Settlement	UZ	200000362	10/31/2012	(594.15)
88900000	CAP Move-Settlement	UZ	200000370	10/31/2012	(14.50)
88900000	CAP Move-Settlement	UZ	200000370	10/31/2012	(11.13)
88900000	CAP Move-Settlement	UZ	200000357	10/31/2012	(2,651.96)
88900000	CAP Move-Settlement	UZ	200000374	10/31/2012	(5,000.00)
88900000	CAP Move-Settlement	UZ	200000374	10/31/2012	(5,000.00)
88900000	CAP Move-Settlement	UZ	200000357	10/31/2012	(17.81)
88900000	CAP Move-Settlement	UZ	200000357	10/31/2012	2,097.00
88900000	CAP Move-Settlement	UZ	200000362	10/31/2012	(2,097.00)
88900000	CAP Move-Settlement	UZ	200000374	10/31/2012	(30,000.00)
88900000	CAP Move-Settlement	UZ	200000374	10/31/2012	(30,000.00)
88900000	CAP Move-Settlement	UZ	200000346	10/31/2012	500.00
88900000	CAP Move-Settlement	UZ	200000346	10/31/2012	(1,000.00)
88900000	CAP Move-Settlement	UZ	200000346	10/31/2012	500.00
88900000	CAP Move-Settlement	UZ	200000374	10/31/2012	(30,000.00)
88900000	CAP Move-Settlement	UZ	200000374	10/31/2012	(30,000.00)
88900000	CAP Move-Settlement	UZ	200000357	10/31/2012	2,596.52
88900000	CAP Move-Settlement	UZ	200000362	10/31/2012	(3,475.17)
88900000	CAP Move-Settlement	UZ	200000407	10/31/2012	(8,379.00)
88900000	CAP Move-Settlement	UZ	200000357	10/31/2012	(2,994.27)
88900000	CAP Move-Settlement	UZ	200000374	10/31/2012	(78,000.00)
88900000	CAP Move-Settlement	UZ	200000374	10/31/2012	(78,677.17)
88900000	CAP Move-Settlement	UZ	200000370	10/31/2012	(65.22)
88900000	CAP Move-Settlement	UZ	200000370	10/31/2012	(85.02)
88900000	CAP Move-Settlement	UZ	200000357	10/31/2012	(419.40)
88900000	CAP Move-Settlement	UZ	200000370	10/31/2012	(96.90)
88900000	CAP Move-Settlement	UZ	200000370	10/31/2012	(74.33)
88900000	CAP Move-Settlement	UZ	200000407	10/31/2012	(360.00)
88900000	CAP Move-Settlement	UZ	200000370	10/31/2012	(45.37)

Kentucky American Water Company  
Case No. 2012-00520  
Response to PSC DR1, Item 31

Account	Description	Doc Type	Document Number	Posting Date	Amount
88900000	CAP Move-Settlement	UZ	200000370	10/31/2012	(34.80)
88900000	CAP Move-Settlement	UZ	200000343	10/31/2012	4,226.25
88900000	CAP Move-Settlement	UZ	200000357	10/31/2012	(521.54)
88900000	CAP Move-Settlement	UZ	200000370	10/31/2012	(19.79)
88900000	CAP Move-Settlement	UZ	200000370	10/31/2012	(15.18)
88900000	CAP Move-Settlement	UZ	200000407	10/31/2012	(22,793.44)
88900000	CAP Move-Settlement	UZ	200000350	10/31/2012	(21,337.67)
88900000	CAP Move-Settlement	UZ	200000357	10/31/2012	(149.15)
88900000	CAP Move-Settlement	UZ	200000357	10/31/2012	(1,342.35)
88900000	CAP Move-Settlement	UZ	200000370	10/31/2012	(0.77)
88900000	CAP Move-Settlement	UZ	200000370	10/31/2012	(0.59)
88900000	CAP Move-Settlement	UZ	200000357	10/31/2012	26.31
88900000	CAP Move-Settlement	UZ	200000357	10/31/2012	2.92
88900000	CAP Move-Settlement	UZ	200000370	10/31/2012	(25.68)
88900000	CAP Move-Settlement	UZ	200000370	10/31/2012	(19.70)
88900000	CAP Move-Settlement	UZ	200000357	10/31/2012	(175.60)
88900000	CAP Move-Settlement	UZ	200000357	10/31/2012	(1,580.43)
88900000	CAP Move-Settlement	UZ	200000343	10/31/2012	(54,023.18)
88900000	CAP Move-Settlement	UZ	200000357	10/31/2012	(377.62)
88900000	CAP Move-Settlement	UZ	200000357	10/31/2012	(3,398.60)
88900000	CAP Move-Settlement	UZ	200000350	10/31/2012	(10,342.70)
88900000	CAP Move-Settlement	UZ	200000357	10/31/2012	(650.66)
88900000	CAP Move-Settlement	UZ	200000357	10/31/2012	(72.30)
88900000	CAP Move-Settlement	UZ	200000407	10/31/2012	(14,994.00)
88900000	CAP Move-Settlement	UZ	200000357	10/31/2012	(340.24)
88900000	CAP Move-Settlement	UZ	200000370	10/31/2012	(0.48)
88900000	CAP Move-Settlement	UZ	200000370	10/31/2012	(0.62)
88900000	CAP Move-Settlement	UZ	200000357	10/31/2012	3,417.91
88900000	CAP Move-Settlement	UZ	200000362	10/31/2012	(3,495.00)
88900000	CAP Move-Settlement	UZ	200000363	10/31/2012	4.51
88900000	CAP Move-Settlement	UZ	200000363	10/31/2012	(35.20)
88900000	CAP Move-Settlement	UZ	200000363	10/31/2012	(4.79)
88900000	CAP Move-Settlement	UZ	200000363	10/31/2012	(18.11)
88900000	CAP Move-Settlement	UZ	200000370	10/31/2012	(1,145.39)
88900000	CAP Move-Settlement	UZ	200000370	10/31/2012	(878.66)
88900000	CAP Move-Settlement	UZ	200000370	10/31/2012	(11.69)
88900000	CAP Move-Settlement	UZ	200000370	10/31/2012	(8.97)
88900000	CAP Move-Settlement	UZ	200000357	10/31/2012	6.64
88900000	CAP Move-Settlement	UZ	200000357	10/31/2012	657.41
88900000	CAP Move-Settlement	UZ	200000362	10/31/2012	(664.05)
88900000	CAP Move-Settlement	UZ	200000370	10/31/2012	(13.28)
88900000	CAP Move-Settlement	UZ	200000370	10/31/2012	(17.31)
88900000	CAP Move-Settlement	UZ	200000357	10/31/2012	294.72
88900000	CAP Move-Settlement	UZ	200000357	10/31/2012	2.98
88900000	CAP Move-Settlement	UZ	200000362	10/31/2012	(662.88)
88900000	CAP Move-Settlement	UZ	200000363	10/31/2012	(171.87)
88900000	CAP Move-Settlement	UZ	200000363	10/31/2012	22.02
88900000	CAP Move-Settlement	UZ	200000368	10/31/2012	(23.36)
88900000	CAP Move-Settlement	UZ	200000368	10/31/2012	(88.43)
88900000	CAP Move-Settlement	UZ	200000370	10/31/2012	(37.46)
88900000	CAP Move-Settlement	UZ	200000370	10/31/2012	(28.74)
88900000	CAP Move-Settlement	UZ	200000357	10/31/2012	664.05
88900000	CAP Move-Settlement	UZ	200000362	10/31/2012	(664.05)
88900000	CAP Move-Settlement	UZ	200000370	10/31/2012	(17.45)
88900000	CAP Move-Settlement	UZ	200000370	10/31/2012	(13.39)
88900000	CAP Move-Settlement	UZ	200000357	10/31/2012	33.21
88900000	CAP Move-Settlement	UZ	200000357	10/31/2012	117.74
88900000	CAP Move-Settlement	UZ	200000363	10/31/2012	35.16
88900000	CAP Move-Settlement	UZ	200000363	10/31/2012	(8.76)
88900000	CAP Move-Settlement	UZ	200000363	10/31/2012	9.29
88900000	CAP Move-Settlement	UZ	200000368	10/31/2012	68.33
88900000	CAP Move-Settlement	UZ	200000357	10/31/2012	(105.58)
88900000	CAP Move-Settlement	UZ	200000363	10/31/2012	3.25
88900000	CAP Move-Settlement	UZ	200000363	10/31/2012	(13.03)
88900000	CAP Move-Settlement	UZ	200000363	10/31/2012	(25.32)
88900000	CAP Move-Settlement	UZ	200000363	10/31/2012	(3.45)
88900000	CAP Move-Settlement	UZ	200000357	10/31/2012	(11.02)
88900000	CAP Move-Settlement	UZ	200000357	10/31/2012	(4.95)
88900000	CAP Move-Settlement	UZ	200000357	10/31/2012	(33.99)
88900000	CAP Move-Settlement	UZ	200000363	10/31/2012	(0.38)
88900000	CAP Move-Settlement	UZ	200000363	10/31/2012	(1.43)
88900000	CAP Move-Settlement	UZ	200000363	10/31/2012	0.35
88900000	CAP Move-Settlement	UZ	200000368	10/31/2012	(2.79)
88900000	CAP Move-Settlement	UZ	200000357	10/31/2012	(3.39)
88900000	CAP Move-Settlement	UZ	200000357	10/31/2012	(22.68)
88900000	CAP Move-Settlement	UZ	200000363	10/31/2012	1.10
88900000	CAP Move-Settlement	UZ	200000363	10/31/2012	(4.41)

Kentucky American Water Company  
Case No. 2012-00520  
Response to PSC DR1, Item 31

Account	Description	Doc Type	Document Number	Posting Date	Amount
88900000	CAP Move-Settlement	UZ	200000368	10/31/2012	(8.57)
88900000	CAP Move-Settlement	UZ	200000368	10/31/2012	(1.17)
88900000	CAP Move-Settlement	UZ	200000357	10/31/2012	(250.02)
88900000	CAP Move-Settlement	UZ	200000363	10/31/2012	(106.10)
88900000	CAP Move-Settlement	UZ	200000363	10/31/2012	(54.60)
88900000	CAP Move-Settlement	UZ	200000368	10/31/2012	13.59
88900000	CAP Move-Settlement	UZ	200000368	10/31/2012	(14.42)
88900000	CAP Move-Settlement	UZ	200000409	10/31/2012	(6,127.00)
88900000	CAP Move-Settlement	UZ	200000357	10/31/2012	509.73
88900000	CAP Move-Settlement	UZ	200000362	10/31/2012	(509.73)
88900000	CAP Move-Settlement	UZ	200000370	10/31/2012	(11.55)
88900000	CAP Move-Settlement	UZ	200000370	10/31/2012	(15.06)
88900000	CAP Move-Settlement	UZ	200000407	10/31/2012	(7,292.22)
88900000	CAP Move-Settlement	UZ	200000339	10/31/2012	(2,031.46)
88900000	CAP Move-Settlement	UZ	200000357	10/31/2012	(142.00)
88900000	CAP Move-Settlement	UZ	200000357	10/31/2012	(371.13)
88900000	CAP Move-Settlement	UZ	200000370	10/31/2012	(10.37)
88900000	CAP Move-Settlement	UZ	200000370	10/31/2012	(7.95)
88900000	CAP Move-Settlement	UZ	200000350	10/31/2012	(7,749.66)
88900000	CAP Move-Settlement	UZ	200000357	10/31/2012	(487.53)
88900000	CAP Move-Settlement	UZ	200000357	10/31/2012	(54.17)
88900000	CAP Move-Settlement	UZ	200000357	10/31/2012	(32.05)
88900000	CAP Move-Settlement	UZ	200000357	10/31/2012	(14.40)
88900000	CAP Move-Settlement	UZ	200000363	10/31/2012	(10.15)
88900000	CAP Move-Settlement	UZ	200000363	10/31/2012	2.52
88900000	CAP Move-Settlement	UZ	200000363	10/31/2012	(19.72)
88900000	CAP Move-Settlement	UZ	200000368	10/31/2012	(2.68)
88900000	CAP Move-Settlement	UZ	200000357	10/31/2012	(859.75)
88900000	CAP Move-Settlement	UZ	200000357	10/31/2012	(8.68)
88900000	CAP Move-Settlement	UZ	200000357	10/31/2012	(497.91)
88900000	CAP Move-Settlement	UZ	200000357	10/31/2012	(239.26)
88900000	CAP Move-Settlement	UZ	200000350	10/31/2012	(15,250.49)
88900000	CAP Move-Settlement	UZ	200000357	10/31/2012	(959.41)
88900000	CAP Move-Settlement	UZ	200000357	10/31/2012	(106.60)
88900000	CAP Move-Settlement	UZ	200000370	10/31/2012	(98.77)
88900000	CAP Move-Settlement	UZ	200000370	10/31/2012	(75.77)
88900000	CAP Move-Settlement	UZ	200000388	10/31/2012	(4.69)
88900000	CAP Move-Settlement	UZ	200000389	10/31/2012	(72.70)
88900000	CAP Move-Settlement	UZ	200000391	10/31/2012	(62.84)
88900000	CAP Move-Settlement	UZ	200000391	10/31/2012	(9.51)
88900000	CAP Move-Settlement	UZ	200000391	10/31/2012	97.60
88900000	CAP Move-Settlement	UZ	200000391	10/31/2012	(1.00)
88900000	CAP Move-Settlement	UZ	200000399	10/31/2012	(36.30)
88900000	CAP Move-Settlement	UZ	200000399	10/31/2012	0.10
88900000	CAP Move-Settlement	UZ	200000399	10/31/2012	0.27
88900000	CAP Move-Settlement	UZ	200000400	10/31/2012	(6.30)
88900000	CAP Move-Settlement	UZ	200000400	10/31/2012	(2.59)
88900000	CAP Move-Settlement	UZ	200000400	10/31/2012	(1.04)
88900000	CAP Move-Settlement	UZ	200000400	10/31/2012	0.15
88900000	CAP Move-Settlement	UZ	200000400	10/31/2012	(89.03)
88900000	CAP Move-Settlement	UZ	200000401	10/31/2012	0.73
88900000	CAP Move-Settlement	UZ	200000402	10/31/2012	(8.03)
88900000	CAP Move-Settlement	UZ	200000402	10/31/2012	(0.08)
88900000	CAP Move-Settlement	UZ	200000402	10/31/2012	(6.70)
88900000	CAP Move-Settlement	UZ	200000402	10/31/2012	(14.20)
88900000	CAP Move-Settlement	UZ	200000402	10/31/2012	(3.22)
88900000	CAP Move-Settlement	UZ	200000402	10/31/2012	(1.80)
88900000	CAP Move-Settlement	UZ	200000402	10/31/2012	(11.70)
88900000	CAP Move-Settlement	UZ	200000388	10/31/2012	98.17
88900000	CAP Move-Settlement	UZ	200000389	10/31/2012	(9.51)
88900000	CAP Move-Settlement	UZ	200000389	10/31/2012	(72.70)
88900000	CAP Move-Settlement	UZ	200000391	10/31/2012	(4.69)
88900000	CAP Move-Settlement	UZ	200000391	10/31/2012	(110.62)
88900000	CAP Move-Settlement	UZ	200000391	10/31/2012	(1.00)
88900000	CAP Move-Settlement	UZ	200000400	10/31/2012	(3.22)
88900000	CAP Move-Settlement	UZ	200000400	10/31/2012	(89.03)
88900000	CAP Move-Settlement	UZ	200000400	10/31/2012	0.27
88900000	CAP Move-Settlement	UZ	200000400	10/31/2012	0.10
88900000	CAP Move-Settlement	UZ	200000400	10/31/2012	(1.80)
88900000	CAP Move-Settlement	UZ	200000400	10/31/2012	0.15
88900000	CAP Move-Settlement	UZ	200000400	10/31/2012	(36.30)
88900000	CAP Move-Settlement	UZ	200000400	10/31/2012	0.73
88900000	CAP Move-Settlement	UZ	200000402	10/31/2012	(8.03)
88900000	CAP Move-Settlement	UZ	200000402	10/31/2012	(6.30)
88900000	CAP Move-Settlement	UZ	200000402	10/31/2012	(0.08)
88900000	CAP Move-Settlement	UZ	200000402	10/31/2012	(14.20)
88900000	CAP Move-Settlement	UZ	200000402	10/31/2012	(1.04)

Kentucky American Water Company  
Case No. 2012-00520  
Response to PSC DR1, Item 31

Account	Description	Doc Type	Document Number	Posting Date	Amount
88900000	CAP Move-Settlement	UZ	2000000402	10/31/2012	(2.59)
88900000	CAP Move-Settlement	UZ	2000000402	10/31/2012	(6.70)
88900000	CAP Move-Settlement	UZ	2000000402	10/31/2012	(11.70)
88900000	CAP Move-Settlement	UZ	2000000388	10/31/2012	0.66
88900000	CAP Move-Settlement	UZ	2000000389	10/31/2012	(7.65)
88900000	CAP Move-Settlement	UZ	2000000389	10/31/2012	(26.99)
88900000	CAP Move-Settlement	UZ	2000000389	10/31/2012	18.02
88900000	CAP Move-Settlement	UZ	2000000389	10/31/2012	0.45
88900000	CAP Move-Settlement	UZ	2000000389	10/31/2012	(2.59)
88900000	CAP Move-Settlement	UZ	2000000389	10/31/2012	(103.60)
88900000	CAP Move-Settlement	UZ	2000000391	10/31/2012	4.69
88900000	CAP Move-Settlement	UZ	2000000391	10/31/2012	1.49
88900000	CAP Move-Settlement	UZ	2000000399	10/31/2012	(14.20)
88900000	CAP Move-Settlement	UZ	2000000399	10/31/2012	(11.70)
88900000	CAP Move-Settlement	UZ	2000000399	10/31/2012	(36.30)
88900000	CAP Move-Settlement	UZ	2000000400	10/31/2012	(2.59)
88900000	CAP Move-Settlement	UZ	2000000400	10/31/2012	(6.70)
88900000	CAP Move-Settlement	UZ	2000000400	10/31/2012	(1.04)
88900000	CAP Move-Settlement	UZ	2000000400	10/31/2012	(8.03)
88900000	CAP Move-Settlement	UZ	2000000400	10/31/2012	(0.08)
88900000	CAP Move-Settlement	UZ	2000000400	10/31/2012	0.15
88900000	CAP Move-Settlement	UZ	2000000401	10/31/2012	(6.30)
88900000	CAP Move-Settlement	UZ	2000000402	10/31/2012	0.73
88900000	CAP Move-Settlement	UZ	2000000402	10/31/2012	0.27
88900000	CAP Move-Settlement	UZ	2000000402	10/31/2012	(1.80)
88900000	CAP Move-Settlement	UZ	2000000402	10/31/2012	0.10
88900000	CAP Move-Settlement	UZ	2000000402	10/31/2012	(3.22)
88900000	CAP Move-Settlement	UZ	2000000402	10/31/2012	(89.03)
88900000	CAP Move-Settlement	UZ	2000000389	10/31/2012	6.75
88900000	CAP Move-Settlement	UZ	2000000389	10/31/2012	1.62
88900000	CAP Move-Settlement	UZ	2000000388	10/31/2012	(8.80)
88900000	CAP Move-Settlement	UZ	2000000389	10/31/2012	24.51
88900000	CAP Move-Settlement	UZ	2000000389	10/31/2012	(5.17)
88900000	CAP Move-Settlement	UZ	2000000389	10/31/2012	(93.65)
88900000	CAP Move-Settlement	UZ	2000000389	10/31/2012	(8.65)
88900000	CAP Move-Settlement	UZ	2000000391	10/31/2012	(10.64)
88900000	CAP Move-Settlement	UZ	2000000399	10/31/2012	(14.20)
88900000	CAP Move-Settlement	UZ	2000000399	10/31/2012	0.10
88900000	CAP Move-Settlement	UZ	2000000400	10/31/2012	(3.22)
88900000	CAP Move-Settlement	UZ	2000000400	10/31/2012	(1.80)
88900000	CAP Move-Settlement	UZ	2000000400	10/31/2012	0.73
88900000	CAP Move-Settlement	UZ	2000000400	10/31/2012	(1.04)
88900000	CAP Move-Settlement	UZ	2000000400	10/31/2012	(0.08)
88900000	CAP Move-Settlement	UZ	2000000400	10/31/2012	0.15
88900000	CAP Move-Settlement	UZ	2000000400	10/31/2012	(6.30)
88900000	CAP Move-Settlement	UZ	2000000400	10/31/2012	(2.59)
88900000	CAP Move-Settlement	UZ	2000000400	10/31/2012	(8.03)
88900000	CAP Move-Settlement	UZ	2000000400	10/31/2012	(89.03)
88900000	CAP Move-Settlement	UZ	2000000402	10/31/2012	(6.70)
88900000	CAP Move-Settlement	UZ	2000000402	10/31/2012	0.27
88900000	CAP Move-Settlement	UZ	2000000402	10/31/2012	(11.70)
88900000	CAP Move-Settlement	UZ	2000000402	10/31/2012	(36.30)
88900000	CAP Move-Settlement	UZ	2000000389	10/31/2012	(196.18)
88900000	CAP Move-Settlement	UZ	2000000389	10/31/2012	1.29
88900000	CAP Move-Settlement	UZ	2000000389	10/31/2012	12.63
88900000	CAP Move-Settlement	UZ	2000000389	10/31/2012	98.77
88900000	CAP Move-Settlement	UZ	2000000391	10/31/2012	51.71
88900000	CAP Move-Settlement	UZ	2000000391	10/31/2012	3.83
88900000	CAP Move-Settlement	UZ	2000000389	10/31/2012	(3.55)
88900000	CAP Move-Settlement	UZ	2000000389	10/31/2012	(9.30)
88900000	CAP Move-Settlement	UZ	2000000389	10/31/2012	(12.29)
88900000	CAP Move-Settlement	UZ	2000000389	10/31/2012	(0.57)
88900000	CAP Move-Settlement	UZ	2000000391	10/31/2012	(18.14)
88900000	CAP Move-Settlement	UZ	2000000391	10/31/2012	(108.21)
88900000	CAP Move-Settlement	UZ	2000000392	10/31/2012	(89.03)
88900000	CAP Move-Settlement	UZ	2000000399	10/31/2012	(3.22)
88900000	CAP Move-Settlement	UZ	2000000399	10/31/2012	(6.30)
88900000	CAP Move-Settlement	UZ	2000000399	10/31/2012	(11.70)
88900000	CAP Move-Settlement	UZ	2000000399	10/31/2012	0.15
88900000	CAP Move-Settlement	UZ	2000000400	10/31/2012	0.10
88900000	CAP Move-Settlement	UZ	2000000400	10/31/2012	(1.80)
88900000	CAP Move-Settlement	UZ	2000000400	10/31/2012	0.73
88900000	CAP Move-Settlement	UZ	2000000402	10/31/2012	0.27
88900000	CAP Move-Settlement	UZ	2000000402	10/31/2012	(14.20)
88900000	CAP Move-Settlement	UZ	2000000402	10/31/2012	(2.59)
88900000	CAP Move-Settlement	UZ	2000000402	10/31/2012	(36.30)
88900000	CAP Move-Settlement	UZ	2000000402	10/31/2012	(6.70)

Kentucky American Water Company  
Case No. 2012-00520  
Response to PSC DR1, Item 31

Account	Description	Doc Type	Document Number	Posting Date	Amount
88900000	CAP Move-Settlement	UZ	2000000402	10/31/2012	(1.04)
88900000	CAP Move-Settlement	UZ	2000000402	10/31/2012	(8.03)
88900000	CAP Move-Settlement	UZ	2000000402	10/31/2012	(0.08)
88900000	CAP Move-Settlement	UZ	2000000389	10/31/2012	(55.48)
88900000	CAP Move-Settlement	UZ	2000000389	10/31/2012	(0.57)
88900000	CAP Move-Settlement	UZ	2000000389	10/31/2012	(119.33)
88900000	CAP Move-Settlement	UZ	2000000391	10/31/2012	(1.75)
88900000	CAP Move-Settlement	UZ	2000000391	10/31/2012	(4.84)
88900000	CAP Move-Settlement	UZ	2000000391	10/31/2012	(9.45)
88900000	CAP Move-Settlement	UZ	2000000389	10/31/2012	(7.79)
88900000	CAP Move-Settlement	UZ	2000000389	10/31/2012	(69.41)
88900000	CAP Move-Settlement	UZ	2000000389	10/31/2012	(1.77)
88900000	CAP Move-Settlement	UZ	2000000389	10/31/2012	1.39
88900000	CAP Move-Settlement	UZ	2000000391	10/31/2012	(48.58)
88900000	CAP Move-Settlement	UZ	2000000391	10/31/2012	(26.57)
88900000	CAP Move-Settlement	UZ	2000000391	10/31/2012	(13.00)
88900000	CAP Move-Settlement	UZ	2000000399	10/31/2012	(3.22)
88900000	CAP Move-Settlement	UZ	2000000399	10/31/2012	(89.03)
88900000	CAP Move-Settlement	UZ	2000000399	10/31/2012	(6.70)
88900000	CAP Move-Settlement	UZ	2000000400	10/31/2012	(1.04)
88900000	CAP Move-Settlement	UZ	2000000400	10/31/2012	0.27
88900000	CAP Move-Settlement	UZ	2000000400	10/31/2012	0.73
88900000	CAP Move-Settlement	UZ	2000000400	10/31/2012	(1.80)
88900000	CAP Move-Settlement	UZ	2000000402	10/31/2012	(8.03)
88900000	CAP Move-Settlement	UZ	2000000402	10/31/2012	(36.30)
88900000	CAP Move-Settlement	UZ	2000000402	10/31/2012	0.10
88900000	CAP Move-Settlement	UZ	2000000402	10/31/2012	(0.08)
88900000	CAP Move-Settlement	UZ	2000000402	10/31/2012	(11.70)
88900000	CAP Move-Settlement	UZ	2000000402	10/31/2012	(6.30)
88900000	CAP Move-Settlement	UZ	2000000402	10/31/2012	(14.20)
88900000	CAP Move-Settlement	UZ	2000000402	10/31/2012	0.15
88900000	CAP Move-Settlement	UZ	2000000402	10/31/2012	(2.59)
88900000	CAP Move-Settlement	UZ	2000000389	10/31/2012	(18.20)
88900000	CAP Move-Settlement	UZ	2000000389	10/31/2012	(0.86)
88900000	CAP Move-Settlement	UZ	2000000389	10/31/2012	(348.82)
88900000	CAP Move-Settlement	UZ	2000000389	10/31/2012	(18.75)
88900000	CAP Move-Settlement	UZ	2000000389	10/31/2012	(21.25)
88900000	CAP Move-Settlement	UZ	2000000389	10/31/2012	(61.46)
88900000	CAP Move-Settlement	UZ	2000000399	10/31/2012	(0.24)
88900000	CAP Move-Settlement	UZ	2000000399	10/31/2012	(267.06)
88900000	CAP Move-Settlement	UZ	2000000400	10/31/2012	(3.14)
88900000	CAP Move-Settlement	UZ	2000000400	10/31/2012	(7.76)
88900000	CAP Move-Settlement	UZ	2000000400	10/31/2012	(5.42)
88900000	CAP Move-Settlement	UZ	2000000400	10/31/2012	2.20
88900000	CAP Move-Settlement	UZ	2000000400	10/31/2012	(18.89)
88900000	CAP Move-Settlement	UZ	2000000400	10/31/2012	0.45
88900000	CAP Move-Settlement	UZ	2000000402	10/31/2012	(9.65)
88900000	CAP Move-Settlement	UZ	2000000402	10/31/2012	(24.08)
88900000	CAP Move-Settlement	UZ	2000000402	10/31/2012	(35.11)
88900000	CAP Move-Settlement	UZ	2000000402	10/31/2012	0.81
88900000	CAP Move-Settlement	UZ	2000000402	10/31/2012	(108.88)
88900000	CAP Move-Settlement	UZ	2000000402	10/31/2012	(42.60)
88900000	CAP Move-Settlement	UZ	2000000402	10/31/2012	0.30
88900000	CAP Move-Settlement	UZ	2000000402	10/31/2012	(20.05)
88900000	CAP Move-Settlement	UZ	2000000389	10/31/2012	2.35
88900000	CAP Move-Settlement	UZ	2000000389	10/31/2012	63.67
88900000	CAP Move-Settlement	UZ	2000000389	10/31/2012	3.07
88900000	CAP Move-Settlement	UZ	2000000391	10/31/2012	17.33
88900000	CAP Move-Settlement	UZ	2000000391	10/31/2012	4.91
88900000	CAP Move-Settlement	UZ	2000000370	10/31/2012	(163.63)
88900000	CAP Move-Settlement	UZ	2000000370	10/31/2012	(125.53)
88900000	CAP Move-Settlement	UZ	2000000389	10/31/2012	(721.79)
88900000	CAP Move-Settlement	UZ	2000000389	10/31/2012	(476.53)
88900000	CAP Move-Settlement	UZ	2000000389	10/31/2012	(1,841.13)
88900000	CAP Move-Settlement	UZ	2000000389	10/31/2012	(114.69)
88900000	CAP Move-Settlement	UZ	2000000389	10/31/2012	(49.36)
88900000	CAP Move-Settlement	UZ	2000000391	10/31/2012	27.07
88900000	CAP Move-Settlement	UZ	2000000391	10/31/2012	(3.59)
88900000	CAP Move-Settlement	UZ	2000000399	10/31/2012	(70.21)
88900000	CAP Move-Settlement	UZ	2000000400	10/31/2012	4.38
88900000	CAP Move-Settlement	UZ	2000000400	10/31/2012	(37.77)
88900000	CAP Move-Settlement	UZ	2000000400	10/31/2012	0.60
88900000	CAP Move-Settlement	UZ	2000000400	10/31/2012	(40.09)
88900000	CAP Move-Settlement	UZ	2000000400	10/31/2012	(15.51)
88900000	CAP Move-Settlement	UZ	2000000400	10/31/2012	0.90
88900000	CAP Move-Settlement	UZ	2000000400	10/31/2012	1.62
88900000	CAP Move-Settlement	UZ	2000000400	10/31/2012	(48.17)



Kentucky American Water Company  
Case No. 2012-00520  
Response to PSC DR1, Item 31

Account	Description	Doc Type	Document Number	Posting Date	Amount
88900000	CAP Move-Settlement	UZ	2000000400	10/31/2012	(19.29)
88900000	CAP Move-Settlement	UZ	2000000402	10/31/2012	(85.19)
88900000	CAP Move-Settlement	UZ	2000000402	10/31/2012	(534.12)
88900000	CAP Move-Settlement	UZ	2000000402	10/31/2012	(10.84)
88900000	CAP Move-Settlement	UZ	2000000402	10/31/2012	(0.47)
88900000	CAP Move-Settlement	UZ	2000000402	10/31/2012	(6.27)
88900000	CAP Move-Settlement	UZ	2000000402	10/31/2012	(217.77)
88900000	CAP Move-Settlement	UZ	2000000370	10/31/2012	(227.59)
88900000	CAP Move-Settlement	UZ	2000000370	10/31/2012	(174.59)
88900000	CAP Move-Settlement	UZ	2000000389	10/31/2012	(2,289.06)
88900000	CAP Move-Settlement	UZ	2000000389	10/31/2012	(5.62)
88900000	CAP Move-Settlement	UZ	2000000389	10/31/2012	(1,186.02)
88900000	CAP Move-Settlement	UZ	2000000389	10/31/2012	(86.11)
88900000	CAP Move-Settlement	UZ	2000000391	10/31/2012	(194.17)
88900000	CAP Move-Settlement	UZ	2000000391	10/31/2012	(27.38)
88900000	CAP Move-Settlement	UZ	2000000399	10/31/2012	7.31
88900000	CAP Move-Settlement	UZ	2000000399	10/31/2012	(25.86)
88900000	CAP Move-Settlement	UZ	2000000400	10/31/2012	(80.28)
88900000	CAP Move-Settlement	UZ	2000000400	10/31/2012	(32.15)
88900000	CAP Move-Settlement	UZ	2000000400	10/31/2012	(141.99)
88900000	CAP Move-Settlement	UZ	2000000400	10/31/2012	(890.21)
88900000	CAP Move-Settlement	UZ	2000000400	10/31/2012	1.00
88900000	CAP Move-Settlement	UZ	2000000400	10/31/2012	(66.84)
88900000	CAP Move-Settlement	UZ	2000000400	10/31/2012	(10.46)
88900000	CAP Move-Settlement	UZ	2000000400	10/31/2012	(362.95)
88900000	CAP Move-Settlement	UZ	2000000400	10/31/2012	2.71
88900000	CAP Move-Settlement	UZ	2000000402	10/31/2012	(117.03)
88900000	CAP Move-Settlement	UZ	2000000402	10/31/2012	(62.95)
88900000	CAP Move-Settlement	UZ	2000000402	10/31/2012	(18.07)
88900000	CAP Move-Settlement	UZ	2000000402	10/31/2012	1.50
88900000	CAP Move-Settlement	UZ	2000000402	10/31/2012	(0.78)
88900000	CAP Move-Settlement	UZ	2000000370	10/31/2012	(80.07)
88900000	CAP Move-Settlement	UZ	2000000370	10/31/2012	(104.37)
88900000	CAP Move-Settlement	UZ	2000000370	10/31/2012	(133.15)
88900000	CAP Move-Settlement	UZ	2000000370	10/31/2012	(102.14)
88900000	CAP Move-Settlement	UZ	2000000370	10/31/2012	(22.47)
88900000	CAP Move-Settlement	UZ	2000000370	10/31/2012	(17.24)
88900000	CAP Move-Settlement	UZ	2000000370	10/31/2012	(61.59)
88900000	CAP Move-Settlement	UZ	2000000370	10/31/2012	(80.29)
88900000	CAP Move-Settlement	UZ	2000000389	10/31/2012	16.88
88900000	CAP Move-Settlement	UZ	2000000389	10/31/2012	(386.27)
88900000	CAP Move-Settlement	UZ	2000000389	10/31/2012	30.30
88900000	CAP Move-Settlement	UZ	2000000389	10/31/2012	(18.13)
88900000	CAP Move-Settlement	UZ	2000000389	10/31/2012	(0.57)
88900000	CAP Move-Settlement	UZ	2000000389	10/31/2012	1.29
88900000	CAP Move-Settlement	UZ	2000000389	10/31/2012	(492.23)
88900000	CAP Move-Settlement	UZ	2000000391	10/31/2012	0.72
88900000	CAP Move-Settlement	UZ	2000000391	10/31/2012	1.41
88900000	CAP Move-Settlement	UZ	2000000391	10/31/2012	(42.28)
88900000	CAP Move-Settlement	UZ	2000000399	10/31/2012	0.30
88900000	CAP Move-Settlement	UZ	2000000399	10/31/2012	(24.08)
88900000	CAP Move-Settlement	UZ	2000000400	10/31/2012	0.81
88900000	CAP Move-Settlement	UZ	2000000400	10/31/2012	(5.42)
88900000	CAP Move-Settlement	UZ	2000000400	10/31/2012	0.45
88900000	CAP Move-Settlement	UZ	2000000400	10/31/2012	(108.88)
88900000	CAP Move-Settlement	UZ	2000000400	10/31/2012	(0.24)
88900000	CAP Move-Settlement	UZ	2000000400	10/31/2012	(9.65)
88900000	CAP Move-Settlement	UZ	2000000400	10/31/2012	(267.06)
88900000	CAP Move-Settlement	UZ	2000000400	10/31/2012	(18.89)
88900000	CAP Move-Settlement	UZ	2000000400	10/31/2012	(7.76)
88900000	CAP Move-Settlement	UZ	2000000402	10/31/2012	(42.60)
88900000	CAP Move-Settlement	UZ	2000000402	10/31/2012	2.20
88900000	CAP Move-Settlement	UZ	2000000402	10/31/2012	(35.11)
88900000	CAP Move-Settlement	UZ	2000000402	10/31/2012	(20.05)
88900000	CAP Move-Settlement	UZ	2000000402	10/31/2012	(3.14)
88900000	CAP Move-Settlement	UZ	2000000370	10/31/2012	(5.12)
88900000	CAP Move-Settlement	UZ	2000000370	10/31/2012	(3.93)
88900000	CAP Move-Settlement	UZ	2000000370	10/31/2012	(34.55)
88900000	CAP Move-Settlement	UZ	2000000370	10/31/2012	(45.04)
88900000	CAP Move-Settlement	UZ	2000000370	10/31/2012	(2,616.56)
88900000	CAP Move-Settlement	UZ	2000000370	10/31/2012	(2,007.22)
88900000	CAP Move-Settlement	UZ	2000000389	10/31/2012	1.33
88900000	CAP Move-Settlement	UZ	2000000389	10/31/2012	5.49
88900000	CAP Move-Settlement	UZ	2000000389	10/31/2012	1.12
88900000	CAP Move-Settlement	UZ	2000000389	10/31/2012	(159.44)
88900000	CAP Move-Settlement	UZ	2000000389	10/31/2012	20.80
88900000	CAP Move-Settlement	UZ	2000000391	10/31/2012	(130.56)

Kentucky American Water Company  
Case No. 2012-00520  
Response to PSC DR1, Item 31

Account	Description	Doc Type	Document Number	Posting Date	Amount
88900000	CAP Move-Settlement	UZ	200000391	10/31/2012	(8,047.32)
88900000	CAP Move-Settlement	UZ	200000370	10/31/2012	(3,224.68)
88900000	CAP Move-Settlement	UZ	200000370	10/31/2012	(2,473.72)
88900000	CAP Move-Settlement	UZ	200000389	10/31/2012	1.80
88900000	CAP Move-Settlement	UZ	200000389	10/31/2012	(7,138.60)
88900000	CAP Move-Settlement	UZ	200000389	10/31/2012	0.20
88900000	CAP Move-Settlement	UZ	200000389	10/31/2012	(112.96)
88900000	CAP Move-Settlement	UZ	200000391	10/31/2012	0.34
88900000	CAP Move-Settlement	UZ	200000391	10/31/2012	13.32
88900000	CAP Move-Settlement	UZ	200000391	10/31/2012	(99.02)
88900000	CAP Move-Settlement	UZ	200000370	10/31/2012	(24.61)
88900000	CAP Move-Settlement	UZ	200000370	10/31/2012	(18.88)
88900000	CAP Move-Settlement	UZ	200000389	10/31/2012	7.29
88900000	CAP Move-Settlement	UZ	200000370	10/31/2012	(92.16)
88900000	CAP Move-Settlement	UZ	200000370	10/31/2012	(70.70)
88900000	CAP Move-Settlement	UZ	200000389	10/31/2012	(818.34)
88900000	CAP Move-Settlement	UZ	200000389	10/31/2012	36.43
88900000	CAP Move-Settlement	UZ	200000389	10/31/2012	(3.54)
88900000	CAP Move-Settlement	UZ	200000389	10/31/2012	4.41
88900000	CAP Move-Settlement	UZ	200000389	10/31/2012	1.14
88900000	CAP Move-Settlement	UZ	200000389	10/31/2012	(507.94)
88900000	CAP Move-Settlement	UZ	200000389	10/31/2012	(49.12)
88900000	CAP Move-Settlement	UZ	200000391	10/31/2012	44.28
88900000	CAP Move-Settlement	UZ	200000391	10/31/2012	3.16
88900000	CAP Move-Settlement	UZ	200000391	10/31/2012	(168.56)
88900000	CAP Move-Settlement	UZ	200000392	10/31/2012	(14.34)
88900000	CAP Move-Settlement	UZ	200000399	10/31/2012	(88.25)
88900000	CAP Move-Settlement	UZ	200000399	10/31/2012	(33.81)
88900000	CAP Move-Settlement	UZ	200000399	10/31/2012	(194.48)
88900000	CAP Move-Settlement	UZ	200000399	10/31/2012	3.68
88900000	CAP Move-Settlement	UZ	200000400	10/31/2012	(13.15)
88900000	CAP Move-Settlement	UZ	200000400	10/31/2012	(91.00)
88900000	CAP Move-Settlement	UZ	200000400	10/31/2012	0.50
88900000	CAP Move-Settlement	UZ	200000400	10/31/2012	1.35
88900000	CAP Move-Settlement	UZ	200000400	10/31/2012	0.73
88900000	CAP Move-Settlement	UZ	200000400	10/31/2012	(46.56)
88900000	CAP Move-Settlement	UZ	200000401	10/31/2012	(51.36)
88900000	CAP Move-Settlement	UZ	200000402	10/31/2012	(450.12)
88900000	CAP Move-Settlement	UZ	200000402	10/31/2012	0.75
88900000	CAP Move-Settlement	UZ	200000402	10/31/2012	(24.05)
88900000	CAP Move-Settlement	UZ	200000402	10/31/2012	(1.24)
88900000	CAP Move-Settlement	UZ	200000402	10/31/2012	(5.23)
88900000	CAP Move-Settlement	UZ	200000370	10/31/2012	(639.06)
88900000	CAP Move-Settlement	UZ	200000370	10/31/2012	(490.24)
88900000	CAP Move-Settlement	UZ	200000370	10/31/2012	(9.78)
88900000	CAP Move-Settlement	UZ	200000370	10/31/2012	(12.75)
88900000	CAP Move-Settlement	UZ	200000370	10/31/2012	(7.31)
88900000	CAP Move-Settlement	UZ	200000370	10/31/2012	(9.52)
88900000	CAP Move-Settlement	UZ	200000370	10/31/2012	(20.05)
88900000	CAP Move-Settlement	UZ	200000370	10/31/2012	(15.38)
88900000	CAP Move-Settlement	UZ	200000370	10/31/2012	(1,612.50)
88900000	CAP Move-Settlement	UZ	200000370	10/31/2012	(1,236.98)
88900000	CAP Move-Settlement	UZ	200000370	10/31/2012	(202.40)
88900000	CAP Move-Settlement	UZ	200000370	10/31/2012	(263.84)
88900000	CAP Move-Settlement	UZ	200000389	10/31/2012	(10.16)
88900000	CAP Move-Settlement	UZ	200000389	10/31/2012	(0.94)
88900000	CAP Move-Settlement	UZ	200000389	10/31/2012	(0.75)
88900000	CAP Move-Settlement	UZ	200000389	10/31/2012	(1.58)
88900000	CAP Move-Settlement	UZ	200000391	10/31/2012	0.16
88900000	CAP Move-Settlement	UZ	200000389	10/31/2012	4.40
88900000	CAP Move-Settlement	UZ	200000389	10/31/2012	0.04
88900000	CAP Move-Settlement	UZ	200000391	10/31/2012	(1.47)
88900000	CAP Move-Settlement	UZ	200000391	10/31/2012	(4.39)
88900000	CAP Move-Settlement	UZ	200000389	10/31/2012	(182.77)
88900000	CAP Move-Settlement	UZ	200000389	10/31/2012	(13.30)
88900000	CAP Move-Settlement	UZ	200000389	10/31/2012	(54.41)
88900000	CAP Move-Settlement	UZ	200000389	10/31/2012	(0.16)
88900000	CAP Move-Settlement	UZ	200000389	10/31/2012	(289.92)
88900000	CAP Move-Settlement	UZ	200000389	10/31/2012	6.13
88900000	CAP Move-Settlement	UZ	200000389	10/31/2012	(20.85)
88900000	CAP Move-Settlement	UZ	200000389	10/31/2012	(17.12)
88900000	CAP Move-Settlement	UZ	200000391	10/31/2012	(26.46)
88900000	CAP Move-Settlement	UZ	200000399	10/31/2012	(6.91)
88900000	CAP Move-Settlement	UZ	200000399	10/31/2012	(14.22)
88900000	CAP Move-Settlement	UZ	200000399	10/31/2012	0.54
88900000	CAP Move-Settlement	UZ	200000400	10/31/2012	(73.21)
88900000	CAP Move-Settlement	UZ	200000400	10/31/2012	(0.20)

Kentucky American Water Company  
Case No. 2012-00520  
Response to PSC DR1, Item 31

Account	Description	Doc Type	Document Number	Posting Date	Amount
88900000	CAP Move-Settlement	UZ	2000000400	10/31/2012	1.46
88900000	CAP Move-Settlement	UZ	2000000400	10/31/2012	(28.69)
88900000	CAP Move-Settlement	UZ	2000000400	10/31/2012	(178.75)
88900000	CAP Move-Settlement	UZ	2000000400	10/31/2012	(3.79)
88900000	CAP Move-Settlement	UZ	2000000400	10/31/2012	(12.69)
88900000	CAP Move-Settlement	UZ	2000000400	10/31/2012	(5.45)
88900000	CAP Move-Settlement	UZ	2000000402	10/31/2012	0.32
88900000	CAP Move-Settlement	UZ	2000000402	10/31/2012	(17.89)
88900000	CAP Move-Settlement	UZ	2000000402	10/31/2012	(2.12)
88900000	CAP Move-Settlement	UZ	2000000402	10/31/2012	(25.25)
88900000	CAP Move-Settlement	UZ	2000000402	10/31/2012	0.20
88900000	CAP Move-Settlement	UZ	2000000389	10/31/2012	(94.21)
88900000	CAP Move-Settlement	UZ	2000000389	10/31/2012	2.09
88900000	CAP Move-Settlement	UZ	2000000389	10/31/2012	(6.70)
88900000	CAP Move-Settlement	UZ	2000000391	10/31/2012	(11.99)
88900000	CAP Move-Settlement	UZ	2000000399	10/31/2012	(8.03)
88900000	CAP Move-Settlement	UZ	2000000399	10/31/2012	(6.70)
88900000	CAP Move-Settlement	UZ	2000000400	10/31/2012	0.73
88900000	CAP Move-Settlement	UZ	2000000400	10/31/2012	0.15
88900000	CAP Move-Settlement	UZ	2000000400	10/31/2012	(1.04)
88900000	CAP Move-Settlement	UZ	2000000400	10/31/2012	(6.30)
88900000	CAP Move-Settlement	UZ	2000000400	10/31/2012	(89.03)
88900000	CAP Move-Settlement	UZ	2000000402	10/31/2012	(0.08)
88900000	CAP Move-Settlement	UZ	2000000402	10/31/2012	(11.70)
88900000	CAP Move-Settlement	UZ	2000000402	10/31/2012	(2.59)
88900000	CAP Move-Settlement	UZ	2000000402	10/31/2012	(36.30)
88900000	CAP Move-Settlement	UZ	2000000402	10/31/2012	(3.22)
88900000	CAP Move-Settlement	UZ	2000000402	10/31/2012	(1.80)
88900000	CAP Move-Settlement	UZ	2000000402	10/31/2012	0.10
88900000	CAP Move-Settlement	UZ	2000000402	10/31/2012	(14.20)
88900000	CAP Move-Settlement	UZ	2000000402	10/31/2012	0.27
88900000	CAP Move-Settlement	UZ	2000000370	10/31/2012	(11.29)
88900000	CAP Move-Settlement	UZ	2000000370	10/31/2012	(8.66)
88900000	CAP Move-Settlement	UZ	2000000389	10/31/2012	3.54
88900000	CAP Move-Settlement	UZ	2000000389	10/31/2012	67.30
88900000	CAP Move-Settlement	UZ	2000000389	10/31/2012	6.26
88900000	CAP Move-Settlement	UZ	2000000389	10/31/2012	250.55
88900000	CAP Move-Settlement	UZ	2000000389	10/31/2012	18.16
88900000	CAP Move-Settlement	UZ	2000000370	10/31/2012	(12.09)
88900000	CAP Move-Settlement	UZ	2000000370	10/31/2012	(9.27)
88900000	CAP Move-Settlement	UZ	2000000389	10/31/2012	(67.90)
88900000	CAP Move-Settlement	UZ	2000000389	10/31/2012	(4.71)
88900000	CAP Move-Settlement	UZ	2000000389	10/31/2012	(32.68)
88900000	CAP Move-Settlement	UZ	2000000391	10/31/2012	4.12
88900000	CAP Move-Settlement	UZ	2000000391	10/31/2012	1.93
88900000	CAP Move-Settlement	UZ	2000000399	10/31/2012	(1.04)
88900000	CAP Move-Settlement	UZ	2000000399	10/31/2012	(1.80)
88900000	CAP Move-Settlement	UZ	2000000399	10/31/2012	(14.20)
88900000	CAP Move-Settlement	UZ	2000000400	10/31/2012	(89.03)
88900000	CAP Move-Settlement	UZ	2000000400	10/31/2012	(3.22)
88900000	CAP Move-Settlement	UZ	2000000400	10/31/2012	(2.59)
88900000	CAP Move-Settlement	UZ	2000000400	10/31/2012	0.15
88900000	CAP Move-Settlement	UZ	2000000400	10/31/2012	(11.70)
88900000	CAP Move-Settlement	UZ	2000000400	10/31/2012	(0.08)
88900000	CAP Move-Settlement	UZ	2000000400	10/31/2012	0.73
88900000	CAP Move-Settlement	UZ	2000000402	10/31/2012	(8.03)
88900000	CAP Move-Settlement	UZ	2000000402	10/31/2012	(36.30)
88900000	CAP Move-Settlement	UZ	2000000402	10/31/2012	(6.70)
88900000	CAP Move-Settlement	UZ	2000000402	10/31/2012	0.27
88900000	CAP Move-Settlement	UZ	2000000402	10/31/2012	(6.30)
88900000	CAP Move-Settlement	UZ	2000000402	10/31/2012	0.10
88900000	CAP Move-Settlement	UZ	2000000370	10/31/2012	(9.67)
88900000	CAP Move-Settlement	UZ	2000000370	10/31/2012	(12.60)
88900000	CAP Move-Settlement	UZ	2000000370	10/31/2012	(0.35)
88900000	CAP Move-Settlement	UZ	2000000370	10/31/2012	(0.27)
88900000	CAP Move-Settlement	UZ	2000000389	10/31/2012	(4,192.41)
88900000	CAP Move-Settlement	UZ	2000000370	10/31/2012	(23.39)
88900000	CAP Move-Settlement	UZ	2000000370	10/31/2012	(30.49)
88900000	CAP Move-Settlement	UZ	2000000370	10/31/2012	(389.49)
88900000	CAP Move-Settlement	UZ	2000000370	10/31/2012	(507.73)
88900000	CAP Move-Settlement	UZ	2000000388	10/31/2012	(4,582.56)
88900000	CAP Move-Settlement	UZ	2000000389	10/31/2012	0.80
88900000	CAP Move-Settlement	UZ	2000000389	10/31/2012	(1.90)
88900000	CAP Move-Settlement	UZ	2000000389	10/31/2012	26.91
88900000	CAP Move-Settlement	UZ	2000000389	10/31/2012	(0.56)
88900000	CAP Move-Settlement	UZ	2000000389	10/31/2012	(2.88)
88900000	CAP Move-Settlement	UZ	2000000389	10/31/2012	12.72

Kentucky American Water Company  
Case No. 2012-00520  
Response to PSC DR1, Item 31

Account	Description	Doc Type	Document Number	Posting Date	Amount
88900000	CAP Move-Settlement	UZ	200000370	10/31/2012	(2.69)
88900000	CAP Move-Settlement	UZ	200000370	10/31/2012	(3.51)
88900000	CAP Move-Settlement	UZ	200000370	10/31/2012	(1.33)
88900000	CAP Move-Settlement	UZ	200000370	10/31/2012	(1.73)
88900000	CAP Move-Settlement	UZ	200000370	10/31/2012	(0.01)
88900000	CAP Move-Settlement	UZ	200000370	10/31/2012	(0.01)
88900000	CAP Move-Settlement	UZ	200000389	10/31/2012	(755.04)
88900000	CAP Move-Settlement	UZ	200000389	10/31/2012	(4.25)
88900000	CAP Move-Settlement	UZ	200000389	10/31/2012	(48.64)
88900000	CAP Move-Settlement	UZ	200000391	10/31/2012	(5.86)
88900000	CAP Move-Settlement	UZ	200000391	10/31/2012	(0.69)
88900000	CAP Move-Settlement	UZ	200000370	10/31/2012	(2.03)
88900000	CAP Move-Settlement	UZ	200000370	10/31/2012	(2.65)
88900000	CAP Move-Settlement	UZ	200000370	10/31/2012	(7.83)
88900000	CAP Move-Settlement	UZ	200000370	10/31/2012	(10.21)
88900000	CAP Move-Settlement	UZ	200000388	10/31/2012	(66.65)
88900000	CAP Move-Settlement	UZ	200000389	10/31/2012	(1.09)
88900000	CAP Move-Settlement	UZ	200000389	10/31/2012	53.53
88900000	CAP Move-Settlement	UZ	200000391	10/31/2012	(3.16)
88900000	CAP Move-Settlement	UZ	200000391	10/31/2012	3.41
88900000	CAP Move-Settlement	UZ	200000391	10/31/2012	5.05
88900000	CAP Move-Settlement	UZ	200000399	10/31/2012	(0.29)
88900000	CAP Move-Settlement	UZ	200000399	10/31/2012	(0.05)
88900000	CAP Move-Settlement	UZ	200000400	10/31/2012	(0.03)
88900000	CAP Move-Settlement	UZ	200000400	10/31/2012	(0.10)
88900000	CAP Move-Settlement	UZ	200000400	10/31/2012	(0.28)
88900000	CAP Move-Settlement	UZ	200000400	10/31/2012	(0.48)
88900000	CAP Move-Settlement	UZ	200000402	10/31/2012	(1.83)
88900000	CAP Move-Settlement	UZ	200000402	10/31/2012	(0.86)
88900000	CAP Move-Settlement	UZ	200000402	10/31/2012	0.02
88900000	CAP Move-Settlement	UZ	200000402	10/31/2012	(0.62)
88900000	CAP Move-Settlement	UZ	200000402	10/31/2012	(0.17)
88900000	CAP Move-Settlement	UZ	200000402	10/31/2012	(0.71)
88900000	CAP Move-Settlement	UZ	200000402	10/31/2012	(1.85)
88900000	CAP Move-Settlement	UZ	200000370	10/31/2012	(1.35)
88900000	CAP Move-Settlement	UZ	200000370	10/31/2012	(1.76)
88900000	CAP Move-Settlement	UZ	200000389	10/31/2012	(7.51)
88900000	CAP Move-Settlement	UZ	200000389	10/31/2012	4.69
88900000	CAP Move-Settlement	UZ	200000391	10/31/2012	251.55
88900000	CAP Move-Settlement	UZ	200000370	10/31/2012	(16.03)
88900000	CAP Move-Settlement	UZ	200000370	10/31/2012	(12.30)
88900000	CAP Move-Settlement	UZ	200000389	10/31/2012	(53.98)
88900000	CAP Move-Settlement	UZ	200000389	10/31/2012	(23.56)
88900000	CAP Move-Settlement	UZ	200000390	10/31/2012	(8.15)
88900000	CAP Move-Settlement	UZ	200000391	10/31/2012	(325.99)
88900000	CAP Move-Settlement	UZ	200000399	10/31/2012	2.20
88900000	CAP Move-Settlement	UZ	200000399	10/31/2012	(42.60)
88900000	CAP Move-Settlement	UZ	200000399	10/31/2012	0.30
88900000	CAP Move-Settlement	UZ	200000399	10/31/2012	(267.06)
88900000	CAP Move-Settlement	UZ	200000399	10/31/2012	(24.08)
88900000	CAP Move-Settlement	UZ	200000399	10/31/2012	(3.14)
88900000	CAP Move-Settlement	UZ	200000400	10/31/2012	(18.89)
88900000	CAP Move-Settlement	UZ	200000400	10/31/2012	(5.42)
88900000	CAP Move-Settlement	UZ	200000400	10/31/2012	(7.76)
88900000	CAP Move-Settlement	UZ	200000400	10/31/2012	(9.65)
88900000	CAP Move-Settlement	UZ	200000402	10/31/2012	(108.88)
88900000	CAP Move-Settlement	UZ	200000402	10/31/2012	(20.05)
88900000	CAP Move-Settlement	UZ	200000402	10/31/2012	0.45
88900000	CAP Move-Settlement	UZ	200000402	10/31/2012	(35.11)
88900000	CAP Move-Settlement	UZ	200000402	10/31/2012	(0.24)
88900000	CAP Move-Settlement	UZ	200000402	10/31/2012	0.81
88900000	CAP Move-Settlement	UZ	200000389	10/31/2012	5.52
88900000	CAP Move-Settlement	UZ	200000389	10/31/2012	74.68
88900000	CAP Move-Settlement	UZ	200000389	10/31/2012	5.91
88900000	CAP Move-Settlement	UZ	200000391	10/31/2012	0.03
88900000	CAP Move-Settlement	UZ	200000391	10/31/2012	0.17
88900000	CAP Move-Settlement	UZ	200000389	10/31/2012	(5.93)
88900000	CAP Move-Settlement	UZ	200000389	10/31/2012	(139.84)
88900000	CAP Move-Settlement	UZ	200000389	10/31/2012	2.15
88900000	CAP Move-Settlement	UZ	200000389	10/31/2012	(3.75)
88900000	CAP Move-Settlement	UZ	200000391	10/31/2012	(0.94)
88900000	CAP Move-Settlement	UZ	200000399	10/31/2012	(36.30)
88900000	CAP Move-Settlement	UZ	200000399	10/31/2012	0.15
88900000	CAP Move-Settlement	UZ	200000399	10/31/2012	(6.70)
88900000	CAP Move-Settlement	UZ	200000400	10/31/2012	(0.08)
88900000	CAP Move-Settlement	UZ	200000400	10/31/2012	(14.20)
88900000	CAP Move-Settlement	UZ	200000400	10/31/2012	(3.22)

Kentucky American Water Company  
Case No. 2012-00520  
Response to PSC DR1, Item 31

Account	Description	Doc Type	Document Number	Posting Date	Amount
88900000	CAP Move-Settlement	UZ	2000000400	10/31/2012	(8.03)
88900000	CAP Move-Settlement	UZ	2000000400	10/31/2012	(1.80)
88900000	CAP Move-Settlement	UZ	2000000402	10/31/2012	(89.03)
88900000	CAP Move-Settlement	UZ	2000000402	10/31/2012	0.10
88900000	CAP Move-Settlement	UZ	2000000402	10/31/2012	0.73
88900000	CAP Move-Settlement	UZ	2000000402	10/31/2012	(1.04)
88900000	CAP Move-Settlement	UZ	2000000402	10/31/2012	(2.59)
88900000	CAP Move-Settlement	UZ	2000000402	10/31/2012	(6.30)
88900000	CAP Move-Settlement	UZ	2000000402	10/31/2012	0.27
88900000	CAP Move-Settlement	UZ	2000000402	10/31/2012	(11.70)
88900000	CAP Move-Settlement	UZ	2000000389	10/31/2012	(1.42)
88900000	CAP Move-Settlement	UZ	2000000389	10/31/2012	(8.71)
88900000	CAP Move-Settlement	UZ	2000000389	10/31/2012	(104.87)
88900000	CAP Move-Settlement	UZ	2000000391	10/31/2012	2.15
88900000	CAP Move-Settlement	UZ	2000000391	10/31/2012	(5.51)
88900000	CAP Move-Settlement	UZ	2000000399	10/31/2012	0.15
88900000	CAP Move-Settlement	UZ	2000000399	10/31/2012	(0.08)
88900000	CAP Move-Settlement	UZ	2000000399	10/31/2012	(1.80)
88900000	CAP Move-Settlement	UZ	2000000399	10/31/2012	0.27
88900000	CAP Move-Settlement	UZ	2000000400	10/31/2012	(14.20)
88900000	CAP Move-Settlement	UZ	2000000400	10/31/2012	(8.03)
88900000	CAP Move-Settlement	UZ	2000000400	10/31/2012	(6.30)
88900000	CAP Move-Settlement	UZ	2000000402	10/31/2012	(11.70)
88900000	CAP Move-Settlement	UZ	2000000402	10/31/2012	0.73
88900000	CAP Move-Settlement	UZ	2000000402	10/31/2012	(89.03)
88900000	CAP Move-Settlement	UZ	2000000402	10/31/2012	0.10
88900000	CAP Move-Settlement	UZ	2000000402	10/31/2012	(2.59)
88900000	CAP Move-Settlement	UZ	2000000402	10/31/2012	(6.70)
88900000	CAP Move-Settlement	UZ	2000000402	10/31/2012	(3.22)
88900000	CAP Move-Settlement	UZ	2000000402	10/31/2012	(1.04)
88900000	CAP Move-Settlement	UZ	2000000402	10/31/2012	(36.30)
88900000	CAP Move-Settlement	UZ	2000000389	10/31/2012	(8.71)
88900000	CAP Move-Settlement	UZ	2000000389	10/31/2012	(5.51)
88900000	CAP Move-Settlement	UZ	2000000389	10/31/2012	(1.42)
88900000	CAP Move-Settlement	UZ	2000000389	10/31/2012	2.15
88900000	CAP Move-Settlement	UZ	2000000391	10/31/2012	(104.87)
88900000	CAP Move-Settlement	UZ	2000000392	10/31/2012	(6.30)
88900000	CAP Move-Settlement	UZ	2000000392	10/31/2012	0.73
88900000	CAP Move-Settlement	UZ	2000000399	10/31/2012	(11.70)
88900000	CAP Move-Settlement	UZ	2000000399	10/31/2012	(89.03)
88900000	CAP Move-Settlement	UZ	2000000399	10/31/2012	(6.70)
88900000	CAP Move-Settlement	UZ	2000000400	10/31/2012	0.10
88900000	CAP Move-Settlement	UZ	2000000400	10/31/2012	(2.59)
88900000	CAP Move-Settlement	UZ	2000000400	10/31/2012	(8.03)
88900000	CAP Move-Settlement	UZ	2000000400	10/31/2012	(0.08)
88900000	CAP Move-Settlement	UZ	2000000402	10/31/2012	0.27
88900000	CAP Move-Settlement	UZ	2000000402	10/31/2012	(14.20)
88900000	CAP Move-Settlement	UZ	2000000402	10/31/2012	(36.30)
88900000	CAP Move-Settlement	UZ	2000000402	10/31/2012	(1.04)
88900000	CAP Move-Settlement	UZ	2000000402	10/31/2012	(3.22)
88900000	CAP Move-Settlement	UZ	2000000402	10/31/2012	(1.80)
88900000	CAP Move-Settlement	UZ	2000000402	10/31/2012	0.15
88900000	CAP Move-Settlement	UZ	2000000389	10/31/2012	(7.61)
88900000	CAP Move-Settlement	UZ	2000000389	10/31/2012	(18.52)
88900000	CAP Move-Settlement	UZ	2000000389	10/31/2012	(2.57)
88900000	CAP Move-Settlement	UZ	2000000391	10/31/2012	(247.99)
88900000	CAP Move-Settlement	UZ	2000000391	10/31/2012	(55.04)
88900000	CAP Move-Settlement	UZ	2000000391	10/31/2012	(3.35)
88900000	CAP Move-Settlement	UZ	2000000392	10/31/2012	(178.04)
88900000	CAP Move-Settlement	UZ	2000000399	10/31/2012	(0.15)
88900000	CAP Move-Settlement	UZ	2000000399	10/31/2012	(12.59)
88900000	CAP Move-Settlement	UZ	2000000400	10/31/2012	1.46
88900000	CAP Move-Settlement	UZ	2000000400	10/31/2012	(72.59)
88900000	CAP Move-Settlement	UZ	2000000400	10/31/2012	(23.40)
88900000	CAP Move-Settlement	UZ	2000000400	10/31/2012	(16.06)
88900000	CAP Move-Settlement	UZ	2000000400	10/31/2012	(3.62)
88900000	CAP Move-Settlement	UZ	2000000400	10/31/2012	0.54
88900000	CAP Move-Settlement	UZ	2000000402	10/31/2012	(13.36)
88900000	CAP Move-Settlement	UZ	2000000402	10/31/2012	0.20
88900000	CAP Move-Settlement	UZ	2000000402	10/31/2012	(5.17)
88900000	CAP Move-Settlement	UZ	2000000402	10/31/2012	(28.40)
88900000	CAP Move-Settlement	UZ	2000000402	10/31/2012	(6.43)
88900000	CAP Move-Settlement	UZ	2000000402	10/31/2012	(2.09)
88900000	CAP Move-Settlement	UZ	2000000402	10/31/2012	0.30
88900000	CAP Move-Settlement	UZ	2000000389	10/31/2012	(5.68)
88900000	CAP Move-Settlement	UZ	2000000389	10/31/2012	(9.11)
88900000	CAP Move-Settlement	UZ	2000000389	10/31/2012	0.16

Kentucky American Water Company  
Case No. 2012-00520  
Response to PSC DR1, Item 31

Account	Description	Doc Type	Document Number	Posting Date	Amount
88900000	CAP Move-Settlement	UZ	200000389	10/31/2012	10.43
88900000	CAP Move-Settlement	UZ	200000389	10/31/2012	(63.56)
88900000	CAP Move-Settlement	UZ	200000391	10/31/2012	0.11
88900000	CAP Move-Settlement	UZ	200000391	10/31/2012	(1.39)
88900000	CAP Move-Settlement	UZ	200000391	10/31/2012	(75.97)
88900000	CAP Move-Settlement	UZ	200000391	10/31/2012	0.18
88900000	CAP Move-Settlement	UZ	200000388	10/31/2012	(0.56)
88900000	CAP Move-Settlement	UZ	200000389	10/31/2012	1.18
88900000	CAP Move-Settlement	UZ	200000389	10/31/2012	4.83
88900000	CAP Move-Settlement	UZ	200000391	10/31/2012	(0.76)
88900000	CAP Move-Settlement	UZ	200000391	10/31/2012	0.09
88900000	CAP Move-Settlement	UZ	200000389	10/31/2012	(0.58)
88900000	CAP Move-Settlement	UZ	200000389	10/31/2012	2.45
88900000	CAP Move-Settlement	UZ	200000391	10/31/2012	7.24
88900000	CAP Move-Settlement	UZ	200000391	10/31/2012	(0.42)
88900000	CAP Move-Settlement	UZ	200000391	10/31/2012	33.24
88900000	CAP Move-Settlement	UZ	200000391	10/31/2012	0.13
88900000	CAP Move-Settlement	UZ	200000389	10/31/2012	1.67
88900000	CAP Move-Settlement	UZ	200000389	10/31/2012	0.47
88900000	CAP Move-Settlement	UZ	200000389	10/31/2012	2.38
88900000	CAP Move-Settlement	UZ	200000389	10/31/2012	28.96
88900000	CAP Move-Settlement	UZ	200000391	10/31/2012	1.25
88900000	CAP Move-Settlement	UZ	200000391	10/31/2012	5.78
88900000	CAP Move-Settlement	UZ	200000391	10/31/2012	5.78
88900000	CAP Move-Settlement	UZ	200000391	10/31/2012	(37.90)
88900000	CAP Move-Settlement	UZ	200000389	10/31/2012	5.78
88900000	CAP Move-Settlement	UZ	200000391	10/31/2012	0.47
88900000	CAP Move-Settlement	UZ	200000389	10/31/2012	0.47
88900000	CAP Move-Settlement	UZ	200000389	10/31/2012	0.93
88900000	CAP Move-Settlement	UZ	200000389	10/31/2012	(0.73)
88900000	CAP Move-Settlement	UZ	200000389	10/31/2012	0.34
88900000	CAP Move-Settlement	UZ	200000389	10/31/2012	3.57
88900000	CAP Move-Settlement	UZ	200000389	10/31/2012	(1.09)
88900000	CAP Move-Settlement	UZ	200000389	10/31/2012	(10.62)
88900000	CAP Move-Settlement	UZ	200000389	10/31/2012	(6.40)
88900000	CAP Move-Settlement	UZ	200000390	10/31/2012	23.53
88900000	CAP Move-Settlement	UZ	200000389	10/31/2012	0.11
88900000	CAP Move-Settlement	UZ	200000389	10/31/2012	3.57
88900000	CAP Move-Settlement	UZ	200000389	10/31/2012	23.27
88900000	CAP Move-Settlement	UZ	200000389	10/31/2012	(1.63)
88900000	CAP Move-Settlement	UZ	200000389	10/31/2012	0.26
88900000	CAP Move-Settlement	UZ	200000389	10/31/2012	(1.14)
88900000	CAP Move-Settlement	UZ	200000391	10/31/2012	(0.06)
88900000	CAP Move-Settlement	UZ	200000391	10/31/2012	(9.40)
88900000	CAP Move-Settlement	UZ	200000391	10/31/2012	0.14
88900000	CAP Move-Settlement	UZ	200000389	10/31/2012	16.85
88900000	CAP Move-Settlement	UZ	200000389	10/31/2012	(1.14)
88900000	CAP Move-Settlement	UZ	200000389	10/31/2012	3.57
88900000	CAP Move-Settlement	UZ	200000389	10/31/2012	0.14
88900000	CAP Move-Settlement	UZ	200000391	10/31/2012	(9.41)
88900000	CAP Move-Settlement	UZ	200000391	10/31/2012	(0.06)
88900000	CAP Move-Settlement	UZ	200000391	10/31/2012	0.26
88900000	CAP Move-Settlement	UZ	200000391	10/31/2012	0.11
88900000	CAP Move-Settlement	UZ	200000391	10/31/2012	(1.63)
88900000	CAP Move-Settlement	UZ	200000389	10/31/2012	1.26
88900000	CAP Move-Settlement	UZ	200000389	10/31/2012	(4.07)
88900000	CAP Move-Settlement	UZ	200000389	10/31/2012	0.33
88900000	CAP Move-Settlement	UZ	200000389	10/31/2012	(0.06)
88900000	CAP Move-Settlement	UZ	200000389	10/31/2012	18.42
88900000	CAP Move-Settlement	UZ	200000389	10/31/2012	1.47
88900000	CAP Move-Settlement	UZ	200000391	10/31/2012	(0.48)
88900000	CAP Move-Settlement	UZ	200000391	10/31/2012	0.56
88900000	CAP Move-Settlement	UZ	200000391	10/31/2012	(0.37)
88900000	CAP Move-Settlement	UZ	200000370	10/31/2012	(7.57)
88900000	CAP Move-Settlement	UZ	200000370	10/31/2012	(9.86)
88900000	CAP Move-Settlement	UZ	200000389	10/31/2012	(11.81)
88900000	CAP Move-Settlement	UZ	200000389	10/31/2012	(2.19)
88900000	CAP Move-Settlement	UZ	200000389	10/31/2012	1.94
88900000	CAP Move-Settlement	UZ	200000389	10/31/2012	(5.66)
88900000	CAP Move-Settlement	UZ	200000389	10/31/2012	3.57
88900000	CAP Move-Settlement	UZ	200000389	10/31/2012	(38.80)
88900000	CAP Move-Settlement	UZ	200000388	10/31/2012	5.01
88900000	CAP Move-Settlement	UZ	200000388	10/31/2012	10.62
88900000	CAP Move-Settlement	UZ	200000389	10/31/2012	(1.57)
88900000	CAP Move-Settlement	UZ	200000389	10/31/2012	(221.25)
88900000	CAP Move-Settlement	UZ	200000389	10/31/2012	18.41
88900000	CAP Move-Settlement	UZ	200000389	10/31/2012	(358.77)

Kentucky American Water Company  
Case No. 2012-00520  
Response to PSC DR1, Item 31

Account	Description	Doc Type	Document Number	Posting Date	Amount
88900000	CAP Move-Settlement	UZ	200000399	10/31/2012	(35.11)
88900000	CAP Move-Settlement	UZ	200000399	10/31/2012	(108.88)
88900000	CAP Move-Settlement	UZ	200000400	10/31/2012	0.81
88900000	CAP Move-Settlement	UZ	200000400	10/31/2012	(20.05)
88900000	CAP Move-Settlement	UZ	200000400	10/31/2012	(5.42)
88900000	CAP Move-Settlement	UZ	200000400	10/31/2012	0.45
88900000	CAP Move-Settlement	UZ	200000400	10/31/2012	2.20
88900000	CAP Move-Settlement	UZ	200000400	10/31/2012	(0.24)
88900000	CAP Move-Settlement	UZ	200000402	10/31/2012	(18.89)
88900000	CAP Move-Settlement	UZ	200000402	10/31/2012	(3.14)
88900000	CAP Move-Settlement	UZ	200000402	10/31/2012	(9.65)
88900000	CAP Move-Settlement	UZ	200000402	10/31/2012	(42.60)
88900000	CAP Move-Settlement	UZ	200000402	10/31/2012	(24.08)
88900000	CAP Move-Settlement	UZ	200000402	10/31/2012	0.30
88900000	CAP Move-Settlement	UZ	200000402	10/31/2012	(7.76)
88900000	CAP Move-Settlement	UZ	200000402	10/31/2012	(267.06)
88900000	CAP Move-Settlement	UZ	200000388	10/31/2012	(26.67)
88900000	CAP Move-Settlement	UZ	200000388	10/31/2012	15.35
88900000	CAP Move-Settlement	UZ	200000389	10/31/2012	(65.98)
88900000	CAP Move-Settlement	UZ	200000389	10/31/2012	33.19
88900000	CAP Move-Settlement	UZ	200000389	10/31/2012	(3.69)
88900000	CAP Move-Settlement	UZ	200000389	10/31/2012	13.09
88900000	CAP Move-Settlement	UZ	200000389	10/31/2012	253.26
88900000	CAP Move-Settlement	UZ	200000391	10/31/2012	3.53
88900000	CAP Move-Settlement	UZ	200000391	10/31/2012	13.84
88900000	CAP Move-Settlement	UZ	200000389	10/31/2012	(9.34)
88900000	CAP Move-Settlement	UZ	200000389	10/31/2012	42.18
88900000	CAP Move-Settlement	UZ	200000389	10/31/2012	0.46
88900000	CAP Move-Settlement	UZ	200000389	10/31/2012	(80.14)
88900000	CAP Move-Settlement	UZ	200000389	10/31/2012	10.15
88900000	CAP Move-Settlement	UZ	200000389	10/31/2012	(11.38)
88900000	CAP Move-Settlement	UZ	200000389	10/31/2012	(10.86)
88900000	CAP Move-Settlement	UZ	200000391	10/31/2012	4.60
88900000	CAP Move-Settlement	UZ	200000399	10/31/2012	(36.30)
88900000	CAP Move-Settlement	UZ	200000399	10/31/2012	(3.22)
88900000	CAP Move-Settlement	UZ	200000400	10/31/2012	(1.04)
88900000	CAP Move-Settlement	UZ	200000400	10/31/2012	(6.30)
88900000	CAP Move-Settlement	UZ	200000400	10/31/2012	0.73
88900000	CAP Move-Settlement	UZ	200000402	10/31/2012	(89.03)
88900000	CAP Move-Settlement	UZ	200000402	10/31/2012	(1.80)
88900000	CAP Move-Settlement	UZ	200000402	10/31/2012	0.27
88900000	CAP Move-Settlement	UZ	200000402	10/31/2012	(6.70)
88900000	CAP Move-Settlement	UZ	200000402	10/31/2012	0.10
88900000	CAP Move-Settlement	UZ	200000402	10/31/2012	0.15
88900000	CAP Move-Settlement	UZ	200000402	10/31/2012	(0.08)
88900000	CAP Move-Settlement	UZ	200000402	10/31/2012	(2.59)
88900000	CAP Move-Settlement	UZ	200000402	10/31/2012	(11.70)
88900000	CAP Move-Settlement	UZ	200000402	10/31/2012	(14.20)
88900000	CAP Move-Settlement	UZ	200000402	10/31/2012	(8.03)
88900000	CAP Move-Settlement	UZ	200000391	10/31/2012	(17.04)
88900000	CAP Move-Settlement	UZ	200000388	10/31/2012	(2.66)
88900000	CAP Move-Settlement	UZ	200000389	10/31/2012	(51.90)
88900000	CAP Move-Settlement	UZ	200000389	10/31/2012	5.63
88900000	CAP Move-Settlement	UZ	200000389	10/31/2012	(36.74)
88900000	CAP Move-Settlement	UZ	200000389	10/31/2012	(17.04)
88900000	CAP Move-Settlement	UZ	200000389	10/31/2012	(24.21)
88900000	CAP Move-Settlement	UZ	200000390	10/31/2012	(332.45)
88900000	CAP Move-Settlement	UZ	200000399	10/31/2012	(7.76)
88900000	CAP Move-Settlement	UZ	200000399	10/31/2012	(24.08)
88900000	CAP Move-Settlement	UZ	200000399	10/31/2012	0.30
88900000	CAP Move-Settlement	UZ	200000400	10/31/2012	(9.65)
88900000	CAP Move-Settlement	UZ	200000400	10/31/2012	(20.05)
88900000	CAP Move-Settlement	UZ	200000400	10/31/2012	(42.60)
88900000	CAP Move-Settlement	UZ	200000400	10/31/2012	(35.11)
88900000	CAP Move-Settlement	UZ	200000400	10/31/2012	(18.89)
88900000	CAP Move-Settlement	UZ	200000400	10/31/2012	(108.88)
88900000	CAP Move-Settlement	UZ	200000400	10/31/2012	2.20
88900000	CAP Move-Settlement	UZ	200000400	10/31/2012	0.45
88900000	CAP Move-Settlement	UZ	200000402	10/31/2012	(5.42)
88900000	CAP Move-Settlement	UZ	200000402	10/31/2012	(3.14)
88900000	CAP Move-Settlement	UZ	200000402	10/31/2012	0.81
88900000	CAP Move-Settlement	UZ	200000402	10/31/2012	(267.06)
88900000	CAP Move-Settlement	UZ	200000402	10/31/2012	(0.24)
88900000	CAP Move-Settlement	UZ	200000389	10/31/2012	(17.04)
88900000	CAP Move-Settlement	UZ	200000389	10/31/2012	(1.73)
88900000	CAP Move-Settlement	UZ	200000389	10/31/2012	297.48
88900000	CAP Move-Settlement	UZ	200000389	10/31/2012	6.43

Kentucky American Water Company  
Case No. 2012-00520  
Response to PSC DR1, Item 31

Account	Description	Doc Type	Document Number	Posting Date	Amount
88900000	CAP Move-Settlement	UZ	200000389	10/31/2012	(10.44)
88900000	CAP Move-Settlement	UZ	200000389	10/31/2012	0.20
88900000	CAP Move-Settlement	UZ	200000389	10/31/2012	(379.67)
88900000	CAP Move-Settlement	UZ	200000389	10/31/2012	(0.45)
88900000	CAP Move-Settlement	UZ	200000389	10/31/2012	41.79
88900000	CAP Move-Settlement	UZ	200000392	10/31/2012	(8.03)
88900000	CAP Move-Settlement	UZ	200000399	10/31/2012	(3.22)
88900000	CAP Move-Settlement	UZ	200000399	10/31/2012	0.73
88900000	CAP Move-Settlement	UZ	200000399	10/31/2012	(2.59)
88900000	CAP Move-Settlement	UZ	200000399	10/31/2012	(0.08)
88900000	CAP Move-Settlement	UZ	200000400	10/31/2012	(6.30)
88900000	CAP Move-Settlement	UZ	200000400	10/31/2012	(11.70)
88900000	CAP Move-Settlement	UZ	200000400	10/31/2012	(14.20)
88900000	CAP Move-Settlement	UZ	200000400	10/31/2012	0.10
88900000	CAP Move-Settlement	UZ	200000400	10/31/2012	(89.03)
88900000	CAP Move-Settlement	UZ	200000402	10/31/2012	0.27
88900000	CAP Move-Settlement	UZ	200000402	10/31/2012	(1.04)
88900000	CAP Move-Settlement	UZ	200000402	10/31/2012	(1.80)
88900000	CAP Move-Settlement	UZ	200000402	10/31/2012	(6.70)
88900000	CAP Move-Settlement	UZ	200000402	10/31/2012	(36.30)
88900000	CAP Move-Settlement	UZ	200000402	10/31/2012	0.15
88900000	CAP Move-Settlement	UZ	200000370	10/31/2012	(183.96)
88900000	CAP Move-Settlement	UZ	200000370	10/31/2012	(239.80)
88900000	CAP Move-Settlement	UZ	200000389	10/31/2012	39.13
88900000	CAP Move-Settlement	UZ	200000389	10/31/2012	(36.45)
88900000	CAP Move-Settlement	UZ	200000389	10/31/2012	(111.04)
88900000	CAP Move-Settlement	UZ	200000389	10/31/2012	(54.02)
88900000	CAP Move-Settlement	UZ	200000389	10/31/2012	(967.88)
88900000	CAP Move-Settlement	UZ	200000391	10/31/2012	(1,189.96)
88900000	CAP Move-Settlement	UZ	200000399	10/31/2012	(113.59)
88900000	CAP Move-Settlement	UZ	200000399	10/31/2012	(14.45)
88900000	CAP Move-Settlement	UZ	200000400	10/31/2012	(290.35)
88900000	CAP Move-Settlement	UZ	200000400	10/31/2012	(712.16)
88900000	CAP Move-Settlement	UZ	200000400	10/31/2012	0.80
88900000	CAP Move-Settlement	UZ	200000400	10/31/2012	(93.63)
88900000	CAP Move-Settlement	UZ	200000400	10/31/2012	5.84
88900000	CAP Move-Settlement	UZ	200000400	10/31/2012	(25.73)
88900000	CAP Move-Settlement	UZ	200000400	10/31/2012	(53.47)
88900000	CAP Move-Settlement	UZ	200000400	10/31/2012	(20.68)
88900000	CAP Move-Settlement	UZ	200000402	10/31/2012	(0.63)
88900000	CAP Move-Settlement	UZ	200000402	10/31/2012	(64.22)
88900000	CAP Move-Settlement	UZ	200000402	10/31/2012	1.20
88900000	CAP Move-Settlement	UZ	200000402	10/31/2012	(50.37)
88900000	CAP Move-Settlement	UZ	200000402	10/31/2012	2.17
88900000	CAP Move-Settlement	UZ	200000402	10/31/2012	(8.37)
88900000	CAP Move-Settlement	UZ	200000370	10/31/2012	(38.91)
88900000	CAP Move-Settlement	UZ	200000370	10/31/2012	(29.85)
88900000	CAP Move-Settlement	UZ	200000389	10/31/2012	(46.19)
88900000	CAP Move-Settlement	UZ	200000389	10/31/2012	(19.06)
88900000	CAP Move-Settlement	UZ	200000391	10/31/2012	(253.90)
88900000	CAP Move-Settlement	UZ	200000391	10/31/2012	0.12
88900000	CAP Move-Settlement	UZ	200000391	10/31/2012	(14.33)
88900000	CAP Move-Settlement	UZ	200000399	10/31/2012	(23.40)
88900000	CAP Move-Settlement	UZ	200000400	10/31/2012	(28.40)
88900000	CAP Move-Settlement	UZ	200000400	10/31/2012	0.20
88900000	CAP Move-Settlement	UZ	200000400	10/31/2012	(2.09)
88900000	CAP Move-Settlement	UZ	200000400	10/31/2012	(6.43)
88900000	CAP Move-Settlement	UZ	200000400	10/31/2012	(5.17)
88900000	CAP Move-Settlement	UZ	200000402	10/31/2012	(3.62)
88900000	CAP Move-Settlement	UZ	200000402	10/31/2012	(72.59)
88900000	CAP Move-Settlement	UZ	200000402	10/31/2012	1.46
88900000	CAP Move-Settlement	UZ	200000402	10/31/2012	(13.36)
88900000	CAP Move-Settlement	UZ	200000402	10/31/2012	0.30
88900000	CAP Move-Settlement	UZ	200000402	10/31/2012	(0.15)
88900000	CAP Move-Settlement	UZ	200000402	10/31/2012	(178.04)
88900000	CAP Move-Settlement	UZ	200000402	10/31/2012	(12.59)
88900000	CAP Move-Settlement	UZ	200000402	10/31/2012	0.54
88900000	CAP Move-Settlement	UZ	200000402	10/31/2012	(16.06)
88900000	CAP Move-Settlement	UZ	200000370	10/31/2012	(68.64)
88900000	CAP Move-Settlement	UZ	200000370	10/31/2012	(52.65)
88900000	CAP Move-Settlement	UZ	200000389	10/31/2012	(191.75)
88900000	CAP Move-Settlement	UZ	200000389	10/31/2012	(7.03)
88900000	CAP Move-Settlement	UZ	200000389	10/31/2012	(425.25)
88900000	CAP Move-Settlement	UZ	200000389	10/31/2012	(11.13)
88900000	CAP Move-Settlement	UZ	200000391	10/31/2012	(53.35)
88900000	CAP Move-Settlement	UZ	200000391	10/31/2012	(1.84)
88900000	CAP Move-Settlement	UZ	200000399	10/31/2012	(178.04)



Kentucky American Water Company  
Case No. 2012-00520  
Response to PSC DR1, Item 31

Account	Description	Doc Type	Document Number	Posting Date	Amount
88900000	CAP Move-Settlement	UZ	200000399	10/31/2012	(6.43)
88900000	CAP Move-Settlement	UZ	200000399	10/31/2012	(16.06)
88900000	CAP Move-Settlement	UZ	200000400	10/31/2012	0.30
88900000	CAP Move-Settlement	UZ	200000400	10/31/2012	(12.59)
88900000	CAP Move-Settlement	UZ	200000400	10/31/2012	(2.09)
88900000	CAP Move-Settlement	UZ	200000400	10/31/2012	(3.62)
88900000	CAP Move-Settlement	UZ	200000400	10/31/2012	(5.17)
88900000	CAP Move-Settlement	UZ	200000400	10/31/2012	(13.36)
88900000	CAP Move-Settlement	UZ	200000400	10/31/2012	(0.15)
88900000	CAP Move-Settlement	UZ	200000400	10/31/2012	0.54
88900000	CAP Move-Settlement	UZ	200000400	10/31/2012	(23.40)
88900000	CAP Move-Settlement	UZ	200000402	10/31/2012	1.46
88900000	CAP Move-Settlement	UZ	200000402	10/31/2012	0.20
88900000	CAP Move-Settlement	UZ	200000402	10/31/2012	(28.40)
88900000	CAP Move-Settlement	UZ	200000402	10/31/2012	(72.59)
88900000	CAP Move-Settlement	UZ	200000370	10/31/2012	(81.37)
88900000	CAP Move-Settlement	UZ	200000370	10/31/2012	(106.07)
88900000	CAP Move-Settlement	UZ	200000389	10/31/2012	(7.04)
88900000	CAP Move-Settlement	UZ	200000389	10/31/2012	(425.25)
88900000	CAP Move-Settlement	UZ	200000389	10/31/2012	(191.75)
88900000	CAP Move-Settlement	UZ	200000389	10/31/2012	79.17
88900000	CAP Move-Settlement	UZ	200000391	10/31/2012	(1.84)
88900000	CAP Move-Settlement	UZ	200000391	10/31/2012	(11.13)
88900000	CAP Move-Settlement	UZ	200000399	10/31/2012	0.54
88900000	CAP Move-Settlement	UZ	200000399	10/31/2012	(23.40)
88900000	CAP Move-Settlement	UZ	200000399	10/31/2012	(5.17)
88900000	CAP Move-Settlement	UZ	200000399	10/31/2012	(2.09)
88900000	CAP Move-Settlement	UZ	200000400	10/31/2012	(72.59)
88900000	CAP Move-Settlement	UZ	200000400	10/31/2012	(6.43)
88900000	CAP Move-Settlement	UZ	200000400	10/31/2012	(0.15)
88900000	CAP Move-Settlement	UZ	200000400	10/31/2012	(3.62)
88900000	CAP Move-Settlement	UZ	200000400	10/31/2012	(28.40)
88900000	CAP Move-Settlement	UZ	200000400	10/31/2012	0.20
88900000	CAP Move-Settlement	UZ	200000401	10/31/2012	(16.06)
88900000	CAP Move-Settlement	UZ	200000402	10/31/2012	(12.59)
88900000	CAP Move-Settlement	UZ	200000402	10/31/2012	(13.36)
88900000	CAP Move-Settlement	UZ	200000402	10/31/2012	(178.04)
88900000	CAP Move-Settlement	UZ	200000402	10/31/2012	1.46
88900000	CAP Move-Settlement	UZ	200000402	10/31/2012	0.30
88900000	CAP Move-Settlement	UZ	200000370	10/31/2012	(207.66)
88900000	CAP Move-Settlement	UZ	200000370	10/31/2012	(270.70)
88900000	CAP Move-Settlement	UZ	200000388	10/31/2012	(299.53)
88900000	CAP Move-Settlement	UZ	200000389	10/31/2012	(290.24)
88900000	CAP Move-Settlement	UZ	200000389	10/31/2012	0.27
88900000	CAP Move-Settlement	UZ	200000389	10/31/2012	(17.31)
88900000	CAP Move-Settlement	UZ	200000389	10/31/2012	45.57
88900000	CAP Move-Settlement	UZ	200000389	10/31/2012	(86.35)
88900000	CAP Move-Settlement	UZ	200000391	10/31/2012	(7,333.18)
88900000	CAP Move-Settlement	UZ	200000392	10/31/2012	0.54
88900000	CAP Move-Settlement	UZ	200000399	10/31/2012	0.20
88900000	CAP Move-Settlement	UZ	200000399	10/31/2012	(5.17)
88900000	CAP Move-Settlement	UZ	200000400	10/31/2012	0.30
88900000	CAP Move-Settlement	UZ	200000400	10/31/2012	(0.15)
88900000	CAP Move-Settlement	UZ	200000400	10/31/2012	(72.59)
88900000	CAP Move-Settlement	UZ	200000400	10/31/2012	(16.06)
88900000	CAP Move-Settlement	UZ	200000400	10/31/2012	1.46
88900000	CAP Move-Settlement	UZ	200000400	10/31/2012	(3.62)
88900000	CAP Move-Settlement	UZ	200000400	10/31/2012	(2.09)
88900000	CAP Move-Settlement	UZ	200000402	10/31/2012	(13.36)
88900000	CAP Move-Settlement	UZ	200000402	10/31/2012	(6.43)
88900000	CAP Move-Settlement	UZ	200000402	10/31/2012	(12.59)
88900000	CAP Move-Settlement	UZ	200000402	10/31/2012	(23.40)
88900000	CAP Move-Settlement	UZ	200000402	10/31/2012	(28.40)
88900000	CAP Move-Settlement	UZ	200000402	10/31/2012	(178.04)
88900000	CAP Move-Settlement	UZ	200000370	10/31/2012	(163.32)
88900000	CAP Move-Settlement	UZ	200000370	10/31/2012	(212.90)
88900000	CAP Move-Settlement	UZ	200000389	10/31/2012	(18.39)
88900000	CAP Move-Settlement	UZ	200000389	10/31/2012	(59.25)
88900000	CAP Move-Settlement	UZ	200000389	10/31/2012	(19.53)
88900000	CAP Move-Settlement	UZ	200000389	10/31/2012	36.95
88900000	CAP Move-Settlement	UZ	200000391	10/31/2012	(3,874.53)
88900000	CAP Move-Settlement	UZ	200000391	10/31/2012	(309.73)
88900000	CAP Move-Settlement	UZ	200000400	10/31/2012	(18.89)
88900000	CAP Move-Settlement	UZ	200000400	10/31/2012	0.45
88900000	CAP Move-Settlement	UZ	200000400	10/31/2012	(35.11)
88900000	CAP Move-Settlement	UZ	200000400	10/31/2012	0.30
88900000	CAP Move-Settlement	UZ	200000400	10/31/2012	(24.08)

Kentucky American Water Company  
Case No. 2012-00520  
Response to PSC DR1, Item 31

Account	Description	Doc Type	Document Number	Posting Date	Amount
88900000	CAP Move-Settlement	UZ	2000000400	10/31/2012	(7.76)
88900000	CAP Move-Settlement	UZ	2000000400	10/31/2012	(5.42)
88900000	CAP Move-Settlement	UZ	2000000402	10/31/2012	(108.88)
88900000	CAP Move-Settlement	UZ	2000000402	10/31/2012	(267.06)
88900000	CAP Move-Settlement	UZ	2000000402	10/31/2012	(20.05)
88900000	CAP Move-Settlement	UZ	2000000402	10/31/2012	(3.14)
88900000	CAP Move-Settlement	UZ	2000000402	10/31/2012	0.81
88900000	CAP Move-Settlement	UZ	2000000402	10/31/2012	(42.60)
88900000	CAP Move-Settlement	UZ	2000000402	10/31/2012	2.20
88900000	CAP Move-Settlement	UZ	2000000402	10/31/2012	(0.24)
88900000	CAP Move-Settlement	UZ	2000000402	10/31/2012	(9.65)
88900000	CAP Move-Settlement	UZ	2000000370	10/31/2012	(77.55)
88900000	CAP Move-Settlement	UZ	2000000370	10/31/2012	(101.09)
88900000	CAP Move-Settlement	UZ	2000000389	10/31/2012	(1,047.68)
88900000	CAP Move-Settlement	UZ	2000000389	10/31/2012	19.27
88900000	CAP Move-Settlement	UZ	2000000389	10/31/2012	(61.08)
88900000	CAP Move-Settlement	UZ	2000000389	10/31/2012	(30.54)
88900000	CAP Move-Settlement	UZ	2000000391	10/31/2012	(149.30)
88900000	CAP Move-Settlement	UZ	2000000399	10/31/2012	(164.46)
88900000	CAP Move-Settlement	UZ	2000000399	10/31/2012	(29.29)
88900000	CAP Move-Settlement	UZ	2000000399	10/31/2012	(23.35)
88900000	CAP Move-Settlement	UZ	2000000399	10/31/2012	(57.04)
88900000	CAP Move-Settlement	UZ	2000000399	10/31/2012	(804.35)
88900000	CAP Move-Settlement	UZ	2000000400	10/31/2012	0.90
88900000	CAP Move-Settlement	UZ	2000000400	10/31/2012	(74.49)
88900000	CAP Move-Settlement	UZ	2000000400	10/31/2012	(16.68)
88900000	CAP Move-Settlement	UZ	2000000400	10/31/2012	6.61
88900000	CAP Move-Settlement	UZ	2000000400	10/31/2012	2.44
88900000	CAP Move-Settlement	UZ	2000000400	10/31/2012	0.03
88900000	CAP Move-Settlement	UZ	2000000402	10/31/2012	(327.43)
88900000	CAP Move-Settlement	UZ	2000000402	10/31/2012	(107.00)
88900000	CAP Move-Settlement	UZ	2000000402	10/31/2012	(0.89)
88900000	CAP Move-Settlement	UZ	2000000402	10/31/2012	(89.23)
88900000	CAP Move-Settlement	UZ	2000000402	10/31/2012	(9.67)
88900000	CAP Move-Settlement	UZ	2000000402	10/31/2012	1.69
88900000	CAP Move-Settlement	UZ	2000000370	10/31/2012	(0.22)
88900000	CAP Move-Settlement	UZ	2000000370	10/31/2012	(0.17)
88900000	CAP Move-Settlement	UZ	2000000370	10/31/2012	(120.29)
88900000	CAP Move-Settlement	UZ	2000000370	10/31/2012	(92.28)
88900000	CAP Move-Settlement	UZ	2000000389	10/31/2012	(42.48)
88900000	CAP Move-Settlement	UZ	2000000389	10/31/2012	(1,061.96)
88900000	CAP Move-Settlement	UZ	2000000389	10/31/2012	25.84
88900000	CAP Move-Settlement	UZ	2000000389	10/31/2012	(107.30)
88900000	CAP Move-Settlement	UZ	2000000391	10/31/2012	(48.04)
88900000	CAP Move-Settlement	UZ	2000000391	10/31/2012	(859.83)
88900000	CAP Move-Settlement	UZ	2000000399	10/31/2012	(18.10)
88900000	CAP Move-Settlement	UZ	2000000400	10/31/2012	(12.65)
88900000	CAP Move-Settlement	UZ	2000000400	10/31/2012	1.89
88900000	CAP Move-Settlement	UZ	2000000400	10/31/2012	1.05
88900000	CAP Move-Settlement	UZ	2000000400	10/31/2012	(81.93)
88900000	CAP Move-Settlement	UZ	2000000400	10/31/2012	5.11
88900000	CAP Move-Settlement	UZ	2000000400	10/31/2012	0.71
88900000	CAP Move-Settlement	UZ	2000000400	10/31/2012	(44.08)
88900000	CAP Move-Settlement	UZ	2000000400	10/31/2012	(623.14)
88900000	CAP Move-Settlement	UZ	2000000402	10/31/2012	(22.51)
88900000	CAP Move-Settlement	UZ	2000000402	10/31/2012	(254.06)
88900000	CAP Move-Settlement	UZ	2000000402	10/31/2012	(56.19)
88900000	CAP Move-Settlement	UZ	2000000402	10/31/2012	(7.33)
88900000	CAP Move-Settlement	UZ	2000000402	10/31/2012	(0.55)
88900000	CAP Move-Settlement	UZ	2000000403	10/31/2012	(99.39)
88900000	CAP Move-Settlement	UZ	2000000403	10/31/2012	(46.80)
88900000	CAP Move-Settlement	UZ	2000000370	10/31/2012	(0.22)
88900000	CAP Move-Settlement	UZ	2000000370	10/31/2012	(0.17)
88900000	CAP Move-Settlement	UZ	2000000370	10/31/2012	(175.98)
88900000	CAP Move-Settlement	UZ	2000000370	10/31/2012	(135.00)
88900000	CAP Move-Settlement	UZ	2000000388	10/31/2012	(518.96)
88900000	CAP Move-Settlement	UZ	2000000389	10/31/2012	(1,711.28)
88900000	CAP Move-Settlement	UZ	2000000389	10/31/2012	(114.92)
88900000	CAP Move-Settlement	UZ	2000000389	10/31/2012	(73.87)
88900000	CAP Move-Settlement	UZ	2000000389	10/31/2012	(3.73)
88900000	CAP Move-Settlement	UZ	2000000391	10/31/2012	(29.68)
88900000	CAP Move-Settlement	UZ	2000000391	10/31/2012	39.87
88900000	CAP Move-Settlement	UZ	2000000392	10/31/2012	2.92
88900000	CAP Move-Settlement	UZ	2000000399	10/31/2012	(12.86)
88900000	CAP Move-Settlement	UZ	2000000399	10/31/2012	0.60
88900000	CAP Move-Settlement	UZ	2000000400	10/31/2012	(7.23)
88900000	CAP Move-Settlement	UZ	2000000400	10/31/2012	(56.80)

Kentucky American Water Company  
Case No. 2012-00520  
Response to PSC DR1, Item 31

Account	Description	Doc Type	Document Number	Posting Date	Amount
88900000	CAP Move-Settlement	UZ	2000000400	10/31/2012	(0.31)
88900000	CAP Move-Settlement	UZ	2000000400	10/31/2012	(32.11)
88900000	CAP Move-Settlement	UZ	2000000400	10/31/2012	0.40
88900000	CAP Move-Settlement	UZ	2000000400	10/31/2012	(25.18)
88900000	CAP Move-Settlement	UZ	2000000400	10/31/2012	(26.73)
88900000	CAP Move-Settlement	UZ	2000000400	10/31/2012	(46.81)
88900000	CAP Move-Settlement	UZ	2000000400	10/31/2012	(356.09)
88900000	CAP Move-Settlement	UZ	2000000402	10/31/2012	(10.34)
88900000	CAP Move-Settlement	UZ	2000000402	10/31/2012	1.08
88900000	CAP Move-Settlement	UZ	2000000402	10/31/2012	(145.18)
88900000	CAP Move-Settlement	UZ	2000000402	10/31/2012	(4.19)
88900000	CAP Move-Settlement	UZ	2000000370	10/31/2012	(0.03)
88900000	CAP Move-Settlement	UZ	2000000370	10/31/2012	(0.02)
88900000	CAP Move-Settlement	UZ	2000000370	10/31/2012	(81.98)
88900000	CAP Move-Settlement	UZ	2000000370	10/31/2012	(62.89)
88900000	CAP Move-Settlement	UZ	2000000389	10/31/2012	(0.28)
88900000	CAP Move-Settlement	UZ	2000000389	10/31/2012	(29.68)
88900000	CAP Move-Settlement	UZ	2000000389	10/31/2012	(553.77)
88900000	CAP Move-Settlement	UZ	2000000389	10/31/2012	(719.62)
88900000	CAP Move-Settlement	UZ	2000000389	10/31/2012	(73.87)
88900000	CAP Move-Settlement	UZ	2000000391	10/31/2012	48.50
88900000	CAP Move-Settlement	UZ	2000000391	10/31/2012	(114.88)
88900000	CAP Move-Settlement	UZ	2000000392	10/31/2012	(56.80)
88900000	CAP Move-Settlement	UZ	2000000399	10/31/2012	(356.09)
88900000	CAP Move-Settlement	UZ	2000000400	10/31/2012	(46.81)
88900000	CAP Move-Settlement	UZ	2000000400	10/31/2012	1.08
88900000	CAP Move-Settlement	UZ	2000000400	10/31/2012	(145.18)
88900000	CAP Move-Settlement	UZ	2000000400	10/31/2012	(10.34)
88900000	CAP Move-Settlement	UZ	2000000400	10/31/2012	(26.73)
88900000	CAP Move-Settlement	UZ	2000000402	10/31/2012	(4.19)
88900000	CAP Move-Settlement	UZ	2000000402	10/31/2012	0.40
88900000	CAP Move-Settlement	UZ	2000000402	10/31/2012	(12.86)
88900000	CAP Move-Settlement	UZ	2000000402	10/31/2012	(7.23)
88900000	CAP Move-Settlement	UZ	2000000402	10/31/2012	(0.31)
88900000	CAP Move-Settlement	UZ	2000000402	10/31/2012	(32.11)
88900000	CAP Move-Settlement	UZ	2000000402	10/31/2012	2.92
88900000	CAP Move-Settlement	UZ	2000000402	10/31/2012	0.60
88900000	CAP Move-Settlement	UZ	2000000402	10/31/2012	(25.18)
88900000	CAP Move-Settlement	UZ	2000000370	10/31/2012	(0.10)
88900000	CAP Move-Settlement	UZ	2000000370	10/31/2012	(0.08)
88900000	CAP Move-Settlement	UZ	2000000370	10/31/2012	(81.68)
88900000	CAP Move-Settlement	UZ	2000000370	10/31/2012	(62.66)
88900000	CAP Move-Settlement	UZ	2000000388	10/31/2012	16.91
88900000	CAP Move-Settlement	UZ	2000000388	10/31/2012	(42.31)
88900000	CAP Move-Settlement	UZ	2000000389	10/31/2012	(993.15)
88900000	CAP Move-Settlement	UZ	2000000389	10/31/2012	(20.47)
88900000	CAP Move-Settlement	UZ	2000000389	10/31/2012	(26.71)
88900000	CAP Move-Settlement	UZ	2000000391	10/31/2012	2.08
88900000	CAP Move-Settlement	UZ	2000000391	10/31/2012	(352.61)
88900000	CAP Move-Settlement	UZ	2000000399	10/31/2012	0.45
88900000	CAP Move-Settlement	UZ	2000000400	10/31/2012	(20.05)
88900000	CAP Move-Settlement	UZ	2000000400	10/31/2012	(9.65)
88900000	CAP Move-Settlement	UZ	2000000400	10/31/2012	(108.88)
88900000	CAP Move-Settlement	UZ	2000000400	10/31/2012	(267.06)
88900000	CAP Move-Settlement	UZ	2000000400	10/31/2012	(5.42)
88900000	CAP Move-Settlement	UZ	2000000400	10/31/2012	(42.60)
88900000	CAP Move-Settlement	UZ	2000000400	10/31/2012	(24.08)
88900000	CAP Move-Settlement	UZ	2000000400	10/31/2012	0.30
88900000	CAP Move-Settlement	UZ	2000000402	10/31/2012	2.20
88900000	CAP Move-Settlement	UZ	2000000402	10/31/2012	(18.89)
88900000	CAP Move-Settlement	UZ	2000000402	10/31/2012	(0.24)
88900000	CAP Move-Settlement	UZ	2000000402	10/31/2012	(7.76)
88900000	CAP Move-Settlement	UZ	2000000402	10/31/2012	0.81
88900000	CAP Move-Settlement	UZ	2000000402	10/31/2012	(35.11)
88900000	CAP Move-Settlement	UZ	2000000402	10/31/2012	(3.14)
88900000	CAP Move-Settlement	UZ	2000000370	10/31/2012	(0.51)
88900000	CAP Move-Settlement	UZ	2000000370	10/31/2012	(0.39)
88900000	CAP Move-Settlement	UZ	2000000370	10/31/2012	(75.62)
88900000	CAP Move-Settlement	UZ	2000000370	10/31/2012	(58.01)
88900000	CAP Move-Settlement	UZ	2000000389	10/31/2012	(20.47)
88900000	CAP Move-Settlement	UZ	2000000389	10/31/2012	(42.31)
88900000	CAP Move-Settlement	UZ	2000000389	10/31/2012	(26.71)
88900000	CAP Move-Settlement	UZ	2000000389	10/31/2012	16.98
88900000	CAP Move-Settlement	UZ	2000000389	10/31/2012	(352.61)
88900000	CAP Move-Settlement	UZ	2000000391	10/31/2012	(995.23)
88900000	CAP Move-Settlement	UZ	2000000399	10/31/2012	(0.24)
88900000	CAP Move-Settlement	UZ	2000000400	10/31/2012	(42.60)

Kentucky American Water Company  
Case No. 2012-00520  
Response to PSC DR1, Item 31

Account	Description	Doc Type	Document Number	Posting Date	Amount
88900000	CAP Move-Settlement	UZ	2000000400	10/31/2012	0.45
88900000	CAP Move-Settlement	UZ	2000000400	10/31/2012	0.81
88900000	CAP Move-Settlement	UZ	2000000400	10/31/2012	(24.08)
88900000	CAP Move-Settlement	UZ	2000000400	10/31/2012	2.20
88900000	CAP Move-Settlement	UZ	2000000402	10/31/2012	(20.05)
88900000	CAP Move-Settlement	UZ	2000000402	10/31/2012	(267.06)
88900000	CAP Move-Settlement	UZ	2000000402	10/31/2012	(35.11)
88900000	CAP Move-Settlement	UZ	2000000402	10/31/2012	(18.89)
88900000	CAP Move-Settlement	UZ	2000000402	10/31/2012	(9.65)
88900000	CAP Move-Settlement	UZ	2000000402	10/31/2012	(7.76)
88900000	CAP Move-Settlement	UZ	2000000402	10/31/2012	(3.14)
88900000	CAP Move-Settlement	UZ	2000000402	10/31/2012	(108.88)
88900000	CAP Move-Settlement	UZ	2000000402	10/31/2012	0.30
88900000	CAP Move-Settlement	UZ	2000000403	10/31/2012	(5.42)
88900000	CAP Move-Settlement	UZ	2000000370	10/31/2012	(0.60)
88900000	CAP Move-Settlement	UZ	2000000370	10/31/2012	(0.46)
88900000	CAP Move-Settlement	UZ	2000000370	10/31/2012	(415.96)
88900000	CAP Move-Settlement	UZ	2000000370	10/31/2012	(542.23)
88900000	CAP Move-Settlement	UZ	2000000388	10/31/2012	206.39
88900000	CAP Move-Settlement	UZ	2000000389	10/31/2012	(72.77)
88900000	CAP Move-Settlement	UZ	2000000389	10/31/2012	(48.13)
88900000	CAP Move-Settlement	UZ	2000000389	10/31/2012	(5,833.49)
88900000	CAP Move-Settlement	UZ	2000000389	10/31/2012	(645.15)
88900000	CAP Move-Settlement	UZ	2000000389	10/31/2012	0.11
88900000	CAP Move-Settlement	UZ	2000000389	10/31/2012	(18.89)
88900000	CAP Move-Settlement	UZ	2000000389	10/31/2012	(252.90)
88900000	CAP Move-Settlement	UZ	2000000389	10/31/2012	0.26
88900000	CAP Move-Settlement	UZ	2000000391	10/31/2012	9.83
88900000	CAP Move-Settlement	UZ	2000000391	10/31/2012	0.14
88900000	CAP Move-Settlement	UZ	2000000392	10/31/2012	(31.48)
88900000	CAP Move-Settlement	UZ	2000000399	10/31/2012	(0.39)
88900000	CAP Move-Settlement	UZ	2000000399	10/31/2012	(181.47)
88900000	CAP Move-Settlement	UZ	2000000400	10/31/2012	(9.04)
88900000	CAP Move-Settlement	UZ	2000000400	10/31/2012	(5.23)
88900000	CAP Move-Settlement	UZ	2000000400	10/31/2012	1.35
88900000	CAP Move-Settlement	UZ	2000000400	10/31/2012	(16.09)
88900000	CAP Move-Settlement	UZ	2000000400	10/31/2012	(33.42)
88900000	CAP Move-Settlement	UZ	2000000400	10/31/2012	(71.00)
88900000	CAP Move-Settlement	UZ	2000000400	10/31/2012	(58.51)
88900000	CAP Move-Settlement	UZ	2000000402	10/31/2012	0.75
88900000	CAP Move-Settlement	UZ	2000000402	10/31/2012	(445.10)
88900000	CAP Move-Settlement	UZ	2000000402	10/31/2012	(40.14)
88900000	CAP Move-Settlement	UZ	2000000402	10/31/2012	3.65
88900000	CAP Move-Settlement	UZ	2000000402	10/31/2012	(12.93)
88900000	CAP Move-Settlement	UZ	2000000403	10/31/2012	0.50
88900000	CAP Move-Settlement	UZ	2000000370	10/31/2012	(272.04)
88900000	CAP Move-Settlement	UZ	2000000370	10/31/2012	(354.62)
88900000	CAP Move-Settlement	UZ	2000000389	10/31/2012	0.14
88900000	CAP Move-Settlement	UZ	2000000389	10/31/2012	(19.19)
88900000	CAP Move-Settlement	UZ	2000000389	10/31/2012	(71.75)
88900000	CAP Move-Settlement	UZ	2000000389	10/31/2012	(4,612.85)
88900000	CAP Move-Settlement	UZ	2000000389	10/31/2012	0.11
88900000	CAP Move-Settlement	UZ	2000000389	10/31/2012	3.57
88900000	CAP Move-Settlement	UZ	2000000389	10/31/2012	(631.59)
88900000	CAP Move-Settlement	UZ	2000000389	10/31/2012	(248.51)
88900000	CAP Move-Settlement	UZ	2000000391	10/31/2012	(47.39)
88900000	CAP Move-Settlement	UZ	2000000391	10/31/2012	0.26
88900000	CAP Move-Settlement	UZ	2000000391	10/31/2012	195.00
88900000	CAP Move-Settlement	UZ	2000000399	10/31/2012	(58.51)
88900000	CAP Move-Settlement	UZ	2000000400	10/31/2012	(33.42)
88900000	CAP Move-Settlement	UZ	2000000400	10/31/2012	(12.93)
88900000	CAP Move-Settlement	UZ	2000000400	10/31/2012	(40.14)
88900000	CAP Move-Settlement	UZ	2000000400	10/31/2012	(9.04)
88900000	CAP Move-Settlement	UZ	2000000400	10/31/2012	1.35
88900000	CAP Move-Settlement	UZ	2000000400	10/31/2012	(71.00)
88900000	CAP Move-Settlement	UZ	2000000400	10/31/2012	(16.09)
88900000	CAP Move-Settlement	UZ	2000000400	10/31/2012	3.65
88900000	CAP Move-Settlement	UZ	2000000400	10/31/2012	(5.23)
88900000	CAP Move-Settlement	UZ	2000000400	10/31/2012	0.50
88900000	CAP Move-Settlement	UZ	2000000402	10/31/2012	(31.48)
88900000	CAP Move-Settlement	UZ	2000000402	10/31/2012	(445.10)
88900000	CAP Move-Settlement	UZ	2000000402	10/31/2012	0.75
88900000	CAP Move-Settlement	UZ	2000000402	10/31/2012	(0.39)
88900000	CAP Move-Settlement	UZ	2000000402	10/31/2012	(181.47)
88900000	CAP Move-Settlement	UZ	2000000370	10/31/2012	(35.45)
88900000	CAP Move-Settlement	UZ	2000000370	10/31/2012	(46.21)
88900000	CAP Move-Settlement	UZ	2000000370	10/31/2012	(35.45)

Kentucky American Water Company  
Case No. 2012-00520  
Response to PSC DR1, Item 31

Account	Description	Doc Type	Document Number	Posting Date	Amount
88900000	CAP Move-Settlement	UZ	200000370	10/31/2012	(46.21)
88900000	CAP Move-Settlement	UZ	200000370	10/31/2012	(0.01)
88900000	CAP Move-Settlement	UZ	200000370	10/31/2012	(523.50)
88900000	CAP Move-Settlement	UZ	200000370	10/31/2012	(401.59)
88900000	CAP Move-Settlement	UZ	200000389	10/31/2012	(4,213.99)
88900000	CAP Move-Settlement	UZ	200000389	10/31/2012	(0.05)
88900000	CAP Move-Settlement	UZ	200000389	10/31/2012	430.93
88900000	CAP Move-Settlement	UZ	200000389	10/31/2012	8,019.97
88900000	CAP Move-Settlement	UZ	200000389	10/31/2012	(542.75)
88900000	CAP Move-Settlement	UZ	200000390	10/31/2012	(3.58)
88900000	CAP Move-Settlement	UZ	200000391	10/31/2012	(10,507.24)
88900000	CAP Move-Settlement	UZ	200000391	10/31/2012	(1,249.68)
88900000	CAP Move-Settlement	UZ	200000391	10/31/2012	(1,824.52)
88900000	CAP Move-Settlement	UZ	200000392	10/31/2012	(72.18)
88900000	CAP Move-Settlement	UZ	200000399	10/31/2012	(807.43)
88900000	CAP Move-Settlement	UZ	200000400	10/31/2012	(124.67)
88900000	CAP Move-Settlement	UZ	200000400	10/31/2012	(5.40)
88900000	CAP Move-Settlement	UZ	200000400	10/31/2012	(434.40)
88900000	CAP Move-Settlement	UZ	200000400	10/31/2012	18.68
88900000	CAP Move-Settlement	UZ	200000400	10/31/2012	(221.87)
88900000	CAP Move-Settlement	UZ	200000400	10/31/2012	50.40
88900000	CAP Move-Settlement	UZ	200000402	10/31/2012	10.34
88900000	CAP Move-Settlement	UZ	200000402	10/31/2012	(6,142.39)
88900000	CAP Move-Settlement	UZ	200000402	10/31/2012	(2,504.26)
88900000	CAP Move-Settlement	UZ	200000402	10/31/2012	(979.74)
88900000	CAP Move-Settlement	UZ	200000402	10/31/2012	(178.41)
88900000	CAP Move-Settlement	UZ	200000402	10/31/2012	6.92
88900000	CAP Move-Settlement	UZ	200000402	10/31/2012	(461.20)
88900000	CAP Move-Settlement	UZ	200000402	10/31/2012	(553.90)
88900000	CAP Move-Settlement	UZ	200000370	10/31/2012	(0.15)
88900000	CAP Move-Settlement	UZ	200000370	10/31/2012	(0.11)
88900000	CAP Move-Settlement	UZ	200000370	10/31/2012	(330.89)
88900000	CAP Move-Settlement	UZ	200000370	10/31/2012	(431.33)
88900000	CAP Move-Settlement	UZ	200000388	10/31/2012	(60.44)
88900000	CAP Move-Settlement	UZ	200000389	10/31/2012	(3,945.85)
88900000	CAP Move-Settlement	UZ	200000389	10/31/2012	(6,033.89)
88900000	CAP Move-Settlement	UZ	200000389	10/31/2012	8,025.97
88900000	CAP Move-Settlement	UZ	200000389	10/31/2012	320.24
88900000	CAP Move-Settlement	UZ	200000389	10/31/2012	(368.03)
88900000	CAP Move-Settlement	UZ	200000389	10/31/2012	(162.51)
88900000	CAP Move-Settlement	UZ	200000391	10/31/2012	(1,146.57)
88900000	CAP Move-Settlement	UZ	200000392	10/31/2012	(102.89)
88900000	CAP Move-Settlement	UZ	200000399	10/31/2012	8.66
88900000	CAP Move-Settlement	UZ	200000399	10/31/2012	23.37
88900000	CAP Move-Settlement	UZ	200000399	10/31/2012	(213.90)
88900000	CAP Move-Settlement	UZ	200000399	10/31/2012	(57.82)
88900000	CAP Move-Settlement	UZ	200000400	10/31/2012	(33.48)
88900000	CAP Move-Settlement	UZ	200000400	10/31/2012	(1,161.42)
88900000	CAP Move-Settlement	UZ	200000400	10/31/2012	3.21
88900000	CAP Move-Settlement	UZ	200000400	10/31/2012	(2,848.65)
88900000	CAP Move-Settlement	UZ	200000400	10/31/2012	(454.37)
88900000	CAP Move-Settlement	UZ	200000400	10/31/2012	(374.47)
88900000	CAP Move-Settlement	UZ	200000402	10/31/2012	4.80
88900000	CAP Move-Settlement	UZ	200000402	10/31/2012	(82.74)
88900000	CAP Move-Settlement	UZ	200000402	10/31/2012	(201.46)
88900000	CAP Move-Settlement	UZ	200000402	10/31/2012	(256.88)
88900000	CAP Move-Settlement	UZ	200000402	10/31/2012	(2.50)
88900000	CAP Move-Settlement	UZ	200000370	10/31/2012	(55.99)
88900000	CAP Move-Settlement	UZ	200000370	10/31/2012	(72.99)
88900000	CAP Move-Settlement	UZ	200000389	10/31/2012	(32.25)
88900000	CAP Move-Settlement	UZ	200000389	10/31/2012	(36.62)
88900000	CAP Move-Settlement	UZ	200000389	10/31/2012	(781.53)
88900000	CAP Move-Settlement	UZ	200000389	10/31/2012	11.68
88900000	CAP Move-Settlement	UZ	200000389	10/31/2012	(98.69)
88900000	CAP Move-Settlement	UZ	200000392	10/31/2012	(254.06)
88900000	CAP Move-Settlement	UZ	200000399	10/31/2012	1.05
88900000	CAP Move-Settlement	UZ	200000399	10/31/2012	1.89
88900000	CAP Move-Settlement	UZ	200000399	10/31/2012	(56.19)
88900000	CAP Move-Settlement	UZ	200000400	10/31/2012	(623.14)
88900000	CAP Move-Settlement	UZ	200000400	10/31/2012	(81.93)
88900000	CAP Move-Settlement	UZ	200000400	10/31/2012	(46.80)
88900000	CAP Move-Settlement	UZ	200000400	10/31/2012	(99.39)
88900000	CAP Move-Settlement	UZ	200000400	10/31/2012	(22.51)
88900000	CAP Move-Settlement	UZ	200000400	10/31/2012	5.11
88900000	CAP Move-Settlement	UZ	200000400	10/31/2012	(0.55)
88900000	CAP Move-Settlement	UZ	200000402	10/31/2012	(7.33)
88900000	CAP Move-Settlement	UZ	200000402	10/31/2012	0.71

Kentucky American Water Company  
Case No. 2012-00520  
Response to PSC DR1, Item 31

Account	Description	Doc Type	Document Number	Posting Date	Amount
88900000	CAP Move-Settlement	UZ	200000402	10/31/2012	(44.08)
88900000	CAP Move-Settlement	UZ	200000402	10/31/2012	(12.65)
88900000	CAP Move-Settlement	UZ	200000402	10/31/2012	(18.10)
88900000	CAP Move-Settlement	UZ	200000388	10/31/2012	0.07
88900000	CAP Move-Settlement	UZ	200000389	10/31/2012	0.07
88900000	CAP Move-Settlement	UZ	200000391	10/31/2012	0.07
88900000	CAP Move-Settlement	UZ	200000389	10/31/2012	5.69
88900000	CAP Move-Settlement	UZ	200000388	10/31/2012	4.82
88900000	CAP Move-Settlement	UZ	200000389	10/31/2012	(32.23)
88900000	CAP Move-Settlement	UZ	200000389	10/31/2012	6.51
88900000	CAP Move-Settlement	UZ	200000389	10/31/2012	5.60
88900000	CAP Move-Settlement	UZ	200000389	10/31/2012	8.86
88900000	CAP Move-Settlement	UZ	200000391	10/31/2012	92.06
88900000	CAP Move-Settlement	UZ	200000370	10/31/2012	(20.75)
88900000	CAP Move-Settlement	UZ	200000370	10/31/2012	(27.04)
88900000	CAP Move-Settlement	UZ	200000389	10/31/2012	1,495.01
88900000	CAP Move-Settlement	UZ	200000389	10/31/2012	23.92
88900000	CAP Move-Settlement	UZ	200000370	10/31/2012	(4.25)
88900000	CAP Move-Settlement	UZ	200000370	10/31/2012	(3.26)
88900000	CAP Move-Settlement	UZ	200000389	10/31/2012	0.10
88900000	CAP Move-Settlement	UZ	200000370	10/31/2012	(6.67)
88900000	CAP Move-Settlement	UZ	200000370	10/31/2012	(5.12)
88900000	CAP Move-Settlement	UZ	200000370	10/31/2012	(5.12)
88900000	CAP Move-Settlement	UZ	200000370	10/31/2012	(6.67)
88900000	CAP Move-Settlement	UZ	200000391	10/31/2012	(0.07)
88900000	CAP Move-Settlement	UZ	200000370	10/31/2012	(4.25)
88900000	CAP Move-Settlement	UZ	200000370	10/31/2012	(3.26)
88900000	CAP Move-Settlement	UZ	200000388	10/31/2012	0.10
88900000	CAP Move-Settlement	UZ	200000370	10/31/2012	(21.67)
88900000	CAP Move-Settlement	UZ	200000370	10/31/2012	(28.25)
88900000	CAP Move-Settlement	UZ	200000389	10/31/2012	29.21
88900000	CAP Move-Settlement	UZ	200000389	10/31/2012	1,825.47
88900000	CAP Move-Settlement	UZ	200000370	10/31/2012	(36.27)
88900000	CAP Move-Settlement	UZ	200000370	10/31/2012	(27.83)
88900000	CAP Move-Settlement	UZ	200000370	10/31/2012	(27.83)
88900000	CAP Move-Settlement	UZ	200000370	10/31/2012	(36.27)
88900000	CAP Move-Settlement	UZ	200000389	10/31/2012	3.95
88900000	CAP Move-Settlement	UZ	200000389	10/31/2012	96.84
88900000	CAP Move-Settlement	UZ	200000389	10/31/2012	96.84
88900000	CAP Move-Settlement	UZ	200000389	10/31/2012	3.95
88900000	CAP Move-Settlement	UZ	200000390	10/31/2012	96.84
88900000	CAP Move-Settlement	UZ	200000391	10/31/2012	3.95
88900000	CAP Move-Settlement	UZ	200000370	10/31/2012	(18.66)
88900000	CAP Move-Settlement	UZ	200000370	10/31/2012	(14.32)
88900000	CAP Move-Settlement	UZ	200000389	10/31/2012	107.78
88900000	CAP Move-Settlement	UZ	200000391	10/31/2012	5.93
88900000	CAP Move-Settlement	UZ	200000370	10/31/2012	(14.32)
88900000	CAP Move-Settlement	UZ	200000370	10/31/2012	(18.66)
88900000	CAP Move-Settlement	UZ	200000389	10/31/2012	107.78
88900000	CAP Move-Settlement	UZ	200000389	10/31/2012	5.93
88900000	CAP Move-Settlement	UZ	200000370	10/31/2012	(2.69)
88900000	CAP Move-Settlement	UZ	200000370	10/31/2012	(3.50)
88900000	CAP Move-Settlement	UZ	200000391	10/31/2012	(3,910.00)
88900000	CAP Move-Settlement	UZ	200000370	10/31/2012	(10.95)
88900000	CAP Move-Settlement	UZ	200000370	10/31/2012	(14.28)
88900000	CAP Move-Settlement	UZ	200000389	10/31/2012	3,910.00
88900000	CAP Move-Settlement	UZ	200000391	10/31/2012	62.56
88900000	CAP Move-Settlement	UZ	200000352	10/31/2012	(1,399.81)
88900000	CAP Move-Settlement	UZ	200000370	10/31/2012	(20.82)
88900000	CAP Move-Settlement	UZ	200000370	10/31/2012	(27.15)
88900000	CAP Move-Settlement	UZ	200000370	10/31/2012	(27.15)
88900000	CAP Move-Settlement	UZ	200000370	10/31/2012	(20.82)
88900000	CAP Move-Settlement	UZ	200000370	10/31/2012	0.31
88900000	CAP Move-Settlement	UZ	200000370	10/31/2012	0.24
88900000	CAP Move-Settlement	UZ	200000389	10/31/2012	(302.46)
88900000	CAP Move-Settlement	UZ	200000389	10/31/2012	(4.81)
88900000	CAP Move-Settlement	UZ	200000389	10/31/2012	(30.89)
88900000	CAP Move-Settlement	UZ	200000389	10/31/2012	(25.20)
88900000	CAP Move-Settlement	UZ	200000391	10/31/2012	5.96
88900000	CAP Move-Settlement	UZ	200000400	10/31/2012	(42.60)
88900000	CAP Move-Settlement	UZ	200000400	10/31/2012	(108.88)
88900000	CAP Move-Settlement	UZ	200000400	10/31/2012	0.45
88900000	CAP Move-Settlement	UZ	200000400	10/31/2012	(18.89)
88900000	CAP Move-Settlement	UZ	200000400	10/31/2012	(35.11)
88900000	CAP Move-Settlement	UZ	200000400	10/31/2012	(24.08)
88900000	CAP Move-Settlement	UZ	200000400	10/31/2012	(7.76)
88900000	CAP Move-Settlement	UZ	200000402	10/31/2012	0.81

Kentucky American Water Company  
Case No. 2012-00520  
Response to PSC DR1, Item 31

Account	Description	Doc Type	Document Number	Posting Date	Amount
88900000	CAP Move-Settlement	UZ	2000000402	10/31/2012	(0.24)
88900000	CAP Move-Settlement	UZ	2000000402	10/31/2012	(267.06)
88900000	CAP Move-Settlement	UZ	2000000402	10/31/2012	(9.65)
88900000	CAP Move-Settlement	UZ	2000000402	10/31/2012	0.30
88900000	CAP Move-Settlement	UZ	2000000402	10/31/2012	(20.05)
88900000	CAP Move-Settlement	UZ	2000000402	10/31/2012	2.20
88900000	CAP Move-Settlement	UZ	2000000402	10/31/2012	(5.42)
88900000	CAP Move-Settlement	UZ	2000000402	10/31/2012	(3.14)
88900000	CAP Move-Settlement	UZ	2000000414	10/31/2012	(0.31)
88900000	CAP Move-Settlement	UZ	2000000414	10/31/2012	(0.24)
88900000	CAP Move-Settlement	UZ	2000000389	10/31/2012	(78.01)
88900000	CAP Move-Settlement	UZ	2000000389	10/31/2012	(49.97)
88900000	CAP Move-Settlement	UZ	2000000389	10/31/2012	(18.77)
88900000	CAP Move-Settlement	UZ	2000000389	10/31/2012	(165.67)
88900000	CAP Move-Settlement	UZ	2000000389	10/31/2012	20.13
88900000	CAP Move-Settlement	UZ	2000000389	10/31/2012	(1,303.15)
88900000	CAP Move-Settlement	UZ	2000000389	10/31/2012	(670.95)
88900000	CAP Move-Settlement	UZ	2000000399	10/31/2012	(6.27)
88900000	CAP Move-Settlement	UZ	2000000399	10/31/2012	(48.17)
88900000	CAP Move-Settlement	UZ	2000000399	10/31/2012	(85.19)
88900000	CAP Move-Settlement	UZ	2000000399	10/31/2012	0.60
88900000	CAP Move-Settlement	UZ	2000000400	10/31/2012	(0.47)
88900000	CAP Move-Settlement	UZ	2000000400	10/31/2012	0.90
88900000	CAP Move-Settlement	UZ	2000000400	10/31/2012	1.62
88900000	CAP Move-Settlement	UZ	2000000400	10/31/2012	(40.09)
88900000	CAP Move-Settlement	UZ	2000000400	10/31/2012	(19.29)
88900000	CAP Move-Settlement	UZ	2000000400	10/31/2012	4.38
88900000	CAP Move-Settlement	UZ	2000000402	10/31/2012	(37.77)
88900000	CAP Move-Settlement	UZ	2000000402	10/31/2012	(10.84)
88900000	CAP Move-Settlement	UZ	2000000402	10/31/2012	(534.12)
88900000	CAP Move-Settlement	UZ	2000000402	10/31/2012	(217.77)
88900000	CAP Move-Settlement	UZ	2000000402	10/31/2012	(70.21)
88900000	CAP Move-Settlement	UZ	2000000403	10/31/2012	(15.51)
88900000	CAP Move-Settlement	UZ	2000000388	10/31/2012	7.35
88900000	CAP Move-Settlement	UZ	2000000389	10/31/2012	58.55
88900000	CAP Move-Settlement	UZ	2000000370	10/31/2012	0.39
88900000	CAP Move-Settlement	UZ	2000000370	10/31/2012	0.50
88900000	CAP Move-Settlement	UZ	2000000389	10/31/2012	(20.39)
88900000	CAP Move-Settlement	UZ	2000000389	10/31/2012	(36.72)
88900000	CAP Move-Settlement	UZ	2000000389	10/31/2012	(289.09)
88900000	CAP Move-Settlement	UZ	2000000389	10/31/2012	(452.27)
88900000	CAP Move-Settlement	UZ	2000000389	10/31/2012	14.61
88900000	CAP Move-Settlement	UZ	2000000389	10/31/2012	(3.27)
88900000	CAP Move-Settlement	UZ	2000000399	10/31/2012	(0.15)
88900000	CAP Move-Settlement	UZ	2000000399	10/31/2012	0.20
88900000	CAP Move-Settlement	UZ	2000000399	10/31/2012	(5.17)
88900000	CAP Move-Settlement	UZ	2000000399	10/31/2012	(12.59)
88900000	CAP Move-Settlement	UZ	2000000400	10/31/2012	(13.36)
88900000	CAP Move-Settlement	UZ	2000000400	10/31/2012	(6.43)
88900000	CAP Move-Settlement	UZ	2000000400	10/31/2012	(72.59)
88900000	CAP Move-Settlement	UZ	2000000400	10/31/2012	(178.04)
88900000	CAP Move-Settlement	UZ	2000000400	10/31/2012	0.54
88900000	CAP Move-Settlement	UZ	2000000400	10/31/2012	(16.06)
88900000	CAP Move-Settlement	UZ	2000000400	10/31/2012	(23.40)
88900000	CAP Move-Settlement	UZ	2000000400	10/31/2012	(2.09)
88900000	CAP Move-Settlement	UZ	2000000402	10/31/2012	0.30
88900000	CAP Move-Settlement	UZ	2000000402	10/31/2012	(28.40)
88900000	CAP Move-Settlement	UZ	2000000402	10/31/2012	1.46
88900000	CAP Move-Settlement	UZ	2000000402	10/31/2012	(3.62)
88900000	CAP Move-Settlement	UZ	2000000414	10/31/2012	(0.39)
88900000	CAP Move-Settlement	UZ	2000000414	10/31/2012	(0.50)
88900000	CAP Move-Settlement	UZ	2000000370	10/31/2012	2.65
88900000	CAP Move-Settlement	UZ	2000000370	10/31/2012	2.03
88900000	CAP Move-Settlement	UZ	2000000389	10/31/2012	(76.37)
88900000	CAP Move-Settlement	UZ	2000000389	10/31/2012	4.82
88900000	CAP Move-Settlement	UZ	2000000389	10/31/2012	(8.78)
88900000	CAP Move-Settlement	UZ	2000000389	10/31/2012	(24.98)
88900000	CAP Move-Settlement	UZ	2000000389	10/31/2012	(240.03)
88900000	CAP Move-Settlement	UZ	2000000391	10/31/2012	(196.20)
88900000	CAP Move-Settlement	UZ	2000000399	10/31/2012	0.30
88900000	CAP Move-Settlement	UZ	2000000400	10/31/2012	(12.59)
88900000	CAP Move-Settlement	UZ	2000000400	10/31/2012	(23.40)
88900000	CAP Move-Settlement	UZ	2000000400	10/31/2012	(2.09)
88900000	CAP Move-Settlement	UZ	2000000400	10/31/2012	0.54
88900000	CAP Move-Settlement	UZ	2000000400	10/31/2012	(28.40)
88900000	CAP Move-Settlement	UZ	2000000400	10/31/2012	(72.59)
88900000	CAP Move-Settlement	UZ	2000000400	10/31/2012	1.46

Kentucky American Water Company  
Case No. 2012-00520  
Response to PSC DR1, Item 31

Account	Description	Doc Type	Document Number	Posting Date	Amount
88900000	CAP Move-Settlement	UZ	2000000400	10/31/2012	(16.06)
88900000	CAP Move-Settlement	UZ	2000000400	10/31/2012	(3.62)
88900000	CAP Move-Settlement	UZ	2000000400	10/31/2012	(0.15)
88900000	CAP Move-Settlement	UZ	2000000402	10/31/2012	(5.17)
88900000	CAP Move-Settlement	UZ	2000000402	10/31/2012	(178.04)
88900000	CAP Move-Settlement	UZ	2000000402	10/31/2012	0.20
88900000	CAP Move-Settlement	UZ	2000000402	10/31/2012	(6.43)
88900000	CAP Move-Settlement	UZ	2000000402	10/31/2012	(13.36)
88900000	CAP Move-Settlement	UZ	2000000414	10/31/2012	(2.65)
88900000	CAP Move-Settlement	UZ	2000000414	10/31/2012	(2.03)
88900000	CAP Move-Settlement	UZ	2000000370	10/31/2012	0.38
88900000	CAP Move-Settlement	UZ	2000000370	10/31/2012	0.29
88900000	CAP Move-Settlement	UZ	2000000389	10/31/2012	(363.99)
88900000	CAP Move-Settlement	UZ	2000000389	10/31/2012	(227.78)
88900000	CAP Move-Settlement	UZ	2000000389	10/31/2012	9.98
88900000	CAP Move-Settlement	UZ	2000000389	10/31/2012	(42.31)
88900000	CAP Move-Settlement	UZ	2000000389	10/31/2012	(26.71)
88900000	CAP Move-Settlement	UZ	2000000391	10/31/2012	(20.47)
88900000	CAP Move-Settlement	UZ	2000000399	10/31/2012	(7.76)
88900000	CAP Move-Settlement	UZ	2000000399	10/31/2012	(35.11)
88900000	CAP Move-Settlement	UZ	2000000399	10/31/2012	2.20
88900000	CAP Move-Settlement	UZ	2000000400	10/31/2012	(20.05)
88900000	CAP Move-Settlement	UZ	2000000400	10/31/2012	0.45
88900000	CAP Move-Settlement	UZ	2000000400	10/31/2012	(18.89)
88900000	CAP Move-Settlement	UZ	2000000400	10/31/2012	(5.42)
88900000	CAP Move-Settlement	UZ	2000000400	10/31/2012	0.81
88900000	CAP Move-Settlement	UZ	2000000400	10/31/2012	(24.08)
88900000	CAP Move-Settlement	UZ	2000000400	10/31/2012	(0.24)
88900000	CAP Move-Settlement	UZ	2000000401	10/31/2012	(3.14)
88900000	CAP Move-Settlement	UZ	2000000402	10/31/2012	(42.60)
88900000	CAP Move-Settlement	UZ	2000000402	10/31/2012	(108.88)
88900000	CAP Move-Settlement	UZ	2000000402	10/31/2012	0.30
88900000	CAP Move-Settlement	UZ	2000000402	10/31/2012	(267.06)
88900000	CAP Move-Settlement	UZ	2000000402	10/31/2012	(9.65)
88900000	CAP Move-Settlement	UZ	2000000414	10/31/2012	(0.29)
88900000	CAP Move-Settlement	UZ	2000000414	10/31/2012	(0.38)
88900000	CAP Move-Settlement	UZ	2000000370	10/31/2012	0.29
88900000	CAP Move-Settlement	UZ	2000000370	10/31/2012	0.38
88900000	CAP Move-Settlement	UZ	2000000389	10/31/2012	(42.38)
88900000	CAP Move-Settlement	UZ	2000000389	10/31/2012	(363.99)
88900000	CAP Move-Settlement	UZ	2000000391	10/31/2012	(26.64)
88900000	CAP Move-Settlement	UZ	2000000391	10/31/2012	(20.52)
88900000	CAP Move-Settlement	UZ	2000000391	10/31/2012	9.98
88900000	CAP Move-Settlement	UZ	2000000391	10/31/2012	(227.78)
88900000	CAP Move-Settlement	UZ	2000000400	10/31/2012	(3.14)
88900000	CAP Move-Settlement	UZ	2000000400	10/31/2012	(5.42)
88900000	CAP Move-Settlement	UZ	2000000400	10/31/2012	(24.08)
88900000	CAP Move-Settlement	UZ	2000000400	10/31/2012	(7.76)
88900000	CAP Move-Settlement	UZ	2000000400	10/31/2012	(20.05)
88900000	CAP Move-Settlement	UZ	2000000400	10/31/2012	(0.24)
88900000	CAP Move-Settlement	UZ	2000000400	10/31/2012	(267.06)
88900000	CAP Move-Settlement	UZ	2000000400	10/31/2012	(9.65)
88900000	CAP Move-Settlement	UZ	2000000402	10/31/2012	0.45
88900000	CAP Move-Settlement	UZ	2000000402	10/31/2012	(108.88)
88900000	CAP Move-Settlement	UZ	2000000402	10/31/2012	0.30
88900000	CAP Move-Settlement	UZ	2000000402	10/31/2012	0.81
88900000	CAP Move-Settlement	UZ	2000000402	10/31/2012	(18.89)
88900000	CAP Move-Settlement	UZ	2000000402	10/31/2012	(42.60)
88900000	CAP Move-Settlement	UZ	2000000402	10/31/2012	2.20
88900000	CAP Move-Settlement	UZ	2000000402	10/31/2012	(35.11)
88900000	CAP Move-Settlement	UZ	2000000414	10/31/2012	(0.38)
88900000	CAP Move-Settlement	UZ	2000000414	10/31/2012	(0.29)
88900000	CAP Move-Settlement	UZ	2000000370	10/31/2012	0.30
88900000	CAP Move-Settlement	UZ	2000000370	10/31/2012	0.39
88900000	CAP Move-Settlement	UZ	2000000389	10/31/2012	(227.78)
88900000	CAP Move-Settlement	UZ	2000000389	10/31/2012	(26.71)
88900000	CAP Move-Settlement	UZ	2000000389	10/31/2012	(363.99)
88900000	CAP Move-Settlement	UZ	2000000389	10/31/2012	(42.31)
88900000	CAP Move-Settlement	UZ	2000000389	10/31/2012	(20.47)
88900000	CAP Move-Settlement	UZ	2000000391	10/31/2012	9.98
88900000	CAP Move-Settlement	UZ	2000000392	10/31/2012	(24.08)
88900000	CAP Move-Settlement	UZ	2000000400	10/31/2012	(3.14)
88900000	CAP Move-Settlement	UZ	2000000400	10/31/2012	(9.65)
88900000	CAP Move-Settlement	UZ	2000000400	10/31/2012	(7.76)
88900000	CAP Move-Settlement	UZ	2000000400	10/31/2012	(5.42)
88900000	CAP Move-Settlement	UZ	2000000400	10/31/2012	(18.89)
88900000	CAP Move-Settlement	UZ	2000000400	10/31/2012	(20.05)



Kentucky American Water Company  
Case No. 2012-00520  
Response to PSC DR1, Item 31

Account	Description	Doc Type	Document Number	Posting Date	Amount
88900000	CAP Move-Settlement	UZ	2000000400	10/31/2012	(42.60)
88900000	CAP Move-Settlement	UZ	2000000402	10/31/2012	0.30
88900000	CAP Move-Settlement	UZ	2000000402	10/31/2012	(35.11)
88900000	CAP Move-Settlement	UZ	2000000402	10/31/2012	(108.88)
88900000	CAP Move-Settlement	UZ	2000000402	10/31/2012	0.45
88900000	CAP Move-Settlement	UZ	2000000402	10/31/2012	(0.24)
88900000	CAP Move-Settlement	UZ	2000000402	10/31/2012	0.81
88900000	CAP Move-Settlement	UZ	2000000402	10/31/2012	(267.06)
88900000	CAP Move-Settlement	UZ	2000000402	10/31/2012	2.20
88900000	CAP Move-Settlement	UZ	2000000414	10/31/2012	(0.39)
88900000	CAP Move-Settlement	UZ	2000000414	10/31/2012	(0.30)
88900000	CAP Move-Settlement	UZ	2000000370	10/31/2012	15.82
88900000	CAP Move-Settlement	UZ	2000000370	10/31/2012	12.13
88900000	CAP Move-Settlement	UZ	2000000388	10/31/2012	5,350.17
88900000	CAP Move-Settlement	UZ	2000000389	10/31/2012	(77.69)
88900000	CAP Move-Settlement	UZ	2000000389	10/31/2012	(2,290.10)
88900000	CAP Move-Settlement	UZ	2000000389	10/31/2012	84.86
88900000	CAP Move-Settlement	UZ	2000000389	10/31/2012	(633.33)
88900000	CAP Move-Settlement	UZ	2000000391	10/31/2012	(2,214.10)
88900000	CAP Move-Settlement	UZ	2000000391	10/31/2012	(286.84)
88900000	CAP Move-Settlement	UZ	2000000399	10/31/2012	(170.39)
88900000	CAP Move-Settlement	UZ	2000000399	10/31/2012	8.77
88900000	CAP Move-Settlement	UZ	2000000400	10/31/2012	1.80
88900000	CAP Move-Settlement	UZ	2000000400	10/31/2012	(21.69)
88900000	CAP Move-Settlement	UZ	2000000400	10/31/2012	(31.03)
88900000	CAP Move-Settlement	UZ	2000000400	10/31/2012	(96.33)
88900000	CAP Move-Settlement	UZ	2000000400	10/31/2012	(12.56)
88900000	CAP Move-Settlement	UZ	2000000400	10/31/2012	(140.43)
88900000	CAP Move-Settlement	UZ	2000000400	10/31/2012	(80.22)
88900000	CAP Move-Settlement	UZ	2000000400	10/31/2012	(75.54)
88900000	CAP Move-Settlement	UZ	2000000400	10/31/2012	(1,068.25)
88900000	CAP Move-Settlement	UZ	2000000402	10/31/2012	(0.94)
88900000	CAP Move-Settlement	UZ	2000000402	10/31/2012	1.21
88900000	CAP Move-Settlement	UZ	2000000402	10/31/2012	3.25
88900000	CAP Move-Settlement	UZ	2000000402	10/31/2012	(38.58)
88900000	CAP Move-Settlement	UZ	2000000402	10/31/2012	(435.52)
88900000	CAP Move-Settlement	UZ	2000000414	10/31/2012	(12.13)
88900000	CAP Move-Settlement	UZ	2000000414	10/31/2012	(15.82)
88900000	CAP Move-Settlement	UZ	2000000370	10/31/2012	16.25
88900000	CAP Move-Settlement	UZ	2000000370	10/31/2012	21.18
88900000	CAP Move-Settlement	UZ	2000000389	10/31/2012	(3,478.37)
88900000	CAP Move-Settlement	UZ	2000000389	10/31/2012	(2,523.21)
88900000	CAP Move-Settlement	UZ	2000000389	10/31/2012	(89.21)
88900000	CAP Move-Settlement	UZ	2000000389	10/31/2012	(250.72)
88900000	CAP Move-Settlement	UZ	2000000389	10/31/2012	(1,453.27)
88900000	CAP Move-Settlement	UZ	2000000389	10/31/2012	181.95
88900000	CAP Move-Settlement	UZ	2000000389	10/31/2012	5,350.17
88900000	CAP Move-Settlement	UZ	2000000399	10/31/2012	(70.21)
88900000	CAP Move-Settlement	UZ	2000000399	10/31/2012	(0.47)
88900000	CAP Move-Settlement	UZ	2000000400	10/31/2012	(534.12)
88900000	CAP Move-Settlement	UZ	2000000400	10/31/2012	(19.29)
88900000	CAP Move-Settlement	UZ	2000000400	10/31/2012	(40.09)
88900000	CAP Move-Settlement	UZ	2000000400	10/31/2012	(85.19)
88900000	CAP Move-Settlement	UZ	2000000400	10/31/2012	1.62
88900000	CAP Move-Settlement	UZ	2000000400	10/31/2012	(15.51)
88900000	CAP Move-Settlement	UZ	2000000400	10/31/2012	(37.77)
88900000	CAP Move-Settlement	UZ	2000000400	10/31/2012	(217.77)
88900000	CAP Move-Settlement	UZ	2000000402	10/31/2012	0.90
88900000	CAP Move-Settlement	UZ	2000000402	10/31/2012	(10.84)
88900000	CAP Move-Settlement	UZ	2000000402	10/31/2012	(6.27)
88900000	CAP Move-Settlement	UZ	2000000402	10/31/2012	4.38
88900000	CAP Move-Settlement	UZ	2000000402	10/31/2012	(48.17)
88900000	CAP Move-Settlement	UZ	2000000402	10/31/2012	0.60
88900000	CAP Move-Settlement	UZ	2000000414	10/31/2012	(21.18)
88900000	CAP Move-Settlement	UZ	2000000414	10/31/2012	(16.25)
88900000	CAP Move-Settlement	UZ	2000000370	10/31/2012	11.68
88900000	CAP Move-Settlement	UZ	2000000370	10/31/2012	15.22
88900000	CAP Move-Settlement	UZ	2000000389	10/31/2012	(1,525.96)
88900000	CAP Move-Settlement	UZ	2000000389	10/31/2012	5,350.17
88900000	CAP Move-Settlement	UZ	2000000389	10/31/2012	(83.72)
88900000	CAP Move-Settlement	UZ	2000000389	10/31/2012	(87.02)
88900000	CAP Move-Settlement	UZ	2000000389	10/31/2012	(321.06)
88900000	CAP Move-Settlement	UZ	2000000389	10/31/2012	(5,263.21)
88900000	CAP Move-Settlement	UZ	2000000389	10/31/2012	(1,717.23)
88900000	CAP Move-Settlement	UZ	2000000389	10/31/2012	179.60
88900000	CAP Move-Settlement	UZ	2000000399	10/31/2012	(304.26)
88900000	CAP Move-Settlement	UZ	2000000399	10/31/2012	7.04

Kentucky American Water Company  
Case No. 2012-00520  
Response to PSC DR1, Item 31

Account	Description	Doc Type	Document Number	Posting Date	Amount
88900000	CAP Move-Settlement	UZ	200000399	10/31/2012	(67.23)
88900000	CAP Move-Settlement	UZ	200000399	10/31/2012	3.90
88900000	CAP Move-Settlement	UZ	200000400	10/31/2012	18.99
88900000	CAP Move-Settlement	UZ	200000400	10/31/2012	(2,314.53)
88900000	CAP Move-Settlement	UZ	200000400	10/31/2012	(163.68)
88900000	CAP Move-Settlement	UZ	200000400	10/31/2012	(2.04)
88900000	CAP Move-Settlement	UZ	200000400	10/31/2012	(83.60)
88900000	CAP Move-Settlement	UZ	200000400	10/31/2012	2.61
88900000	CAP Move-Settlement	UZ	200000400	10/31/2012	(27.20)
88900000	CAP Move-Settlement	UZ	200000402	10/31/2012	(943.63)
88900000	CAP Move-Settlement	UZ	200000402	10/31/2012	(208.72)
88900000	CAP Move-Settlement	UZ	200000402	10/31/2012	(369.18)
88900000	CAP Move-Settlement	UZ	200000402	10/31/2012	(46.98)
88900000	CAP Move-Settlement	UZ	200000402	10/31/2012	(173.78)
88900000	CAP Move-Settlement	UZ	200000414	10/31/2012	(15.22)
88900000	CAP Move-Settlement	UZ	200000414	10/31/2012	(11.68)
88900000	CAP Move-Settlement	UZ	200000370	10/31/2012	0.41
88900000	CAP Move-Settlement	UZ	200000370	10/31/2012	0.31
88900000	CAP Move-Settlement	UZ	200000388	10/31/2012	8.73
88900000	CAP Move-Settlement	UZ	200000389	10/31/2012	(538.55)
88900000	CAP Move-Settlement	UZ	200000389	10/31/2012	(85.75)
88900000	CAP Move-Settlement	UZ	200000391	10/31/2012	(50.46)
88900000	CAP Move-Settlement	UZ	200000391	10/31/2012	(29.28)
88900000	CAP Move-Settlement	UZ	200000399	10/31/2012	(31.48)
88900000	CAP Move-Settlement	UZ	200000399	10/31/2012	0.50
88900000	CAP Move-Settlement	UZ	200000399	10/31/2012	(40.14)
88900000	CAP Move-Settlement	UZ	200000400	10/31/2012	(16.09)
88900000	CAP Move-Settlement	UZ	200000400	10/31/2012	(0.39)
88900000	CAP Move-Settlement	UZ	200000400	10/31/2012	0.75
88900000	CAP Move-Settlement	UZ	200000400	10/31/2012	(5.23)
88900000	CAP Move-Settlement	UZ	200000400	10/31/2012	(12.93)
88900000	CAP Move-Settlement	UZ	200000400	10/31/2012	(181.47)
88900000	CAP Move-Settlement	UZ	200000400	10/31/2012	3.65
88900000	CAP Move-Settlement	UZ	200000402	10/31/2012	1.35
88900000	CAP Move-Settlement	UZ	200000402	10/31/2012	(445.10)
88900000	CAP Move-Settlement	UZ	200000402	10/31/2012	(33.42)
88900000	CAP Move-Settlement	UZ	200000402	10/31/2012	(71.00)
88900000	CAP Move-Settlement	UZ	200000402	10/31/2012	(58.51)
88900000	CAP Move-Settlement	UZ	200000402	10/31/2012	(9.04)
88900000	CAP Move-Settlement	UZ	200000414	10/31/2012	(0.41)
88900000	CAP Move-Settlement	UZ	200000414	10/31/2012	(0.31)
88900000	CAP Move-Settlement	UZ	200000370	10/31/2012	0.41
88900000	CAP Move-Settlement	UZ	200000370	10/31/2012	0.31
88900000	CAP Move-Settlement	UZ	200000388	10/31/2012	(75.35)
88900000	CAP Move-Settlement	UZ	200000389	10/31/2012	8.63
88900000	CAP Move-Settlement	UZ	200000389	10/31/2012	(27.32)
88900000	CAP Move-Settlement	UZ	200000391	10/31/2012	(499.56)
88900000	CAP Move-Settlement	UZ	200000391	10/31/2012	(27.54)
88900000	CAP Move-Settlement	UZ	200000399	10/31/2012	(4.19)
88900000	CAP Move-Settlement	UZ	200000400	10/31/2012	(7.23)
88900000	CAP Move-Settlement	UZ	200000400	10/31/2012	0.60
88900000	CAP Move-Settlement	UZ	200000400	10/31/2012	0.40
88900000	CAP Move-Settlement	UZ	200000400	10/31/2012	(25.18)
88900000	CAP Move-Settlement	UZ	200000400	10/31/2012	(46.81)
88900000	CAP Move-Settlement	UZ	200000400	10/31/2012	(56.80)
88900000	CAP Move-Settlement	UZ	200000400	10/31/2012	(0.31)
88900000	CAP Move-Settlement	UZ	200000400	10/31/2012	1.08
88900000	CAP Move-Settlement	UZ	200000400	10/31/2012	(356.09)
88900000	CAP Move-Settlement	UZ	200000402	10/31/2012	(145.18)
88900000	CAP Move-Settlement	UZ	200000402	10/31/2012	(12.86)
88900000	CAP Move-Settlement	UZ	200000402	10/31/2012	(32.11)
88900000	CAP Move-Settlement	UZ	200000402	10/31/2012	(10.34)
88900000	CAP Move-Settlement	UZ	200000402	10/31/2012	(26.73)
88900000	CAP Move-Settlement	UZ	200000402	10/31/2012	2.92
88900000	CAP Move-Settlement	UZ	200000414	10/31/2012	(0.31)
88900000	CAP Move-Settlement	UZ	200000414	10/31/2012	(0.41)
88900000	CAP Move-Settlement	UZ	200000370	10/31/2012	0.13
88900000	CAP Move-Settlement	UZ	200000370	10/31/2012	0.16
88900000	CAP Move-Settlement	UZ	200000389	10/31/2012	(2.30)
88900000	CAP Move-Settlement	UZ	200000389	10/31/2012	(172.78)
88900000	CAP Move-Settlement	UZ	200000389	10/31/2012	(21.61)
88900000	CAP Move-Settlement	UZ	200000389	10/31/2012	2.65
88900000	CAP Move-Settlement	UZ	200000389	10/31/2012	(10.48)
88900000	CAP Move-Settlement	UZ	200000399	10/31/2012	0.15
88900000	CAP Move-Settlement	UZ	200000399	10/31/2012	(2.59)
88900000	CAP Move-Settlement	UZ	200000399	10/31/2012	(11.70)
88900000	CAP Move-Settlement	UZ	200000399	10/31/2012	(14.20)

Kentucky American Water Company  
Case No. 2012-00520  
Response to PSC DR1, Item 31

Account	Description	Doc Type	Document Number	Posting Date	Amount
88900000	CAP Move-Settlement	UZ	2000000400	10/31/2012	(1.04)
88900000	CAP Move-Settlement	UZ	2000000400	10/31/2012	0.73
88900000	CAP Move-Settlement	UZ	2000000400	10/31/2012	(36.30)
88900000	CAP Move-Settlement	UZ	2000000400	10/31/2012	(3.22)
88900000	CAP Move-Settlement	UZ	2000000400	10/31/2012	(0.08)
88900000	CAP Move-Settlement	UZ	2000000400	10/31/2012	(89.03)
88900000	CAP Move-Settlement	UZ	2000000402	10/31/2012	(6.30)
88900000	CAP Move-Settlement	UZ	2000000402	10/31/2012	(1.80)
88900000	CAP Move-Settlement	UZ	2000000402	10/31/2012	(8.03)
88900000	CAP Move-Settlement	UZ	2000000402	10/31/2012	0.10
88900000	CAP Move-Settlement	UZ	2000000402	10/31/2012	(6.70)
88900000	CAP Move-Settlement	UZ	2000000402	10/31/2012	0.27
88900000	CAP Move-Settlement	UZ	2000000414	10/31/2012	(0.13)
88900000	CAP Move-Settlement	UZ	2000000414	10/31/2012	(0.16)
88900000	CAP Move-Settlement	UZ	2000000370	10/31/2012	0.25
88900000	CAP Move-Settlement	UZ	2000000370	10/31/2012	0.32
88900000	CAP Move-Settlement	UZ	2000000391	10/31/2012	0.78
88900000	CAP Move-Settlement	UZ	2000000414	10/31/2012	(0.32)
88900000	CAP Move-Settlement	UZ	2000000414	10/31/2012	(0.25)
88900000	CAP Move-Settlement	UZ	2000000370	10/31/2012	0.26
88900000	CAP Move-Settlement	UZ	2000000370	10/31/2012	0.20
88900000	CAP Move-Settlement	UZ	2000000389	10/31/2012	(4.49)
88900000	CAP Move-Settlement	UZ	2000000414	10/31/2012	(0.20)
88900000	CAP Move-Settlement	UZ	2000000414	10/31/2012	(0.26)
88900000	CAP Move-Settlement	UZ	2000000389	10/31/2012	(50.47)
88900000	CAP Move-Settlement	UZ	2000000389	10/31/2012	(19.59)
88900000	CAP Move-Settlement	UZ	2000000389	10/31/2012	(327.56)
88900000	CAP Move-Settlement	UZ	2000000391	10/31/2012	(773.99)
88900000	CAP Move-Settlement	UZ	2000000391	10/31/2012	62.58
88900000	CAP Move-Settlement	UZ	2000000399	10/31/2012	(9.65)
88900000	CAP Move-Settlement	UZ	2000000399	10/31/2012	0.30
88900000	CAP Move-Settlement	UZ	2000000399	10/31/2012	(108.88)
88900000	CAP Move-Settlement	UZ	2000000400	10/31/2012	0.81
88900000	CAP Move-Settlement	UZ	2000000400	10/31/2012	(267.06)
88900000	CAP Move-Settlement	UZ	2000000400	10/31/2012	(20.05)
88900000	CAP Move-Settlement	UZ	2000000400	10/31/2012	2.20
88900000	CAP Move-Settlement	UZ	2000000400	10/31/2012	(5.42)
88900000	CAP Move-Settlement	UZ	2000000402	10/31/2012	(3.14)
88900000	CAP Move-Settlement	UZ	2000000402	10/31/2012	(7.76)
88900000	CAP Move-Settlement	UZ	2000000402	10/31/2012	(24.08)
88900000	CAP Move-Settlement	UZ	2000000402	10/31/2012	0.45
88900000	CAP Move-Settlement	UZ	2000000402	10/31/2012	(35.11)
88900000	CAP Move-Settlement	UZ	2000000402	10/31/2012	(18.89)
88900000	CAP Move-Settlement	UZ	2000000402	10/31/2012	(42.60)
88900000	CAP Move-Settlement	UZ	2000000402	10/31/2012	(0.24)
88900000	CAP Move-Settlement	UZ	2000000389	10/31/2012	(16.77)
88900000	CAP Move-Settlement	UZ	2000000389	10/31/2012	32.28
88900000	CAP Move-Settlement	UZ	2000000389	10/31/2012	(316.55)
88900000	CAP Move-Settlement	UZ	2000000391	10/31/2012	(75.14)
88900000	CAP Move-Settlement	UZ	2000000391	10/31/2012	(271.63)
88900000	CAP Move-Settlement	UZ	2000000392	10/31/2012	(72.59)
88900000	CAP Move-Settlement	UZ	2000000399	10/31/2012	(12.59)
88900000	CAP Move-Settlement	UZ	2000000399	10/31/2012	(6.43)
88900000	CAP Move-Settlement	UZ	2000000399	10/31/2012	0.54
88900000	CAP Move-Settlement	UZ	2000000399	10/31/2012	(3.62)
88900000	CAP Move-Settlement	UZ	2000000399	10/31/2012	(13.36)
88900000	CAP Move-Settlement	UZ	2000000399	10/31/2012	(16.06)
88900000	CAP Move-Settlement	UZ	2000000400	10/31/2012	(28.40)
88900000	CAP Move-Settlement	UZ	2000000400	10/31/2012	(23.40)
88900000	CAP Move-Settlement	UZ	2000000400	10/31/2012	0.30
88900000	CAP Move-Settlement	UZ	2000000402	10/31/2012	(178.04)
88900000	CAP Move-Settlement	UZ	2000000402	10/31/2012	1.46
88900000	CAP Move-Settlement	UZ	2000000402	10/31/2012	0.20
88900000	CAP Move-Settlement	UZ	2000000402	10/31/2012	(5.17)
88900000	CAP Move-Settlement	UZ	2000000402	10/31/2012	(2.09)
88900000	CAP Move-Settlement	UZ	2000000402	10/31/2012	(0.15)
88900000	CAP Move-Settlement	UZ	2000000389	10/31/2012	(861.23)
88900000	CAP Move-Settlement	UZ	2000000389	10/31/2012	(36.53)
88900000	CAP Move-Settlement	UZ	2000000389	10/31/2012	(37.20)
88900000	CAP Move-Settlement	UZ	2000000389	10/31/2012	(534.76)
88900000	CAP Move-Settlement	UZ	2000000389	10/31/2012	68.75
88900000	CAP Move-Settlement	UZ	2000000399	10/31/2012	(181.47)
88900000	CAP Move-Settlement	UZ	2000000399	10/31/2012	(33.42)
88900000	CAP Move-Settlement	UZ	2000000399	10/31/2012	(9.04)
88900000	CAP Move-Settlement	UZ	2000000399	10/31/2012	1.35
88900000	CAP Move-Settlement	UZ	2000000400	10/31/2012	3.65
88900000	CAP Move-Settlement	UZ	2000000400	10/31/2012	(16.09)

Kentucky American Water Company  
Case No. 2012-00520  
Response to PSC DR1, Item 31

Account	Description	Doc Type	Document Number	Posting Date	Amount
88900000	CAP Move-Settlement	UZ	2000000400	10/31/2012	(12.93)
88900000	CAP Move-Settlement	UZ	2000000400	10/31/2012	0.50
88900000	CAP Move-Settlement	UZ	2000000400	10/31/2012	(0.39)
88900000	CAP Move-Settlement	UZ	2000000400	10/31/2012	(5.23)
88900000	CAP Move-Settlement	UZ	2000000402	10/31/2012	0.75
88900000	CAP Move-Settlement	UZ	2000000402	10/31/2012	(31.48)
88900000	CAP Move-Settlement	UZ	2000000402	10/31/2012	(71.00)
88900000	CAP Move-Settlement	UZ	2000000402	10/31/2012	(58.51)
88900000	CAP Move-Settlement	UZ	2000000402	10/31/2012	(40.14)
88900000	CAP Move-Settlement	UZ	2000000402	10/31/2012	(445.10)
88900000	CAP Move-Settlement	UZ	2000000388	10/31/2012	(165.67)
88900000	CAP Move-Settlement	UZ	2000000389	10/31/2012	(20.14)
88900000	CAP Move-Settlement	UZ	2000000389	10/31/2012	(1,300.37)
88900000	CAP Move-Settlement	UZ	2000000389	10/31/2012	19.74
88900000	CAP Move-Settlement	UZ	2000000389	10/31/2012	(691.93)
88900000	CAP Move-Settlement	UZ	2000000389	10/31/2012	(50.95)
88900000	CAP Move-Settlement	UZ	2000000391	10/31/2012	(80.15)
88900000	CAP Move-Settlement	UZ	2000000392	10/31/2012	(217.77)
88900000	CAP Move-Settlement	UZ	2000000399	10/31/2012	(0.47)
88900000	CAP Move-Settlement	UZ	2000000399	10/31/2012	(534.12)
88900000	CAP Move-Settlement	UZ	2000000399	10/31/2012	(6.27)
88900000	CAP Move-Settlement	UZ	2000000399	10/31/2012	(70.21)
88900000	CAP Move-Settlement	UZ	2000000399	10/31/2012	(40.09)
88900000	CAP Move-Settlement	UZ	2000000400	10/31/2012	(19.29)
88900000	CAP Move-Settlement	UZ	2000000400	10/31/2012	(15.51)
88900000	CAP Move-Settlement	UZ	2000000400	10/31/2012	(85.19)
88900000	CAP Move-Settlement	UZ	2000000402	10/31/2012	1.62
88900000	CAP Move-Settlement	UZ	2000000402	10/31/2012	(10.84)
88900000	CAP Move-Settlement	UZ	2000000402	10/31/2012	0.90
88900000	CAP Move-Settlement	UZ	2000000402	10/31/2012	0.60
88900000	CAP Move-Settlement	UZ	2000000402	10/31/2012	(48.17)
88900000	CAP Move-Settlement	UZ	2000000402	10/31/2012	4.38
88900000	CAP Move-Settlement	UZ	2000000402	10/31/2012	(37.77)
88900000	CAP Move-Settlement	UZ	2000000370	10/31/2012	0.17
88900000	CAP Move-Settlement	UZ	2000000370	10/31/2012	0.21
88900000	CAP Move-Settlement	UZ	2000000389	10/31/2012	(15.10)
88900000	CAP Move-Settlement	UZ	2000000389	10/31/2012	(326.94)
88900000	CAP Move-Settlement	UZ	2000000389	10/31/2012	(25.98)
88900000	CAP Move-Settlement	UZ	2000000391	10/31/2012	31.84
88900000	CAP Move-Settlement	UZ	2000000391	10/31/2012	(252.95)
88900000	CAP Move-Settlement	UZ	2000000399	10/31/2012	0.54
88900000	CAP Move-Settlement	UZ	2000000399	10/31/2012	(178.04)
88900000	CAP Move-Settlement	UZ	2000000399	10/31/2012	1.46
88900000	CAP Move-Settlement	UZ	2000000399	10/31/2012	(28.40)
88900000	CAP Move-Settlement	UZ	2000000399	10/31/2012	(72.59)
88900000	CAP Move-Settlement	UZ	2000000399	10/31/2012	(13.36)
88900000	CAP Move-Settlement	UZ	2000000400	10/31/2012	(2.09)
88900000	CAP Move-Settlement	UZ	2000000400	10/31/2012	(6.43)
88900000	CAP Move-Settlement	UZ	2000000402	10/31/2012	(5.17)
88900000	CAP Move-Settlement	UZ	2000000402	10/31/2012	(3.62)
88900000	CAP Move-Settlement	UZ	2000000402	10/31/2012	(16.06)
88900000	CAP Move-Settlement	UZ	2000000402	10/31/2012	0.20
88900000	CAP Move-Settlement	UZ	2000000402	10/31/2012	(12.59)
88900000	CAP Move-Settlement	UZ	2000000402	10/31/2012	0.30
88900000	CAP Move-Settlement	UZ	2000000402	10/31/2012	(23.40)
88900000	CAP Move-Settlement	UZ	2000000402	10/31/2012	(0.15)
88900000	CAP Move-Settlement	UZ	2000000414	10/31/2012	(0.21)
88900000	CAP Move-Settlement	UZ	2000000414	10/31/2012	(0.17)
88900000	CAP Move-Settlement	UZ	2000000370	10/31/2012	0.17
88900000	CAP Move-Settlement	UZ	2000000370	10/31/2012	0.13
88900000	CAP Move-Settlement	UZ	2000000389	10/31/2012	(17.47)
88900000	CAP Move-Settlement	UZ	2000000389	10/31/2012	33.20
88900000	CAP Move-Settlement	UZ	2000000389	10/31/2012	(515.78)
88900000	CAP Move-Settlement	UZ	2000000389	10/31/2012	(329.26)
88900000	CAP Move-Settlement	UZ	2000000391	10/31/2012	(32.57)
88900000	CAP Move-Settlement	UZ	2000000392	10/31/2012	(20.05)
88900000	CAP Move-Settlement	UZ	2000000392	10/31/2012	(24.08)
88900000	CAP Move-Settlement	UZ	2000000399	10/31/2012	(18.89)
88900000	CAP Move-Settlement	UZ	2000000399	10/31/2012	(3.14)
88900000	CAP Move-Settlement	UZ	2000000400	10/31/2012	0.30
88900000	CAP Move-Settlement	UZ	2000000400	10/31/2012	0.45
88900000	CAP Move-Settlement	UZ	2000000400	10/31/2012	(35.11)
88900000	CAP Move-Settlement	UZ	2000000400	10/31/2012	0.81
88900000	CAP Move-Settlement	UZ	2000000400	10/31/2012	(267.06)
88900000	CAP Move-Settlement	UZ	2000000402	10/31/2012	(9.65)
88900000	CAP Move-Settlement	UZ	2000000402	10/31/2012	(42.60)
88900000	CAP Move-Settlement	UZ	2000000402	10/31/2012	(108.88)

Kentucky American Water Company  
Case No. 2012-00520  
Response to PSC DR1, Item 31

Account	Description	Doc Type	Document Number	Posting Date	Amount
88900000	CAP Move-Settlement	UZ	2000000402	10/31/2012	(0.24)
88900000	CAP Move-Settlement	UZ	2000000402	10/31/2012	(5.42)
88900000	CAP Move-Settlement	UZ	2000000402	10/31/2012	(7.76)
88900000	CAP Move-Settlement	UZ	2000000402	10/31/2012	2.20
88900000	CAP Move-Settlement	UZ	2000000414	10/31/2012	(0.17)
88900000	CAP Move-Settlement	UZ	2000000414	10/31/2012	(0.13)
88900000	CAP Move-Settlement	UZ	2000000370	10/31/2012	0.26
88900000	CAP Move-Settlement	UZ	2000000370	10/31/2012	0.20
88900000	CAP Move-Settlement	UZ	2000000389	10/31/2012	(325.34)
88900000	CAP Move-Settlement	UZ	2000000389	10/31/2012	(13.76)
88900000	CAP Move-Settlement	UZ	2000000389	10/31/2012	(235.65)
88900000	CAP Move-Settlement	UZ	2000000391	10/31/2012	(25.05)
88900000	CAP Move-Settlement	UZ	2000000391	10/31/2012	31.70
88900000	CAP Move-Settlement	UZ	2000000399	10/31/2012	(0.15)
88900000	CAP Move-Settlement	UZ	2000000400	10/31/2012	(23.40)
88900000	CAP Move-Settlement	UZ	2000000400	10/31/2012	(16.06)
88900000	CAP Move-Settlement	UZ	2000000400	10/31/2012	(28.40)
88900000	CAP Move-Settlement	UZ	2000000400	10/31/2012	0.20
88900000	CAP Move-Settlement	UZ	2000000400	10/31/2012	0.30
88900000	CAP Move-Settlement	UZ	2000000400	10/31/2012	1.46
88900000	CAP Move-Settlement	UZ	2000000400	10/31/2012	0.54
88900000	CAP Move-Settlement	UZ	2000000400	10/31/2012	(72.59)
88900000	CAP Move-Settlement	UZ	2000000400	10/31/2012	(13.36)
88900000	CAP Move-Settlement	UZ	2000000400	10/31/2012	(5.17)
88900000	CAP Move-Settlement	UZ	2000000400	10/31/2012	(3.62)
88900000	CAP Move-Settlement	UZ	2000000402	10/31/2012	(178.04)
88900000	CAP Move-Settlement	UZ	2000000402	10/31/2012	(6.43)
88900000	CAP Move-Settlement	UZ	2000000402	10/31/2012	(12.59)
88900000	CAP Move-Settlement	UZ	2000000402	10/31/2012	(2.09)
88900000	CAP Move-Settlement	UZ	2000000414	10/31/2012	(0.20)
88900000	CAP Move-Settlement	UZ	2000000414	10/31/2012	(0.26)
88900000	CAP Move-Settlement	UZ	2000000388	10/31/2012	(6.75)
88900000	CAP Move-Settlement	UZ	2000000389	10/31/2012	(270.22)
88900000	CAP Move-Settlement	UZ	2000000389	10/31/2012	(20.03)
88900000	CAP Move-Settlement	UZ	2000000391	10/31/2012	(20.49)
88900000	CAP Move-Settlement	UZ	2000000399	10/31/2012	(178.04)
88900000	CAP Move-Settlement	UZ	2000000399	10/31/2012	(72.59)
88900000	CAP Move-Settlement	UZ	2000000400	10/31/2012	1.46
88900000	CAP Move-Settlement	UZ	2000000400	10/31/2012	(16.06)
88900000	CAP Move-Settlement	UZ	2000000400	10/31/2012	(2.09)
88900000	CAP Move-Settlement	UZ	2000000400	10/31/2012	(0.15)
88900000	CAP Move-Settlement	UZ	2000000400	10/31/2012	(23.40)
88900000	CAP Move-Settlement	UZ	2000000402	10/31/2012	(13.36)
88900000	CAP Move-Settlement	UZ	2000000402	10/31/2012	0.54
88900000	CAP Move-Settlement	UZ	2000000402	10/31/2012	(28.40)
88900000	CAP Move-Settlement	UZ	2000000402	10/31/2012	(5.17)
88900000	CAP Move-Settlement	UZ	2000000402	10/31/2012	0.20
88900000	CAP Move-Settlement	UZ	2000000402	10/31/2012	(12.59)
88900000	CAP Move-Settlement	UZ	2000000402	10/31/2012	(6.43)
88900000	CAP Move-Settlement	UZ	2000000402	10/31/2012	(3.62)
88900000	CAP Move-Settlement	UZ	2000000402	10/31/2012	0.30
88900000	CAP Move-Settlement	UZ	2000000370	10/31/2012	3.81
88900000	CAP Move-Settlement	UZ	2000000370	10/31/2012	4.97
88900000	CAP Move-Settlement	UZ	2000000389	10/31/2012	(5.46)
88900000	CAP Move-Settlement	UZ	2000000389	10/31/2012	(58.87)
88900000	CAP Move-Settlement	UZ	2000000389	10/31/2012	228.56
88900000	CAP Move-Settlement	UZ	2000000389	10/31/2012	(0.76)
88900000	CAP Move-Settlement	UZ	2000000391	10/31/2012	3.64
88900000	CAP Move-Settlement	UZ	2000000391	10/31/2012	(10.06)
88900000	CAP Move-Settlement	UZ	2000000414	10/31/2012	(4.97)
88900000	CAP Move-Settlement	UZ	2000000414	10/31/2012	(3.81)
88900000	CAP Move-Settlement	UZ	2000000370	10/31/2012	5.42
88900000	CAP Move-Settlement	UZ	2000000370	10/31/2012	4.16
88900000	CAP Move-Settlement	UZ	2000000389	10/31/2012	(14.10)
88900000	CAP Move-Settlement	UZ	2000000389	10/31/2012	(1.85)
88900000	CAP Move-Settlement	UZ	2000000389	10/31/2012	(4.17)
88900000	CAP Move-Settlement	UZ	2000000389	10/31/2012	1.14
88900000	CAP Move-Settlement	UZ	2000000389	10/31/2012	61.89
88900000	CAP Move-Settlement	UZ	2000000389	10/31/2012	467.10
88900000	CAP Move-Settlement	UZ	2000000414	10/31/2012	(5.42)
88900000	CAP Move-Settlement	UZ	2000000414	10/31/2012	(4.16)
88900000	CAP Move-Settlement	UZ	2000000370	10/31/2012	0.83
88900000	CAP Move-Settlement	UZ	2000000370	10/31/2012	1.08
88900000	CAP Move-Settlement	UZ	2000000389	10/31/2012	(5.01)
88900000	CAP Move-Settlement	UZ	2000000389	10/31/2012	(104.06)
88900000	CAP Move-Settlement	UZ	2000000389	10/31/2012	(5.21)
88900000	CAP Move-Settlement	UZ	2000000389	10/31/2012	(0.05)

Kentucky American Water Company  
Case No. 2012-00520  
Response to PSC DR1, Item 31

Account	Description	Doc Type	Document Number	Posting Date	Amount
88900000	CAP Move-Settlement	UZ	2000000391	10/31/2012	(58.86)
88900000	CAP Move-Settlement	UZ	2000000391	10/31/2012	(0.83)
88900000	CAP Move-Settlement	UZ	2000000414	10/31/2012	(0.83)
88900000	CAP Move-Settlement	UZ	2000000414	10/31/2012	(1.08)
88900000	CAP Move-Settlement	UZ	2000000389	10/31/2012	(615.83)
88900000	CAP Move-Settlement	UZ	2000000370	10/31/2012	1.18
88900000	CAP Move-Settlement	UZ	2000000370	10/31/2012	1.53
88900000	CAP Move-Settlement	UZ	2000000388	10/31/2012	(2.42)
88900000	CAP Move-Settlement	UZ	2000000389	10/31/2012	(1.53)
88900000	CAP Move-Settlement	UZ	2000000389	10/31/2012	(0.42)
88900000	CAP Move-Settlement	UZ	2000000389	10/31/2012	(67.61)
88900000	CAP Move-Settlement	UZ	2000000389	10/31/2012	(283.50)
88900000	CAP Move-Settlement	UZ	2000000391	10/31/2012	7.17
88900000	CAP Move-Settlement	UZ	2000000399	10/31/2012	(89.03)
88900000	CAP Move-Settlement	UZ	2000000399	10/31/2012	(1.80)
88900000	CAP Move-Settlement	UZ	2000000399	10/31/2012	(36.30)
88900000	CAP Move-Settlement	UZ	2000000399	10/31/2012	0.73
88900000	CAP Move-Settlement	UZ	2000000400	10/31/2012	0.10
88900000	CAP Move-Settlement	UZ	2000000400	10/31/2012	(6.70)
88900000	CAP Move-Settlement	UZ	2000000400	10/31/2012	(14.20)
88900000	CAP Move-Settlement	UZ	2000000400	10/31/2012	(2.59)
88900000	CAP Move-Settlement	UZ	2000000400	10/31/2012	(11.70)
88900000	CAP Move-Settlement	UZ	2000000400	10/31/2012	0.27
88900000	CAP Move-Settlement	UZ	2000000402	10/31/2012	(1.04)
88900000	CAP Move-Settlement	UZ	2000000402	10/31/2012	(6.30)
88900000	CAP Move-Settlement	UZ	2000000402	10/31/2012	(8.03)
88900000	CAP Move-Settlement	UZ	2000000402	10/31/2012	(3.22)
88900000	CAP Move-Settlement	UZ	2000000402	10/31/2012	(0.08)
88900000	CAP Move-Settlement	UZ	2000000402	10/31/2012	0.15
88900000	CAP Move-Settlement	UZ	2000000414	10/31/2012	(1.18)
88900000	CAP Move-Settlement	UZ	2000000414	10/31/2012	(1.53)
88900000	CAP Move-Settlement	UZ	2000000370	10/31/2012	1.76
88900000	CAP Move-Settlement	UZ	2000000370	10/31/2012	1.35
88900000	CAP Move-Settlement	UZ	2000000389	10/31/2012	(2.42)
88900000	CAP Move-Settlement	UZ	2000000389	10/31/2012	(0.42)
88900000	CAP Move-Settlement	UZ	2000000389	10/31/2012	(1.53)
88900000	CAP Move-Settlement	UZ	2000000391	10/31/2012	(67.61)
88900000	CAP Move-Settlement	UZ	2000000391	10/31/2012	6.56
88900000	CAP Move-Settlement	UZ	2000000391	10/31/2012	(283.50)
88900000	CAP Move-Settlement	UZ	2000000399	10/31/2012	(3.22)
88900000	CAP Move-Settlement	UZ	2000000399	10/31/2012	0.73
88900000	CAP Move-Settlement	UZ	2000000399	10/31/2012	0.27
88900000	CAP Move-Settlement	UZ	2000000399	10/31/2012	(1.80)
88900000	CAP Move-Settlement	UZ	2000000399	10/31/2012	(1.04)
88900000	CAP Move-Settlement	UZ	2000000400	10/31/2012	(0.08)
88900000	CAP Move-Settlement	UZ	2000000400	10/31/2012	(6.70)
88900000	CAP Move-Settlement	UZ	2000000400	10/31/2012	0.10
88900000	CAP Move-Settlement	UZ	2000000400	10/31/2012	(11.70)
88900000	CAP Move-Settlement	UZ	2000000402	10/31/2012	(6.30)
88900000	CAP Move-Settlement	UZ	2000000402	10/31/2012	(2.59)
88900000	CAP Move-Settlement	UZ	2000000402	10/31/2012	(36.30)
88900000	CAP Move-Settlement	UZ	2000000402	10/31/2012	0.15
88900000	CAP Move-Settlement	UZ	2000000402	10/31/2012	(14.20)
88900000	CAP Move-Settlement	UZ	2000000402	10/31/2012	(8.03)
88900000	CAP Move-Settlement	UZ	2000000402	10/31/2012	(89.03)
88900000	CAP Move-Settlement	UZ	2000000414	10/31/2012	(1.35)
88900000	CAP Move-Settlement	UZ	2000000414	10/31/2012	(1.76)
88900000	CAP Move-Settlement	UZ	2000000370	10/31/2012	1.66
88900000	CAP Move-Settlement	UZ	2000000370	10/31/2012	1.27
88900000	CAP Move-Settlement	UZ	2000000388	10/31/2012	(0.42)
88900000	CAP Move-Settlement	UZ	2000000388	10/31/2012	(1.53)
88900000	CAP Move-Settlement	UZ	2000000389	10/31/2012	(2.42)
88900000	CAP Move-Settlement	UZ	2000000389	10/31/2012	6.84
88900000	CAP Move-Settlement	UZ	2000000389	10/31/2012	(67.61)
88900000	CAP Move-Settlement	UZ	2000000391	10/31/2012	(283.50)
88900000	CAP Move-Settlement	UZ	2000000399	10/31/2012	(3.22)
88900000	CAP Move-Settlement	UZ	2000000399	10/31/2012	(36.30)
88900000	CAP Move-Settlement	UZ	2000000399	10/31/2012	(2.59)
88900000	CAP Move-Settlement	UZ	2000000400	10/31/2012	0.15
88900000	CAP Move-Settlement	UZ	2000000400	10/31/2012	(1.80)
88900000	CAP Move-Settlement	UZ	2000000400	10/31/2012	0.27
88900000	CAP Move-Settlement	UZ	2000000400	10/31/2012	(89.03)
88900000	CAP Move-Settlement	UZ	2000000400	10/31/2012	0.10
88900000	CAP Move-Settlement	UZ	2000000400	10/31/2012	(0.08)
88900000	CAP Move-Settlement	UZ	2000000402	10/31/2012	0.73
88900000	CAP Move-Settlement	UZ	2000000402	10/31/2012	(14.20)
88900000	CAP Move-Settlement	UZ	2000000402	10/31/2012	(6.30)

Kentucky American Water Company  
Case No. 2012-00520  
Response to PSC DR1, Item 31

Account	Description	Doc Type	Document Number	Posting Date	Amount
88900000	CAP Move-Settlement	UZ	2000000402	10/31/2012	(8.03)
88900000	CAP Move-Settlement	UZ	2000000402	10/31/2012	(11.70)
88900000	CAP Move-Settlement	UZ	2000000402	10/31/2012	(1.04)
88900000	CAP Move-Settlement	UZ	2000000402	10/31/2012	(6.70)
88900000	CAP Move-Settlement	UZ	2000000414	10/31/2012	(1.27)
88900000	CAP Move-Settlement	UZ	2000000414	10/31/2012	(1.66)
88900000	CAP Move-Settlement	UZ	2000000370	10/31/2012	2.38
88900000	CAP Move-Settlement	UZ	2000000370	10/31/2012	3.10
88900000	CAP Move-Settlement	UZ	2000000389	10/31/2012	41.53
88900000	CAP Move-Settlement	UZ	2000000389	10/31/2012	(2.56)
88900000	CAP Move-Settlement	UZ	2000000389	10/31/2012	(22.83)
88900000	CAP Move-Settlement	UZ	2000000389	10/31/2012	(211.70)
88900000	CAP Move-Settlement	UZ	2000000389	10/31/2012	(540.61)
88900000	CAP Move-Settlement	UZ	2000000391	10/31/2012	(198.23)
88900000	CAP Move-Settlement	UZ	2000000391	10/31/2012	(6.85)
88900000	CAP Move-Settlement	UZ	2000000399	10/31/2012	(72.59)
88900000	CAP Move-Settlement	UZ	2000000399	10/31/2012	0.20
88900000	CAP Move-Settlement	UZ	2000000400	10/31/2012	(6.43)
88900000	CAP Move-Settlement	UZ	2000000400	10/31/2012	(23.40)
88900000	CAP Move-Settlement	UZ	2000000400	10/31/2012	1.46
88900000	CAP Move-Settlement	UZ	2000000400	10/31/2012	(2.09)
88900000	CAP Move-Settlement	UZ	2000000400	10/31/2012	0.30
88900000	CAP Move-Settlement	UZ	2000000402	10/31/2012	(12.59)
88900000	CAP Move-Settlement	UZ	2000000402	10/31/2012	(3.62)
88900000	CAP Move-Settlement	UZ	2000000402	10/31/2012	(16.06)
88900000	CAP Move-Settlement	UZ	2000000402	10/31/2012	(28.40)
88900000	CAP Move-Settlement	UZ	2000000402	10/31/2012	(178.04)
88900000	CAP Move-Settlement	UZ	2000000402	10/31/2012	(5.17)
88900000	CAP Move-Settlement	UZ	2000000402	10/31/2012	(13.36)
88900000	CAP Move-Settlement	UZ	2000000402	10/31/2012	0.54
88900000	CAP Move-Settlement	UZ	2000000403	10/31/2012	(0.15)
88900000	CAP Move-Settlement	UZ	2000000414	10/31/2012	(3.10)
88900000	CAP Move-Settlement	UZ	2000000414	10/31/2012	(2.38)
88900000	CAP Move-Settlement	UZ	2000000370	10/31/2012	2.35
88900000	CAP Move-Settlement	UZ	2000000370	10/31/2012	3.07
88900000	CAP Move-Settlement	UZ	2000000389	10/31/2012	(211.70)
88900000	CAP Move-Settlement	UZ	2000000389	10/31/2012	(22.80)
88900000	CAP Move-Settlement	UZ	2000000389	10/31/2012	(195.08)
88900000	CAP Move-Settlement	UZ	2000000389	10/31/2012	4.48
88900000	CAP Move-Settlement	UZ	2000000391	10/31/2012	(6.85)
88900000	CAP Move-Settlement	UZ	2000000391	10/31/2012	(76.34)
88900000	CAP Move-Settlement	UZ	2000000392	10/31/2012	(6.43)
88900000	CAP Move-Settlement	UZ	2000000399	10/31/2012	(2.09)
88900000	CAP Move-Settlement	UZ	2000000399	10/31/2012	0.30
88900000	CAP Move-Settlement	UZ	2000000399	10/31/2012	(5.17)
88900000	CAP Move-Settlement	UZ	2000000399	10/31/2012	(23.40)
88900000	CAP Move-Settlement	UZ	2000000400	10/31/2012	(13.36)
88900000	CAP Move-Settlement	UZ	2000000400	10/31/2012	0.54
88900000	CAP Move-Settlement	UZ	2000000400	10/31/2012	(72.59)
88900000	CAP Move-Settlement	UZ	2000000400	10/31/2012	0.20
88900000	CAP Move-Settlement	UZ	2000000400	10/31/2012	1.46
88900000	CAP Move-Settlement	UZ	2000000400	10/31/2012	(3.62)
88900000	CAP Move-Settlement	UZ	2000000400	10/31/2012	(16.06)
88900000	CAP Move-Settlement	UZ	2000000402	10/31/2012	(12.59)
88900000	CAP Move-Settlement	UZ	2000000402	10/31/2012	(0.15)
88900000	CAP Move-Settlement	UZ	2000000402	10/31/2012	(28.40)
88900000	CAP Move-Settlement	UZ	2000000402	10/31/2012	(178.04)
88900000	CAP Move-Settlement	UZ	2000000414	10/31/2012	(3.07)
88900000	CAP Move-Settlement	UZ	2000000414	10/31/2012	(2.35)
88900000	CAP Move-Settlement	UZ	2000000388	10/31/2012	(51.12)
88900000	CAP Move-Settlement	UZ	2000000389	10/31/2012	(165.67)
88900000	CAP Move-Settlement	UZ	2000000389	10/31/2012	(80.49)
88900000	CAP Move-Settlement	UZ	2000000389	10/31/2012	(697.19)
88900000	CAP Move-Settlement	UZ	2000000391	10/31/2012	19.63
88900000	CAP Move-Settlement	UZ	2000000391	10/31/2012	(20.24)
88900000	CAP Move-Settlement	UZ	2000000391	10/31/2012	(1,303.15)
88900000	CAP Move-Settlement	UZ	2000000399	10/31/2012	(534.12)
88900000	CAP Move-Settlement	UZ	2000000400	10/31/2012	0.90
88900000	CAP Move-Settlement	UZ	2000000400	10/31/2012	(10.84)
88900000	CAP Move-Settlement	UZ	2000000400	10/31/2012	(217.77)
88900000	CAP Move-Settlement	UZ	2000000400	10/31/2012	1.62
88900000	CAP Move-Settlement	UZ	2000000400	10/31/2012	(70.21)
88900000	CAP Move-Settlement	UZ	2000000400	10/31/2012	(48.17)
88900000	CAP Move-Settlement	UZ	2000000400	10/31/2012	(37.77)
88900000	CAP Move-Settlement	UZ	2000000402	10/31/2012	4.38
88900000	CAP Move-Settlement	UZ	2000000402	10/31/2012	(40.09)
88900000	CAP Move-Settlement	UZ	2000000402	10/31/2012	(19.29)

Kentucky American Water Company  
Case No. 2012-00520  
Response to PSC DR1, Item 31

Account	Description	Doc Type	Document Number	Posting Date	Amount
88900000	CAP Move-Settlement	UZ	2000000402	10/31/2012	(15.51)
88900000	CAP Move-Settlement	UZ	2000000402	10/31/2012	(6.27)
88900000	CAP Move-Settlement	UZ	2000000402	10/31/2012	0.60
88900000	CAP Move-Settlement	UZ	2000000402	10/31/2012	(0.47)
88900000	CAP Move-Settlement	UZ	2000000402	10/31/2012	(85.19)
88900000	CAP Move-Settlement	UZ	2000000389	10/31/2012	16.74
88900000	CAP Move-Settlement	UZ	2000000391	10/31/2012	(797.64)
88900000	CAP Move-Settlement	UZ	2000000391	10/31/2012	(31.87)
88900000	CAP Move-Settlement	UZ	2000000391	10/31/2012	(623.21)
88900000	CAP Move-Settlement	UZ	2000000391	10/31/2012	(28.74)
88900000	CAP Move-Settlement	UZ	2000000391	10/31/2012	(29.78)
88900000	CAP Move-Settlement	UZ	2000000399	10/31/2012	(58.51)
88900000	CAP Move-Settlement	UZ	2000000399	10/31/2012	(181.47)
88900000	CAP Move-Settlement	UZ	2000000399	10/31/2012	1.35
88900000	CAP Move-Settlement	UZ	2000000399	10/31/2012	(31.48)
88900000	CAP Move-Settlement	UZ	2000000400	10/31/2012	(445.10)
88900000	CAP Move-Settlement	UZ	2000000400	10/31/2012	0.75
88900000	CAP Move-Settlement	UZ	2000000400	10/31/2012	(71.00)
88900000	CAP Move-Settlement	UZ	2000000400	10/31/2012	(5.23)
88900000	CAP Move-Settlement	UZ	2000000400	10/31/2012	(33.42)
88900000	CAP Move-Settlement	UZ	2000000400	10/31/2012	(40.14)
88900000	CAP Move-Settlement	UZ	2000000402	10/31/2012	3.65
88900000	CAP Move-Settlement	UZ	2000000402	10/31/2012	(0.39)
88900000	CAP Move-Settlement	UZ	2000000402	10/31/2012	(9.04)
88900000	CAP Move-Settlement	UZ	2000000402	10/31/2012	0.50
88900000	CAP Move-Settlement	UZ	2000000402	10/31/2012	(12.93)
88900000	CAP Move-Settlement	UZ	2000000402	10/31/2012	(16.09)
88900000	CAP Move-Settlement	UZ	2000000388	10/31/2012	8.90
88900000	CAP Move-Settlement	UZ	2000000389	10/31/2012	2.96
88900000	CAP Move-Settlement	UZ	2000000389	10/31/2012	544.16
88900000	CAP Move-Settlement	UZ	2000000389	10/31/2012	(4.14)
88900000	CAP Move-Settlement	UZ	2000000389	10/31/2012	(762.47)
88900000	CAP Move-Settlement	UZ	2000000389	10/31/2012	3.23
88900000	CAP Move-Settlement	UZ	2000000389	10/31/2012	13.60
88900000	CAP Move-Settlement	UZ	2000000389	10/31/2012	(14.22)
88900000	CAP Move-Settlement	UZ	2000000391	10/31/2012	(11.83)
88900000	CAP Move-Settlement	UZ	2000000392	10/31/2012	(40.09)
88900000	CAP Move-Settlement	UZ	2000000399	10/31/2012	(217.77)
88900000	CAP Move-Settlement	UZ	2000000399	10/31/2012	1.62
88900000	CAP Move-Settlement	UZ	2000000399	10/31/2012	0.90
88900000	CAP Move-Settlement	UZ	2000000400	10/31/2012	(85.19)
88900000	CAP Move-Settlement	UZ	2000000400	10/31/2012	0.60
88900000	CAP Move-Settlement	UZ	2000000400	10/31/2012	4.38
88900000	CAP Move-Settlement	UZ	2000000400	10/31/2012	(19.29)
88900000	CAP Move-Settlement	UZ	2000000400	10/31/2012	(0.47)
88900000	CAP Move-Settlement	UZ	2000000400	10/31/2012	(10.84)
88900000	CAP Move-Settlement	UZ	2000000402	10/31/2012	(6.27)
88900000	CAP Move-Settlement	UZ	2000000402	10/31/2012	(48.17)
88900000	CAP Move-Settlement	UZ	2000000402	10/31/2012	(534.12)
88900000	CAP Move-Settlement	UZ	2000000402	10/31/2012	(70.21)
88900000	CAP Move-Settlement	UZ	2000000402	10/31/2012	(15.51)
88900000	CAP Move-Settlement	UZ	2000000402	10/31/2012	(37.77)
88900000	CAP Move-Settlement	UZ	2000000389	10/31/2012	8.90
88900000	CAP Move-Settlement	UZ	2000000389	10/31/2012	(4.31)
88900000	CAP Move-Settlement	UZ	2000000389	10/31/2012	3.23
88900000	CAP Move-Settlement	UZ	2000000389	10/31/2012	(14.38)
88900000	CAP Move-Settlement	UZ	2000000389	10/31/2012	13.61
88900000	CAP Move-Settlement	UZ	2000000389	10/31/2012	2.95
88900000	CAP Move-Settlement	UZ	2000000389	10/31/2012	544.16
88900000	CAP Move-Settlement	UZ	2000000391	10/31/2012	(795.50)
88900000	CAP Move-Settlement	UZ	2000000391	10/31/2012	(12.31)
88900000	CAP Move-Settlement	UZ	2000000399	10/31/2012	1.89
88900000	CAP Move-Settlement	UZ	2000000399	10/31/2012	(56.19)
88900000	CAP Move-Settlement	UZ	2000000399	10/31/2012	(22.51)
88900000	CAP Move-Settlement	UZ	2000000400	10/31/2012	(254.06)
88900000	CAP Move-Settlement	UZ	2000000400	10/31/2012	(7.33)
88900000	CAP Move-Settlement	UZ	2000000400	10/31/2012	(81.93)
88900000	CAP Move-Settlement	UZ	2000000400	10/31/2012	(44.08)
88900000	CAP Move-Settlement	UZ	2000000400	10/31/2012	(12.65)
88900000	CAP Move-Settlement	UZ	2000000400	10/31/2012	(18.10)
88900000	CAP Move-Settlement	UZ	2000000400	10/31/2012	(0.55)
88900000	CAP Move-Settlement	UZ	2000000400	10/31/2012	1.05
88900000	CAP Move-Settlement	UZ	2000000400	10/31/2012	(46.80)
88900000	CAP Move-Settlement	UZ	2000000400	10/31/2012	(99.39)
88900000	CAP Move-Settlement	UZ	2000000402	10/31/2012	5.11
88900000	CAP Move-Settlement	UZ	2000000402	10/31/2012	(623.14)
88900000	CAP Move-Settlement	UZ	2000000402	10/31/2012	0.71



Kentucky American Water Company  
Case No. 2012-00520  
Response to PSC DR1, Item 31

Account	Description	Doc Type	Document Number	Posting Date	Amount
88900000	CAP Move-Settlement	UZ	200000388	10/31/2012	80.91
88900000	CAP Move-Settlement	UZ	200000389	10/31/2012	(1,404.92)
88900000	CAP Move-Settlement	UZ	200000389	10/31/2012	(86.54)
88900000	CAP Move-Settlement	UZ	200000389	10/31/2012	57.74
88900000	CAP Move-Settlement	UZ	200000389	10/31/2012	(216.76)
88900000	CAP Move-Settlement	UZ	200000389	10/31/2012	(12,042.23)
88900000	CAP Move-Settlement	UZ	200000389	10/31/2012	(125.64)
88900000	CAP Move-Settlement	UZ	200000391	10/31/2012	899.92
88900000	CAP Move-Settlement	UZ	200000391	10/31/2012	(7.98)
88900000	CAP Move-Settlement	UZ	200000391	10/31/2012	136.64
88900000	CAP Move-Settlement	UZ	200000391	10/31/2012	409.07
88900000	CAP Move-Settlement	UZ	200000399	10/31/2012	(31.03)
88900000	CAP Move-Settlement	UZ	200000400	10/31/2012	(170.39)
88900000	CAP Move-Settlement	UZ	200000400	10/31/2012	(0.94)
88900000	CAP Move-Settlement	UZ	200000400	10/31/2012	1.80
88900000	CAP Move-Settlement	UZ	200000400	10/31/2012	8.77
88900000	CAP Move-Settlement	UZ	200000400	10/31/2012	(80.22)
88900000	CAP Move-Settlement	UZ	200000400	10/31/2012	(140.43)
88900000	CAP Move-Settlement	UZ	200000400	10/31/2012	(75.54)
88900000	CAP Move-Settlement	UZ	200000402	10/31/2012	(38.58)
88900000	CAP Move-Settlement	UZ	200000402	10/31/2012	(12.56)
88900000	CAP Move-Settlement	UZ	200000402	10/31/2012	(96.33)
88900000	CAP Move-Settlement	UZ	200000402	10/31/2012	3.25
88900000	CAP Move-Settlement	UZ	200000402	10/31/2012	(21.69)
88900000	CAP Move-Settlement	UZ	200000402	10/31/2012	(435.52)
88900000	CAP Move-Settlement	UZ	200000402	10/31/2012	1.21
88900000	CAP Move-Settlement	UZ	200000402	10/31/2012	(1,068.25)
88900000	CAP Move-Settlement	UZ	200000388	10/31/2012	482.32
88900000	CAP Move-Settlement	UZ	200000389	10/31/2012	171.85
88900000	CAP Move-Settlement	UZ	200000389	10/31/2012	(13.15)
88900000	CAP Move-Settlement	UZ	200000389	10/31/2012	9.65
88900000	CAP Move-Settlement	UZ	200000389	10/31/2012	(4,770.42)
88900000	CAP Move-Settlement	UZ	200000389	10/31/2012	28.30
88900000	CAP Move-Settlement	UZ	200000389	10/31/2012	310.23
88900000	CAP Move-Settlement	UZ	200000391	10/31/2012	(430.73)
88900000	CAP Move-Settlement	UZ	200000391	10/31/2012	(50.27)
88900000	CAP Move-Settlement	UZ	200000391	10/31/2012	(39.12)
88900000	CAP Move-Settlement	UZ	200000391	10/31/2012	32.34
88900000	CAP Move-Settlement	UZ	200000399	10/31/2012	(356.09)
88900000	CAP Move-Settlement	UZ	200000400	10/31/2012	(26.73)
88900000	CAP Move-Settlement	UZ	200000400	10/31/2012	(7.23)
88900000	CAP Move-Settlement	UZ	200000400	10/31/2012	(0.31)
88900000	CAP Move-Settlement	UZ	200000400	10/31/2012	(32.11)
88900000	CAP Move-Settlement	UZ	200000400	10/31/2012	(25.18)
88900000	CAP Move-Settlement	UZ	200000402	10/31/2012	0.40
88900000	CAP Move-Settlement	UZ	200000402	10/31/2012	(56.80)
88900000	CAP Move-Settlement	UZ	200000402	10/31/2012	(145.18)
88900000	CAP Move-Settlement	UZ	200000402	10/31/2012	(4.19)
88900000	CAP Move-Settlement	UZ	200000402	10/31/2012	2.92
88900000	CAP Move-Settlement	UZ	200000402	10/31/2012	(10.34)
88900000	CAP Move-Settlement	UZ	200000402	10/31/2012	1.08
88900000	CAP Move-Settlement	UZ	200000402	10/31/2012	(12.86)
88900000	CAP Move-Settlement	UZ	200000402	10/31/2012	(46.81)
88900000	CAP Move-Settlement	UZ	200000402	10/31/2012	0.60
88900000	CAP Move-Settlement	UZ	200000389	10/31/2012	(58.98)
88900000	CAP Move-Settlement	UZ	200000389	10/31/2012	363.57
88900000	CAP Move-Settlement	UZ	200000389	10/31/2012	(14.31)
88900000	CAP Move-Settlement	UZ	200000389	10/31/2012	41.07
88900000	CAP Move-Settlement	UZ	200000389	10/31/2012	(46.42)
88900000	CAP Move-Settlement	UZ	200000389	10/31/2012	435.12
88900000	CAP Move-Settlement	UZ	200000389	10/31/2012	388.93
88900000	CAP Move-Settlement	UZ	200000389	10/31/2012	(509.45)
88900000	CAP Move-Settlement	UZ	200000389	10/31/2012	35.58
88900000	CAP Move-Settlement	UZ	200000389	10/31/2012	10.81
88900000	CAP Move-Settlement	UZ	200000389	10/31/2012	(20,157.37)
88900000	CAP Move-Settlement	UZ	200000399	10/31/2012	(356.09)
88900000	CAP Move-Settlement	UZ	200000399	10/31/2012	(26.73)
88900000	CAP Move-Settlement	UZ	200000399	10/31/2012	(145.18)
88900000	CAP Move-Settlement	UZ	200000400	10/31/2012	(12.86)
88900000	CAP Move-Settlement	UZ	200000400	10/31/2012	(56.80)
88900000	CAP Move-Settlement	UZ	200000400	10/31/2012	(25.18)
88900000	CAP Move-Settlement	UZ	200000400	10/31/2012	(7.23)
88900000	CAP Move-Settlement	UZ	200000400	10/31/2012	(32.11)
88900000	CAP Move-Settlement	UZ	200000400	10/31/2012	2.92
88900000	CAP Move-Settlement	UZ	200000402	10/31/2012	0.40
88900000	CAP Move-Settlement	UZ	200000402	10/31/2012	1.08
88900000	CAP Move-Settlement	UZ	200000402	10/31/2012	(4.19)

Kentucky American Water Company  
Case No. 2012-00520  
Response to PSC DR1, Item 31

Account	Description	Doc Type	Document Number	Posting Date	Amount
88900000	CAP Move-Settlement	UZ	2000000402	10/31/2012	(0.31)
88900000	CAP Move-Settlement	UZ	2000000402	10/31/2012	(46.81)
88900000	CAP Move-Settlement	UZ	2000000402	10/31/2012	0.60
88900000	CAP Move-Settlement	UZ	2000000402	10/31/2012	(10.34)
88900000	CAP Move-Settlement	UZ	2000000370	10/31/2012	(236.66)
88900000	CAP Move-Settlement	UZ	2000000370	10/31/2012	(181.55)
88900000	CAP Move-Settlement	UZ	2000000388	10/31/2012	61.66
88900000	CAP Move-Settlement	UZ	2000000389	10/31/2012	(98.70)
88900000	CAP Move-Settlement	UZ	2000000389	10/31/2012	(1,067.03)
88900000	CAP Move-Settlement	UZ	2000000389	10/31/2012	666.57
88900000	CAP Move-Settlement	UZ	2000000389	10/31/2012	46.51
88900000	CAP Move-Settlement	UZ	2000000389	10/31/2012	(3,509.35)
88900000	CAP Move-Settlement	UZ	2000000389	10/31/2012	133.60
88900000	CAP Move-Settlement	UZ	2000000389	10/31/2012	49.78
88900000	CAP Move-Settlement	UZ	2000000389	10/31/2012	(70.80)
88900000	CAP Move-Settlement	UZ	2000000391	10/31/2012	(80.73)
88900000	CAP Move-Settlement	UZ	2000000391	10/31/2012	3,229.38
88900000	CAP Move-Settlement	UZ	2000000399	10/31/2012	1.35
88900000	CAP Move-Settlement	UZ	2000000400	10/31/2012	6.58
88900000	CAP Move-Settlement	UZ	2000000400	10/31/2012	0.90
88900000	CAP Move-Settlement	UZ	2000000400	10/31/2012	(56.66)
88900000	CAP Move-Settlement	UZ	2000000400	10/31/2012	(28.94)
88900000	CAP Move-Settlement	UZ	2000000400	10/31/2012	(60.17)
88900000	CAP Move-Settlement	UZ	2000000400	10/31/2012	(801.18)
88900000	CAP Move-Settlement	UZ	2000000402	10/31/2012	(16.26)
88900000	CAP Move-Settlement	UZ	2000000402	10/31/2012	(9.42)
88900000	CAP Move-Settlement	UZ	2000000402	10/31/2012	(0.70)
88900000	CAP Move-Settlement	UZ	2000000402	10/31/2012	(72.25)
88900000	CAP Move-Settlement	UZ	2000000402	10/31/2012	(23.27)
88900000	CAP Move-Settlement	UZ	2000000402	10/31/2012	(127.79)
88900000	CAP Move-Settlement	UZ	2000000402	10/31/2012	(326.64)
88900000	CAP Move-Settlement	UZ	2000000402	10/31/2012	2.44
88900000	CAP Move-Settlement	UZ	2000000402	10/31/2012	(105.33)
88900000	CAP Move-Settlement	UZ	2000000370	10/31/2012	(190.45)
88900000	CAP Move-Settlement	UZ	2000000370	10/31/2012	(248.26)
88900000	CAP Move-Settlement	UZ	2000000388	10/31/2012	(77.52)
88900000	CAP Move-Settlement	UZ	2000000388	10/31/2012	3,424.18
88900000	CAP Move-Settlement	UZ	2000000389	10/31/2012	(1,123.16)
88900000	CAP Move-Settlement	UZ	2000000389	10/31/2012	46.97
88900000	CAP Move-Settlement	UZ	2000000389	10/31/2012	(64.69)
88900000	CAP Move-Settlement	UZ	2000000389	10/31/2012	(86.35)
88900000	CAP Move-Settlement	UZ	2000000389	10/31/2012	133.43
88900000	CAP Move-Settlement	UZ	2000000391	10/31/2012	34.30
88900000	CAP Move-Settlement	UZ	2000000391	10/31/2012	50.65
88900000	CAP Move-Settlement	UZ	2000000391	10/31/2012	653.28
88900000	CAP Move-Settlement	UZ	2000000391	10/31/2012	(5,174.93)
88900000	CAP Move-Settlement	UZ	2000000400	10/31/2012	1.50
88900000	CAP Move-Settlement	UZ	2000000400	10/31/2012	(25.86)
88900000	CAP Move-Settlement	UZ	2000000400	10/31/2012	(32.15)
88900000	CAP Move-Settlement	UZ	2000000400	10/31/2012	(141.99)
88900000	CAP Move-Settlement	UZ	2000000400	10/31/2012	(890.21)
88900000	CAP Move-Settlement	UZ	2000000400	10/31/2012	1.00
88900000	CAP Move-Settlement	UZ	2000000400	10/31/2012	(362.95)
88900000	CAP Move-Settlement	UZ	2000000400	10/31/2012	(117.03)
88900000	CAP Move-Settlement	UZ	2000000402	10/31/2012	(66.84)
88900000	CAP Move-Settlement	UZ	2000000402	10/31/2012	(62.95)
88900000	CAP Move-Settlement	UZ	2000000402	10/31/2012	(80.28)
88900000	CAP Move-Settlement	UZ	2000000402	10/31/2012	(18.07)
88900000	CAP Move-Settlement	UZ	2000000402	10/31/2012	7.31
88900000	CAP Move-Settlement	UZ	2000000402	10/31/2012	2.71
88900000	CAP Move-Settlement	UZ	2000000402	10/31/2012	(0.78)
88900000	CAP Move-Settlement	UZ	2000000402	10/31/2012	(10.46)
88900000	CAP Move-Settlement	UZ	2000000370	10/31/2012	(7.63)
88900000	CAP Move-Settlement	UZ	2000000370	10/31/2012	(5.86)
88900000	CAP Move-Settlement	UZ	2000000370	10/31/2012	(5.91)
88900000	CAP Move-Settlement	UZ	2000000370	10/31/2012	(7.71)
88900000	CAP Move-Settlement	UZ	2000000370	10/31/2012	(272.70)
88900000	CAP Move-Settlement	UZ	2000000370	10/31/2012	(209.19)
88900000	CAP Move-Settlement	UZ	2000000370	10/31/2012	(209.19)
88900000	CAP Move-Settlement	UZ	2000000370	10/31/2012	(272.70)
40111000	Res Sales Billed	ZA	9400001155	11/1/2012	(56.43)
40111000	Res Sales Billed	ZA	9400001155	11/1/2012	(58.93)
40111000	Res Sales Billed	ZA	9400001155	11/1/2012	26.83
40111000	Res Sales Billed	ZA	9400001155	11/1/2012	(367,467.33)
40112000	Res Sales Unbilled	AB	100001738	11/1/2012	2,441,091.35
40121000	Com Sales Billed	SG	100001691	11/1/2012	(635.32)
40121000	Com Sales Billed	SG	100001691	11/1/2012	(7,813.22)

Kentucky American Water Company  
Case No. 2012-00520  
Response to PSC DR1, Item 31

Account	Description	Doc Type	Document Number	Posting Date	Amount
40121000	Com Sales Billed	SG	100001691	11/1/2012	(154.55)
40121000	Com Sales Billed	SG	100001691	11/1/2012	(32,107.41)
40121000	Com Sales Billed	ZA	9400001155	11/1/2012	277.00
40121000	Com Sales Billed	ZA	9400001155	11/1/2012	2,985.25
40121000	Com Sales Billed	ZA	9400001155	11/1/2012	(165,285.89)
40122000	Com Sales Unbilled	AB	100001738	11/1/2012	1,263,636.76
40132000	Ind Sales Unbilled	AB	100001738	11/1/2012	116,753.83
40145000	Priv Fire Billed	ZA	9400001155	11/1/2012	(11,642.63)
40151000	Publ Auth Billed	ZA	9400001155	11/1/2012	(277.00)
40151000	Publ Auth Billed	ZA	9400001155	11/1/2012	(2,985.25)
40151000	Publ Auth Billed	ZA	9400001155	11/1/2012	(22,172.08)
40152000	Publ Auth Unbilled	AB	100001738	11/1/2012	424,852.81
40162000	SalesforRsle Unbilld	AB	100001738	11/1/2012	141,524.72
40211000	Dom WW Svc Billed	ZA	9400001155	11/1/2012	(93.25)
40310200	OthRev-Rent	DR	4000002918	11/1/2012	(95.00)
40310200	OthRev-Rent	DR	4000002946	11/1/2012	(2,300.00)
40310200	OthRev-Rent	DR	4000002961	11/1/2012	(2,848.73)
40310200	OthRev-Rent	DR	4000002975	11/1/2012	(2,665.62)
40310400	OthRev-NSF Ck Chrg	ZA	9400001155	11/1/2012	(12.00)
40310400	OthRev-NSF Ck Chrg	ZA	9400001155	11/1/2012	(96.00)
40310500	OthRev-Appl/InitFee	ZA	9400001155	11/1/2012	26.00
40310500	OthRev-Appl/InitFee	ZA	9400001155	11/1/2012	(3,536.00)
40310600	OthRev-Usage Data	DR	4000002932	11/1/2012	(500.00)
40310700	OthRev-Reconnct Fee	ZA	9400001155	11/1/2012	(338.00)
50100001	Labor ExpenseAccrual	PA	7000000103	11/1/2012	(2,406.34)
50100001	Labor ExpenseAccrual	PA	7000000103	11/1/2012	(127.61)
50100001	Labor ExpenseAccrual	PA	7000000103	11/1/2012	(832.91)
50100001	Labor ExpenseAccrual	PA	7000000103	11/1/2012	(2,366.78)
50100001	Labor ExpenseAccrual	PA	7000000103	11/1/2012	(1,400.01)
50100001	Labor ExpenseAccrual	PA	7000000103	11/1/2012	(62.84)
50100001	Labor ExpenseAccrual	PA	7000000103	11/1/2012	(850.50)
50100001	Labor ExpenseAccrual	PA	7000000103	11/1/2012	(94.26)
50100001	Labor ExpenseAccrual	PA	7000000103	11/1/2012	(10,401.42)
50100001	Labor ExpenseAccrual	PA	7000000103	11/1/2012	(15,084.51)
50100001	Labor ExpenseAccrual	PA	7000000103	11/1/2012	(6,140.70)
50100001	Labor ExpenseAccrual	PA	7000000103	11/1/2012	(348.53)
50100001	Labor ExpenseAccrual	PA	7000000103	11/1/2012	(1,978.74)
50100001	Labor ExpenseAccrual	PA	7000000103	11/1/2012	(216.42)
50100001	Labor ExpenseAccrual	PA	7000000103	11/1/2012	(54.11)
50100001	Labor ExpenseAccrual	PA	7000000103	11/1/2012	(430.16)
50100001	Labor ExpenseAccrual	PA	7000000103	11/1/2012	(7,985.35)
50100001	Labor ExpenseAccrual	PA	7000000103	11/1/2012	(9,730.46)
50100001	Labor ExpenseAccrual	PA	7000000103	11/1/2012	(1,338.46)
50100001	Labor ExpenseAccrual	PA	7000000103	11/1/2012	(1,767.37)
50100001	Labor ExpenseAccrual	PA	7000000103	11/1/2012	(11,101.13)
50100001	Labor ExpenseAccrual	PA	7000000103	11/1/2012	(127.53)
50100001	Labor ExpenseAccrual	PA	7000000103	11/1/2012	(255.06)
50100001	Labor ExpenseAccrual	PA	7000000103	11/1/2012	(340.08)
50100001	Labor ExpenseAccrual	PA	7000000103	11/1/2012	(297.57)
50100001	Labor ExpenseAccrual	PA	7000000103	11/1/2012	(95.74)
50100001	Labor ExpenseAccrual	PA	7000000103	11/1/2012	(506.85)
50100001	Labor ExpenseAccrual	PA	7000000103	11/1/2012	(640.85)
50100001	Labor ExpenseAccrual	PA	7000000103	11/1/2012	(9,929.64)
50100001	Labor ExpenseAccrual	PA	7000000103	11/1/2012	(222.98)
50100001	Labor ExpenseAccrual	PA	7000000103	11/1/2012	(1,956.45)
50100001	Labor ExpenseAccrual	PA	7000000103	11/1/2012	(10,352.01)
50100001	Labor ExpenseAccrual	PA	7000000103	11/1/2012	(51.82)
50100001	Labor ExpenseAccrual	PA	7000000103	11/1/2012	(14,112.07)
50100001	Labor ExpenseAccrual	PA	7000000103	11/1/2012	(1,489.88)
50100001	Labor ExpenseAccrual	PA	7000000103	11/1/2012	(1,375.08)
50100001	Labor ExpenseAccrual	PA	7000000103	11/1/2012	(1,347.13)
50100001	Labor ExpenseAccrual	PA	7000000103	11/1/2012	(2,726.44)
50100001	Labor ExpenseAccrual	PA	7000000103	11/1/2012	(337.05)
50100001	Labor ExpenseAccrual	PA	7000000103	11/1/2012	71.11
50100001	Labor ExpenseAccrual	PA	7000000103	11/1/2012	(3,256.19)
50100001	Labor ExpenseAccrual	PA	7000000103	11/1/2012	(13,513.50)
50100001	Labor ExpenseAccrual	PA	7000000103	11/1/2012	(1,413.40)
50100001	Labor ExpenseAccrual	PA	7000000103	11/1/2012	(4,234.40)
50100001	Labor ExpenseAccrual	PA	7000000103	11/1/2012	(10,577.82)
50100001	Labor ExpenseAccrual	PA	7000000103	11/1/2012	(7,056.98)
50100001	Labor ExpenseAccrual	PA	7000000103	11/1/2012	(4,884.51)
50100001	Labor ExpenseAccrual	PA	7000000103	11/1/2012	(3,085.50)
50100001	Labor ExpenseAccrual	PA	7000000103	11/1/2012	(1,205.52)
50100001	Labor ExpenseAccrual	PA	7000000103	11/1/2012	(214.96)
50100001	Labor ExpenseAccrual	PA	7000000103	11/1/2012	(1,010.88)
50100001	Labor ExpenseAccrual	PA	7000000103	11/1/2012	(2,130.18)
50100001	Labor ExpenseAccrual	PA	7000000103	11/1/2012	(219.02)

Kentucky American Water Company  
Case No. 2012-00520  
Response to PSC DR1, Item 31

Account	Description	Doc Type	Document Number	Posting Date	Amount
50100001	Labor ExpenseAccrual	PA	7000000103	11/1/2012	(2,547.31)
50100001	Labor ExpenseAccrual	PA	7000000103	11/1/2012	(322.70)
50100001	Labor ExpenseAccrual	PA	7000000103	11/1/2012	(30,460.88)
50100001	Labor ExpenseAccrual	PA	7000000103	11/1/2012	(25,434.08)
50100001	Labor ExpenseAccrual	PA	7000000103	11/1/2012	(31,952.33)
50100001	Labor ExpenseAccrual	PA	7000000103	11/1/2012	(4,119.79)
50100001	Labor ExpenseAccrual	PA	7000000103	11/1/2012	(14,900.75)
50100001	Labor ExpenseAccrual	PA	7000000103	11/1/2012	(2,025.27)
50100001	Labor ExpenseAccrual	PA	7000000103	11/1/2012	(2,603.22)
50100001	Labor ExpenseAccrual	PA	7000000103	11/1/2012	(70,454.09)
50100001	Labor ExpenseAccrual	PA	7000000103	11/1/2012	(1,213.77)
50100001	Labor ExpenseAccrual	PA	7000000103	11/1/2012	(12,277.44)
50100001	Labor ExpenseAccrual	PA	7000000103	11/1/2012	(678.02)
50100001	Labor ExpenseAccrual	PA	7000000103	11/1/2012	(3,374.38)
50100001	Labor ExpenseAccrual	PA	7000000103	11/1/2012	(1,383.09)
50100001	Labor ExpenseAccrual	PA	7000000103	11/1/2012	(1,005.88)
50100001	Labor ExpenseAccrual	PA	7000000103	11/1/2012	(1,327.56)
50100001	Labor ExpenseAccrual	PA	7000000103	11/1/2012	(132.96)
50100001	Labor ExpenseAccrual	PA	7000000103	11/1/2012	(3,294.32)
50100001	Labor ExpenseAccrual	PA	7000000103	11/1/2012	(285.48)
50100001	Labor ExpenseAccrual	PA	7000000103	11/1/2012	(625.71)
50100001	Labor ExpenseAccrual	PA	7000000103	11/1/2012	(1,251.42)
50100001	Labor ExpenseAccrual	PA	7000000103	11/1/2012	(162.50)
50100001	Labor ExpenseAccrual	PA	7000000103	11/1/2012	(1,668.56)
50100001	Labor ExpenseAccrual	PA	7000000103	11/1/2012	(962.41)
50100001	Labor ExpenseAccrual	PA	7000000103	11/1/2012	(1,136.87)
50100001	Labor ExpenseAccrual	PA	7000000103	11/1/2012	(199.81)
50100001	Labor ExpenseAccrual	PA	7000000140	11/1/2012	11,560.86
50100001	Labor ExpenseAccrual	PA	7000000140	11/1/2012	503.77
50100001	Labor ExpenseAccrual	PA	7000000140	11/1/2012	86.12
50100001	Labor ExpenseAccrual	PA	7000000140	11/1/2012	5,452.83
50100001	Labor ExpenseAccrual	PA	7000000140	11/1/2012	163.95
50100001	Labor ExpenseAccrual	PA	7000000140	11/1/2012	6,256.30
50100001	Labor ExpenseAccrual	PA	7000000140	11/1/2012	5,665.67
50100001	Labor ExpenseAccrual	PA	7000000140	11/1/2012	2,087.06
50100001	Labor ExpenseAccrual	PA	7000000140	11/1/2012	4,596.32
50100001	Labor ExpenseAccrual	PA	7000000140	11/1/2012	1,117.03
50100001	Labor ExpenseAccrual	PA	7000000140	11/1/2012	31.25
50100001	Labor ExpenseAccrual	PA	7000000140	11/1/2012	1,144.86
50100001	Labor ExpenseAccrual	PA	7000000140	11/1/2012	345.16
50100001	Labor ExpenseAccrual	PA	7000000140	11/1/2012	194.24
50100001	Labor ExpenseAccrual	PA	7000000140	11/1/2012	19.64
50100001	Labor ExpenseAccrual	PA	7000000140	11/1/2012	193.44
50100001	Labor ExpenseAccrual	PA	7000000140	11/1/2012	193.44
50100001	Labor ExpenseAccrual	PA	7000000140	11/1/2012	519.30
50100001	Labor ExpenseAccrual	PA	7000000140	11/1/2012	143.46
50100001	Labor ExpenseAccrual	PA	7000000140	11/1/2012	1,221.83
50100001	Labor ExpenseAccrual	PA	7000000140	11/1/2012	472.76
50100001	Labor ExpenseAccrual	PA	7000000140	11/1/2012	1,056.68
50100001	Labor ExpenseAccrual	PA	7000000140	11/1/2012	3,180.72
50100001	Labor ExpenseAccrual	PA	7000000140	11/1/2012	1,036.32
50100001	Labor ExpenseAccrual	PA	7000000140	11/1/2012	303.21
50100001	Labor ExpenseAccrual	PA	7000000140	11/1/2012	129.48
50100001	Labor ExpenseAccrual	PA	7000000140	11/1/2012	756.05
50100001	Labor ExpenseAccrual	PA	7000000140	11/1/2012	187.29
50100001	Labor ExpenseAccrual	PA	7000000140	11/1/2012	252.72
50100001	Labor ExpenseAccrual	PA	7000000140	11/1/2012	658.43
50100001	Labor ExpenseAccrual	PA	7000000140	11/1/2012	725.34
50100001	Labor ExpenseAccrual	PA	7000000140	11/1/2012	479.44
50100001	Labor ExpenseAccrual	PA	7000000140	11/1/2012	826.53
50100001	Labor ExpenseAccrual	PA	7000000140	11/1/2012	102.06
50100001	Labor ExpenseAccrual	PA	7000000140	11/1/2012	6,259.08
50100001	Labor ExpenseAccrual	PA	7000000140	11/1/2012	586.32
50100001	Labor ExpenseAccrual	PA	7000000140	11/1/2012	511.32
50100001	Labor ExpenseAccrual	PA	7000000140	11/1/2012	68.44
50100001	Labor ExpenseAccrual	PA	7000000140	11/1/2012	211.56
50100001	Labor ExpenseAccrual	PA	7000000140	11/1/2012	999.88
50100001	Labor ExpenseAccrual	PA	7000000140	11/1/2012	3,187.48
50100001	Labor ExpenseAccrual	PA	7000000140	11/1/2012	287.18
50100001	Labor ExpenseAccrual	PA	7000000140	11/1/2012	1,098.00
50100001	Labor ExpenseAccrual	PA	7000000140	11/1/2012	445.06
50100001	Labor ExpenseAccrual	PA	7000000140	11/1/2012	3,793.56
50100001	Labor ExpenseAccrual	PA	7000000140	11/1/2012	4,433.49
50100001	Labor ExpenseAccrual	PA	7000000140	11/1/2012	911.71
50100001	Labor ExpenseAccrual	PA	7000000140	11/1/2012	44.36
50100001	Labor ExpenseAccrual	PA	7000000140	11/1/2012	116.84
50100001	Labor ExpenseAccrual	PA	7000000140	11/1/2012	437.26

Kentucky American Water Company  
Case No. 2012-00520  
Response to PSC DR1, Item 31

Account	Description	Doc Type	Document Number	Posting Date	Amount
50100001	Labor ExpenseAccrual	PA	7000000140	11/1/2012	64.80
50100001	Labor ExpenseAccrual	PA	7000000140	11/1/2012	320.88
50100001	Labor ExpenseAccrual	PA	7000000140	11/1/2012	320.88
50100001	Labor ExpenseAccrual	PA	7000000140	11/1/2012	320.88
50100001	Labor ExpenseAccrual	PA	7000000140	11/1/2012	73.64
50100001	Labor ExpenseAccrual	PA	7000000140	11/1/2012	9.21
50100001	Labor ExpenseAccrual	PA	7000000140	11/1/2012	9.21
50100001	Labor ExpenseAccrual	PA	7000000140	11/1/2012	114.45
50100001	Labor ExpenseAccrual	PA	7000000140	11/1/2012	343.35
50100001	Labor ExpenseAccrual	PA	7000000140	11/1/2012	846.92
50100001	Labor ExpenseAccrual	PA	7000000140	11/1/2012	1,840.84
50100001	Labor ExpenseAccrual	PA	7000000140	11/1/2012	9.21
50100001	Labor ExpenseAccrual	PA	7000000140	11/1/2012	109.28
50100001	Labor ExpenseAccrual	PA	7000000140	11/1/2012	22,439.61
50100001	Labor ExpenseAccrual	PA	7000000140	11/1/2012	4,453.45
50100001	Labor ExpenseAccrual	PA	7000000140	11/1/2012	64.98
50100001	Labor ExpenseAccrual	PA	7000000140	11/1/2012	2,416.05
50100001	Labor ExpenseAccrual	PA	7000000140	11/1/2012	12,695.49
50100001	Labor ExpenseAccrual	PA	7000000140	11/1/2012	5,552.36
50100001	Labor ExpenseAccrual	PA	7000000140	11/1/2012	2,269.02
50100001	Labor ExpenseAccrual	PA	7000000140	11/1/2012	1,314.50
50100001	Labor ExpenseAccrual	PA	7000000140	11/1/2012	1,242.67
50100001	Labor ExpenseAccrual	PA	7000000140	11/1/2012	7,050.17
50100001	Labor ExpenseAccrual	PA	7000000140	11/1/2012	5,810.75
50100001	Labor ExpenseAccrual	PA	7000000140	11/1/2012	1,846.04
50100001	Labor ExpenseAccrual	PA	7000000140	11/1/2012	108.72
50100001	Labor ExpenseAccrual	PA	7000000140	11/1/2012	621.20
50100001	Labor ExpenseAccrual	PA	7000000140	11/1/2012	198.48
50100001	Labor ExpenseAccrual	PA	7000000140	11/1/2012	9.21
50100001	Labor ExpenseAccrual	PA	7000000140	11/1/2012	9.21
50171000	Annual Incent Plan	SA	100001949	11/1/2012	19,734.57
50421000	401k Expense	PA	7000000103	11/1/2012	(4.47)
50421000	401k Expense	PA	7000000103	11/1/2012	(31.74)
50421000	401k Expense	PA	7000000103	11/1/2012	(6.97)
50421000	401k Expense	PA	7000000103	11/1/2012	(51.35)
50421000	401k Expense	PA	7000000103	11/1/2012	(237.79)
50421000	401k Expense	PA	7000000103	11/1/2012	(335.47)
50421000	401k Expense	PA	7000000103	11/1/2012	(18.26)
50421000	401k Expense	PA	7000000103	11/1/2012	(2.81)
50421000	401k Expense	PA	7000000103	11/1/2012	(3.51)
50421000	401k Expense	PA	7000000103	11/1/2012	(25.34)
50421000	401k Expense	PA	7000000103	11/1/2012	(1.89)
50421000	401k Expense	PA	7000000103	11/1/2012	(0.30)
50421000	401k Expense	PA	7000000103	11/1/2012	(1.35)
50421000	401k Expense	PA	7000000103	11/1/2012	(642.72)
50421000	401k Expense	PA	7000000103	11/1/2012	(553.83)
50421000	401k Expense	PA	7000000103	11/1/2012	(501.27)
50421000	401k Expense	PA	7000000103	11/1/2012	(2.58)
50421000	401k Expense	PA	7000000103	11/1/2012	(299.43)
50421000	401k Expense	PA	7000000103	11/1/2012	(46.78)
50421000	401k Expense	PA	7000000103	11/1/2012	(11.91)
50421000	401k Expense	PA	7000000103	11/1/2012	(13.60)
50421000	401k Expense	PA	7000000103	11/1/2012	(10.22)
50421000	401k Expense	PA	7000000103	11/1/2012	(5.10)
50421000	401k Expense	PA	7000000103	11/1/2012	(3.82)
50421000	401k Expense	PA	7000000103	11/1/2012	(20.28)
50421000	401k Expense	PA	7000000103	11/1/2012	(133.31)
50421000	401k Expense	PA	7000000103	11/1/2012	(11.36)
50421000	401k Expense	PA	7000000103	11/1/2012	(2.24)
50421000	401k Expense	PA	7000000103	11/1/2012	(1.30)
50421000	401k Expense	PA	7000000103	11/1/2012	(163.74)
50421000	401k Expense	PA	7000000103	11/1/2012	(39.58)
50421000	401k Expense	PA	7000000103	11/1/2012	(82.53)
50421000	401k Expense	PA	7000000103	11/1/2012	(121.14)
50421000	401k Expense	PA	7000000103	11/1/2012	(24.57)
50421000	401k Expense	PA	7000000103	11/1/2012	(24.57)
50421000	401k Expense	PA	7000000103	11/1/2012	(55.02)
50421000	401k Expense	PA	7000000103	11/1/2012	(11.01)
50421000	401k Expense	PA	7000000103	11/1/2012	(64.14)
50421000	401k Expense	PA	7000000103	11/1/2012	(324.55)
50421000	401k Expense	PA	7000000103	11/1/2012	(81.41)
50421000	401k Expense	PA	7000000103	11/1/2012	(35.40)
50421000	401k Expense	PA	7000000103	11/1/2012	(17.70)
50421000	401k Expense	PA	7000000103	11/1/2012	(121.80)
50421000	401k Expense	PA	7000000103	11/1/2012	(305.56)
50421000	401k Expense	PA	7000000103	11/1/2012	(82.47)
50421000	401k Expense	PA	7000000103	11/1/2012	(92.19)

Kentucky American Water Company  
Case No. 2012-00520  
Response to PSC DR1, Item 31

Account	Description	Doc Type	Document Number	Posting Date	Amount
50421000	401k Expense	PA	7000000103	11/1/2012	(184.22)
50421000	401k Expense	PA	7000000103	11/1/2012	(56.43)
50421000	401k Expense	PA	7000000103	11/1/2012	(25.26)
50421000	401k Expense	PA	7000000103	11/1/2012	(82.63)
50421000	401k Expense	PA	7000000103	11/1/2012	(16.96)
50421000	401k Expense	PA	7000000103	11/1/2012	(7.14)
50421000	401k Expense	PA	7000000103	11/1/2012	(219.82)
50421000	401k Expense	PA	7000000103	11/1/2012	(0.70)
50421000	401k Expense	PA	7000000103	11/1/2012	(5.62)
50421000	401k Expense	PA	7000000103	11/1/2012	(81.06)
50421000	401k Expense	PA	7000000103	11/1/2012	(65.00)
50421000	401k Expense	PA	7000000103	11/1/2012	(11.88)
50421000	401k Expense	PA	7000000103	11/1/2012	(1,103.96)
50421000	401k Expense	PA	7000000103	11/1/2012	(498.33)
50421000	401k Expense	PA	7000000103	11/1/2012	(84.89)
50421000	401k Expense	PA	7000000103	11/1/2012	(28.38)
50421000	401k Expense	PA	7000000103	11/1/2012	(6.27)
50421000	401k Expense	PA	7000000103	11/1/2012	(130.06)
50421000	401k Expense	PA	7000000103	11/1/2012	(34.60)
50421000	401k Expense	PA	7000000103	11/1/2012	(25.11)
50421000	401k Expense	PA	7000000103	11/1/2012	(25.11)
50421000	401k Expense	PA	7000000103	11/1/2012	(6.50)
50421000	401k Expense	PA	7000000103	11/1/2012	(18.77)
50421000	401k Expense	PA	7000000103	11/1/2012	(37.56)
50421000	401k Expense	PA	7000000103	11/1/2012	(50.04)
50421000	401k Expense	PA	7000000140	11/1/2012	0.48
50421000	401k Expense	PA	7000000140	11/1/2012	4.84
50421000	401k Expense	PA	7000000140	11/1/2012	4.82
50421000	401k Expense	PA	7000000140	11/1/2012	41.69
50421000	401k Expense	PA	7000000140	11/1/2012	33.85
50421000	401k Expense	PA	7000000140	11/1/2012	121.17
50421000	401k Expense	PA	7000000140	11/1/2012	28.65
50421000	401k Expense	PA	7000000140	11/1/2012	44.69
50421000	401k Expense	PA	7000000140	11/1/2012	1.25
50421000	401k Expense	PA	7000000140	11/1/2012	4.03
50421000	401k Expense	PA	7000000140	11/1/2012	20.78
50421000	401k Expense	PA	7000000140	11/1/2012	30.29
50421000	401k Expense	PA	7000000140	11/1/2012	18.94
50421000	401k Expense	PA	7000000140	11/1/2012	254.23
50421000	401k Expense	PA	7000000140	11/1/2012	190.38
50421000	401k Expense	PA	7000000140	11/1/2012	1.71
50421000	401k Expense	PA	7000000140	11/1/2012	19.80
50421000	401k Expense	PA	7000000140	11/1/2012	15.74
50421000	401k Expense	PA	7000000140	11/1/2012	14.58
50421000	401k Expense	PA	7000000140	11/1/2012	0.01
50421000	401k Expense	PA	7000000140	11/1/2012	6.48
50421000	401k Expense	PA	7000000140	11/1/2012	7.03
50421000	401k Expense	PA	7000000140	11/1/2012	7.16
50421000	401k Expense	PA	7000000140	11/1/2012	6.15
50421000	401k Expense	PA	7000000140	11/1/2012	2.43
50421000	401k Expense	PA	7000000140	11/1/2012	192.94
50421000	401k Expense	PA	7000000140	11/1/2012	12.89
50421000	401k Expense	PA	7000000140	11/1/2012	25.01
50421000	401k Expense	PA	7000000140	11/1/2012	8.47
50421000	401k Expense	PA	7000000140	11/1/2012	5.22
50421000	401k Expense	PA	7000000140	11/1/2012	0.43
50421000	401k Expense	PA	7000000140	11/1/2012	78.06
50421000	401k Expense	PA	7000000140	11/1/2012	11.50
50421000	401k Expense	PA	7000000140	11/1/2012	1.11
50421000	401k Expense	PA	7000000140	11/1/2012	61.05
50421000	401k Expense	PA	7000000140	11/1/2012	27.50
50421000	401k Expense	PA	7000000140	11/1/2012	12.13
50421000	401k Expense	PA	7000000140	11/1/2012	366.66
50421000	401k Expense	PA	7000000140	11/1/2012	51.53
50421000	401k Expense	PA	7000000140	11/1/2012	10.96
50421000	401k Expense	PA	7000000140	11/1/2012	2.92
50421000	401k Expense	PA	7000000140	11/1/2012	9.45
50421000	401k Expense	PA	7000000140	11/1/2012	9.45
50421000	401k Expense	PA	7000000140	11/1/2012	9.46
50421000	401k Expense	PA	7000000140	11/1/2012	0.37
50421000	401k Expense	PA	7000000140	11/1/2012	0.37
50421000	401k Expense	PA	7000000140	11/1/2012	2.96
50421000	401k Expense	PA	7000000140	11/1/2012	13.77
50421000	401k Expense	PA	7000000140	11/1/2012	53.41
50421000	401k Expense	PA	7000000140	11/1/2012	14.95
50421000	401k Expense	PA	7000000140	11/1/2012	0.37
50421000	401k Expense	PA	7000000140	11/1/2012	33.89

Kentucky American Water Company  
Case No. 2012-00520  
Response to PSC DR1, Item 31

Account	Description	Doc Type	Document Number	Posting Date	Amount
50421000	401k Expense	PA	7000000140	11/1/2012	4.37
50421000	401k Expense	PA	7000000140	11/1/2012	120.28
50421000	401k Expense	PA	7000000140	11/1/2012	2.60
50421000	401k Expense	PA	7000000140	11/1/2012	4.59
50421000	401k Expense	PA	7000000140	11/1/2012	0.37
50421000	401k Expense	PA	7000000140	11/1/2012	58.76
50421000	401k Expense	PA	7000000140	11/1/2012	106.86
50421000	401k Expense	PA	7000000140	11/1/2012	51.44
50421000	401k Expense	PA	7000000140	11/1/2012	33.00
50421000	401k Expense	PA	7000000140	11/1/2012	28.83
50421000	401k Expense	PA	7000000140	11/1/2012	162.21
50421000	401k Expense	PA	7000000140	11/1/2012	106.42
50421000	401k Expense	PA	7000000140	11/1/2012	12.24
50421000	401k Expense	PA	7000000140	11/1/2012	2.72
50421000	401k Expense	PA	7000000140	11/1/2012	15.87
50421000	401k Expense	PA	7000000140	11/1/2012	0.37
50421000	401k Expense	PA	7000000140	11/1/2012	132.38
50421000	401k Expense	PA	7000000140	11/1/2012	1.62
50421000	401k Expense	PA	7000000140	11/1/2012	4.48
50421000	401k Expense	PA	7000000140	11/1/2012	2.43
50422000	DCP Expense	PA	7000000103	11/1/2012	(15.04)
50422000	DCP Expense	PA	7000000103	11/1/2012	(3.30)
50422000	DCP Expense	PA	7000000103	11/1/2012	(44.66)
50422000	DCP Expense	PA	7000000103	11/1/2012	(16.75)
50422000	DCP Expense	PA	7000000103	11/1/2012	(6.70)
50422000	DCP Expense	PA	7000000103	11/1/2012	(4.86)
50422000	DCP Expense	PA	7000000103	11/1/2012	(21.84)
50422000	DCP Expense	PA	7000000103	11/1/2012	(282.17)
50422000	DCP Expense	PA	7000000103	11/1/2012	(3.79)
50422000	DCP Expense	PA	7000000103	11/1/2012	(22.58)
50422000	DCP Expense	PA	7000000103	11/1/2012	(55.98)
50422000	DCP Expense	PA	7000000103	11/1/2012	(65.51)
50422000	DCP Expense	PA	7000000103	11/1/2012	(5.46)
50422000	DCP Expense	PA	7000000103	11/1/2012	(10.93)
50422000	DCP Expense	PA	7000000103	11/1/2012	(1.37)
50422000	DCP Expense	PA	7000000103	11/1/2012	(281.96)
50422000	DCP Expense	PA	7000000103	11/1/2012	(6.72)
50422000	DCP Expense	PA	7000000103	11/1/2012	(5.02)
50422000	DCP Expense	PA	7000000103	11/1/2012	(70.28)
50422000	DCP Expense	PA	7000000103	11/1/2012	(15.62)
50422000	DCP Expense	PA	7000000103	11/1/2012	(26.62)
50422000	DCP Expense	PA	7000000103	11/1/2012	(4.43)
50422000	DCP Expense	PA	7000000103	11/1/2012	(185.24)
50422000	DCP Expense	PA	7000000103	11/1/2012	(15.61)
50422000	DCP Expense	PA	7000000103	11/1/2012	(17.85)
50422000	DCP Expense	PA	7000000103	11/1/2012	(13.40)
50422000	DCP Expense	PA	7000000103	11/1/2012	(102.71)
50422000	DCP Expense	PA	7000000103	11/1/2012	(11.71)
50422000	DCP Expense	PA	7000000103	11/1/2012	(79.12)
50422000	DCP Expense	PA	7000000103	11/1/2012	(426.92)
50422000	DCP Expense	PA	7000000103	11/1/2012	(1,914.95)
50422000	DCP Expense	PA	7000000103	11/1/2012	3.73
50422000	DCP Expense	PA	7000000103	11/1/2012	(13.52)
50422000	DCP Expense	PA	7000000103	11/1/2012	(114.91)
50422000	DCP Expense	PA	7000000103	11/1/2012	(41.51)
50422000	DCP Expense	PA	7000000103	11/1/2012	(132.05)
50422000	DCP Expense	PA	7000000103	11/1/2012	(11.06)
50422000	DCP Expense	PA	7000000103	11/1/2012	(159.87)
50422000	DCP Expense	PA	7000000103	11/1/2012	(133.76)
50422000	DCP Expense	PA	7000000103	11/1/2012	(81.31)
50422000	DCP Expense	PA	7000000103	11/1/2012	(72.15)
50422000	DCP Expense	PA	7000000103	11/1/2012	(354.89)
50422000	DCP Expense	PA	7000000103	11/1/2012	(25.94)
50422000	DCP Expense	PA	7000000103	11/1/2012	(422.69)
50422000	DCP Expense	PA	7000000103	11/1/2012	(29.10)
50422000	DCP Expense	PA	7000000103	11/1/2012	(50.53)
50422000	DCP Expense	PA	7000000103	11/1/2012	(8.53)
50422000	DCP Expense	PA	7000000103	11/1/2012	(131.26)
50422000	DCP Expense	PA	7000000103	11/1/2012	(106.38)
50422000	DCP Expense	PA	7000000103	11/1/2012	(156.51)
50422000	DCP Expense	PA	7000000103	11/1/2012	(135.35)
50422000	DCP Expense	PA	7000000103	11/1/2012	(604.24)
50422000	DCP Expense	PA	7000000103	11/1/2012	(1,074.55)
50422000	DCP Expense	PA	7000000103	11/1/2012	(258.53)
50422000	DCP Expense	PA	7000000103	11/1/2012	(32.26)
50422000	DCP Expense	PA	7000000103	11/1/2012	(41.04)
50422000	DCP Expense	PA	7000000103	11/1/2012	(166.90)

Kentucky American Water Company  
Case No. 2012-00520  
Response to PSC DR1, Item 31

Account	Description	Doc Type	Document Number	Posting Date	Amount
50422000	DCP Expense	PA	7000000103	11/1/2012	(46.26)
50422000	DCP Expense	PA	7000000103	11/1/2012	(32.86)
50422000	DCP Expense	PA	7000000103	11/1/2012	(65.73)
50422000	DCP Expense	PA	7000000103	11/1/2012	(87.60)
50422000	DCP Expense	PA	7000000103	11/1/2012	(472.34)
50422000	DCP Expense	PA	7000000103	11/1/2012	(916.15)
50422000	DCP Expense	PA	7000000103	11/1/2012	(641.37)
50422000	DCP Expense	PA	7000000140	11/1/2012	16.97
50422000	DCP Expense	PA	7000000140	11/1/2012	176.62
50422000	DCP Expense	PA	7000000140	11/1/2012	164.28
50422000	DCP Expense	PA	7000000140	11/1/2012	7.61
50422000	DCP Expense	PA	7000000140	11/1/2012	58.67
50422000	DCP Expense	PA	7000000140	11/1/2012	1.03
50422000	DCP Expense	PA	7000000140	11/1/2012	23.99
50422000	DCP Expense	PA	7000000140	11/1/2012	186.15
50422000	DCP Expense	PA	7000000140	11/1/2012	11.55
50422000	DCP Expense	PA	7000000140	11/1/2012	16.41
50422000	DCP Expense	PA	7000000140	11/1/2012	21.68
50422000	DCP Expense	PA	7000000140	11/1/2012	12.05
50422000	DCP Expense	PA	7000000140	11/1/2012	27.28
50422000	DCP Expense	PA	7000000140	11/1/2012	66.35
50422000	DCP Expense	PA	7000000140	11/1/2012	4.73
50422000	DCP Expense	PA	7000000140	11/1/2012	71.28
50422000	DCP Expense	PA	7000000140	11/1/2012	5.20
50422000	DCP Expense	PA	7000000140	11/1/2012	46.80
50422000	DCP Expense	PA	7000000140	11/1/2012	113.86
50422000	DCP Expense	PA	7000000140	11/1/2012	34.89
50422000	DCP Expense	PA	7000000140	11/1/2012	35.96
50422000	DCP Expense	PA	7000000140	11/1/2012	501.47
50422000	DCP Expense	PA	7000000140	11/1/2012	4.67
50422000	DCP Expense	PA	7000000140	11/1/2012	90.52
50422000	DCP Expense	PA	7000000140	11/1/2012	111.67
50422000	DCP Expense	PA	7000000140	11/1/2012	255.16
50422000	DCP Expense	PA	7000000140	11/1/2012	212.89
50422000	DCP Expense	PA	7000000140	11/1/2012	10.50
50422000	DCP Expense	PA	7000000140	11/1/2012	1.58
50422000	DCP Expense	PA	7000000140	11/1/2012	271.56
50422000	DCP Expense	PA	7000000140	11/1/2012	11.12
50422000	DCP Expense	PA	7000000140	11/1/2012	19.30
50422000	DCP Expense	PA	7000000140	11/1/2012	6.85
50422000	DCP Expense	PA	7000000140	11/1/2012	136.82
50422000	DCP Expense	PA	7000000140	11/1/2012	15.08
50422000	DCP Expense	PA	7000000140	11/1/2012	128.22
50422000	DCP Expense	PA	7000000140	11/1/2012	532.38
50422000	DCP Expense	PA	7000000140	11/1/2012	103.55
50422000	DCP Expense	PA	7000000140	11/1/2012	16.55
50422000	DCP Expense	PA	7000000140	11/1/2012	16.54
50422000	DCP Expense	PA	7000000140	11/1/2012	16.55
50422000	DCP Expense	PA	7000000140	11/1/2012	1.53
50422000	DCP Expense	PA	7000000140	11/1/2012	50.49
50422000	DCP Expense	PA	7000000140	11/1/2012	38.50
50422000	DCP Expense	PA	7000000140	11/1/2012	61.06
50422000	DCP Expense	PA	7000000140	11/1/2012	44.47
50422000	DCP Expense	PA	7000000140	11/1/2012	5.74
50422000	DCP Expense	PA	7000000140	11/1/2012	3.42
50422000	DCP Expense	PA	7000000140	11/1/2012	28.22
50422000	DCP Expense	PA	7000000140	11/1/2012	6.02
50422000	DCP Expense	PA	7000000140	11/1/2012	18.03
50422000	DCP Expense	PA	7000000140	11/1/2012	0.49
50422000	DCP Expense	PA	7000000140	11/1/2012	0.49
50422000	DCP Expense	PA	7000000140	11/1/2012	0.49
50422000	DCP Expense	PA	7000000140	11/1/2012	3.88
50422000	DCP Expense	PA	7000000140	11/1/2012	0.49
50422000	DCP Expense	PA	7000000140	11/1/2012	0.49
50422000	DCP Expense	PA	7000000140	11/1/2012	1.64
50550000	Group Insur Expense	DR	4000003040	11/1/2012	(196.34)
50550000	Group Insur Expense	DR	4000003047	11/1/2012	(463.00)
50550000	Group Insur Expense	DR	4000003055	11/1/2012	(50.00)
50550000	Group Insur Expense	DR	4000003064	11/1/2012	(463.00)
50550000	Group Insur Expense	DR	4000003071	11/1/2012	(463.00)
50550000	Group Insur Expense	PA	7000000103	11/1/2012	(229.34)
50550000	Group Insur Expense	PA	7000000103	11/1/2012	(36.40)
50550000	Group Insur Expense	PA	7000000103	11/1/2012	(191.10)
50550000	Group Insur Expense	PA	7000000103	11/1/2012	(162.55)
50550000	Group Insur Expense	PA	7000000103	11/1/2012	(2,527.71)
50550000	Group Insur Expense	PA	7000000103	11/1/2012	(27.96)
50550000	Group Insur Expense	PA	7000000103	11/1/2012	(645.24)



Kentucky American Water Company  
Case No. 2012-00520  
Response to PSC DR1, Item 31

Account	Description	Doc Type	Document Number	Posting Date	Amount
50550000	Group Insur Expense	PA	7000000103	11/1/2012	(1,972.35)
50550000	Group Insur Expense	PA	7000000103	11/1/2012	(1,763.92)
50550000	Group Insur Expense	PA	7000000103	11/1/2012	(15.74)
50550000	Group Insur Expense	PA	7000000103	11/1/2012	(88.57)
50550000	Group Insur Expense	PA	7000000103	11/1/2012	(212.34)
50550000	Group Insur Expense	PA	7000000103	11/1/2012	(6.64)
50550000	Group Insur Expense	PA	7000000103	11/1/2012	(62.91)
50550000	Group Insur Expense	PA	7000000103	11/1/2012	(88.04)
50550000	Group Insur Expense	PA	7000000103	11/1/2012	(1,803.23)
50550000	Group Insur Expense	PA	7000000103	11/1/2012	(7,450.99)
50550000	Group Insur Expense	PA	7000000103	11/1/2012	(217.24)
50550000	Group Insur Expense	PA	7000000103	11/1/2012	(1,383.51)
50550000	Group Insur Expense	PA	7000000103	11/1/2012	(225.97)
50550000	Group Insur Expense	PA	7000000103	11/1/2012	(25.10)
50550000	Group Insur Expense	PA	7000000103	11/1/2012	(28.70)
50550000	Group Insur Expense	PA	7000000103	11/1/2012	(21.54)
50550000	Group Insur Expense	PA	7000000103	11/1/2012	(10.80)
50550000	Group Insur Expense	PA	7000000103	11/1/2012	(30.14)
50550000	Group Insur Expense	PA	7000000103	11/1/2012	(368.37)
50550000	Group Insur Expense	PA	7000000103	11/1/2012	(657.75)
50550000	Group Insur Expense	PA	7000000103	11/1/2012	(43.03)
50550000	Group Insur Expense	PA	7000000103	11/1/2012	(669.89)
50550000	Group Insur Expense	PA	7000000103	11/1/2012	(481.48)
50550000	Group Insur Expense	PA	7000000103	11/1/2012	(10,543.37)
50550000	Group Insur Expense	PA	7000000103	11/1/2012	(1,831.87)
50550000	Group Insur Expense	PA	7000000103	11/1/2012	(76.75)
50550000	Group Insur Expense	PA	7000000103	11/1/2012	(372.56)
50550000	Group Insur Expense	PA	7000000103	11/1/2012	(260.77)
50550000	Group Insur Expense	PA	7000000103	11/1/2012	(568.23)
50550000	Group Insur Expense	PA	7000000103	11/1/2012	(854.04)
50550000	Group Insur Expense	PA	7000000103	11/1/2012	(3,144.64)
50550000	Group Insur Expense	PA	7000000103	11/1/2012	(243.30)
50550000	Group Insur Expense	PA	7000000103	11/1/2012	(147.89)
50550000	Group Insur Expense	PA	7000000103	11/1/2012	(126.54)
50550000	Group Insur Expense	PA	7000000103	11/1/2012	(62.51)
50550000	Group Insur Expense	PA	7000000103	11/1/2012	(465.07)
50550000	Group Insur Expense	PA	7000000103	11/1/2012	17.57
50550000	Group Insur Expense	PA	7000000103	11/1/2012	(12.49)
50550000	Group Insur Expense	PA	7000000103	11/1/2012	(385.40)
50550000	Group Insur Expense	PA	7000000103	11/1/2012	(480.19)
50550000	Group Insur Expense	PA	7000000103	11/1/2012	(3,624.35)
50550000	Group Insur Expense	PA	7000000103	11/1/2012	(2,305.16)
50550000	Group Insur Expense	PA	7000000103	11/1/2012	(1,450.13)
50550000	Group Insur Expense	PA	7000000103	11/1/2012	(988.71)
50550000	Group Insur Expense	PA	7000000103	11/1/2012	(64.66)
50550000	Group Insur Expense	PA	7000000103	11/1/2012	(9.71)
50550000	Group Insur Expense	PA	7000000103	11/1/2012	(2,082.50)
50550000	Group Insur Expense	PA	7000000103	11/1/2012	(1,723.14)
50550000	Group Insur Expense	PA	7000000103	11/1/2012	(506.72)
50550000	Group Insur Expense	PA	7000000103	11/1/2012	(232.06)
50550000	Group Insur Expense	PA	7000000103	11/1/2012	(55.03)
50550000	Group Insur Expense	PA	7000000103	11/1/2012	(668.42)
50550000	Group Insur Expense	PA	7000000103	11/1/2012	(33.37)
50550000	Group Insur Expense	PA	7000000103	11/1/2012	(6,894.81)
50550000	Group Insur Expense	PA	7000000103	11/1/2012	(136.83)
50550000	Group Insur Expense	PA	7000000103	11/1/2012	(57.76)
50550000	Group Insur Expense	PA	7000000103	11/1/2012	(900.10)
50550000	Group Insur Expense	PA	7000000103	11/1/2012	(520.71)
50550000	Group Insur Expense	PA	7000000103	11/1/2012	(1,020.89)
50550000	Group Insur Expense	PA	7000000103	11/1/2012	(5,559.35)
50550000	Group Insur Expense	PA	7000000103	11/1/2012	(2,015.65)
50550000	Group Insur Expense	PA	7000000103	11/1/2012	(226.97)
50550000	Group Insur Expense	PA	7000000103	11/1/2012	(32.89)
50550000	Group Insur Expense	PA	7000000103	11/1/2012	(550.28)
50550000	Group Insur Expense	PA	7000000103	11/1/2012	(422.91)
50550000	Group Insur Expense	PA	7000000103	11/1/2012	(307.62)
50550000	Group Insur Expense	PA	7000000103	11/1/2012	(642.85)
50550000	Group Insur Expense	PA	7000000103	11/1/2012	(361.27)
50550000	Group Insur Expense	PA	7000000103	11/1/2012	(43.64)
50550000	Group Insur Expense	PA	7000000103	11/1/2012	(87.27)
50550000	Group Insur Expense	PA	7000000103	11/1/2012	(116.32)
50550000	Group Insur Expense	PA	7000000103	11/1/2012	(155.51)
50550000	Group Insur Expense	PA	7000000103	11/1/2012	(26.83)
50550000	Group Insur Expense	PA	7000000140	11/1/2012	59.20
50550000	Group Insur Expense	PA	7000000140	11/1/2012	2,909.85
50550000	Group Insur Expense	PA	7000000140	11/1/2012	2,362.27
50550000	Group Insur Expense	PA	7000000140	11/1/2012	234.21

Kentucky American Water Company  
Case No. 2012-00520  
Response to PSC DR1, Item 31

Account	Description	Doc Type	Document Number	Posting Date	Amount
50550000	Group Insur Expense	PA	7000000140	11/1/2012	1,088.58
50550000	Group Insur Expense	PA	7000000140	11/1/2012	673.67
50550000	Group Insur Expense	PA	7000000140	11/1/2012	30.23
50550000	Group Insur Expense	PA	7000000140	11/1/2012	59.18
50550000	Group Insur Expense	PA	7000000140	11/1/2012	33.22
50550000	Group Insur Expense	PA	7000000140	11/1/2012	1,597.57
50550000	Group Insur Expense	PA	7000000140	11/1/2012	548.28
50550000	Group Insur Expense	PA	7000000140	11/1/2012	999.51
50550000	Group Insur Expense	PA	7000000140	11/1/2012	214.12
50550000	Group Insur Expense	PA	7000000140	11/1/2012	368.45
50550000	Group Insur Expense	PA	7000000140	11/1/2012	6.31
50550000	Group Insur Expense	PA	7000000140	11/1/2012	77.60
50550000	Group Insur Expense	PA	7000000140	11/1/2012	5.72
50550000	Group Insur Expense	PA	7000000140	11/1/2012	73.88
50550000	Group Insur Expense	PA	7000000140	11/1/2012	133.54
50550000	Group Insur Expense	PA	7000000140	11/1/2012	455.36
50550000	Group Insur Expense	PA	7000000140	11/1/2012	44.30
50550000	Group Insur Expense	PA	7000000140	11/1/2012	85.24
50550000	Group Insur Expense	PA	7000000140	11/1/2012	312.68
50550000	Group Insur Expense	PA	7000000140	11/1/2012	234.73
50550000	Group Insur Expense	PA	7000000140	11/1/2012	22.82
50550000	Group Insur Expense	PA	7000000140	11/1/2012	204.49
50550000	Group Insur Expense	PA	7000000140	11/1/2012	74.82
50550000	Group Insur Expense	PA	7000000140	11/1/2012	247.26
50550000	Group Insur Expense	PA	7000000140	11/1/2012	11.39
50550000	Group Insur Expense	PA	7000000140	11/1/2012	150.26
50550000	Group Insur Expense	PA	7000000140	11/1/2012	50.23
50550000	Group Insur Expense	PA	7000000140	11/1/2012	77.04
50550000	Group Insur Expense	PA	7000000140	11/1/2012	839.11
50550000	Group Insur Expense	PA	7000000140	11/1/2012	52.88
50550000	Group Insur Expense	PA	7000000140	11/1/2012	46.13
50550000	Group Insur Expense	PA	7000000140	11/1/2012	267.63
50550000	Group Insur Expense	PA	7000000140	11/1/2012	37.43
50550000	Group Insur Expense	PA	7000000140	11/1/2012	29.53
50550000	Group Insur Expense	PA	7000000140	11/1/2012	127.65
50550000	Group Insur Expense	PA	7000000140	11/1/2012	157.60
50550000	Group Insur Expense	PA	7000000140	11/1/2012	191.42
50550000	Group Insur Expense	PA	7000000140	11/1/2012	685.29
50550000	Group Insur Expense	PA	7000000140	11/1/2012	53.82
50550000	Group Insur Expense	PA	7000000140	11/1/2012	234.18
50550000	Group Insur Expense	PA	7000000140	11/1/2012	69.50
50550000	Group Insur Expense	PA	7000000140	11/1/2012	581.04
50550000	Group Insur Expense	PA	7000000140	11/1/2012	911.61
50550000	Group Insur Expense	PA	7000000140	11/1/2012	168.06
50550000	Group Insur Expense	PA	7000000140	11/1/2012	14.88
50550000	Group Insur Expense	PA	7000000140	11/1/2012	21.98
50550000	Group Insur Expense	PA	7000000140	11/1/2012	87.45
50550000	Group Insur Expense	PA	7000000140	11/1/2012	15.40
50550000	Group Insur Expense	PA	7000000140	11/1/2012	21.99
50550000	Group Insur Expense	PA	7000000140	11/1/2012	9.84
50550000	Group Insur Expense	PA	7000000140	11/1/2012	21.99
50550000	Group Insur Expense	PA	7000000140	11/1/2012	9.70
50550000	Group Insur Expense	PA	7000000140	11/1/2012	29.04
50550000	Group Insur Expense	PA	7000000140	11/1/2012	246.94
50550000	Group Insur Expense	PA	7000000140	11/1/2012	199.76
50550000	Group Insur Expense	PA	7000000140	11/1/2012	25.79
50550000	Group Insur Expense	PA	7000000140	11/1/2012	3,407.12
50550000	Group Insur Expense	PA	7000000140	11/1/2012	740.44
50550000	Group Insur Expense	PA	7000000140	11/1/2012	5.54
50550000	Group Insur Expense	PA	7000000140	11/1/2012	21.88
50550000	Group Insur Expense	PA	7000000140	11/1/2012	2.75
50550000	Group Insur Expense	PA	7000000140	11/1/2012	2.75
50550000	Group Insur Expense	PA	7000000140	11/1/2012	2.75
50550000	Group Insur Expense	PA	7000000140	11/1/2012	2.75
50550000	Group Insur Expense	PA	7000000140	11/1/2012	2.75
50550000	Group Insur Expense	PA	7000000140	11/1/2012	417.23
50550000	Group Insur Expense	PA	7000000140	11/1/2012	426.19
50550000	Group Insur Expense	PA	7000000140	11/1/2012	206.94
50550000	Group Insur Expense	PA	7000000140	11/1/2012	215.98
50550000	Group Insur Expense	PA	7000000140	11/1/2012	1,677.10
50550000	Group Insur Expense	PA	7000000140	11/1/2012	841.36
50550000	Group Insur Expense	PA	7000000140	11/1/2012	1,152.66
50550000	Group Insur Expense	PA	7000000140	11/1/2012	244.07
50550000	Group Insur Expense	PA	7000000140	11/1/2012	29.66
50550000	Group Insur Expense	PA	7000000140	11/1/2012	55.14
50550000	Group Insur Expense	PA	7000000140	11/1/2012	153.65
51010000	Purchased Water	SG	100001694	11/1/2012	(30,806.10)

Kentucky American Water Company  
Case No. 2012-00520  
Response to PSC DR1, Item 31

Account	Description	Doc Type	Document Number	Posting Date	Amount
51010000	Purchased Water	SG	100001694	11/1/2012	(5,265.00)
51010000	Purchased Water	SG	100001694	11/1/2012	(25,016.96)
51010000	Purchased Water	SG	100001694	11/1/2012	(8,679.90)
51010000	Purchased Water	SG	100001702	11/1/2012	(11,991.15)
51010000	Purchased Water	SG	100001702	11/1/2012	4,566.96
51010000	Purchased Water	SG	100001702	11/1/2012	2,251.90
51010000	Purchased Water	SG	100001706	11/1/2012	9,575.10
51010000	Purchased Water	SG	100001706	11/1/2012	11,991.15
51110000	Waste Disposal	SG	100001717	11/1/2012	(2,909.55)
51510000	Purchased Power	SG	100001703	11/1/2012	1,594.88
51510000	Purchased Power	SG	100001703	11/1/2012	(19,016.33)
51510000	Purchased Power	SG	100001703	11/1/2012	77.97
51510000	Purchased Power	SG	100001703	11/1/2012	4,115.34
51510000	Purchased Power	SG	100001704	11/1/2012	9.49
51510000	Purchased Power	SG	100001704	11/1/2012	55.87
51510000	Purchased Power	SG	100001704	11/1/2012	4,132.89
51510000	Purchased Power	SG	100001704	11/1/2012	379.66
51510000	Purchased Power	SG	100001704	11/1/2012	0.67
51510000	Purchased Power	SG	100001704	11/1/2012	1.81
51510000	Purchased Power	SG	100001717	11/1/2012	(44,896.48)
51510000	Purchased Power	SG	100001717	11/1/2012	(225.70)
51510000	Purchased Power	SG	100001717	11/1/2012	(896.76)
51510000	Purchased Power	SG	100001717	11/1/2012	(278,398.55)
51510000	Purchased Power	SG	100001717	11/1/2012	(8,932.54)
51510000	Purchased Power	SG	100001717	11/1/2012	(1,689.48)
51510000	Purchased Power	SG	100001717	11/1/2012	(10.80)
51510000	Purchased Power	SG	100001717	11/1/2012	(362.27)
51510000	Purchased Power	ZN	5000002649	11/1/2012	66.42
51510000	Purchased Power	ZN	5000002649	11/1/2012	780.62
51510000	Purchased Power	ZN	5000002649	11/1/2012	133.38
51510000	Purchased Power	ZN	5000002649	11/1/2012	2,140.13
51510000	Purchased Power	ZN	5000002649	11/1/2012	812.43
51510000	Purchased Power	ZN	5000002649	11/1/2012	774.91
51510000	Purchased Power	ZN	5000002649	11/1/2012	4,932.04
51510000	Purchased Power	ZN	5000002649	11/1/2012	256.39
51510000	Purchased Power	ZN	5000002649	11/1/2012	16,664.90
52000000	M&S Expense (O&M)	SG	100001693	11/1/2012	(30,000.00)
52000000	M&S Expense (O&M)	SG	100001693	11/1/2012	(5,000.00)
52000000	M&S Expense (O&M)	SG	100001693	11/1/2012	(30,000.00)
52000000	M&S Expense (O&M)	SG	100001693	11/1/2012	(78,677.17)
52000000	M&S Expense (O&M)	SG	100001698	11/1/2012	(5,307.00)
52000000	M&S Expense (O&M)	SG	100001698	11/1/2012	(2,948,547.00)
52000000	M&S Expense (O&M)	SG	100001698	11/1/2012	(9,495.00)
52000000	M&S Expense (O&M)	SG	100001698	11/1/2012	(12,232.00)
52000000	M&S Expense (O&M)	SG	100001727	11/1/2012	(30,902.65)
52000000	M&S Expense (O&M)	SG	100001728	11/1/2012	(26,638.57)
52000000	M&S Expense (O&M)	SG	100001729	11/1/2012	(24,309.68)
52000000	M&S Expense (O&M)	KR	5000002647	11/1/2012	607.59
52000000	M&S Expense (O&M)	KR	5000002648	11/1/2012	165.55
52000000	M&S Expense (O&M)	ZI	9000001104	11/1/2012	66.66
52000000	M&S Expense (O&M)	ZI	9000001105	11/1/2012	280.37
52000000	M&S Expense (O&M)	ZI	9000001109	11/1/2012	646.49
52000000	M&S Expense (O&M)	ZI	9000001112	11/1/2012	79.40
52000000	M&S Expense (O&M)	ZI	9000001128	11/1/2012	1,195.01
52000000	M&S Expense (O&M)	ZI	9000001161	11/1/2012	734.79
52000000	M&S Expense (O&M)	ZI	9000001208	11/1/2012	247.48
52000000	M&S Expense (O&M)	ZI	9000001215	11/1/2012	74.71
52000000	M&S Expense (O&M)	ZI	9000001233	11/1/2012	52.89
52000000	M&S Expense (O&M)	ZI	9000001234	11/1/2012	21.16
52000000	M&S Expense (O&M)	ZI	9000001241	11/1/2012	98.98
52000000	M&S Expense (O&M)	ZI	9000001290	11/1/2012	51.94
52000000	M&S Expense (O&M)	ZI	9000001542	11/1/2012	199.90
52500000	Misc Expense (O&M)	SG	100001698	11/1/2012	(8,379.00)
52500000	Misc Expense (O&M)	SG	100001701	11/1/2012	(84,537.13)
52500000	Misc Expense (O&M)	SG	100001711	11/1/2012	(91.50)
52500000	Misc Expense (O&M)	SG	100001734	11/1/2012	(166,950.00)
52500000	Misc Expense (O&M)	SG	100001734	11/1/2012	(166,950.00)
52500000	Misc Expense (O&M)	SG	100001734	11/1/2012	(14,994.00)
52500000	Misc Expense (O&M)	WE	5000002643	11/1/2012	15,893.64
52500000	Misc Expense (O&M)	KR	5000002644	11/1/2012	489.31
52500000	Misc Expense (O&M)	KR	5000002650	11/1/2012	360.88
52500000	Misc Expense (O&M)	KR	5000002652	11/1/2012	140.84
52500000	Misc Expense (O&M)	KR	5000002652	11/1/2012	126.78
52500000	Misc Expense (O&M)	KR	5000002652	11/1/2012	69.45
52500000	Misc Expense (O&M)	KR	5000002652	11/1/2012	61.44
52500000	Misc Expense (O&M)	KR	5000002652	11/1/2012	52.47
52500000	Misc Expense (O&M)	KR	5000002652	11/1/2012	41.09

Kentucky American Water Company  
Case No. 2012-00520  
Response to PSC DR1, Item 31

Account	Description	Doc Type	Document Number	Posting Date	Amount
52500000	Misc Expense (O&M)	KR	5000002652	11/1/2012	36.91
52500000	Misc Expense (O&M)	KR	5000002652	11/1/2012	35.34
52500000	Misc Expense (O&M)	KR	5000002652	11/1/2012	34.85
52500000	Misc Expense (O&M)	KR	5000002652	11/1/2012	30.01
52500000	Misc Expense (O&M)	KR	5000002652	11/1/2012	27.80
52500000	Misc Expense (O&M)	KR	5000002652	11/1/2012	26.24
52500000	Misc Expense (O&M)	KR	5000002652	11/1/2012	25.95
52500000	Misc Expense (O&M)	KR	5000002652	11/1/2012	20.99
52500000	Misc Expense (O&M)	KR	5000002652	11/1/2012	17.38
52500000	Misc Expense (O&M)	KR	5000002652	11/1/2012	16.56
52500000	Misc Expense (O&M)	ZI	9000001106	11/1/2012	170.66
52500000	Misc Expense (O&M)	ZI	9000001110	11/1/2012	2,000.40
52500000	Misc Expense (O&M)	ZI	9000001111	11/1/2012	51.93
52500000	Misc Expense (O&M)	ZI	9000001123	11/1/2012	21.19
52500000	Misc Expense (O&M)	ZI	9000001207	11/1/2012	400.68
52510000	Bank Svc Charges	SG	100001705	11/1/2012	(7,037.56)
52510000	Bank Svc Charges	SG	100001722	11/1/2012	(8,195.12)
52510000	Bank Svc Charges	SG	100001736	11/1/2012	(13,541.72)
52520000	Collection Agencies	SG	100001718	11/1/2012	(2,876.87)
52520000	Collection Agencies	SG	100001718	11/1/2012	(1,269.85)
52520000	Collection Agencies	SG	100001719	11/1/2012	(1,953.41)
52520000	Collection Agencies	SG	100001719	11/1/2012	(186.55)
52526100	Credit Line Fees I/C	SG	100001723	11/1/2012	(2,871.50)
52532000	Electricity	SG	100001704	11/1/2012	1.05
52532000	Electricity	SG	100001704	11/1/2012	2.69
52532000	Electricity	SG	100001704	11/1/2012	110.72
52532000	Electricity	SG	100001717	11/1/2012	(88.85)
52532000	Electricity	SG	100001717	11/1/2012	(20.93)
52532000	Electricity	SG	100001717	11/1/2012	(2,743.84)
52532000	Electricity	SG	100001717	11/1/2012	(589.96)
52532000	Electricity	SG	100001717	11/1/2012	(7,232.75)
52532000	Electricity	SG	100001717	11/1/2012	(148.68)
52532000	Electricity	SG	100001717	11/1/2012	(1,634.29)
52532000	Electricity	ZN	5000002649	11/1/2012	34.47
52532000	Electricity	ZN	5000002649	11/1/2012	21.05
52532000	Electricity	ZN	5000002649	11/1/2012	19.51
52532000	Electricity	ZN	5000002649	11/1/2012	49.84
52532000	Electricity	ZN	5000002649	11/1/2012	108.13
52532000	Electricity	ZN	5000002649	11/1/2012	29.90
52532000	Electricity	ZN	5000002649	11/1/2012	9.73
52534000	Employee Expenses	SG	100001709	11/1/2012	(21,004.75)
52534000	Employee Expenses	SG	100001727	11/1/2012	(11,955.07)
52534000	Employee Expenses	SG	100001728	11/1/2012	(12,880.47)
52534000	Employee Expenses	SG	100001729	11/1/2012	(28,985.95)
52534000	Employee Expenses	ZI	9000001101	11/1/2012	250.00
52534000	Employee Expenses	ZI	9000001102	11/1/2012	179.00
52534000	Employee Expenses	ZI	9000001170	11/1/2012	5.00
52534000	Employee Expenses	ZI	9000001171	11/1/2012	800.20
52535000	Meals Deductible	SG	100001709	11/1/2012	(21,004.75)
52535000	Meals Deductible	SG	100001727	11/1/2012	(11,955.08)
52535000	Meals Deductible	SG	100001728	11/1/2012	(12,880.48)
52535000	Meals Deductible	SG	100001729	11/1/2012	(28,985.95)
52535000	Meals Deductible	ZI	9000001103	11/1/2012	12.83
52535000	Meals Deductible	ZI	9000001108	11/1/2012	14.98
52535000	Meals Deductible	ZI	9000001118	11/1/2012	29.07
52535000	Meals Deductible	ZI	9000001119	11/1/2012	12.07
52535000	Meals Deductible	ZI	9000001124	11/1/2012	46.27
52535000	Meals Deductible	ZI	9000001167	11/1/2012	5.29
52535000	Meals Deductible	ZI	9000001209	11/1/2012	40.04
52535000	Meals Deductible	ZI	9000001213	11/1/2012	9.31
52535000	Meals Deductible	ZI	9000001214	11/1/2012	10.60
52535000	Meals Deductible	ZI	9000001219	11/1/2012	27.29
52535000	Meals Deductible	ZI	9000001220	11/1/2012	47.35
52535000	Meals Deductible	ZI	9000001223	11/1/2012	2.65
52535000	Meals Deductible	ZI	9000001225	11/1/2012	49.05
52535000	Meals Deductible	ZI	9000001236	11/1/2012	12.40
52535000	Meals Deductible	ZI	9000001254	11/1/2012	57.18
52535000	Meals Deductible	ZI	9000001284	11/1/2012	2,468.82
52542000	Forms	SG	100001715	11/1/2012	(23,333.39)
52542000	Forms	SG	100001715	11/1/2012	(17,281.57)
52542000	Forms	SG	100001715	11/1/2012	(16,284.74)
52542000	Forms	SG	100001715	11/1/2012	(18,966.57)
52548000	Heating Oil/Gas	SG	100001704	11/1/2012	4.16
52548000	Heating Oil/Gas	SG	100001704	11/1/2012	0.54
52548000	Heating Oil/Gas	SG	100001704	11/1/2012	7.76
52548000	Heating Oil/Gas	SG	100001717	11/1/2012	(448.60)
52548000	Heating Oil/Gas	SG	100001717	11/1/2012	(8.70)

Kentucky American Water Company  
Case No. 2012-00520  
Response to PSC DR1, Item 31

Account	Description	Doc Type	Document Number	Posting Date	Amount
52548000	Heating Oil/Gas	SG	100001717	11/1/2012	(665.00)
52550000	Janitorial	SG	100001701	11/1/2012	(5,403.33)
52550000	Janitorial	SG	100001701	11/1/2012	(5,403.33)
52554500	Lab Supplies	SG	100001697	11/1/2012	(1,600.00)
52554500	Lab Supplies	RE	5000002642	11/1/2012	8.24
52554500	Lab Supplies	RE	5000002642	11/1/2012	8.67
52562500	Overnight Shippng	KR	5000002646	11/1/2012	648.52
52571000	Security Svc	SG	100001697	11/1/2012	(3,808.00)
52574000	Telephone	SG	100001710	11/1/2012	(288.57)
52574000	Telephone	SG	100001710	11/1/2012	(284.63)
52574000	Telephone	SG	100001710	11/1/2012	(152.51)
52574000	Telephone	SG	100001710	11/1/2012	(16.35)
52574000	Telephone	SG	100001710	11/1/2012	(236.25)
52574000	Telephone	SG	100001710	11/1/2012	(472.50)
52574000	Telephone	SG	100001726	11/1/2012	(2,114.87)
52574000	Telephone	SG	100001726	11/1/2012	(3,645.69)
52574000	Telephone	SG	100001726	11/1/2012	(27.25)
52574000	Telephone	SG	100001726	11/1/2012	(351.98)
52574000	Telephone	SG	100001726	11/1/2012	(40.83)
52574000	Telephone	SG	100001726	11/1/2012	(13.81)
52574000	Telephone	SG	100001726	11/1/2012	(48.24)
52574000	Telephone	SG	100001726	11/1/2012	(1,009.00)
52574000	Telephone	SG	100001726	11/1/2012	(63.84)
52574000	Telephone	SG	100001726	11/1/2012	(56.41)
52574000	Telephone	SG	100001734	11/1/2012	(30,038.53)
52574100	Cell Phone	SG	100001710	11/1/2012	(100.41)
52574100	Cell Phone	SG	100001710	11/1/2012	(815.23)
52574100	Cell Phone	SG	100001710	11/1/2012	(280.59)
52574100	Cell Phone	SG	100001710	11/1/2012	(1,279.35)
52574100	Cell Phone	SG	100001710	11/1/2012	(2,230.56)
52574100	Cell Phone	SG	100001710	11/1/2012	(68.76)
52574100	Cell Phone	SG	100001710	11/1/2012	(67.25)
52574100	Cell Phone	SG	100001710	11/1/2012	(533.78)
52574100	Cell Phone	SG	100001710	11/1/2012	(59.50)
52574100	Cell Phone	SG	100001710	11/1/2012	(65.55)
52574100	Cell Phone	SG	100001710	11/1/2012	(71.07)
52574100	Cell Phone	SG	100001710	11/1/2012	(129.19)
52574100	Cell Phone	SG	100001710	11/1/2012	(282.56)
52574100	Cell Phone	SG	100001726	11/1/2012	(52.44)
52574100	Cell Phone	SG	100001726	11/1/2012	(6.32)
52574100	Cell Phone	SG	100001726	11/1/2012	(359.77)
52574100	Cell Phone	SG	100001726	11/1/2012	(763.51)
52574100	Cell Phone	SG	100001726	11/1/2012	(224.48)
52574100	Cell Phone	SG	100001726	11/1/2012	(427.03)
52574100	Cell Phone	SG	100001726	11/1/2012	(47.60)
52574100	Cell Phone	SG	100001726	11/1/2012	(53.80)
52574100	Cell Phone	SG	100001726	11/1/2012	(55.00)
52574100	Cell Phone	SG	100001726	11/1/2012	(1,657.05)
52574100	Cell Phone	SG	100001726	11/1/2012	(2,181.31)
52574100	Cell Phone	SG	100001726	11/1/2012	(687.96)
52574100	Cell Phone	SG	100001726	11/1/2012	(63.18)
52574100	Cell Phone	SG	100001726	11/1/2012	(103.35)
52574100	Cell Phone	SG	100001726	11/1/2012	(226.05)
52574100	Cell Phone	ZI	9000001100	11/1/2012	375.00
52582000	Uniforms	ZI	9000001198	11/1/2012	111.30
52582000	Uniforms	ZI	9000001199	11/1/2012	197.14
52582000	Uniforms	ZI	9000001263	11/1/2012	111.30
52582000	Uniforms	ZI	9000001543	11/1/2012	104.93
53150000	Contr Svc-Other	SG	100001696	11/1/2012	(30,000.00)
53150000	Contr Svc-Other	SG	100001696	11/1/2012	(5,000.00)
53150000	Contr Svc-Other	SG	100001696	11/1/2012	(30,000.00)
53150000	Contr Svc-Other	SG	100001696	11/1/2012	(78,000.00)
53150000	Contr Svc-Other	SG	100001696	11/1/2012	(25,000.00)
53150000	Contr Svc-Other	SG	100001697	11/1/2012	(5,000.00)
53150000	Contr Svc-Other	SG	100001698	11/1/2012	(12,599.00)
53150000	Contr Svc-Other	SG	100001698	11/1/2012	(117,961.85)
53150000	Contr Svc-Other	SG	100001698	11/1/2012	(28,036.00)
53150000	Contr Svc-Other	SG	100001698	11/1/2012	(17,415.00)
53150000	Contr Svc-Other	SG	100001699	11/1/2012	(2,800.00)
53150000	Contr Svc-Other	SG	100001701	11/1/2012	(36,267.50)
53150000	Contr Svc-Other	SG	100001712	11/1/2012	(5,404.55)
53150000	Contr Svc-Other	SG	100001713	11/1/2012	5,404.55
53150000	Contr Svc-Other	SG	100001714	11/1/2012	(5,404.55)
53150000	Contr Svc-Other	SG	100001716	11/1/2012	(5,001.01)
53150000	Contr Svc-Other	SG	100001731	11/1/2012	(5,933.25)
53150000	Contr Svc-Other	SG	100001734	11/1/2012	(360.00)
53150000	Contr Svc-Other	SG	100001734	11/1/2012	(83,785.50)

Kentucky American Water Company  
Case No. 2012-00520  
Response to PSC DR1, Item 31

Account	Description	Doc Type	Document Number	Posting Date	Amount
53150000	Contr Svc-Other	SG	100001734	11/1/2012	(978.50)
53150000	Contr Svc-Other	SG	100001734	11/1/2012	(22,793.44)
53150000	Contr Svc-Other	SG	100001734	11/1/2012	(7,292.22)
53150000	Contr Svc-Other	SG	100001734	11/1/2012	(17,222.57)
53150000	Contr Svc-Other	SG	100001734	11/1/2012	(17,380.00)
53150000	Contr Svc-Other	SG	100001735	11/1/2012	(6,127.00)
53150000	Contr Svc-Other	WE	5000002645	11/1/2012	24,965.35
53150000	Contr Svc-Other	KR	5000002651	11/1/2012	356.68
53150000	Contr Svc-Other	KR	5000002651	11/1/2012	35.67
53150000	Contr Svc-Other	KR	5000002653	11/1/2012	450.50
53150000	Contr Svc-Other	KR	5000002654	11/1/2012	181.26
53150000	Contr Svc-Other	KR	5000002655	11/1/2012	1,203.98
53150000	Contr Svc-Other	KR	5000002656	11/1/2012	1,331.36
53150000	Contr Svc-Other	KR	5000002657	11/1/2012	975.47
53150000	Contr Svc-Other	ZI	9000001242	11/1/2012	25.44
53151000	Contr Svc-Temp EE	SG	100001699	11/1/2012	(7,000.00)
53155000	Contr Svc-Legal	SG	100001692	11/1/2012	(1,248.00)
53155000	Contr Svc-Legal	SG	100001692	11/1/2012	(11,667.50)
53155000	Contr Svc-Legal	SG	100001692	11/1/2012	(1,102.20)
53155000	Contr Svc-Legal	SG	100001692	11/1/2012	(379.00)
53155000	Contr Svc-Legal	SG	100001692	11/1/2012	(198.00)
53155000	Contr Svc-Legal	SG	100001692	11/1/2012	(6,100.60)
53155000	Contr Svc-Legal	SG	100001692	11/1/2012	(198.00)
53155000	Contr Svc-Legal	SG	100001692	11/1/2012	(117.00)
53155000	Contr Svc-Legal	SG	100001692	11/1/2012	(17,768.10)
53155000	Contr Svc-Legal	SG	100001692	11/1/2012	(1,627.00)
53155000	Contr Svc-Legal	SG	100001692	11/1/2012	(1,219.20)
53155000	Contr Svc-Legal	SG	100001695	11/1/2012	(27,464.30)
53155000	Contr Svc-Legal	SG	100001695	11/1/2012	(27,464.30)
55000000	Transportation (O&M)	KR	5000002658	11/1/2012	62.19
55000000	Transportation (O&M)	KR	5000002658	11/1/2012	37.10
55000000	Transportation (O&M)	KR	5000002658	11/1/2012	28.38
55000000	Transportation (O&M)	ZI	9000001107	11/1/2012	9.23
55000000	Transportation (O&M)	ZI	9000001224	11/1/2012	15.90
55000000	Transportation (O&M)	ZI	9000001235	11/1/2012	10.00
55000000	Transportation (O&M)	ZI	9000001239	11/1/2012	11.65
55000000	Transportation (O&M)	ZI	9000001245	11/1/2012	80.00
55010100	Trans Lease Costs	SG	100001730	11/1/2012	(1,518.90)
55010200	Trans Lease Fuel	SG	100001730	11/1/2012	(82,149.45)
55010200	Trans Lease Fuel	SG	100001730	11/1/2012	(13,213.06)
55010200	Trans Lease Fuel	SG	100001730	11/1/2012	(634.35)
55010200	Trans Lease Fuel	SG	100001732	11/1/2012	(10,799.53)
55010200	Trans Lease Fuel	SG	100001732	11/1/2012	(1,725.28)
55010200	Trans Lease Fuel	SG	100001732	11/1/2012	(102.63)
55010300	Trans Lease Maint	SG	100001720	11/1/2012	(1,353.09)
55010300	Trans Lease Maint	SG	100001721	11/1/2012	(1,911.72)
55010300	Trans Lease Maint	SG	100001730	11/1/2012	(44,831.68)
55010300	Trans Lease Maint	SG	100001730	11/1/2012	(2,031.35)
55010300	Trans Lease Maint	SG	100001730	11/1/2012	(441.27)
55010300	Trans Lease Maint	SG	100001730	11/1/2012	39,306.00
62520700	Misc Main Pvg/Bckfill	SG	100001696	11/1/2012	(1,057.00)
62520700	Misc Main Pvg/Bckfill	SG	100001696	11/1/2012	(8,100.00)
62520700	Misc Main Pvg/Bckfill	SG	100001696	11/1/2012	(10,000.00)
62520700	Misc Main Pvg/Bckfill	SG	100001696	11/1/2012	(5,900.00)
62520700	Misc Main Pvg/Bckfill	SG	100001696	11/1/2012	(400.00)
62520700	Misc Main Pvg/Bckfill	SG	100001700	11/1/2012	(22,519.95)
62520700	Misc Main Pvg/Bckfill	SG	100001700	11/1/2012	(4,273.44)
62520700	Misc Main Pvg/Bckfill	SG	100001700	11/1/2012	(38.00)
62520700	Misc Main Pvg/Bckfill	SG	100001733	11/1/2012	(24,360.40)
62520700	Misc Main Pvg/Bckfill	SG	100001733	11/1/2012	(1,000.00)
62520700	Misc Main Pvg/Bckfill	SG	100001734	11/1/2012	(11,443.00)
68520000	Property Taxes	SH	9600000096	11/1/2012	349,713.04
68533000	FICA	SG	100001708	11/1/2012	(13,106.00)
68533000	FICA	SV	100001960	11/1/2012	16,063.00
68533000	FICA	PA	7000000103	11/1/2012	(8.89)
68533000	FICA	PA	7000000103	11/1/2012	(717.42)
68533000	FICA	PA	7000000103	11/1/2012	(19.24)
68533000	FICA	PA	7000000103	11/1/2012	(25.63)
68533000	FICA	PA	7000000103	11/1/2012	(5,216.32)
68533000	FICA	PA	7000000103	11/1/2012	(22.44)
68533000	FICA	PA	7000000103	11/1/2012	(172.01)
68533000	FICA	PA	7000000103	11/1/2012	(6.78)
68533000	FICA	PA	7000000103	11/1/2012	(105.58)
68533000	FICA	PA	7000000103	11/1/2012	(528.58)
68533000	FICA	PA	7000000103	11/1/2012	(15.62)
68533000	FICA	PA	7000000103	11/1/2012	(25.34)
68533000	FICA	PA	7000000103	11/1/2012	(3.90)

Kentucky American Water Company  
Case No. 2012-00520  
Response to PSC DR1, Item 31

Account	Description	Doc Type	Document Number	Posting Date	Amount
68533000	FICA	PA	7000000103	11/1/2012	(61.46)
68533000	FICA	PA	7000000103	11/1/2012	(31.54)
68533000	FICA	PA	7000000103	11/1/2012	(574.63)
68533000	FICA	PA	7000000103	11/1/2012	(713.18)
68533000	FICA	PA	7000000103	11/1/2012	(98.95)
68533000	FICA	PA	7000000103	11/1/2012	(819.28)
68533000	FICA	PA	7000000103	11/1/2012	(129.98)
68533000	FICA	PA	7000000103	11/1/2012	(9.63)
68533000	FICA	PA	7000000103	11/1/2012	(6.82)
68533000	FICA	PA	7000000103	11/1/2012	(102.29)
68533000	FICA	PA	7000000103	11/1/2012	(38.20)
68533000	FICA	PA	7000000103	11/1/2012	(46.12)
68533000	FICA	PA	7000000103	11/1/2012	(174.07)
68533000	FICA	PA	7000000103	11/1/2012	(733.00)
68533000	FICA	PA	7000000103	11/1/2012	(4.71)
68533000	FICA	PA	7000000103	11/1/2012	(15.71)
68533000	FICA	PA	7000000103	11/1/2012	(144.49)
68533000	FICA	PA	7000000103	11/1/2012	(3.84)
68533000	FICA	PA	7000000103	11/1/2012	(759.90)
68533000	FICA	PA	7000000103	11/1/2012	(87.63)
68533000	FICA	PA	7000000103	11/1/2012	(1,025.92)
68533000	FICA	PA	7000000103	11/1/2012	(206.81)
68533000	FICA	PA	7000000103	11/1/2012	(318.50)
68533000	FICA	PA	7000000103	11/1/2012	(112.17)
68533000	FICA	PA	7000000103	11/1/2012	(101.61)
68533000	FICA	PA	7000000103	11/1/2012	(103.29)
68533000	FICA	PA	7000000103	11/1/2012	(10.02)
68533000	FICA	PA	7000000103	11/1/2012	(24.82)
68533000	FICA	PA	7000000103	11/1/2012	(198.54)
68533000	FICA	PA	7000000103	11/1/2012	5.17
68533000	FICA	PA	7000000103	11/1/2012	(97.50)
68533000	FICA	PA	7000000103	11/1/2012	(314.85)
68533000	FICA	PA	7000000103	11/1/2012	(977.75)
68533000	FICA	PA	7000000103	11/1/2012	(771.13)
68533000	FICA	PA	7000000103	11/1/2012	(456.65)
68533000	FICA	PA	7000000103	11/1/2012	(233.85)
68533000	FICA	PA	7000000103	11/1/2012	(15.27)
68533000	FICA	PA	7000000103	11/1/2012	(155.02)
68533000	FICA	PA	7000000103	11/1/2012	(74.12)
68533000	FICA	PA	7000000103	11/1/2012	(184.73)
68533000	FICA	PA	7000000103	11/1/2012	(15.80)
68533000	FICA	PA	7000000103	11/1/2012	(24.15)
68533000	FICA	PA	7000000103	11/1/2012	(2,588.85)
68533000	FICA	PA	7000000103	11/1/2012	(1,650.09)
68533000	FICA	PA	7000000103	11/1/2012	(2,334.69)
68533000	FICA	PA	7000000103	11/1/2012	(49.90)
68533000	FICA	PA	7000000103	11/1/2012	(315.08)
68533000	FICA	PA	7000000103	11/1/2012	(20.98)
68533000	FICA	PA	7000000103	11/1/2012	(61.66)
68533000	FICA	PA	7000000103	11/1/2012	(144.08)
68533000	FICA	PA	7000000103	11/1/2012	(147.29)
68533000	FICA	PA	7000000103	11/1/2012	(182.36)
68533000	FICA	PA	7000000103	11/1/2012	(89.34)
68533000	FICA	PA	7000000103	11/1/2012	(889.78)
68533000	FICA	PA	7000000103	11/1/2012	(1,111.78)
68533000	FICA	PA	7000000103	11/1/2012	(83.60)
68533000	FICA	PA	7000000103	11/1/2012	(14.82)
68533000	FICA	PA	7000000103	11/1/2012	(243.90)
68533000	FICA	PA	7000000103	11/1/2012	(99.44)
68533000	FICA	PA	7000000103	11/1/2012	(72.31)
68533000	FICA	PA	7000000103	11/1/2012	(246.76)
68533000	FICA	PA	7000000103	11/1/2012	(96.02)
68533000	FICA	PA	7000000103	11/1/2012	(47.32)
68533000	FICA	PA	7000000103	11/1/2012	(94.65)
68533000	FICA	PA	7000000103	11/1/2012	(126.20)
68533000	FICA	PA	7000000103	11/1/2012	(70.89)
68533000	FICA	PA	7000000103	11/1/2012	(12.03)
68533000	FICA	PA	7000000140	11/1/2012	13.92
68533000	FICA	PA	7000000140	11/1/2012	1,111.00
68533000	FICA	PA	7000000140	11/1/2012	847.96
68533000	FICA	PA	7000000140	11/1/2012	75.97
68533000	FICA	PA	7000000140	11/1/2012	14.42
68533000	FICA	PA	7000000140	11/1/2012	25.32
68533000	FICA	PA	7000000140	11/1/2012	6.15
68533000	FICA	PA	7000000140	11/1/2012	375.96
68533000	FICA	PA	7000000140	11/1/2012	182.03
68533000	FICA	PA	7000000140	11/1/2012	12.11

Kentucky American Water Company  
Case No. 2012-00520  
Response to PSC DR1, Item 31

Account	Description	Doc Type	Document Number	Posting Date	Amount
68533000	FICA	PA	7000000140	11/1/2012	37.82
68533000	FICA	PA	7000000140	11/1/2012	409.19
68533000	FICA	PA	7000000140	11/1/2012	125.29
68533000	FICA	PA	7000000140	11/1/2012	335.13
68533000	FICA	PA	7000000140	11/1/2012	82.33
68533000	FICA	PA	7000000140	11/1/2012	2.30
68533000	FICA	PA	7000000140	11/1/2012	81.91
68533000	FICA	PA	7000000140	11/1/2012	1.43
68533000	FICA	PA	7000000140	11/1/2012	13.91
68533000	FICA	PA	7000000140	11/1/2012	16.30
68533000	FICA	PA	7000000140	11/1/2012	89.34
68533000	FICA	PA	7000000140	11/1/2012	237.02
68533000	FICA	PA	7000000140	11/1/2012	74.77
68533000	FICA	PA	7000000140	11/1/2012	21.99
68533000	FICA	PA	7000000140	11/1/2012	9.26
68533000	FICA	PA	7000000140	11/1/2012	54.41
68533000	FICA	PA	7000000140	11/1/2012	18.19
68533000	FICA	PA	7000000140	11/1/2012	7.48
68533000	FICA	PA	7000000140	11/1/2012	77.66
68533000	FICA	PA	7000000140	11/1/2012	34.15
68533000	FICA	PA	7000000140	11/1/2012	467.23
68533000	FICA	PA	7000000140	11/1/2012	44.30
68533000	FICA	PA	7000000140	11/1/2012	38.63
68533000	FICA	PA	7000000140	11/1/2012	5.06
68533000	FICA	PA	7000000140	11/1/2012	15.65
68533000	FICA	PA	7000000140	11/1/2012	72.53
68533000	FICA	PA	7000000140	11/1/2012	34.81
68533000	FICA	PA	7000000140	11/1/2012	60.93
68533000	FICA	PA	7000000140	11/1/2012	52.65
68533000	FICA	PA	7000000140	11/1/2012	48.12
68533000	FICA	PA	7000000140	11/1/2012	13.59
68533000	FICA	PA	7000000140	11/1/2012	229.82
68533000	FICA	PA	7000000140	11/1/2012	21.15
68533000	FICA	PA	7000000140	11/1/2012	80.69
68533000	FICA	PA	7000000140	11/1/2012	32.89
68533000	FICA	PA	7000000140	11/1/2012	288.22
68533000	FICA	PA	7000000140	11/1/2012	325.36
68533000	FICA	PA	7000000140	11/1/2012	67.22
68533000	FICA	PA	7000000140	11/1/2012	83.24
68533000	FICA	PA	7000000140	11/1/2012	80.31
68533000	FICA	PA	7000000140	11/1/2012	167.26
68533000	FICA	PA	7000000140	11/1/2012	32.16
68533000	FICA	PA	7000000140	11/1/2012	8.74
68533000	FICA	PA	7000000140	11/1/2012	4.75
68533000	FICA	PA	7000000140	11/1/2012	3.26
68533000	FICA	PA	7000000140	11/1/2012	23.84
68533000	FICA	PA	7000000140	11/1/2012	23.84
68533000	FICA	PA	7000000140	11/1/2012	23.84
68533000	FICA	PA	7000000140	11/1/2012	8.65
68533000	FICA	PA	7000000140	11/1/2012	25.92
68533000	FICA	PA	7000000140	11/1/2012	61.08
68533000	FICA	PA	7000000140	11/1/2012	61.41
68533000	FICA	PA	7000000140	11/1/2012	7.92
68533000	FICA	PA	7000000140	11/1/2012	1,651.90
68533000	FICA	PA	7000000140	11/1/2012	4.92
68533000	FICA	PA	7000000140	11/1/2012	325.44
68533000	FICA	PA	7000000140	11/1/2012	5.28
68533000	FICA	PA	7000000140	11/1/2012	0.67
68533000	FICA	PA	7000000140	11/1/2012	0.67
68533000	FICA	PA	7000000140	11/1/2012	0.67
68533000	FICA	PA	7000000140	11/1/2012	0.67
68533000	FICA	PA	7000000140	11/1/2012	0.67
68533000	FICA	PA	7000000140	11/1/2012	178.28
68533000	FICA	PA	7000000140	11/1/2012	136.15
68533000	FICA	PA	7000000140	11/1/2012	411.63
68533000	FICA	PA	7000000140	11/1/2012	426.03
68533000	FICA	PA	7000000140	11/1/2012	7.50
68533000	FICA	PA	7000000140	11/1/2012	14.40
68533000	FICA	PA	7000000140	11/1/2012	454.29
68533000	FICA	PA	7000000140	11/1/2012	45.29
68535000	SUTA	PA	7000000103	11/1/2012	(7.88)
68535000	SUTA	PA	7000000103	11/1/2012	(2.41)
68535000	SUTA	PA	7000000103	11/1/2012	(2.71)
68535000	SUTA	PA	7000000103	11/1/2012	(1.21)
68535000	SUTA	PA	7000000103	11/1/2012	(9.12)
68535000	SUTA	PA	7000000103	11/1/2012	(8.27)
68535000	SUTA	PA	7000000103	11/1/2012	(11.03)



Kentucky American Water Company  
Case No. 2012-00520  
Response to PSC DR1, Item 31

Account	Description	Doc Type	Document Number	Posting Date	Amount
68535000	SUTA	PA	7000000103	11/1/2012	(3.85)
68535000	SUTA	PA	7000000103	11/1/2012	(2.85)
68535000	SUTA	PA	7000000140	11/1/2012	0.33
68535000	SUTA	PA	7000000140	11/1/2012	0.85
68535000	SUTA	PA	7000000140	11/1/2012	3.89
68535000	SUTA	PA	7000000140	11/1/2012	0.28
68535000	SUTA	PA	7000000140	11/1/2012	0.56
68535000	SUTA	PA	7000000140	11/1/2012	1.60
68545000	Utility Reg Assessme	SH	9600000095	11/1/2012	12,177.99
81010000	Interest LTD	TC	3000004978	11/1/2012	(201,646.67)
81010000	Interest LTD	TC	3000004980	11/1/2012	(132,572.92)
81010000	Interest LTD	TC	3000004982	11/1/2012	(260,377.50)
81015000	Interest LTD Interco	TC	3000004984	11/1/2012	(1,174,151.04)
81015000	Interest LTD Interco	TC	3000004986	11/1/2012	(239,687.50)
81015000	Interest LTD Interco	TC	3000004988	11/1/2012	(578,409.72)
81015000	Interest LTD Interco	TC	3000004990	11/1/2012	(129,112.92)
81015000	Interest LTD Interco	TC	3000004992	11/1/2012	(42,083.33)
81020000	Div Decl P/S w/ MRR	TC	3000004994	11/1/2012	(63,525.00)
40111000	Res Sales Billed	ZA	9400001156	11/2/2012	(11.70)
40111000	Res Sales Billed	ZA	9400001156	11/2/2012	(1.48)
40111000	Res Sales Billed	ZA	9400001156	11/2/2012	(160,116.19)
40121000	Com Sales Billed	ZA	9400001156	11/2/2012	(140,980.43)
40145000	Priv Fire Billed	ZA	9400001156	11/2/2012	(9,427.90)
40151000	Publ Auth Billed	ZA	9400001156	11/2/2012	(1,250.75)
40211000	Dom WW Svc Billed	ZA	9400001156	11/2/2012	(2.88)
40310400	OthRev-NSF Ck Chrg	ZA	9400001156	11/2/2012	(72.00)
40310500	OthRev-Appl/InitFee	ZA	9400001156	11/2/2012	(26.00)
40310500	OthRev-Appl/InitFee	ZA	9400001156	11/2/2012	(2,496.00)
40310700	OthRev-Reconct Fee	ZA	9400001156	11/2/2012	(182.00)
50100000	Labor Expense	PA	7000000120	11/2/2012	267.33
50100000	Labor Expense	PA	7000000120	11/2/2012	980.90
50100000	Labor Expense	PA	7000000120	11/2/2012	4,235.18
50100000	Labor Expense	PA	7000000120	11/2/2012	259.20
50100000	Labor Expense	PA	7000000120	11/2/2012	8,351.60
50100000	Labor Expense	PA	7000000120	11/2/2012	1,036.80
50100000	Labor Expense	PA	7000000120	11/2/2012	11,482.89
50100000	Labor Expense	PA	7000000120	11/2/2012	10,673.00
50100000	Labor Expense	PA	7000000120	11/2/2012	156.83
50100000	Labor Expense	PA	7000000120	11/2/2012	133.77
50100000	Labor Expense	PA	7000000120	11/2/2012	130.79
50100000	Labor Expense	PA	7000000120	11/2/2012	133.77
50100000	Labor Expense	PA	7000000120	11/2/2012	11,292.94
50100000	Labor Expense	PA	7000000120	11/2/2012	1,463.39
50100000	Labor Expense	PA	7000000120	11/2/2012	93.75
50100000	Labor Expense	PA	7000000120	11/2/2012	2,981.20
50100000	Labor Expense	PA	7000000120	11/2/2012	786.24
50100000	Labor Expense	PA	7000000120	11/2/2012	2,739.14
50100000	Labor Expense	PA	7000000120	11/2/2012	538.56
50100000	Labor Expense	PA	7000000120	11/2/2012	24,101.13
50100000	Labor Expense	PA	7000000120	11/2/2012	21,509.22
50100000	Labor Expense	PA	7000000120	11/2/2012	763.56
50100000	Labor Expense	PA	7000000120	11/2/2012	763.56
50100000	Labor Expense	PA	7000000120	11/2/2012	73.64
50100000	Labor Expense	PA	7000000120	11/2/2012	18.41
50100000	Labor Expense	PA	7000000120	11/2/2012	18.41
50100000	Labor Expense	PA	7000000120	11/2/2012	2,579.10
50100000	Labor Expense	PA	7000000120	11/2/2012	12,884.77
50100000	Labor Expense	PA	7000000120	11/2/2012	1,835.90
50100000	Labor Expense	PA	7000000120	11/2/2012	3,450.07
50100000	Labor Expense	PA	7000000120	11/2/2012	5,514.11
50100000	Labor Expense	PA	7000000120	11/2/2012	1,704.17
50100000	Labor Expense	PA	7000000120	11/2/2012	172.24
50100000	Labor Expense	PA	7000000120	11/2/2012	153.26
50100000	Labor Expense	PA	7000000120	11/2/2012	578.88
50100000	Labor Expense	PA	7000000120	11/2/2012	3,692.08
50100000	Labor Expense	PA	7000000120	11/2/2012	217.44
50100000	Labor Expense	PA	7000000120	11/2/2012	1,098.00
50100000	Labor Expense	PA	7000000120	11/2/2012	6,752.34
50100000	Labor Expense	PA	7000000120	11/2/2012	7,053.36
50100000	Labor Expense	PA	7000000120	11/2/2012	37,449.04
50100000	Labor Expense	PA	7000000120	11/2/2012	457.60
50100000	Labor Expense	PA	7000000120	11/2/2012	9,024.80
50100000	Labor Expense	PA	7000000120	11/2/2012	192.44
50100000	Labor Expense	PA	7000000120	11/2/2012	6,698.66
50100000	Labor Expense	PA	7000000120	11/2/2012	874.52
50100000	Labor Expense	PA	7000000120	11/2/2012	88.72
50100000	Labor Expense	PA	7000000120	11/2/2012	2,314.91

Kentucky American Water Company  
Case No. 2012-00520  
Response to PSC DR1, Item 31

Account	Description	Doc Type	Document Number	Posting Date	Amount
50100000	Labor Expense	PA	7000000120	11/2/2012	86.32
50100000	Labor Expense	PA	7000000120	11/2/2012	901.56
50100000	Labor Expense	PA	7000000120	11/2/2012	864.80
50100000	Labor Expense	PA	7000000120	11/2/2012	964.90
50100000	Labor Expense	PA	7000000120	11/2/2012	928.55
50100000	Labor Expense	PA	7000000120	11/2/2012	5,777.52
50100000	Labor Expense	PA	7000000120	11/2/2012	828.63
50100000	Labor Expense	PA	7000000120	11/2/2012	786.61
50100000	Labor Expense	PA	7000000120	11/2/2012	1,288.70
50100000	Labor Expense	PA	7000000120	11/2/2012	168.42
50100000	Labor Expense	PA	7000000120	11/2/2012	1,905.13
50100000	Labor Expense	PA	7000000120	11/2/2012	773.76
50100000	Labor Expense	PA	7000000120	11/2/2012	580.32
50100000	Labor Expense	PA	7000000120	11/2/2012	196.92
50100000	Labor Expense	PA	7000000120	11/2/2012	972.96
50100000	Labor Expense	PA	7000000120	11/2/2012	420.00
50100000	Labor Expense	PA	7000000120	11/2/2012	206.36
50100000	Labor Expense	PA	7000000120	11/2/2012	1,998.44
50100000	Labor Expense	PA	7000000120	11/2/2012	13,509.09
50100000	Labor Expense	PA	7000000120	11/2/2012	10,353.14
50100000	Labor Expense	PA	7000000120	11/2/2012	2,595.44
50100000	Labor Expense	PA	7000000120	11/2/2012	1,026.60
50100000	Labor Expense	PA	7000000120	11/2/2012	182.00
50100000	Labor Expense	PA	7000000120	11/2/2012	802.20
50100000	Labor Expense	PA	7000000120	11/2/2012	641.76
50100000	Labor Expense	PA	7000000120	11/2/2012	481.32
50100000	Labor Expense	PA	7000000120	11/2/2012	224.86
50100000	Labor Expense	PA	7000000120	11/2/2012	446.48
50100000	Labor Expense	PA	7000000120	11/2/2012	61.62
50100000	Labor Expense	PA	7000000120	11/2/2012	499.44
50100000	Labor Expense	PA	7000000120	11/2/2012	786.24
50100000	Labor Expense	PA	7000000120	11/2/2012	228.90
50100000	Labor Expense	PA	7000000120	11/2/2012	228.90
50100000	Labor Expense	PA	7000000120	11/2/2012	550.03
50100000	Labor Expense	PA	7000000120	11/2/2012	359.70
50100000	Labor Expense	PA	7000000137	11/2/2012	980.00
50110000	Labor NS OT -Natural	PA	7000000120	11/2/2012	138.16
50110000	Labor NS OT -Natural	PA	7000000120	11/2/2012	1,137.10
50110000	Labor NS OT -Natural	PA	7000000120	11/2/2012	92.03
50110000	Labor NS OT -Natural	PA	7000000120	11/2/2012	996.85
50110000	Labor NS OT -Natural	PA	7000000120	11/2/2012	2,741.76
50110000	Labor NS OT -Natural	PA	7000000120	11/2/2012	34.62
50110000	Labor NS OT -Natural	PA	7000000120	11/2/2012	102.36
50110000	Labor NS OT -Natural	PA	7000000120	11/2/2012	916.88
50110000	Labor NS OT -Natural	PA	7000000120	11/2/2012	967.34
50110000	Labor NS OT -Natural	PA	7000000120	11/2/2012	70.87
50110000	Labor NS OT -Natural	PA	7000000120	11/2/2012	1,415.29
50110000	Labor NS OT -Natural	PA	7000000120	11/2/2012	1,555.48
50110000	Labor NS OT -Natural	PA	7000000120	11/2/2012	356.60
50110000	Labor NS OT -Natural	PA	7000000120	11/2/2012	88.59
50110000	Labor NS OT -Natural	PA	7000000120	11/2/2012	55.79
50110000	Labor NS OT -Natural	PA	7000000120	11/2/2012	464.26
50110000	Labor NS OT -Natural	PA	7000000120	11/2/2012	9,169.58
50110000	Labor NS OT -Natural	PA	7000000120	11/2/2012	375.04
50110000	Labor NS OT -Natural	PA	7000000120	11/2/2012	555.53
50110000	Labor NS OT -Natural	PA	7000000120	11/2/2012	275.24
50110000	Labor NS OT -Natural	PA	7000000120	11/2/2012	1,071.50
50110000	Labor NS OT -Natural	PA	7000000120	11/2/2012	300.54
50110000	Labor NS OT -Natural	PA	7000000120	11/2/2012	2,192.61
50110000	Labor NS OT -Natural	PA	7000000120	11/2/2012	953.96
50110000	Labor NS OT -Natural	PA	7000000120	11/2/2012	34.54
50110000	Labor NS OT -Natural	PA	7000000120	11/2/2012	64.74
50110000	Labor NS OT -Natural	PA	7000000120	11/2/2012	2,101.76
50110000	Labor NS OT -Natural	PA	7000000120	11/2/2012	18.13
50110000	Labor NS OT -Natural	PA	7000000120	11/2/2012	69.22
50110000	Labor NS OT -Natural	PA	7000000120	11/2/2012	289.17
50110000	Labor NS OT -Natural	PA	7000000120	11/2/2012	90.72
50110000	Labor NS OT -Natural	PA	7000000120	11/2/2012	3,400.67
50110000	Labor NS OT -Natural	PA	7000000120	11/2/2012	409.53
50110000	Labor NS OT -Natural	PA	7000000120	11/2/2012	414.76
50110000	Labor NS OT -Natural	PA	7000000120	11/2/2012	870.24
50120000	Labor OT - Natural	PA	7000000120	11/2/2012	8.96
50421000	401k Expense	PA	7000000120	11/2/2012	39.26
50421000	401k Expense	PA	7000000120	11/2/2012	6.48
50421000	401k Expense	PA	7000000120	11/2/2012	25.92
50421000	401k Expense	PA	7000000120	11/2/2012	69.48
50421000	401k Expense	PA	7000000120	11/2/2012	217.40

Kentucky American Water Company  
Case No. 2012-00520  
Response to PSC DR1, Item 31

Account	Description	Doc Type	Document Number	Posting Date	Amount
50421000	401k Expense	PA	7000000120	11/2/2012	74.50
50421000	401k Expense	PA	7000000120	11/2/2012	6.74
50421000	401k Expense	PA	7000000120	11/2/2012	9.66
50421000	401k Expense	PA	7000000120	11/2/2012	383.58
50421000	401k Expense	PA	7000000120	11/2/2012	11.50
50421000	401k Expense	PA	7000000120	11/2/2012	6.48
50421000	401k Expense	PA	7000000120	11/2/2012	0.54
50421000	401k Expense	PA	7000000120	11/2/2012	4.59
50421000	401k Expense	PA	7000000120	11/2/2012	1.62
50421000	401k Expense	PA	7000000120	11/2/2012	17.57
50421000	401k Expense	PA	7000000120	11/2/2012	6.48
50421000	401k Expense	PA	7000000120	11/2/2012	21.60
50421000	401k Expense	PA	7000000120	11/2/2012	3.75
50421000	401k Expense	PA	7000000120	11/2/2012	3.51
50421000	401k Expense	PA	7000000120	11/2/2012	481.48
50421000	401k Expense	PA	7000000120	11/2/2012	382.86
50421000	401k Expense	PA	7000000120	11/2/2012	51.27
50421000	401k Expense	PA	7000000120	11/2/2012	132.81
50421000	401k Expense	PA	7000000120	11/2/2012	5.44
50421000	401k Expense	PA	7000000120	11/2/2012	2.94
50421000	401k Expense	PA	7000000120	11/2/2012	0.74
50421000	401k Expense	PA	7000000120	11/2/2012	14.26
50421000	401k Expense	PA	7000000120	11/2/2012	147.74
50421000	401k Expense	PA	7000000120	11/2/2012	53.32
50421000	401k Expense	PA	7000000120	11/2/2012	94.79
50421000	401k Expense	PA	7000000120	11/2/2012	126.90
50421000	401k Expense	PA	7000000120	11/2/2012	295.25
50421000	401k Expense	PA	7000000120	11/2/2012	68.04
50421000	401k Expense	PA	7000000120	11/2/2012	233.01
50421000	401k Expense	PA	7000000120	11/2/2012	1.29
50421000	401k Expense	PA	7000000120	11/2/2012	0.87
50421000	401k Expense	PA	7000000120	11/2/2012	1.72
50421000	401k Expense	PA	7000000120	11/2/2012	3.51
50421000	401k Expense	PA	7000000120	11/2/2012	5.35
50421000	401k Expense	PA	7000000120	11/2/2012	6.28
50421000	401k Expense	PA	7000000120	11/2/2012	24.44
50421000	401k Expense	PA	7000000120	11/2/2012	128.63
50421000	401k Expense	PA	7000000120	11/2/2012	676.90
50421000	401k Expense	PA	7000000120	11/2/2012	11.44
50421000	401k Expense	PA	7000000120	11/2/2012	256.30
50421000	401k Expense	PA	7000000120	11/2/2012	136.71
50421000	401k Expense	PA	7000000120	11/2/2012	4.81
50421000	401k Expense	PA	7000000120	11/2/2012	161.63
50421000	401k Expense	PA	7000000120	11/2/2012	57.77
50421000	401k Expense	PA	7000000120	11/2/2012	21.85
50421000	401k Expense	PA	7000000120	11/2/2012	36.06
50421000	401k Expense	PA	7000000120	11/2/2012	2.22
50421000	401k Expense	PA	7000000120	11/2/2012	106.26
50421000	401k Expense	PA	7000000120	11/2/2012	325.81
50421000	401k Expense	PA	7000000120	11/2/2012	27.45
50421000	401k Expense	PA	7000000120	11/2/2012	82.29
50421000	401k Expense	PA	7000000120	11/2/2012	22.37
50421000	401k Expense	PA	7000000120	11/2/2012	94.80
50421000	401k Expense	PA	7000000120	11/2/2012	26.56
50421000	401k Expense	PA	7000000120	11/2/2012	0.45
50421000	401k Expense	PA	7000000120	11/2/2012	26.90
50421000	401k Expense	PA	7000000120	11/2/2012	19.36
50421000	401k Expense	PA	7000000120	11/2/2012	14.48
50421000	401k Expense	PA	7000000120	11/2/2012	27.93
50421000	401k Expense	PA	7000000120	11/2/2012	10.50
50421000	401k Expense	PA	7000000120	11/2/2012	14.44
50421000	401k Expense	PA	7000000120	11/2/2012	24.04
50421000	401k Expense	PA	7000000120	11/2/2012	19.26
50421000	401k Expense	PA	7000000120	11/2/2012	22.00
50421000	401k Expense	PA	7000000120	11/2/2012	12.43
50421000	401k Expense	PA	7000000120	11/2/2012	19.64
50421000	401k Expense	PA	7000000120	11/2/2012	6.15
50421000	401k Expense	PA	7000000120	11/2/2012	21.02
50421000	401k Expense	PA	7000000120	11/2/2012	9.15
50421000	401k Expense	PA	7000000120	11/2/2012	9.17
50421000	401k Expense	PA	7000000120	11/2/2012	14.39
50421000	401k Expense	PA	7000000137	11/2/2012	(7.14)
50421000	401k Expense	PA	7000000137	11/2/2012	7.14
50422000	DCP Expense	PA	7000000120	11/2/2012	159.71
50422000	DCP Expense	PA	7000000120	11/2/2012	51.51
50422000	DCP Expense	PA	7000000120	11/2/2012	500.29
50422000	DCP Expense	PA	7000000120	11/2/2012	97.94

Kentucky American Water Company  
Case No. 2012-00520  
Response to PSC DR1, Item 31

Account	Description	Doc Type	Document Number	Posting Date	Amount
50422000	DCP Expense	PA	7000000120	11/2/2012	651.59
50422000	DCP Expense	PA	7000000120	11/2/2012	21.36
50422000	DCP Expense	PA	7000000120	11/2/2012	289.66
50422000	DCP Expense	PA	7000000120	11/2/2012	6.87
50422000	DCP Expense	PA	7000000120	11/2/2012	8.85
50422000	DCP Expense	PA	7000000120	11/2/2012	311.22
50422000	DCP Expense	PA	7000000120	11/2/2012	586.84
50422000	DCP Expense	PA	7000000120	11/2/2012	19.02
50422000	DCP Expense	PA	7000000120	11/2/2012	4.92
50422000	DCP Expense	PA	7000000120	11/2/2012	11.19
50422000	DCP Expense	PA	7000000120	11/2/2012	76.68
50422000	DCP Expense	PA	7000000120	11/2/2012	4.60
50422000	DCP Expense	PA	7000000120	11/2/2012	241.31
50422000	DCP Expense	PA	7000000120	11/2/2012	34.93
50422000	DCP Expense	PA	7000000120	11/2/2012	3.86
50422000	DCP Expense	PA	7000000120	11/2/2012	0.97
50422000	DCP Expense	PA	7000000120	11/2/2012	6.83
50422000	DCP Expense	PA	7000000120	11/2/2012	26.16
50422000	DCP Expense	PA	7000000120	11/2/2012	63.20
50422000	DCP Expense	PA	7000000120	11/2/2012	204.89
50422000	DCP Expense	PA	7000000120	11/2/2012	125.42
50422000	DCP Expense	PA	7000000120	11/2/2012	9.92
50422000	DCP Expense	PA	7000000120	11/2/2012	75.85
50422000	DCP Expense	PA	7000000120	11/2/2012	360.70
50422000	DCP Expense	PA	7000000120	11/2/2012	30.39
50422000	DCP Expense	PA	7000000120	11/2/2012	1,035.09
50422000	DCP Expense	PA	7000000120	11/2/2012	136.57
50422000	DCP Expense	PA	7000000120	11/2/2012	47.33
50422000	DCP Expense	PA	7000000120	11/2/2012	12.03
50422000	DCP Expense	PA	7000000120	11/2/2012	12.02
50422000	DCP Expense	PA	7000000120	11/2/2012	142.46
50422000	DCP Expense	PA	7000000120	11/2/2012	11.20
50422000	DCP Expense	PA	7000000120	11/2/2012	42.09
50422000	DCP Expense	PA	7000000120	11/2/2012	33.70
50422000	DCP Expense	PA	7000000120	11/2/2012	25.27
50422000	DCP Expense	PA	7000000120	11/2/2012	16.85
50422000	DCP Expense	PA	7000000120	11/2/2012	4.20
50422000	DCP Expense	PA	7000000120	11/2/2012	23.10
50422000	DCP Expense	PA	7000000120	11/2/2012	100.09
50422000	DCP Expense	PA	7000000120	11/2/2012	2.10
50422000	DCP Expense	PA	7000000120	11/2/2012	8.40
50422000	DCP Expense	PA	7000000120	11/2/2012	29.21
50422000	DCP Expense	PA	7000000120	11/2/2012	102.00
50422000	DCP Expense	PA	7000000120	11/2/2012	18.90
50422000	DCP Expense	PA	7000000120	11/2/2012	21.03
50422000	DCP Expense	PA	7000000120	11/2/2012	12.60
50422000	DCP Expense	PA	7000000120	11/2/2012	51.02
50422000	DCP Expense	PA	7000000120	11/2/2012	28.85
50422000	DCP Expense	PA	7000000120	11/2/2012	189.96
50422000	DCP Expense	PA	7000000120	11/2/2012	516.80
50422000	DCP Expense	PA	7000000120	11/2/2012	42.03
50422000	DCP Expense	PA	7000000120	11/2/2012	16.32
50422000	DCP Expense	PA	7000000120	11/2/2012	272.86
50422000	DCP Expense	PA	7000000120	11/2/2012	100.97
50422000	DCP Expense	PA	7000000120	11/2/2012	154.14
50422000	DCP Expense	PA	7000000120	11/2/2012	173.27
50422000	DCP Expense	PA	7000000120	11/2/2012	53.54
50422000	DCP Expense	PA	7000000120	11/2/2012	18.88
50451000	Employee Awards	KR	5000002663	11/2/2012	113.60
50451000	Employee Awards	KR	5000002663	11/2/2012	80.97
50451000	Employee Awards	KR	5000002663	11/2/2012	44.10
50550000	Group Insur Expense	PA	7000000120	11/2/2012	87.72
50550000	Group Insur Expense	PA	7000000120	11/2/2012	25.61
50550000	Group Insur Expense	PA	7000000120	11/2/2012	3,134.09
50550000	Group Insur Expense	PA	7000000120	11/2/2012	2,593.34
50550000	Group Insur Expense	PA	7000000120	11/2/2012	252.58
50550000	Group Insur Expense	PA	7000000120	11/2/2012	59.64
50550000	Group Insur Expense	PA	7000000120	11/2/2012	238.28
50550000	Group Insur Expense	PA	7000000120	11/2/2012	1,824.50
50550000	Group Insur Expense	PA	7000000120	11/2/2012	535.45
50550000	Group Insur Expense	PA	7000000120	11/2/2012	33.36
50550000	Group Insur Expense	PA	7000000120	11/2/2012	36.25
50550000	Group Insur Expense	PA	7000000120	11/2/2012	1,621.25
50550000	Group Insur Expense	PA	7000000120	11/2/2012	214.82
50550000	Group Insur Expense	PA	7000000120	11/2/2012	117.15
50550000	Group Insur Expense	PA	7000000120	11/2/2012	15.32
50550000	Group Insur Expense	PA	7000000120	11/2/2012	193.58

Kentucky American Water Company  
Case No. 2012-00520  
Response to PSC DR1, Item 31

Account	Description	Doc Type	Document Number	Posting Date	Amount
50550000	Group Insur Expense	PA	7000000120	11/2/2012	56.90
50550000	Group Insur Expense	PA	7000000120	11/2/2012	621.46
50550000	Group Insur Expense	PA	7000000120	11/2/2012	553.66
50550000	Group Insur Expense	PA	7000000120	11/2/2012	169.75
50550000	Group Insur Expense	PA	7000000120	11/2/2012	18.09
50550000	Group Insur Expense	PA	7000000120	11/2/2012	557.59
50550000	Group Insur Expense	PA	7000000120	11/2/2012	140.06
50550000	Group Insur Expense	PA	7000000120	11/2/2012	5,906.16
50550000	Group Insur Expense	PA	7000000120	11/2/2012	5,036.06
50550000	Group Insur Expense	PA	7000000120	11/2/2012	375.65
50550000	Group Insur Expense	PA	7000000120	11/2/2012	76.75
50550000	Group Insur Expense	PA	7000000120	11/2/2012	76.79
50550000	Group Insur Expense	PA	7000000120	11/2/2012	5.56
50550000	Group Insur Expense	PA	7000000120	11/2/2012	22.22
50550000	Group Insur Expense	PA	7000000120	11/2/2012	84.44
50550000	Group Insur Expense	PA	7000000120	11/2/2012	865.78
50550000	Group Insur Expense	PA	7000000120	11/2/2012	289.38
50550000	Group Insur Expense	PA	7000000120	11/2/2012	59.15
50550000	Group Insur Expense	PA	7000000120	11/2/2012	47.90
50550000	Group Insur Expense	PA	7000000120	11/2/2012	105.98
50550000	Group Insur Expense	PA	7000000120	11/2/2012	489.00
50550000	Group Insur Expense	PA	7000000120	11/2/2012	59.38
50550000	Group Insur Expense	PA	7000000120	11/2/2012	1,011.65
50550000	Group Insur Expense	PA	7000000120	11/2/2012	1,649.39
50550000	Group Insur Expense	PA	7000000120	11/2/2012	8,583.32
50550000	Group Insur Expense	PA	7000000120	11/2/2012	82.87
50550000	Group Insur Expense	PA	7000000120	11/2/2012	1,919.60
50550000	Group Insur Expense	PA	7000000120	11/2/2012	30.12
50550000	Group Insur Expense	PA	7000000120	11/2/2012	1,504.95
50550000	Group Insur Expense	PA	7000000120	11/2/2012	982.93
50550000	Group Insur Expense	PA	7000000120	11/2/2012	543.82
50550000	Group Insur Expense	PA	7000000120	11/2/2012	1,366.55
50550000	Group Insur Expense	PA	7000000120	11/2/2012	473.85
50550000	Group Insur Expense	PA	7000000120	11/2/2012	173.05
50550000	Group Insur Expense	PA	7000000120	11/2/2012	19.67
50550000	Group Insur Expense	PA	7000000120	11/2/2012	500.44
50550000	Group Insur Expense	PA	7000000120	11/2/2012	27.03
50550000	Group Insur Expense	PA	7000000120	11/2/2012	211.23
50550000	Group Insur Expense	PA	7000000120	11/2/2012	3,184.45
50550000	Group Insur Expense	PA	7000000120	11/2/2012	234.53
50550000	Group Insur Expense	PA	7000000120	11/2/2012	1,298.17
50550000	Group Insur Expense	PA	7000000120	11/2/2012	246.72
50550000	Group Insur Expense	PA	7000000120	11/2/2012	287.52
50550000	Group Insur Expense	PA	7000000120	11/2/2012	236.92
50550000	Group Insur Expense	PA	7000000120	11/2/2012	177.77
50550000	Group Insur Expense	PA	7000000120	11/2/2012	275.94
50550000	Group Insur Expense	PA	7000000120	11/2/2012	621.17
50550000	Group Insur Expense	PA	7000000120	11/2/2012	118.55
50550000	Group Insur Expense	PA	7000000120	11/2/2012	47.81
50550000	Group Insur Expense	PA	7000000120	11/2/2012	224.04
50550000	Group Insur Expense	PA	7000000120	11/2/2012	539.10
50550000	Group Insur Expense	PA	7000000120	11/2/2012	44.52
50550000	Group Insur Expense	PA	7000000120	11/2/2012	244.45
50550000	Group Insur Expense	PA	7000000120	11/2/2012	2,008.19
50550000	Group Insur Expense	PA	7000000120	11/2/2012	1,588.74
50550000	Group Insur Expense	PA	7000000120	11/2/2012	141.96
50550000	Group Insur Expense	PA	7000000120	11/2/2012	104.38
50550000	Group Insur Expense	PA	7000000120	11/2/2012	56.14
50550000	Group Insur Expense	PA	7000000120	11/2/2012	44.92
50550000	Group Insur Expense	PA	7000000120	11/2/2012	33.70
50550000	Group Insur Expense	PA	7000000120	11/2/2012	317.52
50550000	Group Insur Expense	PA	7000000120	11/2/2012	30.47
50550000	Group Insur Expense	PA	7000000120	11/2/2012	19.43
50550000	Group Insur Expense	PA	7000000120	11/2/2012	97.47
50550000	Group Insur Expense	PA	7000000120	11/2/2012	516.76
50550000	Group Insur Expense	PA	7000000120	11/2/2012	19.42
50550000	Group Insur Expense	PA	7000000120	11/2/2012	37.27
50550000	Group Insur Expense	PA	7000000137	11/2/2012	(367.08)
50550000	Group Insur Expense	PA	7000000137	11/2/2012	367.08
52000000	M&S Expense (O&M)	WA	5000002679	11/2/2012	6,546.97
52000000	M&S Expense (O&M)	WA	5000002679	11/2/2012	7.11
52000000	M&S Expense (O&M)	WA	5000002679	11/2/2012	8.95
52000000	M&S Expense (O&M)	WA	5000002680	11/2/2012	10,792.20
52000000	M&S Expense (O&M)	WA	5000002680	11/2/2012	566.12
52000000	M&S Expense (O&M)	WA	5000002680	11/2/2012	3,711.27
52000000	M&S Expense (O&M)	WA	5000002681	11/2/2012	685.25
52000000	M&S Expense (O&M)	WA	5000002681	11/2/2012	81.33

Kentucky American Water Company  
Case No. 2012-00520  
Response to PSC DR1, Item 31

Account	Description	Doc Type	Document Number	Posting Date	Amount
52000000	M&S Expense (O&M)	WA	5000002681	11/2/2012	44.63
52000000	M&S Expense (O&M)	WA	5000002681	11/2/2012	150.76
52000000	M&S Expense (O&M)	WA	5000002681	11/2/2012	14.76
52000000	M&S Expense (O&M)	WA	5000002681	11/2/2012	16.06
52000000	M&S Expense (O&M)	WA	5000002681	11/2/2012	70.82
52000000	M&S Expense (O&M)	WA	5000002681	11/2/2012	56.61
52000000	M&S Expense (O&M)	WA	5000002681	11/2/2012	28.44
52000000	M&S Expense (O&M)	WA	5000002681	11/2/2012	44.82
52000000	M&S Expense (O&M)	ZI	9000001177	11/2/2012	402.65
52000000	M&S Expense (O&M)	ZI	9000001244	11/2/2012	54.03
52500000	Misc Expense (O&M)	WE	5000002674	11/2/2012	948.06
52500000	Misc Expense (O&M)	WE	5000002674	11/2/2012	792.03
52500000	Misc Expense (O&M)	WE	5000002675	11/2/2012	135.95
52500000	Misc Expense (O&M)	WE	5000002676	11/2/2012	1,127.84
52500000	Misc Expense (O&M)	WE	5000002677	11/2/2012	1,127.84
52534000	Employee Expenses	DR	4000003420	11/2/2012	(112.05)
52534000	Employee Expenses	DR	4000003420	11/2/2012	(96.54)
52534000	Employee Expenses	PA	7000000120	11/2/2012	31.00
52535000	Meals Deductible	KR	5000002663	11/2/2012	67.17
52554500	Lab Supplies	RE	5000002659	11/2/2012	16.91
52554500	Lab Supplies	RE	5000002660	11/2/2012	4.55
52554500	Lab Supplies	RE	5000002660	11/2/2012	16.23
52554500	Lab Supplies	RE	5000002661	11/2/2012	13.73
52554500	Lab Supplies	RE	5000002667	11/2/2012	3.27
52554500	Lab Supplies	RE	5000002667	11/2/2012	2.87
52554500	Lab Supplies	RE	5000002667	11/2/2012	3.53
52554500	Lab Supplies	RE	5000002667	11/2/2012	7.75
52554500	Lab Supplies	RE	5000002667	11/2/2012	9.00
52554500	Lab Supplies	RE	5000002667	11/2/2012	13.81
52574000	Telephone	WE	5000002673	11/2/2012	5,671.50
52574000	Telephone	WE	5000002673	11/2/2012	648.00
52578000	Trash Removal	KR	5000002672	11/2/2012	118.03
52586000	PO Small Differences	RE	5000002667	11/2/2012	20.38
55000000	Transportation (O&M)	KR	5000002671	11/2/2012	689.38
55000000	Transportation (O&M)	KR	5000002671	11/2/2012	225.66
55000000	Transportation (O&M)	KR	5000002671	11/2/2012	10.05
57010000	Uncoll Accts Exp	ZA	9400001156	11/2/2012	(111.97)
57010000	Uncoll Accts Exp	ZA	9400001156	11/2/2012	(54.02)
68533000	FICA	PA	7000000120	11/2/2012	29.68
68533000	FICA	PA	7000000120	11/2/2012	11.61
68533000	FICA	PA	7000000120	11/2/2012	844.34
68533000	FICA	PA	7000000120	11/2/2012	955.34
68533000	FICA	PA	7000000120	11/2/2012	71.34
68533000	FICA	PA	7000000120	11/2/2012	18.98
68533000	FICA	PA	7000000120	11/2/2012	76.04
68533000	FICA	PA	7000000120	11/2/2012	616.48
68533000	FICA	PA	7000000120	11/2/2012	12.37
68533000	FICA	PA	7000000120	11/2/2012	9.45
68533000	FICA	PA	7000000120	11/2/2012	907.26
68533000	FICA	PA	7000000120	11/2/2012	53.38
68533000	FICA	PA	7000000120	11/2/2012	16.33
68533000	FICA	PA	7000000120	11/2/2012	225.68
68533000	FICA	PA	7000000120	11/2/2012	165.54
68533000	FICA	PA	7000000120	11/2/2012	63.65
68533000	FICA	PA	7000000120	11/2/2012	6.91
68533000	FICA	PA	7000000120	11/2/2012	220.50
68533000	FICA	PA	7000000120	11/2/2012	201.80
68533000	FICA	PA	7000000120	11/2/2012	39.13
68533000	FICA	PA	7000000120	11/2/2012	1,964.56
68533000	FICA	PA	7000000120	11/2/2012	1,671.95
68533000	FICA	PA	7000000120	11/2/2012	124.50
68533000	FICA	PA	7000000120	11/2/2012	57.52
68533000	FICA	PA	7000000120	11/2/2012	57.54
68533000	FICA	PA	7000000120	11/2/2012	5.26
68533000	FICA	PA	7000000120	11/2/2012	1.32
68533000	FICA	PA	7000000120	11/2/2012	35.96
68533000	FICA	PA	7000000120	11/2/2012	220.65
68533000	FICA	PA	7000000120	11/2/2012	487.71
68533000	FICA	PA	7000000120	11/2/2012	195.26
68533000	FICA	PA	7000000120	11/2/2012	12.28
68533000	FICA	PA	7000000120	11/2/2012	16.28
68533000	FICA	PA	7000000120	11/2/2012	42.89
68533000	FICA	PA	7000000120	11/2/2012	272.14
68533000	FICA	PA	7000000120	11/2/2012	15.00
68533000	FICA	PA	7000000120	11/2/2012	499.52
68533000	FICA	PA	7000000120	11/2/2012	588.30
68533000	FICA	PA	7000000120	11/2/2012	3,425.27

Kentucky American Water Company  
Case No. 2012-00520  
Response to PSC DR1, Item 31

Account	Description	Doc Type	Document Number	Posting Date	Amount
68533000	FICA	PA	7000000120	11/2/2012	34.35
68533000	FICA	PA	7000000120	11/2/2012	687.61
68533000	FICA	PA	7000000120	11/2/2012	13.94
68533000	FICA	PA	7000000120	11/2/2012	482.12
68533000	FICA	PA	7000000120	11/2/2012	258.02
68533000	FICA	PA	7000000120	11/2/2012	80.64
68533000	FICA	PA	7000000120	11/2/2012	349.42
68533000	FICA	PA	7000000120	11/2/2012	123.96
68533000	FICA	PA	7000000120	11/2/2012	64.33
68533000	FICA	PA	7000000120	11/2/2012	6.50
68533000	FICA	PA	7000000120	11/2/2012	198.40
68533000	FICA	PA	7000000120	11/2/2012	6.21
68533000	FICA	PA	7000000120	11/2/2012	65.39
68533000	FICA	PA	7000000120	11/2/2012	800.49
68533000	FICA	PA	7000000120	11/2/2012	108.60
68533000	FICA	PA	7000000120	11/2/2012	36.45
68533000	FICA	PA	7000000120	11/2/2012	505.08
68533000	FICA	PA	7000000120	11/2/2012	64.69
68533000	FICA	PA	7000000120	11/2/2012	94.50
68533000	FICA	PA	7000000120	11/2/2012	142.08
68533000	FICA	PA	7000000120	11/2/2012	55.64
68533000	FICA	PA	7000000120	11/2/2012	41.71
68533000	FICA	PA	7000000120	11/2/2012	91.96
68533000	FICA	PA	7000000120	11/2/2012	320.99
68533000	FICA	PA	7000000120	11/2/2012	65.11
68533000	FICA	PA	7000000120	11/2/2012	16.96
68533000	FICA	PA	7000000120	11/2/2012	81.96
68533000	FICA	PA	7000000120	11/2/2012	23.88
68533000	FICA	PA	7000000120	11/2/2012	15.11
68533000	FICA	PA	7000000120	11/2/2012	36.80
68533000	FICA	PA	7000000120	11/2/2012	714.90
68533000	FICA	PA	7000000120	11/2/2012	447.84
68533000	FICA	PA	7000000120	11/2/2012	60.66
68533000	FICA	PA	7000000120	11/2/2012	43.05
68533000	FICA	PA	7000000120	11/2/2012	31.52
68533000	FICA	PA	7000000120	11/2/2012	48.54
68533000	FICA	PA	7000000120	11/2/2012	36.40
68533000	FICA	PA	7000000120	11/2/2012	4.47
68533000	FICA	PA	7000000120	11/2/2012	55.32
68533000	FICA	PA	7000000120	11/2/2012	27.11
68533000	FICA	PA	7000000120	11/2/2012	17.28
68533000	FICA	PA	7000000120	11/2/2012	17.25
68533000	FICA	PA	7000000120	11/2/2012	40.65
68533000	FICA	PA	7000000120	11/2/2012	12.52
68533000	FICA	PA	7000000137	11/2/2012	(16.26)
68533000	FICA	PA	7000000137	11/2/2012	16.26
68535000	SUTA	PA	7000000120	11/2/2012	2.35
68535000	SUTA	PA	7000000120	11/2/2012	3.54
68535000	SUTA	PA	7000000120	11/2/2012	2.36
68535000	SUTA	PA	7000000120	11/2/2012	3.43
68535000	SUTA	PA	7000000120	11/2/2012	0.99
68535000	SUTA	PA	7000000120	11/2/2012	6.36
68535000	SUTA	PA	7000000120	11/2/2012	11.40
68535000	SUTA	PA	7000000120	11/2/2012	15.22
68535000	SUTA	PA	7000000120	11/2/2012	3.10
72802000	CIAC Rcpt Svcs Clrg	DR	4000003429	11/2/2012	(3,536.00)
72802000	CIAC Rcpt Svcs Clrg	DR	4000003429	11/2/2012	(3,536.00)
72802000	CIAC Rcpt Svcs Clrg	DR	4000003437	11/2/2012	(2,242.00)
72802000	CIAC Rcpt Svcs Clrg	DR	4000003442	11/2/2012	(3,406.00)
72802100	CIAC Rcpt Non-SrvClr	DR	4000003406	11/2/2012	(8,170.00)
52000000	M&S Expense (O&M)	KR	5000002685	11/3/2012	350.41
52000000	M&S Expense (O&M)	KR	5000002686	11/3/2012	679.12
52500000	Misc Expense (O&M)	KR	5000002683	11/3/2012	1,638.34
52500000	Misc Expense (O&M)	KR	5000002684	11/3/2012	3,841.70
52571100	Add'l Security Costs	KR	5000002687	11/3/2012	701.00
52571100	Add'l Security Costs	KR	5000002687	11/3/2012	175.25
52571100	Add'l Security Costs	KR	5000002687	11/3/2012	132.50
53150000	Contr Svc-Other	KG	5000002689	11/3/2012	(2,668.43)
55000000	Transportation (O&M)	KR	5000002688	11/3/2012	658.47
52562500	Overnight Shippng	KR	5000002690	11/4/2012	50.50
50450000	Other Welfare	ZI	9000001125	11/5/2012	75.00
50450000	Other Welfare	ZI	9000001126	11/5/2012	75.00
50450000	Other Welfare	ZI	9000001130	11/5/2012	125.00
50457000	Training	ZI	9000001129	11/5/2012	99.31
51800000	Chemicals	SN	100001671	11/5/2012	(1,310.90)
52000000	M&S Expense (O&M)	KR	5000002720	11/5/2012	762.38
52000000	M&S Expense (O&M)	WA	5000002721	11/5/2012	1,007.13

Kentucky American Water Company  
Case No. 2012-00520  
Response to PSC DR1, Item 31

Account	Description	Doc Type	Document Number	Posting Date	Amount
52000000	M&S Expense (O&M)	WA	5000002723	11/5/2012	(1,007.13)
52000000	M&S Expense (O&M)	WA	5000002724	11/5/2012	1,699.98
52000000	M&S Expense (O&M)	WA	5000002726	11/5/2012	2,948,564.08
52000000	M&S Expense (O&M)	WA	5000002730	11/5/2012	31,881.92
52000000	M&S Expense (O&M)	WA	5000002731	11/5/2012	(26.36)
52000000	M&S Expense (O&M)	WA	5000002732	11/5/2012	26.36
52000000	M&S Expense (O&M)	WA	5000002733	11/5/2012	1,027.80
52000000	M&S Expense (O&M)	WA	5000002733	11/5/2012	75.95
52000000	M&S Expense (O&M)	WA	5000002733	11/5/2012	216.64
52000000	M&S Expense (O&M)	WA	5000002733	11/5/2012	223.15
52000000	M&S Expense (O&M)	WA	5000002733	11/5/2012	406.65
52000000	M&S Expense (O&M)	WA	5000002734	11/5/2012	279.14
52000000	M&S Expense (O&M)	WA	5000002734	11/5/2012	10.45
52000000	M&S Expense (O&M)	WA	5000002734	11/5/2012	85.33
52000000	M&S Expense (O&M)	WA	5000002734	11/5/2012	44.63
52000000	M&S Expense (O&M)	WA	5000002734	11/5/2012	243.99
52000000	M&S Expense (O&M)	WA	5000002734	11/5/2012	35.37
52000000	M&S Expense (O&M)	WA	5000002734	11/5/2012	47.21
52000000	M&S Expense (O&M)	WA	5000002734	11/5/2012	14.76
52000000	M&S Expense (O&M)	WA	5000002734	11/5/2012	12.75
52000000	M&S Expense (O&M)	WA	5000002734	11/5/2012	11.97
52000000	M&S Expense (O&M)	WA	5000002734	11/5/2012	16.34
52000000	M&S Expense (O&M)	WA	5000002734	11/5/2012	89.64
52000000	M&S Expense (O&M)	WA	5000002734	11/5/2012	45.87
52000000	M&S Expense (O&M)	WA	5000002734	11/5/2012	306.76
52000000	M&S Expense (O&M)	WA	5000002734	11/5/2012	122.45
52000000	M&S Expense (O&M)	WA	5000002734	11/5/2012	1,354.14
52000000	M&S Expense (O&M)	WA	5000002734	11/5/2012	1,241.54
52000000	M&S Expense (O&M)	WA	5000002735	11/5/2012	(28.44)
52000000	M&S Expense (O&M)	WA	5000002735	11/5/2012	(104.50)
52000000	M&S Expense (O&M)	WA	5000002736	11/5/2012	31.80
52000000	M&S Expense (O&M)	WA	5000002736	11/5/2012	109.98
52000000	M&S Expense (O&M)	WA	5000002736	11/5/2012	837.20
52000000	M&S Expense (O&M)	WA	5000002736	11/5/2012	216.64
52000000	M&S Expense (O&M)	WA	5000002736	11/5/2012	513.90
52000000	M&S Expense (O&M)	WA	5000002736	11/5/2012	100.71
52000000	M&S Expense (O&M)	WA	5000002736	11/5/2012	94.45
52000000	M&S Expense (O&M)	WA	5000002736	11/5/2012	201.22
52000000	M&S Expense (O&M)	WA	5000002736	11/5/2012	36.36
52000000	M&S Expense (O&M)	WA	5000002736	11/5/2012	266.31
52000000	M&S Expense (O&M)	WA	5000002736	11/5/2012	575.45
52000000	M&S Expense (O&M)	WA	5000002736	11/5/2012	2,832.46
52000000	M&S Expense (O&M)	WA	5000002736	11/5/2012	757.78
52000000	M&S Expense (O&M)	WA	5000002736	11/5/2012	406.65
52000000	M&S Expense (O&M)	WA	5000002736	11/5/2012	223.15
52000000	M&S Expense (O&M)	WA	5000002736	11/5/2012	129.13
52000000	M&S Expense (O&M)	WA	5000002736	11/5/2012	71.06
52000000	M&S Expense (O&M)	WA	5000002736	11/5/2012	109.68
52000000	M&S Expense (O&M)	WA	5000002737	11/5/2012	(132.91)
52000000	M&S Expense (O&M)	ZI	9000001227	11/5/2012	15.90
52000000	M&S Expense (O&M)	ZI	9000001330	11/5/2012	10.57
52500000	Misc Expense (O&M)	WE	5000002704	11/5/2012	47.17
52500000	Misc Expense (O&M)	WE	5000002714	11/5/2012	31.01
52500000	Misc Expense (O&M)	ZI	9000001182	11/5/2012	229.03
52500000	Misc Expense (O&M)	ZI	9000001279	11/5/2012	63.60
52534000	Employee Expenses	ZI	9000001150	11/5/2012	9.00
52534000	Employee Expenses	ZI	9000001156	11/5/2012	449.74
52534000	Employee Expenses	ZI	9000001157	11/5/2012	33.00
52534000	Employee Expenses	ZI	9000001168	11/5/2012	166.45
52534000	Employee Expenses	ZI	9000001169	11/5/2012	150.45
52534000	Employee Expenses	ZI	9000001292	11/5/2012	242.60
52534000	Employee Expenses	ZI	9000001293	11/5/2012	7.00
52534200	Conferences & Reg	ZI	9000001205	11/5/2012	725.00
52534200	Conferences & Reg	ZI	9000001294	11/5/2012	179.00
52535000	Meals Deductible	ZI	9000001120	11/5/2012	14.70
52535000	Meals Deductible	ZI	9000001122	11/5/2012	24.03
52535000	Meals Deductible	ZI	9000001148	11/5/2012	1,148.83
52535000	Meals Deductible	ZI	9000001155	11/5/2012	4.32
52535000	Meals Deductible	ZI	9000001156	11/5/2012	25.55
52535000	Meals Deductible	ZI	9000001158	11/5/2012	4.15
52535000	Meals Deductible	ZI	9000001174	11/5/2012	52.57
52535000	Meals Deductible	ZI	9000001251	11/5/2012	37.23
52535000	Meals Deductible	ZI	9000001266	11/5/2012	29.50
52535000	Meals Deductible	ZI	9000001319	11/5/2012	6.14
52535000	Meals Deductible	ZI	9000001320	11/5/2012	19.94
52535000	Meals Deductible	ZI	9000001321	11/5/2012	12.57
52535000	Meals Deductible	ZI	9000001365	11/5/2012	29.37



Kentucky American Water Company  
Case No. 2012-00520  
Response to PSC DR1, Item 31

Account	Description	Doc Type	Document Number	Posting Date	Amount
52554500	Lab Supplies	WE	5000002725	11/5/2012	5.94
52554500	Lab Supplies	WE	5000002725	11/5/2012	188.26
52562000	Office Supplies	WE	5000002704	11/5/2012	8.37
52562000	Office Supplies	WE	5000002704	11/5/2012	15.64
52562000	Office Supplies	WE	5000002704	11/5/2012	12.19
52562000	Office Supplies	WE	5000002704	11/5/2012	24.70
52562000	Office Supplies	WE	5000002705	11/5/2012	18.66
52562000	Office Supplies	WE	5000002705	11/5/2012	331.37
52562000	Office Supplies	WE	5000002705	11/5/2012	320.07
52562000	Office Supplies	WE	5000002705	11/5/2012	320.07
52562000	Office Supplies	WE	5000002705	11/5/2012	10.37
52562000	Office Supplies	WE	5000002705	11/5/2012	8.05
52562000	Office Supplies	WE	5000002705	11/5/2012	31.67
52562000	Office Supplies	WE	5000002705	11/5/2012	76.21
52562000	Office Supplies	WE	5000002705	11/5/2012	11.24
52562000	Office Supplies	WE	5000002705	11/5/2012	4.19
52562000	Office Supplies	WE	5000002705	11/5/2012	12.48
52562000	Office Supplies	WE	5000002705	11/5/2012	3.79
52562000	Office Supplies	WE	5000002705	11/5/2012	4.35
52562000	Office Supplies	WE	5000002705	11/5/2012	8.46
52562000	Office Supplies	WE	5000002707	11/5/2012	331.37
52562000	Office Supplies	WE	5000002707	11/5/2012	320.07
52562000	Office Supplies	WE	5000002707	11/5/2012	320.07
52562000	Office Supplies	WE	5000002707	11/5/2012	184.77
52562000	Office Supplies	WE	5000002707	11/5/2012	3.18
52562000	Office Supplies	WE	5000002708	11/5/2012	320.07
52562000	Office Supplies	WE	5000002708	11/5/2012	320.07
52562000	Office Supplies	WE	5000002708	11/5/2012	184.77
52562000	Office Supplies	WE	5000002708	11/5/2012	3.18
52562000	Office Supplies	WE	5000002709	11/5/2012	(320.07)
52562000	Office Supplies	WE	5000002709	11/5/2012	(320.07)
52562000	Office Supplies	WE	5000002709	11/5/2012	(184.77)
52562000	Office Supplies	WE	5000002709	11/5/2012	(3.18)
52562000	Office Supplies	WE	5000002713	11/5/2012	1.59
52562000	Office Supplies	WE	5000002713	11/5/2012	331.37
52562000	Office Supplies	WE	5000002713	11/5/2012	184.77
52562000	Office Supplies	WE	5000002714	11/5/2012	62.50
52562500	Overnight Shippng	KR	5000002698	11/5/2012	12.40
52571100	Add'l Security Costs	KG	5000002710	11/5/2012	(2,828.76)
52586000	PO Small Differences	RE	5000002718	11/5/2012	(5.32)
53110000	Contr Svc-Eng	SN	100001931	11/5/2012	(536.11)
53150000	Contr Svc-Other	SN	100001671	11/5/2012	(10,485.06)
53150000	Contr Svc-Other	SN	100001671	11/5/2012	(506.19)
53150000	Contr Svc-Other	SN	100001671	11/5/2012	(1,353.42)
53150000	Contr Svc-Other	SN	100001685	11/5/2012	(1,669.26)
53150000	Contr Svc-Other	SN	100001685	11/5/2012	(12.90)
53150000	Contr Svc-Other	SN	100001685	11/5/2012	(1,034.58)
53150000	Contr Svc-Other	SN	100001685	11/5/2012	(10.32)
53150000	Contr Svc-Other	WE	5000002691	11/5/2012	7,000.00
53150000	Contr Svc-Other	KR	5000002692	11/5/2012	2,681.21
53150000	Contr Svc-Other	KR	5000002699	11/5/2012	29,490.26
53150000	Contr Svc-Other	KR	5000002699	11/5/2012	227.90
53150000	Contr Svc-Other	KR	5000002700	11/5/2012	18,277.58
53150000	Contr Svc-Other	KR	5000002700	11/5/2012	182.32
53150000	Contr Svc-Other	KR	5000002701	11/5/2012	13,240.99
53150000	Contr Svc-Other	KR	5000002701	11/5/2012	113.95
53150000	Contr Svc-Other	RE	5000002727	11/5/2012	978.50
53150000	Contr Svc-Other	KR	5000002728	11/5/2012	6,663.11
53150000	Contr Svc-Other	WE	5000003129	11/5/2012	(7,000.00)
53150000	Contr Svc-Other	WE	5000003130	11/5/2012	4,967.83
53150000	Contr Svc-Other	WE	5000003132	11/5/2012	(4,967.83)
53150000	Contr Svc-Other	WE	5000003133	11/5/2012	4,967.83
53150000	Contr Svc-Other	WE	5000003134	11/5/2012	(4,967.83)
53150000	Contr Svc-Other	WE	5000003135	11/5/2012	4,967.83
54140000	Rents-Equip	KR	5000002711	11/5/2012	607.63
54140000	Rents-Equip	KR	5000002712	11/5/2012	256.74
55000000	Transportation (O&M)	WE	5000002706	11/5/2012	33,920.00
55000000	Transportation (O&M)	WE	5000002706	11/5/2012	15,900.00
55000000	Transportation (O&M)	WE	5000002706	11/5/2012	2,332.00
55000000	Transportation (O&M)	ZI	9000001121	11/5/2012	55.25
57010000	Uncoll Accts Exp	ZA	9400001216	11/5/2012	(254.57)
72802100	CIAC Rcpt Non-SrvClr	DR	4000003523	11/5/2012	(817.00)
72802100	CIAC Rcpt Non-SrvClr	DR	4000003529	11/5/2012	(1,634.00)
72802100	CIAC Rcpt Non-SrvClr	DR	4000003530	11/5/2012	(817.00)
40111000	Res Sales Billed	ZA	9400001217	11/6/2012	(8,554.19)
40111000	Res Sales Billed	ZA	9400001217	11/6/2012	(12,534.81)
40111000	Res Sales Billed	ZA	9400001217	11/6/2012	(4.15)

Kentucky American Water Company  
Case No. 2012-00520  
Response to PSC DR1, Item 31

Account	Description	Doc Type	Document Number	Posting Date	Amount
40111000	Res Sales Billed	ZA	9400001217	11/6/2012	(355,172.12)
40121000	Com Sales Billed	ZA	9400001217	11/6/2012	(225.46)
40121000	Com Sales Billed	ZA	9400001217	11/6/2012	(6,830.44)
40121000	Com Sales Billed	ZA	9400001217	11/6/2012	(201,509.02)
40131000	Ind Sales Billed	ZA	9400001217	11/6/2012	(1,445.14)
40131000	Ind Sales Billed	ZA	9400001217	11/6/2012	(39,487.04)
40141000	Publ Fire Billed	ZA	9400001217	11/6/2012	(280,848.48)
40145000	Priv Fire Billed	ZA	9400001217	11/6/2012	(99,345.02)
40151000	Publ Auth Billed	ZA	9400001217	11/6/2012	(214.35)
40151000	Publ Auth Billed	ZA	9400001217	11/6/2012	(149,005.15)
40161000	Sls/Rsle Billed	ZA	9400001217	11/6/2012	(50,425.51)
40171000	Misc Sales Billed	ZA	9400001217	11/6/2012	6.00
40171000	Misc Sales Billed	ZA	9400001217	11/6/2012	9.91
40211000	Dom WW Svc Billed	ZA	9400001217	11/6/2012	(13,214.11)
40221000	Com WW Svc Billed	ZA	9400001217	11/6/2012	(6,877.14)
40251000	PubAuth WW Billed	ZA	9400001217	11/6/2012	(234.70)
40310400	OthRev-NSF Ck Chrg	ZA	9400001217	11/6/2012	(120.00)
40310500	OthRev-Appl/InitFee	ZA	9400001217	11/6/2012	(156.00)
40310500	OthRev-Appl/InitFee	ZA	9400001217	11/6/2012	(78.00)
40310500	OthRev-Appl/InitFee	ZA	9400001217	11/6/2012	(156.00)
40310500	OthRev-Appl/InitFee	ZA	9400001217	11/6/2012	(6,500.00)
40310700	OthRev-Reconnct Fee	ZA	9400001217	11/6/2012	(1,092.00)
40310700	OthRev-Reconnct Fee	ZA	9400001217	11/6/2012	(104.00)
40310700	OthRev-Reconnct Fee	ZA	9400001217	11/6/2012	(364.00)
51010000	Purchased Water	KR	5000002742	11/6/2012	32.87
51010000	Purchased Water	KR	5000002760	11/6/2012	11,991.15
51110000	Waste Disposal	ZN	5000002747	11/6/2012	1,056.30
51110000	Waste Disposal	ZN	5000002757	11/6/2012	957.67
51510000	Purchased Power	ZN	5000002747	11/6/2012	163,770.42
51510000	Purchased Power	ZN	5000002747	11/6/2012	2,990.96
51510000	Purchased Power	ZN	5000002757	11/6/2012	868.01
51510000	Purchased Power	ZN	5000002757	11/6/2012	3,520.95
52000000	M&S Expense (O&M)	WA	5000002738	11/6/2012	1,292.40
52000000	M&S Expense (O&M)	KR	5000002739	11/6/2012	887.20
52000000	M&S Expense (O&M)	WA	5000002745	11/6/2012	144.43
52000000	M&S Expense (O&M)	WA	5000002745	11/6/2012	28.44
52000000	M&S Expense (O&M)	WA	5000002745	11/6/2012	44.82
52000000	M&S Expense (O&M)	WA	5000002745	11/6/2012	149.96
52000000	M&S Expense (O&M)	WA	5000002745	11/6/2012	340.00
52000000	M&S Expense (O&M)	WA	5000002745	11/6/2012	68.90
52000000	M&S Expense (O&M)	WA	5000002745	11/6/2012	117.61
52000000	M&S Expense (O&M)	WA	5000002745	11/6/2012	837.20
52000000	M&S Expense (O&M)	WA	5000002745	11/6/2012	532.62
52000000	M&S Expense (O&M)	WA	5000002745	11/6/2012	446.08
52000000	M&S Expense (O&M)	WA	5000002745	11/6/2012	504.95
52000000	M&S Expense (O&M)	WA	5000002745	11/6/2012	406.65
52000000	M&S Expense (O&M)	WA	5000002745	11/6/2012	223.15
52000000	M&S Expense (O&M)	WA	5000002745	11/6/2012	201.22
52000000	M&S Expense (O&M)	WA	5000002745	11/6/2012	770.85
52000000	M&S Expense (O&M)	WA	5000002745	11/6/2012	734.57
52000000	M&S Expense (O&M)	WA	5000002745	11/6/2012	150.76
52000000	M&S Expense (O&M)	WA	5000002745	11/6/2012	378.89
52000000	M&S Expense (O&M)	WA	5000002745	11/6/2012	575.45
52000000	M&S Expense (O&M)	WA	5000002745	11/6/2012	122.08
52000000	M&S Expense (O&M)	WA	5000002748	11/6/2012	34.98
52000000	M&S Expense (O&M)	ZI	9000001135	11/6/2012	6.88
52532000	Electricity	ZN	5000002747	11/6/2012	33.07
52532000	Electricity	ZN	5000002747	11/6/2012	5,247.48
52532000	Electricity	ZN	5000002747	11/6/2012	27.68
52532000	Electricity	ZN	5000002747	11/6/2012	984.05
52532000	Electricity	ZN	5000002747	11/6/2012	25.05
52532000	Electricity	ZN	5000002757	11/6/2012	20.08
52532000	Electricity	ZN	5000002757	11/6/2012	20.17
52534000	Employee Expenses	ZI	9000001166	11/6/2012	652.15
52535000	Meals Deductible	ZI	9000001134	11/6/2012	13.66
52535000	Meals Deductible	ZI	9000001137	11/6/2012	6.86
52535000	Meals Deductible	ZI	9000001151	11/6/2012	6.20
52535000	Meals Deductible	ZI	9000001152	11/6/2012	21.09
52535000	Meals Deductible	ZI	9000001153	11/6/2012	15.77
52535000	Meals Deductible	ZI	9000001154	11/6/2012	22.29
52535000	Meals Deductible	ZI	9000001163	11/6/2012	26.22
52535000	Meals Deductible	ZI	9000001164	11/6/2012	7.82
52535000	Meals Deductible	ZI	9000001165	11/6/2012	9.97
52546000	Grounds Keeping	KR	5000002764	11/6/2012	53.00
52546000	Grounds Keeping	KR	5000002765	11/6/2012	53.00
52548000	Heating Oil/Gas	ZN	5000002747	11/6/2012	277.84
52548000	Heating Oil/Gas	ZN	5000002747	11/6/2012	426.00

Kentucky American Water Company  
Case No. 2012-00520  
Response to PSC DR1, Item 31

Account	Description	Doc Type	Document Number	Posting Date	Amount
52548000	Heating Oil/Gas	ZN	5000002747	11/6/2012	71.70
52562000	Office Supplies	KR	5000002743	11/6/2012	223.72
52562000	Office Supplies	KG	5000002744	11/6/2012	(17.90)
52562500	Overnight Shippng	KR	5000002749	11/6/2012	4.83
52574000	Telephone	ZC	9400001215	11/6/2012	16.35
52574000	Telephone	ZC	9400001215	11/6/2012	53.77
52574000	Telephone	ZC	9400001215	11/6/2012	122.50
52574000	Telephone	ZC	9400001215	11/6/2012	152.51
52574000	Telephone	ZC	9400001215	11/6/2012	236.25
52574000	Telephone	ZC	9400001215	11/6/2012	284.63
52574000	Telephone	ZC	9400001215	11/6/2012	288.57
52574000	Telephone	ZC	9400001215	11/6/2012	472.50
52574000	Telephone	ZC	9400001215	11/6/2012	956.10
52574100	Cell Phone	ZC	9400001215	11/6/2012	59.60
52574100	Cell Phone	ZC	9400001215	11/6/2012	65.66
52574100	Cell Phone	ZC	9400001215	11/6/2012	67.36
52574100	Cell Phone	ZC	9400001215	11/6/2012	68.87
52574100	Cell Phone	ZC	9400001215	11/6/2012	71.19
52574100	Cell Phone	ZC	9400001215	11/6/2012	100.41
52574100	Cell Phone	ZC	9400001215	11/6/2012	129.40
52574100	Cell Phone	ZC	9400001215	11/6/2012	281.06
52574100	Cell Phone	ZC	9400001215	11/6/2012	283.03
52574100	Cell Phone	ZC	9400001215	11/6/2012	534.67
52574100	Cell Phone	ZC	9400001215	11/6/2012	816.58
52574100	Cell Phone	ZC	9400001215	11/6/2012	1,281.47
52574100	Cell Phone	ZC	9400001215	11/6/2012	2,234.26
52583000	Water & WW	KG	5000002758	11/6/2012	(5,309.47)
52583000	Water & WW	KR	5000002759	11/6/2012	5,309.47
53150000	Contr Svc-Other	KR	5000002755	11/6/2012	151.13
53150000	Contr Svc-Other	KR	5000002756	11/6/2012	110.69
53150000	Contr Svc-Other	KR	5000002761	11/6/2012	415.52
53150000	Contr Svc-Other	KR	5000002762	11/6/2012	118.72
53150000	Contr Svc-Other	KR	5000002763	11/6/2012	460.04
53150000	Contr Svc-Other	KR	5000002766	11/6/2012	163.78
53152000	Contr Svc-Lab Testng	KR	5000002740	11/6/2012	148.40
53152000	Contr Svc-Lab Testng	KR	5000002741	11/6/2012	135.68
57010000	Uncoll Accts Exp	ZA	9400001217	11/6/2012	(1,288.75)
72802100	CIAC Rcpt Non-SrvClr	DR	4000003582	11/6/2012	(1,634.00)
40111000	Res Sales Billed	ZA	9400001218	11/7/2012	(152,655.36)
40111000	Res Sales Billed	ZA	9400001218	11/7/2012	(33,054.42)
40111000	Res Sales Billed	ZA	9400001218	11/7/2012	(9.32)
40121000	Com Sales Billed	ZA	9400001218	11/7/2012	(280,285.47)
40121000	Com Sales Billed	ZA	9400001218	11/7/2012	(1,068.05)
40131000	Ind Sales Billed	ZA	9400001218	11/7/2012	(10,295.18)
40145000	Priv Fire Billed	ZA	9400001218	11/7/2012	(5,861.07)
40151000	Publ Auth Billed	ZA	9400001218	11/7/2012	(72,669.90)
40151000	Publ Auth Billed	ZA	9400001218	11/7/2012	(1,596.81)
40161000	Sls/Rsle Billed	ZA	9400001218	11/7/2012	(111,930.49)
40221000	Com WW Svc Billed	ZA	9400001218	11/7/2012	(1,082.10)
40251000	PubAuth WW Billed	ZA	9400001218	11/7/2012	(569.33)
40310400	OthRev-NSF Ck Chrg	ZA	9400001218	11/7/2012	(120.00)
40310400	OthRev-NSF Ck Chrg	ZA	9400001218	11/7/2012	(12.00)
40310500	OthRev-Appl/InitFee	ZA	9400001218	11/7/2012	(416.00)
40310500	OthRev-Appl/InitFee	ZA	9400001218	11/7/2012	(1,846.00)
40310700	OthRev-Reconnct Fee	ZA	9400001218	11/7/2012	(312.00)
40310700	OthRev-Reconnct Fee	ZA	9400001218	11/7/2012	(234.00)
51510000	Purchased Power	ZN	5000002772	11/7/2012	719.93
51510000	Purchased Power	ZN	5000002772	11/7/2012	3,044.70
51510000	Purchased Power	ZN	5000002772	11/7/2012	24.44
52000000	M&S Expense (O&M)	KR	5000002768	11/7/2012	1,648.67
52000000	M&S Expense (O&M)	KR	5000002768	11/7/2012	44.52
52000000	M&S Expense (O&M)	KR	5000002783	11/7/2012	211.27
52000000	M&S Expense (O&M)	KR	5000002818	11/7/2012	453.20
52000000	M&S Expense (O&M)	KR	5000002820	11/7/2012	477.21
52000000	M&S Expense (O&M)	ZI	9000001206	11/7/2012	1,328.64
52000000	M&S Expense (O&M)	ZI	9000001337	11/7/2012	21.19
52000000	M&S Expense (O&M)	ZI	9000001379	11/7/2012	472.80
52000000	M&S Expense (O&M)	ZI	9000001383	11/7/2012	290.21
52500000	Misc Expense (O&M)	WE	5000002779	11/7/2012	10,976.57
52500000	Misc Expense (O&M)	KR	5000002797	11/7/2012	37.10
52500000	Misc Expense (O&M)	KR	5000002852	11/7/2012	175.64
52514500	Charitb Don-H/Ed/En	ZF	5000002781	11/7/2012	100.00
52514600	Charitb Don-Commnty	ZF	5000002780	11/7/2012	2,500.00
52514600	Charitb Don-Commnty	ZF	5000002784	11/7/2012	500.00
52514600	Charitb Don-Commnty	ZF	5000002785	11/7/2012	500.00
52514600	Charitb Don-Commnty	ZF	5000002786	11/7/2012	500.00
52514600	Charitb Don-Commnty	ZF	5000002787	11/7/2012	500.00

Kentucky American Water Company  
Case No. 2012-00520  
Response to PSC DR1, Item 31

Account	Description	Doc Type	Document Number	Posting Date	Amount
52514600	Charitb Don-Commnty	ZF	5000002788	11/7/2012	500.00
52514600	Charitb Don-Commnty	ZF	5000002789	11/7/2012	500.00
52514600	Charitb Don-Commnty	ZF	5000002790	11/7/2012	500.00
52514600	Charitb Don-Commnty	ZF	5000002823	11/7/2012	2,250.00
52514600	Charitb Don-Commnty	ZF	5000002824	11/7/2012	500.00
52514600	Charitb Don-Commnty	ZF	5000002827	11/7/2012	300.00
52514700	Community Partnrshps	ZF	5000002825	11/7/2012	2,500.00
52514700	Community Partnrshps	ZF	5000002826	11/7/2012	3,000.00
52514905	Cust Edu Comm-Printd	KR	5000002798	11/7/2012	2,453.90
52514906	Cust Edu-Bill Insert	KR	5000002782	11/7/2012	4,574.36
52515000	Commun Relations-E	ZF	5000002773	11/7/2012	400.00
52515000	Commun Relations-E	KR	5000002795	11/7/2012	2,451.78
52520000	Collection Agencies	SN	100001870	11/7/2012	(160.94)
52520000	Collection Agencies	KR	5000002851	11/7/2012	2,735.96
52532000	Electricity	ZN	5000002772	11/7/2012	11.24
52532000	Electricity	ZN	5000002772	11/7/2012	27.50
52532000	Electricity	ZN	5000002772	11/7/2012	631.95
52532000	Electricity	ZN	5000002772	11/7/2012	33.00
52535000	Meals Deductible	ZI	9000001346	11/7/2012	29.09
52548000	Heating Oil/Gas	ZN	5000002772	11/7/2012	29.08
52550000	Janitorial	KR	5000002769	11/7/2012	551.28
52550000	Janitorial	ZI	9000001327	11/7/2012	4.27
52562000	Office Supplies	WE	5000002821	11/7/2012	12.85
52562000	Office Supplies	WE	5000002821	11/7/2012	13.61
52562000	Office Supplies	WE	5000002821	11/7/2012	8.27
52562000	Office Supplies	WE	5000002821	11/7/2012	7.19
52562000	Office Supplies	WE	5000002821	11/7/2012	53.00
52579000	Trustee Fees	KR	5000002771	11/7/2012	37.56
52579000	Trustee Fees	KR	5000002771	11/7/2012	12.10
52582000	Uniforms	ZI	9000001327	11/7/2012	49.32
52582000	Uniforms	ZI	9000001327	11/7/2012	4.81
52582000	Uniforms	ZI	9000001327	11/7/2012	59.98
52582000	Uniforms	ZI	9000001377	11/7/2012	317.98
53150000	Contr Svc-Other	SN	100001870	11/7/2012	(371.11)
53150000	Contr Svc-Other	KR	5000002776	11/7/2012	5,351.08
53150000	Contr Svc-Other	WE	5000002777	11/7/2012	6,211.50
53150000	Contr Svc-Other	WE	5000002778	11/7/2012	15,883.75
53150000	Contr Svc-Other	RE	5000002791	11/7/2012	13.44
53150000	Contr Svc-Other	WE	5000002792	11/7/2012	(36,267.50)
53150000	Contr Svc-Other	WE	5000002793	11/7/2012	0.01
53150000	Contr Svc-Other	WE	5000002794	11/7/2012	(0.01)
53150000	Contr Svc-Other	WE	5000002796	11/7/2012	0.01
53150000	Contr Svc-Other	WE	5000002799	11/7/2012	(13,509.00)
53150000	Contr Svc-Other	WE	5000002800	11/7/2012	0.01
53150000	Contr Svc-Other	WE	5000002801	11/7/2012	(3,830.00)
53150000	Contr Svc-Other	WE	5000002802	11/7/2012	0.01
53150000	Contr Svc-Other	WE	5000002803	11/7/2012	(2,550.00)
53150000	Contr Svc-Other	WE	5000002804	11/7/2012	0.01
53150000	Contr Svc-Other	WE	5000002805	11/7/2012	(3,400.00)
53150000	Contr Svc-Other	WE	5000002806	11/7/2012	0.01
53150000	Contr Svc-Other	WE	5000002807	11/7/2012	(105.00)
53150000	Contr Svc-Other	WE	5000002808	11/7/2012	0.01
53150000	Contr Svc-Other	WE	5000002809	11/7/2012	(210.00)
53150000	Contr Svc-Other	WE	5000002810	11/7/2012	0.01
53150000	Contr Svc-Other	WE	5000002811	11/7/2012	(1,005.00)
53150000	Contr Svc-Other	WE	5000002812	11/7/2012	0.01
53150000	Contr Svc-Other	WE	5000002813	11/7/2012	(2,550.00)
53150000	Contr Svc-Other	WE	5000002814	11/7/2012	0.01
53150000	Contr Svc-Other	WE	5000002815	11/7/2012	(1,275.00)
53150000	Contr Svc-Other	WE	5000002816	11/7/2012	0.01
53150000	Contr Svc-Other	WE	5000002828	11/7/2012	(0.01)
53150000	Contr Svc-Other	WE	5000002829	11/7/2012	36,267.50
53150000	Contr Svc-Other	WE	5000002830	11/7/2012	(36,267.50)
53150000	Contr Svc-Other	WE	5000002831	11/7/2012	13,509.00
53150000	Contr Svc-Other	WE	5000002832	11/7/2012	(0.01)
53150000	Contr Svc-Other	WE	5000002833	11/7/2012	36,267.50
53150000	Contr Svc-Other	WE	5000002834	11/7/2012	(0.01)
53150000	Contr Svc-Other	WE	5000002835	11/7/2012	3,830.00
53150000	Contr Svc-Other	WE	5000002836	11/7/2012	(0.01)
53150000	Contr Svc-Other	WE	5000002837	11/7/2012	2,550.00
53150000	Contr Svc-Other	WE	5000002838	11/7/2012	(0.01)
53150000	Contr Svc-Other	WE	5000002839	11/7/2012	3,400.00
53150000	Contr Svc-Other	WE	5000002841	11/7/2012	(0.01)
53150000	Contr Svc-Other	WE	5000002842	11/7/2012	105.00
53150000	Contr Svc-Other	WE	5000002843	11/7/2012	(0.01)
53150000	Contr Svc-Other	WE	5000002844	11/7/2012	210.00
53150000	Contr Svc-Other	WE	5000002845	11/7/2012	(0.01)

Kentucky American Water Company  
Case No. 2012-00520  
Response to PSC DR1, Item 31

Account	Description	Doc Type	Document Number	Posting Date	Amount
53150000	Contr Svc-Other	WE	5000002846	11/7/2012	1,005.00
53150000	Contr Svc-Other	WE	5000002847	11/7/2012	(0.01)
53150000	Contr Svc-Other	WE	5000002848	11/7/2012	2,550.00
53150000	Contr Svc-Other	WE	5000002849	11/7/2012	(0.01)
53150000	Contr Svc-Other	WE	5000002850	11/7/2012	1,275.00
53150000	Contr Svc-Other	KR	5000002853	11/7/2012	2,623.50
53150000	Contr Svc-Other	KR	5000002853	11/7/2012	514.10
53150000	Contr Svc-Other	KR	5000002854	11/7/2012	90.10
53150000	Contr Svc-Other	KR	5000002855	11/7/2012	83.45
53150000	Contr Svc-Other	KR	5000002856	11/7/2012	113.00
53150000	Contr Svc-Other	KR	5000002857	11/7/2012	117.58
53150000	Contr Svc-Other	KR	5000002858	11/7/2012	112.28
53150000	Contr Svc-Other	KR	5000002859	11/7/2012	114.66
53152000	Contr Svc-Lab Testng	KR	5000002774	11/7/2012	177.02
53152000	Contr Svc-Lab Testng	KR	5000002775	11/7/2012	135.68
53152000	Contr Svc-Lab Testng	KR	5000002819	11/7/2012	177.02
55000000	Transportation (O&M)	SA	100001676	11/7/2012	(294.96)
57010000	Uncoll Accts Exp	ZA	9400001218	11/7/2012	(426.51)
72802100	CIAC Rcpt Non-SrvClr	DR	4000003611	11/7/2012	(13,864.00)
72802100	CIAC Rcpt Non-SrvClr	DR	4000003617	11/7/2012	(817.00)
40111000	Res Sales Billed	ZA	9400001219	11/8/2012	(9,569.22)
40111000	Res Sales Billed	ZA	9400001219	11/8/2012	(12,907.48)
40111000	Res Sales Billed	ZA	9400001219	11/8/2012	(200,094.71)
40121000	Com Sales Billed	ZA	9400001219	11/8/2012	(39.22)
40121000	Com Sales Billed	ZA	9400001219	11/8/2012	(522.95)
40121000	Com Sales Billed	ZA	9400001219	11/8/2012	(76,554.03)
40131000	Ind Sales Billed	ZA	9400001219	11/8/2012	(115,453.00)
40145000	Priv Fire Billed	ZA	9400001219	11/8/2012	(3,220.16)
40151000	Publ Auth Billed	ZA	9400001219	11/8/2012	(224,615.73)
40151000	Publ Auth Billed	ZA	9400001219	11/8/2012	(24.82)
40151000	Publ Auth Billed	ZA	9400001219	11/8/2012	(89.65)
40161000	SlS/Rsle Billed	ZA	9400001219	11/8/2012	(188.01)
40211000	Dom WW Svc Billed	ZA	9400001219	11/8/2012	(48.99)
40310400	OthRev-NSF Ck Chrg	ZA	9400001219	11/8/2012	(120.00)
40310500	OthRev-Appl/InitFee	ZA	9400001219	11/8/2012	(26.00)
40310500	OthRev-Appl/InitFee	ZA	9400001219	11/8/2012	(26.00)
40310500	OthRev-Appl/InitFee	ZA	9400001219	11/8/2012	(156.00)
40310500	OthRev-Appl/InitFee	ZA	9400001219	11/8/2012	(3,770.00)
40310700	OthRev-Reconnct Fee	ZA	9400001219	11/8/2012	(520.00)
40310700	OthRev-Reconnct Fee	ZA	9400001219	11/8/2012	(26.00)
40310700	OthRev-Reconnct Fee	ZA	9400001219	11/8/2012	(104.00)
51510000	Purchased Power	ZN	5000002875	11/8/2012	17,360.46
52000000	M&S Expense (O&M)	KR	5000002880	11/8/2012	1,163.88
52000000	M&S Expense (O&M)	KR	5000002880	11/8/2012	1,163.88
52000000	M&S Expense (O&M)	ZI	9000001180	11/8/2012	109.91
52000000	M&S Expense (O&M)	ZI	9000001338	11/8/2012	35.62
52500000	Misc Expense (O&M)	ZF	5000002864	11/8/2012	123.92
52532000	Electricity	ZN	5000002875	11/8/2012	11.24
52532000	Electricity	ZN	5000002875	11/8/2012	34.99
52535000	Meals Deductible	ZI	9000001160	11/8/2012	15.00
52535000	Meals Deductible	ZI	9000001391	11/8/2012	7.31
52549500	Inv Phys W/O Scrap	WI	5000002916	11/8/2012	38.52
52549500	Inv Phys W/O Scrap	WI	5000002916	11/8/2012	(37.21)
52549500	Inv Phys W/O Scrap	WI	5000002916	11/8/2012	(178.30)
52549500	Inv Phys W/O Scrap	WI	5000002917	11/8/2012	(133.16)
52549500	Inv Phys W/O Scrap	WI	5000002918	11/8/2012	(3.86)
52549500	Inv Phys W/O Scrap	WI	5000002918	11/8/2012	63.36
52549500	Inv Phys W/O Scrap	WI	5000002918	11/8/2012	73.82
52549500	Inv Phys W/O Scrap	WI	5000002918	11/8/2012	35.36
52549500	Inv Phys W/O Scrap	WI	5000002918	11/8/2012	2.27
52549500	Inv Phys W/O Scrap	WI	5000002918	11/8/2012	6.02
52549500	Inv Phys W/O Scrap	WI	5000002918	11/8/2012	(43.65)
52549500	Inv Phys W/O Scrap	WI	5000002918	11/8/2012	109.98
52549500	Inv Phys W/O Scrap	WI	5000002919	11/8/2012	42.84
52549500	Inv Phys W/O Scrap	WI	5000002919	11/8/2012	(21.56)
52549500	Inv Phys W/O Scrap	WI	5000002921	11/8/2012	(45.32)
52549500	Inv Phys W/O Scrap	WI	5000002921	11/8/2012	(226.76)
52549500	Inv Phys W/O Scrap	WI	5000002921	11/8/2012	84.04
52549500	Inv Phys W/O Scrap	WI	5000002921	11/8/2012	(38.18)
52549500	Inv Phys W/O Scrap	WI	5000002921	11/8/2012	93.90
52549500	Inv Phys W/O Scrap	WI	5000002921	11/8/2012	(95.99)
52549500	Inv Phys W/O Scrap	WI	5000002921	11/8/2012	(72.21)
52562000	Office Supplies	ZI	9000001196	11/8/2012	25.40
52578000	Trash Removal	KR	5000002881	11/8/2012	312.90
52578000	Trash Removal	KR	5000002885	11/8/2012	330.04
52578000	Trash Removal	KR	5000002886	11/8/2012	35.43
52578000	Trash Removal	KR	5000002887	11/8/2012	33.42

Kentucky American Water Company  
Case No. 2012-00520  
Response to PSC DR1, Item 31

Account	Description	Doc Type	Document Number	Posting Date	Amount
52578000	Trash Removal	KR	5000002888	11/8/2012	69.45
52578000	Trash Removal	ZI	9000001243	11/8/2012	107.09
53150000	Contr Svc-Other	ZF	5000002862	11/8/2012	214.00
53150000	Contr Svc-Other	RE	5000002874	11/8/2012	176.69
53150000	Contr Svc-Other	RE	5000002882	11/8/2012	171.24
53150000	Contr Svc-Other	RE	5000002883	11/8/2012	190.08
53150000	Contr Svc-Other	RE	5000002884	11/8/2012	8,495.40
53150000	Contr Svc-Other	KR	5000002889	11/8/2012	6,217.75
53150000	Contr Svc-Other	KR	5000002889	11/8/2012	3,160.71
53150000	Contr Svc-Other	KR	5000002889	11/8/2012	1,667.59
53150000	Contr Svc-Other	KR	5000002889	11/8/2012	1,561.17
53150000	Contr Svc-Other	KR	5000002889	11/8/2012	380.33
53150000	Contr Svc-Other	KR	5000002889	11/8/2012	342.38
53150000	Contr Svc-Other	KR	5000002889	11/8/2012	73.14
53150000	Contr Svc-Other	KR	5000002889	11/8/2012	29.26
53150000	Contr Svc-Other	KR	5000002890	11/8/2012	1,031.21
53155000	Contr Svc-Legal	KR	5000002876	11/8/2012	124.02
53155000	Contr Svc-Legal	KR	5000002878	11/8/2012	1,724.62
54140000	Rents-Equip	KR	5000002879	11/8/2012	210.28
57010000	Uncoll Accts Exp	ZA	9400001219	11/8/2012	(32.57)
57010000	Uncoll Accts Exp	ZA	9400001219	11/8/2012	(28.78)
72802100	CIAC Rcpt Non-SrvClr	DR	4000003655	11/8/2012	(3,268.00)
72802100	CIAC Rcpt Non-SrvClr	DR	4000003688	11/8/2012	(817.00)
72802100	CIAC Rcpt Non-SrvClr	DR	4000003688	11/8/2012	(817.00)
40111000	Res Sales Billed	ZA	9400001220	11/9/2012	2,578.98
40111000	Res Sales Billed	ZA	9400001220	11/9/2012	98.43
40111000	Res Sales Billed	ZA	9400001220	11/9/2012	(108,645.76)
40121000	Com Sales Billed	ZA	9400001220	11/9/2012	(42,710.71)
40131000	Ind Sales Billed	ZA	9400001220	11/9/2012	(3,703.47)
40145000	Priv Fire Billed	ZA	9400001220	11/9/2012	(4,031.73)
40151000	Publ Auth Billed	ZA	9400001220	11/9/2012	(1,233.94)
40310400	OthRev-NSF Ck Chrg	ZA	9400001220	11/9/2012	(84.00)
40310500	OthRev-Appl/InitFee	ZA	9400001220	11/9/2012	(78.00)
40310500	OthRev-Appl/InitFee	ZA	9400001220	11/9/2012	(1,976.00)
40310700	OthRev-Reconnct Fee	ZA	9400001220	11/9/2012	(520.00)
50450000	Other Welfare	ZI	9000001131	11/9/2012	156.14
50450000	Other Welfare	ZI	9000001138	11/9/2012	1,374.00
50450000	Other Welfare	ZI	9000001139	11/9/2012	25.00
50450000	Other Welfare	ZI	9000001140	11/9/2012	25.00
50450000	Other Welfare	ZI	9000001141	11/9/2012	25.00
50450000	Other Welfare	ZI	9000001142	11/9/2012	50.00
50450000	Other Welfare	ZI	9000001143	11/9/2012	25.00
50450000	Other Welfare	ZI	9000001144	11/9/2012	25.00
50450000	Other Welfare	ZI	9000001145	11/9/2012	25.00
50450000	Other Welfare	ZI	9000001146	11/9/2012	25.00
50450000	Other Welfare	ZI	9000001147	11/9/2012	25.00
50452000	Emp Physical Exams	KR	5000002922	11/9/2012	159.00
51010000	Purchased Water	KR	5000002893	11/9/2012	9,575.10
51010000	Purchased Water	KR	5000002948	11/9/2012	2,528.84
52000000	M&S Expense (O&M)	WA	5000002925	11/9/2012	4.89
52000000	M&S Expense (O&M)	WA	5000002925	11/9/2012	51.62
52000000	M&S Expense (O&M)	WA	5000002926	11/9/2012	8.04
52000000	M&S Expense (O&M)	WA	5000002926	11/9/2012	8.07
52000000	M&S Expense (O&M)	WA	5000002926	11/9/2012	58.99
52000000	M&S Expense (O&M)	WA	5000002926	11/9/2012	27.30
52000000	M&S Expense (O&M)	WA	5000002926	11/9/2012	40.76
52000000	M&S Expense (O&M)	WA	5000002926	11/9/2012	61.35
52000000	M&S Expense (O&M)	WA	5000002926	11/9/2012	29.20
52000000	M&S Expense (O&M)	WA	5000002927	11/9/2012	23.70
52000000	M&S Expense (O&M)	WA	5000002927	11/9/2012	409.00
52000000	M&S Expense (O&M)	WA	5000002927	11/9/2012	46.36
52000000	M&S Expense (O&M)	WA	5000002928	11/9/2012	8.07
52000000	M&S Expense (O&M)	WA	5000002928	11/9/2012	58.99
52000000	M&S Expense (O&M)	WA	5000002928	11/9/2012	27.30
52000000	M&S Expense (O&M)	WA	5000002928	11/9/2012	40.76
52000000	M&S Expense (O&M)	WA	5000002928	11/9/2012	8.76
52000000	M&S Expense (O&M)	WA	5000002929	11/9/2012	8.07
52000000	M&S Expense (O&M)	WA	5000002929	11/9/2012	58.99
52000000	M&S Expense (O&M)	WA	5000002929	11/9/2012	27.30
52000000	M&S Expense (O&M)	WA	5000002929	11/9/2012	40.76
52000000	M&S Expense (O&M)	WA	5000002929	11/9/2012	8.76
52000000	M&S Expense (O&M)	WA	5000002930	11/9/2012	23.70
52000000	M&S Expense (O&M)	WA	5000002930	11/9/2012	204.50
52000000	M&S Expense (O&M)	WA	5000002930	11/9/2012	47.71
52000000	M&S Expense (O&M)	WA	5000002931	11/9/2012	47.40
52000000	M&S Expense (O&M)	WA	5000002931	11/9/2012	61.35
52000000	M&S Expense (O&M)	WA	5000002931	11/9/2012	46.36

Kentucky American Water Company  
Case No. 2012-00520  
Response to PSC DR1, Item 31

Account	Description	Doc Type	Document Number	Posting Date	Amount
52000000	M&S Expense (O&M)	WA	5000002932	11/9/2012	8.07
52000000	M&S Expense (O&M)	WA	5000002932	11/9/2012	58.99
52000000	M&S Expense (O&M)	WA	5000002932	11/9/2012	27.30
52000000	M&S Expense (O&M)	WA	5000002932	11/9/2012	40.76
52000000	M&S Expense (O&M)	WA	5000002932	11/9/2012	8.76
52000000	M&S Expense (O&M)	KR	5000002937	11/9/2012	795.00
52000000	M&S Expense (O&M)	KR	5000002946	11/9/2012	954.00
52000000	M&S Expense (O&M)	ZI	9000001132	11/9/2012	206.70
52000000	M&S Expense (O&M)	ZI	9000001133	11/9/2012	10.26
52000000	M&S Expense (O&M)	ZI	9000001149	11/9/2012	68.56
52000000	M&S Expense (O&M)	ZI	9000001175	11/9/2012	527.11
52000000	M&S Expense (O&M)	ZI	9000001176	11/9/2012	479.93
52000000	M&S Expense (O&M)	ZI	9000001188	11/9/2012	23.08
52000000	M&S Expense (O&M)	ZI	9000001232	11/9/2012	39.21
52000000	M&S Expense (O&M)	ZI	9000001253	11/9/2012	362.63
52000000	M&S Expense (O&M)	ZI	9000001277	11/9/2012	203.13
52000000	M&S Expense (O&M)	ZI	9000001278	11/9/2012	27.14
52000000	M&S Expense (O&M)	ZI	9000001289	11/9/2012	29.15
52000000	M&S Expense (O&M)	ZI	9000001291	11/9/2012	203.13
52000000	M&S Expense (O&M)	ZI	9000001311	11/9/2012	26.43
52000000	M&S Expense (O&M)	ZI	9000001362	11/9/2012	21.62
52000000	M&S Expense (O&M)	ZI	9000001380	11/9/2012	243.80
52000000	M&S Expense (O&M)	ZI	9000001381	11/9/2012	312.28
52000000	M&S Expense (O&M)	ZI	9000001382	11/9/2012	36.54
52500000	Misc Expense (O&M)	WE	5000002913	11/9/2012	12,382.92
52500000	Misc Expense (O&M)	WE	5000002914	11/9/2012	2,306.56
52500000	Misc Expense (O&M)	WE	5000002915	11/9/2012	10,467.50
52500000	Misc Expense (O&M)	WE	5000002933	11/9/2012	2,697.14
52500000	Misc Expense (O&M)	KR	5000002934	11/9/2012	43.46
52500000	Misc Expense (O&M)	KR	5000002934	11/9/2012	21.20
52500000	Misc Expense (O&M)	KR	5000002934	11/9/2012	0.80
52500000	Misc Expense (O&M)	RE	5000002940	11/9/2012	(79.80)
52500000	Misc Expense (O&M)	RE	5000002941	11/9/2012	(13.68)
52500000	Misc Expense (O&M)	RE	5000002942	11/9/2012	(7.05)
52500000	Misc Expense (O&M)	ZI	9000001113	11/9/2012	40.28
52500000	Misc Expense (O&M)	ZI	9000001117	11/9/2012	81.13
52500000	Misc Expense (O&M)	ZI	9000001136	11/9/2012	125.70
52514700	Community Partnrshps	ZI	9000001114	11/9/2012	250.00
52514904	Cust Edu Comm-Consrv	ZI	9000001115	11/9/2012	923.52
52524000	Co Dues/Mmbrshp Ded	ZI	9000001116	11/9/2012	715.00
52527000	Directors Fees	ZF	5000002939	11/9/2012	50.00
52535000	Meals Deductible	ZI	9000001127	11/9/2012	27.01
52535000	Meals Deductible	ZI	9000001216	11/9/2012	31.96
52535000	Meals Deductible	ZI	9000001226	11/9/2012	8.53
52535000	Meals Deductible	ZI	9000001378	11/9/2012	14.98
52546000	Grounds Keeping	KR	5000002943	11/9/2012	444.14
52546000	Grounds Keeping	KR	5000002943	11/9/2012	53.00
52546000	Grounds Keeping	KR	5000002943	11/9/2012	21.20
52546000	Grounds Keeping	KR	5000002944	11/9/2012	106.00
52546000	Grounds Keeping	KR	5000002945	11/9/2012	106.00
52548100	Hiring Costs	KR	5000002924	11/9/2012	21.20
52548100	Hiring Costs	KR	5000002949	11/9/2012	21.20
52549000	Injuries and Damages	ZF	5000002863	11/9/2012	332.97
52554500	Lab Supplies	WE	5000002891	11/9/2012	407.29
52554500	Lab Supplies	WE	5000002892	11/9/2012	165.87
52554500	Lab Supplies	WE	5000002903	11/9/2012	363.19
52554500	Lab Supplies	WE	5000002903	11/9/2012	139.01
52554500	Lab Supplies	WE	5000002904	11/9/2012	549.50
52554500	Lab Supplies	WE	5000002905	11/9/2012	229.47
52554500	Lab Supplies	WE	5000002906	11/9/2012	86.11
52554500	Lab Supplies	ZI	9000001347	11/9/2012	382.69
52562000	Office Supplies	ZI	9000001181	11/9/2012	18.89
52562000	Office Supplies	ZI	9000001246	11/9/2012	63.57
52562000	Office Supplies	ZI	9000001247	11/9/2012	54.28
52562000	Office Supplies	ZI	9000001270	11/9/2012	25.96
52562000	Office Supplies	ZI	9000001345	11/9/2012	318.30
52562500	Overnight Shippng	KR	5000002908	11/9/2012	52.30
52562500	Overnight Shippng	KR	5000002909	11/9/2012	56.73
52578000	Trash Removal	KR	5000002910	11/9/2012	35.43
52578000	Trash Removal	KR	5000002947	11/9/2012	262.76
52583000	Water & WW	KR	5000002894	11/9/2012	30.16
52583000	Water & WW	KR	5000002895	11/9/2012	140.50
52583000	Water & WW	KR	5000002896	11/9/2012	675.83
52583000	Water & WW	KR	5000002897	11/9/2012	33.32
52583000	Water & WW	KR	5000002898	11/9/2012	9.52
52583000	Water & WW	KR	5000002902	11/9/2012	1,282.74
52583000	Water & WW	KR	5000002935	11/9/2012	19.04

Kentucky American Water Company  
Case No. 2012-00520  
Response to PSC DR1, Item 31

Account	Description	Doc Type	Document Number	Posting Date	Amount
52583000	Water & WW	KR	5000002936	11/9/2012	28.56
53150000	Contr Svc-Other	WE	5000002907	11/9/2012	16,825.00
53151000	Contr Svc-Temp EE	KR	5000002899	11/9/2012	911.60
53151000	Contr Svc-Temp EE	KR	5000002899	11/9/2012	826.80
53151000	Contr Svc-Temp EE	KR	5000002899	11/9/2012	34.19
53151000	Contr Svc-Temp EE	KR	5000002900	11/9/2012	826.80
53151000	Contr Svc-Temp EE	KR	5000002901	11/9/2012	639.90
57010000	Uncoll Accts Exp	ZA	9400001220	11/9/2012	(44.89)
72802000	CIAC Rcpt Svcs Clrg	DR	4000003697	11/9/2012	(817.00)
72802000	CIAC Rcpt Svcs Clrg	DR	4000003706	11/9/2012	(3,563.00)
72802100	CIAC Rcpt Non-SrvClr	DR	4000003666	11/9/2012	(817.00)
72802100	CIAC Rcpt Non-SrvClr	DR	4000003673	11/9/2012	(1,634.00)
72802100	CIAC Rcpt Non-SrvClr	DR	4000003680	11/9/2012	(8,987.00)
72802100	CIAC Rcpt Non-SrvClr	DR	4000003702	11/9/2012	(817.00)
75840000	Lobbying Expenses	KR	5000002938	11/9/2012	5,371.06
40111000	Res Sales Billed	ZA	9400001272	11/12/2012	(124,691.69)
40111000	Res Sales Billed	ZA	9400001272	11/12/2012	(14.18)
40111000	Res Sales Billed	ZA	9400001272	11/12/2012	(22.07)
40121000	Com Sales Billed	ZA	9400001272	11/12/2012	(61,152.46)
40145000	Priv Fire Billed	ZA	9400001272	11/12/2012	(8,198.01)
40151000	Publ Auth Billed	ZA	9400001272	11/12/2012	(3,029.85)
40310400	OthRev-NSF Ck Chrg	ZA	9400001272	11/12/2012	(144.00)
40310500	OthRev-Appl/InitFee	ZA	9400001272	11/12/2012	(1,794.00)
40310700	OthRev-Reconnct Fee	ZA	9400001272	11/12/2012	(442.00)
52000000	M&S Expense (O&M)	KR	5000002959	11/12/2012	196.95
52000000	M&S Expense (O&M)	KR	5000002964	11/12/2012	1,325.27
52000000	M&S Expense (O&M)	KR	5000002967	11/12/2012	2,675.44
52000000	M&S Expense (O&M)	KR	5000002967	11/12/2012	1,301.52
52000000	M&S Expense (O&M)	KR	5000002969	11/12/2012	1,874.08
52000000	M&S Expense (O&M)	KR	5000002969	11/12/2012	89.00
52000000	M&S Expense (O&M)	KR	5000002970	11/12/2012	1,235.50
52000000	M&S Expense (O&M)	KR	5000002973	11/12/2012	450.50
52000000	M&S Expense (O&M)	KR	5000002973	11/12/2012	47.70
52000000	M&S Expense (O&M)	KR	5000002976	11/12/2012	644.39
52000000	M&S Expense (O&M)	KR	5000002977	11/12/2012	12.64
52000000	M&S Expense (O&M)	KR	5000002978	11/12/2012	605.86
52000000	M&S Expense (O&M)	KR	5000002979	11/12/2012	609.89
52500000	Misc Expense (O&M)	SA	100001689	11/12/2012	(0.08)
52500000	Misc Expense (O&M)	KR	5000002980	11/12/2012	146.28
52500000	Misc Expense (O&M)	KR	5000002980	11/12/2012	60.02
52500000	Misc Expense (O&M)	KR	5000002980	11/12/2012	55.61
52500000	Misc Expense (O&M)	KR	5000002984	11/12/2012	1,020.73
52500000	Misc Expense (O&M)	KR	5000002984	11/12/2012	3.18
52500000	Misc Expense (O&M)	KR	5000002987	11/12/2012	1,259.28
52514905	Cust Edu Comm-Printd	KR	5000002957	11/12/2012	272.57
52527000	Directors Fees	ZF	5000002953	11/12/2012	50.00
52527000	Directors Fees	ZF	5000002954	11/12/2012	50.00
52527000	Directors Fees	ZF	5000002955	11/12/2012	50.00
52548100	Hiring Costs	KR	5000002966	11/12/2012	212.74
52554500	Lab Supplies	RE	5000002968	11/12/2012	(20.37)
52562500	Overnight Shippng	KR	5000002988	11/12/2012	46.19
52562500	Overnight Shippng	KR	5000002988	11/12/2012	25.25
52562500	Overnight Shippng	KR	5000002988	11/12/2012	17.15
52571100	Add'l Security Costs	KR	5000002958	11/12/2012	895.72
52571100	Add'l Security Costs	KR	5000002958	11/12/2012	132.50
52571100	Add'l Security Costs	KR	5000002975	11/12/2012	1,008.75
52583000	Water & WW	KR	5000002965	11/12/2012	23.80
53150000	Contr Svc-Other	WE	5000002952	11/12/2012	6,715.00
53150000	Contr Svc-Other	KR	5000002956	11/12/2012	39.75
53150000	Contr Svc-Other	KR	5000002956	11/12/2012	39.75
53150000	Contr Svc-Other	KR	5000002960	11/12/2012	152.80
53150000	Contr Svc-Other	KR	5000002961	11/12/2012	443.86
53150000	Contr Svc-Other	KR	5000002962	11/12/2012	137.19
53150000	Contr Svc-Other	KR	5000002963	11/12/2012	127.91
53150000	Contr Svc-Other	KR	5000002981	11/12/2012	152.64
53150000	Contr Svc-Other	KR	5000002982	11/12/2012	998.52
53150000	Contr Svc-Other	KR	5000002985	11/12/2012	1,228.54
53150000	Contr Svc-Other	KR	5000002986	11/12/2012	83.45
53150000	Contr Svc-Other	KR	5000002989	11/12/2012	318.00
53150000	Contr Svc-Other	KR	5000002991	11/12/2012	238.50
55000000	Transportation (O&M)	KR	5000002990	11/12/2012	1,274.90
55010300	Trans Lease Maint	KR	5000002972	11/12/2012	1,889.77
55010300	Trans Lease Maint	KR	5000002972	11/12/2012	1,889.77
55010300	Trans Lease Maint	KR	5000002983	11/12/2012	297.28
57010000	Uncoll Accts Exp	ZA	9400001272	11/12/2012	12.00
57010000	Uncoll Accts Exp	ZA	9400001272	11/12/2012	(950.43)
71521000	M&J Expenses	DR	4000003790	11/12/2012	(759.45)



Kentucky American Water Company  
Case No. 2012-00520  
Response to PSC DR1, Item 31

Account	Description	Doc Type	Document Number	Posting Date	Amount
71521000	M&J Expenses	DR	4000003793	11/12/2012	(471.11)
40111000	Res Sales Billed	ZA	9400001273	11/13/2012	226.60
40111000	Res Sales Billed	ZA	9400001273	11/13/2012	(12.88)
40111000	Res Sales Billed	ZA	9400001273	11/13/2012	(210,097.66)
40121000	Com Sales Billed	ZA	9400001273	11/13/2012	(2.97)
40121000	Com Sales Billed	ZA	9400001273	11/13/2012	(63,580.02)
40145000	Priv Fire Billed	ZA	9400001273	11/13/2012	(7,273.72)
40151000	Publ Auth Billed	ZA	9400001273	11/13/2012	(311.80)
40171000	Misc Sales Billed	DR	4000003809	11/13/2012	(3,000.00)
40211000	Dom WW Svc Billed	ZA	9400001273	11/13/2012	(5.76)
40221000	Com WW Svc Billed	ZA	9400001273	11/13/2012	(5.76)
40310500	OthRev-Appl/InitFee	ZA	9400001273	11/13/2012	(2,392.00)
40310700	OthRev-Reconnct Fee	ZA	9400001273	11/13/2012	(494.00)
50109900	Labor Cap Credits	UZ	2000000430	11/13/2012	340.08
50109900	Labor Cap Credits	UZ	2000000430	11/13/2012	285.48
50109900	Labor Cap Credits	UZ	2000000430	11/13/2012	1,010.88
50109900	Labor Cap Credits	UZ	2000000430	11/13/2012	2,130.18
50109900	Labor Cap Credits	UZ	2000000430	11/13/2012	127.61
50109900	Labor Cap Credits	UZ	2000000430	11/13/2012	297.57
50109900	Labor Cap Credits	UZ	2000000430	11/13/2012	506.85
50109900	Labor Cap Credits	UZ	2000000430	11/13/2012	51.82
50109900	Labor Cap Credits	UZ	2000000430	11/13/2012	625.71
50109900	Labor Cap Credits	UZ	2000000430	11/13/2012	1,668.56
50109900	Labor Cap Credits	UZ	2000000430	11/13/2012	(71.11)
50109900	Labor Cap Credits	UZ	2000000430	11/13/2012	95.74
50109900	Labor Cap Credits	UZ	2000000430	11/13/2012	850.50
50109900	Labor Cap Credits	UZ	2000000430	11/13/2012	337.05
50109900	Labor Cap Credits	UZ	2000000430	11/13/2012	678.02
50109900	Labor Cap Credits	UZ	2000000430	11/13/2012	1,205.52
50109900	Labor Cap Credits	UZ	2000000430	11/13/2012	1,489.88
50109900	Labor Cap Credits	UZ	2000000430	11/13/2012	62.84
50109900	Labor Cap Credits	UZ	2000000430	11/13/2012	4,884.51
50109900	Labor Cap Credits	UZ	2000000431	11/13/2012	1,347.13
50109900	Labor Cap Credits	UZ	2000000430	11/13/2012	3,085.50
50109900	Labor Cap Credits	UZ	2000000430	11/13/2012	94.26
50109900	Labor Cap Credits	UZ	2000000430	11/13/2012	7,056.98
50109900	Labor Cap Credits	UZ	2000000431	11/13/2012	1,327.56
50109900	Labor Cap Credits	UZ	2000000430	11/13/2012	430.16
50109900	Labor Cap Credits	UZ	2000000430	11/13/2012	1,005.88
50109900	Labor Cap Credits	UZ	2000000430	11/13/2012	132.96
50109900	Labor Cap Credits	UZ	2000000430	11/13/2012	3,294.32
50109900	Labor Cap Credits	UZ	2000000430	11/13/2012	199.81
50109900	Labor Cap Credits	UZ	2000000430	11/13/2012	162.50
50109900	Labor Cap Credits	UZ	2000000430	11/13/2012	127.53
50109900	Labor Cap Credits	UZ	2000000430	11/13/2012	1,251.42
50109900	Labor Cap Credits	UZ	2000000431	11/13/2012	348.53
50109900	Labor Cap Credits	UZ	2000000430	11/13/2012	54.11
50109900	Labor Cap Credits	UZ	2000000430	11/13/2012	1,383.09
50109900	Labor Cap Credits	UZ	2000000430	11/13/2012	216.42
50421100	401k Exp Cap Credits	UZ	2000000430	11/13/2012	13.60
50421100	401k Exp Cap Credits	UZ	2000000430	11/13/2012	7.14
50421100	401k Exp Cap Credits	UZ	2000000430	11/13/2012	25.26
50421100	401k Exp Cap Credits	UZ	2000000430	11/13/2012	56.43
50421100	401k Exp Cap Credits	UZ	2000000430	11/13/2012	4.47
50421100	401k Exp Cap Credits	UZ	2000000430	11/13/2012	11.91
50421100	401k Exp Cap Credits	UZ	2000000430	11/13/2012	20.28
50421100	401k Exp Cap Credits	UZ	2000000430	11/13/2012	1.30
50421100	401k Exp Cap Credits	UZ	2000000431	11/13/2012	18.77
50421100	401k Exp Cap Credits	UZ	2000000430	11/13/2012	50.04
50421100	401k Exp Cap Credits	UZ	2000000430	11/13/2012	3.82
50421100	401k Exp Cap Credits	UZ	2000000430	11/13/2012	31.74
50421100	401k Exp Cap Credits	UZ	2000000430	11/13/2012	11.01
50421100	401k Exp Cap Credits	UZ	2000000430	11/13/2012	16.96
50421100	401k Exp Cap Credits	UZ	2000000430	11/13/2012	39.58
50421100	401k Exp Cap Credits	UZ	2000000430	11/13/2012	0.30
50421100	401k Exp Cap Credits	UZ	2000000430	11/13/2012	1.89
50421100	401k Exp Cap Credits	UZ	2000000430	11/13/2012	121.14
50421100	401k Exp Cap Credits	UZ	2000000430	11/13/2012	82.53
50421100	401k Exp Cap Credits	UZ	2000000430	11/13/2012	82.47
50421100	401k Exp Cap Credits	UZ	2000000430	11/13/2012	1.35
50421100	401k Exp Cap Credits	UZ	2000000430	11/13/2012	25.11
50421100	401k Exp Cap Credits	UZ	2000000430	11/13/2012	130.06
50421100	401k Exp Cap Credits	UZ	2000000430	11/13/2012	6.27
50421100	401k Exp Cap Credits	UZ	2000000430	11/13/2012	6.50
50421100	401k Exp Cap Credits	UZ	2000000430	11/13/2012	5.10
50421100	401k Exp Cap Credits	UZ	2000000430	11/13/2012	37.56
50421100	401k Exp Cap Credits	UZ	2000000430	11/13/2012	3.51

Kentucky American Water Company  
Case No. 2012-00520  
Response to PSC DR1, Item 31

Account	Description	Doc Type	Document Number	Posting Date	Amount
50421100	401k Exp Cap Credits	UZ	2000000430	11/13/2012	0.70
50421100	401k Exp Cap Credits	UZ	2000000431	11/13/2012	34.60
50421100	401k Exp Cap Credits	UZ	2000000430	11/13/2012	2.81
50422100	DCP Exp Cap Credits	UZ	2000000430	11/13/2012	17.85
50422100	DCP Exp Cap Credits	UZ	2000000430	11/13/2012	16.75
50422100	DCP Exp Cap Credits	UZ	2000000430	11/13/2012	6.70
50422100	DCP Exp Cap Credits	UZ	2000000430	11/13/2012	15.61
50422100	DCP Exp Cap Credits	UZ	2000000431	11/13/2012	26.62
50422100	DCP Exp Cap Credits	UZ	2000000430	11/13/2012	32.86
50422100	DCP Exp Cap Credits	UZ	2000000430	11/13/2012	87.60
50422100	DCP Exp Cap Credits	UZ	2000000430	11/13/2012	(3.73)
50422100	DCP Exp Cap Credits	UZ	2000000430	11/13/2012	5.02
50422100	DCP Exp Cap Credits	UZ	2000000430	11/13/2012	44.66
50422100	DCP Exp Cap Credits	UZ	2000000430	11/13/2012	15.04
50422100	DCP Exp Cap Credits	UZ	2000000430	11/13/2012	41.51
50422100	DCP Exp Cap Credits	UZ	2000000430	11/13/2012	3.79
50422100	DCP Exp Cap Credits	UZ	2000000430	11/13/2012	3.30
50422100	DCP Exp Cap Credits	UZ	2000000430	11/13/2012	133.76
50422100	DCP Exp Cap Credits	UZ	2000000430	11/13/2012	81.31
50422100	DCP Exp Cap Credits	UZ	2000000430	11/13/2012	4.86
50422100	DCP Exp Cap Credits	UZ	2000000430	11/13/2012	79.12
50422100	DCP Exp Cap Credits	UZ	2000000431	11/13/2012	22.58
50422100	DCP Exp Cap Credits	UZ	2000000430	11/13/2012	166.90
50422100	DCP Exp Cap Credits	UZ	2000000430	11/13/2012	4.43
50422100	DCP Exp Cap Credits	UZ	2000000430	11/13/2012	8.53
50422100	DCP Exp Cap Credits	UZ	2000000430	11/13/2012	6.72
50422100	DCP Exp Cap Credits	UZ	2000000430	11/13/2012	65.73
50422100	DCP Exp Cap Credits	UZ	2000000430	11/13/2012	10.93
50422100	DCP Exp Cap Credits	UZ	2000000430	11/13/2012	1.37
50422100	DCP Exp Cap Credits	UZ	2000000430	11/13/2012	5.46
50510100	PBOP Cap Credits	UZ	2000000430	11/13/2012	(142.19)
50510100	PBOP Cap Credits	UZ	2000000430	11/13/2012	44.04
50510100	PBOP Cap Credits	UZ	2000000430	11/13/2012	36.97
50510100	PBOP Cap Credits	UZ	2000000430	11/13/2012	97.34
50510100	PBOP Cap Credits	UZ	2000000430	11/13/2012	275.86
50510100	PBOP Cap Credits	UZ	2000000430	11/13/2012	(134.27)
50510100	PBOP Cap Credits	UZ	2000000430	11/13/2012	(22.31)
50510100	PBOP Cap Credits	UZ	2000000430	11/13/2012	16.53
50510100	PBOP Cap Credits	UZ	2000000430	11/13/2012	(69.74)
50510100	PBOP Cap Credits	UZ	2000000430	11/13/2012	8.89
50510100	PBOP Cap Credits	UZ	2000000430	11/13/2012	65.64
50510100	PBOP Cap Credits	UZ	2000000430	11/13/2012	6.71
50510100	PBOP Cap Credits	UZ	2000000430	11/13/2012	(22.86)
50510100	PBOP Cap Credits	UZ	2000000430	11/13/2012	132.97
50510100	PBOP Cap Credits	UZ	2000000430	11/13/2012	(25.50)
50510100	PBOP Cap Credits	UZ	2000000430	11/13/2012	(9.21)
50510100	PBOP Cap Credits	UZ	2000000430	11/13/2012	2.86
50510100	PBOP Cap Credits	UZ	2000000430	11/13/2012	(10.11)
50510100	PBOP Cap Credits	UZ	2000000430	11/13/2012	43.65
50510100	PBOP Cap Credits	UZ	2000000430	11/13/2012	87.80
50510100	PBOP Cap Credits	UZ	2000000430	11/13/2012	(177.88)
50510100	PBOP Cap Credits	UZ	2000000430	11/13/2012	(101.87)
50510100	PBOP Cap Credits	UZ	2000000430	11/13/2012	94.06
50510100	PBOP Cap Credits	UZ	2000000430	11/13/2012	8.14
50510100	PBOP Cap Credits	UZ	2000000430	11/13/2012	185.76
50510100	PBOP Cap Credits	UZ	2000000430	11/13/2012	75.57
50510100	PBOP Cap Credits	UZ	2000000430	11/13/2012	161.82
50510100	PBOP Cap Credits	UZ	2000000430	11/13/2012	12.21
50510100	PBOP Cap Credits	UZ	2000000430	11/13/2012	365.42
50510100	PBOP Cap Credits	UZ	2000000430	11/13/2012	171.92
50510100	PBOP Cap Credits	UZ	2000000430	11/13/2012	55.71
50510100	PBOP Cap Credits	UZ	2000000430	11/13/2012	55.11
50510100	PBOP Cap Credits	UZ	2000000430	11/13/2012	17.22
50510100	PBOP Cap Credits	UZ	2000000430	11/13/2012	126.83
50510100	PBOP Cap Credits	UZ	2000000430	11/13/2012	14.39
50510100	PBOP Cap Credits	UZ	2000000430	11/13/2012	8.90
50510100	PBOP Cap Credits	UZ	2000000430	11/13/2012	(13.13)
50510100	PBOP Cap Credits	UZ	2000000430	11/13/2012	99.73
50510100	PBOP Cap Credits	UZ	2000000430	11/13/2012	16.02
50510100	PBOP Cap Credits	UZ	2000000430	11/13/2012	(64.68)
50510100	PBOP Cap Credits	UZ	2000000430	11/13/2012	(0.97)
50510100	PBOP Cap Credits	UZ	2000000430	11/13/2012	78.91
50510100	PBOP Cap Credits	UZ	2000000430	11/13/2012	28.03
50510100	PBOP Cap Credits	UZ	2000000430	11/13/2012	(386.07)
50550100	Group Ins Cap Credits	UZ	2000000430	11/13/2012	28.70
50550100	Group Ins Cap Credits	UZ	2000000430	11/13/2012	57.76
50550100	Group Ins Cap Credits	UZ	2000000430	11/13/2012	232.06

Kentucky American Water Company  
Case No. 2012-00520  
Response to PSC DR1, Item 31

Account	Description	Doc Type	Document Number	Posting Date	Amount
50550100	Group Ins Cap Credits	UZ	2000000430	11/13/2012	506.72
50550100	Group Ins Cap Credits	UZ	2000000430	11/13/2012	36.40
50550100	Group Ins Cap Credits	UZ	2000000430	11/13/2012	25.10
50550100	Group Ins Cap Credits	UZ	2000000430	11/13/2012	43.03
50550100	Group Ins Cap Credits	UZ	2000000430	11/13/2012	9.71
50550100	Group Ins Cap Credits	UZ	2000000430	11/13/2012	43.64
50550100	Group Ins Cap Credits	UZ	2000000430	11/13/2012	116.32
50550100	Group Ins Cap Credits	UZ	2000000430	11/13/2012	(17.57)
50550100	Group Ins Cap Credits	UZ	2000000430	11/13/2012	30.14
50550100	Group Ins Cap Credits	UZ	2000000430	11/13/2012	212.34
50550100	Group Ins Cap Credits	UZ	2000000430	11/13/2012	62.51
50550100	Group Ins Cap Credits	UZ	2000000430	11/13/2012	136.83
50550100	Group Ins Cap Credits	UZ	2000000430	11/13/2012	260.77
50550100	Group Ins Cap Credits	UZ	2000000430	11/13/2012	147.89
50550100	Group Ins Cap Credits	UZ	2000000430	11/13/2012	6.64
50550100	Group Ins Cap Credits	UZ	2000000430	11/13/2012	854.04
50550100	Group Ins Cap Credits	UZ	2000000430	11/13/2012	126.54
50550100	Group Ins Cap Credits	UZ	2000000430	11/13/2012	568.23
50550100	Group Ins Cap Credits	UZ	2000000430	11/13/2012	27.96
50550100	Group Ins Cap Credits	UZ	2000000430	11/13/2012	1,450.13
50550100	Group Ins Cap Credits	UZ	2000000430	11/13/2012	361.27
50550100	Group Ins Cap Credits	UZ	2000000430	11/13/2012	88.04
50550100	Group Ins Cap Credits	UZ	2000000431	11/13/2012	307.62
50550100	Group Ins Cap Credits	UZ	2000000430	11/13/2012	12.49
50550100	Group Ins Cap Credits	UZ	2000000430	11/13/2012	550.28
50550100	Group Ins Cap Credits	UZ	2000000430	11/13/2012	32.89
50550100	Group Ins Cap Credits	UZ	2000000430	11/13/2012	26.83
50550100	Group Ins Cap Credits	UZ	2000000430	11/13/2012	10.80
50550100	Group Ins Cap Credits	UZ	2000000430	11/13/2012	87.27
50550100	Group Ins Cap Credits	UZ	2000000430	11/13/2012	88.57
50550100	Group Ins Cap Credits	UZ	2000000430	11/13/2012	15.74
50550100	Group Ins Cap Credits	UZ	2000000430	11/13/2012	422.91
50550100	Group Ins Cap Credits	UZ	2000000430	11/13/2012	62.91
50610100	Pension Cap Credits	UZ	2000000430	11/13/2012	(205.00)
50610100	Pension Cap Credits	UZ	2000000430	11/13/2012	63.49
50610100	Pension Cap Credits	UZ	2000000430	11/13/2012	53.30
50610100	Pension Cap Credits	UZ	2000000430	11/13/2012	140.34
50610100	Pension Cap Credits	UZ	2000000430	11/13/2012	397.70
50610100	Pension Cap Credits	UZ	2000000430	11/13/2012	(193.57)
50610100	Pension Cap Credits	UZ	2000000430	11/13/2012	(32.16)
50610100	Pension Cap Credits	UZ	2000000430	11/13/2012	23.82
50610100	Pension Cap Credits	UZ	2000000430	11/13/2012	(100.55)
50610100	Pension Cap Credits	UZ	2000000430	11/13/2012	12.82
50610100	Pension Cap Credits	UZ	2000000430	11/13/2012	94.63
50610100	Pension Cap Credits	UZ	2000000430	11/13/2012	9.67
50610100	Pension Cap Credits	UZ	2000000430	11/13/2012	(32.95)
50610100	Pension Cap Credits	UZ	2000000430	11/13/2012	191.70
50610100	Pension Cap Credits	UZ	2000000431	11/13/2012	(36.76)
50610100	Pension Cap Credits	UZ	2000000430	11/13/2012	(13.28)
50610100	Pension Cap Credits	UZ	2000000430	11/13/2012	4.13
50610100	Pension Cap Credits	UZ	2000000430	11/13/2012	(14.57)
50610100	Pension Cap Credits	UZ	2000000430	11/13/2012	62.93
50610100	Pension Cap Credits	UZ	2000000430	11/13/2012	126.59
50610100	Pension Cap Credits	UZ	2000000430	11/13/2012	(256.45)
50610100	Pension Cap Credits	UZ	2000000430	11/13/2012	(146.86)
50610100	Pension Cap Credits	UZ	2000000430	11/13/2012	135.60
50610100	Pension Cap Credits	UZ	2000000430	11/13/2012	11.73
50610100	Pension Cap Credits	UZ	2000000430	11/13/2012	267.81
50610100	Pension Cap Credits	UZ	2000000430	11/13/2012	108.95
50610100	Pension Cap Credits	UZ	2000000430	11/13/2012	233.30
50610100	Pension Cap Credits	UZ	2000000430	11/13/2012	17.60
50610100	Pension Cap Credits	UZ	2000000430	11/13/2012	526.83
50610100	Pension Cap Credits	UZ	2000000430	11/13/2012	247.86
50610100	Pension Cap Credits	UZ	2000000430	11/13/2012	80.31
50610100	Pension Cap Credits	UZ	2000000430	11/13/2012	79.45
50610100	Pension Cap Credits	UZ	2000000430	11/13/2012	24.82
50610100	Pension Cap Credits	UZ	2000000430	11/13/2012	182.86
50610100	Pension Cap Credits	UZ	2000000430	11/13/2012	20.74
50610100	Pension Cap Credits	UZ	2000000430	11/13/2012	12.84
50610100	Pension Cap Credits	UZ	2000000430	11/13/2012	(18.93)
50610100	Pension Cap Credits	UZ	2000000430	11/13/2012	143.78
50610100	Pension Cap Credits	UZ	2000000431	11/13/2012	23.09
50610100	Pension Cap Credits	UZ	2000000430	11/13/2012	(93.25)
50610100	Pension Cap Credits	UZ	2000000430	11/13/2012	(1.40)
50610100	Pension Cap Credits	UZ	2000000430	11/13/2012	113.76
50610100	Pension Cap Credits	UZ	2000000430	11/13/2012	40.41
50610100	Pension Cap Credits	UZ	2000000430	11/13/2012	(556.59)

Kentucky American Water Company  
Case No. 2012-00520  
Response to PSC DR1, Item 31

Account	Description	Doc Type	Document Number	Posting Date	Amount
52000000	M&S Expense (O&M)	KR	5000002992	11/13/2012	940.49
52000000	M&S Expense (O&M)	KR	5000003002	11/13/2012	743.33
52000000	M&S Expense (O&M)	KR	5000003006	11/13/2012	4,006.80
52000000	M&S Expense (O&M)	KR	5000003006	11/13/2012	222.60
52000000	M&S Expense (O&M)	UZ	2000000430	11/13/2012	(2,707.11)
52000000	M&S Expense (O&M)	UZ	2000000430	11/13/2012	1,033.49
52000000	M&S Expense (O&M)	UZ	2000000430	11/13/2012	132.91
52000000	M&S Expense (O&M)	UZ	2000000430	11/13/2012	(6,778.63)
52000000	M&S Expense (O&M)	UZ	2000000430	11/13/2012	(8,806.33)
52000000	M&S Expense (O&M)	UZ	2000000430	11/13/2012	(1,950.19)
52000000	M&S Expense (O&M)	UZ	2000000430	11/13/2012	(350.41)
52000000	M&S Expense (O&M)	UZ	2000000430	11/13/2012	(1,219.84)
52000000	M&S Expense (O&M)	UZ	2000000430	11/13/2012	(2,980,446.00)
52000000	M&S Expense (O&M)	UZ	2000000430	11/13/2012	(6,563.03)
52000000	M&S Expense (O&M)	UZ	2000000430	11/13/2012	(15,069.59)
52000000	M&S Expense (O&M)	UZ	2000000430	11/13/2012	(498.20)
52000000	M&S Expense (O&M)	UZ	2000000430	11/13/2012	(2,675.44)
52000000	M&S Expense (O&M)	UZ	2000000430	11/13/2012	(910.08)
52000000	M&S Expense (O&M)	UZ	2000000430	11/13/2012	(431.64)
52000000	M&S Expense (O&M)	UZ	2000000430	11/13/2012	(233.71)
52500000	Misc Expense (O&M)	WE	5000002999	11/13/2012	5,325.90
52500000	Misc Expense (O&M)	WE	5000003007	11/13/2012	1,017.07
52500000	Misc Expense (O&M)	WE	5000003008	11/13/2012	10,313.80
52500000	Misc Expense (O&M)	WE	5000003009	11/13/2012	797.59
52500000	Misc Expense (O&M)	WE	5000003009	11/13/2012	917.96
52500000	Misc Expense (O&M)	WE	5000003010	11/13/2012	(797.59)
52500000	Misc Expense (O&M)	WE	5000003011	11/13/2012	392.86
52500000	Misc Expense (O&M)	WE	5000003041	11/13/2012	(5,325.90)
52500000	Misc Expense (O&M)	UZ	2000000430	11/13/2012	(10,976.57)
52500000	Misc Expense (O&M)	UZ	2000000431	11/13/2012	(15,893.64)
52500000	Misc Expense (O&M)	UZ	2000000430	11/13/2012	(2,306.56)
52500000	Misc Expense (O&M)	UZ	2000000430	11/13/2012	(10,467.50)
52500000	Misc Expense (O&M)	UZ	2000000430	11/13/2012	(12,382.92)
52500000	Misc Expense (O&M)	UZ	2000000430	11/13/2012	(2,697.14)
52500000	Misc Expense (O&M)	UZ	2000000430	11/13/2012	(5,325.90)
52535000	Meals Deductible	ZI	9000001387	11/13/2012	30.25
52554500	Lab Supplies	WE	5000003012	11/13/2012	147.04
52554500	Lab Supplies	WE	5000003013	11/13/2012	3,758.34
52574000	Telephone	WE	5000002993	11/13/2012	38,758.73
52574000	Telephone	ZC	9400001271	11/13/2012	1,117.70
52574000	Telephone	ZC	9400001271	11/13/2012	332.55
52574000	Telephone	ZC	9400001271	11/13/2012	61.92
52574000	Telephone	ZC	9400001271	11/13/2012	120.15
52574000	Telephone	ZC	9400001271	11/13/2012	46.82
52574000	Telephone	ZC	9400001271	11/13/2012	53.85
52574000	Telephone	ZC	9400001271	11/13/2012	77.64
52574000	Telephone	ZC	9400001271	11/13/2012	20.25
52574000	Telephone	ZC	9400001271	11/13/2012	2,046.65
52574000	Telephone	ZC	9400001271	11/13/2012	265.85
52574000	Telephone	ZC	9400001271	11/13/2012	797.55
52574000	Telephone	UZ	2000000430	11/13/2012	(648.00)
52574000	Telephone	UZ	2000000430	11/13/2012	(5,671.50)
52574000	Telephone	UZ	2000000430	11/13/2012	(38,758.73)
52574100	Cell Phone	ZI	9000001361	11/13/2012	50.00
52574100	Cell Phone	ZC	9400001271	11/13/2012	92.38
52574100	Cell Phone	ZC	9400001271	11/13/2012	47.41
52574100	Cell Phone	ZC	9400001271	11/13/2012	47.41
52574100	Cell Phone	ZC	9400001271	11/13/2012	944.02
52574100	Cell Phone	ZC	9400001271	11/13/2012	711.62
52582000	Uniforms	ZI	9000001314	11/13/2012	94.44
52582000	Uniforms	ZI	9000001315	11/13/2012	157.34
52582000	Uniforms	ZI	9000001316	11/13/2012	45.77
52582000	Uniforms	ZI	9000001397	11/13/2012	173.56
52582000	Uniforms	ZI	9000001398	11/13/2012	46.66
52583000	Water & WW	UZ	2000000430	11/13/2012	5,309.47
52583000	Water & WW	UZ	2000000430	11/13/2012	(5,309.47)
53150000	Contr Svc-Other	KR	5000003000	11/13/2012	74.77
53150000	Contr Svc-Other	KR	5000003000	11/13/2012	74.77
53150000	Contr Svc-Other	KR	5000003000	11/13/2012	74.77
53150000	Contr Svc-Other	KR	5000003000	11/13/2012	74.77
53150000	Contr Svc-Other	KR	5000003000	11/13/2012	74.77
53150000	Contr Svc-Other	KR	5000003000	11/13/2012	74.74
53150000	Contr Svc-Other	UZ	2000000430	11/13/2012	(7,000.00)
53150000	Contr Svc-Other	UZ	2000000430	11/13/2012	(978.50)
53150000	Contr Svc-Other	UZ	2000000430	11/13/2012	(24,965.35)
53150000	Contr Svc-Other	UZ	2000000430	11/13/2012	(1,635.94)
53150000	Contr Svc-Other	UZ	2000000430	11/13/2012	(74.77)

Kentucky American Water Company  
Case No. 2012-00520  
Response to PSC DR1, Item 31

Account	Description	Doc Type	Document Number	Posting Date	Amount
53150000	Contr Svc-Other	UZ	2000000430	11/13/2012	(1,667.59)
53150000	Contr Svc-Other	UZ	2000000430	11/13/2012	(104.03)
53150000	Contr Svc-Other	UZ	2000000430	11/13/2012	5,950.02
53150000	Contr Svc-Other	UZ	2000000430	11/13/2012	(5,950.02)
53150000	Contr Svc-Other	UZ	2000000430	11/13/2012	(3,825.02)
53150000	Contr Svc-Other	UZ	2000000430	11/13/2012	3,825.02
53150000	Contr Svc-Other	UZ	2000000430	11/13/2012	(86,044.03)
53150000	Contr Svc-Other	UZ	2000000430	11/13/2012	86,044.03
53150000	Contr Svc-Other	UZ	2000000430	11/13/2012	(3,869.56)
53150000	Contr Svc-Other	UZ	2000000430	11/13/2012	210.01
53150000	Contr Svc-Other	UZ	2000000430	11/13/2012	(210.01)
53150000	Contr Svc-Other	UZ	2000000430	11/13/2012	105.01
53150000	Contr Svc-Other	UZ	2000000430	11/13/2012	(105.01)
53150000	Contr Svc-Other	UZ	2000000430	11/13/2012	(3,830.01)
53150000	Contr Svc-Other	UZ	2000000430	11/13/2012	3,830.01
53150000	Contr Svc-Other	UZ	2000000430	11/13/2012	(1,005.01)
53150000	Contr Svc-Other	UZ	2000000431	11/13/2012	1,005.01
53150000	Contr Svc-Other	UZ	2000000430	11/13/2012	(73.14)
53150000	Contr Svc-Other	UZ	2000000431	11/13/2012	(114.49)
53150000	Contr Svc-Other	UZ	2000000430	11/13/2012	(342.38)
53150000	Contr Svc-Other	UZ	2000000430	11/13/2012	(61,008.83)
53150000	Contr Svc-Other	UZ	2000000430	11/13/2012	(524.17)
53150000	Contr Svc-Other	UZ	2000000430	11/13/2012	(31,468.91)
53150000	Contr Svc-Other	UZ	2000000430	11/13/2012	(16,825.00)
53150000	Contr Svc-Other	UZ	2000000430	11/13/2012	(6,211.50)
53150000	Contr Svc-Other	UZ	2000000430	11/13/2012	(6,663.11)
53150000	Contr Svc-Other	UZ	2000000430	11/13/2012	(176.69)
55000100	Trans Cap Credits	UZ	2000000430	11/13/2012	(78.51)
55000100	Trans Cap Credits	UZ	2000000430	11/13/2012	24.32
55000100	Trans Cap Credits	UZ	2000000430	11/13/2012	20.41
55000100	Trans Cap Credits	UZ	2000000430	11/13/2012	53.75
55000100	Trans Cap Credits	UZ	2000000430	11/13/2012	152.31
55000100	Trans Cap Credits	UZ	2000000430	11/13/2012	(74.13)
55000100	Trans Cap Credits	UZ	2000000430	11/13/2012	(12.32)
55000100	Trans Cap Credits	UZ	2000000430	11/13/2012	9.12
55000100	Trans Cap Credits	UZ	2000000430	11/13/2012	(38.51)
55000100	Trans Cap Credits	UZ	2000000430	11/13/2012	4.91
55000100	Trans Cap Credits	UZ	2000000430	11/13/2012	36.24
55000100	Trans Cap Credits	UZ	2000000430	11/13/2012	3.71
55000100	Trans Cap Credits	UZ	2000000430	11/13/2012	(12.62)
55000100	Trans Cap Credits	UZ	2000000430	11/13/2012	73.42
55000100	Trans Cap Credits	UZ	2000000430	11/13/2012	(14.08)
55000100	Trans Cap Credits	UZ	2000000430	11/13/2012	(5.08)
55000100	Trans Cap Credits	UZ	2000000430	11/13/2012	1.58
55000100	Trans Cap Credits	UZ	2000000431	11/13/2012	(5.58)
55000100	Trans Cap Credits	UZ	2000000430	11/13/2012	24.10
55000100	Trans Cap Credits	UZ	2000000430	11/13/2012	48.48
55000100	Trans Cap Credits	UZ	2000000430	11/13/2012	(98.21)
55000100	Trans Cap Credits	UZ	2000000430	11/13/2012	(56.24)
55000100	Trans Cap Credits	UZ	2000000430	11/13/2012	51.93
55000100	Trans Cap Credits	UZ	2000000430	11/13/2012	4.49
55000100	Trans Cap Credits	UZ	2000000430	11/13/2012	102.56
55000100	Trans Cap Credits	UZ	2000000430	11/13/2012	41.73
55000100	Trans Cap Credits	UZ	2000000430	11/13/2012	89.35
55000100	Trans Cap Credits	UZ	2000000430	11/13/2012	6.74
55000100	Trans Cap Credits	UZ	2000000430	11/13/2012	201.76
55000100	Trans Cap Credits	UZ	2000000430	11/13/2012	94.92
55000100	Trans Cap Credits	UZ	2000000430	11/13/2012	30.76
55000100	Trans Cap Credits	UZ	2000000430	11/13/2012	30.43
55000100	Trans Cap Credits	UZ	2000000430	11/13/2012	9.51
55000100	Trans Cap Credits	UZ	2000000430	11/13/2012	70.03
55000100	Trans Cap Credits	UZ	2000000430	11/13/2012	7.94
55000100	Trans Cap Credits	UZ	2000000430	11/13/2012	4.92
55000100	Trans Cap Credits	UZ	2000000430	11/13/2012	(36,252.00)
55000100	Trans Cap Credits	UZ	2000000430	11/13/2012	(7.25)
55000100	Trans Cap Credits	UZ	2000000430	11/13/2012	55.06
55000100	Trans Cap Credits	UZ	2000000430	11/13/2012	8.84
55000100	Trans Cap Credits	UZ	2000000430	11/13/2012	(35.71)
55000100	Trans Cap Credits	UZ	2000000430	11/13/2012	(0.54)
55000100	Trans Cap Credits	UZ	2000000430	11/13/2012	43.57
55000100	Trans Cap Credits	UZ	2000000430	11/13/2012	(15,900.00)
55000100	Trans Cap Credits	UZ	2000000430	11/13/2012	15.47
55000100	Trans Cap Credits	UZ	2000000430	11/13/2012	(213.16)
55010300	Trans Lease Maint	KR	5000003005	11/13/2012	19,360.35
55720100	Ins W/C Cap Credits	UZ	2000000430	11/13/2012	(27.34)
55720100	Ins W/C Cap Credits	UZ	2000000430	11/13/2012	8.47
55720100	Ins W/C Cap Credits	UZ	2000000431	11/13/2012	7.11

Kentucky American Water Company  
Case No. 2012-00520  
Response to PSC DR1, Item 31

Account	Description	Doc Type	Document Number	Posting Date	Amount
55720100	Ins W/C Cap Credits	UZ	2000000430	11/13/2012	18.72
55720100	Ins W/C Cap Credits	UZ	2000000430	11/13/2012	53.04
55720100	Ins W/C Cap Credits	UZ	2000000430	11/13/2012	(25.82)
55720100	Ins W/C Cap Credits	UZ	2000000430	11/13/2012	(4.29)
55720100	Ins W/C Cap Credits	UZ	2000000430	11/13/2012	3.18
55720100	Ins W/C Cap Credits	UZ	2000000430	11/13/2012	(13.41)
55720100	Ins W/C Cap Credits	UZ	2000000430	11/13/2012	1.71
55720100	Ins W/C Cap Credits	UZ	2000000430	11/13/2012	12.62
55720100	Ins W/C Cap Credits	UZ	2000000430	11/13/2012	1.29
55720100	Ins W/C Cap Credits	UZ	2000000430	11/13/2012	(4.39)
55720100	Ins W/C Cap Credits	UZ	2000000430	11/13/2012	25.57
55720100	Ins W/C Cap Credits	UZ	2000000430	11/13/2012	(4.90)
55720100	Ins W/C Cap Credits	UZ	2000000430	11/13/2012	(1.77)
55720100	Ins W/C Cap Credits	UZ	2000000430	11/13/2012	0.55
55720100	Ins W/C Cap Credits	UZ	2000000430	11/13/2012	(1.94)
55720100	Ins W/C Cap Credits	UZ	2000000430	11/13/2012	8.39
55720100	Ins W/C Cap Credits	UZ	2000000430	11/13/2012	16.88
55720100	Ins W/C Cap Credits	UZ	2000000430	11/13/2012	(34.20)
55720100	Ins W/C Cap Credits	UZ	2000000430	11/13/2012	(19.59)
55720100	Ins W/C Cap Credits	UZ	2000000430	11/13/2012	18.09
55720100	Ins W/C Cap Credits	UZ	2000000430	11/13/2012	1.56
55720100	Ins W/C Cap Credits	UZ	2000000430	11/13/2012	35.72
55720100	Ins W/C Cap Credits	UZ	2000000430	11/13/2012	14.53
55720100	Ins W/C Cap Credits	UZ	2000000430	11/13/2012	31.12
55720100	Ins W/C Cap Credits	UZ	2000000430	11/13/2012	2.35
55720100	Ins W/C Cap Credits	UZ	2000000430	11/13/2012	70.26
55720100	Ins W/C Cap Credits	UZ	2000000430	11/13/2012	33.06
55720100	Ins W/C Cap Credits	UZ	2000000430	11/13/2012	10.71
55720100	Ins W/C Cap Credits	UZ	2000000430	11/13/2012	10.60
55720100	Ins W/C Cap Credits	UZ	2000000430	11/13/2012	3.31
55720100	Ins W/C Cap Credits	UZ	2000000430	11/13/2012	24.39
55720100	Ins W/C Cap Credits	UZ	2000000430	11/13/2012	2.77
55720100	Ins W/C Cap Credits	UZ	2000000430	11/13/2012	1.71
55720100	Ins W/C Cap Credits	UZ	2000000430	11/13/2012	(2.52)
55720100	Ins W/C Cap Credits	UZ	2000000430	11/13/2012	19.18
55720100	Ins W/C Cap Credits	UZ	2000000430	11/13/2012	3.08
55720100	Ins W/C Cap Credits	UZ	2000000430	11/13/2012	(12.44)
55720100	Ins W/C Cap Credits	UZ	2000000430	11/13/2012	(0.19)
55720100	Ins W/C Cap Credits	UZ	2000000430	11/13/2012	15.17
55720100	Ins W/C Cap Credits	UZ	2000000430	11/13/2012	5.39
55720100	Ins W/C Cap Credits	UZ	2000000430	11/13/2012	(74.23)
57010000	Uncoll Accts Exp	ZA	9400001273	11/13/2012	(903.88)
68533100	FICA Cap Credits	UZ	2000000430	11/13/2012	25.63
68533100	FICA Cap Credits	UZ	2000000430	11/13/2012	20.98
68533100	FICA Cap Credits	UZ	2000000430	11/13/2012	74.12
68533100	FICA Cap Credits	UZ	2000000430	11/13/2012	155.02
68533100	FICA Cap Credits	UZ	2000000431	11/13/2012	8.89
68533100	FICA Cap Credits	UZ	2000000430	11/13/2012	22.44
68533100	FICA Cap Credits	UZ	2000000430	11/13/2012	38.20
68533100	FICA Cap Credits	UZ	2000000430	11/13/2012	3.84
68533100	FICA Cap Credits	UZ	2000000430	11/13/2012	47.32
68533100	FICA Cap Credits	UZ	2000000430	11/13/2012	126.20
68533100	FICA Cap Credits	UZ	2000000430	11/13/2012	(5.17)
68533100	FICA Cap Credits	UZ	2000000430	11/13/2012	6.82
68533100	FICA Cap Credits	UZ	2000000430	11/13/2012	61.66
68533100	FICA Cap Credits	UZ	2000000430	11/13/2012	24.82
68533100	FICA Cap Credits	UZ	2000000430	11/13/2012	49.90
68533100	FICA Cap Credits	UZ	2000000430	11/13/2012	87.63
68533100	FICA Cap Credits	UZ	2000000430	11/13/2012	112.17
68533100	FICA Cap Credits	UZ	2000000430	11/13/2012	4.71
68533100	FICA Cap Credits	UZ	2000000430	11/13/2012	318.50
68533100	FICA Cap Credits	UZ	2000000430	11/13/2012	101.61
68533100	FICA Cap Credits	UZ	2000000430	11/13/2012	206.81
68533100	FICA Cap Credits	UZ	2000000430	11/13/2012	6.78
68533100	FICA Cap Credits	UZ	2000000430	11/13/2012	456.65
68533100	FICA Cap Credits	UZ	2000000430	11/13/2012	96.02
68533100	FICA Cap Credits	UZ	2000000430	11/13/2012	31.54
68533100	FICA Cap Credits	UZ	2000000430	11/13/2012	72.31
68533100	FICA Cap Credits	UZ	2000000430	11/13/2012	10.02
68533100	FICA Cap Credits	UZ	2000000430	11/13/2012	243.90
68533100	FICA Cap Credits	UZ	2000000430	11/13/2012	14.82
68533100	FICA Cap Credits	UZ	2000000430	11/13/2012	12.03
68533100	FICA Cap Credits	UZ	2000000430	11/13/2012	9.63
68533100	FICA Cap Credits	UZ	2000000430	11/13/2012	94.65
68533100	FICA Cap Credits	UZ	2000000430	11/13/2012	25.34
68533100	FICA Cap Credits	UZ	2000000430	11/13/2012	3.90
68533100	FICA Cap Credits	UZ	2000000430	11/13/2012	99.44

Kentucky American Water Company  
Case No. 2012-00520  
Response to PSC DR1, Item 31

Account	Description	Doc Type	Document Number	Posting Date	Amount
68533100	FICA Cap Credits	UZ	2000000431	11/13/2012	15.62
68535100	SUTA Cap Credits	UZ	2000000430	11/13/2012	1.21
68535100	SUTA Cap Credits	UZ	2000000431	11/13/2012	2.41
68535100	SUTA Cap Credits	UZ	2000000430	11/13/2012	2.71
72802000	CIAC Rcpt Svcs Clrg	UZ	2000000430	11/13/2012	11,452.00
72802000	CIAC Rcpt Svcs Clrg	UZ	2000000430	11/13/2012	3,406.00
72802000	CIAC Rcpt Svcs Clrg	UZ	2000000430	11/13/2012	2,242.00
72802100	CIAC Rcpt Non-SrvClr	DR	4000003817	11/13/2012	(817.00)
72802100	CIAC Rcpt Non-SrvClr	DR	4000003819	11/13/2012	(3,268.00)
72802100	CIAC Rcpt Non-SrvClr	UZ	2000000430	11/13/2012	13,864.00
72802100	CIAC Rcpt Non-SrvClr	UZ	2000000430	11/13/2012	31,046.00
88107000	CAP Move-CWIP	UZ	2000000432	11/13/2012	(1,033.49)
88107000	CAP Move-CWIP	UZ	2000000432	11/13/2012	78.51
88107000	CAP Move-CWIP	UZ	2000000432	11/13/2012	205.00
88107000	CAP Move-CWIP	UZ	2000000432	11/13/2012	142.19
88107000	CAP Move-CWIP	UZ	2000000432	11/13/2012	2,707.11
88107000	CAP Move-CWIP	UZ	2000000432	11/13/2012	27.34
88107000	CAP Move-CWIP	UZ	2000000433	11/13/2012	7,000.00
88107000	CAP Move-CWIP	UZ	2000000432	11/13/2012	(8.47)
88107000	CAP Move-CWIP	UZ	2000000432	11/13/2012	(44.04)
88107000	CAP Move-CWIP	UZ	2000000432	11/13/2012	(63.49)
88107000	CAP Move-CWIP	UZ	2000000432	11/13/2012	(28.70)
88107000	CAP Move-CWIP	UZ	2000000432	11/13/2012	(340.08)
88107000	CAP Move-CWIP	UZ	2000000432	11/13/2012	(24.32)
88107000	CAP Move-CWIP	UZ	2000000432	11/13/2012	(17.85)
88107000	CAP Move-CWIP	UZ	2000000432	11/13/2012	(13.60)
88107000	CAP Move-CWIP	UZ	2000000432	11/13/2012	(25.63)
88107000	CAP Move-CWIP	UZ	2000000432	11/13/2012	(285.48)
88107000	CAP Move-CWIP	UZ	2000000432	11/13/2012	(36.97)
88107000	CAP Move-CWIP	UZ	2000000432	11/13/2012	(20.98)
88107000	CAP Move-CWIP	UZ	2000000432	11/13/2012	(7.14)
88107000	CAP Move-CWIP	UZ	2000000432	11/13/2012	(20.41)
88107000	CAP Move-CWIP	UZ	2000000432	11/13/2012	(57.76)
88107000	CAP Move-CWIP	UZ	2000000432	11/13/2012	(7.11)
88107000	CAP Move-CWIP	UZ	2000000433	11/13/2012	(53.30)
88107000	CAP Move-CWIP	UZ	2000000432	11/13/2012	(53.75)
88107000	CAP Move-CWIP	UZ	2000000432	11/13/2012	(97.34)
88107000	CAP Move-CWIP	UZ	2000000432	11/13/2012	(25.26)
88107000	CAP Move-CWIP	UZ	2000000432	11/13/2012	(140.34)
88107000	CAP Move-CWIP	UZ	2000000432	11/13/2012	(1,010.88)
88107000	CAP Move-CWIP	UZ	2000000432	11/13/2012	(74.12)
88107000	CAP Move-CWIP	UZ	2000000432	11/13/2012	(18.72)
88107000	CAP Move-CWIP	UZ	2000000432	11/13/2012	(232.06)
88107000	CAP Move-CWIP	UZ	2000000432	11/13/2012	(152.31)
88107000	CAP Move-CWIP	UZ	2000000432	11/13/2012	(275.86)
88107000	CAP Move-CWIP	UZ	2000000432	11/13/2012	(2,130.18)
88107000	CAP Move-CWIP	UZ	2000000432	11/13/2012	(155.02)
88107000	CAP Move-CWIP	UZ	2000000432	11/13/2012	(56.43)
88107000	CAP Move-CWIP	UZ	2000000432	11/13/2012	(53.04)
88107000	CAP Move-CWIP	UZ	2000000432	11/13/2012	(16.75)
88107000	CAP Move-CWIP	UZ	2000000432	11/13/2012	(506.72)
88107000	CAP Move-CWIP	UZ	2000000432	11/13/2012	(397.70)
88107000	CAP Move-CWIP	UZ	2000000432	11/13/2012	134.27
88107000	CAP Move-CWIP	UZ	2000000432	11/13/2012	74.13
88107000	CAP Move-CWIP	UZ	2000000432	11/13/2012	193.57
88107000	CAP Move-CWIP	UZ	2000000432	11/13/2012	25.82
88107000	CAP Move-CWIP	UZ	2000000432	11/13/2012	12.32
88107000	CAP Move-CWIP	UZ	2000000432	11/13/2012	22.31
88107000	CAP Move-CWIP	UZ	2000000432	11/13/2012	4.29
88107000	CAP Move-CWIP	UZ	2000000432	11/13/2012	32.16
88107000	CAP Move-CWIP	UZ	2000000432	11/13/2012	(6.63)
88107000	CAP Move-CWIP	UZ	2000000432	11/13/2012	(3.15)
88107000	CAP Move-CWIP	UZ	2000000432	11/13/2012	(23.58)
88107000	CAP Move-CWIP	UZ	2000000432	11/13/2012	(126.33)
88107000	CAP Move-CWIP	UZ	2000000432	11/13/2012	(8.80)
88107000	CAP Move-CWIP	UZ	2000000432	11/13/2012	(9.03)
88107000	CAP Move-CWIP	UZ	2000000432	11/13/2012	(16.36)
88107000	CAP Move-CWIP	UZ	2000000432	11/13/2012	(36.04)
88107000	CAP Move-CWIP	UZ	2000000433	11/13/2012	(4.43)
88107000	CAP Move-CWIP	UZ	2000000432	11/13/2012	6,778.63
88107000	CAP Move-CWIP	UZ	2000000432	11/13/2012	(132.91)
88107000	CAP Move-CWIP	UZ	2000000432	11/13/2012	38.51
88107000	CAP Move-CWIP	UZ	2000000432	11/13/2012	69.74
88107000	CAP Move-CWIP	UZ	2000000432	11/13/2012	8,806.33
88107000	CAP Move-CWIP	UZ	2000000432	11/13/2012	13.41
88107000	CAP Move-CWIP	UZ	2000000432	11/13/2012	100.55
88107000	CAP Move-CWIP	UZ	2000000432	11/13/2012	1,950.19

Kentucky American Water Company  
Case No. 2012-00520  
Response to PSC DR1, Item 31

Account	Description	Doc Type	Document Number	Posting Date	Amount
88107000	CAP Move-CWIP	UZ	2000000432	11/13/2012	350.41
88107000	CAP Move-CWIP	UZ	2000000432	11/13/2012	1,219.84
88107000	CAP Move-CWIP	UZ	2000000432	11/13/2012	(15.61)
88107000	CAP Move-CWIP	UZ	2000000432	11/13/2012	(8.89)
88107000	CAP Move-CWIP	UZ	2000000432	11/13/2012	(11.91)
88107000	CAP Move-CWIP	UZ	2000000432	11/13/2012	(22.44)
88107000	CAP Move-CWIP	UZ	2000000432	11/13/2012	(1.71)
88107000	CAP Move-CWIP	UZ	2000000432	11/13/2012	(25.10)
88107000	CAP Move-CWIP	UZ	2000000432	11/13/2012	(12.82)
88107000	CAP Move-CWIP	UZ	2000000432	11/13/2012	(297.57)
88107000	CAP Move-CWIP	UZ	2000000432	11/13/2012	(4.91)
88107000	CAP Move-CWIP	UZ	2000000432	11/13/2012	(506.85)
88107000	CAP Move-CWIP	UZ	2000000432	11/13/2012	(12.62)
88107000	CAP Move-CWIP	UZ	2000000432	11/13/2012	(26.62)
88107000	CAP Move-CWIP	UZ	2000000432	11/13/2012	(20.28)
88107000	CAP Move-CWIP	UZ	2000000432	11/13/2012	(38.20)
88107000	CAP Move-CWIP	UZ	2000000432	11/13/2012	978.50
88107000	CAP Move-CWIP	UZ	2000000432	11/13/2012	(43.03)
88107000	CAP Move-CWIP	UZ	2000000432	11/13/2012	(36.24)
88107000	CAP Move-CWIP	UZ	2000000432	11/13/2012	(94.63)
88107000	CAP Move-CWIP	UZ	2000000432	11/13/2012	(65.64)
88107000	CAP Move-CWIP	UZ	2000000432	11/13/2012	2,980,446.00
88107000	CAP Move-CWIP	UZ	2000000432	11/13/2012	(51.30)
88107000	CAP Move-CWIP	UZ	2000000432	11/13/2012	(1.29)
88107000	CAP Move-CWIP	UZ	2000000432	11/13/2012	(9.61)
88107000	CAP Move-CWIP	UZ	2000000432	11/13/2012	(1.28)
88107000	CAP Move-CWIP	UZ	2000000432	11/13/2012	(3.67)
88107000	CAP Move-CWIP	UZ	2000000432	11/13/2012	(9.57)
88107000	CAP Move-CWIP	UZ	2000000432	11/13/2012	(6.64)
88107000	CAP Move-CWIP	UZ	2000000432	11/13/2012	(3.80)
88107000	CAP Move-CWIP	UZ	2000000432	11/13/2012	(18.58)
88107000	CAP Move-CWIP	UZ	2000000432	11/13/2012	(32.53)
88107000	CAP Move-CWIP	UZ	2000000432	11/13/2012	(46.85)
88107000	CAP Move-CWIP	UZ	2000000432	11/13/2012	(43.20)
88107000	CAP Move-CWIP	UZ	2000000432	11/13/2012	4.35
88107000	CAP Move-CWIP	UZ	2000000432	11/13/2012	32.62
88107000	CAP Move-CWIP	UZ	2000000432	11/13/2012	12.49
88107000	CAP Move-CWIP	UZ	2000000432	11/13/2012	(619.45)
88107000	CAP Move-CWIP	UZ	2000000432	11/13/2012	22.63
88107000	CAP Move-CWIP	UZ	2000000432	11/13/2012	(49.54)
88107000	CAP Move-CWIP	UZ	2000000432	11/13/2012	(1,651.87)
88107000	CAP Move-CWIP	UZ	2000000432	11/13/2012	(131.64)
88107000	CAP Move-CWIP	UZ	2000000432	11/13/2012	(72.69)
88107000	CAP Move-CWIP	UZ	2000000432	11/13/2012	(86.72)
88107000	CAP Move-CWIP	UZ	2000000432	11/13/2012	(189.78)
88107000	CAP Move-CWIP	UZ	2000000432	11/13/2012	(124.94)
88107000	CAP Move-CWIP	UZ	2000000432	11/13/2012	(115.16)
88107000	CAP Move-CWIP	UZ	2000000433	11/13/2012	(25.31)
88107000	CAP Move-CWIP	UZ	2000000432	11/13/2012	24,965.35
88107000	CAP Move-CWIP	UZ	2000000432	11/13/2012	10.98
88107000	CAP Move-CWIP	UZ	2000000432	11/13/2012	3.82
88107000	CAP Move-CWIP	UZ	2000000432	11/13/2012	28.67
88107000	CAP Move-CWIP	UZ	2000000432	11/13/2012	19.89
88107000	CAP Move-CWIP	UZ	2000000432	11/13/2012	5.08
88107000	CAP Move-CWIP	UZ	2000000432	11/13/2012	5.17
88107000	CAP Move-CWIP	UZ	2000000432	11/13/2012	9.21
88107000	CAP Move-CWIP	UZ	2000000432	11/13/2012	3.73
88107000	CAP Move-CWIP	UZ	2000000432	11/13/2012	71.11
88107000	CAP Move-CWIP	UZ	2000000432	11/13/2012	17.57
88107000	CAP Move-CWIP	UZ	2000000432	11/13/2012	1.77
88107000	CAP Move-CWIP	UZ	2000000433	11/13/2012	13.28
88107000	CAP Move-CWIP	UZ	2000000432	11/13/2012	(6.82)
88107000	CAP Move-CWIP	UZ	2000000432	11/13/2012	(1.58)
88107000	CAP Move-CWIP	UZ	2000000432	11/13/2012	(95.74)
88107000	CAP Move-CWIP	UZ	2000000432	11/13/2012	(5.02)
88107000	CAP Move-CWIP	UZ	2000000432	11/13/2012	(4.13)
88107000	CAP Move-CWIP	UZ	2000000432	11/13/2012	(30.14)
88107000	CAP Move-CWIP	UZ	2000000432	11/13/2012	(2.86)
88107000	CAP Move-CWIP	UZ	2000000432	11/13/2012	(3.82)
88107000	CAP Move-CWIP	UZ	2000000433	11/13/2012	(0.55)
88107000	CAP Move-CWIP	UZ	2000000432	11/13/2012	5.58
88107000	CAP Move-CWIP	UZ	2000000432	11/13/2012	(850.50)
88107000	CAP Move-CWIP	UZ	2000000432	11/13/2012	(61.66)
88107000	CAP Move-CWIP	UZ	2000000432	11/13/2012	1.94
88107000	CAP Move-CWIP	UZ	2000000432	11/13/2012	(44.66)
88107000	CAP Move-CWIP	UZ	2000000432	11/13/2012	14.57
88107000	CAP Move-CWIP	UZ	2000000432	11/13/2012	1,635.94



Kentucky American Water Company  
Case No. 2012-00520  
Response to PSC DR1, Item 31

Account	Description	Doc Type	Document Number	Posting Date	Amount
88107000	CAP Move-CWIP	UZ	2000000432	11/13/2012	(31.74)
88107000	CAP Move-CWIP	UZ	2000000432	11/13/2012	10.11
88107000	CAP Move-CWIP	UZ	2000000433	11/13/2012	(212.34)
88107000	CAP Move-CWIP	UZ	2000000433	11/13/2012	74.77
88107000	CAP Move-CWIP	UZ	2000000432	11/13/2012	(1.21)
88107000	CAP Move-CWIP	UZ	2000000432	11/13/2012	(62.51)
88107000	CAP Move-CWIP	UZ	2000000432	11/13/2012	(43.65)
88107000	CAP Move-CWIP	UZ	2000000432	11/13/2012	(24.10)
88107000	CAP Move-CWIP	UZ	2000000432	11/13/2012	(11.01)
88107000	CAP Move-CWIP	UZ	2000000432	11/13/2012	(8.39)
88107000	CAP Move-CWIP	UZ	2000000432	11/13/2012	(62.93)
88107000	CAP Move-CWIP	UZ	2000000432	11/13/2012	(15.04)
88107000	CAP Move-CWIP	UZ	2000000432	11/13/2012	(24.82)
88107000	CAP Move-CWIP	UZ	2000000432	11/13/2012	(337.05)
88107000	CAP Move-CWIP	UZ	2000000432	11/13/2012	1,667.59
88107000	CAP Move-CWIP	UZ	2000000432	11/13/2012	(126.59)
88107000	CAP Move-CWIP	UZ	2000000432	11/13/2012	(16.88)
88107000	CAP Move-CWIP	UZ	2000000432	11/13/2012	(136.83)
88107000	CAP Move-CWIP	UZ	2000000432	11/13/2012	(49.90)
88107000	CAP Move-CWIP	UZ	2000000432	11/13/2012	(48.48)
88107000	CAP Move-CWIP	UZ	2000000432	11/13/2012	(16.96)
88107000	CAP Move-CWIP	UZ	2000000432	11/13/2012	(87.80)
88107000	CAP Move-CWIP	UZ	2000000433	11/13/2012	(678.02)
88107000	CAP Move-CWIP	UZ	2000000432	11/13/2012	67.76
88107000	CAP Move-CWIP	UZ	2000000432	11/13/2012	(27.31)
88107000	CAP Move-CWIP	UZ	2000000432	11/13/2012	(179.93)
88107000	CAP Move-CWIP	UZ	2000000432	11/13/2012	(831.81)
88107000	CAP Move-CWIP	UZ	2000000432	11/13/2012	176.95
88107000	CAP Move-CWIP	UZ	2000000432	11/13/2012	(28.64)
88107000	CAP Move-CWIP	UZ	2000000432	11/13/2012	(60.46)
88107000	CAP Move-CWIP	UZ	2000000432	11/13/2012	23.60
88107000	CAP Move-CWIP	UZ	2000000432	11/13/2012	71.78
88107000	CAP Move-CWIP	UZ	2000000433	11/13/2012	122.74
88107000	CAP Move-CWIP	UZ	2000000432	11/13/2012	70.29
88107000	CAP Move-CWIP	UZ	2000000432	11/13/2012	13.52
88107000	CAP Move-CWIP	UZ	2000000432	11/13/2012	101.33
88107000	CAP Move-CWIP	UZ	2000000432	11/13/2012	38.81
88107000	CAP Move-CWIP	UZ	2000000432	11/13/2012	5,950.02
88107000	CAP Move-CWIP	UZ	2000000432	11/13/2012	(5,950.02)
88107000	CAP Move-CWIP	UZ	2000000432	11/13/2012	3,825.02
88107000	CAP Move-CWIP	UZ	2000000432	11/13/2012	(3,825.02)
88107000	CAP Move-CWIP	UZ	2000000432	11/13/2012	(135.60)
88107000	CAP Move-CWIP	UZ	2000000432	11/13/2012	86,044.03
88107000	CAP Move-CWIP	UZ	2000000432	11/13/2012	(86,044.03)
88107000	CAP Move-CWIP	UZ	2000000432	11/13/2012	(51.93)
88107000	CAP Move-CWIP	UZ	2000000432	11/13/2012	(0.30)
88107000	CAP Move-CWIP	UZ	2000000432	11/13/2012	(112.17)
88107000	CAP Move-CWIP	UZ	2000000432	11/13/2012	(1,489.88)
88107000	CAP Move-CWIP	UZ	2000000432	11/13/2012	(94.06)
88107000	CAP Move-CWIP	UZ	2000000432	11/13/2012	(18.09)
88107000	CAP Move-CWIP	UZ	2000000433	11/13/2012	(147.89)
88107000	CAP Move-CWIP	UZ	2000000433	11/13/2012	(3.79)
88107000	CAP Move-CWIP	UZ	2000000432	11/13/2012	(1.30)
88107000	CAP Move-CWIP	UZ	2000000432	11/13/2012	(3.25)
88107000	CAP Move-CWIP	UZ	2000000432	11/13/2012	(8.09)
88107000	CAP Move-CWIP	UZ	2000000432	11/13/2012	(3.10)
88107000	CAP Move-CWIP	UZ	2000000432	11/13/2012	(1.08)
88107000	CAP Move-CWIP	UZ	2000000432	11/13/2012	(43.36)
88107000	CAP Move-CWIP	UZ	2000000432	11/13/2012	(5.62)
88107000	CAP Move-CWIP	UZ	2000000432	11/13/2012	(4.58)
88107000	CAP Move-CWIP	UZ	2000000432	11/13/2012	(2.28)
88107000	CAP Move-CWIP	UZ	2000000432	11/13/2012	(83.59)
88107000	CAP Move-CWIP	UZ	2000000432	11/13/2012	(219.76)
88107000	CAP Move-CWIP	UZ	2000000432	11/13/2012	(92.29)
88107000	CAP Move-CWIP	UZ	2000000432	11/13/2012	4,528.50
88107000	CAP Move-CWIP	UZ	2000000432	11/13/2012	(128.17)
88107000	CAP Move-CWIP	UZ	2000000432	11/13/2012	(24.65)
88107000	CAP Move-CWIP	UZ	2000000432	11/13/2012	(3,370.31)
88107000	CAP Move-CWIP	UZ	2000000432	11/13/2012	(589.29)
88107000	CAP Move-CWIP	UZ	2000000432	11/13/2012	(70.77)
88107000	CAP Move-CWIP	UZ	2000000432	11/13/2012	(184.79)
88107000	CAP Move-CWIP	UZ	2000000432	11/13/2012	2,670.00
88107000	CAP Move-CWIP	UZ	2000000432	11/13/2012	(1.66)
88107000	CAP Move-CWIP	UZ	2000000432	11/13/2012	(210.01)
88107000	CAP Move-CWIP	UZ	2000000432	11/13/2012	210.01
88107000	CAP Move-CWIP	UZ	2000000432	11/13/2012	(105.01)
88107000	CAP Move-CWIP	UZ	2000000432	11/13/2012	105.01

Kentucky American Water Company  
Case No. 2012-00520  
Response to PSC DR1, Item 31

Account	Description	Doc Type	Document Number	Posting Date	Amount
88107000	CAP Move-CWIP	UZ	2000000432	11/13/2012	(3,830.01)
88107000	CAP Move-CWIP	UZ	2000000432	11/13/2012	(101.61)
88107000	CAP Move-CWIP	UZ	2000000432	11/13/2012	15,069.59
88107000	CAP Move-CWIP	UZ	2000000432	11/13/2012	(14.53)
88107000	CAP Move-CWIP	UZ	2000000432	11/13/2012	(75.57)
88107000	CAP Move-CWIP	UZ	2000000432	11/13/2012	(41.73)
88107000	CAP Move-CWIP	UZ	2000000432	11/13/2012	(108.95)
88107000	CAP Move-CWIP	UZ	2000000432	11/13/2012	(126.54)
88107000	CAP Move-CWIP	UZ	2000000432	11/13/2012	(1,347.13)
88107000	CAP Move-CWIP	UZ	2000000433	11/13/2012	3,830.01
88107000	CAP Move-CWIP	UZ	2000000432	11/13/2012	1,005.01
88107000	CAP Move-CWIP	UZ	2000000433	11/13/2012	(1,005.01)
88107000	CAP Move-CWIP	UZ	2000000432	11/13/2012	63.63
88107000	CAP Move-CWIP	UZ	2000000432	11/13/2012	(71.80)
88107000	CAP Move-CWIP	UZ	2000000432	11/13/2012	(27.07)
88107000	CAP Move-CWIP	UZ	2000000432	11/13/2012	(2,684.38)
88107000	CAP Move-CWIP	UZ	2000000432	11/13/2012	(494.36)
88107000	CAP Move-CWIP	UZ	2000000432	11/13/2012	(140.78)
88107000	CAP Move-CWIP	UZ	2000000432	11/13/2012	99.60
88107000	CAP Move-CWIP	UZ	2000000432	11/13/2012	(70.74)
88107000	CAP Move-CWIP	UZ	2000000432	11/13/2012	(202.97)
88107000	CAP Move-CWIP	UZ	2000000432	11/13/2012	(77.73)
88107000	CAP Move-CWIP	UZ	2000000432	11/13/2012	(2.36)
88107000	CAP Move-CWIP	UZ	2000000432	11/13/2012	(179.92)
88107000	CAP Move-CWIP	UZ	2000000432	11/13/2012	297.87
88107000	CAP Move-CWIP	UZ	2000000432	11/13/2012	(4.23)
88107000	CAP Move-CWIP	UZ	2000000432	11/13/2012	(15.31)
88107000	CAP Move-CWIP	UZ	2000000432	11/13/2012	(10.62)
88107000	CAP Move-CWIP	UZ	2000000432	11/13/2012	(5.90)
88107000	CAP Move-CWIP	UZ	2000000432	11/13/2012	(2.04)
88107000	CAP Move-CWIP	UZ	2000000432	11/13/2012	(24.33)
88107000	CAP Move-CWIP	UZ	2000000432	11/13/2012	(5.86)
88107000	CAP Move-CWIP	UZ	2000000432	11/13/2012	(82.01)
88107000	CAP Move-CWIP	UZ	2000000432	11/13/2012	53,077.68
88107000	CAP Move-CWIP	UZ	2000000432	11/13/2012	(175.53)
88107000	CAP Move-CWIP	UZ	2000000432	11/13/2012	(68.83)
88107000	CAP Move-CWIP	UZ	2000000432	11/13/2012	(317.92)
88107000	CAP Move-CWIP	UZ	2000000432	11/13/2012	(6,139.57)
88107000	CAP Move-CWIP	UZ	2000000432	11/13/2012	(71.75)
88107000	CAP Move-CWIP	UZ	2000000432	11/13/2012	(397.29)
88107000	CAP Move-CWIP	UZ	2000000432	11/13/2012	(1,261.61)
88107000	CAP Move-CWIP	UZ	2000000432	11/13/2012	(458.34)
88107000	CAP Move-CWIP	UZ	2000000432	11/13/2012	(61.13)
88107000	CAP Move-CWIP	UZ	2000000432	11/13/2012	456.03
88107000	CAP Move-CWIP	UZ	2000000432	11/13/2012	(149.57)
88107000	CAP Move-CWIP	UZ	2000000432	11/13/2012	(82.58)
88107000	CAP Move-CWIP	UZ	2000000432	11/13/2012	(314.30)
88107000	CAP Move-CWIP	UZ	2000000432	11/13/2012	(1,154.98)
88107000	CAP Move-CWIP	UZ	2000000432	11/13/2012	(83.54)
88107000	CAP Move-CWIP	UZ	2000000432	11/13/2012	(215.64)
88107000	CAP Move-CWIP	UZ	2000000432	11/13/2012	(28.76)
88107000	CAP Move-CWIP	UZ	2000000432	11/13/2012	(48.47)
88107000	CAP Move-CWIP	UZ	2000000432	11/13/2012	(26.76)
88107000	CAP Move-CWIP	UZ	2000000432	11/13/2012	(69.87)
88107000	CAP Move-CWIP	UZ	2000000432	11/13/2012	(1.17)
88107000	CAP Move-CWIP	UZ	2000000432	11/13/2012	(27.44)
88107000	CAP Move-CWIP	UZ	2000000432	11/13/2012	(19.64)
88107000	CAP Move-CWIP	UZ	2000000432	11/13/2012	(374.24)
88107000	CAP Move-CWIP	UZ	2000000432	11/13/2012	(76.59)
88107000	CAP Move-CWIP	UZ	2000000432	11/13/2012	(9.32)
88107000	CAP Move-CWIP	UZ	2000000432	11/13/2012	(25.11)
88107000	CAP Move-CWIP	UZ	2000000432	11/13/2012	(79.45)
88107000	CAP Move-CWIP	UZ	2000000432	11/13/2012	(10.60)
88107000	CAP Move-CWIP	UZ	2000000432	11/13/2012	(55.11)
88107000	CAP Move-CWIP	UZ	2000000432	11/13/2012	(307.62)
88107000	CAP Move-CWIP	UZ	2000000432	11/13/2012	(1,005.88)
88107000	CAP Move-CWIP	UZ	2000000432	11/13/2012	(72.31)
88107000	CAP Move-CWIP	UZ	2000000432	11/13/2012	(30.43)
88107000	CAP Move-CWIP	UZ	2000000432	11/13/2012	(12.49)
88107000	CAP Move-CWIP	UZ	2000000432	11/13/2012	(24.82)
88107000	CAP Move-CWIP	UZ	2000000432	11/13/2012	(132.96)
88107000	CAP Move-CWIP	UZ	2000000432	11/13/2012	(9.51)
88107000	CAP Move-CWIP	UZ	2000000432	11/13/2012	(3.31)
88107000	CAP Move-CWIP	UZ	2000000432	11/13/2012	(10.02)
88107000	CAP Move-CWIP	UZ	2000000432	11/13/2012	(17.22)
88107000	CAP Move-CWIP	UZ	2000000432	11/13/2012	648.00
88107000	CAP Move-CWIP	UZ	2000000432	11/13/2012	5,671.50

Kentucky American Water Company  
Case No. 2012-00520  
Response to PSC DR1, Item 31

Account	Description	Doc Type	Document Number	Posting Date	Amount
88107000	CAP Move-CWIP	UZ	2000000432	11/13/2012	38,758.73
88107000	CAP Move-CWIP	UZ	2000000432	11/13/2012	(126.83)
88107000	CAP Move-CWIP	UZ	2000000432	11/13/2012	(182.86)
88107000	CAP Move-CWIP	UZ	2000000432	11/13/2012	31,468.91
88107000	CAP Move-CWIP	UZ	2000000432	11/13/2012	(3,294.32)
88107000	CAP Move-CWIP	UZ	2000000432	11/13/2012	(243.90)
88107000	CAP Move-CWIP	UZ	2000000432	11/13/2012	(24.39)
88107000	CAP Move-CWIP	UZ	2000000432	11/13/2012	(70.03)
88107000	CAP Move-CWIP	UZ	2000000432	11/13/2012	(550.28)
88107000	CAP Move-CWIP	UZ	2000000432	11/13/2012	10,976.57
88107000	CAP Move-CWIP	UZ	2000000432	11/13/2012	(166.90)
88107000	CAP Move-CWIP	UZ	2000000432	11/13/2012	(130.06)
88107000	CAP Move-CWIP	UZ	2000000432	11/13/2012	(4.43)
88107000	CAP Move-CWIP	UZ	2000000432	11/13/2012	(14.39)
88107000	CAP Move-CWIP	UZ	2000000432	11/13/2012	(14.82)
88107000	CAP Move-CWIP	UZ	2000000432	11/13/2012	(199.81)
88107000	CAP Move-CWIP	UZ	2000000432	11/13/2012	(2.77)
88107000	CAP Move-CWIP	UZ	2000000432	11/13/2012	(20.74)
88107000	CAP Move-CWIP	UZ	2000000432	11/13/2012	(6.27)
88107000	CAP Move-CWIP	UZ	2000000432	11/13/2012	(32.89)
88107000	CAP Move-CWIP	UZ	2000000432	11/13/2012	(7.94)
88107000	CAP Move-CWIP	UZ	2000000432	11/13/2012	(162.50)
88107000	CAP Move-CWIP	UZ	2000000432	11/13/2012	(4.92)
88107000	CAP Move-CWIP	UZ	2000000432	11/13/2012	(1.71)
88107000	CAP Move-CWIP	UZ	2000000432	11/13/2012	16,825.00
88107000	CAP Move-CWIP	UZ	2000000432	11/13/2012	(12.03)
88107000	CAP Move-CWIP	UZ	2000000432	11/13/2012	(26.83)
88107000	CAP Move-CWIP	UZ	2000000432	11/13/2012	(6.50)
88107000	CAP Move-CWIP	UZ	2000000432	11/13/2012	(8.53)
88107000	CAP Move-CWIP	UZ	2000000432	11/13/2012	(8.90)
88107000	CAP Move-CWIP	UZ	2000000432	11/13/2012	(12.84)
88107000	CAP Move-CWIP	UZ	2000000432	11/13/2012	498.20
88107000	CAP Move-CWIP	UZ	2000000432	11/13/2012	36,252.00
88107000	CAP Move-CWIP	UZ	2000000432	11/13/2012	5,590.35
88107000	CAP Move-CWIP	UZ	2000000433	11/13/2012	14,304.28
88107000	CAP Move-CWIP	UZ	2000000432	11/13/2012	2,306.56
88107000	CAP Move-CWIP	UZ	2000000432	11/13/2012	10,467.50
88107000	CAP Move-CWIP	UZ	2000000432	11/13/2012	12,382.92
88107000	CAP Move-CWIP	UZ	2000000432	11/13/2012	13.13
88107000	CAP Move-CWIP	UZ	2000000432	11/13/2012	(9.63)
88107000	CAP Move-CWIP	UZ	2000000432	11/13/2012	(6.72)
88107000	CAP Move-CWIP	UZ	2000000432	11/13/2012	7.25
88107000	CAP Move-CWIP	UZ	2000000432	11/13/2012	(127.53)
88107000	CAP Move-CWIP	UZ	2000000432	11/13/2012	(5.10)
88107000	CAP Move-CWIP	UZ	2000000432	11/13/2012	18.93
88107000	CAP Move-CWIP	UZ	2000000432	11/13/2012	2.52
88107000	CAP Move-CWIP	UZ	2000000432	11/13/2012	(10.80)
88107000	CAP Move-CWIP	UZ	2000000432	11/13/2012	(37.18)
88107000	CAP Move-CWIP	UZ	2000000432	11/13/2012	(65.07)
88107000	CAP Move-CWIP	UZ	2000000432	11/13/2012	(93.70)
88107000	CAP Move-CWIP	UZ	2000000432	11/13/2012	(98.73)
88107000	CAP Move-CWIP	UZ	2000000432	11/13/2012	(86.40)
88107000	CAP Move-CWIP	UZ	2000000432	11/13/2012	(142.34)
88107000	CAP Move-CWIP	UZ	2000000432	11/13/2012	(54.51)
88107000	CAP Move-CWIP	UZ	2000000432	11/13/2012	(18.99)
88107000	CAP Move-CWIP	UZ	2000000433	11/13/2012	(1,238.91)
88107000	CAP Move-CWIP	UZ	2000000432	11/13/2012	2,086.84
88107000	CAP Move-CWIP	UZ	2000000432	11/13/2012	(88.57)
88107000	CAP Move-CWIP	UZ	2000000432	11/13/2012	(16.02)
88107000	CAP Move-CWIP	UZ	2000000432	11/13/2012	(3.08)
88107000	CAP Move-CWIP	UZ	2000000432	11/13/2012	910.08
88107000	CAP Move-CWIP	UZ	2000000432	11/13/2012	(8.84)
88107000	CAP Move-CWIP	UZ	2000000432	11/13/2012	(348.53)
88107000	CAP Move-CWIP	UZ	2000000432	11/13/2012	(25.34)
88107000	CAP Move-CWIP	UZ	2000000432	11/13/2012	(3.51)
88107000	CAP Move-CWIP	UZ	2000000433	11/13/2012	(10.93)
88107000	CAP Move-CWIP	UZ	2000000433	11/13/2012	(23.09)
88107000	CAP Move-CWIP	UZ	2000000432	11/13/2012	64.34
88107000	CAP Move-CWIP	UZ	2000000432	11/13/2012	8.58
88107000	CAP Move-CWIP	UZ	2000000432	11/13/2012	44.63
88107000	CAP Move-CWIP	UZ	2000000433	11/13/2012	24.64
88107000	CAP Move-CWIP	UZ	2000000432	11/13/2012	(1.37)
88107000	CAP Move-CWIP	UZ	2000000432	11/13/2012	0.19
88107000	CAP Move-CWIP	UZ	2000000432	11/13/2012	0.54
88107000	CAP Move-CWIP	UZ	2000000432	11/13/2012	0.97
88107000	CAP Move-CWIP	UZ	2000000432	11/13/2012	(3.90)
88107000	CAP Move-CWIP	UZ	2000000432	11/13/2012	1.40

Kentucky American Water Company  
Case No. 2012-00520  
Response to PSC DR1, Item 31

Account	Description	Doc Type	Document Number	Posting Date	Amount
88107000	CAP Move-CWIP	UZ	2000000432	11/13/2012	(15.74)
88107000	CAP Move-CWIP	UZ	2000000433	11/13/2012	(0.70)
88107000	CAP Move-CWIP	UZ	2000000433	11/13/2012	(54.11)
88107000	CAP Move-CWIP	UZ	2000000433	11/13/2012	431.64
88107000	CAP Move-CWIP	UZ	2000000432	11/13/2012	203.31
88107000	CAP Move-CWIP	UZ	2000000432	11/13/2012	(422.91)
88107000	CAP Move-CWIP	UZ	2000000432	11/13/2012	(34.60)
88107000	CAP Move-CWIP	UZ	2000000432	11/13/2012	(78.91)
88107000	CAP Move-CWIP	UZ	2000000432	11/13/2012	(1,383.09)
88107000	CAP Move-CWIP	UZ	2000000432	11/13/2012	(99.44)
88107000	CAP Move-CWIP	UZ	2000000432	11/13/2012	(15.17)
88107000	CAP Move-CWIP	UZ	2000000432	11/13/2012	(113.76)
88107000	CAP Move-CWIP	UZ	2000000432	11/13/2012	6,663.11
88107000	CAP Move-CWIP	UZ	2000000432	11/13/2012	(43.57)
88107000	CAP Move-CWIP	UZ	2000000432	11/13/2012	176.69
88107000	CAP Move-CWIP	UZ	2000000432	11/13/2012	5,309.47
88107000	CAP Move-CWIP	UZ	2000000432	11/13/2012	(5,309.47)
88107000	CAP Move-CWIP	UZ	2000000432	11/13/2012	15,900.00
88107000	CAP Move-CWIP	UZ	2000000432	11/13/2012	2,427.43
88107000	CAP Move-CWIP	UZ	2000000432	11/13/2012	(10.67)
88107000	CAP Move-CWIP	UZ	2000000432	11/13/2012	(10.78)
88107000	CAP Move-CWIP	UZ	2000000432	11/13/2012	(1.94)
88107000	CAP Move-CWIP	UZ	2000000432	11/13/2012	(3.72)
88107000	CAP Move-CWIP	UZ	2000000432	11/13/2012	(43.41)
88107000	CAP Move-CWIP	UZ	2000000432	11/13/2012	(19.34)
88107000	CAP Move-CWIP	UZ	2000000432	11/13/2012	(27.88)
88107000	CAP Move-CWIP	UZ	2000000432	11/13/2012	(3.77)
88107000	CAP Move-CWIP	UZ	2000000432	11/13/2012	(149.33)
88107000	CAP Move-CWIP	UZ	2000000432	11/13/2012	4,793.31
88107000	CAP Move-CWIP	UZ	2000000432	11/13/2012	213.16
88107000	CAP Move-CWIP	UZ	2000000432	11/13/2012	386.07
88107000	CAP Move-CWIP	UZ	2000000432	11/13/2012	74.23
88107000	CAP Move-CWIP	UZ	2000000432	11/13/2012	556.59
88257100	CAP Move-RWIP	UZ	2000000432	11/13/2012	(0.24)
88257100	CAP Move-RWIP	UZ	2000000432	11/13/2012	(0.04)
88257100	CAP Move-RWIP	UZ	2000000432	11/13/2012	(0.03)
88257100	CAP Move-RWIP	UZ	2000000432	11/13/2012	(0.09)
88257100	CAP Move-RWIP	UZ	2000000432	11/13/2012	(1.28)
88257100	CAP Move-RWIP	UZ	2000000432	11/13/2012	(0.36)
88257100	CAP Move-RWIP	UZ	2000000432	11/13/2012	(0.09)
88257100	CAP Move-RWIP	UZ	2000000432	11/13/2012	(0.07)
88257100	CAP Move-RWIP	UZ	2000000432	11/13/2012	(0.17)
88257100	CAP Move-RWIP	UZ	2000000432	11/13/2012	(0.01)
88257100	CAP Move-RWIP	UZ	2000000432	11/13/2012	(0.01)
88257100	CAP Move-RWIP	UZ	2000000432	11/13/2012	(0.04)
88257100	CAP Move-RWIP	UZ	2000000432	11/13/2012	(0.52)
88257100	CAP Move-RWIP	UZ	2000000432	11/13/2012	(0.10)
88257100	CAP Move-RWIP	UZ	2000000432	11/13/2012	(0.07)
88257100	CAP Move-RWIP	UZ	2000000432	11/13/2012	(0.04)
88257100	CAP Move-RWIP	UZ	2000000433	11/13/2012	(0.10)
88257100	CAP Move-RWIP	UZ	2000000432	11/13/2012	(0.44)
88257100	CAP Move-RWIP	UZ	2000000432	11/13/2012	0.23
88257100	CAP Move-RWIP	UZ	2000000432	11/13/2012	0.04
88257100	CAP Move-RWIP	UZ	2000000432	11/13/2012	0.13
88257100	CAP Move-RWIP	UZ	2000000432	11/13/2012	(6.26)
88257100	CAP Move-RWIP	UZ	2000000432	11/13/2012	0.33
88257100	CAP Move-RWIP	UZ	2000000432	11/13/2012	(0.47)
88257100	CAP Move-RWIP	UZ	2000000432	11/13/2012	(0.33)
88257100	CAP Move-RWIP	UZ	2000000432	11/13/2012	(0.19)
88257100	CAP Move-RWIP	UZ	2000000432	11/13/2012	(0.50)
88257100	CAP Move-RWIP	UZ	2000000432	11/13/2012	(0.73)
88257100	CAP Move-RWIP	UZ	2000000432	11/13/2012	(0.88)
88257100	CAP Move-RWIP	UZ	2000000432	11/13/2012	(1.92)
88257100	CAP Move-RWIP	UZ	2000000432	11/13/2012	(1.16)
88257100	CAP Move-RWIP	UZ	2000000432	11/13/2012	(1.33)
88257100	CAP Move-RWIP	UZ	2000000432	11/13/2012	(1.26)
88257100	CAP Move-RWIP	UZ	2000000432	11/13/2012	(0.26)
88257100	CAP Move-RWIP	UZ	2000000432	11/13/2012	(16.69)
88257100	CAP Move-RWIP	UZ	2000000432	11/13/2012	1.08
88257100	CAP Move-RWIP	UZ	2000000432	11/13/2012	8.09
88257100	CAP Move-RWIP	UZ	2000000432	11/13/2012	5.61
88257100	CAP Move-RWIP	UZ	2000000432	11/13/2012	3.10
88257100	CAP Move-RWIP	UZ	2000000432	11/13/2012	30.45
88257100	CAP Move-RWIP	UZ	2000000432	11/13/2012	(27.17)
88257100	CAP Move-RWIP	UZ	2000000432	11/13/2012	(80.84)
88257100	CAP Move-RWIP	UZ	2000000432	11/13/2012	10.60
88257100	CAP Move-RWIP	UZ	2000000432	11/13/2012	(12.27)

Kentucky American Water Company  
Case No. 2012-00520  
Response to PSC DR1, Item 31

Account	Description	Doc Type	Document Number	Posting Date	Amount
88257100	CAP Move-RWIP	UZ	2000000432	11/13/2012	79.50
88257100	CAP Move-RWIP	UZ	2000000432	11/13/2012	32.25
88257100	CAP Move-RWIP	UZ	2000000432	11/13/2012	(373.71)
88257100	CAP Move-RWIP	UZ	2000000432	11/13/2012	55.14
88257100	CAP Move-RWIP	UZ	2000000432	11/13/2012	(12.87)
88257100	CAP Move-RWIP	UZ	2000000432	11/13/2012	6.07
88257100	CAP Move-RWIP	UZ	2000000432	11/13/2012	45.53
88257100	CAP Move-RWIP	UZ	2000000432	11/13/2012	31.58
88257100	CAP Move-RWIP	UZ	2000000432	11/13/2012	17.43
88257100	CAP Move-RWIP	UZ	2000000432	11/13/2012	(3.64)
88257100	CAP Move-RWIP	UZ	2000000432	11/13/2012	(1.02)
88257100	CAP Move-RWIP	UZ	2000000432	11/13/2012	(2.06)
88257100	CAP Move-RWIP	UZ	2000000432	11/13/2012	(1.46)
88257100	CAP Move-RWIP	UZ	2000000432	11/13/2012	(2.52)
88257100	CAP Move-RWIP	UZ	2000000432	11/13/2012	(0.59)
88257100	CAP Move-RWIP	UZ	2000000432	11/13/2012	(19.48)
88257100	CAP Move-RWIP	UZ	2000000432	11/13/2012	(1.39)
88257100	CAP Move-RWIP	UZ	2000000433	11/13/2012	(0.48)
88257100	CAP Move-RWIP	UZ	2000000432	11/13/2012	(11.07)
88257100	CAP Move-RWIP	UZ	2000000432	11/13/2012	(57.59)
88257100	CAP Move-RWIP	UZ	2000000432	11/13/2012	(37.55)
88257100	CAP Move-RWIP	UZ	2000000432	11/13/2012	(0.75)
88257100	CAP Move-RWIP	UZ	2000000432	11/13/2012	(83.02)
88257100	CAP Move-RWIP	UZ	2000000432	11/13/2012	(264.75)
88257100	CAP Move-RWIP	UZ	2000000432	11/13/2012	(1,514.20)
88257100	CAP Move-RWIP	UZ	2000000432	11/13/2012	(41.47)
88257100	CAP Move-RWIP	UZ	2000000432	11/13/2012	(31.79)
88257100	CAP Move-RWIP	UZ	2000000432	11/13/2012	2,034.53
88257100	CAP Move-RWIP	UZ	2000000432	11/13/2012	1,199.56
88257100	CAP Move-RWIP	UZ	2000000433	11/13/2012	(98.74)
88257100	CAP Move-RWIP	UZ	2000000432	11/13/2012	9.51
88257100	CAP Move-RWIP	UZ	2000000432	11/13/2012	14.89
88257100	CAP Move-RWIP	UZ	2000000432	11/13/2012	(10.73)
88257100	CAP Move-RWIP	UZ	2000000432	11/13/2012	(10.57)
88257100	CAP Move-RWIP	UZ	2000000432	11/13/2012	(26.89)
88257100	CAP Move-RWIP	UZ	2000000432	11/13/2012	(11.62)
88257100	CAP Move-RWIP	UZ	2000000432	11/13/2012	(30.33)
88257100	CAP Move-RWIP	UZ	2000000432	11/13/2012	(4.05)
88257100	CAP Move-RWIP	UZ	2000000432	11/13/2012	(0.35)
88257100	CAP Move-RWIP	UZ	2000000432	11/13/2012	(401.12)
88257100	CAP Move-RWIP	UZ	2000000433	11/13/2012	(73.87)
88257100	CAP Move-RWIP	UZ	2000000433	11/13/2012	(21.04)
88257100	CAP Move-RWIP	UZ	2000000432	11/13/2012	44.51
88257100	CAP Move-RWIP	UZ	2000000432	11/13/2012	(1.59)
88257100	CAP Move-RWIP	UZ	2000000432	11/13/2012	(0.63)
88257100	CAP Move-RWIP	UZ	2000000432	11/13/2012	(12.25)
88257100	CAP Move-RWIP	UZ	2000000432	11/13/2012	(0.88)
88257100	CAP Move-RWIP	UZ	2000000432	11/13/2012	(3.63)
88257100	CAP Move-RWIP	UZ	2000000432	11/13/2012	(0.31)
88257100	CAP Move-RWIP	UZ	2000000432	11/13/2012	(0.88)
88257100	CAP Move-RWIP	UZ	2000000433	11/13/2012	(2.29)
88257100	CAP Move-RWIP	UZ	2000000432	11/13/2012	(10.29)
88257100	CAP Move-RWIP	UZ	2000000432	11/13/2012	(917.41)
88257100	CAP Move-RWIP	UZ	2000000432	11/13/2012	(68.49)
88257100	CAP Move-RWIP	UZ	2000000432	11/13/2012	(59.36)
88257100	CAP Move-RWIP	UZ	2000000432	11/13/2012	(10.72)
88257100	CAP Move-RWIP	UZ	2000000432	11/13/2012	(47.50)
88257100	CAP Move-RWIP	UZ	2000000432	11/13/2012	(26.23)
88257100	CAP Move-RWIP	UZ	2000000432	11/13/2012	(188.52)
88257100	CAP Move-RWIP	UZ	2000000432	11/13/2012	7,931.15
88257100	CAP Move-RWIP	UZ	2000000433	11/13/2012	(9.13)
88257100	CAP Move-RWIP	UZ	2000000432	11/13/2012	68.14
88257100	CAP Move-RWIP	UZ	2000000432	11/13/2012	(172.58)
88257100	CAP Move-RWIP	UZ	2000000432	11/13/2012	(4.30)
88257100	CAP Move-RWIP	UZ	2000000432	11/13/2012	(12.48)
88257100	CAP Move-RWIP	UZ	2000000432	11/13/2012	(22.35)
88257100	CAP Move-RWIP	UZ	2000000432	11/13/2012	(46.97)
88257100	CAP Move-RWIP	UZ	2000000432	11/13/2012	(12.34)
88257100	CAP Move-RWIP	UZ	2000000432	11/13/2012	(32.22)
88257100	CAP Move-RWIP	UZ	2000000432	11/13/2012	(10.44)
88257100	CAP Move-RWIP	UZ	2000000432	11/13/2012	(0.18)
88257100	CAP Move-RWIP	UZ	2000000432	11/13/2012	(4.10)
88257100	CAP Move-RWIP	UZ	2000000432	11/13/2012	(2.94)
88257100	CAP Move-RWIP	UZ	2000000432	11/13/2012	(4.00)
88257100	CAP Move-RWIP	UZ	2000000432	11/13/2012	(7.24)
88257100	CAP Move-RWIP	UZ	2000000432	11/13/2012	(11.45)
88257100	CAP Move-RWIP	UZ	2000000432	11/13/2012	(55.92)

Kentucky American Water Company  
Case No. 2012-00520  
Response to PSC DR1, Item 31

Account	Description	Doc Type	Document Number	Posting Date	Amount
88257100	CAP Move-RWIP	UZ	2000000432	11/13/2012	(1.39)
88257100	CAP Move-RWIP	UZ	2000000432	11/13/2012	621.15
88257100	CAP Move-RWIP	UZ	2000000432	11/13/2012	1,589.36
88257100	CAP Move-RWIP	UZ	2000000432	11/13/2012	(0.87)
88257100	CAP Move-RWIP	UZ	2000000432	11/13/2012	(0.55)
88257100	CAP Move-RWIP	UZ	2000000432	11/13/2012	(1.00)
88257100	CAP Move-RWIP	UZ	2000000432	11/13/2012	(0.66)
88257100	CAP Move-RWIP	UZ	2000000432	11/13/2012	(0.95)
88257100	CAP Move-RWIP	UZ	2000000432	11/13/2012	(1.44)
88257100	CAP Move-RWIP	UZ	2000000432	11/13/2012	(0.19)
88257100	CAP Move-RWIP	UZ	2000000432	11/13/2012	(0.38)
88257100	CAP Move-RWIP	UZ	2000000432	11/13/2012	(12.51)
88257100	CAP Move-RWIP	UZ	2000000432	11/13/2012	588.60
88257100	CAP Move-RWIP	UZ	2000000432	11/13/2012	28.91
88257100	CAP Move-RWIP	UZ	2000000432	11/13/2012	3.86
88257100	CAP Move-RWIP	UZ	2000000432	11/13/2012	20.05
88257100	CAP Move-RWIP	UZ	2000000432	11/13/2012	11.07
88257100	CAP Move-RWIP	UZ	2000000432	11/13/2012	30.40
88257100	CAP Move-RWIP	UZ	2000000432	11/13/2012	269.71
88257100	CAP Move-RWIP	UZ	2000000432	11/13/2012	(1.69)
88257100	CAP Move-RWIP	UZ	2000000432	11/13/2012	(8.69)
88257100	CAP Move-RWIP	UZ	2000000432	11/13/2012	(12.53)
88257100	CAP Move-RWIP	UZ	2000000432	11/13/2012	(4.84)
88257100	CAP Move-RWIP	UZ	2000000432	11/13/2012	(4.80)
88257100	CAP Move-RWIP	UZ	2000000432	11/13/2012	(0.87)
88257100	CAP Move-RWIP	UZ	2000000432	11/13/2012	(1.67)
88257100	CAP Move-RWIP	UZ	2000000432	11/13/2012	(19.50)
88257100	CAP Move-RWIP	UZ	2000000432	11/13/2012	(67.09)
88257100	CAP Move-RWIP	UZ	2000000432	11/13/2012	532.59
88271170	CAP Move-CIAC NT WIP	UZ	2000000432	11/13/2012	(13,864.00)
88271170	CAP Move-CIAC NT WIP	UZ	2000000432	11/13/2012	(31,046.00)
88271270	CAP Move-CIAC Tx WIP	UZ	2000000432	11/13/2012	(11,452.00)
88271270	CAP Move-CIAC Tx WIP	UZ	2000000432	11/13/2012	(3,406.00)
88271270	CAP Move-CIAC Tx WIP	UZ	2000000432	11/13/2012	(2,242.00)
88900000	CAP Move-Settlement	UZ	2000000432	11/13/2012	(205.00)
88900000	CAP Move-Settlement	UZ	2000000432	11/13/2012	(2,707.11)
88900000	CAP Move-Settlement	UZ	2000000432	11/13/2012	(27.34)
88900000	CAP Move-Settlement	UZ	2000000432	11/13/2012	1,033.49
88900000	CAP Move-Settlement	UZ	2000000432	11/13/2012	(142.19)
88900000	CAP Move-Settlement	UZ	2000000433	11/13/2012	(78.51)
88900000	CAP Move-Settlement	UZ	2000000432	11/13/2012	(7,000.00)
88900000	CAP Move-Settlement	UZ	2000000432	11/13/2012	63.49
88900000	CAP Move-Settlement	UZ	2000000432	11/13/2012	28.70
88900000	CAP Move-Settlement	UZ	2000000432	11/13/2012	24.32
88900000	CAP Move-Settlement	UZ	2000000432	11/13/2012	13.60
88900000	CAP Move-Settlement	UZ	2000000432	11/13/2012	17.85
88900000	CAP Move-Settlement	UZ	2000000432	11/13/2012	44.04
88900000	CAP Move-Settlement	UZ	2000000432	11/13/2012	340.08
88900000	CAP Move-Settlement	UZ	2000000432	11/13/2012	25.63
88900000	CAP Move-Settlement	UZ	2000000433	11/13/2012	8.47
88900000	CAP Move-Settlement	UZ	2000000432	11/13/2012	285.48
88900000	CAP Move-Settlement	UZ	2000000432	11/13/2012	7.14
88900000	CAP Move-Settlement	UZ	2000000432	11/13/2012	20.41
88900000	CAP Move-Settlement	UZ	2000000432	11/13/2012	7.11
88900000	CAP Move-Settlement	UZ	2000000432	11/13/2012	36.97
88900000	CAP Move-Settlement	UZ	2000000432	11/13/2012	53.30
88900000	CAP Move-Settlement	UZ	2000000432	11/13/2012	57.76
88900000	CAP Move-Settlement	UZ	2000000433	11/13/2012	20.98
88900000	CAP Move-Settlement	UZ	2000000432	11/13/2012	140.34
88900000	CAP Move-Settlement	UZ	2000000432	11/13/2012	74.12
88900000	CAP Move-Settlement	UZ	2000000432	11/13/2012	1,010.88
88900000	CAP Move-Settlement	UZ	2000000432	11/13/2012	25.26
88900000	CAP Move-Settlement	UZ	2000000432	11/13/2012	18.72
88900000	CAP Move-Settlement	UZ	2000000432	11/13/2012	97.34
88900000	CAP Move-Settlement	UZ	2000000432	11/13/2012	53.75
88900000	CAP Move-Settlement	UZ	2000000433	11/13/2012	232.06
88900000	CAP Move-Settlement	UZ	2000000432	11/13/2012	275.86
88900000	CAP Move-Settlement	UZ	2000000432	11/13/2012	397.70
88900000	CAP Move-Settlement	UZ	2000000432	11/13/2012	2,130.18
88900000	CAP Move-Settlement	UZ	2000000432	11/13/2012	16.75
88900000	CAP Move-Settlement	UZ	2000000432	11/13/2012	506.72
88900000	CAP Move-Settlement	UZ	2000000432	11/13/2012	53.04
88900000	CAP Move-Settlement	UZ	2000000432	11/13/2012	155.02
88900000	CAP Move-Settlement	UZ	2000000433	11/13/2012	56.43
88900000	CAP Move-Settlement	UZ	2000000433	11/13/2012	152.31
88900000	CAP Move-Settlement	UZ	2000000432	11/13/2012	(74.13)
88900000	CAP Move-Settlement	UZ	2000000432	11/13/2012	(193.57)

Kentucky American Water Company  
Case No. 2012-00520  
Response to PSC DR1, Item 31

Account	Description	Doc Type	Document Number	Posting Date	Amount
88900000	CAP Move-Settlement	UZ	2000000432	11/13/2012	(25.82)
88900000	CAP Move-Settlement	UZ	2000000432	11/13/2012	(134.27)
88900000	CAP Move-Settlement	UZ	2000000432	11/13/2012	(32.16)
88900000	CAP Move-Settlement	UZ	2000000432	11/13/2012	(4.29)
88900000	CAP Move-Settlement	UZ	2000000432	11/13/2012	(22.31)
88900000	CAP Move-Settlement	UZ	2000000432	11/13/2012	(12.32)
88900000	CAP Move-Settlement	UZ	2000000432	11/13/2012	127.61
88900000	CAP Move-Settlement	UZ	2000000432	11/13/2012	3.18
88900000	CAP Move-Settlement	UZ	2000000432	11/13/2012	36.40
88900000	CAP Move-Settlement	UZ	2000000432	11/13/2012	16.53
88900000	CAP Move-Settlement	UZ	2000000432	11/13/2012	23.82
88900000	CAP Move-Settlement	UZ	2000000432	11/13/2012	8.89
88900000	CAP Move-Settlement	UZ	2000000432	11/13/2012	6.70
88900000	CAP Move-Settlement	UZ	2000000432	11/13/2012	4.47
88900000	CAP Move-Settlement	UZ	2000000432	11/13/2012	9.12
88900000	CAP Move-Settlement	UZ	2000000432	11/13/2012	(6,778.63)
88900000	CAP Move-Settlement	UZ	2000000432	11/13/2012	132.91
88900000	CAP Move-Settlement	UZ	2000000432	11/13/2012	(69.74)
88900000	CAP Move-Settlement	UZ	2000000432	11/13/2012	(8,806.33)
88900000	CAP Move-Settlement	UZ	2000000432	11/13/2012	(38.51)
88900000	CAP Move-Settlement	UZ	2000000432	11/13/2012	(13.41)
88900000	CAP Move-Settlement	UZ	2000000432	11/13/2012	(100.55)
88900000	CAP Move-Settlement	UZ	2000000432	11/13/2012	(350.41)
88900000	CAP Move-Settlement	UZ	2000000433	11/13/2012	(1,950.19)
88900000	CAP Move-Settlement	UZ	2000000432	11/13/2012	(1,219.84)
88900000	CAP Move-Settlement	UZ	2000000432	11/13/2012	13,864.00
88900000	CAP Move-Settlement	UZ	2000000432	11/13/2012	1.71
88900000	CAP Move-Settlement	UZ	2000000432	11/13/2012	25.10
88900000	CAP Move-Settlement	UZ	2000000432	11/13/2012	4.91
88900000	CAP Move-Settlement	UZ	2000000432	11/13/2012	11.91
88900000	CAP Move-Settlement	UZ	2000000432	11/13/2012	8.89
88900000	CAP Move-Settlement	UZ	2000000432	11/13/2012	12.82
88900000	CAP Move-Settlement	UZ	2000000432	11/13/2012	15.61
88900000	CAP Move-Settlement	UZ	2000000432	11/13/2012	22.44
88900000	CAP Move-Settlement	UZ	2000000433	11/13/2012	297.57
88900000	CAP Move-Settlement	UZ	2000000432	11/13/2012	506.85
88900000	CAP Move-Settlement	UZ	2000000432	11/13/2012	94.63
88900000	CAP Move-Settlement	UZ	2000000432	11/13/2012	36.24
88900000	CAP Move-Settlement	UZ	2000000432	11/13/2012	26.62
88900000	CAP Move-Settlement	UZ	2000000432	11/13/2012	20.28
88900000	CAP Move-Settlement	UZ	2000000432	11/13/2012	38.20
88900000	CAP Move-Settlement	UZ	2000000432	11/13/2012	12.62
88900000	CAP Move-Settlement	UZ	2000000432	11/13/2012	43.03
88900000	CAP Move-Settlement	UZ	2000000432	11/13/2012	(978.50)
88900000	CAP Move-Settlement	UZ	2000000433	11/13/2012	65.64
88900000	CAP Move-Settlement	UZ	2000000432	11/13/2012	(2,980,446.00)
88900000	CAP Move-Settlement	UZ	2000000432	11/13/2012	1.30
88900000	CAP Move-Settlement	UZ	2000000432	11/13/2012	6.71
88900000	CAP Move-Settlement	UZ	2000000432	11/13/2012	1.29
88900000	CAP Move-Settlement	UZ	2000000432	11/13/2012	9.67
88900000	CAP Move-Settlement	UZ	2000000432	11/13/2012	3.84
88900000	CAP Move-Settlement	UZ	2000000432	11/13/2012	9.71
88900000	CAP Move-Settlement	UZ	2000000432	11/13/2012	3.71
88900000	CAP Move-Settlement	UZ	2000000433	11/13/2012	51.82
88900000	CAP Move-Settlement	UZ	2000000432	11/13/2012	43.64
88900000	CAP Move-Settlement	UZ	2000000432	11/13/2012	32.86
88900000	CAP Move-Settlement	UZ	2000000432	11/13/2012	47.32
88900000	CAP Move-Settlement	UZ	2000000432	11/13/2012	(4.39)
88900000	CAP Move-Settlement	UZ	2000000432	11/13/2012	(32.95)
88900000	CAP Move-Settlement	UZ	2000000432	11/13/2012	(22.86)
88900000	CAP Move-Settlement	UZ	2000000432	11/13/2012	18.77
88900000	CAP Move-Settlement	UZ	2000000432	11/13/2012	(12.62)
88900000	CAP Move-Settlement	UZ	2000000432	11/13/2012	625.71
88900000	CAP Move-Settlement	UZ	2000000432	11/13/2012	132.97
88900000	CAP Move-Settlement	UZ	2000000432	11/13/2012	50.04
88900000	CAP Move-Settlement	UZ	2000000432	11/13/2012	116.32
88900000	CAP Move-Settlement	UZ	2000000432	11/13/2012	73.42
88900000	CAP Move-Settlement	UZ	2000000432	11/13/2012	25.57
88900000	CAP Move-Settlement	UZ	2000000432	11/13/2012	1,668.56
88900000	CAP Move-Settlement	UZ	2000000432	11/13/2012	87.60
88900000	CAP Move-Settlement	UZ	2000000432	11/13/2012	191.70
88900000	CAP Move-Settlement	UZ	2000000432	11/13/2012	126.20
88900000	CAP Move-Settlement	UZ	2000000432	11/13/2012	(24,965.35)
88900000	CAP Move-Settlement	UZ	2000000432	11/13/2012	(25.50)
88900000	CAP Move-Settlement	UZ	2000000432	11/13/2012	(36.76)
88900000	CAP Move-Settlement	UZ	2000000432	11/13/2012	(14.08)
88900000	CAP Move-Settlement	UZ	2000000433	11/13/2012	(4.90)

Kentucky American Water Company  
Case No. 2012-00520  
Response to PSC DR1, Item 31

Account	Description	Doc Type	Document Number	Posting Date	Amount
88900000	CAP Move-Settlement	UZ	2000000432	11/13/2012	(71.11)
88900000	CAP Move-Settlement	UZ	2000000432	11/13/2012	(5.17)
88900000	CAP Move-Settlement	UZ	2000000432	11/13/2012	(3.73)
88900000	CAP Move-Settlement	UZ	2000000432	11/13/2012	(17.57)
88900000	CAP Move-Settlement	UZ	2000000432	11/13/2012	(13.28)
88900000	CAP Move-Settlement	UZ	2000000432	11/13/2012	(1.77)
88900000	CAP Move-Settlement	UZ	2000000432	11/13/2012	(5.08)
88900000	CAP Move-Settlement	UZ	2000000432	11/13/2012	(9.21)
88900000	CAP Move-Settlement	UZ	2000000432	11/13/2012	3.82
88900000	CAP Move-Settlement	UZ	2000000432	11/13/2012	30.14
88900000	CAP Move-Settlement	UZ	2000000432	11/13/2012	95.74
88900000	CAP Move-Settlement	UZ	2000000432	11/13/2012	1.58
88900000	CAP Move-Settlement	UZ	2000000432	11/13/2012	0.55
88900000	CAP Move-Settlement	UZ	2000000432	11/13/2012	2.86
88900000	CAP Move-Settlement	UZ	2000000432	11/13/2012	6.82
88900000	CAP Move-Settlement	UZ	2000000432	11/13/2012	4.13
88900000	CAP Move-Settlement	UZ	2000000432	11/13/2012	5.02
88900000	CAP Move-Settlement	UZ	2000000432	11/13/2012	31.74
88900000	CAP Move-Settlement	UZ	2000000432	11/13/2012	212.34
88900000	CAP Move-Settlement	UZ	2000000432	11/13/2012	61.66
88900000	CAP Move-Settlement	UZ	2000000432	11/13/2012	(10.11)
88900000	CAP Move-Settlement	UZ	2000000432	11/13/2012	850.50
88900000	CAP Move-Settlement	UZ	2000000432	11/13/2012	(14.57)
88900000	CAP Move-Settlement	UZ	2000000432	11/13/2012	(1,635.94)
88900000	CAP Move-Settlement	UZ	2000000432	11/13/2012	44.66
88900000	CAP Move-Settlement	UZ	2000000432	11/13/2012	(1.94)
88900000	CAP Move-Settlement	UZ	2000000433	11/13/2012	(5.58)
88900000	CAP Move-Settlement	UZ	2000000432	11/13/2012	(74.77)
88900000	CAP Move-Settlement	UZ	2000000432	11/13/2012	62.93
88900000	CAP Move-Settlement	UZ	2000000432	11/13/2012	24.82
88900000	CAP Move-Settlement	UZ	2000000432	11/13/2012	43.65
88900000	CAP Move-Settlement	UZ	2000000432	11/13/2012	1.21
88900000	CAP Move-Settlement	UZ	2000000432	11/13/2012	24.10
88900000	CAP Move-Settlement	UZ	2000000432	11/13/2012	62.51
88900000	CAP Move-Settlement	UZ	2000000432	11/13/2012	8.39
88900000	CAP Move-Settlement	UZ	2000000432	11/13/2012	337.05
88900000	CAP Move-Settlement	UZ	2000000432	11/13/2012	11.01
88900000	CAP Move-Settlement	UZ	2000000432	11/13/2012	15.04
88900000	CAP Move-Settlement	UZ	2000000432	11/13/2012	(1,667.59)
88900000	CAP Move-Settlement	UZ	2000000432	11/13/2012	49.90
88900000	CAP Move-Settlement	UZ	2000000432	11/13/2012	126.59
88900000	CAP Move-Settlement	UZ	2000000432	11/13/2012	48.48
88900000	CAP Move-Settlement	UZ	2000000432	11/13/2012	16.96
88900000	CAP Move-Settlement	UZ	2000000432	11/13/2012	678.02
88900000	CAP Move-Settlement	UZ	2000000432	11/13/2012	136.83
88900000	CAP Move-Settlement	UZ	2000000432	11/13/2012	87.80
88900000	CAP Move-Settlement	UZ	2000000432	11/13/2012	16.88
88900000	CAP Move-Settlement	UZ	2000000432	11/13/2012	(104.03)
88900000	CAP Move-Settlement	UZ	2000000432	11/13/2012	39.58
88900000	CAP Move-Settlement	UZ	2000000432	11/13/2012	(98.21)
88900000	CAP Move-Settlement	UZ	2000000432	11/13/2012	87.63
88900000	CAP Move-Settlement	UZ	2000000432	11/13/2012	(34.20)
88900000	CAP Move-Settlement	UZ	2000000432	11/13/2012	1,205.52
88900000	CAP Move-Settlement	UZ	2000000432	11/13/2012	41.51
88900000	CAP Move-Settlement	UZ	2000000432	11/13/2012	260.77
88900000	CAP Move-Settlement	UZ	2000000432	11/13/2012	(256.45)
88900000	CAP Move-Settlement	UZ	2000000432	11/13/2012	(177.88)
88900000	CAP Move-Settlement	UZ	2000000432	11/13/2012	(19.59)
88900000	CAP Move-Settlement	UZ	2000000432	11/13/2012	(146.86)
88900000	CAP Move-Settlement	UZ	2000000432	11/13/2012	(101.87)
88900000	CAP Move-Settlement	UZ	2000000432	11/13/2012	(56.24)
88900000	CAP Move-Settlement	UZ	2000000432	11/13/2012	5,950.02
88900000	CAP Move-Settlement	UZ	2000000432	11/13/2012	(5,950.02)
88900000	CAP Move-Settlement	UZ	2000000432	11/13/2012	3,825.02
88900000	CAP Move-Settlement	UZ	2000000432	11/13/2012	(3,825.02)
88900000	CAP Move-Settlement	UZ	2000000432	11/13/2012	94.06
88900000	CAP Move-Settlement	UZ	2000000432	11/13/2012	147.89
88900000	CAP Move-Settlement	UZ	2000000432	11/13/2012	51.93
88900000	CAP Move-Settlement	UZ	2000000432	11/13/2012	3.79
88900000	CAP Move-Settlement	UZ	2000000432	11/13/2012	1,489.88
88900000	CAP Move-Settlement	UZ	2000000432	11/13/2012	0.30
88900000	CAP Move-Settlement	UZ	2000000432	11/13/2012	135.60
88900000	CAP Move-Settlement	UZ	2000000432	11/13/2012	(86,044.03)
88900000	CAP Move-Settlement	UZ	2000000432	11/13/2012	86,044.03
88900000	CAP Move-Settlement	UZ	2000000432	11/13/2012	112.17
88900000	CAP Move-Settlement	UZ	2000000432	11/13/2012	18.09
88900000	CAP Move-Settlement	UZ	2000000432	11/13/2012	11,452.00



Kentucky American Water Company  
Case No. 2012-00520  
Response to PSC DR1, Item 31

Account	Description	Doc Type	Document Number	Posting Date	Amount
88900000	CAP Move-Settlement	UZ	2000000432	11/13/2012	31,046.00
88900000	CAP Move-Settlement	UZ	2000000432	11/13/2012	11.73
88900000	CAP Move-Settlement	UZ	2000000432	11/13/2012	6.64
88900000	CAP Move-Settlement	UZ	2000000432	11/13/2012	4.49
88900000	CAP Move-Settlement	UZ	2000000432	11/13/2012	8.14
88900000	CAP Move-Settlement	UZ	2000000432	11/13/2012	4.71
88900000	CAP Move-Settlement	UZ	2000000432	11/13/2012	3.30
88900000	CAP Move-Settlement	UZ	2000000432	11/13/2012	1.89
88900000	CAP Move-Settlement	UZ	2000000432	11/13/2012	1.56
88900000	CAP Move-Settlement	UZ	2000000433	11/13/2012	62.84
88900000	CAP Move-Settlement	UZ	2000000432	11/13/2012	854.04
88900000	CAP Move-Settlement	UZ	2000000432	11/13/2012	133.76
88900000	CAP Move-Settlement	UZ	2000000432	11/13/2012	35.72
88900000	CAP Move-Settlement	UZ	2000000432	11/13/2012	(6,563.03)
88900000	CAP Move-Settlement	UZ	2000000432	11/13/2012	121.14
88900000	CAP Move-Settlement	UZ	2000000432	11/13/2012	185.76
88900000	CAP Move-Settlement	UZ	2000000432	11/13/2012	318.50
88900000	CAP Move-Settlement	UZ	2000000432	11/13/2012	(3,869.56)
88900000	CAP Move-Settlement	UZ	2000000432	11/13/2012	2.41
88900000	CAP Move-Settlement	UZ	2000000432	11/13/2012	102.56
88900000	CAP Move-Settlement	UZ	2000000432	11/13/2012	4,884.51
88900000	CAP Move-Settlement	UZ	2000000432	11/13/2012	267.81
88900000	CAP Move-Settlement	UZ	2000000432	11/13/2012	3,406.00
88900000	CAP Move-Settlement	UZ	2000000432	11/13/2012	2,242.00
88900000	CAP Move-Settlement	UZ	2000000432	11/13/2012	210.01
88900000	CAP Move-Settlement	UZ	2000000432	11/13/2012	(210.01)
88900000	CAP Move-Settlement	UZ	2000000432	11/13/2012	(105.01)
88900000	CAP Move-Settlement	UZ	2000000432	11/13/2012	105.01
88900000	CAP Move-Settlement	UZ	2000000432	11/13/2012	108.95
88900000	CAP Move-Settlement	UZ	2000000432	11/13/2012	126.54
88900000	CAP Move-Settlement	UZ	2000000432	11/13/2012	41.73
88900000	CAP Move-Settlement	UZ	2000000432	11/13/2012	(3,830.01)
88900000	CAP Move-Settlement	UZ	2000000432	11/13/2012	75.57
88900000	CAP Move-Settlement	UZ	2000000432	11/13/2012	3,830.01
88900000	CAP Move-Settlement	UZ	2000000432	11/13/2012	(15,069.59)
88900000	CAP Move-Settlement	UZ	2000000432	11/13/2012	101.61
88900000	CAP Move-Settlement	UZ	2000000432	11/13/2012	1,347.13
88900000	CAP Move-Settlement	UZ	2000000432	11/13/2012	14.53
88900000	CAP Move-Settlement	UZ	2000000432	11/13/2012	(1,005.01)
88900000	CAP Move-Settlement	UZ	2000000433	11/13/2012	1,005.01
88900000	CAP Move-Settlement	UZ	2000000432	11/13/2012	(73.14)
88900000	CAP Move-Settlement	UZ	2000000432	11/13/2012	(114.49)
88900000	CAP Move-Settlement	UZ	2000000432	11/13/2012	81.31
88900000	CAP Move-Settlement	UZ	2000000432	11/13/2012	568.23
88900000	CAP Move-Settlement	UZ	2000000432	11/13/2012	2.71
88900000	CAP Move-Settlement	UZ	2000000432	11/13/2012	3,085.50
88900000	CAP Move-Settlement	UZ	2000000432	11/13/2012	206.81
88900000	CAP Move-Settlement	UZ	2000000432	11/13/2012	89.35
88900000	CAP Move-Settlement	UZ	2000000432	11/13/2012	233.30
88900000	CAP Move-Settlement	UZ	2000000432	11/13/2012	82.53
88900000	CAP Move-Settlement	UZ	2000000432	11/13/2012	161.82
88900000	CAP Move-Settlement	UZ	2000000432	11/13/2012	31.12
88900000	CAP Move-Settlement	UZ	2000000432	11/13/2012	(342.38)
88900000	CAP Move-Settlement	UZ	2000000432	11/13/2012	17.60
88900000	CAP Move-Settlement	UZ	2000000432	11/13/2012	6.74
88900000	CAP Move-Settlement	UZ	2000000432	11/13/2012	27.96
88900000	CAP Move-Settlement	UZ	2000000432	11/13/2012	6.78
88900000	CAP Move-Settlement	UZ	2000000432	11/13/2012	2.35
88900000	CAP Move-Settlement	UZ	2000000432	11/13/2012	12.21
88900000	CAP Move-Settlement	UZ	2000000432	11/13/2012	94.26
88900000	CAP Move-Settlement	UZ	2000000433	11/13/2012	4.86
88900000	CAP Move-Settlement	UZ	2000000432	11/13/2012	201.76
88900000	CAP Move-Settlement	UZ	2000000432	11/13/2012	70.26
88900000	CAP Move-Settlement	UZ	2000000432	11/13/2012	456.65
88900000	CAP Move-Settlement	UZ	2000000432	11/13/2012	526.83
88900000	CAP Move-Settlement	UZ	2000000432	11/13/2012	(61,008.83)
88900000	CAP Move-Settlement	UZ	2000000432	11/13/2012	82.47
88900000	CAP Move-Settlement	UZ	2000000432	11/13/2012	79.12
88900000	CAP Move-Settlement	UZ	2000000432	11/13/2012	365.42
88900000	CAP Move-Settlement	UZ	2000000432	11/13/2012	7,056.98
88900000	CAP Move-Settlement	UZ	2000000432	11/13/2012	1,450.13
88900000	CAP Move-Settlement	UZ	2000000432	11/13/2012	(524.17)
88900000	CAP Move-Settlement	UZ	2000000432	11/13/2012	171.92
88900000	CAP Move-Settlement	UZ	2000000432	11/13/2012	33.06
88900000	CAP Move-Settlement	UZ	2000000432	11/13/2012	247.86
88900000	CAP Move-Settlement	UZ	2000000432	11/13/2012	1,327.56
88900000	CAP Move-Settlement	UZ	2000000432	11/13/2012	361.27

Kentucky American Water Company  
Case No. 2012-00520  
Response to PSC DR1, Item 31

Account	Description	Doc Type	Document Number	Posting Date	Amount
88900000	CAP Move-Settlement	UZ	2000000432	11/13/2012	94.92
88900000	CAP Move-Settlement	UZ	2000000433	11/13/2012	96.02
88900000	CAP Move-Settlement	UZ	2000000432	11/13/2012	30.76
88900000	CAP Move-Settlement	UZ	2000000432	11/13/2012	1.35
88900000	CAP Move-Settlement	UZ	2000000432	11/13/2012	31.54
88900000	CAP Move-Settlement	UZ	2000000432	11/13/2012	80.31
88900000	CAP Move-Settlement	UZ	2000000432	11/13/2012	430.16
88900000	CAP Move-Settlement	UZ	2000000432	11/13/2012	88.04
88900000	CAP Move-Settlement	UZ	2000000432	11/13/2012	55.71
88900000	CAP Move-Settlement	UZ	2000000432	11/13/2012	22.58
88900000	CAP Move-Settlement	UZ	2000000432	11/13/2012	10.71
88900000	CAP Move-Settlement	UZ	2000000432	11/13/2012	72.31
88900000	CAP Move-Settlement	UZ	2000000432	11/13/2012	55.11
88900000	CAP Move-Settlement	UZ	2000000432	11/13/2012	307.62
88900000	CAP Move-Settlement	UZ	2000000432	11/13/2012	25.11
88900000	CAP Move-Settlement	UZ	2000000432	11/13/2012	30.43
88900000	CAP Move-Settlement	UZ	2000000432	11/13/2012	10.60
88900000	CAP Move-Settlement	UZ	2000000432	11/13/2012	79.45
88900000	CAP Move-Settlement	UZ	2000000432	11/13/2012	1,005.88
88900000	CAP Move-Settlement	UZ	2000000432	11/13/2012	17.22
88900000	CAP Move-Settlement	UZ	2000000432	11/13/2012	24.82
88900000	CAP Move-Settlement	UZ	2000000432	11/13/2012	9.51
88900000	CAP Move-Settlement	UZ	2000000432	11/13/2012	132.96
88900000	CAP Move-Settlement	UZ	2000000432	11/13/2012	3.31
88900000	CAP Move-Settlement	UZ	2000000432	11/13/2012	12.49
88900000	CAP Move-Settlement	UZ	2000000432	11/13/2012	10.02
88900000	CAP Move-Settlement	UZ	2000000432	11/13/2012	(648.00)
88900000	CAP Move-Settlement	UZ	2000000432	11/13/2012	(5,671.50)
88900000	CAP Move-Settlement	UZ	2000000432	11/13/2012	(38,758.73)
88900000	CAP Move-Settlement	UZ	2000000432	11/13/2012	166.90
88900000	CAP Move-Settlement	UZ	2000000432	11/13/2012	70.03
88900000	CAP Move-Settlement	UZ	2000000432	11/13/2012	126.83
88900000	CAP Move-Settlement	UZ	2000000432	11/13/2012	(10,976.57)
88900000	CAP Move-Settlement	UZ	2000000432	11/13/2012	3,294.32
88900000	CAP Move-Settlement	UZ	2000000432	11/13/2012	(31,468.91)
88900000	CAP Move-Settlement	UZ	2000000432	11/13/2012	243.90
88900000	CAP Move-Settlement	UZ	2000000432	11/13/2012	130.06
88900000	CAP Move-Settlement	UZ	2000000432	11/13/2012	24.39
88900000	CAP Move-Settlement	UZ	2000000432	11/13/2012	182.86
88900000	CAP Move-Settlement	UZ	2000000433	11/13/2012	550.28
88900000	CAP Move-Settlement	UZ	2000000432	11/13/2012	4.43
88900000	CAP Move-Settlement	UZ	2000000432	11/13/2012	14.82
88900000	CAP Move-Settlement	UZ	2000000432	11/13/2012	14.39
88900000	CAP Move-Settlement	UZ	2000000432	11/13/2012	6.27
88900000	CAP Move-Settlement	UZ	2000000432	11/13/2012	20.74
88900000	CAP Move-Settlement	UZ	2000000432	11/13/2012	2.77
88900000	CAP Move-Settlement	UZ	2000000432	11/13/2012	32.89
88900000	CAP Move-Settlement	UZ	2000000432	11/13/2012	199.81
88900000	CAP Move-Settlement	UZ	2000000433	11/13/2012	7.94
88900000	CAP Move-Settlement	UZ	2000000432	11/13/2012	26.83
88900000	CAP Move-Settlement	UZ	2000000432	11/13/2012	1.71
88900000	CAP Move-Settlement	UZ	2000000432	11/13/2012	12.03
88900000	CAP Move-Settlement	UZ	2000000432	11/13/2012	6.50
88900000	CAP Move-Settlement	UZ	2000000432	11/13/2012	162.50
88900000	CAP Move-Settlement	UZ	2000000432	11/13/2012	12.84
88900000	CAP Move-Settlement	UZ	2000000432	11/13/2012	8.53
88900000	CAP Move-Settlement	UZ	2000000432	11/13/2012	(16,825.00)
88900000	CAP Move-Settlement	UZ	2000000432	11/13/2012	8.90
88900000	CAP Move-Settlement	UZ	2000000432	11/13/2012	4.92
88900000	CAP Move-Settlement	UZ	2000000433	11/13/2012	(498.20)
88900000	CAP Move-Settlement	UZ	2000000432	11/13/2012	(36,252.00)
88900000	CAP Move-Settlement	UZ	2000000433	11/13/2012	(6,211.50)
88900000	CAP Move-Settlement	UZ	2000000432	11/13/2012	(15,893.64)
88900000	CAP Move-Settlement	UZ	2000000432	11/13/2012	(2,306.56)
88900000	CAP Move-Settlement	UZ	2000000432	11/13/2012	(10,467.50)
88900000	CAP Move-Settlement	UZ	2000000432	11/13/2012	(12,382.92)
88900000	CAP Move-Settlement	UZ	2000000432	11/13/2012	(7.25)
88900000	CAP Move-Settlement	UZ	2000000432	11/13/2012	127.53
88900000	CAP Move-Settlement	UZ	2000000432	11/13/2012	(13.13)
88900000	CAP Move-Settlement	UZ	2000000432	11/13/2012	9.63
88900000	CAP Move-Settlement	UZ	2000000432	11/13/2012	6.72
88900000	CAP Move-Settlement	UZ	2000000432	11/13/2012	(2.52)
88900000	CAP Move-Settlement	UZ	2000000432	11/13/2012	(18.93)
88900000	CAP Move-Settlement	UZ	2000000432	11/13/2012	10.80
88900000	CAP Move-Settlement	UZ	2000000432	11/13/2012	5.10
88900000	CAP Move-Settlement	UZ	2000000432	11/13/2012	87.27
88900000	CAP Move-Settlement	UZ	2000000432	11/13/2012	37.56

Kentucky American Water Company  
Case No. 2012-00520  
Response to PSC DR1, Item 31

Account	Description	Doc Type	Document Number	Posting Date	Amount
88900000	CAP Move-Settlement	UZ	2000000432	11/13/2012	19.18
88900000	CAP Move-Settlement	UZ	2000000432	11/13/2012	65.73
88900000	CAP Move-Settlement	UZ	2000000432	11/13/2012	143.78
88900000	CAP Move-Settlement	UZ	2000000432	11/13/2012	1,251.42
88900000	CAP Move-Settlement	UZ	2000000432	11/13/2012	99.73
88900000	CAP Move-Settlement	UZ	2000000433	11/13/2012	94.65
88900000	CAP Move-Settlement	UZ	2000000433	11/13/2012	55.06
88900000	CAP Move-Settlement	UZ	2000000432	11/13/2012	(2,675.44)
88900000	CAP Move-Settlement	UZ	2000000432	11/13/2012	25.34
88900000	CAP Move-Settlement	UZ	2000000432	11/13/2012	10.93
88900000	CAP Move-Settlement	UZ	2000000432	11/13/2012	(910.08)
88900000	CAP Move-Settlement	UZ	2000000432	11/13/2012	23.09
88900000	CAP Move-Settlement	UZ	2000000432	11/13/2012	8.84
88900000	CAP Move-Settlement	UZ	2000000432	11/13/2012	348.53
88900000	CAP Move-Settlement	UZ	2000000432	11/13/2012	16.02
88900000	CAP Move-Settlement	UZ	2000000432	11/13/2012	88.57
88900000	CAP Move-Settlement	UZ	2000000432	11/13/2012	3.51
88900000	CAP Move-Settlement	UZ	2000000432	11/13/2012	3.08
88900000	CAP Move-Settlement	UZ	2000000432	11/13/2012	(12.44)
88900000	CAP Move-Settlement	UZ	2000000432	11/13/2012	(35.71)
88900000	CAP Move-Settlement	UZ	2000000432	11/13/2012	(64.68)
88900000	CAP Move-Settlement	UZ	2000000433	11/13/2012	(93.25)
88900000	CAP Move-Settlement	UZ	2000000432	11/13/2012	15.74
88900000	CAP Move-Settlement	UZ	2000000432	11/13/2012	(0.97)
88900000	CAP Move-Settlement	UZ	2000000432	11/13/2012	(1.40)
88900000	CAP Move-Settlement	UZ	2000000432	11/13/2012	0.70
88900000	CAP Move-Settlement	UZ	2000000432	11/13/2012	54.11
88900000	CAP Move-Settlement	UZ	2000000432	11/13/2012	3.90
88900000	CAP Move-Settlement	UZ	2000000432	11/13/2012	(431.64)
88900000	CAP Move-Settlement	UZ	2000000432	11/13/2012	1.37
88900000	CAP Move-Settlement	UZ	2000000432	11/13/2012	(0.54)
88900000	CAP Move-Settlement	UZ	2000000433	11/13/2012	(0.19)
88900000	CAP Move-Settlement	UZ	2000000432	11/13/2012	(233.71)
88900000	CAP Move-Settlement	UZ	2000000432	11/13/2012	422.91
88900000	CAP Move-Settlement	UZ	2000000432	11/13/2012	1,383.09
88900000	CAP Move-Settlement	UZ	2000000432	11/13/2012	(6,663.11)
88900000	CAP Move-Settlement	UZ	2000000432	11/13/2012	15.17
88900000	CAP Move-Settlement	UZ	2000000432	11/13/2012	78.91
88900000	CAP Move-Settlement	UZ	2000000432	11/13/2012	34.60
88900000	CAP Move-Settlement	UZ	2000000432	11/13/2012	43.57
88900000	CAP Move-Settlement	UZ	2000000432	11/13/2012	113.76
88900000	CAP Move-Settlement	UZ	2000000432	11/13/2012	99.44
88900000	CAP Move-Settlement	UZ	2000000432	11/13/2012	(176.69)
88900000	CAP Move-Settlement	UZ	2000000432	11/13/2012	5,309.47
88900000	CAP Move-Settlement	UZ	2000000433	11/13/2012	(5,309.47)
88900000	CAP Move-Settlement	UZ	2000000432	11/13/2012	(15,900.00)
88900000	CAP Move-Settlement	UZ	2000000432	11/13/2012	(2,697.14)
88900000	CAP Move-Settlement	UZ	2000000432	11/13/2012	2.81
88900000	CAP Move-Settlement	UZ	2000000432	11/13/2012	28.03
88900000	CAP Move-Settlement	UZ	2000000432	11/13/2012	15.62
88900000	CAP Move-Settlement	UZ	2000000432	11/13/2012	15.47
88900000	CAP Move-Settlement	UZ	2000000432	11/13/2012	40.41
88900000	CAP Move-Settlement	UZ	2000000432	11/13/2012	62.91
88900000	CAP Move-Settlement	UZ	2000000432	11/13/2012	5.39
88900000	CAP Move-Settlement	UZ	2000000432	11/13/2012	216.42
88900000	CAP Move-Settlement	UZ	2000000433	11/13/2012	5.46
88900000	CAP Move-Settlement	UZ	2000000432	11/13/2012	(5,325.90)
88900000	CAP Move-Settlement	UZ	2000000432	11/13/2012	(213.16)
88900000	CAP Move-Settlement	UZ	2000000432	11/13/2012	(386.07)
88900000	CAP Move-Settlement	UZ	2000000432	11/13/2012	(556.59)
88900000	CAP Move-Settlement	UZ	2000000433	11/13/2012	(74.23)
40111000	Res Sales Billed	ZA	9400001274	11/14/2012	(113,645.39)
40111000	Res Sales Billed	ZA	9400001274	11/14/2012	(18,279.59)
40111000	Res Sales Billed	ZA	9400001274	11/14/2012	(46.77)
40121000	Com Sales Billed	ZA	9400001274	11/14/2012	(54,315.01)
40121000	Com Sales Billed	ZA	9400001274	11/14/2012	(398.65)
40131000	Ind Sales Billed	ZA	9400001274	11/14/2012	(43.95)
40145000	Priv Fire Billed	ZA	9400001274	11/14/2012	(4,646.46)
40151000	Publ Auth Billed	ZA	9400001274	11/14/2012	(6,804.59)
40211000	Dom WW Svc Billed	ZA	9400001274	11/14/2012	17.27
40310400	OthRev-NSF Ck Chrg	ZA	9400001274	11/14/2012	(36.00)
40310500	OthRev-App/InitFee	ZA	9400001274	11/14/2012	(52.00)
40310500	OthRev-App/InitFee	ZA	9400001274	11/14/2012	(130.00)
40310500	OthRev-App/InitFee	ZA	9400001274	11/14/2012	(2,132.00)
40310700	OthRev-Reconnct Fee	ZA	9400001274	11/14/2012	(650.00)
40310700	OthRev-Reconnct Fee	ZA	9400001274	11/14/2012	(156.00)
50109900	Labor Cap Credits	UZ	2000000438	11/14/2012	(3,294.00)

Kentucky American Water Company  
Case No. 2012-00520  
Response to PSC DR1, Item 31

Account	Description	Doc Type	Document Number	Posting Date	Amount
50109900	Labor Cap Credits	UZ	2000000438	11/14/2012	(194.40)
50109900	Labor Cap Credits	UZ	2000000438	11/14/2012	(1,035.48)
50109900	Labor Cap Credits	UZ	2000000438	11/14/2012	(582.72)
50109900	Labor Cap Credits	UZ	2000000439	11/14/2012	(238.71)
50109900	Labor Cap Credits	UZ	2000000438	11/14/2012	(258.36)
50109900	Labor Cap Credits	UZ	2000000438	11/14/2012	(343.35)
50109900	Labor Cap Credits	UZ	2000000438	11/14/2012	(962.64)
50109900	Labor Cap Credits	UZ	2000000438	11/14/2012	(962.64)
50109900	Labor Cap Credits	UZ	2000000438	11/14/2012	(10,910.32)
50109900	Labor Cap Credits	UZ	2000000438	11/14/2012	(472.76)
50109900	Labor Cap Credits	UZ	2000000438	11/14/2012	(1,627.25)
50109900	Labor Cap Credits	UZ	2000000438	11/14/2012	(220.92)
50109900	Labor Cap Credits	UZ	2000000439	11/14/2012	(352.82)
50109900	Labor Cap Credits	UZ	2000000438	11/14/2012	(1,677.12)
50109900	Labor Cap Credits	UZ	2000000438	11/14/2012	(3,919.81)
50109900	Labor Cap Credits	UZ	2000000438	11/14/2012	(1,533.95)
50109900	Labor Cap Credits	UZ	2000000439	11/14/2012	(3,560.75)
50109900	Labor Cap Credits	UZ	2000000438	11/14/2012	(42.07)
50109900	Labor Cap Credits	UZ	2000000438	11/14/2012	(6,115.14)
50109900	Labor Cap Credits	UZ	2000000438	11/14/2012	(580.32)
50109900	Labor Cap Credits	UZ	2000000438	11/14/2012	(2,905.72)
50109900	Labor Cap Credits	UZ	2000000438	11/14/2012	(93.75)
50109900	Labor Cap Credits	UZ	2000000438	11/14/2012	(327.84)
50109900	Labor Cap Credits	UZ	2000000438	11/14/2012	(133.08)
50109900	Labor Cap Credits	UZ	2000000439	11/14/2012	(350.52)
50109900	Labor Cap Credits	UZ	2000000438	11/14/2012	(962.64)
50109900	Labor Cap Credits	UZ	2000000438	11/14/2012	(561.87)
50109900	Labor Cap Credits	UZ	2000000438	11/14/2012	(1,544.35)
50109900	Labor Cap Credits	UZ	2000000438	11/14/2012	(580.32)
50119900	LaborNSOT CapCredits	UZ	2000000438	11/14/2012	(67.43)
50119900	LaborNSOT CapCredits	UZ	2000000438	11/14/2012	(5,746.54)
50119900	LaborNSOT CapCredits	UZ	2000000438	11/14/2012	(945.50)
50119900	LaborNSOT CapCredits	UZ	2000000438	11/14/2012	(1,542.77)
50119900	LaborNSOT CapCredits	UZ	2000000438	11/14/2012	(508.71)
50119900	LaborNSOT CapCredits	UZ	2000000438	11/14/2012	(81.82)
50119900	LaborNSOT CapCredits	UZ	2000000438	11/14/2012	(23.65)
50119900	LaborNSOT CapCredits	UZ	2000000438	11/14/2012	(167.10)
50119900	LaborNSOT CapCredits	UZ	2000000438	11/14/2012	(16.83)
50119900	LaborNSOT CapCredits	UZ	2000000438	11/14/2012	(145.94)
50119900	LaborNSOT CapCredits	UZ	2000000438	11/14/2012	(445.36)
50119900	LaborNSOT CapCredits	UZ	2000000438	11/14/2012	(430.94)
50421100	401k Exp Cap Credits	UZ	2000000438	11/14/2012	(82.40)
50421100	401k Exp Cap Credits	UZ	2000000438	11/14/2012	(4.86)
50421100	401k Exp Cap Credits	UZ	2000000438	11/14/2012	(13.44)
50421100	401k Exp Cap Credits	UZ	2000000438	11/14/2012	(7.29)
50421100	401k Exp Cap Credits	UZ	2000000439	11/14/2012	(1.29)
50421100	401k Exp Cap Credits	UZ	2000000438	11/14/2012	(13.76)
50421100	401k Exp Cap Credits	UZ	2000000438	11/14/2012	(28.34)
50421100	401k Exp Cap Credits	UZ	2000000438	11/14/2012	(28.36)
50421100	401k Exp Cap Credits	UZ	2000000439	11/14/2012	(319.00)
50421100	401k Exp Cap Credits	UZ	2000000439	11/14/2012	(47.22)
50421100	401k Exp Cap Credits	UZ	2000000439	11/14/2012	(59.31)
50421100	401k Exp Cap Credits	UZ	2000000439	11/14/2012	(8.84)
50421100	401k Exp Cap Credits	UZ	2000000438	11/14/2012	(34.48)
50421100	401k Exp Cap Credits	UZ	2000000438	11/14/2012	(98.90)
50421100	401k Exp Cap Credits	UZ	2000000439	11/14/2012	(86.36)
50421100	401k Exp Cap Credits	UZ	2000000438	11/14/2012	(101.47)
50421100	401k Exp Cap Credits	UZ	2000000438	11/14/2012	(14.46)
50421100	401k Exp Cap Credits	UZ	2000000438	11/14/2012	(134.06)
50421100	401k Exp Cap Credits	UZ	2000000438	11/14/2012	(3.75)
50421100	401k Exp Cap Credits	UZ	2000000438	11/14/2012	(13.11)
50421100	401k Exp Cap Credits	UZ	2000000438	11/14/2012	(3.33)
50421100	401k Exp Cap Credits	UZ	2000000438	11/14/2012	(8.76)
50421100	401k Exp Cap Credits	UZ	2000000438	11/14/2012	(28.34)
50421100	401k Exp Cap Credits	UZ	2000000438	11/14/2012	(7.29)
50421100	401k Exp Cap Credits	UZ	2000000438	11/14/2012	(18.44)
50421100	401k Exp Cap Credits	UZ	2000000439	11/14/2012	(14.52)
50422100	DCP Exp Cap Credits	UZ	2000000438	11/14/2012	(14.01)
50422100	DCP Exp Cap Credits	UZ	2000000439	11/14/2012	(18.03)
50422100	DCP Exp Cap Credits	UZ	2000000438	11/14/2012	(49.63)
50422100	DCP Exp Cap Credits	UZ	2000000438	11/14/2012	(49.62)
50422100	DCP Exp Cap Credits	UZ	2000000438	11/14/2012	(529.58)
50422100	DCP Exp Cap Credits	UZ	2000000439	11/14/2012	(50.90)
50422100	DCP Exp Cap Credits	UZ	2000000439	11/14/2012	(107.77)
50422100	DCP Exp Cap Credits	UZ	2000000438	11/14/2012	(11.60)
50422100	DCP Exp Cap Credits	UZ	2000000438	11/14/2012	(45.23)
50422100	DCP Exp Cap Credits	UZ	2000000439	11/14/2012	(84.60)

Kentucky American Water Company  
Case No. 2012-00520  
Response to PSC DR1, Item 31

Account	Description	Doc Type	Document Number	Posting Date	Amount
50422100	DCP Exp Cap Credits	UZ	2000000438	11/14/2012	(115.35)
50422100	DCP Exp Cap Credits	UZ	2000000438	11/14/2012	(3.09)
50422100	DCP Exp Cap Credits	UZ	2000000438	11/14/2012	(71.94)
50422100	DCP Exp Cap Credits	UZ	2000000438	11/14/2012	(175.95)
50422100	DCP Exp Cap Credits	UZ	2000000438	11/14/2012	(4.92)
50422100	DCP Exp Cap Credits	UZ	2000000438	11/14/2012	(17.21)
50422100	DCP Exp Cap Credits	UZ	2000000438	11/14/2012	(49.63)
50422100	DCP Exp Cap Credits	UZ	2000000438	11/14/2012	(14.18)
50422100	DCP Exp Cap Credits	UZ	2000000438	11/14/2012	(65.00)
50452000	Emp Physical Exams	KR	5000003074	11/14/2012	37.10
50452000	Emp Physical Exams	ZI	9000001274	11/14/2012	78.00
50550100	Group Ins Cap Credits	UZ	2000000438	11/14/2012	(702.34)
50550100	Group Ins Cap Credits	UZ	2000000438	11/14/2012	(44.63)
50550100	Group Ins Cap Credits	UZ	2000000438	11/14/2012	(232.72)
50550100	Group Ins Cap Credits	UZ	2000000438	11/14/2012	(99.61)
50550100	Group Ins Cap Credits	UZ	2000000438	11/14/2012	(68.39)
50550100	Group Ins Cap Credits	UZ	2000000438	11/14/2012	(88.57)
50550100	Group Ins Cap Credits	UZ	2000000438	11/14/2012	(29.00)
50550100	Group Ins Cap Credits	UZ	2000000438	11/14/2012	(65.91)
50550100	Group Ins Cap Credits	UZ	2000000438	11/14/2012	(65.90)
50550100	Group Ins Cap Credits	UZ	2000000439	11/14/2012	(2,523.02)
50550100	Group Ins Cap Credits	UZ	2000000438	11/14/2012	(224.44)
50550100	Group Ins Cap Credits	UZ	2000000438	11/14/2012	(613.10)
50550100	Group Ins Cap Credits	UZ	2000000438	11/14/2012	(65.48)
50550100	Group Ins Cap Credits	UZ	2000000438	11/14/2012	(161.43)
50550100	Group Ins Cap Credits	UZ	2000000438	11/14/2012	(158.39)
50550100	Group Ins Cap Credits	UZ	2000000438	11/14/2012	(620.45)
50550100	Group Ins Cap Credits	UZ	2000000438	11/14/2012	(138.19)
50550100	Group Ins Cap Credits	UZ	2000000438	11/14/2012	(647.51)
50550100	Group Ins Cap Credits	UZ	2000000438	11/14/2012	(17.15)
50550100	Group Ins Cap Credits	UZ	2000000438	11/14/2012	(1,644.40)
50550100	Group Ins Cap Credits	UZ	2000000438	11/14/2012	(177.54)
50550100	Group Ins Cap Credits	UZ	2000000438	11/14/2012	(642.13)
50550100	Group Ins Cap Credits	UZ	2000000438	11/14/2012	(18.92)
50550100	Group Ins Cap Credits	UZ	2000000438	11/14/2012	(77.34)
50550100	Group Ins Cap Credits	UZ	2000000438	11/14/2012	(29.47)
50550100	Group Ins Cap Credits	UZ	2000000438	11/14/2012	(46.13)
50550100	Group Ins Cap Credits	UZ	2000000438	11/14/2012	(65.91)
50550100	Group Ins Cap Credits	UZ	2000000438	11/14/2012	(150.57)
50550100	Group Ins Cap Credits	UZ	2000000438	11/14/2012	(450.46)
50550100	Group Ins Cap Credits	UZ	2000000438	11/14/2012	(177.46)
51010000	Purchased Water	KR	5000003018	11/14/2012	2,378.97
51510000	Purchased Power	ZN	5000003028	11/14/2012	55.37
51510000	Purchased Power	ZN	5000003028	11/14/2012	2,139.90
51510000	Purchased Power	ZN	5000003028	11/14/2012	58,166.79
51510000	Purchased Power	ZN	5000003028	11/14/2012	23.13
51510000	Purchased Power	ZN	5000003030	11/14/2012	41.02
51510000	Purchased Power	ZN	5000003030	11/14/2012	493.50
51510000	Purchased Power	ZN	5000003030	11/14/2012	44.83
51510000	Purchased Power	ZN	5000003030	11/14/2012	61.06
51510000	Purchased Power	ZN	5000003030	11/14/2012	2,426.99
51510000	Purchased Power	ZN	5000003030	11/14/2012	45.10
51510000	Purchased Power	ZN	5000003030	11/14/2012	58.06
51510000	Purchased Power	ZN	5000003030	11/14/2012	144.49
51510000	Purchased Power	ZN	5000003030	11/14/2012	27.95
51510000	Purchased Power	ZN	5000003030	11/14/2012	102.09
51510000	Purchased Power	ZN	5000003030	11/14/2012	5,903.62
52000000	M&S Expense (O&M)	KR	5000003022	11/14/2012	301.74
52000000	M&S Expense (O&M)	KR	5000003023	11/14/2012	1,134.20
52000000	M&S Expense (O&M)	KR	5000003023	11/14/2012	1,075.90
52000000	M&S Expense (O&M)	KR	5000003023	11/14/2012	204.10
52000000	M&S Expense (O&M)	KR	5000003045	11/14/2012	30.01
52000000	M&S Expense (O&M)	KR	5000003045	11/14/2012	27.80
52000000	M&S Expense (O&M)	KR	5000003070	11/14/2012	91.97
52000000	M&S Expense (O&M)	KR	5000003071	11/14/2012	296.72
52000000	M&S Expense (O&M)	KR	5000003073	11/14/2012	980.50
52000000	M&S Expense (O&M)	KR	5000003073	11/14/2012	25.21
52000000	M&S Expense (O&M)	KR	5000003077	11/14/2012	1,197.47
52000000	M&S Expense (O&M)	KR	5000003078	11/14/2012	1,202.89
52000000	M&S Expense (O&M)	ZI	9000001189	11/14/2012	21.19
52000000	M&S Expense (O&M)	ZI	9000001190	11/14/2012	59.09
52000000	M&S Expense (O&M)	ZI	9000001191	11/14/2012	39.15
52000000	M&S Expense (O&M)	ZI	9000001195	11/14/2012	95.36
52000000	M&S Expense (O&M)	ZI	9000001265	11/14/2012	1,095.56
52000000	M&S Expense (O&M)	UZ	2000000437	11/14/2012	(1,075.90)
52000000	M&S Expense (O&M)	UZ	2000000437	11/14/2012	(1,338.30)
52000000	M&S Expense (O&M)	UZ	2000000434	11/14/2012	2,948,547.00

Kentucky American Water Company  
Case No. 2012-00520  
Response to PSC DR1, Item 31

Account	Description	Doc Type	Document Number	Posting Date	Amount
52000000	M&S Expense (O&M)	UZ	2000000434	11/14/2012	9,495.00
52000000	M&S Expense (O&M)	UZ	2000000434	11/14/2012	12,232.00
52000000	M&S Expense (O&M)	UZ	2000000434	11/14/2012	5,307.00
52000000	M&S Expense (O&M)	UZ	2000000434	11/14/2012	5,000.00
52000000	M&S Expense (O&M)	UZ	2000000434	11/14/2012	30,000.00
52000000	M&S Expense (O&M)	UZ	2000000434	11/14/2012	30,000.00
52000000	M&S Expense (O&M)	UZ	2000000434	11/14/2012	78,677.17
52500000	Misc Expense (O&M)	RE	5000003060	11/14/2012	38,160.00
52500000	Misc Expense (O&M)	RE	5000003060	11/14/2012	9,540.00
52500000	Misc Expense (O&M)	RE	5000003061	11/14/2012	(13,244.70)
52500000	Misc Expense (O&M)	KR	5000003072	11/14/2012	645.71
52500000	Misc Expense (O&M)	ZI	9000001359	11/14/2012	44.87
52500000	Misc Expense (O&M)	ZI	9000001372	11/14/2012	26.49
52500000	Misc Expense (O&M)	UZ	2000000434	11/14/2012	(392.86)
52500000	Misc Expense (O&M)	UZ	2000000434	11/14/2012	166,950.00
52500000	Misc Expense (O&M)	UZ	2000000434	11/14/2012	(10,313.80)
52500000	Misc Expense (O&M)	UZ	2000000434	11/14/2012	166,950.00
52500000	Misc Expense (O&M)	UZ	2000000434	11/14/2012	8,379.00
52500000	Misc Expense (O&M)	UZ	2000000434	11/14/2012	14,994.00
52514500	Charitb Don-H/Ed/En	ZF	5000003037	11/14/2012	1,500.00
52514500	Charitb Don-H/Ed/En	ZF	5000003039	11/14/2012	13,000.00
52514500	Charitb Don-H/Ed/En	ZF	5000003042	11/14/2012	15,000.00
52514600	Charitb Don-Commnty	ZF	5000003036	11/14/2012	2,000.00
52514600	Charitb Don-Commnty	ZF	5000003038	11/14/2012	300.00
52514700	Community Partnrshps	ZF	5000003034	11/14/2012	500.00
52514904	Cust Edu Comm-Consrv	ZF	5000003032	11/14/2012	7,050.00
52514904	Cust Edu Comm-Consrv	ZF	5000003033	11/14/2012	10,000.00
52524000	Co Dues/Mmbrshp Ded	ZI	9000001553	11/14/2012	320.00
52532000	Electricity	ZN	5000003028	11/14/2012	113.00
52532000	Electricity	ZN	5000003028	11/14/2012	21.45
52532000	Electricity	ZN	5000003028	11/14/2012	49.86
52532000	Electricity	ZN	5000003028	11/14/2012	19.78
52532000	Electricity	ZN	5000003028	11/14/2012	39.85
52532000	Electricity	ZN	5000003030	11/14/2012	46.61
52532000	Electricity	ZN	5000003030	11/14/2012	58.56
52532000	Electricity	ZN	5000003030	11/14/2012	20.35
52532000	Electricity	ZN	5000003030	11/14/2012	29.90
52532000	Electricity	ZN	5000003030	11/14/2012	20.56
52532000	Electricity	ZN	5000003030	11/14/2012	23.56
52532000	Electricity	ZN	5000003030	11/14/2012	297.79
52532000	Electricity	ZN	5000003030	11/14/2012	20.17
52532000	Electricity	ZN	5000003030	11/14/2012	36.43
52532000	Electricity	ZN	5000003030	11/14/2012	22.69
52532000	Electricity	ZN	5000003030	11/14/2012	80.74
52534000	Employee Expenses	ZI	9000001272	11/14/2012	(70.00)
52535000	Meals Deductible	ZI	9000001159	11/14/2012	18.86
52535000	Meals Deductible	ZI	9000001273	11/14/2012	32.15
52550000	Janitorial	KR	5000003025	11/14/2012	1,378.00
52554500	Lab Supplies	RE	5000003051	11/14/2012	29.63
52554500	Lab Supplies	RE	5000003052	11/14/2012	17.42
52554500	Lab Supplies	RE	5000003053	11/14/2012	13.73
52554500	Lab Supplies	RE	5000003054	11/14/2012	4.90
52554500	Lab Supplies	RE	5000003054	11/14/2012	3.87
52554500	Lab Supplies	RE	5000003054	11/14/2012	6.66
52554500	Lab Supplies	RE	5000003054	11/14/2012	15.33
52554500	Lab Supplies	RE	5000003054	11/14/2012	3.82
52554500	Lab Supplies	RE	5000003054	11/14/2012	2.51
52554500	Lab Supplies	RE	5000003054	11/14/2012	3.19
52554500	Lab Supplies	RE	5000003054	11/14/2012	2.66
52554500	Lab Supplies	RE	5000003054	11/14/2012	2.97
52554500	Lab Supplies	RE	5000003054	11/14/2012	3.62
52554500	Lab Supplies	RE	5000003054	11/14/2012	1.30
52554500	Lab Supplies	RE	5000003056	11/14/2012	17.32
52554500	Lab Supplies	UZ	2000000434	11/14/2012	(3,758.34)
52562000	Office Supplies	KR	5000003019	11/14/2012	182.11
52562000	Office Supplies	ZI	9000001248	11/14/2012	41.04
52571100	Add'l Security Costs	KR	5000003075	11/14/2012	1,008.75
52571100	Add'l Security Costs	KR	5000003076	11/14/2012	1,008.75
52574000	Telephone	UZ	2000000434	11/14/2012	30,038.53
52582000	Uniforms	ZI	9000001260	11/14/2012	111.30
52582000	Uniforms	ZI	9000001267	11/14/2012	307.69
52582000	Uniforms	ZI	9000001268	11/14/2012	92.23
52582000	Uniforms	ZI	9000001269	11/14/2012	41.61
52582000	Uniforms	ZI	9000001317	11/14/2012	66.35
52582000	Uniforms	ZI	9000001333	11/14/2012	87.98
52582000	Uniforms	ZI	9000001342	11/14/2012	46.61
52582000	Uniforms	ZI	9000001373	11/14/2012	99.21

Kentucky American Water Company  
Case No. 2012-00520  
Response to PSC DR1, Item 31

Account	Description	Doc Type	Document Number	Posting Date	Amount
52582000	Uniforms	ZI	9000001390	11/14/2012	111.30
52582000	Uniforms	ZI	9000001408	11/14/2012	69.19
52582000	Uniforms	ZI	9000001409	11/14/2012	72.20
52582000	Uniforms	ZI	9000001417	11/14/2012	50.58
52582000	Uniforms	ZI	9000001456	11/14/2012	150.39
52582000	Uniforms	ZI	9000001457	11/14/2012	287.47
52586000	PO Small Differences	RE	5000003059	11/14/2012	(15.37)
52586000	PO Small Differences	RE	5000003259	11/14/2012	15.37
53150000	Contr Svc-Other	KR	5000003016	11/14/2012	12,641.56
53150000	Contr Svc-Other	KR	5000003017	11/14/2012	912.60
53150000	Contr Svc-Other	KR	5000003024	11/14/2012	549.08
53150000	Contr Svc-Other	KR	5000003025	11/14/2012	4,960.80
53150000	Contr Svc-Other	KR	5000003025	11/14/2012	3,879.60
53150000	Contr Svc-Other	KR	5000003025	11/14/2012	2,035.20
53150000	Contr Svc-Other	RE	5000003035	11/14/2012	32.18
53150000	Contr Svc-Other	KR	5000003064	11/14/2012	1,462.80
53150000	Contr Svc-Other	KR	5000003065	11/14/2012	2,497.36
53150000	Contr Svc-Other	KR	5000003066	11/14/2012	69.96
53150000	Contr Svc-Other	KR	5000003067	11/14/2012	135.15
53150000	Contr Svc-Other	KR	5000003068	11/14/2012	50.14
53150000	Contr Svc-Other	KR	5000003069	11/14/2012	1,259.28
53150000	Contr Svc-Other	KR	5000003079	11/14/2012	270.30
53150000	Contr Svc-Other	UZ	2000000434	11/14/2012	17,380.00
53150000	Contr Svc-Other	UZ	2000000434	11/14/2012	117,961.85
53150000	Contr Svc-Other	UZ	2000000434	11/14/2012	978.50
53150000	Contr Svc-Other	UZ	2000000434	11/14/2012	25,000.00
53150000	Contr Svc-Other	UZ	2000000437	11/14/2012	(912.60)
53150000	Contr Svc-Other	UZ	2000000434	11/14/2012	141,835.50
53150000	Contr Svc-Other	UZ	2000000434	11/14/2012	17,222.57
53150000	Contr Svc-Other	UZ	2000000434	11/14/2012	5,000.00
53150000	Contr Svc-Other	UZ	2000000434	11/14/2012	30,000.00
53150000	Contr Svc-Other	UZ	2000000434	11/14/2012	30,000.00
53150000	Contr Svc-Other	UZ	2000000434	11/14/2012	78,000.00
53150000	Contr Svc-Other	UZ	2000000434	11/14/2012	360.00
53150000	Contr Svc-Other	UZ	2000000434	11/14/2012	22,793.44
53150000	Contr Svc-Other	UZ	2000000434	11/14/2012	6,127.00
53150000	Contr Svc-Other	UZ	2000000434	11/14/2012	7,292.22
53150000	Contr Svc-Other	UZ	2000000442	11/14/2012	(32.18)
53151000	Contr Svc-Temp EE	KR	5000003020	11/14/2012	1,806.77
53151000	Contr Svc-Temp EE	KR	5000003021	11/14/2012	1,738.40
53155000	Contr Svc-Legal	UZ	2000000434	11/14/2012	27,464.30
53155000	Contr Svc-Legal	UZ	2000000434	11/14/2012	27,464.30
55010200	Trans Lease Fuel	KR	5000003044	11/14/2012	30,154.17
55010200	Trans Lease Fuel	KR	5000003047	11/14/2012	30,718.42
57010000	Uncoll Accts Exp	ZA	9400001274	11/14/2012	(71.75)
57010000	Uncoll Accts Exp	ZA	9400001274	11/14/2012	(253.21)
62520700	Misc Main Pvg/Bckfil	UZ	2000000434	11/14/2012	24,360.40
62520700	Misc Main Pvg/Bckfil	UZ	2000000434	11/14/2012	1,057.00
62520700	Misc Main Pvg/Bckfil	UZ	2000000434	11/14/2012	11,443.00
62520700	Misc Main Pvg/Bckfil	UZ	2000000434	11/14/2012	8,100.00
62520700	Misc Main Pvg/Bckfil	UZ	2000000434	11/14/2012	10,000.00
62520700	Misc Main Pvg/Bckfil	UZ	2000000434	11/14/2012	6,900.00
62520700	Misc Main Pvg/Bckfil	UZ	2000000434	11/14/2012	400.00
68533100	FICA Cap Credits	UZ	2000000438	11/14/2012	(241.98)
68533100	FICA Cap Credits	UZ	2000000438	11/14/2012	(14.25)
68533100	FICA Cap Credits	UZ	2000000438	11/14/2012	(75.93)
68533100	FICA Cap Credits	UZ	2000000438	11/14/2012	(43.25)
68533100	FICA Cap Credits	UZ	2000000438	11/14/2012	(22.37)
68533100	FICA Cap Credits	UZ	2000000439	11/14/2012	(18.43)
68533100	FICA Cap Credits	UZ	2000000438	11/14/2012	(25.91)
68533100	FICA Cap Credits	UZ	2000000438	11/14/2012	(71.49)
68533100	FICA Cap Credits	UZ	2000000438	11/14/2012	(71.50)
68533100	FICA Cap Credits	UZ	2000000438	11/14/2012	(1,234.18)
68533100	FICA Cap Credits	UZ	2000000439	11/14/2012	(102.43)
68533100	FICA Cap Credits	UZ	2000000438	11/14/2012	(232.83)
68533100	FICA Cap Credits	UZ	2000000438	11/14/2012	(15.80)
68533100	FICA Cap Credits	UZ	2000000438	11/14/2012	(63.42)
68533100	FICA Cap Credits	UZ	2000000438	11/14/2012	(132.78)
68533100	FICA Cap Credits	UZ	2000000438	11/14/2012	(240.65)
68533100	FICA Cap Credits	UZ	2000000438	11/14/2012	(115.79)
68533100	FICA Cap Credits	UZ	2000000438	11/14/2012	(249.37)
68533100	FICA Cap Credits	UZ	2000000438	11/14/2012	(4.26)
68533100	FICA Cap Credits	UZ	2000000438	11/14/2012	(375.57)
68533100	FICA Cap Credits	UZ	2000000438	11/14/2012	(41.72)
68533100	FICA Cap Credits	UZ	2000000438	11/14/2012	(246.91)
68533100	FICA Cap Credits	UZ	2000000438	11/14/2012	(6.89)
68533100	FICA Cap Credits	UZ	2000000438	11/14/2012	(23.76)

Kentucky American Water Company  
Case No. 2012-00520  
Response to PSC DR1, Item 31

Account	Description	Doc Type	Document Number	Posting Date	Amount
68533100	FICA Cap Credits	UZ	2000000438	11/14/2012	(9.76)
68533100	FICA Cap Credits	UZ	2000000438	11/14/2012	(26.18)
68533100	FICA Cap Credits	UZ	2000000438	11/14/2012	(71.49)
68533100	FICA Cap Credits	UZ	2000000438	11/14/2012	(40.73)
68533100	FICA Cap Credits	UZ	2000000438	11/14/2012	(144.26)
68533100	FICA Cap Credits	UZ	2000000438	11/14/2012	(41.74)
68535100	SUTA Cap Credits	UZ	2000000439	11/14/2012	(0.83)
72802100	CIAC Rcpt Non-SrvClr	DR	4000003828	11/14/2012	(2,451.00)
72802100	CIAC Rcpt Non-SrvClr	DR	4000003831	11/14/2012	(20,316.00)
72802100	CIAC Rcpt Non-SrvClr	DR	4000003833	11/14/2012	(817.00)
72802100	CIAC Rcpt Non-SrvClr	DR	4000003836	11/14/2012	(26,144.00)
88107000	CAP Move-CWIP	UZ	2000000440	11/14/2012	82.40
88107000	CAP Move-CWIP	UZ	2000000440	11/14/2012	702.34
88107000	CAP Move-CWIP	UZ	2000000440	11/14/2012	3,294.00
88107000	CAP Move-CWIP	UZ	2000000441	11/14/2012	241.98
88107000	CAP Move-CWIP	UZ	2000000435	11/14/2012	(17,380.00)
88107000	CAP Move-CWIP	UZ	2000000440	11/14/2012	44.63
88107000	CAP Move-CWIP	UZ	2000000440	11/14/2012	194.40
88107000	CAP Move-CWIP	UZ	2000000440	11/14/2012	14.25
88107000	CAP Move-CWIP	UZ	2000000440	11/14/2012	4.86
88107000	CAP Move-CWIP	UZ	2000000440	11/14/2012	232.72
88107000	CAP Move-CWIP	UZ	2000000440	11/14/2012	1,035.48
88107000	CAP Move-CWIP	UZ	2000000440	11/14/2012	75.93
88107000	CAP Move-CWIP	UZ	2000000441	11/14/2012	13.44
88107000	CAP Move-CWIP	UZ	2000000435	11/14/2012	(24,360.40)
88107000	CAP Move-CWIP	UZ	2000000440	11/14/2012	43.25
88107000	CAP Move-CWIP	UZ	2000000440	11/14/2012	7.29
88107000	CAP Move-CWIP	UZ	2000000440	11/14/2012	582.72
88107000	CAP Move-CWIP	UZ	2000000440	11/14/2012	99.61
88107000	CAP Move-CWIP	UZ	2000000436	11/14/2012	1,075.90
88107000	CAP Move-CWIP	UZ	2000000440	11/14/2012	68.39
88107000	CAP Move-CWIP	UZ	2000000440	11/14/2012	67.43
88107000	CAP Move-CWIP	UZ	2000000440	11/14/2012	22.37
88107000	CAP Move-CWIP	UZ	2000000441	11/14/2012	14.01
88107000	CAP Move-CWIP	UZ	2000000441	11/14/2012	238.71
88107000	CAP Move-CWIP	UZ	2000000440	11/14/2012	18.43
88107000	CAP Move-CWIP	UZ	2000000440	11/14/2012	88.57
88107000	CAP Move-CWIP	UZ	2000000440	11/14/2012	1.29
88107000	CAP Move-CWIP	UZ	2000000441	11/14/2012	258.36
88107000	CAP Move-CWIP	UZ	2000000435	11/14/2012	392.86
88107000	CAP Move-CWIP	UZ	2000000436	11/14/2012	1,338.30
88107000	CAP Move-CWIP	UZ	2000000435	11/14/2012	(117,961.85)
88107000	CAP Move-CWIP	UZ	2000000440	11/14/2012	13.76
88107000	CAP Move-CWIP	UZ	2000000440	11/14/2012	18.03
88107000	CAP Move-CWIP	UZ	2000000440	11/14/2012	25.91
88107000	CAP Move-CWIP	UZ	2000000441	11/14/2012	343.35
88107000	CAP Move-CWIP	UZ	2000000441	11/14/2012	29.00
88107000	CAP Move-CWIP	UZ	2000000435	11/14/2012	(978.50)
88107000	CAP Move-CWIP	UZ	2000000435	11/14/2012	(27,464.30)
88107000	CAP Move-CWIP	UZ	2000000435	11/14/2012	(27,464.30)
88107000	CAP Move-CWIP	UZ	2000000435	11/14/2012	(2,948,547.00)
88107000	CAP Move-CWIP	UZ	2000000440	11/14/2012	49.13
88107000	CAP Move-CWIP	UZ	2000000440	11/14/2012	70.77
88107000	CAP Move-CWIP	UZ	2000000440	11/14/2012	28.06
88107000	CAP Move-CWIP	UZ	2000000440	11/14/2012	65.25
88107000	CAP Move-CWIP	UZ	2000000441	11/14/2012	953.01
88107000	CAP Move-CWIP	UZ	2000000440	11/14/2012	65.24
88107000	CAP Move-CWIP	UZ	2000000440	11/14/2012	28.08
88107000	CAP Move-CWIP	UZ	2000000440	11/14/2012	953.01
88107000	CAP Move-CWIP	UZ	2000000440	11/14/2012	70.78
88107000	CAP Move-CWIP	UZ	2000000441	11/14/2012	49.12
88107000	CAP Move-CWIP	UZ	2000000435	11/14/2012	(25,000.00)
88107000	CAP Move-CWIP	UZ	2000000440	11/14/2012	413.07
88107000	CAP Move-CWIP	UZ	2000000440	11/14/2012	8,510.05
88107000	CAP Move-CWIP	UZ	2000000440	11/14/2012	962.66
88107000	CAP Move-CWIP	UZ	2000000440	11/14/2012	1,967.95
88107000	CAP Move-CWIP	UZ	2000000440	11/14/2012	4,482.30
88107000	CAP Move-CWIP	UZ	2000000440	11/14/2012	248.82
88107000	CAP Move-CWIP	UZ	2000000440	11/14/2012	47.22
88107000	CAP Move-CWIP	UZ	2000000440	11/14/2012	945.50
88107000	CAP Move-CWIP	UZ	2000000440	11/14/2012	224.44
88107000	CAP Move-CWIP	UZ	2000000440	11/14/2012	102.43
88107000	CAP Move-CWIP	UZ	2000000440	11/14/2012	472.76
88107000	CAP Move-CWIP	UZ	2000000441	11/14/2012	50.90
88107000	CAP Move-CWIP	UZ	2000000435	11/14/2012	(1,057.00)
88107000	CAP Move-CWIP	UZ	2000000440	11/14/2012	107.77
88107000	CAP Move-CWIP	UZ	2000000440	11/14/2012	613.10



Kentucky American Water Company  
Case No. 2012-00520  
Response to PSC DR1, Item 31

Account	Description	Doc Type	Document Number	Posting Date	Amount
88107000	CAP Move-CWIP	UZ	2000000440	11/14/2012	1,542.77
88107000	CAP Move-CWIP	UZ	2000000440	11/14/2012	59.31
88107000	CAP Move-CWIP	UZ	2000000440	11/14/2012	1,627.25
88107000	CAP Move-CWIP	UZ	2000000440	11/14/2012	232.83
88107000	CAP Move-CWIP	UZ	2000000435	11/14/2012	(11,443.00)
88107000	CAP Move-CWIP	UZ	2000000435	11/14/2012	(5,589.00)
88107000	CAP Move-CWIP	UZ	2000000440	11/14/2012	8.01
88107000	CAP Move-CWIP	UZ	2000000440	11/14/2012	152.43
88107000	CAP Move-CWIP	UZ	2000000440	11/14/2012	10.90
88107000	CAP Move-CWIP	UZ	2000000440	11/14/2012	6.10
88107000	CAP Move-CWIP	UZ	2000000440	11/14/2012	45.18
88107000	CAP Move-CWIP	UZ	2000000435	11/14/2012	(6,900.00)
88107000	CAP Move-CWIP	UZ	2000000440	11/14/2012	31.21
88107000	CAP Move-CWIP	UZ	2000000440	11/14/2012	0.57
88107000	CAP Move-CWIP	UZ	2000000440	11/14/2012	111.39
88107000	CAP Move-CWIP	UZ	2000000440	11/14/2012	23.79
88107000	CAP Move-CWIP	UZ	2000000440	11/14/2012	43.76
88107000	CAP Move-CWIP	UZ	2000000440	11/14/2012	243.44
88107000	CAP Move-CWIP	UZ	2000000441	11/14/2012	351.01
88107000	CAP Move-CWIP	UZ	2000000440	11/14/2012	81.82
88107000	CAP Move-CWIP	UZ	2000000440	11/14/2012	132.78
88107000	CAP Move-CWIP	UZ	2000000440	11/14/2012	1,677.12
88107000	CAP Move-CWIP	UZ	2000000441	11/14/2012	158.39
88107000	CAP Move-CWIP	UZ	2000000435	11/14/2012	(4,761.00)
88107000	CAP Move-CWIP	UZ	2000000436	11/14/2012	629.69
88107000	CAP Move-CWIP	UZ	2000000440	11/14/2012	166.04
88107000	CAP Move-CWIP	UZ	2000000440	11/14/2012	58.37
88107000	CAP Move-CWIP	UZ	2000000440	11/14/2012	428.11
88107000	CAP Move-CWIP	UZ	2000000440	11/14/2012	2,704.66
88107000	CAP Move-CWIP	UZ	2000000440	11/14/2012	16.32
88107000	CAP Move-CWIP	UZ	2000000441	11/14/2012	68.24
88107000	CAP Move-CWIP	UZ	2000000435	11/14/2012	(166,950.00)
88107000	CAP Move-CWIP	UZ	2000000440	11/14/2012	115.79
88107000	CAP Move-CWIP	UZ	2000000440	11/14/2012	138.19
88107000	CAP Move-CWIP	UZ	2000000440	11/14/2012	1,533.95
88107000	CAP Move-CWIP	UZ	2000000435	11/14/2012	(348.00)
88107000	CAP Move-CWIP	UZ	2000000440	11/14/2012	216.95
88107000	CAP Move-CWIP	UZ	2000000440	11/14/2012	563.33
88107000	CAP Move-CWIP	UZ	2000000440	11/14/2012	3,097.85
88107000	CAP Move-CWIP	UZ	2000000440	11/14/2012	75.13
88107000	CAP Move-CWIP	UZ	2000000441	11/14/2012	145.38
88107000	CAP Move-CWIP	UZ	2000000441	11/14/2012	100.35
88107000	CAP Move-CWIP	UZ	2000000440	11/14/2012	2.69
88107000	CAP Move-CWIP	UZ	2000000440	11/14/2012	14.92
88107000	CAP Move-CWIP	UZ	2000000440	11/14/2012	14.64
88107000	CAP Move-CWIP	UZ	2000000440	11/14/2012	3.70
88107000	CAP Move-CWIP	UZ	2000000441	11/14/2012	36.60
88107000	CAP Move-CWIP	UZ	2000000435	11/14/2012	(8,260.65)
88107000	CAP Move-CWIP	UZ	2000000435	11/14/2012	(10,641.84)
88107000	CAP Move-CWIP	UZ	2000000435	11/14/2012	8,973.01
88107000	CAP Move-CWIP	UZ	2000000435	11/14/2012	(145,246.50)
88107000	CAP Move-CWIP	UZ	2000000435	11/14/2012	(123,396.88)
88107000	CAP Move-CWIP	UZ	2000000435	11/14/2012	(4,617.09)
88107000	CAP Move-CWIP	UZ	2000000440	11/14/2012	62.59
88107000	CAP Move-CWIP	UZ	2000000440	11/14/2012	126.97
88107000	CAP Move-CWIP	UZ	2000000440	11/14/2012	5,320.17
88107000	CAP Move-CWIP	UZ	2000000440	11/14/2012	326.74
88107000	CAP Move-CWIP	UZ	2000000440	11/14/2012	1,430.62
88107000	CAP Move-CWIP	UZ	2000000441	11/14/2012	88.28
88107000	CAP Move-CWIP	UZ	2000000440	11/14/2012	177.54
88107000	CAP Move-CWIP	UZ	2000000440	11/14/2012	580.32
88107000	CAP Move-CWIP	UZ	2000000440	11/14/2012	41.72
88107000	CAP Move-CWIP	UZ	2000000440	11/14/2012	14.46
88107000	CAP Move-CWIP	UZ	2000000435	11/14/2012	(30,038.53)
88107000	CAP Move-CWIP	UZ	2000000440	11/14/2012	134.06
88107000	CAP Move-CWIP	UZ	2000000440	11/14/2012	445.36
88107000	CAP Move-CWIP	UZ	2000000440	11/14/2012	2,905.72
88107000	CAP Move-CWIP	UZ	2000000440	11/14/2012	175.95
88107000	CAP Move-CWIP	UZ	2000000441	11/14/2012	642.13
88107000	CAP Move-CWIP	UZ	2000000441	11/14/2012	246.91
88107000	CAP Move-CWIP	UZ	2000000435	11/14/2012	(17,222.57)
88107000	CAP Move-CWIP	UZ	2000000440	11/14/2012	4.92
88107000	CAP Move-CWIP	UZ	2000000440	11/14/2012	6.89
88107000	CAP Move-CWIP	UZ	2000000440	11/14/2012	3.75
88107000	CAP Move-CWIP	UZ	2000000440	11/14/2012	18.92
88107000	CAP Move-CWIP	UZ	2000000440	11/14/2012	93.75
88107000	CAP Move-CWIP	UZ	2000000435	11/14/2012	(5,000.00)

Kentucky American Water Company  
Case No. 2012-00520  
Response to PSC DR1, Item 31

Account	Description	Doc Type	Document Number	Posting Date	Amount
88107000	CAP Move-CWIP	UZ	2000000435	11/14/2012	(5,000.00)
88107000	CAP Move-CWIP	UZ	2000000435	11/14/2012	(30,000.00)
88107000	CAP Move-CWIP	UZ	2000000435	11/14/2012	(30,000.00)
88107000	CAP Move-CWIP	UZ	2000000435	11/14/2012	(360.00)
88107000	CAP Move-CWIP	UZ	2000000435	11/14/2012	(22,793.44)
88107000	CAP Move-CWIP	UZ	2000000440	11/14/2012	69.60
88107000	CAP Move-CWIP	UZ	2000000440	11/14/2012	15.49
88107000	CAP Move-CWIP	UZ	2000000440	11/14/2012	295.05
88107000	CAP Move-CWIP	UZ	2000000440	11/14/2012	11.80
88107000	CAP Move-CWIP	UZ	2000000440	11/14/2012	21.39
88107000	CAP Move-CWIP	UZ	2000000440	11/14/2012	3.00
88107000	CAP Move-CWIP	UZ	2000000440	11/14/2012	8.78
88107000	CAP Move-CWIP	UZ	2000000440	11/14/2012	26.53
88107000	CAP Move-CWIP	UZ	2000000441	11/14/2012	119.77
88107000	CAP Move-CWIP	UZ	2000000440	11/14/2012	315.47
88107000	CAP Move-CWIP	UZ	2000000440	11/14/2012	23.57
88107000	CAP Move-CWIP	UZ	2000000440	11/14/2012	41.52
88107000	CAP Move-CWIP	UZ	2000000440	11/14/2012	7.89
88107000	CAP Move-CWIP	UZ	2000000435	11/14/2012	(13,494.60)
88107000	CAP Move-CWIP	UZ	2000000440	11/14/2012	70.77
88107000	CAP Move-CWIP	UZ	2000000440	11/14/2012	49.13
88107000	CAP Move-CWIP	UZ	2000000440	11/14/2012	953.01
88107000	CAP Move-CWIP	UZ	2000000440	11/14/2012	65.25
88107000	CAP Move-CWIP	UZ	2000000441	11/14/2012	28.06
88107000	CAP Move-CWIP	UZ	2000000440	11/14/2012	150.57
88107000	CAP Move-CWIP	UZ	2000000440	11/14/2012	7.29
88107000	CAP Move-CWIP	UZ	2000000440	11/14/2012	40.73
88107000	CAP Move-CWIP	UZ	2000000440	11/14/2012	14.18
88107000	CAP Move-CWIP	UZ	2000000440	11/14/2012	561.87
88107000	CAP Move-CWIP	UZ	2000000440	11/14/2012	450.46
88107000	CAP Move-CWIP	UZ	2000000440	11/14/2012	1,544.35
88107000	CAP Move-CWIP	UZ	2000000440	11/14/2012	65.00
88107000	CAP Move-CWIP	UZ	2000000440	11/14/2012	144.26
88107000	CAP Move-CWIP	UZ	2000000440	11/14/2012	430.94
88107000	CAP Move-CWIP	UZ	2000000440	11/14/2012	18.44
88107000	CAP Move-CWIP	UZ	2000000435	11/14/2012	(6,127.00)
88107000	CAP Move-CWIP	UZ	2000000440	11/14/2012	14.52
88107000	CAP Move-CWIP	UZ	2000000440	11/14/2012	177.46
88107000	CAP Move-CWIP	UZ	2000000440	11/14/2012	41.74
88107000	CAP Move-CWIP	UZ	2000000441	11/14/2012	580.32
88107000	CAP Move-CWIP	UZ	2000000435	11/14/2012	(7,292.22)
88107000	CAP Move-CWIP	UZ	2000000443	11/14/2012	32.18
88257100	CAP Move-RWIP	UZ	2000000440	11/14/2012	0.66
88257100	CAP Move-RWIP	UZ	2000000440	11/14/2012	0.28
88257100	CAP Move-RWIP	UZ	2000000440	11/14/2012	9.63
88257100	CAP Move-RWIP	UZ	2000000440	11/14/2012	0.50
88257100	CAP Move-RWIP	UZ	2000000440	11/14/2012	0.72
88257100	CAP Move-RWIP	UZ	2000000440	11/14/2012	9.63
88257100	CAP Move-RWIP	UZ	2000000440	11/14/2012	0.28
88257100	CAP Move-RWIP	UZ	2000000440	11/14/2012	0.50
88257100	CAP Move-RWIP	UZ	2000000441	11/14/2012	0.72
88257100	CAP Move-RWIP	UZ	2000000441	11/14/2012	0.66
88257100	CAP Move-RWIP	UZ	2000000440	11/14/2012	2,400.27
88257100	CAP Move-RWIP	UZ	2000000440	11/14/2012	271.52
88257100	CAP Move-RWIP	UZ	2000000440	11/14/2012	70.18
88257100	CAP Move-RWIP	UZ	2000000440	11/14/2012	1,264.24
88257100	CAP Move-RWIP	UZ	2000000441	11/14/2012	116.51
88257100	CAP Move-RWIP	UZ	2000000441	11/14/2012	555.07
88257100	CAP Move-RWIP	UZ	2000000435	11/14/2012	(2,511.00)
88257100	CAP Move-RWIP	UZ	2000000440	11/14/2012	20.30
88257100	CAP Move-RWIP	UZ	2000000440	11/14/2012	3.59
88257100	CAP Move-RWIP	UZ	2000000440	11/14/2012	2.74
88257100	CAP Move-RWIP	UZ	2000000440	11/14/2012	68.49
88257100	CAP Move-RWIP	UZ	2000000440	11/14/2012	4.90
88257100	CAP Move-RWIP	UZ	2000000435	11/14/2012	(3,100.00)
88257100	CAP Move-RWIP	UZ	2000000440	11/14/2012	10.69
88257100	CAP Move-RWIP	UZ	2000000440	11/14/2012	109.38
88257100	CAP Move-RWIP	UZ	2000000440	11/14/2012	0.26
88257100	CAP Move-RWIP	UZ	2000000440	11/14/2012	19.66
88257100	CAP Move-RWIP	UZ	2000000440	11/14/2012	50.04
88257100	CAP Move-RWIP	UZ	2000000440	11/14/2012	14.02
88257100	CAP Move-RWIP	UZ	2000000441	11/14/2012	157.70
88257100	CAP Move-RWIP	UZ	2000000435	11/14/2012	(2,139.00)
88257100	CAP Move-RWIP	UZ	2000000436	11/14/2012	282.91
88257100	CAP Move-RWIP	UZ	2000000440	11/14/2012	74.61
88257100	CAP Move-RWIP	UZ	2000000440	11/14/2012	1,215.15
88257100	CAP Move-RWIP	UZ	2000000440	11/14/2012	26.23

Kentucky American Water Company  
Case No. 2012-00520  
Response to PSC DR1, Item 31

Account	Description	Doc Type	Document Number	Posting Date	Amount
88257100	CAP Move-RWIP	UZ	2000000440	11/14/2012	192.34
88257100	CAP Move-RWIP	UZ	2000000440	11/14/2012	7.33
88257100	CAP Move-RWIP	UZ	2000000441	11/14/2012	30.66
88257100	CAP Move-RWIP	UZ	2000000435	11/14/2012	(52.00)
88257100	CAP Move-RWIP	UZ	2000000440	11/14/2012	462.90
88257100	CAP Move-RWIP	UZ	2000000440	11/14/2012	32.42
88257100	CAP Move-RWIP	UZ	2000000440	11/14/2012	84.18
88257100	CAP Move-RWIP	UZ	2000000440	11/14/2012	21.72
88257100	CAP Move-RWIP	UZ	2000000440	11/14/2012	15.00
88257100	CAP Move-RWIP	UZ	2000000441	11/14/2012	11.23
88257100	CAP Move-RWIP	UZ	2000000440	11/14/2012	0.40
88257100	CAP Move-RWIP	UZ	2000000440	11/14/2012	2.23
88257100	CAP Move-RWIP	UZ	2000000440	11/14/2012	0.56
88257100	CAP Move-RWIP	UZ	2000000440	11/14/2012	5.47
88257100	CAP Move-RWIP	UZ	2000000440	11/14/2012	2.19
88257100	CAP Move-RWIP	UZ	2000000435	11/14/2012	(1,234.35)
88257100	CAP Move-RWIP	UZ	2000000435	11/14/2012	(1,590.16)
88257100	CAP Move-RWIP	UZ	2000000435	11/14/2012	1,340.79
88257100	CAP Move-RWIP	UZ	2000000435	11/14/2012	(689.91)
88257100	CAP Move-RWIP	UZ	2000000435	11/14/2012	(18,438.62)
88257100	CAP Move-RWIP	UZ	2000000435	11/14/2012	(21,703.50)
88257100	CAP Move-RWIP	UZ	2000000440	11/14/2012	794.97
88257100	CAP Move-RWIP	UZ	2000000440	11/14/2012	18.97
88257100	CAP Move-RWIP	UZ	2000000440	11/14/2012	9.35
88257100	CAP Move-RWIP	UZ	2000000440	11/14/2012	13.19
88257100	CAP Move-RWIP	UZ	2000000440	11/14/2012	48.83
88257100	CAP Move-RWIP	UZ	2000000441	11/14/2012	213.78
88257100	CAP Move-RWIP	UZ	2000000435	11/14/2012	(30,000.00)
88257100	CAP Move-RWIP	UZ	2000000435	11/14/2012	(30,000.00)
88257100	CAP Move-RWIP	UZ	2000000435	11/14/2012	(8,379.00)
88257100	CAP Move-RWIP	UZ	2000000435	11/14/2012	(78,677.17)
88257100	CAP Move-RWIP	UZ	2000000435	11/14/2012	(78,000.00)
88257100	CAP Move-RWIP	UZ	2000000435	11/14/2012	3,758.34
88257100	CAP Move-RWIP	UZ	2000000440	11/14/2012	1.31
88257100	CAP Move-RWIP	UZ	2000000440	11/14/2012	2.37
88257100	CAP Move-RWIP	UZ	2000000440	11/14/2012	7.74
88257100	CAP Move-RWIP	UZ	2000000440	11/14/2012	32.79
88257100	CAP Move-RWIP	UZ	2000000441	11/14/2012	1.72
88257100	CAP Move-RWIP	UZ	2000000440	11/14/2012	0.33
88257100	CAP Move-RWIP	UZ	2000000440	11/14/2012	2.94
88257100	CAP Move-RWIP	UZ	2000000440	11/14/2012	0.98
88257100	CAP Move-RWIP	UZ	2000000441	11/14/2012	13.31
88257100	CAP Move-RWIP	UZ	2000000440	11/14/2012	35.05
88257100	CAP Move-RWIP	UZ	2000000440	11/14/2012	4.61
88257100	CAP Move-RWIP	UZ	2000000440	11/14/2012	0.87
88257100	CAP Move-RWIP	UZ	2000000440	11/14/2012	2.61
88257100	CAP Move-RWIP	UZ	2000000435	11/14/2012	(1,499.40)
88257100	CAP Move-RWIP	UZ	2000000440	11/14/2012	0.72
88257100	CAP Move-RWIP	UZ	2000000440	11/14/2012	0.28
88257100	CAP Move-RWIP	UZ	2000000440	11/14/2012	9.63
88257100	CAP Move-RWIP	UZ	2000000441	11/14/2012	0.66
88257100	CAP Move-RWIP	UZ	2000000441	11/14/2012	0.50
88900000	CAP Move-Settlement	UZ	2000000440	11/14/2012	(241.98)
88900000	CAP Move-Settlement	UZ	2000000440	11/14/2012	(3,294.00)
88900000	CAP Move-Settlement	UZ	2000000440	11/14/2012	(82.40)
88900000	CAP Move-Settlement	UZ	2000000441	11/14/2012	(702.34)
88900000	CAP Move-Settlement	UZ	2000000435	11/14/2012	17,380.00
88900000	CAP Move-Settlement	UZ	2000000440	11/14/2012	(14.25)
88900000	CAP Move-Settlement	UZ	2000000440	11/14/2012	(194.40)
88900000	CAP Move-Settlement	UZ	2000000440	11/14/2012	(44.63)
88900000	CAP Move-Settlement	UZ	2000000440	11/14/2012	(4.86)
88900000	CAP Move-Settlement	UZ	2000000440	11/14/2012	(232.72)
88900000	CAP Move-Settlement	UZ	2000000440	11/14/2012	(1,035.48)
88900000	CAP Move-Settlement	UZ	2000000440	11/14/2012	(13.44)
88900000	CAP Move-Settlement	UZ	2000000440	11/14/2012	(75.93)
88900000	CAP Move-Settlement	UZ	2000000435	11/14/2012	24,360.40
88900000	CAP Move-Settlement	UZ	2000000440	11/14/2012	(582.72)
88900000	CAP Move-Settlement	UZ	2000000440	11/14/2012	(99.61)
88900000	CAP Move-Settlement	UZ	2000000440	11/14/2012	(7.29)
88900000	CAP Move-Settlement	UZ	2000000441	11/14/2012	(43.25)
88900000	CAP Move-Settlement	UZ	2000000436	11/14/2012	(1,075.90)
88900000	CAP Move-Settlement	UZ	2000000440	11/14/2012	(14.01)
88900000	CAP Move-Settlement	UZ	2000000440	11/14/2012	(68.39)
88900000	CAP Move-Settlement	UZ	2000000440	11/14/2012	(238.71)
88900000	CAP Move-Settlement	UZ	2000000440	11/14/2012	(67.43)
88900000	CAP Move-Settlement	UZ	2000000440	11/14/2012	(22.37)
88900000	CAP Move-Settlement	UZ	2000000440	11/14/2012	(18.43)

Kentucky American Water Company  
Case No. 2012-00520  
Response to PSC DR1, Item 31

Account	Description	Doc Type	Document Number	Posting Date	Amount
88900000	CAP Move-Settlement	UZ	200000440	11/14/2012	(1.29)
88900000	CAP Move-Settlement	UZ	200000440	11/14/2012	(88.57)
88900000	CAP Move-Settlement	UZ	200000441	11/14/2012	(258.36)
88900000	CAP Move-Settlement	UZ	200000435	11/14/2012	(392.86)
88900000	CAP Move-Settlement	UZ	200000436	11/14/2012	(1,338.30)
88900000	CAP Move-Settlement	UZ	200000435	11/14/2012	117,961.85
88900000	CAP Move-Settlement	UZ	200000440	11/14/2012	(18.03)
88900000	CAP Move-Settlement	UZ	200000440	11/14/2012	(13.76)
88900000	CAP Move-Settlement	UZ	200000440	11/14/2012	(29.00)
88900000	CAP Move-Settlement	UZ	200000440	11/14/2012	(25.91)
88900000	CAP Move-Settlement	UZ	200000440	11/14/2012	(343.35)
88900000	CAP Move-Settlement	UZ	200000435	11/14/2012	978.50
88900000	CAP Move-Settlement	UZ	200000435	11/14/2012	27,464.30
88900000	CAP Move-Settlement	UZ	200000435	11/14/2012	2,948,547.00
88900000	CAP Move-Settlement	UZ	200000435	11/14/2012	27,464.30
88900000	CAP Move-Settlement	UZ	200000440	11/14/2012	(65.91)
88900000	CAP Move-Settlement	UZ	200000440	11/14/2012	(49.63)
88900000	CAP Move-Settlement	UZ	200000440	11/14/2012	(28.34)
88900000	CAP Move-Settlement	UZ	200000440	11/14/2012	(962.64)
88900000	CAP Move-Settlement	UZ	200000441	11/14/2012	(71.49)
88900000	CAP Move-Settlement	UZ	200000440	11/14/2012	(65.90)
88900000	CAP Move-Settlement	UZ	200000440	11/14/2012	(28.36)
88900000	CAP Move-Settlement	UZ	200000440	11/14/2012	(71.50)
88900000	CAP Move-Settlement	UZ	200000440	11/14/2012	(49.62)
88900000	CAP Move-Settlement	UZ	200000441	11/14/2012	(962.64)
88900000	CAP Move-Settlement	UZ	200000435	11/14/2012	25,000.00
88900000	CAP Move-Settlement	UZ	200000440	11/14/2012	(319.00)
88900000	CAP Move-Settlement	UZ	200000440	11/14/2012	(5,746.54)
88900000	CAP Move-Settlement	UZ	200000440	11/14/2012	(2,523.02)
88900000	CAP Move-Settlement	UZ	200000440	11/14/2012	(10,910.32)
88900000	CAP Move-Settlement	UZ	200000440	11/14/2012	(1,234.18)
88900000	CAP Move-Settlement	UZ	200000440	11/14/2012	(529.58)
88900000	CAP Move-Settlement	UZ	200000440	11/14/2012	(945.50)
88900000	CAP Move-Settlement	UZ	200000440	11/14/2012	(50.90)
88900000	CAP Move-Settlement	UZ	200000440	11/14/2012	(224.44)
88900000	CAP Move-Settlement	UZ	200000440	11/14/2012	(102.43)
88900000	CAP Move-Settlement	UZ	200000440	11/14/2012	(472.76)
88900000	CAP Move-Settlement	UZ	200000440	11/14/2012	(47.22)
88900000	CAP Move-Settlement	UZ	200000435	11/14/2012	1,057.00
88900000	CAP Move-Settlement	UZ	200000440	11/14/2012	(232.83)
88900000	CAP Move-Settlement	UZ	200000440	11/14/2012	(1,627.25)
88900000	CAP Move-Settlement	UZ	200000440	11/14/2012	(59.31)
88900000	CAP Move-Settlement	UZ	200000440	11/14/2012	(1,542.77)
88900000	CAP Move-Settlement	UZ	200000441	11/14/2012	(107.77)
88900000	CAP Move-Settlement	UZ	200000441	11/14/2012	(613.10)
88900000	CAP Move-Settlement	UZ	200000435	11/14/2012	11,443.00
88900000	CAP Move-Settlement	UZ	200000435	11/14/2012	8,100.00
88900000	CAP Move-Settlement	UZ	200000440	11/14/2012	(11.60)
88900000	CAP Move-Settlement	UZ	200000440	11/14/2012	(15.80)
88900000	CAP Move-Settlement	UZ	200000440	11/14/2012	(220.92)
88900000	CAP Move-Settlement	UZ	200000440	11/14/2012	(65.48)
88900000	CAP Move-Settlement	UZ	200000441	11/14/2012	(8.84)
88900000	CAP Move-Settlement	UZ	200000435	11/14/2012	10,000.00
88900000	CAP Move-Settlement	UZ	200000440	11/14/2012	(352.82)
88900000	CAP Move-Settlement	UZ	200000440	11/14/2012	(45.23)
88900000	CAP Move-Settlement	UZ	200000440	11/14/2012	(34.48)
88900000	CAP Move-Settlement	UZ	200000440	11/14/2012	(0.83)
88900000	CAP Move-Settlement	UZ	200000440	11/14/2012	(63.42)
88900000	CAP Move-Settlement	UZ	200000441	11/14/2012	(508.71)
88900000	CAP Move-Settlement	UZ	200000441	11/14/2012	(161.43)
88900000	CAP Move-Settlement	UZ	200000440	11/14/2012	(132.78)
88900000	CAP Move-Settlement	UZ	200000440	11/14/2012	(81.82)
88900000	CAP Move-Settlement	UZ	200000440	11/14/2012	(158.39)
88900000	CAP Move-Settlement	UZ	200000441	11/14/2012	(1,677.12)
88900000	CAP Move-Settlement	UZ	200000435	11/14/2012	6,900.00
88900000	CAP Move-Settlement	UZ	200000436	11/14/2012	(912.60)
88900000	CAP Move-Settlement	UZ	200000440	11/14/2012	(240.65)
88900000	CAP Move-Settlement	UZ	200000440	11/14/2012	(98.90)
88900000	CAP Move-Settlement	UZ	200000440	11/14/2012	(3,919.81)
88900000	CAP Move-Settlement	UZ	200000440	11/14/2012	(620.45)
88900000	CAP Move-Settlement	UZ	200000440	11/14/2012	(23.65)
88900000	CAP Move-Settlement	UZ	200000440	11/14/2012	(84.60)
88900000	CAP Move-Settlement	UZ	200000435	11/14/2012	166,950.00
88900000	CAP Move-Settlement	UZ	200000440	11/14/2012	(1,533.95)
88900000	CAP Move-Settlement	UZ	200000440	11/14/2012	(138.19)
88900000	CAP Move-Settlement	UZ	200000441	11/14/2012	(115.79)
88900000	CAP Move-Settlement	UZ	200000435	11/14/2012	400.00

Kentucky American Water Company  
Case No. 2012-00520  
Response to PSC DR1, Item 31

Account	Description	Doc Type	Document Number	Posting Date	Amount
88900000	CAP Move-Settlement	UZ	2000000440	11/14/2012	(647.51)
88900000	CAP Move-Settlement	UZ	2000000440	11/14/2012	(86.36)
88900000	CAP Move-Settlement	UZ	2000000440	11/14/2012	(167.10)
88900000	CAP Move-Settlement	UZ	2000000441	11/14/2012	(249.37)
88900000	CAP Move-Settlement	UZ	2000000441	11/14/2012	(115.35)
88900000	CAP Move-Settlement	UZ	2000000441	11/14/2012	(3,560.75)
88900000	CAP Move-Settlement	UZ	2000000440	11/14/2012	(3.09)
88900000	CAP Move-Settlement	UZ	2000000440	11/14/2012	(16.83)
88900000	CAP Move-Settlement	UZ	2000000440	11/14/2012	(42.07)
88900000	CAP Move-Settlement	UZ	2000000441	11/14/2012	(17.15)
88900000	CAP Move-Settlement	UZ	2000000441	11/14/2012	(4.26)
88900000	CAP Move-Settlement	UZ	2000000435	11/14/2012	9,495.00
88900000	CAP Move-Settlement	UZ	2000000435	11/14/2012	12,232.00
88900000	CAP Move-Settlement	UZ	2000000435	11/14/2012	5,307.00
88900000	CAP Move-Settlement	UZ	2000000435	11/14/2012	166,950.00
88900000	CAP Move-Settlement	UZ	2000000435	11/14/2012	(10,313.80)
88900000	CAP Move-Settlement	UZ	2000000435	11/14/2012	141,835.50
88900000	CAP Move-Settlement	UZ	2000000440	11/14/2012	(1,644.40)
88900000	CAP Move-Settlement	UZ	2000000440	11/14/2012	(101.47)
88900000	CAP Move-Settlement	UZ	2000000440	11/14/2012	(6,115.14)
88900000	CAP Move-Settlement	UZ	2000000440	11/14/2012	(375.57)
88900000	CAP Move-Settlement	UZ	2000000440	11/14/2012	(145.94)
88900000	CAP Move-Settlement	UZ	2000000441	11/14/2012	(71.94)
88900000	CAP Move-Settlement	UZ	2000000440	11/14/2012	(14.46)
88900000	CAP Move-Settlement	UZ	2000000440	11/14/2012	(580.32)
88900000	CAP Move-Settlement	UZ	2000000440	11/14/2012	(41.72)
88900000	CAP Move-Settlement	UZ	2000000441	11/14/2012	(177.54)
88900000	CAP Move-Settlement	UZ	2000000435	11/14/2012	30,038.53
88900000	CAP Move-Settlement	UZ	2000000440	11/14/2012	(2,905.72)
88900000	CAP Move-Settlement	UZ	2000000440	11/14/2012	(642.13)
88900000	CAP Move-Settlement	UZ	2000000440	11/14/2012	(175.95)
88900000	CAP Move-Settlement	UZ	2000000440	11/14/2012	(134.06)
88900000	CAP Move-Settlement	UZ	2000000441	11/14/2012	(445.36)
88900000	CAP Move-Settlement	UZ	2000000441	11/14/2012	(246.91)
88900000	CAP Move-Settlement	UZ	2000000435	11/14/2012	17,222.57
88900000	CAP Move-Settlement	UZ	2000000440	11/14/2012	(18.92)
88900000	CAP Move-Settlement	UZ	2000000440	11/14/2012	(93.75)
88900000	CAP Move-Settlement	UZ	2000000440	11/14/2012	(3.75)
88900000	CAP Move-Settlement	UZ	2000000440	11/14/2012	(6.89)
88900000	CAP Move-Settlement	UZ	2000000441	11/14/2012	(4.92)
88900000	CAP Move-Settlement	UZ	2000000435	11/14/2012	5,000.00
88900000	CAP Move-Settlement	UZ	2000000435	11/14/2012	5,000.00
88900000	CAP Move-Settlement	UZ	2000000435	11/14/2012	30,000.00
88900000	CAP Move-Settlement	UZ	2000000435	11/14/2012	30,000.00
88900000	CAP Move-Settlement	UZ	2000000435	11/14/2012	30,000.00
88900000	CAP Move-Settlement	UZ	2000000435	11/14/2012	30,000.00
88900000	CAP Move-Settlement	UZ	2000000435	11/14/2012	8,379.00
88900000	CAP Move-Settlement	UZ	2000000435	11/14/2012	78,000.00
88900000	CAP Move-Settlement	UZ	2000000435	11/14/2012	78,677.17
88900000	CAP Move-Settlement	UZ	2000000435	11/14/2012	(3,758.34)
88900000	CAP Move-Settlement	UZ	2000000435	11/14/2012	360.00
88900000	CAP Move-Settlement	UZ	2000000435	11/14/2012	22,793.44
88900000	CAP Move-Settlement	UZ	2000000440	11/14/2012	(327.84)
88900000	CAP Move-Settlement	UZ	2000000440	11/14/2012	(23.76)
88900000	CAP Move-Settlement	UZ	2000000440	11/14/2012	(17.21)
88900000	CAP Move-Settlement	UZ	2000000441	11/14/2012	(13.11)
88900000	CAP Move-Settlement	UZ	2000000441	11/14/2012	(77.34)
88900000	CAP Move-Settlement	UZ	2000000440	11/14/2012	(133.08)
88900000	CAP Move-Settlement	UZ	2000000440	11/14/2012	(3.33)
88900000	CAP Move-Settlement	UZ	2000000440	11/14/2012	(29.47)
88900000	CAP Move-Settlement	UZ	2000000440	11/14/2012	(9.76)
88900000	CAP Move-Settlement	UZ	2000000440	11/14/2012	(8.76)
88900000	CAP Move-Settlement	UZ	2000000440	11/14/2012	(26.18)
88900000	CAP Move-Settlement	UZ	2000000440	11/14/2012	(46.13)
88900000	CAP Move-Settlement	UZ	2000000440	11/14/2012	(350.52)
88900000	CAP Move-Settlement	UZ	2000000435	11/14/2012	14,994.00
88900000	CAP Move-Settlement	UZ	2000000440	11/14/2012	(65.91)
88900000	CAP Move-Settlement	UZ	2000000440	11/14/2012	(28.34)
88900000	CAP Move-Settlement	UZ	2000000440	11/14/2012	(71.49)
88900000	CAP Move-Settlement	UZ	2000000440	11/14/2012	(962.64)
88900000	CAP Move-Settlement	UZ	2000000440	11/14/2012	(49.63)
88900000	CAP Move-Settlement	UZ	2000000440	11/14/2012	(14.18)
88900000	CAP Move-Settlement	UZ	2000000440	11/14/2012	(7.29)
88900000	CAP Move-Settlement	UZ	2000000440	11/14/2012	(150.57)
88900000	CAP Move-Settlement	UZ	2000000440	11/14/2012	(40.73)
88900000	CAP Move-Settlement	UZ	2000000441	11/14/2012	(561.87)
88900000	CAP Move-Settlement	UZ	2000000440	11/14/2012	(450.46)

Kentucky American Water Company  
Case No. 2012-00520  
Response to PSC DR1, Item 31

Account	Description	Doc Type	Document Number	Posting Date	Amount
88900000	CAP Move-Settlement	UZ	200000440	11/14/2012	(65.00)
88900000	CAP Move-Settlement	UZ	200000440	11/14/2012	(18.44)
88900000	CAP Move-Settlement	UZ	200000440	11/14/2012	(1,544.35)
88900000	CAP Move-Settlement	UZ	200000440	11/14/2012	(144.26)
88900000	CAP Move-Settlement	UZ	200000441	11/14/2012	(430.94)
88900000	CAP Move-Settlement	UZ	200000435	11/14/2012	6,127.00
88900000	CAP Move-Settlement	UZ	200000440	11/14/2012	(177.46)
88900000	CAP Move-Settlement	UZ	200000440	11/14/2012	(41.74)
88900000	CAP Move-Settlement	UZ	200000440	11/14/2012	(14.52)
88900000	CAP Move-Settlement	UZ	200000440	11/14/2012	(580.32)
88900000	CAP Move-Settlement	UZ	200000435	11/14/2012	7,292.22
88900000	CAP Move-Settlement	UZ	200000443	11/14/2012	(32.18)
40111000	Res Sales Billed	ZA	9400001275	11/15/2012	(19.22)
40111000	Res Sales Billed	ZA	9400001275	11/15/2012	3.98
40111000	Res Sales Billed	ZA	9400001275	11/15/2012	(1,152.14)
40111000	Res Sales Billed	ZA	9400001275	11/15/2012	(128,418.32)
40121000	Com Sales Billed	ZA	9400001275	11/15/2012	(54,610.34)
40131000	Ind Sales Billed	ZA	9400001275	11/15/2012	(4,674.02)
40145000	Priv Fire Billed	ZA	9400001275	11/15/2012	(4,943.80)
40151000	Publ Auth Billed	ZA	9400001275	11/15/2012	(9,236.05)
40211000	Dom WW Svc Billed	ZA	9400001275	11/15/2012	(22.81)
40310400	OthRev-NSF Ck Chrg	ZA	9400001275	11/15/2012	(96.00)
40310500	OthRev-Appl/InitFee	ZA	9400001275	11/15/2012	(26.00)
40310500	OthRev-Appl/InitFee	ZA	9400001275	11/15/2012	(2,886.00)
40310700	OthRev-Reconnct Fee	ZA	9400001275	11/15/2012	(26.00)
40310700	OthRev-Reconnct Fee	ZA	9400001275	11/15/2012	(624.00)
52000000	M&S Expense (O&M)	KR	5000003094	11/15/2012	4,270.75
52000000	M&S Expense (O&M)	ZI	9000001358	11/15/2012	102.08
52000000	M&S Expense (O&M)	ZI	9000001388	11/15/2012	57.92
52000000	M&S Expense (O&M)	ZI	9000001389	11/15/2012	23.53
52000000	M&S Expense (O&M)	ZI	9000001396	11/15/2012	22.74
52000000	M&S Expense (O&M)	ZI	9000001403	11/15/2012	64.49
52000000	M&S Expense (O&M)	ZI	9000001404	11/15/2012	141.27
52000000	M&S Expense (O&M)	ZI	9000001405	11/15/2012	116.64
52000000	M&S Expense (O&M)	ZI	9000001406	11/15/2012	16.83
52000000	M&S Expense (O&M)	ZI	9000001413	11/15/2012	500.69
52000000	M&S Expense (O&M)	ZI	9000001415	11/15/2012	256.35
52000000	M&S Expense (O&M)	ZI	9000001434	11/15/2012	319.91
52000000	M&S Expense (O&M)	ZI	9000001437	11/15/2012	379.64
52000000	M&S Expense (O&M)	ZI	9000001450	11/15/2012	164.17
52000000	M&S Expense (O&M)	ZI	9000001458	11/15/2012	32.83
52000000	M&S Expense (O&M)	UZ	200000445	11/15/2012	(91.97)
52000000	M&S Expense (O&M)	UZ	200000445	11/15/2012	(1,202.89)
52500000	Misc Expense (O&M)	KR	5000003085	11/15/2012	1,112.00
52500000	Misc Expense (O&M)	WE	5000003089	11/15/2012	94.34
52500000	Misc Expense (O&M)	ZI	9000001252	11/15/2012	6.35
52500000	Misc Expense (O&M)	ZI	9000001271	11/15/2012	140.97
52500000	Misc Expense (O&M)	UZ	200000445	11/15/2012	(9,540.00)
52500000	Misc Expense (O&M)	UZ	200000445	11/15/2012	(38,160.00)
52500000	Misc Expense (O&M)	UZ	200000445	11/15/2012	13,244.70
52500000	Misc Expense (O&M)	UZ	200000445	11/15/2012	5,325.90
52514700	Community Partnrshps	ZF	5000003091	11/15/2012	1,500.00
52527000	Directors Fees	ZF	5000003057	11/15/2012	3,333.00
52527000	Directors Fees	ZF	5000003063	11/15/2012	3,333.00
52534200	Conferences & Reg	ZI	9000001261	11/15/2012	695.00
52535000	Meals Deductible	ZI	9000001276	11/15/2012	25.74
52535000	Meals Deductible	ZI	9000001401	11/15/2012	32.54
52550000	Janitorial	ZI	9000001414	11/15/2012	4.27
52554500	Lab Supplies	RE	5000003097	11/15/2012	37.43
52562000	Office Supplies	RE	5000003082	11/15/2012	(0.01)
52562000	Office Supplies	WE	5000003089	11/15/2012	31.33
52562000	Office Supplies	ZI	9000001357	11/15/2012	693.49
52562000	Office Supplies	ZI	9000001402	11/15/2012	98.18
52562000	Office Supplies	ZI	9000001430	11/15/2012	38.16
52578000	Trash Removal	KR	5000003087	11/15/2012	88.79
52578000	Trash Removal	KR	5000003088	11/15/2012	58.96
52582000	Uniforms	ZI	9000001414	11/15/2012	21.25
52582000	Uniforms	ZI	9000001414	11/15/2012	4.81
52582000	Uniforms	ZI	9000001414	11/15/2012	29.60
52582000	Uniforms	ZI	9000001446	11/15/2012	102.07
52583000	Water & WW	KR	5000003086	11/15/2012	19.04
53150000	Contr Svc-Other	WE	5000003080	11/15/2012	1,457.33
53150000	Contr Svc-Other	KR	5000003092	11/15/2012	376.54
53150000	Contr Svc-Other	KR	5000003095	11/15/2012	253.37
53150000	Contr Svc-Other	ZI	9000001438	11/15/2012	70.45
53150000	Contr Svc-Other	UZ	200000447	11/15/2012	(1,457.33)
53152000	Contr Svc-Lab Testng	KR	5000003093	11/15/2012	148.40

Kentucky American Water Company  
Case No. 2012-00520  
Response to PSC DR1, Item 31

Account	Description	Doc Type	Document Number	Posting Date	Amount
57010000	Uncoll Accts Exp	ZA	9400001275	11/15/2012	(729.30)
69063000	Def FIT-RegAsst/Liab	SI	9600000086	11/15/2012	37,714.41
69063000	Def FIT-RegAsst/Liab	SI	9600000087	11/15/2012	(300.91)
69063000	Def FIT-RegAsst/Liab	SI	9600000088	11/15/2012	2,158.75
69063000	Def FIT-RegAsst/Liab	SI	9600000088	11/15/2012	(11,029.58)
69063000	Def FIT-RegAsst/Liab	SI	9600000089	11/15/2012	(365.33)
69063000	Def FIT-RegAsst/Liab	SI	9600000090	11/15/2012	(2,750.67)
69063000	Def FIT-RegAsst/Liab	SI	9600000091	11/15/2012	(1,698.65)
69073000	Def SIT-RegAsst/Liab	SI	9600000086	11/15/2012	6,878.01
69073000	Def SIT-RegAsst/Liab	SI	9600000087	11/15/2012	(54.92)
69073000	Def SIT-RegAsst/Liab	SI	9600000088	11/15/2012	137.75
69073000	Def SIT-RegAsst/Liab	SI	9600000088	11/15/2012	(704.00)
69073000	Def SIT-RegAsst/Liab	SI	9600000089	11/15/2012	(66.67)
69073000	Def SIT-RegAsst/Liab	SI	9600000090	11/15/2012	(501.66)
69073000	Def SIT-RegAsst/Liab	SI	9600000091	11/15/2012	(309.68)
69073000	Def SIT-RegAsst/Liab	SI	9600000092	11/15/2012	(2,199.61)
69073000	Def SIT-RegAsst/Liab	SI	9600000093	11/15/2012	(1,857.42)
69522000	ITC Restored-3%	SI	9600000089	11/15/2012	(637.67)
69523000	ITC Restored-4%	SI	9600000087	11/15/2012	(525.42)
69524000	ITC Restored-10%	SI	9600000090	11/15/2012	(5,903.33)
72801100	Adv Rcpt Non-Srv Clr	DR	4000003845	11/15/2012	(3,906.93)
72802100	CIAC Rcpt Non-SrvClr	DR	4000003845	11/15/2012	(2,451.90)
72802100	CIAC Rcpt Non-SrvClr	UZ	2000000445	11/15/2012	4,085.00
88101000	CAP Move-UP	UP	2000000451	11/15/2012	10,242.74
88101000	CAP Move-UP	UP	2000000451	11/15/2012	8,098.52
88101000	CAP Move-UP	UP	2000000451	11/15/2012	8,500.27
88101000	CAP Move-UP	UP	2000000451	11/15/2012	72,251.65
88101000	CAP Move-UP	UP	2000000451	11/15/2012	4,250.09
88101000	CAP Move-UP	UP	2000000451	11/15/2012	246,505.72
88101000	CAP Move-UP	UP	2000000451	11/15/2012	93,502.17
88101000	CAP Move-UP	UP	2000000451	11/15/2012	2,760.66
88101000	CAP Move-UP	UP	2000000451	11/15/2012	4.86
88101000	CAP Move-UP	UP	2000000451	11/15/2012	1,685.60
88101000	CAP Move-UP	UP	2000000451	11/15/2012	4,479.54
88101000	CAP Move-UP	UP	2000000451	11/15/2012	1,751.45
88101000	CAP Move-UP	UP	2000000451	11/15/2012	13,425.19
88101000	CAP Move-UP	UP	2000000451	11/15/2012	162.24
88101000	CAP Move-UP	UP	2000000451	11/15/2012	11,338.35
88101000	CAP Move-UP	UP	2000000451	11/15/2012	(7,216.07)
88101000	CAP Move-UP	UP	2000000451	11/15/2012	17,580.41
88101000	CAP Move-UP	UP	2000000451	11/15/2012	8,555.55
88101000	CAP Move-UP	UP	2000000451	11/15/2012	11,527.90
88101000	CAP Move-UP	UP	2000000451	11/15/2012	60.81
88101000	CAP Move-UP	UP	2000000451	11/15/2012	(210.33)
88101000	CAP Move-UP	UP	2000000451	11/15/2012	1,901.16
88101000	CAP Move-UP	UP	2000000451	11/15/2012	1,823.64
88101000	CAP Move-UP	UP	2000000451	11/15/2012	273.55
88101000	CAP Move-UP	UP	2000000451	11/15/2012	1,127.35
88101000	CAP Move-UP	UP	2000000451	11/15/2012	271.02
88101000	CAP Move-UP	UP	2000000451	11/15/2012	290.85
88106000	CAP Move-CCNC	UN	2000000449	11/15/2012	(97.82)
88106000	CAP Move-CCNC	UN	2000000449	11/15/2012	(122.29)
88106000	CAP Move-CCNC	UN	2000000449	11/15/2012	(269.04)
88106000	CAP Move-CCNC	UN	2000000449	11/15/2012	(19,032.47)
88106000	CAP Move-CCNC	UN	2000000449	11/15/2012	(336.96)
88106000	CAP Move-CCNC	UN	2000000449	11/15/2012	(3,107.53)
88106000	CAP Move-CCNC	UN	2000000449	11/15/2012	(299.52)
88106000	CAP Move-CCNC	UN	2000000449	11/15/2012	34.30
88106000	CAP Move-CCNC	UN	2000000449	11/15/2012	34.29
88106000	CAP Move-CCNC	UN	2000000449	11/15/2012	617.34
88106000	CAP Move-CCNC	UN	2000000449	11/15/2012	24,490.84
88106000	CAP Move-CCNC	UN	2000000449	11/15/2012	4,321.91
88106000	CAP Move-CCNC	UN	2000000449	11/15/2012	1,586.49
88106000	CAP Move-CCNC	UN	2000000449	11/15/2012	26.77
88106000	CAP Move-CCNC	UN	2000000449	11/15/2012	26.76
88106000	CAP Move-CCNC	UN	2000000449	11/15/2012	281.04
88106000	CAP Move-CCNC	UN	2000000449	11/15/2012	66.92
88106000	CAP Move-CCNC	UN	2000000449	11/15/2012	936.81
88106000	CAP Move-CCNC	UN	2000000449	11/15/2012	(1,179.62)
88106000	CAP Move-CCNC	UN	2000000449	11/15/2012	(94,369.48)
88106000	CAP Move-CCNC	UN	2000000449	11/15/2012	(1,179.62)
88106000	CAP Move-CCNC	UN	2000000449	11/15/2012	(5,898.09)
88106000	CAP Move-CCNC	UN	2000000449	11/15/2012	(15,335.04)
88106000	CAP Move-CCNC	UP	2000000451	11/15/2012	(8,098.52)
88106000	CAP Move-CCNC	UP	2000000451	11/15/2012	(16,111.33)
88106000	CAP Move-CCNC	UP	2000000451	11/15/2012	(1,464.70)
88106000	CAP Move-CCNC	UP	2000000451	11/15/2012	(732.31)

Kentucky American Water Company  
Case No. 2012-00520  
Response to PSC DR1, Item 31

Account	Description	Doc Type	Document Number	Posting Date	Amount
88106000	CAP Move-CCNC	UP	2000000451	11/15/2012	(373,278.07)
88106000	CAP Move-CCNC	UP	2000000451	11/15/2012	(33,423.49)
88106000	CAP Move-CCNC	UN	2000000449	11/15/2012	(86.29)
88106000	CAP Move-CCNC	UN	2000000449	11/15/2012	(0.87)
88106000	CAP Move-CCNC	UN	2000000449	11/15/2012	126.92
88106000	CAP Move-CCNC	UP	2000000451	11/15/2012	(310.72)
88106000	CAP Move-CCNC	UP	2000000451	11/15/2012	(449.29)
88106000	CAP Move-CCNC	UP	2000000451	11/15/2012	(308.06)
88106000	CAP Move-CCNC	UN	2000000449	11/15/2012	3,593.27
88106000	CAP Move-CCNC	UN	2000000449	11/15/2012	24.93
88106000	CAP Move-CCNC	UN	2000000449	11/15/2012	49.84
88106000	CAP Move-CCNC	UP	2000000451	11/15/2012	(4.86)
88106000	CAP Move-CCNC	UN	2000000449	11/15/2012	(590.71)
88106000	CAP Move-CCNC	UN	2000000449	11/15/2012	(9,775.41)
88106000	CAP Move-CCNC	UN	2000000449	11/15/2012	(1,161.46)
88106000	CAP Move-CCNC	UP	2000000451	11/15/2012	(7,717.30)
88106000	CAP Move-CCNC	UN	2000000449	11/15/2012	(5,870.88)
88106000	CAP Move-CCNC	UP	2000000451	11/15/2012	(4,479.54)
88106000	CAP Move-CCNC	UP	2000000451	11/15/2012	(1,751.45)
88106000	CAP Move-CCNC	UP	2000000451	11/15/2012	(13,428.79)
88106000	CAP Move-CCNC	UP	2000000451	11/15/2012	(162.24)
88106000	CAP Move-CCNC	UP	2000000451	11/15/2012	(9,594.70)
88106000	CAP Move-CCNC	UN	2000000449	11/15/2012	4,227.05
88106000	CAP Move-CCNC	UN	2000000449	11/15/2012	1,064.66
88106000	CAP Move-CCNC	UP	2000000451	11/15/2012	7,216.07
88106000	CAP Move-CCNC	UN	2000000449	11/15/2012	(78,705.00)
88106000	CAP Move-CCNC	UN	2000000449	11/15/2012	(78,705.00)
88106000	CAP Move-CCNC	UP	2000000451	11/15/2012	(2,538.95)
88106000	CAP Move-CCNC	UP	2000000451	11/15/2012	3,436.49
88106000	CAP Move-CCNC	UP	2000000451	11/15/2012	(3,997.38)
88106000	CAP Move-CCNC	UP	2000000451	11/15/2012	(3,997.28)
88106000	CAP Move-CCNC	UP	2000000451	11/15/2012	(3,997.38)
88106000	CAP Move-CCNC	UN	2000000449	11/15/2012	31.75
88106000	CAP Move-CCNC	UN	2000000449	11/15/2012	31.88
88106000	CAP Move-CCNC	UP	2000000451	11/15/2012	(11,529.42)
88106000	CAP Move-CCNC	UN	2000000449	11/15/2012	99.29
88106000	CAP Move-CCNC	UN	2000000449	11/15/2012	198.58
88106000	CAP Move-CCNC	UP	2000000451	11/15/2012	(60.81)
88106000	CAP Move-CCNC	UN	2000000449	11/15/2012	(77.75)
88106000	CAP Move-CCNC	UN	2000000449	11/15/2012	(8,260.65)
88106000	CAP Move-CCNC	UN	2000000449	11/15/2012	(5,320.92)
88106000	CAP Move-CCNC	UN	2000000449	11/15/2012	(5,320.92)
88106000	CAP Move-CCNC	UN	2000000449	11/15/2012	(89,803.54)
88106000	CAP Move-CCNC	UN	2000000449	11/15/2012	(89,803.64)
88106000	CAP Move-CCNC	UN	2000000449	11/15/2012	456.03
88106000	CAP Move-CCNC	UN	2000000449	11/15/2012	(1,014.68)
88106000	CAP Move-CCNC	UN	2000000449	11/15/2012	(1,014.69)
88106000	CAP Move-CCNC	UN	2000000449	11/15/2012	(653.50)
88106000	CAP Move-CCNC	UN	2000000449	11/15/2012	(772.47)
88106000	CAP Move-CCNC	UN	2000000449	11/15/2012	(30,038.53)
88106000	CAP Move-CCNC	UN	2000000449	11/15/2012	4,346.92
88106000	CAP Move-CCNC	UN	2000000449	11/15/2012	6,319.50
88106000	CAP Move-CCNC	UN	2000000449	11/15/2012	38,758.73
88106000	CAP Move-CCNC	UN	2000000449	11/15/2012	498.20
88106000	CAP Move-CCNC	UN	2000000449	11/15/2012	(10,000.00)
88106000	CAP Move-CCNC	UN	2000000449	11/15/2012	(60,000.00)
88106000	CAP Move-CCNC	UN	2000000449	11/15/2012	(360.00)
88106000	CAP Move-CCNC	UN	2000000449	11/15/2012	13,768.87
88106000	CAP Move-CCNC	UN	2000000449	11/15/2012	2,384.05
88106000	CAP Move-CCNC	UN	2000000449	11/15/2012	10,467.50
88106000	CAP Move-CCNC	UN	2000000449	11/15/2012	12,382.92
88106000	CAP Move-CCNC	UP	2000000451	11/15/2012	185.68
88106000	CAP Move-CCNC	UN	2000000449	11/15/2012	1,156.81
88106000	CAP Move-CCNC	UN	2000000449	11/15/2012	68.57
88106000	CAP Move-CCNC	UN	2000000449	11/15/2012	73.62
88106000	CAP Move-CCNC	UP	2000000451	11/15/2012	(18.00)
88106000	CAP Move-CCNC	UP	2000000451	11/15/2012	(74.17)
88106000	CAP Move-CCNC	UP	2000000451	11/15/2012	(120.00)
88106000	CAP Move-CCNC	UN	2000000449	11/15/2012	(841.30)
88106000	CAP Move-CCNC	UN	2000000449	11/15/2012	505.76
88106000	CAP Move-CCNC	UN	2000000449	11/15/2012	2,173.46
88106000	CAP Move-CCNC	UN	2000000449	11/15/2012	7,462.22
88106000	CAP Move-CCNC	UN	2000000449	11/15/2012	(270.84)
88106000	CAP Move-CCNC	UN	2000000449	11/15/2012	0.55
88106000	CAP Move-CCNC	UN	2000000449	11/15/2012	0.89
88106000	CAP Move-CCNC	UN	2000000449	11/15/2012	4.68
88106000	CAP Move-CCNC	UN	2000000449	11/15/2012	0.67



Kentucky American Water Company  
Case No. 2012-00520  
Response to PSC DR1, Item 31

Account	Description	Doc Type	Document Number	Posting Date	Amount
88106000	CAP Move-CCNC	UN	2000000449	11/15/2012	0.67
88106000	CAP Move-CCNC	UN	2000000449	11/15/2012	0.69
88106000	CAP Move-CCNC	UN	2000000449	11/15/2012	27.95
88106000	CAP Move-CCNC	UN	2000000449	11/15/2012	37.43
88106000	CAP Move-CCNC	UN	2000000449	11/15/2012	26.90
88106000	CAP Move-CCNC	UN	2000000449	11/15/2012	0.72
88106000	CAP Move-CCNC	UN	2000000449	11/15/2012	0.72
88106000	CAP Move-CCNC	UN	2000000449	11/15/2012	0.29
88106000	CAP Move-CCNC	UN	2000000449	11/15/2012	0.57
88106000	CAP Move-CCNC	UN	2000000449	11/15/2012	0.46
88106000	CAP Move-CCNC	UN	2000000449	11/15/2012	0.38
88106000	CAP Move-CCNC	UN	2000000449	11/15/2012	0.30
88106000	CAP Move-CCNC	UN	2000000449	11/15/2012	0.46
88106000	CAP Move-CCNC	UN	2000000449	11/15/2012	8.78
88106000	CAP Move-CCNC	UN	2000000449	11/15/2012	9.58
88106000	CAP Move-CCNC	UN	2000000449	11/15/2012	1.91
88106000	CAP Move-CCNC	UN	2000000449	11/15/2012	2.71
88106000	CAP Move-CCNC	UN	2000000449	11/15/2012	3.11
88106000	CAP Move-CCNC	UN	2000000449	11/15/2012	2.93
88106000	CAP Move-CCNC	UN	2000000449	11/15/2012	5.48
88106000	CAP Move-CCNC	UN	2000000449	11/15/2012	5.42
88107000	CAP Move-CWIP	UN	2000000449	11/15/2012	489.15
88107000	CAP Move-CWIP	UN	2000000449	11/15/2012	19,032.47
88107000	CAP Move-CWIP	UN	2000000449	11/15/2012	3,744.01
88107000	CAP Move-CWIP	UN	2000000449	11/15/2012	(685.93)
88107000	CAP Move-CWIP	UZ	2000000446	11/15/2012	91.97
88107000	CAP Move-CWIP	UZ	2000000446	11/15/2012	1,202.89
88107000	CAP Move-CWIP	UN	2000000449	11/15/2012	(28,812.75)
88107000	CAP Move-CWIP	UN	2000000449	11/15/2012	(1,586.49)
88107000	CAP Move-CWIP	UN	2000000449	11/15/2012	(1,338.30)
88107000	CAP Move-CWIP	UN	2000000449	11/15/2012	117,961.85
88107000	CAP Move-CWIP	UP	2000000451	11/15/2012	(10,242.74)
88107000	CAP Move-CWIP	UP	2000000451	11/15/2012	8,098.52
88107000	CAP Move-CWIP	UP	2000000451	11/15/2012	(8,098.52)
88107000	CAP Move-CWIP	UP	2000000451	11/15/2012	425,009.90
88107000	CAP Move-CWIP	UP	2000000451	11/15/2012	(425,009.90)
88107000	CAP Move-CWIP	UN	2000000449	11/15/2012	87.16
88107000	CAP Move-CWIP	UN	2000000449	11/15/2012	(126.92)
88107000	CAP Move-CWIP	UP	2000000451	11/15/2012	1,068.07
88107000	CAP Move-CWIP	UP	2000000451	11/15/2012	(2,760.66)
88107000	CAP Move-CWIP	UN	2000000449	11/15/2012	(3,593.27)
88107000	CAP Move-CWIP	UN	2000000449	11/15/2012	(74.77)
88107000	CAP Move-CWIP	UP	2000000451	11/15/2012	4.86
88107000	CAP Move-CWIP	UP	2000000451	11/15/2012	(4.86)
88107000	CAP Move-CWIP	UN	2000000449	11/15/2012	590.71
88107000	CAP Move-CWIP	UN	2000000449	11/15/2012	9,775.41
88107000	CAP Move-CWIP	UN	2000000449	11/15/2012	1,161.46
88107000	CAP Move-CWIP	UP	2000000451	11/15/2012	(1,685.60)
88107000	CAP Move-CWIP	UP	2000000451	11/15/2012	7,717.30
88107000	CAP Move-CWIP	UN	2000000449	11/15/2012	5,870.88
88107000	CAP Move-CWIP	UP	2000000451	11/15/2012	(4,479.54)
88107000	CAP Move-CWIP	UP	2000000451	11/15/2012	4,479.54
88107000	CAP Move-CWIP	UP	2000000451	11/15/2012	(1,751.45)
88107000	CAP Move-CWIP	UP	2000000451	11/15/2012	1,751.45
88107000	CAP Move-CWIP	UP	2000000451	11/15/2012	13,428.79
88107000	CAP Move-CWIP	UP	2000000451	11/15/2012	(13,425.19)
88107000	CAP Move-CWIP	UP	2000000451	11/15/2012	(162.24)
88107000	CAP Move-CWIP	UP	2000000451	11/15/2012	162.24
88107000	CAP Move-CWIP	UP	2000000451	11/15/2012	(11,338.35)
88107000	CAP Move-CWIP	UP	2000000451	11/15/2012	9,594.70
88107000	CAP Move-CWIP	UN	2000000449	11/15/2012	(4,227.05)
88107000	CAP Move-CWIP	UN	2000000449	11/15/2012	(1,064.66)
88107000	CAP Move-CWIP	UP	2000000451	11/15/2012	(7,216.07)
88107000	CAP Move-CWIP	UP	2000000451	11/15/2012	7,216.07
88107000	CAP Move-CWIP	UZ	2000000446	11/15/2012	9,540.00
88107000	CAP Move-CWIP	UN	2000000449	11/15/2012	157,410.00
88107000	CAP Move-CWIP	UP	2000000451	11/15/2012	2,538.95
88107000	CAP Move-CWIP	UP	2000000451	11/15/2012	(17,580.41)
88107000	CAP Move-CWIP	UP	2000000451	11/15/2012	11,992.04
88107000	CAP Move-CWIP	UP	2000000451	11/15/2012	(11,992.04)
88107000	CAP Move-CWIP	UN	2000000449	11/15/2012	(63.63)
88107000	CAP Move-CWIP	UP	2000000451	11/15/2012	(11,527.90)
88107000	CAP Move-CWIP	UP	2000000451	11/15/2012	11,529.42
88107000	CAP Move-CWIP	UN	2000000449	11/15/2012	(297.87)
88107000	CAP Move-CWIP	UP	2000000451	11/15/2012	(60.81)
88107000	CAP Move-CWIP	UP	2000000451	11/15/2012	60.81
88107000	CAP Move-CWIP	UN	2000000449	11/15/2012	77.75

Kentucky American Water Company  
Case No. 2012-00520  
Response to PSC DR1, Item 31

Account	Description	Doc Type	Document Number	Posting Date	Amount
88107000	CAP Move-CWIP	UN	2000000449	11/15/2012	8,260.65
88107000	CAP Move-CWIP	UN	2000000449	11/15/2012	10,641.84
88107000	CAP Move-CWIP	UZ	2000000446	11/15/2012	33,199.20
88107000	CAP Move-CWIP	UN	2000000449	11/15/2012	179,607.18
88107000	CAP Move-CWIP	UN	2000000449	11/15/2012	(456.03)
88107000	CAP Move-CWIP	UN	2000000449	11/15/2012	2,029.37
88107000	CAP Move-CWIP	UN	2000000449	11/15/2012	653.50
88107000	CAP Move-CWIP	UN	2000000449	11/15/2012	772.47
88107000	CAP Move-CWIP	UP	2000000451	11/15/2012	210.33
88107000	CAP Move-CWIP	UN	2000000449	11/15/2012	30,038.53
88107000	CAP Move-CWIP	UN	2000000449	11/15/2012	(4,346.92)
88107000	CAP Move-CWIP	UN	2000000449	11/15/2012	(6,319.50)
88107000	CAP Move-CWIP	UN	2000000449	11/15/2012	(38,758.73)
88107000	CAP Move-CWIP	UN	2000000449	11/15/2012	(498.20)
88107000	CAP Move-CWIP	UN	2000000449	11/15/2012	10,000.00
88107000	CAP Move-CWIP	UN	2000000449	11/15/2012	60,000.00
88107000	CAP Move-CWIP	UN	2000000449	11/15/2012	360.00
88107000	CAP Move-CWIP	UN	2000000449	11/15/2012	(13,768.87)
88107000	CAP Move-CWIP	UZ	2000000446	11/15/2012	(11,920.23)
88107000	CAP Move-CWIP	UN	2000000449	11/15/2012	(2,384.05)
88107000	CAP Move-CWIP	UN	2000000449	11/15/2012	(10,467.50)
88107000	CAP Move-CWIP	UN	2000000449	11/15/2012	(12,382.92)
88107000	CAP Move-CWIP	UP	2000000451	11/15/2012	(2,086.84)
88107000	CAP Move-CWIP	UN	2000000449	11/15/2012	(1,156.81)
88107000	CAP Move-CWIP	UN	2000000449	11/15/2012	(142.19)
88107000	CAP Move-CWIP	UP	2000000451	11/15/2012	212.17
88107000	CAP Move-CWIP	UP	2000000451	11/15/2012	(3,224.54)
88107000	CAP Move-CWIP	UP	2000000451	11/15/2012	(561.87)
88107000	CAP Move-CWIP	UN	2000000449	11/15/2012	841.30
88107000	CAP Move-CWIP	UN	2000000449	11/15/2012	(505.76)
88107000	CAP Move-CWIP	UN	2000000449	11/15/2012	(2,173.46)
88107000	CAP Move-CWIP	UN	2000000449	11/15/2012	(7,462.22)
88107000	CAP Move-CWIP	UZ	2000000448	11/15/2012	1,311.60
88107000	CAP Move-CWIP	UN	2000000449	11/15/2012	270.84
88107000	CAP Move-CWIP	UZ	2000000446	11/15/2012	(4,793.31)
88107000	CAP Move-CWIP	UN	2000000449	11/15/2012	(0.55)
88107000	CAP Move-CWIP	UN	2000000449	11/15/2012	(0.89)
88107000	CAP Move-CWIP	UN	2000000449	11/15/2012	(4.68)
88107000	CAP Move-CWIP	UN	2000000449	11/15/2012	(0.67)
88107000	CAP Move-CWIP	UN	2000000449	11/15/2012	(0.67)
88107000	CAP Move-CWIP	UN	2000000449	11/15/2012	(0.69)
88107000	CAP Move-CWIP	UN	2000000449	11/15/2012	(27.95)
88107000	CAP Move-CWIP	UN	2000000449	11/15/2012	(37.43)
88107000	CAP Move-CWIP	UN	2000000449	11/15/2012	(26.90)
88107000	CAP Move-CWIP	UN	2000000449	11/15/2012	(0.72)
88107000	CAP Move-CWIP	UN	2000000449	11/15/2012	(0.72)
88107000	CAP Move-CWIP	UN	2000000449	11/15/2012	(0.29)
88107000	CAP Move-CWIP	UN	2000000449	11/15/2012	(0.57)
88107000	CAP Move-CWIP	UN	2000000449	11/15/2012	(0.46)
88107000	CAP Move-CWIP	UN	2000000449	11/15/2012	(0.38)
88107000	CAP Move-CWIP	UN	2000000449	11/15/2012	(0.30)
88107000	CAP Move-CWIP	UN	2000000449	11/15/2012	(0.46)
88107000	CAP Move-CWIP	UN	2000000449	11/15/2012	(8.78)
88107000	CAP Move-CWIP	UN	2000000449	11/15/2012	(9.58)
88107000	CAP Move-CWIP	UN	2000000449	11/15/2012	(1.91)
88107000	CAP Move-CWIP	UN	2000000449	11/15/2012	(2.71)
88107000	CAP Move-CWIP	UN	2000000449	11/15/2012	(3.11)
88107000	CAP Move-CWIP	UN	2000000449	11/15/2012	(2.93)
88107000	CAP Move-CWIP	UN	2000000449	11/15/2012	(5.48)
88107000	CAP Move-CWIP	UN	2000000449	11/15/2012	(5.42)
88108020	CAP Move-UP A/D Salv	US	2000000452	11/15/2012	(6,339.45)
88108020	CAP Move-UP A/D Salv	US	2000000452	11/15/2012	(500.00)
88108020	CAP Move-UP A/D Salv	US	2000000452	11/15/2012	(500.00)
88257000	CAP Move-COR	UC	2000000450	11/15/2012	1,065.56
88257000	CAP Move-COR	UC	2000000450	11/15/2012	415.91
88257000	CAP Move-COR	UC	2000000450	11/15/2012	72.88
88257000	CAP Move-COR	UC	2000000450	11/15/2012	4,969.97
88257000	CAP Move-COR	UC	2000000450	11/15/2012	1,719.96
88257000	CAP Move-COR	UC	2000000450	11/15/2012	9.09
88257000	CAP Move-COR	UC	2000000450	11/15/2012	536.23
88257000	CAP Move-COR	UC	2000000450	11/15/2012	83.99
88257100	CAP Move-RWIP	UC	2000000450	11/15/2012	(1,065.56)
88257100	CAP Move-RWIP	UC	2000000450	11/15/2012	(415.91)
88257100	CAP Move-RWIP	UC	2000000450	11/15/2012	(72.88)
88257100	CAP Move-RWIP	UC	2000000450	11/15/2012	(4,969.97)
88257100	CAP Move-RWIP	UC	2000000450	11/15/2012	(1,719.96)
88257100	CAP Move-RWIP	US	2000000452	11/15/2012	6,339.45

Kentucky American Water Company  
Case No. 2012-00520  
Response to PSC DR1, Item 31

Account	Description	Doc Type	Document Number	Posting Date	Amount
88257100	CAP Move-RWIP	UC	2000000450	11/15/2012	(9.09)
88257100	CAP Move-RWIP	UZ	2000000446	11/15/2012	4,960.80
88257100	CAP Move-RWIP	US	2000000452	11/15/2012	500.00
88257100	CAP Move-RWIP	US	2000000452	11/15/2012	500.00
88257100	CAP Move-RWIP	UZ	2000000446	11/15/2012	(1,324.47)
88257100	CAP Move-RWIP	UC	2000000450	11/15/2012	(536.23)
88257100	CAP Move-RWIP	UC	2000000450	11/15/2012	(83.99)
88257100	CAP Move-RWIP	UZ	2000000448	11/15/2012	145.73
88257100	CAP Move-RWIP	UZ	2000000446	11/15/2012	(532.59)
88271100	CAP Move-CIAC NT	UP	2000000451	11/15/2012	(56,689.29)
88271100	CAP Move-CIAC NT	UP	2000000451	11/15/2012	56,689.29
88271100	CAP Move-CIAC NT	UN	2000000449	11/15/2012	(35,131.00)
88271100	CAP Move-CIAC NT	UN	2000000449	11/15/2012	(4,615.00)
88271170	CAP Move-CIAC NT WIP	UP	2000000451	11/15/2012	56,689.29
88271170	CAP Move-CIAC NT WIP	UP	2000000451	11/15/2012	(56,689.29)
88271170	CAP Move-CIAC NT WIP	UZ	2000000446	11/15/2012	(4,085.00)
88271170	CAP Move-CIAC NT WIP	UN	2000000449	11/15/2012	35,131.00
88271170	CAP Move-CIAC NT WIP	UN	2000000449	11/15/2012	4,615.00
88271200	CAP Move-CIAC Tax	UN	2000000449	11/15/2012	(11,452.00)
88271270	CAP Move-CIAC Tx WIP	UN	2000000449	11/15/2012	11,452.00
88900000	CAP Move-Settlement	UZ	2000000446	11/15/2012	(91.97)
88900000	CAP Move-Settlement	UZ	2000000446	11/15/2012	(1,202.89)
88900000	CAP Move-Settlement	UZ	2000000446	11/15/2012	4,085.00
88900000	CAP Move-Settlement	UZ	2000000446	11/15/2012	(9,540.00)
88900000	CAP Move-Settlement	UZ	2000000446	11/15/2012	(38,160.00)
88900000	CAP Move-Settlement	UZ	2000000446	11/15/2012	13,244.70
88900000	CAP Move-Settlement	UZ	2000000448	11/15/2012	(1,457.33)
88900000	CAP Move-Settlement	UZ	2000000446	11/15/2012	5,325.90
40111000	Res Sales Billed	ZA	9400001276	11/16/2012	(11.81)
40111000	Res Sales Billed	ZA	9400001276	11/16/2012	84.54
40111000	Res Sales Billed	ZA	9400001276	11/16/2012	(119,593.11)
40121000	Com Sales Billed	ZA	9400001276	11/16/2012	(49,501.07)
40131000	Ind Sales Billed	ZA	9400001276	11/16/2012	(207.53)
40145000	Priv Fire Billed	ZA	9400001276	11/16/2012	(3,260.64)
40151000	Publ Auth Billed	ZA	9400001276	11/16/2012	(4,207.80)
40211000	Dom WW Svc Billed	ZA	9400001276	11/16/2012	86.66
40310400	OthRev-NSF Ck Chrg	ZA	9400001276	11/16/2012	(12.00)
40310400	OthRev-NSF Ck Chrg	ZA	9400001276	11/16/2012	(108.00)
40310500	OthRev-Appl/InitFee	ZA	9400001276	11/16/2012	(52.00)
40310500	OthRev-Appl/InitFee	ZA	9400001276	11/16/2012	(1,404.00)
40310700	OthRev-Reconnct Fee	ZA	9400001276	11/16/2012	(598.00)
50100000	Labor Expense	PA	7000000141	11/16/2012	5,061.08
50100000	Labor Expense	PA	7000000141	11/16/2012	1,512.10
50100000	Labor Expense	PA	7000000141	11/16/2012	10,817.08
50100000	Labor Expense	PA	7000000141	11/16/2012	129.96
50100000	Labor Expense	PA	7000000141	11/16/2012	8,705.02
50100000	Labor Expense	PA	7000000141	11/16/2012	136.65
50100000	Labor Expense	PA	7000000141	11/16/2012	20,914.62
50100000	Labor Expense	PA	7000000141	11/16/2012	2,072.61
50100000	Labor Expense	PA	7000000141	11/16/2012	606.41
50100000	Labor Expense	PA	7000000141	11/16/2012	258.96
50100000	Labor Expense	PA	7000000141	11/16/2012	327.90
50100000	Labor Expense	PA	7000000141	11/16/2012	62.50
50100000	Labor Expense	PA	7000000141	11/16/2012	1,788.69
50100000	Labor Expense	PA	7000000141	11/16/2012	217.44
50100000	Labor Expense	PA	7000000141	11/16/2012	10,831.87
50100000	Labor Expense	PA	7000000141	11/16/2012	12,512.46
50100000	Labor Expense	PA	7000000141	11/16/2012	6,374.96
50100000	Labor Expense	PA	7000000141	11/16/2012	172.24
50100000	Labor Expense	PA	7000000141	11/16/2012	136.88
50100000	Labor Expense	PA	7000000141	11/16/2012	4,028.08
50100000	Labor Expense	PA	7000000141	11/16/2012	8,953.60
50100000	Labor Expense	PA	7000000141	11/16/2012	1,999.76
50100000	Labor Expense	PA	7000000141	11/16/2012	3,692.08
50100000	Labor Expense	PA	7000000141	11/16/2012	3,681.68
50100000	Labor Expense	PA	7000000141	11/16/2012	218.56
50100000	Labor Expense	PA	7000000141	11/16/2012	1,693.84
50100000	Labor Expense	PA	7000000141	11/16/2012	686.70
50100000	Labor Expense	PA	7000000141	11/16/2012	228.90
50100000	Labor Expense	PA	7000000141	11/16/2012	129.60
50100000	Labor Expense	PA	7000000141	11/16/2012	65.64
50100000	Labor Expense	PA	7000000141	11/16/2012	13,879.25
50100000	Labor Expense	PA	7000000141	11/16/2012	2,196.00
50100000	Labor Expense	PA	7000000141	11/16/2012	2,318.08
50100000	Labor Expense	PA	7000000141	11/16/2012	2,605.31
50100000	Labor Expense	PA	7000000141	11/16/2012	4,158.16
50100000	Labor Expense	PA	7000000141	11/16/2012	22.43

Kentucky American Water Company  
Case No. 2012-00520  
Response to PSC DR1, Item 31

Account	Description	Doc Type	Document Number	Posting Date	Amount
50100000	Labor Expense	PA	7000000141	11/16/2012	88.72
50100000	Labor Expense	PA	7000000141	11/16/2012	233.68
50100000	Labor Expense	PA	7000000141	11/16/2012	874.52
50100000	Labor Expense	PA	7000000141	11/16/2012	2,011.94
50100000	Labor Expense	PA	7000000141	11/16/2012	690.32
50100000	Labor Expense	PA	7000000141	11/16/2012	25,047.30
50100000	Labor Expense	PA	7000000141	11/16/2012	5,357.96
50100000	Labor Expense	PA	7000000141	11/16/2012	8,815.33
50100000	Labor Expense	PA	7000000141	11/16/2012	1,022.63
50100000	Labor Expense	PA	7000000141	11/16/2012	1,090.80
50100000	Labor Expense	PA	7000000141	11/16/2012	388.48
50100000	Labor Expense	PA	7000000141	11/16/2012	12,109.34
50100000	Labor Expense	PA	7000000141	11/16/2012	745.92
50100000	Labor Expense	PA	7000000141	11/16/2012	885.92
50100000	Labor Expense	PA	7000000141	11/16/2012	374.58
50100000	Labor Expense	PA	7000000141	11/16/2012	505.44
50100000	Labor Expense	PA	7000000141	11/16/2012	958.88
50100000	Labor Expense	PA	7000000141	11/16/2012	570.57
50100000	Labor Expense	PA	7000000141	11/16/2012	34,844.20
50100000	Labor Expense	PA	7000000141	11/16/2012	890.12
50100000	Labor Expense	PA	7000000141	11/16/2012	7,792.47
50100000	Labor Expense	PA	7000000141	11/16/2012	901.60
50100000	Labor Expense	PA	7000000141	11/16/2012	7,659.44
50100000	Labor Expense	PA	7000000141	11/16/2012	3,499.36
50100000	Labor Expense	PA	7000000141	11/16/2012	1,653.04
50100000	Labor Expense	PA	7000000141	11/16/2012	386.88
50100000	Labor Expense	PA	7000000141	11/16/2012	18.41
50100000	Labor Expense	PA	7000000141	11/16/2012	18.41
50100000	Labor Expense	PA	7000000141	11/16/2012	18.41
50100000	Labor Expense	PA	7000000141	11/16/2012	18.41
50100000	Labor Expense	PA	7000000141	11/16/2012	18.41
50100000	Labor Expense	PA	7000000141	11/16/2012	2,289.72
50100000	Labor Expense	PA	7000000141	11/16/2012	423.10
50100000	Labor Expense	PA	7000000141	11/16/2012	147.28
50100000	Labor Expense	PA	7000000141	11/16/2012	458.44
50100000	Labor Expense	PA	7000000141	11/16/2012	1,038.60
50100000	Labor Expense	PA	7000000141	11/16/2012	641.76
50100000	Labor Expense	PA	7000000141	11/16/2012	641.76
50100000	Labor Expense	PA	7000000141	11/16/2012	641.76
50100000	Labor Expense	PA	7000000141	11/16/2012	1,242.40
50100000	Labor Expense	PA	7000000141	11/16/2012	396.96
50100000	Labor Expense	PA	7000000141	11/16/2012	1,950.74
50100000	Labor Expense	PA	7000000141	11/16/2012	386.88
50110000	Labor NS OT -Natural	PA	7000000141	11/16/2012	1,332.67
50110000	Labor NS OT -Natural	PA	7000000141	11/16/2012	514.21
50110000	Labor NS OT -Natural	PA	7000000141	11/16/2012	5,746.54
50110000	Labor NS OT -Natural	PA	7000000141	11/16/2012	2,805.75
50110000	Labor NS OT -Natural	PA	7000000141	11/16/2012	1,300.33
50110000	Labor NS OT -Natural	PA	7000000141	11/16/2012	67.43
50110000	Labor NS OT -Natural	PA	7000000141	11/16/2012	6,467.06
50110000	Labor NS OT -Natural	PA	7000000141	11/16/2012	379.68
50110000	Labor NS OT -Natural	PA	7000000141	11/16/2012	2,240.74
50110000	Labor NS OT -Natural	PA	7000000141	11/16/2012	445.36
50110000	Labor NS OT -Natural	PA	7000000141	11/16/2012	408.78
50110000	Labor NS OT -Natural	PA	7000000141	11/16/2012	16.83
50110000	Labor NS OT -Natural	PA	7000000141	11/16/2012	220.84
50110000	Labor NS OT -Natural	PA	7000000141	11/16/2012	81.82
50110000	Labor NS OT -Natural	PA	7000000141	11/16/2012	145.94
50110000	Labor NS OT -Natural	PA	7000000141	11/16/2012	238.98
50110000	Labor NS OT -Natural	PA	7000000141	11/16/2012	73.62
50110000	Labor NS OT -Natural	PA	7000000141	11/16/2012	704.74
50110000	Labor NS OT -Natural	PA	7000000141	11/16/2012	430.94
50110000	Labor NS OT -Natural	PA	7000000141	11/16/2012	10,025.96
50110000	Labor NS OT -Natural	PA	7000000141	11/16/2012	201.86
50110000	Labor NS OT -Natural	PA	7000000141	11/16/2012	1,207.45
50110000	Labor NS OT -Natural	PA	7000000141	11/16/2012	921.77
50110000	Labor NS OT -Natural	PA	7000000141	11/16/2012	492.82
50110000	Labor NS OT -Natural	PA	7000000141	11/16/2012	508.71
50110000	Labor NS OT -Natural	PA	7000000141	11/16/2012	167.10
50110000	Labor NS OT -Natural	PA	7000000141	11/16/2012	23.65
50110000	Labor NS OT -Natural	PA	7000000141	11/16/2012	1,542.77
50110000	Labor NS OT -Natural	PA	7000000141	11/16/2012	945.50
50120000	Labor OT - Natural	PA	7000000141	11/16/2012	8.96
50421000	401k Expense	PA	7000000141	11/16/2012	67.62
50421000	401k Expense	PA	7000000141	11/16/2012	37.82
50421000	401k Expense	PA	7000000141	11/16/2012	213.36
50421000	401k Expense	PA	7000000141	11/16/2012	240.51

Kentucky American Water Company  
Case No. 2012-00520  
Response to PSC DR1, Item 31

Account	Description	Doc Type	Document Number	Posting Date	Amount
50421000	401k Expense	PA	7000000141	11/16/2012	102.76
50421000	401k Expense	PA	7000000141	11/16/2012	65.90
50421000	401k Expense	PA	7000000141	11/16/2012	60.56
50421000	401k Expense	PA	7000000141	11/16/2012	3.42
50421000	401k Expense	PA	7000000141	11/16/2012	27.48
50421000	401k Expense	PA	7000000141	11/16/2012	9.17
50421000	401k Expense	PA	7000000141	11/16/2012	0.96
50421000	401k Expense	PA	7000000141	11/16/2012	29.90
50421000	401k Expense	PA	7000000141	11/16/2012	0.86
50421000	401k Expense	PA	7000000141	11/16/2012	24.48
50421000	401k Expense	PA	7000000141	11/16/2012	5.44
50421000	401k Expense	PA	7000000141	11/16/2012	5.20
50421000	401k Expense	PA	7000000141	11/16/2012	25.75
50421000	401k Expense	PA	7000000141	11/16/2012	49.99
50421000	401k Expense	PA	7000000141	11/16/2012	242.32
50421000	401k Expense	PA	7000000141	11/16/2012	2.50
50421000	401k Expense	PA	7000000141	11/16/2012	106.81
50421000	401k Expense	PA	7000000141	11/16/2012	89.37
50421000	401k Expense	PA	7000000141	11/16/2012	385.76
50421000	401k Expense	PA	7000000141	11/16/2012	31.70
50421000	401k Expense	PA	7000000141	11/16/2012	4.86
50421000	401k Expense	PA	7000000141	11/16/2012	8.96
50421000	401k Expense	PA	7000000141	11/16/2012	3.24
50421000	401k Expense	PA	7000000141	11/16/2012	264.59
50421000	401k Expense	PA	7000000141	11/16/2012	156.08
50421000	401k Expense	PA	7000000141	11/16/2012	57.53
50421000	401k Expense	PA	7000000141	11/16/2012	54.90
50421000	401k Expense	PA	7000000141	11/16/2012	323.85
50421000	401k Expense	PA	7000000141	11/16/2012	2.22
50421000	401k Expense	PA	7000000141	11/16/2012	5.84
50421000	401k Expense	PA	7000000141	11/16/2012	21.86
50421000	401k Expense	PA	7000000141	11/16/2012	522.28
50421000	401k Expense	PA	7000000141	11/16/2012	83.23
50421000	401k Expense	PA	7000000141	11/16/2012	379.94
50421000	401k Expense	PA	7000000141	11/16/2012	4.86
50421000	401k Expense	PA	7000000141	11/16/2012	12.29
50421000	401k Expense	PA	7000000141	11/16/2012	14.32
50421000	401k Expense	PA	7000000141	11/16/2012	14.04
50421000	401k Expense	PA	7000000141	11/16/2012	12.96
50421000	401k Expense	PA	7000000141	11/16/2012	0.03
50421000	401k Expense	PA	7000000141	11/16/2012	117.38
50421000	401k Expense	PA	7000000141	11/16/2012	24.23
50421000	401k Expense	PA	7000000141	11/16/2012	732.85
50421000	401k Expense	PA	7000000141	11/16/2012	102.96
50421000	401k Expense	PA	7000000141	11/16/2012	8.74
50421000	401k Expense	PA	7000000141	11/16/2012	67.76
50421000	401k Expense	PA	7000000141	11/16/2012	212.58
50421000	401k Expense	PA	7000000141	11/16/2012	39.51
50421000	401k Expense	PA	7000000141	11/16/2012	31.48
50421000	401k Expense	PA	7000000141	11/16/2012	29.08
50421000	401k Expense	PA	7000000141	11/16/2012	57.25
50421000	401k Expense	PA	7000000141	11/16/2012	16.93
50421000	401k Expense	PA	7000000141	11/16/2012	10.44
50421000	401k Expense	PA	7000000141	11/16/2012	22.98
50421000	401k Expense	PA	7000000141	11/16/2012	0.74
50421000	401k Expense	PA	7000000141	11/16/2012	8.06
50421000	401k Expense	PA	7000000141	11/16/2012	41.56
50421000	401k Expense	PA	7000000141	11/16/2012	18.89
50421000	401k Expense	PA	7000000141	11/16/2012	18.90
50421000	401k Expense	PA	7000000141	11/16/2012	18.89
50421000	401k Expense	PA	7000000141	11/16/2012	122.01
50421000	401k Expense	PA	7000000141	11/16/2012	0.74
50421000	401k Expense	PA	7000000141	11/16/2012	9.68
50421000	401k Expense	PA	7000000141	11/16/2012	9.64
50421000	401k Expense	PA	7000000141	11/16/2012	0.74
50421000	401k Expense	PA	7000000141	11/16/2012	0.74
50421000	401k Expense	PA	7000000141	11/16/2012	5.88
50421000	401k Expense	PA	7000000141	11/16/2012	0.74
50422000	DCP Expense	PA	7000000141	11/16/2012	509.79
50422000	DCP Expense	PA	7000000141	11/16/2012	223.10
50422000	DCP Expense	PA	7000000141	11/16/2012	180.91
50422000	DCP Expense	PA	7000000141	11/16/2012	425.31
50422000	DCP Expense	PA	7000000141	11/16/2012	36.06
50422000	DCP Expense	PA	7000000141	11/16/2012	6.82
50422000	DCP Expense	PA	7000000141	11/16/2012	207.01
50422000	DCP Expense	PA	7000000141	11/16/2012	3.28
50422000	DCP Expense	PA	7000000141	11/16/2012	117.28

Kentucky American Water Company  
Case No. 2012-00520  
Response to PSC DR1, Item 31

Account	Description	Doc Type	Document Number	Posting Date	Amount
50422000	DCP Expense	PA	7000000141	11/16/2012	543.05
50422000	DCP Expense	PA	7000000141	11/16/2012	12.01
50422000	DCP Expense	PA	7000000141	11/16/2012	10.40
50422000	DCP Expense	PA	7000000141	11/16/2012	93.59
50422000	DCP Expense	PA	7000000141	11/16/2012	328.43
50422000	DCP Expense	PA	7000000141	11/16/2012	69.75
50422000	DCP Expense	PA	7000000141	11/16/2012	2.06
50422000	DCP Expense	PA	7000000141	11/16/2012	71.81
50422000	DCP Expense	PA	7000000141	11/16/2012	1,002.28
50422000	DCP Expense	PA	7000000141	11/16/2012	9.34
50422000	DCP Expense	PA	7000000141	11/16/2012	372.16
50422000	DCP Expense	PA	7000000141	11/16/2012	11.47
50422000	DCP Expense	PA	7000000141	11/16/2012	88.93
50422000	DCP Expense	PA	7000000141	11/16/2012	47.95
50422000	DCP Expense	PA	7000000141	11/16/2012	227.62
50422000	DCP Expense	PA	7000000141	11/16/2012	33.93
50422000	DCP Expense	PA	7000000141	11/16/2012	352.96
50422000	DCP Expense	PA	7000000141	11/16/2012	273.46
50422000	DCP Expense	PA	7000000141	11/16/2012	13.70
50422000	DCP Expense	PA	7000000141	11/16/2012	38.55
50422000	DCP Expense	PA	7000000141	11/16/2012	3.15
50422000	DCP Expense	PA	7000000141	11/16/2012	21.00
50422000	DCP Expense	PA	7000000141	11/16/2012	0.97
50422000	DCP Expense	PA	7000000141	11/16/2012	30.15
50422000	DCP Expense	PA	7000000141	11/16/2012	0.97
50422000	DCP Expense	PA	7000000141	11/16/2012	0.97
50422000	DCP Expense	PA	7000000141	11/16/2012	0.97
50422000	DCP Expense	PA	7000000141	11/16/2012	1,064.40
50422000	DCP Expense	PA	7000000141	11/16/2012	0.97
50422000	DCP Expense	PA	7000000141	11/16/2012	7.72
50422000	DCP Expense	PA	7000000141	11/16/2012	43.32
50422000	DCP Expense	PA	7000000141	11/16/2012	32.81
50422000	DCP Expense	PA	7000000141	11/16/2012	23.10
50422000	DCP Expense	PA	7000000141	11/16/2012	15.20
50422000	DCP Expense	PA	7000000141	11/16/2012	132.60
50422000	DCP Expense	PA	7000000141	11/16/2012	54.54
50422000	DCP Expense	PA	7000000141	11/16/2012	24.08
50422000	DCP Expense	PA	7000000141	11/16/2012	33.08
50422000	DCP Expense	PA	7000000141	11/16/2012	33.08
50422000	DCP Expense	PA	7000000141	11/16/2012	33.08
50422000	DCP Expense	PA	7000000141	11/16/2012	3.06
50422000	DCP Expense	PA	7000000141	11/16/2012	9.45
50422000	DCP Expense	PA	7000000141	11/16/2012	142.46
50422000	DCP Expense	PA	7000000141	11/16/2012	121.95
50422000	DCP Expense	PA	7000000141	11/16/2012	76.85
50422000	DCP Expense	PA	7000000141	11/16/2012	56.38
50422000	DCP Expense	PA	7000000141	11/16/2012	256.34
50422000	DCP Expense	PA	7000000141	11/16/2012	22.23
50422000	DCP Expense	PA	7000000141	11/16/2012	100.97
50452000	Emp Physical Exams	SN	100001933	11/16/2012	(12.21)
50452000	Emp Physical Exams	SN	100001933	11/16/2012	(13.31)
50452000	Emp Physical Exams	SN	100001933	11/16/2012	(12.86)
50550000	Group Insur Expense	PA	7000000141	11/16/2012	1,096.12
50550000	Group Insur Expense	PA	7000000141	11/16/2012	88.56
50550000	Group Insur Expense	PA	7000000141	11/16/2012	170.32
50550000	Group Insur Expense	PA	7000000141	11/16/2012	624.92
50550000	Group Insur Expense	PA	7000000141	11/16/2012	469.30
50550000	Group Insur Expense	PA	7000000141	11/16/2012	7,742.51
50550000	Group Insur Expense	PA	7000000141	11/16/2012	45.57
50550000	Group Insur Expense	PA	7000000141	11/16/2012	851.82
50550000	Group Insur Expense	PA	7000000141	11/16/2012	1,480.53
50550000	Group Insur Expense	PA	7000000141	11/16/2012	51.55
50550000	Group Insur Expense	PA	7000000141	11/16/2012	399.45
50550000	Group Insur Expense	PA	7000000141	11/16/2012	1,681.66
50550000	Group Insur Expense	PA	7000000141	11/16/2012	910.03
50550000	Group Insur Expense	PA	7000000141	11/16/2012	2,303.91
50550000	Group Insur Expense	PA	7000000141	11/16/2012	57.96
50550000	Group Insur Expense	PA	7000000141	11/16/2012	19.30
50550000	Group Insur Expense	PA	7000000141	11/16/2012	60.36
50550000	Group Insur Expense	PA	7000000141	11/16/2012	2,175.35
50550000	Group Insur Expense	PA	7000000141	11/16/2012	1,346.74
50550000	Group Insur Expense	PA	7000000141	11/16/2012	59.04
50550000	Group Insur Expense	PA	7000000141	11/16/2012	487.86
50550000	Group Insur Expense	PA	7000000141	11/16/2012	59.28
50550000	Group Insur Expense	PA	7000000141	11/16/2012	11.02
50550000	Group Insur Expense	PA	7000000141	11/16/2012	22.77
50550000	Group Insur Expense	PA	7000000141	11/16/2012	535.02

Kentucky American Water Company  
Case No. 2012-00520  
Response to PSC DR1, Item 31

Account	Description	Doc Type	Document Number	Posting Date	Amount
50550000	Group Insur Expense	PA	7000000141	11/16/2012	1,997.81
50550000	Group Insur Expense	PA	7000000141	11/16/2012	493.45
50550000	Group Insur Expense	PA	7000000141	11/16/2012	12.61
50550000	Group Insur Expense	PA	7000000141	11/16/2012	428.01
50550000	Group Insur Expense	PA	7000000141	11/16/2012	1,677.68
50550000	Group Insur Expense	PA	7000000141	11/16/2012	29.75
50550000	Group Insur Expense	PA	7000000141	11/16/2012	1,370.16
50550000	Group Insur Expense	PA	7000000141	11/16/2012	431.53
50550000	Group Insur Expense	PA	7000000141	11/16/2012	468.16
50550000	Group Insur Expense	PA	7000000141	11/16/2012	413.51
50550000	Group Insur Expense	PA	7000000141	11/16/2012	5,930.70
50550000	Group Insur Expense	PA	7000000141	11/16/2012	4,722.50
50550000	Group Insur Expense	PA	7000000141	11/16/2012	19.63
50550000	Group Insur Expense	PA	7000000141	11/16/2012	30.73
50550000	Group Insur Expense	PA	7000000141	11/16/2012	174.68
50550000	Group Insur Expense	PA	7000000141	11/16/2012	3,193.95
50550000	Group Insur Expense	PA	7000000141	11/16/2012	92.06
50550000	Group Insur Expense	PA	7000000141	11/16/2012	105.51
50550000	Group Insur Expense	PA	7000000141	11/16/2012	100.34
50550000	Group Insur Expense	PA	7000000141	11/16/2012	153.95
50550000	Group Insur Expense	PA	7000000141	11/16/2012	300.20
50550000	Group Insur Expense	PA	7000000141	11/16/2012	254.88
50550000	Group Insur Expense	PA	7000000141	11/16/2012	314.58
50550000	Group Insur Expense	PA	7000000141	11/16/2012	382.48
50550000	Group Insur Expense	PA	7000000141	11/16/2012	833.93
50550000	Group Insur Expense	PA	7000000141	11/16/2012	138.92
50550000	Group Insur Expense	PA	7000000141	11/16/2012	11.43
50550000	Group Insur Expense	PA	7000000141	11/16/2012	1,291.07
50550000	Group Insur Expense	PA	7000000141	11/16/2012	66.39
50550000	Group Insur Expense	PA	7000000141	11/16/2012	155.12
50550000	Group Insur Expense	PA	7000000141	11/16/2012	468.09
50550000	Group Insur Expense	PA	7000000141	11/16/2012	3,352.08
50550000	Group Insur Expense	PA	7000000141	11/16/2012	335.98
50550000	Group Insur Expense	PA	7000000141	11/16/2012	1,822.76
50550000	Group Insur Expense	PA	7000000141	11/16/2012	408.61
50550000	Group Insur Expense	PA	7000000141	11/16/2012	149.62
50550000	Group Insur Expense	PA	7000000141	11/16/2012	736.66
50550000	Group Insur Expense	PA	7000000141	11/16/2012	74.83
50550000	Group Insur Expense	PA	7000000141	11/16/2012	107.61
50550000	Group Insur Expense	PA	7000000141	11/16/2012	267.00
50550000	Group Insur Expense	PA	7000000141	11/16/2012	147.73
50550000	Group Insur Expense	PA	7000000141	11/16/2012	43.92
50550000	Group Insur Expense	PA	7000000141	11/16/2012	43.92
50550000	Group Insur Expense	PA	7000000141	11/16/2012	43.92
50550000	Group Insur Expense	PA	7000000141	11/16/2012	306.95
50550000	Group Insur Expense	PA	7000000141	11/16/2012	110.18
50550000	Group Insur Expense	PA	7000000141	11/16/2012	43.60
50550000	Group Insur Expense	PA	7000000141	11/16/2012	5.45
50550000	Group Insur Expense	PA	7000000141	11/16/2012	494.19
50550000	Group Insur Expense	PA	7000000141	11/16/2012	5.45
50550000	Group Insur Expense	PA	7000000141	11/16/2012	5.45
50550000	Group Insur Expense	PA	7000000141	11/16/2012	5.45
50550000	Group Insur Expense	PA	7000000141	11/16/2012	5.45
50550000	Group Insur Expense	PA	7000000141	11/16/2012	118.28
50550000	Group Insur Expense	PA	7000000141	11/16/2012	118.34
51510000	Purchased Power	ZF	5000003004	11/16/2012	3,190.31
51510000	Purchased Power	ZF	5000003004	11/16/2012	435.04
51510000	Purchased Power	ZN	5000003103	11/16/2012	611.31
51510000	Purchased Power	ZN	5000003103	11/16/2012	82.15
52000000	M&S Expense (O&M)	UZ	2000000458	11/16/2012	(4,270.75)
52500000	Misc Expense (O&M)	WE	5000003101	11/16/2012	4,664.00
52500000	Misc Expense (O&M)	WE	5000003102	11/16/2012	34,405.87
52500000	Misc Expense (O&M)	RE	5000003110	11/16/2012	(1,947.50)
52500000	Misc Expense (O&M)	RE	5000003116	11/16/2012	(2,385.00)
52500000	Misc Expense (O&M)	WE	5000003117	11/16/2012	302.10
52500000	Misc Expense (O&M)	ZI	9000001325	11/16/2012	7.00
52500000	Misc Expense (O&M)	UZ	2000000462	11/16/2012	(34,405.87)
52500000	Misc Expense (O&M)	UZ	2000000462	11/16/2012	(4,664.00)
52532000	Electricity	ZN	5000003103	11/16/2012	90.77
52534000	Employee Expenses	PA	7000000141	11/16/2012	60.00
52534000	Employee Expenses	ZI	9000001172	11/16/2012	150.00
52534000	Employee Expenses	ZI	9000001183	11/16/2012	5.00
52534000	Employee Expenses	ZI	9000001184	11/16/2012	805.90
52534000	Employee Expenses	ZI	9000001280	11/16/2012	150.00
52534000	Employee Expenses	ZI	9000001312	11/16/2012	378.40
52534000	Employee Expenses	ZI	9000001366	11/16/2012	(150.00)
52534000	Employee Expenses	ZI	9000001428	11/16/2012	117.23

Kentucky American Water Company  
Case No. 2012-00520  
Response to PSC DR1, Item 31

Account	Description	Doc Type	Document Number	Posting Date	Amount
52534000	Employee Expenses	ZI	9000001429	11/16/2012	53.32
52535000	Meals Deductible	ZI	9000001210	11/16/2012	71.26
52535000	Meals Deductible	ZI	9000001255	11/16/2012	50.00
52535000	Meals Deductible	ZI	9000001286	11/16/2012	7.52
52535000	Meals Deductible	ZI	9000001287	11/16/2012	7.52
52535000	Meals Deductible	ZI	9000001296	11/16/2012	40.40
52535000	Meals Deductible	ZI	9000001297	11/16/2012	31.78
52535000	Meals Deductible	ZI	9000001407	11/16/2012	42.00
52535000	Meals Deductible	ZI	9000001426	11/16/2012	15.02
52535000	Meals Deductible	ZI	9000001449	11/16/2012	60.46
52550000	Janitorial	ZF	5000003099	11/16/2012	5,403.33
52554500	Lab Supplies	ZI	9000001249	11/16/2012	(1,092.29)
52554500	Lab Supplies	ZI	9000001331	11/16/2012	1,780.80
52554500	Lab Supplies	ZI	9000001331	11/16/2012	593.60
52562500	Overnight Shippng	KR	5000003106	11/16/2012	360.68
52562500	Overnight Shippng	KR	5000003107	11/16/2012	111.17
52571100	Add'l Security Costs	KR	5000003105	11/16/2012	1,008.75
52582000	Uniforms	ZI	9000001367	11/16/2012	175.93
53150000	Contr Svc-Other	SN	100001874	11/16/2012	(415.33)
53150000	Contr Svc-Other	WE	5000003098	11/16/2012	8,190.00
53150000	Contr Svc-Other	KR	5000003112	11/16/2012	6,348.58
53150000	Contr Svc-Other	ZI	9000001193	11/16/2012	346.42
53150000	Contr Svc-Other	ZI	9000001193	11/16/2012	346.42
53150000	Contr Svc-Other	UZ	2000000460	11/16/2012	(8,190.00)
53152000	Contr Svc-Lab Testng	ZI	9000001332	11/16/2012	424.15
55000000	Transportation (O&M)	PA	7000000141	11/16/2012	(46.67)
55000000	Transportation (O&M)	ZI	9000001262	11/16/2012	30.00
55010200	Trans Lease Fuel	ZI	9000001427	11/16/2012	12.01
55010300	Trans Lease Maint	ZI	9000001306	11/16/2012	1,500.00
55010300	Trans Lease Maint	ZI	9000001307	11/16/2012	46.38
57010000	Uncoll Accts Exp	ZA	9400001276	11/16/2012	(225.39)
57010000	Uncoll Accts Exp	ZA	9400001276	11/16/2012	(27.33)
68533000	FICA	PA	7000000141	11/16/2012	122.79
68533000	FICA	PA	7000000141	11/16/2012	250.28
68533000	FICA	PA	7000000141	11/16/2012	817.39
68533000	FICA	PA	7000000141	11/16/2012	160.34
68533000	FICA	PA	7000000141	11/16/2012	108.69
68533000	FICA	PA	7000000141	11/16/2012	334.19
68533000	FICA	PA	7000000141	11/16/2012	822.55
68533000	FICA	PA	7000000141	11/16/2012	850.91
68533000	FICA	PA	7000000141	11/16/2012	473.67
68533000	FICA	PA	7000000141	11/16/2012	9.80
68533000	FICA	PA	7000000141	11/16/2012	650.68
68533000	FICA	PA	7000000141	11/16/2012	356.18
68533000	FICA	PA	7000000141	11/16/2012	15.84
68533000	FICA	PA	7000000141	11/16/2012	149.30
68533000	FICA	PA	7000000141	11/16/2012	43.90
68533000	FICA	PA	7000000141	11/16/2012	18.50
68533000	FICA	PA	7000000141	11/16/2012	24.16
68533000	FICA	PA	7000000141	11/16/2012	751.21
68533000	FICA	PA	7000000141	11/16/2012	363.89
68533000	FICA	PA	7000000141	11/16/2012	12.28
68533000	FICA	PA	7000000141	11/16/2012	272.20
68533000	FICA	PA	7000000141	11/16/2012	15.00
68533000	FICA	PA	7000000141	11/16/2012	164.58
68533000	FICA	PA	7000000141	11/16/2012	10.11
68533000	FICA	PA	7000000141	11/16/2012	144.91
68533000	FICA	PA	7000000141	11/16/2012	669.42
68533000	FICA	PA	7000000141	11/16/2012	122.08
68533000	FICA	PA	7000000141	11/16/2012	51.78
68533000	FICA	PA	7000000141	11/16/2012	17.26
68533000	FICA	PA	7000000141	11/16/2012	4.59
68533000	FICA	PA	7000000141	11/16/2012	9.50
68533000	FICA	PA	7000000141	11/16/2012	459.30
68533000	FICA	PA	7000000141	11/16/2012	161.29
68533000	FICA	PA	7000000141	11/16/2012	6.50
68533000	FICA	PA	7000000141	11/16/2012	17.44
68533000	FICA	PA	7000000141	11/16/2012	64.31
68533000	FICA	PA	7000000141	11/16/2012	77.16
68533000	FICA	PA	7000000141	11/16/2012	88.48
68533000	FICA	PA	7000000141	11/16/2012	28.83
68533000	FICA	PA	7000000141	11/16/2012	934.20
68533000	FICA	PA	7000000141	11/16/2012	907.49
68533000	FICA	PA	7000000141	11/16/2012	36.34
68533000	FICA	PA	7000000141	11/16/2012	69.50
68533000	FICA	PA	7000000141	11/16/2012	121.62
68533000	FICA	PA	7000000141	11/16/2012	105.15



Kentucky American Water Company  
Case No. 2012-00520  
Response to PSC DR1, Item 31

Account	Description	Doc Type	Document Number	Posting Date	Amount
68533000	FICA	PA	7000000141	11/16/2012	96.14
68533000	FICA	PA	7000000141	11/16/2012	27.14
68533000	FICA	PA	7000000141	11/16/2012	166.13
68533000	FICA	PA	7000000141	11/16/2012	14.89
68533000	FICA	PA	7000000141	11/16/2012	3,302.18
68533000	FICA	PA	7000000141	11/16/2012	2,262.83
68533000	FICA	PA	7000000141	11/16/2012	1,694.48
68533000	FICA	PA	7000000141	11/16/2012	65.74
68533000	FICA	PA	7000000141	11/16/2012	2.83
68533000	FICA	PA	7000000141	11/16/2012	50.61
68533000	FICA	PA	7000000141	11/16/2012	151.80
68533000	FICA	PA	7000000141	11/16/2012	575.98
68533000	FICA	PA	7000000141	11/16/2012	134.37
68533000	FICA	PA	7000000141	11/16/2012	650.35
68533000	FICA	PA	7000000141	11/16/2012	10.52
68533000	FICA	PA	7000000141	11/16/2012	163.77
68533000	FICA	PA	7000000141	11/16/2012	31.28
68533000	FICA	PA	7000000141	11/16/2012	42.27
68533000	FICA	PA	7000000141	11/16/2012	1.32
68533000	FICA	PA	7000000141	11/16/2012	32.55
68533000	FICA	PA	7000000141	11/16/2012	75.54
68533000	FICA	PA	7000000141	11/16/2012	47.65
68533000	FICA	PA	7000000141	11/16/2012	47.66
68533000	FICA	PA	7000000141	11/16/2012	47.65
68533000	FICA	PA	7000000141	11/16/2012	1.32
68533000	FICA	PA	7000000141	11/16/2012	90.37
68533000	FICA	PA	7000000141	11/16/2012	28.71
68533000	FICA	PA	7000000141	11/16/2012	1.32
68533000	FICA	PA	7000000141	11/16/2012	1.32
68533000	FICA	PA	7000000141	11/16/2012	1.32
68533000	FICA	PA	7000000141	11/16/2012	155.17
68533000	FICA	PA	7000000141	11/16/2012	68.28
68533000	FICA	PA	7000000141	11/16/2012	178.44
68533000	FICA	PA	7000000141	11/16/2012	27.82
68533000	FICA	PA	7000000141	11/16/2012	27.81
68535000	SUTA	PA	7000000141	11/16/2012	0.65
68535000	SUTA	PA	7000000141	11/16/2012	1.68
68535000	SUTA	PA	7000000141	11/16/2012	7.76
68535000	SUTA	PA	7000000141	11/16/2012	0.55
68535000	SUTA	PA	7000000141	11/16/2012	1.10
68535000	SUTA	PA	7000000141	11/16/2012	3.17
72802100	CIAC Rcpt Non-SrvClr	UZ	2000000458	11/16/2012	20,316.00
72802100	CIAC Rcpt Non-SrvClr	UZ	2000000458	11/16/2012	29,412.00
88107000	CAP Move-CWIP	UZ	2000000461	11/16/2012	8,190.00
88107000	CAP Move-CWIP	UZ	2000000459	11/16/2012	4,270.75
88257100	CAP Move-RWIP	UZ	2000000463	11/16/2012	34,405.87
88257100	CAP Move-RWIP	UZ	2000000463	11/16/2012	4,664.00
88271170	CAP Move-CIAC NT WIP	UZ	2000000459	11/16/2012	(20,316.00)
88271170	CAP Move-CIAC NT WIP	UZ	2000000459	11/16/2012	(29,412.00)
88900000	CAP Move-Settlement	UZ	2000000461	11/16/2012	(8,190.00)
88900000	CAP Move-Settlement	UZ	2000000459	11/16/2012	20,316.00
88900000	CAP Move-Settlement	UZ	2000000459	11/16/2012	29,412.00
88900000	CAP Move-Settlement	UZ	2000000459	11/16/2012	(4,270.75)
88900000	CAP Move-Settlement	UZ	2000000463	11/16/2012	(34,405.87)
88900000	CAP Move-Settlement	UZ	2000000463	11/16/2012	(4,664.00)
50510100	PBOP Cap Credits	UZ	2000000466	11/17/2012	(426.57)
50510100	PBOP Cap Credits	UZ	2000000466	11/17/2012	(25.17)
50510100	PBOP Cap Credits	UZ	2000000465	11/17/2012	(134.09)
50510100	PBOP Cap Credits	UZ	2000000465	11/17/2012	(75.47)
50510100	PBOP Cap Credits	UZ	2000000466	11/17/2012	(39.65)
50510100	PBOP Cap Credits	UZ	2000000466	11/17/2012	(33.46)
50510100	PBOP Cap Credits	UZ	2000000466	11/17/2012	(44.46)
50510100	PBOP Cap Credits	UZ	2000000466	11/17/2012	(124.66)
50510100	PBOP Cap Credits	UZ	2000000466	11/17/2012	(124.66)
50510100	PBOP Cap Credits	UZ	2000000465	11/17/2012	(2,161.54)
50510100	PBOP Cap Credits	UZ	2000000466	11/17/2012	(183.66)
50510100	PBOP Cap Credits	UZ	2000000465	11/17/2012	(850.90)
50510100	PBOP Cap Credits	UZ	2000000465	11/17/2012	(312.55)
50510100	PBOP Cap Credits	UZ	2000000465	11/17/2012	(123.04)
50510100	PBOP Cap Credits	UZ	2000000465	11/17/2012	(227.78)
50510100	PBOP Cap Credits	UZ	2000000465	11/17/2012	(510.68)
50510100	PBOP Cap Credits	UZ	2000000465	11/17/2012	(198.64)
50510100	PBOP Cap Credits	UZ	2000000466	11/17/2012	(491.93)
50510100	PBOP Cap Credits	UZ	2000000466	11/17/2012	(7.63)
50510100	PBOP Cap Credits	UZ	2000000465	11/17/2012	(813.15)
50510100	PBOP Cap Credits	UZ	2000000465	11/17/2012	(75.15)
50510100	PBOP Cap Credits	UZ	2000000465	11/17/2012	(482.53)

Kentucky American Water Company  
Case No. 2012-00520  
Response to PSC DR1, Item 31

Account	Description	Doc Type	Document Number	Posting Date	Amount
50510100	PBOP Cap Credits	UZ	2000000466	11/17/2012	(12.14)
50510100	PBOP Cap Credits	UZ	2000000466	11/17/2012	(42.46)
50510100	PBOP Cap Credits	UZ	2000000466	11/17/2012	(17.23)
50510100	PBOP Cap Credits	UZ	2000000465	11/17/2012	(45.39)
50510100	PBOP Cap Credits	UZ	2000000465	11/17/2012	(124.66)
50510100	PBOP Cap Credits	UZ	2000000466	11/17/2012	(72.77)
50510100	PBOP Cap Credits	UZ	2000000465	11/17/2012	(255.80)
50510100	PBOP Cap Credits	UZ	2000000466	11/17/2012	(75.15)
50610100	Pension Cap Credits	UZ	2000000465	11/17/2012	(614.99)
50610100	Pension Cap Credits	UZ	2000000465	11/17/2012	(36.30)
50610100	Pension Cap Credits	UZ	2000000465	11/17/2012	(193.32)
50610100	Pension Cap Credits	UZ	2000000466	11/17/2012	(108.79)
50610100	Pension Cap Credits	UZ	2000000466	11/17/2012	(57.16)
50610100	Pension Cap Credits	UZ	2000000465	11/17/2012	(48.24)
50610100	Pension Cap Credits	UZ	2000000466	11/17/2012	(64.10)
50610100	Pension Cap Credits	UZ	2000000466	11/17/2012	(179.73)
50610100	Pension Cap Credits	UZ	2000000465	11/17/2012	(179.72)
50610100	Pension Cap Credits	UZ	2000000465	11/17/2012	(3,116.29)
50610100	Pension Cap Credits	UZ	2000000466	11/17/2012	(264.79)
50610100	Pension Cap Credits	UZ	2000000465	11/17/2012	(1,226.75)
50610100	Pension Cap Credits	UZ	2000000466	11/17/2012	(450.60)
50610100	Pension Cap Credits	UZ	2000000465	11/17/2012	(177.39)
50610100	Pension Cap Credits	UZ	2000000466	11/17/2012	(328.39)
50610100	Pension Cap Credits	UZ	2000000465	11/17/2012	(736.24)
50610100	Pension Cap Credits	UZ	2000000465	11/17/2012	(286.39)
50610100	Pension Cap Credits	UZ	2000000465	11/17/2012	(709.22)
50610100	Pension Cap Credits	UZ	2000000466	11/17/2012	(11.00)
50610100	Pension Cap Credits	UZ	2000000466	11/17/2012	(1,172.33)
50610100	Pension Cap Credits	UZ	2000000466	11/17/2012	(108.34)
50610100	Pension Cap Credits	UZ	2000000466	11/17/2012	(695.67)
50610100	Pension Cap Credits	UZ	2000000465	11/17/2012	(17.51)
50610100	Pension Cap Credits	UZ	2000000466	11/17/2012	(61.21)
50610100	Pension Cap Credits	UZ	2000000465	11/17/2012	(24.85)
50610100	Pension Cap Credits	UZ	2000000466	11/17/2012	(65.44)
50610100	Pension Cap Credits	UZ	2000000465	11/17/2012	(179.73)
50610100	Pension Cap Credits	UZ	2000000465	11/17/2012	(104.90)
50610100	Pension Cap Credits	UZ	2000000465	11/17/2012	(368.79)
50610100	Pension Cap Credits	UZ	2000000465	11/17/2012	(108.34)
52500000	Misc Expense (O&M)	UZ	2000000465	11/17/2012	1,947.50
52500000	Misc Expense (O&M)	UZ	2000000466	11/17/2012	2,385.00
55000100	Trans Cap Credits	UZ	2000000465	11/17/2012	(235.52)
55000100	Trans Cap Credits	UZ	2000000465	11/17/2012	(13.90)
55000100	Trans Cap Credits	UZ	2000000466	11/17/2012	(74.04)
55000100	Trans Cap Credits	UZ	2000000465	11/17/2012	(41.66)
55000100	Trans Cap Credits	UZ	2000000465	11/17/2012	(21.89)
55000100	Trans Cap Credits	UZ	2000000466	11/17/2012	(18.47)
55000100	Trans Cap Credits	UZ	2000000465	11/17/2012	(24.55)
55000100	Trans Cap Credits	UZ	2000000465	11/17/2012	(68.83)
55000100	Trans Cap Credits	UZ	2000000465	11/17/2012	(68.83)
55000100	Trans Cap Credits	UZ	2000000466	11/17/2012	(1,193.43)
55000100	Trans Cap Credits	UZ	2000000465	11/17/2012	(101.41)
55000100	Trans Cap Credits	UZ	2000000466	11/17/2012	(469.80)
55000100	Trans Cap Credits	UZ	2000000465	11/17/2012	(172.57)
55000100	Trans Cap Credits	UZ	2000000465	11/17/2012	(67.94)
55000100	Trans Cap Credits	UZ	2000000466	11/17/2012	(125.76)
55000100	Trans Cap Credits	UZ	2000000466	11/17/2012	(281.95)
55000100	Trans Cap Credits	UZ	2000000465	11/17/2012	(109.68)
55000100	Trans Cap Credits	UZ	2000000466	11/17/2012	(271.61)
55000100	Trans Cap Credits	UZ	2000000466	11/17/2012	(4.21)
55000100	Trans Cap Credits	UZ	2000000465	11/17/2012	(448.96)
55000100	Trans Cap Credits	UZ	2000000466	11/17/2012	(41.50)
55000100	Trans Cap Credits	UZ	2000000465	11/17/2012	(266.42)
55000100	Trans Cap Credits	UZ	2000000465	11/17/2012	(6.71)
55000100	Trans Cap Credits	UZ	2000000465	11/17/2012	(23.44)
55000100	Trans Cap Credits	UZ	2000000465	11/17/2012	(9.52)
55000100	Trans Cap Credits	UZ	2000000465	11/17/2012	(25.06)
55000100	Trans Cap Credits	UZ	2000000465	11/17/2012	(68.83)
55000100	Trans Cap Credits	UZ	2000000466	11/17/2012	(40.17)
55000100	Trans Cap Credits	UZ	2000000465	11/17/2012	(141.23)
55000100	Trans Cap Credits	UZ	2000000465	11/17/2012	(41.50)
55720100	Ins W/C Cap Credits	UZ	2000000465	11/17/2012	(82.02)
55720100	Ins W/C Cap Credits	UZ	2000000466	11/17/2012	(4.84)
55720100	Ins W/C Cap Credits	UZ	2000000466	11/17/2012	(25.78)
55720100	Ins W/C Cap Credits	UZ	2000000466	11/17/2012	(14.51)
55720100	Ins W/C Cap Credits	UZ	2000000466	11/17/2012	(7.62)
55720100	Ins W/C Cap Credits	UZ	2000000466	11/17/2012	(6.43)
55720100	Ins W/C Cap Credits	UZ	2000000466	11/17/2012	(8.55)

Kentucky American Water Company  
Case No. 2012-00520  
Response to PSC DR1, Item 31

Account	Description	Doc Type	Document Number	Posting Date	Amount
55720100	Ins W/C Cap Credits	UZ	2000000465	11/17/2012	(23.97)
55720100	Ins W/C Cap Credits	UZ	2000000466	11/17/2012	(23.97)
55720100	Ins W/C Cap Credits	UZ	2000000466	11/17/2012	(415.62)
55720100	Ins W/C Cap Credits	UZ	2000000465	11/17/2012	(35.31)
55720100	Ins W/C Cap Credits	UZ	2000000466	11/17/2012	(163.61)
55720100	Ins W/C Cap Credits	UZ	2000000466	11/17/2012	(60.10)
55720100	Ins W/C Cap Credits	UZ	2000000466	11/17/2012	(23.65)
55720100	Ins W/C Cap Credits	UZ	2000000465	11/17/2012	(43.80)
55720100	Ins W/C Cap Credits	UZ	2000000466	11/17/2012	(98.19)
55720100	Ins W/C Cap Credits	UZ	2000000466	11/17/2012	(38.19)
55720100	Ins W/C Cap Credits	UZ	2000000466	11/17/2012	(94.59)
55720100	Ins W/C Cap Credits	UZ	2000000465	11/17/2012	(1.47)
55720100	Ins W/C Cap Credits	UZ	2000000465	11/17/2012	(156.35)
55720100	Ins W/C Cap Credits	UZ	2000000466	11/17/2012	(14.45)
55720100	Ins W/C Cap Credits	UZ	2000000465	11/17/2012	(92.78)
55720100	Ins W/C Cap Credits	UZ	2000000466	11/17/2012	(2.33)
55720100	Ins W/C Cap Credits	UZ	2000000466	11/17/2012	(8.16)
55720100	Ins W/C Cap Credits	UZ	2000000466	11/17/2012	(3.31)
55720100	Ins W/C Cap Credits	UZ	2000000465	11/17/2012	(8.73)
55720100	Ins W/C Cap Credits	UZ	2000000466	11/17/2012	(23.97)
55720100	Ins W/C Cap Credits	UZ	2000000465	11/17/2012	(13.99)
55720100	Ins W/C Cap Credits	UZ	2000000465	11/17/2012	(49.18)
55720100	Ins W/C Cap Credits	UZ	2000000466	11/17/2012	(14.45)
72801100	Adv Rcpt Non-Srv Clr	UZ	2000000465	11/17/2012	3,906.93
72802100	CIAC Rcpt Non-SrvClr	UZ	2000000465	11/17/2012	2,451.90
88107000	CAP Move-CWIP	UZ	2000000467	11/17/2012	82.02
88107000	CAP Move-CWIP	UZ	2000000467	11/17/2012	235.52
88107000	CAP Move-CWIP	UZ	2000000468	11/17/2012	614.99
88107000	CAP Move-CWIP	UZ	2000000468	11/17/2012	426.57
88107000	CAP Move-CWIP	UZ	2000000467	11/17/2012	25.17
88107000	CAP Move-CWIP	UZ	2000000467	11/17/2012	4.84
88107000	CAP Move-CWIP	UZ	2000000468	11/17/2012	13.90
88107000	CAP Move-CWIP	UZ	2000000468	11/17/2012	36.30
88107000	CAP Move-CWIP	UZ	2000000467	11/17/2012	74.04
88107000	CAP Move-CWIP	UZ	2000000468	11/17/2012	25.78
88107000	CAP Move-CWIP	UZ	2000000468	11/17/2012	193.32
88107000	CAP Move-CWIP	UZ	2000000468	11/17/2012	134.09
88107000	CAP Move-CWIP	UZ	2000000467	11/17/2012	75.47
88107000	CAP Move-CWIP	UZ	2000000467	11/17/2012	41.66
88107000	CAP Move-CWIP	UZ	2000000468	11/17/2012	14.51
88107000	CAP Move-CWIP	UZ	2000000468	11/17/2012	108.79
88107000	CAP Move-CWIP	UZ	2000000467	11/17/2012	7.62
88107000	CAP Move-CWIP	UZ	2000000467	11/17/2012	57.16
88107000	CAP Move-CWIP	UZ	2000000467	11/17/2012	39.65
88107000	CAP Move-CWIP	UZ	2000000468	11/17/2012	21.89
88107000	CAP Move-CWIP	UZ	2000000467	11/17/2012	18.47
88107000	CAP Move-CWIP	UZ	2000000468	11/17/2012	48.24
88107000	CAP Move-CWIP	UZ	2000000468	11/17/2012	6.43
88107000	CAP Move-CWIP	UZ	2000000468	11/17/2012	33.46
88107000	CAP Move-CWIP	UZ	2000000467	11/17/2012	44.46
88107000	CAP Move-CWIP	UZ	2000000467	11/17/2012	8.55
88107000	CAP Move-CWIP	UZ	2000000467	11/17/2012	24.55
88107000	CAP Move-CWIP	UZ	2000000468	11/17/2012	64.10
88107000	CAP Move-CWIP	UZ	2000000468	11/17/2012	123.41
88107000	CAP Move-CWIP	UZ	2000000468	11/17/2012	23.73
88107000	CAP Move-CWIP	UZ	2000000468	11/17/2012	177.93
88107000	CAP Move-CWIP	UZ	2000000468	11/17/2012	68.14
88107000	CAP Move-CWIP	UZ	2000000467	11/17/2012	177.92
88107000	CAP Move-CWIP	UZ	2000000467	11/17/2012	123.41
88107000	CAP Move-CWIP	UZ	2000000467	11/17/2012	68.14
88107000	CAP Move-CWIP	UZ	2000000468	11/17/2012	23.73
88107000	CAP Move-CWIP	UZ	2000000467	11/17/2012	930.88
88107000	CAP Move-CWIP	UZ	2000000467	11/17/2012	2,430.71
88107000	CAP Move-CWIP	UZ	2000000468	11/17/2012	1,686.00
88107000	CAP Move-CWIP	UZ	2000000468	11/17/2012	324.18
88107000	CAP Move-CWIP	UZ	2000000467	11/17/2012	264.79
88107000	CAP Move-CWIP	UZ	2000000468	11/17/2012	101.41
88107000	CAP Move-CWIP	UZ	2000000468	11/17/2012	183.66
88107000	CAP Move-CWIP	UZ	2000000468	11/17/2012	35.31
88107000	CAP Move-CWIP	UZ	2000000467	11/17/2012	163.61
88107000	CAP Move-CWIP	UZ	2000000467	11/17/2012	469.80
88107000	CAP Move-CWIP	UZ	2000000467	11/17/2012	1,226.75
88107000	CAP Move-CWIP	UZ	2000000468	11/17/2012	850.90
88107000	CAP Move-CWIP	UZ	2000000467	11/17/2012	215.66
88107000	CAP Move-CWIP	UZ	2000000467	11/17/2012	119.07
88107000	CAP Move-CWIP	UZ	2000000468	11/17/2012	310.91
88107000	CAP Move-CWIP	UZ	2000000468	11/17/2012	41.47

Kentucky American Water Company  
Case No. 2012-00520  
Response to PSC DR1, Item 31

Account	Description	Doc Type	Document Number	Posting Date	Amount
88107000	CAP Move-CWIP	UZ	2000000467	11/17/2012	46.88
88107000	CAP Move-CWIP	UZ	2000000468	11/17/2012	122.40
88107000	CAP Move-CWIP	UZ	2000000468	11/17/2012	84.90
88107000	CAP Move-CWIP	UZ	2000000468	11/17/2012	16.32
88107000	CAP Move-CWIP	UZ	2000000467	11/17/2012	227.78
88107000	CAP Move-CWIP	UZ	2000000468	11/17/2012	125.76
88107000	CAP Move-CWIP	UZ	2000000468	11/17/2012	328.39
88107000	CAP Move-CWIP	UZ	2000000468	11/17/2012	43.80
88107000	CAP Move-CWIP	UZ	2000000467	11/17/2012	508.01
88107000	CAP Move-CWIP	UZ	2000000467	11/17/2012	67.75
88107000	CAP Move-CWIP	UZ	2000000468	11/17/2012	352.37
88107000	CAP Move-CWIP	UZ	2000000468	11/17/2012	194.55
88107000	CAP Move-CWIP	UZ	2000000467	11/17/2012	109.68
88107000	CAP Move-CWIP	UZ	2000000467	11/17/2012	38.19
88107000	CAP Move-CWIP	UZ	2000000467	11/17/2012	198.64
88107000	CAP Move-CWIP	UZ	2000000467	11/17/2012	286.39
88107000	CAP Move-CWIP	UZ	2000000467	11/17/2012	236.30
88107000	CAP Move-CWIP	UZ	2000000467	11/17/2012	617.02
88107000	CAP Move-CWIP	UZ	2000000467	11/17/2012	82.29
88107000	CAP Move-CWIP	UZ	2000000468	11/17/2012	427.98
88107000	CAP Move-CWIP	UZ	2000000467	11/17/2012	9.57
88107000	CAP Move-CWIP	UZ	2000000467	11/17/2012	1.28
88107000	CAP Move-CWIP	UZ	2000000468	11/17/2012	6.64
88107000	CAP Move-CWIP	UZ	2000000468	11/17/2012	3.66
88107000	CAP Move-CWIP	UZ	2000000468	11/17/2012	707.44
88107000	CAP Move-CWIP	UZ	2000000468	11/17/2012	1,019.93
88107000	CAP Move-CWIP	UZ	2000000468	11/17/2012	390.60
88107000	CAP Move-CWIP	UZ	2000000468	11/17/2012	136.02
88107000	CAP Move-CWIP	UZ	2000000467	11/17/2012	14.45
88107000	CAP Move-CWIP	UZ	2000000468	11/17/2012	41.50
88107000	CAP Move-CWIP	UZ	2000000468	11/17/2012	75.15
88107000	CAP Move-CWIP	UZ	2000000468	11/17/2012	108.34
88107000	CAP Move-CWIP	UZ	2000000467	11/17/2012	482.53
88107000	CAP Move-CWIP	UZ	2000000467	11/17/2012	266.42
88107000	CAP Move-CWIP	UZ	2000000467	11/17/2012	695.67
88107000	CAP Move-CWIP	UZ	2000000468	11/17/2012	92.78
88107000	CAP Move-CWIP	UZ	2000000467	11/17/2012	6.71
88107000	CAP Move-CWIP	UZ	2000000467	11/17/2012	2.33
88107000	CAP Move-CWIP	UZ	2000000467	11/17/2012	17.51
88107000	CAP Move-CWIP	UZ	2000000468	11/17/2012	12.14
88107000	CAP Move-CWIP	UZ	2000000467	11/17/2012	38.21
88107000	CAP Move-CWIP	UZ	2000000468	11/17/2012	55.09
88107000	CAP Move-CWIP	UZ	2000000468	11/17/2012	21.10
88107000	CAP Move-CWIP	UZ	2000000468	11/17/2012	7.34
88107000	CAP Move-CWIP	UZ	2000000467	11/17/2012	8.57
88107000	CAP Move-CWIP	UZ	2000000467	11/17/2012	2.98
88107000	CAP Move-CWIP	UZ	2000000468	11/17/2012	22.36
88107000	CAP Move-CWIP	UZ	2000000468	11/17/2012	15.51
88107000	CAP Move-CWIP	UZ	2000000467	11/17/2012	40.85
88107000	CAP Move-CWIP	UZ	2000000468	11/17/2012	58.90
88107000	CAP Move-CWIP	UZ	2000000468	11/17/2012	7.86
88107000	CAP Move-CWIP	UZ	2000000468	11/17/2012	22.55
88107000	CAP Move-CWIP	UZ	2000000467	11/17/2012	68.14
88107000	CAP Move-CWIP	UZ	2000000467	11/17/2012	23.73
88107000	CAP Move-CWIP	UZ	2000000468	11/17/2012	177.93
88107000	CAP Move-CWIP	UZ	2000000468	11/17/2012	123.41
88107000	CAP Move-CWIP	UZ	2000000467	11/17/2012	104.90
88107000	CAP Move-CWIP	UZ	2000000468	11/17/2012	13.99
88107000	CAP Move-CWIP	UZ	2000000468	11/17/2012	40.17
88107000	CAP Move-CWIP	UZ	2000000468	11/17/2012	72.77
88107000	CAP Move-CWIP	UZ	2000000467	11/17/2012	49.18
88107000	CAP Move-CWIP	UZ	2000000467	11/17/2012	141.23
88107000	CAP Move-CWIP	UZ	2000000467	11/17/2012	368.79
88107000	CAP Move-CWIP	UZ	2000000468	11/17/2012	255.80
88107000	CAP Move-CWIP	UZ	2000000467	11/17/2012	75.15
88107000	CAP Move-CWIP	UZ	2000000467	11/17/2012	14.45
88107000	CAP Move-CWIP	UZ	2000000468	11/17/2012	41.50
88107000	CAP Move-CWIP	UZ	2000000468	11/17/2012	108.34
88252170	CAP Move-ADV NT WIP	UZ	2000000468	11/17/2012	(3,906.93)
88257100	CAP Move-RWIP	UZ	2000000467	11/17/2012	0.24
88257100	CAP Move-RWIP	UZ	2000000467	11/17/2012	1.80
88257100	CAP Move-RWIP	UZ	2000000468	11/17/2012	1.25
88257100	CAP Move-RWIP	UZ	2000000468	11/17/2012	0.69
88257100	CAP Move-RWIP	UZ	2000000468	11/17/2012	0.24
88257100	CAP Move-RWIP	UZ	2000000468	11/17/2012	0.69
88257100	CAP Move-RWIP	UZ	2000000468	11/17/2012	1.25
88257100	CAP Move-RWIP	UZ	2000000468	11/17/2012	1.80

Kentucky American Water Company  
Case No. 2012-00520  
Response to PSC DR1, Item 31

Account	Description	Doc Type	Document Number	Posting Date	Amount
88257100	CAP Move-RWIP	UZ	2000000467	11/17/2012	91.44
88257100	CAP Move-RWIP	UZ	2000000468	11/17/2012	685.58
88257100	CAP Move-RWIP	UZ	2000000468	11/17/2012	262.55
88257100	CAP Move-RWIP	UZ	2000000468	11/17/2012	475.54
88257100	CAP Move-RWIP	UZ	2000000467	11/17/2012	139.69
88257100	CAP Move-RWIP	UZ	2000000467	11/17/2012	18.63
88257100	CAP Move-RWIP	UZ	2000000467	11/17/2012	53.50
88257100	CAP Move-RWIP	UZ	2000000468	11/17/2012	96.89
88257100	CAP Move-RWIP	UZ	2000000468	11/17/2012	21.06
88257100	CAP Move-RWIP	UZ	2000000468	11/17/2012	38.14
88257100	CAP Move-RWIP	UZ	2000000468	11/17/2012	7.33
88257100	CAP Move-RWIP	UZ	2000000468	11/17/2012	54.99
88257100	CAP Move-RWIP	UZ	2000000467	11/17/2012	30.44
88257100	CAP Move-RWIP	UZ	2000000467	11/17/2012	87.40
88257100	CAP Move-RWIP	UZ	2000000468	11/17/2012	228.23
88257100	CAP Move-RWIP	UZ	2000000468	11/17/2012	158.31
88257100	CAP Move-RWIP	UZ	2000000467	11/17/2012	12.30
88257100	CAP Move-RWIP	UZ	2000000467	11/17/2012	92.20
88257100	CAP Move-RWIP	UZ	2000000467	11/17/2012	35.31
88257100	CAP Move-RWIP	UZ	2000000467	11/17/2012	63.95
88257100	CAP Move-RWIP	UZ	2000000467	11/17/2012	0.55
88257100	CAP Move-RWIP	UZ	2000000468	11/17/2012	0.19
88257100	CAP Move-RWIP	UZ	2000000468	11/17/2012	1.43
88257100	CAP Move-RWIP	UZ	2000000468	11/17/2012	0.99
88257100	CAP Move-RWIP	UZ	2000000467	11/17/2012	20.33
88257100	CAP Move-RWIP	UZ	2000000468	11/17/2012	58.36
88257100	CAP Move-RWIP	UZ	2000000468	11/17/2012	105.71
88257100	CAP Move-RWIP	UZ	2000000468	11/17/2012	152.40
88257100	CAP Move-RWIP	UZ	2000000468	11/17/2012	(1,947.50)
88257100	CAP Move-RWIP	UZ	2000000468	11/17/2012	(2,385.00)
88257100	CAP Move-RWIP	UZ	2000000467	11/17/2012	2.34
88257100	CAP Move-RWIP	UZ	2000000467	11/17/2012	4.25
88257100	CAP Move-RWIP	UZ	2000000468	11/17/2012	6.12
88257100	CAP Move-RWIP	UZ	2000000468	11/17/2012	0.82
88257100	CAP Move-RWIP	UZ	2000000467	11/17/2012	1.72
88257100	CAP Move-RWIP	UZ	2000000468	11/17/2012	0.33
88257100	CAP Move-RWIP	UZ	2000000468	11/17/2012	0.95
88257100	CAP Move-RWIP	UZ	2000000468	11/17/2012	2.49
88257100	CAP Move-RWIP	UZ	2000000467	11/17/2012	0.87
88257100	CAP Move-RWIP	UZ	2000000467	11/17/2012	6.54
88257100	CAP Move-RWIP	UZ	2000000467	11/17/2012	4.54
88257100	CAP Move-RWIP	UZ	2000000467	11/17/2012	2.51
88257100	CAP Move-RWIP	UZ	2000000467	11/17/2012	0.69
88257100	CAP Move-RWIP	UZ	2000000467	11/17/2012	0.24
88257100	CAP Move-RWIP	UZ	2000000468	11/17/2012	1.25
88257100	CAP Move-RWIP	UZ	2000000468	11/17/2012	1.80
88271170	CAP Move-CIAC NT WIP	UZ	2000000468	11/17/2012	(2,451.90)
88900000	CAP Move-Settlement	UZ	2000000468	11/17/2012	(82.02)
88900000	CAP Move-Settlement	UZ	2000000468	11/17/2012	(614.99)
88900000	CAP Move-Settlement	UZ	2000000468	11/17/2012	(426.57)
88900000	CAP Move-Settlement	UZ	2000000468	11/17/2012	(235.52)
88900000	CAP Move-Settlement	UZ	2000000467	11/17/2012	3,906.93
88900000	CAP Move-Settlement	UZ	2000000468	11/17/2012	2,451.90
88900000	CAP Move-Settlement	UZ	2000000467	11/17/2012	(25.17)
88900000	CAP Move-Settlement	UZ	2000000467	11/17/2012	(36.30)
88900000	CAP Move-Settlement	UZ	2000000468	11/17/2012	(13.90)
88900000	CAP Move-Settlement	UZ	2000000468	11/17/2012	(4.84)
88900000	CAP Move-Settlement	UZ	2000000467	11/17/2012	(193.32)
88900000	CAP Move-Settlement	UZ	2000000467	11/17/2012	(134.09)
88900000	CAP Move-Settlement	UZ	2000000468	11/17/2012	(74.04)
88900000	CAP Move-Settlement	UZ	2000000468	11/17/2012	(25.78)
88900000	CAP Move-Settlement	UZ	2000000467	11/17/2012	(41.66)
88900000	CAP Move-Settlement	UZ	2000000467	11/17/2012	(108.79)
88900000	CAP Move-Settlement	UZ	2000000467	11/17/2012	(75.47)
88900000	CAP Move-Settlement	UZ	2000000468	11/17/2012	(14.51)
88900000	CAP Move-Settlement	UZ	2000000467	11/17/2012	(7.62)
88900000	CAP Move-Settlement	UZ	2000000468	11/17/2012	(21.89)
88900000	CAP Move-Settlement	UZ	2000000468	11/17/2012	(39.65)
88900000	CAP Move-Settlement	UZ	2000000468	11/17/2012	(57.16)
88900000	CAP Move-Settlement	UZ	2000000467	11/17/2012	(33.46)
88900000	CAP Move-Settlement	UZ	2000000468	11/17/2012	(18.47)
88900000	CAP Move-Settlement	UZ	2000000468	11/17/2012	(48.24)
88900000	CAP Move-Settlement	UZ	2000000468	11/17/2012	(6.43)
88900000	CAP Move-Settlement	UZ	2000000467	11/17/2012	(24.55)
88900000	CAP Move-Settlement	UZ	2000000467	11/17/2012	(8.55)
88900000	CAP Move-Settlement	UZ	2000000468	11/17/2012	(44.46)
88900000	CAP Move-Settlement	UZ	2000000468	11/17/2012	(64.10)

Kentucky American Water Company  
Case No. 2012-00520  
Response to PSC DR1, Item 31

Account	Description	Doc Type	Document Number	Posting Date	Amount
88900000	CAP Move-Settlement	UZ	2000000467	11/17/2012	(179.73)
88900000	CAP Move-Settlement	UZ	2000000467	11/17/2012	(23.97)
88900000	CAP Move-Settlement	UZ	2000000468	11/17/2012	(68.83)
88900000	CAP Move-Settlement	UZ	2000000468	11/17/2012	(124.66)
88900000	CAP Move-Settlement	UZ	2000000467	11/17/2012	(124.66)
88900000	CAP Move-Settlement	UZ	2000000467	11/17/2012	(179.72)
88900000	CAP Move-Settlement	UZ	2000000467	11/17/2012	(68.83)
88900000	CAP Move-Settlement	UZ	2000000467	11/17/2012	(23.97)
88900000	CAP Move-Settlement	UZ	2000000468	11/17/2012	(415.62)
88900000	CAP Move-Settlement	UZ	2000000468	11/17/2012	(2,161.54)
88900000	CAP Move-Settlement	UZ	2000000468	11/17/2012	(3,116.29)
88900000	CAP Move-Settlement	UZ	2000000468	11/17/2012	(1,193.43)
88900000	CAP Move-Settlement	UZ	2000000467	11/17/2012	(101.41)
88900000	CAP Move-Settlement	UZ	2000000467	11/17/2012	(264.79)
88900000	CAP Move-Settlement	UZ	2000000468	11/17/2012	(183.66)
88900000	CAP Move-Settlement	UZ	2000000468	11/17/2012	(35.31)
88900000	CAP Move-Settlement	UZ	2000000467	11/17/2012	(163.61)
88900000	CAP Move-Settlement	UZ	2000000467	11/17/2012	(469.80)
88900000	CAP Move-Settlement	UZ	2000000468	11/17/2012	(850.90)
88900000	CAP Move-Settlement	UZ	2000000468	11/17/2012	(1,226.75)
88900000	CAP Move-Settlement	UZ	2000000467	11/17/2012	(312.55)
88900000	CAP Move-Settlement	UZ	2000000468	11/17/2012	(172.57)
88900000	CAP Move-Settlement	UZ	2000000468	11/17/2012	(450.60)
88900000	CAP Move-Settlement	UZ	2000000468	11/17/2012	(60.10)
88900000	CAP Move-Settlement	UZ	2000000467	11/17/2012	(123.04)
88900000	CAP Move-Settlement	UZ	2000000467	11/17/2012	(177.39)
88900000	CAP Move-Settlement	UZ	2000000468	11/17/2012	(67.94)
88900000	CAP Move-Settlement	UZ	2000000468	11/17/2012	(23.65)
88900000	CAP Move-Settlement	UZ	2000000467	11/17/2012	(125.76)
88900000	CAP Move-Settlement	UZ	2000000468	11/17/2012	(328.39)
88900000	CAP Move-Settlement	UZ	2000000468	11/17/2012	(227.78)
88900000	CAP Move-Settlement	UZ	2000000468	11/17/2012	(43.80)
88900000	CAP Move-Settlement	UZ	2000000467	11/17/2012	(736.24)
88900000	CAP Move-Settlement	UZ	2000000467	11/17/2012	(510.68)
88900000	CAP Move-Settlement	UZ	2000000467	11/17/2012	(281.95)
88900000	CAP Move-Settlement	UZ	2000000468	11/17/2012	(98.19)
88900000	CAP Move-Settlement	UZ	2000000467	11/17/2012	(286.39)
88900000	CAP Move-Settlement	UZ	2000000467	11/17/2012	(109.68)
88900000	CAP Move-Settlement	UZ	2000000468	11/17/2012	(198.64)
88900000	CAP Move-Settlement	UZ	2000000468	11/17/2012	(38.19)
88900000	CAP Move-Settlement	UZ	2000000467	11/17/2012	(491.93)
88900000	CAP Move-Settlement	UZ	2000000467	11/17/2012	(94.59)
88900000	CAP Move-Settlement	UZ	2000000468	11/17/2012	(271.61)
88900000	CAP Move-Settlement	UZ	2000000468	11/17/2012	(709.22)
88900000	CAP Move-Settlement	UZ	2000000467	11/17/2012	(1.47)
88900000	CAP Move-Settlement	UZ	2000000468	11/17/2012	(11.00)
88900000	CAP Move-Settlement	UZ	2000000468	11/17/2012	(4.21)
88900000	CAP Move-Settlement	UZ	2000000468	11/17/2012	(7.63)
88900000	CAP Move-Settlement	UZ	2000000467	11/17/2012	(1,172.33)
88900000	CAP Move-Settlement	UZ	2000000468	11/17/2012	(448.96)
88900000	CAP Move-Settlement	UZ	2000000468	11/17/2012	(813.15)
88900000	CAP Move-Settlement	UZ	2000000468	11/17/2012	(156.35)
88900000	CAP Move-Settlement	UZ	2000000467	11/17/2012	(108.34)
88900000	CAP Move-Settlement	UZ	2000000468	11/17/2012	(75.15)
88900000	CAP Move-Settlement	UZ	2000000468	11/17/2012	(41.50)
88900000	CAP Move-Settlement	UZ	2000000468	11/17/2012	(14.45)
88900000	CAP Move-Settlement	UZ	2000000468	11/17/2012	(92.78)
88900000	CAP Move-Settlement	UZ	2000000468	11/17/2012	(482.53)
88900000	CAP Move-Settlement	UZ	2000000468	11/17/2012	(695.67)
88900000	CAP Move-Settlement	UZ	2000000468	11/17/2012	(266.42)
88900000	CAP Move-Settlement	UZ	2000000467	11/17/2012	(2.33)
88900000	CAP Move-Settlement	UZ	2000000468	11/17/2012	(17.51)
88900000	CAP Move-Settlement	UZ	2000000468	11/17/2012	(6.71)
88900000	CAP Move-Settlement	UZ	2000000468	11/17/2012	(12.14)
88900000	CAP Move-Settlement	UZ	2000000467	11/17/2012	1,947.50
88900000	CAP Move-Settlement	UZ	2000000467	11/17/2012	2,385.00
88900000	CAP Move-Settlement	UZ	2000000467	11/17/2012	(61.21)
88900000	CAP Move-Settlement	UZ	2000000467	11/17/2012	(42.46)
88900000	CAP Move-Settlement	UZ	2000000467	11/17/2012	(23.44)
88900000	CAP Move-Settlement	UZ	2000000468	11/17/2012	(8.16)
88900000	CAP Move-Settlement	UZ	2000000467	11/17/2012	(17.23)
88900000	CAP Move-Settlement	UZ	2000000468	11/17/2012	(3.31)
88900000	CAP Move-Settlement	UZ	2000000468	11/17/2012	(24.85)
88900000	CAP Move-Settlement	UZ	2000000468	11/17/2012	(9.52)
88900000	CAP Move-Settlement	UZ	2000000467	11/17/2012	(8.73)
88900000	CAP Move-Settlement	UZ	2000000467	11/17/2012	(25.06)
88900000	CAP Move-Settlement	UZ	2000000468	11/17/2012	(65.44)

Kentucky American Water Company  
Case No. 2012-00520  
Response to PSC DR1, Item 31

Account	Description	Doc Type	Document Number	Posting Date	Amount
88900000	CAP Move-Settlement	UZ	2000000468	11/17/2012	(45.39)
88900000	CAP Move-Settlement	UZ	2000000467	11/17/2012	(124.66)
88900000	CAP Move-Settlement	UZ	2000000467	11/17/2012	(68.83)
88900000	CAP Move-Settlement	UZ	2000000467	11/17/2012	(179.73)
88900000	CAP Move-Settlement	UZ	2000000467	11/17/2012	(23.97)
88900000	CAP Move-Settlement	UZ	2000000467	11/17/2012	(13.99)
88900000	CAP Move-Settlement	UZ	2000000468	11/17/2012	(104.90)
88900000	CAP Move-Settlement	UZ	2000000468	11/17/2012	(40.17)
88900000	CAP Move-Settlement	UZ	2000000468	11/17/2012	(72.77)
88900000	CAP Move-Settlement	UZ	2000000467	11/17/2012	(141.23)
88900000	CAP Move-Settlement	UZ	2000000468	11/17/2012	(255.80)
88900000	CAP Move-Settlement	UZ	2000000468	11/17/2012	(49.18)
88900000	CAP Move-Settlement	UZ	2000000468	11/17/2012	(368.79)
88900000	CAP Move-Settlement	UZ	2000000467	11/17/2012	(41.50)
88900000	CAP Move-Settlement	UZ	2000000467	11/17/2012	(75.15)
88900000	CAP Move-Settlement	UZ	2000000467	11/17/2012	(108.34)
88900000	CAP Move-Settlement	UZ	2000000468	11/17/2012	(14.45)
51510000	Purchased Power	ZF	5000002920	11/18/2012	6,380.62
51510000	Purchased Power	ZF	5000002920	11/18/2012	870.08
68520100	Tax Discounts	ZF	5000002920	11/18/2012	(1,500.00)
68520100	Tax Discounts	ZF	5000002920	11/18/2012	(0.18)
40111000	Res Sales Billed	ZA	9400001351	11/19/2012	(4.92)
40111000	Res Sales Billed	ZA	9400001351	11/19/2012	(7.54)
40111000	Res Sales Billed	ZA	9400001351	11/19/2012	(156,860.88)
40121000	Com Sales Billed	ZA	9400001351	11/19/2012	(1,187.50)
40121000	Com Sales Billed	ZA	9400001351	11/19/2012	(155,542.80)
40131000	Ind Sales Billed	ZA	9400001351	11/19/2012	(483.06)
40145000	Priv Fire Billed	ZA	9400001351	11/19/2012	(16,686.31)
40151000	Publ Auth Billed	ZA	9400001351	11/19/2012	(23,263.65)
40171000	Misc Sales Billed	ZA	9400001351	11/19/2012	(267.50)
40211000	Dom WW Svc Billed	ZA	9400001351	11/19/2012	(17.27)
40310400	OthRev-NSF Ck Chrg	ZA	9400001351	11/19/2012	(36.00)
40310500	OthRev-Appl/InitFee	ZA	9400001351	11/19/2012	26.00
40310500	OthRev-Appl/InitFee	ZA	9400001351	11/19/2012	(78.00)
40310500	OthRev-Appl/InitFee	ZA	9400001351	11/19/2012	(1,950.00)
40310700	OthRev-Reconnct Fee	ZA	9400001351	11/19/2012	(494.00)
52000000	M&S Expense (O&M)	KR	5000003138	11/19/2012	2,208.78
52000000	M&S Expense (O&M)	KR	5000003138	11/19/2012	1,211.69
52500000	Misc Expense (O&M)	KR	5000003137	11/19/2012	259.06
52500000	Misc Expense (O&M)	KR	5000003139	11/19/2012	228.70
52500000	Misc Expense (O&M)	KR	5000003140	11/19/2012	78.44
52514905	Cust Edu Comm-Printd	KR	5000003147	11/19/2012	185.50
52514905	Cust Edu Comm-Printd	KR	5000003147	11/19/2012	185.50
52527000	Directors Fees	ZF	5000003062	11/19/2012	3,333.00
52532000	Electricity	ZN	5000003143	11/19/2012	35.44
52534000	Employee Expenses	ZI	9000001203	11/19/2012	203.02
52534000	Employee Expenses	ZI	9000001230	11/19/2012	360.68
52535000	Meals Deductible	ZI	9000001200	11/19/2012	17.63
52535000	Meals Deductible	ZI	9000001201	11/19/2012	3.99
52535000	Meals Deductible	ZI	9000001202	11/19/2012	25.84
52535000	Meals Deductible	ZI	9000001204	11/19/2012	9.14
52535000	Meals Deductible	ZI	9000001229	11/19/2012	7.68
52549000	Injuries and Damages	ZF	5000003084	11/19/2012	10,335.00
52586000	PO Small Differences	RE	5000003160	11/19/2012	(18.02)
53110000	Contr Svc-Eng	KR	5000003131	11/19/2012	3,040.58
53110000	Contr Svc-Eng	UZ	2000000469	11/19/2012	(3,040.58)
53150000	Contr Svc-Other	WE	5000003136	11/19/2012	7,000.00
53150000	Contr Svc-Other	KR	5000003141	11/19/2012	639.90
53150000	Contr Svc-Other	KR	5000003145	11/19/2012	951.88
53150000	Contr Svc-Other	KR	5000003150	11/19/2012	50.14
53150000	Contr Svc-Other	WE	5000003395	11/19/2012	(7,000.00)
53150000	Contr Svc-Other	WE	5000003397	11/19/2012	7,000.00
53150000	Contr Svc-Other	UZ	2000000469	11/19/2012	(7,000.00)
53150000	Contr Svc-Other	UZ	2000000469	11/19/2012	(14,903.49)
53150000	Contr Svc-Other	UZ	2000000469	11/19/2012	16,935.66
53150000	Contr Svc-Other	UZ	2000000471	11/19/2012	506.19
53150000	Contr Svc-Other	UZ	2000000471	11/19/2012	1,353.42
53150000	Contr Svc-Other	UZ	2000000471	11/19/2012	2,703.84
53150000	Contr Svc-Other	UZ	2000000471	11/19/2012	23.22
53150000	Contr Svc-Other	UZ	2000000471	11/19/2012	10,485.06
53155000	Contr Svc-Legal	ZF	5000003151	11/19/2012	379.00
53155000	Contr Svc-Legal	ZF	5000003152	11/19/2012	11,124.40
53155000	Contr Svc-Legal	ZF	5000003153	11/19/2012	11,667.50
53155000	Contr Svc-Legal	ZF	5000003154	11/19/2012	1,102.20
53155000	Contr Svc-Legal	ZF	5000003155	11/19/2012	6,100.60
53155000	Contr Svc-Legal	ZF	5000003156	11/19/2012	16,339.90
53155000	Contr Svc-Legal	ZF	5000003157	11/19/2012	198.00

Kentucky American Water Company  
Case No. 2012-00520  
Response to PSC DR1, Item 31

Account	Description	Doc Type	Document Number	Posting Date	Amount
53155000	Contr Svc-Legal	ZF	5000003158	11/19/2012	63,727.41
53155000	Contr Svc-Legal	UZ	2000000473	11/19/2012	(27,464.30)
55000000	Transportation (O&M)	KR	5000003142	11/19/2012	396.65
55000000	Transportation (O&M)	KR	5000003144	11/19/2012	668.68
57010000	Uncoll Accts Exp	ZA	9400001351	11/19/2012	(555.08)
88107000	CAP Move-CWIP	UZ	2000000470	11/19/2012	7,000.00
88107000	CAP Move-CWIP	UZ	2000000470	11/19/2012	14,903.49
88107000	CAP Move-CWIP	UZ	2000000470	11/19/2012	(16,935.66)
88107000	CAP Move-CWIP	UZ	2000000472	11/19/2012	(506.19)
88107000	CAP Move-CWIP	UZ	2000000472	11/19/2012	(1,353.42)
88107000	CAP Move-CWIP	UZ	2000000470	11/19/2012	3,040.58
88107000	CAP Move-CWIP	UZ	2000000474	11/19/2012	27,464.30
88107000	CAP Move-CWIP	UZ	2000000472	11/19/2012	(2,352.34)
88107000	CAP Move-CWIP	UZ	2000000472	11/19/2012	(20.20)
88107000	CAP Move-CWIP	UZ	2000000472	11/19/2012	(10,485.06)
88257100	CAP Move-RWIP	UZ	2000000472	11/19/2012	(351.50)
88257100	CAP Move-RWIP	UZ	2000000472	11/19/2012	(3.02)
88900000	CAP Move-Settlement	UZ	2000000470	11/19/2012	(7,000.00)
88900000	CAP Move-Settlement	UZ	2000000470	11/19/2012	(14,903.49)
88900000	CAP Move-Settlement	UZ	2000000470	11/19/2012	16,935.66
88900000	CAP Move-Settlement	UZ	2000000472	11/19/2012	506.19
88900000	CAP Move-Settlement	UZ	2000000472	11/19/2012	1,353.42
88900000	CAP Move-Settlement	UZ	2000000470	11/19/2012	(3,040.58)
88900000	CAP Move-Settlement	UZ	2000000474	11/19/2012	(27,464.30)
88900000	CAP Move-Settlement	UZ	2000000472	11/19/2012	2,703.84
88900000	CAP Move-Settlement	UZ	2000000472	11/19/2012	23.22
88900000	CAP Move-Settlement	UZ	2000000472	11/19/2012	10,485.06
40111000	Res Sales Billed	ZA	9400001353	11/20/2012	(71.20)
40111000	Res Sales Billed	ZA	9400001353	11/20/2012	(11,048.25)
40111000	Res Sales Billed	ZA	9400001353	11/20/2012	(188,268.43)
40121000	Com Sales Billed	ZA	9400001353	11/20/2012	(1,214.88)
40121000	Com Sales Billed	ZA	9400001353	11/20/2012	(78,295.93)
40131000	Ind Sales Billed	ZA	9400001353	11/20/2012	(138.38)
40131000	Ind Sales Billed	ZA	9400001353	11/20/2012	(110.01)
40145000	Priv Fire Billed	ZA	9400001353	11/20/2012	(3,529.47)
40151000	Publ Auth Billed	ZA	9400001353	11/20/2012	63.86
40161000	Sls/Rsle Billed	ZA	9400001353	11/20/2012	(76.07)
40171000	Misc Sales Billed	ZA	9400001353	11/20/2012	(20.60)
40211000	Dom WW Svc Billed	ZA	9400001353	11/20/2012	(1,705.65)
40221000	Com WW Svc Billed	ZA	9400001353	11/20/2012	(341.05)
40231000	Ind WW Svc Billed	ZA	9400001353	11/20/2012	(29.83)
40310400	OthRev-NSF Ck Chrg	ZA	9400001353	11/20/2012	(60.00)
40310500	OthRev-Appl/InitFee	ZA	9400001353	11/20/2012	(832.00)
40310500	OthRev-Appl/InitFee	ZA	9400001353	11/20/2012	(1,040.00)
40310700	OthRev-Reconnct Fee	ZA	9400001353	11/20/2012	(676.00)
40310700	OthRev-Reconnct Fee	ZA	9400001353	11/20/2012	(26.00)
50452000	Emp Physical Exams	KR	5000003167	11/20/2012	56.35
50457000	Training	ZI	9000001504	11/20/2012	50.86
51510000	Purchased Power	ZN	5000003164	11/20/2012	67.86
51510000	Purchased Power	ZN	5000003164	11/20/2012	43.15
51510000	Purchased Power	ZN	5000003164	11/20/2012	19.39
52500000	Misc Expense (O&M)	WE	5000003161	11/20/2012	18,272.28
52500000	Misc Expense (O&M)	WE	5000003170	11/20/2012	5,325.90
52500000	Misc Expense (O&M)	UZ	2000000476	11/20/2012	(18,272.28)
52500000	Misc Expense (O&M)	UZ	2000000478	11/20/2012	(5,325.90)
52510000	Bank Svc Charges	KR	5000003163	11/20/2012	7,530.19
52520000	Collection Agencies	KR	5000003168	11/20/2012	301.85
52532000	Electricity	ZN	5000003164	11/20/2012	18.66
52532000	Electricity	ZN	5000003164	11/20/2012	192.31
52532000	Electricity	ZN	5000003164	11/20/2012	29.91
52532000	Electricity	ZN	5000003164	11/20/2012	36.17
52532000	Electricity	ZN	5000003164	11/20/2012	62.19
52532000	Electricity	ZN	5000003164	11/20/2012	20.32
52535000	Meals Deductible	ZF	5000003166	11/20/2012	60.00
52548000	Heating Oil/Gas	ZN	5000003164	11/20/2012	8.98
52574100	Cell Phone	ZI	9000001420	11/20/2012	200.00
52574100	Cell Phone	ZC	9400001352	11/20/2012	214.21
53150000	Contr Svc-Other	WE	5000003162	11/20/2012	10,000.00
53150000	Contr Svc-Other	WE	5000003169	11/20/2012	1,250.00
53150000	Contr Svc-Other	KR	5000003173	11/20/2012	3,221.30
53150000	Contr Svc-Other	UZ	2000000478	11/20/2012	(1,250.00)
57010000	Uncoll Accts Exp	ZA	9400001353	11/20/2012	(838.49)
72802100	CIAC Rcpt Non-SrvClr	DR	4000003936	11/20/2012	(817.00)
72802100	CIAC Rcpt Non-SrvClr	DR	4000003941	11/20/2012	(4,085.00)
72802100	CIAC Rcpt Non-SrvClr	DR	4000003946	11/20/2012	(817.00)
72802100	CIAC Rcpt Non-SrvClr	DR	4000003949	11/20/2012	(817.00)
88107000	CAP Move-CWIP	UZ	2000000479	11/20/2012	975.00



Kentucky American Water Company  
Case No. 2012-00520  
Response to PSC DR1, Item 31

Account	Description	Doc Type	Document Number	Posting Date	Amount
88107000	CAP Move-CWIP	UZ	2000000475	11/20/2012	18,089.56
88107000	CAP Move-CWIP	UZ	2000000479	11/20/2012	4,793.31
88257100	CAP Move-RWIP	UZ	2000000479	11/20/2012	275.00
88257100	CAP Move-RWIP	UZ	2000000475	11/20/2012	182.72
88257100	CAP Move-RWIP	UZ	2000000479	11/20/2012	532.59
88900000	CAP Move-Settlement	UZ	2000000479	11/20/2012	(1,250.00)
88900000	CAP Move-Settlement	UZ	2000000475	11/20/2012	(18,272.28)
88900000	CAP Move-Settlement	UZ	2000000479	11/20/2012	(5,325.90)
40111000	Res Sales Billed	ZA	9400001354	11/21/2012	(20.83)
40111000	Res Sales Billed	ZA	9400001354	11/21/2012	(8.13)
40111000	Res Sales Billed	ZA	9400001354	11/21/2012	(6.66)
40111000	Res Sales Billed	ZA	9400001354	11/21/2012	(246,451.30)
40121000	Com Sales Billed	ZA	9400001354	11/21/2012	(145,275.12)
40145000	Priv Fire Billed	ZA	9400001354	11/21/2012	(7,289.65)
40151000	Publ Auth Billed	ZA	9400001354	11/21/2012	(7,389.59)
40171000	Misc Sales Billed	ZA	9400001354	11/21/2012	(1,945.75)
40211000	Dom WW Svc Billed	ZA	9400001354	11/21/2012	(20.75)
40310400	OthRev-NSF Ck Chrg	ZA	9400001354	11/21/2012	(48.00)
40310500	OthRev-Appl/InitFee	ZA	9400001354	11/21/2012	(26.00)
40310500	OthRev-Appl/InitFee	ZA	9400001354	11/21/2012	(3,302.00)
40310700	OthRev-Reconnct Fee	ZA	9400001354	11/21/2012	(936.00)
50510000	PBOP Expense	SA	100001854	11/21/2012	(4,197.00)
50510000	PBOP Expense	SA	100001925	11/21/2012	(359.60)
52000000	M&S Expense (O&M)	KR	5000003183	11/21/2012	977.13
52000000	M&S Expense (O&M)	KR	5000003184	11/21/2012	1,068.37
52000000	M&S Expense (O&M)	KR	5000003193	11/21/2012	165.55
52000000	M&S Expense (O&M)	KR	5000003200	11/21/2012	2.47
52000000	M&S Expense (O&M)	KR	5000003207	11/21/2012	49.61
52000000	M&S Expense (O&M)	ZI	9000001231	11/21/2012	6.33
52000000	M&S Expense (O&M)	ZI	9000001469	11/21/2012	47.64
52000000	M&S Expense (O&M)	ZI	9000001509	11/21/2012	386.79
52000000	M&S Expense (O&M)	ZI	9000001511	11/21/2012	227.86
52500000	Misc Expense (O&M)	RE	5000003199	11/21/2012	(301.47)
52500000	Misc Expense (O&M)	UZ	2000000487	11/21/2012	301.47
52514905	Cust Edu Comm-Printd	KR	5000003209	11/21/2012	715.42
52532000	Electricity	ZN	5000003210	11/21/2012	31.56
52534000	Employee Expenses	ZI	9000001283	11/21/2012	20.00
52534000	Employee Expenses	ZI	9000001302	11/21/2012	27.00
52534000	Employee Expenses	ZI	9000001363	11/21/2012	258.38
52535000	Meals Deductible	ZI	9000001324	11/21/2012	5.50
52535000	Meals Deductible	ZI	9000001339	11/21/2012	57.16
52535000	Meals Deductible	ZI	9000001482	11/21/2012	5.18
52535000	Meals Deductible	ZI	9000001520	11/21/2012	83.21
52550000	Janitorial	KR	5000003187	11/21/2012	1,325.00
52550000	Janitorial	ZI	9000001470	11/21/2012	30.48
52550000	Janitorial	ZI	9000001483	11/21/2012	4.27
52554500	Lab Supplies	ZI	9000001510	11/21/2012	740.19
52562000	Office Supplies	KR	5000003186	11/21/2012	228.22
52562000	Office Supplies	KR	5000003189	11/21/2012	54.47
52571100	Add'l Security Costs	KR	5000003188	11/21/2012	1,008.75
52582000	Uniforms	ZI	9000001483	11/21/2012	29.60
52582000	Uniforms	ZI	9000001483	11/21/2012	21.25
52582000	Uniforms	ZI	9000001483	11/21/2012	4.81
52582000	Uniforms	ZI	9000001523	11/21/2012	163.67
52582000	Uniforms	ZI	9000001524	11/21/2012	39.28
52583000	Water & WW	KR	5000003194	11/21/2012	106.74
53150000	Contr Svc-Other	WE	5000003176	11/21/2012	146.28
53150000	Contr Svc-Other	WE	5000003177	11/21/2012	249.00
53150000	Contr Svc-Other	WE	5000003178	11/21/2012	360.00
53150000	Contr Svc-Other	KR	5000003185	11/21/2012	1,060.00
53150000	Contr Svc-Other	KR	5000003187	11/21/2012	1,017.60
53150000	Contr Svc-Other	KR	5000003195	11/21/2012	45.82
53150000	Contr Svc-Other	KR	5000003196	11/21/2012	413.40
53150000	Contr Svc-Other	KR	5000003201	11/21/2012	113.79
53150000	Contr Svc-Other	KR	5000003202	11/21/2012	105.67
53150000	Contr Svc-Other	KR	5000003203	11/21/2012	101.76
53150000	Contr Svc-Other	KR	5000003204	11/21/2012	106.67
53150000	Contr Svc-Other	KR	5000003205	11/21/2012	105.85
53150000	Contr Svc-Other	KR	5000003206	11/21/2012	111.94
53150000	Contr Svc-Other	UZ	2000000485	11/21/2012	(413.40)
53150000	Contr Svc-Other	UZ	2000000480	11/21/2012	(146.28)
53150000	Contr Svc-Other	UZ	2000000480	11/21/2012	(360.00)
53150000	Contr Svc-Other	UZ	2000000480	11/21/2012	(249.00)
53151000	Contr Svc-Temp EE	RV	4500000003	11/21/2012	(451.50)
53151000	Contr Svc-Temp EE	KR	5000003179	11/21/2012	729.28
53151000	Contr Svc-Temp EE	KR	5000003179	11/21/2012	661.44
53151000	Contr Svc-Temp EE	KR	5000003180	11/21/2012	729.28

Kentucky American Water Company  
Case No. 2012-00520  
Response to PSC DR1, Item 31

Account	Description	Doc Type	Document Number	Posting Date	Amount
53151000	Contr Svc-Temp EE	KR	5000003181	11/21/2012	911.60
53151000	Contr Svc-Temp EE	KR	5000003182	11/21/2012	727.46
57010000	Uncoll Accts Exp	ZA	9400001354	11/21/2012	32.46
57010000	Uncoll Accts Exp	ZA	9400001354	11/21/2012	(217.26)
72801100	Adv Rcpt Non-Srv Clr	ZF	5000003191	11/21/2012	(15,219.97)
72801100	Adv Rcpt Non-Srv Clr	UZ	2000000480	11/21/2012	15,219.97
72802100	CIAC Rcpt Non-SrvClr	ZF	5000003190	11/21/2012	6,908.32
72802100	CIAC Rcpt Non-SrvClr	UZ	2000000480	11/21/2012	(6,908.32)
88106000	CAP Move-CCNC	UN	2000000484	11/21/2012	4.01
88106000	CAP Move-CCNC	UN	2000000484	11/21/2012	72.19
88106000	CAP Move-CCNC	UN	2000000484	11/21/2012	4.01
88106000	CAP Move-CCNC	UN	2000000484	11/21/2012	8,296.60
88106000	CAP Move-CCNC	UN	2000000484	11/21/2012	(106.30)
88106000	CAP Move-CCNC	UN	2000000484	11/21/2012	(10.13)
88106000	CAP Move-CCNC	UN	2000000484	11/21/2012	(354.33)
88106000	CAP Move-CCNC	UN	2000000484	11/21/2012	(25.31)
88106000	CAP Move-CCNC	UN	2000000484	11/21/2012	(10.12)
88106000	CAP Move-CCNC	UN	2000000484	11/21/2012	(67.67)
88106000	CAP Move-CCNC	UN	2000000484	11/21/2012	(13.53)
88106000	CAP Move-CCNC	UN	2000000484	11/21/2012	(175.94)
88106000	CAP Move-CCNC	UN	2000000484	11/21/2012	(13.55)
88106000	CAP Move-CCNC	UN	2000000484	11/21/2012	(1,082.73)
88106000	CAP Move-CCNC	UN	2000000484	11/21/2012	195.05
88106000	CAP Move-CCNC	UN	2000000484	11/21/2012	195.05
88106000	CAP Move-CCNC	UN	2000000484	11/21/2012	195.07
88106000	CAP Move-CCNC	UN	2000000484	11/21/2012	2,711.06
88106000	CAP Move-CCNC	UN	2000000484	11/21/2012	114.51
88106000	CAP Move-CCNC	UN	2000000484	11/21/2012	343.56
88106000	CAP Move-CCNC	UN	2000000484	11/21/2012	114.52
88106000	CAP Move-CCNC	UN	2000000484	11/21/2012	114.52
88106000	CAP Move-CCNC	UN	2000000484	11/21/2012	270.50
88106000	CAP Move-CCNC	UN	2000000484	11/21/2012	241.91
88106000	CAP Move-CCNC	UN	2000000484	11/21/2012	241.91
88106000	CAP Move-CCNC	UN	2000000484	11/21/2012	241.91
88106000	CAP Move-CCNC	UN	2000000484	11/21/2012	241.91
88106000	CAP Move-CCNC	UN	2000000484	11/21/2012	224.54
88106000	CAP Move-CCNC	UN	2000000484	11/21/2012	224.54
88106000	CAP Move-CCNC	UN	2000000484	11/21/2012	224.54
88106000	CAP Move-CCNC	UN	2000000484	11/21/2012	449.06
88106000	CAP Move-CCNC	UN	2000000484	11/21/2012	210.96
88106000	CAP Move-CCNC	UN	2000000484	11/21/2012	210.97
88106000	CAP Move-CCNC	UN	2000000484	11/21/2012	210.97
88106000	CAP Move-CCNC	UN	2000000484	11/21/2012	227.27
88106000	CAP Move-CCNC	UN	2000000484	11/21/2012	227.27
88106000	CAP Move-CCNC	UN	2000000484	11/21/2012	227.24
88106000	CAP Move-CCNC	UN	2000000484	11/21/2012	681.81
88106000	CAP Move-CCNC	UN	2000000484	11/21/2012	21.15
88106000	CAP Move-CCNC	UN	2000000484	11/21/2012	(49.18)
88106000	CAP Move-CCNC	UN	2000000484	11/21/2012	(49.17)
88106000	CAP Move-CCNC	UN	2000000484	11/21/2012	(20.20)
88106000	CAP Move-CCNC	UN	2000000484	11/21/2012	239.44
88106000	CAP Move-CCNC	UN	2000000484	11/21/2012	4,270.75
88106000	CAP Move-CCNC	UN	2000000484	11/21/2012	3,475.17
88106000	CAP Move-CCNC	UN	2000000484	11/21/2012	146.28
88106000	CAP Move-CCNC	UN	2000000484	11/21/2012	360.00
88106000	CAP Move-CCNC	UN	2000000484	11/21/2012	249.00
88106000	CAP Move-CCNC	UN	2000000484	11/21/2012	231.83
88106000	CAP Move-CCNC	UN	2000000484	11/21/2012	239.44
88106000	CAP Move-CCNC	UN	2000000484	11/21/2012	975.00
88107000	CAP Move-CWIP	UN	2000000484	11/21/2012	(80.21)
88107000	CAP Move-CWIP	UN	2000000484	11/21/2012	(8,296.60)
88107000	CAP Move-CWIP	UN	2000000484	11/21/2012	506.19
88107000	CAP Move-CWIP	UN	2000000484	11/21/2012	1,353.42
88107000	CAP Move-CWIP	UN	2000000484	11/21/2012	(585.17)
88107000	CAP Move-CWIP	UN	2000000484	11/21/2012	(2,711.06)
88107000	CAP Move-CWIP	UZ	2000000486	11/21/2012	413.40
88107000	CAP Move-CWIP	UN	2000000484	11/21/2012	(687.11)
88107000	CAP Move-CWIP	UN	2000000484	11/21/2012	(270.50)
88107000	CAP Move-CWIP	UN	2000000484	11/21/2012	(725.73)
88107000	CAP Move-CWIP	UN	2000000484	11/21/2012	(1,122.68)
88107000	CAP Move-CWIP	UN	2000000484	11/21/2012	(632.90)
88107000	CAP Move-CWIP	UN	2000000484	11/21/2012	(1,363.59)
88107000	CAP Move-CWIP	UN	2000000484	11/21/2012	(21.15)
88107000	CAP Move-CWIP	UN	2000000484	11/21/2012	98.35
88107000	CAP Move-CWIP	UN	2000000484	11/21/2012	20.20
88107000	CAP Move-CWIP	UN	2000000484	11/21/2012	(239.44)
88107000	CAP Move-CWIP	UN	2000000484	11/21/2012	(4,270.75)
88107000	CAP Move-CWIP	UN	2000000484	11/21/2012	(3,475.17)

Kentucky American Water Company  
Case No. 2012-00520  
Response to PSC DR1, Item 31

Account	Description	Doc Type	Document Number	Posting Date	Amount
88107000	CAP Move-CWIP	UZ	2000000481	11/21/2012	146.28
88107000	CAP Move-CWIP	UN	2000000484	11/21/2012	(146.28)
88107000	CAP Move-CWIP	UZ	2000000481	11/21/2012	360.00
88107000	CAP Move-CWIP	UN	2000000484	11/21/2012	(360.00)
88107000	CAP Move-CWIP	UZ	2000000481	11/21/2012	249.00
88107000	CAP Move-CWIP	UN	2000000484	11/21/2012	(249.00)
88107000	CAP Move-CWIP	UN	2000000484	11/21/2012	(231.83)
88107000	CAP Move-CWIP	UN	2000000484	11/21/2012	(239.44)
88107000	CAP Move-CWIP	UN	2000000484	11/21/2012	(975.00)
88107000	CAP Move-CWIP	UZ	2000000488	11/21/2012	(271.32)
88252100	CAP Move-ADV NT	UN	2000000484	11/21/2012	(15,219.97)
88252170	CAP Move-ADV NT WIP	UZ	2000000481	11/21/2012	(15,219.97)
88252170	CAP Move-ADV NT WIP	UN	2000000484	11/21/2012	15,219.97
88257100	CAP Move-RWIP	UZ	2000000488	11/21/2012	(30.15)
88271100	CAP Move-CIAC NT	UN	2000000484	11/21/2012	2,789.90
88271100	CAP Move-CIAC NT	UN	2000000484	11/21/2012	4,118.42
88271100	CAP Move-CIAC NT	UN	2000000484	11/21/2012	(29,412.00)
88271100	CAP Move-CIAC NT	UN	2000000484	11/21/2012	(1,204.00)
88271170	CAP Move-CIAC NT WIP	UZ	2000000481	11/21/2012	6,908.32
88271170	CAP Move-CIAC NT WIP	UN	2000000484	11/21/2012	(6,908.32)
88271170	CAP Move-CIAC NT WIP	UN	2000000484	11/21/2012	29,412.00
88271170	CAP Move-CIAC NT WIP	UN	2000000484	11/21/2012	1,204.00
88900000	CAP Move-Settlement	UZ	2000000481	11/21/2012	15,219.97
88900000	CAP Move-Settlement	UZ	2000000481	11/21/2012	(6,908.32)
88900000	CAP Move-Settlement	UZ	2000000486	11/21/2012	(413.40)
88900000	CAP Move-Settlement	UZ	2000000481	11/21/2012	(146.28)
88900000	CAP Move-Settlement	UZ	2000000481	11/21/2012	(360.00)
88900000	CAP Move-Settlement	UZ	2000000481	11/21/2012	(249.00)
88900000	CAP Move-Settlement	UZ	2000000488	11/21/2012	301.47
72802100	CIAC Rcpt Non-SrvClr	UZ	2000000489	11/22/2012	6,536.00
88271170	CAP Move-CIAC NT WIP	UZ	2000000490	11/22/2012	(6,536.00)
88900000	CAP Move-Settlement	UZ	2000000490	11/22/2012	6,536.00
53150000	Contr Svc-Other	ZI	9000001410	11/23/2012	103.85
53150000	Contr Svc-Other	ZI	9000001463	11/23/2012	104.60
53150000	Contr Svc-Other	ZI	9000001473	11/23/2012	784.65
68520100	Tax Discounts	ZU	2000000464	11/23/2012	(7.12)
52000000	M&S Expense (O&M)	ZI	9000001318	11/25/2012	232.52
52000000	M&S Expense (O&M)	ZI	9000001392	11/25/2012	12.06
52000000	M&S Expense (O&M)	ZI	9000001393	11/25/2012	47.63
52000000	M&S Expense (O&M)	ZI	9000001494	11/25/2012	59.36
52500000	Misc Expense (O&M)	ZI	9000001178	11/25/2012	21.19
52500000	Misc Expense (O&M)	ZI	9000001179	11/25/2012	19.08
52500000	Misc Expense (O&M)	ZI	9000001218	11/25/2012	31.96
52500000	Misc Expense (O&M)	ZI	9000001322	11/25/2012	170.66
52500000	Misc Expense (O&M)	ZI	9000001448	11/25/2012	16.77
52535000	Meals Deductible	ZI	9000001328	11/25/2012	22.48
52535000	Meals Deductible	ZI	9000001356	11/25/2012	9.95
52535000	Meals Deductible	ZI	9000001423	11/25/2012	18.61
52535000	Meals Deductible	ZI	9000001443	11/25/2012	6.55
52535000	Meals Deductible	ZI	9000001444	11/25/2012	12.61
52535000	Meals Deductible	ZI	9000001445	11/25/2012	15.14
52582000	Uniforms	ZI	9000001395	11/25/2012	111.30
55000000	Transportation (O&M)	ZI	9000001310	11/25/2012	4.23
55000000	Transportation (O&M)	ZI	9000001329	11/25/2012	30.05
55000000	Transportation (O&M)	ZI	9000001399	11/25/2012	(12.72)
55000000	Transportation (O&M)	ZI	9000001400	11/25/2012	179.13
55000000	Transportation (O&M)	ZI	9000001416	11/25/2012	16.03
55000000	Transportation (O&M)	ZI	9000001516	11/25/2012	15.55
40111000	Res Sales Billed	ZA	9400001392	11/26/2012	(5.64)
40111000	Res Sales Billed	ZA	9400001392	11/26/2012	(33.23)
40111000	Res Sales Billed	ZA	9400001392	11/26/2012	(190,765.91)
40121000	Com Sales Billed	ZA	9400001392	11/26/2012	(93,644.07)
40131000	Ind Sales Billed	ZA	9400001392	11/26/2012	(3,167.82)
40145000	Priv Fire Billed	ZA	9400001392	11/26/2012	(8,487.55)
40151000	Publ Auth Billed	ZA	9400001392	11/26/2012	(32,637.64)
40211000	Dom WW Svc Billed	ZA	9400001392	11/26/2012	(10.94)
40310400	OthRev-NSF Ck Chrg	ZA	9400001392	11/26/2012	12.00
40310400	OthRev-NSF Ck Chrg	ZA	9400001392	11/26/2012	(48.00)
40310500	OthRev-Appl/InitFee	ZA	9400001392	11/26/2012	(104.00)
40310500	OthRev-Appl/InitFee	ZA	9400001392	11/26/2012	(2,392.00)
40310700	OthRev-Reconnct Fee	ZA	9400001392	11/26/2012	(962.00)
50450000	Other Welfare	SA	100001865	11/26/2012	450.00
50452000	Emp Physical Exams	KR	5000003224	11/26/2012	161.35
50457000	Training	ZI	9000001222	11/26/2012	82.60
52000000	M&S Expense (O&M)	KR	5000003234	11/26/2012	78,677.17
52000000	M&S Expense (O&M)	WA	5000003235	11/26/2012	5.78
52000000	M&S Expense (O&M)	WA	5000003235	11/26/2012	7.10

Kentucky American Water Company  
Case No. 2012-00520  
Response to PSC DR1, Item 31

Account	Description	Doc Type	Document Number	Posting Date	Amount
52000000	M&S Expense (O&M)	WA	5000003235	11/26/2012	27.30
52000000	M&S Expense (O&M)	WA	5000003235	11/26/2012	40.76
52000000	M&S Expense (O&M)	WA	5000003235	11/26/2012	8.76
52000000	M&S Expense (O&M)	WA	5000003236	11/26/2012	23.70
52000000	M&S Expense (O&M)	WA	5000003236	11/26/2012	32.72
52000000	M&S Expense (O&M)	WA	5000003236	11/26/2012	46.36
52000000	M&S Expense (O&M)	WA	5000003237	11/26/2012	8.07
52000000	M&S Expense (O&M)	WA	5000003237	11/26/2012	58.99
52000000	M&S Expense (O&M)	WA	5000003237	11/26/2012	27.30
52000000	M&S Expense (O&M)	WA	5000003237	11/26/2012	40.76
52000000	M&S Expense (O&M)	WA	5000003237	11/26/2012	8.76
52000000	M&S Expense (O&M)	KR	5000003238	11/26/2012	28,441.28
52000000	M&S Expense (O&M)	ZI	9000001173	11/26/2012	298.73
52000000	M&S Expense (O&M)	ZI	9000001212	11/26/2012	25.41
52000000	M&S Expense (O&M)	ZI	9000001240	11/26/2012	14.69
52000000	M&S Expense (O&M)	ZI	9000001256	11/26/2012	155.84
52000000	M&S Expense (O&M)	ZI	9000001344	11/26/2012	63.56
52000000	M&S Expense (O&M)	ZI	9000001355	11/26/2012	32.27
52000000	M&S Expense (O&M)	ZI	9000001384	11/26/2012	1,009.67
52000000	M&S Expense (O&M)	ZI	9000001440	11/26/2012	6.27
52000000	M&S Expense (O&M)	ZI	9000001452	11/26/2012	39.61
52000000	M&S Expense (O&M)	ZI	9000001464	11/26/2012	19.08
52000000	M&S Expense (O&M)	ZI	9000001488	11/26/2012	146.62
52500000	Misc Expense (O&M)	SA	100001862	11/26/2012	(0.01)
52500000	Misc Expense (O&M)	SX	100001863	11/26/2012	219.74
52500000	Misc Expense (O&M)	KR	5000003216	11/26/2012	19.02
52500000	Misc Expense (O&M)	WE	5000003226	11/26/2012	16,006.00
52500000	Misc Expense (O&M)	ZI	9000001211	11/26/2012	10.58
52500000	Misc Expense (O&M)	ZI	9000001257	11/26/2012	(40.30)
52500000	Misc Expense (O&M)	ZI	9000001258	11/26/2012	40.30
52500000	Misc Expense (O&M)	ZI	9000001259	11/26/2012	40.28
52500000	Misc Expense (O&M)	UZ	2000000491	11/26/2012	(16,006.00)
52534000	Employee Expenses	ZI	9000001238	11/26/2012	25.00
52534000	Employee Expenses	ZI	9000001281	11/26/2012	20.00
52534000	Employee Expenses	ZI	9000001298	11/26/2012	27.00
52534000	Employee Expenses	ZI	9000001301	11/26/2012	322.00
52534000	Employee Expenses	ZI	9000001364	11/26/2012	228.88
52534000	Employee Expenses	ZI	9000001368	11/26/2012	35.25
52535000	Meals Deductible	ZI	9000001185	11/26/2012	6.14
52535000	Meals Deductible	ZI	9000001186	11/26/2012	15.67
52535000	Meals Deductible	ZI	9000001194	11/26/2012	27.91
52535000	Meals Deductible	ZI	9000001221	11/26/2012	81.83
52535000	Meals Deductible	ZI	9000001228	11/26/2012	15.89
52535000	Meals Deductible	ZI	9000001237	11/26/2012	17.06
52535000	Meals Deductible	ZI	9000001250	11/26/2012	99.18
52535000	Meals Deductible	ZI	9000001282	11/26/2012	36.46
52535000	Meals Deductible	ZI	9000001300	11/26/2012	18.14
52535000	Meals Deductible	ZI	9000001343	11/26/2012	72.72
52535000	Meals Deductible	ZI	9000001425	11/26/2012	3.71
52535000	Meals Deductible	ZI	9000001439	11/26/2012	11.72
52535000	Meals Deductible	ZI	9000001461	11/26/2012	18.22
52535000	Meals Deductible	ZI	9000001489	11/26/2012	9.52
52562500	Overnight Shippng	KR	5000003217	11/26/2012	153.30
52562500	Overnight Shippng	KR	5000003220	11/26/2012	250.44
52574000	Telephone	WE	5000003231	11/26/2012	20,022.55
52574000	Telephone	ZC	9400001390	11/26/2012	40.20
52574000	Telephone	ZC	9400001390	11/26/2012	186.57
52574000	Telephone	ZC	9400001390	11/26/2012	281.19
52574000	Telephone	ZC	9400001390	11/26/2012	2,482.81
52574000	Telephone	UZ	2000000499	11/26/2012	(20,022.55)
52574100	Cell Phone	ZC	9400001390	11/26/2012	14.95
52574100	Cell Phone	ZC	9400001390	11/26/2012	65.66
52574100	Cell Phone	ZC	9400001390	11/26/2012	68.87
52574100	Cell Phone	ZC	9400001390	11/26/2012	70.21
52574100	Cell Phone	ZC	9400001390	11/26/2012	71.19
52574100	Cell Phone	ZC	9400001390	11/26/2012	78.00
52574100	Cell Phone	ZC	9400001390	11/26/2012	197.02
52574100	Cell Phone	ZC	9400001390	11/26/2012	258.65
52574100	Cell Phone	ZC	9400001390	11/26/2012	290.26
52574100	Cell Phone	ZC	9400001390	11/26/2012	537.76
52574100	Cell Phone	ZC	9400001390	11/26/2012	672.68
52574100	Cell Phone	ZC	9400001390	11/26/2012	697.38
52574100	Cell Phone	ZC	9400001390	11/26/2012	1,094.25
52574100	Cell Phone	ZC	9400001390	11/26/2012	2,160.34
52578000	Trash Removal	KR	5000003228	11/26/2012	140.50
52582000	Uniforms	ZI	9000001197	11/26/2012	82.66
52583000	Water & WW	KR	5000003218	11/26/2012	50.59

Kentucky American Water Company  
Case No. 2012-00520  
Response to PSC DR1, Item 31

Account	Description	Doc Type	Document Number	Posting Date	Amount
52583000	Water & WW	KR	5000003219	11/26/2012	19.04
52583000	Water & WW	KR	5000003229	11/26/2012	19.43
53150000	Contr Svc-Other	SN	100001928	11/26/2012	(378.32)
53150000	Contr Svc-Other	KR	5000003221	11/26/2012	181.26
53150000	Contr Svc-Other	KR	5000003222	11/26/2012	168.11
53150000	Contr Svc-Other	KR	5000003223	11/26/2012	159.00
53150000	Contr Svc-Other	KR	5000003227	11/26/2012	159.00
53150000	Contr Svc-Other	KR	5000003233	11/26/2012	5,782.87
53150000	Contr Svc-Other	ZI	9000001487	11/26/2012	20.08
55000000	Transportation (O&M)	ZI	9000001187	11/26/2012	9.95
55000000	Transportation (O&M)	ZI	9000001299	11/26/2012	58.00
57010000	Uncoll Accts Exp	ZA	9400001392	11/26/2012	(28.51)
72801100	Adv Rcpt Non-Srv Clr	DR	4000004024	11/26/2012	(19,317.00)
72802100	CIAC Rcpt Non-SrvClr	DR	4000004024	11/26/2012	(12,376.00)
88107000	CAP Move-CWIP	UZ	2000000500	11/26/2012	20,022.55
88107000	CAP Move-CWIP	UZ	2000000492	11/26/2012	15,845.94
88257100	CAP Move-RWIP	UZ	2000000492	11/26/2012	160.06
88900000	CAP Move-Settlement	UZ	2000000500	11/26/2012	(20,022.55)
88900000	CAP Move-Settlement	UZ	2000000492	11/26/2012	(16,006.00)
40111000	Res Sales Billed	ZA	9400001393	11/27/2012	(148.21)
40111000	Res Sales Billed	ZA	9400001393	11/27/2012	(7.90)
40111000	Res Sales Billed	ZA	9400001393	11/27/2012	(165,027.98)
40121000	Com Sales Billed	ZA	9400001393	11/27/2012	(28,181.63)
40145000	Priv Fire Billed	ZA	9400001393	11/27/2012	(3,195.26)
40151000	Publ Auth Billed	ZA	9400001393	11/27/2012	(4,589.43)
40211000	Dom WW Svc Billed	ZA	9400001393	11/27/2012	(134.19)
40310400	OthRev-NSF Ck Chrg	ZA	9400001393	11/27/2012	(108.00)
40310500	OthRev-Appl/InitFee	ZA	9400001393	11/27/2012	26.00
40310500	OthRev-Appl/InitFee	ZA	9400001393	11/27/2012	(1,820.00)
40310700	OthRev-Reconnct Fee	ZA	9400001393	11/27/2012	(572.00)
50450000	Other Welfare	ZF	5000003264	11/27/2012	3,430.45
51110000	Waste Disposal	SA	100001864	11/27/2012	1,834.00
51110000	Waste Disposal	SA	100001864	11/27/2012	28,962.81
51110000	Waste Disposal	SA	100001864	11/27/2012	(33,217.00)
52000000	M&S Expense (O&M)	KR	5000003243	11/27/2012	129.78
52000000	M&S Expense (O&M)	UZ	2000000495	11/27/2012	(129.78)
52000000	M&S Expense (O&M)	UZ	2000000493	11/27/2012	(28,441.28)
52000000	M&S Expense (O&M)	UZ	2000000493	11/27/2012	(78,677.17)
52000000	M&S Expense (O&M)	UZ	2000000493	11/27/2012	(102.78)
52000000	M&S Expense (O&M)	UZ	2000000493	11/27/2012	(143.88)
52500000	Misc Expense (O&M)	KR	5000003244	11/27/2012	42.39
52500000	Misc Expense (O&M)	WE	5000003248	11/27/2012	211.98
52500000	Misc Expense (O&M)	WE	5000003248	11/27/2012	121.73
52500000	Misc Expense (O&M)	WE	5000003248	11/27/2012	121.73
52500000	Misc Expense (O&M)	RE	5000003253	11/27/2012	(266.06)
52500000	Misc Expense (O&M)	UZ	2000000497	11/27/2012	266.06
52520000	Collection Agencies	KR	5000003250	11/27/2012	845.69
52520000	Collection Agencies	KR	5000003251	11/27/2012	595.26
52520000	Collection Agencies	KR	5000003252	11/27/2012	197.74
52520000	Collection Agencies	KR	5000003257	11/27/2012	143.17
52535000	Meals Deductible	KR	5000003244	11/27/2012	48.57
52550000	Janitorial	WE	5000003249	11/27/2012	35.53
52550000	Janitorial	WE	5000003249	11/27/2012	14.82
52554500	Lab Supplies	RE	5000003260	11/27/2012	17.58
52554500	Lab Supplies	RE	5000003263	11/27/2012	10.08
52554500	Lab Supplies	RE	5000003263	11/27/2012	5.32
52562000	Office Supplies	WE	5000003249	11/27/2012	18.87
52562000	Office Supplies	WE	5000003249	11/27/2012	250.84
52562000	Office Supplies	WE	5000003249	11/27/2012	90.95
52562000	Office Supplies	KR	5000003258	11/27/2012	43.46
52562000	Office Supplies	KR	5000003258	11/27/2012	21.20
52562500	Overnight Shippng	KR	5000003242	11/27/2012	70.27
52562500	Overnight Shippng	KR	5000003242	11/27/2012	20.67
52562500	Overnight Shippng	KR	5000003243	11/27/2012	115.79
52562500	Overnight Shippng	KR	5000003243	11/27/2012	16.67
52574000	Telephone	ZC	9400001391	11/27/2012	41.57
52574000	Telephone	ZC	9400001391	11/27/2012	41.57
52574000	Telephone	ZC	9400001391	11/27/2012	288.27
52574000	Telephone	ZC	9400001391	11/27/2012	156.13
52574000	Telephone	ZC	9400001391	11/27/2012	114.27
52574000	Telephone	ZC	9400001391	11/27/2012	1,176.38
52574000	Telephone	ZC	9400001391	11/27/2012	41.57
52574100	Cell Phone	ZC	9400001391	11/27/2012	560.28
52574100	Cell Phone	ZC	9400001391	11/27/2012	44.72
52574100	Cell Phone	ZC	9400001391	11/27/2012	91.82
52574100	Cell Phone	ZC	9400001391	11/27/2012	327.37
52574100	Cell Phone	ZC	9400001391	11/27/2012	173.43

Kentucky American Water Company  
Case No. 2012-00520  
Response to PSC DR1, Item 31

Account	Description	Doc Type	Document Number	Posting Date	Amount
53150000	Contr Svc-Other	KR	5000003243	11/27/2012	8.57
62510000	Amort Def Maint	SA	100001867	11/27/2012	3,019.97
62510000	Amort Def Maint	SA	100001867	11/27/2012	(3,019.97)
62510000	Amort Def Maint	SA	100001867	11/27/2012	5,260.36
62510000	Amort Def Maint	SA	100001867	11/27/2012	(5,260.36)
62510000	Amort Def Maint	SA	100001867	11/27/2012	2,149.90
62510000	Amort Def Maint	SA	100001867	11/27/2012	(2,149.90)
62510000	Amort Def Maint	SA	100001867	11/27/2012	1,469.26
62510000	Amort Def Maint	SA	100001867	11/27/2012	(1,469.26)
62510000	Amort Def Maint	SA	100001867	11/27/2012	416.66
62510000	Amort Def Maint	SA	100001867	11/27/2012	(416.66)
62510000	Amort Def Maint	SA	100001867	11/27/2012	1,800.99
62510000	Amort Def Maint	SA	100001867	11/27/2012	(1,800.99)
62510000	Amort Def Maint	SA	100001867	11/27/2012	276.13
62510000	Amort Def Maint	SA	100001867	11/27/2012	(276.13)
62510000	Amort Def Maint	SA	100001867	11/27/2012	809.76
62510000	Amort Def Maint	SA	100001867	11/27/2012	(809.76)
62510000	Amort Def Maint	SA	100001867	11/27/2012	382.23
62510000	Amort Def Maint	SA	100001867	11/27/2012	(382.23)
62510000	Amort Def Maint	SA	100001867	11/27/2012	148.44
62510000	Amort Def Maint	SA	100001867	11/27/2012	(148.44)
62510000	Amort Def Maint	SA	100001867	11/27/2012	189.97
62510000	Amort Def Maint	SA	100001867	11/27/2012	(189.97)
62510000	Amort Def Maint	SA	100001867	11/27/2012	2,238.71
62510000	Amort Def Maint	SA	100001867	11/27/2012	(2,238.71)
62510000	Amort Def Maint	SA	100001867	11/27/2012	619.56
62510000	Amort Def Maint	SA	100001867	11/27/2012	(619.56)
62510000	Amort Def Maint	SA	100001867	11/27/2012	7,172.91
62510000	Amort Def Maint	SA	100001867	11/27/2012	(7,172.91)
62510000	Amort Def Maint	SA	100001867	11/27/2012	3,590.84
62510000	Amort Def Maint	SA	100001867	11/27/2012	(3,590.84)
62510000	Amort Def Maint	SA	100001867	11/27/2012	554.38
62510000	Amort Def Maint	SA	100001867	11/27/2012	(554.38)
62510000	Amort Def Maint	SA	100001867	11/27/2012	2,422.70
62510000	Amort Def Maint	SA	100001867	11/27/2012	(2,422.70)
62510000	Amort Def Maint	SA	100001867	11/27/2012	1,112.32
62510000	Amort Def Maint	SA	100001867	11/27/2012	(1,112.32)
72801100	Adv Rcpt Non-Srv Clr	DR	4000004076	11/27/2012	(36,642.00)
72801100	Adv Rcpt Non-Srv Clr	ZF	5000003240	11/27/2012	15,219.97
72801100	Adv Rcpt Non-Srv Clr	UZ	2000000495	11/27/2012	(15,219.97)
72802100	CIAC Rcpt Non-SrvClr	DR	4000004068	11/27/2012	(19,021.00)
72802100	CIAC Rcpt Non-SrvClr	ZF	5000003241	11/27/2012	(6,908.32)
72802100	CIAC Rcpt Non-SrvClr	UZ	2000000495	11/27/2012	6,908.32
88107000	CAP Move-CWIP	UZ	2000000496	11/27/2012	129.78
88107000	CAP Move-CWIP	UZ	2000000498	11/27/2012	(239.45)
88107000	CAP Move-CWIP	UZ	2000000494	11/27/2012	102.78
88107000	CAP Move-CWIP	UZ	2000000494	11/27/2012	143.88
88252170	CAP Move-ADV NT WIP	UZ	2000000496	11/27/2012	15,219.97
88257100	CAP Move-RWIP	UZ	2000000494	11/27/2012	28,441.28
88257100	CAP Move-RWIP	UZ	2000000494	11/27/2012	78,677.17
88257100	CAP Move-RWIP	UZ	2000000498	11/27/2012	(26.61)
88271170	CAP Move-CIAC NT WIP	UZ	2000000496	11/27/2012	(6,908.32)
88900000	CAP Move-Settlement	UZ	2000000496	11/27/2012	(15,219.97)
88900000	CAP Move-Settlement	UZ	2000000496	11/27/2012	6,908.32
88900000	CAP Move-Settlement	UZ	2000000496	11/27/2012	(129.78)
88900000	CAP Move-Settlement	UZ	2000000494	11/27/2012	(28,441.28)
88900000	CAP Move-Settlement	UZ	2000000494	11/27/2012	(78,677.17)
88900000	CAP Move-Settlement	UZ	2000000498	11/27/2012	266.06
88900000	CAP Move-Settlement	UZ	2000000494	11/27/2012	(102.78)
88900000	CAP Move-Settlement	UZ	2000000494	11/27/2012	(143.88)
40111000	Res Sales Billed	ZA	9400001394	11/28/2012	(3.26)
40111000	Res Sales Billed	ZA	9400001394	11/28/2012	(91.73)
40111000	Res Sales Billed	ZA	9400001394	11/28/2012	(169,696.79)
40121000	Com Sales Billed	ZA	9400001394	11/28/2012	(28,595.27)
40145000	Priv Fire Billed	ZA	9400001394	11/28/2012	(3,078.62)
40151000	Publ Auth Billed	ZA	9400001394	11/28/2012	(496.32)
40211000	Dom WW Svc Billed	ZA	9400001394	11/28/2012	(7.61)
40310400	OthRev-NSF Ck Chrg	ZA	9400001394	11/28/2012	(36.00)
40310500	OthRev-Appl/InitFee	ZA	9400001394	11/28/2012	(1,170.00)
40310700	OthRev-Reconnct Fee	ZA	9400001394	11/28/2012	(26.00)
40310700	OthRev-Reconnct Fee	ZA	9400001394	11/28/2012	(364.00)
50109900	Labor Cap Credits	UZ	2000000501	11/28/2012	(1,537.20)
50109900	Labor Cap Credits	UZ	2000000501	11/28/2012	(259.20)
50109900	Labor Cap Credits	UZ	2000000501	11/28/2012	(648.00)
50109900	Labor Cap Credits	UZ	2000000501	11/28/2012	(559.78)
50109900	Labor Cap Credits	UZ	2000000501	11/28/2012	(172.24)
50109900	Labor Cap Credits	UZ	2000000501	11/28/2012	(327.00)

Kentucky American Water Company  
Case No. 2012-00520  
Response to PSC DR1, Item 31

Account	Description	Doc Type	Document Number	Posting Date	Amount
50109900	Labor Cap Credits	UZ	2000000501	11/28/2012	(320.88)
50109900	Labor Cap Credits	UZ	2000000501	11/28/2012	(320.88)
50109900	Labor Cap Credits	UZ	2000000501	11/28/2012	(442.25)
50109900	Labor Cap Credits	UZ	2000000501	11/28/2012	(483.25)
50109900	Labor Cap Credits	UZ	2000000501	11/28/2012	(1,038.69)
50109900	Labor Cap Credits	UZ	2000000501	11/28/2012	(1,189.91)
50109900	Labor Cap Credits	UZ	2000000501	11/28/2012	(190.66)
50109900	Labor Cap Credits	UZ	2000000501	11/28/2012	(1,718.81)
50109900	Labor Cap Credits	UZ	2000000501	11/28/2012	(872.64)
50109900	Labor Cap Credits	UZ	2000000501	11/28/2012	(3,253.39)
50109900	Labor Cap Credits	UZ	2000000501	11/28/2012	(831.74)
50109900	Labor Cap Credits	UZ	2000000501	11/28/2012	(2,084.08)
50109900	Labor Cap Credits	UZ	2000000501	11/28/2012	(24.21)
50109900	Labor Cap Credits	UZ	2000000501	11/28/2012	(1,246.36)
50109900	Labor Cap Credits	UZ	2000000501	11/28/2012	(750.00)
50109900	Labor Cap Credits	UZ	2000000501	11/28/2012	(62.50)
50109900	Labor Cap Credits	UZ	2000000501	11/28/2012	(483.60)
50109900	Labor Cap Credits	UZ	2000000501	11/28/2012	(36.24)
50109900	Labor Cap Credits	UZ	2000000501	11/28/2012	(36.24)
50109900	Labor Cap Credits	UZ	2000000501	11/28/2012	(36.24)
50109900	Labor Cap Credits	UZ	2000000501	11/28/2012	(177.44)
50109900	Labor Cap Credits	UZ	2000000501	11/28/2012	(109.28)
50109900	Labor Cap Credits	UZ	2000000501	11/28/2012	(213.68)
50109900	Labor Cap Credits	UZ	2000000501	11/28/2012	(962.64)
50109900	Labor Cap Credits	UZ	2000000501	11/28/2012	(349.72)
50119900	LaborNSOT CapCredits	UZ	2000000501	11/28/2012	(433.44)
50119900	LaborNSOT CapCredits	UZ	2000000501	11/28/2012	(108.96)
50119900	LaborNSOT CapCredits	UZ	2000000501	11/28/2012	(885.11)
50119900	LaborNSOT CapCredits	UZ	2000000501	11/28/2012	(125.02)
50119900	LaborNSOT CapCredits	UZ	2000000501	11/28/2012	(33.65)
50119900	LaborNSOT CapCredits	UZ	2000000501	11/28/2012	(55.74)
50421100	401k Exp Cap Credits	UZ	2000000501	11/28/2012	(38.43)
50421100	401k Exp Cap Credits	UZ	2000000501	11/28/2012	(6.48)
50421100	401k Exp Cap Credits	UZ	2000000501	11/28/2012	(16.20)
50421100	401k Exp Cap Credits	UZ	2000000501	11/28/2012	(2.80)
50421100	401k Exp Cap Credits	UZ	2000000501	11/28/2012	(0.86)
50421100	401k Exp Cap Credits	UZ	2000000501	11/28/2012	(12.64)
50421100	401k Exp Cap Credits	UZ	2000000501	11/28/2012	(12.84)
50421100	401k Exp Cap Credits	UZ	2000000501	11/28/2012	(12.84)
50421100	401k Exp Cap Credits	UZ	2000000501	11/28/2012	(7.98)
50421100	401k Exp Cap Credits	UZ	2000000501	11/28/2012	(17.86)
50421100	401k Exp Cap Credits	UZ	2000000501	11/28/2012	(28.73)
50421100	401k Exp Cap Credits	UZ	2000000501	11/28/2012	(41.03)
50421100	401k Exp Cap Credits	UZ	2000000501	11/28/2012	(50.43)
50421100	401k Exp Cap Credits	UZ	2000000501	11/28/2012	(74.14)
50421100	401k Exp Cap Credits	UZ	2000000501	11/28/2012	(40.03)
50421100	401k Exp Cap Credits	UZ	2000000501	11/28/2012	(0.73)
50421100	401k Exp Cap Credits	UZ	2000000501	11/28/2012	(30.55)
50421100	401k Exp Cap Credits	UZ	2000000501	11/28/2012	(30.00)
50421100	401k Exp Cap Credits	UZ	2000000501	11/28/2012	(2.50)
50421100	401k Exp Cap Credits	UZ	2000000501	11/28/2012	(12.07)
50421100	401k Exp Cap Credits	UZ	2000000501	11/28/2012	(0.89)
50421100	401k Exp Cap Credits	UZ	2000000501	11/28/2012	(0.91)
50421100	401k Exp Cap Credits	UZ	2000000501	11/28/2012	(0.91)
50421100	401k Exp Cap Credits	UZ	2000000501	11/28/2012	(4.44)
50421100	401k Exp Cap Credits	UZ	2000000501	11/28/2012	(4.38)
50421100	401k Exp Cap Credits	UZ	2000000501	11/28/2012	(5.35)
50421100	401k Exp Cap Credits	UZ	2000000501	11/28/2012	(38.52)
50421100	401k Exp Cap Credits	UZ	2000000501	11/28/2012	(3.97)
50422100	DCP Exp Cap Credits	UZ	2000000501	11/28/2012	(16.60)
50422100	DCP Exp Cap Credits	UZ	2000000501	11/28/2012	(16.84)
50422100	DCP Exp Cap Credits	UZ	2000000501	11/28/2012	(16.85)
50422100	DCP Exp Cap Credits	UZ	2000000501	11/28/2012	(5.56)
50422100	DCP Exp Cap Credits	UZ	2000000501	11/28/2012	(47.95)
50422100	DCP Exp Cap Credits	UZ	2000000501	11/28/2012	(56.33)
50422100	DCP Exp Cap Credits	UZ	2000000501	11/28/2012	(100.44)
50422100	DCP Exp Cap Credits	UZ	2000000501	11/28/2012	(8.60)
50422100	DCP Exp Cap Credits	UZ	2000000501	11/28/2012	(95.46)
50422100	DCP Exp Cap Credits	UZ	2000000501	11/28/2012	(97.80)
50422100	DCP Exp Cap Credits	UZ	2000000501	11/28/2012	(65.82)
50422100	DCP Exp Cap Credits	UZ	2000000501	11/28/2012	(1.27)
50422100	DCP Exp Cap Credits	UZ	2000000501	11/28/2012	(22.70)
50422100	DCP Exp Cap Credits	UZ	2000000501	11/28/2012	(39.38)
50422100	DCP Exp Cap Credits	UZ	2000000501	11/28/2012	(3.27)
50422100	DCP Exp Cap Credits	UZ	2000000501	11/28/2012	(5.75)
50422100	DCP Exp Cap Credits	UZ	2000000501	11/28/2012	(50.54)
50422100	DCP Exp Cap Credits	UZ	2000000501	11/28/2012	(9.41)

Kentucky American Water Company  
Case No. 2012-00520  
Response to PSC DR1, Item 31

Account	Description	Doc Type	Document Number	Posting Date	Amount
50450000	Other Welfare	ZI	9000001424	11/28/2012	1,310.70
50450000	Other Welfare	ZI	9000001484	11/28/2012	37.70
50450000	Other Welfare	ZI	9000001522	11/28/2012	327.45
50550100	Group Ins Cap Credits	UZ	2000000501	11/28/2012	(310.29)
50550100	Group Ins Cap Credits	UZ	2000000501	11/28/2012	(59.38)
50550100	Group Ins Cap Credits	UZ	2000000501	11/28/2012	(148.75)
50550100	Group Ins Cap Credits	UZ	2000000501	11/28/2012	(191.88)
50550100	Group Ins Cap Credits	UZ	2000000501	11/28/2012	(59.04)
50550100	Group Ins Cap Credits	UZ	2000000501	11/28/2012	(26.64)
50550100	Group Ins Cap Credits	UZ	2000000501	11/28/2012	(22.38)
50550100	Group Ins Cap Credits	UZ	2000000501	11/28/2012	(22.37)
50550100	Group Ins Cap Credits	UZ	2000000501	11/28/2012	(83.60)
50550100	Group Ins Cap Credits	UZ	2000000501	11/28/2012	(210.61)
50550100	Group Ins Cap Credits	UZ	2000000501	11/28/2012	(265.59)
50550100	Group Ins Cap Credits	UZ	2000000501	11/28/2012	(443.90)
50550100	Group Ins Cap Credits	UZ	2000000501	11/28/2012	(36.83)
50550100	Group Ins Cap Credits	UZ	2000000501	11/28/2012	(440.55)
50550100	Group Ins Cap Credits	UZ	2000000501	11/28/2012	(87.40)
50550100	Group Ins Cap Credits	UZ	2000000501	11/28/2012	(654.29)
50550100	Group Ins Cap Credits	UZ	2000000501	11/28/2012	(83.27)
50550100	Group Ins Cap Credits	UZ	2000000501	11/28/2012	(439.19)
50550100	Group Ins Cap Credits	UZ	2000000501	11/28/2012	(2.28)
50550100	Group Ins Cap Credits	UZ	2000000501	11/28/2012	(250.47)
50550100	Group Ins Cap Credits	UZ	2000000501	11/28/2012	(178.30)
50550100	Group Ins Cap Credits	UZ	2000000501	11/28/2012	(14.84)
50550100	Group Ins Cap Credits	UZ	2000000501	11/28/2012	(147.90)
50550100	Group Ins Cap Credits	UZ	2000000501	11/28/2012	(2.76)
50550100	Group Ins Cap Credits	UZ	2000000501	11/28/2012	(2.78)
50550100	Group Ins Cap Credits	UZ	2000000501	11/28/2012	(2.78)
50550100	Group Ins Cap Credits	UZ	2000000501	11/28/2012	(41.53)
50550100	Group Ins Cap Credits	UZ	2000000501	11/28/2012	(29.63)
50550100	Group Ins Cap Credits	UZ	2000000501	11/28/2012	(44.31)
50550100	Group Ins Cap Credits	UZ	2000000501	11/28/2012	(67.12)
50550100	Group Ins Cap Credits	UZ	2000000501	11/28/2012	(107.86)
51010000	Purchased Water	KR	5000003287	11/28/2012	10.82
51010000	Purchased Water	KR	5000003301	11/28/2012	8,653.35
51110000	Waste Disposal	WA	5000003314	11/28/2012	7,427.60
51800000	Chemicals	WA	5000003313	11/28/2012	2,746.53
51800000	Chemicals	WA	5000003313	11/28/2012	6,197.06
51800000	Chemicals	WA	5000003313	11/28/2012	5,260.25
51800000	Chemicals	WA	5000003313	11/28/2012	17,086.28
51800000	Chemicals	WA	5000003313	11/28/2012	4,438.14
51800000	Chemicals	WA	5000003313	11/28/2012	163.38
51800000	Chemicals	WA	5000003313	11/28/2012	5,451.73
52000000	M&S Expense (O&M)	KR	5000003294	11/28/2012	65.89
52000000	M&S Expense (O&M)	ZI	9000001217	11/28/2012	482.22
52000000	M&S Expense (O&M)	ZI	9000001295	11/28/2012	35.00
52000000	M&S Expense (O&M)	ZI	9000001374	11/28/2012	432.29
52000000	M&S Expense (O&M)	ZI	9000001375	11/28/2012	570.56
52000000	M&S Expense (O&M)	ZI	9000001376	11/28/2012	73.85
52000000	M&S Expense (O&M)	ZI	9000001394	11/28/2012	32.15
52000000	M&S Expense (O&M)	ZI	9000001421	11/28/2012	166.44
52000000	M&S Expense (O&M)	ZI	9000001436	11/28/2012	37.72
52000000	M&S Expense (O&M)	ZI	9000001481	11/28/2012	768.11
52000000	M&S Expense (O&M)	ZI	9000001518	11/28/2012	24.35
52500000	Misc Expense (O&M)	SW	1000019666	11/28/2012	683.36
52500000	Misc Expense (O&M)	WE	5000003283	11/28/2012	954.00
52500000	Misc Expense (O&M)	WE	5000003285	11/28/2012	403.75
52500000	Misc Expense (O&M)	WE	5000003285	11/28/2012	107.48
52500000	Misc Expense (O&M)	WE	5000003285	11/28/2012	121.52
52500000	Misc Expense (O&M)	WE	5000003285	11/28/2012	40.24
52500000	Misc Expense (O&M)	WE	5000003285	11/28/2012	1,259.28
52500000	Misc Expense (O&M)	KR	5000003286	11/28/2012	106.23
52500000	Misc Expense (O&M)	WE	5000003297	11/28/2012	30,893.70
52500000	Misc Expense (O&M)	WE	5000003298	11/28/2012	21.20
52500000	Misc Expense (O&M)	KR	5000003302	11/28/2012	1,150.10
52500000	Misc Expense (O&M)	WE	5000003303	11/28/2012	114,480.00
52500000	Misc Expense (O&M)	WE	5000003308	11/28/2012	76,320.00
52500000	Misc Expense (O&M)	WE	5000003309	11/28/2012	238,500.00
52500000	Misc Expense (O&M)	WE	5000003310	11/28/2012	238,500.00
52500000	Misc Expense (O&M)	WE	5000003312	11/28/2012	133,560.00
52500000	Misc Expense (O&M)	RE	5000003315	11/28/2012	(0.01)
52500000	Misc Expense (O&M)	ZI	9000001435	11/28/2012	59.23
52500000	Misc Expense (O&M)	ZI	9000001512	11/28/2012	741.98
52500000	Misc Expense (O&M)	UZ	2000000506	11/28/2012	(1,784.55)
52500000	Misc Expense (O&M)	UZ	2000000506	11/28/2012	(147.72)
52500000	Misc Expense (O&M)	UZ	2000000506	11/28/2012	(954.00)



Kentucky American Water Company  
Case No. 2012-00520  
Response to PSC DR1, Item 31

Account	Description	Doc Type	Document Number	Posting Date	Amount
52500000	Misc Expense (O&M)	UZ	200000506	11/28/2012	(21.20)
52500000	Misc Expense (O&M)	UZ	200000506	11/28/2012	(30,893.70)
52514500	Charitb Don-H/Ed/En	ZI	9000001474	11/28/2012	500.00
52514700	Community Partnrshps	ZI	9000001497	11/28/2012	500.00
52534000	Employee Expenses	ZI	9000001513	11/28/2012	204.80
52534200	Conferences & Reg	ZI	9000001264	11/28/2012	200.00
52534200	Conferences & Reg	ZI	9000001275	11/28/2012	(70.00)
52534200	Conferences & Reg	ZI	9000001288	11/28/2012	425.00
52534200	Conferences & Reg	ZI	9000001496	11/28/2012	350.00
52535000	Meals Deductible	ZI	9000001285	11/28/2012	29.82
52535000	Meals Deductible	ZI	9000001313	11/28/2012	14.95
52535000	Meals Deductible	ZI	9000001369	11/28/2012	24.02
52535000	Meals Deductible	ZI	9000001467	11/28/2012	8.46
52535000	Meals Deductible	ZI	9000001468	11/28/2012	17.50
52535000	Meals Deductible	ZI	9000001478	11/28/2012	8.46
52535000	Meals Deductible	ZI	9000001479	11/28/2012	17.92
52535000	Meals Deductible	ZI	9000001491	11/28/2012	16.29
52535000	Meals Deductible	ZI	9000001493	11/28/2012	15.02
52535000	Meals Deductible	ZI	9000001498	11/28/2012	19.35
52535000	Meals Deductible	ZI	9000001499	11/28/2012	14.97
52535000	Meals Deductible	ZI	9000001500	11/28/2012	13.57
52535000	Meals Deductible	ZI	9000001501	11/28/2012	13.22
52535000	Meals Deductible	ZI	9000001505	11/28/2012	30.60
52535000	Meals Deductible	ZI	9000001506	11/28/2012	13.31
52535000	Meals Deductible	ZI	9000001507	11/28/2012	9.64
52535000	Meals Deductible	ZI	9000001508	11/28/2012	15.67
52546000	Grounds Keeping	KR	5000003288	11/28/2012	53.00
52546000	Grounds Keeping	KR	5000003289	11/28/2012	444.14
52546000	Grounds Keeping	KR	5000003289	11/28/2012	53.00
52546000	Grounds Keeping	KR	5000003289	11/28/2012	21.20
52546000	Grounds Keeping	KR	5000003292	11/28/2012	53.00
52549500	Inv Phys W/O Scrap	WI	5000003317	11/28/2012	(472.12)
52549500	Inv Phys W/O Scrap	WI	5000003317	11/28/2012	265.30
52549500	Inv Phys W/O Scrap	WI	5000003317	11/28/2012	(151.87)
52549500	Inv Phys W/O Scrap	WI	5000003317	11/28/2012	(438.17)
52549500	Inv Phys W/O Scrap	WI	5000003317	11/28/2012	159.54
52549500	Inv Phys W/O Scrap	WI	5000003317	11/28/2012	(37.16)
52549500	Inv Phys W/O Scrap	WI	5000003317	11/28/2012	28.95
52549500	Inv Phys W/O Scrap	WI	5000003317	11/28/2012	82.69
52549500	Inv Phys W/O Scrap	WI	5000003317	11/28/2012	503.16
52549500	Inv Phys W/O Scrap	WI	5000003317	11/28/2012	61.79
52549500	Inv Phys W/O Scrap	WI	5000003317	11/28/2012	16.52
52549500	Inv Phys W/O Scrap	WI	5000003317	11/28/2012	16.71
52549500	Inv Phys W/O Scrap	WI	5000003317	11/28/2012	53.70
52549500	Inv Phys W/O Scrap	WI	5000003317	11/28/2012	31.86
52549500	Inv Phys W/O Scrap	WI	5000003317	11/28/2012	(78.24)
52549500	Inv Phys W/O Scrap	WI	5000003317	11/28/2012	(18.50)
52549500	Inv Phys W/O Scrap	WI	5000003317	11/28/2012	119.74
52549500	Inv Phys W/O Scrap	WI	5000003317	11/28/2012	58.18
52549500	Inv Phys W/O Scrap	WI	5000003317	11/28/2012	(96.32)
52549500	Inv Phys W/O Scrap	WI	5000003317	11/28/2012	(186.13)
52549500	Inv Phys W/O Scrap	WI	5000003317	11/28/2012	(17.41)
52549500	Inv Phys W/O Scrap	WI	5000003317	11/28/2012	7.73
52549500	Inv Phys W/O Scrap	WI	5000003317	11/28/2012	(5.40)
52549500	Inv Phys W/O Scrap	WI	5000003317	11/28/2012	61.26
52549500	Inv Phys W/O Scrap	WI	5000003317	11/28/2012	(85.63)
52549500	Inv Phys W/O Scrap	WI	5000003317	11/28/2012	132.82
52549500	Inv Phys W/O Scrap	WI	5000003317	11/28/2012	(216.77)
52549500	Inv Phys W/O Scrap	WI	5000003317	11/28/2012	31.73
52549500	Inv Phys W/O Scrap	WI	5000003317	11/28/2012	44.29
52549500	Inv Phys W/O Scrap	WI	5000003317	11/28/2012	(30.24)
52549500	Inv Phys W/O Scrap	WI	5000003317	11/28/2012	(11.16)
52549500	Inv Phys W/O Scrap	WI	5000003317	11/28/2012	56.61
52549500	Inv Phys W/O Scrap	WI	5000003317	11/28/2012	25.14
52549500	Inv Phys W/O Scrap	WI	5000003317	11/28/2012	105.97
52549500	Inv Phys W/O Scrap	WI	5000003317	11/28/2012	(261.25)
52549500	Inv Phys W/O Scrap	WI	5000003317	11/28/2012	(122.45)
52549500	Inv Phys W/O Scrap	WI	5000003317	11/28/2012	1,104.33
52549500	Inv Phys W/O Scrap	WI	5000003318	11/28/2012	352.31
52549500	Inv Phys W/O Scrap	WI	5000003318	11/28/2012	411.06
52549500	Inv Phys W/O Scrap	WI	5000003319	11/28/2012	(377.38)
52549500	Inv Phys W/O Scrap	WI	5000003320	11/28/2012	684.42
52549500	Inv Phys W/O Scrap	WI	5000003321	11/28/2012	413.30
52549500	Inv Phys W/O Scrap	WI	5000003321	11/28/2012	442.93
52549500	Inv Phys W/O Scrap	WI	5000003322	11/28/2012	275.23
52549500	Inv Phys W/O Scrap	WI	5000003323	11/28/2012	513.90
52549500	Inv Phys W/O Scrap	WI	5000003323	11/28/2012	378.89

Kentucky American Water Company  
Case No. 2012-00520  
Response to PSC DR1, Item 31

Account	Description	Doc Type	Document Number	Posting Date	Amount
52549500	Inv Phys W/O Scrap	WI	5000003323	11/28/2012	734.57
52549500	Inv Phys W/O Scrap	WI	5000003323	11/28/2012	753.82
52549500	Inv Phys W/O Scrap	WI	5000003324	11/28/2012	2,449.87
52550000	Janitorial	ZI	9000001532	11/28/2012	4.27
52554500	Lab Supplies	WE	5000003284	11/28/2012	111.24
52554500	Lab Supplies	ZI	9000001514	11/28/2012	369.94
52554500	Lab Supplies	ZI	9000001531	11/28/2012	590.13
52562000	Office Supplies	ZI	9000001308	11/28/2012	214.81
52562500	Overnight Shippng	ZI	9000001517	11/28/2012	26.50
52574000	Telephone	RE	5000003316	11/28/2012	(38,475.23)
52574100	Cell Phone	ZI	9000001536	11/28/2012	31.75
52582000	Uniforms	KR	5000003290	11/28/2012	74.18
52582000	Uniforms	ZI	9000001532	11/28/2012	4.81
52582000	Uniforms	ZI	9000001532	11/28/2012	36.75
52582000	Uniforms	ZI	9000001532	11/28/2012	52.70
52582000	Uniforms	ZI	9000001533	11/28/2012	95.39
52586000	PO Small Differences	KS	5000003304	11/28/2012	21.98
53110000	Contr Svc-Eng	KR	5000003276	11/28/2012	3,131.28
53110000	Contr Svc-Eng	UZ	2000000503	11/28/2012	(3,131.28)
53150000	Contr Svc-Other	KR	5000003266	11/28/2012	1,060.00
53150000	Contr Svc-Other	ZI	9000001348	11/28/2012	79.00
53150000	Contr Svc-Other	ZI	9000001349	11/28/2012	79.00
53150000	Contr Svc-Other	ZI	9000001350	11/28/2012	29.00
53150000	Contr Svc-Other	ZI	9000001351	11/28/2012	29.00
53150000	Contr Svc-Other	ZI	9000001352	11/28/2012	29.00
53150000	Contr Svc-Other	ZI	9000001353	11/28/2012	179.00
53150000	Contr Svc-Other	ZI	9000001354	11/28/2012	29.00
53150000	Contr Svc-Other	ZI	9000001485	11/28/2012	79.00
53150000	Contr Svc-Other	ZI	9000001486	11/28/2012	79.00
53152000	Contr Svc-Lab Testng	KR	5000003293	11/28/2012	177.02
54140000	Rents-Equip	WE	5000003268	11/28/2012	1.06
55000000	Transportation (O&M)	ZI	9000001519	11/28/2012	14.33
55000000	Transportation (O&M)	ZI	9000001521	11/28/2012	58.89
57010000	Uncoll Accts Exp	ZA	9400001394	11/28/2012	(12.00)
68520100	Tax Discounts	ZU	2000000505	11/28/2012	(10.38)
68533100	FICA Cap Credits	UZ	2000000501	11/28/2012	(113.10)
68533100	FICA Cap Credits	UZ	2000000501	11/28/2012	(19.04)
68533100	FICA Cap Credits	UZ	2000000501	11/28/2012	(47.50)
68533100	FICA Cap Credits	UZ	2000000501	11/28/2012	(39.92)
68533100	FICA Cap Credits	UZ	2000000501	11/28/2012	(12.28)
68533100	FICA Cap Credits	UZ	2000000501	11/28/2012	(23.82)
68533100	FICA Cap Credits	UZ	2000000501	11/28/2012	(24.26)
68533100	FICA Cap Credits	UZ	2000000501	11/28/2012	(24.27)
68533100	FICA Cap Credits	UZ	2000000501	11/28/2012	(32.65)
68533100	FICA Cap Credits	UZ	2000000501	11/28/2012	(66.32)
68533100	FICA Cap Credits	UZ	2000000501	11/28/2012	(83.38)
68533100	FICA Cap Credits	UZ	2000000501	11/28/2012	(151.82)
68533100	FICA Cap Credits	UZ	2000000501	11/28/2012	(14.01)
68533100	FICA Cap Credits	UZ	2000000501	11/28/2012	(132.68)
68533100	FICA Cap Credits	UZ	2000000501	11/28/2012	(65.74)
68533100	FICA Cap Credits	UZ	2000000501	11/28/2012	(223.36)
68533100	FICA Cap Credits	UZ	2000000501	11/28/2012	(62.67)
68533100	FICA Cap Credits	UZ	2000000501	11/28/2012	(148.24)
68533100	FICA Cap Credits	UZ	2000000501	11/28/2012	(1.81)
68533100	FICA Cap Credits	UZ	2000000501	11/28/2012	(65.50)
68533100	FICA Cap Credits	UZ	2000000501	11/28/2012	(54.73)
68533100	FICA Cap Credits	UZ	2000000501	11/28/2012	(4.55)
68533100	FICA Cap Credits	UZ	2000000501	11/28/2012	(34.76)
68533100	FICA Cap Credits	UZ	2000000501	11/28/2012	(2.73)
68533100	FICA Cap Credits	UZ	2000000501	11/28/2012	(2.74)
68533100	FICA Cap Credits	UZ	2000000501	11/28/2012	(2.74)
68533100	FICA Cap Credits	UZ	2000000501	11/28/2012	(12.97)
68533100	FICA Cap Credits	UZ	2000000501	11/28/2012	(7.85)
68533100	FICA Cap Credits	UZ	2000000501	11/28/2012	(15.71)
68533100	FICA Cap Credits	UZ	2000000501	11/28/2012	(72.80)
68533100	FICA Cap Credits	UZ	2000000501	11/28/2012	(25.13)
72801100	Adv Rcpt Non-Srv Clr	DR	4000004061	11/28/2012	(27,554.00)
72801100	Adv Rcpt Non-Srv Clr	UZ	2000000501	11/28/2012	19,317.00
72802100	CIAC Rcpt Non-SrvClr	UZ	2000000501	11/28/2012	12,376.00
88107000	CAP Move-CWIP	UZ	2000000502	11/28/2012	38.43
88107000	CAP Move-CWIP	UZ	2000000502	11/28/2012	310.29
88107000	CAP Move-CWIP	UZ	2000000502	11/28/2012	1,537.20
88107000	CAP Move-CWIP	UZ	2000000502	11/28/2012	113.10
88107000	CAP Move-CWIP	UZ	2000000502	11/28/2012	259.20
88107000	CAP Move-CWIP	UZ	2000000502	11/28/2012	6.48
88107000	CAP Move-CWIP	UZ	2000000502	11/28/2012	59.38
88107000	CAP Move-CWIP	UZ	2000000502	11/28/2012	19.04

Kentucky American Water Company  
Case No. 2012-00520  
Response to PSC DR1, Item 31

Account	Description	Doc Type	Document Number	Posting Date	Amount
88107000	CAP Move-CWIP	UZ	2000000502	11/28/2012	148.75
88107000	CAP Move-CWIP	UZ	2000000502	11/28/2012	47.50
88107000	CAP Move-CWIP	UZ	2000000502	11/28/2012	16.20
88107000	CAP Move-CWIP	UZ	2000000502	11/28/2012	648.00
88107000	CAP Move-CWIP	UZ	2000000507	11/28/2012	147.72
88107000	CAP Move-CWIP	UZ	2000000507	11/28/2012	1,784.55
88107000	CAP Move-CWIP	UZ	2000000502	11/28/2012	191.88
88107000	CAP Move-CWIP	UZ	2000000502	11/28/2012	559.78
88107000	CAP Move-CWIP	UZ	2000000502	11/28/2012	2.80
88107000	CAP Move-CWIP	UZ	2000000502	11/28/2012	39.92
88107000	CAP Move-CWIP	UZ	2000000502	11/28/2012	59.04
88107000	CAP Move-CWIP	UZ	2000000502	11/28/2012	172.24
88107000	CAP Move-CWIP	UZ	2000000502	11/28/2012	0.86
88107000	CAP Move-CWIP	UZ	2000000502	11/28/2012	12.28
88107000	CAP Move-CWIP	UZ	2000000502	11/28/2012	16.60
88107000	CAP Move-CWIP	UZ	2000000502	11/28/2012	26.64
88107000	CAP Move-CWIP	UZ	2000000502	11/28/2012	327.00
88107000	CAP Move-CWIP	UZ	2000000502	11/28/2012	12.64
88107000	CAP Move-CWIP	UZ	2000000502	11/28/2012	23.82
88107000	CAP Move-CWIP	UZ	2000000504	11/28/2012	3,131.28
88107000	CAP Move-CWIP	UZ	2000000502	11/28/2012	317.67
88107000	CAP Move-CWIP	UZ	2000000502	11/28/2012	16.67
88107000	CAP Move-CWIP	UZ	2000000502	11/28/2012	24.02
88107000	CAP Move-CWIP	UZ	2000000502	11/28/2012	12.71
88107000	CAP Move-CWIP	UZ	2000000502	11/28/2012	22.16
88107000	CAP Move-CWIP	UZ	2000000502	11/28/2012	24.03
88107000	CAP Move-CWIP	UZ	2000000502	11/28/2012	317.67
88107000	CAP Move-CWIP	UZ	2000000502	11/28/2012	22.15
88107000	CAP Move-CWIP	UZ	2000000502	11/28/2012	12.71
88107000	CAP Move-CWIP	UZ	2000000502	11/28/2012	16.68
88107000	CAP Move-CWIP	UZ	2000000502	11/28/2012	344.95
88107000	CAP Move-CWIP	UZ	2000000502	11/28/2012	4.34
88107000	CAP Move-CWIP	UZ	2000000502	11/28/2012	25.47
88107000	CAP Move-CWIP	UZ	2000000502	11/28/2012	65.21
88107000	CAP Move-CWIP	UZ	2000000502	11/28/2012	6.22
88107000	CAP Move-CWIP	UZ	2000000502	11/28/2012	210.61
88107000	CAP Move-CWIP	UZ	2000000502	11/28/2012	47.95
88107000	CAP Move-CWIP	UZ	2000000502	11/28/2012	17.86
88107000	CAP Move-CWIP	UZ	2000000502	11/28/2012	483.25
88107000	CAP Move-CWIP	UZ	2000000502	11/28/2012	433.44
88107000	CAP Move-CWIP	UZ	2000000502	11/28/2012	66.32
88107000	CAP Move-CWIP	UZ	2000000502	11/28/2012	28.73
88107000	CAP Move-CWIP	UZ	2000000502	11/28/2012	108.96
88107000	CAP Move-CWIP	UZ	2000000502	11/28/2012	83.38
88107000	CAP Move-CWIP	UZ	2000000502	11/28/2012	265.59
88107000	CAP Move-CWIP	UZ	2000000502	11/28/2012	1,038.69
88107000	CAP Move-CWIP	UZ	2000000502	11/28/2012	56.33
88107000	CAP Move-CWIP	UZ	2000000502	11/28/2012	928.13
88107000	CAP Move-CWIP	UZ	2000000502	11/28/2012	78.34
88107000	CAP Move-CWIP	UZ	2000000502	11/28/2012	690.39
88107000	CAP Move-CWIP	UZ	2000000502	11/28/2012	118.42
88107000	CAP Move-CWIP	UZ	2000000502	11/28/2012	346.24
88107000	CAP Move-CWIP	UZ	2000000502	11/28/2012	32.00
88107000	CAP Move-CWIP	UZ	2000000502	11/28/2012	8.60
88107000	CAP Move-CWIP	UZ	2000000502	11/28/2012	14.01
88107000	CAP Move-CWIP	UZ	2000000502	11/28/2012	190.66
88107000	CAP Move-CWIP	UZ	2000000502	11/28/2012	36.83
88107000	CAP Move-CWIP	UZ	2000000502	11/28/2012	303.98
88107000	CAP Move-CWIP	UZ	2000000502	11/28/2012	1,185.98
88107000	CAP Move-CWIP	UZ	2000000502	11/28/2012	34.80
88107000	CAP Move-CWIP	UZ	2000000502	11/28/2012	91.55
88107000	CAP Move-CWIP	UZ	2000000502	11/28/2012	65.87
88107000	CAP Move-CWIP	UZ	2000000502	11/28/2012	86.26
88107000	CAP Move-CWIP	UZ	2000000502	11/28/2012	65.74
88107000	CAP Move-CWIP	UZ	2000000502	11/28/2012	87.40
88107000	CAP Move-CWIP	UZ	2000000502	11/28/2012	872.64
88107000	CAP Move-CWIP	UZ	2000000507	11/28/2012	954.00
88107000	CAP Move-CWIP	UZ	2000000502	11/28/2012	67.48
88107000	CAP Move-CWIP	UZ	2000000502	11/28/2012	154.12
88107000	CAP Move-CWIP	UZ	2000000502	11/28/2012	23.22
88107000	CAP Move-CWIP	UZ	2000000502	11/28/2012	451.46
88107000	CAP Move-CWIP	UZ	2000000502	11/28/2012	51.16
88107000	CAP Move-CWIP	UZ	2000000502	11/28/2012	2,244.84
88107000	CAP Move-CWIP	UZ	2000000507	11/28/2012	21.20
88107000	CAP Move-CWIP	UZ	2000000502	11/28/2012	831.74
88107000	CAP Move-CWIP	UZ	2000000502	11/28/2012	62.67
88107000	CAP Move-CWIP	UZ	2000000502	11/28/2012	83.27

Kentucky American Water Company  
Case No. 2012-00520  
Response to PSC DR1, Item 31

Account	Description	Doc Type	Document Number	Posting Date	Amount
88107000	CAP Move-CWIP	UZ	2000000502	11/28/2012	128.97
88107000	CAP Move-CWIP	UZ	2000000502	11/28/2012	57.26
88107000	CAP Move-CWIP	UZ	2000000502	11/28/2012	1,813.15
88107000	CAP Move-CWIP	UZ	2000000502	11/28/2012	48.49
88107000	CAP Move-CWIP	UZ	2000000502	11/28/2012	34.83
88107000	CAP Move-CWIP	UZ	2000000502	11/28/2012	382.10
88107000	CAP Move-CWIP	UZ	2000000502	11/28/2012	0.64
88107000	CAP Move-CWIP	UZ	2000000502	11/28/2012	1.98
88107000	CAP Move-CWIP	UZ	2000000502	11/28/2012	1.10
88107000	CAP Move-CWIP	UZ	2000000502	11/28/2012	1.57
88107000	CAP Move-CWIP	UZ	2000000502	11/28/2012	21.06
88107000	CAP Move-CWIP	UZ	2000000502	11/28/2012	1,084.33
88107000	CAP Move-CWIP	UZ	2000000502	11/28/2012	56.98
88107000	CAP Move-CWIP	UZ	2000000502	11/28/2012	26.58
88107000	CAP Move-CWIP	UZ	2000000502	11/28/2012	217.91
88107000	CAP Move-CWIP	UZ	2000000502	11/28/2012	19.75
88107000	CAP Move-CWIP	UZ	2000000502	11/28/2012	39.38
88107000	CAP Move-CWIP	UZ	2000000502	11/28/2012	750.00
88107000	CAP Move-CWIP	UZ	2000000502	11/28/2012	54.73
88107000	CAP Move-CWIP	UZ	2000000502	11/28/2012	178.30
88107000	CAP Move-CWIP	UZ	2000000502	11/28/2012	30.00
88107000	CAP Move-CWIP	UZ	2000000502	11/28/2012	62.50
88107000	CAP Move-CWIP	UZ	2000000502	11/28/2012	4.55
88107000	CAP Move-CWIP	UZ	2000000502	11/28/2012	3.27
88107000	CAP Move-CWIP	UZ	2000000502	11/28/2012	14.84
88107000	CAP Move-CWIP	UZ	2000000502	11/28/2012	2.50
88107000	CAP Move-CWIP	UZ	2000000502	11/28/2012	386.88
88107000	CAP Move-CWIP	UZ	2000000502	11/28/2012	9.66
88107000	CAP Move-CWIP	UZ	2000000502	11/28/2012	118.32
88107000	CAP Move-CWIP	UZ	2000000502	11/28/2012	27.81
88107000	CAP Move-CWIP	UZ	2000000502	11/28/2012	2.76
88107000	CAP Move-CWIP	UZ	2000000502	11/28/2012	2.73
88107000	CAP Move-CWIP	UZ	2000000502	11/28/2012	36.24
88107000	CAP Move-CWIP	UZ	2000000502	11/28/2012	0.89
88107000	CAP Move-CWIP	UZ	2000000502	11/28/2012	2.50
88107000	CAP Move-CWIP	UZ	2000000502	11/28/2012	0.82
88107000	CAP Move-CWIP	UZ	2000000502	11/28/2012	32.62
88107000	CAP Move-CWIP	UZ	2000000502	11/28/2012	2.47
88107000	CAP Move-CWIP	UZ	2000000502	11/28/2012	32.62
88107000	CAP Move-CWIP	UZ	2000000502	11/28/2012	2.47
88107000	CAP Move-CWIP	UZ	2000000502	11/28/2012	2.50
88107000	CAP Move-CWIP	UZ	2000000502	11/28/2012	0.82
88107000	CAP Move-CWIP	UZ	2000000502	11/28/2012	11.67
88107000	CAP Move-CWIP	UZ	2000000502	11/28/2012	37.38
88107000	CAP Move-CWIP	UZ	2000000502	11/28/2012	159.70
88107000	CAP Move-CWIP	UZ	2000000502	11/28/2012	4.00
88107000	CAP Move-CWIP	UZ	2000000502	11/28/2012	3.94
88107000	CAP Move-CWIP	UZ	2000000502	11/28/2012	7.06
88107000	CAP Move-CWIP	UZ	2000000502	11/28/2012	98.35
88107000	CAP Move-CWIP	UZ	2000000502	11/28/2012	5.17
88107000	CAP Move-CWIP	UZ	2000000502	11/28/2012	26.67
88107000	CAP Move-CWIP	UZ	2000000502	11/28/2012	14.14
88107000	CAP Move-CWIP	UZ	2000000502	11/28/2012	4.81
88107000	CAP Move-CWIP	UZ	2000000502	11/28/2012	192.31
88107000	CAP Move-CWIP	UZ	2000000502	11/28/2012	39.88
88107000	CAP Move-CWIP	UZ	2000000507	11/28/2012	30,893.70
88107000	CAP Move-CWIP	UZ	2000000502	11/28/2012	72.07
88107000	CAP Move-CWIP	UZ	2000000502	11/28/2012	50.03
88107000	CAP Move-CWIP	UZ	2000000502	11/28/2012	953.01
88107000	CAP Move-CWIP	UZ	2000000502	11/28/2012	66.45
88107000	CAP Move-CWIP	UZ	2000000502	11/28/2012	38.13
88107000	CAP Move-CWIP	UZ	2000000502	11/28/2012	19.60
88107000	CAP Move-CWIP	UZ	2000000502	11/28/2012	84.13
88107000	CAP Move-CWIP	UZ	2000000502	11/28/2012	3.10
88107000	CAP Move-CWIP	UZ	2000000502	11/28/2012	272.78
88107000	CAP Move-CWIP	UZ	2000000502	11/28/2012	7.34
88252170	CAP Move-ADV NT WIP	UZ	2000000502	11/28/2012	(19,317.00)
88257100	CAP Move-RWIP	UZ	2000000502	11/28/2012	0.17
88257100	CAP Move-RWIP	UZ	2000000502	11/28/2012	3.21
88257100	CAP Move-RWIP	UZ	2000000502	11/28/2012	0.24
88257100	CAP Move-RWIP	UZ	2000000502	11/28/2012	0.13
88257100	CAP Move-RWIP	UZ	2000000502	11/28/2012	0.22
88257100	CAP Move-RWIP	UZ	2000000502	11/28/2012	0.17
88257100	CAP Move-RWIP	UZ	2000000502	11/28/2012	0.13
88257100	CAP Move-RWIP	UZ	2000000502	11/28/2012	3.21
88257100	CAP Move-RWIP	UZ	2000000502	11/28/2012	0.22
88257100	CAP Move-RWIP	UZ	2000000502	11/28/2012	0.24

Kentucky American Water Company  
Case No. 2012-00520  
Response to PSC DR1, Item 31

Account	Description	Doc Type	Document Number	Posting Date	Amount
88257100	CAP Move-RWIP	UZ	2000000502	11/28/2012	97.30
88257100	CAP Move-RWIP	UZ	2000000502	11/28/2012	1.22
88257100	CAP Move-RWIP	UZ	2000000502	11/28/2012	18.39
88257100	CAP Move-RWIP	UZ	2000000502	11/28/2012	1.76
88257100	CAP Move-RWIP	UZ	2000000502	11/28/2012	7.18
88257100	CAP Move-RWIP	UZ	2000000502	11/28/2012	97.66
88257100	CAP Move-RWIP	UZ	2000000502	11/28/2012	261.78
88257100	CAP Move-RWIP	UZ	2000000502	11/28/2012	33.40
88257100	CAP Move-RWIP	UZ	2000000502	11/28/2012	194.72
88257100	CAP Move-RWIP	UZ	2000000502	11/28/2012	22.10
88257100	CAP Move-RWIP	UZ	2000000502	11/28/2012	9.03
88257100	CAP Move-RWIP	UZ	2000000502	11/28/2012	29.59
88257100	CAP Move-RWIP	UZ	2000000502	11/28/2012	38.76
88257100	CAP Move-RWIP	UZ	2000000502	11/28/2012	136.57
88257100	CAP Move-RWIP	UZ	2000000502	11/28/2012	15.63
88257100	CAP Move-RWIP	UZ	2000000502	11/28/2012	41.13
88257100	CAP Move-RWIP	UZ	2000000502	11/28/2012	532.83
88257100	CAP Move-RWIP	UZ	2000000502	11/28/2012	10.43
88257100	CAP Move-RWIP	UZ	2000000502	11/28/2012	202.83
88257100	CAP Move-RWIP	UZ	2000000502	11/28/2012	1,008.55
88257100	CAP Move-RWIP	UZ	2000000502	11/28/2012	69.24
88257100	CAP Move-RWIP	UZ	2000000502	11/28/2012	22.98
88257100	CAP Move-RWIP	UZ	2000000502	11/28/2012	30.32
88257100	CAP Move-RWIP	UZ	2000000502	11/28/2012	19.27
88257100	CAP Move-RWIP	UZ	2000000502	11/28/2012	8.56
88257100	CAP Move-RWIP	UZ	2000000502	11/28/2012	7.25
88257100	CAP Move-RWIP	UZ	2000000502	11/28/2012	57.09
88257100	CAP Move-RWIP	UZ	2000000502	11/28/2012	5.20
88257100	CAP Move-RWIP	UZ	2000000502	11/28/2012	270.93
88257100	CAP Move-RWIP	UZ	2000000502	11/28/2012	0.24
88257100	CAP Move-RWIP	UZ	2000000502	11/28/2012	0.17
88257100	CAP Move-RWIP	UZ	2000000502	11/28/2012	3.15
88257100	CAP Move-RWIP	UZ	2000000502	11/28/2012	0.30
88257100	CAP Move-RWIP	UZ	2000000502	11/28/2012	0.09
88257100	CAP Move-RWIP	UZ	2000000502	11/28/2012	32.56
88257100	CAP Move-RWIP	UZ	2000000502	11/28/2012	162.03
88257100	CAP Move-RWIP	UZ	2000000502	11/28/2012	2.95
88257100	CAP Move-RWIP	UZ	2000000502	11/28/2012	8.52
88257100	CAP Move-RWIP	UZ	2000000502	11/28/2012	3.97
88257100	CAP Move-RWIP	UZ	2000000502	11/28/2012	96.72
88257100	CAP Move-RWIP	UZ	2000000502	11/28/2012	29.58
88257100	CAP Move-RWIP	UZ	2000000502	11/28/2012	2.41
88257100	CAP Move-RWIP	UZ	2000000502	11/28/2012	6.95
88257100	CAP Move-RWIP	UZ	2000000502	11/28/2012	3.62
88257100	CAP Move-RWIP	UZ	2000000502	11/28/2012	0.27
88257100	CAP Move-RWIP	UZ	2000000502	11/28/2012	0.28
88257100	CAP Move-RWIP	UZ	2000000502	11/28/2012	0.09
88257100	CAP Move-RWIP	UZ	2000000502	11/28/2012	0.27
88257100	CAP Move-RWIP	UZ	2000000502	11/28/2012	0.09
88257100	CAP Move-RWIP	UZ	2000000502	11/28/2012	3.62
88257100	CAP Move-RWIP	UZ	2000000502	11/28/2012	0.28
88257100	CAP Move-RWIP	UZ	2000000502	11/28/2012	17.74
88257100	CAP Move-RWIP	UZ	2000000502	11/28/2012	4.15
88257100	CAP Move-RWIP	UZ	2000000502	11/28/2012	1.30
88257100	CAP Move-RWIP	UZ	2000000502	11/28/2012	0.44
88257100	CAP Move-RWIP	UZ	2000000502	11/28/2012	2.96
88257100	CAP Move-RWIP	UZ	2000000502	11/28/2012	0.79
88257100	CAP Move-RWIP	UZ	2000000502	11/28/2012	0.58
88257100	CAP Move-RWIP	UZ	2000000502	11/28/2012	0.44
88257100	CAP Move-RWIP	UZ	2000000502	11/28/2012	10.93
88257100	CAP Move-RWIP	UZ	2000000502	11/28/2012	1.57
88257100	CAP Move-RWIP	UZ	2000000502	11/28/2012	4.43
88257100	CAP Move-RWIP	UZ	2000000502	11/28/2012	0.54
88257100	CAP Move-RWIP	UZ	2000000502	11/28/2012	21.37
88257100	CAP Move-RWIP	UZ	2000000502	11/28/2012	0.39
88257100	CAP Move-RWIP	UZ	2000000502	11/28/2012	0.51
88257100	CAP Move-RWIP	UZ	2000000502	11/28/2012	0.67
88257100	CAP Move-RWIP	UZ	2000000502	11/28/2012	9.63
88257100	CAP Move-RWIP	UZ	2000000502	11/28/2012	0.73
88257100	CAP Move-RWIP	UZ	2000000502	11/28/2012	23.73
88257100	CAP Move-RWIP	UZ	2000000502	11/28/2012	2.07
88257100	CAP Move-RWIP	UZ	2000000502	11/28/2012	0.87
88257100	CAP Move-RWIP	UZ	2000000502	11/28/2012	5.53
88257100	CAP Move-RWIP	UZ	2000000502	11/28/2012	76.94
88271170	CAP Move-CIAC NT WIP	UZ	2000000502	11/28/2012	(12,376.00)
88900000	CAP Move-Settlement	UZ	2000000502	11/28/2012	(113.10)
88900000	CAP Move-Settlement	UZ	2000000502	11/28/2012	(38.43)

Kentucky American Water Company  
Case No. 2012-00520  
Response to PSC DR1, Item 31

Account	Description	Doc Type	Document Number	Posting Date	Amount
88900000	CAP Move-Settlement	UZ	2000000502	11/28/2012	(310.29)
88900000	CAP Move-Settlement	UZ	2000000502	11/28/2012	(1,537.20)
88900000	CAP Move-Settlement	UZ	2000000502	11/28/2012	(59.38)
88900000	CAP Move-Settlement	UZ	2000000502	11/28/2012	(259.20)
88900000	CAP Move-Settlement	UZ	2000000502	11/28/2012	(6.48)
88900000	CAP Move-Settlement	UZ	2000000502	11/28/2012	(19.04)
88900000	CAP Move-Settlement	UZ	2000000502	11/28/2012	(648.00)
88900000	CAP Move-Settlement	UZ	2000000502	11/28/2012	(47.50)
88900000	CAP Move-Settlement	UZ	2000000502	11/28/2012	(16.20)
88900000	CAP Move-Settlement	UZ	2000000502	11/28/2012	(148.75)
88900000	CAP Move-Settlement	UZ	2000000507	11/28/2012	(1,784.55)
88900000	CAP Move-Settlement	UZ	2000000507	11/28/2012	(147.72)
88900000	CAP Move-Settlement	UZ	2000000502	11/28/2012	(2.80)
88900000	CAP Move-Settlement	UZ	2000000502	11/28/2012	(559.78)
88900000	CAP Move-Settlement	UZ	2000000502	11/28/2012	(39.92)
88900000	CAP Move-Settlement	UZ	2000000502	11/28/2012	(191.88)
88900000	CAP Move-Settlement	UZ	2000000502	11/28/2012	19,317.00
88900000	CAP Move-Settlement	UZ	2000000502	11/28/2012	12,376.00
88900000	CAP Move-Settlement	UZ	2000000502	11/28/2012	(59.04)
88900000	CAP Move-Settlement	UZ	2000000502	11/28/2012	(172.24)
88900000	CAP Move-Settlement	UZ	2000000502	11/28/2012	(0.86)
88900000	CAP Move-Settlement	UZ	2000000502	11/28/2012	(12.28)
88900000	CAP Move-Settlement	UZ	2000000502	11/28/2012	(23.82)
88900000	CAP Move-Settlement	UZ	2000000502	11/28/2012	(12.64)
88900000	CAP Move-Settlement	UZ	2000000502	11/28/2012	(16.60)
88900000	CAP Move-Settlement	UZ	2000000502	11/28/2012	(327.00)
88900000	CAP Move-Settlement	UZ	2000000502	11/28/2012	(26.64)
88900000	CAP Move-Settlement	UZ	2000000504	11/28/2012	(3,131.28)
88900000	CAP Move-Settlement	UZ	2000000502	11/28/2012	(22.38)
88900000	CAP Move-Settlement	UZ	2000000502	11/28/2012	(12.84)
88900000	CAP Move-Settlement	UZ	2000000502	11/28/2012	(320.88)
88900000	CAP Move-Settlement	UZ	2000000502	11/28/2012	(16.84)
88900000	CAP Move-Settlement	UZ	2000000502	11/28/2012	(24.26)
88900000	CAP Move-Settlement	UZ	2000000502	11/28/2012	(24.27)
88900000	CAP Move-Settlement	UZ	2000000502	11/28/2012	(12.84)
88900000	CAP Move-Settlement	UZ	2000000502	11/28/2012	(16.85)
88900000	CAP Move-Settlement	UZ	2000000502	11/28/2012	(22.37)
88900000	CAP Move-Settlement	UZ	2000000502	11/28/2012	(320.88)
88900000	CAP Move-Settlement	UZ	2000000502	11/28/2012	(7.98)
88900000	CAP Move-Settlement	UZ	2000000502	11/28/2012	(83.60)
88900000	CAP Move-Settlement	UZ	2000000502	11/28/2012	(442.25)
88900000	CAP Move-Settlement	UZ	2000000502	11/28/2012	(5.56)
88900000	CAP Move-Settlement	UZ	2000000502	11/28/2012	(32.65)
88900000	CAP Move-Settlement	UZ	2000000502	11/28/2012	(47.95)
88900000	CAP Move-Settlement	UZ	2000000502	11/28/2012	(210.61)
88900000	CAP Move-Settlement	UZ	2000000502	11/28/2012	(17.86)
88900000	CAP Move-Settlement	UZ	2000000502	11/28/2012	(66.32)
88900000	CAP Move-Settlement	UZ	2000000502	11/28/2012	(433.44)
88900000	CAP Move-Settlement	UZ	2000000502	11/28/2012	(483.25)
88900000	CAP Move-Settlement	UZ	2000000502	11/28/2012	(108.96)
88900000	CAP Move-Settlement	UZ	2000000502	11/28/2012	(1,038.69)
88900000	CAP Move-Settlement	UZ	2000000502	11/28/2012	(83.38)
88900000	CAP Move-Settlement	UZ	2000000502	11/28/2012	(56.33)
88900000	CAP Move-Settlement	UZ	2000000502	11/28/2012	(265.59)
88900000	CAP Move-Settlement	UZ	2000000502	11/28/2012	(28.73)
88900000	CAP Move-Settlement	UZ	2000000502	11/28/2012	(41.03)
88900000	CAP Move-Settlement	UZ	2000000502	11/28/2012	(443.90)
88900000	CAP Move-Settlement	UZ	2000000502	11/28/2012	(885.11)
88900000	CAP Move-Settlement	UZ	2000000502	11/28/2012	(100.44)
88900000	CAP Move-Settlement	UZ	2000000502	11/28/2012	(1,189.91)
88900000	CAP Move-Settlement	UZ	2000000502	11/28/2012	(151.82)
88900000	CAP Move-Settlement	UZ	2000000502	11/28/2012	(8.60)
88900000	CAP Move-Settlement	UZ	2000000502	11/28/2012	(190.66)
88900000	CAP Move-Settlement	UZ	2000000502	11/28/2012	(36.83)
88900000	CAP Move-Settlement	UZ	2000000502	11/28/2012	(14.01)
88900000	CAP Move-Settlement	UZ	2000000502	11/28/2012	(50.43)
88900000	CAP Move-Settlement	UZ	2000000502	11/28/2012	(95.46)
88900000	CAP Move-Settlement	UZ	2000000502	11/28/2012	(132.68)
88900000	CAP Move-Settlement	UZ	2000000502	11/28/2012	(125.02)
88900000	CAP Move-Settlement	UZ	2000000502	11/28/2012	(440.55)
88900000	CAP Move-Settlement	UZ	2000000502	11/28/2012	(1,718.81)
88900000	CAP Move-Settlement	UZ	2000000502	11/28/2012	(87.40)
88900000	CAP Move-Settlement	UZ	2000000502	11/28/2012	(65.74)
88900000	CAP Move-Settlement	UZ	2000000502	11/28/2012	(872.64)
88900000	CAP Move-Settlement	UZ	2000000507	11/28/2012	(954.00)
88900000	CAP Move-Settlement	UZ	2000000502	11/28/2012	(223.36)
88900000	CAP Move-Settlement	UZ	2000000502	11/28/2012	(3,253.39)

Kentucky American Water Company  
Case No. 2012-00520  
Response to PSC DR1, Item 31

Account	Description	Doc Type	Document Number	Posting Date	Amount
88900000	CAP Move-Settlement	UZ	2000000502	11/28/2012	(74.14)
88900000	CAP Move-Settlement	UZ	2000000502	11/28/2012	(654.29)
88900000	CAP Move-Settlement	UZ	2000000502	11/28/2012	(97.80)
88900000	CAP Move-Settlement	UZ	2000000502	11/28/2012	(33.65)
88900000	CAP Move-Settlement	UZ	2000000507	11/28/2012	(21.20)
88900000	CAP Move-Settlement	UZ	2000000502	11/28/2012	(831.74)
88900000	CAP Move-Settlement	UZ	2000000502	11/28/2012	(83.27)
88900000	CAP Move-Settlement	UZ	2000000502	11/28/2012	(62.67)
88900000	CAP Move-Settlement	UZ	2000000502	11/28/2012	(55.74)
88900000	CAP Move-Settlement	UZ	2000000502	11/28/2012	(2,084.08)
88900000	CAP Move-Settlement	UZ	2000000502	11/28/2012	(148.24)
88900000	CAP Move-Settlement	UZ	2000000502	11/28/2012	(40.03)
88900000	CAP Move-Settlement	UZ	2000000502	11/28/2012	(439.19)
88900000	CAP Move-Settlement	UZ	2000000502	11/28/2012	(65.82)
88900000	CAP Move-Settlement	UZ	2000000502	11/28/2012	(1.27)
88900000	CAP Move-Settlement	UZ	2000000502	11/28/2012	(2.28)
88900000	CAP Move-Settlement	UZ	2000000502	11/28/2012	(0.73)
88900000	CAP Move-Settlement	UZ	2000000502	11/28/2012	(24.21)
88900000	CAP Move-Settlement	UZ	2000000502	11/28/2012	(1.81)
88900000	CAP Move-Settlement	UZ	2000000502	11/28/2012	(65.50)
88900000	CAP Move-Settlement	UZ	2000000502	11/28/2012	(1,246.36)
88900000	CAP Move-Settlement	UZ	2000000502	11/28/2012	(22.70)
88900000	CAP Move-Settlement	UZ	2000000502	11/28/2012	(30.55)
88900000	CAP Move-Settlement	UZ	2000000502	11/28/2012	(250.47)
88900000	CAP Move-Settlement	UZ	2000000502	11/28/2012	(178.30)
88900000	CAP Move-Settlement	UZ	2000000502	11/28/2012	(30.00)
88900000	CAP Move-Settlement	UZ	2000000502	11/28/2012	(54.73)
88900000	CAP Move-Settlement	UZ	2000000502	11/28/2012	(750.00)
88900000	CAP Move-Settlement	UZ	2000000502	11/28/2012	(39.38)
88900000	CAP Move-Settlement	UZ	2000000502	11/28/2012	(62.50)
88900000	CAP Move-Settlement	UZ	2000000502	11/28/2012	(3.27)
88900000	CAP Move-Settlement	UZ	2000000502	11/28/2012	(2.50)
88900000	CAP Move-Settlement	UZ	2000000502	11/28/2012	(4.55)
88900000	CAP Move-Settlement	UZ	2000000502	11/28/2012	(14.84)
88900000	CAP Move-Settlement	UZ	2000000502	11/28/2012	(483.60)
88900000	CAP Move-Settlement	UZ	2000000502	11/28/2012	(12.07)
88900000	CAP Move-Settlement	UZ	2000000502	11/28/2012	(34.76)
88900000	CAP Move-Settlement	UZ	2000000502	11/28/2012	(147.90)
88900000	CAP Move-Settlement	UZ	2000000502	11/28/2012	(2.73)
88900000	CAP Move-Settlement	UZ	2000000502	11/28/2012	(36.24)
88900000	CAP Move-Settlement	UZ	2000000502	11/28/2012	(0.89)
88900000	CAP Move-Settlement	UZ	2000000502	11/28/2012	(2.76)
88900000	CAP Move-Settlement	UZ	2000000502	11/28/2012	(2.74)
88900000	CAP Move-Settlement	UZ	2000000502	11/28/2012	(0.91)
88900000	CAP Move-Settlement	UZ	2000000502	11/28/2012	(2.78)
88900000	CAP Move-Settlement	UZ	2000000502	11/28/2012	(36.24)
88900000	CAP Move-Settlement	UZ	2000000502	11/28/2012	(36.24)
88900000	CAP Move-Settlement	UZ	2000000502	11/28/2012	(2.78)
88900000	CAP Move-Settlement	UZ	2000000502	11/28/2012	(2.74)
88900000	CAP Move-Settlement	UZ	2000000502	11/28/2012	(0.91)
88900000	CAP Move-Settlement	UZ	2000000502	11/28/2012	(177.44)
88900000	CAP Move-Settlement	UZ	2000000502	11/28/2012	(4.44)
88900000	CAP Move-Settlement	UZ	2000000502	11/28/2012	(12.97)
88900000	CAP Move-Settlement	UZ	2000000502	11/28/2012	(41.53)
88900000	CAP Move-Settlement	UZ	2000000502	11/28/2012	(29.63)
88900000	CAP Move-Settlement	UZ	2000000502	11/28/2012	(5.75)
88900000	CAP Move-Settlement	UZ	2000000502	11/28/2012	(109.28)
88900000	CAP Move-Settlement	UZ	2000000502	11/28/2012	(4.38)
88900000	CAP Move-Settlement	UZ	2000000502	11/28/2012	(7.85)
88900000	CAP Move-Settlement	UZ	2000000502	11/28/2012	(213.68)
88900000	CAP Move-Settlement	UZ	2000000502	11/28/2012	(5.35)
88900000	CAP Move-Settlement	UZ	2000000502	11/28/2012	(15.71)
88900000	CAP Move-Settlement	UZ	2000000502	11/28/2012	(44.31)
88900000	CAP Move-Settlement	UZ	2000000507	11/28/2012	(30,893.70)
88900000	CAP Move-Settlement	UZ	2000000502	11/28/2012	(962.64)
88900000	CAP Move-Settlement	UZ	2000000502	11/28/2012	(38.52)
88900000	CAP Move-Settlement	UZ	2000000502	11/28/2012	(67.12)
88900000	CAP Move-Settlement	UZ	2000000502	11/28/2012	(72.80)
88900000	CAP Move-Settlement	UZ	2000000502	11/28/2012	(50.54)
88900000	CAP Move-Settlement	UZ	2000000502	11/28/2012	(349.72)
88900000	CAP Move-Settlement	UZ	2000000502	11/28/2012	(25.13)
88900000	CAP Move-Settlement	UZ	2000000502	11/28/2012	(107.86)
88900000	CAP Move-Settlement	UZ	2000000502	11/28/2012	(3.97)
88900000	CAP Move-Settlement	UZ	2000000502	11/28/2012	(9.41)
40111000	Res Sales Billed	ZA	9400001396	11/29/2012	(190,628.68)
40111000	Res Sales Billed	ZA	9400001396	11/29/2012	(12.88)
40111000	Res Sales Billed	ZA	9400001396	11/29/2012	(28.78)

Kentucky American Water Company  
Case No. 2012-00520  
Response to PSC DR1, Item 31

Account	Description	Doc Type	Document Number	Posting Date	Amount
40121000	Com Sales Billed	ZA	9400001396	11/29/2012	(30,013.98)
40145000	Priv Fire Billed	ZA	9400001396	11/29/2012	(645.92)
40151000	Publ Auth Billed	ZA	9400001396	11/29/2012	526.42
40161000	Sls/Rsle Billed	ZA	9400001396	11/29/2012	(1,375.12)
40211000	Dom WW Svc Billed	ZA	9400001396	11/29/2012	(29.72)
40211000	Dom WW Svc Billed	ZA	9400001396	11/29/2012	(23.54)
40310400	OthRev-NSF Ck Chrg	ZA	9400001396	11/29/2012	(72.00)
40310500	OthRev-App/InitFee	ZA	9400001396	11/29/2012	(26.00)
40310500	OthRev-App/InitFee	ZA	9400001396	11/29/2012	(1,095.00)
40310500	OthRev-App/InitFee	ZA	9400001396	11/29/2012	(1,846.00)
40310700	OthRev-Reconnct Fee	ZA	9400001396	11/29/2012	(416.00)
50452000	Emp Physical Exams	KR	5000003362	11/29/2012	42.40
50452000	Emp Physical Exams	KR	5000003362	11/29/2012	37.10
50452000	Emp Physical Exams	KR	5000003362	11/29/2012	37.10
50452000	Emp Physical Exams	KR	5000003362	11/29/2012	26.50
50452000	Emp Physical Exams	KR	5000003362	11/29/2012	26.50
50452000	Emp Physical Exams	KR	5000003362	11/29/2012	21.20
51010000	Purchased Water	KR	5000003326	11/29/2012	12,335.91
51110000	Waste Disposal	WA	5000003356	11/29/2012	1,593.18
51110000	Waste Disposal	WA	5000003356	11/29/2012	158.61
51110000	Waste Disposal	WA	5000003360	11/29/2012	35.88
51510000	Purchased Power	ZN	5000003329	11/29/2012	1,940.91
51510000	Purchased Power	ZN	5000003330	11/29/2012	21.86
51800000	Chemicals	WA	5000003355	11/29/2012	1,704.45
51800000	Chemicals	WA	5000003355	11/29/2012	3,054.91
51800000	Chemicals	WA	5000003355	11/29/2012	1,858.72
51800000	Chemicals	WA	5000003355	11/29/2012	14,121.62
51800000	Chemicals	WA	5000003355	11/29/2012	2,045.10
51800000	Chemicals	WA	5000003355	11/29/2012	1,860.42
51800000	Chemicals	WA	5000003357	11/29/2012	(85.58)
51800000	Chemicals	WA	5000003358	11/29/2012	55.56
51800000	Chemicals	WA	5000003358	11/29/2012	140.48
51800000	Chemicals	WA	5000003358	11/29/2012	1,162.63
51800000	Chemicals	WA	5000003359	11/29/2012	418.15
51800000	Chemicals	WA	5000003359	11/29/2012	2,318.51
51800000	Chemicals	WA	5000003359	11/29/2012	304.61
51800000	Chemicals	WA	5000003359	11/29/2012	89.23
51800000	Chemicals	WA	5000003359	11/29/2012	121.25
51800000	Chemicals	WA	5000003359	11/29/2012	1,879.57
51800000	Chemicals	WA	5000003359	11/29/2012	1,194.86
51800000	Chemicals	WA	5000003359	11/29/2012	1,269.83
52000000	M&S Expense (O&M)	SA	100001876	11/29/2012	68.35
52000000	M&S Expense (O&M)	SA	100001876	11/29/2012	(68.35)
52000000	M&S Expense (O&M)	SA	100001877	11/29/2012	73.97
52000000	M&S Expense (O&M)	SA	100001877	11/29/2012	(73.97)
52000000	M&S Expense (O&M)	SA	100001877	11/29/2012	500.11
52000000	M&S Expense (O&M)	SA	100001877	11/29/2012	(500.11)
52000000	M&S Expense (O&M)	SA	100001877	11/29/2012	151.29
52000000	M&S Expense (O&M)	SA	100001877	11/29/2012	(151.29)
52000000	M&S Expense (O&M)	SA	100001877	11/29/2012	86.67
52000000	M&S Expense (O&M)	SA	100001877	11/29/2012	(86.67)
52000000	M&S Expense (O&M)	SA	100001878	11/29/2012	100.70
52000000	M&S Expense (O&M)	SA	100001878	11/29/2012	(100.70)
52000000	M&S Expense (O&M)	SA	100001879	11/29/2012	39.58
52000000	M&S Expense (O&M)	SA	100001879	11/29/2012	(39.58)
52000000	M&S Expense (O&M)	SA	100001880	11/29/2012	38.66
52000000	M&S Expense (O&M)	SA	100001880	11/29/2012	(38.66)
52000000	M&S Expense (O&M)	KR	5000003333	11/29/2012	115.44
52000000	M&S Expense (O&M)	KR	5000003344	11/29/2012	794.84
52000000	M&S Expense (O&M)	KR	5000003345	11/29/2012	163.77
52000000	M&S Expense (O&M)	KR	5000003346	11/29/2012	252.81
52000000	M&S Expense (O&M)	KR	5000003347	11/29/2012	747.42
52000000	M&S Expense (O&M)	KR	5000003361	11/29/2012	644.04
52000000	M&S Expense (O&M)	WA	5000003379	11/29/2012	156.52
52000000	M&S Expense (O&M)	WA	5000003379	11/29/2012	422.38
52000000	M&S Expense (O&M)	WA	5000003380	11/29/2012	142.12
52000000	M&S Expense (O&M)	WA	5000003380	11/29/2012	1,029.99
52000000	M&S Expense (O&M)	WA	5000003380	11/29/2012	129.13
52000000	M&S Expense (O&M)	WA	5000003380	11/29/2012	15.47
52000000	M&S Expense (O&M)	WA	5000003380	11/29/2012	15.12
52000000	M&S Expense (O&M)	WA	5000003381	11/29/2012	223.04
52000000	M&S Expense (O&M)	WA	5000003382	11/29/2012	144.43
52000000	M&S Expense (O&M)	WA	5000003382	11/29/2012	513.89
52000000	M&S Expense (O&M)	WA	5000003382	11/29/2012	81.33
52000000	M&S Expense (O&M)	WA	5000003382	11/29/2012	44.63
52000000	M&S Expense (O&M)	WA	5000003383	11/29/2012	21.20
52000000	M&S Expense (O&M)	WA	5000003383	11/29/2012	72.21



Kentucky American Water Company  
Case No. 2012-00520  
Response to PSC DR1, Item 31

Account	Description	Doc Type	Document Number	Posting Date	Amount
52000000	M&S Expense (O&M)	WA	5000003384	11/29/2012	70.82
52000000	M&S Expense (O&M)	WA	5000003385	11/29/2012	70.82
52000000	M&S Expense (O&M)	WA	5000003385	11/29/2012	64.69
52000000	M&S Expense (O&M)	WA	5000003386	11/29/2012	53.18
52000000	M&S Expense (O&M)	WA	5000003387	11/29/2012	71.06
52000000	M&S Expense (O&M)	WA	5000003387	11/29/2012	378.89
52000000	M&S Expense (O&M)	WA	5000003387	11/29/2012	44.63
52000000	M&S Expense (O&M)	WA	5000003387	11/29/2012	81.33
52000000	M&S Expense (O&M)	WA	5000003388	11/29/2012	378.89
52000000	M&S Expense (O&M)	WA	5000003388	11/29/2012	44.63
52000000	M&S Expense (O&M)	WA	5000003388	11/29/2012	81.33
52000000	M&S Expense (O&M)	ZI	9000001335	11/29/2012	347.93
52000000	M&S Expense (O&M)	ZI	9000001336	11/29/2012	79.47
52000000	M&S Expense (O&M)	ZI	9000001411	11/29/2012	237.40
52000000	M&S Expense (O&M)	ZI	9000001422	11/29/2012	100.11
52000000	M&S Expense (O&M)	ZI	9000001431	11/29/2012	83.31
52000000	M&S Expense (O&M)	ZI	9000001442	11/29/2012	18.70
52000000	M&S Expense (O&M)	ZI	9000001447	11/29/2012	240.79
52000000	M&S Expense (O&M)	ZI	9000001454	11/29/2012	31.69
52000000	M&S Expense (O&M)	ZI	9000001455	11/29/2012	443.36
52000000	M&S Expense (O&M)	ZI	9000001471	11/29/2012	51.41
52000000	M&S Expense (O&M)	ZI	9000001472	11/29/2012	105.68
52000000	M&S Expense (O&M)	ZI	9000001515	11/29/2012	342.34
52000000	M&S Expense (O&M)	ZI	9000001527	11/29/2012	16.71
52000000	M&S Expense (O&M)	ZI	9000001528	11/29/2012	19.80
52000000	M&S Expense (O&M)	ZI	9000001540	11/29/2012	216.28
52500000	Misc Expense (O&M)	SN	100001926	11/29/2012	(1,748.70)
52500000	Misc Expense (O&M)	KR	5000003364	11/29/2012	853.79
52500000	Misc Expense (O&M)	KR	5000003366	11/29/2012	488.98
52500000	Misc Expense (O&M)	ZI	9000001323	11/29/2012	175.00
52500000	Misc Expense (O&M)	ZI	9000001370	11/29/2012	276.53
52500000	Misc Expense (O&M)	ZI	9000001371	11/29/2012	111.42
52500000	Misc Expense (O&M)	ZI	9000001539	11/29/2012	629.62
52500000	Misc Expense (O&M)	UZ	2000000508	11/29/2012	0.01
52500000	Misc Expense (O&M)	UZ	2000000508	11/29/2012	(1,150.10)
52500000	Misc Expense (O&M)	UZ	2000000508	11/29/2012	(801,360.00)
52503000	Advertising	KR	5000003354	11/29/2012	530.00
52532000	Electricity	ZN	5000003330	11/29/2012	68.68
52532000	Electricity	ZN	5000003330	11/29/2012	29.31
52532000	Electricity	ZN	5000003330	11/29/2012	53.53
52532000	Electricity	ZN	5000003330	11/29/2012	71.04
52532000	Electricity	ZN	5000003330	11/29/2012	40.74
52532000	Electricity	ZN	5000003330	11/29/2012	22.19
52534000	Employee Expenses	ZI	9000001433	11/29/2012	5.00
52534000	Employee Expenses	ZI	9000001441	11/29/2012	493.20
52535000	Meals Deductible	ZI	9000001162	11/29/2012	18.61
52535000	Meals Deductible	ZI	9000001192	11/29/2012	8.85
52535000	Meals Deductible	ZI	9000001309	11/29/2012	5.71
52535000	Meals Deductible	ZI	9000001326	11/29/2012	35.39
52535000	Meals Deductible	ZI	9000001334	11/29/2012	9.85
52535000	Meals Deductible	ZI	9000001360	11/29/2012	15.34
52535000	Meals Deductible	ZI	9000001385	11/29/2012	9.90
52535000	Meals Deductible	ZI	9000001412	11/29/2012	70.00
52535000	Meals Deductible	ZI	9000001419	11/29/2012	64.72
52535000	Meals Deductible	ZI	9000001432	11/29/2012	10.31
52535000	Meals Deductible	ZI	9000001451	11/29/2012	31.71
52535000	Meals Deductible	ZI	9000001453	11/29/2012	17.33
52535000	Meals Deductible	ZI	9000001462	11/29/2012	6.97
52535000	Meals Deductible	ZI	9000001465	11/29/2012	15.94
52535000	Meals Deductible	ZI	9000001466	11/29/2012	15.67
52535000	Meals Deductible	ZI	9000001477	11/29/2012	23.89
52535000	Meals Deductible	ZI	9000001492	11/29/2012	14.53
52535000	Meals Deductible	ZI	9000001502	11/29/2012	9.47
52535000	Meals Deductible	ZI	9000001503	11/29/2012	13.19
52549500	Inv Phys W/O Scrap	WI	5000003350	11/29/2012	1,535.93
52549500	Inv Phys W/O Scrap	WI	5000003350	11/29/2012	(139.00)
52549500	Inv Phys W/O Scrap	WI	5000003350	11/29/2012	4,974.87
52549500	Inv Phys W/O Scrap	WI	5000003350	11/29/2012	412.36
52549500	Inv Phys W/O Scrap	WI	5000003350	11/29/2012	1,870.59
52549500	Inv Phys W/O Scrap	WI	5000003350	11/29/2012	(1,249.64)
52549500	Inv Phys W/O Scrap	WI	5000003350	11/29/2012	(36.36)
52549500	Inv Phys W/O Scrap	WI	5000003350	11/29/2012	(918.80)
52549500	Inv Phys W/O Scrap	WI	5000003350	11/29/2012	1,065.92
52549500	Inv Phys W/O Scrap	WI	5000003350	11/29/2012	(469.57)
52549500	Inv Phys W/O Scrap	WI	5000003350	11/29/2012	481.43
52549500	Inv Phys W/O Scrap	WI	5000003350	11/29/2012	(50.19)
52549500	Inv Phys W/O Scrap	WI	5000003350	11/29/2012	(80.56)

Kentucky American Water Company  
Case No. 2012-00520  
Response to PSC DR1, Item 31

Account	Description	Doc Type	Document Number	Posting Date	Amount
52549500	Inv Phys W/O Scrap	WI	5000003350	11/29/2012	(34.55)
52550000	Janitorial	ZI	9000001490	11/29/2012	8.54
52550000	Janitorial	ZI	9000001534	11/29/2012	8.54
52554500	Lab Supplies	WE	5000003353	11/29/2012	162.10
52562000	Office Supplies	RE	5000003328	11/29/2012	41.81
52562000	Office Supplies	RE	5000003328	11/29/2012	41.80
52562000	Office Supplies	RE	5000003348	11/29/2012	(0.01)
52562000	Office Supplies	ZI	9000001340	11/29/2012	50.11
52562000	Office Supplies	ZI	9000001418	11/29/2012	180.98
52562000	Office Supplies	ZI	9000001535	11/29/2012	57.49
52571100	Add'l Security Costs	KR	5000003363	11/29/2012	1,008.75
52574000	Telephone	ZC	9400001395	11/29/2012	0.58
52574000	Telephone	ZC	9400001395	11/29/2012	10.47
52574000	Telephone	ZC	9400001395	11/29/2012	98.00
52574000	Telephone	ZC	9400001395	11/29/2012	133.90
52574000	Telephone	ZC	9400001395	11/29/2012	236.25
52574000	Telephone	ZC	9400001395	11/29/2012	315.18
52574000	Telephone	ZC	9400001395	11/29/2012	472.50
52574000	Telephone	ZC	9400001395	11/29/2012	989.94
52574000	Telephone	UZ	2000000508	11/29/2012	38,475.23
52582000	Uniforms	ZI	9000001341	11/29/2012	47.04
52582000	Uniforms	ZI	9000001459	11/29/2012	127.89
52582000	Uniforms	ZI	9000001460	11/29/2012	53.81
52582000	Uniforms	ZI	9000001490	11/29/2012	36.54
52582000	Uniforms	ZI	9000001525	11/29/2012	69.19
52582000	Uniforms	ZI	9000001526	11/29/2012	53.81
52582000	Uniforms	ZI	9000001534	11/29/2012	32.60
53150000	Contr Svc-Other	KR	5000003334	11/29/2012	111.83
53150000	Contr Svc-Other	WE	5000003335	11/29/2012	4,985.00
53150000	Contr Svc-Other	WE	5000003342	11/29/2012	406.00
53150000	Contr Svc-Other	WE	5000003343	11/29/2012	540.00
53150000	Contr Svc-Other	KR	5000003365	11/29/2012	90.10
53150000	Contr Svc-Other	KR	5000003367	11/29/2012	114.06
53150000	Contr Svc-Other	KR	5000003368	11/29/2012	110.61
53150000	Contr Svc-Other	KR	5000003369	11/29/2012	113.60
53150000	Contr Svc-Other	KR	5000003370	11/29/2012	122.21
53150000	Contr Svc-Other	KR	5000003371	11/29/2012	112.79
53150000	Contr Svc-Other	ZI	9000001475	11/29/2012	60.00
53150000	Contr Svc-Other	ZI	9000001476	11/29/2012	75.00
53150000	Contr Svc-Other	ZI	9000001495	11/29/2012	68.90
53150000	Contr Svc-Other	UZ	2000000511	11/29/2012	(17,000.00)
53150000	Contr Svc-Other	UZ	2000000511	11/29/2012	17,000.00
53150000	Contr Svc-Other	UZ	2000000513	11/29/2012	13,450.00
53150000	Contr Svc-Other	UZ	2000000513	11/29/2012	(4,000.00)
53150000	Contr Svc-Other	UZ	2000000508	11/29/2012	(10,200.00)
53150000	Contr Svc-Other	UZ	2000000508	11/29/2012	10,200.00
53150000	Contr Svc-Other	UZ	2000000511	11/29/2012	(111.83)
53150000	Contr Svc-Other	UZ	2000000511	11/29/2012	(4,985.00)
53155000	Contr Svc-Legal	KR	5000003340	11/29/2012	720.80
55000000	Transportation (O&M)	ZI	9000001480	11/29/2012	33.84
57010000	Uncoll Accts Exp	ZA	9400001396	11/29/2012	3,158.13
57010000	Uncoll Accts Exp	ZA	9400001396	11/29/2012	54,870.58
72802000	CIAC Rcpt Svcs Clrg	DR	4000004115	11/29/2012	(817.00)
72802000	CIAC Rcpt Svcs Clrg	DR	4000004123	11/29/2012	(817.00)
72802000	CIAC Rcpt Svcs Clrg	DR	4000004125	11/29/2012	(817.00)
72802000	CIAC Rcpt Svcs Clrg	DR	4000004127	11/29/2012	(300.00)
72802100	CIAC Rcpt Non-SrvClr	DR	4000004055	11/29/2012	(817.00)
72802100	CIAC Rcpt Non-SrvClr	ZF	5000003349	11/29/2012	427.66
72802100	CIAC Rcpt Non-SrvClr	UZ	2000000513	11/29/2012	(427.66)
72802100	CIAC Rcpt Non-SrvClr	UZ	2000000511	11/29/2012	817.00
88107000	CAP Move-CWIP	UZ	2000000512	11/29/2012	(16,830.00)
88107000	CAP Move-CWIP	UZ	2000000512	11/29/2012	16,830.00
88107000	CAP Move-CWIP	UZ	2000000514	11/29/2012	(13,315.50)
88107000	CAP Move-CWIP	UZ	2000000514	11/29/2012	3,960.00
88107000	CAP Move-CWIP	UZ	2000000509	11/29/2012	(10,200.00)
88107000	CAP Move-CWIP	UZ	2000000509	11/29/2012	10,200.00
88107000	CAP Move-CWIP	UZ	2000000509	11/29/2012	(0.01)
88107000	CAP Move-CWIP	UZ	2000000509	11/29/2012	897.08
88107000	CAP Move-CWIP	UZ	2000000512	11/29/2012	111.83
88107000	CAP Move-CWIP	UZ	2000000509	11/29/2012	697,183.20
88107000	CAP Move-CWIP	UZ	2000000509	11/29/2012	(38,475.23)
88107000	CAP Move-CWIP	UZ	2000000512	11/29/2012	4,735.75
88257100	CAP Move-RWIP	UZ	2000000512	11/29/2012	170.00
88257100	CAP Move-RWIP	UZ	2000000512	11/29/2012	(170.00)
88257100	CAP Move-RWIP	UZ	2000000514	11/29/2012	(134.50)
88257100	CAP Move-RWIP	UZ	2000000514	11/29/2012	40.00
88257100	CAP Move-RWIP	UZ	2000000509	11/29/2012	253.02

Kentucky American Water Company  
Case No. 2012-00520  
Response to PSC DR1, Item 31

Account	Description	Doc Type	Document Number	Posting Date	Amount
88257100	CAP Move-RWIP	UZ	200000509	11/29/2012	104,176.80
88257100	CAP Move-RWIP	UZ	200000512	11/29/2012	249.25
88271170	CAP Move-CIAC NT WIP	UZ	200000514	11/29/2012	427.66
88271170	CAP Move-CIAC NT WIP	UZ	200000512	11/29/2012	(817.00)
88900000	CAP Move-Settlement	UZ	200000512	11/29/2012	(17,000.00)
88900000	CAP Move-Settlement	UZ	200000512	11/29/2012	17,000.00
88900000	CAP Move-Settlement	UZ	200000514	11/29/2012	(4,000.00)
88900000	CAP Move-Settlement	UZ	200000514	11/29/2012	13,450.00
88900000	CAP Move-Settlement	UZ	200000514	11/29/2012	(427.66)
88900000	CAP Move-Settlement	UZ	200000509	11/29/2012	(10,200.00)
88900000	CAP Move-Settlement	UZ	200000509	11/29/2012	10,200.00
88900000	CAP Move-Settlement	UZ	200000509	11/29/2012	0.01
88900000	CAP Move-Settlement	UZ	200000509	11/29/2012	(1,150.10)
88900000	CAP Move-Settlement	UZ	200000512	11/29/2012	(111.83)
88900000	CAP Move-Settlement	UZ	200000512	11/29/2012	817.00
88900000	CAP Move-Settlement	UZ	200000509	11/29/2012	(801,360.00)
88900000	CAP Move-Settlement	UZ	200000509	11/29/2012	38,475.23
88900000	CAP Move-Settlement	UZ	200000512	11/29/2012	(4,985.00)
40111000	Res Sales Billed	SA	100002011	11/30/2012	18.18
40111000	Res Sales Billed	SA	100002011	11/30/2012	648.47
40111000	Res Sales Billed	SA	100002011	11/30/2012	(18.60)
40111000	Res Sales Billed	SA	100002011	11/30/2012	194.37
40112000	Res Sales Unbilled	ZK	4500000004	11/30/2012	(2,190,407.74)
40121000	Com Sales Billed	SV	100001937	11/30/2012	32,107.41
40121000	Com Sales Billed	SV	100001937	11/30/2012	635.32
40121000	Com Sales Billed	SV	100001937	11/30/2012	18,945.49
40121000	Com Sales Billed	SV	100001937	11/30/2012	331.63
40121000	Com Sales Billed	SA	100002011	11/30/2012	(54.12)
40122000	Com Sales Unbilled	ZK	4500000004	11/30/2012	(1,096,568.71)
40132000	Ind Sales Unbilled	ZK	4500000004	11/30/2012	(103,073.67)
40141000	Publ Fire Billed	SV	100001937	11/30/2012	22,898.61
40141000	Publ Fire Billed	SV	100001937	11/30/2012	515.31
40151000	Publ Auth Billed	SA	100001739	11/30/2012	1,896.23
40152000	Publ Auth Unbilled	ZK	4500000004	11/30/2012	(344,309.50)
40161050	SlS/Rsle Billed I/C	SA	100001930	11/30/2012	(1,375.79)
40161050	SlS/Rsle Billed I/C	SA	100001930	11/30/2012	(739.01)
40162000	SalesforRsle Unbilld	ZK	4500000004	11/30/2012	(107,188.95)
40211000	Dom WW Svc Billed	SA	100001739	11/30/2012	139.51
40211000	Dom WW Svc Billed	SA	100001739	11/30/2012	257.90
40211000	Dom WW Svc Billed	SA	100002011	11/30/2012	2.47
40211000	Dom WW Svc Billed	SA	100002011	11/30/2012	4.94
40211000	Dom WW Svc Billed	SA	100002011	11/30/2012	176.06
40211000	Dom WW Svc Billed	SA	100002011	11/30/2012	(397.41)
40211000	Dom WW Svc Billed	SA	100002011	11/30/2012	4.94
40211000	Dom WW Svc Billed	SA	100002011	11/30/2012	(210.40)
40310250	OthRev-Rent I/C	SA	100001948	11/30/2012	(27,416.80)
40310600	OthRev-Usage Data	SA	100001938	11/30/2012	(400.00)
40310600	OthRev-Usage Data	SA	100001938	11/30/2012	(100.00)
40310600	OthRev-Usage Data	SA	100001938	11/30/2012	(100.00)
40319900	OthRev-Misc Svc	SA	100001938	11/30/2012	(755.00)
50100000	Labor Expense	PA	7000000157	11/30/2012	253.86
50100000	Labor Expense	PA	7000000157	11/30/2012	931.66
50100000	Labor Expense	PA	7000000157	11/30/2012	51,800.83
50100000	Labor Expense	PA	7000000157	11/30/2012	13,608.06
50100000	Labor Expense	PA	7000000157	11/30/2012	28,614.13
50100000	Labor Expense	PA	7000000157	11/30/2012	26,034.82
50100000	Labor Expense	PA	7000000157	11/30/2012	5,870.10
50100000	Labor Expense	PA	7000000157	11/30/2012	617.48
50100000	Labor Expense	PA	7000000157	11/30/2012	24.21
50100000	Labor Expense	PA	7000000157	11/30/2012	483.60
50100000	Labor Expense	PA	7000000157	11/30/2012	1,410.08
50100000	Labor Expense	PA	7000000157	11/30/2012	659.44
50100000	Labor Expense	PA	7000000157	11/30/2012	819.44
50100000	Labor Expense	PA	7000000157	11/30/2012	2,987.68
50100000	Labor Expense	PA	7000000157	11/30/2012	36.24
50100000	Labor Expense	PA	7000000157	11/30/2012	36.24
50100000	Labor Expense	PA	7000000157	11/30/2012	36.24
50100000	Labor Expense	PA	7000000157	11/30/2012	9,336.84
50100000	Labor Expense	PA	7000000157	11/30/2012	84.24
50100000	Labor Expense	PA	7000000157	11/30/2012	9,025.76
50100000	Labor Expense	PA	7000000157	11/30/2012	9,692.21
50100000	Labor Expense	PA	7000000157	11/30/2012	7,496.79
50100000	Labor Expense	PA	7000000157	11/30/2012	1,579.36
50100000	Labor Expense	PA	7000000157	11/30/2012	349.72
50100000	Labor Expense	PA	7000000157	11/30/2012	693.76
50100000	Labor Expense	PA	7000000157	11/30/2012	1,869.72
50100000	Labor Expense	PA	7000000157	11/30/2012	1,360.57

Kentucky American Water Company  
Case No. 2012-00520  
Response to PSC DR1, Item 31

Account	Description	Doc Type	Document Number	Posting Date	Amount
50100000	Labor Expense	PA	7000000157	11/30/2012	1,038.69
50100000	Labor Expense	PA	7000000157	11/30/2012	8,205.84
50100000	Labor Expense	PA	7000000157	11/30/2012	1,246.36
50100000	Labor Expense	PA	7000000157	11/30/2012	6,383.52
50100000	Labor Expense	PA	7000000157	11/30/2012	2,009.12
50100000	Labor Expense	PA	7000000157	11/30/2012	2,226.56
50100000	Labor Expense	PA	7000000157	11/30/2012	442.25
50100000	Labor Expense	PA	7000000157	11/30/2012	2,084.08
50100000	Labor Expense	PA	7000000157	11/30/2012	3,253.39
50100000	Labor Expense	PA	7000000157	11/30/2012	2,051.73
50100000	Labor Expense	PA	7000000157	11/30/2012	177.44
50100000	Labor Expense	PA	7000000157	11/30/2012	213.68
50100000	Labor Expense	PA	7000000157	11/30/2012	669.20
50100000	Labor Expense	PA	7000000157	11/30/2012	327.00
50100000	Labor Expense	PA	7000000157	11/30/2012	196.20
50100000	Labor Expense	PA	7000000157	11/30/2012	130.80
50100000	Labor Expense	PA	7000000157	11/30/2012	831.74
50100000	Labor Expense	PA	7000000157	11/30/2012	872.64
50100000	Labor Expense	PA	7000000157	11/30/2012	928.88
50100000	Labor Expense	PA	7000000157	11/30/2012	559.78
50100000	Labor Expense	PA	7000000157	11/30/2012	115.21
50100000	Labor Expense	PA	7000000157	11/30/2012	1,189.91
50100000	Labor Expense	PA	7000000157	11/30/2012	172.24
50100000	Labor Expense	PA	7000000157	11/30/2012	190.66
50100000	Labor Expense	PA	7000000157	11/30/2012	109.28
50100000	Labor Expense	PA	7000000157	11/30/2012	865.50
50100000	Labor Expense	PA	7000000157	11/30/2012	92.16
50100000	Labor Expense	PA	7000000157	11/30/2012	1,537.20
50100000	Labor Expense	PA	7000000157	11/30/2012	517.92
50100000	Labor Expense	PA	7000000157	11/30/2012	5,885.71
50100000	Labor Expense	PA	7000000157	11/30/2012	62.50
50100000	Labor Expense	PA	7000000157	11/30/2012	750.00
50100000	Labor Expense	PA	7000000157	11/30/2012	46.08
50100000	Labor Expense	PA	7000000157	11/30/2012	354.76
50100000	Labor Expense	PA	7000000157	11/30/2012	483.25
50100000	Labor Expense	PA	7000000157	11/30/2012	648.00
50100000	Labor Expense	PA	7000000157	11/30/2012	259.20
50100000	Labor Expense	PA	7000000157	11/30/2012	1,805.20
50100000	Labor Expense	PA	7000000157	11/30/2012	5,201.30
50100000	Labor Expense	PA	7000000157	11/30/2012	2,851.76
50100000	Labor Expense	PA	7000000157	11/30/2012	306.64
50100000	Labor Expense	PA	7000000157	11/30/2012	6,539.52
50100000	Labor Expense	PA	7000000157	11/30/2012	129.96
50100000	Labor Expense	PA	7000000157	11/30/2012	11,077.01
50100000	Labor Expense	PA	7000000157	11/30/2012	4,804.27
50100000	Labor Expense	PA	7000000157	11/30/2012	5,227.08
50100000	Labor Expense	PA	7000000157	11/30/2012	1,718.81
50100000	Labor Expense	PA	7000000157	11/30/2012	5,494.34
50100000	Labor Expense	PA	7000000157	11/30/2012	189.20
50100000	Labor Expense	PA	7000000157	11/30/2012	320.88
50100000	Labor Expense	PA	7000000157	11/30/2012	320.88
50100000	Labor Expense	PA	7000000157	11/30/2012	962.64
50100000	Labor Expense	PA	7000000157	11/30/2012	388.44
50100000	Labor Expense	PA	7000000157	11/30/2012	1,162.52
50100000	Labor Expense	PA	7000000157	11/30/2012	2,389.08
50100000	Labor Expense	CF	9300004248	11/30/2012	91.69
50100000	Labor Expense	CF	9300004248	11/30/2012	(91.69)
50100000	Labor Expense	CF	9300004249	11/30/2012	36.18
50100000	Labor Expense	CF	9300004249	11/30/2012	(36.18)
50100000	Labor Expense	CF	9300004259	11/30/2012	(156.83)
50100000	Labor Expense	CF	9300004259	11/30/2012	156.83
50100000	Labor Expense	CF	9300004260	11/30/2012	(18.41)
50100000	Labor Expense	CF	9300004260	11/30/2012	18.41
50100000	Labor Expense	CF	9300004261	11/30/2012	(133.77)
50100000	Labor Expense	CF	9300004261	11/30/2012	133.77
50100000	Labor Expense	CF	9300004262	11/30/2012	(267.33)
50100000	Labor Expense	CF	9300004262	11/30/2012	267.33
50100000	Labor Expense	CF	9300004263	11/30/2012	(182.00)
50100000	Labor Expense	CF	9300004263	11/30/2012	182.00
50100000	Labor Expense	CF	9300004264	11/30/2012	(133.77)
50100000	Labor Expense	CF	9300004264	11/30/2012	133.77
50100000	Labor Expense	CF	9300004265	11/30/2012	(18.41)
50100000	Labor Expense	CF	9300004265	11/30/2012	18.41
50100000	Labor Expense	CF	9300004266	11/30/2012	(153.26)
50100000	Labor Expense	CF	9300004266	11/30/2012	153.26
50100000	Labor Expense	CF	9300004267	11/30/2012	(130.79)
50100000	Labor Expense	CF	9300004267	11/30/2012	130.79

Kentucky American Water Company  
Case No. 2012-00520  
Response to PSC DR1, Item 31

Account	Description	Doc Type	Document Number	Posting Date	Amount
50100000	Labor Expense	CF	9300004348	11/30/2012	(455.79)
50100000	Labor Expense	CF	9300004348	11/30/2012	455.79
50100000	Labor Expense	CF	9300004357	11/30/2012	3,368.00
50100000	Labor Expense	CF	9300004357	11/30/2012	(3,368.00)
50100000	Labor Expense	CF	9300004364	11/30/2012	(420.00)
50100000	Labor Expense	CF	9300004364	11/30/2012	420.00
50100000	Labor Expense	CF	9300004366	11/30/2012	30.54
50100000	Labor Expense	CF	9300004366	11/30/2012	(30.54)
50100000	Labor Expense	CF	9300004369	11/30/2012	1,218.08
50100000	Labor Expense	CF	9300004369	11/30/2012	(1,218.08)
50100000	Labor Expense	CF	9300004371	11/30/2012	(223.95)
50100000	Labor Expense	CF	9300004371	11/30/2012	223.95
50100000	Labor Expense	CF	9300004378	11/30/2012	110.45
50100000	Labor Expense	CF	9300004378	11/30/2012	(110.45)
50100000	Labor Expense	CF	9300004397	11/30/2012	1,195.96
50100000	Labor Expense	CF	9300004397	11/30/2012	(1,195.96)
50100000	Labor Expense	CF	9300004412	11/30/2012	2,978.12
50100000	Labor Expense	CF	9300004412	11/30/2012	(2,978.12)
50100000	Labor Expense	CF	9300004429	11/30/2012	3,581.81
50100000	Labor Expense	CF	9300004429	11/30/2012	(3,581.81)
50100000	Labor Expense	CF	9300004431	11/30/2012	1,870.13
50100000	Labor Expense	CF	9300004431	11/30/2012	(1,870.13)
50100000	Labor Expense	CF	9300004443	11/30/2012	(93.47)
50100000	Labor Expense	CF	9300004443	11/30/2012	93.47
50100000	Labor Expense	CF	9300004444	11/30/2012	(442.10)
50100000	Labor Expense	CF	9300004444	11/30/2012	442.10
50100000	Labor Expense	CF	9300004463	11/30/2012	(18.41)
50100000	Labor Expense	CF	9300004463	11/30/2012	18.41
50100000	Labor Expense	CF	9300004464	11/30/2012	(18.41)
50100000	Labor Expense	CF	9300004464	11/30/2012	18.41
50100000	Labor Expense	CF	9300004465	11/30/2012	(18.41)
50100000	Labor Expense	CF	9300004465	11/30/2012	18.41
50100000	Labor Expense	CF	9300004466	11/30/2012	(18.41)
50100000	Labor Expense	CF	9300004466	11/30/2012	18.41
50100000	Labor Expense	CF	9300004467	11/30/2012	(18.41)
50100000	Labor Expense	CF	9300004467	11/30/2012	18.41
50100000	Labor Expense	CF	9300004539	11/30/2012	(2,268.15)
50100000	Labor Expense	CF	9300004539	11/30/2012	2,268.15
50100000	Labor Expense	CF	9300004546	11/30/2012	(5,246.39)
50100000	Labor Expense	CF	9300004546	11/30/2012	5,246.39
50100000	Labor Expense	CF	9300004551	11/30/2012	(205.32)
50100000	Labor Expense	CF	9300004551	11/30/2012	205.32
50100000	Labor Expense	CF	9300004553	11/30/2012	(601.90)
50100000	Labor Expense	CF	9300004553	11/30/2012	601.90
50100000	Labor Expense	CF	9300004558	11/30/2012	(1,241.71)
50100000	Labor Expense	CF	9300004558	11/30/2012	1,241.71
50100000	Labor Expense	CF	9300004561	11/30/2012	(758.16)
50100000	Labor Expense	CF	9300004561	11/30/2012	758.16
50100000	Labor Expense	CF	9300004571	11/30/2012	(201.26)
50100000	Labor Expense	CF	9300004571	11/30/2012	201.26
50100000	Labor Expense	CF	9300004592	11/30/2012	(326.16)
50100000	Labor Expense	CF	9300004592	11/30/2012	326.16
50100000	Labor Expense	CF	9300004606	11/30/2012	(11,586.03)
50100000	Labor Expense	CF	9300004606	11/30/2012	11,586.03
50100000	Labor Expense	CF	9300004623	11/30/2012	(43,767.75)
50100000	Labor Expense	CF	9300004623	11/30/2012	43,767.75
50100000	Labor Expense	CF	9300004625	11/30/2012	(388.44)
50100000	Labor Expense	CF	9300004625	11/30/2012	388.44
50100000	Labor Expense	CF	9300004669	11/30/2012	(199.62)
50100000	Labor Expense	CF	9300004669	11/30/2012	199.62
50100000	Labor Expense	CF	9300004670	11/30/2012	(571.85)
50100000	Labor Expense	CF	9300004670	11/30/2012	571.85
50100000	Labor Expense	CF	9300004694	11/30/2012	(354.76)
50100000	Labor Expense	CF	9300004694	11/30/2012	354.76
50100000	Labor Expense	CF	9300004696	11/30/2012	(46.08)
50100000	Labor Expense	CF	9300004696	11/30/2012	46.08
50100000	Labor Expense	CF	9300004697	11/30/2012	(92.16)
50100000	Labor Expense	CF	9300004697	11/30/2012	92.16
50100000	Labor Expense	CF	9300004698	11/30/2012	(115.21)
50100000	Labor Expense	CF	9300004698	11/30/2012	115.21
50100000	Labor Expense	CF	9300004790	11/30/2012	(2,389.08)
50100000	Labor Expense	CF	9300004790	11/30/2012	2,389.08
50100000	Labor Expense	CF	9300004799	11/30/2012	(8,574.48)
50100000	Labor Expense	CF	9300004799	11/30/2012	8,574.48
50100000	Labor Expense	CF	9300004806	11/30/2012	(693.76)
50100000	Labor Expense	CF	9300004806	11/30/2012	693.76
50100000	Labor Expense	CF	9300004808	11/30/2012	(1,805.20)

Kentucky American Water Company  
Case No. 2012-00520  
Response to PSC DR1, Item 31

Account	Description	Doc Type	Document Number	Posting Date	Amount
50100000	Labor Expense	CF	9300004808	11/30/2012	1,805.20
50100000	Labor Expense	CF	9300004811	11/30/2012	(2,652.14)
50100000	Labor Expense	CF	9300004811	11/30/2012	2,652.14
50100000	Labor Expense	CF	9300004814	11/30/2012	(2,987.68)
50100000	Labor Expense	CF	9300004814	11/30/2012	2,987.68
50100000	Labor Expense	CF	9300004822	11/30/2012	(439.54)
50100000	Labor Expense	CF	9300004822	11/30/2012	439.54
50100000	Labor Expense	CF	9300004844	11/30/2012	(2,226.56)
50100000	Labor Expense	CF	9300004844	11/30/2012	2,226.56
50100000	Labor Expense	CF	9300004857	11/30/2012	(26,034.82)
50100000	Labor Expense	CF	9300004857	11/30/2012	26,034.82
50100000	Labor Expense	CF	9300004874	11/30/2012	(56,612.89)
50100000	Labor Expense	CF	9300004874	11/30/2012	56,612.89
50100000	Labor Expense	CF	9300004876	11/30/2012	(517.92)
50100000	Labor Expense	CF	9300004876	11/30/2012	517.92
50100000	Labor Expense	CS	9300004411	11/30/2012	(37,449.04)
50100000	Labor Expense	CS	9300004605	11/30/2012	(34,844.20)
50100000	Labor Expense	CS	9300004856	11/30/2012	(28,614.13)
50100000	Labor Expense	CS	9300004426	11/30/2012	(874.52)
50100000	Labor Expense	CS	9300004620	11/30/2012	(874.52)
50100000	Labor Expense	CS	9300004871	11/30/2012	(669.20)
50100000	Labor Expense	CS	9300004347	11/30/2012	(5,777.52)
50100000	Labor Expense	CS	9300004538	11/30/2012	(5,061.08)
50100000	Labor Expense	CS	9300004789	11/30/2012	(5,885.71)
50100000	Labor Expense	CS	9300004400	11/30/2012	(12,194.50)
50100000	Labor Expense	CS	9300004595	11/30/2012	(13,803.18)
50100000	Labor Expense	CS	9300004846	11/30/2012	(10,265.72)
50100000	Labor Expense	CS	9300004368	11/30/2012	(9,024.80)
50100000	Labor Expense	CS	9300004557	11/30/2012	(8,705.02)
50100000	Labor Expense	CS	9300004810	11/30/2012	(6,539.52)
50100000	Labor Expense	CS	9300004351	11/30/2012	(578.88)
50100000	Labor Expense	CS	9300004542	11/30/2012	(327.90)
50100000	Labor Expense	CS	9300004793	11/30/2012	(306.64)
50100000	Labor Expense	CS	9300004349	11/30/2012	(168.42)
50100000	Labor Expense	CS	9300004540	11/30/2012	(129.96)
50100000	Labor Expense	CS	9300004791	11/30/2012	(129.96)
50100000	Labor Expense	CS	9300004428	11/30/2012	(12,884.77)
50100000	Labor Expense	CS	9300004622	11/30/2012	(13,879.25)
50100000	Labor Expense	CS	9300004873	11/30/2012	(11,077.01)
50100000	Labor Expense	CS	9300004370	11/30/2012	(1,463.39)
50100000	Labor Expense	CS	9300004560	11/30/2012	(1,653.04)
50100000	Labor Expense	CS	9300004813	11/30/2012	(617.48)
50100000	Labor Expense	CS	9300004372	11/30/2012	(550.03)
50100000	Labor Expense	CS	9300004565	11/30/2012	(423.10)
50100000	Labor Expense	CS	9300004817	11/30/2012	(253.86)
50100000	Labor Expense	CS	9300004430	11/30/2012	(1,905.13)
50100000	Labor Expense	CS	9300004624	11/30/2012	(2,072.61)
50100000	Labor Expense	CS	9300004875	11/30/2012	(1,162.52)
50100000	Labor Expense	CS	9300004422	11/30/2012	(828.63)
50100000	Labor Expense	CS	9300004616	11/30/2012	(606.41)
50100000	Labor Expense	CS	9300004867	11/30/2012	(388.44)
50100000	Labor Expense	CS	9300004402	11/30/2012	(1,998.44)
50100000	Labor Expense	CS	9300004597	11/30/2012	(1,242.40)
50100000	Labor Expense	CS	9300004848	11/30/2012	(1,579.36)
50100000	Labor Expense	CS	9300004383	11/30/2012	(21,509.22)
50100000	Labor Expense	CS	9300004577	11/30/2012	(20,914.62)
50100000	Labor Expense	CS	9300004827	11/30/2012	(13,608.06)
50100000	Labor Expense	CS	9300004389	11/30/2012	(206.36)
50100000	Labor Expense	CS	9300004582	11/30/2012	(396.96)
50100000	Labor Expense	CS	9300004834	11/30/2012	(84.24)
50100000	Labor Expense	CS	9300004393	11/30/2012	(10,673.00)
50100000	Labor Expense	CS	9300004587	11/30/2012	(10,817.08)
50100000	Labor Expense	CS	9300004839	11/30/2012	(8,205.84)
50100000	Labor Expense	CS	9300004413	11/30/2012	(8,351.60)
50100000	Labor Expense	CS	9300004608	11/30/2012	(8,953.60)
50100000	Labor Expense	CS	9300004859	11/30/2012	(6,383.52)
50100000	Labor Expense	CS	9300004356	11/30/2012	(13,509.09)
50100000	Labor Expense	CS	9300004545	11/30/2012	(12,512.46)
50100000	Labor Expense	CS	9300004798	11/30/2012	(7,496.79)
50100000	Labor Expense	CS	9300004396	11/30/2012	(3,692.08)
50100000	Labor Expense	CS	9300004591	11/30/2012	(3,692.08)
50100000	Labor Expense	CS	9300004843	11/30/2012	(2,009.12)
50100000	Labor Expense	CS	9300004365	11/30/2012	(6,698.66)
50100000	Labor Expense	CS	9300004552	11/30/2012	(6,374.96)
50100000	Labor Expense	CS	9300004807	11/30/2012	(5,201.30)
50100000	Labor Expense	CS	9300004424	11/30/2012	(980.90)
50100000	Labor Expense	CS	9300004618	11/30/2012	(1,038.60)

Kentucky American Water Company  
Case No. 2012-00520  
Response to PSC DR1, Item 31

Account	Description	Doc Type	Document Number	Posting Date	Amount
50100000	Labor Expense	CS	9300004869	11/30/2012	(865.50)
50100000	Labor Expense	CS	9300004363	11/30/2012	(2,006.60)
50100000	Labor Expense	CS	9300004550	11/30/2012	(2,289.72)
50100000	Labor Expense	CS	9300004805	11/30/2012	(1,869.72)
50100000	Labor Expense	CS	9300004379	11/30/2012	(7,053.36)
50100000	Labor Expense	CS	9300004573	11/30/2012	(7,659.44)
50100000	Labor Expense	CS	9300004823	11/30/2012	(5,870.10)
50100000	Labor Expense	CS	9300004415	11/30/2012	(786.24)
50100000	Labor Expense	CS	9300004610	11/30/2012	(901.60)
50100000	Labor Expense	CS	9300004861	11/30/2012	(931.66)
50100000	Labor Expense	CS	9300004434	11/30/2012	(964.90)
50100000	Labor Expense	CS	9300004627	11/30/2012	(1,950.74)
50100000	Labor Expense	CS	9300004877	11/30/2012	(1,360.57)
50100000	Labor Expense	CS	9300004832	11/30/2012	(189.20)
50100000	Labor Expense	CS	9300004404	11/30/2012	(1,704.17)
50100000	Labor Expense	CS	9300004599	11/30/2012	(3,499.36)
50100000	Labor Expense	CS	9300004850	11/30/2012	(4,804.27)
50100000	Labor Expense	CS	9300004387	11/30/2012	(446.48)
50100000	Labor Expense	CS	9300004580	11/30/2012	(745.92)
50100000	Labor Expense	CS	9300004830	11/30/2012	(659.44)
50100000	Labor Expense	CS	9300004406	11/30/2012	(11,482.89)
50100000	Labor Expense	CS	9300004601	11/30/2012	(8,815.33)
50100000	Labor Expense	CS	9300004852	11/30/2012	(5,227.08)
50100000	Labor Expense	CS	9300004417	11/30/2012	(972.96)
50100000	Labor Expense	CS	9300004612	11/30/2012	(958.88)
50100000	Labor Expense	CS	9300004863	11/30/2012	(819.44)
50100000	Labor Expense	CS	9300004374	11/30/2012	(786.24)
50100000	Labor Expense	CS	9300004567	11/30/2012	(1,999.76)
50100000	Labor Expense	CS	9300004819	11/30/2012	(1,410.08)
50100000	Labor Expense	CS	9300004436	11/30/2012	(5,514.11)
50100000	Labor Expense	CS	9300004629	11/30/2012	(4,158.16)
50100000	Labor Expense	CS	9300004879	11/30/2012	(2,051.73)
50100000	Labor Expense	CS	9300004534	11/30/2012	(1,286.62)
50100000	Labor Expense	CS	9300004785	11/30/2012	(608.21)
50100001	Labor ExpenseAccrual	CF	9300004463	11/30/2012	(9.21)
50100001	Labor ExpenseAccrual	CF	9300004463	11/30/2012	9.21
50100001	Labor ExpenseAccrual	CF	9300004464	11/30/2012	(9.21)
50100001	Labor ExpenseAccrual	CF	9300004464	11/30/2012	9.21
50100001	Labor ExpenseAccrual	CF	9300004465	11/30/2012	(9.21)
50100001	Labor ExpenseAccrual	CF	9300004465	11/30/2012	9.21
50100001	Labor ExpenseAccrual	CF	9300004466	11/30/2012	(9.21)
50100001	Labor ExpenseAccrual	CF	9300004466	11/30/2012	9.21
50100001	Labor ExpenseAccrual	CF	9300004467	11/30/2012	(9.21)
50100001	Labor ExpenseAccrual	CF	9300004467	11/30/2012	9.21
50100001	Labor ExpenseAccrual	CS	9300004411	11/30/2012	70,454.09
50100001	Labor ExpenseAccrual	CS	9300004605	11/30/2012	(22,439.61)
50100001	Labor ExpenseAccrual	CS	9300004426	11/30/2012	1,136.87
50100001	Labor ExpenseAccrual	CS	9300004620	11/30/2012	(437.26)
50100001	Labor ExpenseAccrual	CS	9300004347	11/30/2012	9,929.64
50100001	Labor ExpenseAccrual	CS	9300004538	11/30/2012	(3,180.72)
50100001	Labor ExpenseAccrual	CS	9300004400	11/30/2012	14,900.75
50100001	Labor ExpenseAccrual	CS	9300004595	11/30/2012	(7,106.00)
50100001	Labor ExpenseAccrual	CS	9300004368	11/30/2012	11,101.13
50100001	Labor ExpenseAccrual	CS	9300004557	11/30/2012	(4,453.45)
50100001	Labor ExpenseAccrual	CS	9300004351	11/30/2012	962.41
50100001	Labor ExpenseAccrual	CS	9300004542	11/30/2012	(163.95)
50100001	Labor ExpenseAccrual	CS	9300004349	11/30/2012	322.70
50100001	Labor ExpenseAccrual	CS	9300004540	11/30/2012	(64.98)
50100001	Labor ExpenseAccrual	CS	9300004428	11/30/2012	25,434.08
50100001	Labor ExpenseAccrual	CS	9300004622	11/30/2012	(7,050.17)
50100001	Labor ExpenseAccrual	CS	9300004370	11/30/2012	1,338.46
50100001	Labor ExpenseAccrual	CS	9300004560	11/30/2012	(826.53)
50100001	Labor ExpenseAccrual	CS	9300004372	11/30/2012	1,375.08
50100001	Labor ExpenseAccrual	CS	9300004565	11/30/2012	(211.56)
50100001	Labor ExpenseAccrual	CS	9300004430	11/30/2012	2,366.78
50100001	Labor ExpenseAccrual	CS	9300004624	11/30/2012	(1,036.32)
50100001	Labor ExpenseAccrual	CS	9300004422	11/30/2012	1,400.01
50100001	Labor ExpenseAccrual	CS	9300004616	11/30/2012	(303.21)
50100001	Labor ExpenseAccrual	CS	9300004402	11/30/2012	2,547.31
50100001	Labor ExpenseAccrual	CS	9300004597	11/30/2012	(621.20)
50100001	Labor ExpenseAccrual	CS	9300004383	11/30/2012	31,952.33
50100001	Labor ExpenseAccrual	CS	9300004577	11/30/2012	(11,560.86)
50100001	Labor ExpenseAccrual	CS	9300004419	11/30/2012	214.96
50100001	Labor ExpenseAccrual	CS	9300004389	11/30/2012	219.02
50100001	Labor ExpenseAccrual	CS	9300004582	11/30/2012	(198.48)
50100001	Labor ExpenseAccrual	CS	9300004393	11/30/2012	13,513.50
50100001	Labor ExpenseAccrual	CS	9300004587	11/30/2012	(5,665.67)

Kentucky American Water Company  
Case No. 2012-00520  
Response to PSC DR1, Item 31

Account	Description	Doc Type	Document Number	Posting Date	Amount
50100001	Labor ExpenseAccrual	CS	9300004413	11/30/2012	10,577.82
50100001	Labor ExpenseAccrual	CS	9300004608	11/30/2012	(4,596.32)
50100001	Labor ExpenseAccrual	CS	9300004356	11/30/2012	15,084.51
50100001	Labor ExpenseAccrual	CS	9300004545	11/30/2012	(6,256.30)
50100001	Labor ExpenseAccrual	CS	9300004396	11/30/2012	4,234.40
50100001	Labor ExpenseAccrual	CS	9300004591	11/30/2012	(1,846.04)
50100001	Labor ExpenseAccrual	CS	9300004365	11/30/2012	7,985.35
50100001	Labor ExpenseAccrual	CS	9300004552	11/30/2012	(3,187.48)
50100001	Labor ExpenseAccrual	CS	9300004424	11/30/2012	2,025.27
50100001	Labor ExpenseAccrual	CS	9300004618	11/30/2012	(519.30)
50100001	Labor ExpenseAccrual	CS	9300004363	11/30/2012	3,256.19
50100001	Labor ExpenseAccrual	CS	9300004550	11/30/2012	(1,144.86)
50100001	Labor ExpenseAccrual	CS	9300004379	11/30/2012	12,277.44
50100001	Labor ExpenseAccrual	CS	9300004573	11/30/2012	(4,433.49)
50100001	Labor ExpenseAccrual	CS	9300004415	11/30/2012	1,213.77
50100001	Labor ExpenseAccrual	CS	9300004610	11/30/2012	(911.71)
50100001	Labor ExpenseAccrual	CS	9300004434	11/30/2012	2,726.44
50100001	Labor ExpenseAccrual	CS	9300004627	11/30/2012	(1,221.83)
50100001	Labor ExpenseAccrual	CS	9300004404	11/30/2012	3,374.38
50100001	Labor ExpenseAccrual	CS	9300004599	11/30/2012	(2,416.05)
50100001	Labor ExpenseAccrual	CS	9300004387	11/30/2012	2,406.34
50100001	Labor ExpenseAccrual	CS	9300004580	11/30/2012	(725.34)
50100001	Labor ExpenseAccrual	CS	9300004406	11/30/2012	14,112.07
50100001	Labor ExpenseAccrual	CS	9300004601	11/30/2012	(5,810.75)
50100001	Labor ExpenseAccrual	CS	9300004417	11/30/2012	1,978.74
50100001	Labor ExpenseAccrual	CS	9300004612	11/30/2012	(479.44)
50100001	Labor ExpenseAccrual	CS	9300004374	11/30/2012	2,603.22
50100001	Labor ExpenseAccrual	CS	9300004567	11/30/2012	(999.88)
50100001	Labor ExpenseAccrual	CS	9300004436	11/30/2012	10,352.01
50100001	Labor ExpenseAccrual	CS	9300004629	11/30/2012	(2,269.02)
50100001	Labor ExpenseAccrual	CS	9300004534	11/30/2012	(46.05)
50101300	Labor Oper WT	CS	9300004411	11/30/2012	37,449.04
50101300	Labor Oper WT	CS	9300004411	11/30/2012	(70,454.09)
50101300	Labor Oper WT	CS	9300004605	11/30/2012	34,844.20
50101300	Labor Oper WT	CS	9300004605	11/30/2012	22,439.61
50101300	Labor Oper WT	CS	9300004856	11/30/2012	28,614.13
50101300	Labor Oper WT	CS	9300004426	11/30/2012	874.52
50101300	Labor Oper WT	CS	9300004426	11/30/2012	(1,136.87)
50101300	Labor Oper WT	CS	9300004620	11/30/2012	874.52
50101300	Labor Oper WT	CS	9300004620	11/30/2012	437.26
50101300	Labor Oper WT	CS	9300004871	11/30/2012	669.20
50101300	Labor Oper WT	CS	9300004347	11/30/2012	5,777.52
50101300	Labor Oper WT	CS	9300004347	11/30/2012	(9,929.64)
50101300	Labor Oper WT	CS	9300004538	11/30/2012	5,061.08
50101300	Labor Oper WT	CS	9300004538	11/30/2012	3,180.72
50101300	Labor Oper WT	CS	9300004789	11/30/2012	5,885.71
50101305	Labor Oper WT SupEng	CS	9300004400	11/30/2012	12,194.50
50101305	Labor Oper WT SupEng	CS	9300004400	11/30/2012	(14,900.75)
50101305	Labor Oper WT SupEng	CS	9300004595	11/30/2012	13,803.18
50101305	Labor Oper WT SupEng	CS	9300004595	11/30/2012	7,106.00
50101305	Labor Oper WT SupEng	CS	9300004846	11/30/2012	10,265.72
50101305	Labor Oper WT SupEng	CS	9300004368	11/30/2012	9,024.80
50101305	Labor Oper WT SupEng	CS	9300004368	11/30/2012	(11,101.13)
50101305	Labor Oper WT SupEng	CS	9300004557	11/30/2012	8,705.02
50101305	Labor Oper WT SupEng	CS	9300004557	11/30/2012	4,453.45
50101305	Labor Oper WT SupEng	CS	9300004810	11/30/2012	6,539.52
50101305	Labor Oper WT SupEng	CS	9300004351	11/30/2012	578.88
50101305	Labor Oper WT SupEng	CS	9300004351	11/30/2012	(962.41)
50101305	Labor Oper WT SupEng	CS	9300004542	11/30/2012	327.90
50101305	Labor Oper WT SupEng	CS	9300004542	11/30/2012	163.95
50101305	Labor Oper WT SupEng	CS	9300004793	11/30/2012	306.64
50101305	Labor Oper WT SupEng	CS	9300004349	11/30/2012	168.42
50101305	Labor Oper WT SupEng	CS	9300004349	11/30/2012	(322.70)
50101305	Labor Oper WT SupEng	CS	9300004540	11/30/2012	129.96
50101305	Labor Oper WT SupEng	CS	9300004540	11/30/2012	64.98
50101305	Labor Oper WT SupEng	CS	9300004791	11/30/2012	129.96
50101400	Labor Oper TD	CS	9300004428	11/30/2012	12,884.77
50101400	Labor Oper TD	CS	9300004428	11/30/2012	(25,434.08)
50101400	Labor Oper TD	CS	9300004622	11/30/2012	13,879.25
50101400	Labor Oper TD	CS	9300004622	11/30/2012	7,050.17
50101400	Labor Oper TD	CS	9300004873	11/30/2012	11,077.01
50101400	Labor Oper TD	CS	9300004370	11/30/2012	1,463.39
50101400	Labor Oper TD	CS	9300004370	11/30/2012	(1,338.46)
50101400	Labor Oper TD	CS	9300004560	11/30/2012	1,653.04
50101400	Labor Oper TD	CS	9300004560	11/30/2012	826.53
50101400	Labor Oper TD	CS	9300004813	11/30/2012	617.48
50101405	Labor Oper TD SupEng	CS	9300004372	11/30/2012	550.03



Kentucky American Water Company  
Case No. 2012-00520  
Response to PSC DR1, Item 31

Account	Description	Doc Type	Document Number	Posting Date	Amount
50101405	Labor Oper TD SupEng	CS	9300004372	11/30/2012	(1,375.08)
50101405	Labor Oper TD SupEng	CS	9300004565	11/30/2012	423.10
50101405	Labor Oper TD SupEng	CS	9300004565	11/30/2012	211.56
50101405	Labor Oper TD SupEng	CS	9300004817	11/30/2012	253.86
50101405	Labor Oper TD SupEng	CS	9300004430	11/30/2012	1,905.13
50101405	Labor Oper TD SupEng	CS	9300004430	11/30/2012	(2,366.78)
50101405	Labor Oper TD SupEng	CS	9300004624	11/30/2012	2,072.61
50101405	Labor Oper TD SupEng	CS	9300004624	11/30/2012	1,036.32
50101405	Labor Oper TD SupEng	CS	9300004875	11/30/2012	1,162.52
50101405	Labor Oper TD SupEng	CS	9300004422	11/30/2012	828.63
50101405	Labor Oper TD SupEng	CS	9300004422	11/30/2012	(1,400.01)
50101405	Labor Oper TD SupEng	CS	9300004616	11/30/2012	606.41
50101405	Labor Oper TD SupEng	CS	9300004616	11/30/2012	303.21
50101405	Labor Oper TD SupEng	CS	9300004867	11/30/2012	388.44
50101415	Labor Oper TD Lines	CS	9300004402	11/30/2012	1,998.44
50101415	Labor Oper TD Lines	CS	9300004402	11/30/2012	(2,547.31)
50101415	Labor Oper TD Lines	CS	9300004597	11/30/2012	1,242.40
50101415	Labor Oper TD Lines	CS	9300004597	11/30/2012	621.20
50101415	Labor Oper TD Lines	CS	9300004848	11/30/2012	1,579.36
50101420	Labor Oper TD Meter	CS	9300004383	11/30/2012	21,509.22
50101420	Labor Oper TD Meter	CS	9300004383	11/30/2012	(31,952.33)
50101420	Labor Oper TD Meter	CS	9300004577	11/30/2012	20,914.62
50101420	Labor Oper TD Meter	CS	9300004577	11/30/2012	11,560.86
50101420	Labor Oper TD Meter	CS	9300004827	11/30/2012	13,608.06
50101500	Labor Oper CA	CS	9300004419	11/30/2012	(214.96)
50101500	Labor Oper CA	CS	9300004389	11/30/2012	206.36
50101500	Labor Oper CA	CS	9300004389	11/30/2012	(219.02)
50101500	Labor Oper CA	CS	9300004582	11/30/2012	396.96
50101500	Labor Oper CA	CS	9300004582	11/30/2012	198.48
50101500	Labor Oper CA	CS	9300004834	11/30/2012	84.24
50101510	Labor Oper CA MtrRd	CS	9300004393	11/30/2012	10,673.00
50101510	Labor Oper CA MtrRd	CS	9300004393	11/30/2012	(13,513.50)
50101510	Labor Oper CA MtrRd	CS	9300004587	11/30/2012	10,817.08
50101510	Labor Oper CA MtrRd	CS	9300004587	11/30/2012	5,665.67
50101510	Labor Oper CA MtrRd	CS	9300004839	11/30/2012	8,205.84
50101520	Labor Oper CA CstSrv	CS	9300004413	11/30/2012	8,351.60
50101520	Labor Oper CA CstSrv	CS	9300004413	11/30/2012	(10,577.82)
50101520	Labor Oper CA CstSrv	CS	9300004608	11/30/2012	8,953.60
50101520	Labor Oper CA CstSrv	CS	9300004608	11/30/2012	4,596.32
50101520	Labor Oper CA CstSrv	CS	9300004859	11/30/2012	6,383.52
50101600	Labor Oper AG	CS	9300004356	11/30/2012	13,509.09
50101600	Labor Oper AG	CS	9300004356	11/30/2012	(15,084.51)
50101600	Labor Oper AG	CS	9300004545	11/30/2012	12,512.46
50101600	Labor Oper AG	CS	9300004545	11/30/2012	6,256.30
50101600	Labor Oper AG	CS	9300004798	11/30/2012	7,496.79
50101600	Labor Oper AG	CS	9300004396	11/30/2012	3,692.08
50101600	Labor Oper AG	CS	9300004396	11/30/2012	(4,234.40)
50101600	Labor Oper AG	CS	9300004591	11/30/2012	3,692.08
50101600	Labor Oper AG	CS	9300004591	11/30/2012	1,846.04
50101600	Labor Oper AG	CS	9300004843	11/30/2012	2,009.12
50101600	Labor Oper AG	CS	9300004365	11/30/2012	6,698.66
50101600	Labor Oper AG	CS	9300004365	11/30/2012	(7,985.35)
50101600	Labor Oper AG	CS	9300004552	11/30/2012	6,374.96
50101600	Labor Oper AG	CS	9300004552	11/30/2012	3,187.48
50101600	Labor Oper AG	CS	9300004807	11/30/2012	5,201.30
50101600	Labor Oper AG	CS	9300004424	11/30/2012	980.90
50101600	Labor Oper AG	CS	9300004424	11/30/2012	(2,025.27)
50101600	Labor Oper AG	CS	9300004618	11/30/2012	1,038.60
50101600	Labor Oper AG	CS	9300004618	11/30/2012	519.30
50101600	Labor Oper AG	CS	9300004869	11/30/2012	865.50
50101600	Labor Oper AG	CS	9300004363	11/30/2012	2,006.60
50101600	Labor Oper AG	CS	9300004363	11/30/2012	(3,256.19)
50101600	Labor Oper AG	CS	9300004550	11/30/2012	2,289.72
50101600	Labor Oper AG	CS	9300004550	11/30/2012	1,144.86
50101600	Labor Oper AG	CS	9300004805	11/30/2012	1,869.72
50102300	Labor Maint WT	CS	9300004379	11/30/2012	7,053.36
50102300	Labor Maint WT	CS	9300004379	11/30/2012	(12,277.44)
50102300	Labor Maint WT	CS	9300004573	11/30/2012	7,659.44
50102300	Labor Maint WT	CS	9300004573	11/30/2012	4,433.49
50102300	Labor Maint WT	CS	9300004823	11/30/2012	5,870.10
50102400	Labor Maint TD	CS	9300004415	11/30/2012	786.24
50102400	Labor Maint TD	CS	9300004415	11/30/2012	(1,213.77)
50102400	Labor Maint TD	CS	9300004610	11/30/2012	901.60
50102400	Labor Maint TD	CS	9300004610	11/30/2012	911.71
50102400	Labor Maint TD	CS	9300004861	11/30/2012	931.66
50102400	Labor Maint TD	CS	9300004434	11/30/2012	964.90
50102400	Labor Maint TD	CS	9300004434	11/30/2012	(2,726.44)

Kentucky American Water Company  
Case No. 2012-00520  
Response to PSC DR1, Item 31

Account	Description	Doc Type	Document Number	Posting Date	Amount
50102400	Labor Maint TD	CS	9300004627	11/30/2012	1,950.74
50102400	Labor Maint TD	CS	9300004627	11/30/2012	1,221.83
50102400	Labor Maint TD	CS	9300004877	11/30/2012	1,360.57
50102420	Labor Mnt TD Mains	CS	9300004832	11/30/2012	189.20
50102420	Labor Mnt TD Mains	CS	9300004404	11/30/2012	1,704.17
50102420	Labor Mnt TD Mains	CS	9300004404	11/30/2012	(3,374.38)
50102420	Labor Mnt TD Mains	CS	9300004599	11/30/2012	3,499.36
50102420	Labor Mnt TD Mains	CS	9300004599	11/30/2012	2,416.05
50102420	Labor Mnt TD Mains	CS	9300004850	11/30/2012	4,804.27
50102420	Labor Mnt TD Mains	CS	9300004387	11/30/2012	446.48
50102420	Labor Mnt TD Mains	CS	9300004387	11/30/2012	(2,406.34)
50102420	Labor Mnt TD Mains	CS	9300004580	11/30/2012	745.92
50102420	Labor Mnt TD Mains	CS	9300004580	11/30/2012	725.34
50102420	Labor Mnt TD Mains	CS	9300004830	11/30/2012	659.44
50102430	Labor Mnt TD Service	CS	9300004406	11/30/2012	11,482.89
50102430	Labor Mnt TD Service	CS	9300004406	11/30/2012	(14,112.07)
50102430	Labor Mnt TD Service	CS	9300004601	11/30/2012	8,815.33
50102430	Labor Mnt TD Service	CS	9300004601	11/30/2012	5,810.75
50102430	Labor Mnt TD Service	CS	9300004852	11/30/2012	5,227.08
50102430	Labor Mnt TD Service	CS	9300004417	11/30/2012	972.96
50102430	Labor Mnt TD Service	CS	9300004417	11/30/2012	(1,978.74)
50102430	Labor Mnt TD Service	CS	9300004612	11/30/2012	958.88
50102430	Labor Mnt TD Service	CS	9300004612	11/30/2012	479.44
50102430	Labor Mnt TD Service	CS	9300004863	11/30/2012	819.44
50102435	Labor Mnt TD Meter	CS	9300004374	11/30/2012	786.24
50102435	Labor Mnt TD Meter	CS	9300004374	11/30/2012	(2,603.22)
50102435	Labor Mnt TD Meter	CS	9300004567	11/30/2012	1,999.76
50102435	Labor Mnt TD Meter	CS	9300004567	11/30/2012	999.88
50102435	Labor Mnt TD Meter	CS	9300004819	11/30/2012	1,410.08
50102440	Labor Mnt TD Hydrant	CS	9300004436	11/30/2012	5,514.11
50102440	Labor Mnt TD Hydrant	CS	9300004436	11/30/2012	(10,352.01)
50102440	Labor Mnt TD Hydrant	CS	9300004629	11/30/2012	4,158.16
50102440	Labor Mnt TD Hydrant	CS	9300004629	11/30/2012	2,269.02
50102440	Labor Mnt TD Hydrant	CS	9300004879	11/30/2012	2,051.73
50109900	Labor Cap Credits	UT	9300004787	11/30/2012	(130.80)
50109900	Labor Cap Credits	UT	9300004535	11/30/2012	(17,787.24)
50109900	Labor Cap Credits	UT	9300004786	11/30/2012	(15,969.76)
50109900	Labor Cap Credits	UT	9300004533	11/30/2012	(1,134.69)
50109900	Labor Cap Credits	UT	9300004780	11/30/2012	(196.20)
50109900	Labor Cap Credits	UZ	2000000575	11/30/2012	(1,098.00)
50109900	Labor Cap Credits	UZ	2000000575	11/30/2012	(259.20)
50109900	Labor Cap Credits	UZ	2000000580	11/30/2012	(1,036.80)
50109900	Labor Cap Credits	UZ	2000000576	11/30/2012	(172.24)
50109900	Labor Cap Credits	UZ	2000000575	11/30/2012	(538.56)
50109900	Labor Cap Credits	UZ	2000000576	11/30/2012	(228.90)
50109900	Labor Cap Credits	UZ	2000000576	11/30/2012	(802.20)
50109900	Labor Cap Credits	UZ	2000000576	11/30/2012	(641.76)
50109900	Labor Cap Credits	UZ	2000000575	11/30/2012	(196.92)
50109900	Labor Cap Credits	UZ	2000000576	11/30/2012	(73.64)
50109900	Labor Cap Credits	UZ	2000000578	11/30/2012	(928.55)
50109900	Labor Cap Credits	UZ	2000000575	11/30/2012	(2,579.10)
50109900	Labor Cap Credits	UZ	2000000576	11/30/2012	(786.61)
50109900	Labor Cap Credits	UZ	2000000578	11/30/2012	(763.56)
50109900	Labor Cap Credits	UZ	2000000576	11/30/2012	(3,450.07)
50109900	Labor Cap Credits	UZ	2000000576	11/30/2012	(763.56)
50109900	Labor Cap Credits	UZ	2000000578	11/30/2012	(1,835.90)
50109900	Labor Cap Credits	UZ	2000000576	11/30/2012	(4,235.18)
50109900	Labor Cap Credits	UZ	2000000575	11/30/2012	(580.32)
50109900	Labor Cap Credits	UZ	2000000578	11/30/2012	(2,314.91)
50109900	Labor Cap Credits	UZ	2000000576	11/30/2012	(88.72)
50109900	Labor Cap Credits	UZ	2000000577	11/30/2012	(93.75)
50109900	Labor Cap Credits	UZ	2000000578	11/30/2012	(228.90)
50109900	Labor Cap Credits	UZ	2000000578	11/30/2012	(481.32)
50109900	Labor Cap Credits	UZ	2000000578	11/30/2012	(224.86)
50109900	Labor Cap Credits	UZ	2000000576	11/30/2012	(499.44)
50109900	Labor Cap Credits	UZ	2000000578	11/30/2012	(61.62)
50109900	Labor Cap Credits	UZ	2000000578	11/30/2012	(773.76)
50109900	Labor Cap Credits	UZ	2000000575	11/30/2012	(2,981.20)
50110000	Labor NS OT -Natural	PA	7000000157	11/30/2012	5,383.91
50110000	Labor NS OT -Natural	PA	7000000157	11/30/2012	12,279.43
50110000	Labor NS OT -Natural	PA	7000000157	11/30/2012	202.35
50110000	Labor NS OT -Natural	PA	7000000157	11/30/2012	63.18
50110000	Labor NS OT -Natural	PA	7000000157	11/30/2012	423.18
50110000	Labor NS OT -Natural	PA	7000000157	11/30/2012	885.11
50110000	Labor NS OT -Natural	PA	7000000157	11/30/2012	207.08
50110000	Labor NS OT -Natural	PA	7000000157	11/30/2012	895.98
50110000	Labor NS OT -Natural	PA	7000000157	11/30/2012	694.45

Kentucky American Water Company  
Case No. 2012-00520  
Response to PSC DR1, Item 31

Account	Description	Doc Type	Document Number	Posting Date	Amount
50110000	Labor NS OT -Natural	PA	7000000157	11/30/2012	212.88
50110000	Labor NS OT -Natural	PA	7000000157	11/30/2012	125.02
50110000	Labor NS OT -Natural	PA	7000000157	11/30/2012	141.62
50110000	Labor NS OT -Natural	PA	7000000157	11/30/2012	108.96
50110000	Labor NS OT -Natural	PA	7000000157	11/30/2012	55.74
50110000	Labor NS OT -Natural	PA	7000000157	11/30/2012	33.65
50110000	Labor NS OT -Natural	PA	7000000157	11/30/2012	226.62
50110000	Labor NS OT -Natural	PA	7000000157	11/30/2012	327.60
50110000	Labor NS OT -Natural	PA	7000000157	11/30/2012	201.85
50110000	Labor NS OT -Natural	PA	7000000157	11/30/2012	583.67
50110000	Labor NS OT -Natural	PA	7000000157	11/30/2012	339.48
50110000	Labor NS OT -Natural	PA	7000000157	11/30/2012	433.44
50110000	Labor NS OT -Natural	PA	7000000157	11/30/2012	123.61
50110000	Labor NS OT -Natural	PA	7000000157	11/30/2012	644.07
50110000	Labor NS OT -Natural	PA	7000000157	11/30/2012	283.84
50110000	Labor NS OT -Natural	PA	7000000157	11/30/2012	1,322.87
50110000	Labor NS OT -Natural	PA	7000000157	11/30/2012	755.40
50110000	Labor NS OT -Natural	PA	7000000157	11/30/2012	590.03
50110000	Labor NS OT -Natural	CF	9300004261	11/30/2012	(34.62)
50110000	Labor NS OT -Natural	CF	9300004261	11/30/2012	34.62
50110000	Labor NS OT -Natural	CF	9300004262	11/30/2012	(138.16)
50110000	Labor NS OT -Natural	CF	9300004262	11/30/2012	138.16
50110000	Labor NS OT -Natural	CF	9300004263	11/30/2012	(409.53)
50110000	Labor NS OT -Natural	CF	9300004263	11/30/2012	409.53
50110000	Labor NS OT -Natural	CF	9300004264	11/30/2012	(356.60)
50110000	Labor NS OT -Natural	CF	9300004264	11/30/2012	356.60
50110000	Labor NS OT -Natural	CF	9300004265	11/30/2012	(414.76)
50110000	Labor NS OT -Natural	CF	9300004265	11/30/2012	414.76
50110000	Labor NS OT -Natural	CF	9300004266	11/30/2012	(69.22)
50110000	Labor NS OT -Natural	CF	9300004266	11/30/2012	69.22
50110000	Labor NS OT -Natural	CF	9300004694	11/30/2012	(212.88)
50110000	Labor NS OT -Natural	CF	9300004694	11/30/2012	212.88
50110000	Labor NS OT -Natural	CF	9300004695	11/30/2012	(141.62)
50110000	Labor NS OT -Natural	CF	9300004695	11/30/2012	141.62
50110000	Labor NS OT -Natural	CS	9300004411	11/30/2012	(9,169.58)
50110000	Labor NS OT -Natural	CS	9300004605	11/30/2012	(10,025.96)
50110000	Labor NS OT -Natural	CS	9300004856	11/30/2012	(12,279.43)
50110000	Labor NS OT -Natural	CS	9300004871	11/30/2012	(226.62)
50110000	Labor NS OT -Natural	CS	9300004347	11/30/2012	(1,071.50)
50110000	Labor NS OT -Natural	CS	9300004538	11/30/2012	(1,300.33)
50110000	Labor NS OT -Natural	CS	9300004789	11/30/2012	(590.03)
50110000	Labor NS OT -Natural	CS	9300004400	11/30/2012	(870.24)
50110000	Labor NS OT -Natural	CS	9300004595	11/30/2012	(408.78)
50110000	Labor NS OT -Natural	CS	9300004846	11/30/2012	(202.35)
50110000	Labor NS OT -Natural	CS	9300004368	11/30/2012	(464.26)
50110000	Labor NS OT -Natural	CS	9300004557	11/30/2012	(201.86)
50110000	Labor NS OT -Natural	CS	9300004810	11/30/2012	(201.85)
50110000	Labor NS OT -Natural	CS	9300004428	11/30/2012	(555.53)
50110000	Labor NS OT -Natural	CS	9300004622	11/30/2012	(220.84)
50110000	Labor NS OT -Natural	CS	9300004873	11/30/2012	(207.08)
50110000	Labor NS OT -Natural	CS	9300004430	11/30/2012	(55.79)
50110000	Labor NS OT -Natural	CS	9300004422	11/30/2012	(64.74)
50110000	Labor NS OT -Natural	CS	9300004402	11/30/2012	(275.24)
50110000	Labor NS OT -Natural	CS	9300004848	11/30/2012	(63.18)
50110000	Labor NS OT -Natural	CS	9300004383	11/30/2012	(1,415.29)
50110000	Labor NS OT -Natural	CS	9300004577	11/30/2012	(2,240.74)
50110000	Labor NS OT -Natural	CS	9300004827	11/30/2012	(327.60)
50110000	Labor NS OT -Natural	CS	9300004393	11/30/2012	(996.85)
50110000	Labor NS OT -Natural	CS	9300004587	11/30/2012	(514.21)
50110000	Labor NS OT -Natural	CS	9300004839	11/30/2012	(895.98)
50110000	Labor NS OT -Natural	CS	9300004413	11/30/2012	(102.36)
50110000	Labor NS OT -Natural	CS	9300004608	11/30/2012	(238.98)
50110000	Labor NS OT -Natural	CS	9300004859	11/30/2012	(123.61)
50110000	Labor NS OT -Natural	CS	9300004363	11/30/2012	(90.72)
50110000	Labor NS OT -Natural	CS	9300004379	11/30/2012	(967.34)
50110000	Labor NS OT -Natural	CS	9300004573	11/30/2012	(1,207.45)
50110000	Labor NS OT -Natural	CS	9300004823	11/30/2012	(1,322.87)
50110000	Labor NS OT -Natural	CS	9300004415	11/30/2012	(916.88)
50110000	Labor NS OT -Natural	CS	9300004610	11/30/2012	(921.77)
50110000	Labor NS OT -Natural	CS	9300004861	11/30/2012	(755.40)
50110000	Labor NS OT -Natural	CS	9300004434	11/30/2012	(300.54)
50110000	Labor NS OT -Natural	CS	9300004627	11/30/2012	(492.82)
50110000	Labor NS OT -Natural	CS	9300004877	11/30/2012	(283.84)
50110000	Labor NS OT -Natural	CS	9300004404	11/30/2012	(953.96)
50110000	Labor NS OT -Natural	CS	9300004599	11/30/2012	(1,332.67)
50110000	Labor NS OT -Natural	CS	9300004850	11/30/2012	(644.07)
50110000	Labor NS OT -Natural	CS	9300004387	11/30/2012	(289.17)

Kentucky American Water Company  
Case No. 2012-00520  
Response to PSC DR1, Item 31

Account	Description	Doc Type	Document Number	Posting Date	Amount
50110000	Labor NS OT -Natural	CS	9300004580	11/30/2012	(704.74)
50110000	Labor NS OT -Natural	CS	9300004830	11/30/2012	(423.18)
50110000	Labor NS OT -Natural	CS	9300004406	11/30/2012	(1,555.48)
50110000	Labor NS OT -Natural	CS	9300004601	11/30/2012	(2,805.75)
50110000	Labor NS OT -Natural	CS	9300004852	11/30/2012	(694.45)
50110000	Labor NS OT -Natural	CS	9300004417	11/30/2012	(2,101.76)
50110000	Labor NS OT -Natural	CS	9300004863	11/30/2012	(339.48)
50110000	Labor NS OT -Natural	CS	9300004436	11/30/2012	(1,137.10)
50110000	Labor NS OT -Natural	CS	9300004629	11/30/2012	(379.68)
50110000	Labor NS OT -Natural	CS	9300004534	11/30/2012	(1,422.89)
50110000	Labor NS OT -Natural	CS	9300004785	11/30/2012	(354.50)
50111300	LaborOper NS OT WT	CS	9300004411	11/30/2012	9,169.58
50111300	LaborOper NS OT WT	CS	9300004605	11/30/2012	10,025.96
50111300	LaborOper NS OT WT	CS	9300004856	11/30/2012	12,279.43
50111300	LaborOper NS OT WT	CS	9300004871	11/30/2012	226.62
50111300	LaborOper NS OT WT	CS	9300004347	11/30/2012	1,071.50
50111300	LaborOper NS OT WT	CS	9300004538	11/30/2012	1,300.33
50111300	LaborOper NS OT WT	CS	9300004789	11/30/2012	590.03
50111305	LaborOperNS OT WT SE	CS	9300004400	11/30/2012	870.24
50111305	LaborOperNS OT WT SE	CS	9300004595	11/30/2012	408.78
50111305	LaborOperNS OT WT SE	CS	9300004846	11/30/2012	202.35
50111305	LaborOperNS OT WT SE	CS	9300004368	11/30/2012	464.26
50111305	LaborOperNS OT WT SE	CS	9300004557	11/30/2012	201.86
50111305	LaborOperNS OT WT SE	CS	9300004810	11/30/2012	201.85
50111400	LaborOper NS OT TD	CS	9300004428	11/30/2012	555.53
50111400	LaborOper NS OT TD	CS	9300004622	11/30/2012	220.84
50111400	LaborOper NS OT TD	CS	9300004873	11/30/2012	207.08
50111405	LaborOperNS OT TD SE	CS	9300004430	11/30/2012	55.79
50111405	LaborOperNS OT TD SE	CS	9300004422	11/30/2012	64.74
50111415	LaborOperNS OT TD Ln	CS	9300004402	11/30/2012	275.24
50111415	LaborOperNS OT TD Ln	CS	9300004848	11/30/2012	63.18
50111420	LaborOperNS OT TD Mt	CS	9300004383	11/30/2012	1,415.29
50111420	LaborOperNS OT TD Mt	CS	9300004577	11/30/2012	2,240.74
50111420	LaborOperNS OT TD Mt	CS	9300004827	11/30/2012	327.60
50111510	LaborOperNS OT CA MR	CS	9300004393	11/30/2012	996.85
50111510	LaborOperNS OT CA MR	CS	9300004587	11/30/2012	514.21
50111510	LaborOperNS OT CA MR	CS	9300004839	11/30/2012	895.98
50111520	LaborOperNS OT CA CS	CS	9300004413	11/30/2012	102.36
50111520	LaborOperNS OT CA CS	CS	9300004608	11/30/2012	238.98
50111520	LaborOperNS OT CA CS	CS	9300004859	11/30/2012	123.61
50111600	LaborOper NS OT AG	CS	9300004363	11/30/2012	90.72
50112300	LaborMaint NS OT WT	CS	9300004379	11/30/2012	967.34
50112300	LaborMaint NS OT WT	CS	9300004573	11/30/2012	1,207.45
50112300	LaborMaint NS OT WT	CS	9300004823	11/30/2012	1,322.87
50112400	LaborMaint NS OT TD	CS	9300004415	11/30/2012	916.88
50112400	LaborMaint NS OT TD	CS	9300004610	11/30/2012	921.77
50112400	LaborMaint NS OT TD	CS	9300004861	11/30/2012	755.40
50112400	LaborMaint NS OT TD	CS	9300004434	11/30/2012	300.54
50112400	LaborMaint NS OT TD	CS	9300004627	11/30/2012	492.82
50112400	LaborMaint NS OT TD	CS	9300004877	11/30/2012	283.84
50112420	LaborMaintNSOT TD Mn	CS	9300004404	11/30/2012	953.96
50112420	LaborMaintNSOT TD Mn	CS	9300004599	11/30/2012	1,332.67
50112420	LaborMaintNSOT TD Mn	CS	9300004850	11/30/2012	644.07
50112420	LaborMaintNSOT TD Mn	CS	9300004387	11/30/2012	289.17
50112420	LaborMaintNSOT TD Mn	CS	9300004580	11/30/2012	704.74
50112420	LaborMaintNSOT TD Mn	CS	9300004830	11/30/2012	423.18
50112430	LaborMaintNSOT TD Sv	CS	9300004406	11/30/2012	1,555.48
50112430	LaborMaintNSOT TD Sv	CS	9300004601	11/30/2012	2,805.75
50112430	LaborMaintNSOT TD Sv	CS	9300004852	11/30/2012	694.45
50112430	LaborMaintNSOT TD Sv	CS	9300004417	11/30/2012	2,101.76
50112430	LaborMaintNSOT TD Sv	CS	9300004863	11/30/2012	339.48
50112440	LaborMaintNSOT TD Hy	CS	9300004436	11/30/2012	1,137.10
50112440	LaborMaintNSOT TD Hy	CS	9300004629	11/30/2012	379.68
50119900	LaborNSOT CapCredits	UT	9300004535	11/30/2012	(165.65)
50119900	LaborNSOT CapCredits	UT	9300004786	11/30/2012	(583.67)
50119900	LaborNSOT CapCredits	UZ	2000000576	11/30/2012	(34.54)
50119900	LaborNSOT CapCredits	UZ	2000000575	11/30/2012	(3,400.67)
50119900	LaborNSOT CapCredits	UZ	2000000578	11/30/2012	(2,192.61)
50119900	LaborNSOT CapCredits	UZ	2000000575	11/30/2012	(88.59)
50119900	LaborNSOT CapCredits	UZ	2000000580	11/30/2012	(70.87)
50119900	LaborNSOT CapCredits	UZ	2000000577	11/30/2012	(18.13)
50119900	LaborNSOT CapCredits	UZ	2000000580	11/30/2012	(375.04)
50120000	Labor OT - Natural	PA	7000000157	11/30/2012	5,142.72
50120000	Labor OT - Natural	PA	7000000157	11/30/2012	519.20
50120000	Labor OT - Natural	CS	9300004411	11/30/2012	(8.96)
50120000	Labor OT - Natural	CS	9300004605	11/30/2012	(8.96)
50120000	Labor OT - Natural	CS	9300004856	11/30/2012	(5,142.72)

Kentucky American Water Company  
Case No. 2012-00520  
Response to PSC DR1, Item 31

Account	Description	Doc Type	Document Number	Posting Date	Amount
50120000	Labor OT - Natural	CS	9300004789	11/30/2012	(519.20)
50121300	LaborOper OT WT	CS	9300004411	11/30/2012	8.96
50121300	LaborOper OT WT	CS	9300004605	11/30/2012	8.96
50121300	LaborOper OT WT	CS	9300004856	11/30/2012	5,142.72
50121300	LaborOper OT WT	CS	9300004789	11/30/2012	519.20
50171000	Annual Incent Plan	CF	9300004250	11/30/2012	4.80
50171000	Annual Incent Plan	CF	9300004250	11/30/2012	(4.80)
50171000	Annual Incent Plan	CF	9300004251	11/30/2012	0.56
50171000	Annual Incent Plan	CF	9300004251	11/30/2012	(0.56)
50171000	Annual Incent Plan	CF	9300004252	11/30/2012	4.09
50171000	Annual Incent Plan	CF	9300004252	11/30/2012	(4.09)
50171000	Annual Incent Plan	CF	9300004253	11/30/2012	8.18
50171000	Annual Incent Plan	CF	9300004253	11/30/2012	(8.18)
50171000	Annual Incent Plan	CF	9300004254	11/30/2012	5.57
50171000	Annual Incent Plan	CF	9300004254	11/30/2012	(5.57)
50171000	Annual Incent Plan	CF	9300004255	11/30/2012	4.09
50171000	Annual Incent Plan	CF	9300004255	11/30/2012	(4.09)
50171000	Annual Incent Plan	CF	9300004256	11/30/2012	0.56
50171000	Annual Incent Plan	CF	9300004256	11/30/2012	(0.56)
50171000	Annual Incent Plan	CF	9300004257	11/30/2012	4.69
50171000	Annual Incent Plan	CF	9300004257	11/30/2012	(4.69)
50171000	Annual Incent Plan	CF	9300004258	11/30/2012	4.00
50171000	Annual Incent Plan	CF	9300004258	11/30/2012	(4.00)
50171000	Annual Incent Plan	CF	9300004259	11/30/2012	(4.80)
50171000	Annual Incent Plan	CF	9300004259	11/30/2012	4.80
50171000	Annual Incent Plan	CF	9300004260	11/30/2012	(0.56)
50171000	Annual Incent Plan	CF	9300004260	11/30/2012	0.56
50171000	Annual Incent Plan	CF	9300004261	11/30/2012	(4.09)
50171000	Annual Incent Plan	CF	9300004261	11/30/2012	4.09
50171000	Annual Incent Plan	CF	9300004262	11/30/2012	(8.18)
50171000	Annual Incent Plan	CF	9300004262	11/30/2012	8.18
50171000	Annual Incent Plan	CF	9300004263	11/30/2012	(5.57)
50171000	Annual Incent Plan	CF	9300004263	11/30/2012	5.57
50171000	Annual Incent Plan	CF	9300004264	11/30/2012	(4.09)
50171000	Annual Incent Plan	CF	9300004264	11/30/2012	4.09
50171000	Annual Incent Plan	CF	9300004265	11/30/2012	(0.56)
50171000	Annual Incent Plan	CF	9300004265	11/30/2012	0.56
50171000	Annual Incent Plan	CF	9300004266	11/30/2012	(4.69)
50171000	Annual Incent Plan	CF	9300004266	11/30/2012	4.69
50171000	Annual Incent Plan	CF	9300004267	11/30/2012	(4.00)
50171000	Annual Incent Plan	CF	9300004267	11/30/2012	4.00
50171000	Annual Incent Plan	CF	9300004268	11/30/2012	(113.11)
50171000	Annual Incent Plan	CF	9300004268	11/30/2012	113.11
50171000	Annual Incent Plan	CF	9300004269	11/30/2012	(8.03)
50171000	Annual Incent Plan	CF	9300004269	11/30/2012	8.03
50171000	Annual Incent Plan	CF	9300004270	11/30/2012	(1,101.09)
50171000	Annual Incent Plan	CF	9300004270	11/30/2012	1,101.09
50171000	Annual Incent Plan	CF	9300004271	11/30/2012	(4.72)
50171000	Annual Incent Plan	CF	9300004271	11/30/2012	4.72
50171000	Annual Incent Plan	CF	9300004272	11/30/2012	(11.74)
50171000	Annual Incent Plan	CF	9300004272	11/30/2012	11.74
50171000	Annual Incent Plan	CF	9300004273	11/30/2012	(100.81)
50171000	Annual Incent Plan	CF	9300004273	11/30/2012	100.81
50171000	Annual Incent Plan	CF	9300004274	11/30/2012	(82.81)
50171000	Annual Incent Plan	CF	9300004274	11/30/2012	82.81
50171000	Annual Incent Plan	CF	9300004275	11/30/2012	10.68
50171000	Annual Incent Plan	CF	9300004275	11/30/2012	(10.68)
50171000	Annual Incent Plan	CF	9300004276	11/30/2012	(493.61)
50171000	Annual Incent Plan	CF	9300004276	11/30/2012	493.61
50171000	Annual Incent Plan	CF	9300004277	11/30/2012	(17.48)
50171000	Annual Incent Plan	CF	9300004277	11/30/2012	17.48
50171000	Annual Incent Plan	CF	9300004278	11/30/2012	(71.35)
50171000	Annual Incent Plan	CF	9300004278	11/30/2012	71.35
50171000	Annual Incent Plan	CF	9300004279	11/30/2012	(25.25)
50171000	Annual Incent Plan	CF	9300004279	11/30/2012	25.25
50171000	Annual Incent Plan	CF	9300004280	11/30/2012	(16.80)
50171000	Annual Incent Plan	CF	9300004280	11/30/2012	16.80
50171000	Annual Incent Plan	CF	9300004281	11/30/2012	(319.56)
50171000	Annual Incent Plan	CF	9300004281	11/30/2012	319.56
50171000	Annual Incent Plan	CF	9300004282	11/30/2012	(0.39)
50171000	Annual Incent Plan	CF	9300004282	11/30/2012	0.39
50171000	Annual Incent Plan	CF	9300004283	11/30/2012	(6.58)
50171000	Annual Incent Plan	CF	9300004283	11/30/2012	6.58
50171000	Annual Incent Plan	CF	9300004284	11/30/2012	(86.92)
50171000	Annual Incent Plan	CF	9300004284	11/30/2012	86.92
50171000	Annual Incent Plan	CF	9300004285	11/30/2012	(68.12)
50171000	Annual Incent Plan	CF	9300004285	11/30/2012	68.12

Kentucky American Water Company  
Case No. 2012-00520  
Response to PSC DR1, Item 31

Account	Description	Doc Type	Document Number	Posting Date	Amount
50171000	Annual Incent Plan	CF	9300004286	11/30/2012	(25.39)
50171000	Annual Incent Plan	CF	9300004286	11/30/2012	25.39
50171000	Annual Incent Plan	CF	9300004287	11/30/2012	(31.96)
50171000	Annual Incent Plan	CF	9300004287	11/30/2012	31.96
50171000	Annual Incent Plan	CF	9300004288	11/30/2012	(40.31)
50171000	Annual Incent Plan	CF	9300004288	11/30/2012	40.31
50171000	Annual Incent Plan	CF	9300004289	11/30/2012	(53.19)
50171000	Annual Incent Plan	CF	9300004289	11/30/2012	53.19
50171000	Annual Incent Plan	CF	9300004290	11/30/2012	(3.38)
50171000	Annual Incent Plan	CF	9300004290	11/30/2012	3.38
50171000	Annual Incent Plan	CF	9300004291	11/30/2012	(151.27)
50171000	Annual Incent Plan	CF	9300004291	11/30/2012	151.27
50171000	Annual Incent Plan	CF	9300004292	11/30/2012	(159.86)
50171000	Annual Incent Plan	CF	9300004292	11/30/2012	159.86
50171000	Annual Incent Plan	CF	9300004293	11/30/2012	(53.90)
50171000	Annual Incent Plan	CF	9300004293	11/30/2012	53.90
50171000	Annual Incent Plan	CF	9300004294	11/30/2012	(13.08)
50171000	Annual Incent Plan	CF	9300004294	11/30/2012	13.08
50171000	Annual Incent Plan	CF	9300004295	11/30/2012	(59.97)
50171000	Annual Incent Plan	CF	9300004295	11/30/2012	59.97
50171000	Annual Incent Plan	CF	9300004296	11/30/2012	(51.11)
50171000	Annual Incent Plan	CF	9300004296	11/30/2012	51.11
50171000	Annual Incent Plan	CF	9300004297	11/30/2012	(30.78)
50171000	Annual Incent Plan	CF	9300004297	11/30/2012	30.78
50171000	Annual Incent Plan	CF	9300004298	11/30/2012	(80.45)
50171000	Annual Incent Plan	CF	9300004298	11/30/2012	80.45
50171000	Annual Incent Plan	CF	9300004299	11/30/2012	(55.60)
50171000	Annual Incent Plan	CF	9300004299	11/30/2012	55.60
50171000	Annual Incent Plan	CF	9300004300	11/30/2012	(148.04)
50171000	Annual Incent Plan	CF	9300004300	11/30/2012	148.04
50171000	Annual Incent Plan	CF	9300004348	11/30/2012	(113.11)
50171000	Annual Incent Plan	CF	9300004348	11/30/2012	113.11
50171000	Annual Incent Plan	CF	9300004350	11/30/2012	(4.72)
50171000	Annual Incent Plan	CF	9300004350	11/30/2012	4.72
50171000	Annual Incent Plan	CF	9300004352	11/30/2012	(11.74)
50171000	Annual Incent Plan	CF	9300004352	11/30/2012	11.74
50171000	Annual Incent Plan	CF	9300004357	11/30/2012	(151.27)
50171000	Annual Incent Plan	CF	9300004357	11/30/2012	151.27
50171000	Annual Incent Plan	CF	9300004364	11/30/2012	(25.39)
50171000	Annual Incent Plan	CF	9300004364	11/30/2012	25.39
50171000	Annual Incent Plan	CF	9300004366	11/30/2012	(40.31)
50171000	Annual Incent Plan	CF	9300004366	11/30/2012	40.31
50171000	Annual Incent Plan	CF	9300004369	11/30/2012	(100.81)
50171000	Annual Incent Plan	CF	9300004369	11/30/2012	100.81
50171000	Annual Incent Plan	CF	9300004371	11/30/2012	(10.68)
50171000	Annual Incent Plan	CF	9300004371	11/30/2012	10.68
50171000	Annual Incent Plan	CF	9300004373	11/30/2012	(25.25)
50171000	Annual Incent Plan	CF	9300004373	11/30/2012	25.25
50171000	Annual Incent Plan	CF	9300004375	11/30/2012	(55.60)
50171000	Annual Incent Plan	CF	9300004375	11/30/2012	55.60
50171000	Annual Incent Plan	CF	9300004378	11/30/2012	(3.38)
50171000	Annual Incent Plan	CF	9300004378	11/30/2012	3.38
50171000	Annual Incent Plan	CF	9300004380	11/30/2012	(159.86)
50171000	Annual Incent Plan	CF	9300004380	11/30/2012	159.86
50171000	Annual Incent Plan	CF	9300004384	11/30/2012	(319.56)
50171000	Annual Incent Plan	CF	9300004384	11/30/2012	319.56
50171000	Annual Incent Plan	CF	9300004388	11/30/2012	(59.97)
50171000	Annual Incent Plan	CF	9300004388	11/30/2012	59.97
50171000	Annual Incent Plan	CF	9300004390	11/30/2012	(0.39)
50171000	Annual Incent Plan	CF	9300004390	11/30/2012	0.39
50171000	Annual Incent Plan	CF	9300004394	11/30/2012	(86.92)
50171000	Annual Incent Plan	CF	9300004394	11/30/2012	86.92
50171000	Annual Incent Plan	CF	9300004397	11/30/2012	(53.19)
50171000	Annual Incent Plan	CF	9300004397	11/30/2012	53.19
50171000	Annual Incent Plan	CF	9300004401	11/30/2012	(82.81)
50171000	Annual Incent Plan	CF	9300004401	11/30/2012	82.81
50171000	Annual Incent Plan	CF	9300004403	11/30/2012	(16.80)
50171000	Annual Incent Plan	CF	9300004403	11/30/2012	16.80
50171000	Annual Incent Plan	CF	9300004405	11/30/2012	(51.11)
50171000	Annual Incent Plan	CF	9300004405	11/30/2012	51.11
50171000	Annual Incent Plan	CF	9300004407	11/30/2012	(80.45)
50171000	Annual Incent Plan	CF	9300004407	11/30/2012	80.45
50171000	Annual Incent Plan	CF	9300004412	11/30/2012	(1,101.09)
50171000	Annual Incent Plan	CF	9300004412	11/30/2012	1,101.09
50171000	Annual Incent Plan	CF	9300004414	11/30/2012	(68.12)
50171000	Annual Incent Plan	CF	9300004414	11/30/2012	68.12
50171000	Annual Incent Plan	CF	9300004416	11/30/2012	(13.08)
50171000	Annual Incent Plan	CF	9300004416	11/30/2012	13.08

Kentucky American Water Company  
Case No. 2012-00520  
Response to PSC DR1, Item 31

Account	Description	Doc Type	Document Number	Posting Date	Amount
50171000	Annual Incent Plan	CF	9300004416	11/30/2012	(13.08)
50171000	Annual Incent Plan	CF	9300004418	11/30/2012	30.78
50171000	Annual Incent Plan	CF	9300004418	11/30/2012	(30.78)
50171000	Annual Incent Plan	CF	9300004420	11/30/2012	6.58
50171000	Annual Incent Plan	CF	9300004420	11/30/2012	(6.58)
50171000	Annual Incent Plan	CF	9300004423	11/30/2012	17.48
50171000	Annual Incent Plan	CF	9300004423	11/30/2012	(17.48)
50171000	Annual Incent Plan	CF	9300004425	11/30/2012	31.96
50171000	Annual Incent Plan	CF	9300004425	11/30/2012	(31.96)
50171000	Annual Incent Plan	CF	9300004427	11/30/2012	8.03
50171000	Annual Incent Plan	CF	9300004427	11/30/2012	(8.03)
50171000	Annual Incent Plan	CF	9300004429	11/30/2012	493.61
50171000	Annual Incent Plan	CF	9300004429	11/30/2012	(493.61)
50171000	Annual Incent Plan	CF	9300004431	11/30/2012	71.35
50171000	Annual Incent Plan	CF	9300004431	11/30/2012	(71.35)
50171000	Annual Incent Plan	CF	9300004435	11/30/2012	53.90
50171000	Annual Incent Plan	CF	9300004435	11/30/2012	(53.90)
50171000	Annual Incent Plan	CF	9300004437	11/30/2012	148.04
50171000	Annual Incent Plan	CF	9300004437	11/30/2012	(148.04)
50171000	Annual Incent Plan	CF	9300004451	11/30/2012	0.85
50171000	Annual Incent Plan	CF	9300004451	11/30/2012	(0.85)
50171000	Annual Incent Plan	CF	9300004452	11/30/2012	0.85
50171000	Annual Incent Plan	CF	9300004452	11/30/2012	(0.85)
50171000	Annual Incent Plan	CF	9300004453	11/30/2012	0.85
50171000	Annual Incent Plan	CF	9300004453	11/30/2012	(0.85)
50171000	Annual Incent Plan	CF	9300004454	11/30/2012	0.85
50171000	Annual Incent Plan	CF	9300004454	11/30/2012	(0.85)
50171000	Annual Incent Plan	CF	9300004455	11/30/2012	0.85
50171000	Annual Incent Plan	CF	9300004455	11/30/2012	(0.85)
50171000	Annual Incent Plan	CF	9300004463	11/30/2012	(0.85)
50171000	Annual Incent Plan	CF	9300004463	11/30/2012	0.85
50171000	Annual Incent Plan	CF	9300004464	11/30/2012	(0.85)
50171000	Annual Incent Plan	CF	9300004464	11/30/2012	0.85
50171000	Annual Incent Plan	CF	9300004465	11/30/2012	(0.85)
50171000	Annual Incent Plan	CF	9300004465	11/30/2012	0.85
50171000	Annual Incent Plan	CF	9300004466	11/30/2012	(0.85)
50171000	Annual Incent Plan	CF	9300004466	11/30/2012	0.85
50171000	Annual Incent Plan	CF	9300004467	11/30/2012	(0.85)
50171000	Annual Incent Plan	CF	9300004467	11/30/2012	0.85
50171000	Annual Incent Plan	CF	9300004468	11/30/2012	321.61
50171000	Annual Incent Plan	CF	9300004468	11/30/2012	(321.61)
50171000	Annual Incent Plan	CF	9300004469	11/30/2012	40.14
50171000	Annual Incent Plan	CF	9300004469	11/30/2012	(40.14)
50171000	Annual Incent Plan	CF	9300004470	11/30/2012	2,107.42
50171000	Annual Incent Plan	CF	9300004470	11/30/2012	(2,107.42)
50171000	Annual Incent Plan	CF	9300004471	11/30/2012	5.96
50171000	Annual Incent Plan	CF	9300004471	11/30/2012	(5.96)
50171000	Annual Incent Plan	CF	9300004472	11/30/2012	15.05
50171000	Annual Incent Plan	CF	9300004472	11/30/2012	(15.05)
50171000	Annual Incent Plan	CF	9300004473	11/30/2012	440.65
50171000	Annual Incent Plan	CF	9300004473	11/30/2012	(440.65)
50171000	Annual Incent Plan	CF	9300004474	11/30/2012	639.82
50171000	Annual Incent Plan	CF	9300004474	11/30/2012	(639.82)
50171000	Annual Incent Plan	CF	9300004475	11/30/2012	99.07
50171000	Annual Incent Plan	CF	9300004475	11/30/2012	(99.07)
50171000	Annual Incent Plan	CF	9300004476	11/30/2012	1,979.73
50171000	Annual Incent Plan	CF	9300004476	11/30/2012	(1,979.73)
50171000	Annual Incent Plan	CF	9300004477	11/30/2012	27.83
50171000	Annual Incent Plan	CF	9300004477	11/30/2012	(27.83)
50171000	Annual Incent Plan	CF	9300004478	11/30/2012	107.02
50171000	Annual Incent Plan	CF	9300004478	11/30/2012	(107.02)
50171000	Annual Incent Plan	CF	9300004479	11/30/2012	19.42
50171000	Annual Incent Plan	CF	9300004479	11/30/2012	(19.42)
50171000	Annual Incent Plan	CF	9300004480	11/30/2012	57.03
50171000	Annual Incent Plan	CF	9300004480	11/30/2012	(57.03)
50171000	Annual Incent Plan	CF	9300004481	11/30/2012	993.75
50171000	Annual Incent Plan	CF	9300004481	11/30/2012	(993.75)
50171000	Annual Incent Plan	CF	9300004482	11/30/2012	18.22
50171000	Annual Incent Plan	CF	9300004482	11/30/2012	(18.22)
50171000	Annual Incent Plan	CF	9300004483	11/30/2012	504.37
50171000	Annual Incent Plan	CF	9300004483	11/30/2012	(504.37)
50171000	Annual Incent Plan	CF	9300004484	11/30/2012	414.63
50171000	Annual Incent Plan	CF	9300004484	11/30/2012	(414.63)
50171000	Annual Incent Plan	CF	9300004485	11/30/2012	111.39
50171000	Annual Incent Plan	CF	9300004485	11/30/2012	(111.39)
50171000	Annual Incent Plan	CF	9300004486	11/30/2012	47.67
50171000	Annual Incent Plan	CF	9300004486	11/30/2012	(47.67)

Kentucky American Water Company  
Case No. 2012-00520  
Response to PSC DR1, Item 31

Account	Description	Doc Type	Document Number	Posting Date	Amount
50171000	Annual Incent Plan	CF	9300004487	11/30/2012	311.03
50171000	Annual Incent Plan	CF	9300004487	11/30/2012	(311.03)
50171000	Annual Incent Plan	CF	9300004488	11/30/2012	179.45
50171000	Annual Incent Plan	CF	9300004488	11/30/2012	(179.45)
50171000	Annual Incent Plan	CF	9300004489	11/30/2012	6.16
50171000	Annual Incent Plan	CF	9300004489	11/30/2012	(6.16)
50171000	Annual Incent Plan	CF	9300004490	11/30/2012	734.86
50171000	Annual Incent Plan	CF	9300004490	11/30/2012	(734.86)
50171000	Annual Incent Plan	CF	9300004491	11/30/2012	370.05
50171000	Annual Incent Plan	CF	9300004491	11/30/2012	(370.05)
50171000	Annual Incent Plan	CF	9300004492	11/30/2012	97.08
50171000	Annual Incent Plan	CF	9300004492	11/30/2012	(97.08)
50171000	Annual Incent Plan	CF	9300004493	11/30/2012	55.48
50171000	Annual Incent Plan	CF	9300004493	11/30/2012	(55.48)
50171000	Annual Incent Plan	CF	9300004494	11/30/2012	45.02
50171000	Annual Incent Plan	CF	9300004494	11/30/2012	(45.02)
50171000	Annual Incent Plan	CF	9300004495	11/30/2012	181.01
50171000	Annual Incent Plan	CF	9300004495	11/30/2012	(181.01)
50171000	Annual Incent Plan	CF	9300004496	11/30/2012	44.02
50171000	Annual Incent Plan	CF	9300004496	11/30/2012	(44.02)
50171000	Annual Incent Plan	CF	9300004497	11/30/2012	447.56
50171000	Annual Incent Plan	CF	9300004497	11/30/2012	(447.56)
50171000	Annual Incent Plan	CF	9300004498	11/30/2012	91.79
50171000	Annual Incent Plan	CF	9300004498	11/30/2012	(91.79)
50171000	Annual Incent Plan	CF	9300004499	11/30/2012	196.67
50171000	Annual Incent Plan	CF	9300004499	11/30/2012	(196.67)
50171000	Annual Incent Plan	CF	9300004539	11/30/2012	(321.61)
50171000	Annual Incent Plan	CF	9300004539	11/30/2012	321.61
50171000	Annual Incent Plan	CF	9300004541	11/30/2012	(5.96)
50171000	Annual Incent Plan	CF	9300004541	11/30/2012	5.96
50171000	Annual Incent Plan	CF	9300004543	11/30/2012	(15.05)
50171000	Annual Incent Plan	CF	9300004543	11/30/2012	15.05
50171000	Annual Incent Plan	CF	9300004546	11/30/2012	(734.86)
50171000	Annual Incent Plan	CF	9300004546	11/30/2012	734.86
50171000	Annual Incent Plan	CF	9300004551	11/30/2012	(111.39)
50171000	Annual Incent Plan	CF	9300004551	11/30/2012	111.39
50171000	Annual Incent Plan	CF	9300004553	11/30/2012	(311.03)
50171000	Annual Incent Plan	CF	9300004553	11/30/2012	311.03
50171000	Annual Incent Plan	CF	9300004558	11/30/2012	(440.65)
50171000	Annual Incent Plan	CF	9300004558	11/30/2012	440.65
50171000	Annual Incent Plan	CF	9300004561	11/30/2012	(99.07)
50171000	Annual Incent Plan	CF	9300004561	11/30/2012	99.07
50171000	Annual Incent Plan	CF	9300004566	11/30/2012	(19.42)
50171000	Annual Incent Plan	CF	9300004566	11/30/2012	19.42
50171000	Annual Incent Plan	CF	9300004568	11/30/2012	(91.79)
50171000	Annual Incent Plan	CF	9300004568	11/30/2012	91.79
50171000	Annual Incent Plan	CF	9300004571	11/30/2012	(6.16)
50171000	Annual Incent Plan	CF	9300004571	11/30/2012	6.16
50171000	Annual Incent Plan	CF	9300004574	11/30/2012	(370.05)
50171000	Annual Incent Plan	CF	9300004574	11/30/2012	370.05
50171000	Annual Incent Plan	CF	9300004578	11/30/2012	(993.75)
50171000	Annual Incent Plan	CF	9300004578	11/30/2012	993.75
50171000	Annual Incent Plan	CF	9300004581	11/30/2012	(45.02)
50171000	Annual Incent Plan	CF	9300004581	11/30/2012	45.02
50171000	Annual Incent Plan	CF	9300004583	11/30/2012	(18.22)
50171000	Annual Incent Plan	CF	9300004583	11/30/2012	18.22
50171000	Annual Incent Plan	CF	9300004588	11/30/2012	(504.37)
50171000	Annual Incent Plan	CF	9300004588	11/30/2012	504.37
50171000	Annual Incent Plan	CF	9300004592	11/30/2012	(179.45)
50171000	Annual Incent Plan	CF	9300004592	11/30/2012	179.45
50171000	Annual Incent Plan	CF	9300004596	11/30/2012	(639.82)
50171000	Annual Incent Plan	CF	9300004596	11/30/2012	639.82
50171000	Annual Incent Plan	CF	9300004598	11/30/2012	(57.03)
50171000	Annual Incent Plan	CF	9300004598	11/30/2012	57.03
50171000	Annual Incent Plan	CF	9300004600	11/30/2012	(181.01)
50171000	Annual Incent Plan	CF	9300004600	11/30/2012	181.01
50171000	Annual Incent Plan	CF	9300004602	11/30/2012	(447.56)
50171000	Annual Incent Plan	CF	9300004602	11/30/2012	447.56
50171000	Annual Incent Plan	CF	9300004606	11/30/2012	(2,107.42)
50171000	Annual Incent Plan	CF	9300004606	11/30/2012	2,107.42
50171000	Annual Incent Plan	CF	9300004609	11/30/2012	(414.63)
50171000	Annual Incent Plan	CF	9300004609	11/30/2012	414.63
50171000	Annual Incent Plan	CF	9300004611	11/30/2012	(55.48)
50171000	Annual Incent Plan	CF	9300004611	11/30/2012	55.48
50171000	Annual Incent Plan	CF	9300004613	11/30/2012	(44.02)
50171000	Annual Incent Plan	CF	9300004613	11/30/2012	44.02
50171000	Annual Incent Plan	CF	9300004617	11/30/2012	(27.83)



Kentucky American Water Company  
Case No. 2012-00520  
Response to PSC DR1, Item 31

Account	Description	Doc Type	Document Number	Posting Date	Amount
50171000	Annual Incent Plan	CF	9300004617	11/30/2012	27.83
50171000	Annual Incent Plan	CF	9300004619	11/30/2012	(47.67)
50171000	Annual Incent Plan	CF	9300004619	11/30/2012	47.67
50171000	Annual Incent Plan	CF	9300004621	11/30/2012	(40.14)
50171000	Annual Incent Plan	CF	9300004621	11/30/2012	40.14
50171000	Annual Incent Plan	CF	9300004623	11/30/2012	(1,979.73)
50171000	Annual Incent Plan	CF	9300004623	11/30/2012	1,979.73
50171000	Annual Incent Plan	CF	9300004625	11/30/2012	(107.02)
50171000	Annual Incent Plan	CF	9300004625	11/30/2012	107.02
50171000	Annual Incent Plan	CF	9300004628	11/30/2012	(97.08)
50171000	Annual Incent Plan	CF	9300004628	11/30/2012	97.08
50171000	Annual Incent Plan	CF	9300004630	11/30/2012	(196.67)
50171000	Annual Incent Plan	CF	9300004630	11/30/2012	196.67
50171000	Annual Incent Plan	CF	9300004671	11/30/2012	(4.80)
50171000	Annual Incent Plan	CF	9300004671	11/30/2012	4.80
50171000	Annual Incent Plan	CF	9300004672	11/30/2012	(0.56)
50171000	Annual Incent Plan	CF	9300004672	11/30/2012	0.56
50171000	Annual Incent Plan	CF	9300004673	11/30/2012	(4.09)
50171000	Annual Incent Plan	CF	9300004673	11/30/2012	4.09
50171000	Annual Incent Plan	CF	9300004674	11/30/2012	(8.18)
50171000	Annual Incent Plan	CF	9300004674	11/30/2012	8.18
50171000	Annual Incent Plan	CF	9300004675	11/30/2012	(5.57)
50171000	Annual Incent Plan	CF	9300004675	11/30/2012	5.57
50171000	Annual Incent Plan	CF	9300004676	11/30/2012	(4.09)
50171000	Annual Incent Plan	CF	9300004676	11/30/2012	4.09
50171000	Annual Incent Plan	CF	9300004677	11/30/2012	(0.56)
50171000	Annual Incent Plan	CF	9300004677	11/30/2012	0.56
50171000	Annual Incent Plan	CF	9300004678	11/30/2012	(4.69)
50171000	Annual Incent Plan	CF	9300004678	11/30/2012	4.69
50171000	Annual Incent Plan	CF	9300004679	11/30/2012	(4.00)
50171000	Annual Incent Plan	CF	9300004679	11/30/2012	4.00
50171000	Annual Incent Plan	CF	9300004680	11/30/2012	(0.85)
50171000	Annual Incent Plan	CF	9300004680	11/30/2012	0.85
50171000	Annual Incent Plan	CF	9300004681	11/30/2012	(0.85)
50171000	Annual Incent Plan	CF	9300004681	11/30/2012	0.85
50171000	Annual Incent Plan	CF	9300004682	11/30/2012	(0.85)
50171000	Annual Incent Plan	CF	9300004682	11/30/2012	0.85
50171000	Annual Incent Plan	CF	9300004683	11/30/2012	(0.85)
50171000	Annual Incent Plan	CF	9300004683	11/30/2012	0.85
50171000	Annual Incent Plan	CF	9300004684	11/30/2012	(0.85)
50171000	Annual Incent Plan	CF	9300004684	11/30/2012	0.85
50171000	Annual Incent Plan	CF	9300004685	11/30/2012	(4.80)
50171000	Annual Incent Plan	CF	9300004685	11/30/2012	4.80
50171000	Annual Incent Plan	CF	9300004686	11/30/2012	(0.56)
50171000	Annual Incent Plan	CF	9300004686	11/30/2012	0.56
50171000	Annual Incent Plan	CF	9300004687	11/30/2012	(4.09)
50171000	Annual Incent Plan	CF	9300004687	11/30/2012	4.09
50171000	Annual Incent Plan	CF	9300004688	11/30/2012	(8.18)
50171000	Annual Incent Plan	CF	9300004688	11/30/2012	8.18
50171000	Annual Incent Plan	CF	9300004689	11/30/2012	(5.57)
50171000	Annual Incent Plan	CF	9300004689	11/30/2012	5.57
50171000	Annual Incent Plan	CF	9300004690	11/30/2012	(4.09)
50171000	Annual Incent Plan	CF	9300004690	11/30/2012	4.09
50171000	Annual Incent Plan	CF	9300004691	11/30/2012	(0.56)
50171000	Annual Incent Plan	CF	9300004691	11/30/2012	0.56
50171000	Annual Incent Plan	CF	9300004692	11/30/2012	(4.69)
50171000	Annual Incent Plan	CF	9300004692	11/30/2012	4.69
50171000	Annual Incent Plan	CF	9300004693	11/30/2012	(4.00)
50171000	Annual Incent Plan	CF	9300004693	11/30/2012	4.00
50171000	Annual Incent Plan	CF	9300004694	11/30/2012	(0.85)
50171000	Annual Incent Plan	CF	9300004694	11/30/2012	0.85
50171000	Annual Incent Plan	CF	9300004695	11/30/2012	(0.85)
50171000	Annual Incent Plan	CF	9300004695	11/30/2012	0.85
50171000	Annual Incent Plan	CF	9300004696	11/30/2012	(0.85)
50171000	Annual Incent Plan	CF	9300004696	11/30/2012	0.85
50171000	Annual Incent Plan	CF	9300004697	11/30/2012	(0.85)
50171000	Annual Incent Plan	CF	9300004697	11/30/2012	0.85
50171000	Annual Incent Plan	CF	9300004698	11/30/2012	(0.85)
50171000	Annual Incent Plan	CF	9300004698	11/30/2012	0.85
50171000	Annual Incent Plan	CF	9300004699	11/30/2012	(253.21)
50171000	Annual Incent Plan	CF	9300004699	11/30/2012	253.21
50171000	Annual Incent Plan	CF	9300004700	11/30/2012	(20.48)
50171000	Annual Incent Plan	CF	9300004700	11/30/2012	20.48
50171000	Annual Incent Plan	CF	9300004701	11/30/2012	(1,672.26)
50171000	Annual Incent Plan	CF	9300004701	11/30/2012	1,672.26
50171000	Annual Incent Plan	CF	9300004702	11/30/2012	(3.98)
50171000	Annual Incent Plan	CF	9300004702	11/30/2012	3.98

Kentucky American Water Company  
Case No. 2012-00520  
Response to PSC DR1, Item 31

Account	Description	Doc Type	Document Number	Posting Date	Amount
50171000	Annual Incent Plan	CF	9300004703	11/30/2012	9.39
50171000	Annual Incent Plan	CF	9300004703	11/30/2012	(9.39)
50171000	Annual Incent Plan	CF	9300004704	11/30/2012	281.26
50171000	Annual Incent Plan	CF	9300004704	11/30/2012	(281.26)
50171000	Annual Incent Plan	CF	9300004705	11/30/2012	314.13
50171000	Annual Incent Plan	CF	9300004705	11/30/2012	(314.13)
50171000	Annual Incent Plan	CF	9300004706	11/30/2012	110.32
50171000	Annual Incent Plan	CF	9300004706	11/30/2012	(110.32)
50171000	Annual Incent Plan	CF	9300004707	11/30/2012	2,071.31
50171000	Annual Incent Plan	CF	9300004707	11/30/2012	(2,071.31)
50171000	Annual Incent Plan	CF	9300004708	11/30/2012	11.89
50171000	Annual Incent Plan	CF	9300004708	11/30/2012	(11.89)
50171000	Annual Incent Plan	CF	9300004709	11/30/2012	51.42
50171000	Annual Incent Plan	CF	9300004709	11/30/2012	(51.42)
50171000	Annual Incent Plan	CF	9300004710	11/30/2012	7.77
50171000	Annual Incent Plan	CF	9300004710	11/30/2012	(7.77)
50171000	Annual Incent Plan	CF	9300004711	11/30/2012	48.33
50171000	Annual Incent Plan	CF	9300004711	11/30/2012	(48.33)
50171000	Annual Incent Plan	CF	9300004712	11/30/2012	416.41
50171000	Annual Incent Plan	CF	9300004712	11/30/2012	(416.41)
50171000	Annual Incent Plan	CF	9300004713	11/30/2012	2.58
50171000	Annual Incent Plan	CF	9300004713	11/30/2012	(2.58)
50171000	Annual Incent Plan	CF	9300004714	11/30/2012	251.10
50171000	Annual Incent Plan	CF	9300004714	11/30/2012	(251.10)
50171000	Annual Incent Plan	CF	9300004715	11/30/2012	195.33
50171000	Annual Incent Plan	CF	9300004715	11/30/2012	(195.33)
50171000	Annual Incent Plan	CF	9300004716	11/30/2012	78.44
50171000	Annual Incent Plan	CF	9300004716	11/30/2012	(78.44)
50171000	Annual Incent Plan	CF	9300004717	11/30/2012	26.49
50171000	Annual Incent Plan	CF	9300004717	11/30/2012	(26.49)
50171000	Annual Incent Plan	CF	9300004718	11/30/2012	214.40
50171000	Annual Incent Plan	CF	9300004718	11/30/2012	(214.40)
50171000	Annual Incent Plan	CF	9300004719	11/30/2012	129.61
50171000	Annual Incent Plan	CF	9300004719	11/30/2012	(129.61)
50171000	Annual Incent Plan	CF	9300004720	11/30/2012	13.45
50171000	Annual Incent Plan	CF	9300004720	11/30/2012	(13.45)
50171000	Annual Incent Plan	CF	9300004721	11/30/2012	491.79
50171000	Annual Incent Plan	CF	9300004721	11/30/2012	(491.79)
50171000	Annual Incent Plan	CF	9300004722	11/30/2012	179.62
50171000	Annual Incent Plan	CF	9300004722	11/30/2012	(179.62)
50171000	Annual Incent Plan	CF	9300004723	11/30/2012	41.63
50171000	Annual Incent Plan	CF	9300004723	11/30/2012	(41.63)
50171000	Annual Incent Plan	CF	9300004724	11/30/2012	28.51
50171000	Annual Incent Plan	CF	9300004724	11/30/2012	(28.51)
50171000	Annual Incent Plan	CF	9300004725	11/30/2012	20.18
50171000	Annual Incent Plan	CF	9300004725	11/30/2012	(20.18)
50171000	Annual Incent Plan	CF	9300004726	11/30/2012	147.01
50171000	Annual Incent Plan	CF	9300004726	11/30/2012	(147.01)
50171000	Annual Incent Plan	CF	9300004727	11/30/2012	5.79
50171000	Annual Incent Plan	CF	9300004727	11/30/2012	(5.79)
50171000	Annual Incent Plan	CF	9300004728	11/30/2012	25.07
50171000	Annual Incent Plan	CF	9300004728	11/30/2012	(25.07)
50171000	Annual Incent Plan	CF	9300004729	11/30/2012	159.94
50171000	Annual Incent Plan	CF	9300004729	11/30/2012	(159.94)
50171000	Annual Incent Plan	CF	9300004730	11/30/2012	43.15
50171000	Annual Incent Plan	CF	9300004730	11/30/2012	(43.15)
50171000	Annual Incent Plan	CF	9300004731	11/30/2012	62.78
50171000	Annual Incent Plan	CF	9300004731	11/30/2012	(62.78)
50171000	Annual Incent Plan	CF	9300004790	11/30/2012	(253.21)
50171000	Annual Incent Plan	CF	9300004790	11/30/2012	253.21
50171000	Annual Incent Plan	CF	9300004792	11/30/2012	(3.98)
50171000	Annual Incent Plan	CF	9300004792	11/30/2012	3.98
50171000	Annual Incent Plan	CF	9300004794	11/30/2012	(9.39)
50171000	Annual Incent Plan	CF	9300004794	11/30/2012	9.39
50171000	Annual Incent Plan	CF	9300004799	11/30/2012	(491.79)
50171000	Annual Incent Plan	CF	9300004799	11/30/2012	491.79
50171000	Annual Incent Plan	CF	9300004806	11/30/2012	(78.44)
50171000	Annual Incent Plan	CF	9300004806	11/30/2012	78.44
50171000	Annual Incent Plan	CF	9300004808	11/30/2012	(214.40)
50171000	Annual Incent Plan	CF	9300004808	11/30/2012	214.40
50171000	Annual Incent Plan	CF	9300004811	11/30/2012	(281.26)
50171000	Annual Incent Plan	CF	9300004811	11/30/2012	281.26
50171000	Annual Incent Plan	CF	9300004814	11/30/2012	(110.32)
50171000	Annual Incent Plan	CF	9300004814	11/30/2012	110.32
50171000	Annual Incent Plan	CF	9300004818	11/30/2012	(7.77)
50171000	Annual Incent Plan	CF	9300004818	11/30/2012	7.77
50171000	Annual Incent Plan	CF	9300004820	11/30/2012	(43.15)

Kentucky American Water Company  
Case No. 2012-00520  
Response to PSC DR1, Item 31

Account	Description	Doc Type	Document Number	Posting Date	Amount
50171000	Annual Incent Plan	CF	9300004820	11/30/2012	43.15
50171000	Annual Incent Plan	CF	9300004822	11/30/2012	(13.45)
50171000	Annual Incent Plan	CF	9300004822	11/30/2012	13.45
50171000	Annual Incent Plan	CF	9300004824	11/30/2012	(179.62)
50171000	Annual Incent Plan	CF	9300004824	11/30/2012	179.62
50171000	Annual Incent Plan	CF	9300004828	11/30/2012	(416.41)
50171000	Annual Incent Plan	CF	9300004828	11/30/2012	416.41
50171000	Annual Incent Plan	CF	9300004831	11/30/2012	(20.18)
50171000	Annual Incent Plan	CF	9300004831	11/30/2012	20.18
50171000	Annual Incent Plan	CF	9300004833	11/30/2012	(5.79)
50171000	Annual Incent Plan	CF	9300004833	11/30/2012	5.79
50171000	Annual Incent Plan	CF	9300004835	11/30/2012	(2.58)
50171000	Annual Incent Plan	CF	9300004835	11/30/2012	2.58
50171000	Annual Incent Plan	CF	9300004840	11/30/2012	(251.10)
50171000	Annual Incent Plan	CF	9300004840	11/30/2012	251.10
50171000	Annual Incent Plan	CF	9300004844	11/30/2012	(129.61)
50171000	Annual Incent Plan	CF	9300004844	11/30/2012	129.61
50171000	Annual Incent Plan	CF	9300004847	11/30/2012	(314.13)
50171000	Annual Incent Plan	CF	9300004847	11/30/2012	314.13
50171000	Annual Incent Plan	CF	9300004849	11/30/2012	(48.33)
50171000	Annual Incent Plan	CF	9300004849	11/30/2012	48.33
50171000	Annual Incent Plan	CF	9300004851	11/30/2012	(147.01)
50171000	Annual Incent Plan	CF	9300004851	11/30/2012	147.01
50171000	Annual Incent Plan	CF	9300004853	11/30/2012	(159.94)
50171000	Annual Incent Plan	CF	9300004853	11/30/2012	159.94
50171000	Annual Incent Plan	CF	9300004857	11/30/2012	(1,672.26)
50171000	Annual Incent Plan	CF	9300004857	11/30/2012	1,672.26
50171000	Annual Incent Plan	CF	9300004860	11/30/2012	(195.33)
50171000	Annual Incent Plan	CF	9300004860	11/30/2012	195.33
50171000	Annual Incent Plan	CF	9300004862	11/30/2012	(28.51)
50171000	Annual Incent Plan	CF	9300004862	11/30/2012	28.51
50171000	Annual Incent Plan	CF	9300004864	11/30/2012	(25.07)
50171000	Annual Incent Plan	CF	9300004864	11/30/2012	25.07
50171000	Annual Incent Plan	CF	9300004864	11/30/2012	25.07
50171000	Annual Incent Plan	CF	9300004868	11/30/2012	(11.89)
50171000	Annual Incent Plan	CF	9300004868	11/30/2012	11.89
50171000	Annual Incent Plan	CF	9300004870	11/30/2012	(26.49)
50171000	Annual Incent Plan	CF	9300004870	11/30/2012	26.49
50171000	Annual Incent Plan	CF	9300004872	11/30/2012	(20.48)
50171000	Annual Incent Plan	CF	9300004872	11/30/2012	20.48
50171000	Annual Incent Plan	CF	9300004874	11/30/2012	(2,071.31)
50171000	Annual Incent Plan	CF	9300004874	11/30/2012	2,071.31
50171000	Annual Incent Plan	CF	9300004876	11/30/2012	(51.42)
50171000	Annual Incent Plan	CF	9300004876	11/30/2012	51.42
50171000	Annual Incent Plan	CF	9300004878	11/30/2012	(41.63)
50171000	Annual Incent Plan	CF	9300004878	11/30/2012	41.63
50171000	Annual Incent Plan	CF	9300004880	11/30/2012	(62.78)
50171000	Annual Incent Plan	CF	9300004880	11/30/2012	62.78
50171100	AIP Cap Credits	CS	9300004534	11/30/2012	(40.79)
50171100	AIP Cap Credits	CS	9300004785	11/30/2012	40.79
50171600	Comp Exp-Options	SA	100001959	11/30/2012	1,794.00
50171800	Comp Exp-RSU's	SA	100001959	11/30/2012	3,833.00
50421000	401k Expense	PA	7000000157	11/30/2012	12.84
50421000	401k Expense	PA	7000000157	11/30/2012	12.84
50421000	401k Expense	PA	7000000157	11/30/2012	38.52
50421000	401k Expense	PA	7000000157	11/30/2012	3.97
50421000	401k Expense	PA	7000000157	11/30/2012	11.91
50421000	401k Expense	PA	7000000157	11/30/2012	15.85
50421000	401k Expense	PA	7000000157	11/30/2012	0.73
50421000	401k Expense	PA	7000000157	11/30/2012	4.44
50421000	401k Expense	PA	7000000157	11/30/2012	40.51
50421000	401k Expense	PA	7000000157	11/30/2012	28.73
50421000	401k Expense	PA	7000000157	11/30/2012	41.03
50421000	401k Expense	PA	7000000157	11/30/2012	12.07
50421000	401k Expense	PA	7000000157	11/30/2012	35.24
50421000	401k Expense	PA	7000000157	11/30/2012	6.52
50421000	401k Expense	PA	7000000157	11/30/2012	6.48
50421000	401k Expense	PA	7000000157	11/30/2012	30.24
50421000	401k Expense	PA	7000000157	11/30/2012	17.34
50421000	401k Expense	PA	7000000157	11/30/2012	46.75
50421000	401k Expense	PA	7000000157	11/30/2012	77.41
50421000	401k Expense	PA	7000000157	11/30/2012	30.55
50421000	401k Expense	PA	7000000157	11/30/2012	166.99
50421000	401k Expense	PA	7000000157	11/30/2012	16.32
50421000	401k Expense	PA	7000000157	11/30/2012	21.76
50421000	401k Expense	PA	7000000157	11/30/2012	110.37
50421000	401k Expense	PA	7000000157	11/30/2012	120.32
50421000	401k Expense	PA	7000000157	11/30/2012	45.32

Kentucky American Water Company  
Case No. 2012-00520  
Response to PSC DR1, Item 31

Account	Description	Doc Type	Document Number	Posting Date	Amount
50421000	401k Expense	PA	7000000157	11/30/2012	74.14
50421000	401k Expense	PA	7000000157	11/30/2012	40.03
50421000	401k Expense	PA	7000000157	11/30/2012	282.46
50421000	401k Expense	PA	7000000157	11/30/2012	7.98
50421000	401k Expense	PA	7000000157	11/30/2012	0.89
50421000	401k Expense	PA	7000000157	11/30/2012	0.91
50421000	401k Expense	PA	7000000157	11/30/2012	0.91
50421000	401k Expense	PA	7000000157	11/30/2012	285.12
50421000	401k Expense	PA	7000000157	11/30/2012	12.64
50421000	401k Expense	PA	7000000157	11/30/2012	7.58
50421000	401k Expense	PA	7000000157	11/30/2012	5.04
50421000	401k Expense	PA	7000000157	11/30/2012	4.38
50421000	401k Expense	PA	7000000157	11/30/2012	37.15
50421000	401k Expense	PA	7000000157	11/30/2012	10.15
50421000	401k Expense	PA	7000000157	11/30/2012	50.43
50421000	401k Expense	PA	7000000157	11/30/2012	0.86
50421000	401k Expense	PA	7000000157	11/30/2012	2.80
50421000	401k Expense	PA	7000000157	11/30/2012	16.72
50421000	401k Expense	PA	7000000157	11/30/2012	5.35
50421000	401k Expense	PA	7000000157	11/30/2012	34.64
50421000	401k Expense	PA	7000000157	11/30/2012	2.37
50421000	401k Expense	PA	7000000157	11/30/2012	17.86
50421000	401k Expense	PA	7000000157	11/30/2012	3.68
50421000	401k Expense	PA	7000000157	11/30/2012	20.35
50421000	401k Expense	PA	7000000157	11/30/2012	432.65
50421000	401k Expense	PA	7000000157	11/30/2012	768.97
50421000	401k Expense	PA	7000000157	11/30/2012	38.43
50421000	401k Expense	PA	7000000157	11/30/2012	90.27
50421000	401k Expense	PA	7000000157	11/30/2012	2.50
50421000	401k Expense	PA	7000000157	11/30/2012	30.00
50421000	401k Expense	PA	7000000157	11/30/2012	995.57
50421000	401k Expense	PA	7000000157	11/30/2012	211.75
50421000	401k Expense	PA	7000000157	11/30/2012	50.37
50421000	401k Expense	PA	7000000157	11/30/2012	120.69
50421000	401k Expense	PA	7000000157	11/30/2012	45.28
50421000	401k Expense	PA	7000000157	11/30/2012	91.43
50421000	401k Expense	PA	7000000157	11/30/2012	77.23
50421000	401k Expense	PA	7000000157	11/30/2012	6.06
50421000	401k Expense	PA	7000000157	11/30/2012	182.41
50421000	401k Expense	PA	7000000157	11/30/2012	0.22
50421000	401k Expense	PA	7000000157	11/30/2012	5.20
50421000	401k Expense	PA	7000000157	11/30/2012	6.48
50421000	401k Expense	PA	7000000157	11/30/2012	279.56
50421000	401k Expense	PA	7000000157	11/30/2012	16.20
50421000	401k Expense	PA	7000000157	11/30/2012	134.71
50421000	401k Expense	PA	7000000157	11/30/2012	3.78
50421000	401k Expense	PA	7000000157	11/30/2012	128.51
50421000	401k Expense	PA	7000000157	11/30/2012	15.11
50421000	401k Expense	PA	7000000157	11/30/2012	58.66
50421000	401k Expense	CF	9300004248	11/30/2012	2.47
50421000	401k Expense	CF	9300004248	11/30/2012	(2.47)
50421000	401k Expense	CF	9300004249	11/30/2012	1.61
50421000	401k Expense	CF	9300004249	11/30/2012	(1.61)
50421000	401k Expense	CF	9300004259	11/30/2012	(3.51)
50421000	401k Expense	CF	9300004259	11/30/2012	3.51
50421000	401k Expense	CF	9300004260	11/30/2012	(0.74)
50421000	401k Expense	CF	9300004260	11/30/2012	0.74
50421000	401k Expense	CF	9300004261	11/30/2012	(6.74)
50421000	401k Expense	CF	9300004261	11/30/2012	6.74
50421000	401k Expense	CF	9300004262	11/30/2012	(5.35)
50421000	401k Expense	CF	9300004262	11/30/2012	5.35
50421000	401k Expense	CF	9300004264	11/30/2012	(14.26)
50421000	401k Expense	CF	9300004264	11/30/2012	14.26
50421000	401k Expense	CF	9300004265	11/30/2012	(6.28)
50421000	401k Expense	CF	9300004265	11/30/2012	6.28
50421000	401k Expense	CF	9300004266	11/30/2012	(3.51)
50421000	401k Expense	CF	9300004266	11/30/2012	3.51
50421000	401k Expense	CF	9300004267	11/30/2012	(1.29)
50421000	401k Expense	CF	9300004267	11/30/2012	1.29
50421000	401k Expense	CF	9300004348	11/30/2012	31.09
50421000	401k Expense	CF	9300004348	11/30/2012	(31.09)
50421000	401k Expense	CF	9300004350	11/30/2012	5.73
50421000	401k Expense	CF	9300004350	11/30/2012	(5.73)
50421000	401k Expense	CF	9300004352	11/30/2012	25.11
50421000	401k Expense	CF	9300004352	11/30/2012	(25.11)
50421000	401k Expense	CF	9300004357	11/30/2012	247.54
50421000	401k Expense	CF	9300004357	11/30/2012	(247.54)

Kentucky American Water Company  
Case No. 2012-00520  
Response to PSC DR1, Item 31

Account	Description	Doc Type	Document Number	Posting Date	Amount
50421000	401k Expense	CF	9300004364	11/30/2012	42.98
50421000	401k Expense	CF	9300004364	11/30/2012	(42.98)
50421000	401k Expense	CF	9300004366	11/30/2012	20.02
50421000	401k Expense	CF	9300004366	11/30/2012	(20.02)
50421000	401k Expense	CF	9300004369	11/30/2012	76.00
50421000	401k Expense	CF	9300004369	11/30/2012	(76.00)
50421000	401k Expense	CF	9300004371	11/30/2012	(24.90)
50421000	401k Expense	CF	9300004371	11/30/2012	24.90
50421000	401k Expense	CF	9300004373	11/30/2012	33.02
50421000	401k Expense	CF	9300004373	11/30/2012	(33.02)
50421000	401k Expense	CF	9300004375	11/30/2012	45.36
50421000	401k Expense	CF	9300004375	11/30/2012	(45.36)
50421000	401k Expense	CF	9300004378	11/30/2012	1.05
50421000	401k Expense	CF	9300004378	11/30/2012	(1.05)
50421000	401k Expense	CF	9300004380	11/30/2012	87.01
50421000	401k Expense	CF	9300004380	11/30/2012	(87.01)
50421000	401k Expense	CF	9300004384	11/30/2012	118.41
50421000	401k Expense	CF	9300004384	11/30/2012	(118.41)
50421000	401k Expense	CF	9300004388	11/30/2012	20.75
50421000	401k Expense	CF	9300004388	11/30/2012	(20.75)
50421000	401k Expense	CF	9300004394	11/30/2012	70.53
50421000	401k Expense	CF	9300004394	11/30/2012	(70.53)
50421000	401k Expense	CF	9300004397	11/30/2012	23.22
50421000	401k Expense	CF	9300004397	11/30/2012	(23.22)
50421000	401k Expense	CF	9300004401	11/30/2012	78.69
50421000	401k Expense	CF	9300004401	11/30/2012	(78.69)
50421000	401k Expense	CF	9300004403	11/30/2012	(6.48)
50421000	401k Expense	CF	9300004403	11/30/2012	6.48
50421000	401k Expense	CF	9300004405	11/30/2012	24.15
50421000	401k Expense	CF	9300004405	11/30/2012	(24.15)
50421000	401k Expense	CF	9300004407	11/30/2012	29.30
50421000	401k Expense	CF	9300004407	11/30/2012	(29.30)
50421000	401k Expense	CF	9300004412	11/30/2012	383.32
50421000	401k Expense	CF	9300004412	11/30/2012	(383.32)
50421000	401k Expense	CF	9300004414	11/30/2012	88.16
50421000	401k Expense	CF	9300004414	11/30/2012	(88.16)
50421000	401k Expense	CF	9300004416	11/30/2012	(9.66)
50421000	401k Expense	CF	9300004416	11/30/2012	9.66
50421000	401k Expense	CF	9300004418	11/30/2012	0.69
50421000	401k Expense	CF	9300004418	11/30/2012	(0.69)
50421000	401k Expense	CF	9300004423	11/30/2012	12.14
50421000	401k Expense	CF	9300004423	11/30/2012	(12.14)
50421000	401k Expense	CF	9300004425	11/30/2012	41.80
50421000	401k Expense	CF	9300004425	11/30/2012	(41.80)
50421000	401k Expense	CF	9300004427	11/30/2012	6.53
50421000	401k Expense	CF	9300004427	11/30/2012	(6.53)
50421000	401k Expense	CF	9300004429	11/30/2012	387.65
50421000	401k Expense	CF	9300004429	11/30/2012	(387.65)
50421000	401k Expense	CF	9300004431	11/30/2012	14.91
50421000	401k Expense	CF	9300004431	11/30/2012	(14.91)
50421000	401k Expense	CF	9300004435	11/30/2012	41.77
50421000	401k Expense	CF	9300004435	11/30/2012	(41.77)
50421000	401k Expense	CF	9300004437	11/30/2012	36.84
50421000	401k Expense	CF	9300004437	11/30/2012	(36.84)
50421000	401k Expense	CF	9300004443	11/30/2012	(2.54)
50421000	401k Expense	CF	9300004443	11/30/2012	2.54
50421000	401k Expense	CF	9300004444	11/30/2012	(7.76)
50421000	401k Expense	CF	9300004444	11/30/2012	7.76
50421000	401k Expense	CF	9300004463	11/30/2012	(1.11)
50421000	401k Expense	CF	9300004463	11/30/2012	1.11
50421000	401k Expense	CF	9300004464	11/30/2012	(1.11)
50421000	401k Expense	CF	9300004464	11/30/2012	1.11
50421000	401k Expense	CF	9300004465	11/30/2012	(1.11)
50421000	401k Expense	CF	9300004465	11/30/2012	1.11
50421000	401k Expense	CF	9300004466	11/30/2012	(1.11)
50421000	401k Expense	CF	9300004466	11/30/2012	1.11
50421000	401k Expense	CF	9300004467	11/30/2012	(1.11)
50421000	401k Expense	CF	9300004467	11/30/2012	1.11
50421000	401k Expense	CF	9300004539	11/30/2012	(147.61)
50421000	401k Expense	CF	9300004539	11/30/2012	147.61
50421000	401k Expense	CF	9300004541	11/30/2012	(7.80)
50421000	401k Expense	CF	9300004541	11/30/2012	7.80
50421000	401k Expense	CF	9300004543	11/30/2012	(1.44)
50421000	401k Expense	CF	9300004543	11/30/2012	1.44
50421000	401k Expense	CF	9300004546	11/30/2012	(202.82)
50421000	401k Expense	CF	9300004546	11/30/2012	202.82
50421000	401k Expense	CF	9300004551	11/30/2012	(91.03)

Kentucky American Water Company  
Case No. 2012-00520  
Response to PSC DR1, Item 31

Account	Description	Doc Type	Document Number	Posting Date	Amount
50421000	401k Expense	CF	9300004551	11/30/2012	91.03
50421000	401k Expense	CF	9300004553	11/30/2012	(246.23)
50421000	401k Expense	CF	9300004553	11/30/2012	246.23
50421000	401k Expense	CF	9300004558	11/30/2012	(394.61)
50421000	401k Expense	CF	9300004558	11/30/2012	394.61
50421000	401k Expense	CF	9300004561	11/30/2012	(21.11)
50421000	401k Expense	CF	9300004561	11/30/2012	21.11
50421000	401k Expense	CF	9300004566	11/30/2012	(25.40)
50421000	401k Expense	CF	9300004566	11/30/2012	25.40
50421000	401k Expense	CF	9300004568	11/30/2012	(75.00)
50421000	401k Expense	CF	9300004568	11/30/2012	75.00
50421000	401k Expense	CF	9300004571	11/30/2012	(3.80)
50421000	401k Expense	CF	9300004571	11/30/2012	3.80
50421000	401k Expense	CF	9300004574	11/30/2012	(183.06)
50421000	401k Expense	CF	9300004574	11/30/2012	183.06
50421000	401k Expense	CF	9300004578	11/30/2012	(570.32)
50421000	401k Expense	CF	9300004578	11/30/2012	570.32
50421000	401k Expense	CF	9300004581	11/30/2012	(21.48)
50421000	401k Expense	CF	9300004581	11/30/2012	21.48
50421000	401k Expense	CF	9300004588	11/30/2012	(124.92)
50421000	401k Expense	CF	9300004588	11/30/2012	124.92
50421000	401k Expense	CF	9300004592	11/30/2012	(44.88)
50421000	401k Expense	CF	9300004592	11/30/2012	44.88
50421000	401k Expense	CF	9300004596	11/30/2012	(680.35)
50421000	401k Expense	CF	9300004596	11/30/2012	680.35
50421000	401k Expense	CF	9300004600	11/30/2012	(176.14)
50421000	401k Expense	CF	9300004600	11/30/2012	176.14
50421000	401k Expense	CF	9300004602	11/30/2012	(320.22)
50421000	401k Expense	CF	9300004602	11/30/2012	320.22
50421000	401k Expense	CF	9300004606	11/30/2012	(1,254.00)
50421000	401k Expense	CF	9300004606	11/30/2012	1,254.00
50421000	401k Expense	CF	9300004609	11/30/2012	(363.49)
50421000	401k Expense	CF	9300004609	11/30/2012	363.49
50421000	401k Expense	CF	9300004613	11/30/2012	(19.44)
50421000	401k Expense	CF	9300004613	11/30/2012	19.44
50421000	401k Expense	CF	9300004617	11/30/2012	(15.66)
50421000	401k Expense	CF	9300004617	11/30/2012	15.66
50421000	401k Expense	CF	9300004619	11/30/2012	(62.34)
50421000	401k Expense	CF	9300004619	11/30/2012	62.34
50421000	401k Expense	CF	9300004621	11/30/2012	(32.82)
50421000	401k Expense	CF	9300004621	11/30/2012	32.82
50421000	401k Expense	CF	9300004623	11/30/2012	(1,254.81)
50421000	401k Expense	CF	9300004623	11/30/2012	1,254.81
50421000	401k Expense	CF	9300004625	11/30/2012	(38.64)
50421000	401k Expense	CF	9300004625	11/30/2012	38.64
50421000	401k Expense	CF	9300004628	11/30/2012	(43.66)
50421000	401k Expense	CF	9300004628	11/30/2012	43.66
50421000	401k Expense	CF	9300004630	11/30/2012	(154.20)
50421000	401k Expense	CF	9300004630	11/30/2012	154.20
50421000	401k Expense	CF	9300004669	11/30/2012	(5.41)
50421000	401k Expense	CF	9300004669	11/30/2012	5.41
50421000	401k Expense	CF	9300004670	11/30/2012	(9.96)
50421000	401k Expense	CF	9300004670	11/30/2012	9.96
50421000	401k Expense	CF	9300004694	11/30/2012	(20.35)
50421000	401k Expense	CF	9300004694	11/30/2012	20.35
50421000	401k Expense	CF	9300004696	11/30/2012	(0.22)
50421000	401k Expense	CF	9300004696	11/30/2012	0.22
50421000	401k Expense	CF	9300004697	11/30/2012	(3.68)
50421000	401k Expense	CF	9300004697	11/30/2012	3.68
50421000	401k Expense	CF	9300004698	11/30/2012	(2.37)
50421000	401k Expense	CF	9300004698	11/30/2012	2.37
50421000	401k Expense	CF	9300004790	11/30/2012	(148.93)
50421000	401k Expense	CF	9300004790	11/30/2012	148.93
50421000	401k Expense	CF	9300004792	11/30/2012	(5.20)
50421000	401k Expense	CF	9300004792	11/30/2012	5.20
50421000	401k Expense	CF	9300004794	11/30/2012	(6.06)
50421000	401k Expense	CF	9300004794	11/30/2012	6.06
50421000	401k Expense	CF	9300004799	11/30/2012	(134.45)
50421000	401k Expense	CF	9300004799	11/30/2012	134.45
50421000	401k Expense	CF	9300004806	11/30/2012	(64.09)
50421000	401k Expense	CF	9300004806	11/30/2012	64.09
50421000	401k Expense	CF	9300004808	11/30/2012	(171.06)
50421000	401k Expense	CF	9300004808	11/30/2012	171.06
50421000	401k Expense	CF	9300004811	11/30/2012	(254.23)
50421000	401k Expense	CF	9300004811	11/30/2012	254.23
50421000	401k Expense	CF	9300004814	11/30/2012	(42.15)
50421000	401k Expense	CF	9300004814	11/30/2012	42.15

Kentucky American Water Company  
Case No. 2012-00520  
Response to PSC DR1, Item 31

Account	Description	Doc Type	Document Number	Posting Date	Amount
50421000	401k Expense	CF	9300004818	11/30/2012	(10.15)
50421000	401k Expense	CF	9300004818	11/30/2012	10.15
50421000	401k Expense	CF	9300004820	11/30/2012	(35.24)
50421000	401k Expense	CF	9300004820	11/30/2012	35.24
50421000	401k Expense	CF	9300004822	11/30/2012	(10.78)
50421000	401k Expense	CF	9300004822	11/30/2012	10.78
50421000	401k Expense	CF	9300004824	11/30/2012	(128.51)
50421000	401k Expense	CF	9300004824	11/30/2012	128.51
50421000	401k Expense	CF	9300004828	11/30/2012	(211.75)
50421000	401k Expense	CF	9300004828	11/30/2012	211.75
50421000	401k Expense	CF	9300004831	11/30/2012	(6.52)
50421000	401k Expense	CF	9300004831	11/30/2012	6.52
50421000	401k Expense	CF	9300004833	11/30/2012	(3.78)
50421000	401k Expense	CF	9300004833	11/30/2012	3.78
50421000	401k Expense	CF	9300004840	11/30/2012	(77.41)
50421000	401k Expense	CF	9300004840	11/30/2012	77.41
50421000	401k Expense	CF	9300004844	11/30/2012	(38.08)
50421000	401k Expense	CF	9300004844	11/30/2012	38.08
50421000	401k Expense	CF	9300004847	11/30/2012	(322.27)
50421000	401k Expense	CF	9300004847	11/30/2012	322.27
50421000	401k Expense	CF	9300004851	11/30/2012	(110.37)
50421000	401k Expense	CF	9300004851	11/30/2012	110.37
50421000	401k Expense	CF	9300004853	11/30/2012	(120.32)
50421000	401k Expense	CF	9300004853	11/30/2012	120.32
50421000	401k Expense	CF	9300004857	11/30/2012	(1,201.62)
50421000	401k Expense	CF	9300004857	11/30/2012	1,201.62
50421000	401k Expense	CF	9300004860	11/30/2012	(166.99)
50421000	401k Expense	CF	9300004860	11/30/2012	166.99
50421000	401k Expense	CF	9300004862	11/30/2012	(15.11)
50421000	401k Expense	CF	9300004862	11/30/2012	15.11
50421000	401k Expense	CF	9300004864	11/30/2012	(6.48)
50421000	401k Expense	CF	9300004864	11/30/2012	6.48
50421000	401k Expense	CF	9300004870	11/30/2012	(34.64)
50421000	401k Expense	CF	9300004870	11/30/2012	34.64
50421000	401k Expense	CF	9300004872	11/30/2012	(16.72)
50421000	401k Expense	CF	9300004872	11/30/2012	16.72
50421000	401k Expense	CF	9300004874	11/30/2012	(1,268.07)
50421000	401k Expense	CF	9300004874	11/30/2012	1,268.07
50421000	401k Expense	CF	9300004876	11/30/2012	(15.85)
50421000	401k Expense	CF	9300004876	11/30/2012	15.85
50421000	401k Expense	CF	9300004878	11/30/2012	(40.51)
50421000	401k Expense	CF	9300004878	11/30/2012	40.51
50421000	401k Expense	CF	9300004880	11/30/2012	(45.32)
50421000	401k Expense	CF	9300004880	11/30/2012	45.32
50421100	401k Exp Cap Credits	UT	9300004787	11/30/2012	(5.04)
50421100	401k Exp Cap Credits	UT	9300004535	11/30/2012	(429.76)
50421100	401k Exp Cap Credits	UT	9300004786	11/30/2012	(421.12)
50421100	401k Exp Cap Credits	UT	9300004533	11/30/2012	(45.42)
50421100	401k Exp Cap Credits	UT	9300004780	11/30/2012	(7.58)
50421100	401k Exp Cap Credits	UZ	2000000576	11/30/2012	(27.45)
50421100	401k Exp Cap Credits	UZ	2000000576	11/30/2012	(6.48)
50421100	401k Exp Cap Credits	UZ	2000000576	11/30/2012	(25.92)
50421100	401k Exp Cap Credits	UZ	2000000575	11/30/2012	(0.87)
50421100	401k Exp Cap Credits	UZ	2000000576	11/30/2012	(1.72)
50421100	401k Exp Cap Credits	UZ	2000000578	11/30/2012	(9.17)
50421100	401k Exp Cap Credits	CS	9300004534	11/30/2012	(47.23)
50421100	401k Exp Cap Credits	CS	9300004785	11/30/2012	(26.62)
50421100	401k Exp Cap Credits	UZ	2000000576	11/30/2012	(24.04)
50421100	401k Exp Cap Credits	UZ	2000000576	11/30/2012	(19.26)
50421100	401k Exp Cap Credits	UZ	2000000575	11/30/2012	(0.45)
50421100	401k Exp Cap Credits	UZ	2000000576	11/30/2012	(2.94)
50421100	401k Exp Cap Credits	UZ	2000000576	11/30/2012	(94.80)
50421100	401k Exp Cap Credits	UZ	2000000578	11/30/2012	(147.74)
50421100	401k Exp Cap Credits	UZ	2000000576	11/30/2012	(26.56)
50421100	401k Exp Cap Credits	UZ	2000000578	11/30/2012	(94.79)
50421100	401k Exp Cap Credits	UZ	2000000576	11/30/2012	(53.32)
50421100	401k Exp Cap Credits	UZ	2000000580	11/30/2012	(57.77)
50421100	401k Exp Cap Credits	UZ	2000000580	11/30/2012	(14.48)
50421100	401k Exp Cap Credits	UZ	2000000576	11/30/2012	(106.26)
50421100	401k Exp Cap Credits	UZ	2000000576	11/30/2012	(2.22)
50421100	401k Exp Cap Credits	UZ	2000000578	11/30/2012	(3.75)
50421100	401k Exp Cap Credits	UZ	2000000576	11/30/2012	(9.15)
50421100	401k Exp Cap Credits	UZ	2000000580	11/30/2012	(14.44)
50421100	401k Exp Cap Credits	UZ	2000000578	11/30/2012	(1.62)
50421100	401k Exp Cap Credits	UZ	2000000578	11/30/2012	(6.48)
50421100	401k Exp Cap Credits	UZ	2000000576	11/30/2012	(0.54)
50421100	401k Exp Cap Credits	UZ	2000000578	11/30/2012	(19.36)

Kentucky American Water Company  
Case No. 2012-00520  
Response to PSC DR1, Item 31

Account	Description	Doc Type	Document Number	Posting Date	Amount
50421100	401k Exp Cap Credits	UZ	200000578	11/30/2012	(74.50)
50422000	DCP Expense	PA	7000000157	11/30/2012	311.89
50422000	DCP Expense	PA	7000000157	11/30/2012	16.84
50422000	DCP Expense	PA	7000000157	11/30/2012	16.85
50422000	DCP Expense	PA	7000000157	11/30/2012	50.54
50422000	DCP Expense	PA	7000000157	11/30/2012	120.46
50422000	DCP Expense	PA	7000000157	11/30/2012	3.38
50422000	DCP Expense	PA	7000000157	11/30/2012	22.70
50422000	DCP Expense	PA	7000000157	11/30/2012	1.59
50422000	DCP Expense	PA	7000000157	11/30/2012	43.93
50422000	DCP Expense	PA	7000000157	11/30/2012	9.41
50422000	DCP Expense	PA	7000000157	11/30/2012	200.54
50422000	DCP Expense	PA	7000000157	11/30/2012	32.43
50422000	DCP Expense	PA	7000000157	11/30/2012	22.50
50422000	DCP Expense	PA	7000000157	11/30/2012	1.27
50422000	DCP Expense	PA	7000000157	11/30/2012	401.88
50422000	DCP Expense	PA	7000000157	11/30/2012	823.24
50422000	DCP Expense	PA	7000000157	11/30/2012	31.20
50422000	DCP Expense	PA	7000000157	11/30/2012	72.79
50422000	DCP Expense	PA	7000000157	11/30/2012	16.60
50422000	DCP Expense	PA	7000000157	11/30/2012	9.96
50422000	DCP Expense	PA	7000000157	11/30/2012	6.64
50422000	DCP Expense	PA	7000000157	11/30/2012	239.96
50422000	DCP Expense	PA	7000000157	11/30/2012	5.75
50422000	DCP Expense	PA	7000000157	11/30/2012	75.60
50422000	DCP Expense	PA	7000000157	11/30/2012	39.90
50422000	DCP Expense	PA	7000000157	11/30/2012	21.00
50422000	DCP Expense	PA	7000000157	11/30/2012	40.43
50422000	DCP Expense	PA	7000000157	11/30/2012	48.76
50422000	DCP Expense	PA	7000000157	11/30/2012	13.33
50422000	DCP Expense	PA	7000000157	11/30/2012	7.43
50422000	DCP Expense	PA	7000000157	11/30/2012	56.33
50422000	DCP Expense	PA	7000000157	11/30/2012	65.82
50422000	DCP Expense	PA	7000000157	11/30/2012	97.80
50422000	DCP Expense	PA	7000000157	11/30/2012	6.04
50422000	DCP Expense	PA	7000000157	11/30/2012	100.44
50422000	DCP Expense	PA	7000000157	11/30/2012	54.38
50422000	DCP Expense	PA	7000000157	11/30/2012	45.45
50422000	DCP Expense	PA	7000000157	11/30/2012	5.56
50422000	DCP Expense	PA	7000000157	11/30/2012	8.60
50422000	DCP Expense	PA	7000000157	11/30/2012	111.39
50422000	DCP Expense	PA	7000000157	11/30/2012	381.47
50422000	DCP Expense	PA	7000000157	11/30/2012	225.56
50422000	DCP Expense	PA	7000000157	11/30/2012	80.15
50422000	DCP Expense	PA	7000000157	11/30/2012	4.84
50422000	DCP Expense	PA	7000000157	11/30/2012	259.07
50422000	DCP Expense	PA	7000000157	11/30/2012	84.64
50422000	DCP Expense	PA	7000000157	11/30/2012	7.97
50422000	DCP Expense	PA	7000000157	11/30/2012	95.46
50422000	DCP Expense	PA	7000000157	11/30/2012	20.20
50422000	DCP Expense	PA	7000000157	11/30/2012	80.77
50422000	DCP Expense	PA	7000000157	11/30/2012	3.27
50422000	DCP Expense	PA	7000000157	11/30/2012	39.38
50422000	DCP Expense	PA	7000000157	11/30/2012	2.42
50422000	DCP Expense	PA	7000000157	11/30/2012	29.80
50422000	DCP Expense	PA	7000000157	11/30/2012	1,562.38
50422000	DCP Expense	PA	7000000157	11/30/2012	47.95
50422000	DCP Expense	PA	7000000157	11/30/2012	6.82
50422000	DCP Expense	PA	7000000157	11/30/2012	233.71
50422000	DCP Expense	PA	7000000157	11/30/2012	1,082.23
50422000	DCP Expense	PA	7000000157	11/30/2012	9.93
50422000	DCP Expense	PA	7000000157	11/30/2012	71.25
50422000	DCP Expense	PA	7000000157	11/30/2012	71.21
50422000	DCP Expense	PA	7000000157	11/30/2012	24.25
50422000	DCP Expense	PA	7000000157	11/30/2012	208.70
50422000	DCP Expense	CF	9300004248	11/30/2012	0.95
50422000	DCP Expense	CF	9300004248	11/30/2012	(0.95)
50422000	DCP Expense	CF	9300004249	11/30/2012	4.23
50422000	DCP Expense	CF	9300004249	11/30/2012	(4.23)
50422000	DCP Expense	CF	9300004259	11/30/2012	(4.60)
50422000	DCP Expense	CF	9300004259	11/30/2012	4.60
50422000	DCP Expense	CF	9300004260	11/30/2012	(0.97)
50422000	DCP Expense	CF	9300004260	11/30/2012	0.97
50422000	DCP Expense	CF	9300004261	11/30/2012	(8.85)
50422000	DCP Expense	CF	9300004261	11/30/2012	8.85
50422000	DCP Expense	CF	9300004262	11/30/2012	(19.02)
50422000	DCP Expense	CF	9300004262	11/30/2012	19.02



Kentucky American Water Company  
Case No. 2012-00520  
Response to PSC DR1, Item 31

Account	Description	Doc Type	Document Number	Posting Date	Amount
50422000	DCP Expense	CF	9300004263	11/30/2012	(29.21)
50422000	DCP Expense	CF	9300004263	11/30/2012	29.21
50422000	DCP Expense	CF	9300004264	11/30/2012	(21.36)
50422000	DCP Expense	CF	9300004264	11/30/2012	21.36
50422000	DCP Expense	CF	9300004265	11/30/2012	(21.03)
50422000	DCP Expense	CF	9300004265	11/30/2012	21.03
50422000	DCP Expense	CF	9300004266	11/30/2012	(9.92)
50422000	DCP Expense	CF	9300004266	11/30/2012	9.92
50422000	DCP Expense	CF	9300004267	11/30/2012	(6.87)
50422000	DCP Expense	CF	9300004267	11/30/2012	6.87
50422000	DCP Expense	CF	9300004348	11/30/2012	94.98
50422000	DCP Expense	CF	9300004348	11/30/2012	(94.98)
50422000	DCP Expense	CF	9300004350	11/30/2012	8.79
50422000	DCP Expense	CF	9300004350	11/30/2012	(8.79)
50422000	DCP Expense	CF	9300004352	11/30/2012	20.14
50422000	DCP Expense	CF	9300004352	11/30/2012	(20.14)
50422000	DCP Expense	CF	9300004357	11/30/2012	30.29
50422000	DCP Expense	CF	9300004357	11/30/2012	(30.29)
50422000	DCP Expense	CF	9300004366	11/30/2012	8.51
50422000	DCP Expense	CF	9300004366	11/30/2012	(8.51)
50422000	DCP Expense	CF	9300004369	11/30/2012	27.39
50422000	DCP Expense	CF	9300004369	11/30/2012	(27.39)
50422000	DCP Expense	CF	9300004371	11/30/2012	28.92
50422000	DCP Expense	CF	9300004371	11/30/2012	(28.92)
50422000	DCP Expense	CF	9300004373	11/30/2012	43.30
50422000	DCP Expense	CF	9300004373	11/30/2012	(43.30)
50422000	DCP Expense	CF	9300004378	11/30/2012	2.35
50422000	DCP Expense	CF	9300004378	11/30/2012	(2.35)
50422000	DCP Expense	CF	9300004380	11/30/2012	181.38
50422000	DCP Expense	CF	9300004380	11/30/2012	(181.38)
50422000	DCP Expense	CF	9300004384	11/30/2012	205.49
50422000	DCP Expense	CF	9300004384	11/30/2012	(205.49)
50422000	DCP Expense	CF	9300004388	11/30/2012	37.08
50422000	DCP Expense	CF	9300004388	11/30/2012	(37.08)
50422000	DCP Expense	CF	9300004390	11/30/2012	(4.20)
50422000	DCP Expense	CF	9300004390	11/30/2012	4.20
50422000	DCP Expense	CF	9300004394	11/30/2012	66.22
50422000	DCP Expense	CF	9300004394	11/30/2012	(66.22)
50422000	DCP Expense	CF	9300004397	11/30/2012	42.78
50422000	DCP Expense	CF	9300004397	11/30/2012	(42.78)
50422000	DCP Expense	CF	9300004401	11/30/2012	40.11
50422000	DCP Expense	CF	9300004401	11/30/2012	(40.11)
50422000	DCP Expense	CF	9300004403	11/30/2012	2.84
50422000	DCP Expense	CF	9300004403	11/30/2012	(2.84)
50422000	DCP Expense	CF	9300004405	11/30/2012	34.11
50422000	DCP Expense	CF	9300004405	11/30/2012	(34.11)
50422000	DCP Expense	CF	9300004407	11/30/2012	54.53
50422000	DCP Expense	CF	9300004407	11/30/2012	(54.53)
50422000	DCP Expense	CF	9300004412	11/30/2012	825.25
50422000	DCP Expense	CF	9300004412	11/30/2012	(825.25)
50422000	DCP Expense	CF	9300004414	11/30/2012	65.23
50422000	DCP Expense	CF	9300004414	11/30/2012	(65.23)
50422000	DCP Expense	CF	9300004416	11/30/2012	(34.93)
50422000	DCP Expense	CF	9300004416	11/30/2012	34.93
50422000	DCP Expense	CF	9300004418	11/30/2012	(59.91)
50422000	DCP Expense	CF	9300004418	11/30/2012	59.91
50422000	DCP Expense	CF	9300004420	11/30/2012	11.06
50422000	DCP Expense	CF	9300004420	11/30/2012	(11.06)
50422000	DCP Expense	CF	9300004423	11/30/2012	15.94
50422000	DCP Expense	CF	9300004423	11/30/2012	(15.94)
50422000	DCP Expense	CF	9300004425	11/30/2012	54.87
50422000	DCP Expense	CF	9300004425	11/30/2012	(54.87)
50422000	DCP Expense	CF	9300004429	11/30/2012	834.59
50422000	DCP Expense	CF	9300004429	11/30/2012	(834.59)
50422000	DCP Expense	CF	9300004431	11/30/2012	101.72
50422000	DCP Expense	CF	9300004431	11/30/2012	(101.72)
50422000	DCP Expense	CF	9300004435	11/30/2012	108.85
50422000	DCP Expense	CF	9300004435	11/30/2012	(108.85)
50422000	DCP Expense	CF	9300004437	11/30/2012	161.12
50422000	DCP Expense	CF	9300004437	11/30/2012	(161.12)
50422000	DCP Expense	CF	9300004443	11/30/2012	(1.10)
50422000	DCP Expense	CF	9300004443	11/30/2012	1.10
50422000	DCP Expense	CF	9300004444	11/30/2012	(15.04)
50422000	DCP Expense	CF	9300004444	11/30/2012	15.04
50422000	DCP Expense	CF	9300004463	11/30/2012	(1.46)
50422000	DCP Expense	CF	9300004463	11/30/2012	1.46
50422000	DCP Expense	CF	9300004464	11/30/2012	(1.46)

Kentucky American Water Company  
Case No. 2012-00520  
Response to PSC DR1, Item 31

Account	Description	Doc Type	Document Number	Posting Date	Amount
50422000	DCP Expense	CF	9300004464	11/30/2012	1.46
50422000	DCP Expense	CF	9300004465	11/30/2012	(1.46)
50422000	DCP Expense	CF	9300004465	11/30/2012	1.46
50422000	DCP Expense	CF	9300004466	11/30/2012	(1.46)
50422000	DCP Expense	CF	9300004466	11/30/2012	1.46
50422000	DCP Expense	CF	9300004467	11/30/2012	(1.46)
50422000	DCP Expense	CF	9300004467	11/30/2012	1.46
50422000	DCP Expense	CF	9300004539	11/30/2012	(341.48)
50422000	DCP Expense	CF	9300004539	11/30/2012	341.48
50422000	DCP Expense	CF	9300004541	11/30/2012	(10.24)
50422000	DCP Expense	CF	9300004541	11/30/2012	10.24
50422000	DCP Expense	CF	9300004543	11/30/2012	(22.81)
50422000	DCP Expense	CF	9300004543	11/30/2012	22.81
50422000	DCP Expense	CF	9300004546	11/30/2012	(151.46)
50422000	DCP Expense	CF	9300004546	11/30/2012	151.46
50422000	DCP Expense	CF	9300004553	11/30/2012	(235.08)
50422000	DCP Expense	CF	9300004553	11/30/2012	235.08
50422000	DCP Expense	CF	9300004558	11/30/2012	(154.89)
50422000	DCP Expense	CF	9300004558	11/30/2012	154.89
50422000	DCP Expense	CF	9300004561	11/30/2012	(104.64)
50422000	DCP Expense	CF	9300004561	11/30/2012	104.64
50422000	DCP Expense	CF	9300004566	11/30/2012	(33.35)
50422000	DCP Expense	CF	9300004566	11/30/2012	33.35
50422000	DCP Expense	CF	9300004571	11/30/2012	(0.36)
50422000	DCP Expense	CF	9300004571	11/30/2012	0.36
50422000	DCP Expense	CF	9300004574	11/30/2012	(384.56)
50422000	DCP Expense	CF	9300004574	11/30/2012	384.56
50422000	DCP Expense	CF	9300004581	11/30/2012	(49.22)
50422000	DCP Expense	CF	9300004581	11/30/2012	49.22
50422000	DCP Expense	CF	9300004583	11/30/2012	(4.73)
50422000	DCP Expense	CF	9300004583	11/30/2012	4.73
50422000	DCP Expense	CF	9300004588	11/30/2012	(558.31)
50422000	DCP Expense	CF	9300004588	11/30/2012	558.31
50422000	DCP Expense	CF	9300004592	11/30/2012	(213.74)
50422000	DCP Expense	CF	9300004592	11/30/2012	213.74
50422000	DCP Expense	CF	9300004596	11/30/2012	(948.01)
50422000	DCP Expense	CF	9300004596	11/30/2012	948.01
50422000	DCP Expense	CF	9300004598	11/30/2012	(31.50)
50422000	DCP Expense	CF	9300004598	11/30/2012	31.50
50422000	DCP Expense	CF	9300004600	11/30/2012	(334.77)
50422000	DCP Expense	CF	9300004600	11/30/2012	334.77
50422000	DCP Expense	CF	9300004602	11/30/2012	(764.95)
50422000	DCP Expense	CF	9300004602	11/30/2012	764.95
50422000	DCP Expense	CF	9300004606	11/30/2012	(1,907.34)
50422000	DCP Expense	CF	9300004606	11/30/2012	1,907.34
50422000	DCP Expense	CF	9300004609	11/30/2012	(492.71)
50422000	DCP Expense	CF	9300004609	11/30/2012	492.71
50422000	DCP Expense	CF	9300004613	11/30/2012	(34.65)
50422000	DCP Expense	CF	9300004613	11/30/2012	34.65
50422000	DCP Expense	CF	9300004617	11/30/2012	(20.55)
50422000	DCP Expense	CF	9300004617	11/30/2012	20.55
50422000	DCP Expense	CF	9300004619	11/30/2012	(81.82)
50422000	DCP Expense	CF	9300004619	11/30/2012	81.82
50422000	DCP Expense	CF	9300004623	11/30/2012	(2,126.91)
50422000	DCP Expense	CF	9300004623	11/30/2012	2,126.91
50422000	DCP Expense	CF	9300004625	11/30/2012	(57.85)
50422000	DCP Expense	CF	9300004625	11/30/2012	57.85
50422000	DCP Expense	CF	9300004628	11/30/2012	(183.01)
50422000	DCP Expense	CF	9300004628	11/30/2012	183.01
50422000	DCP Expense	CF	9300004630	11/30/2012	(271.43)
50422000	DCP Expense	CF	9300004630	11/30/2012	271.43
50422000	DCP Expense	CF	9300004669	11/30/2012	(2.18)
50422000	DCP Expense	CF	9300004669	11/30/2012	2.18
50422000	DCP Expense	CF	9300004670	11/30/2012	(15.62)
50422000	DCP Expense	CF	9300004670	11/30/2012	15.62
50422000	DCP Expense	CF	9300004694	11/30/2012	(29.80)
50422000	DCP Expense	CF	9300004694	11/30/2012	29.80
50422000	DCP Expense	CF	9300004695	11/30/2012	(7.43)
50422000	DCP Expense	CF	9300004695	11/30/2012	7.43
50422000	DCP Expense	CF	9300004696	11/30/2012	(2.42)
50422000	DCP Expense	CF	9300004696	11/30/2012	2.42
50422000	DCP Expense	CF	9300004697	11/30/2012	(4.84)
50422000	DCP Expense	CF	9300004697	11/30/2012	4.84
50422000	DCP Expense	CF	9300004698	11/30/2012	(6.04)
50422000	DCP Expense	CF	9300004698	11/30/2012	6.04
50422000	DCP Expense	CF	9300004790	11/30/2012	(244.47)
50422000	DCP Expense	CF	9300004790	11/30/2012	244.47

Kentucky American Water Company  
Case No. 2012-00520  
Response to PSC DR1, Item 31

Account	Description	Doc Type	Document Number	Posting Date	Amount
50422000	DCP Expense	CF	9300004792	11/30/2012	(6.82)
50422000	DCP Expense	CF	9300004792	11/30/2012	6.82
50422000	DCP Expense	CF	9300004794	11/30/2012	(3.38)
50422000	DCP Expense	CF	9300004794	11/30/2012	3.38
50422000	DCP Expense	CF	9300004799	11/30/2012	(99.96)
50422000	DCP Expense	CF	9300004799	11/30/2012	99.96
50422000	DCP Expense	CF	9300004808	11/30/2012	(165.77)
50422000	DCP Expense	CF	9300004808	11/30/2012	165.77
50422000	DCP Expense	CF	9300004811	11/30/2012	(101.81)
50422000	DCP Expense	CF	9300004811	11/30/2012	101.81
50422000	DCP Expense	CF	9300004814	11/30/2012	(108.03)
50422000	DCP Expense	CF	9300004814	11/30/2012	108.03
50422000	DCP Expense	CF	9300004818	11/30/2012	(13.33)
50422000	DCP Expense	CF	9300004818	11/30/2012	13.33
50422000	DCP Expense	CF	9300004822	11/30/2012	(9.64)
50422000	DCP Expense	CF	9300004822	11/30/2012	9.64
50422000	DCP Expense	CF	9300004824	11/30/2012	(208.70)
50422000	DCP Expense	CF	9300004824	11/30/2012	208.70
50422000	DCP Expense	CF	9300004828	11/30/2012	(1.59)
50422000	DCP Expense	CF	9300004828	11/30/2012	1.59
50422000	DCP Expense	CF	9300004831	11/30/2012	(39.90)
50422000	DCP Expense	CF	9300004831	11/30/2012	39.90
50422000	DCP Expense	CF	9300004833	11/30/2012	(9.93)
50422000	DCP Expense	CF	9300004833	11/30/2012	9.93
50422000	DCP Expense	CF	9300004840	11/30/2012	(239.96)
50422000	DCP Expense	CF	9300004840	11/30/2012	239.96
50422000	DCP Expense	CF	9300004844	11/30/2012	(142.46)
50422000	DCP Expense	CF	9300004844	11/30/2012	142.46
50422000	DCP Expense	CF	9300004847	11/30/2012	(450.64)
50422000	DCP Expense	CF	9300004847	11/30/2012	450.64
50422000	DCP Expense	CF	9300004849	11/30/2012	(21.00)
50422000	DCP Expense	CF	9300004849	11/30/2012	21.00
50422000	DCP Expense	CF	9300004851	11/30/2012	(225.56)
50422000	DCP Expense	CF	9300004851	11/30/2012	225.56
50422000	DCP Expense	CF	9300004853	11/30/2012	(259.07)
50422000	DCP Expense	CF	9300004853	11/30/2012	259.07
50422000	DCP Expense	CF	9300004857	11/30/2012	(1,905.47)
50422000	DCP Expense	CF	9300004857	11/30/2012	1,905.47
50422000	DCP Expense	CF	9300004860	11/30/2012	(233.71)
50422000	DCP Expense	CF	9300004860	11/30/2012	233.71
50422000	DCP Expense	CF	9300004862	11/30/2012	(24.25)
50422000	DCP Expense	CF	9300004862	11/30/2012	24.25
50422000	DCP Expense	CF	9300004864	11/30/2012	(40.43)
50422000	DCP Expense	CF	9300004864	11/30/2012	40.43
50422000	DCP Expense	CF	9300004870	11/30/2012	(45.45)
50422000	DCP Expense	CF	9300004870	11/30/2012	45.45
50422000	DCP Expense	CF	9300004872	11/30/2012	(7.97)
50422000	DCP Expense	CF	9300004872	11/30/2012	7.97
50422000	DCP Expense	CF	9300004874	11/30/2012	(1,928.23)
50422000	DCP Expense	CF	9300004874	11/30/2012	1,928.23
50422000	DCP Expense	CF	9300004876	11/30/2012	(22.50)
50422000	DCP Expense	CF	9300004876	11/30/2012	22.50
50422000	DCP Expense	CF	9300004878	11/30/2012	(80.15)
50422000	DCP Expense	CF	9300004878	11/30/2012	80.15
50422000	DCP Expense	CF	9300004880	11/30/2012	(84.64)
50422000	DCP Expense	CF	9300004880	11/30/2012	84.64
50422100	DCP Exp Cap Credits	UT	9300004787	11/30/2012	(6.64)
50422100	DCP Exp Cap Credits	UT	9300004535	11/30/2012	(412.74)
50422100	DCP Exp Cap Credits	UT	9300004786	11/30/2012	(441.52)
50422100	DCP Exp Cap Credits	UT	9300004533	11/30/2012	(59.57)
50422100	DCP Exp Cap Credits	UT	9300004780	11/30/2012	(9.96)
50422100	DCP Exp Cap Credits	UZ	2000000575	11/30/2012	(12.03)
50422100	DCP Exp Cap Credits	CS	9300004534	11/30/2012	(129.13)
50422100	DCP Exp Cap Credits	CS	9300004785	11/30/2012	(50.53)
50422100	DCP Exp Cap Credits	UZ	2000000578	11/30/2012	(42.09)
50422100	DCP Exp Cap Credits	UZ	2000000578	11/30/2012	(33.70)
50422100	DCP Exp Cap Credits	UZ	2000000575	11/30/2012	(11.20)
50422100	DCP Exp Cap Credits	UZ	2000000578	11/30/2012	(3.86)
50422100	DCP Exp Cap Credits	UZ	2000000576	11/30/2012	(154.14)
50422100	DCP Exp Cap Credits	UZ	2000000578	11/30/2012	(173.27)
50422100	DCP Exp Cap Credits	UZ	2000000576	11/30/2012	(26.16)
50422100	DCP Exp Cap Credits	UZ	2000000578	11/30/2012	(102.00)
50422100	DCP Exp Cap Credits	UZ	2000000575	11/30/2012	(53.54)
50422100	DCP Exp Cap Credits	UZ	2000000575	11/30/2012	(75.85)
50422100	DCP Exp Cap Credits	UZ	2000000575	11/30/2012	(136.57)
50422100	DCP Exp Cap Credits	UZ	2000000575	11/30/2012	(4.92)
50422100	DCP Exp Cap Credits	UZ	2000000578	11/30/2012	(12.02)

Kentucky American Water Company  
Case No. 2012-00520  
Response to PSC DR1, Item 31

Account	Description	Doc Type	Document Number	Posting Date	Amount
50422100	DCP Exp Cap Credits	UZ	2000000580	11/30/2012	(25.27)
50422100	DCP Exp Cap Credits	UZ	2000000580	11/30/2012	(8.40)
50422100	DCP Exp Cap Credits	UZ	2000000578	11/30/2012	(12.60)
50422100	DCP Exp Cap Credits	UZ	2000000580	11/30/2012	(2.10)
50423000	ESPP Expense	SA	100001950	11/30/2012	863.58
50423000	ESPP Expense	CF	9300004975	11/30/2012	(863.58)
50423000	ESPP Expense	CF	9300004975	11/30/2012	863.58
50450000	Other Welfare	ZI	9000000237	11/30/2012	250.00
50450000	Other Welfare	ZI	9000000719	11/30/2012	1,500.00
50450000	Other Welfare	ZI	9000000740	11/30/2012	8,036.00
50450000	Other Welfare	ZI	9000000782	11/30/2012	270.00
50450000	Other Welfare	CS	9300004798	11/30/2012	(3,880.45)
50450000	Other Welfare	CS	9300004974	11/30/2012	(150.00)
50450000	Other Welfare	CS	9300004962	11/30/2012	(10,056.00)
50450000	Other Welfare	CS	9300005009	11/30/2012	(2,270.29)
50450000	Other Welfare	CS	9300004980	11/30/2012	(1,310.70)
50450016	Other Welfare AG	CS	9300004798	11/30/2012	3,880.45
50450016	Other Welfare AG	CS	9300004974	11/30/2012	150.00
50450016	Other Welfare AG	CS	9300004962	11/30/2012	10,056.00
50450016	Other Welfare AG	CS	9300005009	11/30/2012	2,270.29
50450016	Other Welfare AG	CS	9300004980	11/30/2012	1,310.70
50451000	Employee Awards	SV	100002018	11/30/2012	826.68
50451000	Employee Awards	ZI	9000000632	11/30/2012	40.22
50451000	Employee Awards	ZI	9000000654	11/30/2012	579.02
50451000	Employee Awards	ZI	9000000655	11/30/2012	63.56
50451000	Employee Awards	ZI	9000000668	11/30/2012	(19.06)
50451000	Employee Awards	ZI	9000000669	11/30/2012	19.06
50451000	Employee Awards	ZI	9000000670	11/30/2012	29.85
50451000	Employee Awards	ZI	9000000671	11/30/2012	(34.90)
50451000	Employee Awards	CF	9300004397	11/30/2012	(157.70)
50451000	Employee Awards	CF	9300004397	11/30/2012	157.70
50451000	Employee Awards	CF	9300004425	11/30/2012	(80.97)
50451000	Employee Awards	CF	9300004425	11/30/2012	80.97
50451000	Employee Awards	CF	9300004937	11/30/2012	(677.75)
50451000	Employee Awards	CF	9300004937	11/30/2012	677.75
50451000	Employee Awards	CF	9300005805	11/30/2012	(826.68)
50451000	Employee Awards	CF	9300005805	11/30/2012	826.68
50452000	Emp Physical Exams	SV	100002018	11/30/2012	125.00
50452000	Emp Physical Exams	ZI	9000000412	11/30/2012	117.00
50452000	Emp Physical Exams	CF	9300004433	11/30/2012	(159.00)
50452000	Emp Physical Exams	CF	9300004433	11/30/2012	159.00
50452000	Emp Physical Exams	CF	9300004619	11/30/2012	(37.10)
50452000	Emp Physical Exams	CF	9300004619	11/30/2012	37.10
50452000	Emp Physical Exams	CF	9300004663	11/30/2012	(56.35)
50452000	Emp Physical Exams	CF	9300004663	11/30/2012	56.35
50452000	Emp Physical Exams	CF	9300004870	11/30/2012	(352.15)
50452000	Emp Physical Exams	CF	9300004870	11/30/2012	352.15
50452000	Emp Physical Exams	CF	9300004955	11/30/2012	38.38
50452000	Emp Physical Exams	CF	9300004955	11/30/2012	(38.38)
50452000	Emp Physical Exams	CF	9300004963	11/30/2012	(117.00)
50452000	Emp Physical Exams	CF	9300004963	11/30/2012	117.00
50452000	Emp Physical Exams	CF	9300004998	11/30/2012	(78.00)
50452000	Emp Physical Exams	CF	9300004998	11/30/2012	78.00
50452000	Emp Physical Exams	CF	9300005800	11/30/2012	(125.00)
50452000	Emp Physical Exams	CF	9300005800	11/30/2012	125.00
50457000	Training	ZI	9000000258	11/30/2012	695.00
50457000	Training	ZI	9000000276	11/30/2012	223.00
50457000	Training	ZI	9000000995	11/30/2012	1,259.89
50457000	Training	ZI	9000000996	11/30/2012	64.38
50457000	Training	ZI	9000000997	11/30/2012	45.10
50457000	Training	ZI	9000001017	11/30/2012	106.00
50457000	Training	CF	9300004951	11/30/2012	(106.00)
50457000	Training	CF	9300004951	11/30/2012	106.00
50457000	Training	CF	9300004961	11/30/2012	(1,369.37)
50457000	Training	CF	9300004961	11/30/2012	1,369.37
50457000	Training	CF	9300004971	11/30/2012	(918.00)
50457000	Training	CF	9300004971	11/30/2012	918.00
50457000	Training	CF	9300005001	11/30/2012	(50.86)
50457000	Training	CF	9300005001	11/30/2012	50.86
50457000	Training	CF	9300005008	11/30/2012	(82.60)
50457000	Training	CF	9300005008	11/30/2012	82.60
50457000	Training	CF	9300005010	11/30/2012	(99.31)
50457000	Training	CF	9300005010	11/30/2012	99.31
50510000	PBOP Expense	SA	100001847	11/30/2012	70,420.00
50510000	PBOP Expense	SA	100001936	11/30/2012	(4,201.00)
50510000	PBOP Expense	CF	9300004250	11/30/2012	20.31
50510000	PBOP Expense	CF	9300004250	11/30/2012	(20.31)

Kentucky American Water Company  
Case No. 2012-00520  
Response to PSC DR1, Item 31

Account	Description	Doc Type	Document Number	Posting Date	Amount
50510000	PBOP Expense	CF	9300004251	11/30/2012	2.38
50510000	PBOP Expense	CF	9300004251	11/30/2012	(2.38)
50510000	PBOP Expense	CF	9300004252	11/30/2012	17.32
50510000	PBOP Expense	CF	9300004252	11/30/2012	(17.32)
50510000	PBOP Expense	CF	9300004253	11/30/2012	34.62
50510000	PBOP Expense	CF	9300004253	11/30/2012	(34.62)
50510000	PBOP Expense	CF	9300004254	11/30/2012	23.57
50510000	PBOP Expense	CF	9300004254	11/30/2012	(23.57)
50510000	PBOP Expense	CF	9300004255	11/30/2012	17.32
50510000	PBOP Expense	CF	9300004255	11/30/2012	(17.32)
50510000	PBOP Expense	CF	9300004256	11/30/2012	2.38
50510000	PBOP Expense	CF	9300004256	11/30/2012	(2.38)
50510000	PBOP Expense	CF	9300004257	11/30/2012	19.85
50510000	PBOP Expense	CF	9300004257	11/30/2012	(19.85)
50510000	PBOP Expense	CF	9300004258	11/30/2012	16.94
50510000	PBOP Expense	CF	9300004258	11/30/2012	(16.94)
50510000	PBOP Expense	CF	9300004259	11/30/2012	(20.31)
50510000	PBOP Expense	CF	9300004259	11/30/2012	20.31
50510000	PBOP Expense	CF	9300004260	11/30/2012	(2.38)
50510000	PBOP Expense	CF	9300004260	11/30/2012	2.38
50510000	PBOP Expense	CF	9300004261	11/30/2012	(17.32)
50510000	PBOP Expense	CF	9300004261	11/30/2012	17.32
50510000	PBOP Expense	CF	9300004262	11/30/2012	(34.62)
50510000	PBOP Expense	CF	9300004262	11/30/2012	34.62
50510000	PBOP Expense	CF	9300004263	11/30/2012	(23.57)
50510000	PBOP Expense	CF	9300004263	11/30/2012	23.57
50510000	PBOP Expense	CF	9300004264	11/30/2012	(17.32)
50510000	PBOP Expense	CF	9300004264	11/30/2012	17.32
50510000	PBOP Expense	CF	9300004265	11/30/2012	(2.38)
50510000	PBOP Expense	CF	9300004265	11/30/2012	2.38
50510000	PBOP Expense	CF	9300004266	11/30/2012	(19.85)
50510000	PBOP Expense	CF	9300004266	11/30/2012	19.85
50510000	PBOP Expense	CF	9300004267	11/30/2012	(16.94)
50510000	PBOP Expense	CF	9300004267	11/30/2012	16.94
50510000	PBOP Expense	CF	9300004268	11/30/2012	(478.67)
50510000	PBOP Expense	CF	9300004268	11/30/2012	478.67
50510000	PBOP Expense	CF	9300004269	11/30/2012	(33.97)
50510000	PBOP Expense	CF	9300004269	11/30/2012	33.97
50510000	PBOP Expense	CF	9300004270	11/30/2012	(4,659.82)
50510000	PBOP Expense	CF	9300004270	11/30/2012	4,659.82
50510000	PBOP Expense	CF	9300004271	11/30/2012	(19.98)
50510000	PBOP Expense	CF	9300004271	11/30/2012	19.98
50510000	PBOP Expense	CF	9300004272	11/30/2012	(49.67)
50510000	PBOP Expense	CF	9300004272	11/30/2012	49.67
50510000	PBOP Expense	CF	9300004273	11/30/2012	(426.63)
50510000	PBOP Expense	CF	9300004273	11/30/2012	426.63
50510000	PBOP Expense	CF	9300004274	11/30/2012	(350.46)
50510000	PBOP Expense	CF	9300004274	11/30/2012	350.46
50510000	PBOP Expense	CF	9300004275	11/30/2012	45.18
50510000	PBOP Expense	CF	9300004275	11/30/2012	(45.18)
50510000	PBOP Expense	CF	9300004276	11/30/2012	(2,088.98)
50510000	PBOP Expense	CF	9300004276	11/30/2012	2,088.98
50510000	PBOP Expense	CF	9300004277	11/30/2012	(73.99)
50510000	PBOP Expense	CF	9300004277	11/30/2012	73.99
50510000	PBOP Expense	CF	9300004278	11/30/2012	(301.97)
50510000	PBOP Expense	CF	9300004278	11/30/2012	301.97
50510000	PBOP Expense	CF	9300004279	11/30/2012	(106.84)
50510000	PBOP Expense	CF	9300004279	11/30/2012	106.84
50510000	PBOP Expense	CF	9300004280	11/30/2012	(71.08)
50510000	PBOP Expense	CF	9300004280	11/30/2012	71.08
50510000	PBOP Expense	CF	9300004281	11/30/2012	(1,352.38)
50510000	PBOP Expense	CF	9300004281	11/30/2012	1,352.38
50510000	PBOP Expense	CF	9300004282	11/30/2012	(1.64)
50510000	PBOP Expense	CF	9300004282	11/30/2012	1.64
50510000	PBOP Expense	CF	9300004283	11/30/2012	(27.84)
50510000	PBOP Expense	CF	9300004283	11/30/2012	27.84
50510000	PBOP Expense	CF	9300004284	11/30/2012	(367.84)
50510000	PBOP Expense	CF	9300004284	11/30/2012	367.84
50510000	PBOP Expense	CF	9300004285	11/30/2012	(288.30)
50510000	PBOP Expense	CF	9300004285	11/30/2012	288.30
50510000	PBOP Expense	CF	9300004286	11/30/2012	(107.43)
50510000	PBOP Expense	CF	9300004286	11/30/2012	107.43
50510000	PBOP Expense	CF	9300004287	11/30/2012	(135.25)
50510000	PBOP Expense	CF	9300004287	11/30/2012	135.25
50510000	PBOP Expense	CF	9300004288	11/30/2012	(170.58)
50510000	PBOP Expense	CF	9300004288	11/30/2012	170.58
50510000	PBOP Expense	CF	9300004289	11/30/2012	(225.11)

Kentucky American Water Company  
Case No. 2012-00520  
Response to PSC DR1, Item 31

Account	Description	Doc Type	Document Number	Posting Date	Amount
50510000	PBOP Expense	CF	9300004289	11/30/2012	225.11
50510000	PBOP Expense	CF	9300004290	11/30/2012	(14.30)
50510000	PBOP Expense	CF	9300004290	11/30/2012	14.30
50510000	PBOP Expense	CF	9300004291	11/30/2012	(640.17)
50510000	PBOP Expense	CF	9300004291	11/30/2012	640.17
50510000	PBOP Expense	CF	9300004292	11/30/2012	(676.52)
50510000	PBOP Expense	CF	9300004292	11/30/2012	676.52
50510000	PBOP Expense	CF	9300004293	11/30/2012	(228.12)
50510000	PBOP Expense	CF	9300004293	11/30/2012	228.12
50510000	PBOP Expense	CF	9300004294	11/30/2012	(55.37)
50510000	PBOP Expense	CF	9300004294	11/30/2012	55.37
50510000	PBOP Expense	CF	9300004295	11/30/2012	(253.80)
50510000	PBOP Expense	CF	9300004295	11/30/2012	253.80
50510000	PBOP Expense	CF	9300004296	11/30/2012	(216.29)
50510000	PBOP Expense	CF	9300004296	11/30/2012	216.29
50510000	PBOP Expense	CF	9300004297	11/30/2012	(130.25)
50510000	PBOP Expense	CF	9300004297	11/30/2012	130.25
50510000	PBOP Expense	CF	9300004298	11/30/2012	(340.48)
50510000	PBOP Expense	CF	9300004298	11/30/2012	340.48
50510000	PBOP Expense	CF	9300004299	11/30/2012	(235.30)
50510000	PBOP Expense	CF	9300004299	11/30/2012	235.30
50510000	PBOP Expense	CF	9300004300	11/30/2012	(626.51)
50510000	PBOP Expense	CF	9300004300	11/30/2012	626.51
50510000	PBOP Expense	CF	9300004301	11/30/2012	(210.26)
50510000	PBOP Expense	CF	9300004301	11/30/2012	210.26
50510000	PBOP Expense	CF	9300004302	11/30/2012	13.55
50510000	PBOP Expense	CF	9300004302	11/30/2012	(13.55)
50510000	PBOP Expense	CF	9300004303	11/30/2012	386.07
50510000	PBOP Expense	CF	9300004303	11/30/2012	(386.07)
50510000	PBOP Expense	CF	9300004304	11/30/2012	69.74
50510000	PBOP Expense	CF	9300004304	11/30/2012	(69.74)
50510000	PBOP Expense	CF	9300004305	11/30/2012	(16.53)
50510000	PBOP Expense	CF	9300004305	11/30/2012	16.53
50510000	PBOP Expense	CF	9300004306	11/30/2012	22.31
50510000	PBOP Expense	CF	9300004306	11/30/2012	(22.31)
50510000	PBOP Expense	CF	9300004307	11/30/2012	134.27
50510000	PBOP Expense	CF	9300004307	11/30/2012	(134.27)
50510000	PBOP Expense	CF	9300004308	11/30/2012	(275.86)
50510000	PBOP Expense	CF	9300004308	11/30/2012	275.86
50510000	PBOP Expense	CF	9300004309	11/30/2012	(97.34)
50510000	PBOP Expense	CF	9300004309	11/30/2012	97.34
50510000	PBOP Expense	CF	9300004310	11/30/2012	(36.97)
50510000	PBOP Expense	CF	9300004310	11/30/2012	36.97
50510000	PBOP Expense	CF	9300004311	11/30/2012	(44.04)
50510000	PBOP Expense	CF	9300004311	11/30/2012	44.04
50510000	PBOP Expense	CF	9300004312	11/30/2012	142.19
50510000	PBOP Expense	CF	9300004312	11/30/2012	(142.19)
50510000	PBOP Expense	CF	9300004313	11/30/2012	(8.89)
50510000	PBOP Expense	CF	9300004313	11/30/2012	8.89
50510000	PBOP Expense	CF	9300004314	11/30/2012	(65.64)
50510000	PBOP Expense	CF	9300004314	11/30/2012	65.64
50510000	PBOP Expense	CF	9300004315	11/30/2012	(132.97)
50510000	PBOP Expense	CF	9300004315	11/30/2012	132.97
50510000	PBOP Expense	CF	9300004316	11/30/2012	22.86
50510000	PBOP Expense	CF	9300004316	11/30/2012	(22.86)
50510000	PBOP Expense	CF	9300004317	11/30/2012	(6.71)
50510000	PBOP Expense	CF	9300004317	11/30/2012	6.71
50510000	PBOP Expense	CF	9300004318	11/30/2012	10.11
50510000	PBOP Expense	CF	9300004318	11/30/2012	(10.11)
50510000	PBOP Expense	CF	9300004319	11/30/2012	(2.86)
50510000	PBOP Expense	CF	9300004319	11/30/2012	2.86
50510000	PBOP Expense	CF	9300004320	11/30/2012	9.21
50510000	PBOP Expense	CF	9300004320	11/30/2012	(9.21)
50510000	PBOP Expense	CF	9300004321	11/30/2012	25.50
50510000	PBOP Expense	CF	9300004321	11/30/2012	(25.50)
50510000	PBOP Expense	CF	9300004322	11/30/2012	(43.65)
50510000	PBOP Expense	CF	9300004322	11/30/2012	43.65
50510000	PBOP Expense	CF	9300004323	11/30/2012	(87.80)
50510000	PBOP Expense	CF	9300004323	11/30/2012	87.80
50510000	PBOP Expense	CF	9300004324	11/30/2012	101.87
50510000	PBOP Expense	CF	9300004324	11/30/2012	(101.87)
50510000	PBOP Expense	CF	9300004325	11/30/2012	177.88
50510000	PBOP Expense	CF	9300004325	11/30/2012	(177.88)
50510000	PBOP Expense	CF	9300004326	11/30/2012	(94.06)
50510000	PBOP Expense	CF	9300004326	11/30/2012	94.06
50510000	PBOP Expense	CF	9300004327	11/30/2012	(185.76)
50510000	PBOP Expense	CF	9300004327	11/30/2012	185.76

Kentucky American Water Company  
Case No. 2012-00520  
Response to PSC DR1, Item 31

Account	Description	Doc Type	Document Number	Posting Date	Amount
50510000	PBOP Expense	CF	9300004328	11/30/2012	(8.14)
50510000	PBOP Expense	CF	9300004328	11/30/2012	8.14
50510000	PBOP Expense	CF	9300004329	11/30/2012	(75.57)
50510000	PBOP Expense	CF	9300004329	11/30/2012	75.57
50510000	PBOP Expense	CF	9300004330	11/30/2012	(55.71)
50510000	PBOP Expense	CF	9300004330	11/30/2012	55.71
50510000	PBOP Expense	CF	9300004331	11/30/2012	(171.92)
50510000	PBOP Expense	CF	9300004331	11/30/2012	171.92
50510000	PBOP Expense	CF	9300004332	11/30/2012	(365.42)
50510000	PBOP Expense	CF	9300004332	11/30/2012	365.42
50510000	PBOP Expense	CF	9300004333	11/30/2012	(12.21)
50510000	PBOP Expense	CF	9300004333	11/30/2012	12.21
50510000	PBOP Expense	CF	9300004334	11/30/2012	(161.82)
50510000	PBOP Expense	CF	9300004334	11/30/2012	161.82
50510000	PBOP Expense	CF	9300004335	11/30/2012	(17.22)
50510000	PBOP Expense	CF	9300004335	11/30/2012	17.22
50510000	PBOP Expense	CF	9300004336	11/30/2012	(55.11)
50510000	PBOP Expense	CF	9300004336	11/30/2012	55.11
50510000	PBOP Expense	CF	9300004337	11/30/2012	(126.83)
50510000	PBOP Expense	CF	9300004337	11/30/2012	126.83
50510000	PBOP Expense	CF	9300004338	11/30/2012	(8.90)
50510000	PBOP Expense	CF	9300004338	11/30/2012	8.90
50510000	PBOP Expense	CF	9300004339	11/30/2012	(14.39)
50510000	PBOP Expense	CF	9300004339	11/30/2012	14.39
50510000	PBOP Expense	CF	9300004340	11/30/2012	13.13
50510000	PBOP Expense	CF	9300004340	11/30/2012	(13.13)
50510000	PBOP Expense	CF	9300004341	11/30/2012	(99.73)
50510000	PBOP Expense	CF	9300004341	11/30/2012	99.73
50510000	PBOP Expense	CF	9300004342	11/30/2012	(16.02)
50510000	PBOP Expense	CF	9300004342	11/30/2012	16.02
50510000	PBOP Expense	CF	9300004343	11/30/2012	64.68
50510000	PBOP Expense	CF	9300004343	11/30/2012	(64.68)
50510000	PBOP Expense	CF	9300004344	11/30/2012	0.97
50510000	PBOP Expense	CF	9300004344	11/30/2012	(0.97)
50510000	PBOP Expense	CF	9300004345	11/30/2012	(78.91)
50510000	PBOP Expense	CF	9300004345	11/30/2012	78.91
50510000	PBOP Expense	CF	9300004346	11/30/2012	(28.03)
50510000	PBOP Expense	CF	9300004346	11/30/2012	28.03
50510000	PBOP Expense	CF	9300004348	11/30/2012	478.67
50510000	PBOP Expense	CF	9300004348	11/30/2012	(478.67)
50510000	PBOP Expense	CF	9300004350	11/30/2012	19.98
50510000	PBOP Expense	CF	9300004350	11/30/2012	(19.98)
50510000	PBOP Expense	CF	9300004352	11/30/2012	49.67
50510000	PBOP Expense	CF	9300004352	11/30/2012	(49.67)
50510000	PBOP Expense	CF	9300004357	11/30/2012	640.17
50510000	PBOP Expense	CF	9300004357	11/30/2012	(640.17)
50510000	PBOP Expense	CF	9300004364	11/30/2012	107.43
50510000	PBOP Expense	CF	9300004364	11/30/2012	(107.43)
50510000	PBOP Expense	CF	9300004366	11/30/2012	170.58
50510000	PBOP Expense	CF	9300004366	11/30/2012	(170.58)
50510000	PBOP Expense	CF	9300004369	11/30/2012	426.63
50510000	PBOP Expense	CF	9300004369	11/30/2012	(426.63)
50510000	PBOP Expense	CF	9300004371	11/30/2012	(45.18)
50510000	PBOP Expense	CF	9300004371	11/30/2012	45.18
50510000	PBOP Expense	CF	9300004373	11/30/2012	106.84
50510000	PBOP Expense	CF	9300004373	11/30/2012	(106.84)
50510000	PBOP Expense	CF	9300004375	11/30/2012	235.30
50510000	PBOP Expense	CF	9300004375	11/30/2012	(235.30)
50510000	PBOP Expense	CF	9300004378	11/30/2012	14.30
50510000	PBOP Expense	CF	9300004378	11/30/2012	(14.30)
50510000	PBOP Expense	CF	9300004380	11/30/2012	676.52
50510000	PBOP Expense	CF	9300004380	11/30/2012	(676.52)
50510000	PBOP Expense	CF	9300004384	11/30/2012	1,352.38
50510000	PBOP Expense	CF	9300004384	11/30/2012	(1,352.38)
50510000	PBOP Expense	CF	9300004388	11/30/2012	253.80
50510000	PBOP Expense	CF	9300004388	11/30/2012	(253.80)
50510000	PBOP Expense	CF	9300004390	11/30/2012	1.64
50510000	PBOP Expense	CF	9300004390	11/30/2012	(1.64)
50510000	PBOP Expense	CF	9300004394	11/30/2012	367.84
50510000	PBOP Expense	CF	9300004394	11/30/2012	(367.84)
50510000	PBOP Expense	CF	9300004397	11/30/2012	225.11
50510000	PBOP Expense	CF	9300004397	11/30/2012	(225.11)
50510000	PBOP Expense	CF	9300004401	11/30/2012	350.46
50510000	PBOP Expense	CF	9300004401	11/30/2012	(350.46)
50510000	PBOP Expense	CF	9300004403	11/30/2012	71.08
50510000	PBOP Expense	CF	9300004403	11/30/2012	(71.08)
50510000	PBOP Expense	CF	9300004405	11/30/2012	216.29

Kentucky American Water Company  
Case No. 2012-00520  
Response to PSC DR1, Item 31

Account	Description	Doc Type	Document Number	Posting Date	Amount
50510000	PBOP Expense	CF	9300004405	11/30/2012	(216.29)
50510000	PBOP Expense	CF	9300004407	11/30/2012	340.48
50510000	PBOP Expense	CF	9300004407	11/30/2012	(340.48)
50510000	PBOP Expense	CF	9300004412	11/30/2012	4,659.82
50510000	PBOP Expense	CF	9300004412	11/30/2012	(4,659.82)
50510000	PBOP Expense	CF	9300004414	11/30/2012	288.30
50510000	PBOP Expense	CF	9300004414	11/30/2012	(288.30)
50510000	PBOP Expense	CF	9300004416	11/30/2012	55.37
50510000	PBOP Expense	CF	9300004416	11/30/2012	(55.37)
50510000	PBOP Expense	CF	9300004418	11/30/2012	130.25
50510000	PBOP Expense	CF	9300004418	11/30/2012	(130.25)
50510000	PBOP Expense	CF	9300004420	11/30/2012	27.84
50510000	PBOP Expense	CF	9300004420	11/30/2012	(27.84)
50510000	PBOP Expense	CF	9300004423	11/30/2012	73.99
50510000	PBOP Expense	CF	9300004423	11/30/2012	(73.99)
50510000	PBOP Expense	CF	9300004425	11/30/2012	135.25
50510000	PBOP Expense	CF	9300004425	11/30/2012	(135.25)
50510000	PBOP Expense	CF	9300004427	11/30/2012	33.97
50510000	PBOP Expense	CF	9300004427	11/30/2012	(33.97)
50510000	PBOP Expense	CF	9300004429	11/30/2012	2,088.98
50510000	PBOP Expense	CF	9300004429	11/30/2012	(2,088.98)
50510000	PBOP Expense	CF	9300004431	11/30/2012	301.97
50510000	PBOP Expense	CF	9300004431	11/30/2012	(301.97)
50510000	PBOP Expense	CF	9300004435	11/30/2012	228.12
50510000	PBOP Expense	CF	9300004435	11/30/2012	(228.12)
50510000	PBOP Expense	CF	9300004437	11/30/2012	626.51
50510000	PBOP Expense	CF	9300004437	11/30/2012	(626.51)
50510000	PBOP Expense	CF	9300004445	11/30/2012	4.49
50510000	PBOP Expense	CF	9300004445	11/30/2012	(4.49)
50510000	PBOP Expense	CF	9300004446	11/30/2012	17.89
50510000	PBOP Expense	CF	9300004446	11/30/2012	(17.89)
50510000	PBOP Expense	CF	9300004447	11/30/2012	53.03
50510000	PBOP Expense	CF	9300004447	11/30/2012	(53.03)
50510000	PBOP Expense	CF	9300004448	11/30/2012	46.18
50510000	PBOP Expense	CF	9300004448	11/30/2012	(46.18)
50510000	PBOP Expense	CF	9300004449	11/30/2012	53.72
50510000	PBOP Expense	CF	9300004449	11/30/2012	(53.72)
50510000	PBOP Expense	CF	9300004450	11/30/2012	8.96
50510000	PBOP Expense	CF	9300004450	11/30/2012	(8.96)
50510000	PBOP Expense	CF	9300004451	11/30/2012	3.58
50510000	PBOP Expense	CF	9300004451	11/30/2012	(3.58)
50510000	PBOP Expense	CF	9300004452	11/30/2012	3.58
50510000	PBOP Expense	CF	9300004452	11/30/2012	(3.58)
50510000	PBOP Expense	CF	9300004453	11/30/2012	3.58
50510000	PBOP Expense	CF	9300004453	11/30/2012	(3.58)
50510000	PBOP Expense	CF	9300004454	11/30/2012	3.58
50510000	PBOP Expense	CF	9300004454	11/30/2012	(3.58)
50510000	PBOP Expense	CF	9300004455	11/30/2012	3.58
50510000	PBOP Expense	CF	9300004455	11/30/2012	(3.58)
50510000	PBOP Expense	CF	9300004456	11/30/2012	(4.49)
50510000	PBOP Expense	CF	9300004456	11/30/2012	4.49
50510000	PBOP Expense	CF	9300004457	11/30/2012	(17.89)
50510000	PBOP Expense	CF	9300004457	11/30/2012	17.89
50510000	PBOP Expense	CF	9300004458	11/30/2012	(53.03)
50510000	PBOP Expense	CF	9300004458	11/30/2012	53.03
50510000	PBOP Expense	CF	9300004459	11/30/2012	(46.18)
50510000	PBOP Expense	CF	9300004459	11/30/2012	46.18
50510000	PBOP Expense	CF	9300004460	11/30/2012	(53.72)
50510000	PBOP Expense	CF	9300004460	11/30/2012	53.72
50510000	PBOP Expense	CF	9300004461	11/30/2012	(8.96)
50510000	PBOP Expense	CF	9300004461	11/30/2012	8.96
50510000	PBOP Expense	CF	9300004463	11/30/2012	(3.58)
50510000	PBOP Expense	CF	9300004463	11/30/2012	3.58
50510000	PBOP Expense	CF	9300004464	11/30/2012	(3.58)
50510000	PBOP Expense	CF	9300004464	11/30/2012	3.58
50510000	PBOP Expense	CF	9300004465	11/30/2012	(3.58)
50510000	PBOP Expense	CF	9300004465	11/30/2012	3.58
50510000	PBOP Expense	CF	9300004466	11/30/2012	(3.58)
50510000	PBOP Expense	CF	9300004466	11/30/2012	3.58
50510000	PBOP Expense	CF	9300004467	11/30/2012	(3.58)
50510000	PBOP Expense	CF	9300004467	11/30/2012	3.58
50510000	PBOP Expense	CF	9300004468	11/30/2012	1,668.19
50510000	PBOP Expense	CF	9300004468	11/30/2012	(1,668.19)
50510000	PBOP Expense	CF	9300004469	11/30/2012	169.87
50510000	PBOP Expense	CF	9300004469	11/30/2012	(169.87)
50510000	PBOP Expense	CF	9300004470	11/30/2012	11,406.79
50510000	PBOP Expense	CF	9300004470	11/30/2012	(11,406.79)



Kentucky American Water Company  
Case No. 2012-00520  
Response to PSC DR1, Item 31

Account	Description	Doc Type	Document Number	Posting Date	Amount
50510000	PBOP Expense	CF	9300004471	11/30/2012	25.25
50510000	PBOP Expense	CF	9300004471	11/30/2012	(25.25)
50510000	PBOP Expense	CF	9300004472	11/30/2012	63.70
50510000	PBOP Expense	CF	9300004472	11/30/2012	(63.70)
50510000	PBOP Expense	CF	9300004473	11/30/2012	1,951.09
50510000	PBOP Expense	CF	9300004473	11/30/2012	(1,951.09)
50510000	PBOP Expense	CF	9300004474	11/30/2012	2,873.37
50510000	PBOP Expense	CF	9300004474	11/30/2012	(2,873.37)
50510000	PBOP Expense	CF	9300004475	11/30/2012	419.29
50510000	PBOP Expense	CF	9300004475	11/30/2012	(419.29)
50510000	PBOP Expense	CF	9300004476	11/30/2012	8,478.82
50510000	PBOP Expense	CF	9300004476	11/30/2012	(8,478.82)
50510000	PBOP Expense	CF	9300004477	11/30/2012	126.18
50510000	PBOP Expense	CF	9300004477	11/30/2012	(126.18)
50510000	PBOP Expense	CF	9300004478	11/30/2012	460.14
50510000	PBOP Expense	CF	9300004478	11/30/2012	(460.14)
50510000	PBOP Expense	CF	9300004479	11/30/2012	82.18
50510000	PBOP Expense	CF	9300004479	11/30/2012	(82.18)
50510000	PBOP Expense	CF	9300004480	11/30/2012	276.98
50510000	PBOP Expense	CF	9300004480	11/30/2012	(276.98)
50510000	PBOP Expense	CF	9300004481	11/30/2012	4,679.03
50510000	PBOP Expense	CF	9300004481	11/30/2012	(4,679.03)
50510000	PBOP Expense	CF	9300004482	11/30/2012	77.11
50510000	PBOP Expense	CF	9300004482	11/30/2012	(77.11)
50510000	PBOP Expense	CF	9300004483	11/30/2012	2,330.19
50510000	PBOP Expense	CF	9300004483	11/30/2012	(2,330.19)
50510000	PBOP Expense	CF	9300004484	11/30/2012	1,798.92
50510000	PBOP Expense	CF	9300004484	11/30/2012	(1,798.92)
50510000	PBOP Expense	CF	9300004485	11/30/2012	483.11
50510000	PBOP Expense	CF	9300004485	11/30/2012	(483.11)
50510000	PBOP Expense	CF	9300004486	11/30/2012	201.75
50510000	PBOP Expense	CF	9300004486	11/30/2012	(201.75)
50510000	PBOP Expense	CF	9300004487	11/30/2012	1,316.28
50510000	PBOP Expense	CF	9300004487	11/30/2012	(1,316.28)
50510000	PBOP Expense	CF	9300004488	11/30/2012	759.43
50510000	PBOP Expense	CF	9300004488	11/30/2012	(759.43)
50510000	PBOP Expense	CF	9300004489	11/30/2012	26.06
50510000	PBOP Expense	CF	9300004489	11/30/2012	(26.06)
50510000	PBOP Expense	CF	9300004490	11/30/2012	3,109.96
50510000	PBOP Expense	CF	9300004490	11/30/2012	(3,109.96)
50510000	PBOP Expense	CF	9300004491	11/30/2012	1,847.67
50510000	PBOP Expense	CF	9300004491	11/30/2012	(1,847.67)
50510000	PBOP Expense	CF	9300004492	11/30/2012	513.59
50510000	PBOP Expense	CF	9300004492	11/30/2012	(513.59)
50510000	PBOP Expense	CF	9300004493	11/30/2012	472.93
50510000	PBOP Expense	CF	9300004493	11/30/2012	(472.93)
50510000	PBOP Expense	CF	9300004494	11/30/2012	319.24
50510000	PBOP Expense	CF	9300004494	11/30/2012	(319.24)
50510000	PBOP Expense	CF	9300004495	11/30/2012	1,062.16
50510000	PBOP Expense	CF	9300004495	11/30/2012	(1,062.16)
50510000	PBOP Expense	CF	9300004496	11/30/2012	458.44
50510000	PBOP Expense	CF	9300004496	11/30/2012	(458.44)
50510000	PBOP Expense	CF	9300004497	11/30/2012	2,458.86
50510000	PBOP Expense	CF	9300004497	11/30/2012	(2,458.86)
50510000	PBOP Expense	CF	9300004498	11/30/2012	388.45
50510000	PBOP Expense	CF	9300004498	11/30/2012	(388.45)
50510000	PBOP Expense	CF	9300004499	11/30/2012	1,028.74
50510000	PBOP Expense	CF	9300004499	11/30/2012	(1,028.74)
50510000	PBOP Expense	CF	9300004500	11/30/2012	2,535.16
50510000	PBOP Expense	CF	9300004500	11/30/2012	(2,535.16)
50510000	PBOP Expense	CF	9300004501	11/30/2012	133.39
50510000	PBOP Expense	CF	9300004501	11/30/2012	(133.39)
50510000	PBOP Expense	CF	9300004502	11/30/2012	39.65
50510000	PBOP Expense	CF	9300004502	11/30/2012	(39.65)
50510000	PBOP Expense	CF	9300004503	11/30/2012	75.47
50510000	PBOP Expense	CF	9300004503	11/30/2012	(75.47)
50510000	PBOP Expense	CF	9300004504	11/30/2012	134.09
50510000	PBOP Expense	CF	9300004504	11/30/2012	(134.09)
50510000	PBOP Expense	CF	9300004505	11/30/2012	25.17
50510000	PBOP Expense	CF	9300004505	11/30/2012	(25.17)
50510000	PBOP Expense	CF	9300004506	11/30/2012	426.57
50510000	PBOP Expense	CF	9300004506	11/30/2012	(426.57)
50510000	PBOP Expense	CF	9300004507	11/30/2012	44.46
50510000	PBOP Expense	CF	9300004507	11/30/2012	(44.46)
50510000	PBOP Expense	CF	9300004508	11/30/2012	124.66
50510000	PBOP Expense	CF	9300004508	11/30/2012	(124.66)
50510000	PBOP Expense	CF	9300004509	11/30/2012	124.66

Kentucky American Water Company  
Case No. 2012-00520  
Response to PSC DR1, Item 31

Account	Description	Doc Type	Document Number	Posting Date	Amount
50510000	PBOP Expense	CF	9300004509	11/30/2012	(124.66)
50510000	PBOP Expense	CF	9300004510	11/30/2012	850.90
50510000	PBOP Expense	CF	9300004510	11/30/2012	(850.90)
50510000	PBOP Expense	CF	9300004511	11/30/2012	183.66
50510000	PBOP Expense	CF	9300004511	11/30/2012	(183.66)
50510000	PBOP Expense	CF	9300004512	11/30/2012	2,161.54
50510000	PBOP Expense	CF	9300004512	11/30/2012	(2,161.54)
50510000	PBOP Expense	CF	9300004513	11/30/2012	123.04
50510000	PBOP Expense	CF	9300004513	11/30/2012	(123.04)
50510000	PBOP Expense	CF	9300004514	11/30/2012	312.55
50510000	PBOP Expense	CF	9300004514	11/30/2012	(312.55)
50510000	PBOP Expense	CF	9300004515	11/30/2012	227.78
50510000	PBOP Expense	CF	9300004515	11/30/2012	(227.78)
50510000	PBOP Expense	CF	9300004516	11/30/2012	510.68
50510000	PBOP Expense	CF	9300004516	11/30/2012	(510.68)
50510000	PBOP Expense	CF	9300004517	11/30/2012	198.64
50510000	PBOP Expense	CF	9300004517	11/30/2012	(198.64)
50510000	PBOP Expense	CF	9300004518	11/30/2012	813.15
50510000	PBOP Expense	CF	9300004518	11/30/2012	(813.15)
50510000	PBOP Expense	CF	9300004519	11/30/2012	7.63
50510000	PBOP Expense	CF	9300004519	11/30/2012	(7.63)
50510000	PBOP Expense	CF	9300004520	11/30/2012	491.93
50510000	PBOP Expense	CF	9300004520	11/30/2012	(491.93)
50510000	PBOP Expense	CF	9300004521	11/30/2012	75.15
50510000	PBOP Expense	CF	9300004521	11/30/2012	(75.15)
50510000	PBOP Expense	CF	9300004522	11/30/2012	482.53
50510000	PBOP Expense	CF	9300004522	11/30/2012	(482.53)
50510000	PBOP Expense	CF	9300004523	11/30/2012	12.14
50510000	PBOP Expense	CF	9300004523	11/30/2012	(12.14)
50510000	PBOP Expense	CF	9300004524	11/30/2012	124.66
50510000	PBOP Expense	CF	9300004524	11/30/2012	(124.66)
50510000	PBOP Expense	CF	9300004525	11/30/2012	72.77
50510000	PBOP Expense	CF	9300004525	11/30/2012	(72.77)
50510000	PBOP Expense	CF	9300004526	11/30/2012	255.80
50510000	PBOP Expense	CF	9300004526	11/30/2012	(255.80)
50510000	PBOP Expense	CF	9300004527	11/30/2012	75.15
50510000	PBOP Expense	CF	9300004527	11/30/2012	(75.15)
50510000	PBOP Expense	CF	9300004528	11/30/2012	33.46
50510000	PBOP Expense	CF	9300004528	11/30/2012	(33.46)
50510000	PBOP Expense	CF	9300004529	11/30/2012	42.46
50510000	PBOP Expense	CF	9300004529	11/30/2012	(42.46)
50510000	PBOP Expense	CF	9300004530	11/30/2012	17.23
50510000	PBOP Expense	CF	9300004530	11/30/2012	(17.23)
50510000	PBOP Expense	CF	9300004531	11/30/2012	45.39
50510000	PBOP Expense	CF	9300004531	11/30/2012	(45.39)
50510000	PBOP Expense	CF	9300004539	11/30/2012	(1,668.19)
50510000	PBOP Expense	CF	9300004539	11/30/2012	1,668.19
50510000	PBOP Expense	CF	9300004541	11/30/2012	(25.25)
50510000	PBOP Expense	CF	9300004541	11/30/2012	25.25
50510000	PBOP Expense	CF	9300004543	11/30/2012	(63.70)
50510000	PBOP Expense	CF	9300004543	11/30/2012	63.70
50510000	PBOP Expense	CF	9300004546	11/30/2012	(3,109.96)
50510000	PBOP Expense	CF	9300004546	11/30/2012	3,109.96
50510000	PBOP Expense	CF	9300004551	11/30/2012	(483.11)
50510000	PBOP Expense	CF	9300004551	11/30/2012	483.11
50510000	PBOP Expense	CF	9300004553	11/30/2012	(1,316.28)
50510000	PBOP Expense	CF	9300004553	11/30/2012	1,316.28
50510000	PBOP Expense	CF	9300004558	11/30/2012	(1,951.09)
50510000	PBOP Expense	CF	9300004558	11/30/2012	1,951.09
50510000	PBOP Expense	CF	9300004561	11/30/2012	(419.29)
50510000	PBOP Expense	CF	9300004561	11/30/2012	419.29
50510000	PBOP Expense	CF	9300004566	11/30/2012	(82.18)
50510000	PBOP Expense	CF	9300004566	11/30/2012	82.18
50510000	PBOP Expense	CF	9300004568	11/30/2012	(388.45)
50510000	PBOP Expense	CF	9300004568	11/30/2012	388.45
50510000	PBOP Expense	CF	9300004571	11/30/2012	(26.06)
50510000	PBOP Expense	CF	9300004571	11/30/2012	26.06
50510000	PBOP Expense	CF	9300004574	11/30/2012	(1,847.67)
50510000	PBOP Expense	CF	9300004574	11/30/2012	1,847.67
50510000	PBOP Expense	CF	9300004578	11/30/2012	(4,679.03)
50510000	PBOP Expense	CF	9300004578	11/30/2012	4,679.03
50510000	PBOP Expense	CF	9300004581	11/30/2012	(319.24)
50510000	PBOP Expense	CF	9300004581	11/30/2012	319.24
50510000	PBOP Expense	CF	9300004583	11/30/2012	(77.11)
50510000	PBOP Expense	CF	9300004583	11/30/2012	77.11
50510000	PBOP Expense	CF	9300004588	11/30/2012	(2,330.19)
50510000	PBOP Expense	CF	9300004588	11/30/2012	2,330.19

Kentucky American Water Company  
Case No. 2012-00520  
Response to PSC DR1, Item 31

Account	Description	Doc Type	Document Number	Posting Date	Amount
50510000	PBOP Expense	CF	9300004592	11/30/2012	(759.43)
50510000	PBOP Expense	CF	9300004592	11/30/2012	759.43
50510000	PBOP Expense	CF	9300004596	11/30/2012	(2,873.37)
50510000	PBOP Expense	CF	9300004596	11/30/2012	2,873.37
50510000	PBOP Expense	CF	9300004598	11/30/2012	(276.98)
50510000	PBOP Expense	CF	9300004598	11/30/2012	276.98
50510000	PBOP Expense	CF	9300004600	11/30/2012	(1,062.16)
50510000	PBOP Expense	CF	9300004600	11/30/2012	1,062.16
50510000	PBOP Expense	CF	9300004602	11/30/2012	(2,458.86)
50510000	PBOP Expense	CF	9300004602	11/30/2012	2,458.86
50510000	PBOP Expense	CF	9300004606	11/30/2012	(11,406.79)
50510000	PBOP Expense	CF	9300004606	11/30/2012	11,406.79
50510000	PBOP Expense	CF	9300004609	11/30/2012	(1,798.92)
50510000	PBOP Expense	CF	9300004609	11/30/2012	1,798.92
50510000	PBOP Expense	CF	9300004611	11/30/2012	(472.93)
50510000	PBOP Expense	CF	9300004611	11/30/2012	472.93
50510000	PBOP Expense	CF	9300004613	11/30/2012	(458.44)
50510000	PBOP Expense	CF	9300004613	11/30/2012	458.44
50510000	PBOP Expense	CF	9300004617	11/30/2012	(126.18)
50510000	PBOP Expense	CF	9300004617	11/30/2012	126.18
50510000	PBOP Expense	CF	9300004619	11/30/2012	(201.75)
50510000	PBOP Expense	CF	9300004619	11/30/2012	201.75
50510000	PBOP Expense	CF	9300004621	11/30/2012	(169.87)
50510000	PBOP Expense	CF	9300004621	11/30/2012	169.87
50510000	PBOP Expense	CF	9300004623	11/30/2012	(8,478.82)
50510000	PBOP Expense	CF	9300004623	11/30/2012	8,478.82
50510000	PBOP Expense	CF	9300004625	11/30/2012	(460.14)
50510000	PBOP Expense	CF	9300004625	11/30/2012	460.14
50510000	PBOP Expense	CF	9300004628	11/30/2012	(513.59)
50510000	PBOP Expense	CF	9300004628	11/30/2012	513.59
50510000	PBOP Expense	CF	9300004630	11/30/2012	(1,028.74)
50510000	PBOP Expense	CF	9300004630	11/30/2012	1,028.74
50510000	PBOP Expense	CF	9300004680	11/30/2012	73.51
50510000	PBOP Expense	CF	9300004680	11/30/2012	(73.51)
50510000	PBOP Expense	CF	9300004681	11/30/2012	18.34
50510000	PBOP Expense	CF	9300004681	11/30/2012	(18.34)
50510000	PBOP Expense	CF	9300004682	11/30/2012	5.96
50510000	PBOP Expense	CF	9300004682	11/30/2012	(5.96)
50510000	PBOP Expense	CF	9300004683	11/30/2012	11.93
50510000	PBOP Expense	CF	9300004683	11/30/2012	(11.93)
50510000	PBOP Expense	CF	9300004684	11/30/2012	14.92
50510000	PBOP Expense	CF	9300004684	11/30/2012	(14.92)
50510000	PBOP Expense	CF	9300004694	11/30/2012	(73.51)
50510000	PBOP Expense	CF	9300004694	11/30/2012	73.51
50510000	PBOP Expense	CF	9300004695	11/30/2012	(18.34)
50510000	PBOP Expense	CF	9300004695	11/30/2012	18.34
50510000	PBOP Expense	CF	9300004696	11/30/2012	(5.96)
50510000	PBOP Expense	CF	9300004696	11/30/2012	5.96
50510000	PBOP Expense	CF	9300004697	11/30/2012	(11.93)
50510000	PBOP Expense	CF	9300004697	11/30/2012	11.93
50510000	PBOP Expense	CF	9300004698	11/30/2012	(14.92)
50510000	PBOP Expense	CF	9300004698	11/30/2012	14.92
50510000	PBOP Expense	CF	9300004699	11/30/2012	1,215.23
50510000	PBOP Expense	CF	9300004699	11/30/2012	(1,215.23)
50510000	PBOP Expense	CF	9300004700	11/30/2012	116.01
50510000	PBOP Expense	CF	9300004700	11/30/2012	(116.01)
50510000	PBOP Expense	CF	9300004701	11/30/2012	9,333.20
50510000	PBOP Expense	CF	9300004701	11/30/2012	(9,333.20)
50510000	PBOP Expense	CF	9300004702	11/30/2012	16.83
50510000	PBOP Expense	CF	9300004702	11/30/2012	(16.83)
50510000	PBOP Expense	CF	9300004703	11/30/2012	39.71
50510000	PBOP Expense	CF	9300004703	11/30/2012	(39.71)
50510000	PBOP Expense	CF	9300004704	11/30/2012	1,216.46
50510000	PBOP Expense	CF	9300004704	11/30/2012	(1,216.46)
50510000	PBOP Expense	CF	9300004705	11/30/2012	1,355.62
50510000	PBOP Expense	CF	9300004705	11/30/2012	(1,355.62)
50510000	PBOP Expense	CF	9300004706	11/30/2012	466.86
50510000	PBOP Expense	CF	9300004706	11/30/2012	(466.86)
50510000	PBOP Expense	CF	9300004707	11/30/2012	8,792.66
50510000	PBOP Expense	CF	9300004707	11/30/2012	(8,792.66)
50510000	PBOP Expense	CF	9300004708	11/30/2012	50.30
50510000	PBOP Expense	CF	9300004708	11/30/2012	(50.30)
50510000	PBOP Expense	CF	9300004709	11/30/2012	217.62
50510000	PBOP Expense	CF	9300004709	11/30/2012	(217.62)
50510000	PBOP Expense	CF	9300004710	11/30/2012	32.88
50510000	PBOP Expense	CF	9300004710	11/30/2012	(32.88)
50510000	PBOP Expense	CF	9300004711	11/30/2012	212.71

Kentucky American Water Company  
Case No. 2012-00520  
Response to PSC DR1, Item 31

Account	Description	Doc Type	Document Number	Posting Date	Amount
50510000	PBOP Expense	CF	9300004711	11/30/2012	(212.71)
50510000	PBOP Expense	CF	9300004712	11/30/2012	1,804.67
50510000	PBOP Expense	CF	9300004712	11/30/2012	(1,804.67)
50510000	PBOP Expense	CF	9300004713	11/30/2012	10.91
50510000	PBOP Expense	CF	9300004713	11/30/2012	(10.91)
50510000	PBOP Expense	CF	9300004714	11/30/2012	1,178.69
50510000	PBOP Expense	CF	9300004714	11/30/2012	(1,178.69)
50510000	PBOP Expense	CF	9300004715	11/30/2012	842.68
50510000	PBOP Expense	CF	9300004715	11/30/2012	(842.68)
50510000	PBOP Expense	CF	9300004716	11/30/2012	331.97
50510000	PBOP Expense	CF	9300004716	11/30/2012	(331.97)
50510000	PBOP Expense	CF	9300004717	11/30/2012	112.08
50510000	PBOP Expense	CF	9300004717	11/30/2012	(112.08)
50510000	PBOP Expense	CF	9300004718	11/30/2012	907.34
50510000	PBOP Expense	CF	9300004718	11/30/2012	(907.34)
50510000	PBOP Expense	CF	9300004719	11/30/2012	548.52
50510000	PBOP Expense	CF	9300004719	11/30/2012	(548.52)
50510000	PBOP Expense	CF	9300004720	11/30/2012	56.92
50510000	PBOP Expense	CF	9300004720	11/30/2012	(56.92)
50510000	PBOP Expense	CF	9300004721	11/30/2012	2,081.23
50510000	PBOP Expense	CF	9300004721	11/30/2012	(2,081.23)
50510000	PBOP Expense	CF	9300004722	11/30/2012	931.49
50510000	PBOP Expense	CF	9300004722	11/30/2012	(931.49)
50510000	PBOP Expense	CF	9300004723	11/30/2012	212.95
50510000	PBOP Expense	CF	9300004723	11/30/2012	(212.95)
50510000	PBOP Expense	CF	9300004724	11/30/2012	218.48
50510000	PBOP Expense	CF	9300004724	11/30/2012	(218.48)
50510000	PBOP Expense	CF	9300004725	11/30/2012	140.20
50510000	PBOP Expense	CF	9300004725	11/30/2012	(140.20)
50510000	PBOP Expense	CF	9300004726	11/30/2012	705.56
50510000	PBOP Expense	CF	9300004726	11/30/2012	(705.56)
50510000	PBOP Expense	CF	9300004727	11/30/2012	24.50
50510000	PBOP Expense	CF	9300004727	11/30/2012	(24.50)
50510000	PBOP Expense	CF	9300004728	11/30/2012	150.08
50510000	PBOP Expense	CF	9300004728	11/30/2012	(150.08)
50510000	PBOP Expense	CF	9300004729	11/30/2012	766.84
50510000	PBOP Expense	CF	9300004729	11/30/2012	(766.84)
50510000	PBOP Expense	CF	9300004730	11/30/2012	182.61
50510000	PBOP Expense	CF	9300004730	11/30/2012	(182.61)
50510000	PBOP Expense	CF	9300004731	11/30/2012	265.70
50510000	PBOP Expense	CF	9300004731	11/30/2012	(265.70)
50510000	PBOP Expense	CF	9300004732	11/30/2012	2,143.67
50510000	PBOP Expense	CF	9300004732	11/30/2012	(2,143.67)
50510000	PBOP Expense	CF	9300004733	11/30/2012	16.94
50510000	PBOP Expense	CF	9300004733	11/30/2012	(16.94)
50510000	PBOP Expense	CF	9300004734	11/30/2012	25.41
50510000	PBOP Expense	CF	9300004734	11/30/2012	(25.41)
50510000	PBOP Expense	CF	9300004735	11/30/2012	72.49
50510000	PBOP Expense	CF	9300004735	11/30/2012	(72.49)
50510000	PBOP Expense	CF	9300004736	11/30/2012	83.92
50510000	PBOP Expense	CF	9300004736	11/30/2012	(83.92)
50510000	PBOP Expense	CF	9300004737	11/30/2012	33.56
50510000	PBOP Expense	CF	9300004737	11/30/2012	(33.56)
50510000	PBOP Expense	CF	9300004738	11/30/2012	199.07
50510000	PBOP Expense	CF	9300004738	11/30/2012	(199.07)
50510000	PBOP Expense	CF	9300004739	11/30/2012	42.35
50510000	PBOP Expense	CF	9300004739	11/30/2012	(42.35)
50510000	PBOP Expense	CF	9300004740	11/30/2012	41.56
50510000	PBOP Expense	CF	9300004740	11/30/2012	(41.56)
50510000	PBOP Expense	CF	9300004741	11/30/2012	41.55
50510000	PBOP Expense	CF	9300004741	11/30/2012	(41.55)
50510000	PBOP Expense	CF	9300004742	11/30/2012	148.62
50510000	PBOP Expense	CF	9300004742	11/30/2012	(148.62)
50510000	PBOP Expense	CF	9300004743	11/30/2012	118.71
50510000	PBOP Expense	CF	9300004743	11/30/2012	(118.71)
50510000	PBOP Expense	CF	9300004744	11/30/2012	57.27
50510000	PBOP Expense	CF	9300004744	11/30/2012	(57.27)
50510000	PBOP Expense	CF	9300004745	11/30/2012	268.72
50510000	PBOP Expense	CF	9300004745	11/30/2012	(268.72)
50510000	PBOP Expense	CF	9300004746	11/30/2012	24.69
50510000	PBOP Expense	CF	9300004746	11/30/2012	(24.69)
50510000	PBOP Expense	CF	9300004747	11/30/2012	238.78
50510000	PBOP Expense	CF	9300004747	11/30/2012	(238.78)
50510000	PBOP Expense	CF	9300004748	11/30/2012	113.01
50510000	PBOP Expense	CF	9300004748	11/30/2012	(113.01)
50510000	PBOP Expense	CF	9300004749	11/30/2012	425.67
50510000	PBOP Expense	CF	9300004749	11/30/2012	(425.67)

Kentucky American Water Company  
Case No. 2012-00520  
Response to PSC DR1, Item 31

Account	Description	Doc Type	Document Number	Posting Date	Amount
50510000	PBOP Expense	CF	9300004750	11/30/2012	107.71
50510000	PBOP Expense	CF	9300004750	11/30/2012	(107.71)
50510000	PBOP Expense	CF	9300004751	11/30/2012	161.41
50510000	PBOP Expense	CF	9300004751	11/30/2012	(161.41)
50510000	PBOP Expense	CF	9300004752	11/30/2012	3.14
50510000	PBOP Expense	CF	9300004752	11/30/2012	(3.14)
50510000	PBOP Expense	CF	9300004753	11/30/2012	277.11
50510000	PBOP Expense	CF	9300004753	11/30/2012	(277.11)
50510000	PBOP Expense	CF	9300004754	11/30/2012	97.12
50510000	PBOP Expense	CF	9300004754	11/30/2012	(97.12)
50510000	PBOP Expense	CF	9300004755	11/30/2012	8.09
50510000	PBOP Expense	CF	9300004755	11/30/2012	(8.09)
50510000	PBOP Expense	CF	9300004756	11/30/2012	4.69
50510000	PBOP Expense	CF	9300004756	11/30/2012	(4.69)
50510000	PBOP Expense	CF	9300004757	11/30/2012	124.67
50510000	PBOP Expense	CF	9300004757	11/30/2012	(124.67)
50510000	PBOP Expense	CF	9300004758	11/30/2012	45.29
50510000	PBOP Expense	CF	9300004758	11/30/2012	(45.29)
50510000	PBOP Expense	CF	9300004759	11/30/2012	4.69
50510000	PBOP Expense	CF	9300004759	11/30/2012	(4.69)
50510000	PBOP Expense	CF	9300004760	11/30/2012	4.69
50510000	PBOP Expense	CF	9300004760	11/30/2012	(4.69)
50510000	PBOP Expense	CF	9300004761	11/30/2012	22.98
50510000	PBOP Expense	CF	9300004761	11/30/2012	(22.98)
50510000	PBOP Expense	CF	9300004762	11/30/2012	14.15
50510000	PBOP Expense	CF	9300004762	11/30/2012	(14.15)
50510000	PBOP Expense	CF	9300004763	11/30/2012	27.67
50510000	PBOP Expense	CF	9300004763	11/30/2012	(27.67)
50510000	PBOP Expense	CF	9300004764	11/30/2012	62.63
50510000	PBOP Expense	CF	9300004764	11/30/2012	(62.63)
50510000	PBOP Expense	CF	9300004765	11/30/2012	22.31
50510000	PBOP Expense	CF	9300004765	11/30/2012	(22.31)
50510000	PBOP Expense	CF	9300004790	11/30/2012	(1,215.23)
50510000	PBOP Expense	CF	9300004790	11/30/2012	1,215.23
50510000	PBOP Expense	CF	9300004792	11/30/2012	(16.83)
50510000	PBOP Expense	CF	9300004792	11/30/2012	16.83
50510000	PBOP Expense	CF	9300004794	11/30/2012	(39.71)
50510000	PBOP Expense	CF	9300004794	11/30/2012	39.71
50510000	PBOP Expense	CF	9300004799	11/30/2012	(2,081.23)
50510000	PBOP Expense	CF	9300004799	11/30/2012	2,081.23
50510000	PBOP Expense	CF	9300004806	11/30/2012	(331.97)
50510000	PBOP Expense	CF	9300004806	11/30/2012	331.97
50510000	PBOP Expense	CF	9300004808	11/30/2012	(907.34)
50510000	PBOP Expense	CF	9300004808	11/30/2012	907.34
50510000	PBOP Expense	CF	9300004811	11/30/2012	(1,216.46)
50510000	PBOP Expense	CF	9300004811	11/30/2012	1,216.46
50510000	PBOP Expense	CF	9300004814	11/30/2012	(466.86)
50510000	PBOP Expense	CF	9300004814	11/30/2012	466.86
50510000	PBOP Expense	CF	9300004818	11/30/2012	(32.88)
50510000	PBOP Expense	CF	9300004818	11/30/2012	32.88
50510000	PBOP Expense	CF	9300004820	11/30/2012	(182.61)
50510000	PBOP Expense	CF	9300004820	11/30/2012	182.61
50510000	PBOP Expense	CF	9300004822	11/30/2012	(56.92)
50510000	PBOP Expense	CF	9300004822	11/30/2012	56.92
50510000	PBOP Expense	CF	9300004824	11/30/2012	(931.49)
50510000	PBOP Expense	CF	9300004824	11/30/2012	931.49
50510000	PBOP Expense	CF	9300004828	11/30/2012	(1,804.67)
50510000	PBOP Expense	CF	9300004828	11/30/2012	1,804.67
50510000	PBOP Expense	CF	9300004831	11/30/2012	(140.20)
50510000	PBOP Expense	CF	9300004831	11/30/2012	140.20
50510000	PBOP Expense	CF	9300004833	11/30/2012	(24.50)
50510000	PBOP Expense	CF	9300004833	11/30/2012	24.50
50510000	PBOP Expense	CF	9300004835	11/30/2012	(10.91)
50510000	PBOP Expense	CF	9300004835	11/30/2012	10.91
50510000	PBOP Expense	CF	9300004840	11/30/2012	(1,178.69)
50510000	PBOP Expense	CF	9300004840	11/30/2012	1,178.69
50510000	PBOP Expense	CF	9300004844	11/30/2012	(548.52)
50510000	PBOP Expense	CF	9300004844	11/30/2012	548.52
50510000	PBOP Expense	CF	9300004847	11/30/2012	(1,355.62)
50510000	PBOP Expense	CF	9300004847	11/30/2012	1,355.62
50510000	PBOP Expense	CF	9300004849	11/30/2012	(212.71)
50510000	PBOP Expense	CF	9300004849	11/30/2012	212.71
50510000	PBOP Expense	CF	9300004851	11/30/2012	(705.56)
50510000	PBOP Expense	CF	9300004851	11/30/2012	705.56
50510000	PBOP Expense	CF	9300004853	11/30/2012	(766.84)
50510000	PBOP Expense	CF	9300004853	11/30/2012	766.84
50510000	PBOP Expense	CF	9300004857	11/30/2012	(9,333.20)

Kentucky American Water Company  
Case No. 2012-00520  
Response to PSC DR1, Item 31

Account	Description	Doc Type	Document Number	Posting Date	Amount
50510000	PBOP Expense	CF	9300004857	11/30/2012	9,333.20
50510000	PBOP Expense	CF	9300004860	11/30/2012	(842.68)
50510000	PBOP Expense	CF	9300004860	11/30/2012	842.68
50510000	PBOP Expense	CF	9300004862	11/30/2012	(218.48)
50510000	PBOP Expense	CF	9300004862	11/30/2012	218.48
50510000	PBOP Expense	CF	9300004864	11/30/2012	(150.08)
50510000	PBOP Expense	CF	9300004864	11/30/2012	150.08
50510000	PBOP Expense	CF	9300004868	11/30/2012	(50.30)
50510000	PBOP Expense	CF	9300004868	11/30/2012	50.30
50510000	PBOP Expense	CF	9300004870	11/30/2012	(112.08)
50510000	PBOP Expense	CF	9300004870	11/30/2012	112.08
50510000	PBOP Expense	CF	9300004872	11/30/2012	(116.01)
50510000	PBOP Expense	CF	9300004872	11/30/2012	116.01
50510000	PBOP Expense	CF	9300004874	11/30/2012	(8,792.66)
50510000	PBOP Expense	CF	9300004874	11/30/2012	8,792.66
50510000	PBOP Expense	CF	9300004876	11/30/2012	(217.62)
50510000	PBOP Expense	CF	9300004876	11/30/2012	217.62
50510000	PBOP Expense	CF	9300004878	11/30/2012	(212.95)
50510000	PBOP Expense	CF	9300004878	11/30/2012	212.95
50510000	PBOP Expense	CF	9300004880	11/30/2012	(265.70)
50510000	PBOP Expense	CF	9300004880	11/30/2012	265.70
50510100	PBOP Cap Credits	UT	9300004787	11/30/2012	(16.94)
50510100	PBOP Cap Credits	UT	9300004535	11/30/2012	(2,324.90)
50510100	PBOP Cap Credits	UT	9300004786	11/30/2012	(2,143.67)
50510100	PBOP Cap Credits	UT	9300004533	11/30/2012	(146.94)
50510100	PBOP Cap Credits	UT	9300004780	11/30/2012	(25.41)
50510100	PBOP Cap Credits	UZ	2000000524	11/30/2012	(199.07)
50510100	PBOP Cap Credits	UZ	2000000524	11/30/2012	(33.56)
50510100	PBOP Cap Credits	UZ	2000000524	11/30/2012	(83.92)
50510100	PBOP Cap Credits	UZ	2000000524	11/30/2012	(72.49)
50510100	PBOP Cap Credits	UZ	2000000524	11/30/2012	(22.31)
50510100	PBOP Cap Credits	UZ	2000000524	11/30/2012	(42.35)
50510100	PBOP Cap Credits	CS	9300004534	11/30/2012	(356.86)
50510100	PBOP Cap Credits	CS	9300004785	11/30/2012	(124.66)
50510100	PBOP Cap Credits	UZ	2000000524	11/30/2012	(41.55)
50510100	PBOP Cap Credits	UZ	2000000524	11/30/2012	(41.56)
50510100	PBOP Cap Credits	UZ	2000000524	11/30/2012	(57.27)
50510100	PBOP Cap Credits	UZ	2000000524	11/30/2012	(118.71)
50510100	PBOP Cap Credits	UZ	2000000524	11/30/2012	(148.62)
50510100	PBOP Cap Credits	UZ	2000000524	11/30/2012	(268.72)
50510100	PBOP Cap Credits	UZ	2000000524	11/30/2012	(24.69)
50510100	PBOP Cap Credits	UZ	2000000524	11/30/2012	(238.78)
50510100	PBOP Cap Credits	UZ	2000000524	11/30/2012	(113.01)
50510100	PBOP Cap Credits	UZ	2000000524	11/30/2012	(425.67)
50510100	PBOP Cap Credits	UZ	2000000524	11/30/2012	(107.71)
50510100	PBOP Cap Credits	UZ	2000000524	11/30/2012	(277.11)
50510100	PBOP Cap Credits	UZ	2000000524	11/30/2012	(3.14)
50510100	PBOP Cap Credits	UZ	2000000524	11/30/2012	(161.41)
50510100	PBOP Cap Credits	UZ	2000000524	11/30/2012	(97.12)
50510100	PBOP Cap Credits	UZ	2000000524	11/30/2012	(8.09)
50510100	PBOP Cap Credits	UZ	2000000524	11/30/2012	(62.63)
50510100	PBOP Cap Credits	UZ	2000000524	11/30/2012	(4.69)
50510100	PBOP Cap Credits	UZ	2000000524	11/30/2012	(4.69)
50510100	PBOP Cap Credits	UZ	2000000524	11/30/2012	(4.69)
50510100	PBOP Cap Credits	UZ	2000000524	11/30/2012	(22.98)
50510100	PBOP Cap Credits	UZ	2000000524	11/30/2012	(14.15)
50510100	PBOP Cap Credits	UZ	2000000524	11/30/2012	(27.67)
50510100	PBOP Cap Credits	UZ	2000000524	11/30/2012	(124.67)
50510100	PBOP Cap Credits	UZ	2000000524	11/30/2012	(45.29)
50550000	Group Insur Expense	PA	7000000157	11/30/2012	44.92
50550000	Group Insur Expense	PA	7000000157	11/30/2012	6,285.35
50550000	Group Insur Expense	PA	7000000157	11/30/2012	4,356.79
50550000	Group Insur Expense	PA	7000000157	11/30/2012	2.28
50550000	Group Insur Expense	PA	7000000157	11/30/2012	140.45
50550000	Group Insur Expense	PA	7000000157	11/30/2012	265.59
50550000	Group Insur Expense	PA	7000000157	11/30/2012	443.90
50550000	Group Insur Expense	PA	7000000157	11/30/2012	147.90
50550000	Group Insur Expense	PA	7000000157	11/30/2012	374.53
50550000	Group Insur Expense	PA	7000000157	11/30/2012	279.81
50550000	Group Insur Expense	PA	7000000157	11/30/2012	346.30
50550000	Group Insur Expense	PA	7000000157	11/30/2012	675.74
50550000	Group Insur Expense	PA	7000000157	11/30/2012	2.76
50550000	Group Insur Expense	PA	7000000157	11/30/2012	1,009.66
50550000	Group Insur Expense	PA	7000000157	11/30/2012	2,137.34
50550000	Group Insur Expense	PA	7000000157	11/30/2012	862.57
50550000	Group Insur Expense	PA	7000000157	11/30/2012	27.44
50550000	Group Insur Expense	PA	7000000157	11/30/2012	484.22

Kentucky American Water Company  
Case No. 2012-00520  
Response to PSC DR1, Item 31

Account	Description	Doc Type	Document Number	Posting Date	Amount
50550000	Group Insur Expense	PA	7000000157	11/30/2012	107.86
50550000	Group Insur Expense	PA	7000000157	11/30/2012	222.15
50550000	Group Insur Expense	PA	7000000157	11/30/2012	560.06
50550000	Group Insur Expense	PA	7000000157	11/30/2012	364.86
50550000	Group Insur Expense	PA	7000000157	11/30/2012	2.78
50550000	Group Insur Expense	PA	7000000157	11/30/2012	2,189.53
50550000	Group Insur Expense	PA	7000000157	11/30/2012	250.47
50550000	Group Insur Expense	PA	7000000157	11/30/2012	1,480.41
50550000	Group Insur Expense	PA	7000000157	11/30/2012	288.39
50550000	Group Insur Expense	PA	7000000157	11/30/2012	347.67
50550000	Group Insur Expense	PA	7000000157	11/30/2012	439.19
50550000	Group Insur Expense	PA	7000000157	11/30/2012	83.60
50550000	Group Insur Expense	PA	7000000157	11/30/2012	2.78
50550000	Group Insur Expense	PA	7000000157	11/30/2012	1,252.26
50550000	Group Insur Expense	PA	7000000157	11/30/2012	26.64
50550000	Group Insur Expense	PA	7000000157	11/30/2012	15.98
50550000	Group Insur Expense	PA	7000000157	11/30/2012	10.64
50550000	Group Insur Expense	PA	7000000157	11/30/2012	475.29
50550000	Group Insur Expense	PA	7000000157	11/30/2012	654.29
50550000	Group Insur Expense	PA	7000000157	11/30/2012	83.27
50550000	Group Insur Expense	PA	7000000157	11/30/2012	87.40
50550000	Group Insur Expense	PA	7000000157	11/30/2012	29.63
50550000	Group Insur Expense	PA	7000000157	11/30/2012	251.92
50550000	Group Insur Expense	PA	7000000157	11/30/2012	185.60
50550000	Group Insur Expense	PA	7000000157	11/30/2012	35.05
50550000	Group Insur Expense	PA	7000000157	11/30/2012	59.04
50550000	Group Insur Expense	PA	7000000157	11/30/2012	191.88
50550000	Group Insur Expense	PA	7000000157	11/30/2012	36.83
50550000	Group Insur Expense	PA	7000000157	11/30/2012	44.31
50550000	Group Insur Expense	PA	7000000157	11/30/2012	41.53
50550000	Group Insur Expense	PA	7000000157	11/30/2012	222.51
50550000	Group Insur Expense	PA	7000000157	11/30/2012	30.65
50550000	Group Insur Expense	PA	7000000157	11/30/2012	17.77
50550000	Group Insur Expense	PA	7000000157	11/30/2012	12.80
50550000	Group Insur Expense	PA	7000000157	11/30/2012	99.70
50550000	Group Insur Expense	PA	7000000157	11/30/2012	210.61
50550000	Group Insur Expense	PA	7000000157	11/30/2012	1,368.58
50550000	Group Insur Expense	PA	7000000157	11/30/2012	382.90
50550000	Group Insur Expense	PA	7000000157	11/30/2012	310.29
50550000	Group Insur Expense	PA	7000000157	11/30/2012	353.43
50550000	Group Insur Expense	PA	7000000157	11/30/2012	123.60
50550000	Group Insur Expense	PA	7000000157	11/30/2012	164.76
50550000	Group Insur Expense	PA	7000000157	11/30/2012	1,076.50
50550000	Group Insur Expense	PA	7000000157	11/30/2012	14.84
50550000	Group Insur Expense	PA	7000000157	11/30/2012	178.30
50550000	Group Insur Expense	PA	7000000157	11/30/2012	416.29
50550000	Group Insur Expense	PA	7000000157	11/30/2012	1,146.09
50550000	Group Insur Expense	PA	7000000157	11/30/2012	446.71
50550000	Group Insur Expense	PA	7000000157	11/30/2012	33.72
50550000	Group Insur Expense	PA	7000000157	11/30/2012	1,158.24
50550000	Group Insur Expense	PA	7000000157	11/30/2012	12,217.18
50550000	Group Insur Expense	PA	7000000157	11/30/2012	3,257.14
50550000	Group Insur Expense	PA	7000000157	11/30/2012	11.02
50550000	Group Insur Expense	PA	7000000157	11/30/2012	2,621.38
50550000	Group Insur Expense	PA	7000000157	11/30/2012	1,255.97
50550000	Group Insur Expense	PA	7000000157	11/30/2012	1,338.95
50550000	Group Insur Expense	PA	7000000157	11/30/2012	440.55
50550000	Group Insur Expense	PA	7000000157	11/30/2012	1,081.82
50550000	Group Insur Expense	PA	7000000157	11/30/2012	148.75
50550000	Group Insur Expense	PA	7000000157	11/30/2012	59.38
50550000	Group Insur Expense	PA	7000000157	11/30/2012	42.46
50550000	Group Insur Expense	PA	7000000157	11/30/2012	22.38
50550000	Group Insur Expense	PA	7000000157	11/30/2012	22.37
50550000	Group Insur Expense	PA	7000000157	11/30/2012	67.12
50550000	Group Insur Expense	PA	7000000157	11/30/2012	520.29
50550000	Group Insur Expense	CF	9300004248	11/30/2012	10.02
50550000	Group Insur Expense	CF	9300004248	11/30/2012	(10.02)
50550000	Group Insur Expense	CF	9300004249	11/30/2012	15.45
50550000	Group Insur Expense	CF	9300004249	11/30/2012	(15.45)
50550000	Group Insur Expense	CF	9300004259	11/30/2012	(25.61)
50550000	Group Insur Expense	CF	9300004259	11/30/2012	25.61
50550000	Group Insur Expense	CF	9300004260	11/30/2012	(5.56)
50550000	Group Insur Expense	CF	9300004260	11/30/2012	5.56
50550000	Group Insur Expense	CF	9300004261	11/30/2012	(33.36)
50550000	Group Insur Expense	CF	9300004261	11/30/2012	33.36
50550000	Group Insur Expense	CF	9300004262	11/30/2012	(87.72)
50550000	Group Insur Expense	CF	9300004262	11/30/2012	87.72

Kentucky American Water Company  
Case No. 2012-00520  
Response to PSC DR1, Item 31

Account	Description	Doc Type	Document Number	Posting Date	Amount
50550000	Group Insur Expense	CF	9300004263	11/30/2012	(141.96)
50550000	Group Insur Expense	CF	9300004263	11/30/2012	141.96
50550000	Group Insur Expense	CF	9300004264	11/30/2012	(84.44)
50550000	Group Insur Expense	CF	9300004264	11/30/2012	84.44
50550000	Group Insur Expense	CF	9300004265	11/30/2012	(104.38)
50550000	Group Insur Expense	CF	9300004265	11/30/2012	104.38
50550000	Group Insur Expense	CF	9300004266	11/30/2012	(47.90)
50550000	Group Insur Expense	CF	9300004266	11/30/2012	47.90
50550000	Group Insur Expense	CF	9300004267	11/30/2012	(36.25)
50550000	Group Insur Expense	CF	9300004267	11/30/2012	36.25
50550000	Group Insur Expense	CF	9300004348	11/30/2012	408.73
50550000	Group Insur Expense	CF	9300004348	11/30/2012	(408.73)
50550000	Group Insur Expense	CF	9300004350	11/30/2012	(3.90)
50550000	Group Insur Expense	CF	9300004350	11/30/2012	3.90
50550000	Group Insur Expense	CF	9300004352	11/30/2012	49.53
50550000	Group Insur Expense	CF	9300004352	11/30/2012	(49.53)
50550000	Group Insur Expense	CF	9300004354	11/30/2012	1,585.34
50550000	Group Insur Expense	CF	9300004354	11/30/2012	(1,585.34)
50550000	Group Insur Expense	CF	9300004357	11/30/2012	555.93
50550000	Group Insur Expense	CF	9300004357	11/30/2012	(555.93)
50550000	Group Insur Expense	CF	9300004364	11/30/2012	225.57
50550000	Group Insur Expense	CF	9300004364	11/30/2012	(225.57)
50550000	Group Insur Expense	CF	9300004366	11/30/2012	314.82
50550000	Group Insur Expense	CF	9300004366	11/30/2012	(314.82)
50550000	Group Insur Expense	CF	9300004369	11/30/2012	(403.01)
50550000	Group Insur Expense	CF	9300004369	11/30/2012	403.01
50550000	Group Insur Expense	CF	9300004371	11/30/2012	23.77
50550000	Group Insur Expense	CF	9300004371	11/30/2012	(23.77)
50550000	Group Insur Expense	CF	9300004373	11/30/2012	145.83
50550000	Group Insur Expense	CF	9300004373	11/30/2012	(145.83)
50550000	Group Insur Expense	CF	9300004375	11/30/2012	703.37
50550000	Group Insur Expense	CF	9300004375	11/30/2012	(703.37)
50550000	Group Insur Expense	CF	9300004378	11/30/2012	27.40
50550000	Group Insur Expense	CF	9300004378	11/30/2012	(27.40)
50550000	Group Insur Expense	CF	9300004380	11/30/2012	878.32
50550000	Group Insur Expense	CF	9300004380	11/30/2012	(878.32)
50550000	Group Insur Expense	CF	9300004384	11/30/2012	1,858.75
50550000	Group Insur Expense	CF	9300004384	11/30/2012	(1,858.75)
50550000	Group Insur Expense	CF	9300004388	11/30/2012	476.31
50550000	Group Insur Expense	CF	9300004388	11/30/2012	(476.31)
50550000	Group Insur Expense	CF	9300004390	11/30/2012	20.14
50550000	Group Insur Expense	CF	9300004390	11/30/2012	(20.14)
50550000	Group Insur Expense	CF	9300004394	11/30/2012	490.26
50550000	Group Insur Expense	CF	9300004394	11/30/2012	(490.26)
50550000	Group Insur Expense	CF	9300004397	11/30/2012	317.21
50550000	Group Insur Expense	CF	9300004397	11/30/2012	(317.21)
50550000	Group Insur Expense	CF	9300004401	11/30/2012	183.17
50550000	Group Insur Expense	CF	9300004401	11/30/2012	(183.17)
50550000	Group Insur Expense	CF	9300004403	11/30/2012	114.76
50550000	Group Insur Expense	CF	9300004403	11/30/2012	(114.76)
50550000	Group Insur Expense	CF	9300004405	11/30/2012	169.00
50550000	Group Insur Expense	CF	9300004405	11/30/2012	(169.00)
50550000	Group Insur Expense	CF	9300004407	11/30/2012	551.30
50550000	Group Insur Expense	CF	9300004407	11/30/2012	(551.30)
50550000	Group Insur Expense	CF	9300004412	11/30/2012	2,751.63
50550000	Group Insur Expense	CF	9300004412	11/30/2012	(2,751.63)
50550000	Group Insur Expense	CF	9300004414	11/30/2012	480.66
50550000	Group Insur Expense	CF	9300004414	11/30/2012	(480.66)
50550000	Group Insur Expense	CF	9300004416	11/30/2012	(146.31)
50550000	Group Insur Expense	CF	9300004416	11/30/2012	146.31
50550000	Group Insur Expense	CF	9300004418	11/30/2012	(139.98)
50550000	Group Insur Expense	CF	9300004418	11/30/2012	139.98
50550000	Group Insur Expense	CF	9300004420	11/30/2012	55.03
50550000	Group Insur Expense	CF	9300004420	11/30/2012	(55.03)
50550000	Group Insur Expense	CF	9300004423	11/30/2012	121.65
50550000	Group Insur Expense	CF	9300004423	11/30/2012	(121.65)
50550000	Group Insur Expense	CF	9300004425	11/30/2012	268.13
50550000	Group Insur Expense	CF	9300004425	11/30/2012	(268.13)
50550000	Group Insur Expense	CF	9300004427	11/30/2012	53.92
50550000	Group Insur Expense	CF	9300004427	11/30/2012	(53.92)
50550000	Group Insur Expense	CF	9300004429	11/30/2012	3,904.28
50550000	Group Insur Expense	CF	9300004429	11/30/2012	(3,904.28)
50550000	Group Insur Expense	CF	9300004431	11/30/2012	486.52
50550000	Group Insur Expense	CF	9300004431	11/30/2012	(486.52)
50550000	Group Insur Expense	CF	9300004435	11/30/2012	189.13
50550000	Group Insur Expense	CF	9300004435	11/30/2012	(189.13)
50550000	Group Insur Expense	CF	9300004437	11/30/2012	715.95



Kentucky American Water Company  
Case No. 2012-00520  
Response to PSC DR1, Item 31

Account	Description	Doc Type	Document Number	Posting Date	Amount
50550000	Group Insur Expense	CF	9300004437	11/30/2012	(715.95)
50550000	Group Insur Expense	CF	9300004443	11/30/2012	(14.59)
50550000	Group Insur Expense	CF	9300004443	11/30/2012	14.59
50550000	Group Insur Expense	CF	9300004444	11/30/2012	(88.41)
50550000	Group Insur Expense	CF	9300004444	11/30/2012	88.41
50550000	Group Insur Expense	CF	9300004463	11/30/2012	(8.20)
50550000	Group Insur Expense	CF	9300004463	11/30/2012	8.20
50550000	Group Insur Expense	CF	9300004464	11/30/2012	(8.20)
50550000	Group Insur Expense	CF	9300004464	11/30/2012	8.20
50550000	Group Insur Expense	CF	9300004465	11/30/2012	(8.20)
50550000	Group Insur Expense	CF	9300004465	11/30/2012	8.20
50550000	Group Insur Expense	CF	9300004466	11/30/2012	(8.20)
50550000	Group Insur Expense	CF	9300004466	11/30/2012	8.20
50550000	Group Insur Expense	CF	9300004467	11/30/2012	(8.20)
50550000	Group Insur Expense	CF	9300004467	11/30/2012	8.20
50550000	Group Insur Expense	CF	9300004539	11/30/2012	(2,069.42)
50550000	Group Insur Expense	CF	9300004539	11/30/2012	2,069.42
50550000	Group Insur Expense	CF	9300004541	11/30/2012	(16.56)
50550000	Group Insur Expense	CF	9300004541	11/30/2012	16.56
50550000	Group Insur Expense	CF	9300004543	11/30/2012	(90.59)
50550000	Group Insur Expense	CF	9300004543	11/30/2012	90.59
50550000	Group Insur Expense	CF	9300004546	11/30/2012	(2,723.78)
50550000	Group Insur Expense	CF	9300004546	11/30/2012	2,723.78
50550000	Group Insur Expense	CF	9300004551	11/30/2012	(1,139.27)
50550000	Group Insur Expense	CF	9300004551	11/30/2012	1,139.27
50550000	Group Insur Expense	CF	9300004553	11/30/2012	(2,277.06)
50550000	Group Insur Expense	CF	9300004553	11/30/2012	2,277.06
50550000	Group Insur Expense	CF	9300004558	11/30/2012	(2,414.80)
50550000	Group Insur Expense	CF	9300004558	11/30/2012	2,414.80
50550000	Group Insur Expense	CF	9300004561	11/30/2012	(703.17)
50550000	Group Insur Expense	CF	9300004561	11/30/2012	703.17
50550000	Group Insur Expense	CF	9300004566	11/30/2012	(112.26)
50550000	Group Insur Expense	CF	9300004566	11/30/2012	112.26
50550000	Group Insur Expense	CF	9300004568	11/30/2012	(802.65)
50550000	Group Insur Expense	CF	9300004568	11/30/2012	802.65
50550000	Group Insur Expense	CF	9300004571	11/30/2012	(56.18)
50550000	Group Insur Expense	CF	9300004571	11/30/2012	56.18
50550000	Group Insur Expense	CF	9300004574	11/30/2012	(2,734.37)
50550000	Group Insur Expense	CF	9300004574	11/30/2012	2,734.37
50550000	Group Insur Expense	CF	9300004578	11/30/2012	(7,084.77)
50550000	Group Insur Expense	CF	9300004578	11/30/2012	7,084.77
50550000	Group Insur Expense	CF	9300004581	11/30/2012	(573.90)
50550000	Group Insur Expense	CF	9300004581	11/30/2012	573.90
50550000	Group Insur Expense	CF	9300004583	11/30/2012	(165.32)
50550000	Group Insur Expense	CF	9300004583	11/30/2012	165.32
50550000	Group Insur Expense	CF	9300004588	11/30/2012	(4,791.52)
50550000	Group Insur Expense	CF	9300004588	11/30/2012	4,791.52
50550000	Group Insur Expense	CF	9300004592	11/30/2012	(820.87)
50550000	Group Insur Expense	CF	9300004592	11/30/2012	820.87
50550000	Group Insur Expense	CF	9300004596	11/30/2012	(3,116.00)
50550000	Group Insur Expense	CF	9300004596	11/30/2012	3,116.00
50550000	Group Insur Expense	CF	9300004598	11/30/2012	(460.60)
50550000	Group Insur Expense	CF	9300004598	11/30/2012	460.60
50550000	Group Insur Expense	CF	9300004600	11/30/2012	(1,251.16)
50550000	Group Insur Expense	CF	9300004600	11/30/2012	1,251.16
50550000	Group Insur Expense	CF	9300004602	11/30/2012	(3,456.57)
50550000	Group Insur Expense	CF	9300004602	11/30/2012	3,456.57
50550000	Group Insur Expense	CF	9300004606	11/30/2012	(13,021.74)
50550000	Group Insur Expense	CF	9300004606	11/30/2012	13,021.74
50550000	Group Insur Expense	CF	9300004609	11/30/2012	(2,997.32)
50550000	Group Insur Expense	CF	9300004609	11/30/2012	2,997.32
50550000	Group Insur Expense	CF	9300004611	11/30/2012	(504.04)
50550000	Group Insur Expense	CF	9300004611	11/30/2012	504.04
50550000	Group Insur Expense	CF	9300004613	11/30/2012	(382.53)
50550000	Group Insur Expense	CF	9300004613	11/30/2012	382.53
50550000	Group Insur Expense	CF	9300004617	11/30/2012	(255.56)
50550000	Group Insur Expense	CF	9300004617	11/30/2012	255.56
50550000	Group Insur Expense	CF	9300004619	11/30/2012	(400.54)
50550000	Group Insur Expense	CF	9300004619	11/30/2012	400.54
50550000	Group Insur Expense	CF	9300004621	11/30/2012	(262.13)
50550000	Group Insur Expense	CF	9300004621	11/30/2012	262.13
50550000	Group Insur Expense	CF	9300004623	11/30/2012	(13,781.32)
50550000	Group Insur Expense	CF	9300004623	11/30/2012	13,781.32
50550000	Group Insur Expense	CF	9300004625	11/30/2012	(1,070.46)
50550000	Group Insur Expense	CF	9300004625	11/30/2012	1,070.46
50550000	Group Insur Expense	CF	9300004628	11/30/2012	(741.45)
50550000	Group Insur Expense	CF	9300004628	11/30/2012	741.45

Kentucky American Water Company  
Case No. 2012-00520  
Response to PSC DR1, Item 31

Account	Description	Doc Type	Document Number	Posting Date	Amount
50550000	Group Insur Expense	CF	9300004630	11/30/2012	(1,278.01)
50550000	Group Insur Expense	CF	9300004630	11/30/2012	1,278.01
50550000	Group Insur Expense	CF	9300004669	11/30/2012	(31.27)
50550000	Group Insur Expense	CF	9300004669	11/30/2012	31.27
50550000	Group Insur Expense	CF	9300004670	11/30/2012	(122.17)
50550000	Group Insur Expense	CF	9300004670	11/30/2012	122.17
50550000	Group Insur Expense	CF	9300004694	11/30/2012	(99.70)
50550000	Group Insur Expense	CF	9300004694	11/30/2012	99.70
50550000	Group Insur Expense	CF	9300004695	11/30/2012	(35.05)
50550000	Group Insur Expense	CF	9300004695	11/30/2012	35.05
50550000	Group Insur Expense	CF	9300004696	11/30/2012	(12.80)
50550000	Group Insur Expense	CF	9300004696	11/30/2012	12.80
50550000	Group Insur Expense	CF	9300004697	11/30/2012	(17.77)
50550000	Group Insur Expense	CF	9300004697	11/30/2012	17.77
50550000	Group Insur Expense	CF	9300004698	11/30/2012	(30.65)
50550000	Group Insur Expense	CF	9300004698	11/30/2012	30.65
50550000	Group Insur Expense	CF	9300004790	11/30/2012	(1,596.79)
50550000	Group Insur Expense	CF	9300004790	11/30/2012	1,596.79
50550000	Group Insur Expense	CF	9300004792	11/30/2012	(11.02)
50550000	Group Insur Expense	CF	9300004792	11/30/2012	11.02
50550000	Group Insur Expense	CF	9300004794	11/30/2012	(33.72)
50550000	Group Insur Expense	CF	9300004794	11/30/2012	33.72
50550000	Group Insur Expense	CF	9300004799	11/30/2012	(1,821.75)
50550000	Group Insur Expense	CF	9300004799	11/30/2012	1,821.75
50550000	Group Insur Expense	CF	9300004806	11/30/2012	(782.21)
50550000	Group Insur Expense	CF	9300004806	11/30/2012	782.21
50550000	Group Insur Expense	CF	9300004808	11/30/2012	(1,562.38)
50550000	Group Insur Expense	CF	9300004808	11/30/2012	1,562.38
50550000	Group Insur Expense	CF	9300004811	11/30/2012	(1,573.68)
50550000	Group Insur Expense	CF	9300004811	11/30/2012	1,573.68
50550000	Group Insur Expense	CF	9300004814	11/30/2012	(816.19)
50550000	Group Insur Expense	CF	9300004814	11/30/2012	816.19
50550000	Group Insur Expense	CF	9300004818	11/30/2012	(44.92)
50550000	Group Insur Expense	CF	9300004818	11/30/2012	44.92
50550000	Group Insur Expense	CF	9300004820	11/30/2012	(374.53)
50550000	Group Insur Expense	CF	9300004820	11/30/2012	374.53
50550000	Group Insur Expense	CF	9300004822	11/30/2012	(86.55)
50550000	Group Insur Expense	CF	9300004822	11/30/2012	86.55
50550000	Group Insur Expense	CF	9300004824	11/30/2012	(1,368.58)
50550000	Group Insur Expense	CF	9300004824	11/30/2012	1,368.58
50550000	Group Insur Expense	CF	9300004828	11/30/2012	(3,257.14)
50550000	Group Insur Expense	CF	9300004828	11/30/2012	3,257.14
50550000	Group Insur Expense	CF	9300004831	11/30/2012	(279.81)
50550000	Group Insur Expense	CF	9300004831	11/30/2012	279.81
50550000	Group Insur Expense	CF	9300004833	11/30/2012	(42.46)
50550000	Group Insur Expense	CF	9300004833	11/30/2012	42.46
50550000	Group Insur Expense	CF	9300004835	11/30/2012	(27.44)
50550000	Group Insur Expense	CF	9300004835	11/30/2012	27.44
50550000	Group Insur Expense	CF	9300004840	11/30/2012	(2,189.53)
50550000	Group Insur Expense	CF	9300004840	11/30/2012	2,189.53
50550000	Group Insur Expense	CF	9300004844	11/30/2012	(636.06)
50550000	Group Insur Expense	CF	9300004844	11/30/2012	636.06
50550000	Group Insur Expense	CF	9300004847	11/30/2012	(1,504.18)
50550000	Group Insur Expense	CF	9300004847	11/30/2012	1,504.18
50550000	Group Insur Expense	CF	9300004849	11/30/2012	(484.22)
50550000	Group Insur Expense	CF	9300004849	11/30/2012	484.22
50550000	Group Insur Expense	CF	9300004851	11/30/2012	(1,255.97)
50550000	Group Insur Expense	CF	9300004851	11/30/2012	1,255.97
50550000	Group Insur Expense	CF	9300004853	11/30/2012	(1,338.95)
50550000	Group Insur Expense	CF	9300004853	11/30/2012	1,338.95
50550000	Group Insur Expense	CF	9300004857	11/30/2012	(10,642.14)
50550000	Group Insur Expense	CF	9300004857	11/30/2012	10,642.14
50550000	Group Insur Expense	CF	9300004860	11/30/2012	(1,480.41)
50550000	Group Insur Expense	CF	9300004860	11/30/2012	1,480.41
50550000	Group Insur Expense	CF	9300004862	11/30/2012	(382.90)
50550000	Group Insur Expense	CF	9300004862	11/30/2012	382.90
50550000	Group Insur Expense	CF	9300004864	11/30/2012	(346.30)
50550000	Group Insur Expense	CF	9300004864	11/30/2012	346.30
50550000	Group Insur Expense	CF	9300004868	11/30/2012	(123.60)
50550000	Group Insur Expense	CF	9300004868	11/30/2012	123.60
50550000	Group Insur Expense	CF	9300004870	11/30/2012	(222.51)
50550000	Group Insur Expense	CF	9300004870	11/30/2012	222.51
50550000	Group Insur Expense	CF	9300004872	11/30/2012	(185.60)
50550000	Group Insur Expense	CF	9300004872	11/30/2012	185.60
50550000	Group Insur Expense	CF	9300004874	11/30/2012	(14,716.39)
50550000	Group Insur Expense	CF	9300004874	11/30/2012	14,716.39
50550000	Group Insur Expense	CF	9300004876	11/30/2012	(518.19)

Kentucky American Water Company  
Case No. 2012-00520  
Response to PSC DR1, Item 31

Account	Description	Doc Type	Document Number	Posting Date	Amount
50550000	Group Insur Expense	CF	9300004876	11/30/2012	518.19
50550000	Group Insur Expense	CF	9300004878	11/30/2012	(364.86)
50550000	Group Insur Expense	CF	9300004878	11/30/2012	364.86
50550000	Group Insur Expense	CF	9300004880	11/30/2012	(475.29)
50550000	Group Insur Expense	CF	9300004880	11/30/2012	475.29
50550100	Group Ins Cap Credits	UT	9300004787	11/30/2012	(10.64)
50550100	Group Ins Cap Credits	UT	9300004535	11/30/2012	(3,725.29)
50550100	Group Ins Cap Credits	UT	9300004786	11/30/2012	(3,336.53)
50550100	Group Ins Cap Credits	UT	9300004533	11/30/2012	(95.93)
50550100	Group Ins Cap Credits	UT	9300004780	11/30/2012	(15.98)
50550100	Group Ins Cap Credits	UZ	2000000575	11/30/2012	(234.53)
50550100	Group Ins Cap Credits	UZ	2000000578	11/30/2012	(59.64)
50550100	Group Ins Cap Credits	UZ	2000000575	11/30/2012	(238.28)
50550100	Group Ins Cap Credits	UZ	2000000578	11/30/2012	(59.15)
50550100	Group Ins Cap Credits	UZ	2000000580	11/30/2012	(140.06)
50550100	Group Ins Cap Credits	UZ	2000000576	11/30/2012	(19.43)
50550100	Group Ins Cap Credits	CS	9300004534	11/30/2012	(608.18)
50550100	Group Ins Cap Credits	CS	9300004785	11/30/2012	(195.97)
50550100	Group Ins Cap Credits	UZ	2000000575	11/30/2012	(56.14)
50550100	Group Ins Cap Credits	UZ	2000000580	11/30/2012	(44.92)
50550100	Group Ins Cap Credits	UZ	2000000576	11/30/2012	(47.81)
50550100	Group Ins Cap Credits	UZ	2000000578	11/30/2012	(22.22)
50550100	Group Ins Cap Credits	UZ	2000000575	11/30/2012	(621.17)
50550100	Group Ins Cap Credits	UZ	2000000576	11/30/2012	(865.78)
50550100	Group Ins Cap Credits	UZ	2000000580	11/30/2012	(118.55)
50550100	Group Ins Cap Credits	UZ	2000000576	11/30/2012	(76.75)
50550100	Group Ins Cap Credits	UZ	2000000580	11/30/2012	(543.82)
50550100	Group Ins Cap Credits	UZ	2000000580	11/30/2012	(76.79)
50550100	Group Ins Cap Credits	UZ	2000000580	11/30/2012	(289.38)
50550100	Group Ins Cap Credits	UZ	2000000575	11/30/2012	(982.93)
50550100	Group Ins Cap Credits	UZ	2000000580	11/30/2012	(177.77)
50550100	Group Ins Cap Credits	UZ	2000000578	11/30/2012	(500.44)
50550100	Group Ins Cap Credits	UZ	2000000575	11/30/2012	(19.67)
50550100	Group Ins Cap Credits	UZ	2000000580	11/30/2012	(18.09)
50550100	Group Ins Cap Credits	UZ	2000000576	11/30/2012	(19.42)
50550100	Group Ins Cap Credits	UZ	2000000577	11/30/2012	(33.70)
50550100	Group Ins Cap Credits	UZ	2000000575	11/30/2012	(56.90)
50550100	Group Ins Cap Credits	UZ	2000000575	11/30/2012	(117.15)
50550100	Group Ins Cap Credits	UZ	2000000578	11/30/2012	(15.32)
50550100	Group Ins Cap Credits	UZ	2000000576	11/30/2012	(236.92)
50550100	Group Ins Cap Credits	UZ	2000000576	11/30/2012	(535.45)
50610000	Pension Expense	SA	100001848	11/30/2012	101,561.08
50610000	Pension Expense	CF	9300004250	11/30/2012	29.28
50610000	Pension Expense	CF	9300004250	11/30/2012	(29.28)
50610000	Pension Expense	CF	9300004251	11/30/2012	3.44
50610000	Pension Expense	CF	9300004251	11/30/2012	(3.44)
50610000	Pension Expense	CF	9300004252	11/30/2012	24.97
50610000	Pension Expense	CF	9300004252	11/30/2012	(24.97)
50610000	Pension Expense	CF	9300004253	11/30/2012	49.91
50610000	Pension Expense	CF	9300004253	11/30/2012	(49.91)
50610000	Pension Expense	CF	9300004254	11/30/2012	33.98
50610000	Pension Expense	CF	9300004254	11/30/2012	(33.98)
50610000	Pension Expense	CF	9300004255	11/30/2012	24.97
50610000	Pension Expense	CF	9300004255	11/30/2012	(24.97)
50610000	Pension Expense	CF	9300004256	11/30/2012	3.44
50610000	Pension Expense	CF	9300004256	11/30/2012	(3.44)
50610000	Pension Expense	CF	9300004257	11/30/2012	28.61
50610000	Pension Expense	CF	9300004257	11/30/2012	(28.61)
50610000	Pension Expense	CF	9300004258	11/30/2012	24.42
50610000	Pension Expense	CF	9300004258	11/30/2012	(24.42)
50610000	Pension Expense	CF	9300004259	11/30/2012	(29.28)
50610000	Pension Expense	CF	9300004259	11/30/2012	29.28
50610000	Pension Expense	CF	9300004260	11/30/2012	(3.44)
50610000	Pension Expense	CF	9300004260	11/30/2012	3.44
50610000	Pension Expense	CF	9300004261	11/30/2012	(24.97)
50610000	Pension Expense	CF	9300004261	11/30/2012	24.97
50610000	Pension Expense	CF	9300004262	11/30/2012	(49.91)
50610000	Pension Expense	CF	9300004262	11/30/2012	49.91
50610000	Pension Expense	CF	9300004263	11/30/2012	(33.98)
50610000	Pension Expense	CF	9300004263	11/30/2012	33.98
50610000	Pension Expense	CF	9300004264	11/30/2012	(24.97)
50610000	Pension Expense	CF	9300004264	11/30/2012	24.97
50610000	Pension Expense	CF	9300004265	11/30/2012	(3.44)
50610000	Pension Expense	CF	9300004265	11/30/2012	3.44
50610000	Pension Expense	CF	9300004266	11/30/2012	(28.61)
50610000	Pension Expense	CF	9300004266	11/30/2012	28.61
50610000	Pension Expense	CF	9300004267	11/30/2012	(24.42)

Kentucky American Water Company  
Case No. 2012-00520  
Response to PSC DR1, Item 31

Account	Description	Doc Type	Document Number	Posting Date	Amount
50610000	Pension Expense	CF	9300004267	11/30/2012	24.42
50610000	Pension Expense	CF	9300004268	11/30/2012	(690.10)
50610000	Pension Expense	CF	9300004268	11/30/2012	690.10
50610000	Pension Expense	CF	9300004269	11/30/2012	(48.98)
50610000	Pension Expense	CF	9300004269	11/30/2012	48.98
50610000	Pension Expense	CF	9300004270	11/30/2012	(6,718.06)
50610000	Pension Expense	CF	9300004270	11/30/2012	6,718.06
50610000	Pension Expense	CF	9300004271	11/30/2012	(28.80)
50610000	Pension Expense	CF	9300004271	11/30/2012	28.80
50610000	Pension Expense	CF	9300004272	11/30/2012	(71.61)
50610000	Pension Expense	CF	9300004272	11/30/2012	71.61
50610000	Pension Expense	CF	9300004273	11/30/2012	(615.07)
50610000	Pension Expense	CF	9300004273	11/30/2012	615.07
50610000	Pension Expense	CF	9300004274	11/30/2012	(505.26)
50610000	Pension Expense	CF	9300004274	11/30/2012	505.26
50610000	Pension Expense	CF	9300004275	11/30/2012	65.14
50610000	Pension Expense	CF	9300004275	11/30/2012	(65.14)
50610000	Pension Expense	CF	9300004276	11/30/2012	(3,011.68)
50610000	Pension Expense	CF	9300004276	11/30/2012	3,011.68
50610000	Pension Expense	CF	9300004277	11/30/2012	(106.68)
50610000	Pension Expense	CF	9300004277	11/30/2012	106.68
50610000	Pension Expense	CF	9300004278	11/30/2012	(435.34)
50610000	Pension Expense	CF	9300004278	11/30/2012	435.34
50610000	Pension Expense	CF	9300004279	11/30/2012	(154.04)
50610000	Pension Expense	CF	9300004279	11/30/2012	154.04
50610000	Pension Expense	CF	9300004280	11/30/2012	(102.47)
50610000	Pension Expense	CF	9300004280	11/30/2012	102.47
50610000	Pension Expense	CF	9300004281	11/30/2012	(1,949.73)
50610000	Pension Expense	CF	9300004281	11/30/2012	1,949.73
50610000	Pension Expense	CF	9300004282	11/30/2012	(2.36)
50610000	Pension Expense	CF	9300004282	11/30/2012	2.36
50610000	Pension Expense	CF	9300004283	11/30/2012	(40.13)
50610000	Pension Expense	CF	9300004283	11/30/2012	40.13
50610000	Pension Expense	CF	9300004284	11/30/2012	(530.32)
50610000	Pension Expense	CF	9300004284	11/30/2012	530.32
50610000	Pension Expense	CF	9300004285	11/30/2012	(415.64)
50610000	Pension Expense	CF	9300004285	11/30/2012	415.64
50610000	Pension Expense	CF	9300004286	11/30/2012	(154.88)
50610000	Pension Expense	CF	9300004286	11/30/2012	154.88
50610000	Pension Expense	CF	9300004287	11/30/2012	(194.98)
50610000	Pension Expense	CF	9300004287	11/30/2012	194.98
50610000	Pension Expense	CF	9300004288	11/30/2012	(245.93)
50610000	Pension Expense	CF	9300004288	11/30/2012	245.93
50610000	Pension Expense	CF	9300004289	11/30/2012	(324.54)
50610000	Pension Expense	CF	9300004289	11/30/2012	324.54
50610000	Pension Expense	CF	9300004290	11/30/2012	(20.62)
50610000	Pension Expense	CF	9300004290	11/30/2012	20.62
50610000	Pension Expense	CF	9300004291	11/30/2012	(922.94)
50610000	Pension Expense	CF	9300004291	11/30/2012	922.94
50610000	Pension Expense	CF	9300004292	11/30/2012	(975.34)
50610000	Pension Expense	CF	9300004292	11/30/2012	975.34
50610000	Pension Expense	CF	9300004293	11/30/2012	(328.88)
50610000	Pension Expense	CF	9300004293	11/30/2012	328.88
50610000	Pension Expense	CF	9300004294	11/30/2012	(79.82)
50610000	Pension Expense	CF	9300004294	11/30/2012	79.82
50610000	Pension Expense	CF	9300004295	11/30/2012	(365.91)
50610000	Pension Expense	CF	9300004295	11/30/2012	365.91
50610000	Pension Expense	CF	9300004296	11/30/2012	(311.83)
50610000	Pension Expense	CF	9300004296	11/30/2012	311.83
50610000	Pension Expense	CF	9300004297	11/30/2012	(187.78)
50610000	Pension Expense	CF	9300004297	11/30/2012	187.78
50610000	Pension Expense	CF	9300004298	11/30/2012	(490.87)
50610000	Pension Expense	CF	9300004298	11/30/2012	490.87
50610000	Pension Expense	CF	9300004299	11/30/2012	(339.23)
50610000	Pension Expense	CF	9300004299	11/30/2012	339.23
50610000	Pension Expense	CF	9300004300	11/30/2012	(903.24)
50610000	Pension Expense	CF	9300004300	11/30/2012	903.24
50610000	Pension Expense	CF	9300004301	11/30/2012	(303.13)
50610000	Pension Expense	CF	9300004301	11/30/2012	303.13
50610000	Pension Expense	CF	9300004302	11/30/2012	19.54
50610000	Pension Expense	CF	9300004302	11/30/2012	(19.54)
50610000	Pension Expense	CF	9300004303	11/30/2012	556.59
50610000	Pension Expense	CF	9300004303	11/30/2012	(556.59)
50610000	Pension Expense	CF	9300004304	11/30/2012	100.55
50610000	Pension Expense	CF	9300004304	11/30/2012	(100.55)
50610000	Pension Expense	CF	9300004305	11/30/2012	(23.82)
50610000	Pension Expense	CF	9300004305	11/30/2012	23.82

Kentucky American Water Company  
Case No. 2012-00520  
Response to PSC DR1, Item 31

Account	Description	Doc Type	Document Number	Posting Date	Amount
50610000	Pension Expense	CF	9300004306	11/30/2012	32.16
50610000	Pension Expense	CF	9300004306	11/30/2012	(32.16)
50610000	Pension Expense	CF	9300004307	11/30/2012	193.57
50610000	Pension Expense	CF	9300004307	11/30/2012	(193.57)
50610000	Pension Expense	CF	9300004308	11/30/2012	(397.70)
50610000	Pension Expense	CF	9300004308	11/30/2012	397.70
50610000	Pension Expense	CF	9300004309	11/30/2012	(140.34)
50610000	Pension Expense	CF	9300004309	11/30/2012	140.34
50610000	Pension Expense	CF	9300004310	11/30/2012	(53.30)
50610000	Pension Expense	CF	9300004310	11/30/2012	53.30
50610000	Pension Expense	CF	9300004311	11/30/2012	(63.49)
50610000	Pension Expense	CF	9300004311	11/30/2012	63.49
50610000	Pension Expense	CF	9300004312	11/30/2012	205.00
50610000	Pension Expense	CF	9300004312	11/30/2012	(205.00)
50610000	Pension Expense	CF	9300004313	11/30/2012	(12.82)
50610000	Pension Expense	CF	9300004313	11/30/2012	12.82
50610000	Pension Expense	CF	9300004314	11/30/2012	(94.63)
50610000	Pension Expense	CF	9300004314	11/30/2012	94.63
50610000	Pension Expense	CF	9300004315	11/30/2012	(191.70)
50610000	Pension Expense	CF	9300004315	11/30/2012	191.70
50610000	Pension Expense	CF	9300004316	11/30/2012	32.95
50610000	Pension Expense	CF	9300004316	11/30/2012	(32.95)
50610000	Pension Expense	CF	9300004317	11/30/2012	(9.67)
50610000	Pension Expense	CF	9300004317	11/30/2012	9.67
50610000	Pension Expense	CF	9300004318	11/30/2012	14.57
50610000	Pension Expense	CF	9300004318	11/30/2012	(14.57)
50610000	Pension Expense	CF	9300004319	11/30/2012	(4.13)
50610000	Pension Expense	CF	9300004319	11/30/2012	4.13
50610000	Pension Expense	CF	9300004320	11/30/2012	13.28
50610000	Pension Expense	CF	9300004320	11/30/2012	(13.28)
50610000	Pension Expense	CF	9300004321	11/30/2012	36.76
50610000	Pension Expense	CF	9300004321	11/30/2012	(36.76)
50610000	Pension Expense	CF	9300004322	11/30/2012	(62.93)
50610000	Pension Expense	CF	9300004322	11/30/2012	62.93
50610000	Pension Expense	CF	9300004323	11/30/2012	(126.59)
50610000	Pension Expense	CF	9300004323	11/30/2012	126.59
50610000	Pension Expense	CF	9300004324	11/30/2012	146.86
50610000	Pension Expense	CF	9300004324	11/30/2012	(146.86)
50610000	Pension Expense	CF	9300004325	11/30/2012	256.45
50610000	Pension Expense	CF	9300004325	11/30/2012	(256.45)
50610000	Pension Expense	CF	9300004326	11/30/2012	(135.60)
50610000	Pension Expense	CF	9300004326	11/30/2012	135.60
50610000	Pension Expense	CF	9300004327	11/30/2012	(267.81)
50610000	Pension Expense	CF	9300004327	11/30/2012	267.81
50610000	Pension Expense	CF	9300004328	11/30/2012	(11.73)
50610000	Pension Expense	CF	9300004328	11/30/2012	11.73
50610000	Pension Expense	CF	9300004329	11/30/2012	(108.95)
50610000	Pension Expense	CF	9300004329	11/30/2012	108.95
50610000	Pension Expense	CF	9300004330	11/30/2012	(80.31)
50610000	Pension Expense	CF	9300004330	11/30/2012	80.31
50610000	Pension Expense	CF	9300004331	11/30/2012	(247.86)
50610000	Pension Expense	CF	9300004331	11/30/2012	247.86
50610000	Pension Expense	CF	9300004332	11/30/2012	(526.83)
50610000	Pension Expense	CF	9300004332	11/30/2012	526.83
50610000	Pension Expense	CF	9300004333	11/30/2012	(17.60)
50610000	Pension Expense	CF	9300004333	11/30/2012	17.60
50610000	Pension Expense	CF	9300004334	11/30/2012	(233.30)
50610000	Pension Expense	CF	9300004334	11/30/2012	233.30
50610000	Pension Expense	CF	9300004335	11/30/2012	(24.82)
50610000	Pension Expense	CF	9300004335	11/30/2012	24.82
50610000	Pension Expense	CF	9300004336	11/30/2012	(79.45)
50610000	Pension Expense	CF	9300004336	11/30/2012	79.45
50610000	Pension Expense	CF	9300004337	11/30/2012	(182.86)
50610000	Pension Expense	CF	9300004337	11/30/2012	182.86
50610000	Pension Expense	CF	9300004338	11/30/2012	(12.84)
50610000	Pension Expense	CF	9300004338	11/30/2012	12.84
50610000	Pension Expense	CF	9300004339	11/30/2012	(20.74)
50610000	Pension Expense	CF	9300004339	11/30/2012	20.74
50610000	Pension Expense	CF	9300004340	11/30/2012	18.93
50610000	Pension Expense	CF	9300004340	11/30/2012	(18.93)
50610000	Pension Expense	CF	9300004341	11/30/2012	(143.78)
50610000	Pension Expense	CF	9300004341	11/30/2012	143.78
50610000	Pension Expense	CF	9300004342	11/30/2012	(23.09)
50610000	Pension Expense	CF	9300004342	11/30/2012	23.09
50610000	Pension Expense	CF	9300004343	11/30/2012	93.25
50610000	Pension Expense	CF	9300004343	11/30/2012	(93.25)
50610000	Pension Expense	CF	9300004344	11/30/2012	1.40

Kentucky American Water Company  
Case No. 2012-00520  
Response to PSC DR1, Item 31

Account	Description	Doc Type	Document Number	Posting Date	Amount
50610000	Pension Expense	CF	9300004344	11/30/2012	(1.40)
50610000	Pension Expense	CF	9300004345	11/30/2012	(113.76)
50610000	Pension Expense	CF	9300004345	11/30/2012	113.76
50610000	Pension Expense	CF	9300004346	11/30/2012	(40.41)
50610000	Pension Expense	CF	9300004346	11/30/2012	40.41
50610000	Pension Expense	CF	9300004348	11/30/2012	690.10
50610000	Pension Expense	CF	9300004348	11/30/2012	(690.10)
50610000	Pension Expense	CF	9300004350	11/30/2012	28.80
50610000	Pension Expense	CF	9300004350	11/30/2012	(28.80)
50610000	Pension Expense	CF	9300004352	11/30/2012	71.61
50610000	Pension Expense	CF	9300004352	11/30/2012	(71.61)
50610000	Pension Expense	CF	9300004357	11/30/2012	922.94
50610000	Pension Expense	CF	9300004357	11/30/2012	(922.94)
50610000	Pension Expense	CF	9300004364	11/30/2012	154.88
50610000	Pension Expense	CF	9300004364	11/30/2012	(154.88)
50610000	Pension Expense	CF	9300004366	11/30/2012	245.93
50610000	Pension Expense	CF	9300004366	11/30/2012	(245.93)
50610000	Pension Expense	CF	9300004369	11/30/2012	615.07
50610000	Pension Expense	CF	9300004369	11/30/2012	(615.07)
50610000	Pension Expense	CF	9300004371	11/30/2012	(65.14)
50610000	Pension Expense	CF	9300004371	11/30/2012	65.14
50610000	Pension Expense	CF	9300004373	11/30/2012	154.04
50610000	Pension Expense	CF	9300004373	11/30/2012	(154.04)
50610000	Pension Expense	CF	9300004375	11/30/2012	339.23
50610000	Pension Expense	CF	9300004375	11/30/2012	(339.23)
50610000	Pension Expense	CF	9300004378	11/30/2012	20.62
50610000	Pension Expense	CF	9300004378	11/30/2012	(20.62)
50610000	Pension Expense	CF	9300004380	11/30/2012	975.34
50610000	Pension Expense	CF	9300004380	11/30/2012	(975.34)
50610000	Pension Expense	CF	9300004384	11/30/2012	1,949.73
50610000	Pension Expense	CF	9300004384	11/30/2012	(1,949.73)
50610000	Pension Expense	CF	9300004388	11/30/2012	365.91
50610000	Pension Expense	CF	9300004388	11/30/2012	(365.91)
50610000	Pension Expense	CF	9300004390	11/30/2012	2.36
50610000	Pension Expense	CF	9300004390	11/30/2012	(2.36)
50610000	Pension Expense	CF	9300004394	11/30/2012	530.32
50610000	Pension Expense	CF	9300004394	11/30/2012	(530.32)
50610000	Pension Expense	CF	9300004397	11/30/2012	324.54
50610000	Pension Expense	CF	9300004397	11/30/2012	(324.54)
50610000	Pension Expense	CF	9300004401	11/30/2012	505.26
50610000	Pension Expense	CF	9300004401	11/30/2012	(505.26)
50610000	Pension Expense	CF	9300004403	11/30/2012	102.47
50610000	Pension Expense	CF	9300004403	11/30/2012	(102.47)
50610000	Pension Expense	CF	9300004405	11/30/2012	311.83
50610000	Pension Expense	CF	9300004405	11/30/2012	(311.83)
50610000	Pension Expense	CF	9300004407	11/30/2012	490.87
50610000	Pension Expense	CF	9300004407	11/30/2012	(490.87)
50610000	Pension Expense	CF	9300004412	11/30/2012	6,718.06
50610000	Pension Expense	CF	9300004412	11/30/2012	(6,718.06)
50610000	Pension Expense	CF	9300004414	11/30/2012	415.64
50610000	Pension Expense	CF	9300004414	11/30/2012	(415.64)
50610000	Pension Expense	CF	9300004416	11/30/2012	79.82
50610000	Pension Expense	CF	9300004416	11/30/2012	(79.82)
50610000	Pension Expense	CF	9300004418	11/30/2012	187.78
50610000	Pension Expense	CF	9300004418	11/30/2012	(187.78)
50610000	Pension Expense	CF	9300004420	11/30/2012	40.13
50610000	Pension Expense	CF	9300004420	11/30/2012	(40.13)
50610000	Pension Expense	CF	9300004423	11/30/2012	106.68
50610000	Pension Expense	CF	9300004423	11/30/2012	(106.68)
50610000	Pension Expense	CF	9300004425	11/30/2012	194.98
50610000	Pension Expense	CF	9300004425	11/30/2012	(194.98)
50610000	Pension Expense	CF	9300004427	11/30/2012	48.98
50610000	Pension Expense	CF	9300004427	11/30/2012	(48.98)
50610000	Pension Expense	CF	9300004429	11/30/2012	3,011.68
50610000	Pension Expense	CF	9300004429	11/30/2012	(3,011.68)
50610000	Pension Expense	CF	9300004431	11/30/2012	435.34
50610000	Pension Expense	CF	9300004431	11/30/2012	(435.34)
50610000	Pension Expense	CF	9300004435	11/30/2012	328.88
50610000	Pension Expense	CF	9300004435	11/30/2012	(328.88)
50610000	Pension Expense	CF	9300004437	11/30/2012	903.24
50610000	Pension Expense	CF	9300004437	11/30/2012	(903.24)
50610000	Pension Expense	CF	9300004445	11/30/2012	6.47
50610000	Pension Expense	CF	9300004445	11/30/2012	(6.47)
50610000	Pension Expense	CF	9300004446	11/30/2012	25.79
50610000	Pension Expense	CF	9300004446	11/30/2012	(25.79)
50610000	Pension Expense	CF	9300004447	11/30/2012	76.46
50610000	Pension Expense	CF	9300004447	11/30/2012	(76.46)

Kentucky American Water Company  
Case No. 2012-00520  
Response to PSC DR1, Item 31

Account	Description	Doc Type	Document Number	Posting Date	Amount
50610000	Pension Expense	CF	9300004448	11/30/2012	66.58
50610000	Pension Expense	CF	9300004448	11/30/2012	(66.58)
50610000	Pension Expense	CF	9300004449	11/30/2012	77.43
50610000	Pension Expense	CF	9300004449	11/30/2012	(77.43)
50610000	Pension Expense	CF	9300004450	11/30/2012	12.93
50610000	Pension Expense	CF	9300004450	11/30/2012	(12.93)
50610000	Pension Expense	CF	9300004451	11/30/2012	5.16
50610000	Pension Expense	CF	9300004451	11/30/2012	(5.16)
50610000	Pension Expense	CF	9300004452	11/30/2012	5.16
50610000	Pension Expense	CF	9300004452	11/30/2012	(5.16)
50610000	Pension Expense	CF	9300004453	11/30/2012	5.16
50610000	Pension Expense	CF	9300004453	11/30/2012	(5.16)
50610000	Pension Expense	CF	9300004454	11/30/2012	5.16
50610000	Pension Expense	CF	9300004454	11/30/2012	(5.16)
50610000	Pension Expense	CF	9300004455	11/30/2012	5.16
50610000	Pension Expense	CF	9300004455	11/30/2012	(5.16)
50610000	Pension Expense	CF	9300004456	11/30/2012	(6.47)
50610000	Pension Expense	CF	9300004456	11/30/2012	6.47
50610000	Pension Expense	CF	9300004457	11/30/2012	(25.79)
50610000	Pension Expense	CF	9300004457	11/30/2012	25.79
50610000	Pension Expense	CF	9300004458	11/30/2012	(76.46)
50610000	Pension Expense	CF	9300004458	11/30/2012	76.46
50610000	Pension Expense	CF	9300004459	11/30/2012	(66.58)
50610000	Pension Expense	CF	9300004459	11/30/2012	66.58
50610000	Pension Expense	CF	9300004460	11/30/2012	(77.43)
50610000	Pension Expense	CF	9300004460	11/30/2012	77.43
50610000	Pension Expense	CF	9300004461	11/30/2012	(12.93)
50610000	Pension Expense	CF	9300004461	11/30/2012	12.93
50610000	Pension Expense	CF	9300004463	11/30/2012	(5.16)
50610000	Pension Expense	CF	9300004463	11/30/2012	5.16
50610000	Pension Expense	CF	9300004464	11/30/2012	(5.16)
50610000	Pension Expense	CF	9300004464	11/30/2012	5.16
50610000	Pension Expense	CF	9300004465	11/30/2012	(5.16)
50610000	Pension Expense	CF	9300004465	11/30/2012	5.16
50610000	Pension Expense	CF	9300004466	11/30/2012	(5.16)
50610000	Pension Expense	CF	9300004466	11/30/2012	5.16
50610000	Pension Expense	CF	9300004467	11/30/2012	(5.16)
50610000	Pension Expense	CF	9300004467	11/30/2012	5.16
50610000	Pension Expense	CF	9300004468	11/30/2012	2,405.02
50610000	Pension Expense	CF	9300004468	11/30/2012	(2,405.02)
50610000	Pension Expense	CF	9300004469	11/30/2012	244.91
50610000	Pension Expense	CF	9300004469	11/30/2012	(244.91)
50610000	Pension Expense	CF	9300004470	11/30/2012	16,445.15
50610000	Pension Expense	CF	9300004470	11/30/2012	(16,445.15)
50610000	Pension Expense	CF	9300004471	11/30/2012	36.39
50610000	Pension Expense	CF	9300004471	11/30/2012	(36.39)
50610000	Pension Expense	CF	9300004472	11/30/2012	91.83
50610000	Pension Expense	CF	9300004472	11/30/2012	(91.83)
50610000	Pension Expense	CF	9300004473	11/30/2012	2,812.88
50610000	Pension Expense	CF	9300004473	11/30/2012	(2,812.88)
50610000	Pension Expense	CF	9300004474	11/30/2012	4,142.54
50610000	Pension Expense	CF	9300004474	11/30/2012	(4,142.54)
50610000	Pension Expense	CF	9300004475	11/30/2012	604.48
50610000	Pension Expense	CF	9300004475	11/30/2012	(604.48)
50610000	Pension Expense	CF	9300004476	11/30/2012	12,223.91
50610000	Pension Expense	CF	9300004476	11/30/2012	(12,223.91)
50610000	Pension Expense	CF	9300004477	11/30/2012	181.92
50610000	Pension Expense	CF	9300004477	11/30/2012	(181.92)
50610000	Pension Expense	CF	9300004478	11/30/2012	663.37
50610000	Pension Expense	CF	9300004478	11/30/2012	(663.37)
50610000	Pension Expense	CF	9300004479	11/30/2012	118.49
50610000	Pension Expense	CF	9300004479	11/30/2012	(118.49)
50610000	Pension Expense	CF	9300004480	11/30/2012	399.32
50610000	Pension Expense	CF	9300004480	11/30/2012	(399.32)
50610000	Pension Expense	CF	9300004481	11/30/2012	6,745.75
50610000	Pension Expense	CF	9300004481	11/30/2012	(6,745.75)
50610000	Pension Expense	CF	9300004482	11/30/2012	111.17
50610000	Pension Expense	CF	9300004482	11/30/2012	(111.17)
50610000	Pension Expense	CF	9300004483	11/30/2012	3,359.44
50610000	Pension Expense	CF	9300004483	11/30/2012	(3,359.44)
50610000	Pension Expense	CF	9300004484	11/30/2012	2,593.50
50610000	Pension Expense	CF	9300004484	11/30/2012	(2,593.50)
50610000	Pension Expense	CF	9300004485	11/30/2012	696.50
50610000	Pension Expense	CF	9300004485	11/30/2012	(696.50)
50610000	Pension Expense	CF	9300004486	11/30/2012	290.86
50610000	Pension Expense	CF	9300004486	11/30/2012	(290.86)
50610000	Pension Expense	CF	9300004487	11/30/2012	1,897.69

Kentucky American Water Company  
Case No. 2012-00520  
Response to PSC DR1, Item 31

Account	Description	Doc Type	Document Number	Posting Date	Amount
50610000	Pension Expense	CF	9300004487	11/30/2012	(1,897.69)
50610000	Pension Expense	CF	9300004488	11/30/2012	1,094.86
50610000	Pension Expense	CF	9300004488	11/30/2012	(1,094.86)
50610000	Pension Expense	CF	9300004489	11/30/2012	37.57
50610000	Pension Expense	CF	9300004489	11/30/2012	(37.57)
50610000	Pension Expense	CF	9300004490	11/30/2012	4,483.63
50610000	Pension Expense	CF	9300004490	11/30/2012	(4,483.63)
50610000	Pension Expense	CF	9300004491	11/30/2012	2,663.79
50610000	Pension Expense	CF	9300004491	11/30/2012	(2,663.79)
50610000	Pension Expense	CF	9300004492	11/30/2012	740.44
50610000	Pension Expense	CF	9300004492	11/30/2012	(740.44)
50610000	Pension Expense	CF	9300004493	11/30/2012	681.82
50610000	Pension Expense	CF	9300004493	11/30/2012	(681.82)
50610000	Pension Expense	CF	9300004494	11/30/2012	460.25
50610000	Pension Expense	CF	9300004494	11/30/2012	(460.25)
50610000	Pension Expense	CF	9300004495	11/30/2012	1,531.32
50610000	Pension Expense	CF	9300004495	11/30/2012	(1,531.32)
50610000	Pension Expense	CF	9300004496	11/30/2012	660.93
50610000	Pension Expense	CF	9300004496	11/30/2012	(660.93)
50610000	Pension Expense	CF	9300004497	11/30/2012	3,544.93
50610000	Pension Expense	CF	9300004497	11/30/2012	(3,544.93)
50610000	Pension Expense	CF	9300004498	11/30/2012	560.03
50610000	Pension Expense	CF	9300004498	11/30/2012	(560.03)
50610000	Pension Expense	CF	9300004499	11/30/2012	1,483.14
50610000	Pension Expense	CF	9300004499	11/30/2012	(1,483.14)
50610000	Pension Expense	CF	9300004500	11/30/2012	3,654.93
50610000	Pension Expense	CF	9300004500	11/30/2012	(3,654.93)
50610000	Pension Expense	CF	9300004501	11/30/2012	192.31
50610000	Pension Expense	CF	9300004501	11/30/2012	(192.31)
50610000	Pension Expense	CF	9300004502	11/30/2012	57.16
50610000	Pension Expense	CF	9300004502	11/30/2012	(57.16)
50610000	Pension Expense	CF	9300004503	11/30/2012	108.79
50610000	Pension Expense	CF	9300004503	11/30/2012	(108.79)
50610000	Pension Expense	CF	9300004504	11/30/2012	193.32
50610000	Pension Expense	CF	9300004504	11/30/2012	(193.32)
50610000	Pension Expense	CF	9300004505	11/30/2012	36.30
50610000	Pension Expense	CF	9300004505	11/30/2012	(36.30)
50610000	Pension Expense	CF	9300004506	11/30/2012	614.99
50610000	Pension Expense	CF	9300004506	11/30/2012	(614.99)
50610000	Pension Expense	CF	9300004507	11/30/2012	64.10
50610000	Pension Expense	CF	9300004507	11/30/2012	(64.10)
50610000	Pension Expense	CF	9300004508	11/30/2012	179.72
50610000	Pension Expense	CF	9300004508	11/30/2012	(179.72)
50610000	Pension Expense	CF	9300004509	11/30/2012	179.73
50610000	Pension Expense	CF	9300004509	11/30/2012	(179.73)
50610000	Pension Expense	CF	9300004510	11/30/2012	1,226.75
50610000	Pension Expense	CF	9300004510	11/30/2012	(1,226.75)
50610000	Pension Expense	CF	9300004511	11/30/2012	264.79
50610000	Pension Expense	CF	9300004511	11/30/2012	(264.79)
50610000	Pension Expense	CF	9300004512	11/30/2012	3,116.29
50610000	Pension Expense	CF	9300004512	11/30/2012	(3,116.29)
50610000	Pension Expense	CF	9300004513	11/30/2012	177.39
50610000	Pension Expense	CF	9300004513	11/30/2012	(177.39)
50610000	Pension Expense	CF	9300004514	11/30/2012	450.60
50610000	Pension Expense	CF	9300004514	11/30/2012	(450.60)
50610000	Pension Expense	CF	9300004515	11/30/2012	328.39
50610000	Pension Expense	CF	9300004515	11/30/2012	(328.39)
50610000	Pension Expense	CF	9300004516	11/30/2012	736.24
50610000	Pension Expense	CF	9300004516	11/30/2012	(736.24)
50610000	Pension Expense	CF	9300004517	11/30/2012	286.39
50610000	Pension Expense	CF	9300004517	11/30/2012	(286.39)
50610000	Pension Expense	CF	9300004518	11/30/2012	1,172.33
50610000	Pension Expense	CF	9300004518	11/30/2012	(1,172.33)
50610000	Pension Expense	CF	9300004519	11/30/2012	11.00
50610000	Pension Expense	CF	9300004519	11/30/2012	(11.00)
50610000	Pension Expense	CF	9300004520	11/30/2012	709.22
50610000	Pension Expense	CF	9300004520	11/30/2012	(709.22)
50610000	Pension Expense	CF	9300004521	11/30/2012	108.34
50610000	Pension Expense	CF	9300004521	11/30/2012	(108.34)
50610000	Pension Expense	CF	9300004522	11/30/2012	695.67
50610000	Pension Expense	CF	9300004522	11/30/2012	(695.67)
50610000	Pension Expense	CF	9300004523	11/30/2012	(17.51)
50610000	Pension Expense	CF	9300004523	11/30/2012	17.51
50610000	Pension Expense	CF	9300004524	11/30/2012	179.73
50610000	Pension Expense	CF	9300004524	11/30/2012	(179.73)
50610000	Pension Expense	CF	9300004525	11/30/2012	104.90
50610000	Pension Expense	CF	9300004525	11/30/2012	(104.90)



Kentucky American Water Company  
Case No. 2012-00520  
Response to PSC DR1, Item 31

Account	Description	Doc Type	Document Number	Posting Date	Amount
50610000	Pension Expense	CF	9300004526	11/30/2012	368.79
50610000	Pension Expense	CF	9300004526	11/30/2012	(368.79)
50610000	Pension Expense	CF	9300004527	11/30/2012	108.34
50610000	Pension Expense	CF	9300004527	11/30/2012	(108.34)
50610000	Pension Expense	CF	9300004528	11/30/2012	48.24
50610000	Pension Expense	CF	9300004528	11/30/2012	(48.24)
50610000	Pension Expense	CF	9300004529	11/30/2012	61.21
50610000	Pension Expense	CF	9300004529	11/30/2012	(61.21)
50610000	Pension Expense	CF	9300004530	11/30/2012	24.85
50610000	Pension Expense	CF	9300004530	11/30/2012	(24.85)
50610000	Pension Expense	CF	9300004531	11/30/2012	65.44
50610000	Pension Expense	CF	9300004531	11/30/2012	(65.44)
50610000	Pension Expense	CF	9300004539	11/30/2012	(2,405.02)
50610000	Pension Expense	CF	9300004539	11/30/2012	2,405.02
50610000	Pension Expense	CF	9300004541	11/30/2012	(36.39)
50610000	Pension Expense	CF	9300004541	11/30/2012	36.39
50610000	Pension Expense	CF	9300004543	11/30/2012	(91.83)
50610000	Pension Expense	CF	9300004543	11/30/2012	91.83
50610000	Pension Expense	CF	9300004546	11/30/2012	(4,483.63)
50610000	Pension Expense	CF	9300004546	11/30/2012	4,483.63
50610000	Pension Expense	CF	9300004551	11/30/2012	(696.50)
50610000	Pension Expense	CF	9300004551	11/30/2012	696.50
50610000	Pension Expense	CF	9300004553	11/30/2012	(1,897.69)
50610000	Pension Expense	CF	9300004553	11/30/2012	1,897.69
50610000	Pension Expense	CF	9300004558	11/30/2012	(2,812.88)
50610000	Pension Expense	CF	9300004558	11/30/2012	2,812.88
50610000	Pension Expense	CF	9300004561	11/30/2012	(604.48)
50610000	Pension Expense	CF	9300004561	11/30/2012	604.48
50610000	Pension Expense	CF	9300004566	11/30/2012	(118.49)
50610000	Pension Expense	CF	9300004566	11/30/2012	118.49
50610000	Pension Expense	CF	9300004568	11/30/2012	(560.03)
50610000	Pension Expense	CF	9300004568	11/30/2012	560.03
50610000	Pension Expense	CF	9300004571	11/30/2012	(37.57)
50610000	Pension Expense	CF	9300004571	11/30/2012	37.57
50610000	Pension Expense	CF	9300004574	11/30/2012	(2,663.79)
50610000	Pension Expense	CF	9300004574	11/30/2012	2,663.79
50610000	Pension Expense	CF	9300004578	11/30/2012	(6,745.75)
50610000	Pension Expense	CF	9300004578	11/30/2012	6,745.75
50610000	Pension Expense	CF	9300004581	11/30/2012	(460.25)
50610000	Pension Expense	CF	9300004581	11/30/2012	460.25
50610000	Pension Expense	CF	9300004583	11/30/2012	(111.17)
50610000	Pension Expense	CF	9300004583	11/30/2012	111.17
50610000	Pension Expense	CF	9300004588	11/30/2012	(3,359.44)
50610000	Pension Expense	CF	9300004588	11/30/2012	3,359.44
50610000	Pension Expense	CF	9300004592	11/30/2012	(1,094.86)
50610000	Pension Expense	CF	9300004592	11/30/2012	1,094.86
50610000	Pension Expense	CF	9300004596	11/30/2012	(4,142.54)
50610000	Pension Expense	CF	9300004596	11/30/2012	4,142.54
50610000	Pension Expense	CF	9300004598	11/30/2012	(399.32)
50610000	Pension Expense	CF	9300004598	11/30/2012	399.32
50610000	Pension Expense	CF	9300004600	11/30/2012	(1,531.32)
50610000	Pension Expense	CF	9300004600	11/30/2012	1,531.32
50610000	Pension Expense	CF	9300004602	11/30/2012	(3,544.93)
50610000	Pension Expense	CF	9300004602	11/30/2012	3,544.93
50610000	Pension Expense	CF	9300004606	11/30/2012	(16,445.15)
50610000	Pension Expense	CF	9300004606	11/30/2012	16,445.15
50610000	Pension Expense	CF	9300004609	11/30/2012	(2,593.50)
50610000	Pension Expense	CF	9300004609	11/30/2012	2,593.50
50610000	Pension Expense	CF	9300004611	11/30/2012	(681.82)
50610000	Pension Expense	CF	9300004611	11/30/2012	681.82
50610000	Pension Expense	CF	9300004613	11/30/2012	(660.93)
50610000	Pension Expense	CF	9300004613	11/30/2012	660.93
50610000	Pension Expense	CF	9300004617	11/30/2012	(181.92)
50610000	Pension Expense	CF	9300004617	11/30/2012	181.92
50610000	Pension Expense	CF	9300004619	11/30/2012	(290.86)
50610000	Pension Expense	CF	9300004619	11/30/2012	290.86
50610000	Pension Expense	CF	9300004621	11/30/2012	(244.91)
50610000	Pension Expense	CF	9300004621	11/30/2012	244.91
50610000	Pension Expense	CF	9300004623	11/30/2012	(12,223.91)
50610000	Pension Expense	CF	9300004623	11/30/2012	12,223.91
50610000	Pension Expense	CF	9300004625	11/30/2012	(663.37)
50610000	Pension Expense	CF	9300004625	11/30/2012	663.37
50610000	Pension Expense	CF	9300004628	11/30/2012	(740.44)
50610000	Pension Expense	CF	9300004628	11/30/2012	740.44
50610000	Pension Expense	CF	9300004630	11/30/2012	(1,483.14)
50610000	Pension Expense	CF	9300004630	11/30/2012	1,483.14
50610000	Pension Expense	CF	9300004680	11/30/2012	105.98

Kentucky American Water Company  
Case No. 2012-00520  
Response to PSC DR1, Item 31

Account	Description	Doc Type	Document Number	Posting Date	Amount
50610000	Pension Expense	CF	9300004680	11/30/2012	(105.98)
50610000	Pension Expense	CF	9300004681	11/30/2012	26.44
50610000	Pension Expense	CF	9300004681	11/30/2012	(26.44)
50610000	Pension Expense	CF	9300004682	11/30/2012	8.60
50610000	Pension Expense	CF	9300004682	11/30/2012	(8.60)
50610000	Pension Expense	CF	9300004683	11/30/2012	17.20
50610000	Pension Expense	CF	9300004683	11/30/2012	(17.20)
50610000	Pension Expense	CF	9300004684	11/30/2012	21.51
50610000	Pension Expense	CF	9300004684	11/30/2012	(21.51)
50610000	Pension Expense	CF	9300004694	11/30/2012	(105.98)
50610000	Pension Expense	CF	9300004694	11/30/2012	105.98
50610000	Pension Expense	CF	9300004695	11/30/2012	(26.44)
50610000	Pension Expense	CF	9300004695	11/30/2012	26.44
50610000	Pension Expense	CF	9300004696	11/30/2012	(8.60)
50610000	Pension Expense	CF	9300004696	11/30/2012	8.60
50610000	Pension Expense	CF	9300004697	11/30/2012	(17.20)
50610000	Pension Expense	CF	9300004697	11/30/2012	17.20
50610000	Pension Expense	CF	9300004698	11/30/2012	(21.51)
50610000	Pension Expense	CF	9300004698	11/30/2012	21.51
50610000	Pension Expense	CF	9300004699	11/30/2012	1,752.00
50610000	Pension Expense	CF	9300004699	11/30/2012	(1,752.00)
50610000	Pension Expense	CF	9300004700	11/30/2012	167.25
50610000	Pension Expense	CF	9300004700	11/30/2012	(167.25)
50610000	Pension Expense	CF	9300004701	11/30/2012	13,455.68
50610000	Pension Expense	CF	9300004701	11/30/2012	(13,455.68)
50610000	Pension Expense	CF	9300004702	11/30/2012	24.26
50610000	Pension Expense	CF	9300004702	11/30/2012	(24.26)
50610000	Pension Expense	CF	9300004703	11/30/2012	57.25
50610000	Pension Expense	CF	9300004703	11/30/2012	(57.25)
50610000	Pension Expense	CF	9300004704	11/30/2012	1,753.77
50610000	Pension Expense	CF	9300004704	11/30/2012	(1,753.77)
50610000	Pension Expense	CF	9300004705	11/30/2012	1,954.39
50610000	Pension Expense	CF	9300004705	11/30/2012	(1,954.39)
50610000	Pension Expense	CF	9300004706	11/30/2012	673.08
50610000	Pension Expense	CF	9300004706	11/30/2012	(673.08)
50610000	Pension Expense	CF	9300004707	11/30/2012	12,676.37
50610000	Pension Expense	CF	9300004707	11/30/2012	(12,676.37)
50610000	Pension Expense	CF	9300004708	11/30/2012	72.52
50610000	Pension Expense	CF	9300004708	11/30/2012	(72.52)
50610000	Pension Expense	CF	9300004709	11/30/2012	313.74
50610000	Pension Expense	CF	9300004709	11/30/2012	(313.74)
50610000	Pension Expense	CF	9300004710	11/30/2012	47.40
50610000	Pension Expense	CF	9300004710	11/30/2012	(47.40)
50610000	Pension Expense	CF	9300004711	11/30/2012	306.66
50610000	Pension Expense	CF	9300004711	11/30/2012	(306.66)
50610000	Pension Expense	CF	9300004712	11/30/2012	2,601.79
50610000	Pension Expense	CF	9300004712	11/30/2012	(2,601.79)
50610000	Pension Expense	CF	9300004713	11/30/2012	15.72
50610000	Pension Expense	CF	9300004713	11/30/2012	(15.72)
50610000	Pension Expense	CF	9300004714	11/30/2012	1,699.31
50610000	Pension Expense	CF	9300004714	11/30/2012	(1,699.31)
50610000	Pension Expense	CF	9300004715	11/30/2012	1,214.88
50610000	Pension Expense	CF	9300004715	11/30/2012	(1,214.88)
50610000	Pension Expense	CF	9300004716	11/30/2012	478.60
50610000	Pension Expense	CF	9300004716	11/30/2012	(478.60)
50610000	Pension Expense	CF	9300004717	11/30/2012	161.58
50610000	Pension Expense	CF	9300004717	11/30/2012	(161.58)
50610000	Pension Expense	CF	9300004718	11/30/2012	1,308.11
50610000	Pension Expense	CF	9300004718	11/30/2012	(1,308.11)
50610000	Pension Expense	CF	9300004719	11/30/2012	790.81
50610000	Pension Expense	CF	9300004719	11/30/2012	(790.81)
50610000	Pension Expense	CF	9300004720	11/30/2012	82.07
50610000	Pension Expense	CF	9300004720	11/30/2012	(82.07)
50610000	Pension Expense	CF	9300004721	11/30/2012	3,000.51
50610000	Pension Expense	CF	9300004721	11/30/2012	(3,000.51)
50610000	Pension Expense	CF	9300004722	11/30/2012	1,342.93
50610000	Pension Expense	CF	9300004722	11/30/2012	(1,342.93)
50610000	Pension Expense	CF	9300004723	11/30/2012	307.01
50610000	Pension Expense	CF	9300004723	11/30/2012	(307.01)
50610000	Pension Expense	CF	9300004724	11/30/2012	314.98
50610000	Pension Expense	CF	9300004724	11/30/2012	(314.98)
50610000	Pension Expense	CF	9300004725	11/30/2012	202.13
50610000	Pension Expense	CF	9300004725	11/30/2012	(202.13)
50610000	Pension Expense	CF	9300004726	11/30/2012	1,017.21
50610000	Pension Expense	CF	9300004726	11/30/2012	(1,017.21)
50610000	Pension Expense	CF	9300004727	11/30/2012	35.32
50610000	Pension Expense	CF	9300004727	11/30/2012	(35.32)

Kentucky American Water Company  
Case No. 2012-00520  
Response to PSC DR1, Item 31

Account	Description	Doc Type	Document Number	Posting Date	Amount
50610000	Pension Expense	CF	9300004728	11/30/2012	216.37
50610000	Pension Expense	CF	9300004728	11/30/2012	(216.37)
50610000	Pension Expense	CF	9300004729	11/30/2012	1,105.55
50610000	Pension Expense	CF	9300004729	11/30/2012	(1,105.55)
50610000	Pension Expense	CF	9300004730	11/30/2012	263.26
50610000	Pension Expense	CF	9300004730	11/30/2012	(263.26)
50610000	Pension Expense	CF	9300004731	11/30/2012	383.06
50610000	Pension Expense	CF	9300004731	11/30/2012	(383.06)
50610000	Pension Expense	CF	9300004732	11/30/2012	3,090.53
50610000	Pension Expense	CF	9300004732	11/30/2012	(3,090.53)
50610000	Pension Expense	CF	9300004733	11/30/2012	24.42
50610000	Pension Expense	CF	9300004733	11/30/2012	(24.42)
50610000	Pension Expense	CF	9300004734	11/30/2012	36.63
50610000	Pension Expense	CF	9300004734	11/30/2012	(36.63)
50610000	Pension Expense	CF	9300004735	11/30/2012	104.51
50610000	Pension Expense	CF	9300004735	11/30/2012	(104.51)
50610000	Pension Expense	CF	9300004736	11/30/2012	120.99
50610000	Pension Expense	CF	9300004736	11/30/2012	(120.99)
50610000	Pension Expense	CF	9300004737	11/30/2012	48.39
50610000	Pension Expense	CF	9300004737	11/30/2012	(48.39)
50610000	Pension Expense	CF	9300004738	11/30/2012	287.00
50610000	Pension Expense	CF	9300004738	11/30/2012	(287.00)
50610000	Pension Expense	CF	9300004739	11/30/2012	61.05
50610000	Pension Expense	CF	9300004739	11/30/2012	(61.05)
50610000	Pension Expense	CF	9300004740	11/30/2012	59.91
50610000	Pension Expense	CF	9300004740	11/30/2012	(59.91)
50610000	Pension Expense	CF	9300004741	11/30/2012	59.90
50610000	Pension Expense	CF	9300004741	11/30/2012	(59.90)
50610000	Pension Expense	CF	9300004742	11/30/2012	214.27
50610000	Pension Expense	CF	9300004742	11/30/2012	(214.27)
50610000	Pension Expense	CF	9300004743	11/30/2012	171.15
50610000	Pension Expense	CF	9300004743	11/30/2012	(171.15)
50610000	Pension Expense	CF	9300004744	11/30/2012	82.57
50610000	Pension Expense	CF	9300004744	11/30/2012	(82.57)
50610000	Pension Expense	CF	9300004745	11/30/2012	387.41
50610000	Pension Expense	CF	9300004745	11/30/2012	(387.41)
50610000	Pension Expense	CF	9300004746	11/30/2012	35.60
50610000	Pension Expense	CF	9300004746	11/30/2012	(35.60)
50610000	Pension Expense	CF	9300004747	11/30/2012	344.25
50610000	Pension Expense	CF	9300004747	11/30/2012	(344.25)
50610000	Pension Expense	CF	9300004748	11/30/2012	162.92
50610000	Pension Expense	CF	9300004748	11/30/2012	(162.92)
50610000	Pension Expense	CF	9300004749	11/30/2012	613.69
50610000	Pension Expense	CF	9300004749	11/30/2012	(613.69)
50610000	Pension Expense	CF	9300004750	11/30/2012	155.28
50610000	Pension Expense	CF	9300004750	11/30/2012	(155.28)
50610000	Pension Expense	CF	9300004751	11/30/2012	232.69
50610000	Pension Expense	CF	9300004751	11/30/2012	(232.69)
50610000	Pension Expense	CF	9300004752	11/30/2012	4.52
50610000	Pension Expense	CF	9300004752	11/30/2012	(4.52)
50610000	Pension Expense	CF	9300004753	11/30/2012	399.51
50610000	Pension Expense	CF	9300004753	11/30/2012	(399.51)
50610000	Pension Expense	CF	9300004754	11/30/2012	140.03
50610000	Pension Expense	CF	9300004754	11/30/2012	(140.03)
50610000	Pension Expense	CF	9300004755	11/30/2012	11.67
50610000	Pension Expense	CF	9300004755	11/30/2012	(11.67)
50610000	Pension Expense	CF	9300004756	11/30/2012	6.77
50610000	Pension Expense	CF	9300004756	11/30/2012	(6.77)
50610000	Pension Expense	CF	9300004757	11/30/2012	179.72
50610000	Pension Expense	CF	9300004757	11/30/2012	(179.72)
50610000	Pension Expense	CF	9300004758	11/30/2012	65.29
50610000	Pension Expense	CF	9300004758	11/30/2012	(65.29)
50610000	Pension Expense	CF	9300004759	11/30/2012	6.77
50610000	Pension Expense	CF	9300004759	11/30/2012	(6.77)
50610000	Pension Expense	CF	9300004760	11/30/2012	6.76
50610000	Pension Expense	CF	9300004760	11/30/2012	(6.76)
50610000	Pension Expense	CF	9300004761	11/30/2012	33.12
50610000	Pension Expense	CF	9300004761	11/30/2012	(33.12)
50610000	Pension Expense	CF	9300004762	11/30/2012	20.40
50610000	Pension Expense	CF	9300004762	11/30/2012	(20.40)
50610000	Pension Expense	CF	9300004763	11/30/2012	39.90
50610000	Pension Expense	CF	9300004763	11/30/2012	(39.90)
50610000	Pension Expense	CF	9300004764	11/30/2012	90.29
50610000	Pension Expense	CF	9300004764	11/30/2012	(90.29)
50610000	Pension Expense	CF	9300004765	11/30/2012	32.16
50610000	Pension Expense	CF	9300004765	11/30/2012	(32.16)
50610000	Pension Expense	CF	9300004790	11/30/2012	(1,752.00)

Kentucky American Water Company  
Case No. 2012-00520  
Response to PSC DR1, Item 31

Account	Description	Doc Type	Document Number	Posting Date	Amount
50610000	Pension Expense	CF	9300004790	11/30/2012	1,752.00
50610000	Pension Expense	CF	9300004792	11/30/2012	(24.26)
50610000	Pension Expense	CF	9300004792	11/30/2012	24.26
50610000	Pension Expense	CF	9300004794	11/30/2012	(57.25)
50610000	Pension Expense	CF	9300004794	11/30/2012	57.25
50610000	Pension Expense	CF	9300004799	11/30/2012	(3,000.51)
50610000	Pension Expense	CF	9300004799	11/30/2012	3,000.51
50610000	Pension Expense	CF	9300004806	11/30/2012	(478.60)
50610000	Pension Expense	CF	9300004806	11/30/2012	478.60
50610000	Pension Expense	CF	9300004808	11/30/2012	(1,308.11)
50610000	Pension Expense	CF	9300004808	11/30/2012	1,308.11
50610000	Pension Expense	CF	9300004811	11/30/2012	(1,753.77)
50610000	Pension Expense	CF	9300004811	11/30/2012	1,753.77
50610000	Pension Expense	CF	9300004814	11/30/2012	(673.08)
50610000	Pension Expense	CF	9300004814	11/30/2012	673.08
50610000	Pension Expense	CF	9300004818	11/30/2012	(47.40)
50610000	Pension Expense	CF	9300004818	11/30/2012	47.40
50610000	Pension Expense	CF	9300004820	11/30/2012	(263.26)
50610000	Pension Expense	CF	9300004820	11/30/2012	263.26
50610000	Pension Expense	CF	9300004822	11/30/2012	(82.07)
50610000	Pension Expense	CF	9300004822	11/30/2012	82.07
50610000	Pension Expense	CF	9300004824	11/30/2012	(1,342.93)
50610000	Pension Expense	CF	9300004824	11/30/2012	1,342.93
50610000	Pension Expense	CF	9300004828	11/30/2012	(2,601.79)
50610000	Pension Expense	CF	9300004828	11/30/2012	2,601.79
50610000	Pension Expense	CF	9300004831	11/30/2012	(202.13)
50610000	Pension Expense	CF	9300004831	11/30/2012	202.13
50610000	Pension Expense	CF	9300004833	11/30/2012	(35.32)
50610000	Pension Expense	CF	9300004833	11/30/2012	35.32
50610000	Pension Expense	CF	9300004835	11/30/2012	(15.72)
50610000	Pension Expense	CF	9300004835	11/30/2012	15.72
50610000	Pension Expense	CF	9300004840	11/30/2012	(1,699.31)
50610000	Pension Expense	CF	9300004840	11/30/2012	1,699.31
50610000	Pension Expense	CF	9300004844	11/30/2012	(790.81)
50610000	Pension Expense	CF	9300004844	11/30/2012	790.81
50610000	Pension Expense	CF	9300004847	11/30/2012	(1,954.39)
50610000	Pension Expense	CF	9300004847	11/30/2012	1,954.39
50610000	Pension Expense	CF	9300004849	11/30/2012	(306.66)
50610000	Pension Expense	CF	9300004849	11/30/2012	306.66
50610000	Pension Expense	CF	9300004851	11/30/2012	(1,017.21)
50610000	Pension Expense	CF	9300004851	11/30/2012	1,017.21
50610000	Pension Expense	CF	9300004853	11/30/2012	(1,105.55)
50610000	Pension Expense	CF	9300004853	11/30/2012	1,105.55
50610000	Pension Expense	CF	9300004857	11/30/2012	(13,455.68)
50610000	Pension Expense	CF	9300004857	11/30/2012	13,455.68
50610000	Pension Expense	CF	9300004860	11/30/2012	(1,214.88)
50610000	Pension Expense	CF	9300004860	11/30/2012	1,214.88
50610000	Pension Expense	CF	9300004862	11/30/2012	(314.98)
50610000	Pension Expense	CF	9300004862	11/30/2012	314.98
50610000	Pension Expense	CF	9300004864	11/30/2012	(216.37)
50610000	Pension Expense	CF	9300004864	11/30/2012	216.37
50610000	Pension Expense	CF	9300004868	11/30/2012	(72.52)
50610000	Pension Expense	CF	9300004868	11/30/2012	72.52
50610000	Pension Expense	CF	9300004870	11/30/2012	(161.58)
50610000	Pension Expense	CF	9300004870	11/30/2012	161.58
50610000	Pension Expense	CF	9300004872	11/30/2012	(167.25)
50610000	Pension Expense	CF	9300004872	11/30/2012	167.25
50610000	Pension Expense	CF	9300004874	11/30/2012	(12,676.37)
50610000	Pension Expense	CF	9300004874	11/30/2012	12,676.37
50610000	Pension Expense	CF	9300004876	11/30/2012	(313.74)
50610000	Pension Expense	CF	9300004876	11/30/2012	313.74
50610000	Pension Expense	CF	9300004878	11/30/2012	(307.01)
50610000	Pension Expense	CF	9300004878	11/30/2012	307.01
50610000	Pension Expense	CF	9300004880	11/30/2012	(383.06)
50610000	Pension Expense	CF	9300004880	11/30/2012	383.06
50610100	Pension Cap Credits	UT	9300004787	11/30/2012	(24.42)
50610100	Pension Cap Credits	UT	9300004535	11/30/2012	(3,351.80)
50610100	Pension Cap Credits	UT	9300004786	11/30/2012	(3,090.53)
50610100	Pension Cap Credits	UT	9300004533	11/30/2012	(211.85)
50610100	Pension Cap Credits	UT	9300004780	11/30/2012	(36.63)
50610100	Pension Cap Credits	UZ	2000000524	11/30/2012	(287.00)
50610100	Pension Cap Credits	UZ	2000000524	11/30/2012	(48.39)
50610100	Pension Cap Credits	UZ	2000000524	11/30/2012	(120.99)
50610100	Pension Cap Credits	UZ	2000000524	11/30/2012	(104.51)
50610100	Pension Cap Credits	UZ	2000000524	11/30/2012	(32.16)
50610100	Pension Cap Credits	UZ	2000000524	11/30/2012	(61.05)
50610100	Pension Cap Credits	CS	9300004534	11/30/2012	(514.48)

Kentucky American Water Company  
Case No. 2012-00520  
Response to PSC DR1, Item 31

Account	Description	Doc Type	Document Number	Posting Date	Amount
50610100	Pension Cap Credits	CS	9300004785	11/30/2012	(179.73)
50610100	Pension Cap Credits	UZ	2000000524	11/30/2012	(59.90)
50610100	Pension Cap Credits	UZ	2000000524	11/30/2012	(59.91)
50610100	Pension Cap Credits	UZ	2000000524	11/30/2012	(82.57)
50610100	Pension Cap Credits	UZ	2000000524	11/30/2012	(171.15)
50610100	Pension Cap Credits	UZ	2000000524	11/30/2012	(214.27)
50610100	Pension Cap Credits	UZ	2000000524	11/30/2012	(387.41)
50610100	Pension Cap Credits	UZ	2000000524	11/30/2012	(35.60)
50610100	Pension Cap Credits	UZ	2000000524	11/30/2012	(344.25)
50610100	Pension Cap Credits	UZ	2000000524	11/30/2012	(162.92)
50610100	Pension Cap Credits	UZ	2000000524	11/30/2012	(613.69)
50610100	Pension Cap Credits	UZ	2000000524	11/30/2012	(155.28)
50610100	Pension Cap Credits	UZ	2000000524	11/30/2012	(399.51)
50610100	Pension Cap Credits	UZ	2000000524	11/30/2012	(4.52)
50610100	Pension Cap Credits	UZ	2000000524	11/30/2012	(232.69)
50610100	Pension Cap Credits	UZ	2000000524	11/30/2012	(140.03)
50610100	Pension Cap Credits	UZ	2000000524	11/30/2012	(11.67)
50610100	Pension Cap Credits	UZ	2000000524	11/30/2012	(90.29)
50610100	Pension Cap Credits	UZ	2000000524	11/30/2012	(6.77)
50610100	Pension Cap Credits	UZ	2000000524	11/30/2012	(6.77)
50610100	Pension Cap Credits	UZ	2000000524	11/30/2012	(6.76)
50610100	Pension Cap Credits	UZ	2000000524	11/30/2012	(33.12)
50610100	Pension Cap Credits	UZ	2000000524	11/30/2012	(20.40)
50610100	Pension Cap Credits	UZ	2000000524	11/30/2012	(39.90)
50610100	Pension Cap Credits	UZ	2000000524	11/30/2012	(179.72)
50610100	Pension Cap Credits	UZ	2000000524	11/30/2012	(65.29)
51010000	Purchased Water	SV	100002000	11/30/2012	10,546.00
51010000	Purchased Water	SV	100002000	11/30/2012	4,011.00
51010000	Purchased Water	SV	100002000	11/30/2012	7,876.00
51010000	Purchased Water	SV	100002000	11/30/2012	2,899.00
51010000	Purchased Water	CF	9300004362	11/30/2012	(14,552.86)
51010000	Purchased Water	CF	9300004362	11/30/2012	14,552.86
51010000	Purchased Water	CF	9300004438	11/30/2012	(9,575.10)
51010000	Purchased Water	CF	9300004438	11/30/2012	9,575.10
51010000	Purchased Water	CF	9300004549	11/30/2012	29,764.03
51010000	Purchased Water	CF	9300004549	11/30/2012	(29,764.03)
51010000	Purchased Water	CF	9300004632	11/30/2012	21,231.00
51010000	Purchased Water	CF	9300004632	11/30/2012	(21,231.00)
51010000	Purchased Water	CF	9300004804	11/30/2012	(12,346.73)
51010000	Purchased Water	CF	9300004804	11/30/2012	12,346.73
51010000	Purchased Water	CF	9300004881	11/30/2012	(8,653.35)
51010000	Purchased Water	CF	9300004881	11/30/2012	8,653.35
51010000	Purchased Water	CF	9300005767	11/30/2012	(14,786.00)
51010000	Purchased Water	CF	9300005767	11/30/2012	14,786.00
51010000	Purchased Water	CF	9300005777	11/30/2012	(10,546.00)
51010000	Purchased Water	CF	9300005777	11/30/2012	10,546.00
51015000	Purchased Water I/C	SA	100001930	11/30/2012	1,375.79
51015000	Purchased Water I/C	SA	100001930	11/30/2012	739.01
51110000	Waste Disposal	SV	100001935	11/30/2012	2,349.55
51110000	Waste Disposal	WA	5000003456	11/30/2012	1,512.84
51110000	Waste Disposal	WA	5000003456	11/30/2012	1,732.59
51110000	Waste Disposal	CF	9300004438	11/30/2012	(2,013.97)
51110000	Waste Disposal	CF	9300004438	11/30/2012	2,013.97
51110000	Waste Disposal	CF	9300004632	11/30/2012	2,909.55
51110000	Waste Disposal	CF	9300004632	11/30/2012	(2,909.55)
51110000	Waste Disposal	CF	9300004790	11/30/2012	32,181.12
51110000	Waste Disposal	CF	9300004790	11/30/2012	(32,181.12)
51110000	Waste Disposal	CF	9300004857	11/30/2012	(49,471.63)
51110000	Waste Disposal	CF	9300004857	11/30/2012	49,471.63
51110000	Waste Disposal	CF	9300004967	11/30/2012	(2,349.55)
51110000	Waste Disposal	CF	9300004967	11/30/2012	2,349.55
51110000	Waste Disposal	SR	9600000097	11/30/2012	6,250.00
51110000	Waste Disposal	SR	9600000098	11/30/2012	1,000.00
51120000	Amort Waste Disposal	CF	9300004857	11/30/2012	(8,333.33)
51120000	Amort Waste Disposal	CF	9300004857	11/30/2012	8,333.33
51120000	Amort Waste Disposal	SR	9600000104	11/30/2012	8,333.33
51510000	Purchased Power	SV	100001935	11/30/2012	708.80
51510000	Purchased Power	SV	100001935	11/30/2012	241.03
51510000	Purchased Power	SV	100001935	11/30/2012	297,246.08
51510000	Purchased Power	SV	100001935	11/30/2012	347.12
51510000	Purchased Power	SV	100001935	11/30/2012	42,885.41
51510000	Purchased Power	SV	100001935	11/30/2012	1,842.25
51510000	Purchased Power	SV	100001935	11/30/2012	8,693.46
51510000	Purchased Power	SV	100001935	11/30/2012	10.95
51510000	Purchased Power	SV	100002001	11/30/2012	(844.28)
51510000	Purchased Power	SV	100002001	11/30/2012	(31,418.49)
51510000	Purchased Power	SV	100002001	11/30/2012	4,838.25

Kentucky American Water Company  
Case No. 2012-00520  
Response to PSC DR1, Item 31

Account	Description	Doc Type	Document Number	Posting Date	Amount
51510000	Purchased Power	SV	100002001	11/30/2012	(2,700.59)
51510000	Purchased Power	SV	100002003	11/30/2012	(13.16)
51510000	Purchased Power	SV	100002003	11/30/2012	(60.25)
51510000	Purchased Power	SV	100002003	11/30/2012	(4,784.69)
51510000	Purchased Power	SV	100002003	11/30/2012	(471.22)
51510000	Purchased Power	SV	100002003	11/30/2012	(0.93)
51510000	Purchased Power	SV	100002003	11/30/2012	(2.41)
51510000	Purchased Power	CS	9300004631	11/30/2012	(3,625.35)
51510000	Purchased Power	CS	9300004667	11/30/2012	(6,380.62)
51510000	Purchased Power	CS	9300004642	11/30/2012	(870.08)
51510000	Purchased Power	CS	9300004439	11/30/2012	(30,082.17)
51510000	Purchased Power	CS	9300004633	11/30/2012	37,116.00
51510000	Purchased Power	CS	9300004882	11/30/2012	(1,940.91)
51510000	Purchased Power	CS	9300004968	11/30/2012	(42,885.41)
51510000	Purchased Power	CS	9300005779	11/30/2012	(2,137.66)
51510000	Purchased Power	CS	9300004556	11/30/2012	0.05
51510000	Purchased Power	CS	9300004910	11/30/2012	(241.03)
51510000	Purchased Power	CS	9300005768	11/30/2012	13.16
51510000	Purchased Power	CS	9300004376	11/30/2012	(719.93)
51510000	Purchased Power	CS	9300004569	11/30/2012	840.89
51510000	Purchased Power	CS	9300004921	11/30/2012	(708.80)
51510000	Purchased Power	CS	9300005772	11/30/2012	60.25
51510000	Purchased Power	CS	9300004411	11/30/2012	(184,989.85)
51510000	Purchased Power	CS	9300004605	11/30/2012	233,520.32
51510000	Purchased Power	CS	9300004948	11/30/2012	(297,246.08)
51510000	Purchased Power	CS	9300005775	11/30/2012	4,784.69
51510000	Purchased Power	CS	9300005778	11/30/2012	32,262.77
51510000	Purchased Power	CS	9300004347	11/30/2012	(3,044.70)
51510000	Purchased Power	CS	9300004538	11/30/2012	2,626.13
51510000	Purchased Power	CS	9300004894	11/30/2012	(8,693.46)
51510000	Purchased Power	CS	9300005766	11/30/2012	471.22
51510000	Purchased Power	CS	9300004547	11/30/2012	(594.91)
51510000	Purchased Power	CS	9300004900	11/30/2012	(1,842.25)
51510000	Purchased Power	CS	9300004563	11/30/2012	10.13
51510000	Purchased Power	CS	9300004816	11/30/2012	(21.86)
51510000	Purchased Power	CS	9300004916	11/30/2012	(10.95)
51510000	Purchased Power	CS	9300005770	11/30/2012	0.93
51510000	Purchased Power	CS	9300004382	11/30/2012	(24.44)
51510000	Purchased Power	CS	9300004576	11/30/2012	114.36
51510000	Purchased Power	CS	9300004648	11/30/2012	(130.40)
51510000	Purchased Power	CS	9300004926	11/30/2012	(347.12)
51510000	Purchased Power	CS	9300005773	11/30/2012	2.41
51510011	Purchased Power SS	CS	9300004631	11/30/2012	3,625.35
51510011	Purchased Power SS	CS	9300004667	11/30/2012	6,380.62
51510011	Purchased Power SS	CS	9300004642	11/30/2012	870.08
51510012	Purchased Power P	CS	9300004439	11/30/2012	30,082.17
51510012	Purchased Power P	CS	9300004633	11/30/2012	(37,116.00)
51510012	Purchased Power P	CS	9300004882	11/30/2012	1,940.91
51510012	Purchased Power P	CS	9300004968	11/30/2012	42,885.41
51510012	Purchased Power P	CS	9300005779	11/30/2012	2,137.66
51510012	Purchased Power P	CS	9300004556	11/30/2012	(0.05)
51510012	Purchased Power P	CS	9300004910	11/30/2012	241.03
51510012	Purchased Power P	CS	9300005768	11/30/2012	(13.16)
51510012	Purchased Power P	CS	9300004376	11/30/2012	719.93
51510012	Purchased Power P	CS	9300004569	11/30/2012	(840.89)
51510012	Purchased Power P	CS	9300004921	11/30/2012	708.80
51510012	Purchased Power P	CS	9300005772	11/30/2012	(60.25)
51510013	Purchased Power WT	CS	9300004411	11/30/2012	184,989.85
51510013	Purchased Power WT	CS	9300004605	11/30/2012	(233,520.32)
51510013	Purchased Power WT	CS	9300004948	11/30/2012	297,246.08
51510013	Purchased Power WT	CS	9300005775	11/30/2012	(4,784.69)
51510013	Purchased Power WT	CS	9300005778	11/30/2012	(32,262.77)
51510013	Purchased Power WT	CS	9300004347	11/30/2012	3,044.70
51510013	Purchased Power WT	CS	9300004538	11/30/2012	(2,626.13)
51510013	Purchased Power WT	CS	9300004894	11/30/2012	8,693.46
51510013	Purchased Power WT	CS	9300005766	11/30/2012	(471.22)
51510013	Purchased Power WT	CS	9300004547	11/30/2012	594.91
51510013	Purchased Power WT	CS	9300004900	11/30/2012	1,842.25
51510014	Purchased Power TD	CS	9300004563	11/30/2012	(10.13)
51510014	Purchased Power TD	CS	9300004816	11/30/2012	21.86
51510014	Purchased Power TD	CS	9300004916	11/30/2012	10.95
51510014	Purchased Power TD	CS	9300005770	11/30/2012	(0.93)
51510014	Purchased Power TD	CS	9300004382	11/30/2012	24.44
51510014	Purchased Power TD	CS	9300004576	11/30/2012	(114.36)
51510014	Purchased Power TD	CS	9300004648	11/30/2012	130.40
51510014	Purchased Power TD	CS	9300004926	11/30/2012	347.12
51510014	Purchased Power TD	CS	9300005773	11/30/2012	(2.41)

Kentucky American Water Company  
Case No. 2012-00520  
Response to PSC DR1, Item 31

Account	Description	Doc Type	Document Number	Posting Date	Amount
51800000	Chemicals	SV	100002018	11/30/2012	633.92
51800000	Chemicals	WA	5000003453	11/30/2012	2,439.04
51800000	Chemicals	WA	5000003453	11/30/2012	2,127.81
51800000	Chemicals	WA	5000003453	11/30/2012	3,723.14
51800000	Chemicals	WA	5000003453	11/30/2012	2,796.38
51800000	Chemicals	WA	5000003453	11/30/2012	23,318.91
51800000	Chemicals	WA	5000003453	11/30/2012	3,028.15
51800000	Chemicals	WA	5000003453	11/30/2012	4,954.95
51800000	Chemicals	WA	5000003453	11/30/2012	108.92
51800000	Chemicals	WA	5000003453	11/30/2012	1,512.83
51800000	Chemicals	WA	5000003453	11/30/2012	1,732.59
51800000	Chemicals	WA	5000003455	11/30/2012	(1,512.84)
51800000	Chemicals	WA	5000003455	11/30/2012	(1,732.59)
51800000	Chemicals	WA	5000003471	11/30/2012	31.95
51800000	Chemicals	WA	5000003471	11/30/2012	256.32
51800000	Chemicals	CF	9300004660	11/30/2012	1,310.90
51800000	Chemicals	CF	9300004660	11/30/2012	(1,310.90)
51800000	Chemicals	CF	9300004790	11/30/2012	(7,596.01)
51800000	Chemicals	CF	9300004790	11/30/2012	7,596.01
51800000	Chemicals	CF	9300004801	11/30/2012	(288.27)
51800000	Chemicals	CF	9300004801	11/30/2012	288.27
51800000	Chemicals	CF	9300004803	11/30/2012	(1,358.67)
51800000	Chemicals	CF	9300004803	11/30/2012	1,358.67
51800000	Chemicals	CF	9300004857	11/30/2012	(108,400.30)
51800000	Chemicals	CF	9300004857	11/30/2012	108,400.30
51800000	Chemicals	CF	9300005797	11/30/2012	(633.92)
51800000	Chemicals	CF	9300005797	11/30/2012	633.92
52000000	M&S Expense (O&M)	SA	100001839	11/30/2012	1,878.56
52000000	M&S Expense (O&M)	SA	100001873	11/30/2012	41.05
52000000	M&S Expense (O&M)	SA	100001873	11/30/2012	(41.05)
52000000	M&S Expense (O&M)	SA	100001873	11/30/2012	104.14
52000000	M&S Expense (O&M)	SA	100001873	11/30/2012	(104.14)
52000000	M&S Expense (O&M)	SA	100001873	11/30/2012	9.15
52000000	M&S Expense (O&M)	SA	100001873	11/30/2012	(9.15)
52000000	M&S Expense (O&M)	SN	100001923	11/30/2012	(57.43)
52000000	M&S Expense (O&M)	SN	100001923	11/30/2012	(38.18)
52000000	M&S Expense (O&M)	SN	100001923	11/30/2012	(28.40)
52000000	M&S Expense (O&M)	SN	100001923	11/30/2012	(44.63)
52000000	M&S Expense (O&M)	SN	100001923	11/30/2012	(81.33)
52000000	M&S Expense (O&M)	SN	100001923	11/30/2012	(44.82)
52000000	M&S Expense (O&M)	SN	100001923	11/30/2012	(150.76)
52000000	M&S Expense (O&M)	SN	100001923	11/30/2012	(256.95)
52000000	M&S Expense (O&M)	SA	100001924	11/30/2012	780.88
52000000	M&S Expense (O&M)	SV	100001994	11/30/2012	5,000.00
52000000	M&S Expense (O&M)	SV	100001994	11/30/2012	4,600.00
52000000	M&S Expense (O&M)	SV	100002018	11/30/2012	1,200.62
52000000	M&S Expense (O&M)	SV	100002018	11/30/2012	233.86
52000000	M&S Expense (O&M)	SV	100002018	11/30/2012	3,595.50
52000000	M&S Expense (O&M)	SV	100002018	11/30/2012	1,349.74
52000000	M&S Expense (O&M)	SV	100002018	11/30/2012	375.00
52000000	M&S Expense (O&M)	SV	100002018	11/30/2012	21.20
52000000	M&S Expense (O&M)	SV	100002018	11/30/2012	629.88
52000000	M&S Expense (O&M)	SV	100002018	11/30/2012	4,079.73
52000000	M&S Expense (O&M)	WA	5000003498	11/30/2012	2,044.25
52000000	M&S Expense (O&M)	WA	5000003498	11/30/2012	2,708.28
52000000	M&S Expense (O&M)	WA	5000003499	11/30/2012	(2,708.28)
52000000	M&S Expense (O&M)	WA	5000003500	11/30/2012	1,354.14
52000000	M&S Expense (O&M)	WA	5000003500	11/30/2012	1,078.91
52000000	M&S Expense (O&M)	WA	5000003501	11/30/2012	6.59
52000000	M&S Expense (O&M)	WA	5000003501	11/30/2012	283.57
52000000	M&S Expense (O&M)	WA	5000003501	11/30/2012	27.24
52000000	M&S Expense (O&M)	WA	5000003501	11/30/2012	10.45
52000000	M&S Expense (O&M)	WA	5000003501	11/30/2012	66.41
52000000	M&S Expense (O&M)	WA	5000003501	11/30/2012	512.22
52000000	M&S Expense (O&M)	WA	5000003501	11/30/2012	44.63
52000000	M&S Expense (O&M)	WA	5000003501	11/30/2012	162.66
52000000	M&S Expense (O&M)	WA	5000003501	11/30/2012	88.43
52000000	M&S Expense (O&M)	WA	5000003501	11/30/2012	94.42
52000000	M&S Expense (O&M)	WA	5000003501	11/30/2012	59.05
52000000	M&S Expense (O&M)	WA	5000003501	11/30/2012	31.86
52000000	M&S Expense (O&M)	WA	5000003501	11/30/2012	5.99
52000000	M&S Expense (O&M)	WA	5000003501	11/30/2012	66.86
52000000	M&S Expense (O&M)	WA	5000003501	11/30/2012	15.04
52000000	M&S Expense (O&M)	WA	5000003501	11/30/2012	672.28
52000000	M&S Expense (O&M)	WA	5000003501	11/30/2012	2,511.04
52000000	M&S Expense (O&M)	WA	5000003501	11/30/2012	209.00
52000000	M&S Expense (O&M)	WA	5000003501	11/30/2012	84.04

Kentucky American Water Company  
Case No. 2012-00520  
Response to PSC DR1, Item 31

Account	Description	Doc Type	Document Number	Posting Date	Amount
52000000	M&S Expense (O&M)	WA	5000003501	11/30/2012	45.87
52000000	M&S Expense (O&M)	WA	5000003501	11/30/2012	396.83
52000000	M&S Expense (O&M)	WA	5000003501	11/30/2012	1,288.38
52000000	M&S Expense (O&M)	WA	5000003501	11/30/2012	45.32
52000000	M&S Expense (O&M)	WA	5000003501	11/30/2012	866.67
52000000	M&S Expense (O&M)	WA	5000003501	11/30/2012	213.19
52000000	M&S Expense (O&M)	WA	5000003501	11/30/2012	25.14
52000000	M&S Expense (O&M)	WA	5000003501	11/30/2012	21.56
52000000	M&S Expense (O&M)	WA	5000003501	11/30/2012	216.64
52000000	M&S Expense (O&M)	WA	5000003501	11/30/2012	17.90
52000000	M&S Expense (O&M)	WA	5000003501	11/30/2012	17.73
52000000	M&S Expense (O&M)	WA	5000003501	11/30/2012	28.45
52000000	M&S Expense (O&M)	WA	5000003501	11/30/2012	9.65
52000000	M&S Expense (O&M)	WA	5000003501	11/30/2012	24.09
52000000	M&S Expense (O&M)	WA	5000003501	11/30/2012	15.45
52000000	M&S Expense (O&M)	WA	5000003501	11/30/2012	64.37
52000000	M&S Expense (O&M)	WA	5000003501	11/30/2012	23.17
52000000	M&S Expense (O&M)	WA	5000003501	11/30/2012	129.13
52000000	M&S Expense (O&M)	WA	5000003501	11/30/2012	9.70
52000000	M&S Expense (O&M)	WA	5000003501	11/30/2012	60.47
52000000	M&S Expense (O&M)	WA	5000003501	11/30/2012	207.40
52000000	M&S Expense (O&M)	WA	5000003501	11/30/2012	378.89
52000000	M&S Expense (O&M)	WA	5000003501	11/30/2012	33.49
52000000	M&S Expense (O&M)	WA	5000003501	11/30/2012	22.30
52000000	M&S Expense (O&M)	WA	5000003501	11/30/2012	180.60
52000000	M&S Expense (O&M)	WA	5000003501	11/30/2012	57.43
52000000	M&S Expense (O&M)	WA	5000003501	11/30/2012	93.85
52000000	M&S Expense (O&M)	WA	5000003501	11/30/2012	721.98
52000000	M&S Expense (O&M)	WA	5000003502	11/30/2012	(75.41)
52000000	M&S Expense (O&M)	WA	5000003502	11/30/2012	(858.92)
52000000	M&S Expense (O&M)	WA	5000003502	11/30/2012	(313.02)
52000000	M&S Expense (O&M)	WA	5000003502	11/30/2012	(179.27)
52000000	M&S Expense (O&M)	WA	5000003502	11/30/2012	(99.25)
52000000	M&S Expense (O&M)	WA	5000003502	11/30/2012	(5.40)
52000000	M&S Expense (O&M)	WA	5000003502	11/30/2012	(6.17)
52000000	M&S Expense (O&M)	WA	5000003502	11/30/2012	(22.55)
52000000	M&S Expense (O&M)	WA	5000003502	11/30/2012	(25.49)
52000000	M&S Expense (O&M)	WA	5000003502	11/30/2012	(20.90)
52000000	M&S Expense (O&M)	WA	5000003502	11/30/2012	(17.96)
52000000	M&S Expense (O&M)	WA	5000003502	11/30/2012	(33.43)
52000000	M&S Expense (O&M)	WA	5000003502	11/30/2012	(170.07)
52000000	M&S Expense (O&M)	WA	5000003502	11/30/2012	(283.57)
52000000	M&S Expense (O&M)	WA	5000003502	11/30/2012	(45.87)
52000000	M&S Expense (O&M)	WA	5000003502	11/30/2012	(35.37)
52000000	M&S Expense (O&M)	WA	5000003502	11/30/2012	(94.42)
52000000	M&S Expense (O&M)	WA	5000003502	11/30/2012	(346.67)
52000000	M&S Expense (O&M)	WA	5000003502	11/30/2012	(60.47)
52000000	M&S Expense (O&M)	WA	5000003502	11/30/2012	(10.45)
52000000	M&S Expense (O&M)	WA	5000003502	11/30/2012	(66.41)
52000000	M&S Expense (O&M)	WA	5000003502	11/30/2012	(5.40)
52000000	M&S Expense (O&M)	WA	5000003502	11/30/2012	(29.52)
52000000	M&S Expense (O&M)	WA	5000003502	11/30/2012	(21.56)
52000000	M&S Expense (O&M)	WA	5000003502	11/30/2012	(6.17)
52000000	M&S Expense (O&M)	WA	5000003502	11/30/2012	(91.12)
52000000	M&S Expense (O&M)	WA	5000003503	11/30/2012	75.41
52000000	M&S Expense (O&M)	WA	5000003503	11/30/2012	858.92
52000000	M&S Expense (O&M)	WA	5000003503	11/30/2012	313.02
52000000	M&S Expense (O&M)	WA	5000003503	11/30/2012	179.27
52000000	M&S Expense (O&M)	WA	5000003503	11/30/2012	99.25
52000000	M&S Expense (O&M)	WA	5000003503	11/30/2012	5.40
52000000	M&S Expense (O&M)	WA	5000003503	11/30/2012	6.17
52000000	M&S Expense (O&M)	WA	5000003503	11/30/2012	22.55
52000000	M&S Expense (O&M)	WA	5000003503	11/30/2012	25.49
52000000	M&S Expense (O&M)	WA	5000003503	11/30/2012	20.90
52000000	M&S Expense (O&M)	WA	5000003503	11/30/2012	17.96
52000000	M&S Expense (O&M)	WA	5000003503	11/30/2012	33.43
52000000	M&S Expense (O&M)	WA	5000003504	11/30/2012	69.50
52000000	M&S Expense (O&M)	WA	5000003505	11/30/2012	170.07
52000000	M&S Expense (O&M)	WA	5000003505	11/30/2012	283.57
52000000	M&S Expense (O&M)	WA	5000003505	11/30/2012	45.87
52000000	M&S Expense (O&M)	WA	5000003505	11/30/2012	35.37
52000000	M&S Expense (O&M)	WA	5000003505	11/30/2012	94.42
52000000	M&S Expense (O&M)	WA	5000003505	11/30/2012	346.67
52000000	M&S Expense (O&M)	WA	5000003505	11/30/2012	60.47
52000000	M&S Expense (O&M)	WA	5000003505	11/30/2012	10.45
52000000	M&S Expense (O&M)	WA	5000003505	11/30/2012	66.41
52000000	M&S Expense (O&M)	WA	5000003505	11/30/2012	5.40



Kentucky American Water Company  
Case No. 2012-00520  
Response to PSC DR1, Item 31

Account	Description	Doc Type	Document Number	Posting Date	Amount
52000000	M&S Expense (O&M)	WA	5000003505	11/30/2012	29.52
52000000	M&S Expense (O&M)	WA	5000003505	11/30/2012	21.56
52000000	M&S Expense (O&M)	WA	5000003505	11/30/2012	6.17
52000000	M&S Expense (O&M)	WA	5000003505	11/30/2012	91.12
52000000	M&S Expense (O&M)	WA	5000003506	11/30/2012	150.76
52000000	M&S Expense (O&M)	WA	5000003507	11/30/2012	61.35
52000000	M&S Expense (O&M)	WA	5000003508	11/30/2012	5.67
52000000	M&S Expense (O&M)	WA	5000003508	11/30/2012	22.14
52000000	M&S Expense (O&M)	WA	5000003509	11/30/2012	8.67
52000000	M&S Expense (O&M)	WA	5000003509	11/30/2012	16.06
52000000	M&S Expense (O&M)	WA	5000003509	11/30/2012	8.67
52000000	M&S Expense (O&M)	WA	5000003509	11/30/2012	16.06
52000000	M&S Expense (O&M)	WA	5000003510	11/30/2012	16.06
52000000	M&S Expense (O&M)	WA	5000003510	11/30/2012	837.01
52000000	M&S Expense (O&M)	WA	5000003510	11/30/2012	72.21
52000000	M&S Expense (O&M)	WA	5000003511	11/30/2012	837.01
52000000	M&S Expense (O&M)	WA	5000003512	11/30/2012	378.89
52000000	M&S Expense (O&M)	WA	5000003512	11/30/2012	41.48
52000000	M&S Expense (O&M)	WA	5000003512	11/30/2012	71.06
52000000	M&S Expense (O&M)	WA	5000003513	11/30/2012	108.30
52000000	M&S Expense (O&M)	WA	5000003513	11/30/2012	22.30
52000000	M&S Expense (O&M)	WA	5000003514	11/30/2012	197.03
52000000	M&S Expense (O&M)	WA	5000003514	11/30/2012	365.72
52000000	M&S Expense (O&M)	WA	5000003515	11/30/2012	5.67
52000000	M&S Expense (O&M)	WA	5000003515	11/30/2012	61.35
52000000	M&S Expense (O&M)	WA	5000003515	11/30/2012	28.46
52000000	M&S Expense (O&M)	WA	5000003515	11/30/2012	44.82
52000000	M&S Expense (O&M)	WA	5000003516	11/30/2012	19.85
52000000	M&S Expense (O&M)	WA	5000003516	11/30/2012	14.23
52000000	M&S Expense (O&M)	WA	5000003516	11/30/2012	5.99
52000000	M&S Expense (O&M)	WA	5000003517	11/30/2012	128.07
52000000	M&S Expense (O&M)	WA	5000003517	11/30/2012	6.59
52000000	M&S Expense (O&M)	WA	5000003517	11/30/2012	15.04
52000000	M&S Expense (O&M)	WA	5000003518	11/30/2012	128.07
52000000	M&S Expense (O&M)	WA	5000003518	11/30/2012	7.91
52000000	M&S Expense (O&M)	WA	5000003519	11/30/2012	42.14
52000000	M&S Expense (O&M)	WA	5000003519	11/30/2012	26.00
52000000	M&S Expense (O&M)	WA	5000003519	11/30/2012	45.87
52000000	M&S Expense (O&M)	WA	5000003519	11/30/2012	8.75
52000000	M&S Expense (O&M)	WA	5000003519	11/30/2012	23.61
52000000	M&S Expense (O&M)	WA	5000003519	11/30/2012	216.60
52000000	M&S Expense (O&M)	WA	5000003528	11/30/2012	(14.50)
52000000	M&S Expense (O&M)	WA	5000003528	11/30/2012	(31.19)
52000000	M&S Expense (O&M)	WA	5000003528	11/30/2012	(28.46)
52000000	M&S Expense (O&M)	WA	5000003528	11/30/2012	(23.61)
52000000	M&S Expense (O&M)	WA	5000003528	11/30/2012	(22.14)
52000000	M&S Expense (O&M)	WA	5000003528	11/30/2012	(5.99)
52000000	M&S Expense (O&M)	WA	5000003528	11/30/2012	(15.04)
52000000	M&S Expense (O&M)	WA	5000003528	11/30/2012	(44.82)
52000000	M&S Expense (O&M)	WA	5000003528	11/30/2012	(1,674.02)
52000000	M&S Expense (O&M)	WA	5000003528	11/30/2012	(45.87)
52000000	M&S Expense (O&M)	WA	5000003528	11/30/2012	(122.70)
52000000	M&S Expense (O&M)	WA	5000003528	11/30/2012	(150.76)
52000000	M&S Expense (O&M)	WA	5000003528	11/30/2012	(43.33)
52000000	M&S Expense (O&M)	WA	5000003528	11/30/2012	(71.06)
52000000	M&S Expense (O&M)	WA	5000003528	11/30/2012	(72.21)
52000000	M&S Expense (O&M)	WA	5000003528	11/30/2012	(14.23)
52000000	M&S Expense (O&M)	WA	5000003528	11/30/2012	(8.75)
52000000	M&S Expense (O&M)	WA	5000003528	11/30/2012	(32.11)
52000000	M&S Expense (O&M)	WA	5000003528	11/30/2012	(238.51)
52000000	M&S Expense (O&M)	WA	5000003528	11/30/2012	(378.89)
52000000	M&S Expense (O&M)	WA	5000003528	11/30/2012	(22.30)
52000000	M&S Expense (O&M)	WA	5000003528	11/30/2012	(42.14)
52000000	M&S Expense (O&M)	WA	5000003532	11/30/2012	135.97
52000000	M&S Expense (O&M)	WA	5000003532	11/30/2012	266.59
52000000	M&S Expense (O&M)	WA	5000003532	11/30/2012	1,180.31
52000000	M&S Expense (O&M)	WA	5000003534	11/30/2012	25.14
52000000	M&S Expense (O&M)	WA	5000003534	11/30/2012	61.35
52000000	M&S Expense (O&M)	WA	5000003535	11/30/2012	7.43
52000000	M&S Expense (O&M)	WA	5000003535	11/30/2012	61.35
52000000	M&S Expense (O&M)	WA	5000003536	11/30/2012	7.52
52000000	M&S Expense (O&M)	WA	5000003536	11/30/2012	61.35
52000000	M&S Expense (O&M)	WA	5000003537	11/30/2012	8.67
52000000	M&S Expense (O&M)	WA	5000003537	11/30/2012	16.06
52000000	M&S Expense (O&M)	WA	5000003539	11/30/2012	(7.43)
52000000	M&S Expense (O&M)	WA	5000003539	11/30/2012	(15.04)
52000000	M&S Expense (O&M)	WA	5000003539	11/30/2012	(44.82)
52000000	M&S Expense (O&M)	WA	5000003539	11/30/2012	(184.05)

Kentucky American Water Company  
Case No. 2012-00520  
Response to PSC DR1, Item 31

Account	Description	Doc Type	Document Number	Posting Date	Amount
52000000	M&S Expense (O&M)	WA	5000003539	11/30/2012	(25.14)
52000000	M&S Expense (O&M)	WA	5000003539	11/30/2012	(16.06)
52000000	M&S Expense (O&M)	WA	5000003539	11/30/2012	(8.67)
52000000	M&S Expense (O&M)	WA	5000003542	11/30/2012	61.35
52000000	M&S Expense (O&M)	WA	5000003542	11/30/2012	7.52
52000000	M&S Expense (O&M)	WA	5000003542	11/30/2012	44.82
52000000	M&S Expense (O&M)	WA	5000003543	11/30/2012	(1,354.14)
52000000	M&S Expense (O&M)	WA	5000003544	11/30/2012	2,708.28
52000000	M&S Expense (O&M)	ZI	9000000010	11/30/2012	381.48
52000000	M&S Expense (O&M)	ZI	9000000011	11/30/2012	12.64
52000000	M&S Expense (O&M)	ZI	9000000013	11/30/2012	690.30
52000000	M&S Expense (O&M)	ZI	9000000021	11/30/2012	386.37
52000000	M&S Expense (O&M)	ZI	9000000026	11/30/2012	8.54
52000000	M&S Expense (O&M)	ZI	9000000030	11/30/2012	192.50
52000000	M&S Expense (O&M)	ZI	9000000030	11/30/2012	1,055.56
52000000	M&S Expense (O&M)	ZI	9000000049	11/30/2012	131.18
52000000	M&S Expense (O&M)	ZI	9000000050	11/30/2012	557.24
52000000	M&S Expense (O&M)	ZI	9000000063	11/30/2012	38.14
52000000	M&S Expense (O&M)	ZI	9000000064	11/30/2012	98.74
52000000	M&S Expense (O&M)	ZI	9000000065	11/30/2012	4.23
52000000	M&S Expense (O&M)	ZI	9000000067	11/30/2012	34.04
52000000	M&S Expense (O&M)	ZI	9000000068	11/30/2012	49.49
52000000	M&S Expense (O&M)	ZI	9000000069	11/30/2012	85.41
52000000	M&S Expense (O&M)	ZI	9000000073	11/30/2012	17.02
52000000	M&S Expense (O&M)	ZI	9000000078	11/30/2012	105.95
52000000	M&S Expense (O&M)	ZI	9000000083	11/30/2012	299.39
52000000	M&S Expense (O&M)	ZI	9000000084	11/30/2012	902.64
52000000	M&S Expense (O&M)	ZI	9000000086	11/30/2012	641.35
52000000	M&S Expense (O&M)	ZI	9000000091	11/30/2012	8.54
52000000	M&S Expense (O&M)	ZI	9000000093	11/30/2012	59.19
52000000	M&S Expense (O&M)	ZI	9000000109	11/30/2012	103.11
52000000	M&S Expense (O&M)	ZI	9000000112	11/30/2012	70.26
52000000	M&S Expense (O&M)	ZI	9000000126	11/30/2012	4.82
52000000	M&S Expense (O&M)	ZI	9000000130	11/30/2012	460.01
52000000	M&S Expense (O&M)	ZI	9000000135	11/30/2012	151.57
52000000	M&S Expense (O&M)	ZI	9000000136	11/30/2012	46.81
52000000	M&S Expense (O&M)	ZI	9000000138	11/30/2012	33.89
52000000	M&S Expense (O&M)	ZI	9000000142	11/30/2012	664.30
52000000	M&S Expense (O&M)	ZI	9000000143	11/30/2012	40.92
52000000	M&S Expense (O&M)	ZI	9000000151	11/30/2012	778.04
52000000	M&S Expense (O&M)	ZI	9000000152	11/30/2012	35.48
52000000	M&S Expense (O&M)	ZI	9000000155	11/30/2012	16.70
52000000	M&S Expense (O&M)	ZI	9000000156	11/30/2012	14.70
52000000	M&S Expense (O&M)	ZI	9000000166	11/30/2012	649.67
52000000	M&S Expense (O&M)	ZI	9000000168	11/30/2012	37.85
52000000	M&S Expense (O&M)	ZI	9000000169	11/30/2012	69.04
52000000	M&S Expense (O&M)	ZI	9000000172	11/30/2012	188.63
52000000	M&S Expense (O&M)	ZI	9000000175	11/30/2012	423.99
52000000	M&S Expense (O&M)	ZI	9000000180	11/30/2012	88.18
52000000	M&S Expense (O&M)	ZI	9000000181	11/30/2012	5,354.36
52000000	M&S Expense (O&M)	ZI	9000000182	11/30/2012	600.00
52000000	M&S Expense (O&M)	ZI	9000000183	11/30/2012	222.38
52000000	M&S Expense (O&M)	ZI	9000000186	11/30/2012	8.54
52000000	M&S Expense (O&M)	ZI	9000000187	11/30/2012	190.79
52000000	M&S Expense (O&M)	ZI	9000000189	11/30/2012	10.54
52000000	M&S Expense (O&M)	ZI	9000000196	11/30/2012	20.73
52000000	M&S Expense (O&M)	ZI	9000000197	11/30/2012	1,766.40
52000000	M&S Expense (O&M)	ZI	9000000198	11/30/2012	124.43
52000000	M&S Expense (O&M)	ZI	9000000199	11/30/2012	256.44
52000000	M&S Expense (O&M)	ZI	9000000200	11/30/2012	116.44
52000000	M&S Expense (O&M)	ZI	9000000202	11/30/2012	168.89
52000000	M&S Expense (O&M)	ZI	9000000203	11/30/2012	46.78
52000000	M&S Expense (O&M)	ZI	9000000205	11/30/2012	286.28
52000000	M&S Expense (O&M)	ZI	9000000205	11/30/2012	37.31
52000000	M&S Expense (O&M)	ZI	9000000206	11/30/2012	34.43
52000000	M&S Expense (O&M)	ZI	9000000207	11/30/2012	340.92
52000000	M&S Expense (O&M)	ZI	9000000210	11/30/2012	466.03
52000000	M&S Expense (O&M)	ZI	9000000212	11/30/2012	39.17
52000000	M&S Expense (O&M)	ZI	9000000213	11/30/2012	258.06
52000000	M&S Expense (O&M)	ZI	9000000223	11/30/2012	56.90
52000000	M&S Expense (O&M)	ZI	9000000224	11/30/2012	63.54
52000000	M&S Expense (O&M)	ZI	9000000225	11/30/2012	36.03
52000000	M&S Expense (O&M)	ZI	9000000228	11/30/2012	416.66
52000000	M&S Expense (O&M)	ZI	9000000229	11/30/2012	225.00
52000000	M&S Expense (O&M)	ZI	9000000233	11/30/2012	42.40
52000000	M&S Expense (O&M)	ZI	9000000234	11/30/2012	209.34
52000000	M&S Expense (O&M)	ZI	9000000235	11/30/2012	8.18

Kentucky American Water Company  
Case No. 2012-00520  
Response to PSC DR1, Item 31

Account	Description	Doc Type	Document Number	Posting Date	Amount
52000000	M&S Expense (O&M)	ZI	9000000238	11/30/2012	44.73
52000000	M&S Expense (O&M)	ZI	9000000241	11/30/2012	232.78
52000000	M&S Expense (O&M)	ZI	9000000242	11/30/2012	94.14
52000000	M&S Expense (O&M)	ZI	9000000243	11/30/2012	7.93
52000000	M&S Expense (O&M)	ZI	9000000244	11/30/2012	154.74
52000000	M&S Expense (O&M)	ZI	9000000245	11/30/2012	71.40
52000000	M&S Expense (O&M)	ZI	9000000246	11/30/2012	93.77
52000000	M&S Expense (O&M)	ZI	9000000248	11/30/2012	8.54
52000000	M&S Expense (O&M)	ZI	9000000249	11/30/2012	256.87
52000000	M&S Expense (O&M)	ZI	9000000252	11/30/2012	235.02
52000000	M&S Expense (O&M)	ZI	9000000253	11/30/2012	206.56
52000000	M&S Expense (O&M)	ZI	9000000261	11/30/2012	355.61
52000000	M&S Expense (O&M)	ZI	9000000262	11/30/2012	231.28
52000000	M&S Expense (O&M)	ZI	9000000263	11/30/2012	263.68
52000000	M&S Expense (O&M)	ZI	9000000266	11/30/2012	874.50
52000000	M&S Expense (O&M)	ZI	9000000270	11/30/2012	117.81
52000000	M&S Expense (O&M)	ZI	9000000271	11/30/2012	826.04
52000000	M&S Expense (O&M)	ZI	9000000272	11/30/2012	795.64
52000000	M&S Expense (O&M)	ZI	9000000273	11/30/2012	92.16
52000000	M&S Expense (O&M)	ZI	9000000277	11/30/2012	17.90
52000000	M&S Expense (O&M)	ZI	9000000280	11/30/2012	22.51
52000000	M&S Expense (O&M)	ZI	9000000281	11/30/2012	423.93
52000000	M&S Expense (O&M)	ZI	9000000282	11/30/2012	196.06
52000000	M&S Expense (O&M)	ZI	9000000283	11/30/2012	222.60
52000000	M&S Expense (O&M)	ZI	9000000286	11/30/2012	4.22
52000000	M&S Expense (O&M)	ZI	9000000289	11/30/2012	77.72
52000000	M&S Expense (O&M)	ZI	9000000290	11/30/2012	356.62
52000000	M&S Expense (O&M)	ZI	9000000292	11/30/2012	39.55
52000000	M&S Expense (O&M)	ZI	9000000292	11/30/2012	328.05
52000000	M&S Expense (O&M)	ZI	9000000293	11/30/2012	300.55
52000000	M&S Expense (O&M)	ZI	9000000297	11/30/2012	185.50
52000000	M&S Expense (O&M)	ZI	9000000298	11/30/2012	1,201.57
52000000	M&S Expense (O&M)	ZI	9000000300	11/30/2012	55.31
52000000	M&S Expense (O&M)	ZI	9000000301	11/30/2012	265.21
52000000	M&S Expense (O&M)	ZI	9000000302	11/30/2012	810.90
52000000	M&S Expense (O&M)	ZI	9000000303	11/30/2012	386.37
52000000	M&S Expense (O&M)	ZI	9000000316	11/30/2012	41.45
52000000	M&S Expense (O&M)	ZI	9000000324	11/30/2012	4.27
52000000	M&S Expense (O&M)	ZI	9000000325	11/30/2012	40.37
52000000	M&S Expense (O&M)	ZI	9000000326	11/30/2012	58.23
52000000	M&S Expense (O&M)	ZI	9000000327	11/30/2012	105.11
52000000	M&S Expense (O&M)	ZI	9000000331	11/30/2012	91.50
52000000	M&S Expense (O&M)	ZI	9000000332	11/30/2012	1,311.51
52000000	M&S Expense (O&M)	ZI	9000000333	11/30/2012	138.86
52000000	M&S Expense (O&M)	ZI	9000000334	11/30/2012	494.18
52000000	M&S Expense (O&M)	ZI	9000000336	11/30/2012	25.83
52000000	M&S Expense (O&M)	ZI	9000000337	11/30/2012	8.54
52000000	M&S Expense (O&M)	ZI	9000000338	11/30/2012	32.04
52000000	M&S Expense (O&M)	ZI	9000000339	11/30/2012	58.10
52000000	M&S Expense (O&M)	ZI	9000000340	11/30/2012	238.72
52000000	M&S Expense (O&M)	ZI	9000000341	11/30/2012	297.89
52000000	M&S Expense (O&M)	ZI	9000000343	11/30/2012	105.00
52000000	M&S Expense (O&M)	ZI	9000000344	11/30/2012	105.00
52000000	M&S Expense (O&M)	ZI	9000000345	11/30/2012	58.60
52000000	M&S Expense (O&M)	ZI	9000000347	11/30/2012	1,470.44
52000000	M&S Expense (O&M)	ZI	9000000348	11/30/2012	292.64
52000000	M&S Expense (O&M)	ZI	9000000349	11/30/2012	109.89
52000000	M&S Expense (O&M)	ZI	9000000352	11/30/2012	1,171.00
52000000	M&S Expense (O&M)	ZI	9000000354	11/30/2012	81.63
52000000	M&S Expense (O&M)	ZI	9000000355	11/30/2012	279.84
52000000	M&S Expense (O&M)	ZI	9000000356	11/30/2012	72.04
52000000	M&S Expense (O&M)	ZI	9000000358	11/30/2012	10.68
52000000	M&S Expense (O&M)	ZI	9000000360	11/30/2012	9.15
52000000	M&S Expense (O&M)	ZI	9000000361	11/30/2012	4.27
52000000	M&S Expense (O&M)	ZI	9000000364	11/30/2012	491.85
52000000	M&S Expense (O&M)	ZI	9000000368	11/30/2012	122.25
52000000	M&S Expense (O&M)	ZI	9000000374	11/30/2012	374.92
52000000	M&S Expense (O&M)	ZI	9000000377	11/30/2012	339.15
52000000	M&S Expense (O&M)	ZI	9000000378	11/30/2012	45.40
52000000	M&S Expense (O&M)	ZI	9000000379	11/30/2012	8.46
52000000	M&S Expense (O&M)	ZI	9000000380	11/30/2012	17.86
52000000	M&S Expense (O&M)	ZI	9000000398	11/30/2012	265.65
52000000	M&S Expense (O&M)	ZI	9000000402	11/30/2012	370.85
52000000	M&S Expense (O&M)	ZI	9000000407	11/30/2012	430.45
52000000	M&S Expense (O&M)	ZI	9000000416	11/30/2012	400.71
52000000	M&S Expense (O&M)	ZI	9000000421	11/30/2012	148.38
52000000	M&S Expense (O&M)	ZI	9000000422	11/30/2012	57.00

Kentucky American Water Company  
Case No. 2012-00520  
Response to PSC DR1, Item 31

Account	Description	Doc Type	Document Number	Posting Date	Amount
52000000	M&S Expense (O&M)	ZI	9000000424	11/30/2012	40.13
52000000	M&S Expense (O&M)	ZI	9000000425	11/30/2012	458.57
52000000	M&S Expense (O&M)	ZI	9000000426	11/30/2012	25.55
52000000	M&S Expense (O&M)	ZI	9000000427	11/30/2012	110.00
52000000	M&S Expense (O&M)	ZI	9000000429	11/30/2012	40.41
52000000	M&S Expense (O&M)	ZI	9000000434	11/30/2012	56.02
52000000	M&S Expense (O&M)	ZI	9000000437	11/30/2012	42.67
52000000	M&S Expense (O&M)	ZI	9000000446	11/30/2012	235.32
52000000	M&S Expense (O&M)	ZI	9000000447	11/30/2012	12.85
52000000	M&S Expense (O&M)	ZI	9000000449	11/30/2012	8.16
52000000	M&S Expense (O&M)	ZI	9000000451	11/30/2012	1,939.80
52000000	M&S Expense (O&M)	ZI	9000000452	11/30/2012	62.54
52000000	M&S Expense (O&M)	ZI	9000000453	11/30/2012	31.63
52000000	M&S Expense (O&M)	ZI	9000000455	11/30/2012	9.26
52000000	M&S Expense (O&M)	ZI	9000000465	11/30/2012	48.21
52000000	M&S Expense (O&M)	ZI	9000000471	11/30/2012	8.54
52000000	M&S Expense (O&M)	ZI	9000000476	11/30/2012	328.60
52000000	M&S Expense (O&M)	ZI	9000000478	11/30/2012	99.85
52000000	M&S Expense (O&M)	ZI	9000000478	11/30/2012	114.20
52000000	M&S Expense (O&M)	ZI	9000000479	11/30/2012	12.26
52000000	M&S Expense (O&M)	ZI	9000000480	11/30/2012	55.66
52000000	M&S Expense (O&M)	ZI	9000000490	11/30/2012	27.30
52000000	M&S Expense (O&M)	ZI	9000000501	11/30/2012	240.41
52000000	M&S Expense (O&M)	ZI	9000000503	11/30/2012	325.80
52000000	M&S Expense (O&M)	ZI	9000000508	11/30/2012	770.45
52000000	M&S Expense (O&M)	ZI	9000000513	11/30/2012	221.77
52000000	M&S Expense (O&M)	ZI	9000000519	11/30/2012	99.53
52000000	M&S Expense (O&M)	ZI	9000000520	11/30/2012	21.83
52000000	M&S Expense (O&M)	ZI	9000000521	11/30/2012	65.47
52000000	M&S Expense (O&M)	ZI	9000000522	11/30/2012	226.88
52000000	M&S Expense (O&M)	ZI	9000000524	11/30/2012	10.13
52000000	M&S Expense (O&M)	ZI	9000000525	11/30/2012	50.23
52000000	M&S Expense (O&M)	ZI	9000000527	11/30/2012	9.62
52000000	M&S Expense (O&M)	ZI	9000000535	11/30/2012	241.50
52000000	M&S Expense (O&M)	ZI	9000000536	11/30/2012	150.39
52000000	M&S Expense (O&M)	ZI	9000000546	11/30/2012	68.89
52000000	M&S Expense (O&M)	ZI	9000000547	11/30/2012	23.30
52000000	M&S Expense (O&M)	ZI	9000000548	11/30/2012	86.86
52000000	M&S Expense (O&M)	ZI	9000000549	11/30/2012	224.48
52000000	M&S Expense (O&M)	ZI	9000000550	11/30/2012	6.51
52000000	M&S Expense (O&M)	ZI	9000000551	11/30/2012	43.45
52000000	M&S Expense (O&M)	ZI	9000000552	11/30/2012	157.69
52000000	M&S Expense (O&M)	ZI	9000000554	11/30/2012	195.75
52000000	M&S Expense (O&M)	ZI	9000000555	11/30/2012	56.29
52000000	M&S Expense (O&M)	ZI	9000000556	11/30/2012	284.00
52000000	M&S Expense (O&M)	ZI	9000000562	11/30/2012	434.13
52000000	M&S Expense (O&M)	ZI	9000000563	11/30/2012	28.42
52000000	M&S Expense (O&M)	ZI	9000000564	11/30/2012	21.15
52000000	M&S Expense (O&M)	ZI	9000000566	11/30/2012	4.27
52000000	M&S Expense (O&M)	ZI	9000000569	11/30/2012	8.54
52000000	M&S Expense (O&M)	ZI	9000000576	11/30/2012	174.85
52000000	M&S Expense (O&M)	ZI	9000000577	11/30/2012	55.08
52000000	M&S Expense (O&M)	ZI	9000000580	11/30/2012	21.18
52000000	M&S Expense (O&M)	ZI	9000000582	11/30/2012	665.93
52000000	M&S Expense (O&M)	ZI	9000000588	11/30/2012	127.07
52000000	M&S Expense (O&M)	ZI	9000000590	11/30/2012	7.69
52000000	M&S Expense (O&M)	ZI	9000000595	11/30/2012	102.76
52000000	M&S Expense (O&M)	ZI	9000000597	11/30/2012	38.06
52000000	M&S Expense (O&M)	ZI	9000000603	11/30/2012	112.67
52000000	M&S Expense (O&M)	ZI	9000000606	11/30/2012	1,045.00
52000000	M&S Expense (O&M)	ZI	9000000607	11/30/2012	197.16
52000000	M&S Expense (O&M)	ZI	9000000613	11/30/2012	38.56
52000000	M&S Expense (O&M)	ZI	9000000616	11/30/2012	471.95
52000000	M&S Expense (O&M)	ZI	9000000617	11/30/2012	168.37
52000000	M&S Expense (O&M)	ZI	9000000618	11/30/2012	1,010.85
52000000	M&S Expense (O&M)	ZI	9000000619	11/30/2012	345.07
52000000	M&S Expense (O&M)	ZI	9000000620	11/30/2012	9.95
52000000	M&S Expense (O&M)	ZI	9000000621	11/30/2012	101.62
52000000	M&S Expense (O&M)	ZI	9000000626	11/30/2012	2.73
52000000	M&S Expense (O&M)	ZI	9000000627	11/30/2012	59.93
52000000	M&S Expense (O&M)	ZI	9000000633	11/30/2012	(8.00)
52000000	M&S Expense (O&M)	ZI	9000000635	11/30/2012	4.21
52000000	M&S Expense (O&M)	ZI	9000000637	11/30/2012	24.25
52000000	M&S Expense (O&M)	ZI	9000000638	11/30/2012	48.02
52000000	M&S Expense (O&M)	ZI	9000000639	11/30/2012	4.27
52000000	M&S Expense (O&M)	ZI	9000000644	11/30/2012	8.54
52000000	M&S Expense (O&M)	ZI	9000000648	11/30/2012	293.65

Kentucky American Water Company  
Case No. 2012-00520  
Response to PSC DR1, Item 31

Account	Description	Doc Type	Document Number	Posting Date	Amount
52000000	M&S Expense (O&M)	ZI	9000000649	11/30/2012	20.78
52000000	M&S Expense (O&M)	ZI	9000000653	11/30/2012	51.00
52000000	M&S Expense (O&M)	ZI	9000000656	11/30/2012	65.68
52000000	M&S Expense (O&M)	ZI	9000000657	11/30/2012	190.81
52000000	M&S Expense (O&M)	ZI	9000000658	11/30/2012	1,412.22
52000000	M&S Expense (O&M)	ZI	9000000659	11/30/2012	217.20
52000000	M&S Expense (O&M)	ZI	9000000660	11/30/2012	76.55
52000000	M&S Expense (O&M)	ZI	9000000660	11/30/2012	227.92
52000000	M&S Expense (O&M)	ZI	9000000661	11/30/2012	49.70
52000000	M&S Expense (O&M)	ZI	9000000662	11/30/2012	38.86
52000000	M&S Expense (O&M)	ZI	9000000663	11/30/2012	12.70
52000000	M&S Expense (O&M)	ZI	9000000672	11/30/2012	(17.48)
52000000	M&S Expense (O&M)	ZI	9000000679	11/30/2012	91.50
52000000	M&S Expense (O&M)	ZI	9000000680	11/30/2012	84.19
52000000	M&S Expense (O&M)	ZI	9000000685	11/30/2012	246.75
52000000	M&S Expense (O&M)	ZI	9000000686	11/30/2012	1,121.60
52000000	M&S Expense (O&M)	ZI	9000000688	11/30/2012	33.32
52000000	M&S Expense (O&M)	ZI	9000000689	11/30/2012	46.03
52000000	M&S Expense (O&M)	ZI	9000000690	11/30/2012	14.50
52000000	M&S Expense (O&M)	ZI	9000000694	11/30/2012	12.72
52000000	M&S Expense (O&M)	ZI	9000000695	11/30/2012	954.00
52000000	M&S Expense (O&M)	ZI	9000000699	11/30/2012	150.00
52000000	M&S Expense (O&M)	ZI	9000000711	11/30/2012	34.98
52000000	M&S Expense (O&M)	ZI	9000000728	11/30/2012	294.63
52000000	M&S Expense (O&M)	ZI	9000000729	11/30/2012	86.68
52000000	M&S Expense (O&M)	ZI	9000000731	11/30/2012	21.08
52000000	M&S Expense (O&M)	ZI	9000000733	11/30/2012	1,171.00
52000000	M&S Expense (O&M)	ZI	9000000735	11/30/2012	276.95
52000000	M&S Expense (O&M)	ZI	9000000736	11/30/2012	33.80
52000000	M&S Expense (O&M)	ZI	9000000739	11/30/2012	1,795.78
52000000	M&S Expense (O&M)	ZI	9000000741	11/30/2012	3.52
52000000	M&S Expense (O&M)	ZI	9000000742	11/30/2012	(3.26)
52000000	M&S Expense (O&M)	ZI	9000000743	11/30/2012	3.26
52000000	M&S Expense (O&M)	ZI	9000000751	11/30/2012	69.38
52000000	M&S Expense (O&M)	ZI	9000000752	11/30/2012	65.46
52000000	M&S Expense (O&M)	ZI	9000000754	11/30/2012	110.59
52000000	M&S Expense (O&M)	ZI	9000000755	11/30/2012	39.86
52000000	M&S Expense (O&M)	ZI	9000000758	11/30/2012	40.91
52000000	M&S Expense (O&M)	ZI	9000000761	11/30/2012	73.57
52000000	M&S Expense (O&M)	ZI	9000000762	11/30/2012	109.57
52000000	M&S Expense (O&M)	ZI	9000000763	11/30/2012	13.00
52000000	M&S Expense (O&M)	ZI	9000000764	11/30/2012	5.64
52000000	M&S Expense (O&M)	ZI	9000000766	11/30/2012	8.54
52000000	M&S Expense (O&M)	ZI	9000000768	11/30/2012	3.71
52000000	M&S Expense (O&M)	ZI	9000000769	11/30/2012	115.18
52000000	M&S Expense (O&M)	ZI	9000000773	11/30/2012	68.80
52000000	M&S Expense (O&M)	ZI	9000000784	11/30/2012	26.46
52000000	M&S Expense (O&M)	ZI	9000000785	11/30/2012	89.62
52000000	M&S Expense (O&M)	ZI	9000000789	11/30/2012	477.00
52000000	M&S Expense (O&M)	ZI	9000000817	11/30/2012	105.67
52000000	M&S Expense (O&M)	ZI	9000000818	11/30/2012	1,374.45
52000000	M&S Expense (O&M)	ZI	9000000819	11/30/2012	9.72
52000000	M&S Expense (O&M)	ZI	9000000831	11/30/2012	103.33
52000000	M&S Expense (O&M)	ZI	9000000832	11/30/2012	154.33
52000000	M&S Expense (O&M)	ZI	9000000833	11/30/2012	18.13
52000000	M&S Expense (O&M)	ZI	9000000834	11/30/2012	151.22
52000000	M&S Expense (O&M)	ZI	9000000835	11/30/2012	68.94
52000000	M&S Expense (O&M)	ZI	9000000836	11/30/2012	887.20
52000000	M&S Expense (O&M)	ZI	9000000837	11/30/2012	16.80
52000000	M&S Expense (O&M)	ZI	9000000842	11/30/2012	8.54
52000000	M&S Expense (O&M)	ZI	9000000855	11/30/2012	25.38
52000000	M&S Expense (O&M)	ZI	9000000867	11/30/2012	85.84
52000000	M&S Expense (O&M)	ZI	9000000869	11/30/2012	1,518.29
52000000	M&S Expense (O&M)	ZI	9000000872	11/30/2012	12.99
52000000	M&S Expense (O&M)	ZI	9000000874	11/30/2012	1,099.84
52000000	M&S Expense (O&M)	ZI	9000000877	11/30/2012	1.66
52000000	M&S Expense (O&M)	ZI	9000000884	11/30/2012	7.78
52000000	M&S Expense (O&M)	ZI	9000000885	11/30/2012	235.32
52000000	M&S Expense (O&M)	ZI	9000000887	11/30/2012	20.99
52000000	M&S Expense (O&M)	ZI	9000000891	11/30/2012	114.69
52000000	M&S Expense (O&M)	ZI	9000000892	11/30/2012	43.27
52000000	M&S Expense (O&M)	ZI	9000000894	11/30/2012	(161.23)
52000000	M&S Expense (O&M)	ZI	9000000904	11/30/2012	293.16
52000000	M&S Expense (O&M)	ZI	9000000905	11/30/2012	378.84
52000000	M&S Expense (O&M)	ZI	9000000906	11/30/2012	146.22
52000000	M&S Expense (O&M)	ZI	9000000908	11/30/2012	193.46
52000000	M&S Expense (O&M)	ZI	9000000909	11/30/2012	17.50

Kentucky American Water Company  
Case No. 2012-00520  
Response to PSC DR1, Item 31

Account	Description	Doc Type	Document Number	Posting Date	Amount
52000000	M&S Expense (O&M)	ZI	9000000914	11/30/2012	7.58
52000000	M&S Expense (O&M)	ZI	9000000915	11/30/2012	225.99
52000000	M&S Expense (O&M)	ZI	9000000916	11/30/2012	29.26
52000000	M&S Expense (O&M)	ZI	9000000917	11/30/2012	105.96
52000000	M&S Expense (O&M)	ZI	9000000919	11/30/2012	8.54
52000000	M&S Expense (O&M)	ZI	9000000922	11/30/2012	705.55
52000000	M&S Expense (O&M)	ZI	9000000923	11/30/2012	629.62
52000000	M&S Expense (O&M)	ZI	9000000924	11/30/2012	425.66
52000000	M&S Expense (O&M)	ZI	9000000925	11/30/2012	91.60
52000000	M&S Expense (O&M)	ZI	9000000930	11/30/2012	31.08
52000000	M&S Expense (O&M)	ZI	9000000931	11/30/2012	11.52
52000000	M&S Expense (O&M)	ZI	9000000932	11/30/2012	2,227.00
52000000	M&S Expense (O&M)	ZI	9000000933	11/30/2012	147.11
52000000	M&S Expense (O&M)	ZI	9000000935	11/30/2012	536.74
52000000	M&S Expense (O&M)	ZI	9000000936	11/30/2012	1,308.04
52000000	M&S Expense (O&M)	ZI	9000000937	11/30/2012	56.56
52000000	M&S Expense (O&M)	ZI	9000000945	11/30/2012	32.87
52000000	M&S Expense (O&M)	ZI	9000000946	11/30/2012	350.56
52000000	M&S Expense (O&M)	ZI	9000000947	11/30/2012	236.76
52000000	M&S Expense (O&M)	ZI	9000000948	11/30/2012	72.01
52000000	M&S Expense (O&M)	ZI	9000000949	11/30/2012	64.76
52000000	M&S Expense (O&M)	ZI	9000000950	11/30/2012	(423.11)
52000000	M&S Expense (O&M)	ZI	9000000951	11/30/2012	(423.11)
52000000	M&S Expense (O&M)	ZI	9000000952	11/30/2012	423.11
52000000	M&S Expense (O&M)	ZI	9000000955	11/30/2012	186.48
52000000	M&S Expense (O&M)	ZI	9000000959	11/30/2012	56.28
52000000	M&S Expense (O&M)	ZI	9000000963	11/30/2012	8.16
52000000	M&S Expense (O&M)	ZI	9000000973	11/30/2012	187.92
52000000	M&S Expense (O&M)	ZI	9000000974	11/30/2012	132.03
52000000	M&S Expense (O&M)	ZI	9000000977	11/30/2012	9.20
52000000	M&S Expense (O&M)	ZI	9000000981	11/30/2012	8.54
52000000	M&S Expense (O&M)	ZI	9000000984	11/30/2012	35.27
52000000	M&S Expense (O&M)	ZI	9000000985	11/30/2012	66.21
52000000	M&S Expense (O&M)	ZI	9000000987	11/30/2012	21.98
52000000	M&S Expense (O&M)	ZI	9000000988	11/30/2012	14.84
52000000	M&S Expense (O&M)	ZI	9000000989	11/30/2012	19.73
52000000	M&S Expense (O&M)	ZI	9000000992	11/30/2012	37.18
52000000	M&S Expense (O&M)	ZI	9000001000	11/30/2012	72.63
52000000	M&S Expense (O&M)	ZI	9000001006	11/30/2012	73.00
52000000	M&S Expense (O&M)	ZI	9000001016	11/30/2012	41.19
52000000	M&S Expense (O&M)	ZI	9000001021	11/30/2012	152.54
52000000	M&S Expense (O&M)	ZI	9000001021	11/30/2012	196.94
52000000	M&S Expense (O&M)	ZI	9000001022	11/30/2012	43.48
52000000	M&S Expense (O&M)	ZI	9000001025	11/30/2012	93.80
52000000	M&S Expense (O&M)	ZI	9000001026	11/30/2012	280.66
52000000	M&S Expense (O&M)	ZI	9000001027	11/30/2012	82.64
52000000	M&S Expense (O&M)	ZI	9000001030	11/30/2012	66.86
52000000	M&S Expense (O&M)	ZI	9000001031	11/30/2012	549.53
52000000	M&S Expense (O&M)	ZI	9000001032	11/30/2012	399.67
52000000	M&S Expense (O&M)	ZI	9000001036	11/30/2012	293.20
52000000	M&S Expense (O&M)	ZI	9000001046	11/30/2012	121.76
52000000	M&S Expense (O&M)	ZI	9000001046	11/30/2012	332.89
52000000	M&S Expense (O&M)	ZI	9000001048	11/30/2012	34.98
52000000	M&S Expense (O&M)	ZI	9000001050	11/30/2012	80.62
52000000	M&S Expense (O&M)	ZI	9000001051	11/30/2012	28.04
52000000	M&S Expense (O&M)	ZI	9000001062	11/30/2012	6.73
52000000	M&S Expense (O&M)	ZI	9000001077	11/30/2012	189.91
52000000	M&S Expense (O&M)	ZI	9000001097	11/30/2012	7.28
52000000	M&S Expense (O&M)	ZI	9000001386	11/30/2012	2,785.55
52000000	M&S Expense (O&M)	CF	9300004685	11/30/2012	(68.35)
52000000	M&S Expense (O&M)	CF	9300004685	11/30/2012	68.35
52000000	M&S Expense (O&M)	CF	9300004686	11/30/2012	(39.58)
52000000	M&S Expense (O&M)	CF	9300004686	11/30/2012	39.58
52000000	M&S Expense (O&M)	CF	9300004687	11/30/2012	(154.34)
52000000	M&S Expense (O&M)	CF	9300004687	11/30/2012	154.34
52000000	M&S Expense (O&M)	CF	9300004688	11/30/2012	(100.70)
52000000	M&S Expense (O&M)	CF	9300004688	11/30/2012	100.70
52000000	M&S Expense (O&M)	CF	9300004689	11/30/2012	(812.04)
52000000	M&S Expense (O&M)	CF	9300004689	11/30/2012	812.04
52000000	M&S Expense (O&M)	CF	9300004690	11/30/2012	(38.66)
52000000	M&S Expense (O&M)	CF	9300004690	11/30/2012	38.66
52000000	M&S Expense (O&M)	CF	9300004885	11/30/2012	(49.46)
52000000	M&S Expense (O&M)	CF	9300004885	11/30/2012	49.46
52000000	M&S Expense (O&M)	CF	9300004886	11/30/2012	(27.81)
52000000	M&S Expense (O&M)	CF	9300004886	11/30/2012	27.81
52000000	M&S Expense (O&M)	CF	9300004887	11/30/2012	(61.35)
52000000	M&S Expense (O&M)	CF	9300004887	11/30/2012	61.35

Kentucky American Water Company  
Case No. 2012-00520  
Response to PSC DR1, Item 31

Account	Description	Doc Type	Document Number	Posting Date	Amount
52000000	M&S Expense (O&M)	CF	9300004888	11/30/2012	(68.78)
52000000	M&S Expense (O&M)	CF	9300004888	11/30/2012	68.78
52000000	M&S Expense (O&M)	CF	9300004889	11/30/2012	(24.73)
52000000	M&S Expense (O&M)	CF	9300004889	11/30/2012	24.73
52000000	M&S Expense (O&M)	CF	9300004890	11/30/2012	(68.87)
52000000	M&S Expense (O&M)	CF	9300004890	11/30/2012	68.87
52000000	M&S Expense (O&M)	CF	9300004891	11/30/2012	(113.69)
52000000	M&S Expense (O&M)	CF	9300004891	11/30/2012	113.69
52000000	M&S Expense (O&M)	CF	9300004892	11/30/2012	(86.49)
52000000	M&S Expense (O&M)	CF	9300004892	11/30/2012	86.49
52000000	M&S Expense (O&M)	UT	9300004536	11/30/2012	(762.38)
52000000	M&S Expense (O&M)	UZ	2000000530	11/30/2012	(392.71)
52000000	M&S Expense (O&M)	UZ	2000000515	11/30/2012	(70.82)
52000000	M&S Expense (O&M)	UZ	2000000547	11/30/2012	(189.91)
52000000	M&S Expense (O&M)	UZ	2000000521	11/30/2012	702.50
52000000	M&S Expense (O&M)	UZ	2000000521	11/30/2012	(780.88)
52000000	M&S Expense (O&M)	UZ	2000000515	11/30/2012	(644.04)
52000000	M&S Expense (O&M)	UZ	2000000515	11/30/2012	(801.94)
52000000	M&S Expense (O&M)	UZ	2000000515	11/30/2012	(1,174.17)
52000000	M&S Expense (O&M)	UZ	2000000515	11/30/2012	(188.69)
52000000	M&S Expense (O&M)	UZ	2000000515	11/30/2012	(784.28)
52000000	M&S Expense (O&M)	CS	9300005011	11/30/2012	(424.48)
52000000	M&S Expense (O&M)	CS	9300004605	11/30/2012	(2,968.79)
52000000	M&S Expense (O&M)	CS	9300004948	11/30/2012	(15,447.04)
52000000	M&S Expense (O&M)	CS	9300004997	11/30/2012	(297.54)
52000000	M&S Expense (O&M)	CS	9300005796	11/30/2012	(21.20)
52000000	M&S Expense (O&M)	CS	9300004426	11/30/2012	(930.41)
52000000	M&S Expense (O&M)	CS	9300004958	11/30/2012	(690.30)
52000000	M&S Expense (O&M)	CS	9300004894	11/30/2012	(1,583.11)
52000000	M&S Expense (O&M)	CS	9300004939	11/30/2012	(299.39)
52000000	M&S Expense (O&M)	CS	9300004900	11/30/2012	(1,856.42)
52000000	M&S Expense (O&M)	CS	9300004976	11/30/2012	(1,568.36)
52000000	M&S Expense (O&M)	CS	9300004607	11/30/2012	(296.72)
52000000	M&S Expense (O&M)	CS	9300004950	11/30/2012	(302.14)
52000000	M&S Expense (O&M)	CS	9300004622	11/30/2012	(1,262.89)
52000000	M&S Expense (O&M)	CS	9300004873	11/30/2012	(1,860.96)
52000000	M&S Expense (O&M)	CS	9300004960	11/30/2012	(3,413.67)
52000000	M&S Expense (O&M)	CS	9300005007	11/30/2012	(3,414.30)
52000000	M&S Expense (O&M)	CS	9300005803	11/30/2012	(2,205.50)
52000000	M&S Expense (O&M)	CS	9300004912	11/30/2012	(2,791.56)
52000000	M&S Expense (O&M)	CS	9300004927	11/30/2012	(17.02)
52000000	M&S Expense (O&M)	CS	9300004545	11/30/2012	81,850.90
52000000	M&S Expense (O&M)	CS	9300004897	11/30/2012	(399.46)
52000000	M&S Expense (O&M)	CS	9300004974	11/30/2012	(4,974.10)
52000000	M&S Expense (O&M)	CS	9300004821	11/30/2012	(163.77)
52000000	M&S Expense (O&M)	CS	9300004922	11/30/2012	(950.59)
52000000	M&S Expense (O&M)	CS	9300004984	11/30/2012	(456.68)
52000000	M&S Expense (O&M)	CS	9300005009	11/30/2012	(216.96)
52000000	M&S Expense (O&M)	CS	9300004936	11/30/2012	(160.44)
52000000	M&S Expense (O&M)	CS	9300004993	11/30/2012	(6.88)
52000000	M&S Expense (O&M)	CS	9300004365	11/30/2012	(211.27)
52000000	M&S Expense (O&M)	CS	9300004907	11/30/2012	(275.88)
52000000	M&S Expense (O&M)	CS	9300004954	11/30/2012	(3,403.58)
52000000	M&S Expense (O&M)	CS	9300005000	11/30/2012	(6.27)
52000000	M&S Expense (O&M)	CS	9300004905	11/30/2012	(139.33)
52000000	M&S Expense (O&M)	CS	9300004934	11/30/2012	(108.66)
52000000	M&S Expense (O&M)	CS	9300004992	11/30/2012	(757.04)
52000000	M&S Expense (O&M)	CS	9300004925	11/30/2012	(4,689.08)
52000000	M&S Expense (O&M)	CS	9300004989	11/30/2012	(527.11)
52000000	M&S Expense (O&M)	CS	9300005789	11/30/2012	(233.86)
52000000	M&S Expense (O&M)	CS	9300004957	11/30/2012	(279.84)
52000000	M&S Expense (O&M)	CS	9300005003	11/30/2012	(219.04)
52000000	M&S Expense (O&M)	CS	9300004379	11/30/2012	(1,660.34)
52000000	M&S Expense (O&M)	CS	9300004573	11/30/2012	(4,947.29)
52000000	M&S Expense (O&M)	CS	9300004646	11/30/2012	(1,145.15)
52000000	M&S Expense (O&M)	CS	9300004823	11/30/2012	(115.44)
52000000	M&S Expense (O&M)	CS	9300004924	11/30/2012	(25,447.47)
52000000	M&S Expense (O&M)	CS	9300004985	11/30/2012	(5,046.87)
52000000	M&S Expense (O&M)	CS	9300005020	11/30/2012	(9,600.00)
52000000	M&S Expense (O&M)	CS	9300005787	11/30/2012	(7,675.23)
52000000	M&S Expense (O&M)	CS	9300004956	11/30/2012	(629.62)
52000000	M&S Expense (O&M)	CS	9300004442	11/30/2012	(1,749.00)
52000000	M&S Expense (O&M)	CS	9300004972	11/30/2012	(246.75)
52000000	M&S Expense (O&M)	CS	9300004358	11/30/2012	(44.52)
52000000	M&S Expense (O&M)	CS	9300004572	11/30/2012	(222.60)
52000000	M&S Expense (O&M)	CS	9300004650	11/30/2012	(49.61)
52000000	M&S Expense (O&M)	CS	9300004952	11/30/2012	(3,689.97)

Kentucky American Water Company  
Case No. 2012-00520  
Response to PSC DR1, Item 31

Account	Description	Doc Type	Document Number	Posting Date	Amount
52000000	M&S Expense (O&M)	CS	9300004434	11/30/2012	(7,229.60)
52000000	M&S Expense (O&M)	CS	9300004627	11/30/2012	(2,852.43)
52000000	M&S Expense (O&M)	CS	9300004666	11/30/2012	(3,420.47)
52000000	M&S Expense (O&M)	CS	9300004877	11/30/2012	1,145.32
52000000	M&S Expense (O&M)	CS	9300004964	11/30/2012	(2,484.61)
52000000	M&S Expense (O&M)	CS	9300004919	11/30/2012	(1,766.40)
52000000	M&S Expense (O&M)	CS	9300004385	11/30/2012	(4,170.58)
52000000	M&S Expense (O&M)	CS	9300004579	11/30/2012	(1,235.50)
52000000	M&S Expense (O&M)	CS	9300004649	11/30/2012	(1,068.37)
52000000	M&S Expense (O&M)	CS	9300004829	11/30/2012	(89.70)
52000000	M&S Expense (O&M)	CS	9300004928	11/30/2012	(4,411.38)
52000000	M&S Expense (O&M)	CS	9300004990	11/30/2012	(2,488.68)
52000000	M&S Expense (O&M)	CS	9300005790	11/30/2012	(1,349.74)
52000000	M&S Expense (O&M)	CS	9300004930	11/30/2012	(105.95)
52000000	M&S Expense (O&M)	CS	9300004852	11/30/2012	68.35
52000000	M&S Expense (O&M)	CS	9300004656	11/30/2012	(1,878.56)
52000000	M&S Expense (O&M)	CS	9300004575	11/30/2012	(57.81)
52000000	M&S Expense (O&M)	UZ	2000000549	11/30/2012	(1,328.64)
52000000	M&S Expense (O&M)	UZ	2000000530	11/30/2012	(1,322.06)
52000000	M&S Expense (O&M)	UZ	2000000543	11/30/2012	(138.86)
52000000	M&S Expense (O&M)	CS	9300004785	11/30/2012	(1,213.67)
52000000	M&S Expense (O&M)	CS	9300004893	11/30/2012	(501.18)
52000000	M&S Expense (O&M)	UZ	2000000530	11/30/2012	(5,954.36)
52000000	M&S Expense (O&M)	UZ	2000000515	11/30/2012	(1,331.83)
52000000	M&S Expense (O&M)	UZ	2000000532	11/30/2012	2,708.28
52000000	M&S Expense (O&M)	UZ	2000000532	11/30/2012	(7,185.58)
52000000	M&S Expense (O&M)	UZ	2000000542	11/30/2012	(2,708.28)
52000000	M&S Expense (O&M)	UZ	2000000547	11/30/2012	(34.98)
52000000	M&S Expense (O&M)	UZ	2000000532	11/30/2012	(285.68)
52000000	M&S Expense (O&M)	UZ	2000000532	11/30/2012	(493.57)
52000000	M&S Expense (O&M)	UZ	2000000549	11/30/2012	(98.98)
52000000	M&S Expense (O&M)	UZ	2000000532	11/30/2012	(562.75)
52000000	M&S Expense (O&M)	UZ	2000000532	11/30/2012	(2,388.42)
52000000	M&S Expense (O&M)	UZ	2000000542	11/30/2012	(1,582.87)
52000000	M&S Expense (O&M)	UZ	2000000532	11/30/2012	(1,267.07)
52000000	M&S Expense (O&M)	UZ	2000000547	11/30/2012	(66.86)
52000000	M&S Expense (O&M)	UZ	2000000532	11/30/2012	(69.50)
52000000	M&S Expense (O&M)	UZ	2000000532	11/30/2012	(1,657.77)
52000000	M&S Expense (O&M)	UZ	2000000530	11/30/2012	(232.78)
52000000	M&S Expense (O&M)	UZ	2000000549	11/30/2012	(298.73)
52000000	M&S Expense (O&M)	UZ	2000000532	11/30/2012	(180.37)
52000000	M&S Expense (O&M)	UZ	2000000547	11/30/2012	(547.78)
52000000	M&S Expense (O&M)	UZ	2000000551	11/30/2012	(199.90)
52000000	M&S Expense (O&M)	UZ	2000000530	11/30/2012	(639.04)
52001200	M&S Oper P	CS	9300005011	11/30/2012	424.48
52001300	M&S Oper WT	CS	9300004605	11/30/2012	2,968.79
52001300	M&S Oper WT	CS	9300004948	11/30/2012	15,447.04
52001300	M&S Oper WT	CS	9300004997	11/30/2012	297.54
52001300	M&S Oper WT	CS	9300005796	11/30/2012	21.20
52001300	M&S Oper WT	CS	9300004426	11/30/2012	930.41
52001300	M&S Oper WT	CS	9300004958	11/30/2012	690.30
52001300	M&S Oper WT	CS	9300004894	11/30/2012	1,583.11
52001300	M&S Oper WT	CS	9300004939	11/30/2012	299.39
52001300	M&S Oper WT	CS	9300004900	11/30/2012	1,856.42
52001300	M&S Oper WT	CS	9300004976	11/30/2012	1,568.36
52001400	M&S Oper TD	CS	9300004607	11/30/2012	296.72
52001400	M&S Oper TD	CS	9300004950	11/30/2012	302.14
52001400	M&S Oper TD	CS	9300004622	11/30/2012	1,262.89
52001400	M&S Oper TD	CS	9300004873	11/30/2012	1,860.96
52001400	M&S Oper TD	CS	9300004960	11/30/2012	3,413.67
52001400	M&S Oper TD	CS	9300005007	11/30/2012	3,414.30
52001400	M&S Oper TD	CS	9300005803	11/30/2012	2,205.50
52001400	M&S Oper TD	CS	9300004912	11/30/2012	2,791.56
52001400	M&S Oper TD	CS	9300004927	11/30/2012	17.02
52001600	M&S Oper AG	CS	9300004545	11/30/2012	(81,850.90)
52001600	M&S Oper AG	CS	9300004897	11/30/2012	399.46
52001600	M&S Oper AG	CS	9300004974	11/30/2012	4,974.10
52001600	M&S Oper AG	CS	9300004821	11/30/2012	163.77
52001600	M&S Oper AG	CS	9300004922	11/30/2012	950.59
52001600	M&S Oper AG	CS	9300004984	11/30/2012	456.68
52001600	M&S Oper AG	CS	9300005009	11/30/2012	216.96
52001600	M&S Oper AG	CS	9300004936	11/30/2012	160.44
52001600	M&S Oper AG	CS	9300004993	11/30/2012	6.88
52001600	M&S Oper AG	CS	9300004365	11/30/2012	211.27
52001600	M&S Oper AG	CS	9300004907	11/30/2012	275.88
52001600	M&S Oper AG	CS	9300004954	11/30/2012	3,403.58
52001600	M&S Oper AG	CS	9300005000	11/30/2012	6.27



Kentucky American Water Company  
Case No. 2012-00520  
Response to PSC DR1, Item 31

Account	Description	Doc Type	Document Number	Posting Date	Amount
52001600	M&S Oper AG	CS	9300004905	11/30/2012	139.33
52001600	M&S Oper AG	CS	9300004934	11/30/2012	108.66
52001600	M&S Oper AG	CS	9300004992	11/30/2012	757.04
52500000	Misc Expense (O&M)	SA	100001846	11/30/2012	281.84
52500000	Misc Expense (O&M)	SA	100001885	11/30/2012	588.52
52500000	Misc Expense (O&M)	SA	100001922	11/30/2012	(163.13)
52500000	Misc Expense (O&M)	SA	100001927	11/30/2012	130,551.12
52500000	Misc Expense (O&M)	SA	100001929	11/30/2012	163.13
52500000	Misc Expense (O&M)	SA	100001941	11/30/2012	796.42
52500000	Misc Expense (O&M)	SA	100001942	11/30/2012	4,756.17
52500000	Misc Expense (O&M)	SA	100001944	11/30/2012	1,398.75
52500000	Misc Expense (O&M)	SV	100001963	11/30/2012	108.76
52500000	Misc Expense (O&M)	SA	100001964	11/30/2012	(20.00)
52500000	Misc Expense (O&M)	SA	100001991	11/30/2012	341.52
52500000	Misc Expense (O&M)	SA	100001992	11/30/2012	4,152.36
52500000	Misc Expense (O&M)	SA	100001996	11/30/2012	561.20
52500000	Misc Expense (O&M)	SA	100001997	11/30/2012	1,398.75
52500000	Misc Expense (O&M)	SV	100002018	11/30/2012	105.51
52500000	Misc Expense (O&M)	SV	100002018	11/30/2012	111.50
52500000	Misc Expense (O&M)	SV	100002018	11/30/2012	317.56
52500000	Misc Expense (O&M)	SV	100002018	11/30/2012	57.15
52500000	Misc Expense (O&M)	SV	100002018	11/30/2012	4.49
52500000	Misc Expense (O&M)	SV	100002018	11/30/2012	49.79
52500000	Misc Expense (O&M)	SA	100002025	11/30/2012	(72.71)
52500000	Misc Expense (O&M)	SA	100002025	11/30/2012	(72.71)
52500000	Misc Expense (O&M)	SA	100002038	11/30/2012	(18,570.43)
52500000	Misc Expense (O&M)	SA	100002038	11/30/2012	(3,874.39)
52500000	Misc Expense (O&M)	SA	100002038	11/30/2012	32.23
52500000	Misc Expense (O&M)	WE	5000003454	11/30/2012	4,410.00
52500000	Misc Expense (O&M)	ZI	9000000025	11/30/2012	140.40
52500000	Misc Expense (O&M)	ZI	9000000081	11/30/2012	104.93
52500000	Misc Expense (O&M)	ZI	9000000106	11/30/2012	105.88
52500000	Misc Expense (O&M)	ZI	9000000119	11/30/2012	75.36
52500000	Misc Expense (O&M)	ZI	9000000132	11/30/2012	18.36
52500000	Misc Expense (O&M)	ZI	9000000179	11/30/2012	59.99
52500000	Misc Expense (O&M)	ZI	9000000217	11/30/2012	280.00
52500000	Misc Expense (O&M)	ZI	9000000231	11/30/2012	569.01
52500000	Misc Expense (O&M)	ZI	9000000232	11/30/2012	106.01
52500000	Misc Expense (O&M)	ZI	9000000268	11/30/2012	12.70
52500000	Misc Expense (O&M)	ZI	9000000288	11/30/2012	124.02
52500000	Misc Expense (O&M)	ZI	9000000315	11/30/2012	17.99
52500000	Misc Expense (O&M)	ZI	9000000329	11/30/2012	170.66
52500000	Misc Expense (O&M)	ZI	9000000359	11/30/2012	21.20
52500000	Misc Expense (O&M)	ZI	9000000366	11/30/2012	223.64
52500000	Misc Expense (O&M)	ZI	9000000371	11/30/2012	18.93
52500000	Misc Expense (O&M)	ZI	9000000387	11/30/2012	9.67
52500000	Misc Expense (O&M)	ZI	9000000392	11/30/2012	63.60
52500000	Misc Expense (O&M)	ZI	9000000415	11/30/2012	1,399.83
52500000	Misc Expense (O&M)	ZI	9000000473	11/30/2012	287.83
52500000	Misc Expense (O&M)	ZI	9000000540	11/30/2012	31.75
52500000	Misc Expense (O&M)	ZI	9000000544	11/30/2012	121.65
52500000	Misc Expense (O&M)	ZI	9000000574	11/30/2012	114.48
52500000	Misc Expense (O&M)	ZI	9000000583	11/30/2012	71.90
52500000	Misc Expense (O&M)	ZI	9000000585	11/30/2012	810.65
52500000	Misc Expense (O&M)	ZI	9000000634	11/30/2012	178.08
52500000	Misc Expense (O&M)	ZI	9000000691	11/30/2012	53.32
52500000	Misc Expense (O&M)	ZI	9000000770	11/30/2012	20.00
52500000	Misc Expense (O&M)	ZI	9000000800	11/30/2012	(90.00)
52500000	Misc Expense (O&M)	ZI	9000000804	11/30/2012	37.07
52500000	Misc Expense (O&M)	ZI	9000000810	11/30/2012	81.73
52500000	Misc Expense (O&M)	ZI	9000000870	11/30/2012	1,971.60
52500000	Misc Expense (O&M)	ZI	9000000895	11/30/2012	(37.07)
52500000	Misc Expense (O&M)	ZI	9000000910	11/30/2012	443.74
52500000	Misc Expense (O&M)	ZI	9000000911	11/30/2012	16.46
52500000	Misc Expense (O&M)	ZI	9000000913	11/30/2012	66.56
52500000	Misc Expense (O&M)	ZI	9000000921	11/30/2012	7.73
52500000	Misc Expense (O&M)	ZI	9000001033	11/30/2012	15.80
52500000	Misc Expense (O&M)	ZI	9000001079	11/30/2012	188.68
52500000	Misc Expense (O&M)	ZI	9000001092	11/30/2012	27.56
52500000	Misc Expense (O&M)	ZI	9000001093	11/30/2012	68.90
52500000	Misc Expense (O&M)	CS	9300005025	11/30/2012	(4,835.72)
52500000	Misc Expense (O&M)	CS	9300004440	11/30/2012	0.08
52500000	Misc Expense (O&M)	CS	9300004883	11/30/2012	163.13
52500000	Misc Expense (O&M)	CS	9300004969	11/30/2012	(163.13)
52500000	Misc Expense (O&M)	CS	9300005013	11/30/2012	20.00
52500000	Misc Expense (O&M)	CS	9300004948	11/30/2012	(1,810.45)
52500000	Misc Expense (O&M)	CS	9300004997	11/30/2012	(1,342.26)

Kentucky American Water Company  
Case No. 2012-00520  
Response to PSC DR1, Item 31

Account	Description	Doc Type	Document Number	Posting Date	Amount
52500000	Misc Expense (O&M)	CS	9300005796	11/30/2012	(423.07)
52500000	Misc Expense (O&M)	CS	9300004426	11/30/2012	(175.64)
52500000	Misc Expense (O&M)	CS	9300004958	11/30/2012	(565.39)
52500000	Misc Expense (O&M)	CS	9300005005	11/30/2012	(635.97)
52500000	Misc Expense (O&M)	CS	9300005801	11/30/2012	(57.15)
52500000	Misc Expense (O&M)	CS	9300004950	11/30/2012	(20.00)
52500000	Misc Expense (O&M)	CS	9300004657	11/30/2012	(259.06)
52500000	Misc Expense (O&M)	CS	9300004941	11/30/2012	(18.93)
52500000	Misc Expense (O&M)	CS	9300005794	11/30/2012	(4.49)
52500000	Misc Expense (O&M)	CS	9300004428	11/30/2012	(7,868.81)
52500000	Misc Expense (O&M)	CS	9300004622	11/30/2012	(1,935.03)
52500000	Misc Expense (O&M)	CS	9300004664	11/30/2012	(307.14)
52500000	Misc Expense (O&M)	CS	9300004873	11/30/2012	(1,798.21)
52500000	Misc Expense (O&M)	CS	9300004960	11/30/2012	(2,906.86)
52500000	Misc Expense (O&M)	CS	9300005007	11/30/2012	(886.20)
52500000	Misc Expense (O&M)	CS	9300004356	11/30/2012	(31.01)
52500000	Misc Expense (O&M)	CS	9300004545	11/30/2012	83,513.22
52500000	Misc Expense (O&M)	CS	9300004798	11/30/2012	(630.90)
52500000	Misc Expense (O&M)	CS	9300004897	11/30/2012	(2,503.65)
52500000	Misc Expense (O&M)	CS	9300004974	11/30/2012	(288.26)
52500000	Misc Expense (O&M)	CS	9300006085	11/30/2012	3,874.39
52500000	Misc Expense (O&M)	CS	9300004355	11/30/2012	(65.46)
52500000	Misc Expense (O&M)	CS	9300004377	11/30/2012	(47.17)
52500000	Misc Expense (O&M)	CS	9300004570	11/30/2012	(94.34)
52500000	Misc Expense (O&M)	CS	9300004984	11/30/2012	(7.00)
52500000	Misc Expense (O&M)	CS	9300004962	11/30/2012	(324.18)
52500000	Misc Expense (O&M)	CS	9300005009	11/30/2012	(63.60)
52500000	Misc Expense (O&M)	CS	9300004936	11/30/2012	(223.64)
52500000	Misc Expense (O&M)	CS	9300004365	11/30/2012	(37.10)
52500000	Misc Expense (O&M)	CS	9300004552	11/30/2012	(1,020.50)
52500000	Misc Expense (O&M)	CS	9300004807	11/30/2012	(219.74)
52500000	Misc Expense (O&M)	CS	9300004907	11/30/2012	(373.60)
52500000	Misc Expense (O&M)	CS	9300004980	11/30/2012	(234.46)
52500000	Misc Expense (O&M)	CS	9300006087	11/30/2012	18,538.20
52500000	Misc Expense (O&M)	CS	9300004946	11/30/2012	(81.13)
52500000	Misc Expense (O&M)	CS	9300004944	11/30/2012	(15.80)
52500000	Misc Expense (O&M)	CS	9300004424	11/30/2012	(123.92)
52500000	Misc Expense (O&M)	CS	9300004954	11/30/2012	(7.73)
52500000	Misc Expense (O&M)	CS	9300004924	11/30/2012	(12.70)
52500000	Misc Expense (O&M)	CS	9300004956	11/30/2012	(569.01)
52500000	Misc Expense (O&M)	CS	9300004434	11/30/2012	(3,256.71)
52500000	Misc Expense (O&M)	CS	9300004666	11/30/2012	(302.10)
52500000	Misc Expense (O&M)	CS	9300004877	11/30/2012	(125.25)
52500000	Misc Expense (O&M)	CS	9300005806	11/30/2012	(161.29)
52500000	Misc Expense (O&M)	CS	9300004928	11/30/2012	(17.99)
52500000	Misc Expense (O&M)	CS	9300004656	11/30/2012	(281.84)
52500000	Misc Expense (O&M)	CS	9300004938	11/30/2012	(6,951.34)
52500000	Misc Expense (O&M)	CS	9300005024	11/30/2012	(2,301.47)
52500000	Misc Expense (O&M)	CS	9300005981	11/30/2012	145.42
52500000	Misc Expense (O&M)	CS	9300004575	11/30/2012	(2,166.90)
52500000	Misc Expense (O&M)	UZ	2000000530	11/30/2012	(130,551.12)
52500000	Misc Expense (O&M)	UZ	2000000527	11/30/2012	(4,410.00)
52500000	Misc Expense (O&M)	UZ	2000000547	11/30/2012	(810.65)
52500000	Misc Expense (O&M)	UZ	2000000547	11/30/2012	(114.48)
52500000	Misc Expense (O&M)	UZ	2000000535	11/30/2012	1,748.70
52501100	Misc Oper SS	CS	9300005025	11/30/2012	4,835.72
52501200	Misc Oper P	CS	9300004440	11/30/2012	(0.08)
52501200	Misc Oper P	CS	9300004883	11/30/2012	(163.13)
52501200	Misc Oper P	CS	9300004969	11/30/2012	163.13
52501200	Misc Oper P	CS	9300005013	11/30/2012	(20.00)
52501300	Misc Oper WT	CS	9300004948	11/30/2012	1,810.45
52501300	Misc Oper WT	CS	9300004997	11/30/2012	1,342.26
52501300	Misc Oper WT	CS	9300005796	11/30/2012	423.07
52501300	Misc Oper WT	CS	9300004426	11/30/2012	175.64
52501300	Misc Oper WT	CS	9300004958	11/30/2012	565.39
52501300	Misc Oper WT	CS	9300005005	11/30/2012	635.97
52501300	Misc Oper WT	CS	9300005801	11/30/2012	57.15
52501400	Misc Oper TD	CS	9300004950	11/30/2012	20.00
52501400	Misc Oper TD	CS	9300004657	11/30/2012	259.06
52501400	Misc Oper TD	CS	9300004941	11/30/2012	18.93
52501400	Misc Oper TD	CS	9300005794	11/30/2012	4.49
52501400	Misc Oper TD	CS	9300004428	11/30/2012	7,868.81
52501400	Misc Oper TD	CS	9300004622	11/30/2012	1,935.03
52501400	Misc Oper TD	CS	9300004664	11/30/2012	307.14
52501400	Misc Oper TD	CS	9300004873	11/30/2012	1,798.21
52501400	Misc Oper TD	CS	9300004960	11/30/2012	2,906.86
52501400	Misc Oper TD	CS	9300005007	11/30/2012	886.20

Kentucky American Water Company  
Case No. 2012-00520  
Response to PSC DR1, Item 31

Account	Description	Doc Type	Document Number	Posting Date	Amount
52501600	Misc Oper AG	CS	9300004356	11/30/2012	31.01
52501600	Misc Oper AG	CS	9300004545	11/30/2012	(83,513.22)
52501600	Misc Oper AG	CS	9300004798	11/30/2012	630.90
52501600	Misc Oper AG	CS	9300004897	11/30/2012	2,503.65
52501600	Misc Oper AG	CS	9300004974	11/30/2012	288.26
52501600	Misc Oper AG	CS	9300006085	11/30/2012	(3,874.39)
52501600	Misc Oper AG	CS	9300004355	11/30/2012	65.46
52501600	Misc Oper AG	CS	9300004377	11/30/2012	47.17
52501600	Misc Oper AG	CS	9300004570	11/30/2012	94.34
52501600	Misc Oper AG	CS	9300004984	11/30/2012	7.00
52501600	Misc Oper AG	CS	9300004962	11/30/2012	324.18
52501600	Misc Oper AG	CS	9300005009	11/30/2012	63.60
52501600	Misc Oper AG	CS	9300004936	11/30/2012	223.64
52501600	Misc Oper AG	CS	9300004365	11/30/2012	37.10
52501600	Misc Oper AG	CS	9300004552	11/30/2012	1,020.50
52501600	Misc Oper AG	CS	9300004807	11/30/2012	219.74
52501600	Misc Oper AG	CS	9300004907	11/30/2012	373.60
52501600	Misc Oper AG	CS	9300004980	11/30/2012	234.46
52501600	Misc Oper AG	CS	9300006087	11/30/2012	(18,538.20)
52501600	Misc Oper AG	CS	9300004946	11/30/2012	81.13
52501600	Misc Oper AG	CS	9300004944	11/30/2012	15.80
52501600	Misc Oper AG	CS	9300004424	11/30/2012	123.92
52501600	Misc Oper AG	CS	9300004954	11/30/2012	7.73
52503000	Advertising	SA	100002038	11/30/2012	(6,666.11)
52503000	Advertising	ZI	9000001061	11/30/2012	1,148.00
52503000	Advertising	CF	9300004808	11/30/2012	(530.00)
52503000	Advertising	CF	9300004808	11/30/2012	530.00
52503000	Advertising	CF	9300004947	11/30/2012	(1,148.00)
52503000	Advertising	CF	9300004947	11/30/2012	1,148.00
52510000	Bank Svc Charges	SV	100001932	11/30/2012	8,065.75
52510000	Bank Svc Charges	SV	100001983	11/30/2012	15,092.20
52510000	Bank Svc Charges	SA	100002029	11/30/2012	8,195.12
52510000	Bank Svc Charges	SA	100002029	11/30/2012	(8,195.12)
52510000	Bank Svc Charges	KR	5000003467	11/30/2012	7,616.22
52510000	Bank Svc Charges	CS	9300004593	11/30/2012	8,195.12
52510000	Bank Svc Charges	CS	9300004585	11/30/2012	20,579.28
52510000	Bank Svc Charges	CS	9300004652	11/30/2012	(7,530.19)
52510000	Bank Svc Charges	CS	9300004837	11/30/2012	(7,616.22)
52510000	Bank Svc Charges	CS	9300004932	11/30/2012	(8,065.75)
52510000	Bank Svc Charges	CS	9300005021	11/30/2012	(15,092.20)
52510000	Bank Svc Charges	CS	9300006088	11/30/2012	8,195.12
52510000	Bank Svc Charges	CS	9300006084	11/30/2012	(8,195.12)
52510015	Bank Svc Charges-CA	CS	9300004585	11/30/2012	(20,579.28)
52510015	Bank Svc Charges-CA	CS	9300004652	11/30/2012	7,530.19
52510015	Bank Svc Charges-CA	CS	9300004837	11/30/2012	7,616.22
52510015	Bank Svc Charges-CA	CS	9300004932	11/30/2012	8,065.75
52510015	Bank Svc Charges-CA	CS	9300005021	11/30/2012	15,092.20
52510015	Bank Svc Charges-CA	CS	9300006088	11/30/2012	(8,195.12)
52510016	Bank Svc Charges-AG	CS	9300004593	11/30/2012	(8,195.12)
52510016	Bank Svc Charges-AG	CS	9300006084	11/30/2012	8,195.12
52512500	Books&Publications	SV	100002018	11/30/2012	125.70
52512500	Books&Publications	CF	9300005784	11/30/2012	(125.70)
52512500	Books&Publications	CF	9300005784	11/30/2012	125.70
52514500	Charitb Don-H/Ed/En	SA	100002038	11/30/2012	1,500.00
52514500	Charitb Don-H/Ed/En	SA	100002038	11/30/2012	13,000.00
52514500	Charitb Don-H/Ed/En	SA	100002038	11/30/2012	5,000.00
52514500	Charitb Don-H/Ed/En	SA	100002038	11/30/2012	750.00
52514500	Charitb Don-H/Ed/En	SA	100002038	11/30/2012	100.00
52514500	Charitb Don-H/Ed/En	SA	100002038	11/30/2012	2,500.00
52514500	Charitb Don-H/Ed/En	SA	100002038	11/30/2012	500.00
52514500	Charitb Don-H/Ed/En	SA	100002038	11/30/2012	2,500.00
52514500	Charitb Don-H/Ed/En	SA	100002038	11/30/2012	9,789.10
52514500	Charitb Don-H/Ed/En	SA	100002038	11/30/2012	500.00
52514500	Charitb Don-H/Ed/En	SA	100002038	11/30/2012	500.00
52514500	Charitb Don-H/Ed/En	SA	100002038	11/30/2012	500.00
52514500	Charitb Don-H/Ed/En	SA	100002038	11/30/2012	15,000.00
52514500	Charitb Don-H/Ed/En	SA	100002038	11/30/2012	10,000.00
52514500	Charitb Don-H/Ed/En	CF	9300004366	11/30/2012	(100.00)
52514500	Charitb Don-H/Ed/En	CF	9300004366	11/30/2012	100.00
52514500	Charitb Don-H/Ed/En	CF	9300004553	11/30/2012	(29,500.00)
52514500	Charitb Don-H/Ed/En	CF	9300004553	11/30/2012	29,500.00
52514500	Charitb Don-H/Ed/En	CF	9300004981	11/30/2012	(500.00)
52514500	Charitb Don-H/Ed/En	CF	9300004981	11/30/2012	500.00
52514600	Charitb Don-Commnty	SA	100002038	11/30/2012	2,500.00
52514600	Charitb Don-Commnty	SA	100002038	11/30/2012	85.14
52514600	Charitb Don-Commnty	SA	100002038	11/30/2012	5.49
52514600	Charitb Don-Commnty	SA	100002038	11/30/2012	250.00

Kentucky American Water Company  
Case No. 2012-00520  
Response to PSC DR1, Item 31

Account	Description	Doc Type	Document Number	Posting Date	Amount
52514600	Charitb Don-Commnty	SA	100002038	11/30/2012	1,100.00
52514600	Charitb Don-Commnty	SA	100002038	11/30/2012	500.00
52514600	Charitb Don-Commnty	SA	100002038	11/30/2012	1,500.00
52514600	Charitb Don-Commnty	CF	9300004366	11/30/2012	(9,050.00)
52514600	Charitb Don-Commnty	CF	9300004366	11/30/2012	9,050.00
52514600	Charitb Don-Commnty	CF	9300004553	11/30/2012	(2,300.00)
52514600	Charitb Don-Commnty	CF	9300004553	11/30/2012	2,300.00
52514700	Community Partnrshps	SA	100002038	11/30/2012	148.74
52514700	Community Partnrshps	SA	100002038	11/30/2012	2,000.00
52514700	Community Partnrshps	SA	100002038	11/30/2012	300.00
52514700	Community Partnrshps	SA	100002038	11/30/2012	4,000.00
52514700	Community Partnrshps	SA	100002038	11/30/2012	58.30
52514700	Community Partnrshps	SA	100002038	11/30/2012	833.58
52514700	Community Partnrshps	SA	100002038	11/30/2012	52.96
52514700	Community Partnrshps	SA	100002038	11/30/2012	677.25
52514700	Community Partnrshps	SA	100002038	11/30/2012	8.46
52514700	Community Partnrshps	SA	100002038	11/30/2012	500.00
52514700	Community Partnrshps	SA	100002038	11/30/2012	75.21
52514700	Community Partnrshps	SA	100002038	11/30/2012	553.74
52514700	Community Partnrshps	SA	100002038	11/30/2012	292.75
52514700	Community Partnrshps	SA	100002038	11/30/2012	21.41
52514700	Community Partnrshps	SA	100002038	11/30/2012	18.97
52514700	Community Partnrshps	SA	100002038	11/30/2012	1,500.00
52514700	Community Partnrshps	SA	100002038	11/30/2012	1,200.00
52514700	Community Partnrshps	SA	100002038	11/30/2012	2,500.00
52514700	Community Partnrshps	SA	100002038	11/30/2012	1,500.00
52514700	Community Partnrshps	SA	100002038	11/30/2012	600.00
52514700	Community Partnrshps	SA	100002038	11/30/2012	1,500.00
52514700	Community Partnrshps	SA	100002038	11/30/2012	1,000.00
52514700	Community Partnrshps	SA	100002038	11/30/2012	500.00
52514700	Community Partnrshps	CF	9300004366	11/30/2012	(5,500.00)
52514700	Community Partnrshps	CF	9300004366	11/30/2012	5,500.00
52514700	Community Partnrshps	CF	9300004553	11/30/2012	(2,000.00)
52514700	Community Partnrshps	CF	9300004553	11/30/2012	2,000.00
52514700	Community Partnrshps	CF	9300004908	11/30/2012	(250.00)
52514700	Community Partnrshps	CF	9300004908	11/30/2012	250.00
52514700	Community Partnrshps	CF	9300004981	11/30/2012	(500.00)
52514700	Community Partnrshps	CF	9300004981	11/30/2012	500.00
52514901	Cust Edu Comm-Reg	SA	100002038	11/30/2012	409.65
52514901	Cust Edu Comm-Reg	SA	100002038	11/30/2012	274.80
52514901	Cust Edu Comm-Reg	SA	100002038	11/30/2012	853.75
52514901	Cust Edu Comm-Reg	SA	100002038	11/30/2012	475.00
52514902	Cust Edu Comm-3rdPty	SA	100002038	11/30/2012	43.09
52514903	Cust Edu Comm-Issues	SV	100002018	11/30/2012	761.95
52514903	Cust Edu Comm-Issues	SA	100002038	11/30/2012	287.07
52514903	Cust Edu Comm-Issues	CF	9300005784	11/30/2012	(761.95)
52514903	Cust Edu Comm-Issues	CF	9300005784	11/30/2012	761.95
52514904	Cust Edu Comm-Consrv	SA	100002038	11/30/2012	1,500.00
52514904	Cust Edu Comm-Consrv	SA	100002038	11/30/2012	1,008.88
52514904	Cust Edu Comm-Consrv	SA	100002038	11/30/2012	850.00
52514904	Cust Edu Comm-Consrv	SA	100002038	11/30/2012	1,781.08
52514904	Cust Edu Comm-Consrv	SA	100002038	11/30/2012	10,000.00
52514904	Cust Edu Comm-Consrv	SA	100002038	11/30/2012	137.80
52514904	Cust Edu Comm-Consrv	SA	100002038	11/30/2012	26.50
52514904	Cust Edu Comm-Consrv	SA	100002038	11/30/2012	608.31
52514904	Cust Edu Comm-Consrv	SA	100002038	11/30/2012	157.86
52514904	Cust Edu Comm-Consrv	SA	100002038	11/30/2012	2,500.00
52514904	Cust Edu Comm-Consrv	SA	100002038	11/30/2012	1,000.00
52514904	Cust Edu Comm-Consrv	CF	9300004553	11/30/2012	(17,050.00)
52514904	Cust Edu Comm-Consrv	CF	9300004553	11/30/2012	17,050.00
52514904	Cust Edu Comm-Consrv	CF	9300004908	11/30/2012	(923.52)
52514904	Cust Edu Comm-Consrv	CF	9300004908	11/30/2012	923.52
52514905	Cust Edu Comm-Printd	SA	100002038	11/30/2012	566.45
52514905	Cust Edu Comm-Printd	SA	100002038	11/30/2012	840.90
52514905	Cust Edu Comm-Printd	SA	100002038	11/30/2012	448.19
52514905	Cust Edu Comm-Printd	SA	100002038	11/30/2012	(1,764.09)
52514905	Cust Edu Comm-Printd	SA	100002038	11/30/2012	183.00
52514905	Cust Edu Comm-Printd	CF	9300004366	11/30/2012	(2,453.90)
52514905	Cust Edu Comm-Printd	CF	9300004366	11/30/2012	2,453.90
52514905	Cust Edu Comm-Printd	CF	9300004425	11/30/2012	(272.57)
52514905	Cust Edu Comm-Printd	CF	9300004425	11/30/2012	272.57
52514905	Cust Edu Comm-Printd	CF	9300004640	11/30/2012	(1,086.42)
52514905	Cust Edu Comm-Printd	CF	9300004640	11/30/2012	1,086.42
52514906	Cust Edu-Bill Insert	SA	100002038	11/30/2012	3,871.56
52514906	Cust Edu-Bill Insert	SA	100002038	11/30/2012	4,993.16
52514906	Cust Edu-Bill Insert	SA	100002038	11/30/2012	531.88
52514906	Cust Edu-Bill Insert	SA	100002038	11/30/2012	(9,396.60)

Kentucky American Water Company  
Case No. 2012-00520  
Response to PSC DR1, Item 31

Account	Description	Doc Type	Document Number	Posting Date	Amount
52514906	Cust Edu-Bill Insert	CF	9300004366	11/30/2012	(4,574.36)
52514906	Cust Edu-Bill Insert	CF	9300004366	11/30/2012	4,574.36
52514907	Cust Edu-Press Rls	SA	100002038	11/30/2012	646.01
52514907	Cust Edu-Press Rls	SA	100002038	11/30/2012	646.01
52514907	Cust Edu-Press Rls	SA	100002038	11/30/2012	(1,292.02)
52514909	Cust Edu-Video&Photo	SA	100002038	11/30/2012	325.00
52514909	Cust Edu-Video&Photo	SA	100002038	11/30/2012	228.00
52514909	Cust Edu-Video&Photo	SA	100002038	11/30/2012	150.00
52515000	Commun Relations-E	ZI	9000000139	11/30/2012	287.55
52515000	Commun Relations-E	ZI	9000000158	11/30/2012	400.00
52515000	Commun Relations-E	ZI	9000000178	11/30/2012	235.75
52515000	Commun Relations-E	ZI	9000000440	11/30/2012	23.26
52515000	Commun Relations-E	ZI	9000000441	11/30/2012	16.92
52515000	Commun Relations-E	ZI	9000000442	11/30/2012	53.82
52515000	Commun Relations-E	ZI	9000000463	11/30/2012	39.26
52515000	Commun Relations-E	ZI	9000000493	11/30/2012	431.04
52515000	Commun Relations-E	ZI	9000000494	11/30/2012	21.15
52515000	Commun Relations-E	ZI	9000000495	11/30/2012	35.44
52515000	Commun Relations-E	ZI	9000000504	11/30/2012	42.90
52515000	Commun Relations-E	ZI	9000000539	11/30/2012	455.80
52515000	Commun Relations-E	ZI	9000000559	11/30/2012	(8.78)
52515000	Commun Relations-E	ZI	9000000560	11/30/2012	4.62
52515000	Commun Relations-E	ZI	9000000561	11/30/2012	57.18
52515000	Commun Relations-E	ZI	9000000579	11/30/2012	412.00
52515000	Commun Relations-E	ZI	9000000586	11/30/2012	52.87
52515000	Commun Relations-E	ZI	9000000605	11/30/2012	50.88
52515000	Commun Relations-E	ZI	9000001064	11/30/2012	27.54
52515000	Commun Relations-E	CF	9300004366	11/30/2012	(2,851.78)
52515000	Commun Relations-E	CF	9300004366	11/30/2012	2,851.78
52515000	Commun Relations-E	CF	9300004908	11/30/2012	(2,639.20)
52515000	Commun Relations-E	CF	9300004908	11/30/2012	2,639.20
52515001	Commun Relations-S	SA	100002038	11/30/2012	521.71
52515001	Commun Relations-S	SA	100002038	11/30/2012	597.42
52515001	Commun Relations-S	SA	100002038	11/30/2012	872.17
52515001	Commun Relations-S	SA	100002038	11/30/2012	290.44
52515001	Commun Relations-S	SA	100002038	11/30/2012	186.13
52515001	Commun Relations-S	SA	100002038	11/30/2012	5,084.82
52515001	Commun Relations-S	SA	100002038	11/30/2012	3,167.00
52515001	Commun Relations-S	ZI	9000001094	11/30/2012	1,392.84
52515001	Commun Relations-S	CF	9300004908	11/30/2012	(1,392.84)
52515001	Commun Relations-S	CF	9300004908	11/30/2012	1,392.84
52520000	Collection Agencies	SN	100001946	11/30/2012	(115.32)
52520000	Collection Agencies	SV	100001967	11/30/2012	2,112.87
52520000	Collection Agencies	SV	100001969	11/30/2012	2,076.06
52520000	Collection Agencies	KR	5000003445	11/30/2012	2,037.40
52520000	Collection Agencies	CF	9300004392	11/30/2012	(2,735.96)
52520000	Collection Agencies	CF	9300004392	11/30/2012	2,735.96
52520000	Collection Agencies	CF	9300004586	11/30/2012	6,286.68
52520000	Collection Agencies	CF	9300004586	11/30/2012	(6,286.68)
52520000	Collection Agencies	CF	9300004653	11/30/2012	(301.85)
52520000	Collection Agencies	CF	9300004653	11/30/2012	301.85
52520000	Collection Agencies	CF	9300004838	11/30/2012	(3,658.32)
52520000	Collection Agencies	CF	9300004838	11/30/2012	3,658.32
52520000	Collection Agencies	CF	9300004933	11/30/2012	115.32
52520000	Collection Agencies	CF	9300004933	11/30/2012	(115.32)
52520000	Collection Agencies	CF	9300005022	11/30/2012	(4,188.93)
52520000	Collection Agencies	CF	9300005022	11/30/2012	4,188.93
52522000	Community Relations	SA	100002038	11/30/2012	(14,333.39)
52522000	Community Relations	SA	100002038	11/30/2012	1,292.02
52524000	Co Dues/Mmbrshp Ded	SA	100001838	11/30/2012	307.11
52524000	Co Dues/Mmbrshp Ded	SA	100001841	11/30/2012	532.11
52524000	Co Dues/Mmbrshp Ded	AB	100002031	11/30/2012	(320.00)
52524000	Co Dues/Mmbrshp Ded	ZI	9000000295	11/30/2012	110.00
52524000	Co Dues/Mmbrshp Ded	ZI	9000000710	11/30/2012	500.00
52524000	Co Dues/Mmbrshp Ded	ZI	9000000792	11/30/2012	175.00
52524000	Co Dues/Mmbrshp Ded	CF	9300004637	11/30/2012	(839.22)
52524000	Co Dues/Mmbrshp Ded	CF	9300004637	11/30/2012	839.22
52524000	Co Dues/Mmbrshp Ded	CF	9300004796	11/30/2012	(439.83)
52524000	Co Dues/Mmbrshp Ded	CF	9300004796	11/30/2012	439.83
52524000	Co Dues/Mmbrshp Ded	CF	9300004799	11/30/2012	(3,800.50)
52524000	Co Dues/Mmbrshp Ded	CF	9300004799	11/30/2012	3,800.50
52524000	Co Dues/Mmbrshp Ded	CF	9300004808	11/30/2012	(833.33)
52524000	Co Dues/Mmbrshp Ded	CF	9300004808	11/30/2012	833.33
52524000	Co Dues/Mmbrshp Ded	CF	9300004908	11/30/2012	(1,215.00)
52524000	Co Dues/Mmbrshp Ded	CF	9300004908	11/30/2012	1,215.00
52524000	Co Dues/Mmbrshp Ded	CF	9300004923	11/30/2012	(175.00)
52524000	Co Dues/Mmbrshp Ded	CF	9300004923	11/30/2012	175.00

Kentucky American Water Company  
Case No. 2012-00520  
Response to PSC DR1, Item 31

Account	Description	Doc Type	Document Number	Posting Date	Amount
52524000	Co Dues/Mmbrshp Ded	CF	9300004971	11/30/2012	(110.00)
52524000	Co Dues/Mmbrshp Ded	CF	9300004971	11/30/2012	110.00
52524000	Co Dues/Mmbrshp Ded	CF	9300005782	11/30/2012	(320.00)
52524000	Co Dues/Mmbrshp Ded	CF	9300005782	11/30/2012	320.00
52524000	Co Dues/Mmbrshp Ded	CF	9300006086	11/30/2012	320.00
52524000	Co Dues/Mmbrshp Ded	CF	9300006086	11/30/2012	(320.00)
52524000	Co Dues/Mmbrshp Ded	SR	9600000101	11/30/2012	833.33
52524000	Co Dues/Mmbrshp Ded	SR	9600000102	11/30/2012	439.83
52524000	Co Dues/Mmbrshp Ded	SR	9600000105	11/30/2012	3,800.50
52526100	Credit Line Fees I/C	SA	100001970	11/30/2012	4,207.24
52526100	Credit Line Fees I/C	SV	100001977	11/30/2012	1,106.41
52527000	Directors Fees	CF	9300004364	11/30/2012	(200.00)
52527000	Directors Fees	CF	9300004364	11/30/2012	200.00
52527000	Directors Fees	CF	9300004546	11/30/2012	(6,666.00)
52527000	Directors Fees	CF	9300004546	11/30/2012	6,666.00
52527000	Directors Fees	CF	9300004637	11/30/2012	(3,333.00)
52527000	Directors Fees	CF	9300004637	11/30/2012	3,333.00
52532000	Electricity	SV	100001935	11/30/2012	6,148.48
52532000	Electricity	SV	100001935	11/30/2012	2,927.06
52532000	Electricity	SV	100001935	11/30/2012	23.65
52532000	Electricity	SV	100001935	11/30/2012	690.03
52532000	Electricity	SV	100001935	11/30/2012	93.22
52532000	Electricity	SV	100001935	11/30/2012	192.34
52532000	Electricity	SV	100002003	11/30/2012	(1.20)
52532000	Electricity	SV	100002003	11/30/2012	(2.95)
52532000	Electricity	SV	100002003	11/30/2012	(25.91)
52532000	Electricity	ZN	5000003389	11/30/2012	45.07
52532000	Electricity	CS	9300004411	11/30/2012	(50.16)
52532000	Electricity	CS	9300004605	11/30/2012	64.24
52532000	Electricity	CS	9300004856	11/30/2012	(45.07)
52532000	Electricity	CS	9300004948	11/30/2012	(93.22)
52532000	Electricity	CS	9300005775	11/30/2012	1.20
52532000	Electricity	CS	9300004562	11/30/2012	20.93
52532000	Electricity	CS	9300004815	11/30/2012	(68.68)
52532000	Electricity	CS	9300004914	11/30/2012	(23.65)
52532000	Electricity	CS	9300004428	11/30/2012	(1,996.76)
52532000	Electricity	CS	9300004622	11/30/2012	2,311.68
52532000	Electricity	CS	9300004664	11/30/2012	(172.78)
52532000	Electricity	CS	9300004873	11/30/2012	(153.88)
52532000	Electricity	CS	9300004960	11/30/2012	(2,927.06)
52532000	Electricity	CS	9300005776	11/30/2012	2.95
52532000	Electricity	CS	9300004370	11/30/2012	(64.68)
52532000	Electricity	CS	9300004560	11/30/2012	1,621.10
52532000	Electricity	CS	9300004643	11/30/2012	(61.47)
52532000	Electricity	CS	9300004813	11/30/2012	(62.93)
52532000	Electricity	CS	9300004912	11/30/2012	(690.03)
52532000	Electricity	CS	9300005769	11/30/2012	25.91
52532000	Electricity	CS	9300004396	11/30/2012	(5,268.53)
52532000	Electricity	CS	9300004591	11/30/2012	7,232.75
52532000	Electricity	CS	9300004936	11/30/2012	(6,148.48)
52532000	Electricity	CS	9300004550	11/30/2012	102.07
52532000	Electricity	CS	9300004639	11/30/2012	(192.31)
52532000	Electricity	CS	9300004905	11/30/2012	(192.34)
52532013	Electricity WT	CS	9300004411	11/30/2012	50.16
52532013	Electricity WT	CS	9300004605	11/30/2012	(64.24)
52532013	Electricity WT	CS	9300004856	11/30/2012	45.07
52532013	Electricity WT	CS	9300004948	11/30/2012	93.22
52532013	Electricity WT	CS	9300005775	11/30/2012	(1.20)
52532013	Electricity WT	CS	9300004562	11/30/2012	(20.93)
52532013	Electricity WT	CS	9300004815	11/30/2012	68.68
52532013	Electricity WT	CS	9300004914	11/30/2012	23.65
52532014	Electricity TD	CS	9300004428	11/30/2012	1,996.76
52532014	Electricity TD	CS	9300004622	11/30/2012	(2,311.68)
52532014	Electricity TD	CS	9300004664	11/30/2012	172.78
52532014	Electricity TD	CS	9300004873	11/30/2012	153.88
52532014	Electricity TD	CS	9300004960	11/30/2012	2,927.06
52532014	Electricity TD	CS	9300005776	11/30/2012	(2.95)
52532014	Electricity TD	CS	9300004370	11/30/2012	64.68
52532014	Electricity TD	CS	9300004560	11/30/2012	(1,621.10)
52532014	Electricity TD	CS	9300004643	11/30/2012	61.47
52532014	Electricity TD	CS	9300004813	11/30/2012	62.93
52532014	Electricity TD	CS	9300004912	11/30/2012	690.03
52532014	Electricity TD	CS	9300005769	11/30/2012	(25.91)
52532016	Electricity AG	CS	9300004396	11/30/2012	5,268.53
52532016	Electricity AG	CS	9300004591	11/30/2012	(7,232.75)
52532016	Electricity AG	CS	9300004936	11/30/2012	6,148.48
52532016	Electricity AG	CS	9300004550	11/30/2012	(102.07)

Kentucky American Water Company  
Case No. 2012-00520  
Response to PSC DR1, Item 31

Account	Description	Doc Type	Document Number	Posting Date	Amount
52532016	Electricity AG	CS	9300004639	11/30/2012	192.31
52532016	Electricity AG	CS	9300004905	11/30/2012	192.34
52534000	Employee Expenses	SV	100001981	11/30/2012	23,924.31
52534000	Employee Expenses	SV	100001988	11/30/2012	(23,924.31)
52534000	Employee Expenses	SV	100001989	11/30/2012	28,953.83
52534000	Employee Expenses	PA	7000000157	11/30/2012	90.00
52534000	Employee Expenses	ZI	9000000000	11/30/2012	100.00
52534000	Employee Expenses	ZI	9000000007	11/30/2012	15.72
52534000	Employee Expenses	ZI	9000000008	11/30/2012	160.79
52534000	Employee Expenses	ZI	9000000019	11/30/2012	5.35
52534000	Employee Expenses	ZI	9000000038	11/30/2012	190.00
52534000	Employee Expenses	ZI	9000000044	11/30/2012	5.00
52534000	Employee Expenses	ZI	9000000046	11/30/2012	401.80
52534000	Employee Expenses	ZI	9000000047	11/30/2012	309.10
52534000	Employee Expenses	ZI	9000000104	11/30/2012	164.50
52534000	Employee Expenses	ZI	9000000105	11/30/2012	31.00
52534000	Employee Expenses	ZI	9000000123	11/30/2012	164.50
52534000	Employee Expenses	ZI	9000000124	11/30/2012	130.43
52534000	Employee Expenses	ZI	9000000133	11/30/2012	123.63
52534000	Employee Expenses	ZI	9000000153	11/30/2012	125.00
52534000	Employee Expenses	ZI	9000000160	11/30/2012	262.00
52534000	Employee Expenses	ZI	9000000185	11/30/2012	78.11
52534000	Employee Expenses	ZI	9000000211	11/30/2012	5.00
52534000	Employee Expenses	ZI	9000000219	11/30/2012	5.00
52534000	Employee Expenses	ZI	9000000220	11/30/2012	387.20
52534000	Employee Expenses	ZI	9000000227	11/30/2012	370.89
52534000	Employee Expenses	ZI	9000000236	11/30/2012	24.00
52534000	Employee Expenses	ZI	9000000250	11/30/2012	5.00
52534000	Employee Expenses	ZI	9000000267	11/30/2012	320.20
52534000	Employee Expenses	ZI	9000000278	11/30/2012	14.00
52534000	Employee Expenses	ZI	9000000284	11/30/2012	14.00
52534000	Employee Expenses	ZI	9000000291	11/30/2012	9.00
52534000	Employee Expenses	ZI	9000000310	11/30/2012	107.34
52534000	Employee Expenses	ZI	9000000311	11/30/2012	107.34
52534000	Employee Expenses	ZI	9000000312	11/30/2012	107.34
52534000	Employee Expenses	ZI	9000000318	11/30/2012	110.00
52534000	Employee Expenses	ZI	9000000363	11/30/2012	296.57
52534000	Employee Expenses	ZI	9000000367	11/30/2012	245.00
52534000	Employee Expenses	ZI	9000000413	11/30/2012	639.80
52534000	Employee Expenses	ZI	9000000444	11/30/2012	5.00
52534000	Employee Expenses	ZI	9000000445	11/30/2012	(639.80)
52534000	Employee Expenses	ZI	9000000457	11/30/2012	188.60
52534000	Employee Expenses	ZI	9000000499	11/30/2012	361.18
52534000	Employee Expenses	ZI	9000000601	11/30/2012	(50.00)
52534000	Employee Expenses	ZI	9000000625	11/30/2012	110.00
52534000	Employee Expenses	ZI	9000000625	11/30/2012	110.00
52534000	Employee Expenses	ZI	9000000628	11/30/2012	25.00
52534000	Employee Expenses	ZI	9000000630	11/30/2012	60.00
52534000	Employee Expenses	ZI	9000000631	11/30/2012	25.00
52534000	Employee Expenses	ZI	9000000665	11/30/2012	379.50
52534000	Employee Expenses	ZI	9000000666	11/30/2012	44.00
52534000	Employee Expenses	ZI	9000000673	11/30/2012	399.01
52534000	Employee Expenses	ZI	9000000674	11/30/2012	44.00
52534000	Employee Expenses	ZI	9000000676	11/30/2012	50.00
52534000	Employee Expenses	ZI	9000000677	11/30/2012	25.00
52534000	Employee Expenses	ZI	9000000681	11/30/2012	22.00
52534000	Employee Expenses	ZI	9000000682	11/30/2012	50.00
52534000	Employee Expenses	ZI	9000000683	11/30/2012	25.00
52534000	Employee Expenses	ZI	9000000684	11/30/2012	328.63
52534000	Employee Expenses	ZI	9000000708	11/30/2012	5.00
52534000	Employee Expenses	ZI	9000000709	11/30/2012	449.20
52534000	Employee Expenses	ZI	9000000723	11/30/2012	217.05
52534000	Employee Expenses	ZI	9000000724	11/30/2012	217.05
52534000	Employee Expenses	ZI	9000000725	11/30/2012	300.51
52534000	Employee Expenses	ZI	9000000781	11/30/2012	199.82
52534000	Employee Expenses	ZI	9000000802	11/30/2012	234.46
52534000	Employee Expenses	ZI	9000000806	11/30/2012	168.00
52534000	Employee Expenses	ZI	9000000811	11/30/2012	12.00
52534000	Employee Expenses	ZI	9000000812	11/30/2012	25.00
52534000	Employee Expenses	ZI	9000000830	11/30/2012	25.00
52534000	Employee Expenses	ZI	9000000846	11/30/2012	12.00
52534000	Employee Expenses	ZI	9000000856	11/30/2012	5.00
52534000	Employee Expenses	ZI	9000000860	11/30/2012	435.46
52534000	Employee Expenses	ZI	9000000865	11/30/2012	100.79
52534000	Employee Expenses	ZI	9000000876	11/30/2012	21.00
52534000	Employee Expenses	ZI	9000000878	11/30/2012	100.79
52534000	Employee Expenses	ZI	9000000879	11/30/2012	100.79

Kentucky American Water Company  
Case No. 2012-00520  
Response to PSC DR1, Item 31

Account	Description	Doc Type	Document Number	Posting Date	Amount
52534000	Employee Expenses	ZI	9000000880	11/30/2012	867.50
52534000	Employee Expenses	ZI	9000000883	11/30/2012	5.00
52534000	Employee Expenses	ZI	9000000888	11/30/2012	100.79
52534000	Employee Expenses	ZI	9000000889	11/30/2012	100.79
52534000	Employee Expenses	ZI	9000000907	11/30/2012	25.00
52534000	Employee Expenses	ZI	9000000929	11/30/2012	65.31
52534000	Employee Expenses	ZI	9000000940	11/30/2012	5.00
52534000	Employee Expenses	ZI	9000000941	11/30/2012	682.32
52534000	Employee Expenses	ZI	9000000942	11/30/2012	5.00
52534000	Employee Expenses	ZI	9000000943	11/30/2012	682.32
52534000	Employee Expenses	ZI	9000000957	11/30/2012	(181.80)
52534000	Employee Expenses	ZI	9000000958	11/30/2012	181.80
52534000	Employee Expenses	ZI	9000000968	11/30/2012	21.00
52534000	Employee Expenses	ZI	9000000971	11/30/2012	21.00
52534000	Employee Expenses	ZI	9000000986	11/30/2012	329.00
52534000	Employee Expenses	ZI	9000000999	11/30/2012	139.60
52534000	Employee Expenses	ZI	9000001019	11/30/2012	5.00
52534000	Employee Expenses	ZI	9000001029	11/30/2012	683.20
52534000	Employee Expenses	ZI	9000001082	11/30/2012	164.60
52534000	Employee Expenses	ZI	9000001084	11/30/2012	164.60
52534000	Employee Expenses	ZI	9000001089	11/30/2012	295.92
52534000	Employee Expenses	ZI	9000001090	11/30/2012	8.47
52534000	Employee Expenses	CF	9300004249	11/30/2012	(0.31)
52534000	Employee Expenses	CF	9300004249	11/30/2012	0.31
52534000	Employee Expenses	CF	9300004357	11/30/2012	208.59
52534000	Employee Expenses	CF	9300004357	11/30/2012	(208.59)
52534000	Employee Expenses	CF	9300004429	11/30/2012	(30.69)
52534000	Employee Expenses	CF	9300004429	11/30/2012	30.69
52534000	Employee Expenses	CF	9300004546	11/30/2012	74,826.24
52534000	Employee Expenses	CF	9300004546	11/30/2012	(74,826.24)
52534000	Employee Expenses	CF	9300004571	11/30/2012	(4.80)
52534000	Employee Expenses	CF	9300004571	11/30/2012	4.80
52534000	Employee Expenses	CF	9300004822	11/30/2012	(7.20)
52534000	Employee Expenses	CF	9300004822	11/30/2012	7.20
52534000	Employee Expenses	CF	9300004898	11/30/2012	(3,399.35)
52534000	Employee Expenses	CF	9300004898	11/30/2012	3,399.35
52534000	Employee Expenses	CF	9300004908	11/30/2012	(22.00)
52534000	Employee Expenses	CF	9300004908	11/30/2012	22.00
52534000	Employee Expenses	CF	9300004923	11/30/2012	(813.86)
52534000	Employee Expenses	CF	9300004923	11/30/2012	813.86
52534000	Employee Expenses	CF	9300004945	11/30/2012	(469.02)
52534000	Employee Expenses	CF	9300004945	11/30/2012	469.02
52534000	Employee Expenses	CF	9300004947	11/30/2012	(805.38)
52534000	Employee Expenses	CF	9300004947	11/30/2012	805.38
52534000	Employee Expenses	CF	9300004951	11/30/2012	(189.00)
52534000	Employee Expenses	CF	9300004951	11/30/2012	189.00
52534000	Employee Expenses	CF	9300004955	11/30/2012	(3,648.40)
52534000	Employee Expenses	CF	9300004955	11/30/2012	3,648.40
52534000	Employee Expenses	CF	9300004961	11/30/2012	(888.90)
52534000	Employee Expenses	CF	9300004961	11/30/2012	888.90
52534000	Employee Expenses	CF	9300004963	11/30/2012	(494.52)
52534000	Employee Expenses	CF	9300004963	11/30/2012	494.52
52534000	Employee Expenses	CF	9300004965	11/30/2012	(188.60)
52534000	Employee Expenses	CF	9300004965	11/30/2012	188.60
52534000	Employee Expenses	CF	9300004971	11/30/2012	(994.50)
52534000	Employee Expenses	CF	9300004971	11/30/2012	994.50
52534000	Employee Expenses	CF	9300004975	11/30/2012	(1,607.19)
52534000	Employee Expenses	CF	9300004975	11/30/2012	1,607.19
52534000	Employee Expenses	CF	9300004986	11/30/2012	(498.20)
52534000	Employee Expenses	CF	9300004986	11/30/2012	498.20
52534000	Employee Expenses	CF	9300004994	11/30/2012	(1,215.85)
52534000	Employee Expenses	CF	9300004994	11/30/2012	1,215.85
52534000	Employee Expenses	CF	9300004996	11/30/2012	(735.20)
52534000	Employee Expenses	CF	9300004996	11/30/2012	735.20
52534000	Employee Expenses	CF	9300005001	11/30/2012	(658.13)
52534000	Employee Expenses	CF	9300005001	11/30/2012	658.13
52534000	Employee Expenses	CF	9300005008	11/30/2012	(305.38)
52534000	Employee Expenses	CF	9300005008	11/30/2012	305.38
52534000	Employee Expenses	CF	9300005014	11/30/2012	(1,165.70)
52534000	Employee Expenses	CF	9300005014	11/30/2012	1,165.70
52534000	Employee Expenses	CF	9300005018	11/30/2012	(28,953.83)
52534000	Employee Expenses	CF	9300005018	11/30/2012	28,953.83
52534000	Employee Expenses	UT	9300004535	11/30/2012	(55.51)
52534000	Employee Expenses	UT	9300004786	11/30/2012	(82.80)
52534000	Employee Expenses	UZ	2000000530	11/30/2012	(717.40)
52534000	Employee Expenses	UZ	2000000547	11/30/2012	(1,395.14)
52534200	Conferences & Reg	SA	100001842	11/30/2012	54.10



Kentucky American Water Company  
Case No. 2012-00520  
Response to PSC DR1, Item 31

Account	Description	Doc Type	Document Number	Posting Date	Amount
52534200	Conferences & Reg	ZI	9000000173	11/30/2012	295.00
52534200	Conferences & Reg	ZI	9000000296	11/30/2012	795.00
52534200	Conferences & Reg	ZI	9000000391	11/30/2012	950.00
52534200	Conferences & Reg	ZI	9000000438	11/30/2012	495.00
52534200	Conferences & Reg	ZI	9000000506	11/30/2012	50.00
52534200	Conferences & Reg	ZI	9000000584	11/30/2012	60.00
52534200	Conferences & Reg	ZI	9000000594	11/30/2012	330.00
52534200	Conferences & Reg	ZI	9000000599	11/30/2012	695.00
52534200	Conferences & Reg	ZI	9000000794	11/30/2012	175.00
52534200	Conferences & Reg	ZI	9000001005	11/30/2012	190.00
52534200	Conferences & Reg	ZI	9000001060	11/30/2012	300.00
52534200	Conferences & Reg	ZI	9000001083	11/30/2012	51.55
52534200	Conferences & Reg	CF	9300004637	11/30/2012	(54.10)
52534200	Conferences & Reg	CF	9300004637	11/30/2012	54.10
52534200	Conferences & Reg	CF	9300004898	11/30/2012	(950.00)
52534200	Conferences & Reg	CF	9300004898	11/30/2012	950.00
52534200	Conferences & Reg	CF	9300004908	11/30/2012	(351.55)
52534200	Conferences & Reg	CF	9300004908	11/30/2012	351.55
52534200	Conferences & Reg	CF	9300004945	11/30/2012	(1,510.00)
52534200	Conferences & Reg	CF	9300004945	11/30/2012	1,510.00
52534200	Conferences & Reg	CF	9300004963	11/30/2012	(495.00)
52534200	Conferences & Reg	CF	9300004963	11/30/2012	495.00
52534200	Conferences & Reg	CF	9300004971	11/30/2012	(1,080.00)
52534200	Conferences & Reg	CF	9300004971	11/30/2012	1,080.00
52534200	Conferences & Reg	CF	9300004975	11/30/2012	(1,329.00)
52534200	Conferences & Reg	CF	9300004975	11/30/2012	1,329.00
52534200	Conferences & Reg	CF	9300004981	11/30/2012	(350.00)
52534200	Conferences & Reg	CF	9300004981	11/30/2012	350.00
52534200	Conferences & Reg	CF	9300005002	11/30/2012	70.00
52534200	Conferences & Reg	CF	9300005002	11/30/2012	(70.00)
52534200	Conferences & Reg	CF	9300005014	11/30/2012	(895.00)
52534200	Conferences & Reg	CF	9300005014	11/30/2012	895.00
52535000	Meals Deductible	SV	100001981	11/30/2012	23,924.30
52535000	Meals Deductible	SV	100001988	11/30/2012	(23,924.30)
52535000	Meals Deductible	SV	100001989	11/30/2012	28,953.83
52535000	Meals Deductible	ZI	9000000001	11/30/2012	9.54
52535000	Meals Deductible	ZI	9000000003	11/30/2012	51.19
52535000	Meals Deductible	ZI	9000000005	11/30/2012	6.93
52535000	Meals Deductible	ZI	9000000006	11/30/2012	47.20
52535000	Meals Deductible	ZI	9000000009	11/30/2012	22.57
52535000	Meals Deductible	ZI	9000000029	11/30/2012	106.17
52535000	Meals Deductible	ZI	9000000033	11/30/2012	24.16
52535000	Meals Deductible	ZI	9000000037	11/30/2012	4.44
52535000	Meals Deductible	ZI	9000000039	11/30/2012	10.60
52535000	Meals Deductible	ZI	9000000040	11/30/2012	19.08
52535000	Meals Deductible	ZI	9000000041	11/30/2012	65.05
52535000	Meals Deductible	ZI	9000000042	11/30/2012	28.09
52535000	Meals Deductible	ZI	9000000043	11/30/2012	102.78
52535000	Meals Deductible	ZI	9000000045	11/30/2012	41.44
52535000	Meals Deductible	ZI	9000000066	11/30/2012	22.95
52535000	Meals Deductible	ZI	9000000072	11/30/2012	27.95
52535000	Meals Deductible	ZI	9000000074	11/30/2012	17.28
52535000	Meals Deductible	ZI	9000000076	11/30/2012	18.39
52535000	Meals Deductible	ZI	9000000077	11/30/2012	45.65
52535000	Meals Deductible	ZI	9000000080	11/30/2012	9.62
52535000	Meals Deductible	ZI	9000000087	11/30/2012	10.15
52535000	Meals Deductible	ZI	9000000088	11/30/2012	24.05
52535000	Meals Deductible	ZI	9000000095	11/30/2012	8.99
52535000	Meals Deductible	ZI	9000000102	11/30/2012	10.59
52535000	Meals Deductible	ZI	9000000103	11/30/2012	9.08
52535000	Meals Deductible	ZI	9000000110	11/30/2012	23.35
52535000	Meals Deductible	ZI	9000000111	11/30/2012	9.78
52535000	Meals Deductible	ZI	9000000114	11/30/2012	10.77
52535000	Meals Deductible	ZI	9000000116	11/30/2012	4.07
52535000	Meals Deductible	ZI	9000000117	11/30/2012	6.35
52535000	Meals Deductible	ZI	9000000118	11/30/2012	7.31
52535000	Meals Deductible	ZI	9000000121	11/30/2012	16.33
52535000	Meals Deductible	ZI	9000000122	11/30/2012	27.05
52535000	Meals Deductible	ZI	9000000125	11/30/2012	34.04
52535000	Meals Deductible	ZI	9000000128	11/30/2012	7.94
52535000	Meals Deductible	ZI	9000000134	11/30/2012	9.41
52535000	Meals Deductible	ZI	9000000137	11/30/2012	12.72
52535000	Meals Deductible	ZI	9000000140	11/30/2012	26.00
52535000	Meals Deductible	ZI	9000000144	11/30/2012	37.69
52535000	Meals Deductible	ZI	9000000145	11/30/2012	6.35
52535000	Meals Deductible	ZI	9000000147	11/30/2012	9.50
52535000	Meals Deductible	ZI	9000000148	11/30/2012	9.93

Kentucky American Water Company  
Case No. 2012-00520  
Response to PSC DR1, Item 31

Account	Description	Doc Type	Document Number	Posting Date	Amount
52535000	Meals Deductible	ZI	9000000149	11/30/2012	15.45
52535000	Meals Deductible	ZI	9000000150	11/30/2012	9.87
52535000	Meals Deductible	ZI	9000000154	11/30/2012	18.83
52535000	Meals Deductible	ZI	9000000159	11/30/2012	34.45
52535000	Meals Deductible	ZI	9000000165	11/30/2012	16.55
52535000	Meals Deductible	ZI	9000000167	11/30/2012	17.75
52535000	Meals Deductible	ZI	9000000170	11/30/2012	6.88
52535000	Meals Deductible	ZI	9000000176	11/30/2012	17.00
52535000	Meals Deductible	ZI	9000000177	11/30/2012	107.75
52535000	Meals Deductible	ZI	9000000184	11/30/2012	9.84
52535000	Meals Deductible	ZI	9000000188	11/30/2012	36.80
52535000	Meals Deductible	ZI	9000000190	11/30/2012	17.52
52535000	Meals Deductible	ZI	9000000192	11/30/2012	41.82
52535000	Meals Deductible	ZI	9000000193	11/30/2012	29.81
52535000	Meals Deductible	ZI	9000000194	11/30/2012	29.51
52535000	Meals Deductible	ZI	9000000201	11/30/2012	32.88
52535000	Meals Deductible	ZI	9000000215	11/30/2012	27.96
52535000	Meals Deductible	ZI	9000000218	11/30/2012	116.32
52535000	Meals Deductible	ZI	9000000221	11/30/2012	18.13
52535000	Meals Deductible	ZI	9000000226	11/30/2012	7.09
52535000	Meals Deductible	ZI	9000000230	11/30/2012	25.49
52535000	Meals Deductible	ZI	9000000247	11/30/2012	7.73
52535000	Meals Deductible	ZI	9000000256	11/30/2012	6.44
52535000	Meals Deductible	ZI	9000000257	11/30/2012	41.46
52535000	Meals Deductible	ZI	9000000259	11/30/2012	50.00
52535000	Meals Deductible	ZI	9000000269	11/30/2012	34.57
52535000	Meals Deductible	ZI	9000000274	11/30/2012	8.46
52535000	Meals Deductible	ZI	9000000275	11/30/2012	25.37
52535000	Meals Deductible	ZI	9000000279	11/30/2012	15.65
52535000	Meals Deductible	ZI	9000000287	11/30/2012	17.53
52535000	Meals Deductible	ZI	9000000294	11/30/2012	29.49
52535000	Meals Deductible	ZI	9000000304	11/30/2012	4.42
52535000	Meals Deductible	ZI	9000000305	11/30/2012	26.88
52535000	Meals Deductible	ZI	9000000306	11/30/2012	7.31
52535000	Meals Deductible	ZI	9000000307	11/30/2012	9.51
52535000	Meals Deductible	ZI	9000000308	11/30/2012	8.47
52535000	Meals Deductible	ZI	9000000309	11/30/2012	10.00
52535000	Meals Deductible	ZI	9000000322	11/30/2012	22.84
52535000	Meals Deductible	ZI	9000000323	11/30/2012	43.65
52535000	Meals Deductible	ZI	9000000328	11/30/2012	13.33
52535000	Meals Deductible	ZI	9000000335	11/30/2012	53.00
52535000	Meals Deductible	ZI	9000000370	11/30/2012	6.56
52535000	Meals Deductible	ZI	9000000372	11/30/2012	53.31
52535000	Meals Deductible	ZI	9000000381	11/30/2012	9.42
52535000	Meals Deductible	ZI	9000000382	11/30/2012	9.94
52535000	Meals Deductible	ZI	9000000383	11/30/2012	9.31
52535000	Meals Deductible	ZI	9000000384	11/30/2012	52.47
52535000	Meals Deductible	ZI	9000000388	11/30/2012	51.91
52535000	Meals Deductible	ZI	9000000389	11/30/2012	63.48
52535000	Meals Deductible	ZI	9000000390	11/30/2012	6.01
52535000	Meals Deductible	ZI	9000000393	11/30/2012	2.90
52535000	Meals Deductible	ZI	9000000396	11/30/2012	14.49
52535000	Meals Deductible	ZI	9000000397	11/30/2012	38.07
52535000	Meals Deductible	ZI	9000000399	11/30/2012	6.67
52535000	Meals Deductible	ZI	9000000401	11/30/2012	51.88
52535000	Meals Deductible	ZI	9000000408	11/30/2012	25.09
52535000	Meals Deductible	ZI	9000000409	11/30/2012	21.71
52535000	Meals Deductible	ZI	9000000410	11/30/2012	186.17
52535000	Meals Deductible	ZI	9000000411	11/30/2012	10.59
52535000	Meals Deductible	ZI	9000000417	11/30/2012	25.98
52535000	Meals Deductible	ZI	9000000419	11/30/2012	7.29
52535000	Meals Deductible	ZI	9000000420	11/30/2012	9.09
52535000	Meals Deductible	ZI	9000000428	11/30/2012	39.33
52535000	Meals Deductible	ZI	9000000431	11/30/2012	17.01
52535000	Meals Deductible	ZI	9000000433	11/30/2012	10.25
52535000	Meals Deductible	ZI	9000000435	11/30/2012	12.60
52535000	Meals Deductible	ZI	9000000436	11/30/2012	10.00
52535000	Meals Deductible	ZI	9000000443	11/30/2012	19.72
52535000	Meals Deductible	ZI	9000000448	11/30/2012	10.00
52535000	Meals Deductible	ZI	9000000450	11/30/2012	17.67
52535000	Meals Deductible	ZI	9000000454	11/30/2012	24.83
52535000	Meals Deductible	ZI	9000000461	11/30/2012	29.04
52535000	Meals Deductible	ZI	9000000462	11/30/2012	10.00
52535000	Meals Deductible	ZI	9000000466	11/30/2012	112.92
52535000	Meals Deductible	ZI	9000000472	11/30/2012	6.99
52535000	Meals Deductible	ZI	9000000475	11/30/2012	46.32
52535000	Meals Deductible	ZI	9000000477	11/30/2012	27.78

Kentucky American Water Company  
Case No. 2012-00520  
Response to PSC DR1, Item 31

Account	Description	Doc Type	Document Number	Posting Date	Amount
52535000	Meals Deductible	ZI	9000000481	11/30/2012	9.08
52535000	Meals Deductible	ZI	9000000482	11/30/2012	14.37
52535000	Meals Deductible	ZI	9000000483	11/30/2012	10.00
52535000	Meals Deductible	ZI	9000000485	11/30/2012	81.02
52535000	Meals Deductible	ZI	9000000491	11/30/2012	50.71
52535000	Meals Deductible	ZI	9000000492	11/30/2012	21.89
52535000	Meals Deductible	ZI	9000000496	11/30/2012	20.89
52535000	Meals Deductible	ZI	9000000497	11/30/2012	124.15
52535000	Meals Deductible	ZI	9000000498	11/30/2012	15.02
52535000	Meals Deductible	ZI	9000000500	11/30/2012	79.50
52535000	Meals Deductible	ZI	9000000507	11/30/2012	25.61
52535000	Meals Deductible	ZI	9000000509	11/30/2012	306.87
52535000	Meals Deductible	ZI	9000000515	11/30/2012	8.74
52535000	Meals Deductible	ZI	9000000516	11/30/2012	9.08
52535000	Meals Deductible	ZI	9000000517	11/30/2012	10.00
52535000	Meals Deductible	ZI	9000000518	11/30/2012	17.53
52535000	Meals Deductible	ZI	9000000523	11/30/2012	5.30
52535000	Meals Deductible	ZI	9000000526	11/30/2012	9.09
52535000	Meals Deductible	ZI	9000000532	11/30/2012	90.00
52535000	Meals Deductible	ZI	9000000541	11/30/2012	187.55
52535000	Meals Deductible	ZI	9000000543	11/30/2012	9.54
52535000	Meals Deductible	ZI	9000000545	11/30/2012	10.60
52535000	Meals Deductible	ZI	9000000553	11/30/2012	88.78
52535000	Meals Deductible	ZI	9000000558	11/30/2012	7.95
52535000	Meals Deductible	ZI	9000000567	11/30/2012	9.61
52535000	Meals Deductible	ZI	9000000568	11/30/2012	9.19
52535000	Meals Deductible	ZI	9000000570	11/30/2012	11.97
52535000	Meals Deductible	ZI	9000000572	11/30/2012	121.83
52535000	Meals Deductible	ZI	9000000573	11/30/2012	125.33
52535000	Meals Deductible	ZI	9000000578	11/30/2012	23.04
52535000	Meals Deductible	ZI	9000000581	11/30/2012	8.25
52535000	Meals Deductible	ZI	9000000587	11/30/2012	83.92
52535000	Meals Deductible	ZI	9000000589	11/30/2012	28.42
52535000	Meals Deductible	ZI	9000000591	11/30/2012	39.83
52535000	Meals Deductible	ZI	9000000592	11/30/2012	38.13
52535000	Meals Deductible	ZI	9000000593	11/30/2012	36.67
52535000	Meals Deductible	ZI	9000000598	11/30/2012	13.65
52535000	Meals Deductible	ZI	9000000602	11/30/2012	83.39
52535000	Meals Deductible	ZI	9000000604	11/30/2012	23.74
52535000	Meals Deductible	ZI	9000000608	11/30/2012	6.33
52535000	Meals Deductible	ZI	9000000609	11/30/2012	31.80
52535000	Meals Deductible	ZI	9000000610	11/30/2012	22.84
52535000	Meals Deductible	ZI	9000000612	11/30/2012	2.76
52535000	Meals Deductible	ZI	9000000614	11/30/2012	7.89
52535000	Meals Deductible	ZI	9000000622	11/30/2012	31.68
52535000	Meals Deductible	ZI	9000000623	11/30/2012	9.21
52535000	Meals Deductible	ZI	9000000624	11/30/2012	21.51
52535000	Meals Deductible	ZI	9000000636	11/30/2012	79.51
52535000	Meals Deductible	ZI	9000000646	11/30/2012	7.20
52535000	Meals Deductible	ZI	9000000650	11/30/2012	10.42
52535000	Meals Deductible	ZI	9000000652	11/30/2012	90.17
52535000	Meals Deductible	ZI	9000000667	11/30/2012	61.33
52535000	Meals Deductible	ZI	9000000675	11/30/2012	25.38
52535000	Meals Deductible	ZI	9000000678	11/30/2012	6.77
52535000	Meals Deductible	ZI	9000000687	11/30/2012	60.14
52535000	Meals Deductible	ZI	9000000692	11/30/2012	43.17
52535000	Meals Deductible	ZI	9000000696	11/30/2012	5.93
52535000	Meals Deductible	ZI	9000000697	11/30/2012	72.10
52535000	Meals Deductible	ZI	9000000700	11/30/2012	9.93
52535000	Meals Deductible	ZI	9000000701	11/30/2012	19.00
52535000	Meals Deductible	ZI	9000000702	11/30/2012	27.72
52535000	Meals Deductible	ZI	9000000703	11/30/2012	65.82
52535000	Meals Deductible	ZI	9000000705	11/30/2012	28.51
52535000	Meals Deductible	ZI	9000000706	11/30/2012	41.45
52535000	Meals Deductible	ZI	9000000713	11/30/2012	16.00
52535000	Meals Deductible	ZI	9000000714	11/30/2012	41.64
52535000	Meals Deductible	ZI	9000000715	11/30/2012	138.10
52535000	Meals Deductible	ZI	9000000717	11/30/2012	21.68
52535000	Meals Deductible	ZI	9000000718	11/30/2012	10.37
52535000	Meals Deductible	ZI	9000000720	11/30/2012	38.81
52535000	Meals Deductible	ZI	9000000721	11/30/2012	55.30
52535000	Meals Deductible	ZI	9000000722	11/30/2012	46.56
52535000	Meals Deductible	ZI	9000000726	11/30/2012	70.00
52535000	Meals Deductible	ZI	9000000727	11/30/2012	11.41
52535000	Meals Deductible	ZI	9000000730	11/30/2012	73.14
52535000	Meals Deductible	ZI	9000000734	11/30/2012	2,652.16
52535000	Meals Deductible	ZI	9000000746	11/30/2012	19.64

Kentucky American Water Company  
Case No. 2012-00520  
Response to PSC DR1, Item 31

Account	Description	Doc Type	Document Number	Posting Date	Amount
52535000	Meals Deductible	ZI	9000000749	11/30/2012	8.75
52535000	Meals Deductible	ZI	9000000750	11/30/2012	29.26
52535000	Meals Deductible	ZI	9000000760	11/30/2012	8.53
52535000	Meals Deductible	ZI	9000000765	11/30/2012	22.42
52535000	Meals Deductible	ZI	9000000767	11/30/2012	19.88
52535000	Meals Deductible	ZI	9000000771	11/30/2012	26.00
52535000	Meals Deductible	ZI	9000000774	11/30/2012	9.02
52535000	Meals Deductible	ZI	9000000775	11/30/2012	30.45
52535000	Meals Deductible	ZI	9000000777	11/30/2012	36.19
52535000	Meals Deductible	ZI	9000000778	11/30/2012	18.72
52535000	Meals Deductible	ZI	9000000780	11/30/2012	6.97
52535000	Meals Deductible	ZI	9000000790	11/30/2012	24.29
52535000	Meals Deductible	ZI	9000000798	11/30/2012	15.91
52535000	Meals Deductible	ZI	9000000799	11/30/2012	73.96
52535000	Meals Deductible	ZI	9000000801	11/30/2012	6.44
52535000	Meals Deductible	ZI	9000000805	11/30/2012	47.55
52535000	Meals Deductible	ZI	9000000807	11/30/2012	68.39
52535000	Meals Deductible	ZI	9000000809	11/30/2012	15.97
52535000	Meals Deductible	ZI	9000000813	11/30/2012	5.25
52535000	Meals Deductible	ZI	9000000814	11/30/2012	14.92
52535000	Meals Deductible	ZI	9000000820	11/30/2012	93.10
52535000	Meals Deductible	ZI	9000000825	11/30/2012	105.98
52535000	Meals Deductible	ZI	9000000839	11/30/2012	412.08
52535000	Meals Deductible	ZI	9000000840	11/30/2012	338.87
52535000	Meals Deductible	ZI	9000000841	11/30/2012	73.12
52535000	Meals Deductible	ZI	9000000843	11/30/2012	5.76
52535000	Meals Deductible	ZI	9000000845	11/30/2012	13.05
52535000	Meals Deductible	ZI	9000000847	11/30/2012	58.91
52535000	Meals Deductible	ZI	9000000850	11/30/2012	41.00
52535000	Meals Deductible	ZI	9000000852	11/30/2012	63.41
52535000	Meals Deductible	ZI	9000000857	11/30/2012	114.11
52535000	Meals Deductible	ZI	9000000858	11/30/2012	15.25
52535000	Meals Deductible	ZI	9000000862	11/30/2012	35.50
52535000	Meals Deductible	ZI	9000000863	11/30/2012	212.84
52535000	Meals Deductible	ZI	9000000866	11/30/2012	79.47
52535000	Meals Deductible	ZI	9000000875	11/30/2012	39.22
52535000	Meals Deductible	ZI	9000000881	11/30/2012	78.06
52535000	Meals Deductible	ZI	9000000886	11/30/2012	9.30
52535000	Meals Deductible	ZI	9000000899	11/30/2012	35.97
52535000	Meals Deductible	ZI	9000000928	11/30/2012	501.50
52535000	Meals Deductible	ZI	9000000939	11/30/2012	12.70
52535000	Meals Deductible	ZI	9000000954	11/30/2012	6.35
52535000	Meals Deductible	ZI	9000000956	11/30/2012	9.31
52535000	Meals Deductible	ZI	9000000969	11/30/2012	2.57
52535000	Meals Deductible	ZI	9000000970	11/30/2012	2.65
52535000	Meals Deductible	ZI	9000000972	11/30/2012	3.74
52535000	Meals Deductible	ZI	9000000975	11/30/2012	132.47
52535000	Meals Deductible	ZI	9000000976	11/30/2012	8.47
52535000	Meals Deductible	ZI	9000000978	11/30/2012	10.37
52535000	Meals Deductible	ZI	9000000982	11/30/2012	13.20
52535000	Meals Deductible	ZI	9000000990	11/30/2012	31.96
52535000	Meals Deductible	ZI	9000000991	11/30/2012	27.18
52535000	Meals Deductible	ZI	9000001001	11/30/2012	18.66
52535000	Meals Deductible	ZI	9000001002	11/30/2012	10.91
52535000	Meals Deductible	ZI	9000001003	11/30/2012	17.98
52535000	Meals Deductible	ZI	9000001004	11/30/2012	45.20
52535000	Meals Deductible	ZI	9000001009	11/30/2012	11.87
52535000	Meals Deductible	ZI	9000001010	11/30/2012	19.91
52535000	Meals Deductible	ZI	9000001011	11/30/2012	19.91
52535000	Meals Deductible	ZI	9000001018	11/30/2012	98.54
52535000	Meals Deductible	ZI	9000001024	11/30/2012	29.84
52535000	Meals Deductible	ZI	9000001034	11/30/2012	8.02
52535000	Meals Deductible	ZI	9000001054	11/30/2012	18.33
52535000	Meals Deductible	ZI	9000001055	11/30/2012	18.55
52535000	Meals Deductible	ZI	9000001058	11/30/2012	16.73
52535000	Meals Deductible	ZI	9000001059	11/30/2012	20.51
52535000	Meals Deductible	ZI	9000001065	11/30/2012	40.00
52535000	Meals Deductible	ZI	9000001067	11/30/2012	8.48
52535000	Meals Deductible	ZI	9000001068	11/30/2012	39.31
52535000	Meals Deductible	ZI	9000001069	11/30/2012	20.00
52535000	Meals Deductible	ZI	9000001070	11/30/2012	29.94
52535000	Meals Deductible	ZI	9000001073	11/30/2012	18.01
52535000	Meals Deductible	ZI	9000001074	11/30/2012	7.72
52535000	Meals Deductible	ZI	9000001076	11/30/2012	10.59
52535000	Meals Deductible	ZI	9000001080	11/30/2012	108.47
52535000	Meals Deductible	ZI	9000001081	11/30/2012	18.00
52535000	Meals Deductible	ZI	9000001087	11/30/2012	18.18

Kentucky American Water Company  
Case No. 2012-00520  
Response to PSC DR1, Item 31

Account	Description	Doc Type	Document Number	Posting Date	Amount
52535000	Meals Deductible	ZI	9000001088	11/30/2012	7.23
52535000	Meals Deductible	ZI	9000001095	11/30/2012	78.31
52535000	Meals Deductible	ZI	9000001096	11/30/2012	239.82
52535000	Meals Deductible	ZI	9000001098	11/30/2012	72.66
52535000	Meals Deductible	ZI	9000001303	11/30/2012	136.51
52535000	Meals Deductible	ZI	9000001304	11/30/2012	36.53
52535000	Meals Deductible	ZI	9000001305	11/30/2012	10.98
52535000	Meals Deductible	ZI	9000001529	11/30/2012	28.97
52535000	Meals Deductible	ZI	9000001537	11/30/2012	26.74
52535000	Meals Deductible	ZI	9000001538	11/30/2012	30.85
52535000	Meals Deductible	CF	9300004357	11/30/2012	(67.17)
52535000	Meals Deductible	CF	9300004357	11/30/2012	67.17
52535000	Meals Deductible	CF	9300004546	11/30/2012	74,826.26
52535000	Meals Deductible	CF	9300004546	11/30/2012	(74,826.26)
52535000	Meals Deductible	CF	9300004640	11/30/2012	(60.00)
52535000	Meals Deductible	CF	9300004640	11/30/2012	60.00
52535000	Meals Deductible	CF	9300004799	11/30/2012	(48.57)
52535000	Meals Deductible	CF	9300004799	11/30/2012	48.57
52535000	Meals Deductible	CF	9300004898	11/30/2012	(1,759.08)
52535000	Meals Deductible	CF	9300004898	11/30/2012	1,759.08
52535000	Meals Deductible	CF	9300004902	11/30/2012	(2,652.16)
52535000	Meals Deductible	CF	9300004902	11/30/2012	2,652.16
52535000	Meals Deductible	CF	9300004904	11/30/2012	(2.90)
52535000	Meals Deductible	CF	9300004904	11/30/2012	2.90
52535000	Meals Deductible	CF	9300004906	11/30/2012	(177.17)
52535000	Meals Deductible	CF	9300004906	11/30/2012	177.17
52535000	Meals Deductible	CF	9300004908	11/30/2012	(398.39)
52535000	Meals Deductible	CF	9300004908	11/30/2012	398.39
52535000	Meals Deductible	CF	9300004913	11/30/2012	(33.37)
52535000	Meals Deductible	CF	9300004913	11/30/2012	33.37
52535000	Meals Deductible	CF	9300004915	11/30/2012	(31.57)
52535000	Meals Deductible	CF	9300004915	11/30/2012	31.57
52535000	Meals Deductible	CF	9300004923	11/30/2012	(510.92)
52535000	Meals Deductible	CF	9300004923	11/30/2012	510.92
52535000	Meals Deductible	CF	9300004943	11/30/2012	(181.01)
52535000	Meals Deductible	CF	9300004943	11/30/2012	181.01
52535000	Meals Deductible	CF	9300004945	11/30/2012	(1,021.02)
52535000	Meals Deductible	CF	9300004945	11/30/2012	1,021.02
52535000	Meals Deductible	CF	9300004947	11/30/2012	(47.73)
52535000	Meals Deductible	CF	9300004947	11/30/2012	47.73
52535000	Meals Deductible	CF	9300004949	11/30/2012	(190.38)
52535000	Meals Deductible	CF	9300004949	11/30/2012	190.38
52535000	Meals Deductible	CF	9300004955	11/30/2012	(2,072.11)
52535000	Meals Deductible	CF	9300004955	11/30/2012	2,072.11
52535000	Meals Deductible	CF	9300004961	11/30/2012	(1,340.72)
52535000	Meals Deductible	CF	9300004961	11/30/2012	1,340.72
52535000	Meals Deductible	CF	9300004963	11/30/2012	(109.17)
52535000	Meals Deductible	CF	9300004963	11/30/2012	109.17
52535000	Meals Deductible	CF	9300004971	11/30/2012	(1,789.27)
52535000	Meals Deductible	CF	9300004971	11/30/2012	1,789.27
52535000	Meals Deductible	CF	9300004975	11/30/2012	(551.39)
52535000	Meals Deductible	CF	9300004975	11/30/2012	551.39
52535000	Meals Deductible	CF	9300004977	11/30/2012	(2,468.82)
52535000	Meals Deductible	CF	9300004977	11/30/2012	2,468.82
52535000	Meals Deductible	CF	9300004979	11/30/2012	(86.31)
52535000	Meals Deductible	CF	9300004979	11/30/2012	86.31
52535000	Meals Deductible	CF	9300004981	11/30/2012	(45.87)
52535000	Meals Deductible	CF	9300004981	11/30/2012	45.87
52535000	Meals Deductible	CF	9300004983	11/30/2012	(29.09)
52535000	Meals Deductible	CF	9300004983	11/30/2012	29.09
52535000	Meals Deductible	CF	9300004988	11/30/2012	(88.39)
52535000	Meals Deductible	CF	9300004988	11/30/2012	88.39
52535000	Meals Deductible	CF	9300004994	11/30/2012	(194.16)
52535000	Meals Deductible	CF	9300004994	11/30/2012	194.16
52535000	Meals Deductible	CF	9300004996	11/30/2012	(109.73)
52535000	Meals Deductible	CF	9300004996	11/30/2012	109.73
52535000	Meals Deductible	CF	9300004998	11/30/2012	(67.03)
52535000	Meals Deductible	CF	9300004998	11/30/2012	67.03
52535000	Meals Deductible	CF	9300005001	11/30/2012	(668.17)
52535000	Meals Deductible	CF	9300005001	11/30/2012	668.17
52535000	Meals Deductible	CF	9300005004	11/30/2012	(17.62)
52535000	Meals Deductible	CF	9300005004	11/30/2012	17.62
52535000	Meals Deductible	CF	9300005006	11/30/2012	(189.62)
52535000	Meals Deductible	CF	9300005006	11/30/2012	189.62
52535000	Meals Deductible	CF	9300005008	11/30/2012	(538.24)
52535000	Meals Deductible	CF	9300005008	11/30/2012	538.24
52535000	Meals Deductible	CF	9300005010	11/30/2012	(1,148.83)

Kentucky American Water Company  
Case No. 2012-00520  
Response to PSC DR1, Item 31

Account	Description	Doc Type	Document Number	Posting Date	Amount
52535000	Meals Deductible	CF	9300005010	11/30/2012	1,148.83
52535000	Meals Deductible	CF	9300005012	11/30/2012	(32.54)
52535000	Meals Deductible	CF	9300005012	11/30/2012	32.54
52535000	Meals Deductible	CF	9300005014	11/30/2012	(253.83)
52535000	Meals Deductible	CF	9300005014	11/30/2012	253.83
52535000	Meals Deductible	CF	9300005018	11/30/2012	(28,953.83)
52535000	Meals Deductible	CF	9300005018	11/30/2012	28,953.83
52535000	Meals Deductible	UZ	2000000547	11/30/2012	(85.91)
52535000	Meals Deductible	UZ	2000000549	11/30/2012	(71.61)
52535000	Meals Deductible	UZ	2000000547	11/30/2012	(263.16)
52535000	Meals Deductible	UZ	2000000547	11/30/2012	(576.42)
52535100	Meals Nondeductible	ZI	9000000099	11/30/2012	42.43
52535100	Meals Nondeductible	ZI	9000000406	11/30/2012	42.49
52535100	Meals Nondeductible	CF	9300004945	11/30/2012	(42.49)
52535100	Meals Nondeductible	CF	9300004945	11/30/2012	42.49
52535100	Meals Nondeductible	CF	9300004959	11/30/2012	(42.43)
52535100	Meals Nondeductible	CF	9300004959	11/30/2012	42.43
52542000	Forms	SX	100001972	11/30/2012	34,339.40
52542000	Forms	SX	100001973	11/30/2012	5,688.37
52542000	Forms	SX	100001975	11/30/2012	16,051.60
52542000	Forms	SV	100001985	11/30/2012	15,647.02
52542000	Forms	CS	9300004585	11/30/2012	75,866.27
52542000	Forms	CS	9300005021	11/30/2012	(71,726.39)
52542015	Forms CA	CS	9300004585	11/30/2012	(75,866.27)
52542015	Forms CA	CS	9300005021	11/30/2012	71,726.39
52546000	Grounds Keeping	SV	100002018	11/30/2012	2,583.33
52546000	Grounds Keeping	ZI	9000000113	11/30/2012	367.71
52546000	Grounds Keeping	ZI	9000000791	11/30/2012	255.00
52546000	Grounds Keeping	ZI	9000000851	11/30/2012	41.60
52546000	Grounds Keeping	CS	9300004966	11/30/2012	(367.71)
52546000	Grounds Keeping	CS	9300004948	11/30/2012	(296.60)
52546000	Grounds Keeping	CS	9300005796	11/30/2012	(2,583.33)
52546000	Grounds Keeping	CS	9300004347	11/30/2012	(212.00)
52546000	Grounds Keeping	CS	9300004789	11/30/2012	(53.00)
52546000	Grounds Keeping	CS	9300004360	11/30/2012	(159.00)
52546000	Grounds Keeping	CS	9300004802	11/30/2012	(106.00)
52546000	Grounds Keeping	CS	9300004813	11/30/2012	(444.14)
52546000	Grounds Keeping	CS	9300004382	11/30/2012	(465.34)
52546000	Grounds Keeping	CS	9300004826	11/30/2012	(21.20)
52546011	Grounds Keeping SS	CS	9300004966	11/30/2012	367.71
52546013	Grounds Keeping WT	CS	9300004948	11/30/2012	296.60
52546013	Grounds Keeping WT	CS	9300005796	11/30/2012	2,583.33
52546013	Grounds Keeping WT	CS	9300004347	11/30/2012	212.00
52546013	Grounds Keeping WT	CS	9300004789	11/30/2012	53.00
52546013	Grounds Keeping WT	CS	9300004360	11/30/2012	159.00
52546013	Grounds Keeping WT	CS	9300004802	11/30/2012	106.00
52546014	Grounds Keeping TD	CS	9300004813	11/30/2012	444.14
52546014	Grounds Keeping TD	CS	9300004382	11/30/2012	465.34
52546014	Grounds Keeping TD	CS	9300004826	11/30/2012	21.20
52548000	Heating Oil/Gas	SV	100001935	11/30/2012	6.50
52548000	Heating Oil/Gas	SV	100001935	11/30/2012	1,206.16
52548000	Heating Oil/Gas	SV	100001935	11/30/2012	595.05
52548000	Heating Oil/Gas	SV	100002003	11/30/2012	(14.97)
52548000	Heating Oil/Gas	SV	100002003	11/30/2012	(0.55)
52548000	Heating Oil/Gas	SV	100002003	11/30/2012	(55.98)
52548000	Heating Oil/Gas	CS	9300004428	11/30/2012	(378.62)
52548000	Heating Oil/Gas	CS	9300004622	11/30/2012	444.44
52548000	Heating Oil/Gas	CS	9300004960	11/30/2012	(595.05)
52548000	Heating Oil/Gas	CS	9300005776	11/30/2012	14.97
52548000	Heating Oil/Gas	CS	9300004564	11/30/2012	8.16
52548000	Heating Oil/Gas	CS	9300004644	11/30/2012	(8.98)
52548000	Heating Oil/Gas	CS	9300004918	11/30/2012	(6.50)
52548000	Heating Oil/Gas	CS	9300005771	11/30/2012	0.55
52548000	Heating Oil/Gas	CS	9300004396	11/30/2012	(426.00)
52548000	Heating Oil/Gas	CS	9300004591	11/30/2012	657.24
52548000	Heating Oil/Gas	CS	9300004936	11/30/2012	(1,206.16)
52548000	Heating Oil/Gas	CS	9300005774	11/30/2012	55.98
52548014	Heating Oil/Gas TD	CS	9300004428	11/30/2012	378.62
52548014	Heating Oil/Gas TD	CS	9300004622	11/30/2012	(444.44)
52548014	Heating Oil/Gas TD	CS	9300004960	11/30/2012	595.05
52548014	Heating Oil/Gas TD	CS	9300005776	11/30/2012	(14.97)
52548014	Heating Oil/Gas TD	CS	9300004564	11/30/2012	(8.16)
52548014	Heating Oil/Gas TD	CS	9300004644	11/30/2012	8.98
52548014	Heating Oil/Gas TD	CS	9300004918	11/30/2012	6.50
52548014	Heating Oil/Gas TD	CS	9300005771	11/30/2012	(0.55)
52548016	Heating Oil/Gas AG	CS	9300004396	11/30/2012	426.00
52548016	Heating Oil/Gas AG	CS	9300004591	11/30/2012	(657.24)

Kentucky American Water Company  
Case No. 2012-00520  
Response to PSC DR1, Item 31

Account	Description	Doc Type	Document Number	Posting Date	Amount
52548016	Heating Oil/Gas AG	CS	9300004936	11/30/2012	1,206.16
52548016	Heating Oil/Gas AG	CS	9300005774	11/30/2012	(55.98)
52548100	Hiring Costs	CF	9300004433	11/30/2012	(255.14)
52548100	Hiring Costs	CF	9300004433	11/30/2012	255.14
52549000	Injuries and Damages	CF	9300004429	11/30/2012	(332.97)
52549000	Injuries and Damages	CF	9300004429	11/30/2012	332.97
52549000	Injuries and Damages	CF	9300004665	11/30/2012	(10,335.00)
52549000	Injuries and Damages	CF	9300004665	11/30/2012	10,335.00
52549500	Inv Phys W/O Scrap	WI	5000003492	11/30/2012	606.42
52549500	Inv Phys W/O Scrap	WI	5000003540	11/30/2012	(2,449.85)
52550000	Janitorial	SV	100001994	11/30/2012	1,300.00
52550000	Janitorial	SV	100002018	11/30/2012	117.15
52550000	Janitorial	SV	100002018	11/30/2012	2,721.00
52550000	Janitorial	SV	100002018	11/30/2012	124.60
52550000	Janitorial	SV	100002018	11/30/2012	10,806.66
52550000	Janitorial	SV	100002018	11/30/2012	29.66
52550000	Janitorial	ZI	9000000015	11/30/2012	42.84
52550000	Janitorial	ZI	9000000020	11/30/2012	11.86
52550000	Janitorial	ZI	9000000022	11/30/2012	25.35
52550000	Janitorial	ZI	9000000022	11/30/2012	4.27
52550000	Janitorial	ZI	9000000075	11/30/2012	406.18
52550000	Janitorial	ZI	9000000092	11/30/2012	45.97
52550000	Janitorial	ZI	9000000092	11/30/2012	4.27
52550000	Janitorial	ZI	9000000174	11/30/2012	4.27
52550000	Janitorial	ZI	9000000174	11/30/2012	27.97
52550000	Janitorial	ZI	9000000254	11/30/2012	27.97
52550000	Janitorial	ZI	9000000254	11/30/2012	4.27
52550000	Janitorial	ZI	9000000285	11/30/2012	45.91
52550000	Janitorial	ZI	9000000285	11/30/2012	4.27
52550000	Janitorial	ZI	9000000350	11/30/2012	76.32
52550000	Janitorial	ZI	9000000796	11/30/2012	1,196.67
52550000	Janitorial	ZI	9000000797	11/30/2012	1,019.03
52550000	Janitorial	ZI	9000000918	11/30/2012	4.27
52550000	Janitorial	ZI	9000000944	11/30/2012	4.27
52550000	Janitorial	ZI	9000000960	11/30/2012	(4.27)
52550000	Janitorial	ZI	9000000964	11/30/2012	13.10
52550000	Janitorial	ZI	9000000980	11/30/2012	4.27
52550000	Janitorial	ZI	9000001020	11/30/2012	4.27
52550000	Janitorial	ZI	9000001043	11/30/2012	4.27
52550000	Janitorial	ZI	9000001052	11/30/2012	59.60
52550000	Janitorial	ZI	9000001053	11/30/2012	26.50
52550000	Janitorial	CS	9300004605	11/30/2012	(1,378.00)
52550000	Janitorial	CS	9300004659	11/30/2012	(1,325.00)
52550000	Janitorial	CS	9300004948	11/30/2012	(460.88)
52550000	Janitorial	CS	9300004997	11/30/2012	(17.08)
52550000	Janitorial	CS	9300005026	11/30/2012	(1,300.00)
52550000	Janitorial	CS	9300005796	11/30/2012	(241.75)
52550000	Janitorial	CS	9300004894	11/30/2012	(199.67)
52550000	Janitorial	CS	9300004900	11/30/2012	(76.32)
52550000	Janitorial	CS	9300004873	11/30/2012	(50.35)
52550000	Janitorial	CS	9300004912	11/30/2012	(59.60)
52550000	Janitorial	CS	9300004545	11/30/2012	5,403.33
52550000	Janitorial	CS	9300004974	11/30/2012	(39.02)
52550000	Janitorial	CS	9300005781	11/30/2012	(10,806.66)
52550000	Janitorial	CS	9300004377	11/30/2012	(551.28)
52550000	Janitorial	CS	9300005786	11/30/2012	(2,721.00)
52550000	Janitorial	CS	9300004954	11/30/2012	(2,215.70)
52550000	Janitorial	CS	9300004905	11/30/2012	(38.43)
52550000	Janitorial	CS	9300004978	11/30/2012	(8.54)
52550000	Janitorial	CS	9300004942	11/30/2012	(13.10)
52550000	Janitorial	CS	9300005788	11/30/2012	(29.66)
52550013	Janitorial WT	CS	9300004605	11/30/2012	1,378.00
52550013	Janitorial WT	CS	9300004659	11/30/2012	1,325.00
52550013	Janitorial WT	CS	9300004948	11/30/2012	460.88
52550013	Janitorial WT	CS	9300004997	11/30/2012	17.08
52550013	Janitorial WT	CS	9300005026	11/30/2012	1,300.00
52550013	Janitorial WT	CS	9300005796	11/30/2012	241.75
52550013	Janitorial WT	CS	9300004894	11/30/2012	199.67
52550013	Janitorial WT	CS	9300004900	11/30/2012	76.32
52550014	Janitorial TD	CS	9300004873	11/30/2012	50.35
52550014	Janitorial TD	CS	9300004912	11/30/2012	59.60
52550016	Janitorial AG	CS	9300004545	11/30/2012	(5,403.33)
52550016	Janitorial AG	CS	9300004974	11/30/2012	39.02
52550016	Janitorial AG	CS	9300005781	11/30/2012	10,806.66
52550016	Janitorial AG	CS	9300004377	11/30/2012	551.28
52550016	Janitorial AG	CS	9300005786	11/30/2012	2,721.00
52550016	Janitorial AG	CS	9300004954	11/30/2012	2,215.70

Kentucky American Water Company  
Case No. 2012-00520  
Response to PSC DR1, Item 31

Account	Description	Doc Type	Document Number	Posting Date	Amount
52550016	Janitorial AG	CS	9300004905	11/30/2012	38.43
52550016	Janitorial AG	CS	9300004978	11/30/2012	8.54
52550016	Janitorial AG	CS	9300004942	11/30/2012	13.10
52550016	Janitorial AG	CS	9300005788	11/30/2012	29.66
52554500	Lab Supplies	SV	100001994	11/30/2012	1,600.00
52554500	Lab Supplies	SV	100002018	11/30/2012	477.21
52554500	Lab Supplies	SV	100002018	11/30/2012	4.18
52554500	Lab Supplies	SV	100002018	11/30/2012	1,041.85
52554500	Lab Supplies	SV	100002018	11/30/2012	32.07
52554500	Lab Supplies	SV	100002018	11/30/2012	175.39
52554500	Lab Supplies	SV	100002018	11/30/2012	273.85
52554500	Lab Supplies	ZI	9000000023	11/30/2012	812.04
52554500	Lab Supplies	ZI	9000000052	11/30/2012	26.62
52554500	Lab Supplies	ZI	9000000055	11/30/2012	65.70
52554500	Lab Supplies	ZI	9000000056	11/30/2012	175.20
52554500	Lab Supplies	ZI	9000000057	11/30/2012	115.82
52554500	Lab Supplies	ZI	9000000058	11/30/2012	142.35
52554500	Lab Supplies	ZI	9000000059	11/30/2012	708.45
52554500	Lab Supplies	ZI	9000000060	11/30/2012	268.21
52554500	Lab Supplies	ZI	9000000061	11/30/2012	142.68
52554500	Lab Supplies	ZI	9000000062	11/30/2012	282.41
52554500	Lab Supplies	ZI	9000000097	11/30/2012	538.41
52554500	Lab Supplies	ZI	9000000098	11/30/2012	460.57
52554500	Lab Supplies	ZI	9000000100	11/30/2012	96.01
52554500	Lab Supplies	ZI	9000000216	11/30/2012	564.65
52554500	Lab Supplies	ZI	9000000222	11/30/2012	581.66
52554500	Lab Supplies	ZI	9000000414	11/30/2012	79.75
52554500	Lab Supplies	ZI	9000000487	11/30/2012	67.33
52554500	Lab Supplies	ZI	9000000488	11/30/2012	177.49
52554500	Lab Supplies	ZI	9000000510	11/30/2012	265.76
52554500	Lab Supplies	ZI	9000000537	11/30/2012	144.79
52554500	Lab Supplies	ZI	9000000795	11/30/2012	1,482.86
52554500	Lab Supplies	ZI	9000000821	11/30/2012	3.92
52554500	Lab Supplies	ZI	9000000853	11/30/2012	452.72
52554500	Lab Supplies	ZI	9000000903	11/30/2012	147.90
52554500	Lab Supplies	ZI	9000000927	11/30/2012	268.11
52554500	Lab Supplies	ZI	9000000983	11/30/2012	453.10
52554500	Lab Supplies	ZI	9000001028	11/30/2012	301.30
52554500	Lab Supplies	CF	9300004357	11/30/2012	(61.01)
52554500	Lab Supplies	CF	9300004357	11/30/2012	61.01
52554500	Lab Supplies	CF	9300004361	11/30/2012	(13.73)
52554500	Lab Supplies	CF	9300004361	11/30/2012	13.73
52554500	Lab Supplies	CF	9300004386	11/30/2012	(5.94)
52554500	Lab Supplies	CF	9300004386	11/30/2012	5.94
52554500	Lab Supplies	CF	9300004399	11/30/2012	(86.11)
52554500	Lab Supplies	CF	9300004399	11/30/2012	86.11
52554500	Lab Supplies	CF	9300004427	11/30/2012	(1,867.78)
52554500	Lab Supplies	CF	9300004427	11/30/2012	1,867.78
52554500	Lab Supplies	CF	9300004429	11/30/2012	(188.26)
52554500	Lab Supplies	CF	9300004429	11/30/2012	188.26
52554500	Lab Supplies	CF	9300004594	11/30/2012	(17.42)
52554500	Lab Supplies	CF	9300004594	11/30/2012	17.42
52554500	Lab Supplies	CF	9300004621	11/30/2012	1,488.49
52554500	Lab Supplies	CF	9300004621	11/30/2012	(1,488.49)
52554500	Lab Supplies	CF	9300004623	11/30/2012	(184.47)
52554500	Lab Supplies	CF	9300004623	11/30/2012	184.47
52554500	Lab Supplies	CF	9300004872	11/30/2012	(32.98)
52554500	Lab Supplies	CF	9300004872	11/30/2012	32.98
52554500	Lab Supplies	CF	9300004874	11/30/2012	(273.34)
52554500	Lab Supplies	CF	9300004874	11/30/2012	273.34
52554500	Lab Supplies	CF	9300004901	11/30/2012	(410.55)
52554500	Lab Supplies	CF	9300004901	11/30/2012	410.55
52554500	Lab Supplies	CF	9300004940	11/30/2012	(285.03)
52554500	Lab Supplies	CF	9300004940	11/30/2012	285.03
52554500	Lab Supplies	CF	9300004949	11/30/2012	79.75
52554500	Lab Supplies	CF	9300004949	11/30/2012	(79.75)
52554500	Lab Supplies	CF	9300004959	11/30/2012	(8,050.48)
52554500	Lab Supplies	CF	9300004959	11/30/2012	8,050.48
52554500	Lab Supplies	CF	9300004975	11/30/2012	(740.19)
52554500	Lab Supplies	CF	9300004975	11/30/2012	740.19
52554500	Lab Supplies	CF	9300005006	11/30/2012	(2,624.87)
52554500	Lab Supplies	CF	9300005006	11/30/2012	2,624.87
52554500	Lab Supplies	CF	9300005027	11/30/2012	(1,600.00)
52554500	Lab Supplies	CF	9300005027	11/30/2012	1,600.00
52554500	Lab Supplies	CF	9300005782	11/30/2012	(273.85)
52554500	Lab Supplies	CF	9300005782	11/30/2012	273.85
52554500	Lab Supplies	CF	9300005783	11/30/2012	(175.39)



Kentucky American Water Company  
Case No. 2012-00520  
Response to PSC DR1, Item 31

Account	Description	Doc Type	Document Number	Posting Date	Amount
52554500	Lab Supplies	CF	9300005783	11/30/2012	175.39
52554500	Lab Supplies	CF	9300005793	11/30/2012	(32.07)
52554500	Lab Supplies	CF	9300005793	11/30/2012	32.07
52554500	Lab Supplies	CF	9300005797	11/30/2012	(477.21)
52554500	Lab Supplies	CF	9300005797	11/30/2012	477.21
52554500	Lab Supplies	CF	9300005802	11/30/2012	(1,041.85)
52554500	Lab Supplies	CF	9300005802	11/30/2012	1,041.85
52554500	Lab Supplies	CF	9300005804	11/30/2012	(4.18)
52554500	Lab Supplies	CF	9300005804	11/30/2012	4.18
52556500	Low Income Pay Prog	SA	100002038	11/30/2012	15,000.00
52562000	Office Supplies	SV	100002018	11/30/2012	498.39
52562000	Office Supplies	SV	100002018	11/30/2012	473.18
52562000	Office Supplies	SV	100002018	11/30/2012	40.93
52562000	Office Supplies	SV	100002018	11/30/2012	8.60
52562000	Office Supplies	SV	100002018	11/30/2012	196.93
52562000	Office Supplies	WE	5000003487	11/30/2012	0.54
52562000	Office Supplies	ZI	9000000004	11/30/2012	94.55
52562000	Office Supplies	ZI	9000000004	11/30/2012	352.09
52562000	Office Supplies	ZI	9000000004	11/30/2012	94.55
52562000	Office Supplies	ZI	9000000014	11/30/2012	81.90
52562000	Office Supplies	ZI	9000000027	11/30/2012	83.92
52562000	Office Supplies	ZI	9000000036	11/30/2012	136.10
52562000	Office Supplies	ZI	9000000085	11/30/2012	24.37
52562000	Office Supplies	ZI	9000000120	11/30/2012	101.98
52562000	Office Supplies	ZI	9000000260	11/30/2012	83.61
52562000	Office Supplies	ZI	9000000264	11/30/2012	106.55
52562000	Office Supplies	ZI	9000000321	11/30/2012	134.63
52562000	Office Supplies	ZI	9000000346	11/30/2012	195.99
52562000	Office Supplies	ZI	9000000351	11/30/2012	38.16
52562000	Office Supplies	ZI	9000000432	11/30/2012	57.21
52562000	Office Supplies	ZI	9000000439	11/30/2012	24.45
52562000	Office Supplies	ZI	9000000467	11/30/2012	92.20
52562000	Office Supplies	ZI	9000000511	11/30/2012	91.18
52562000	Office Supplies	ZI	9000000512	11/30/2012	58.78
52562000	Office Supplies	ZI	9000000571	11/30/2012	177.70
52562000	Office Supplies	ZI	9000000575	11/30/2012	917.73
52562000	Office Supplies	ZI	9000000596	11/30/2012	73.48
52562000	Office Supplies	ZI	9000000645	11/30/2012	329.50
52562000	Office Supplies	ZI	9000000716	11/30/2012	82.61
52562000	Office Supplies	ZI	9000000753	11/30/2012	633.46
52562000	Office Supplies	ZI	9000000756	11/30/2012	216.57
52562000	Office Supplies	ZI	9000000757	11/30/2012	7.69
52562000	Office Supplies	ZI	9000000779	11/30/2012	53.72
52562000	Office Supplies	ZI	9000000816	11/30/2012	179.14
52562000	Office Supplies	ZI	9000000838	11/30/2012	198.64
52562000	Office Supplies	ZI	9000000861	11/30/2012	20.06
52562000	Office Supplies	ZI	9000000868	11/30/2012	79.35
52562000	Office Supplies	ZI	9000000871	11/30/2012	48.50
52562000	Office Supplies	ZI	9000000873	11/30/2012	362.17
52562000	Office Supplies	ZI	9000000902	11/30/2012	56.00
52562000	Office Supplies	ZI	9000000912	11/30/2012	498.69
52562000	Office Supplies	ZI	9000000926	11/30/2012	45.06
52562000	Office Supplies	ZI	9000001023	11/30/2012	8.54
52562000	Office Supplies	ZI	9000001078	11/30/2012	19.30
52562000	Office Supplies	CS	9300005011	11/30/2012	(791.67)
52562000	Office Supplies	CS	9300004948	11/30/2012	(3,314.22)
52562000	Office Supplies	CS	9300004997	11/30/2012	(785.91)
52562000	Office Supplies	CS	9300005796	11/30/2012	(498.39)
52562000	Office Supplies	CS	9300004426	11/30/2012	(223.72)
52562000	Office Supplies	CS	9300004958	11/30/2012	(230.33)
52562000	Office Supplies	CS	9300005005	11/30/2012	(214.81)
52562000	Office Supplies	CS	9300005801	11/30/2012	(473.18)
52562000	Office Supplies	CS	9300004398	11/30/2012	17.90
52562000	Office Supplies	CS	9300004900	11/30/2012	(559.90)
52562000	Office Supplies	CS	9300004873	11/30/2012	(360.65)
52562000	Office Supplies	CS	9300004960	11/30/2012	(126.43)
52562000	Office Supplies	CS	9300004356	11/30/2012	(558.06)
52562000	Office Supplies	CS	9300004798	11/30/2012	(42.34)
52562000	Office Supplies	CS	9300004897	11/30/2012	(148.27)
52562000	Office Supplies	CS	9300004974	11/30/2012	(38.16)
52562000	Office Supplies	CS	9300005781	11/30/2012	(40.93)
52562000	Office Supplies	CS	9300004797	11/30/2012	(64.66)
52562000	Office Supplies	CS	9300004896	11/30/2012	(73.48)
52562000	Office Supplies	CS	9300004377	11/30/2012	(2,292.16)
52562000	Office Supplies	CS	9300004570	11/30/2012	(31.32)
52562000	Office Supplies	CS	9300004821	11/30/2012	(41.81)
52562000	Office Supplies	CS	9300004922	11/30/2012	(446.64)

Kentucky American Water Company  
Case No. 2012-00520  
Response to PSC DR1, Item 31

Account	Description	Doc Type	Document Number	Posting Date	Amount
52562000	Office Supplies	CS	9300005786	11/30/2012	(8.60)
52562000	Office Supplies	CS	9300004432	11/30/2012	(206.27)
52562000	Office Supplies	CS	9300004658	11/30/2012	(282.69)
52562000	Office Supplies	CS	9300004944	11/30/2012	(633.46)
52562000	Office Supplies	CS	9300005795	11/30/2012	(196.93)
52562000	Office Supplies	CS	9300004550	11/30/2012	(182.11)
52562000	Office Supplies	CS	9300004905	11/30/2012	(149.70)
52562000	Office Supplies	CS	9300004985	11/30/2012	(50.11)
52562000	Office Supplies	UZ	2000000547	11/30/2012	(177.70)
52562011	Off&Adm Supplies SS	CS	9300005011	11/30/2012	791.67
52562013	Off&Adm Supplies WT	CS	9300004948	11/30/2012	3,314.22
52562013	Off&Adm Supplies WT	CS	9300004997	11/30/2012	785.91
52562013	Off&Adm Supplies WT	CS	9300005796	11/30/2012	498.39
52562013	Off&Adm Supplies WT	CS	9300004426	11/30/2012	223.72
52562013	Off&Adm Supplies WT	CS	9300004958	11/30/2012	230.33
52562013	Off&Adm Supplies WT	CS	9300005005	11/30/2012	214.81
52562013	Off&Adm Supplies WT	CS	9300005801	11/30/2012	473.18
52562013	Off&Adm Supplies WT	CS	9300004398	11/30/2012	(17.90)
52562013	Off&Adm Supplies WT	CS	9300004900	11/30/2012	559.90
52562013	Off&Adm Supplies WT	CS	9300004985	11/30/2012	50.11
52562014	Off&Adm Supplies TD	CS	9300004873	11/30/2012	360.65
52562014	Off&Adm Supplies TD	CS	9300004960	11/30/2012	126.43
52562016	Off&Adm Supplies AG	CS	9300004356	11/30/2012	558.06
52562016	Off&Adm Supplies AG	CS	9300004798	11/30/2012	42.34
52562016	Off&Adm Supplies AG	CS	9300004897	11/30/2012	148.27
52562016	Off&Adm Supplies AG	CS	9300004974	11/30/2012	38.16
52562016	Off&Adm Supplies AG	CS	9300005781	11/30/2012	40.93
52562016	Off&Adm Supplies AG	CS	9300004797	11/30/2012	64.66
52562016	Off&Adm Supplies AG	CS	9300004896	11/30/2012	73.48
52562016	Off&Adm Supplies AG	CS	9300004377	11/30/2012	2,292.16
52562016	Off&Adm Supplies AG	CS	9300004570	11/30/2012	31.32
52562016	Off&Adm Supplies AG	CS	9300004821	11/30/2012	41.81
52562016	Off&Adm Supplies AG	CS	9300004922	11/30/2012	446.64
52562016	Off&Adm Supplies AG	CS	9300005786	11/30/2012	8.60
52562016	Off&Adm Supplies AG	CS	9300004432	11/30/2012	206.27
52562016	Off&Adm Supplies AG	CS	9300004658	11/30/2012	282.69
52562016	Off&Adm Supplies AG	CS	9300004944	11/30/2012	633.46
52562016	Off&Adm Supplies AG	CS	9300005795	11/30/2012	196.93
52562016	Off&Adm Supplies AG	CS	9300004550	11/30/2012	182.11
52562016	Off&Adm Supplies AG	CS	9300004905	11/30/2012	149.70
52562500	Overnight Shippng	SN	100001946	11/30/2012	(0.81)
52562500	Overnight Shippng	SV	100002018	11/30/2012	107.08
52562500	Overnight Shippng	SV	100002018	11/30/2012	147.21
52562500	Overnight Shippng	SV	100002018	11/30/2012	11.91
52562500	Overnight Shippng	SV	100002018	11/30/2012	72.30
52562500	Overnight Shippng	KR	5000003447	11/30/2012	12.41
52562500	Overnight Shippng	ZI	9000000251	11/30/2012	9.90
52562500	Overnight Shippng	ZI	9000000357	11/30/2012	5.25
52562500	Overnight Shippng	ZI	9000000998	11/30/2012	9.28
52562500	Overnight Shippng	CS	9300004411	11/30/2012	(4.83)
52562500	Overnight Shippng	CS	9300004605	11/30/2012	(471.85)
52562500	Overnight Shippng	CS	9300004948	11/30/2012	(15.15)
52562500	Overnight Shippng	CS	9300005796	11/30/2012	(107.08)
52562500	Overnight Shippng	CS	9300004426	11/30/2012	(700.82)
52562500	Overnight Shippng	CS	9300004871	11/30/2012	(403.74)
52562500	Overnight Shippng	CS	9300005801	11/30/2012	(147.21)
52562500	Overnight Shippng	CS	9300004973	11/30/2012	(26.50)
52562500	Overnight Shippng	CS	9300004398	11/30/2012	(56.73)
52562500	Overnight Shippng	CS	9300004419	11/30/2012	(12.40)
52562500	Overnight Shippng	CS	9300004614	11/30/2012	(25.25)
52562500	Overnight Shippng	CS	9300004865	11/30/2012	(186.06)
52562500	Overnight Shippng	CS	9300005798	11/30/2012	(11.91)
52562500	Overnight Shippng	CS	9300004545	11/30/2012	(46.19)
52562500	Overnight Shippng	CS	9300004798	11/30/2012	(37.34)
52562500	Overnight Shippng	CS	9300005781	11/30/2012	(72.30)
52562500	Overnight Shippng	CS	9300004424	11/30/2012	(50.50)
52562500	Overnight Shippng	CS	9300004869	11/30/2012	(12.41)
52562500	Overnight Shippng	CS	9300004954	11/30/2012	0.81
52562500	Overnight Shippng	CS	9300004942	11/30/2012	(9.28)
52562500	Overnight Shippng	CS	9300004573	11/30/2012	(17.15)
52562513	Overnight Shippng WT	CS	9300004411	11/30/2012	4.83
52562513	Overnight Shippng WT	CS	9300004605	11/30/2012	471.85
52562513	Overnight Shippng WT	CS	9300004948	11/30/2012	15.15
52562513	Overnight Shippng WT	CS	9300005796	11/30/2012	107.08
52562513	Overnight Shippng WT	CS	9300004426	11/30/2012	700.82
52562513	Overnight Shippng WT	CS	9300004871	11/30/2012	403.74
52562513	Overnight Shippng WT	CS	9300005801	11/30/2012	147.21

Kentucky American Water Company  
Case No. 2012-00520  
Response to PSC DR1, Item 31

Account	Description	Doc Type	Document Number	Posting Date	Amount
52562513	Overnight Shippng WT	CS	9300004973	11/30/2012	26.50
52562513	Overnight Shippng WT	CS	9300004398	11/30/2012	56.73
52562513	Overnight Shippng WT	CS	9300004573	11/30/2012	17.15
52562515	Overnight Shippng CA	CS	9300004419	11/30/2012	12.40
52562515	Overnight Shippng CA	CS	9300004614	11/30/2012	25.25
52562515	Overnight Shippng CA	CS	9300004865	11/30/2012	186.06
52562515	Overnight Shippng CA	CS	9300005798	11/30/2012	11.91
52562516	Overnight Shippng AG	CS	9300004545	11/30/2012	46.19
52562516	Overnight Shippng AG	CS	9300004798	11/30/2012	37.34
52562516	Overnight Shippng AG	CS	9300005781	11/30/2012	72.30
52562516	Overnight Shippng AG	CS	9300004424	11/30/2012	50.50
52562516	Overnight Shippng AG	CS	9300004869	11/30/2012	12.41
52562516	Overnight Shippng AG	CS	9300004954	11/30/2012	(0.81)
52562516	Overnight Shippng AG	CS	9300004942	11/30/2012	9.28
52566000	Postage	SA	100001955	11/30/2012	46,473.76
52566000	Postage	CS	9300004991	11/30/2012	(46,473.76)
52566015	Postage CA	CS	9300004991	11/30/2012	46,473.76
52567000	Relocation Expenses	SV	100002018	11/30/2012	37.77
52567000	Relocation Expenses	SV	100002018	11/30/2012	42.74
52567000	Relocation Expenses	CF	9300005782	11/30/2012	(42.74)
52567000	Relocation Expenses	CF	9300005782	11/30/2012	42.74
52567000	Relocation Expenses	CF	9300005805	11/30/2012	(37.77)
52567000	Relocation Expenses	CF	9300005805	11/30/2012	37.77
52568000	Research & Develop	SA	100001843	11/30/2012	73.70
52568000	Research & Develop	SA	100001993	11/30/2012	1,700.50
52568000	Research & Develop	CF	9300004637	11/30/2012	(73.70)
52568000	Research & Develop	CF	9300004637	11/30/2012	73.70
52568000	Research & Develop	CF	9300005018	11/30/2012	(1,700.50)
52568000	Research & Develop	CF	9300005018	11/30/2012	1,700.50
52571000	Security Svc	SV	100001994	11/30/2012	3,808.00
52571000	Security Svc	SV	100002018	11/30/2012	200.00
52571000	Security Svc	CS	9300004591	11/30/2012	3,808.00
52571000	Security Svc	CS	9300005023	11/30/2012	(3,808.00)
52571000	Security Svc	CS	9300005792	11/30/2012	(200.00)
52571016	Security Svc AG	CS	9300004591	11/30/2012	(3,808.00)
52571016	Security Svc AG	CS	9300005023	11/30/2012	3,808.00
52571016	Security Svc AG	CS	9300005792	11/30/2012	200.00
52571100	Add'l Security Costs	CF	9300004397	11/30/2012	791.79
52571100	Add'l Security Costs	CF	9300004397	11/30/2012	(791.79)
52571100	Add'l Security Costs	CF	9300004592	11/30/2012	(4,035.00)
52571100	Add'l Security Costs	CF	9300004592	11/30/2012	4,035.00
52571100	Add'l Security Costs	CF	9300004655	11/30/2012	(1,008.75)
52571100	Add'l Security Costs	CF	9300004655	11/30/2012	1,008.75
52571100	Add'l Security Costs	CF	9300004844	11/30/2012	(1,008.75)
52571100	Add'l Security Costs	CF	9300004844	11/30/2012	1,008.75
52571500	Software Licenses	SA	100001840	11/30/2012	1,953.48
52571500	Software Licenses	SA	100001844	11/30/2012	85.29
52571500	Software Licenses	SA	100001845	11/30/2012	240.11
52571500	Software Licenses	SA	100001939	11/30/2012	472.50
52571500	Software Licenses	SA	100001940	11/30/2012	286.35
52571500	Software Licenses	SA	100001995	11/30/2012	554.17
52571500	Software Licenses	SA	100002027	11/30/2012	(554.17)
52571500	Software Licenses	SA	100002028	11/30/2012	(0.17)
52571500	Software Licenses	SA	100002033	11/30/2012	472.50
52571500	Software Licenses	CF	9300004637	11/30/2012	(2,278.88)
52571500	Software Licenses	CF	9300004637	11/30/2012	2,278.88
52571500	Software Licenses	CF	9300004898	11/30/2012	(758.85)
52571500	Software Licenses	CF	9300004898	11/30/2012	758.85
52571500	Software Licenses	CF	9300005018	11/30/2012	(554.17)
52571500	Software Licenses	CF	9300005018	11/30/2012	554.17
52571500	Software Licenses	CF	9300006086	11/30/2012	81.84
52571500	Software Licenses	CF	9300006086	11/30/2012	(81.84)
52574000	Telephone	SV	100001934	11/30/2012	1,980.63
52574000	Telephone	SV	100001934	11/30/2012	410.63
52574000	Telephone	SV	100001934	11/30/2012	53.63
52574000	Telephone	SV	100001934	11/30/2012	327.05
52574000	Telephone	SV	100001934	11/30/2012	35.56
52574000	Telephone	SV	100001934	11/30/2012	27.18
52574000	Telephone	SV	100001934	11/30/2012	45.60
52574000	Telephone	SV	100001934	11/30/2012	2,782.97
52574000	Telephone	SV	100001934	11/30/2012	59.92
52574000	Telephone	SV	100001934	11/30/2012	111.00
52574000	Telephone	CS	9300004555	11/30/2012	68.22
52574000	Telephone	CS	9300004909	11/30/2012	(1,980.63)
52574000	Telephone	CS	9300004421	11/30/2012	(1,583.07)
52574000	Telephone	CS	9300004615	11/30/2012	2,703.85
52574000	Telephone	CS	9300004866	11/30/2012	(5,647.69)

Kentucky American Water Company  
Case No. 2012-00520  
Response to PSC DR1, Item 31

Account	Description	Doc Type	Document Number	Posting Date	Amount
52574000	Telephone	CS	9300004953	11/30/2012	(410.63)
52574000	Telephone	CS	9300004545	11/30/2012	56.41
52574000	Telephone	CS	9300004897	11/30/2012	(111.00)
52574000	Telephone	CS	9300004570	11/30/2012	27.25
52574000	Telephone	CS	9300004922	11/30/2012	(53.63)
52574000	Telephone	CS	9300004409	11/30/2012	(252.60)
52574000	Telephone	CS	9300004604	11/30/2012	272.03
52574000	Telephone	CS	9300004855	11/30/2012	(246.72)
52574000	Telephone	CS	9300004944	11/30/2012	(327.05)
52574000	Telephone	CS	9300004353	11/30/2012	(122.50)
52574000	Telephone	CS	9300004544	11/30/2012	40.83
52574000	Telephone	CS	9300004795	11/30/2012	(98.00)
52574000	Telephone	CS	9300004895	11/30/2012	(35.56)
52574000	Telephone	CS	9300004618	11/30/2012	13.81
52574000	Telephone	CS	9300004869	11/30/2012	(40.20)
52574000	Telephone	CS	9300004954	11/30/2012	(27.18)
52574000	Telephone	CS	9300004559	11/30/2012	1.42
52574000	Telephone	CS	9300004812	11/30/2012	(0.58)
52574000	Telephone	CS	9300004911	11/30/2012	(45.60)
52574000	Telephone	CS	9300004363	11/30/2012	(625.01)
52574000	Telephone	CS	9300004550	11/30/2012	696.06
52574000	Telephone	CS	9300004805	11/30/2012	(887.59)
52574000	Telephone	CS	9300004905	11/30/2012	(2,782.97)
52574000	Telephone	CS	9300004589	11/30/2012	1.92
52574000	Telephone	CS	9300004841	11/30/2012	(186.57)
52574000	Telephone	CS	9300004934	11/30/2012	(59.92)
52574013	Telephone WT	CS	9300004555	11/30/2012	(68.22)
52574013	Telephone WT	CS	9300004909	11/30/2012	1,980.63
52574015	Telephone CA	CS	9300004421	11/30/2012	1,583.07
52574015	Telephone CA	CS	9300004615	11/30/2012	(2,703.85)
52574015	Telephone CA	CS	9300004866	11/30/2012	5,647.69
52574015	Telephone CA	CS	9300004953	11/30/2012	410.63
52574016	Telephone AG	CS	9300004545	11/30/2012	(56.41)
52574016	Telephone AG	CS	9300004897	11/30/2012	111.00
52574016	Telephone AG	CS	9300004570	11/30/2012	(27.25)
52574016	Telephone AG	CS	9300004922	11/30/2012	53.63
52574016	Telephone AG	CS	9300004409	11/30/2012	252.60
52574016	Telephone AG	CS	9300004604	11/30/2012	(272.03)
52574016	Telephone AG	CS	9300004855	11/30/2012	246.72
52574016	Telephone AG	CS	9300004944	11/30/2012	327.05
52574016	Telephone AG	CS	9300004353	11/30/2012	122.50
52574016	Telephone AG	CS	9300004544	11/30/2012	(40.83)
52574016	Telephone AG	CS	9300004795	11/30/2012	98.00
52574016	Telephone AG	CS	9300004895	11/30/2012	35.56
52574016	Telephone AG	CS	9300004618	11/30/2012	(13.81)
52574016	Telephone AG	CS	9300004869	11/30/2012	40.20
52574016	Telephone AG	CS	9300004954	11/30/2012	27.18
52574016	Telephone AG	CS	9300004559	11/30/2012	(1.42)
52574016	Telephone AG	CS	9300004812	11/30/2012	0.58
52574016	Telephone AG	CS	9300004911	11/30/2012	45.60
52574016	Telephone AG	CS	9300004363	11/30/2012	625.01
52574016	Telephone AG	CS	9300004550	11/30/2012	(696.06)
52574016	Telephone AG	CS	9300004805	11/30/2012	887.59
52574016	Telephone AG	CS	9300004905	11/30/2012	2,782.97
52574016	Telephone AG	CS	9300004589	11/30/2012	(1.92)
52574016	Telephone AG	CS	9300004841	11/30/2012	186.57
52574016	Telephone AG	CS	9300004934	11/30/2012	59.92
52574100	Cell Phone	SV	100001934	11/30/2012	48.72
52574100	Cell Phone	SV	100001934	11/30/2012	4.59
52574100	Cell Phone	SV	100001934	11/30/2012	309.43
52574100	Cell Phone	SV	100001934	11/30/2012	542.21
52574100	Cell Phone	SV	100001934	11/30/2012	215.35
52574100	Cell Phone	SV	100001934	11/30/2012	398.98
52574100	Cell Phone	SV	100001934	11/30/2012	52.09
52574100	Cell Phone	SV	100001934	11/30/2012	51.10
52574100	Cell Phone	SV	100001934	11/30/2012	1,237.87
52574100	Cell Phone	SV	100001934	11/30/2012	1,914.59
52574100	Cell Phone	SV	100001934	11/30/2012	532.27
52574100	Cell Phone	SV	100001934	11/30/2012	57.41
52574100	Cell Phone	SV	100001934	11/30/2012	517.41
52574100	Cell Phone	SV	100001934	11/30/2012	191.90
52574100	Cell Phone	ZI	9000000012	11/30/2012	10.60
52574100	Cell Phone	ZI	9000000171	11/30/2012	8.48
52574100	Cell Phone	ZI	9000000299	11/30/2012	15.89
52574100	Cell Phone	ZI	9000000737	11/30/2012	551.16
52574100	Cell Phone	ZI	9000000786	11/30/2012	31.79
52574100	Cell Phone	ZI	9000000787	11/30/2012	100.00

Kentucky American Water Company  
Case No. 2012-00520  
Response to PSC DR1, Item 31

Account	Description	Doc Type	Document Number	Posting Date	Amount
52574100	Cell Phone	ZI	900000898	11/30/2012	200.00
52574100	Cell Phone	ZI	9000001045	11/30/2012	20.00
52574100	Cell Phone	ZI	9000001049	11/30/2012	50.00
52574100	Cell Phone	CS	9300004411	11/30/2012	(65.66)
52574100	Cell Phone	CS	9300004605	11/30/2012	117.99
52574100	Cell Phone	CS	9300004856	11/30/2012	(65.66)
52574100	Cell Phone	CS	9300004948	11/30/2012	(48.72)
52574100	Cell Phone	CS	9300004563	11/30/2012	(41.09)
52574100	Cell Phone	CS	9300004916	11/30/2012	(4.59)
52574100	Cell Phone	CS	9300004622	11/30/2012	(676.63)
52574100	Cell Phone	CS	9300004873	11/30/2012	(173.43)
52574100	Cell Phone	CS	9300004960	11/30/2012	(984.43)
52574100	Cell Phone	CS	9300004585	11/30/2012	763.51
52574100	Cell Phone	CS	9300004837	11/30/2012	(560.28)
52574100	Cell Phone	CS	9300004932	11/30/2012	(542.21)
52574100	Cell Phone	CS	9300004865	11/30/2012	(14.95)
52574100	Cell Phone	CS	9300004356	11/30/2012	(281.06)
52574100	Cell Phone	CS	9300004545	11/30/2012	505.07
52574100	Cell Phone	CS	9300004798	11/30/2012	(290.26)
52574100	Cell Phone	CS	9300004897	11/30/2012	(215.35)
52574100	Cell Phone	CS	9300004636	11/30/2012	(214.21)
52574100	Cell Phone	CS	9300004377	11/30/2012	(534.67)
52574100	Cell Phone	CS	9300004570	11/30/2012	960.81
52574100	Cell Phone	CS	9300004821	11/30/2012	(537.76)
52574100	Cell Phone	CS	9300004922	11/30/2012	(398.98)
52574100	Cell Phone	CS	9300004432	11/30/2012	(59.60)
52574100	Cell Phone	CS	9300004626	11/30/2012	107.10
52574100	Cell Phone	CS	9300004396	11/30/2012	(67.36)
52574100	Cell Phone	CS	9300004591	11/30/2012	121.05
52574100	Cell Phone	CS	9300004843	11/30/2012	(70.21)
52574100	Cell Phone	CS	9300004936	11/30/2012	(52.09)
52574100	Cell Phone	CS	9300004365	11/30/2012	(68.87)
52574100	Cell Phone	CS	9300004552	11/30/2012	123.76
52574100	Cell Phone	CS	9300004807	11/30/2012	(68.87)
52574100	Cell Phone	CS	9300004907	11/30/2012	(51.10)
52574100	Cell Phone	CS	9300004409	11/30/2012	(1,281.47)
52574100	Cell Phone	CS	9300004604	11/30/2012	2,936.40
52574100	Cell Phone	CS	9300004855	11/30/2012	(1,461.09)
52574100	Cell Phone	CS	9300004944	11/30/2012	(1,253.76)
52574100	Cell Phone	CS	9300004424	11/30/2012	(2,334.67)
52574100	Cell Phone	CS	9300004618	11/30/2012	3,800.66
52574100	Cell Phone	CS	9300004869	11/30/2012	(2,487.71)
52574100	Cell Phone	CS	9300004954	11/30/2012	(1,984.59)
52574100	Cell Phone	CS	9300005000	11/30/2012	(250.00)
52574100	Cell Phone	CS	9300004441	11/30/2012	(816.58)
52574100	Cell Phone	CS	9300004634	11/30/2012	1,503.19
52574100	Cell Phone	CS	9300004884	11/30/2012	(717.40)
52574100	Cell Phone	CS	9300004970	11/30/2012	(1,083.43)
52574100	Cell Phone	CS	9300004395	11/30/2012	(71.19)
52574100	Cell Phone	CS	9300004590	11/30/2012	86.84
52574100	Cell Phone	CS	9300004842	11/30/2012	(71.19)
52574100	Cell Phone	CS	9300004935	11/30/2012	(57.41)
52574100	Cell Phone	CS	9300004363	11/30/2012	(129.40)
52574100	Cell Phone	CS	9300004550	11/30/2012	232.54
52574100	Cell Phone	CS	9300004805	11/30/2012	(697.38)
52574100	Cell Phone	CS	9300004905	11/30/2012	(517.41)
52574100	Cell Phone	CS	9300004408	11/30/2012	(283.03)
52574100	Cell Phone	CS	9300004603	11/30/2012	508.61
52574100	Cell Phone	CS	9300004854	11/30/2012	(258.65)
52574100	Cell Phone	CS	9300004942	11/30/2012	(210.98)
52574100	Cell Phone	CS	9300004924	11/30/2012	(31.79)
52574100	Cell Phone	CS	9300004985	11/30/2012	(31.75)
52574113	Cell Phone WT	CS	9300004411	11/30/2012	65.66
52574113	Cell Phone WT	CS	9300004605	11/30/2012	(117.99)
52574113	Cell Phone WT	CS	9300004856	11/30/2012	65.66
52574113	Cell Phone WT	CS	9300004948	11/30/2012	48.72
52574113	Cell Phone WT	CS	9300004924	11/30/2012	31.79
52574113	Cell Phone WT	CS	9300004985	11/30/2012	31.75
52574114	Cell Phone TD	CS	9300004563	11/30/2012	41.09
52574114	Cell Phone TD	CS	9300004916	11/30/2012	4.59
52574114	Cell Phone TD	CS	9300004622	11/30/2012	676.63
52574114	Cell Phone TD	CS	9300004873	11/30/2012	173.43
52574114	Cell Phone TD	CS	9300004960	11/30/2012	984.43
52574115	Cell Phone CA	CS	9300004585	11/30/2012	(763.51)
52574115	Cell Phone CA	CS	9300004837	11/30/2012	560.28
52574115	Cell Phone CA	CS	9300004932	11/30/2012	542.21
52574115	Cell Phone CA	CS	9300004865	11/30/2012	14.95

Kentucky American Water Company  
Case No. 2012-00520  
Response to PSC DR1, Item 31

Account	Description	Doc Type	Document Number	Posting Date	Amount
52574116	Cell Phone AG	CS	9300004356	11/30/2012	281.06
52574116	Cell Phone AG	CS	9300004545	11/30/2012	(505.07)
52574116	Cell Phone AG	CS	9300004798	11/30/2012	290.26
52574116	Cell Phone AG	CS	9300004897	11/30/2012	215.35
52574116	Cell Phone AG	CS	9300004636	11/30/2012	214.21
52574116	Cell Phone AG	CS	9300004377	11/30/2012	534.67
52574116	Cell Phone AG	CS	9300004570	11/30/2012	(960.81)
52574116	Cell Phone AG	CS	9300004821	11/30/2012	537.76
52574116	Cell Phone AG	CS	9300004922	11/30/2012	398.98
52574116	Cell Phone AG	CS	9300004432	11/30/2012	59.60
52574116	Cell Phone AG	CS	9300004626	11/30/2012	(107.10)
52574116	Cell Phone AG	CS	9300004396	11/30/2012	67.36
52574116	Cell Phone AG	CS	9300004591	11/30/2012	(121.05)
52574116	Cell Phone AG	CS	9300004843	11/30/2012	70.21
52574116	Cell Phone AG	CS	9300004936	11/30/2012	52.09
52574116	Cell Phone AG	CS	9300004365	11/30/2012	68.87
52574116	Cell Phone AG	CS	9300004552	11/30/2012	(123.76)
52574116	Cell Phone AG	CS	9300004807	11/30/2012	68.87
52574116	Cell Phone AG	CS	9300004907	11/30/2012	51.10
52574116	Cell Phone AG	CS	9300004409	11/30/2012	1,281.47
52574116	Cell Phone AG	CS	9300004604	11/30/2012	(2,936.40)
52574116	Cell Phone AG	CS	9300004855	11/30/2012	1,461.09
52574116	Cell Phone AG	CS	9300004944	11/30/2012	1,253.76
52574116	Cell Phone AG	CS	9300004424	11/30/2012	2,334.67
52574116	Cell Phone AG	CS	9300004618	11/30/2012	(3,800.66)
52574116	Cell Phone AG	CS	9300004869	11/30/2012	2,487.71
52574116	Cell Phone AG	CS	9300004954	11/30/2012	1,984.59
52574116	Cell Phone AG	CS	9300005000	11/30/2012	250.00
52574116	Cell Phone AG	CS	9300004441	11/30/2012	816.58
52574116	Cell Phone AG	CS	9300004634	11/30/2012	(1,503.19)
52574116	Cell Phone AG	CS	9300004884	11/30/2012	717.40
52574116	Cell Phone AG	CS	9300004970	11/30/2012	1,083.43
52574116	Cell Phone AG	CS	9300004395	11/30/2012	71.19
52574116	Cell Phone AG	CS	9300004590	11/30/2012	(86.84)
52574116	Cell Phone AG	CS	9300004842	11/30/2012	71.19
52574116	Cell Phone AG	CS	9300004935	11/30/2012	57.41
52574116	Cell Phone AG	CS	9300004363	11/30/2012	129.40
52574116	Cell Phone AG	CS	9300004550	11/30/2012	(232.54)
52574116	Cell Phone AG	CS	9300004805	11/30/2012	697.38
52574116	Cell Phone AG	CS	9300004905	11/30/2012	517.41
52574116	Cell Phone AG	CS	9300004408	11/30/2012	283.03
52574116	Cell Phone AG	CS	9300004603	11/30/2012	(508.61)
52574116	Cell Phone AG	CS	9300004854	11/30/2012	258.65
52574116	Cell Phone AG	CS	9300004942	11/30/2012	210.98
52578000	Trash Removal	SV	100002018	11/30/2012	304.04
52578000	Trash Removal	SV	100002018	11/30/2012	1,162.22
52578000	Trash Removal	ZI	9000000353	11/30/2012	107.23
52578000	Trash Removal	CS	9300004411	11/30/2012	(416.22)
52578000	Trash Removal	CS	9300004948	11/30/2012	(107.23)
52578000	Trash Removal	CS	9300004997	11/30/2012	(107.09)
52578000	Trash Removal	CS	9300005796	11/30/2012	(304.04)
52578000	Trash Removal	CS	9300004428	11/30/2012	(781.24)
52578000	Trash Removal	CS	9300005803	11/30/2012	(1,162.22)
52578000	Trash Removal	CS	9300004821	11/30/2012	(140.50)
52578000	Trash Removal	CS	9300004590	11/30/2012	(88.79)
52578000	Trash Removal	CS	9300004589	11/30/2012	(58.96)
52578013	Trash Removal WT	CS	9300004411	11/30/2012	416.22
52578013	Trash Removal WT	CS	9300004948	11/30/2012	107.23
52578013	Trash Removal WT	CS	9300004997	11/30/2012	107.09
52578013	Trash Removal WT	CS	9300005796	11/30/2012	304.04
52578014	Trash Removal TD	CS	9300004428	11/30/2012	781.24
52578014	Trash Removal TD	CS	9300005803	11/30/2012	1,162.22
52578016	Trash Removal AG	CS	9300004821	11/30/2012	140.50
52578016	Trash Removal AG	CS	9300004590	11/30/2012	88.79
52578016	Trash Removal AG	CS	9300004589	11/30/2012	58.96
52582000	Uniforms	ZI	9000000016	11/30/2012	87.68
52582000	Uniforms	ZI	9000000017	11/30/2012	55.44
52582000	Uniforms	ZI	9000000018	11/30/2012	92.53
52582000	Uniforms	ZI	9000000022	11/30/2012	4.81
52582000	Uniforms	ZI	9000000022	11/30/2012	21.78
52582000	Uniforms	ZI	9000000024	11/30/2012	111.30
52582000	Uniforms	ZI	9000000026	11/30/2012	39.20
52582000	Uniforms	ZI	9000000070	11/30/2012	69.19
52582000	Uniforms	ZI	9000000071	11/30/2012	55.44
52582000	Uniforms	ZI	9000000089	11/30/2012	95.48
52582000	Uniforms	ZI	9000000090	11/30/2012	41.79
52582000	Uniforms	ZI	9000000091	11/30/2012	39.20

Kentucky American Water Company  
Case No. 2012-00520  
Response to PSC DR1, Item 31

Account	Description	Doc Type	Document Number	Posting Date	Amount
52582000	Uniforms	ZI	9000000092	11/30/2012	4.81
52582000	Uniforms	ZI	9000000092	11/30/2012	22.28
52582000	Uniforms	ZI	9000000141	11/30/2012	130.00
52582000	Uniforms	ZI	9000000163	11/30/2012	120.25
52582000	Uniforms	ZI	9000000164	11/30/2012	55.44
52582000	Uniforms	ZI	9000000174	11/30/2012	21.78
52582000	Uniforms	ZI	9000000174	11/30/2012	4.81
52582000	Uniforms	ZI	9000000186	11/30/2012	52.25
52582000	Uniforms	ZI	9000000209	11/30/2012	93.48
52582000	Uniforms	ZI	9000000239	11/30/2012	79.03
52582000	Uniforms	ZI	9000000240	11/30/2012	55.44
52582000	Uniforms	ZI	9000000248	11/30/2012	52.47
52582000	Uniforms	ZI	9000000254	11/30/2012	4.81
52582000	Uniforms	ZI	9000000254	11/30/2012	21.78
52582000	Uniforms	ZI	9000000285	11/30/2012	4.81
52582000	Uniforms	ZI	9000000285	11/30/2012	21.78
52582000	Uniforms	ZI	9000000313	11/30/2012	151.30
52582000	Uniforms	ZI	9000000314	11/30/2012	43.20
52582000	Uniforms	ZI	9000000319	11/30/2012	69.19
52582000	Uniforms	ZI	9000000320	11/30/2012	55.44
52582000	Uniforms	ZI	9000000324	11/30/2012	21.78
52582000	Uniforms	ZI	9000000324	11/30/2012	4.81
52582000	Uniforms	ZI	9000000324	11/30/2012	30.16
52582000	Uniforms	ZI	9000000337	11/30/2012	58.52
52582000	Uniforms	ZI	9000000361	11/30/2012	21.78
52582000	Uniforms	ZI	9000000361	11/30/2012	4.81
52582000	Uniforms	ZI	9000000361	11/30/2012	30.16
52582000	Uniforms	ZI	9000000365	11/30/2012	129.42
52582000	Uniforms	ZI	9000000369	11/30/2012	135.15
52582000	Uniforms	ZI	9000000385	11/30/2012	345.41
52582000	Uniforms	ZI	9000000386	11/30/2012	43.20
52582000	Uniforms	ZI	9000000394	11/30/2012	230.82
52582000	Uniforms	ZI	9000000395	11/30/2012	43.20
52582000	Uniforms	ZI	9000000404	11/30/2012	43.20
52582000	Uniforms	ZI	9000000405	11/30/2012	212.26
52582000	Uniforms	ZI	9000000430	11/30/2012	110.65
52582000	Uniforms	ZI	9000000456	11/30/2012	43.20
52582000	Uniforms	ZI	9000000458	11/30/2012	148.29
52582000	Uniforms	ZI	9000000459	11/30/2012	69.19
52582000	Uniforms	ZI	9000000460	11/30/2012	111.00
52582000	Uniforms	ZI	9000000471	11/30/2012	48.48
52582000	Uniforms	ZI	9000000484	11/30/2012	105.88
52582000	Uniforms	ZI	9000000502	11/30/2012	104.93
52582000	Uniforms	ZI	9000000530	11/30/2012	43.70
52582000	Uniforms	ZI	9000000531	11/30/2012	170.71
52582000	Uniforms	ZI	9000000533	11/30/2012	69.19
52582000	Uniforms	ZI	9000000534	11/30/2012	55.44
52582000	Uniforms	ZI	9000000538	11/30/2012	104.93
52582000	Uniforms	ZI	9000000557	11/30/2012	74.16
52582000	Uniforms	ZI	9000000566	11/30/2012	30.16
52582000	Uniforms	ZI	9000000566	11/30/2012	4.81
52582000	Uniforms	ZI	9000000566	11/30/2012	21.78
52582000	Uniforms	ZI	9000000569	11/30/2012	153.42
52582000	Uniforms	ZI	9000000611	11/30/2012	104.93
52582000	Uniforms	ZI	9000000639	11/30/2012	52.58
52582000	Uniforms	ZI	9000000639	11/30/2012	4.81
52582000	Uniforms	ZI	9000000639	11/30/2012	21.78
52582000	Uniforms	ZI	9000000640	11/30/2012	43.20
52582000	Uniforms	ZI	9000000641	11/30/2012	168.29
52582000	Uniforms	ZI	9000000642	11/30/2012	79.03
52582000	Uniforms	ZI	9000000643	11/30/2012	55.44
52582000	Uniforms	ZI	9000000644	11/30/2012	31.52
52582000	Uniforms	ZI	9000000704	11/30/2012	97.30
52582000	Uniforms	ZI	9000000707	11/30/2012	111.30
52582000	Uniforms	ZI	9000000732	11/30/2012	168.85
52582000	Uniforms	ZI	9000000744	11/30/2012	184.58
52582000	Uniforms	ZI	9000000745	11/30/2012	71.45
52582000	Uniforms	ZI	9000000747	11/30/2012	78.11
52582000	Uniforms	ZI	9000000748	11/30/2012	69.19
52582000	Uniforms	ZI	9000000766	11/30/2012	31.52
52582000	Uniforms	ZI	9000000788	11/30/2012	148.39
52582000	Uniforms	ZI	9000000808	11/30/2012	61.08
52582000	Uniforms	ZI	9000000815	11/30/2012	70.70
52582000	Uniforms	ZI	9000000823	11/30/2012	423.81
52582000	Uniforms	ZI	9000000824	11/30/2012	43.20
52582000	Uniforms	ZI	9000000828	11/30/2012	69.19
52582000	Uniforms	ZI	9000000829	11/30/2012	55.44

Kentucky American Water Company  
Case No. 2012-00520  
Response to PSC DR1, Item 31

Account	Description	Doc Type	Document Number	Posting Date	Amount
52582000	Uniforms	ZI	9000000842	11/30/2012	54.30
52582000	Uniforms	ZI	9000000848	11/30/2012	186.00
52582000	Uniforms	ZI	9000000864	11/30/2012	141.18
52582000	Uniforms	ZI	9000000896	11/30/2012	170.70
52582000	Uniforms	ZI	9000000897	11/30/2012	108.68
52582000	Uniforms	ZI	9000000900	11/30/2012	69.19
52582000	Uniforms	ZI	9000000901	11/30/2012	55.44
52582000	Uniforms	ZI	9000000918	11/30/2012	35.10
52582000	Uniforms	ZI	9000000918	11/30/2012	4.81
52582000	Uniforms	ZI	9000000918	11/30/2012	21.78
52582000	Uniforms	ZI	9000000919	11/30/2012	113.03
52582000	Uniforms	ZI	9000000920	11/30/2012	111.30
52582000	Uniforms	ZI	9000000934	11/30/2012	57.02
52582000	Uniforms	ZI	9000000944	11/30/2012	45.91
52582000	Uniforms	ZI	9000000944	11/30/2012	4.81
52582000	Uniforms	ZI	9000000944	11/30/2012	21.78
52582000	Uniforms	ZI	9000000960	11/30/2012	(45.91)
52582000	Uniforms	ZI	9000000960	11/30/2012	(4.81)
52582000	Uniforms	ZI	9000000960	11/30/2012	(21.78)
52582000	Uniforms	ZI	9000000961	11/30/2012	50.10
52582000	Uniforms	ZI	9000000962	11/30/2012	153.69
52582000	Uniforms	ZI	9000000965	11/30/2012	(57.02)
52582000	Uniforms	ZI	9000000966	11/30/2012	69.19
52582000	Uniforms	ZI	9000000967	11/30/2012	62.95
52582000	Uniforms	ZI	9000000980	11/30/2012	26.16
52582000	Uniforms	ZI	9000000980	11/30/2012	4.81
52582000	Uniforms	ZI	9000000980	11/30/2012	29.60
52582000	Uniforms	ZI	9000000981	11/30/2012	33.07
52582000	Uniforms	ZI	9000000993	11/30/2012	386.89
52582000	Uniforms	ZI	9000000994	11/30/2012	212.16
52582000	Uniforms	ZI	9000001007	11/30/2012	10.60
52582000	Uniforms	ZI	9000001012	11/30/2012	50.10
52582000	Uniforms	ZI	9000001013	11/30/2012	196.11
52582000	Uniforms	ZI	9000001014	11/30/2012	69.19
52582000	Uniforms	ZI	9000001015	11/30/2012	57.45
52582000	Uniforms	ZI	9000001020	11/30/2012	22.06
52582000	Uniforms	ZI	9000001020	11/30/2012	4.81
52582000	Uniforms	ZI	9000001020	11/30/2012	84.77
52582000	Uniforms	ZI	9000001023	11/30/2012	33.07
52582000	Uniforms	ZI	9000001035	11/30/2012	111.30
52582000	Uniforms	ZI	9000001037	11/30/2012	267.61
52582000	Uniforms	ZI	9000001038	11/30/2012	63.42
52582000	Uniforms	ZI	9000001039	11/30/2012	69.19
52582000	Uniforms	ZI	9000001040	11/30/2012	57.45
52582000	Uniforms	ZI	9000001043	11/30/2012	37.97
52582000	Uniforms	ZI	9000001043	11/30/2012	4.81
52582000	Uniforms	ZI	9000001043	11/30/2012	100.45
52582000	Uniforms	ZI	9000001063	11/30/2012	110.65
52582000	Uniforms	CS	9300004856	11/30/2012	(74.18)
52582000	Uniforms	CS	9300004948	11/30/2012	(3,473.07)
52582000	Uniforms	CS	9300004997	11/30/2012	(1,551.99)
52582000	Uniforms	CS	9300004958	11/30/2012	(343.94)
52582000	Uniforms	CS	9300005005	11/30/2012	(175.93)
52582000	Uniforms	CS	9300004894	11/30/2012	(392.98)
52582000	Uniforms	CS	9300004973	11/30/2012	(86.07)
52582000	Uniforms	CS	9300004900	11/30/2012	(62.53)
52582000	Uniforms	CS	9300004976	11/30/2012	(9.62)
52582000	Uniforms	CS	9300004950	11/30/2012	(110.65)
52582000	Uniforms	CS	9300004960	11/30/2012	(4,353.63)
52582000	Uniforms	CS	9300005007	11/30/2012	(1,877.21)
52582000	Uniforms	CS	9300004912	11/30/2012	(712.30)
52582000	Uniforms	CS	9300004982	11/30/2012	(430.66)
52582000	Uniforms	CS	9300004897	11/30/2012	(217.18)
52582000	Uniforms	CS	9300004974	11/30/2012	(111.32)
52582000	Uniforms	CS	9300004922	11/30/2012	(386.89)
52582000	Uniforms	CS	9300004980	11/30/2012	(111.30)
52582000	Uniforms	CS	9300004934	11/30/2012	(135.15)
52582000	Uniforms	CS	9300004985	11/30/2012	(111.30)
52582000	Uniforms	CS	9300004928	11/30/2012	(111.30)
52582013	Uniforms WT	CS	9300004856	11/30/2012	74.18
52582013	Uniforms WT	CS	9300004948	11/30/2012	3,473.07
52582013	Uniforms WT	CS	9300004997	11/30/2012	1,551.99
52582013	Uniforms WT	CS	9300004958	11/30/2012	343.94
52582013	Uniforms WT	CS	9300005005	11/30/2012	175.93
52582013	Uniforms WT	CS	9300004894	11/30/2012	392.98
52582013	Uniforms WT	CS	9300004973	11/30/2012	86.07
52582013	Uniforms WT	CS	9300004900	11/30/2012	62.53



Kentucky American Water Company  
Case No. 2012-00520  
Response to PSC DR1, Item 31

Account	Description	Doc Type	Document Number	Posting Date	Amount
52582013	Uniforms WT	CS	9300004976	11/30/2012	9.62
52582013	Uniforms WT	CS	9300004985	11/30/2012	111.30
52582014	Uniforms TD	CS	9300004950	11/30/2012	110.65
52582014	Uniforms TD	CS	9300004960	11/30/2012	4,353.63
52582014	Uniforms TD	CS	9300005007	11/30/2012	1,877.21
52582014	Uniforms TD	CS	9300004912	11/30/2012	712.30
52582014	Uniforms TD	CS	9300004982	11/30/2012	430.66
52582014	Uniforms TD	CS	9300004928	11/30/2012	111.30
52582016	Uniforms AG	CS	9300004897	11/30/2012	217.18
52582016	Uniforms AG	CS	9300004974	11/30/2012	111.32
52582016	Uniforms AG	CS	9300004922	11/30/2012	386.89
52582016	Uniforms AG	CS	9300004980	11/30/2012	111.30
52582016	Uniforms AG	CS	9300004934	11/30/2012	135.15
52583000	Water & WW	SV	100002018	11/30/2012	3,854.73
52583000	Water & WW	SV	100002018	11/30/2012	2,183.98
52583000	Water & WW	SV	100002018	11/30/2012	63.79
52583000	Water & WW	SV	100002018	11/30/2012	5.99
52583000	Water & WW	CS	9300005808	11/30/2012	(63.79)
52583000	Water & WW	CS	9300005807	11/30/2012	(3,854.73)
52583000	Water & WW	CS	9300004396	11/30/2012	(71.40)
52583000	Water & WW	CS	9300004591	11/30/2012	(19.04)
52583000	Water & WW	CS	9300004843	11/30/2012	(89.06)
52583000	Water & WW	CS	9300005792	11/30/2012	(2,189.97)
52583000	Water & WW	CS	9300004424	11/30/2012	(2,172.07)
52583000	Water & WW	CS	9300004662	11/30/2012	(106.74)
52583011	Water & WW SS	CS	9300005808	11/30/2012	63.79
52583011	Water & WW SS	CS	9300005807	11/30/2012	3,854.73
52583016	Water & WW AG	CS	9300004396	11/30/2012	71.40
52583016	Water & WW AG	CS	9300004591	11/30/2012	19.04
52583016	Water & WW AG	CS	9300004843	11/30/2012	89.06
52583016	Water & WW AG	CS	9300005792	11/30/2012	2,189.97
52583016	Water & WW AG	CS	9300004424	11/30/2012	2,172.07
52583016	Water & WW AG	CS	9300004662	11/30/2012	106.74
52599800	PCard Undistributed	SV	100001982	11/30/2012	1,237.49
52599800	PCard Undistributed	SV	100001984	11/30/2012	320.00
52599800	PCard Undistributed	CF	9300005018	11/30/2012	(1,557.49)
52599800	PCard Undistributed	CF	9300005018	11/30/2012	1,557.49
52801100	Indirect OH Clearing	SA	100001952	11/30/2012	1,214.86
52801100	Indirect OH Clearing	SA	100001952	11/30/2012	1,702.79
52801100	Indirect OH Clearing	SA	100001952	11/30/2012	8,245.53
52801100	Indirect OH Clearing	SA	100001952	11/30/2012	68.40
52801100	Indirect OH Clearing	SA	100001952	11/30/2012	208,023.19
52801100	Indirect OH Clearing	SA	100001952	11/30/2012	1,747.50
52801100	Indirect OH Clearing	SA	100001952	11/30/2012	73.88
52801100	Indirect OH Clearing	SA	100001952	11/30/2012	799.87
52801100	Indirect OH Clearing	SA	100001952	11/30/2012	566.19
52801100	Indirect OH Clearing	SA	100001952	11/30/2012	699.00
52801100	Indirect OH Clearing	SA	100001952	11/30/2012	482.31
52801100	Indirect OH Clearing	SA	100001952	11/30/2012	11,669.81
52801100	Indirect OH Clearing	SA	100001952	11/30/2012	27.96
52801100	Indirect OH Clearing	SA	100001952	11/30/2012	663.70
52801100	Indirect OH Clearing	SA	100001952	11/30/2012	855.02
52801100	Indirect OH Clearing	SA	100001952	11/30/2012	21,955.07
52801100	Indirect OH Clearing	SA	100001952	11/30/2012	2,099.69
52801100	Indirect OH Clearing	SA	100001952	11/30/2012	1,203.86
52801100	Indirect OH Clearing	SA	100001952	11/30/2012	699.00
52801100	Indirect OH Clearing	SA	100001952	11/30/2012	4,194.00
52801100	Indirect OH Clearing	SA	100001952	11/30/2012	25.16
52801100	Indirect OH Clearing	SA	100001952	11/30/2012	1,593.26
52801100	Indirect OH Clearing	SA	100001952	11/30/2012	1,048.08
52801100	Indirect OH Clearing	SA	100001952	11/30/2012	428.28
52801100	Indirect OH Clearing	SA	100001952	11/30/2012	509.73
52801100	Indirect OH Clearing	SA	100002036	11/30/2012	(352.08)
52801100	Indirect OH Clearing	SP	2000000536	11/30/2012	(757.50)
52801100	Indirect OH Clearing	SP	2000000536	11/30/2012	757.50
52801100	Indirect OH Clearing	SP	2000000536	11/30/2012	(8,295.91)
52801100	Indirect OH Clearing	SP	2000000536	11/30/2012	8,295.91
52801100	Indirect OH Clearing	SP	2000000536	11/30/2012	(8,311.36)
52801100	Indirect OH Clearing	SP	2000000536	11/30/2012	8,311.36
52801100	Indirect OH Clearing	SL	100001947	11/30/2012	774.42
52801100	Indirect OH Clearing	SL	100001947	11/30/2012	573.12
52801100	Indirect OH Clearing	UZ	2000000545	11/30/2012	(573.12)
52801100	Indirect OH Clearing	UZ	2000000545	11/30/2012	(774.42)
52801100	Indirect OH Clearing	SL	100001947	11/30/2012	189.02
52801100	Indirect OH Clearing	SL	100001947	11/30/2012	466.08
52801100	Indirect OH Clearing	UZ	2000000545	11/30/2012	(189.02)
52801100	Indirect OH Clearing	UZ	2000000545	11/30/2012	(466.08)

Kentucky American Water Company  
Case No. 2012-00520  
Response to PSC DR1, Item 31

Account	Description	Doc Type	Document Number	Posting Date	Amount
52801100	Indirect OH Clearing	SL	100001947	11/30/2012	(34.19)
52801100	Indirect OH Clearing	UZ	2000000545	11/30/2012	34.19
52801100	Indirect OH Clearing	SL	100001947	11/30/2012	(1,330.37)
52801100	Indirect OH Clearing	UZ	2000000545	11/30/2012	1,330.37
52801100	Indirect OH Clearing	UZ	2000000549	11/30/2012	(1,214.86)
52801100	Indirect OH Clearing	SL	100001947	11/30/2012	(261.71)
52801100	Indirect OH Clearing	UZ	2000000545	11/30/2012	261.71
52801100	Indirect OH Clearing	SL	100001947	11/30/2012	53.55
52801100	Indirect OH Clearing	UZ	2000000545	11/30/2012	(53.55)
52801100	Indirect OH Clearing	SL	100001947	11/30/2012	36.50
52801100	Indirect OH Clearing	UZ	2000000545	11/30/2012	(36.50)
52801100	Indirect OH Clearing	SL	100001947	11/30/2012	(653.95)
52801100	Indirect OH Clearing	SL	100001947	11/30/2012	(10.96)
52801100	Indirect OH Clearing	UZ	2000000545	11/30/2012	653.95
52801100	Indirect OH Clearing	UZ	2000000545	11/30/2012	10.96
52801100	Indirect OH Clearing	SL	100001947	11/30/2012	775.63
52801100	Indirect OH Clearing	SL	100001947	11/30/2012	2,156.42
52801100	Indirect OH Clearing	UZ	2000000545	11/30/2012	(2,156.42)
52801100	Indirect OH Clearing	UZ	2000000545	11/30/2012	(775.63)
52801100	Indirect OH Clearing	SL	100001947	11/30/2012	882.99
52801100	Indirect OH Clearing	SL	100001947	11/30/2012	(1,003.66)
52801100	Indirect OH Clearing	UZ	2000000545	11/30/2012	1,003.66
52801100	Indirect OH Clearing	UZ	2000000545	11/30/2012	(882.99)
52801100	Indirect OH Clearing	UZ	2000000549	11/30/2012	(1,702.79)
52801100	Indirect OH Clearing	SL	100001947	11/30/2012	1,907.43
52801100	Indirect OH Clearing	SL	100001947	11/30/2012	511.40
52801100	Indirect OH Clearing	UZ	2000000545	11/30/2012	(1,907.43)
52801100	Indirect OH Clearing	UZ	2000000545	11/30/2012	(511.40)
52801100	Indirect OH Clearing	SL	100001947	11/30/2012	131.54
52801100	Indirect OH Clearing	SL	100001947	11/30/2012	1,118.40
52801100	Indirect OH Clearing	UZ	2000000545	11/30/2012	(131.54)
52801100	Indirect OH Clearing	UZ	2000000545	11/30/2012	(1,118.40)
52801100	Indirect OH Clearing	SL	100001947	11/30/2012	551.71
52801100	Indirect OH Clearing	SL	100001947	11/30/2012	85.95
52801100	Indirect OH Clearing	UZ	2000000545	11/30/2012	(551.71)
52801100	Indirect OH Clearing	UZ	2000000545	11/30/2012	(85.95)
52801100	Indirect OH Clearing	UZ	2000000545	11/30/2012	(93.55)
52801100	Indirect OH Clearing	UZ	2000000545	11/30/2012	(489.30)
52801100	Indirect OH Clearing	UZ	2000000545	11/30/2012	35.38
52801100	Indirect OH Clearing	SL	100001947	11/30/2012	93.55
52801100	Indirect OH Clearing	SL	100001947	11/30/2012	489.30
52801100	Indirect OH Clearing	SL	100001947	11/30/2012	(35.38)
52801100	Indirect OH Clearing	UZ	2000000545	11/30/2012	8,245.53
52801100	Indirect OH Clearing	UZ	2000000545	11/30/2012	(7.51)
52801100	Indirect OH Clearing	UZ	2000000549	11/30/2012	(8,245.53)
52801100	Indirect OH Clearing	UZ	100001947	11/30/2012	7.51
52801100	Indirect OH Clearing	SL	100001947	11/30/2012	(8,245.53)
52801100	Indirect OH Clearing	UZ	2000000545	11/30/2012	(212.54)
52801100	Indirect OH Clearing	SL	100001947	11/30/2012	212.54
52801100	Indirect OH Clearing	UZ	2000000545	11/30/2012	(49.79)
52801100	Indirect OH Clearing	SL	100001947	11/30/2012	49.79
52801100	Indirect OH Clearing	UZ	2000000545	11/30/2012	(68.40)
52801100	Indirect OH Clearing	UZ	2000000545	11/30/2012	127.40
52801100	Indirect OH Clearing	UZ	2000000549	11/30/2012	(68.40)
52801100	Indirect OH Clearing	SL	100001947	11/30/2012	(127.40)
52801100	Indirect OH Clearing	SL	100001947	11/30/2012	68.40
52801100	Indirect OH Clearing	UZ	2000000545	11/30/2012	(218.88)
52801100	Indirect OH Clearing	SL	100001947	11/30/2012	218.88
52801100	Indirect OH Clearing	UZ	2000000545	11/30/2012	(210,551.59)
52801100	Indirect OH Clearing	UZ	2000000545	11/30/2012	208,023.19
52801100	Indirect OH Clearing	UZ	2000000549	11/30/2012	(208,023.19)
52801100	Indirect OH Clearing	SL	100001947	11/30/2012	(208,023.19)
52801100	Indirect OH Clearing	SL	100001947	11/30/2012	210,551.59
52801100	Indirect OH Clearing	SL	100001947	11/30/2012	405.96
52801100	Indirect OH Clearing	UZ	2000000545	11/30/2012	(405.96)
52801100	Indirect OH Clearing	SL	100001947	11/30/2012	97.52
52801100	Indirect OH Clearing	UZ	2000000545	11/30/2012	(97.52)
52801100	Indirect OH Clearing	SL	100001947	11/30/2012	(25.44)
52801100	Indirect OH Clearing	UZ	2000000545	11/30/2012	25.44
52801100	Indirect OH Clearing	SL	100001947	11/30/2012	644.60
52801100	Indirect OH Clearing	SL	100001947	11/30/2012	93.09
52801100	Indirect OH Clearing	UZ	2000000545	11/30/2012	(93.09)
52801100	Indirect OH Clearing	UZ	2000000545	11/30/2012	(644.60)
52801100	Indirect OH Clearing	SL	100001947	11/30/2012	(1,747.50)
52801100	Indirect OH Clearing	SL	100001947	11/30/2012	1,745.08
52801100	Indirect OH Clearing	UZ	2000000545	11/30/2012	(1,745.08)
52801100	Indirect OH Clearing	UZ	2000000545	11/30/2012	1,747.50

Kentucky American Water Company  
Case No. 2012-00520  
Response to PSC DR1, Item 31

Account	Description	Doc Type	Document Number	Posting Date	Amount
52801100	Indirect OH Clearing	UZ	200000549	11/30/2012	(1,747.50)
52801100	Indirect OH Clearing	SL	100001947	11/30/2012	2,034.81
52801100	Indirect OH Clearing	UZ	200000545	11/30/2012	(2,034.81)
52801100	Indirect OH Clearing	SL	100001947	11/30/2012	8.87
52801100	Indirect OH Clearing	UZ	200000545	11/30/2012	(8.87)
52801100	Indirect OH Clearing	SL	100001947	11/30/2012	301.47
52801100	Indirect OH Clearing	UZ	200000545	11/30/2012	(301.47)
52801100	Indirect OH Clearing	SL	100001947	11/30/2012	308.26
52801100	Indirect OH Clearing	SL	100001947	11/30/2012	647.73
52801100	Indirect OH Clearing	UZ	200000545	11/30/2012	(308.26)
52801100	Indirect OH Clearing	UZ	200000545	11/30/2012	(647.73)
52801100	Indirect OH Clearing	UZ	200000549	11/30/2012	(73.88)
52801100	Indirect OH Clearing	SL	100001947	11/30/2012	5.23
52801100	Indirect OH Clearing	UZ	200000545	11/30/2012	(5.23)
52801100	Indirect OH Clearing	SL	100001947	11/30/2012	230.69
52801100	Indirect OH Clearing	UZ	200000545	11/30/2012	(230.69)
52801100	Indirect OH Clearing	SL	100001947	11/30/2012	(41.29)
52801100	Indirect OH Clearing	UZ	200000545	11/30/2012	41.29
52801100	Indirect OH Clearing	SL	100001947	11/30/2012	22.98
52801100	Indirect OH Clearing	UZ	200000545	11/30/2012	(22.98)
52801100	Indirect OH Clearing	SL	100001947	11/30/2012	(683.30)
52801100	Indirect OH Clearing	UZ	200000545	11/30/2012	683.30
52801100	Indirect OH Clearing	UZ	200000549	11/30/2012	(799.87)
52801100	Indirect OH Clearing	SL	100001947	11/30/2012	(81.19)
52801100	Indirect OH Clearing	UZ	200000545	11/30/2012	81.19
52801100	Indirect OH Clearing	SL	100001947	11/30/2012	(98.09)
52801100	Indirect OH Clearing	UZ	200000545	11/30/2012	98.09
52801100	Indirect OH Clearing	UZ	200000549	11/30/2012	(566.19)
52801100	Indirect OH Clearing	SL	100001947	11/30/2012	(391.47)
52801100	Indirect OH Clearing	UZ	200000545	11/30/2012	391.47
52801100	Indirect OH Clearing	UZ	200000549	11/30/2012	(699.00)
52801100	Indirect OH Clearing	SL	100001947	11/30/2012	178.25
52801100	Indirect OH Clearing	UZ	200000545	11/30/2012	(178.25)
52801100	Indirect OH Clearing	SL	100001947	11/30/2012	29.71
52801100	Indirect OH Clearing	UZ	200000545	11/30/2012	(29.71)
52801100	Indirect OH Clearing	SL	100001947	11/30/2012	208.16
52801100	Indirect OH Clearing	UZ	200000545	11/30/2012	(208.16)
52801100	Indirect OH Clearing	SL	100001947	11/30/2012	257.99
52801100	Indirect OH Clearing	SL	100001947	11/30/2012	3,188.77
52801100	Indirect OH Clearing	UZ	200000545	11/30/2012	(3,188.77)
52801100	Indirect OH Clearing	UZ	200000545	11/30/2012	(257.99)
52801100	Indirect OH Clearing	SL	100001947	11/30/2012	(5.08)
52801100	Indirect OH Clearing	UZ	200000545	11/30/2012	5.08
52801100	Indirect OH Clearing	SL	100001947	11/30/2012	108.52
52801100	Indirect OH Clearing	UZ	200000545	11/30/2012	(108.52)
52801100	Indirect OH Clearing	SL	100001947	11/30/2012	536.04
52801100	Indirect OH Clearing	SL	100001947	11/30/2012	1,983.45
52801100	Indirect OH Clearing	UZ	200000545	11/30/2012	(1,983.45)
52801100	Indirect OH Clearing	UZ	200000545	11/30/2012	(536.04)
52801100	Indirect OH Clearing	UZ	200000549	11/30/2012	(482.31)
52801100	Indirect OH Clearing	SL	100001947	11/30/2012	329.76
52801100	Indirect OH Clearing	UZ	200000545	11/30/2012	(329.76)
52801100	Indirect OH Clearing	SL	100001947	11/30/2012	36.70
52801100	Indirect OH Clearing	UZ	200000545	11/30/2012	(36.70)
52801100	Indirect OH Clearing	SL	100001947	11/30/2012	7.34
52801100	Indirect OH Clearing	UZ	200000545	11/30/2012	(7.34)
52801100	Indirect OH Clearing	SL	100001947	11/30/2012	(11,669.81)
52801100	Indirect OH Clearing	SL	100001947	11/30/2012	668.33
52801100	Indirect OH Clearing	UZ	200000545	11/30/2012	11,669.81
52801100	Indirect OH Clearing	UZ	200000545	11/30/2012	(668.33)
52801100	Indirect OH Clearing	UZ	200000549	11/30/2012	(11,669.81)
52801100	Indirect OH Clearing	SL	100001947	11/30/2012	1,192.82
52801100	Indirect OH Clearing	SL	100001947	11/30/2012	713.12
52801100	Indirect OH Clearing	UZ	200000545	11/30/2012	(1,192.82)
52801100	Indirect OH Clearing	UZ	200000545	11/30/2012	(713.12)
52801100	Indirect OH Clearing	SL	100001947	11/30/2012	71.30
52801100	Indirect OH Clearing	UZ	200000545	11/30/2012	(71.30)
52801100	Indirect OH Clearing	SL	100001947	11/30/2012	4.45
52801100	Indirect OH Clearing	UZ	200000545	11/30/2012	(4.45)
52801100	Indirect OH Clearing	SL	100001947	11/30/2012	422.00
52801100	Indirect OH Clearing	SL	100001947	11/30/2012	422.65
52801100	Indirect OH Clearing	UZ	200000545	11/30/2012	(422.65)
52801100	Indirect OH Clearing	UZ	200000545	11/30/2012	(422.00)
52801100	Indirect OH Clearing	UZ	200000549	11/30/2012	(27.96)
52801100	Indirect OH Clearing	SL	100001947	11/30/2012	20.82
52801100	Indirect OH Clearing	UZ	200000545	11/30/2012	(20.82)
52801100	Indirect OH Clearing	SL	100001947	11/30/2012	60.81

Kentucky American Water Company  
Case No. 2012-00520  
Response to PSC DR1, Item 31

Account	Description	Doc Type	Document Number	Posting Date	Amount
52801100	Indirect OH Clearing	UZ	2000000545	11/30/2012	(60.81)
52801100	Indirect OH Clearing	SL	100001947	11/30/2012	(3.96)
52801100	Indirect OH Clearing	UZ	2000000545	11/30/2012	3.96
52801100	Indirect OH Clearing	SL	100001947	11/30/2012	2.45
52801100	Indirect OH Clearing	UZ	2000000545	11/30/2012	(2.45)
52801100	Indirect OH Clearing	SL	100001947	11/30/2012	(577.42)
52801100	Indirect OH Clearing	UZ	2000000545	11/30/2012	577.42
52801100	Indirect OH Clearing	UZ	2000000549	11/30/2012	(663.70)
52801100	Indirect OH Clearing	SL	100001947	11/30/2012	(743.86)
52801100	Indirect OH Clearing	UZ	2000000545	11/30/2012	743.86
52801100	Indirect OH Clearing	UZ	2000000549	11/30/2012	(855.02)
52801100	Indirect OH Clearing	SL	100001947	11/30/2012	(15,365.58)
52801100	Indirect OH Clearing	SL	100001947	11/30/2012	51,680.94
52801100	Indirect OH Clearing	UZ	2000000545	11/30/2012	15,365.58
52801100	Indirect OH Clearing	UZ	2000000545	11/30/2012	(51,680.94)
52801100	Indirect OH Clearing	UZ	2000000549	11/30/2012	(21,955.07)
52801100	Indirect OH Clearing	SL	100001947	11/30/2012	5.29
52801100	Indirect OH Clearing	SL	100001947	11/30/2012	30.46
52801100	Indirect OH Clearing	UZ	2000000545	11/30/2012	(5.29)
52801100	Indirect OH Clearing	UZ	2000000545	11/30/2012	(30.46)
52801100	Indirect OH Clearing	SL	100001947	11/30/2012	(141.85)
52801100	Indirect OH Clearing	UZ	2000000545	11/30/2012	141.85
52801100	Indirect OH Clearing	SL	100001947	11/30/2012	(45.68)
52801100	Indirect OH Clearing	UZ	2000000545	11/30/2012	45.68
52801100	Indirect OH Clearing	SL	100001947	11/30/2012	10.97
52801100	Indirect OH Clearing	UZ	2000000545	11/30/2012	(10.97)
52801100	Indirect OH Clearing	SL	100001947	11/30/2012	(37.26)
52801100	Indirect OH Clearing	UZ	2000000545	11/30/2012	37.26
52801100	Indirect OH Clearing	SL	100001947	11/30/2012	(2,099.69)
52801100	Indirect OH Clearing	UZ	2000000545	11/30/2012	2,099.69
52801100	Indirect OH Clearing	UZ	2000000549	11/30/2012	(2,099.69)
52801100	Indirect OH Clearing	SL	100001947	11/30/2012	441.73
52801100	Indirect OH Clearing	UZ	2000000545	11/30/2012	(441.73)
52801100	Indirect OH Clearing	SL	100001947	11/30/2012	19.82
52801100	Indirect OH Clearing	UZ	2000000545	11/30/2012	(19.82)
52801100	Indirect OH Clearing	SL	100001947	11/30/2012	2,966.94
52801100	Indirect OH Clearing	SL	100001947	11/30/2012	(496.84)
52801100	Indirect OH Clearing	UZ	2000000545	11/30/2012	496.84
52801100	Indirect OH Clearing	UZ	2000000545	11/30/2012	(2,966.94)
52801100	Indirect OH Clearing	SL	100001947	11/30/2012	(1,225.11)
52801100	Indirect OH Clearing	UZ	2000000545	11/30/2012	1,225.11
52801100	Indirect OH Clearing	UZ	2000000549	11/30/2012	(1,203.86)
52801100	Indirect OH Clearing	SL	100001947	11/30/2012	1,176.07
52801100	Indirect OH Clearing	SL	100001947	11/30/2012	2.49
52801100	Indirect OH Clearing	UZ	2000000545	11/30/2012	(2.49)
52801100	Indirect OH Clearing	UZ	2000000545	11/30/2012	(1,176.07)
52801100	Indirect OH Clearing	SL	100001947	11/30/2012	49.09
52801100	Indirect OH Clearing	UZ	2000000545	11/30/2012	(49.09)
52801100	Indirect OH Clearing	SL	100001947	11/30/2012	34.82
52801100	Indirect OH Clearing	UZ	2000000545	11/30/2012	(34.82)
52801100	Indirect OH Clearing	SL	100001947	11/30/2012	(400.47)
52801100	Indirect OH Clearing	UZ	2000000545	11/30/2012	400.47
52801100	Indirect OH Clearing	UZ	2000000549	11/30/2012	(699.00)
52801100	Indirect OH Clearing	UZ	2000000598	11/30/2012	352.08
52801100	Indirect OH Clearing	SL	100001947	11/30/2012	(4,149.33)
52801100	Indirect OH Clearing	UZ	2000000545	11/30/2012	4,149.33
52801100	Indirect OH Clearing	UZ	2000000549	11/30/2012	(4,194.00)
52801100	Indirect OH Clearing	SL	100001947	11/30/2012	2,534.01
52801100	Indirect OH Clearing	UZ	2000000545	11/30/2012	(2,534.01)
52801100	Indirect OH Clearing	SL	100001947	11/30/2012	10.22
52801100	Indirect OH Clearing	UZ	2000000545	11/30/2012	(10.22)
52801100	Indirect OH Clearing	SL	100001947	11/30/2012	25.16
52801100	Indirect OH Clearing	SL	100001947	11/30/2012	(25.16)
52801100	Indirect OH Clearing	UZ	2000000545	11/30/2012	25.16
52801100	Indirect OH Clearing	UZ	2000000545	11/30/2012	(25.16)
52801100	Indirect OH Clearing	UZ	2000000549	11/30/2012	(25.16)
52801100	Indirect OH Clearing	SL	100001947	11/30/2012	17.41
52801100	Indirect OH Clearing	UZ	2000000545	11/30/2012	(17.41)
52801100	Indirect OH Clearing	SL	100001947	11/30/2012	(1,589.24)
52801100	Indirect OH Clearing	UZ	2000000545	11/30/2012	1,589.24
52801100	Indirect OH Clearing	UZ	2000000549	11/30/2012	(1,593.26)
52801100	Indirect OH Clearing	SL	100001947	11/30/2012	6,023.63
52801100	Indirect OH Clearing	SL	100001947	11/30/2012	390.77
52801100	Indirect OH Clearing	UZ	2000000537	11/30/2012	(8,295.91)
52801100	Indirect OH Clearing	UZ	2000000545	11/30/2012	(6,023.63)
52801100	Indirect OH Clearing	UZ	2000000545	11/30/2012	(390.77)
52801100	Indirect OH Clearing	SL	100001947	11/30/2012	(16.74)

Kentucky American Water Company  
Case No. 2012-00520  
Response to PSC DR1, Item 31

Account	Description	Doc Type	Document Number	Posting Date	Amount
52801100	Indirect OH Clearing	UZ	200000545	11/30/2012	16.74
52801100	Indirect OH Clearing	SL	100001947	11/30/2012	6,042.17
52801100	Indirect OH Clearing	UZ	200000537	11/30/2012	(8,311.36)
52801100	Indirect OH Clearing	UZ	200000545	11/30/2012	(6,042.17)
52801100	Indirect OH Clearing	SL	100001947	11/30/2012	41.03
52801100	Indirect OH Clearing	UZ	200000545	11/30/2012	(41.03)
52801100	Indirect OH Clearing	SL	100001947	11/30/2012	33.98
52801100	Indirect OH Clearing	UZ	200000545	11/30/2012	(33.98)
52801100	Indirect OH Clearing	SL	100001947	11/30/2012	12.71
52801100	Indirect OH Clearing	UZ	200000545	11/30/2012	(12.71)
52801100	Indirect OH Clearing	SL	100001947	11/30/2012	59.35
52801100	Indirect OH Clearing	UZ	200000545	11/30/2012	(59.35)
52801100	Indirect OH Clearing	SL	100001947	11/30/2012	166.65
52801100	Indirect OH Clearing	SL	100001947	11/30/2012	(943.27)
52801100	Indirect OH Clearing	UZ	200000545	11/30/2012	943.27
52801100	Indirect OH Clearing	UZ	200000545	11/30/2012	(166.65)
52801100	Indirect OH Clearing	UZ	200000549	11/30/2012	(1,048.08)
52801100	Indirect OH Clearing	SL	100001947	11/30/2012	161.23
52801100	Indirect OH Clearing	UZ	200000545	11/30/2012	(161.23)
52801100	Indirect OH Clearing	SL	100001947	11/30/2012	331.03
52801100	Indirect OH Clearing	UZ	200000545	11/30/2012	(331.03)
52801100	Indirect OH Clearing	SL	100001947	11/30/2012	731.68
52801100	Indirect OH Clearing	UZ	200000545	11/30/2012	(731.68)
52801100	Indirect OH Clearing	SL	100001947	11/30/2012	2,159.47
52801100	Indirect OH Clearing	SL	100001947	11/30/2012	(122.23)
52801100	Indirect OH Clearing	UZ	200000545	11/30/2012	122.23
52801100	Indirect OH Clearing	UZ	200000545	11/30/2012	(2,159.47)
52801100	Indirect OH Clearing	SL	100001947	11/30/2012	865.57
52801100	Indirect OH Clearing	UZ	200000545	11/30/2012	(865.57)
52801100	Indirect OH Clearing	SL	100001947	11/30/2012	(8.24)
52801100	Indirect OH Clearing	UZ	200000545	11/30/2012	8.24
52801100	Indirect OH Clearing	UZ	200000537	11/30/2012	8,311.36
52801100	Indirect OH Clearing	UZ	200000537	11/30/2012	8,295.91
52801100	Indirect OH Clearing	SL	100001947	11/30/2012	90.63
52801100	Indirect OH Clearing	UZ	200000545	11/30/2012	(90.63)
52801100	Indirect OH Clearing	SL	100001947	11/30/2012	180.79
52801100	Indirect OH Clearing	UZ	200000545	11/30/2012	(180.79)
52801100	Indirect OH Clearing	SL	100001947	11/30/2012	104.25
52801100	Indirect OH Clearing	UZ	200000545	11/30/2012	(104.25)
52801100	Indirect OH Clearing	SL	100001947	11/30/2012	9.94
52801100	Indirect OH Clearing	UZ	200000545	11/30/2012	(9.94)
52801100	Indirect OH Clearing	SL	100001947	11/30/2012	277.59
52801100	Indirect OH Clearing	UZ	200000545	11/30/2012	(277.59)
52801100	Indirect OH Clearing	SL	100001947	11/30/2012	14.21
52801100	Indirect OH Clearing	UZ	200000545	11/30/2012	(14.21)
52801100	Indirect OH Clearing	SL	100001947	11/30/2012	(79.54)
52801100	Indirect OH Clearing	UZ	200000545	11/30/2012	79.54
52801100	Indirect OH Clearing	UZ	200000549	11/30/2012	(428.28)
52801100	Indirect OH Clearing	SL	100001947	11/30/2012	(509.73)
52801100	Indirect OH Clearing	UZ	200000545	11/30/2012	509.73
52801100	Indirect OH Clearing	UZ	200000549	11/30/2012	(509.73)
52801100	Indirect OH Clearing	SL	100001947	11/30/2012	1,111.41
52801100	Indirect OH Clearing	UZ	200000545	11/30/2012	(1,111.41)
52801100	Indirect OH Clearing	SL	100001947	11/30/2012	1,107.63
52801100	Indirect OH Clearing	UZ	200000545	11/30/2012	(1,107.63)
52801100	Indirect OH Clearing	SL	100001947	11/30/2012	261.36
52801100	Indirect OH Clearing	UZ	200000545	11/30/2012	(261.36)
52801100	Indirect OH Clearing	SL	100001947	11/30/2012	68.15
52801100	Indirect OH Clearing	UZ	200000545	11/30/2012	(68.15)
52801100	Indirect OH Clearing	SL	100001947	11/30/2012	(18.93)
52801100	Indirect OH Clearing	UZ	200000545	11/30/2012	18.93
52801100	Indirect OH Clearing	SL	100001947	11/30/2012	1,264.46
52801100	Indirect OH Clearing	UZ	200000545	11/30/2012	(1,264.46)
52801100	Indirect OH Clearing	SL	100001947	11/30/2012	316.09
52801100	Indirect OH Clearing	UZ	200000545	11/30/2012	(316.09)
52801100	Indirect OH Clearing	SL	100001947	11/30/2012	943.65
52801100	Indirect OH Clearing	UZ	200000537	11/30/2012	(757.50)
52801100	Indirect OH Clearing	UZ	200000545	11/30/2012	(943.65)
52801100	Indirect OH Clearing	UZ	200000537	11/30/2012	757.50
52801200	Capital Accrual Clearing	SV	100001998	11/30/2012	36,620.91
52801200	Capital Accrual Clearing	SV	100002002	11/30/2012	686.70
52801200	Capital Accrual Clearing	SV	100002002	11/30/2012	627.26
52801200	Capital Accrual Clearing	SV	100002002	11/30/2012	9,884.44
52801200	Capital Accrual Clearing	SV	100002002	11/30/2012	12,160.73
52801200	Capital Accrual Clearing	SV	100002002	11/30/2012	231.67
52801200	Capital Accrual Clearing	SV	100002002	11/30/2012	134.36
52801200	Capital Accrual Clearing	SV	100002002	11/30/2012	48,875.16

Kentucky American Water Company  
Case No. 2012-00520  
Response to PSC DR1, Item 31

Account	Description	Doc Type	Document Number	Posting Date	Amount
52801200	Capital Accrual Clearing	SV	100002002	11/30/2012	2,948,546.88
52801200	Capital Accrual Clearing	SV	100002002	11/30/2012	49,880.00
52801200	Capital Accrual Clearing	SV	100002002	11/30/2012	30,000.00
52801200	Capital Accrual Clearing	SV	100002002	11/30/2012	70,000.00
52801200	Capital Accrual Clearing	SV	100002002	11/30/2012	70,000.00
52801200	Capital Accrual Clearing	SV	100002002	11/30/2012	308.89
52801200	Capital Accrual Clearing	SV	100002002	11/30/2012	237.33
52801200	Capital Accrual Clearing	SV	100002002	11/30/2012	617.78
52801200	Capital Accrual Clearing	SV	100002002	11/30/2012	30,887.80
52801200	Capital Accrual Clearing	SV	100002006	11/30/2012	36,267.50
52801200	Capital Accrual Clearing	SV	100002006	11/30/2012	9,495.06
52801200	Capital Accrual Clearing	SV	100002006	11/30/2012	12,231.72
52801200	Capital Accrual Clearing	SV	100002006	11/30/2012	6,477.73
52801200	Capital Accrual Clearing	SV	100002006	11/30/2012	5,307.00
52801200	Capital Accrual Clearing	SV	100002006	11/30/2012	4,479.00
52801200	Capital Accrual Clearing	SV	100002006	11/30/2012	2,004.01
52801200	Capital Accrual Clearing	SV	100002006	11/30/2012	639.50
52801200	Capital Accrual Clearing	SV	100002006	11/30/2012	630.70
52801200	Capital Accrual Clearing	SV	100002006	11/30/2012	466.74
52801200	Capital Accrual Clearing	SV	100002006	11/30/2012	295.89
52801200	Capital Accrual Clearing	SV	100002006	11/30/2012	122.82
52801200	Capital Accrual Clearing	SV	100002008	11/30/2012	(2,948,546.88)
52801200	Capital Accrual Clearing	SV	100002014	11/30/2012	3,206.46
52801200	Capital Accrual Clearing	SV	100002014	11/30/2012	4.69
52801200	Capital Accrual Clearing	SV	100002014	11/30/2012	11.91
52801200	Capital Accrual Clearing	SV	100002014	11/30/2012	5,774.00
52801200	Capital Accrual Clearing	SV	100002014	11/30/2012	820.00
52801200	Capital Accrual Clearing	SV	100002014	11/30/2012	629.88
52801200	Capital Accrual Clearing	SV	100002014	11/30/2012	629.88
52801200	Capital Accrual Clearing	SV	100002014	11/30/2012	629.88
52801200	Capital Accrual Clearing	SV	100002016	11/30/2012	7,500.00
52801200	Capital Accrual Clearing	SV	100002016	11/30/2012	137,363.25
52801200	Capital Accrual Clearing	SV	100002016	11/30/2012	16,313.50
52801200	Capital Accrual Clearing	SV	100002016	11/30/2012	44,761.60
52801200	Capital Accrual Clearing	SV	100002016	11/30/2012	98.37
52801200	Capital Accrual Clearing	SV	100002016	11/30/2012	1,806.70
52801200	Capital Accrual Clearing	SV	100002016	11/30/2012	22,901.00
52801200	Capital Accrual Clearing	SV	100002016	11/30/2012	28,763.00
52801200	Capital Accrual Clearing	SV	100002016	11/30/2012	250.00
52801200	Capital Accrual Clearing	SV	100002016	11/30/2012	764.00
52801200	Capital Accrual Clearing	SV	100002016	11/30/2012	143,100.00
52801200	Capital Accrual Clearing	SV	100002016	11/30/2012	227,702.50
52801200	Capital Accrual Clearing	SV	100002016	11/30/2012	30,038.53
52801200	Capital Accrual Clearing	SV	100002016	11/30/2012	300.82
52801200	Capital Accrual Clearing	SV	100002016	11/30/2012	652.67
52801200	Capital Accrual Clearing	SV	100002016	11/30/2012	38,758.73
52801200	Capital Accrual Clearing	SV	100002016	11/30/2012	17,222.57
52801200	Capital Accrual Clearing	SV	100002016	11/30/2012	4,300.00
52801200	Capital Accrual Clearing	SV	100002016	11/30/2012	22,793.44
52801200	Capital Accrual Clearing	SV	100002016	11/30/2012	14,207.05
52801200	Capital Accrual Clearing	SV	100002016	11/30/2012	14,994.00
52801200	Capital Accrual Clearing	SV	100002016	11/30/2012	7,292.22
52801200	Capital Accrual Clearing	SV	100002016	11/30/2012	147.51
52801200	Capital Accrual Clearing	SV	100002016	11/30/2012	1,457.33
52801200	Capital Accrual Clearing	SV	100002016	11/30/2012	5,200.00
52801200	Capital Accrual Clearing	SV	100002016	11/30/2012	74.15
52801200	Capital Accrual Clearing	UZ	2000000582	11/30/2012	(7,500.00)
52801200	Capital Accrual Clearing	UZ	2000000576	11/30/2012	(295.89)
52801200	Capital Accrual Clearing	UZ	2000000582	11/30/2012	(11.91)
52801200	Capital Accrual Clearing	UZ	2000000582	11/30/2012	(137,363.25)
52801200	Capital Accrual Clearing	UZ	2000000576	11/30/2012	(48,875.16)
52801200	Capital Accrual Clearing	UZ	2000000582	11/30/2012	(16,313.50)
52801200	Capital Accrual Clearing	UZ	2000000582	11/30/2012	(3,206.46)
52801200	Capital Accrual Clearing	UZ	2000000566	11/30/2012	(36,620.91)
52801200	Capital Accrual Clearing	UZ	2000000576	11/30/2012	(2,948,546.88)
52801200	Capital Accrual Clearing	UZ	2000000578	11/30/2012	2,948,546.88
52801200	Capital Accrual Clearing	UZ	2000000582	11/30/2012	(44,761.60)
52801200	Capital Accrual Clearing	UZ	2000000582	11/30/2012	(98.37)
52801200	Capital Accrual Clearing	UZ	2000000582	11/30/2012	(1,806.70)
52801200	Capital Accrual Clearing	UZ	2000000578	11/30/2012	(617.78)
52801200	Capital Accrual Clearing	UZ	2000000576	11/30/2012	(40,056.24)
52801200	Capital Accrual Clearing	UZ	2000000582	11/30/2012	(629.88)
52801200	Capital Accrual Clearing	UZ	2000000576	11/30/2012	(308.89)
52801200	Capital Accrual Clearing	UZ	2000000578	11/30/2012	(466.74)
52801200	Capital Accrual Clearing	UZ	2000000582	11/30/2012	(22,901.00)
52801200	Capital Accrual Clearing	UZ	2000000576	11/30/2012	(1,257.96)

Kentucky American Water Company  
Case No. 2012-00520  
Response to PSC DR1, Item 31

Account	Description	Doc Type	Document Number	Posting Date	Amount
52801200	Capital Accrual Clearing	UZ	2000000582	11/30/2012	(6,403.88)
52801200	Capital Accrual Clearing	UZ	2000000578	11/30/2012	(9,884.44)
52801200	Capital Accrual Clearing	UZ	2000000580	11/30/2012	(36,267.50)
52801200	Capital Accrual Clearing	UZ	2000000578	11/30/2012	(12,392.40)
52801200	Capital Accrual Clearing	UZ	2000000582	11/30/2012	(29,397.57)
52801200	Capital Accrual Clearing	UZ	2000000582	11/30/2012	(250.00)
52801200	Capital Accrual Clearing	UZ	2000000582	11/30/2012	(764.00)
52801200	Capital Accrual Clearing	UZ	2000000582	11/30/2012	(143,100.00)
52801200	Capital Accrual Clearing	UZ	2000000578	11/30/2012	(371.69)
52801200	Capital Accrual Clearing	UZ	2000000582	11/30/2012	(1,449.88)
52801200	Capital Accrual Clearing	UZ	2000000576	11/30/2012	(9,495.06)
52801200	Capital Accrual Clearing	UZ	2000000578	11/30/2012	(12,231.72)
52801200	Capital Accrual Clearing	UZ	2000000576	11/30/2012	(55,187.00)
52801200	Capital Accrual Clearing	UZ	2000000582	11/30/2012	(227,702.50)
52801200	Capital Accrual Clearing	UZ	2000000582	11/30/2012	(30,038.53)
52801200	Capital Accrual Clearing	UZ	2000000582	11/30/2012	(300.82)
52801200	Capital Accrual Clearing	UZ	2000000582	11/30/2012	(652.67)
52801200	Capital Accrual Clearing	UZ	2000000582	11/30/2012	(38,758.73)
52801200	Capital Accrual Clearing	UZ	2000000578	11/30/2012	(5,118.50)
52801200	Capital Accrual Clearing	UZ	2000000582	11/30/2012	(17,222.57)
52801200	Capital Accrual Clearing	UZ	2000000578	11/30/2012	(30,000.00)
52801200	Capital Accrual Clearing	UZ	2000000576	11/30/2012	(122.82)
52801200	Capital Accrual Clearing	UZ	2000000582	11/30/2012	(4,300.00)
52801200	Capital Accrual Clearing	UZ	2000000582	11/30/2012	(22,793.44)
52801200	Capital Accrual Clearing	UZ	2000000582	11/30/2012	(14,207.05)
52801200	Capital Accrual Clearing	UZ	2000000582	11/30/2012	(14,994.00)
52801200	Capital Accrual Clearing	UZ	2000000582	11/30/2012	(7,292.22)
52801200	Capital Accrual Clearing	UZ	2000000582	11/30/2012	(147.51)
52801200	Capital Accrual Clearing	UZ	2000000575	11/30/2012	(70,000.00)
52801200	Capital Accrual Clearing	UZ	2000000576	11/30/2012	(70,000.00)
52801200	Capital Accrual Clearing	UZ	2000000582	11/30/2012	(1,457.33)
52801200	Capital Accrual Clearing	UZ	2000000582	11/30/2012	(5,200.00)
52801200	Capital Accrual Clearing	UZ	2000000582	11/30/2012	(74.15)
52805000	Budget COR Clearing	SA	100001954	11/30/2012	(500.00)
52805000	Budget COR Clearing	UZ	2000000549	11/30/2012	500.00
52805100	Indirect OH RWIP Clr	SA	100002036	11/30/2012	352.08
52805100	Indirect OH RWIP Clr	SL	100001947	11/30/2012	4.10
52805100	Indirect OH RWIP Clr	UZ	2000000545	11/30/2012	(4.10)
52805100	Indirect OH RWIP Clr	SL	100001947	11/30/2012	0.99
52805100	Indirect OH RWIP Clr	UZ	2000000545	11/30/2012	(0.99)
52805100	Indirect OH RWIP Clr	SL	100001947	11/30/2012	(0.26)
52805100	Indirect OH RWIP Clr	UZ	2000000545	11/30/2012	0.26
52805100	Indirect OH RWIP Clr	SL	100001947	11/30/2012	573.92
52805100	Indirect OH RWIP Clr	UZ	2000000545	11/30/2012	(573.92)
52805100	Indirect OH RWIP Clr	SL	100001947	11/30/2012	65.07
52805100	Indirect OH RWIP Clr	UZ	2000000545	11/30/2012	(65.07)
52805100	Indirect OH RWIP Clr	SL	100001947	11/30/2012	(44.07)
52805100	Indirect OH RWIP Clr	UZ	2000000545	11/30/2012	44.07
52805100	Indirect OH RWIP Clr	SL	100001947	11/30/2012	(175.88)
52805100	Indirect OH RWIP Clr	UZ	2000000545	11/30/2012	175.88
52805100	Indirect OH RWIP Clr	SL	100001947	11/30/2012	(2.28)
52805100	Indirect OH RWIP Clr	UZ	2000000545	11/30/2012	2.28
52805100	Indirect OH RWIP Clr	SL	100001947	11/30/2012	48.76
52805100	Indirect OH RWIP Clr	UZ	2000000545	11/30/2012	(48.76)
52805100	Indirect OH RWIP Clr	SL	100001947	11/30/2012	240.83
52805100	Indirect OH RWIP Clr	SL	100001947	11/30/2012	891.12
52805100	Indirect OH RWIP Clr	UZ	2000000545	11/30/2012	(891.12)
52805100	Indirect OH RWIP Clr	UZ	2000000545	11/30/2012	(240.83)
52805100	Indirect OH RWIP Clr	SL	100001947	11/30/2012	148.15
52805100	Indirect OH RWIP Clr	UZ	2000000545	11/30/2012	(148.15)
52805100	Indirect OH RWIP Clr	SL	100001947	11/30/2012	0.66
52805100	Indirect OH RWIP Clr	UZ	2000000545	11/30/2012	(0.66)
52805100	Indirect OH RWIP Clr	SL	100001947	11/30/2012	63.06
52805100	Indirect OH RWIP Clr	SL	100001947	11/30/2012	63.15
52805100	Indirect OH RWIP Clr	UZ	2000000545	11/30/2012	(63.15)
52805100	Indirect OH RWIP Clr	UZ	2000000545	11/30/2012	(63.06)
52805100	Indirect OH RWIP Clr	SL	100001947	11/30/2012	3.11
52805100	Indirect OH RWIP Clr	UZ	2000000545	11/30/2012	(3.11)
52805100	Indirect OH RWIP Clr	SL	100001947	11/30/2012	9.09
52805100	Indirect OH RWIP Clr	UZ	2000000545	11/30/2012	(9.09)
52805100	Indirect OH RWIP Clr	SL	100001947	11/30/2012	(0.59)
52805100	Indirect OH RWIP Clr	UZ	2000000545	11/30/2012	0.59
52805100	Indirect OH RWIP Clr	SL	100001947	11/30/2012	0.37
52805100	Indirect OH RWIP Clr	UZ	2000000545	11/30/2012	(0.37)
52805100	Indirect OH RWIP Clr	SL	100001947	11/30/2012	(86.28)
52805100	Indirect OH RWIP Clr	UZ	2000000545	11/30/2012	86.28
52805100	Indirect OH RWIP Clr	SL	100001947	11/30/2012	(111.15)

Kentucky American Water Company  
Case No. 2012-00520  
Response to PSC DR1, Item 31

Account	Description	Doc Type	Document Number	Posting Date	Amount
52805100	Indirect OH RWIP Clr	UZ	2000000545	11/30/2012	111.15
52805100	Indirect OH RWIP Clr	SL	100001947	11/30/2012	7,722.44
52805100	Indirect OH RWIP Clr	SL	100001947	11/30/2012	(2,296.01)
52805100	Indirect OH RWIP Clr	UZ	2000000545	11/30/2012	(7,722.44)
52805100	Indirect OH RWIP Clr	UZ	2000000545	11/30/2012	2,296.01
52805100	Indirect OH RWIP Clr	SL	100001947	11/30/2012	4.55
52805100	Indirect OH RWIP Clr	SL	100001947	11/30/2012	0.79
52805100	Indirect OH RWIP Clr	UZ	2000000545	11/30/2012	(0.79)
52805100	Indirect OH RWIP Clr	UZ	2000000545	11/30/2012	(4.55)
52805100	Indirect OH RWIP Clr	SL	100001947	11/30/2012	(21.20)
52805100	Indirect OH RWIP Clr	UZ	2000000545	11/30/2012	21.20
52805100	Indirect OH RWIP Clr	SL	100001947	11/30/2012	(6.83)
52805100	Indirect OH RWIP Clr	UZ	2000000545	11/30/2012	6.83
52805100	Indirect OH RWIP Clr	SL	100001947	11/30/2012	1.64
52805100	Indirect OH RWIP Clr	UZ	2000000545	11/30/2012	(1.64)
52805100	Indirect OH RWIP Clr	SL	100001947	11/30/2012	12.27
52805100	Indirect OH RWIP Clr	UZ	2000000545	11/30/2012	(12.27)
52805100	Indirect OH RWIP Clr	UZ	2000000598	11/30/2012	(352.08)
52805100	Indirect OH RWIP Clr	SL	100001947	11/30/2012	(2,205.95)
52805100	Indirect OH RWIP Clr	UZ	2000000545	11/30/2012	2,205.95
52805100	Indirect OH RWIP Clr	SL	100001947	11/30/2012	(585.69)
52805100	Indirect OH RWIP Clr	SL	100001947	11/30/2012	2,268.84
52805100	Indirect OH RWIP Clr	UZ	2000000545	11/30/2012	(2,268.84)
52805100	Indirect OH RWIP Clr	UZ	2000000545	11/30/2012	585.69
52805100	Indirect OH RWIP Clr	SL	100001947	11/30/2012	(5,452.20)
52805100	Indirect OH RWIP Clr	UZ	2000000545	11/30/2012	5,452.20
52805100	Indirect OH RWIP Clr	SL	100001947	11/30/2012	159.30
52805100	Indirect OH RWIP Clr	UZ	2000000545	11/30/2012	(159.30)
52805100	Indirect OH RWIP Clr	SL	100001947	11/30/2012	262.71
52805100	Indirect OH RWIP Clr	UZ	2000000545	11/30/2012	(262.71)
52805100	Indirect OH RWIP Clr	SL	100001947	11/30/2012	669.29
52805100	Indirect OH RWIP Clr	SL	100001947	11/30/2012	43.42
52805100	Indirect OH RWIP Clr	UZ	2000000545	11/30/2012	(43.42)
52805100	Indirect OH RWIP Clr	UZ	2000000545	11/30/2012	(669.29)
52805100	Indirect OH RWIP Clr	SL	100001947	11/30/2012	(1.86)
52805100	Indirect OH RWIP Clr	UZ	2000000545	11/30/2012	1.86
52805100	Indirect OH RWIP Clr	SL	100001947	11/30/2012	671.35
52805100	Indirect OH RWIP Clr	UZ	2000000545	11/30/2012	(671.35)
52805100	Indirect OH RWIP Clr	SL	100001947	11/30/2012	4.56
52805100	Indirect OH RWIP Clr	UZ	2000000545	11/30/2012	(4.56)
52805100	Indirect OH RWIP Clr	SL	100001947	11/30/2012	3.77
52805100	Indirect OH RWIP Clr	UZ	2000000545	11/30/2012	(3.77)
52805100	Indirect OH RWIP Clr	SL	100001947	11/30/2012	1.41
52805100	Indirect OH RWIP Clr	UZ	2000000545	11/30/2012	(1.41)
52805100	Indirect OH RWIP Clr	SL	100001947	11/30/2012	6.59
52805100	Indirect OH RWIP Clr	UZ	2000000545	11/30/2012	(6.59)
52805100	Indirect OH RWIP Clr	SL	100001947	11/30/2012	(104.81)
52805100	Indirect OH RWIP Clr	SL	100001947	11/30/2012	18.52
52805100	Indirect OH RWIP Clr	UZ	2000000545	11/30/2012	104.81
52805100	Indirect OH RWIP Clr	UZ	2000000545	11/30/2012	(18.52)
52805100	Indirect OH RWIP Clr	SL	100001947	11/30/2012	17.42
52805100	Indirect OH RWIP Clr	UZ	2000000545	11/30/2012	(17.42)
52805100	Indirect OH RWIP Clr	SL	100001947	11/30/2012	0.92
52805100	Indirect OH RWIP Clr	UZ	2000000545	11/30/2012	(0.92)
52805100	Indirect OH RWIP Clr	SL	100001947	11/30/2012	50.99
52805100	Indirect OH RWIP Clr	UZ	2000000545	11/30/2012	(50.99)
52805100	Indirect OH RWIP Clr	SL	100001947	11/30/2012	4.47
52805100	Indirect OH RWIP Clr	UZ	2000000545	11/30/2012	(4.47)
52805100	Indirect OH RWIP Clr	SL	100001947	11/30/2012	2.12
52805100	Indirect OH RWIP Clr	UZ	2000000545	11/30/2012	(2.12)
52805100	Indirect OH RWIP Clr	SL	100001947	11/30/2012	11.19
52805100	Indirect OH RWIP Clr	UZ	2000000545	11/30/2012	(11.19)
52805100	Indirect OH RWIP Clr	SL	100001947	11/30/2012	29.04
52805100	Indirect OH RWIP Clr	UZ	2000000545	11/30/2012	(29.04)
52805100	Indirect OH RWIP Clr	SL	100001947	11/30/2012	19.22
52805100	Indirect OH RWIP Clr	UZ	2000000545	11/30/2012	(19.22)
52805100	Indirect OH RWIP Clr	SL	100001947	11/30/2012	(8.51)
52805100	Indirect OH RWIP Clr	UZ	2000000545	11/30/2012	8.51
52805100	Indirect OH RWIP Clr	SL	100001947	11/30/2012	12.77
52805100	Indirect OH RWIP Clr	UZ	2000000545	11/30/2012	(12.77)
52805100	Indirect OH RWIP Clr	SL	100001947	11/30/2012	35.12
52805100	Indirect OH RWIP Clr	UZ	2000000545	11/30/2012	(35.12)
52805100	Indirect OH RWIP Clr	SL	100001947	11/30/2012	104.85
52805100	Indirect OH RWIP Clr	UZ	2000000545	11/30/2012	(104.85)
53110000	Contr Svc-Eng	KR	5000003482	11/30/2012	4,272.59
53110000	Contr Svc-Eng	UZ	2000000530	11/30/2012	(4,272.59)
53110000	Contr Svc-Eng	UZ	2000000542	11/30/2012	536.11



Kentucky American Water Company  
Case No. 2012-00520  
Response to PSC DR1, Item 31

Account	Description	Doc Type	Document Number	Posting Date	Amount
53150000	Contr Svc-Other	SV	100001971	11/30/2012	7,850.65
53150000	Contr Svc-Other	SV	100001980	11/30/2012	5,933.25
53150000	Contr Svc-Other	SV	100001994	11/30/2012	2,800.00
53150000	Contr Svc-Other	SV	100002018	11/30/2012	222,660.00
53150000	Contr Svc-Other	SV	100002018	11/30/2012	448.00
53150000	Contr Svc-Other	SV	100002018	11/30/2012	79.66
53150000	Contr Svc-Other	SV	100002018	11/30/2012	61.29
53150000	Contr Svc-Other	SV	100002018	11/30/2012	214.00
53150000	Contr Svc-Other	SV	100002018	11/30/2012	4,155.65
53150000	Contr Svc-Other	SV	100002018	11/30/2012	880.00
53150000	Contr Svc-Other	SV	100002018	11/30/2012	2,987.50
53150000	Contr Svc-Other	SV	100002018	11/30/2012	2,198.36
53150000	Contr Svc-Other	SP	2000000536	11/30/2012	(15,000.00)
53150000	Contr Svc-Other	SP	2000000536	11/30/2012	15,000.00
53150000	Contr Svc-Other	SP	2000000536	11/30/2012	(95,750.00)
53150000	Contr Svc-Other	SP	2000000536	11/30/2012	95,750.00
53150000	Contr Svc-Other	SP	2000000536	11/30/2012	(95,987.00)
53150000	Contr Svc-Other	SP	2000000536	11/30/2012	95,987.00
53150000	Contr Svc-Other	WE	5000003306	11/30/2012	(10,200.00)
53150000	Contr Svc-Other	WE	5000003307	11/30/2012	10,200.00
53150000	Contr Svc-Other	WE	5000003336	11/30/2012	(17,000.00)
53150000	Contr Svc-Other	WE	5000003337	11/30/2012	17,000.00
53150000	Contr Svc-Other	WE	5000003338	11/30/2012	(4,000.00)
53150000	Contr Svc-Other	WE	5000003339	11/30/2012	4,000.00
53150000	Contr Svc-Other	WE	5000003341	11/30/2012	(9,450.00)
53150000	Contr Svc-Other	WE	5000003351	11/30/2012	(17,000.00)
53150000	Contr Svc-Other	WE	5000003352	11/30/2012	17,000.00
53150000	Contr Svc-Other	WE	5000003391	11/30/2012	(4,000.00)
53150000	Contr Svc-Other	WE	5000003392	11/30/2012	4,000.00
53150000	Contr Svc-Other	WE	5000003400	11/30/2012	10,700.00
53150000	Contr Svc-Other	WE	5000003402	11/30/2012	(3,594.00)
53150000	Contr Svc-Other	WE	5000003404	11/30/2012	3,594.00
53150000	Contr Svc-Other	WE	5000003405	11/30/2012	(28,747.00)
53150000	Contr Svc-Other	WE	5000003406	11/30/2012	21,747.00
53150000	Contr Svc-Other	WE	5000003407	11/30/2012	(60,354.00)
53150000	Contr Svc-Other	WE	5000003408	11/30/2012	60,354.00
53150000	Contr Svc-Other	WE	5000003409	11/30/2012	30,850.00
53150000	Contr Svc-Other	WE	5000003411	11/30/2012	7,500.00
53150000	Contr Svc-Other	WE	5000003412	11/30/2012	(4,967.83)
53150000	Contr Svc-Other	WE	5000003413	11/30/2012	4,967.83
53150000	Contr Svc-Other	WE	5000003414	11/30/2012	(8,190.00)
53150000	Contr Svc-Other	WE	5000003415	11/30/2012	8,190.00
53150000	Contr Svc-Other	WE	5000003418	11/30/2012	(15,906.55)
53150000	Contr Svc-Other	WE	5000003419	11/30/2012	15,906.55
53150000	Contr Svc-Other	WE	5000003434	11/30/2012	11,079.00
53150000	Contr Svc-Other	WE	5000003435	11/30/2012	(11,079.00)
53150000	Contr Svc-Other	WE	5000003436	11/30/2012	11,079.00
53150000	Contr Svc-Other	WE	5000003437	11/30/2012	9,221.80
53150000	Contr Svc-Other	WE	5000003438	11/30/2012	7,000.00
53150000	Contr Svc-Other	WE	5000003439	11/30/2012	1,700.00
53150000	Contr Svc-Other	WE	5000003440	11/30/2012	7,810.00
53150000	Contr Svc-Other	WE	5000003446	11/30/2012	2,250.00
53150000	Contr Svc-Other	WE	5000003448	11/30/2012	17,477.00
53150000	Contr Svc-Other	WE	5000003448	11/30/2012	23,647.00
53150000	Contr Svc-Other	WE	5000003450	11/30/2012	2,250.00
53150000	Contr Svc-Other	WE	5000003450	11/30/2012	4,587.00
53150000	Contr Svc-Other	WE	5000003451	11/30/2012	3,675.00
53150000	Contr Svc-Other	WE	5000003451	11/30/2012	3,275.00
53150000	Contr Svc-Other	WE	5000003452	11/30/2012	1,000.00
53150000	Contr Svc-Other	WE	5000003457	11/30/2012	10,202.00
53150000	Contr Svc-Other	WE	5000003458	11/30/2012	1,020.00
53150000	Contr Svc-Other	WE	5000003459	11/30/2012	525.00
53150000	Contr Svc-Other	WE	5000003460	11/30/2012	27,288.00
53150000	Contr Svc-Other	WE	5000003461	11/30/2012	105.00
53150000	Contr Svc-Other	WE	5000003462	11/30/2012	44,665.00
53150000	Contr Svc-Other	WE	5000003463	11/30/2012	2,550.00
53150000	Contr Svc-Other	WE	5000003464	11/30/2012	2,978.00
53150000	Contr Svc-Other	WE	5000003465	11/30/2012	425.00
53150000	Contr Svc-Other	WE	5000003466	11/30/2012	22.00
53150000	Contr Svc-Other	WE	5000003466	11/30/2012	65.00
53150000	Contr Svc-Other	WE	5000003468	11/30/2012	(406.00)
53150000	Contr Svc-Other	WE	5000003469	11/30/2012	406.00
53150000	Contr Svc-Other	WE	5000003470	11/30/2012	(540.00)
53150000	Contr Svc-Other	WE	5000003473	11/30/2012	540.00
53150000	Contr Svc-Other	WE	5000003474	11/30/2012	(540.00)
53150000	Contr Svc-Other	WE	5000003475	11/30/2012	539.42
53150000	Contr Svc-Other	WE	5000003476	11/30/2012	(406.00)

Kentucky American Water Company  
Case No. 2012-00520  
Response to PSC DR1, Item 31

Account	Description	Doc Type	Document Number	Posting Date	Amount
53150000	Contr Svc-Other	WE	5000003477	11/30/2012	405.05
53150000	Contr Svc-Other	WE	5000003480	11/30/2012	(4,985.00)
53150000	Contr Svc-Other	WE	5000003481	11/30/2012	4,985.00
53150000	Contr Svc-Other	KR	5000003486	11/30/2012	1,086.50
53150000	Contr Svc-Other	ZI	9000000048	11/30/2012	190.00
53150000	Contr Svc-Other	ZI	9000000079	11/30/2012	104.52
53150000	Contr Svc-Other	ZI	9000000129	11/30/2012	72.79
53150000	Contr Svc-Other	ZI	9000000131	11/30/2012	751.72
53150000	Contr Svc-Other	ZI	9000000204	11/30/2012	70.45
53150000	Contr Svc-Other	ZI	9000000208	11/30/2012	52.00
53150000	Contr Svc-Other	ZI	9000000342	11/30/2012	25.00
53150000	Contr Svc-Other	ZI	9000000489	11/30/2012	375.00
53150000	Contr Svc-Other	ZI	9000000505	11/30/2012	213.92
53150000	Contr Svc-Other	ZI	9000000505	11/30/2012	213.92
53150000	Contr Svc-Other	ZI	9000000647	11/30/2012	430.23
53150000	Contr Svc-Other	ZI	9000000651	11/30/2012	540.00
53150000	Contr Svc-Other	ZI	9000000664	11/30/2012	70.45
53150000	Contr Svc-Other	ZI	9000000693	11/30/2012	690.77
53150000	Contr Svc-Other	ZI	9000000698	11/30/2012	10.00
53150000	Contr Svc-Other	ZI	9000000772	11/30/2012	6.31
53150000	Contr Svc-Other	ZI	9000000783	11/30/2012	562.42
53150000	Contr Svc-Other	ZI	9000000793	11/30/2012	175.00
53150000	Contr Svc-Other	ZI	9000000849	11/30/2012	10.00
53150000	Contr Svc-Other	ZI	9000000854	11/30/2012	14.58
53150000	Contr Svc-Other	ZI	9000000859	11/30/2012	137.80
53150000	Contr Svc-Other	ZI	9000000890	11/30/2012	1,021.84
53150000	Contr Svc-Other	ZI	9000000893	11/30/2012	10.00
53150000	Contr Svc-Other	ZI	9000000953	11/30/2012	154.43
53150000	Contr Svc-Other	ZI	9000000979	11/30/2012	70.45
53150000	Contr Svc-Other	ZI	9000001044	11/30/2012	52.00
53150000	Contr Svc-Other	ZI	9000001541	11/30/2012	106.85
53150000	Contr Svc-Other	SR	9600000103	11/30/2012	905.00
53150000	Contr Svc-Other	SR	9600000103	11/30/2012	162.83
53150000	Contr Svc-Other	SR	9600000103	11/30/2012	1,862.92
53150000	Contr Svc-Other	SR	9600000103	11/30/2012	474.17
53150000	Contr Svc-Other	SR	9600000103	11/30/2012	725.92
53150000	Contr Svc-Other	SR	9600000103	11/30/2012	563.58
53150000	Contr Svc-Other	SR	9600000103	11/30/2012	204.33
53150000	Contr Svc-Other	UT	9300004784	11/30/2012	(944.47)
53150000	Contr Svc-Other	UT	9300005780	11/30/2012	(222,660.00)
53150000	Contr Svc-Other	UZ	2000000519	11/30/2012	39,341.00
53150000	Contr Svc-Other	UZ	2000000519	11/30/2012	(32,341.00)
53150000	Contr Svc-Other	UZ	2000000527	11/30/2012	(22,158.00)
53150000	Contr Svc-Other	UZ	2000000527	11/30/2012	11,079.00
53150000	Contr Svc-Other	UZ	2000000519	11/30/2012	4,967.83
53150000	Contr Svc-Other	UZ	2000000519	11/30/2012	(4,967.83)
53150000	Contr Svc-Other	UZ	2000000527	11/30/2012	(1,700.00)
53150000	Contr Svc-Other	UZ	2000000515	11/30/2012	(17,000.00)
53150000	Contr Svc-Other	UZ	2000000515	11/30/2012	17,000.00
53150000	Contr Svc-Other	UZ	2000000517	11/30/2012	4,000.00
53150000	Contr Svc-Other	UZ	2000000517	11/30/2012	(4,000.00)
53150000	Contr Svc-Other	UZ	2000000519	11/30/2012	(30,850.00)
53150000	Contr Svc-Other	UZ	2000000519	11/30/2012	(10,700.00)
53150000	Contr Svc-Other	UZ	2000000519	11/30/2012	(60,354.00)
53150000	Contr Svc-Other	UZ	2000000519	11/30/2012	60,354.00
53150000	Contr Svc-Other	UZ	2000000527	11/30/2012	(27,288.00)
53150000	Contr Svc-Other	UZ	2000000519	11/30/2012	(15,906.55)
53150000	Contr Svc-Other	UZ	2000000519	11/30/2012	15,906.55
53150000	Contr Svc-Other	UZ	2000000519	11/30/2012	(8,190.00)
53150000	Contr Svc-Other	UZ	2000000519	11/30/2012	8,190.00
53150000	Contr Svc-Other	UZ	2000000527	11/30/2012	(7,810.00)
53150000	Contr Svc-Other	UZ	2000000519	11/30/2012	(7,500.00)
53150000	Contr Svc-Other	CS	9300004903	11/30/2012	(104.52)
53150000	Contr Svc-Other	CS	9300004411	11/30/2012	(994.28)
53150000	Contr Svc-Other	CS	9300004605	11/30/2012	(19,471.69)
53150000	Contr Svc-Other	CS	9300004659	11/30/2012	(1,017.60)
53150000	Contr Svc-Other	CS	9300004948	11/30/2012	(1,263.64)
53150000	Contr Svc-Other	CS	9300004997	11/30/2012	(679.90)
53150000	Contr Svc-Other	CS	9300005796	11/30/2012	(448.00)
53150000	Contr Svc-Other	CS	9300004871	11/30/2012	(3,968.01)
53150000	Contr Svc-Other	CS	9300004958	11/30/2012	(562.42)
53150000	Contr Svc-Other	CS	9300004845	11/30/2012	(767.91)
53150000	Contr Svc-Other	CS	9300004939	11/30/2012	(213.92)
53150000	Contr Svc-Other	CS	9300004995	11/30/2012	(346.42)
53150000	Contr Svc-Other	CS	9300004802	11/30/2012	(162.83)
53150000	Contr Svc-Other	CS	9300004900	11/30/2012	(213.92)
53150000	Contr Svc-Other	CS	9300004976	11/30/2012	(346.42)

Kentucky American Water Company  
Case No. 2012-00520  
Response to PSC DR1, Item 31

Account	Description	Doc Type	Document Number	Posting Date	Amount
53150000	Contr Svc-Other	CS	9300004638	11/30/2012	(1,060.00)
53150000	Contr Svc-Other	CS	9300004800	11/30/2012	(1,060.00)
53150000	Contr Svc-Other	CS	9300004950	11/30/2012	(175.00)
53150000	Contr Svc-Other	CS	9300004999	11/30/2012	(993.10)
53150000	Contr Svc-Other	CS	9300004428	11/30/2012	(2,681.21)
53150000	Contr Svc-Other	CS	9300004622	11/30/2012	2,800.00
53150000	Contr Svc-Other	CS	9300004664	11/30/2012	(3,221.30)
53150000	Contr Svc-Other	CS	9300004960	11/30/2012	(1,650.06)
53150000	Contr Svc-Other	CS	9300005007	11/30/2012	(45.52)
53150000	Contr Svc-Other	CS	9300005028	11/30/2012	(2,800.00)
53150000	Contr Svc-Other	CS	9300005785	11/30/2012	(79.66)
53150000	Contr Svc-Other	CS	9300004585	11/30/2012	(6,348.58)
53150000	Contr Svc-Other	CS	9300004837	11/30/2012	415.33
53150000	Contr Svc-Other	CS	9300005791	11/30/2012	(61.29)
53150000	Contr Svc-Other	CS	9300004614	11/30/2012	36,267.50
53150000	Contr Svc-Other	CS	9300005798	11/30/2012	(214.00)
53150000	Contr Svc-Other	CS	9300004545	11/30/2012	5,303.34
53150000	Contr Svc-Other	CS	9300004974	11/30/2012	(70.45)
53150000	Contr Svc-Other	CS	9300005017	11/30/2012	(5,933.25)
53150000	Contr Svc-Other	CS	9300004377	11/30/2012	(482.45)
53150000	Contr Svc-Other	CS	9300004570	11/30/2012	(222.60)
53150000	Contr Svc-Other	CS	9300004645	11/30/2012	(151.90)
53150000	Contr Svc-Other	CS	9300004821	11/30/2012	(8.57)
53150000	Contr Svc-Other	CS	9300004922	11/30/2012	(565.00)
53150000	Contr Svc-Other	CS	9300005786	11/30/2012	(4,155.65)
53150000	Contr Svc-Other	CS	9300004353	11/30/2012	(5,351.08)
53150000	Contr Svc-Other	CS	9300004544	11/30/2012	10,405.56
53150000	Contr Svc-Other	CS	9300004795	11/30/2012	(5,411.76)
53150000	Contr Svc-Other	CS	9300004895	11/30/2012	378.32
53150000	Contr Svc-Other	CS	9300005016	11/30/2012	(7,850.65)
53150000	Contr Svc-Other	CS	9300004662	11/30/2012	(685.72)
53150000	Contr Svc-Other	CS	9300004954	11/30/2012	(1,065.77)
53150000	Contr Svc-Other	CS	9300005000	11/30/2012	(135.00)
53150000	Contr Svc-Other	CS	9300005799	11/30/2012	(880.00)
53150000	Contr Svc-Other	CS	9300004905	11/30/2012	(211.35)
53150000	Contr Svc-Other	CS	9300004646	11/30/2012	(10,000.00)
53150000	Contr Svc-Other	CS	9300004434	11/30/2012	(7,845.62)
53150000	Contr Svc-Other	CS	9300004627	11/30/2012	(74.77)
53150000	Contr Svc-Other	CS	9300005806	11/30/2012	(2,987.50)
53150000	Contr Svc-Other	CS	9300004850	11/30/2012	(1,086.50)
53150000	Contr Svc-Other	CS	9300004381	11/30/2012	(5,843.41)
53150000	Contr Svc-Other	CS	9300004575	11/30/2012	(8,136.59)
53150000	Contr Svc-Other	CS	9300004647	11/30/2012	(1,495.80)
53150000	Contr Svc-Other	CS	9300004825	11/30/2012	(1,330.74)
53150000	Contr Svc-Other	CS	9300004987	11/30/2012	(106.85)
53150000	Contr Svc-Other	CS	9300005788	11/30/2012	(2,198.36)
53150000	Contr Svc-Other	UZ	2000000527	11/30/2012	(7,000.00)
53150000	Contr Svc-Other	UZ	2000000527	11/30/2012	(9,221.80)
53150000	Contr Svc-Other	UZ	2000000527	11/30/2012	(2,550.00)
53150000	Contr Svc-Other	UZ	2000000527	11/30/2012	(425.00)
53150000	Contr Svc-Other	UZ	2000000527	11/30/2012	(2,978.00)
53150000	Contr Svc-Other	UZ	2000000527	11/30/2012	(44,665.00)
53150000	Contr Svc-Other	UZ	2000000527	11/30/2012	(2,250.00)
53150000	Contr Svc-Other	UZ	2000000527	11/30/2012	(23,647.00)
53150000	Contr Svc-Other	UZ	2000000527	11/30/2012	(17,477.00)
53150000	Contr Svc-Other	UZ	2000000527	11/30/2012	(4,587.00)
53150000	Contr Svc-Other	UZ	2000000527	11/30/2012	(2,250.00)
53150000	Contr Svc-Other	UZ	2000000527	11/30/2012	(525.00)
53150000	Contr Svc-Other	UZ	2000000527	11/30/2012	(105.00)
53150000	Contr Svc-Other	UZ	2000000527	11/30/2012	(10,202.00)
53150000	Contr Svc-Other	UZ	2000000527	11/30/2012	(1,020.00)
53150000	Contr Svc-Other	UZ	2000000527	11/30/2012	(3,275.00)
53150000	Contr Svc-Other	UZ	2000000527	11/30/2012	(3,675.00)
53150000	Contr Svc-Other	UZ	2000000527	11/30/2012	(1,000.00)
53150000	Contr Svc-Other	UZ	2000000527	11/30/2012	(22.00)
53150000	Contr Svc-Other	UZ	2000000527	11/30/2012	(65.00)
53150000	Contr Svc-Other	UZ	2000000537	11/30/2012	(95,750.00)
53150000	Contr Svc-Other	UZ	2000000537	11/30/2012	(95,987.00)
53150000	Contr Svc-Other	UZ	2000000530	11/30/2012	(4,985.00)
53150000	Contr Svc-Other	UZ	2000000530	11/30/2012	4,985.00
53150000	Contr Svc-Other	UZ	2000000537	11/30/2012	95,987.00
53150000	Contr Svc-Other	UZ	2000000537	11/30/2012	95,750.00
53150000	Contr Svc-Other	UZ	2000000537	11/30/2012	(15,000.00)
53150000	Contr Svc-Other	UZ	2000000537	11/30/2012	15,000.00
53150011	Contr Svc-Other SS	CS	9300004903	11/30/2012	104.52
53150013	Contr Svc-Other WT	CS	9300004411	11/30/2012	994.28
53150013	Contr Svc-Other WT	CS	9300004605	11/30/2012	19,471.69

Kentucky American Water Company  
Case No. 2012-00520  
Response to PSC DR1, Item 31

Account	Description	Doc Type	Document Number	Posting Date	Amount
53150013	Contr Svc-Other WT	CS	9300004659	11/30/2012	1,017.60
53150013	Contr Svc-Other WT	CS	9300004948	11/30/2012	1,263.64
53150013	Contr Svc-Other WT	CS	9300004997	11/30/2012	679.90
53150013	Contr Svc-Other WT	CS	9300005796	11/30/2012	448.00
53150013	Contr Svc-Other WT	CS	9300004871	11/30/2012	3,968.01
53150013	Contr Svc-Other WT	CS	9300004958	11/30/2012	562.42
53150013	Contr Svc-Other WT	CS	9300004845	11/30/2012	767.91
53150013	Contr Svc-Other WT	CS	9300004939	11/30/2012	213.92
53150013	Contr Svc-Other WT	CS	9300004995	11/30/2012	346.42
53150013	Contr Svc-Other WT	CS	9300004802	11/30/2012	162.83
53150013	Contr Svc-Other WT	CS	9300004900	11/30/2012	213.92
53150013	Contr Svc-Other WT	CS	9300004976	11/30/2012	346.42
53150013	Contr Svc-Other WT	CS	9300004638	11/30/2012	1,060.00
53150013	Contr Svc-Other WT	CS	9300004800	11/30/2012	1,060.00
53150014	Contr Svc-Other TD	CS	9300004950	11/30/2012	175.00
53150014	Contr Svc-Other TD	CS	9300004999	11/30/2012	993.10
53150014	Contr Svc-Other TD	CS	9300004428	11/30/2012	2,681.21
53150014	Contr Svc-Other TD	CS	9300004622	11/30/2012	(2,800.00)
53150014	Contr Svc-Other TD	CS	9300004664	11/30/2012	3,221.30
53150014	Contr Svc-Other TD	CS	9300004960	11/30/2012	1,650.06
53150014	Contr Svc-Other TD	CS	9300005007	11/30/2012	45.52
53150014	Contr Svc-Other TD	CS	9300005028	11/30/2012	2,800.00
53150014	Contr Svc-Other TD	CS	9300005785	11/30/2012	79.66
53150015	Contr Svc-Other CA	CS	9300004585	11/30/2012	6,348.58
53150015	Contr Svc-Other CA	CS	9300004837	11/30/2012	(415.33)
53150015	Contr Svc-Other CA	CS	9300005791	11/30/2012	61.29
53150015	Contr Svc-Other CA	CS	9300004614	11/30/2012	(36,267.50)
53150015	Contr Svc-Other CA	CS	9300005798	11/30/2012	214.00
53150016	Contr Svc-Other AG	CS	9300004545	11/30/2012	(5,303.34)
53150016	Contr Svc-Other AG	CS	9300004974	11/30/2012	70.45
53150016	Contr Svc-Other AG	CS	9300005017	11/30/2012	5,933.25
53150016	Contr Svc-Other AG	CS	9300004377	11/30/2012	482.45
53150016	Contr Svc-Other AG	CS	9300004570	11/30/2012	222.60
53150016	Contr Svc-Other AG	CS	9300004645	11/30/2012	151.90
53150016	Contr Svc-Other AG	CS	9300004821	11/30/2012	8.57
53150016	Contr Svc-Other AG	CS	9300004922	11/30/2012	565.00
53150016	Contr Svc-Other AG	CS	9300005786	11/30/2012	4,155.65
53150016	Contr Svc-Other AG	CS	9300004353	11/30/2012	5,351.08
53150016	Contr Svc-Other AG	CS	9300004544	11/30/2012	(10,405.56)
53150016	Contr Svc-Other AG	CS	9300004795	11/30/2012	5,411.76
53150016	Contr Svc-Other AG	CS	9300004895	11/30/2012	(378.32)
53150016	Contr Svc-Other AG	CS	9300005016	11/30/2012	7,850.65
53150016	Contr Svc-Other AG	CS	9300004662	11/30/2012	685.72
53150016	Contr Svc-Other AG	CS	9300004954	11/30/2012	1,065.77
53150016	Contr Svc-Other AG	CS	9300005000	11/30/2012	135.00
53150016	Contr Svc-Other AG	CS	9300005799	11/30/2012	880.00
53150016	Contr Svc-Other AG	CS	9300004905	11/30/2012	211.35
53151000	Contr Svc-Temp EE	SV	100002018	11/30/2012	3,037.50
53151000	Contr Svc-Temp EE	CS	9300004622	11/30/2012	3,454.83
53151000	Contr Svc-Temp EE	CS	9300005803	11/30/2012	(3,037.50)
53151000	Contr Svc-Temp EE	CS	9300004661	11/30/2012	451.50
53151000	Contr Svc-Temp EE	CS	9300004424	11/30/2012	(3,239.29)
53151000	Contr Svc-Temp EE	CS	9300004662	11/30/2012	(3,759.06)
53151014	Contr Svc-Temp EE TD	CS	9300004622	11/30/2012	(3,454.83)
53151014	Contr Svc-Temp EE TD	CS	9300005803	11/30/2012	3,037.50
53151015	Contr Svc-Temp EE CA	CS	9300004661	11/30/2012	(451.50)
53151016	Contr Svc-Temp EE AG	CS	9300004424	11/30/2012	3,239.29
53151016	Contr Svc-Temp EE AG	CS	9300004662	11/30/2012	3,759.06
53152000	Contr Svc-Lab Testng	SV	100002018	11/30/2012	1,550.00
53152000	Contr Svc-Lab Testng	ZI	9000000032	11/30/2012	167.00
53152000	Contr Svc-Lab Testng	ZI	9000000034	11/30/2012	128.00
53152000	Contr Svc-Lab Testng	ZI	9000000035	11/30/2012	75.00
53152000	Contr Svc-Lab Testng	ZI	9000000162	11/30/2012	915.00
53152000	Contr Svc-Lab Testng	ZI	9000000468	11/30/2012	252.00
53152000	Contr Svc-Lab Testng	ZI	9000000469	11/30/2012	224.00
53152000	Contr Svc-Lab Testng	ZI	9000000470	11/30/2012	280.00
53152000	Contr Svc-Lab Testng	ZI	9000000826	11/30/2012	300.00
53152000	Contr Svc-Lab Testng	ZI	9000000827	11/30/2012	167.00
53152000	Contr Svc-Lab Testng	CF	9300004359	11/30/2012	(271.36)
53152000	Contr Svc-Lab Testng	CF	9300004359	11/30/2012	271.36
53152000	Contr Svc-Lab Testng	CF	9300004361	11/30/2012	(502.44)
53152000	Contr Svc-Lab Testng	CF	9300004361	11/30/2012	502.44
53152000	Contr Svc-Lab Testng	CF	9300004548	11/30/2012	(148.40)
53152000	Contr Svc-Lab Testng	CF	9300004548	11/30/2012	148.40
53152000	Contr Svc-Lab Testng	CF	9300004803	11/30/2012	(177.02)
53152000	Contr Svc-Lab Testng	CF	9300004803	11/30/2012	177.02
53152000	Contr Svc-Lab Testng	CF	9300004899	11/30/2012	(352.00)

Kentucky American Water Company  
Case No. 2012-00520  
Response to PSC DR1, Item 31

Account	Description	Doc Type	Document Number	Posting Date	Amount
53152000	Contr Svc-Lab Testng	CF	9300004899	11/30/2012	352.00
53152000	Contr Svc-Lab Testng	CF	9300004901	11/30/2012	(1,614.00)
53152000	Contr Svc-Lab Testng	CF	9300004901	11/30/2012	1,614.00
53152000	Contr Svc-Lab Testng	CF	9300004949	11/30/2012	(75.00)
53152000	Contr Svc-Lab Testng	CF	9300004949	11/30/2012	75.00
53152000	Contr Svc-Lab Testng	CF	9300004959	11/30/2012	(467.00)
53152000	Contr Svc-Lab Testng	CF	9300004959	11/30/2012	467.00
53152000	Contr Svc-Lab Testng	CF	9300005006	11/30/2012	(424.15)
53152000	Contr Svc-Lab Testng	CF	9300005006	11/30/2012	424.15
53152000	Contr Svc-Lab Testng	CF	9300005783	11/30/2012	(1,550.00)
53152000	Contr Svc-Lab Testng	CF	9300005783	11/30/2012	1,550.00
53154000	Contr Svc-Audit Fees	SA	100001943	11/30/2012	7,371.00
53154000	Contr Svc-Audit Fees	CF	9300004898	11/30/2012	(7,371.00)
53154000	Contr Svc-Audit Fees	CF	9300004898	11/30/2012	7,371.00
53155000	Contr Svc-Legal	SV	100001990	11/30/2012	198.00
53155000	Contr Svc-Legal	SV	100001990	11/30/2012	17,768.10
53155000	Contr Svc-Legal	SV	100001990	11/30/2012	1,627.00
53155000	Contr Svc-Legal	SV	100001990	11/30/2012	1,219.20
53155000	Contr Svc-Legal	SV	100001990	11/30/2012	3,740.30
53155000	Contr Svc-Legal	SV	100001990	11/30/2012	5,798.42
53155000	Contr Svc-Legal	SV	100001990	11/30/2012	312.00
53155000	Contr Svc-Legal	SA	100002034	11/30/2012	(63,727.41)
53155000	Contr Svc-Legal	CF	9300004367	11/30/2012	(124.02)
53155000	Contr Svc-Legal	CF	9300004367	11/30/2012	124.02
53155000	Contr Svc-Legal	CF	9300004554	11/30/2012	38,370.60
53155000	Contr Svc-Legal	CF	9300004554	11/30/2012	(38,370.60)
53155000	Contr Svc-Legal	CF	9300004641	11/30/2012	(19,068.30)
53155000	Contr Svc-Legal	CF	9300004641	11/30/2012	19,068.30
53155000	Contr Svc-Legal	CF	9300004809	11/30/2012	(720.80)
53155000	Contr Svc-Legal	CF	9300004809	11/30/2012	720.80
53155000	Contr Svc-Legal	CF	9300005019	11/30/2012	(23,237.60)
53155000	Contr Svc-Legal	CF	9300005019	11/30/2012	23,237.60
53155000	Contr Svc-Legal	UT	9300004532	11/30/2012	1,627.00
53155000	Contr Svc-Legal	UT	9300004537	11/30/2012	(97.62)
53155000	Contr Svc-Legal	UT	9300004635	11/30/2012	(64,106.41)
53155000	Contr Svc-Legal	UT	9300005015	11/30/2012	(7,425.42)
53155000	Contr Svc-Legal	UT	9300005982	11/30/2012	63,727.41
53401000	AWWSC Labor OPEX	CF	9300005034	11/30/2012	5.26
53401000	AWWSC Labor OPEX	CF	9300005035	11/30/2012	(108.71)
53401000	AWWSC Labor OPEX	CF	9300005037	11/30/2012	17,825.86
53401000	AWWSC Labor OPEX	CF	9300005037	11/30/2012	3,580.42
53401000	AWWSC Labor OPEX	CF	9300005039	11/30/2012	15.17
53401000	AWWSC Labor OPEX	CF	9300005040	11/30/2012	59.30
53401000	AWWSC Labor OPEX	CF	9300005040	11/30/2012	112.34
53401000	AWWSC Labor OPEX	CF	9300005041	11/30/2012	14,906.49
53401000	AWWSC Labor OPEX	CF	9300005041	11/30/2012	2,244.75
53401000	AWWSC Labor OPEX	CF	9300005056	11/30/2012	0.67
53401000	AWWSC Labor OPEX	CF	9300005056	11/30/2012	1.33
53401000	AWWSC Labor OPEX	CF	9300005057	11/30/2012	33.62
53401000	AWWSC Labor OPEX	CF	9300005058	11/30/2012	(52.92)
53401000	AWWSC Labor OPEX	CF	9300005058	11/30/2012	110.31
53401000	AWWSC Labor OPEX	CF	9300005059	11/30/2012	(3.45)
53401000	AWWSC Labor OPEX	CF	9300005059	11/30/2012	2.65
53401000	AWWSC Labor OPEX	CF	9300005060	11/30/2012	2.81
53401000	AWWSC Labor OPEX	CF	9300005061	11/30/2012	5.20
53401000	AWWSC Labor OPEX	CF	9300005062	11/30/2012	151.94
53401000	AWWSC Labor OPEX	CF	9300005063	11/30/2012	341.85
53401000	AWWSC Labor OPEX	CF	9300005064	11/30/2012	113.95
53401000	AWWSC Labor OPEX	CF	9300005065	11/30/2012	257.46
53401000	AWWSC Labor OPEX	CF	9300005066	11/30/2012	34.51
53401000	AWWSC Labor OPEX	CF	9300005067	11/30/2012	316.53
53401000	AWWSC Labor OPEX	CF	9300005068	11/30/2012	39.53
53401000	AWWSC Labor OPEX	CF	9300005069	11/30/2012	1.23
53401000	AWWSC Labor OPEX	CF	9300005070	11/30/2012	10.02
53401000	AWWSC Labor OPEX	CF	9300005071	11/30/2012	75.97
53401000	AWWSC Labor OPEX	CF	9300005072	11/30/2012	265.89
53401000	AWWSC Labor OPEX	CF	9300005073	11/30/2012	75.97
53401000	AWWSC Labor OPEX	CF	9300005074	11/30/2012	75.97
53401000	AWWSC Labor OPEX	CF	9300005075	11/30/2012	303.87
53401000	AWWSC Labor OPEX	CF	9300005076	11/30/2012	1,130.96
53401000	AWWSC Labor OPEX	CF	9300005077	11/30/2012	91.50
53401000	AWWSC Labor OPEX	CF	9300005078	11/30/2012	7.29
53401000	AWWSC Labor OPEX	CF	9300005079	11/30/2012	340.20
53401000	AWWSC Labor OPEX	CF	9300005081	11/30/2012	62.60
53401000	AWWSC Labor OPEX	CF	9300005082	11/30/2012	114.34
53401000	AWWSC Labor OPEX	CF	9300005083	11/30/2012	10.25
53401000	AWWSC Labor OPEX	CF	9300005333	11/30/2012	195.35

Kentucky American Water Company  
Case No. 2012-00520  
Response to PSC DR1, Item 31

Account	Description	Doc Type	Document Number	Posting Date	Amount
53401000	AWWSC Labor OPEX	CF	9300005333	11/30/2012	14.57
53401000	AWWSC Labor OPEX	CF	9300005334	11/30/2012	373.87
53401000	AWWSC Labor OPEX	CF	9300005335	11/30/2012	287.65
53401000	AWWSC Labor OPEX	CF	9300005335	11/30/2012	36.59
53401000	AWWSC Labor OPEX	CF	9300005336	11/30/2012	276.74
53401000	AWWSC Labor OPEX	CF	9300005336	11/30/2012	39.09
53401000	AWWSC Labor OPEX	CF	9300005337	11/30/2012	126.96
53401000	AWWSC Labor OPEX	CF	9300005337	11/30/2012	0.72
53401000	AWWSC Labor OPEX	CF	9300005338	11/30/2012	1,807.69
53401000	AWWSC Labor OPEX	CF	9300005338	11/30/2012	49.87
53401000	AWWSC Labor OPEX	CF	9300005339	11/30/2012	819.40
53401000	AWWSC Labor OPEX	CF	9300005339	11/30/2012	350.13
53401000	AWWSC Labor OPEX	CF	9300005340	11/30/2012	1,830.68
53401000	AWWSC Labor OPEX	CF	9300005341	11/30/2012	1,878.60
53401000	AWWSC Labor OPEX	CF	9300005341	11/30/2012	6.96
53401000	AWWSC Labor OPEX	CF	9300005342	11/30/2012	3,357.16
53401000	AWWSC Labor OPEX	CF	9300005342	11/30/2012	7.36
53401000	AWWSC Labor OPEX	CF	9300005343	11/30/2012	11,933.89
53401000	AWWSC Labor OPEX	CF	9300005343	11/30/2012	1,206.34
53401000	AWWSC Labor OPEX	CF	9300005344	11/30/2012	152.80
53401000	AWWSC Labor OPEX	CF	9300005344	11/30/2012	26.66
53401000	AWWSC Labor OPEX	CF	9300005345	11/30/2012	1,277.94
53401000	AWWSC Labor OPEX	CF	9300005345	11/30/2012	51.13
53401000	AWWSC Labor OPEX	CF	9300005346	11/30/2012	1,119.88
53401000	AWWSC Labor OPEX	CF	9300005346	11/30/2012	216.97
53401000	AWWSC Labor OPEX	CF	9300005347	11/30/2012	37.92
53401000	AWWSC Labor OPEX	CF	9300005349	11/30/2012	145.94
53401000	AWWSC Labor OPEX	CF	9300005350	11/30/2012	(0.04)
53401000	AWWSC Labor OPEX	CF	9300005352	11/30/2012	2,016.63
53401000	AWWSC Labor OPEX	CF	9300005352	11/30/2012	538.82
53401000	AWWSC Labor OPEX	CF	9300005353	11/30/2012	207.05
53401000	AWWSC Labor OPEX	CF	9300005354	11/30/2012	3.79
53401000	AWWSC Labor OPEX	CF	9300005355	11/30/2012	(2.37)
53401000	AWWSC Labor OPEX	CF	9300005356	11/30/2012	85.32
53401000	AWWSC Labor OPEX	CF	9300005357	11/30/2012	159.92
53401000	AWWSC Labor OPEX	CF	9300005360	11/30/2012	23.54
53401000	AWWSC Labor OPEX	CF	9300005361	11/30/2012	779.49
53401000	AWWSC Labor OPEX	CF	9300005361	11/30/2012	13.77
53401000	AWWSC Labor OPEX	CF	9300005362	11/30/2012	742.93
53401000	AWWSC Labor OPEX	CF	9300005362	11/30/2012	48.42
53401000	AWWSC Labor OPEX	CF	9300005363	11/30/2012	370.23
53401000	AWWSC Labor OPEX	CF	9300005363	11/30/2012	10.17
53401000	AWWSC Labor OPEX	CF	9300005364	11/30/2012	618.49
53401000	AWWSC Labor OPEX	CF	9300005364	11/30/2012	(0.07)
53401000	AWWSC Labor OPEX	CF	9300005368	11/30/2012	(156.96)
53401000	AWWSC Labor OPEX	CF	9300005370	11/30/2012	708.70
53401000	AWWSC Labor OPEX	CF	9300005370	11/30/2012	238.92
53401000	AWWSC Labor OPEX	CF	9300005371	11/30/2012	2,452.09
53401000	AWWSC Labor OPEX	CF	9300005371	11/30/2012	458.87
53401000	AWWSC Labor OPEX	CF	9300005372	11/30/2012	746.15
53401000	AWWSC Labor OPEX	CF	9300005372	11/30/2012	212.88
53401000	AWWSC Labor OPEX	CF	9300005373	11/30/2012	546.21
53401000	AWWSC Labor OPEX	CF	9300005373	11/30/2012	175.27
53401000	AWWSC Labor OPEX	CF	9300005374	11/30/2012	967.23
53401000	AWWSC Labor OPEX	CF	9300005374	11/30/2012	156.21
53401000	AWWSC Labor OPEX	CF	9300005375	11/30/2012	880.92
53401000	AWWSC Labor OPEX	CF	9300005375	11/30/2012	186.33
53401000	AWWSC Labor OPEX	CF	9300005377	11/30/2012	1,154.76
53401000	AWWSC Labor OPEX	CF	9300005377	11/30/2012	116.60
53401000	AWWSC Labor OPEX	CF	9300005379	11/30/2012	(0.13)
53401000	AWWSC Labor OPEX	CF	9300005380	11/30/2012	357.57
53401000	AWWSC Labor OPEX	CF	9300005381	11/30/2012	987.91
53401000	AWWSC Labor OPEX	CF	9300005381	11/30/2012	119.02
53401000	AWWSC Labor OPEX	CF	9300005382	11/30/2012	1,254.66
53401000	AWWSC Labor OPEX	CF	9300005382	11/30/2012	324.29
53401000	AWWSC Labor OPEX	CF	9300005383	11/30/2012	232.20
53401000	AWWSC Labor OPEX	CF	9300005389	11/30/2012	19.11
53401000	AWWSC Labor OPEX	CF	9300005390	11/30/2012	113.21
53401000	AWWSC Labor OPEX	CF	9300005391	11/30/2012	725.42
53401000	AWWSC Labor OPEX	CF	9300005393	11/30/2012	207.99
53401000	AWWSC Labor OPEX	CF	9300005394	11/30/2012	114.69
53401000	AWWSC Labor OPEX	CF	9300005395	11/30/2012	121.33
53401000	AWWSC Labor OPEX	CF	9300005396	11/30/2012	99.41
53401000	AWWSC Labor OPEX	CF	9300005397	11/30/2012	377.89
53401000	AWWSC Labor OPEX	CF	9300005398	11/30/2012	146.89
53401000	AWWSC Labor OPEX	CF	9300005400	11/30/2012	167.25
53401000	AWWSC Labor OPEX	CF	9300005401	11/30/2012	86.20

Kentucky American Water Company  
Case No. 2012-00520  
Response to PSC DR1, Item 31

Account	Description	Doc Type	Document Number	Posting Date	Amount
53401000	AWWSC Labor OPEX	CF	9300005402	11/30/2012	5.28
53401000	AWWSC Labor OPEX	CF	9300005403	11/30/2012	179.16
53401000	AWWSC Labor OPEX	CF	9300005404	11/30/2012	152.48
53401000	AWWSC Labor OPEX	CF	9300005405	11/30/2012	37.98
53401000	AWWSC Labor OPEX	CF	9300005406	11/30/2012	37.98
53401000	AWWSC Labor OPEX	CF	9300005407	11/30/2012	227.90
53401000	AWWSC Labor OPEX	CF	9300005408	11/30/2012	124.66
53401000	AWWSC Labor OPEX	CF	9300005408	11/30/2012	417.82
53401000	AWWSC Labor OPEX	CF	9300005409	11/30/2012	303.87
53401000	AWWSC Labor OPEX	CF	9300005410	11/30/2012	766.57
53401000	AWWSC Labor OPEX	CF	9300005410	11/30/2012	437.13
53401000	AWWSC Labor OPEX	CF	9300005411	11/30/2012	294.35
53401000	AWWSC Labor OPEX	CF	9300005411	11/30/2012	493.79
53401000	AWWSC Labor OPEX	CF	9300005412	11/30/2012	1,738.73
53401000	AWWSC Labor OPEX	CF	9300005412	11/30/2012	162.79
53401000	AWWSC Labor OPEX	CF	9300005413	11/30/2012	229.87
53401000	AWWSC Labor OPEX	CF	9300005413	11/30/2012	189.92
53401000	AWWSC Labor OPEX	CF	9300005414	11/30/2012	113.95
53401000	AWWSC Labor OPEX	CF	9300005415	11/30/2012	189.92
53401000	AWWSC Labor OPEX	CF	9300005416	11/30/2012	(14.94)
53401000	AWWSC Labor OPEX	CF	9300005416	11/30/2012	189.92
53401000	AWWSC Labor OPEX	CF	9300005417	11/30/2012	341.85
53401000	AWWSC Labor OPEX	CF	9300005418	11/30/2012	417.82
53401000	AWWSC Labor OPEX	CF	9300005419	11/30/2012	227.90
53401000	AWWSC Labor OPEX	CF	9300005420	11/30/2012	(36.35)
53401000	AWWSC Labor OPEX	CF	9300005420	11/30/2012	151.94
53401000	AWWSC Labor OPEX	CF	9300005421	11/30/2012	227.90
53401000	AWWSC Labor OPEX	CF	9300005422	11/30/2012	645.73
53401000	AWWSC Labor OPEX	CF	9300005423	11/30/2012	531.77
53401000	AWWSC Labor OPEX	CF	9300005424	11/30/2012	303.87
53401000	AWWSC Labor OPEX	CF	9300005425	11/30/2012	493.79
53401000	AWWSC Labor OPEX	CF	9300005426	11/30/2012	227.90
53401000	AWWSC Labor OPEX	CF	9300005427	11/30/2012	417.82
53401000	AWWSC Labor OPEX	CF	9300005428	11/30/2012	37.98
53401000	AWWSC Labor OPEX	CF	9300005429	11/30/2012	37.98
53401000	AWWSC Labor OPEX	CF	9300005430	11/30/2012	189.92
53401000	AWWSC Labor OPEX	CF	9300005431	11/30/2012	113.95
53401000	AWWSC Labor OPEX	CF	9300005432	11/30/2012	75.97
53401000	AWWSC Labor OPEX	CF	9300005433	11/30/2012	113.95
53401000	AWWSC Labor OPEX	CF	9300005434	11/30/2012	151.94
53401000	AWWSC Labor OPEX	CF	9300005435	11/30/2012	151.94
53401000	AWWSC Labor OPEX	CF	9300005436	11/30/2012	227.90
53401000	AWWSC Labor OPEX	CF	9300005437	11/30/2012	537.54
53401000	AWWSC Labor OPEX	CF	9300005437	11/30/2012	113.95
53401000	AWWSC Labor OPEX	CF	9300005438	11/30/2012	791.64
53401000	AWWSC Labor OPEX	CF	9300005438	11/30/2012	415.30
53401000	AWWSC Labor OPEX	CF	9300005439	11/30/2012	2,012.32
53401000	AWWSC Labor OPEX	CF	9300005439	11/30/2012	637.00
53401000	AWWSC Labor OPEX	CF	9300005440	11/30/2012	1,053.54
53401000	AWWSC Labor OPEX	CF	9300005440	11/30/2012	12.41
53401000	AWWSC Labor OPEX	CF	9300005441	11/30/2012	478.04
53401000	AWWSC Labor OPEX	CF	9300005441	11/30/2012	146.67
53401000	AWWSC Labor OPEX	CF	9300005442	11/30/2012	908.82
53401000	AWWSC Labor OPEX	CF	9300005442	11/30/2012	265.05
53401000	AWWSC Labor OPEX	CF	9300005443	11/30/2012	1,157.72
53401000	AWWSC Labor OPEX	CF	9300005443	11/30/2012	507.32
53401000	AWWSC Labor OPEX	CF	9300005444	11/30/2012	2,649.52
53401000	AWWSC Labor OPEX	CF	9300005444	11/30/2012	559.82
53401000	AWWSC Labor OPEX	CF	9300005445	11/30/2012	816.85
53401000	AWWSC Labor OPEX	CF	9300005445	11/30/2012	227.90
53401000	AWWSC Labor OPEX	CF	9300005446	11/30/2012	(9.66)
53401000	AWWSC Labor OPEX	CF	9300005446	11/30/2012	227.90
53401000	AWWSC Labor OPEX	CF	9300005447	11/30/2012	1,258.78
53401000	AWWSC Labor OPEX	CF	9300005447	11/30/2012	609.70
53401000	AWWSC Labor OPEX	CF	9300005449	11/30/2012	62.70
53401000	AWWSC Labor OPEX	CF	9300005451	11/30/2012	71.12
53401000	AWWSC Labor OPEX	CF	9300005451	11/30/2012	606.04
53401000	AWWSC Labor OPEX	CF	9300005452	11/30/2012	887.86
53401000	AWWSC Labor OPEX	CF	9300005452	11/30/2012	113.95
53401000	AWWSC Labor OPEX	CF	9300005453	11/30/2012	(0.12)
53401000	AWWSC Labor OPEX	CF	9300005454	11/30/2012	2,264.88
53401000	AWWSC Labor OPEX	CF	9300005454	11/30/2012	265.89
53401000	AWWSC Labor OPEX	CF	9300005455	11/30/2012	37.98
53401000	AWWSC Labor OPEX	CF	9300005456	11/30/2012	265.89
53401000	AWWSC Labor OPEX	CF	9300005457	11/30/2012	493.79
53401000	AWWSC Labor OPEX	CF	9300005458	11/30/2012	3,781.73
53401000	AWWSC Labor OPEX	CF	9300005458	11/30/2012	455.81

Kentucky American Water Company  
Case No. 2012-00520  
Response to PSC DR1, Item 31

Account	Description	Doc Type	Document Number	Posting Date	Amount
53401000	AWWSC Labor OPEX	CF	9300005459	11/30/2012	1,673.41
53401000	AWWSC Labor OPEX	CF	9300005459	11/30/2012	303.87
53401000	AWWSC Labor OPEX	CF	9300005460	11/30/2012	1,092.94
53401000	AWWSC Labor OPEX	CF	9300005460	11/30/2012	227.90
53401000	AWWSC Labor OPEX	CF	9300005461	11/30/2012	1,886.79
53401000	AWWSC Labor OPEX	CF	9300005461	11/30/2012	265.89
53401000	AWWSC Labor OPEX	CF	9300005462	11/30/2012	1,468.19
53401000	AWWSC Labor OPEX	CF	9300005462	11/30/2012	189.92
53401000	AWWSC Labor OPEX	CF	9300005463	11/30/2012	1,679.54
53401000	AWWSC Labor OPEX	CF	9300005463	11/30/2012	379.84
53401000	AWWSC Labor OPEX	CF	9300005464	11/30/2012	1,308.94
53401000	AWWSC Labor OPEX	CF	9300005464	11/30/2012	227.90
53401000	AWWSC Labor OPEX	CF	9300005465	11/30/2012	1,878.10
53401000	AWWSC Labor OPEX	CF	9300005465	11/30/2012	222.74
53401000	AWWSC Labor OPEX	CF	9300005466	11/30/2012	5,293.77
53401000	AWWSC Labor OPEX	CF	9300005466	11/30/2012	804.49
53401000	AWWSC Labor OPEX	CF	9300005468	11/30/2012	998.66
53401000	AWWSC Labor OPEX	CF	9300005468	11/30/2012	209.04
53401000	AWWSC Labor OPEX	CF	9300005469	11/30/2012	1,203.90
53401000	AWWSC Labor OPEX	CF	9300005469	11/30/2012	569.76
53401000	AWWSC Labor OPEX	CF	9300005470	11/30/2012	441.36
53401000	AWWSC Labor OPEX	CF	9300005470	11/30/2012	422.10
53401000	AWWSC Labor OPEX	CF	9300005471	11/30/2012	379.84
53401000	AWWSC Labor OPEX	CF	9300005472	11/30/2012	731.77
53401000	AWWSC Labor OPEX	CF	9300005472	11/30/2012	359.11
53401000	AWWSC Labor OPEX	CF	9300005473	11/30/2012	880.57
53401000	AWWSC Labor OPEX	CF	9300005473	11/30/2012	924.89
53401000	AWWSC Labor OPEX	CF	9300005474	11/30/2012	8.06
53401000	AWWSC Labor OPEX	CF	9300005474	11/30/2012	1,856.95
53401000	AWWSC Labor OPEX	CF	9300005476	11/30/2012	37.98
53401000	AWWSC Labor OPEX	CF	9300005477	11/30/2012	829.21
53401000	AWWSC Labor OPEX	CF	9300005477	11/30/2012	417.82
53401000	AWWSC Labor OPEX	CF	9300005478	11/30/2012	911.13
53401000	AWWSC Labor OPEX	CF	9300005478	11/30/2012	835.65
53401000	AWWSC Labor OPEX	CF	9300005481	11/30/2012	(59.54)
53401000	AWWSC Labor OPEX	CF	9300005483	11/30/2012	1,068.85
53401000	AWWSC Labor OPEX	CF	9300005484	11/30/2012	1,335.70
53401000	AWWSC Labor OPEX	CF	9300005485	11/30/2012	433.94
53401000	AWWSC Labor OPEX	CF	9300005487	11/30/2012	30.78
53401000	AWWSC Labor OPEX	CF	9300005488	11/30/2012	180.92
53401000	AWWSC Labor OPEX	CF	9300005489	11/30/2012	227.90
53401000	AWWSC Labor OPEX	CF	9300005491	11/30/2012	797.48
53401000	AWWSC Labor OPEX	CF	9300005491	11/30/2012	75.97
53401000	AWWSC Labor OPEX	CF	9300005492	11/30/2012	3,793.01
53401000	AWWSC Labor OPEX	CF	9300005492	11/30/2012	417.82
53401000	AWWSC Labor OPEX	CF	9300005493	11/30/2012	1,291.30
53401000	AWWSC Labor OPEX	CF	9300005493	11/30/2012	176.31
53401000	AWWSC Labor OPEX	CF	9300005494	11/30/2012	406.81
53401000	AWWSC Labor OPEX	CF	9300005494	11/30/2012	130.64
53401000	AWWSC Labor OPEX	CF	9300005495	11/30/2012	1,887.94
53401000	AWWSC Labor OPEX	CF	9300005495	11/30/2012	189.92
53401000	AWWSC Labor OPEX	CF	9300005496	11/30/2012	607.74
53401000	AWWSC Labor OPEX	CF	9300005497	11/30/2012	1,612.56
53401000	AWWSC Labor OPEX	CF	9300005497	11/30/2012	3,621.30
53401000	AWWSC Labor OPEX	CF	9300005498	11/30/2012	113.95
53401000	AWWSC Labor OPEX	CF	9300005499	11/30/2012	13.79
53401000	AWWSC Labor OPEX	CF	9300005499	11/30/2012	873.63
53401000	AWWSC Labor OPEX	CF	9300005500	11/30/2012	431.76
53401000	AWWSC Labor OPEX	CF	9300005500	11/30/2012	731.76
53401000	AWWSC Labor OPEX	CF	9300005501	11/30/2012	303.87
53401000	AWWSC Labor OPEX	CF	9300005502	11/30/2012	1,613.71
53401000	AWWSC Labor OPEX	CF	9300005502	11/30/2012	635.80
53401000	AWWSC Labor OPEX	CF	9300005503	11/30/2012	(3.49)
53401000	AWWSC Labor OPEX	CF	9300005503	11/30/2012	1,139.52
53401000	AWWSC Labor OPEX	CF	9300005504	11/30/2012	227.90
53401000	AWWSC Labor OPEX	CF	9300005505	11/30/2012	(945.33)
53401000	AWWSC Labor OPEX	CF	9300005506	11/30/2012	4,921.30
53401000	AWWSC Labor OPEX	CF	9300005506	11/30/2012	797.66
53401000	AWWSC Labor OPEX	CF	9300005507	11/30/2012	949.60
53401000	AWWSC Labor OPEX	CF	9300005508	11/30/2012	664.76
53401000	AWWSC Labor OPEX	CF	9300005508	11/30/2012	303.87
53401000	AWWSC Labor OPEX	CF	9300005509	11/30/2012	189.92
53401000	AWWSC Labor OPEX	CF	9300005510	11/30/2012	417.82
53401000	AWWSC Labor OPEX	CF	9300005511	11/30/2012	303.86
53401000	AWWSC Labor OPEX	CF	9300005513	11/30/2012	(62.90)
53401000	AWWSC Labor OPEX	CF	9300005515	11/30/2012	1,855.46
53401000	AWWSC Labor OPEX	CF	9300005515	11/30/2012	220.79



Kentucky American Water Company  
Case No. 2012-00520  
Response to PSC DR1, Item 31

Account	Description	Doc Type	Document Number	Posting Date	Amount
53401000	AWWSC Labor OPEX	CF	9300005517	11/30/2012	1,178.76
53401000	AWWSC Labor OPEX	CF	9300005518	11/30/2012	365.02
53401000	AWWSC Labor OPEX	CF	9300005518	11/30/2012	55.36
53401000	AWWSC Labor OPEX	CF	9300005520	11/30/2012	1,593.35
53401000	AWWSC Labor OPEX	CF	9300005520	11/30/2012	402.32
53401000	AWWSC Labor OPEX	CF	9300005521	11/30/2012	154.67
53401000	AWWSC Labor OPEX	CF	9300005523	11/30/2012	1,977.88
53401000	AWWSC Labor OPEX	CF	9300005524	11/30/2012	(0.04)
53401000	AWWSC Labor OPEX	CF	9300005525	11/30/2012	21.32
53401000	AWWSC Labor OPEX	CF	9300005527	11/30/2012	1,031.70
53401000	AWWSC Labor OPEX	CF	9300005527	11/30/2012	762.13
53401000	AWWSC Labor OPEX	CF	9300005529	11/30/2012	843.28
53401000	AWWSC Labor OPEX	CF	9300005529	11/30/2012	194.78
53401000	AWWSC Labor OPEX	CF	9300005530	11/30/2012	2,134.43
53401000	AWWSC Labor OPEX	CF	9300005530	11/30/2012	410.38
53401000	AWWSC Labor OPEX	CF	9300005531	11/30/2012	2,310.95
53401000	AWWSC Labor OPEX	CF	9300005533	11/30/2012	974.08
53401000	AWWSC Labor OPEX	CF	9300005533	11/30/2012	211.68
53401000	AWWSC Labor OPEX	CF	9300005534	11/30/2012	41.10
53401000	AWWSC Labor OPEX	CF	9300005535	11/30/2012	833.87
53401000	AWWSC Labor OPEX	CF	9300005535	11/30/2012	54.08
53401000	AWWSC Labor OPEX	CF	9300005536	11/30/2012	(18.49)
53401000	AWWSC Labor OPEX	CF	9300005536	11/30/2012	65.10
53401000	AWWSC Labor OPEX	CF	9300005538	11/30/2012	4,037.22
53401000	AWWSC Labor OPEX	CF	9300005538	11/30/2012	2,088.91
53401000	AWWSC Labor OPEX	CF	9300005539	11/30/2012	4,987.80
53401000	AWWSC Labor OPEX	CF	9300005539	11/30/2012	785.54
53401000	AWWSC Labor OPEX	CF	9300005543	11/30/2012	1,465.41
53401000	AWWSC Labor OPEX	CF	9300005544	11/30/2012	4,861.20
53401000	AWWSC Labor OPEX	CF	9300005545	11/30/2012	5,202.14
53401000	AWWSC Labor OPEX	CF	9300005545	11/30/2012	94.33
53401000	AWWSC Labor OPEX	CF	9300005548	11/30/2012	9,912.19
53401000	AWWSC Labor OPEX	CF	9300005548	11/30/2012	0.66
53401000	AWWSC Labor OPEX	CF	9300005549	11/30/2012	3,458.13
53401000	AWWSC Labor OPEX	CF	9300005549	11/30/2012	8.45
53401000	AWWSC Labor OPEX	CF	9300005550	11/30/2012	3,032.27
53401000	AWWSC Labor OPEX	CF	9300005550	11/30/2012	479.82
53401000	AWWSC Labor OPEX	CF	9300005555	11/30/2012	45.31
53401000	AWWSC Labor OPEX	CF	9300005555	11/30/2012	4.53
53401000	AWWSC Labor OPEX	CF	9300005556	11/30/2012	135.87
53401000	AWWSC Labor OPEX	CF	9300005557	11/30/2012	30.97
53401000	AWWSC Labor OPEX	CF	9300005558	11/30/2012	(0.87)
53401000	AWWSC Labor OPEX	CF	9300005559	11/30/2012	2.27
53401000	AWWSC Labor OPEX	CF	9300005560	11/30/2012	7.70
53401000	AWWSC Labor OPEX	CF	9300005561	11/30/2012	(4.35)
53401000	AWWSC Labor OPEX	CF	9300005562	11/30/2012	240.37
53401000	AWWSC Labor OPEX	CF	9300005563	11/30/2012	(41.35)
53401000	AWWSC Labor OPEX	CF	9300005564	11/30/2012	37.84
53401000	AWWSC Labor OPEX	CF	9300005564	11/30/2012	1.00
53401000	AWWSC Labor OPEX	CF	9300005574	11/30/2012	786.59
53401000	AWWSC Labor OPEX	CF	9300005575	11/30/2012	281.77
53401000	AWWSC Labor OPEX	CF	9300005580	11/30/2012	12.28
53401000	AWWSC Labor OPEX	CF	9300005580	11/30/2012	5.01
53401000	AWWSC Labor OPEX	CF	9300005581	11/30/2012	1,788.96
53401000	AWWSC Labor OPEX	CF	9300005581	11/30/2012	361.06
53401000	AWWSC Labor OPEX	CF	9300005583	11/30/2012	1,464.58
53401000	AWWSC Labor OPEX	CF	9300005583	11/30/2012	225.38
53401000	AWWSC Labor OPEX	CF	9300005585	11/30/2012	1,607.50
53401000	AWWSC Labor OPEX	CF	9300005585	11/30/2012	59.42
53401000	AWWSC Labor OPEX	CF	9300005586	11/30/2012	1,699.55
53401000	AWWSC Labor OPEX	CF	9300005586	11/30/2012	179.28
53401000	AWWSC Labor OPEX	CF	9300005587	11/30/2012	2,332.04
53401000	AWWSC Labor OPEX	CF	9300005587	11/30/2012	1,870.59
53401000	AWWSC Labor OPEX	CF	9300005589	11/30/2012	736.74
53401000	AWWSC Labor OPEX	CF	9300005589	11/30/2012	10.18
53401000	AWWSC Labor OPEX	CF	9300005590	11/30/2012	823.59
53401000	AWWSC Labor OPEX	CF	9300005592	11/30/2012	468.96
53401000	AWWSC Labor OPEX	CF	9300005594	11/30/2012	1,682.10
53401000	AWWSC Labor OPEX	CF	9300005595	11/30/2012	1,235.26
53401000	AWWSC Labor OPEX	CF	9300005595	11/30/2012	52.38
53401000	AWWSC Labor OPEX	CF	9300005597	11/30/2012	15.21
53401000	AWWSC Labor OPEX	CF	9300005597	11/30/2012	2,125.04
53401000	AWWSC Labor OPEX	CF	9300005598	11/30/2012	186.36
53401000	AWWSC Labor OPEX	CF	9300005599	11/30/2012	670.73
53401000	AWWSC Labor OPEX	CF	9300005600	11/30/2012	133.34
53401000	AWWSC Labor OPEX	CF	9300005602	11/30/2012	32.29
53401000	AWWSC Labor OPEX	CF	9300005603	11/30/2012	4,618.68

Kentucky American Water Company  
Case No. 2012-00520  
Response to PSC DR1, Item 31

Account	Description	Doc Type	Document Number	Posting Date	Amount
53401000	AWWSC Labor OPEX	CF	9300005603	11/30/2012	108.18
53401000	AWWSC Labor OPEX	CF	9300005605	11/30/2012	4,451.19
53401000	AWWSC Labor OPEX	CF	9300005605	11/30/2012	7,359.71
53401000	AWWSC Labor OPEX	CF	9300005606	11/30/2012	50,016.55
53401000	AWWSC Labor OPEX	CF	9300005607	11/30/2012	7,100.76
53401000	AWWSC Labor OPEX	CF	9300005610	11/30/2012	1,301.74
53401000	AWWSC Labor OPEX	CF	9300005611	11/30/2012	2,896.95
53401000	AWWSC Labor OPEX	CF	9300005612	11/30/2012	1,450.61
53401000	AWWSC Labor OPEX	CF	9300005613	11/30/2012	4,870.64
53401000	AWWSC Labor OPEX	CF	9300005614	11/30/2012	87.13
53401000	AWWSC Labor OPEX	CF	9300005615	11/30/2012	5,158.71
53401000	AWWSC Labor OPEX	CF	9300005615	11/30/2012	98.98
53401000	AWWSC Labor OPEX	CF	9300005616	11/30/2012	4,316.54
53401000	AWWSC Labor OPEX	CF	9300005617	11/30/2012	55.20
53401000	AWWSC Labor OPEX	CF	9300005618	11/30/2012	537.88
53401000	AWWSC Labor OPEX	CF	9300005619	11/30/2012	17.39
53401000	AWWSC Labor OPEX	CF	9300005620	11/30/2012	2,011.52
53401000	AWWSC Labor OPEX	CF	9300005621	11/30/2012	1,822.99
53401000	AWWSC Labor OPEX	CF	9300005622	11/30/2012	1,300.99
53401000	AWWSC Labor OPEX	CF	9300005623	11/30/2012	85.32
53401000	AWWSC Labor OPEX	CF	9300005624	11/30/2012	222.24
53401000	AWWSC Labor OPEX	CF	9300005738	11/30/2012	24.26
53401000	AWWSC Labor OPEX	CF	9300005739	11/30/2012	177.47
53401000	AWWSC Labor OPEX	CF	9300005739	11/30/2012	4.64
53401000	AWWSC Labor OPEX	CF	9300005739	11/30/2012	568.68
53401000	AWWSC Labor OPEX	CF	9300005739	11/30/2012	158.25
53401000	AWWSC Labor OPEX	CF	9300005740	11/30/2012	264.34
53401000	AWWSC Labor OPEX	CF	9300005740	11/30/2012	76.84
53401000	AWWSC Labor OPEX	CF	9300005741	11/30/2012	0.59
53401000	AWWSC Labor OPEX	CF	9300005741	11/30/2012	158.95
53401000	AWWSC Labor OPEX	CF	9300005741	11/30/2012	10.94
53401000	AWWSC Labor OPEX	CF	9300005742	11/30/2012	240.19
53401000	AWWSC Labor OPEX	CF	9300005742	11/30/2012	139.18
53401000	AWWSC Labor OPEX	CF	9300005742	11/30/2012	514.08
53401000	AWWSC Labor OPEX	CF	9300005742	11/30/2012	267.66
53401000	AWWSC Labor OPEX	CF	9300005743	11/30/2012	347.06
53401000	AWWSC Labor OPEX	CF	9300005743	11/30/2012	129.89
53401000	AWWSC Labor OPEX	CF	9300005743	11/30/2012	981.78
53401000	AWWSC Labor OPEX	CF	9300005743	11/30/2012	3.08
53401000	AWWSC Labor OPEX	CF	9300005744	11/30/2012	1,055.05
53401000	AWWSC Labor OPEX	CF	9300005744	11/30/2012	33.80
53401000	AWWSC Labor OPEX	CF	9300005744	11/30/2012	181.09
53401000	AWWSC Labor OPEX	CF	9300005744	11/30/2012	13.86
53401000	AWWSC Labor OPEX	CF	9300005745	11/30/2012	654.23
53401000	AWWSC Labor OPEX	CF	9300005745	11/30/2012	33.60
53401000	AWWSC Labor OPEX	CF	9300005745	11/30/2012	6.68
53401000	AWWSC Labor OPEX	CF	9300005745	11/30/2012	150.53
53401000	AWWSC Labor OPEX	CF	9300005745	11/30/2012	25.79
53401000	AWWSC Labor OPEX	CF	9300005745	11/30/2012	6.48
53401000	AWWSC Labor OPEX	CF	9300005746	11/30/2012	39.89
53401000	AWWSC Labor OPEX	CF	9300005746	11/30/2012	1.77
53401000	AWWSC Labor OPEX	CF	9300005747	11/30/2012	8.19
53401000	AWWSC Labor OPEX	CF	9300005747	11/30/2012	1,010.63
53401000	AWWSC Labor OPEX	CF	9300005747	11/30/2012	(38.22)
53401000	AWWSC Labor OPEX	CF	9300005748	11/30/2012	170.78
53401000	AWWSC Labor OPEX	CF	9300005748	11/30/2012	200.04
53401000	AWWSC Labor OPEX	CF	9300005748	11/30/2012	616.99
53401000	AWWSC Labor OPEX	CF	9300005748	11/30/2012	26.75
53401000	AWWSC Labor OPEX	CF	9300005748	11/30/2012	279.03
53401000	AWWSC Labor OPEX	CF	9300005749	11/30/2012	13.47
53401000	AWWSC Labor OPEX	CF	9300005749	11/30/2012	(308.59)
53401000	AWWSC Labor OPEX	CF	9300005749	11/30/2012	269.47
53401000	AWWSC Labor OPEX	CF	9300005749	11/30/2012	3.74
53401000	AWWSC Labor OPEX	CF	9300005749	11/30/2012	180.19
53401000	AWWSC Labor OPEX	CF	9300005750	11/30/2012	784.82
53401000	AWWSC Labor OPEX	CF	9300005750	11/30/2012	17.24
53401000	AWWSC Labor OPEX	CF	9300005750	11/30/2012	1,016.86
53401000	AWWSC Labor OPEX	CF	9300005750	11/30/2012	19.31
53401000	AWWSC Labor OPEX	CF	9300005751	11/30/2012	456.34
53401000	AWWSC Labor OPEX	CF	9300005751	11/30/2012	236.04
53401000	AWWSC Labor OPEX	CF	9300005751	11/30/2012	339.66
53401000	AWWSC Labor OPEX	CF	9300005751	11/30/2012	21.92
53401000	AWWSC Labor OPEX	CF	9300005751	11/30/2012	33.34
53401000	AWWSC Labor OPEX	CF	9300005752	11/30/2012	736.49
53401000	AWWSC Labor OPEX	CF	9300005752	11/30/2012	16.49
53401000	AWWSC Labor OPEX	CF	9300005752	11/30/2012	343.95
53401000	AWWSC Labor OPEX	CF	9300005752	11/30/2012	13.64

Kentucky American Water Company  
Case No. 2012-00520  
Response to PSC DR1, Item 31

Account	Description	Doc Type	Document Number	Posting Date	Amount
53401000	AWWSC Labor OPEX	CF	9300005753	11/30/2012	53.27
53401000	AWWSC Labor OPEX	CF	9300005753	11/30/2012	922.21
53401000	AWWSC Labor OPEX	CF	9300005753	11/30/2012	(22.65)
53401000	AWWSC Labor OPEX	CF	9300005754	11/30/2012	(163.62)
53401000	AWWSC Labor OPEX	CF	9300005754	11/30/2012	(156.31)
53401000	AWWSC Labor OPEX	CF	9300005754	11/30/2012	(2,264.04)
53401000	AWWSC Labor OPEX	CF	9300005754	11/30/2012	(350.62)
53401000	AWWSC Labor OPEX	CF	9300005754	11/30/2012	8.12
53401000	AWWSC Labor OPEX	CF	9300005754	11/30/2012	5.77
53401000	AWWSC Labor OPEX	CF	9300005755	11/30/2012	19.30
53401000	AWWSC Labor OPEX	CF	9300005755	11/30/2012	230.89
53401000	AWWSC Labor OPEX	CF	9300005756	11/30/2012	(169.09)
53401000	AWWSC Labor OPEX	CF	9300005756	11/30/2012	(89.96)
53401000	AWWSC Labor OPEX	CF	9300005756	11/30/2012	6.18
53401000	AWWSC Labor OPEX	CF	9300005756	11/30/2012	65.09
53401000	AWWSC Labor OPEX	CF	9300005757	11/30/2012	46.82
53401000	AWWSC Labor OPEX	CF	9300005757	11/30/2012	139.02
53401000	AWWSC Labor OPEX	CF	9300005757	11/30/2012	(160.06)
53401000	AWWSC Labor OPEX	CF	9300005758	11/30/2012	(126.48)
53401000	AWWSC Labor OPEX	CF	9300005758	11/30/2012	14.11
53401000	AWWSC Labor OPEX	CF	9300005758	11/30/2012	22.83
53401000	AWWSC Labor OPEX	CF	9300005758	11/30/2012	27.05
53401000	AWWSC Labor OPEX	CF	9300005759	11/30/2012	239.39
53401000	AWWSC Labor OPEX	CF	9300005759	11/30/2012	447.99
53401000	AWWSC Labor OPEX	CF	9300005759	11/30/2012	23.98
53401000	AWWSC Labor OPEX	CF	9300005759	11/30/2012	50.44
53401000	AWWSC Labor OPEX	CF	9300005760	11/30/2012	(518.27)
53401000	AWWSC Labor OPEX	CF	9300005760	11/30/2012	835.90
53401000	AWWSC Labor OPEX	CF	9300005760	11/30/2012	186.52
53401000	AWWSC Labor OPEX	CF	9300005760	11/30/2012	(5,373.73)
53401000	AWWSC Labor OPEX	CF	9300005760	11/30/2012	2,643.92
53401000	AWWSC Labor OPEX	CF	9300005761	11/30/2012	24.44
53401000	AWWSC Labor OPEX	CF	9300005761	11/30/2012	(15.69)
53401000	AWWSC Labor OPEX	CF	9300005761	11/30/2012	828.45
53401000	AWWSC Labor OPEX	CF	9300005762	11/30/2012	(28.59)
53401000	AWWSC Labor OPEX	CF	9300005762	11/30/2012	16.50
53401000	AWWSC Labor OPEX	CF	9300005762	11/30/2012	16.48
53401000	AWWSC Labor OPEX	CF	9300005762	11/30/2012	2.92
53401000	AWWSC Labor OPEX	CF	9300005762	11/30/2012	3.58
53401000	AWWSC Labor OPEX	CF	9300005763	11/30/2012	9.08
53401000	AWWSC Labor OPEX	CF	9300005763	11/30/2012	20.68
53401000	AWWSC Labor OPEX	CF	9300005763	11/30/2012	0.08
53401100	AWWSC Pension OPEX	CF	9300005738	11/30/2012	191.17
53401100	AWWSC Pension OPEX	CF	9300005738	11/30/2012	444.51
53401100	AWWSC Pension OPEX	CF	9300005738	11/30/2012	85.96
53401100	AWWSC Pension OPEX	CF	9300005739	11/30/2012	384.31
53401100	AWWSC Pension OPEX	CF	9300005739	11/30/2012	190.26
53401100	AWWSC Pension OPEX	CF	9300005739	11/30/2012	434.09
53401100	AWWSC Pension OPEX	CF	9300005740	11/30/2012	92.26
53401100	AWWSC Pension OPEX	CF	9300005740	11/30/2012	133.52
53401100	AWWSC Pension OPEX	CF	9300005740	11/30/2012	256.18
53401100	AWWSC Pension OPEX	CF	9300005740	11/30/2012	326.90
53401100	AWWSC Pension OPEX	CF	9300005741	11/30/2012	510.17
53401100	AWWSC Pension OPEX	CF	9300005741	11/30/2012	57.69
53401100	AWWSC Pension OPEX	CF	9300005741	11/30/2012	198.53
53401100	AWWSC Pension OPEX	CF	9300005742	11/30/2012	266.21
53401100	AWWSC Pension OPEX	CF	9300005742	11/30/2012	124.77
53401100	AWWSC Pension OPEX	CF	9300005742	11/30/2012	240.02
53401100	AWWSC Pension OPEX	CF	9300005742	11/30/2012	309.68
53401100	AWWSC Pension OPEX	CF	9300005743	11/30/2012	133.21
53401100	AWWSC Pension OPEX	CF	9300005743	11/30/2012	629.15
53401100	AWWSC Pension OPEX	CF	9300005743	11/30/2012	108.46
53401100	AWWSC Pension OPEX	CF	9300005744	11/30/2012	50.23
53401100	AWWSC Pension OPEX	CF	9300005744	11/30/2012	710.64
53401100	AWWSC Pension OPEX	CF	9300005744	11/30/2012	77.57
53401100	AWWSC Pension OPEX	CF	9300005745	11/30/2012	4,024.66
53401100	AWWSC Pension OPEX	CF	9300005745	11/30/2012	270.92
53401100	AWWSC Pension OPEX	CF	9300005747	11/30/2012	588.34
53401100	AWWSC Pension OPEX	CF	9300005747	11/30/2012	1,148.59
53401100	AWWSC Pension OPEX	CF	9300005748	11/30/2012	96.10
53401100	AWWSC Pension OPEX	CF	9300005748	11/30/2012	109.87
53401100	AWWSC Pension OPEX	CF	9300005748	11/30/2012	263.49
53401100	AWWSC Pension OPEX	CF	9300005749	11/30/2012	626.49
53401100	AWWSC Pension OPEX	CF	9300005749	11/30/2012	322.05
53401100	AWWSC Pension OPEX	CF	9300005749	11/30/2012	388.15
53401100	AWWSC Pension OPEX	CF	9300005749	11/30/2012	159.45
53401100	AWWSC Pension OPEX	CF	9300005750	11/30/2012	254.06

Kentucky American Water Company  
Case No. 2012-00520  
Response to PSC DR1, Item 31

Account	Description	Doc Type	Document Number	Posting Date	Amount
53401100	AWWSC Pension OPEX	CF	9300005750	11/30/2012	345.93
53401100	AWWSC Pension OPEX	CF	9300005750	11/30/2012	213.39
53401100	AWWSC Pension OPEX	CF	9300005750	11/30/2012	613.41
53401100	AWWSC Pension OPEX	CF	9300005751	11/30/2012	2,238.01
53401100	AWWSC Pension OPEX	CF	9300005751	11/30/2012	3,309.80
53401100	AWWSC Pension OPEX	CF	9300005751	11/30/2012	873.40
53401100	AWWSC Pension OPEX	CF	9300005751	11/30/2012	501.95
53401100	AWWSC Pension OPEX	CF	9300005751	11/30/2012	263.44
53401100	AWWSC Pension OPEX	CF	9300005751	11/30/2012	668.38
53401100	AWWSC Pension OPEX	CF	9300005752	11/30/2012	861.69
53401100	AWWSC Pension OPEX	CF	9300005752	11/30/2012	35.31
53401100	AWWSC Pension OPEX	CF	9300005752	11/30/2012	2,040.66
53401100	AWWSC Pension OPEX	CF	9300005752	11/30/2012	141.50
53401100	AWWSC Pension OPEX	CF	9300005752	11/30/2012	204.72
53401100	AWWSC Pension OPEX	CF	9300005753	11/30/2012	110.26
53401100	AWWSC Pension OPEX	CF	9300005753	11/30/2012	359.88
53401100	AWWSC Pension OPEX	CF	9300005753	11/30/2012	141.74
53401100	AWWSC Pension OPEX	CF	9300005753	11/30/2012	213.04
53401100	AWWSC Pension OPEX	CF	9300005754	11/30/2012	271.15
53401100	AWWSC Pension OPEX	CF	9300005754	11/30/2012	273.15
53401100	AWWSC Pension OPEX	CF	9300005754	11/30/2012	247.91
53401100	AWWSC Pension OPEX	CF	9300005755	11/30/2012	106.42
53401100	AWWSC Pension OPEX	CF	9300005755	11/30/2012	73.27
53401100	AWWSC Pension OPEX	CF	9300005755	11/30/2012	121.49
53401100	AWWSC Pension OPEX	CF	9300005756	11/30/2012	116.15
53401100	AWWSC Pension OPEX	CF	9300005756	11/30/2012	130.00
53401100	AWWSC Pension OPEX	CF	9300005756	11/30/2012	52.36
53401100	AWWSC Pension OPEX	CF	9300005757	11/30/2012	176.78
53401100	AWWSC Pension OPEX	CF	9300005757	11/30/2012	80.55
53401100	AWWSC Pension OPEX	CF	9300005757	11/30/2012	60.45
53401100	AWWSC Pension OPEX	CF	9300005757	11/30/2012	48.04
53401100	AWWSC Pension OPEX	CF	9300005758	11/30/2012	282.32
53401100	AWWSC Pension OPEX	CF	9300005758	11/30/2012	51.28
53401100	AWWSC Pension OPEX	CF	9300005758	11/30/2012	41.48
53401100	AWWSC Pension OPEX	CF	9300005758	11/30/2012	41.99
53401100	AWWSC Pension OPEX	CF	9300005758	11/30/2012	49.24
53401100	AWWSC Pension OPEX	CF	9300005759	11/30/2012	100.86
53401100	AWWSC Pension OPEX	CF	9300005759	11/30/2012	32.23
53401100	AWWSC Pension OPEX	CF	9300005760	11/30/2012	2,036.33
53401100	AWWSC Pension OPEX	CF	9300005760	11/30/2012	988.91
53401100	AWWSC Pension OPEX	CF	9300005760	11/30/2012	1,875.27
53401100	AWWSC Pension OPEX	CF	9300005760	11/30/2012	1,694.80
53401100	AWWSC Pension OPEX	CF	9300005761	11/30/2012	3,410.84
53401100	AWWSC Pension OPEX	CF	9300005761	11/30/2012	1,651.57
53401100	AWWSC Pension OPEX	CF	9300005761	11/30/2012	1,319.84
53401100	AWWSC Pension OPEX	CF	9300005761	11/30/2012	1,284.78
53401100	AWWSC Pension OPEX	CF	9300005761	11/30/2012	1,922.06
53401100	AWWSC Pension OPEX	CF	9300005762	11/30/2012	12.25
53401100	AWWSC Pension OPEX	CF	9300005762	11/30/2012	25.45
53401100	AWWSC Pension OPEX	CF	9300005762	11/30/2012	10.52
53401100	AWWSC Pension OPEX	CF	9300005762	11/30/2012	7.48
53401100	AWWSC Pension OPEX	CF	9300005763	11/30/2012	24.96
53401100	AWWSC Pension OPEX	CF	9300005763	11/30/2012	9.77
53401100	AWWSC Pension OPEX	CF	9300005763	11/30/2012	8.16
53401200	AWWSC Group Ins OPEX	CF	9300005034	11/30/2012	0.04
53401200	AWWSC Group Ins OPEX	CF	9300005035	11/30/2012	(3.51)
53401200	AWWSC Group Ins OPEX	CF	9300005037	11/30/2012	4,871.05
53401200	AWWSC Group Ins OPEX	CF	9300005039	11/30/2012	3.41
53401200	AWWSC Group Ins OPEX	CF	9300005040	11/30/2012	63.60
53401200	AWWSC Group Ins OPEX	CF	9300005041	11/30/2012	3,600.83
53401200	AWWSC Group Ins OPEX	CF	9300005056	11/30/2012	0.61
53401200	AWWSC Group Ins OPEX	CF	9300005057	11/30/2012	2.30
53401200	AWWSC Group Ins OPEX	CF	9300005058	11/30/2012	(0.85)
53401200	AWWSC Group Ins OPEX	CF	9300005059	11/30/2012	(0.05)
53401200	AWWSC Group Ins OPEX	CF	9300005060	11/30/2012	0.59
53401200	AWWSC Group Ins OPEX	CF	9300005061	11/30/2012	0.43
53401200	AWWSC Group Ins OPEX	CF	9300005065	11/30/2012	21.45
53401200	AWWSC Group Ins OPEX	CF	9300005066	11/30/2012	6.23
53401200	AWWSC Group Ins OPEX	CF	9300005067	11/30/2012	52.53
53401200	AWWSC Group Ins OPEX	CF	9300005068	11/30/2012	5.96
53401200	AWWSC Group Ins OPEX	CF	9300005069	11/30/2012	0.29
53401200	AWWSC Group Ins OPEX	CF	9300005070	11/30/2012	1.28
53401200	AWWSC Group Ins OPEX	CF	9300005077	11/30/2012	11.44
53401200	AWWSC Group Ins OPEX	CF	9300005078	11/30/2012	0.08
53401200	AWWSC Group Ins OPEX	CF	9300005079	11/30/2012	4.29
53401200	AWWSC Group Ins OPEX	CF	9300005081	11/30/2012	8.75
53401200	AWWSC Group Ins OPEX	CF	9300005082	11/30/2012	5.83

Kentucky American Water Company  
Case No. 2012-00520  
Response to PSC DR1, Item 31

Account	Description	Doc Type	Document Number	Posting Date	Amount
53401200	AWWSC Group Ins OPEX	CF	9300005083	11/30/2012	1.94
53401200	AWWSC Group Ins OPEX	CF	9300005333	11/30/2012	55.51
53401200	AWWSC Group Ins OPEX	CF	9300005334	11/30/2012	6.07
53401200	AWWSC Group Ins OPEX	CF	9300005335	11/30/2012	76.41
53401200	AWWSC Group Ins OPEX	CF	9300005336	11/30/2012	43.31
53401200	AWWSC Group Ins OPEX	CF	9300005337	11/30/2012	56.46
53401200	AWWSC Group Ins OPEX	CF	9300005338	11/30/2012	352.66
53401200	AWWSC Group Ins OPEX	CF	9300005339	11/30/2012	150.24
53401200	AWWSC Group Ins OPEX	CF	9300005340	11/30/2012	214.73
53401200	AWWSC Group Ins OPEX	CF	9300005341	11/30/2012	384.59
53401200	AWWSC Group Ins OPEX	CF	9300005342	11/30/2012	965.52
53401200	AWWSC Group Ins OPEX	CF	9300005343	11/30/2012	3,532.44
53401200	AWWSC Group Ins OPEX	CF	9300005344	11/30/2012	51.31
53401200	AWWSC Group Ins OPEX	CF	9300005345	11/30/2012	229.52
53401200	AWWSC Group Ins OPEX	CF	9300005346	11/30/2012	39.91
53401200	AWWSC Group Ins OPEX	CF	9300005347	11/30/2012	9.90
53401200	AWWSC Group Ins OPEX	CF	9300005349	11/30/2012	0.88
53401200	AWWSC Group Ins OPEX	CF	9300005352	11/30/2012	161.84
53401200	AWWSC Group Ins OPEX	CF	9300005353	11/30/2012	34.35
53401200	AWWSC Group Ins OPEX	CF	9300005354	11/30/2012	0.63
53401200	AWWSC Group Ins OPEX	CF	9300005355	11/30/2012	(0.37)
53401200	AWWSC Group Ins OPEX	CF	9300005356	11/30/2012	10.46
53401200	AWWSC Group Ins OPEX	CF	9300005357	11/30/2012	25.19
53401200	AWWSC Group Ins OPEX	CF	9300005360	11/30/2012	0.17
53401200	AWWSC Group Ins OPEX	CF	9300005361	11/30/2012	121.00
53401200	AWWSC Group Ins OPEX	CF	9300005362	11/30/2012	131.59
53401200	AWWSC Group Ins OPEX	CF	9300005363	11/30/2012	38.35
53401200	AWWSC Group Ins OPEX	CF	9300005368	11/30/2012	(26.45)
53401200	AWWSC Group Ins OPEX	CF	9300005370	11/30/2012	3.05
53401200	AWWSC Group Ins OPEX	CF	9300005371	11/30/2012	401.94
53401200	AWWSC Group Ins OPEX	CF	9300005372	11/30/2012	61.60
53401200	AWWSC Group Ins OPEX	CF	9300005373	11/30/2012	44.15
53401200	AWWSC Group Ins OPEX	CF	9300005374	11/30/2012	78.43
53401200	AWWSC Group Ins OPEX	CF	9300005375	11/30/2012	34.74
53401200	AWWSC Group Ins OPEX	CF	9300005377	11/30/2012	204.44
53401200	AWWSC Group Ins OPEX	CF	9300005380	11/30/2012	44.47
53401200	AWWSC Group Ins OPEX	CF	9300005381	11/30/2012	65.20
53401200	AWWSC Group Ins OPEX	CF	9300005382	11/30/2012	71.54
53401200	AWWSC Group Ins OPEX	CF	9300005383	11/30/2012	44.33
53401200	AWWSC Group Ins OPEX	CF	9300005389	11/30/2012	1.17
53401200	AWWSC Group Ins OPEX	CF	9300005390	11/30/2012	4.04
53401200	AWWSC Group Ins OPEX	CF	9300005391	11/30/2012	101.40
53401200	AWWSC Group Ins OPEX	CF	9300005393	11/30/2012	29.01
53401200	AWWSC Group Ins OPEX	CF	9300005394	11/30/2012	22.36
53401200	AWWSC Group Ins OPEX	CF	9300005395	11/30/2012	16.29
53401200	AWWSC Group Ins OPEX	CF	9300005396	11/30/2012	10.23
53401200	AWWSC Group Ins OPEX	CF	9300005397	11/30/2012	47.72
53401200	AWWSC Group Ins OPEX	CF	9300005398	11/30/2012	19.67
53401200	AWWSC Group Ins OPEX	CF	9300005400	11/30/2012	22.16
53401200	AWWSC Group Ins OPEX	CF	9300005401	11/30/2012	17.17
53401200	AWWSC Group Ins OPEX	CF	9300005402	11/30/2012	0.48
53401200	AWWSC Group Ins OPEX	CF	9300005403	11/30/2012	36.73
53401200	AWWSC Group Ins OPEX	CF	9300005404	11/30/2012	20.54
53401200	AWWSC Group Ins OPEX	CF	9300005408	11/30/2012	6.42
53401200	AWWSC Group Ins OPEX	CF	9300005410	11/30/2012	51.56
53401200	AWWSC Group Ins OPEX	CF	9300005411	11/30/2012	19.14
53401200	AWWSC Group Ins OPEX	CF	9300005412	11/30/2012	297.57
53401200	AWWSC Group Ins OPEX	CF	9300005413	11/30/2012	32.04
53401200	AWWSC Group Ins OPEX	CF	9300005416	11/30/2012	(2.28)
53401200	AWWSC Group Ins OPEX	CF	9300005420	11/30/2012	(8.72)
53401200	AWWSC Group Ins OPEX	CF	9300005437	11/30/2012	60.06
53401200	AWWSC Group Ins OPEX	CF	9300005438	11/30/2012	95.00
53401200	AWWSC Group Ins OPEX	CF	9300005439	11/30/2012	428.02
53401200	AWWSC Group Ins OPEX	CF	9300005440	11/30/2012	117.19
53401200	AWWSC Group Ins OPEX	CF	9300005441	11/30/2012	96.31
53401200	AWWSC Group Ins OPEX	CF	9300005442	11/30/2012	136.85
53401200	AWWSC Group Ins OPEX	CF	9300005443	11/30/2012	258.96
53401200	AWWSC Group Ins OPEX	CF	9300005444	11/30/2012	300.03
53401200	AWWSC Group Ins OPEX	CF	9300005445	11/30/2012	64.09
53401200	AWWSC Group Ins OPEX	CF	9300005446	11/30/2012	(4.28)
53401200	AWWSC Group Ins OPEX	CF	9300005447	11/30/2012	155.43
53401200	AWWSC Group Ins OPEX	CF	9300005449	11/30/2012	19.42
53401200	AWWSC Group Ins OPEX	CF	9300005451	11/30/2012	7.12
53401200	AWWSC Group Ins OPEX	CF	9300005452	11/30/2012	174.10
53401200	AWWSC Group Ins OPEX	CF	9300005454	11/30/2012	218.50
53401200	AWWSC Group Ins OPEX	CF	9300005458	11/30/2012	390.05
53401200	AWWSC Group Ins OPEX	CF	9300005459	11/30/2012	155.28

Kentucky American Water Company  
Case No. 2012-00520  
Response to PSC DR1, Item 31

Account	Description	Doc Type	Document Number	Posting Date	Amount
53401200	AWWSC Group Ins OPEX	CF	9300005460	11/30/2012	122.60
53401200	AWWSC Group Ins OPEX	CF	9300005461	11/30/2012	244.31
53401200	AWWSC Group Ins OPEX	CF	9300005462	11/30/2012	129.09
53401200	AWWSC Group Ins OPEX	CF	9300005463	11/30/2012	136.81
53401200	AWWSC Group Ins OPEX	CF	9300005464	11/30/2012	184.42
53401200	AWWSC Group Ins OPEX	CF	9300005465	11/30/2012	196.24
53401200	AWWSC Group Ins OPEX	CF	9300005466	11/30/2012	704.60
53401200	AWWSC Group Ins OPEX	CF	9300005468	11/30/2012	81.55
53401200	AWWSC Group Ins OPEX	CF	9300005469	11/30/2012	178.84
53401200	AWWSC Group Ins OPEX	CF	9300005470	11/30/2012	1.54
53401200	AWWSC Group Ins OPEX	CF	9300005472	11/30/2012	65.92
53401200	AWWSC Group Ins OPEX	CF	9300005473	11/30/2012	114.80
53401200	AWWSC Group Ins OPEX	CF	9300005474	11/30/2012	0.75
53401200	AWWSC Group Ins OPEX	CF	9300005477	11/30/2012	78.57
53401200	AWWSC Group Ins OPEX	CF	9300005478	11/30/2012	96.40
53401200	AWWSC Group Ins OPEX	CF	9300005481	11/30/2012	(9.14)
53401200	AWWSC Group Ins OPEX	CF	9300005483	11/30/2012	67.36
53401200	AWWSC Group Ins OPEX	CF	9300005484	11/30/2012	35.60
53401200	AWWSC Group Ins OPEX	CF	9300005488	11/30/2012	34.02
53401200	AWWSC Group Ins OPEX	CF	9300005491	11/30/2012	64.66
53401200	AWWSC Group Ins OPEX	CF	9300005492	11/30/2012	301.01
53401200	AWWSC Group Ins OPEX	CF	9300005493	11/30/2012	165.49
53401200	AWWSC Group Ins OPEX	CF	9300005494	11/30/2012	33.24
53401200	AWWSC Group Ins OPEX	CF	9300005495	11/30/2012	208.46
53401200	AWWSC Group Ins OPEX	CF	9300005497	11/30/2012	53.66
53401200	AWWSC Group Ins OPEX	CF	9300005499	11/30/2012	3.43
53401200	AWWSC Group Ins OPEX	CF	9300005500	11/30/2012	81.02
53401200	AWWSC Group Ins OPEX	CF	9300005502	11/30/2012	162.16
53401200	AWWSC Group Ins OPEX	CF	9300005503	11/30/2012	(0.78)
53401200	AWWSC Group Ins OPEX	CF	9300005506	11/30/2012	484.64
53401200	AWWSC Group Ins OPEX	CF	9300005508	11/30/2012	60.17
53401200	AWWSC Group Ins OPEX	CF	9300005513	11/30/2012	(9.34)
53401200	AWWSC Group Ins OPEX	CF	9300005515	11/30/2012	200.04
53401200	AWWSC Group Ins OPEX	CF	9300005517	11/30/2012	123.01
53401200	AWWSC Group Ins OPEX	CF	9300005518	11/30/2012	68.70
53401200	AWWSC Group Ins OPEX	CF	9300005520	11/30/2012	268.61
53401200	AWWSC Group Ins OPEX	CF	9300005521	11/30/2012	1.97
53401200	AWWSC Group Ins OPEX	CF	9300005522	11/30/2012	105.27
53401200	AWWSC Group Ins OPEX	CF	9300005523	11/30/2012	139.26
53401200	AWWSC Group Ins OPEX	CF	9300005525	11/30/2012	1.61
53401200	AWWSC Group Ins OPEX	CF	9300005527	11/30/2012	48.96
53401200	AWWSC Group Ins OPEX	CF	9300005529	11/30/2012	54.39
53401200	AWWSC Group Ins OPEX	CF	9300005530	11/30/2012	167.76
53401200	AWWSC Group Ins OPEX	CF	9300005531	11/30/2012	219.20
53401200	AWWSC Group Ins OPEX	CF	9300005533	11/30/2012	5.27
53401200	AWWSC Group Ins OPEX	CF	9300005534	11/30/2012	0.28
53401200	AWWSC Group Ins OPEX	CF	9300005535	11/30/2012	114.63
53401200	AWWSC Group Ins OPEX	CF	9300005536	11/30/2012	0.25
53401200	AWWSC Group Ins OPEX	CF	9300005538	11/30/2012	254.19
53401200	AWWSC Group Ins OPEX	CF	9300005539	11/30/2012	494.13
53401200	AWWSC Group Ins OPEX	CF	9300005543	11/30/2012	369.59
53401200	AWWSC Group Ins OPEX	CF	9300005544	11/30/2012	236.76
53401200	AWWSC Group Ins OPEX	CF	9300005545	11/30/2012	900.03
53401200	AWWSC Group Ins OPEX	CF	9300005548	11/30/2012	2,127.69
53401200	AWWSC Group Ins OPEX	CF	9300005549	11/30/2012	443.02
53401200	AWWSC Group Ins OPEX	CF	9300005550	11/30/2012	149.35
53401200	AWWSC Group Ins OPEX	CF	9300005555	11/30/2012	6.07
53401200	AWWSC Group Ins OPEX	CF	9300005556	11/30/2012	18.01
53401200	AWWSC Group Ins OPEX	CF	9300005557	11/30/2012	5.83
53401200	AWWSC Group Ins OPEX	CF	9300005558	11/30/2012	(0.25)
53401200	AWWSC Group Ins OPEX	CF	9300005559	11/30/2012	0.53
53401200	AWWSC Group Ins OPEX	CF	9300005560	11/30/2012	(1.10)
53401200	AWWSC Group Ins OPEX	CF	9300005561	11/30/2012	(0.03)
53401200	AWWSC Group Ins OPEX	CF	9300005562	11/30/2012	31.88
53401200	AWWSC Group Ins OPEX	CF	9300005563	11/30/2012	0.46
53401200	AWWSC Group Ins OPEX	CF	9300005564	11/30/2012	3.83
53401200	AWWSC Group Ins OPEX	CF	9300005574	11/30/2012	234.99
53401200	AWWSC Group Ins OPEX	CF	9300005575	11/30/2012	74.72
53401200	AWWSC Group Ins OPEX	CF	9300005580	11/30/2012	237.93
53401200	AWWSC Group Ins OPEX	CF	9300005581	11/30/2012	220.26
53401200	AWWSC Group Ins OPEX	CF	9300005583	11/30/2012	237.77
53401200	AWWSC Group Ins OPEX	CF	9300005585	11/30/2012	207.10
53401200	AWWSC Group Ins OPEX	CF	9300005586	11/30/2012	276.07
53401200	AWWSC Group Ins OPEX	CF	9300005587	11/30/2012	132.36
53401200	AWWSC Group Ins OPEX	CF	9300005589	11/30/2012	94.99
53401200	AWWSC Group Ins OPEX	CF	9300005590	11/30/2012	47.88
53401200	AWWSC Group Ins OPEX	CF	9300005592	11/30/2012	6.81

Kentucky American Water Company  
Case No. 2012-00520  
Response to PSC DR1, Item 31

Account	Description	Doc Type	Document Number	Posting Date	Amount
53401200	AWWSC Group Ins OPEX	CF	9300005594	11/30/2012	219.71
53401200	AWWSC Group Ins OPEX	CF	9300005595	11/30/2012	214.06
53401200	AWWSC Group Ins OPEX	CF	9300005597	11/30/2012	220.04
53401200	AWWSC Group Ins OPEX	CF	9300005598	11/30/2012	21.85
53401200	AWWSC Group Ins OPEX	CF	9300005599	11/30/2012	75.28
53401200	AWWSC Group Ins OPEX	CF	9300005600	11/30/2012	15.55
53401200	AWWSC Group Ins OPEX	CF	9300005602	11/30/2012	(48.23)
53401200	AWWSC Group Ins OPEX	CF	9300005603	11/30/2012	738.84
53401200	AWWSC Group Ins OPEX	CF	9300005605	11/30/2012	528.81
53401200	AWWSC Group Ins OPEX	CF	9300005606	11/30/2012	7,840.05
53401200	AWWSC Group Ins OPEX	CF	9300005607	11/30/2012	1,100.41
53401200	AWWSC Group Ins OPEX	CF	9300005610	11/30/2012	211.10
53401200	AWWSC Group Ins OPEX	CF	9300005611	11/30/2012	267.92
53401200	AWWSC Group Ins OPEX	CF	9300005612	11/30/2012	211.94
53401200	AWWSC Group Ins OPEX	CF	9300005613	11/30/2012	1,232.93
53401200	AWWSC Group Ins OPEX	CF	9300005614	11/30/2012	10.29
53401200	AWWSC Group Ins OPEX	CF	9300005615	11/30/2012	823.72
53401200	AWWSC Group Ins OPEX	CF	9300005616	11/30/2012	883.46
53401200	AWWSC Group Ins OPEX	CF	9300005617	11/30/2012	11.19
53401200	AWWSC Group Ins OPEX	CF	9300005619	11/30/2012	0.10
53401200	AWWSC Group Ins OPEX	CF	9300005620	11/30/2012	332.02
53401200	AWWSC Group Ins OPEX	CF	9300005621	11/30/2012	173.08
53401200	AWWSC Group Ins OPEX	CF	9300005622	11/30/2012	151.81
53401200	AWWSC Group Ins OPEX	CF	9300005623	11/30/2012	18.37
53401200	AWWSC Group Ins OPEX	CF	9300005624	11/30/2012	30.24
53401200	AWWSC Group Ins OPEX	CF	9300005738	11/30/2012	72.36
53401200	AWWSC Group Ins OPEX	CF	9300005738	11/30/2012	83.84
53401200	AWWSC Group Ins OPEX	CF	9300005738	11/30/2012	16.10
53401200	AWWSC Group Ins OPEX	CF	9300005738	11/30/2012	8.42
53401200	AWWSC Group Ins OPEX	CF	9300005739	11/30/2012	104.64
53401200	AWWSC Group Ins OPEX	CF	9300005739	11/30/2012	68.65
53401200	AWWSC Group Ins OPEX	CF	9300005739	11/30/2012	81.34
53401200	AWWSC Group Ins OPEX	CF	9300005739	11/30/2012	(598.72)
53401200	AWWSC Group Ins OPEX	CF	9300005740	11/30/2012	59.56
53401200	AWWSC Group Ins OPEX	CF	9300005740	11/30/2012	25.00
53401200	AWWSC Group Ins OPEX	CF	9300005740	11/30/2012	47.93
53401200	AWWSC Group Ins OPEX	CF	9300005740	11/30/2012	103.67
53401200	AWWSC Group Ins OPEX	CF	9300005741	11/30/2012	128.52
53401200	AWWSC Group Ins OPEX	CF	9300005741	11/30/2012	44.94
53401200	AWWSC Group Ins OPEX	CF	9300005741	11/30/2012	11.24
53401200	AWWSC Group Ins OPEX	CF	9300005741	11/30/2012	70.20
53401200	AWWSC Group Ins OPEX	CF	9300005742	11/30/2012	110.78
53401200	AWWSC Group Ins OPEX	CF	9300005742	11/30/2012	52.65
53401200	AWWSC Group Ins OPEX	CF	9300005742	11/30/2012	174.32
53401200	AWWSC Group Ins OPEX	CF	9300005743	11/30/2012	43.58
53401200	AWWSC Group Ins OPEX	CF	9300005743	11/30/2012	24.17
53401200	AWWSC Group Ins OPEX	CF	9300005743	11/30/2012	243.16
53401200	AWWSC Group Ins OPEX	CF	9300005743	11/30/2012	20.31
53401200	AWWSC Group Ins OPEX	CF	9300005744	11/30/2012	2.35
53401200	AWWSC Group Ins OPEX	CF	9300005744	11/30/2012	135.87
53401200	AWWSC Group Ins OPEX	CF	9300005744	11/30/2012	304.85
53401200	AWWSC Group Ins OPEX	CF	9300005745	11/30/2012	851.69
53401200	AWWSC Group Ins OPEX	CF	9300005745	11/30/2012	90.37
53401200	AWWSC Group Ins OPEX	CF	9300005745	11/30/2012	50.94
53401200	AWWSC Group Ins OPEX	CF	9300005745	11/30/2012	(2.70)
53401200	AWWSC Group Ins OPEX	CF	9300005745	11/30/2012	26.43
53401200	AWWSC Group Ins OPEX	CF	9300005746	11/30/2012	4.21
53401200	AWWSC Group Ins OPEX	CF	9300005746	11/30/2012	1.38
53401200	AWWSC Group Ins OPEX	CF	9300005746	11/30/2012	0.11
53401200	AWWSC Group Ins OPEX	CF	9300005747	11/30/2012	86.18
53401200	AWWSC Group Ins OPEX	CF	9300005747	11/30/2012	18.26
53401200	AWWSC Group Ins OPEX	CF	9300005747	11/30/2012	322.11
53401200	AWWSC Group Ins OPEX	CF	9300005747	11/30/2012	93.16
53401200	AWWSC Group Ins OPEX	CF	9300005747	11/30/2012	(4.14)
53401200	AWWSC Group Ins OPEX	CF	9300005748	11/30/2012	65.77
53401200	AWWSC Group Ins OPEX	CF	9300005748	11/30/2012	135.87
53401200	AWWSC Group Ins OPEX	CF	9300005748	11/30/2012	79.47
53401200	AWWSC Group Ins OPEX	CF	9300005749	11/30/2012	116.76
53401200	AWWSC Group Ins OPEX	CF	9300005749	11/30/2012	29.10
53401200	AWWSC Group Ins OPEX	CF	9300005749	11/30/2012	95.20
53401200	AWWSC Group Ins OPEX	CF	9300005749	11/30/2012	58.03
53401200	AWWSC Group Ins OPEX	CF	9300005750	11/30/2012	221.93
53401200	AWWSC Group Ins OPEX	CF	9300005750	11/30/2012	39.96
53401200	AWWSC Group Ins OPEX	CF	9300005750	11/30/2012	642.00
53401200	AWWSC Group Ins OPEX	CF	9300005750	11/30/2012	116.73
53401200	AWWSC Group Ins OPEX	CF	9300005751	11/30/2012	747.43
53401200	AWWSC Group Ins OPEX	CF	9300005751	11/30/2012	246.21

Kentucky American Water Company  
Case No. 2012-00520  
Response to PSC DR1, Item 31

Account	Description	Doc Type	Document Number	Posting Date	Amount
53401200	AWWSC Group Ins OPEX	CF	9300005751	11/30/2012	166.33
53401200	AWWSC Group Ins OPEX	CF	9300005751	11/30/2012	50.14
53401200	AWWSC Group Ins OPEX	CF	9300005751	11/30/2012	132.27
53401200	AWWSC Group Ins OPEX	CF	9300005752	11/30/2012	161.35
53401200	AWWSC Group Ins OPEX	CF	9300005752	11/30/2012	6.61
53401200	AWWSC Group Ins OPEX	CF	9300005752	11/30/2012	550.66
53401200	AWWSC Group Ins OPEX	CF	9300005752	11/30/2012	93.41
53401200	AWWSC Group Ins OPEX	CF	9300005752	11/30/2012	38.33
53401200	AWWSC Group Ins OPEX	CF	9300005753	11/30/2012	8.86
53401200	AWWSC Group Ins OPEX	CF	9300005753	11/30/2012	128.52
53401200	AWWSC Group Ins OPEX	CF	9300005753	11/30/2012	26.85
53401200	AWWSC Group Ins OPEX	CF	9300005753	11/30/2012	35.00
53401200	AWWSC Group Ins OPEX	CF	9300005754	11/30/2012	54.42
53401200	AWWSC Group Ins OPEX	CF	9300005754	11/30/2012	(14.16)
53401200	AWWSC Group Ins OPEX	CF	9300005754	11/30/2012	(243.45)
53401200	AWWSC Group Ins OPEX	CF	9300005754	11/30/2012	47.63
53401200	AWWSC Group Ins OPEX	CF	9300005755	11/30/2012	(82.76)
53401200	AWWSC Group Ins OPEX	CF	9300005755	11/30/2012	19.93
53401200	AWWSC Group Ins OPEX	CF	9300005755	11/30/2012	22.75
53401200	AWWSC Group Ins OPEX	CF	9300005755	11/30/2012	33.64
53401200	AWWSC Group Ins OPEX	CF	9300005755	11/30/2012	25.12
53401200	AWWSC Group Ins OPEX	CF	9300005756	11/30/2012	7.91
53401200	AWWSC Group Ins OPEX	CF	9300005756	11/30/2012	(6.33)
53401200	AWWSC Group Ins OPEX	CF	9300005756	11/30/2012	19.53
53401200	AWWSC Group Ins OPEX	CF	9300005757	11/30/2012	37.71
53401200	AWWSC Group Ins OPEX	CF	9300005757	11/30/2012	22.65
53401200	AWWSC Group Ins OPEX	CF	9300005757	11/30/2012	(4.04)
53401200	AWWSC Group Ins OPEX	CF	9300005757	11/30/2012	(21.57)
53401200	AWWSC Group Ins OPEX	CF	9300005757	11/30/2012	(52.58)
53401200	AWWSC Group Ins OPEX	CF	9300005758	11/30/2012	75.87
53401200	AWWSC Group Ins OPEX	CF	9300005758	11/30/2012	12.63
53401200	AWWSC Group Ins OPEX	CF	9300005758	11/30/2012	9.53
53401200	AWWSC Group Ins OPEX	CF	9300005758	11/30/2012	11.31
53401200	AWWSC Group Ins OPEX	CF	9300005758	11/30/2012	13.24
53401200	AWWSC Group Ins OPEX	CF	9300005759	11/30/2012	44.08
53401200	AWWSC Group Ins OPEX	CF	9300005759	11/30/2012	11.69
53401200	AWWSC Group Ins OPEX	CF	9300005759	11/30/2012	0.53
53401200	AWWSC Group Ins OPEX	CF	9300005760	11/30/2012	(180.60)
53401200	AWWSC Group Ins OPEX	CF	9300005760	11/30/2012	378.58
53401200	AWWSC Group Ins OPEX	CF	9300005760	11/30/2012	(658.04)
53401200	AWWSC Group Ins OPEX	CF	9300005760	11/30/2012	350.90
53401200	AWWSC Group Ins OPEX	CF	9300005760	11/30/2012	663.23
53401200	AWWSC Group Ins OPEX	CF	9300005760	11/30/2012	240.57
53401200	AWWSC Group Ins OPEX	CF	9300005761	11/30/2012	690.03
53401200	AWWSC Group Ins OPEX	CF	9300005761	11/30/2012	320.53
53401200	AWWSC Group Ins OPEX	CF	9300005761	11/30/2012	240.97
53401200	AWWSC Group Ins OPEX	CF	9300005761	11/30/2012	478.06
53401200	AWWSC Group Ins OPEX	CF	9300005762	11/30/2012	(3.12)
53401200	AWWSC Group Ins OPEX	CF	9300005762	11/30/2012	3.52
53401200	AWWSC Group Ins OPEX	CF	9300005762	11/30/2012	6.60
53401200	AWWSC Group Ins OPEX	CF	9300005762	11/30/2012	2.75
53401200	AWWSC Group Ins OPEX	CF	9300005762	11/30/2012	1.76
53401200	AWWSC Group Ins OPEX	CF	9300005763	11/30/2012	6.98
53401200	AWWSC Group Ins OPEX	CF	9300005763	11/30/2012	1.83
53401200	AWWSC Group Ins OPEX	CF	9300005763	11/30/2012	3.68
53401200	AWWSC Group Ins OPEX	CF	9300005763	11/30/2012	0.02
53401300	AWWSC Other Ben OPEX	CF	9300005034	11/30/2012	(0.75)
53401300	AWWSC Other Ben OPEX	CF	9300005035	11/30/2012	(1.63)
53401300	AWWSC Other Ben OPEX	CF	9300005037	11/30/2012	517.40
53401300	AWWSC Other Ben OPEX	CF	9300005039	11/30/2012	0.04
53401300	AWWSC Other Ben OPEX	CF	9300005040	11/30/2012	(0.83)
53401300	AWWSC Other Ben OPEX	CF	9300005041	11/30/2012	479.63
53401300	AWWSC Other Ben OPEX	CF	9300005042	11/30/2012	303.90
53401300	AWWSC Other Ben OPEX	CF	9300005043	11/30/2012	18.90
53401300	AWWSC Other Ben OPEX	CF	9300005056	11/30/2012	1.29
53401300	AWWSC Other Ben OPEX	CF	9300005057	11/30/2012	3.11
53401300	AWWSC Other Ben OPEX	CF	9300005058	11/30/2012	(1.17)
53401300	AWWSC Other Ben OPEX	CF	9300005059	11/30/2012	(0.02)
53401300	AWWSC Other Ben OPEX	CF	9300005060	11/30/2012	0.02
53401300	AWWSC Other Ben OPEX	CF	9300005061	11/30/2012	0.17
53401300	AWWSC Other Ben OPEX	CF	9300005065	11/30/2012	23.82
53401300	AWWSC Other Ben OPEX	CF	9300005066	11/30/2012	1.70
53401300	AWWSC Other Ben OPEX	CF	9300005067	11/30/2012	27.86
53401300	AWWSC Other Ben OPEX	CF	9300005068	11/30/2012	3.16
53401300	AWWSC Other Ben OPEX	CF	9300005069	11/30/2012	0.11
53401300	AWWSC Other Ben OPEX	CF	9300005070	11/30/2012	0.42
53401300	AWWSC Other Ben OPEX	CF	9300005077	11/30/2012	7.98



Kentucky American Water Company  
Case No. 2012-00520  
Response to PSC DR1, Item 31

Account	Description	Doc Type	Document Number	Posting Date	Amount
53401300	AWWSC Other Ben OPEX	CF	9300005078	11/30/2012	0.67
53401300	AWWSC Other Ben OPEX	CF	9300005079	11/30/2012	9.52
53401300	AWWSC Other Ben OPEX	CF	9300005081	11/30/2012	2.53
53401300	AWWSC Other Ben OPEX	CF	9300005082	11/30/2012	2.86
53401300	AWWSC Other Ben OPEX	CF	9300005083	11/30/2012	0.26
53401300	AWWSC Other Ben OPEX	CF	9300005333	11/30/2012	0.79
53401300	AWWSC Other Ben OPEX	CF	9300005334	11/30/2012	9.35
53401300	AWWSC Other Ben OPEX	CF	9300005335	11/30/2012	8.13
53401300	AWWSC Other Ben OPEX	CF	9300005336	11/30/2012	0.11
53401300	AWWSC Other Ben OPEX	CF	9300005337	11/30/2012	8.45
53401300	AWWSC Other Ben OPEX	CF	9300005338	11/30/2012	20.05
53401300	AWWSC Other Ben OPEX	CF	9300005339	11/30/2012	(307.65)
53401300	AWWSC Other Ben OPEX	CF	9300005340	11/30/2012	38.45
53401300	AWWSC Other Ben OPEX	CF	9300005341	11/30/2012	103.12
53401300	AWWSC Other Ben OPEX	CF	9300005342	11/30/2012	101.93
53401300	AWWSC Other Ben OPEX	CF	9300005343	11/30/2012	372.71
53401300	AWWSC Other Ben OPEX	CF	9300005344	11/30/2012	3.41
53401300	AWWSC Other Ben OPEX	CF	9300005345	11/30/2012	311.86
53401300	AWWSC Other Ben OPEX	CF	9300005346	11/30/2012	1,079.59
53401300	AWWSC Other Ben OPEX	CF	9300005347	11/30/2012	0.76
53401300	AWWSC Other Ben OPEX	CF	9300005349	11/30/2012	5.21
53401300	AWWSC Other Ben OPEX	CF	9300005352	11/30/2012	148.68
53401300	AWWSC Other Ben OPEX	CF	9300005353	11/30/2012	18.07
53401300	AWWSC Other Ben OPEX	CF	9300005354	11/30/2012	0.34
53401300	AWWSC Other Ben OPEX	CF	9300005356	11/30/2012	2.24
53401300	AWWSC Other Ben OPEX	CF	9300005358	11/30/2012	25.89
53401300	AWWSC Other Ben OPEX	CF	9300005360	11/30/2012	0.68
53401300	AWWSC Other Ben OPEX	CF	9300005361	11/30/2012	57.74
53401300	AWWSC Other Ben OPEX	CF	9300005362	11/30/2012	22.85
53401300	AWWSC Other Ben OPEX	CF	9300005363	11/30/2012	27.37
53401300	AWWSC Other Ben OPEX	CF	9300005368	11/30/2012	(4.08)
53401300	AWWSC Other Ben OPEX	CF	9300005370	11/30/2012	110.35
53401300	AWWSC Other Ben OPEX	CF	9300005371	11/30/2012	129.93
53401300	AWWSC Other Ben OPEX	CF	9300005372	11/30/2012	78.07
53401300	AWWSC Other Ben OPEX	CF	9300005373	11/30/2012	63.51
53401300	AWWSC Other Ben OPEX	CF	9300005374	11/30/2012	59.03
53401300	AWWSC Other Ben OPEX	CF	9300005375	11/30/2012	39.35
53401300	AWWSC Other Ben OPEX	CF	9300005377	11/30/2012	24.06
53401300	AWWSC Other Ben OPEX	CF	9300005380	11/30/2012	37.01
53401300	AWWSC Other Ben OPEX	CF	9300005381	11/30/2012	286.66
53401300	AWWSC Other Ben OPEX	CF	9300005382	11/30/2012	85.39
53401300	AWWSC Other Ben OPEX	CF	9300005383	11/30/2012	21.48
53401300	AWWSC Other Ben OPEX	CF	9300005386	11/30/2012	93.83
53401300	AWWSC Other Ben OPEX	CF	9300005389	11/30/2012	0.56
53401300	AWWSC Other Ben OPEX	CF	9300005390	11/30/2012	6.47
53401300	AWWSC Other Ben OPEX	CF	9300005391	11/30/2012	15.40
53401300	AWWSC Other Ben OPEX	CF	9300005392	11/30/2012	1.08
53401300	AWWSC Other Ben OPEX	CF	9300005393	11/30/2012	18.34
53401300	AWWSC Other Ben OPEX	CF	9300005394	11/30/2012	10.61
53401300	AWWSC Other Ben OPEX	CF	9300005395	11/30/2012	11.22
53401300	AWWSC Other Ben OPEX	CF	9300005396	11/30/2012	2.49
53401300	AWWSC Other Ben OPEX	CF	9300005397	11/30/2012	13.37
53401300	AWWSC Other Ben OPEX	CF	9300005398	11/30/2012	3.72
53401300	AWWSC Other Ben OPEX	CF	9300005400	11/30/2012	4.29
53401300	AWWSC Other Ben OPEX	CF	9300005401	11/30/2012	5.00
53401300	AWWSC Other Ben OPEX	CF	9300005402	11/30/2012	0.13
53401300	AWWSC Other Ben OPEX	CF	9300005403	11/30/2012	13.89
53401300	AWWSC Other Ben OPEX	CF	9300005404	11/30/2012	3.87
53401300	AWWSC Other Ben OPEX	CF	9300005408	11/30/2012	6.51
53401300	AWWSC Other Ben OPEX	CF	9300005410	11/30/2012	26.42
53401300	AWWSC Other Ben OPEX	CF	9300005411	11/30/2012	61.07
53401300	AWWSC Other Ben OPEX	CF	9300005412	11/30/2012	86.71
53401300	AWWSC Other Ben OPEX	CF	9300005413	11/30/2012	20.54
53401300	AWWSC Other Ben OPEX	CF	9300005420	11/30/2012	9.35
53401300	AWWSC Other Ben OPEX	CF	9300005421	11/30/2012	16.08
53401300	AWWSC Other Ben OPEX	CF	9300005432	11/30/2012	7.83
53401300	AWWSC Other Ben OPEX	CF	9300005433	11/30/2012	21.27
53401300	AWWSC Other Ben OPEX	CF	9300005434	11/30/2012	14.44
53401300	AWWSC Other Ben OPEX	CF	9300005437	11/30/2012	30.91
53401300	AWWSC Other Ben OPEX	CF	9300005438	11/30/2012	18.33
53401300	AWWSC Other Ben OPEX	CF	9300005439	11/30/2012	116.51
53401300	AWWSC Other Ben OPEX	CF	9300005440	11/30/2012	64.41
53401300	AWWSC Other Ben OPEX	CF	9300005441	11/30/2012	14.55
53401300	AWWSC Other Ben OPEX	CF	9300005442	11/30/2012	51.13
53401300	AWWSC Other Ben OPEX	CF	9300005443	11/30/2012	25.69
53401300	AWWSC Other Ben OPEX	CF	9300005444	11/30/2012	175.46
53401300	AWWSC Other Ben OPEX	CF	9300005445	11/30/2012	315.39

Kentucky American Water Company  
Case No. 2012-00520  
Response to PSC DR1, Item 31

Account	Description	Doc Type	Document Number	Posting Date	Amount
53401300	AWWSC Other Ben OPEX	CF	9300005446	11/30/2012	(1.72)
53401300	AWWSC Other Ben OPEX	CF	9300005447	11/30/2012	116.31
53401300	AWWSC Other Ben OPEX	CF	9300005449	11/30/2012	5.62
53401300	AWWSC Other Ben OPEX	CF	9300005451	11/30/2012	83.02
53401300	AWWSC Other Ben OPEX	CF	9300005452	11/30/2012	48.24
53401300	AWWSC Other Ben OPEX	CF	9300005453	11/30/2012	745.55
53401300	AWWSC Other Ben OPEX	CF	9300005454	11/30/2012	175.90
53401300	AWWSC Other Ben OPEX	CF	9300005456	11/30/2012	14.09
53401300	AWWSC Other Ben OPEX	CF	9300005458	11/30/2012	352.07
53401300	AWWSC Other Ben OPEX	CF	9300005459	11/30/2012	138.48
53401300	AWWSC Other Ben OPEX	CF	9300005460	11/30/2012	133.28
53401300	AWWSC Other Ben OPEX	CF	9300005461	11/30/2012	141.64
53401300	AWWSC Other Ben OPEX	CF	9300005462	11/30/2012	30.79
53401300	AWWSC Other Ben OPEX	CF	9300005463	11/30/2012	95.27
53401300	AWWSC Other Ben OPEX	CF	9300005464	11/30/2012	93.86
53401300	AWWSC Other Ben OPEX	CF	9300005465	11/30/2012	93.82
53401300	AWWSC Other Ben OPEX	CF	9300005466	11/30/2012	397.32
53401300	AWWSC Other Ben OPEX	CF	9300005468	11/30/2012	52.80
53401300	AWWSC Other Ben OPEX	CF	9300005469	11/30/2012	92.93
53401300	AWWSC Other Ben OPEX	CF	9300005470	11/30/2012	1,219.07
53401300	AWWSC Other Ben OPEX	CF	9300005472	11/30/2012	8.74
53401300	AWWSC Other Ben OPEX	CF	9300005473	11/30/2012	5.50
53401300	AWWSC Other Ben OPEX	CF	9300005474	11/30/2012	0.69
53401300	AWWSC Other Ben OPEX	CF	9300005477	11/30/2012	55.33
53401300	AWWSC Other Ben OPEX	CF	9300005478	11/30/2012	63.11
53401300	AWWSC Other Ben OPEX	CF	9300005481	11/30/2012	(1.19)
53401300	AWWSC Other Ben OPEX	CF	9300005483	11/30/2012	46.96
53401300	AWWSC Other Ben OPEX	CF	9300005484	11/30/2012	25.74
53401300	AWWSC Other Ben OPEX	CF	9300005485	11/30/2012	26.61
53401300	AWWSC Other Ben OPEX	CF	9300005488	11/30/2012	15.43
53401300	AWWSC Other Ben OPEX	CF	9300005491	11/30/2012	27.23
53401300	AWWSC Other Ben OPEX	CF	9300005492	11/30/2012	449.09
53401300	AWWSC Other Ben OPEX	CF	9300005493	11/30/2012	66.85
53401300	AWWSC Other Ben OPEX	CF	9300005495	11/30/2012	159.30
53401300	AWWSC Other Ben OPEX	CF	9300005496	11/30/2012	3.12
53401300	AWWSC Other Ben OPEX	CF	9300005497	11/30/2012	1.40
53401300	AWWSC Other Ben OPEX	CF	9300005499	11/30/2012	1.13
53401300	AWWSC Other Ben OPEX	CF	9300005500	11/30/2012	47.51
53401300	AWWSC Other Ben OPEX	CF	9300005502	11/30/2012	75.93
53401300	AWWSC Other Ben OPEX	CF	9300005503	11/30/2012	(0.28)
53401300	AWWSC Other Ben OPEX	CF	9300005506	11/30/2012	299.24
53401300	AWWSC Other Ben OPEX	CF	9300005508	11/30/2012	67.61
53401300	AWWSC Other Ben OPEX	CF	9300005513	11/30/2012	(5.82)
53401300	AWWSC Other Ben OPEX	CF	9300005515	11/30/2012	174.39
53401300	AWWSC Other Ben OPEX	CF	9300005517	11/30/2012	96.43
53401300	AWWSC Other Ben OPEX	CF	9300005518	11/30/2012	28.55
53401300	AWWSC Other Ben OPEX	CF	9300005520	11/30/2012	115.23
53401300	AWWSC Other Ben OPEX	CF	9300005521	11/30/2012	13.35
53401300	AWWSC Other Ben OPEX	CF	9300005522	11/30/2012	48.58
53401300	AWWSC Other Ben OPEX	CF	9300005523	11/30/2012	97.99
53401300	AWWSC Other Ben OPEX	CF	9300005524	11/30/2012	357.00
53401300	AWWSC Other Ben OPEX	CF	9300005525	11/30/2012	1.12
53401300	AWWSC Other Ben OPEX	CF	9300005529	11/30/2012	113.94
53401300	AWWSC Other Ben OPEX	CF	9300005530	11/30/2012	111.03
53401300	AWWSC Other Ben OPEX	CF	9300005531	11/30/2012	128.25
53401300	AWWSC Other Ben OPEX	CF	9300005533	11/30/2012	90.60
53401300	AWWSC Other Ben OPEX	CF	9300005534	11/30/2012	3.80
53401300	AWWSC Other Ben OPEX	CF	9300005535	11/30/2012	81.66
53401300	AWWSC Other Ben OPEX	CF	9300005537	11/30/2012	3.21
53401300	AWWSC Other Ben OPEX	CF	9300005538	11/30/2012	330.16
53401300	AWWSC Other Ben OPEX	CF	9300005539	11/30/2012	295.49
53401300	AWWSC Other Ben OPEX	CF	9300005543	11/30/2012	63.87
53401300	AWWSC Other Ben OPEX	CF	9300005544	11/30/2012	85.09
53401300	AWWSC Other Ben OPEX	CF	9300005545	11/30/2012	246.31
53401300	AWWSC Other Ben OPEX	CF	9300005548	11/30/2012	451.80
53401300	AWWSC Other Ben OPEX	CF	9300005549	11/30/2012	170.16
53401300	AWWSC Other Ben OPEX	CF	9300005550	11/30/2012	25.39
53401300	AWWSC Other Ben OPEX	CF	9300005555	11/30/2012	1.95
53401300	AWWSC Other Ben OPEX	CF	9300005556	11/30/2012	3.34
53401300	AWWSC Other Ben OPEX	CF	9300005557	11/30/2012	0.78
53401300	AWWSC Other Ben OPEX	CF	9300005558	11/30/2012	(0.11)
53401300	AWWSC Other Ben OPEX	CF	9300005559	11/30/2012	0.21
53401300	AWWSC Other Ben OPEX	CF	9300005560	11/30/2012	(0.78)
53401300	AWWSC Other Ben OPEX	CF	9300005561	11/30/2012	(0.41)
53401300	AWWSC Other Ben OPEX	CF	9300005562	11/30/2012	22.34
53401300	AWWSC Other Ben OPEX	CF	9300005563	11/30/2012	0.08
53401300	AWWSC Other Ben OPEX	CF	9300005564	11/30/2012	2.73

Kentucky American Water Company  
Case No. 2012-00520  
Response to PSC DR1, Item 31

Account	Description	Doc Type	Document Number	Posting Date	Amount
53401300	AWWSC Other Ben OPEX	CF	9300005574	11/30/2012	54.83
53401300	AWWSC Other Ben OPEX	CF	9300005575	11/30/2012	26.06
53401300	AWWSC Other Ben OPEX	CF	9300005580	11/30/2012	151.94
53401300	AWWSC Other Ben OPEX	CF	9300005581	11/30/2012	36.74
53401300	AWWSC Other Ben OPEX	CF	9300005583	11/30/2012	84.12
53401300	AWWSC Other Ben OPEX	CF	9300005585	11/30/2012	132.72
53401300	AWWSC Other Ben OPEX	CF	9300005586	11/30/2012	70.99
53401300	AWWSC Other Ben OPEX	CF	9300005587	11/30/2012	265.88
53401300	AWWSC Other Ben OPEX	CF	9300005588	11/30/2012	(5.94)
53401300	AWWSC Other Ben OPEX	CF	9300005589	11/30/2012	62.83
53401300	AWWSC Other Ben OPEX	CF	9300005590	11/30/2012	98.78
53401300	AWWSC Other Ben OPEX	CF	9300005591	11/30/2012	426.40
53401300	AWWSC Other Ben OPEX	CF	9300005592	11/30/2012	43.38
53401300	AWWSC Other Ben OPEX	CF	9300005594	11/30/2012	135.27
53401300	AWWSC Other Ben OPEX	CF	9300005595	11/30/2012	31.30
53401300	AWWSC Other Ben OPEX	CF	9300005597	11/30/2012	88.97
53401300	AWWSC Other Ben OPEX	CF	9300005598	11/30/2012	4.40
53401300	AWWSC Other Ben OPEX	CF	9300005600	11/30/2012	(14.02)
53401300	AWWSC Other Ben OPEX	CF	9300005602	11/30/2012	1.67
53401300	AWWSC Other Ben OPEX	CF	9300005603	11/30/2012	516.52
53401300	AWWSC Other Ben OPEX	CF	9300005605	11/30/2012	245.73
53401300	AWWSC Other Ben OPEX	CF	9300005606	11/30/2012	3,469.32
53401300	AWWSC Other Ben OPEX	CF	9300005607	11/30/2012	375.84
53401300	AWWSC Other Ben OPEX	CF	9300005610	11/30/2012	116.54
53401300	AWWSC Other Ben OPEX	CF	9300005611	11/30/2012	162.95
53401300	AWWSC Other Ben OPEX	CF	9300005612	11/30/2012	58.65
53401300	AWWSC Other Ben OPEX	CF	9300005613	11/30/2012	322.89
53401300	AWWSC Other Ben OPEX	CF	9300005614	11/30/2012	4.59
53401300	AWWSC Other Ben OPEX	CF	9300005615	11/30/2012	473.63
53401300	AWWSC Other Ben OPEX	CF	9300005616	11/30/2012	377.07
53401300	AWWSC Other Ben OPEX	CF	9300005617	11/30/2012	1.38
53401300	AWWSC Other Ben OPEX	CF	9300005618	11/30/2012	28.24
53401300	AWWSC Other Ben OPEX	CF	9300005619	11/30/2012	1.61
53401300	AWWSC Other Ben OPEX	CF	9300005620	11/30/2012	50.33
53401300	AWWSC Other Ben OPEX	CF	9300005621	11/30/2012	24.27
53401300	AWWSC Other Ben OPEX	CF	9300005622	11/30/2012	32.51
53401300	AWWSC Other Ben OPEX	CF	9300005623	11/30/2012	4.46
53401300	AWWSC Other Ben OPEX	CF	9300005624	11/30/2012	5.56
53401300	AWWSC Other Ben OPEX	CF	9300005738	11/30/2012	0.84
53401300	AWWSC Other Ben OPEX	CF	9300005738	11/30/2012	(150.74)
53401300	AWWSC Other Ben OPEX	CF	9300005738	11/30/2012	(151.58)
53401300	AWWSC Other Ben OPEX	CF	9300005739	11/30/2012	26.22
53401300	AWWSC Other Ben OPEX	CF	9300005739	11/30/2012	30.35
53401300	AWWSC Other Ben OPEX	CF	9300005739	11/30/2012	14.52
53401300	AWWSC Other Ben OPEX	CF	9300005739	11/30/2012	29.81
53401300	AWWSC Other Ben OPEX	CF	9300005740	11/30/2012	6.61
53401300	AWWSC Other Ben OPEX	CF	9300005740	11/30/2012	(20.97)
53401300	AWWSC Other Ben OPEX	CF	9300005741	11/30/2012	20.01
53401300	AWWSC Other Ben OPEX	CF	9300005741	11/30/2012	(8.48)
53401300	AWWSC Other Ben OPEX	CF	9300005741	11/30/2012	2.22
53401300	AWWSC Other Ben OPEX	CF	9300005742	11/30/2012	15.17
53401300	AWWSC Other Ben OPEX	CF	9300005742	11/30/2012	158.37
53401300	AWWSC Other Ben OPEX	CF	9300005743	11/30/2012	24.86
53401300	AWWSC Other Ben OPEX	CF	9300005743	11/30/2012	16.56
53401300	AWWSC Other Ben OPEX	CF	9300005743	11/30/2012	(38.80)
53401300	AWWSC Other Ben OPEX	CF	9300005743	11/30/2012	38.87
53401300	AWWSC Other Ben OPEX	CF	9300005744	11/30/2012	4.26
53401300	AWWSC Other Ben OPEX	CF	9300005744	11/30/2012	43.87
53401300	AWWSC Other Ben OPEX	CF	9300005744	11/30/2012	57.93
53401300	AWWSC Other Ben OPEX	CF	9300005744	11/30/2012	15.34
53401300	AWWSC Other Ben OPEX	CF	9300005744	11/30/2012	1.41
53401300	AWWSC Other Ben OPEX	CF	9300005745	11/30/2012	88.99
53401300	AWWSC Other Ben OPEX	CF	9300005745	11/30/2012	112.19
53401300	AWWSC Other Ben OPEX	CF	9300005745	11/30/2012	15.18
53401300	AWWSC Other Ben OPEX	CF	9300005745	11/30/2012	(3.75)
53401300	AWWSC Other Ben OPEX	CF	9300005746	11/30/2012	4.41
53401300	AWWSC Other Ben OPEX	CF	9300005746	11/30/2012	(81.85)
53401300	AWWSC Other Ben OPEX	CF	9300005746	11/30/2012	(0.20)
53401300	AWWSC Other Ben OPEX	CF	9300005747	11/30/2012	40.90
53401300	AWWSC Other Ben OPEX	CF	9300005747	11/30/2012	(22.02)
53401300	AWWSC Other Ben OPEX	CF	9300005747	11/30/2012	3.89
53401300	AWWSC Other Ben OPEX	CF	9300005747	11/30/2012	0.22
53401300	AWWSC Other Ben OPEX	CF	9300005748	11/30/2012	6.00
53401300	AWWSC Other Ben OPEX	CF	9300005748	11/30/2012	47.50
53401300	AWWSC Other Ben OPEX	CF	9300005748	11/30/2012	7.98
53401300	AWWSC Other Ben OPEX	CF	9300005749	11/30/2012	(6.84)
53401300	AWWSC Other Ben OPEX	CF	9300005749	11/30/2012	(39.23)

Kentucky American Water Company  
Case No. 2012-00520  
Response to PSC DR1, Item 31

Account	Description	Doc Type	Document Number	Posting Date	Amount
53401300	AWWSC Other Ben OPEX	CF	9300005749	11/30/2012	12.64
53401300	AWWSC Other Ben OPEX	CF	9300005749	11/30/2012	50.02
53401300	AWWSC Other Ben OPEX	CF	9300005750	11/30/2012	104.38
53401300	AWWSC Other Ben OPEX	CF	9300005750	11/30/2012	(109.66)
53401300	AWWSC Other Ben OPEX	CF	9300005750	11/30/2012	(82.64)
53401300	AWWSC Other Ben OPEX	CF	9300005750	11/30/2012	(63.83)
53401300	AWWSC Other Ben OPEX	CF	9300005751	11/30/2012	(149.78)
53401300	AWWSC Other Ben OPEX	CF	9300005751	11/30/2012	(61.49)
53401300	AWWSC Other Ben OPEX	CF	9300005751	11/30/2012	23.71
53401300	AWWSC Other Ben OPEX	CF	9300005751	11/30/2012	(34.41)
53401300	AWWSC Other Ben OPEX	CF	9300005752	11/30/2012	0.34
53401300	AWWSC Other Ben OPEX	CF	9300005752	11/30/2012	(46.21)
53401300	AWWSC Other Ben OPEX	CF	9300005752	11/30/2012	(116.23)
53401300	AWWSC Other Ben OPEX	CF	9300005752	11/30/2012	20.61
53401300	AWWSC Other Ben OPEX	CF	9300005753	11/30/2012	0.08
53401300	AWWSC Other Ben OPEX	CF	9300005753	11/30/2012	(3.51)
53401300	AWWSC Other Ben OPEX	CF	9300005753	11/30/2012	(45.89)
53401300	AWWSC Other Ben OPEX	CF	9300005753	11/30/2012	(0.64)
53401300	AWWSC Other Ben OPEX	CF	9300005754	11/30/2012	(142.80)
53401300	AWWSC Other Ben OPEX	CF	9300005754	11/30/2012	1.30
53401300	AWWSC Other Ben OPEX	CF	9300005754	11/30/2012	(19.60)
53401300	AWWSC Other Ben OPEX	CF	9300005754	11/30/2012	(201.52)
53401300	AWWSC Other Ben OPEX	CF	9300005754	11/30/2012	0.88
53401300	AWWSC Other Ben OPEX	CF	9300005755	11/30/2012	(8.97)
53401300	AWWSC Other Ben OPEX	CF	9300005755	11/30/2012	40.43
53401300	AWWSC Other Ben OPEX	CF	9300005755	11/30/2012	0.67
53401300	AWWSC Other Ben OPEX	CF	9300005756	11/30/2012	(23.15)
53401300	AWWSC Other Ben OPEX	CF	9300005756	11/30/2012	(7.98)
53401300	AWWSC Other Ben OPEX	CF	9300005756	11/30/2012	(4.85)
53401300	AWWSC Other Ben OPEX	CF	9300005756	11/30/2012	2.89
53401300	AWWSC Other Ben OPEX	CF	9300005757	11/30/2012	(15.88)
53401300	AWWSC Other Ben OPEX	CF	9300005757	11/30/2012	46.48
53401300	AWWSC Other Ben OPEX	CF	9300005757	11/30/2012	103.55
53401300	AWWSC Other Ben OPEX	CF	9300005757	11/30/2012	(11.36)
53401300	AWWSC Other Ben OPEX	CF	9300005757	11/30/2012	(9.92)
53401300	AWWSC Other Ben OPEX	CF	9300005758	11/30/2012	0.57
53401300	AWWSC Other Ben OPEX	CF	9300005758	11/30/2012	0.65
53401300	AWWSC Other Ben OPEX	CF	9300005758	11/30/2012	1.16
53401300	AWWSC Other Ben OPEX	CF	9300005759	11/30/2012	152.70
53401300	AWWSC Other Ben OPEX	CF	9300005759	11/30/2012	1.11
53401300	AWWSC Other Ben OPEX	CF	9300005759	11/30/2012	(4.46)
53401300	AWWSC Other Ben OPEX	CF	9300005759	11/30/2012	1.42
53401300	AWWSC Other Ben OPEX	CF	9300005759	11/30/2012	(115.77)
53401300	AWWSC Other Ben OPEX	CF	9300005760	11/30/2012	(23.26)
53401300	AWWSC Other Ben OPEX	CF	9300005760	11/30/2012	23.10
53401300	AWWSC Other Ben OPEX	CF	9300005760	11/30/2012	(519.57)
53401300	AWWSC Other Ben OPEX	CF	9300005760	11/30/2012	(304.51)
53401300	AWWSC Other Ben OPEX	CF	9300005761	11/30/2012	(73.13)
53401300	AWWSC Other Ben OPEX	CF	9300005761	11/30/2012	(216.07)
53401300	AWWSC Other Ben OPEX	CF	9300005761	11/30/2012	(142.44)
53401300	AWWSC Other Ben OPEX	CF	9300005761	11/30/2012	59.82
53401300	AWWSC Other Ben OPEX	CF	9300005762	11/30/2012	(0.85)
53401300	AWWSC Other Ben OPEX	CF	9300005762	11/30/2012	0.73
53401300	AWWSC Other Ben OPEX	CF	9300005762	11/30/2012	18.32
53401300	AWWSC Other Ben OPEX	CF	9300005762	11/30/2012	0.65
53401300	AWWSC Other Ben OPEX	CF	9300005762	11/30/2012	0.09
53401300	AWWSC Other Ben OPEX	CF	9300005763	11/30/2012	0.87
53401300	AWWSC Other Ben OPEX	CF	9300005763	11/30/2012	2.01
53401300	AWWSC Other Ben OPEX	CF	9300005763	11/30/2012	0.66
53401400	AWWSC Cont Svcs OPEX	CF	9300005037	11/30/2012	7,619.09
53401400	AWWSC Cont Svcs OPEX	CF	9300005041	11/30/2012	6,085.53
53401400	AWWSC Cont Svcs OPEX	CF	9300005076	11/30/2012	373.85
53401400	AWWSC Cont Svcs OPEX	CF	9300005079	11/30/2012	1.61
53401400	AWWSC Cont Svcs OPEX	CF	9300005080	11/30/2012	45.81
53401400	AWWSC Cont Svcs OPEX	CF	9300005339	11/30/2012	191.74
53401400	AWWSC Cont Svcs OPEX	CF	9300005341	11/30/2012	36.89
53401400	AWWSC Cont Svcs OPEX	CF	9300005342	11/30/2012	209.02
53401400	AWWSC Cont Svcs OPEX	CF	9300005345	11/30/2012	(4.84)
53401400	AWWSC Cont Svcs OPEX	CF	9300005346	11/30/2012	495.74
53401400	AWWSC Cont Svcs OPEX	CF	9300005352	11/30/2012	7.30
53401400	AWWSC Cont Svcs OPEX	CF	9300005358	11/30/2012	728.58
53401400	AWWSC Cont Svcs OPEX	CF	9300005359	11/30/2012	811.85
53401400	AWWSC Cont Svcs OPEX	CF	9300005361	11/30/2012	(1,064.81)
53401400	AWWSC Cont Svcs OPEX	CF	9300005365	11/30/2012	291.79
53401400	AWWSC Cont Svcs OPEX	CF	9300005370	11/30/2012	2,139.93
53401400	AWWSC Cont Svcs OPEX	CF	9300005372	11/30/2012	95.24
53401400	AWWSC Cont Svcs OPEX	CF	9300005373	11/30/2012	669.23

Kentucky American Water Company  
Case No. 2012-00520  
Response to PSC DR1, Item 31

Account	Description	Doc Type	Document Number	Posting Date	Amount
53401400	AWWSC Cont Svcs OPEX	CF	9300005374	11/30/2012	148.29
53401400	AWWSC Cont Svcs OPEX	CF	9300005375	11/30/2012	2,846.84
53401400	AWWSC Cont Svcs OPEX	CF	9300005380	11/30/2012	388.12
53401400	AWWSC Cont Svcs OPEX	CF	9300005381	11/30/2012	1,501.83
53401400	AWWSC Cont Svcs OPEX	CF	9300005382	11/30/2012	782.77
53401400	AWWSC Cont Svcs OPEX	CF	9300005384	11/30/2012	1,135.07
53401400	AWWSC Cont Svcs OPEX	CF	9300005399	11/30/2012	15,941.06
53401400	AWWSC Cont Svcs OPEX	CF	9300005410	11/30/2012	260.02
53401400	AWWSC Cont Svcs OPEX	CF	9300005412	11/30/2012	445.22
53401400	AWWSC Cont Svcs OPEX	CF	9300005422	11/30/2012	17.05
53401400	AWWSC Cont Svcs OPEX	CF	9300005437	11/30/2012	36.52
53401400	AWWSC Cont Svcs OPEX	CF	9300005439	11/30/2012	1,823.71
53401400	AWWSC Cont Svcs OPEX	CF	9300005440	11/30/2012	562.39
53401400	AWWSC Cont Svcs OPEX	CF	9300005441	11/30/2012	2,379.73
53401400	AWWSC Cont Svcs OPEX	CF	9300005442	11/30/2012	818.15
53401400	AWWSC Cont Svcs OPEX	CF	9300005443	11/30/2012	2,046.75
53401400	AWWSC Cont Svcs OPEX	CF	9300005446	11/30/2012	456.85
53401400	AWWSC Cont Svcs OPEX	CF	9300005447	11/30/2012	1,935.04
53401400	AWWSC Cont Svcs OPEX	CF	9300005449	11/30/2012	88.49
53401400	AWWSC Cont Svcs OPEX	CF	9300005451	11/30/2012	0.85
53401400	AWWSC Cont Svcs OPEX	CF	9300005452	11/30/2012	287.56
53401400	AWWSC Cont Svcs OPEX	CF	9300005453	11/30/2012	994.22
53401400	AWWSC Cont Svcs OPEX	CF	9300005454	11/30/2012	1,784.78
53401400	AWWSC Cont Svcs OPEX	CF	9300005458	11/30/2012	1,594.15
53401400	AWWSC Cont Svcs OPEX	CF	9300005459	11/30/2012	1,063.82
53401400	AWWSC Cont Svcs OPEX	CF	9300005460	11/30/2012	648.65
53401400	AWWSC Cont Svcs OPEX	CF	9300005461	11/30/2012	44.31
53401400	AWWSC Cont Svcs OPEX	CF	9300005462	11/30/2012	965.37
53401400	AWWSC Cont Svcs OPEX	CF	9300005464	11/30/2012	264.20
53401400	AWWSC Cont Svcs OPEX	CF	9300005465	11/30/2012	6,288.33
53401400	AWWSC Cont Svcs OPEX	CF	9300005468	11/30/2012	(6.16)
53401400	AWWSC Cont Svcs OPEX	CF	9300005469	11/30/2012	590.71
53401400	AWWSC Cont Svcs OPEX	CF	9300005470	11/30/2012	3,256.42
53401400	AWWSC Cont Svcs OPEX	CF	9300005472	11/30/2012	592.90
53401400	AWWSC Cont Svcs OPEX	CF	9300005473	11/30/2012	0.08
53401400	AWWSC Cont Svcs OPEX	CF	9300005477	11/30/2012	640.82
53401400	AWWSC Cont Svcs OPEX	CF	9300005485	11/30/2012	132.34
53401400	AWWSC Cont Svcs OPEX	CF	9300005486	11/30/2012	82.12
53401400	AWWSC Cont Svcs OPEX	CF	9300005490	11/30/2012	15,697.27
53401400	AWWSC Cont Svcs OPEX	CF	9300005491	11/30/2012	339.26
53401400	AWWSC Cont Svcs OPEX	CF	9300005492	11/30/2012	1,984.81
53401400	AWWSC Cont Svcs OPEX	CF	9300005493	11/30/2012	1,277.73
53401400	AWWSC Cont Svcs OPEX	CF	9300005495	11/30/2012	917.98
53401400	AWWSC Cont Svcs OPEX	CF	9300005499	11/30/2012	1.63
53401400	AWWSC Cont Svcs OPEX	CF	9300005500	11/30/2012	26.39
53401400	AWWSC Cont Svcs OPEX	CF	9300005502	11/30/2012	83.88
53401400	AWWSC Cont Svcs OPEX	CF	9300005504	11/30/2012	680.10
53401400	AWWSC Cont Svcs OPEX	CF	9300005506	11/30/2012	118.29
53401400	AWWSC Cont Svcs OPEX	CF	9300005508	11/30/2012	311.09
53401400	AWWSC Cont Svcs OPEX	CF	9300005510	11/30/2012	(433.78)
53401400	AWWSC Cont Svcs OPEX	CF	9300005512	11/30/2012	220.02
53401400	AWWSC Cont Svcs OPEX	CF	9300005517	11/30/2012	0.42
53401400	AWWSC Cont Svcs OPEX	CF	9300005519	11/30/2012	(256.68)
53401400	AWWSC Cont Svcs OPEX	CF	9300005520	11/30/2012	2,724.20
53401400	AWWSC Cont Svcs OPEX	CF	9300005523	11/30/2012	(0.77)
53401400	AWWSC Cont Svcs OPEX	CF	9300005524	11/30/2012	714.60
53401400	AWWSC Cont Svcs OPEX	CF	9300005529	11/30/2012	1,046.43
53401400	AWWSC Cont Svcs OPEX	CF	9300005530	11/30/2012	238.74
53401400	AWWSC Cont Svcs OPEX	CF	9300005533	11/30/2012	1,013.00
53401400	AWWSC Cont Svcs OPEX	CF	9300005535	11/30/2012	(1,503.15)
53401400	AWWSC Cont Svcs OPEX	CF	9300005537	11/30/2012	0.54
53401400	AWWSC Cont Svcs OPEX	CF	9300005538	11/30/2012	(14,602.99)
53401400	AWWSC Cont Svcs OPEX	CF	9300005545	11/30/2012	(323.68)
53401400	AWWSC Cont Svcs OPEX	CF	9300005547	11/30/2012	11.74
53401400	AWWSC Cont Svcs OPEX	CF	9300005560	11/30/2012	(0.45)
53401400	AWWSC Cont Svcs OPEX	CF	9300005564	11/30/2012	112.40
53401400	AWWSC Cont Svcs OPEX	CF	9300005577	11/30/2012	32.45
53401400	AWWSC Cont Svcs OPEX	CF	9300005583	11/30/2012	220.54
53401400	AWWSC Cont Svcs OPEX	CF	9300005585	11/30/2012	7.10
53401400	AWWSC Cont Svcs OPEX	CF	9300005588	11/30/2012	7.96
53401400	AWWSC Cont Svcs OPEX	CF	9300005589	11/30/2012	712.99
53401400	AWWSC Cont Svcs OPEX	CF	9300005592	11/30/2012	0.93
53401400	AWWSC Cont Svcs OPEX	CF	9300005600	11/30/2012	175.20
53401400	AWWSC Cont Svcs OPEX	CF	9300005609	11/30/2012	972.93
53401400	AWWSC Cont Svcs OPEX	CF	9300005615	11/30/2012	1,285.88
53401400	AWWSC Cont Svcs OPEX	CF	9300005616	11/30/2012	2,209.55
53401400	AWWSC Cont Svcs OPEX	CF	9300005738	11/30/2012	(59.08)

Kentucky American Water Company  
Case No. 2012-00520  
Response to PSC DR1, Item 31

Account	Description	Doc Type	Document Number	Posting Date	Amount
53401400	AWWSC Cont Svcs OPEX	CF	9300005740	11/30/2012	20.48
53401400	AWWSC Cont Svcs OPEX	CF	9300005741	11/30/2012	(0.38)
53401400	AWWSC Cont Svcs OPEX	CF	9300005742	11/30/2012	(105.84)
53401400	AWWSC Cont Svcs OPEX	CF	9300005742	11/30/2012	1.42
53401400	AWWSC Cont Svcs OPEX	CF	9300005743	11/30/2012	(61.05)
53401400	AWWSC Cont Svcs OPEX	CF	9300005746	11/30/2012	112.91
53401400	AWWSC Cont Svcs OPEX	CF	9300005746	11/30/2012	(199.94)
53401400	AWWSC Cont Svcs OPEX	CF	9300005747	11/30/2012	23.26
53401400	AWWSC Cont Svcs OPEX	CF	9300005747	11/30/2012	27.18
53401400	AWWSC Cont Svcs OPEX	CF	9300005749	11/30/2012	(32.55)
53401400	AWWSC Cont Svcs OPEX	CF	9300005750	11/30/2012	165.86
53401400	AWWSC Cont Svcs OPEX	CF	9300005752	11/30/2012	76.08
53401400	AWWSC Cont Svcs OPEX	CF	9300005753	11/30/2012	47.84
53401400	AWWSC Cont Svcs OPEX	CF	9300005755	11/30/2012	2,761.69
53401400	AWWSC Cont Svcs OPEX	CF	9300005755	11/30/2012	39.49
53401400	AWWSC Cont Svcs OPEX	CF	9300005756	11/30/2012	81.67
53401400	AWWSC Cont Svcs OPEX	CF	9300005759	11/30/2012	93.47
53401400	AWWSC Cont Svcs OPEX	CF	9300005760	11/30/2012	8.38
53401400	AWWSC Cont Svcs OPEX	CF	9300005760	11/30/2012	(188.25)
53401400	AWWSC Cont Svcs OPEX	CF	9300005761	11/30/2012	(258.40)
53401400	AWWSC Cont Svcs OPEX	CF	9300005762	11/30/2012	0.04
53401500	AWWSC Off Suppl OPEX	CF	9300005035	11/30/2012	122.53
53401500	AWWSC Off Suppl OPEX	CF	9300005037	11/30/2012	1,001.10
53401500	AWWSC Off Suppl OPEX	CF	9300005038	11/30/2012	5.12
53401500	AWWSC Off Suppl OPEX	CF	9300005041	11/30/2012	1,113.11
53401500	AWWSC Off Suppl OPEX	CF	9300005042	11/30/2012	4.66
53401500	AWWSC Off Suppl OPEX	CF	9300005043	11/30/2012	146.48
53401500	AWWSC Off Suppl OPEX	CF	9300005056	11/30/2012	1.77
53401500	AWWSC Off Suppl OPEX	CF	9300005062	11/30/2012	23.00
53401500	AWWSC Off Suppl OPEX	CF	9300005072	11/30/2012	37.49
53401500	AWWSC Off Suppl OPEX	CF	9300005075	11/30/2012	112.29
53401500	AWWSC Off Suppl OPEX	CF	9300005076	11/30/2012	1.33
53401500	AWWSC Off Suppl OPEX	CF	9300005077	11/30/2012	31.17
53401500	AWWSC Off Suppl OPEX	CF	9300005079	11/30/2012	30.09
53401500	AWWSC Off Suppl OPEX	CF	9300005084	11/30/2012	2,189.25
53401500	AWWSC Off Suppl OPEX	CF	9300005333	11/30/2012	582.21
53401500	AWWSC Off Suppl OPEX	CF	9300005335	11/30/2012	3.13
53401500	AWWSC Off Suppl OPEX	CF	9300005337	11/30/2012	4.28
53401500	AWWSC Off Suppl OPEX	CF	9300005338	11/30/2012	911.71
53401500	AWWSC Off Suppl OPEX	CF	9300005339	11/30/2012	137.63
53401500	AWWSC Off Suppl OPEX	CF	9300005340	11/30/2012	515.60
53401500	AWWSC Off Suppl OPEX	CF	9300005341	11/30/2012	192.76
53401500	AWWSC Off Suppl OPEX	CF	9300005342	11/30/2012	81.75
53401500	AWWSC Off Suppl OPEX	CF	9300005343	11/30/2012	1,546.98
53401500	AWWSC Off Suppl OPEX	CF	9300005344	11/30/2012	7.66
53401500	AWWSC Off Suppl OPEX	CF	9300005345	11/30/2012	867.08
53401500	AWWSC Off Suppl OPEX	CF	9300005346	11/30/2012	1,502.52
53401500	AWWSC Off Suppl OPEX	CF	9300005351	11/30/2012	11.86
53401500	AWWSC Off Suppl OPEX	CF	9300005352	11/30/2012	625.10
53401500	AWWSC Off Suppl OPEX	CF	9300005357	11/30/2012	1.42
53401500	AWWSC Off Suppl OPEX	CF	9300005369	11/30/2012	33.30
53401500	AWWSC Off Suppl OPEX	CF	9300005370	11/30/2012	285.52
53401500	AWWSC Off Suppl OPEX	CF	9300005371	11/30/2012	(286.96)
53401500	AWWSC Off Suppl OPEX	CF	9300005372	11/30/2012	71.42
53401500	AWWSC Off Suppl OPEX	CF	9300005373	11/30/2012	127.99
53401500	AWWSC Off Suppl OPEX	CF	9300005374	11/30/2012	157.89
53401500	AWWSC Off Suppl OPEX	CF	9300005375	11/30/2012	32.30
53401500	AWWSC Off Suppl OPEX	CF	9300005378	11/30/2012	34.54
53401500	AWWSC Off Suppl OPEX	CF	9300005380	11/30/2012	113.25
53401500	AWWSC Off Suppl OPEX	CF	9300005381	11/30/2012	41.19
53401500	AWWSC Off Suppl OPEX	CF	9300005382	11/30/2012	334.76
53401500	AWWSC Off Suppl OPEX	CF	9300005387	11/30/2012	55.22
53401500	AWWSC Off Suppl OPEX	CF	9300005388	11/30/2012	21.44
53401500	AWWSC Off Suppl OPEX	CF	9300005389	11/30/2012	32.35
53401500	AWWSC Off Suppl OPEX	CF	9300005391	11/30/2012	103.20
53401500	AWWSC Off Suppl OPEX	CF	9300005392	11/30/2012	130.43
53401500	AWWSC Off Suppl OPEX	CF	9300005393	11/30/2012	3.41
53401500	AWWSC Off Suppl OPEX	CF	9300005395	11/30/2012	2.88
53401500	AWWSC Off Suppl OPEX	CF	9300005396	11/30/2012	188.80
53401500	AWWSC Off Suppl OPEX	CF	9300005398	11/30/2012	30.87
53401500	AWWSC Off Suppl OPEX	CF	9300005399	11/30/2012	657.27
53401500	AWWSC Off Suppl OPEX	CF	9300005400	11/30/2012	20.55
53401500	AWWSC Off Suppl OPEX	CF	9300005401	11/30/2012	6.62
53401500	AWWSC Off Suppl OPEX	CF	9300005402	11/30/2012	17.44
53401500	AWWSC Off Suppl OPEX	CF	9300005403	11/30/2012	19.12
53401500	AWWSC Off Suppl OPEX	CF	9300005408	11/30/2012	11.43
53401500	AWWSC Off Suppl OPEX	CF	9300005409	11/30/2012	14.85

Kentucky American Water Company  
Case No. 2012-00520  
Response to PSC DR1, Item 31

Account	Description	Doc Type	Document Number	Posting Date	Amount
53401500	AWWSC Off Suppl OPEX	CF	9300005410	11/30/2012	161.02
53401500	AWWSC Off Suppl OPEX	CF	9300005411	11/30/2012	0.43
53401500	AWWSC Off Suppl OPEX	CF	9300005412	11/30/2012	252.36
53401500	AWWSC Off Suppl OPEX	CF	9300005413	11/30/2012	39.89
53401500	AWWSC Off Suppl OPEX	CF	9300005414	11/30/2012	115.01
53401500	AWWSC Off Suppl OPEX	CF	9300005416	11/30/2012	35.35
53401500	AWWSC Off Suppl OPEX	CF	9300005417	11/30/2012	209.06
53401500	AWWSC Off Suppl OPEX	CF	9300005419	11/30/2012	20.20
53401500	AWWSC Off Suppl OPEX	CF	9300005420	11/30/2012	9.75
53401500	AWWSC Off Suppl OPEX	CF	9300005422	11/30/2012	131.17
53401500	AWWSC Off Suppl OPEX	CF	9300005423	11/30/2012	0.71
53401500	AWWSC Off Suppl OPEX	CF	9300005424	11/30/2012	11.16
53401500	AWWSC Off Suppl OPEX	CF	9300005425	11/30/2012	1.00
53401500	AWWSC Off Suppl OPEX	CF	9300005426	11/30/2012	50.64
53401500	AWWSC Off Suppl OPEX	CF	9300005428	11/30/2012	357.33
53401500	AWWSC Off Suppl OPEX	CF	9300005433	11/30/2012	37.14
53401500	AWWSC Off Suppl OPEX	CF	9300005434	11/30/2012	75.49
53401500	AWWSC Off Suppl OPEX	CF	9300005435	11/30/2012	1.50
53401500	AWWSC Off Suppl OPEX	CF	9300005436	11/30/2012	11.43
53401500	AWWSC Off Suppl OPEX	CF	9300005437	11/30/2012	33.10
53401500	AWWSC Off Suppl OPEX	CF	9300005438	11/30/2012	14.60
53401500	AWWSC Off Suppl OPEX	CF	9300005439	11/30/2012	54.48
53401500	AWWSC Off Suppl OPEX	CF	9300005440	11/30/2012	19.45
53401500	AWWSC Off Suppl OPEX	CF	9300005441	11/30/2012	6.45
53401500	AWWSC Off Suppl OPEX	CF	9300005442	11/30/2012	10.63
53401500	AWWSC Off Suppl OPEX	CF	9300005443	11/30/2012	40.20
53401500	AWWSC Off Suppl OPEX	CF	9300005444	11/30/2012	256.76
53401500	AWWSC Off Suppl OPEX	CF	9300005445	11/30/2012	5.00
53401500	AWWSC Off Suppl OPEX	CF	9300005446	11/30/2012	19.59
53401500	AWWSC Off Suppl OPEX	CF	9300005447	11/30/2012	137.80
53401500	AWWSC Off Suppl OPEX	CF	9300005448	11/30/2012	2.07
53401500	AWWSC Off Suppl OPEX	CF	9300005450	11/30/2012	3.68
53401500	AWWSC Off Suppl OPEX	CF	9300005451	11/30/2012	346.76
53401500	AWWSC Off Suppl OPEX	CF	9300005452	11/30/2012	420.46
53401500	AWWSC Off Suppl OPEX	CF	9300005453	11/30/2012	(21,223.56)
53401500	AWWSC Off Suppl OPEX	CF	9300005454	11/30/2012	247.52
53401500	AWWSC Off Suppl OPEX	CF	9300005455	11/30/2012	7.33
53401500	AWWSC Off Suppl OPEX	CF	9300005458	11/30/2012	184.88
53401500	AWWSC Off Suppl OPEX	CF	9300005459	11/30/2012	885.37
53401500	AWWSC Off Suppl OPEX	CF	9300005460	11/30/2012	33.42
53401500	AWWSC Off Suppl OPEX	CF	9300005461	11/30/2012	128.43
53401500	AWWSC Off Suppl OPEX	CF	9300005462	11/30/2012	152.96
53401500	AWWSC Off Suppl OPEX	CF	9300005463	11/30/2012	489.59
53401500	AWWSC Off Suppl OPEX	CF	9300005464	11/30/2012	260.94
53401500	AWWSC Off Suppl OPEX	CF	9300005465	11/30/2012	176.48
53401500	AWWSC Off Suppl OPEX	CF	9300005466	11/30/2012	94.80
53401500	AWWSC Off Suppl OPEX	CF	9300005467	11/30/2012	45.66
53401500	AWWSC Off Suppl OPEX	CF	9300005468	11/30/2012	223.61
53401500	AWWSC Off Suppl OPEX	CF	9300005469	11/30/2012	344.78
53401500	AWWSC Off Suppl OPEX	CF	9300005470	11/30/2012	318.16
53401500	AWWSC Off Suppl OPEX	CF	9300005472	11/30/2012	67.13
53401500	AWWSC Off Suppl OPEX	CF	9300005473	11/30/2012	523.12
53401500	AWWSC Off Suppl OPEX	CF	9300005474	11/30/2012	113.88
53401500	AWWSC Off Suppl OPEX	CF	9300005475	11/30/2012	32.37
53401500	AWWSC Off Suppl OPEX	CF	9300005477	11/30/2012	(10.15)
53401500	AWWSC Off Suppl OPEX	CF	9300005478	11/30/2012	2.07
53401500	AWWSC Off Suppl OPEX	CF	9300005479	11/30/2012	38.32
53401500	AWWSC Off Suppl OPEX	CF	9300005480	11/30/2012	109.43
53401500	AWWSC Off Suppl OPEX	CF	9300005481	11/30/2012	132.45
53401500	AWWSC Off Suppl OPEX	CF	9300005482	11/30/2012	5.97
53401500	AWWSC Off Suppl OPEX	CF	9300005483	11/30/2012	161.42
53401500	AWWSC Off Suppl OPEX	CF	9300005484	11/30/2012	92.35
53401500	AWWSC Off Suppl OPEX	CF	9300005485	11/30/2012	58.98
53401500	AWWSC Off Suppl OPEX	CF	9300005488	11/30/2012	116.67
53401500	AWWSC Off Suppl OPEX	CF	9300005491	11/30/2012	75.82
53401500	AWWSC Off Suppl OPEX	CF	9300005492	11/30/2012	237.50
53401500	AWWSC Off Suppl OPEX	CF	9300005493	11/30/2012	109.93
53401500	AWWSC Off Suppl OPEX	CF	9300005494	11/30/2012	132.67
53401500	AWWSC Off Suppl OPEX	CF	9300005495	11/30/2012	287.95
53401500	AWWSC Off Suppl OPEX	CF	9300005497	11/30/2012	481.34
53401500	AWWSC Off Suppl OPEX	CF	9300005499	11/30/2012	27.63
53401500	AWWSC Off Suppl OPEX	CF	9300005500	11/30/2012	592.60
53401500	AWWSC Off Suppl OPEX	CF	9300005502	11/30/2012	907.54
53401500	AWWSC Off Suppl OPEX	CF	9300005503	11/30/2012	414.81
53401500	AWWSC Off Suppl OPEX	CF	9300005504	11/30/2012	41.73
53401500	AWWSC Off Suppl OPEX	CF	9300005506	11/30/2012	165.57
53401500	AWWSC Off Suppl OPEX	CF	9300005507	11/30/2012	(502.23)

Kentucky American Water Company  
Case No. 2012-00520  
Response to PSC DR1, Item 31

Account	Description	Doc Type	Document Number	Posting Date	Amount
53401500	AWWSC Off Suppl OPEX	CF	9300005508	11/30/2012	88.58
53401500	AWWSC Off Suppl OPEX	CF	9300005509	11/30/2012	104.08
53401500	AWWSC Off Suppl OPEX	CF	9300005511	11/30/2012	16.60
53401500	AWWSC Off Suppl OPEX	CF	9300005515	11/30/2012	567.16
53401500	AWWSC Off Suppl OPEX	CF	9300005517	11/30/2012	109.39
53401500	AWWSC Off Suppl OPEX	CF	9300005520	11/30/2012	95.84
53401500	AWWSC Off Suppl OPEX	CF	9300005522	11/30/2012	20.66
53401500	AWWSC Off Suppl OPEX	CF	9300005523	11/30/2012	(26.52)
53401500	AWWSC Off Suppl OPEX	CF	9300005524	11/30/2012	7.87
53401500	AWWSC Off Suppl OPEX	CF	9300005527	11/30/2012	216.24
53401500	AWWSC Off Suppl OPEX	CF	9300005529	11/30/2012	229.99
53401500	AWWSC Off Suppl OPEX	CF	9300005530	11/30/2012	507.29
53401500	AWWSC Off Suppl OPEX	CF	9300005531	11/30/2012	(30.30)
53401500	AWWSC Off Suppl OPEX	CF	9300005533	11/30/2012	672.84
53401500	AWWSC Off Suppl OPEX	CF	9300005534	11/30/2012	14.03
53401500	AWWSC Off Suppl OPEX	CF	9300005535	11/30/2012	752.88
53401500	AWWSC Off Suppl OPEX	CF	9300005538	11/30/2012	1,907.05
53401500	AWWSC Off Suppl OPEX	CF	9300005539	11/30/2012	36.61
53401500	AWWSC Off Suppl OPEX	CF	9300005543	11/30/2012	(2,394.63)
53401500	AWWSC Off Suppl OPEX	CF	9300005544	11/30/2012	934.91
53401500	AWWSC Off Suppl OPEX	CF	9300005545	11/30/2012	3,993.85
53401500	AWWSC Off Suppl OPEX	CF	9300005546	11/30/2012	5.56
53401500	AWWSC Off Suppl OPEX	CF	9300005548	11/30/2012	1,074.37
53401500	AWWSC Off Suppl OPEX	CF	9300005549	11/30/2012	336.97
53401500	AWWSC Off Suppl OPEX	CF	9300005550	11/30/2012	608.81
53401500	AWWSC Off Suppl OPEX	CF	9300005551	11/30/2012	237.23
53401500	AWWSC Off Suppl OPEX	CF	9300005552	11/30/2012	3.08
53401500	AWWSC Off Suppl OPEX	CF	9300005553	11/30/2012	17.40
53401500	AWWSC Off Suppl OPEX	CF	9300005554	11/30/2012	125.69
53401500	AWWSC Off Suppl OPEX	CF	9300005555	11/30/2012	22.51
53401500	AWWSC Off Suppl OPEX	CF	9300005562	11/30/2012	40.48
53401500	AWWSC Off Suppl OPEX	CF	9300005563	11/30/2012	97.45
53401500	AWWSC Off Suppl OPEX	CF	9300005564	11/30/2012	25.48
53401500	AWWSC Off Suppl OPEX	CF	9300005565	11/30/2012	0.03
53401500	AWWSC Off Suppl OPEX	CF	9300005566	11/30/2012	1.07
53401500	AWWSC Off Suppl OPEX	CF	9300005567	11/30/2012	(3.81)
53401500	AWWSC Off Suppl OPEX	CF	9300005568	11/30/2012	3,201.20
53401500	AWWSC Off Suppl OPEX	CF	9300005569	11/30/2012	283.66
53401500	AWWSC Off Suppl OPEX	CF	9300005573	11/30/2012	57.20
53401500	AWWSC Off Suppl OPEX	CF	9300005574	11/30/2012	(464.42)
53401500	AWWSC Off Suppl OPEX	CF	9300005577	11/30/2012	282.71
53401500	AWWSC Off Suppl OPEX	CF	9300005578	11/30/2012	41.65
53401500	AWWSC Off Suppl OPEX	CF	9300005580	11/30/2012	1,378.07
53401500	AWWSC Off Suppl OPEX	CF	9300005581	11/30/2012	679.64
53401500	AWWSC Off Suppl OPEX	CF	9300005583	11/30/2012	327.31
53401500	AWWSC Off Suppl OPEX	CF	9300005585	11/30/2012	1,507.86
53401500	AWWSC Off Suppl OPEX	CF	9300005586	11/30/2012	734.51
53401500	AWWSC Off Suppl OPEX	CF	9300005587	11/30/2012	3,572.68
53401500	AWWSC Off Suppl OPEX	CF	9300005588	11/30/2012	212.19
53401500	AWWSC Off Suppl OPEX	CF	9300005589	11/30/2012	(2.83)
53401500	AWWSC Off Suppl OPEX	CF	9300005592	11/30/2012	389.38
53401500	AWWSC Off Suppl OPEX	CF	9300005593	11/30/2012	1.17
53401500	AWWSC Off Suppl OPEX	CF	9300005594	11/30/2012	219.49
53401500	AWWSC Off Suppl OPEX	CF	9300005595	11/30/2012	745.62
53401500	AWWSC Off Suppl OPEX	CF	9300005597	11/30/2012	118.51
53401500	AWWSC Off Suppl OPEX	CF	9300005598	11/30/2012	(99.06)
53401500	AWWSC Off Suppl OPEX	CF	9300005600	11/30/2012	(64.47)
53401500	AWWSC Off Suppl OPEX	CF	9300005603	11/30/2012	1,782.30
53401500	AWWSC Off Suppl OPEX	CF	9300005604	11/30/2012	30.92
53401500	AWWSC Off Suppl OPEX	CF	9300005605	11/30/2012	205.67
53401500	AWWSC Off Suppl OPEX	CF	9300005606	11/30/2012	934.73
53401500	AWWSC Off Suppl OPEX	CF	9300005607	11/30/2012	924.40
53401500	AWWSC Off Suppl OPEX	CF	9300005613	11/30/2012	128.63
53401500	AWWSC Off Suppl OPEX	CF	9300005621	11/30/2012	306.80
53401500	AWWSC Off Suppl OPEX	CF	9300005622	11/30/2012	187.56
53401500	AWWSC Off Suppl OPEX	CF	9300005738	11/30/2012	(1,173.18)
53401500	AWWSC Off Suppl OPEX	CF	9300005738	11/30/2012	(625.73)
53401500	AWWSC Off Suppl OPEX	CF	9300005738	11/30/2012	(577.31)
53401500	AWWSC Off Suppl OPEX	CF	9300005738	11/30/2012	(0.93)
53401500	AWWSC Off Suppl OPEX	CF	9300005738	11/30/2012	(65.87)
53401500	AWWSC Off Suppl OPEX	CF	9300005739	11/30/2012	(124.87)
53401500	AWWSC Off Suppl OPEX	CF	9300005739	11/30/2012	13.27
53401500	AWWSC Off Suppl OPEX	CF	9300005740	11/30/2012	(158.18)
53401500	AWWSC Off Suppl OPEX	CF	9300005740	11/30/2012	92.69
53401500	AWWSC Off Suppl OPEX	CF	9300005740	11/30/2012	(55.90)
53401500	AWWSC Off Suppl OPEX	CF	9300005740	11/30/2012	(100.13)
53401500	AWWSC Off Suppl OPEX	CF	9300005741	11/30/2012	(13.94)



Kentucky American Water Company  
Case No. 2012-00520  
Response to PSC DR1, Item 31

Account	Description	Doc Type	Document Number	Posting Date	Amount
53401500	AWWSC Off Suppl OPEX	CF	9300005741	11/30/2012	(64.41)
53401500	AWWSC Off Suppl OPEX	CF	9300005741	11/30/2012	(155.78)
53401500	AWWSC Off Suppl OPEX	CF	9300005741	11/30/2012	(79.53)
53401500	AWWSC Off Suppl OPEX	CF	9300005742	11/30/2012	(16.25)
53401500	AWWSC Off Suppl OPEX	CF	9300005742	11/30/2012	(11.12)
53401500	AWWSC Off Suppl OPEX	CF	9300005742	11/30/2012	26.58
53401500	AWWSC Off Suppl OPEX	CF	9300005742	11/30/2012	439.52
53401500	AWWSC Off Suppl OPEX	CF	9300005743	11/30/2012	30.26
53401500	AWWSC Off Suppl OPEX	CF	9300005743	11/30/2012	(408.03)
53401500	AWWSC Off Suppl OPEX	CF	9300005743	11/30/2012	(177.84)
53401500	AWWSC Off Suppl OPEX	CF	9300005744	11/30/2012	(12.55)
53401500	AWWSC Off Suppl OPEX	CF	9300005744	11/30/2012	1,623.20
53401500	AWWSC Off Suppl OPEX	CF	9300005744	11/30/2012	(13.22)
53401500	AWWSC Off Suppl OPEX	CF	9300005745	11/30/2012	(35.18)
53401500	AWWSC Off Suppl OPEX	CF	9300005745	11/30/2012	0.07
53401500	AWWSC Off Suppl OPEX	CF	9300005746	11/30/2012	(6.06)
53401500	AWWSC Off Suppl OPEX	CF	9300005746	11/30/2012	(167.52)
53401500	AWWSC Off Suppl OPEX	CF	9300005746	11/30/2012	(0.84)
53401500	AWWSC Off Suppl OPEX	CF	9300005746	11/30/2012	(1.60)
53401500	AWWSC Off Suppl OPEX	CF	9300005746	11/30/2012	2.27
53401500	AWWSC Off Suppl OPEX	CF	9300005746	11/30/2012	(8.76)
53401500	AWWSC Off Suppl OPEX	CF	9300005747	11/30/2012	(99.85)
53401500	AWWSC Off Suppl OPEX	CF	9300005747	11/30/2012	(310.05)
53401500	AWWSC Off Suppl OPEX	CF	9300005747	11/30/2012	(3.79)
53401500	AWWSC Off Suppl OPEX	CF	9300005748	11/30/2012	35.25
53401500	AWWSC Off Suppl OPEX	CF	9300005748	11/30/2012	(10.00)
53401500	AWWSC Off Suppl OPEX	CF	9300005748	11/30/2012	(162.30)
53401500	AWWSC Off Suppl OPEX	CF	9300005748	11/30/2012	(29.86)
53401500	AWWSC Off Suppl OPEX	CF	9300005748	11/30/2012	44.61
53401500	AWWSC Off Suppl OPEX	CF	9300005748	11/30/2012	(127.48)
53401500	AWWSC Off Suppl OPEX	CF	9300005749	11/30/2012	(208.50)
53401500	AWWSC Off Suppl OPEX	CF	9300005749	11/30/2012	(426.16)
53401500	AWWSC Off Suppl OPEX	CF	9300005749	11/30/2012	(277.44)
53401500	AWWSC Off Suppl OPEX	CF	9300005750	11/30/2012	(133.98)
53401500	AWWSC Off Suppl OPEX	CF	9300005750	11/30/2012	(456.40)
53401500	AWWSC Off Suppl OPEX	CF	9300005750	11/30/2012	46.75
53401500	AWWSC Off Suppl OPEX	CF	9300005750	11/30/2012	(2.63)
53401500	AWWSC Off Suppl OPEX	CF	9300005751	11/30/2012	(317.02)
53401500	AWWSC Off Suppl OPEX	CF	9300005751	11/30/2012	(1,007.39)
53401500	AWWSC Off Suppl OPEX	CF	9300005751	11/30/2012	(8.62)
53401500	AWWSC Off Suppl OPEX	CF	9300005751	11/30/2012	1,338.23
53401500	AWWSC Off Suppl OPEX	CF	9300005751	11/30/2012	(76.82)
53401500	AWWSC Off Suppl OPEX	CF	9300005751	11/30/2012	(432.73)
53401500	AWWSC Off Suppl OPEX	CF	9300005752	11/30/2012	(397.76)
53401500	AWWSC Off Suppl OPEX	CF	9300005752	11/30/2012	(63.84)
53401500	AWWSC Off Suppl OPEX	CF	9300005752	11/30/2012	(11.79)
53401500	AWWSC Off Suppl OPEX	CF	9300005752	11/30/2012	888.75
53401500	AWWSC Off Suppl OPEX	CF	9300005753	11/30/2012	(394.46)
53401500	AWWSC Off Suppl OPEX	CF	9300005753	11/30/2012	(8.86)
53401500	AWWSC Off Suppl OPEX	CF	9300005753	11/30/2012	(97.94)
53401500	AWWSC Off Suppl OPEX	CF	9300005753	11/30/2012	(221.99)
53401500	AWWSC Off Suppl OPEX	CF	9300005753	11/30/2012	(21.39)
53401500	AWWSC Off Suppl OPEX	CF	9300005754	11/30/2012	10.87
53401500	AWWSC Off Suppl OPEX	CF	9300005754	11/30/2012	(13.76)
53401500	AWWSC Off Suppl OPEX	CF	9300005754	11/30/2012	(67.60)
53401500	AWWSC Off Suppl OPEX	CF	9300005755	11/30/2012	(116.75)
53401500	AWWSC Off Suppl OPEX	CF	9300005755	11/30/2012	(1.83)
53401500	AWWSC Off Suppl OPEX	CF	9300005755	11/30/2012	(128.71)
53401500	AWWSC Off Suppl OPEX	CF	9300005756	11/30/2012	25.00
53401500	AWWSC Off Suppl OPEX	CF	9300005756	11/30/2012	(137.66)
53401500	AWWSC Off Suppl OPEX	CF	9300005756	11/30/2012	(33.87)
53401500	AWWSC Off Suppl OPEX	CF	9300005756	11/30/2012	(122.89)
53401500	AWWSC Off Suppl OPEX	CF	9300005756	11/30/2012	(3.91)
53401500	AWWSC Off Suppl OPEX	CF	9300005757	11/30/2012	(50.19)
53401500	AWWSC Off Suppl OPEX	CF	9300005757	11/30/2012	139.72
53401500	AWWSC Off Suppl OPEX	CF	9300005757	11/30/2012	(29.58)
53401500	AWWSC Off Suppl OPEX	CF	9300005757	11/30/2012	(31.61)
53401500	AWWSC Off Suppl OPEX	CF	9300005758	11/30/2012	(10.82)
53401500	AWWSC Off Suppl OPEX	CF	9300005758	11/30/2012	(14.47)
53401500	AWWSC Off Suppl OPEX	CF	9300005758	11/30/2012	(86.82)
53401500	AWWSC Off Suppl OPEX	CF	9300005758	11/30/2012	(207.04)
53401500	AWWSC Off Suppl OPEX	CF	9300005758	11/30/2012	(133.94)
53401500	AWWSC Off Suppl OPEX	CF	9300005759	11/30/2012	(109.81)
53401500	AWWSC Off Suppl OPEX	CF	9300005759	11/30/2012	(109.93)
53401500	AWWSC Off Suppl OPEX	CF	9300005759	11/30/2012	(140.60)
53401500	AWWSC Off Suppl OPEX	CF	9300005759	11/30/2012	(1,069.27)
53401500	AWWSC Off Suppl OPEX	CF	9300005760	11/30/2012	577.95

Kentucky American Water Company  
Case No. 2012-00520  
Response to PSC DR1, Item 31

Account	Description	Doc Type	Document Number	Posting Date	Amount
53401500	AWWSC Off Suppl OPEX	CF	9300005760	11/30/2012	(2,398.83)
53401500	AWWSC Off Suppl OPEX	CF	9300005760	11/30/2012	(529.99)
53401500	AWWSC Off Suppl OPEX	CF	9300005760	11/30/2012	(1,103.86)
53401500	AWWSC Off Suppl OPEX	CF	9300005761	11/30/2012	(1,238.03)
53401500	AWWSC Off Suppl OPEX	CF	9300005761	11/30/2012	(129.95)
53401500	AWWSC Off Suppl OPEX	CF	9300005761	11/30/2012	(903.17)
53401500	AWWSC Off Suppl OPEX	CF	9300005761	11/30/2012	(717.21)
53401500	AWWSC Off Suppl OPEX	CF	9300005761	11/30/2012	(1,014.63)
53401500	AWWSC Off Suppl OPEX	CF	9300005762	11/30/2012	0.15
53401500	AWWSC Off Suppl OPEX	CF	9300005762	11/30/2012	10.39
53401500	AWWSC Off Suppl OPEX	CF	9300005762	11/30/2012	(2.38)
53401500	AWWSC Off Suppl OPEX	CF	9300005763	11/30/2012	(12.15)
53401500	AWWSC Off Suppl OPEX	CF	9300005763	11/30/2012	(3.69)
53401500	AWWSC Off Suppl OPEX	CF	9300005763	11/30/2012	(1.78)
53401500	AWWSC Off Suppl OPEX	CF	9300005763	11/30/2012	(5.20)
53401500	AWWSC Off Suppl OPEX	CF	9300005763	11/30/2012	2.30
53401500	AWWSC Off Suppl OPEX	CF	9300005763	11/30/2012	(1.16)
53401700	AWWSC Rents OPEX	CF	9300005341	11/30/2012	0.76
53401700	AWWSC Rents OPEX	CF	9300005467	11/30/2012	267.66
53401700	AWWSC Rents OPEX	CF	9300005473	11/30/2012	132.75
53401700	AWWSC Rents OPEX	CF	9300005475	11/30/2012	(275.87)
53401700	AWWSC Rents OPEX	CF	9300005539	11/30/2012	51.70
53401700	AWWSC Rents OPEX	CF	9300005545	11/30/2012	47.81
53401700	AWWSC Rents OPEX	CF	9300005548	11/30/2012	129.38
53401700	AWWSC Rents OPEX	CF	9300005550	11/30/2012	113.35
53401700	AWWSC Rents OPEX	CF	9300005579	11/30/2012	1,671.95
53401700	AWWSC Rents OPEX	CF	9300005580	11/30/2012	54.31
53401700	AWWSC Rents OPEX	CF	9300005582	11/30/2012	61.67
53401700	AWWSC Rents OPEX	CF	9300005583	11/30/2012	109.26
53401700	AWWSC Rents OPEX	CF	9300005585	11/30/2012	32.85
53401700	AWWSC Rents OPEX	CF	9300005586	11/30/2012	545.74
53401700	AWWSC Rents OPEX	CF	9300005587	11/30/2012	453.92
53401700	AWWSC Rents OPEX	CF	9300005740	11/30/2012	3,243.58
53401700	AWWSC Rents OPEX	CF	9300005746	11/30/2012	5,735.17
53401700	AWWSC Rents OPEX	CF	9300005748	11/30/2012	687.51
53401700	AWWSC Rents OPEX	CF	9300005749	11/30/2012	(4.55)
53401700	AWWSC Rents OPEX	CF	9300005750	11/30/2012	2,305.50
53401700	AWWSC Rents OPEX	CF	9300005752	11/30/2012	1,342.90
53401700	AWWSC Rents OPEX	CF	9300005753	11/30/2012	4,101.30
53401700	AWWSC Rents OPEX	CF	9300005754	11/30/2012	853.61
53401700	AWWSC Rents OPEX	CF	9300005754	11/30/2012	19.95
53401700	AWWSC Rents OPEX	CF	9300005755	11/30/2012	1,350.59
53401700	AWWSC Rents OPEX	CF	9300005759	11/30/2012	(13.96)
53401700	AWWSC Rents OPEX	CF	9300005761	11/30/2012	1,904.96
53401700	AWWSC Rents OPEX	CF	9300005761	11/30/2012	4,092.46
53401700	AWWSC Rents OPEX	CF	9300005762	11/30/2012	35.41
53401700	AWWSC Rents OPEX	CF	9300005762	11/30/2012	10.99
53401700	AWWSC Rents OPEX	CF	9300005762	11/30/2012	133.40
53402100	AWWSC Oth O&M OPEX	CF	9300005035	11/30/2012	2.16
53402100	AWWSC Oth O&M OPEX	CF	9300005037	11/30/2012	62.97
53402100	AWWSC Oth O&M OPEX	CF	9300005041	11/30/2012	64.03
53402100	AWWSC Oth O&M OPEX	CF	9300005062	11/30/2012	0.77
53402100	AWWSC Oth O&M OPEX	CF	9300005071	11/30/2012	35.47
53402100	AWWSC Oth O&M OPEX	CF	9300005072	11/30/2012	0.47
53402100	AWWSC Oth O&M OPEX	CF	9300005076	11/30/2012	8.75
53402100	AWWSC Oth O&M OPEX	CF	9300005079	11/30/2012	390.31
53402100	AWWSC Oth O&M OPEX	CF	9300005084	11/30/2012	11.04
53402100	AWWSC Oth O&M OPEX	CF	9300005085	11/30/2012	670.00
53402100	AWWSC Oth O&M OPEX	CF	9300005333	11/30/2012	(12.13)
53402100	AWWSC Oth O&M OPEX	CF	9300005335	11/30/2012	587.61
53402100	AWWSC Oth O&M OPEX	CF	9300005337	11/30/2012	5.74
53402100	AWWSC Oth O&M OPEX	CF	9300005338	11/30/2012	14.58
53402100	AWWSC Oth O&M OPEX	CF	9300005339	11/30/2012	171.95
53402100	AWWSC Oth O&M OPEX	CF	9300005340	11/30/2012	87.57
53402100	AWWSC Oth O&M OPEX	CF	9300005341	11/30/2012	592.97
53402100	AWWSC Oth O&M OPEX	CF	9300005342	11/30/2012	83.13
53402100	AWWSC Oth O&M OPEX	CF	9300005343	11/30/2012	73.39
53402100	AWWSC Oth O&M OPEX	CF	9300005345	11/30/2012	13.72
53402100	AWWSC Oth O&M OPEX	CF	9300005346	11/30/2012	287.14
53402100	AWWSC Oth O&M OPEX	CF	9300005348	11/30/2012	0.31
53402100	AWWSC Oth O&M OPEX	CF	9300005351	11/30/2012	0.85
53402100	AWWSC Oth O&M OPEX	CF	9300005352	11/30/2012	438.30
53402100	AWWSC Oth O&M OPEX	CF	9300005356	11/30/2012	(0.91)
53402100	AWWSC Oth O&M OPEX	CF	9300005358	11/30/2012	131.73
53402100	AWWSC Oth O&M OPEX	CF	9300005362	11/30/2012	2.77
53402100	AWWSC Oth O&M OPEX	CF	9300005363	11/30/2012	0.25
53402100	AWWSC Oth O&M OPEX	CF	9300005365	11/30/2012	(152.59)

Kentucky American Water Company  
Case No. 2012-00520  
Response to PSC DR1, Item 31

Account	Description	Doc Type	Document Number	Posting Date	Amount
53402100	AWWSC Oth O&M OPEX	CF	9300005366	11/30/2012	3.19
53402100	AWWSC Oth O&M OPEX	CF	9300005367	11/30/2012	27.64
53402100	AWWSC Oth O&M OPEX	CF	9300005369	11/30/2012	22.67
53402100	AWWSC Oth O&M OPEX	CF	9300005370	11/30/2012	(460.52)
53402100	AWWSC Oth O&M OPEX	CF	9300005371	11/30/2012	9.77
53402100	AWWSC Oth O&M OPEX	CF	9300005372	11/30/2012	33.34
53402100	AWWSC Oth O&M OPEX	CF	9300005373	11/30/2012	12.45
53402100	AWWSC Oth O&M OPEX	CF	9300005374	11/30/2012	197.42
53402100	AWWSC Oth O&M OPEX	CF	9300005375	11/30/2012	74.82
53402100	AWWSC Oth O&M OPEX	CF	9300005376	11/30/2012	5.00
53402100	AWWSC Oth O&M OPEX	CF	9300005377	11/30/2012	6.19
53402100	AWWSC Oth O&M OPEX	CF	9300005378	11/30/2012	1.80
53402100	AWWSC Oth O&M OPEX	CF	9300005380	11/30/2012	(359.79)
53402100	AWWSC Oth O&M OPEX	CF	9300005381	11/30/2012	(18.72)
53402100	AWWSC Oth O&M OPEX	CF	9300005382	11/30/2012	1,838.13
53402100	AWWSC Oth O&M OPEX	CF	9300005383	11/30/2012	2.10
53402100	AWWSC Oth O&M OPEX	CF	9300005385	11/30/2012	4.42
53402100	AWWSC Oth O&M OPEX	CF	9300005387	11/30/2012	15.09
53402100	AWWSC Oth O&M OPEX	CF	9300005391	11/30/2012	72.20
53402100	AWWSC Oth O&M OPEX	CF	9300005392	11/30/2012	124.49
53402100	AWWSC Oth O&M OPEX	CF	9300005396	11/30/2012	605.47
53402100	AWWSC Oth O&M OPEX	CF	9300005397	11/30/2012	(779.05)
53402100	AWWSC Oth O&M OPEX	CF	9300005398	11/30/2012	(0.02)
53402100	AWWSC Oth O&M OPEX	CF	9300005400	11/30/2012	24.19
53402100	AWWSC Oth O&M OPEX	CF	9300005401	11/30/2012	14.02
53402100	AWWSC Oth O&M OPEX	CF	9300005403	11/30/2012	1.43
53402100	AWWSC Oth O&M OPEX	CF	9300005408	11/30/2012	5.92
53402100	AWWSC Oth O&M OPEX	CF	9300005409	11/30/2012	5.85
53402100	AWWSC Oth O&M OPEX	CF	9300005410	11/30/2012	26.57
53402100	AWWSC Oth O&M OPEX	CF	9300005411	11/30/2012	15.53
53402100	AWWSC Oth O&M OPEX	CF	9300005412	11/30/2012	154.39
53402100	AWWSC Oth O&M OPEX	CF	9300005414	11/30/2012	44.13
53402100	AWWSC Oth O&M OPEX	CF	9300005415	11/30/2012	2.29
53402100	AWWSC Oth O&M OPEX	CF	9300005416	11/30/2012	43.04
53402100	AWWSC Oth O&M OPEX	CF	9300005417	11/30/2012	11.98
53402100	AWWSC Oth O&M OPEX	CF	9300005418	11/30/2012	16.89
53402100	AWWSC Oth O&M OPEX	CF	9300005420	11/30/2012	0.77
53402100	AWWSC Oth O&M OPEX	CF	9300005422	11/30/2012	2.78
53402100	AWWSC Oth O&M OPEX	CF	9300005425	11/30/2012	38.44
53402100	AWWSC Oth O&M OPEX	CF	9300005427	11/30/2012	37.78
53402100	AWWSC Oth O&M OPEX	CF	9300005428	11/30/2012	90.87
53402100	AWWSC Oth O&M OPEX	CF	9300005432	11/30/2012	0.12
53402100	AWWSC Oth O&M OPEX	CF	9300005436	11/30/2012	68.67
53402100	AWWSC Oth O&M OPEX	CF	9300005437	11/30/2012	217.50
53402100	AWWSC Oth O&M OPEX	CF	9300005438	11/30/2012	41.72
53402100	AWWSC Oth O&M OPEX	CF	9300005439	11/30/2012	(452.26)
53402100	AWWSC Oth O&M OPEX	CF	9300005441	11/30/2012	0.92
53402100	AWWSC Oth O&M OPEX	CF	9300005442	11/30/2012	0.21
53402100	AWWSC Oth O&M OPEX	CF	9300005443	11/30/2012	5.92
53402100	AWWSC Oth O&M OPEX	CF	9300005444	11/30/2012	26.83
53402100	AWWSC Oth O&M OPEX	CF	9300005445	11/30/2012	3.27
53402100	AWWSC Oth O&M OPEX	CF	9300005446	11/30/2012	1.16
53402100	AWWSC Oth O&M OPEX	CF	9300005447	11/30/2012	84.85
53402100	AWWSC Oth O&M OPEX	CF	9300005448	11/30/2012	3.05
53402100	AWWSC Oth O&M OPEX	CF	9300005451	11/30/2012	383.96
53402100	AWWSC Oth O&M OPEX	CF	9300005452	11/30/2012	137.22
53402100	AWWSC Oth O&M OPEX	CF	9300005453	11/30/2012	2,633.30
53402100	AWWSC Oth O&M OPEX	CF	9300005454	11/30/2012	74.20
53402100	AWWSC Oth O&M OPEX	CF	9300005455	11/30/2012	3.89
53402100	AWWSC Oth O&M OPEX	CF	9300005457	11/30/2012	0.18
53402100	AWWSC Oth O&M OPEX	CF	9300005458	11/30/2012	19,642.08
53402100	AWWSC Oth O&M OPEX	CF	9300005459	11/30/2012	167.72
53402100	AWWSC Oth O&M OPEX	CF	9300005460	11/30/2012	25.46
53402100	AWWSC Oth O&M OPEX	CF	9300005461	11/30/2012	389.49
53402100	AWWSC Oth O&M OPEX	CF	9300005462	11/30/2012	23.32
53402100	AWWSC Oth O&M OPEX	CF	9300005463	11/30/2012	85.40
53402100	AWWSC Oth O&M OPEX	CF	9300005464	11/30/2012	2,105.22
53402100	AWWSC Oth O&M OPEX	CF	9300005465	11/30/2012	1,507.53
53402100	AWWSC Oth O&M OPEX	CF	9300005466	11/30/2012	119.75
53402100	AWWSC Oth O&M OPEX	CF	9300005467	11/30/2012	14.99
53402100	AWWSC Oth O&M OPEX	CF	9300005468	11/30/2012	171.45
53402100	AWWSC Oth O&M OPEX	CF	9300005469	11/30/2012	169.95
53402100	AWWSC Oth O&M OPEX	CF	9300005470	11/30/2012	1,215.52
53402100	AWWSC Oth O&M OPEX	CF	9300005471	11/30/2012	7.04
53402100	AWWSC Oth O&M OPEX	CF	9300005472	11/30/2012	14.19
53402100	AWWSC Oth O&M OPEX	CF	9300005473	11/30/2012	296.16
53402100	AWWSC Oth O&M OPEX	CF	9300005474	11/30/2012	7.20

Kentucky American Water Company  
Case No. 2012-00520  
Response to PSC DR1, Item 31

Account	Description	Doc Type	Document Number	Posting Date	Amount
53402100	AWWSC Oth O&M OPEX	CF	9300005475	11/30/2012	150.26
53402100	AWWSC Oth O&M OPEX	CF	9300005477	11/30/2012	0.42
53402100	AWWSC Oth O&M OPEX	CF	9300005478	11/30/2012	16.83
53402100	AWWSC Oth O&M OPEX	CF	9300005482	11/30/2012	19.46
53402100	AWWSC Oth O&M OPEX	CF	9300005483	11/30/2012	3.67
53402100	AWWSC Oth O&M OPEX	CF	9300005484	11/30/2012	9.39
53402100	AWWSC Oth O&M OPEX	CF	9300005485	11/30/2012	12.85
53402100	AWWSC Oth O&M OPEX	CF	9300005488	11/30/2012	6.70
53402100	AWWSC Oth O&M OPEX	CF	9300005491	11/30/2012	33.62
53402100	AWWSC Oth O&M OPEX	CF	9300005492	11/30/2012	34.06
53402100	AWWSC Oth O&M OPEX	CF	9300005493	11/30/2012	115.54
53402100	AWWSC Oth O&M OPEX	CF	9300005494	11/30/2012	56.42
53402100	AWWSC Oth O&M OPEX	CF	9300005495	11/30/2012	44.66
53402100	AWWSC Oth O&M OPEX	CF	9300005497	11/30/2012	88.83
53402100	AWWSC Oth O&M OPEX	CF	9300005499	11/30/2012	2.94
53402100	AWWSC Oth O&M OPEX	CF	9300005500	11/30/2012	210.95
53402100	AWWSC Oth O&M OPEX	CF	9300005502	11/30/2012	178.16
53402100	AWWSC Oth O&M OPEX	CF	9300005503	11/30/2012	4.03
53402100	AWWSC Oth O&M OPEX	CF	9300005504	11/30/2012	1.12
53402100	AWWSC Oth O&M OPEX	CF	9300005506	11/30/2012	147.93
53402100	AWWSC Oth O&M OPEX	CF	9300005507	11/30/2012	(286.67)
53402100	AWWSC Oth O&M OPEX	CF	9300005508	11/30/2012	21.05
53402100	AWWSC Oth O&M OPEX	CF	9300005510	11/30/2012	6.19
53402100	AWWSC Oth O&M OPEX	CF	9300005511	11/30/2012	0.45
53402100	AWWSC Oth O&M OPEX	CF	9300005514	11/30/2012	1.15
53402100	AWWSC Oth O&M OPEX	CF	9300005515	11/30/2012	20.68
53402100	AWWSC Oth O&M OPEX	CF	9300005516	11/30/2012	11.97
53402100	AWWSC Oth O&M OPEX	CF	9300005517	11/30/2012	10.93
53402100	AWWSC Oth O&M OPEX	CF	9300005520	11/30/2012	40.57
53402100	AWWSC Oth O&M OPEX	CF	9300005522	11/30/2012	6.36
53402100	AWWSC Oth O&M OPEX	CF	9300005523	11/30/2012	8.36
53402100	AWWSC Oth O&M OPEX	CF	9300005526	11/30/2012	235.82
53402100	AWWSC Oth O&M OPEX	CF	9300005527	11/30/2012	3.82
53402100	AWWSC Oth O&M OPEX	CF	9300005528	11/30/2012	4.36
53402100	AWWSC Oth O&M OPEX	CF	9300005529	11/30/2012	34.79
53402100	AWWSC Oth O&M OPEX	CF	9300005530	11/30/2012	572.03
53402100	AWWSC Oth O&M OPEX	CF	9300005531	11/30/2012	2.30
53402100	AWWSC Oth O&M OPEX	CF	9300005532	11/30/2012	1,297.44
53402100	AWWSC Oth O&M OPEX	CF	9300005533	11/30/2012	37.69
53402100	AWWSC Oth O&M OPEX	CF	9300005534	11/30/2012	0.93
53402100	AWWSC Oth O&M OPEX	CF	9300005535	11/30/2012	262.00
53402100	AWWSC Oth O&M OPEX	CF	9300005538	11/30/2012	325.31
53402100	AWWSC Oth O&M OPEX	CF	9300005539	11/30/2012	491.03
53402100	AWWSC Oth O&M OPEX	CF	9300005540	11/30/2012	6.30
53402100	AWWSC Oth O&M OPEX	CF	9300005543	11/30/2012	(51.14)
53402100	AWWSC Oth O&M OPEX	CF	9300005544	11/30/2012	60.25
53402100	AWWSC Oth O&M OPEX	CF	9300005545	11/30/2012	1,648.75
53402100	AWWSC Oth O&M OPEX	CF	9300005548	11/30/2012	292.57
53402100	AWWSC Oth O&M OPEX	CF	9300005549	11/30/2012	1.96
53402100	AWWSC Oth O&M OPEX	CF	9300005550	11/30/2012	94.61
53402100	AWWSC Oth O&M OPEX	CF	9300005551	11/30/2012	0.99
53402100	AWWSC Oth O&M OPEX	CF	9300005555	11/30/2012	1.12
53402100	AWWSC Oth O&M OPEX	CF	9300005562	11/30/2012	1.79
53402100	AWWSC Oth O&M OPEX	CF	9300005563	11/30/2012	2.33
53402100	AWWSC Oth O&M OPEX	CF	9300005564	11/30/2012	3.15
53402100	AWWSC Oth O&M OPEX	CF	9300005568	11/30/2012	703.47
53402100	AWWSC Oth O&M OPEX	CF	9300005569	11/30/2012	7.38
53402100	AWWSC Oth O&M OPEX	CF	9300005570	11/30/2012	9.37
53402100	AWWSC Oth O&M OPEX	CF	9300005571	11/30/2012	17.82
53402100	AWWSC Oth O&M OPEX	CF	9300005572	11/30/2012	5.81
53402100	AWWSC Oth O&M OPEX	CF	9300005574	11/30/2012	9.25
53402100	AWWSC Oth O&M OPEX	CF	9300005575	11/30/2012	11.55
53402100	AWWSC Oth O&M OPEX	CF	9300005576	11/30/2012	7.40
53402100	AWWSC Oth O&M OPEX	CF	9300005577	11/30/2012	10.69
53402100	AWWSC Oth O&M OPEX	CF	9300005580	11/30/2012	79.60
53402100	AWWSC Oth O&M OPEX	CF	9300005581	11/30/2012	227.20
53402100	AWWSC Oth O&M OPEX	CF	9300005582	11/30/2012	4.47
53402100	AWWSC Oth O&M OPEX	CF	9300005583	11/30/2012	141.37
53402100	AWWSC Oth O&M OPEX	CF	9300005584	11/30/2012	8.37
53402100	AWWSC Oth O&M OPEX	CF	9300005585	11/30/2012	87.65
53402100	AWWSC Oth O&M OPEX	CF	9300005586	11/30/2012	61.48
53402100	AWWSC Oth O&M OPEX	CF	9300005587	11/30/2012	76.70
53402100	AWWSC Oth O&M OPEX	CF	9300005588	11/30/2012	(55.11)
53402100	AWWSC Oth O&M OPEX	CF	9300005592	11/30/2012	9.08
53402100	AWWSC Oth O&M OPEX	CF	9300005594	11/30/2012	16.36
53402100	AWWSC Oth O&M OPEX	CF	9300005595	11/30/2012	63.68
53402100	AWWSC Oth O&M OPEX	CF	9300005596	11/30/2012	8.66

Kentucky American Water Company  
Case No. 2012-00520  
Response to PSC DR1, Item 31

Account	Description	Doc Type	Document Number	Posting Date	Amount
53402100	AWWSC Oth O&M OPEX	CF	9300005597	11/30/2012	24.62
53402100	AWWSC Oth O&M OPEX	CF	9300005598	11/30/2012	(0.35)
53402100	AWWSC Oth O&M OPEX	CF	9300005600	11/30/2012	1.65
53402100	AWWSC Oth O&M OPEX	CF	9300005601	11/30/2012	210.00
53402100	AWWSC Oth O&M OPEX	CF	9300005603	11/30/2012	118.34
53402100	AWWSC Oth O&M OPEX	CF	9300005606	11/30/2012	5.23
53402100	AWWSC Oth O&M OPEX	CF	9300005608	11/30/2012	1,918.54
53402100	AWWSC Oth O&M OPEX	CF	9300005609	11/30/2012	(931.53)
53402100	AWWSC Oth O&M OPEX	CF	9300005622	11/30/2012	29.99
53402100	AWWSC Oth O&M OPEX	CF	9300005738	11/30/2012	60.81
53402100	AWWSC Oth O&M OPEX	CF	9300005738	11/30/2012	21.64
53402100	AWWSC Oth O&M OPEX	CF	9300005738	11/30/2012	33.41
53402100	AWWSC Oth O&M OPEX	CF	9300005738	11/30/2012	16.12
53402100	AWWSC Oth O&M OPEX	CF	9300005738	11/30/2012	9.97
53402100	AWWSC Oth O&M OPEX	CF	9300005738	11/30/2012	112.95
53402100	AWWSC Oth O&M OPEX	CF	9300005739	11/30/2012	7.48
53402100	AWWSC Oth O&M OPEX	CF	9300005739	11/30/2012	(30.48)
53402100	AWWSC Oth O&M OPEX	CF	9300005739	11/30/2012	812.45
53402100	AWWSC Oth O&M OPEX	CF	9300005739	11/30/2012	673.92
53402100	AWWSC Oth O&M OPEX	CF	9300005740	11/30/2012	81.11
53402100	AWWSC Oth O&M OPEX	CF	9300005740	11/30/2012	17.52
53402100	AWWSC Oth O&M OPEX	CF	9300005740	11/30/2012	47.22
53402100	AWWSC Oth O&M OPEX	CF	9300005740	11/30/2012	(0.31)
53402100	AWWSC Oth O&M OPEX	CF	9300005741	11/30/2012	90.23
53402100	AWWSC Oth O&M OPEX	CF	9300005741	11/30/2012	10.95
53402100	AWWSC Oth O&M OPEX	CF	9300005741	11/30/2012	38.14
53402100	AWWSC Oth O&M OPEX	CF	9300005742	11/30/2012	29.60
53402100	AWWSC Oth O&M OPEX	CF	9300005742	11/30/2012	54.89
53402100	AWWSC Oth O&M OPEX	CF	9300005742	11/30/2012	85.89
53402100	AWWSC Oth O&M OPEX	CF	9300005742	11/30/2012	16.55
53402100	AWWSC Oth O&M OPEX	CF	9300005742	11/30/2012	(54.08)
53402100	AWWSC Oth O&M OPEX	CF	9300005743	11/30/2012	70.08
53402100	AWWSC Oth O&M OPEX	CF	9300005743	11/30/2012	36.10
53402100	AWWSC Oth O&M OPEX	CF	9300005743	11/30/2012	(119.17)
53402100	AWWSC Oth O&M OPEX	CF	9300005744	11/30/2012	18.22
53402100	AWWSC Oth O&M OPEX	CF	9300005744	11/30/2012	3,121.55
53402100	AWWSC Oth O&M OPEX	CF	9300005744	11/30/2012	680.24
53402100	AWWSC Oth O&M OPEX	CF	9300005744	11/30/2012	84.37
53402100	AWWSC Oth O&M OPEX	CF	9300005745	11/30/2012	28.36
53402100	AWWSC Oth O&M OPEX	CF	9300005745	11/30/2012	(22.63)
53402100	AWWSC Oth O&M OPEX	CF	9300005746	11/30/2012	(1.41)
53402100	AWWSC Oth O&M OPEX	CF	9300005746	11/30/2012	15.35
53402100	AWWSC Oth O&M OPEX	CF	9300005747	11/30/2012	74.03
53402100	AWWSC Oth O&M OPEX	CF	9300005747	11/30/2012	78.60
53402100	AWWSC Oth O&M OPEX	CF	9300005747	11/30/2012	6.18
53402100	AWWSC Oth O&M OPEX	CF	9300005748	11/30/2012	37.46
53402100	AWWSC Oth O&M OPEX	CF	9300005748	11/30/2012	63.57
53402100	AWWSC Oth O&M OPEX	CF	9300005748	11/30/2012	219.80
53402100	AWWSC Oth O&M OPEX	CF	9300005748	11/30/2012	78.02
53402100	AWWSC Oth O&M OPEX	CF	9300005748	11/30/2012	(48.26)
53402100	AWWSC Oth O&M OPEX	CF	9300005749	11/30/2012	(20.37)
53402100	AWWSC Oth O&M OPEX	CF	9300005749	11/30/2012	103.86
53402100	AWWSC Oth O&M OPEX	CF	9300005749	11/30/2012	(42.86)
53402100	AWWSC Oth O&M OPEX	CF	9300005750	11/30/2012	(7.44)
53402100	AWWSC Oth O&M OPEX	CF	9300005750	11/30/2012	33.53
53402100	AWWSC Oth O&M OPEX	CF	9300005750	11/30/2012	2,781.69
53402100	AWWSC Oth O&M OPEX	CF	9300005750	11/30/2012	47.57
53402100	AWWSC Oth O&M OPEX	CF	9300005751	11/30/2012	338.82
53402100	AWWSC Oth O&M OPEX	CF	9300005751	11/30/2012	278.74
53402100	AWWSC Oth O&M OPEX	CF	9300005751	11/30/2012	89.29
53402100	AWWSC Oth O&M OPEX	CF	9300005751	11/30/2012	(112.48)
53402100	AWWSC Oth O&M OPEX	CF	9300005751	11/30/2012	45.06
53402100	AWWSC Oth O&M OPEX	CF	9300005752	11/30/2012	277.36
53402100	AWWSC Oth O&M OPEX	CF	9300005752	11/30/2012	8.69
53402100	AWWSC Oth O&M OPEX	CF	9300005752	11/30/2012	402.95
53402100	AWWSC Oth O&M OPEX	CF	9300005752	11/30/2012	1,130.74
53402100	AWWSC Oth O&M OPEX	CF	9300005753	11/30/2012	7.60
53402100	AWWSC Oth O&M OPEX	CF	9300005753	11/30/2012	(136.35)
53402100	AWWSC Oth O&M OPEX	CF	9300005753	11/30/2012	84.28
53402100	AWWSC Oth O&M OPEX	CF	9300005753	11/30/2012	(9.85)
53402100	AWWSC Oth O&M OPEX	CF	9300005753	11/30/2012	20,472.93
53402100	AWWSC Oth O&M OPEX	CF	9300005754	11/30/2012	44.91
53402100	AWWSC Oth O&M OPEX	CF	9300005754	11/30/2012	847.71
53402100	AWWSC Oth O&M OPEX	CF	9300005754	11/30/2012	5,197.29
53402100	AWWSC Oth O&M OPEX	CF	9300005755	11/30/2012	48.17
53402100	AWWSC Oth O&M OPEX	CF	9300005755	11/30/2012	7.34
53402100	AWWSC Oth O&M OPEX	CF	9300005755	11/30/2012	385.30

Kentucky American Water Company  
Case No. 2012-00520  
Response to PSC DR1, Item 31

Account	Description	Doc Type	Document Number	Posting Date	Amount
53402100	AWWSC Oth O&M OPEX	CF	9300005755	11/30/2012	12.21
53402100	AWWSC Oth O&M OPEX	CF	9300005755	11/30/2012	370.91
53402100	AWWSC Oth O&M OPEX	CF	9300005755	11/30/2012	344.46
53402100	AWWSC Oth O&M OPEX	CF	9300005755	11/30/2012	18.05
53402100	AWWSC Oth O&M OPEX	CF	9300005756	11/30/2012	339.66
53402100	AWWSC Oth O&M OPEX	CF	9300005756	11/30/2012	(19,437.60)
53402100	AWWSC Oth O&M OPEX	CF	9300005756	11/30/2012	72.56
53402100	AWWSC Oth O&M OPEX	CF	9300005756	11/30/2012	(26.98)
53402100	AWWSC Oth O&M OPEX	CF	9300005756	11/30/2012	2,742.47
53402100	AWWSC Oth O&M OPEX	CF	9300005757	11/30/2012	(373.32)
53402100	AWWSC Oth O&M OPEX	CF	9300005757	11/30/2012	46.68
53402100	AWWSC Oth O&M OPEX	CF	9300005757	11/30/2012	2,328.66
53402100	AWWSC Oth O&M OPEX	CF	9300005757	11/30/2012	50.80
53402100	AWWSC Oth O&M OPEX	CF	9300005758	11/30/2012	39.80
53402100	AWWSC Oth O&M OPEX	CF	9300005758	11/30/2012	99.08
53402100	AWWSC Oth O&M OPEX	CF	9300005758	11/30/2012	10.03
53402100	AWWSC Oth O&M OPEX	CF	9300005758	11/30/2012	8.99
53402100	AWWSC Oth O&M OPEX	CF	9300005758	11/30/2012	8.49
53402100	AWWSC Oth O&M OPEX	CF	9300005758	11/30/2012	19.09
53402100	AWWSC Oth O&M OPEX	CF	9300005759	11/30/2012	9.61
53402100	AWWSC Oth O&M OPEX	CF	9300005759	11/30/2012	12.80
53402100	AWWSC Oth O&M OPEX	CF	9300005759	11/30/2012	(716.34)
53402100	AWWSC Oth O&M OPEX	CF	9300005760	11/30/2012	43.87
53402100	AWWSC Oth O&M OPEX	CF	9300005760	11/30/2012	455.83
53402100	AWWSC Oth O&M OPEX	CF	9300005760	11/30/2012	397.55
53402100	AWWSC Oth O&M OPEX	CF	9300005760	11/30/2012	385.89
53402100	AWWSC Oth O&M OPEX	CF	9300005760	11/30/2012	24.28
53402100	AWWSC Oth O&M OPEX	CF	9300005761	11/30/2012	166.64
53402100	AWWSC Oth O&M OPEX	CF	9300005761	11/30/2012	428.20
53402100	AWWSC Oth O&M OPEX	CF	9300005761	11/30/2012	85.75
53402100	AWWSC Oth O&M OPEX	CF	9300005761	11/30/2012	(343.83)
53402100	AWWSC Oth O&M OPEX	CF	9300005761	11/30/2012	401.25
53402100	AWWSC Oth O&M OPEX	CF	9300005762	11/30/2012	6.64
53402100	AWWSC Oth O&M OPEX	CF	9300005762	11/30/2012	4.33
53402100	AWWSC Oth O&M OPEX	CF	9300005762	11/30/2012	2.00
53402100	AWWSC Oth O&M OPEX	CF	9300005762	11/30/2012	3.34
53402100	AWWSC Oth O&M OPEX	CF	9300005762	11/30/2012	(0.04)
53402100	AWWSC Oth O&M OPEX	CF	9300005763	11/30/2012	1.28
53402100	AWWSC Oth O&M OPEX	CF	9300005763	11/30/2012	0.90
53402100	AWWSC Oth O&M OPEX	CF	9300005763	11/30/2012	2.97
53402100	AWWSC Oth O&M OPEX	CF	9300005763	11/30/2012	0.04
53402200	AWWSC Dpr/Amrt OPEX	CF	9300005738	11/30/2012	113.42
53402200	AWWSC Dpr/Amrt OPEX	CF	9300005739	11/30/2012	672.12
53402200	AWWSC Dpr/Amrt OPEX	CF	9300005740	11/30/2012	3,836.51
53402200	AWWSC Dpr/Amrt OPEX	CF	9300005744	11/30/2012	38.99
53402200	AWWSC Dpr/Amrt OPEX	CF	9300005746	11/30/2012	965.37
53402200	AWWSC Dpr/Amrt OPEX	CF	9300005748	11/30/2012	350.40
53402200	AWWSC Dpr/Amrt OPEX	CF	9300005749	11/30/2012	12,551.33
53402200	AWWSC Dpr/Amrt OPEX	CF	9300005749	11/30/2012	97.70
53402200	AWWSC Dpr/Amrt OPEX	CF	9300005749	11/30/2012	23.27
53402200	AWWSC Dpr/Amrt OPEX	CF	9300005750	11/30/2012	4,238.12
53402200	AWWSC Dpr/Amrt OPEX	CF	9300005750	11/30/2012	1,229.78
53402200	AWWSC Dpr/Amrt OPEX	CF	9300005752	11/30/2012	2,086.15
53402200	AWWSC Dpr/Amrt OPEX	CF	9300005752	11/30/2012	1,813.97
53402200	AWWSC Dpr/Amrt OPEX	CF	9300005752	11/30/2012	6.75
53402200	AWWSC Dpr/Amrt OPEX	CF	9300005753	11/30/2012	1,747.68
53402200	AWWSC Dpr/Amrt OPEX	CF	9300005754	11/30/2012	52,064.68
53402200	AWWSC Dpr/Amrt OPEX	CF	9300005755	11/30/2012	2,629.73
53402200	AWWSC Dpr/Amrt OPEX	CF	9300005756	11/30/2012	3,980.19
53402200	AWWSC Dpr/Amrt OPEX	CF	9300005759	11/30/2012	(354.15)
53402200	AWWSC Dpr/Amrt OPEX	CF	9300005759	11/30/2012	30.60
53402200	AWWSC Dpr/Amrt OPEX	CF	9300005761	11/30/2012	3,013.64
53402200	AWWSC Dpr/Amrt OPEX	CF	9300005762	11/30/2012	2.35
53402300	AWWSC Gen Tax OPEX	CF	9300005034	11/30/2012	0.39
53402300	AWWSC Gen Tax OPEX	CF	9300005035	11/30/2012	(1.57)
53402300	AWWSC Gen Tax OPEX	CF	9300005037	11/30/2012	1,615.07
53402300	AWWSC Gen Tax OPEX	CF	9300005039	11/30/2012	1.11
53402300	AWWSC Gen Tax OPEX	CF	9300005040	11/30/2012	12.12
53402300	AWWSC Gen Tax OPEX	CF	9300005041	11/30/2012	1,269.37
53402300	AWWSC Gen Tax OPEX	CF	9300005056	11/30/2012	0.14
53402300	AWWSC Gen Tax OPEX	CF	9300005057	11/30/2012	2.47
53402300	AWWSC Gen Tax OPEX	CF	9300005058	11/30/2012	4.51
53402300	AWWSC Gen Tax OPEX	CF	9300005059	11/30/2012	(0.06)
53402300	AWWSC Gen Tax OPEX	CF	9300005060	11/30/2012	0.21
53402300	AWWSC Gen Tax OPEX	CF	9300005061	11/30/2012	0.39
53402300	AWWSC Gen Tax OPEX	CF	9300005065	11/30/2012	19.79
53402300	AWWSC Gen Tax OPEX	CF	9300005066	11/30/2012	2.59

Kentucky American Water Company  
Case No. 2012-00520  
Response to PSC DR1, Item 31

Account	Description	Doc Type	Document Number	Posting Date	Amount
53402300	AWWSC Gen Tax OPEX	CF	9300005067	11/30/2012	23.09
53402300	AWWSC Gen Tax OPEX	CF	9300005068	11/30/2012	2.62
53402300	AWWSC Gen Tax OPEX	CF	9300005069	11/30/2012	0.09
53402300	AWWSC Gen Tax OPEX	CF	9300005070	11/30/2012	0.75
53402300	AWWSC Gen Tax OPEX	CF	9300005077	11/30/2012	4.47
53402300	AWWSC Gen Tax OPEX	CF	9300005078	11/30/2012	0.11
53402300	AWWSC Gen Tax OPEX	CF	9300005079	11/30/2012	(0.10)
53402300	AWWSC Gen Tax OPEX	CF	9300005081	11/30/2012	4.64
53402300	AWWSC Gen Tax OPEX	CF	9300005082	11/30/2012	8.68
53402300	AWWSC Gen Tax OPEX	CF	9300005083	11/30/2012	0.76
53402300	AWWSC Gen Tax OPEX	CF	9300005333	11/30/2012	14.66
53402300	AWWSC Gen Tax OPEX	CF	9300005334	11/30/2012	28.53
53402300	AWWSC Gen Tax OPEX	CF	9300005335	11/30/2012	22.77
53402300	AWWSC Gen Tax OPEX	CF	9300005336	11/30/2012	23.60
53402300	AWWSC Gen Tax OPEX	CF	9300005337	11/30/2012	8.90
53402300	AWWSC Gen Tax OPEX	CF	9300005338	11/30/2012	135.28
53402300	AWWSC Gen Tax OPEX	CF	9300005339	11/30/2012	56.66
53402300	AWWSC Gen Tax OPEX	CF	9300005340	11/30/2012	108.01
53402300	AWWSC Gen Tax OPEX	CF	9300005341	11/30/2012	132.68
53402300	AWWSC Gen Tax OPEX	CF	9300005342	11/30/2012	240.40
53402300	AWWSC Gen Tax OPEX	CF	9300005343	11/30/2012	941.63
53402300	AWWSC Gen Tax OPEX	CF	9300005344	11/30/2012	12.97
53402300	AWWSC Gen Tax OPEX	CF	9300005345	11/30/2012	64.42
53402300	AWWSC Gen Tax OPEX	CF	9300005346	11/30/2012	15.87
53402300	AWWSC Gen Tax OPEX	CF	9300005347	11/30/2012	2.73
53402300	AWWSC Gen Tax OPEX	CF	9300005349	11/30/2012	2.01
53402300	AWWSC Gen Tax OPEX	CF	9300005352	11/30/2012	36.17
53402300	AWWSC Gen Tax OPEX	CF	9300005353	11/30/2012	15.10
53402300	AWWSC Gen Tax OPEX	CF	9300005354	11/30/2012	0.27
53402300	AWWSC Gen Tax OPEX	CF	9300005355	11/30/2012	(0.19)
53402300	AWWSC Gen Tax OPEX	CF	9300005356	11/30/2012	0.58
53402300	AWWSC Gen Tax OPEX	CF	9300005357	11/30/2012	12.02
53402300	AWWSC Gen Tax OPEX	CF	9300005360	11/30/2012	1.81
53402300	AWWSC Gen Tax OPEX	CF	9300005361	11/30/2012	59.82
53402300	AWWSC Gen Tax OPEX	CF	9300005362	11/30/2012	67.00
53402300	AWWSC Gen Tax OPEX	CF	9300005363	11/30/2012	35.32
53402300	AWWSC Gen Tax OPEX	CF	9300005364	11/30/2012	8.97
53402300	AWWSC Gen Tax OPEX	CF	9300005368	11/30/2012	(8.78)
53402300	AWWSC Gen Tax OPEX	CF	9300005370	11/30/2012	10.33
53402300	AWWSC Gen Tax OPEX	CF	9300005371	11/30/2012	194.01
53402300	AWWSC Gen Tax OPEX	CF	9300005372	11/30/2012	66.03
53402300	AWWSC Gen Tax OPEX	CF	9300005373	11/30/2012	7.51
53402300	AWWSC Gen Tax OPEX	CF	9300005374	11/30/2012	36.45
53402300	AWWSC Gen Tax OPEX	CF	9300005375	11/30/2012	30.52
53402300	AWWSC Gen Tax OPEX	CF	9300005377	11/30/2012	93.16
53402300	AWWSC Gen Tax OPEX	CF	9300005380	11/30/2012	5.44
53402300	AWWSC Gen Tax OPEX	CF	9300005381	11/30/2012	63.01
53402300	AWWSC Gen Tax OPEX	CF	9300005382	11/30/2012	63.47
53402300	AWWSC Gen Tax OPEX	CF	9300005383	11/30/2012	16.33
53402300	AWWSC Gen Tax OPEX	CF	9300005389	11/30/2012	1.46
53402300	AWWSC Gen Tax OPEX	CF	9300005390	11/30/2012	4.99
53402300	AWWSC Gen Tax OPEX	CF	9300005391	11/30/2012	32.68
53402300	AWWSC Gen Tax OPEX	CF	9300005393	11/30/2012	(1.13)
53402300	AWWSC Gen Tax OPEX	CF	9300005394	11/30/2012	8.60
53402300	AWWSC Gen Tax OPEX	CF	9300005395	11/30/2012	9.16
53402300	AWWSC Gen Tax OPEX	CF	9300005396	11/30/2012	7.46
53402300	AWWSC Gen Tax OPEX	CF	9300005397	11/30/2012	30.21
53402300	AWWSC Gen Tax OPEX	CF	9300005398	11/30/2012	11.10
53402300	AWWSC Gen Tax OPEX	CF	9300005400	11/30/2012	3.34
53402300	AWWSC Gen Tax OPEX	CF	9300005401	11/30/2012	3.37
53402300	AWWSC Gen Tax OPEX	CF	9300005402	11/30/2012	0.06
53402300	AWWSC Gen Tax OPEX	CF	9300005403	11/30/2012	13.02
53402300	AWWSC Gen Tax OPEX	CF	9300005404	11/30/2012	11.58
53402300	AWWSC Gen Tax OPEX	CF	9300005408	11/30/2012	0.09
53402300	AWWSC Gen Tax OPEX	CF	9300005410	11/30/2012	10.82
53402300	AWWSC Gen Tax OPEX	CF	9300005411	11/30/2012	21.95
53402300	AWWSC Gen Tax OPEX	CF	9300005412	11/30/2012	113.04
53402300	AWWSC Gen Tax OPEX	CF	9300005413	11/30/2012	17.12
53402300	AWWSC Gen Tax OPEX	CF	9300005416	11/30/2012	(1.13)
53402300	AWWSC Gen Tax OPEX	CF	9300005420	11/30/2012	(2.63)
53402300	AWWSC Gen Tax OPEX	CF	9300005437	11/30/2012	45.94
53402300	AWWSC Gen Tax OPEX	CF	9300005438	11/30/2012	31.78
53402300	AWWSC Gen Tax OPEX	CF	9300005439	11/30/2012	165.53
53402300	AWWSC Gen Tax OPEX	CF	9300005440	11/30/2012	78.85
53402300	AWWSC Gen Tax OPEX	CF	9300005441	11/30/2012	40.85
53402300	AWWSC Gen Tax OPEX	CF	9300005442	11/30/2012	46.85
53402300	AWWSC Gen Tax OPEX	CF	9300005443	11/30/2012	111.49

Kentucky American Water Company  
Case No. 2012-00520  
Response to PSC DR1, Item 31

Account	Description	Doc Type	Document Number	Posting Date	Amount
53402300	AWWSC Gen Tax OPEX	CF	9300005444	11/30/2012	111.16
53402300	AWWSC Gen Tax OPEX	CF	9300005445	11/30/2012	60.41
53402300	AWWSC Gen Tax OPEX	CF	9300005446	11/30/2012	(0.54)
53402300	AWWSC Gen Tax OPEX	CF	9300005447	11/30/2012	63.22
53402300	AWWSC Gen Tax OPEX	CF	9300005449	11/30/2012	6.07
53402300	AWWSC Gen Tax OPEX	CF	9300005451	11/30/2012	1.01
53402300	AWWSC Gen Tax OPEX	CF	9300005452	11/30/2012	67.68
53402300	AWWSC Gen Tax OPEX	CF	9300005453	11/30/2012	4,612.65
53402300	AWWSC Gen Tax OPEX	CF	9300005454	11/30/2012	86.66
53402300	AWWSC Gen Tax OPEX	CF	9300005458	11/30/2012	203.98
53402300	AWWSC Gen Tax OPEX	CF	9300005459	11/30/2012	90.51
53402300	AWWSC Gen Tax OPEX	CF	9300005460	11/30/2012	79.80
53402300	AWWSC Gen Tax OPEX	CF	9300005461	11/30/2012	89.89
53402300	AWWSC Gen Tax OPEX	CF	9300005462	11/30/2012	53.25
53402300	AWWSC Gen Tax OPEX	CF	9300005463	11/30/2012	15.97
53402300	AWWSC Gen Tax OPEX	CF	9300005464	11/30/2012	71.59
53402300	AWWSC Gen Tax OPEX	CF	9300005465	11/30/2012	160.21
53402300	AWWSC Gen Tax OPEX	CF	9300005466	11/30/2012	448.23
53402300	AWWSC Gen Tax OPEX	CF	9300005468	11/30/2012	24.00
53402300	AWWSC Gen Tax OPEX	CF	9300005469	11/30/2012	67.46
53402300	AWWSC Gen Tax OPEX	CF	9300005470	11/30/2012	7.52
53402300	AWWSC Gen Tax OPEX	CF	9300005472	11/30/2012	16.10
53402300	AWWSC Gen Tax OPEX	CF	9300005473	11/30/2012	24.76
53402300	AWWSC Gen Tax OPEX	CF	9300005474	11/30/2012	0.62
53402300	AWWSC Gen Tax OPEX	CF	9300005477	11/30/2012	24.01
53402300	AWWSC Gen Tax OPEX	CF	9300005478	11/30/2012	31.29
53402300	AWWSC Gen Tax OPEX	CF	9300005481	11/30/2012	(4.50)
53402300	AWWSC Gen Tax OPEX	CF	9300005483	11/30/2012	60.56
53402300	AWWSC Gen Tax OPEX	CF	9300005484	11/30/2012	16.65
53402300	AWWSC Gen Tax OPEX	CF	9300005487	11/30/2012	3.44
53402300	AWWSC Gen Tax OPEX	CF	9300005488	11/30/2012	11.59
53402300	AWWSC Gen Tax OPEX	CF	9300005491	11/30/2012	34.96
53402300	AWWSC Gen Tax OPEX	CF	9300005492	11/30/2012	259.66
53402300	AWWSC Gen Tax OPEX	CF	9300005493	11/30/2012	92.25
53402300	AWWSC Gen Tax OPEX	CF	9300005494	11/30/2012	5.83
53402300	AWWSC Gen Tax OPEX	CF	9300005495	11/30/2012	106.56
53402300	AWWSC Gen Tax OPEX	CF	9300005497	11/30/2012	23.56
53402300	AWWSC Gen Tax OPEX	CF	9300005499	11/30/2012	0.99
53402300	AWWSC Gen Tax OPEX	CF	9300005500	11/30/2012	12.36
53402300	AWWSC Gen Tax OPEX	CF	9300005502	11/30/2012	76.99
53402300	AWWSC Gen Tax OPEX	CF	9300005503	11/30/2012	(0.36)
53402300	AWWSC Gen Tax OPEX	CF	9300005506	11/30/2012	279.46
53402300	AWWSC Gen Tax OPEX	CF	9300005508	11/30/2012	37.19
53402300	AWWSC Gen Tax OPEX	CF	9300005513	11/30/2012	(6.46)
53402300	AWWSC Gen Tax OPEX	CF	9300005515	11/30/2012	37.63
53402300	AWWSC Gen Tax OPEX	CF	9300005517	11/30/2012	39.96
53402300	AWWSC Gen Tax OPEX	CF	9300005518	11/30/2012	31.34
53402300	AWWSC Gen Tax OPEX	CF	9300005520	11/30/2012	142.79
53402300	AWWSC Gen Tax OPEX	CF	9300005521	11/30/2012	12.00
53402300	AWWSC Gen Tax OPEX	CF	9300005522	11/30/2012	67.39
53402300	AWWSC Gen Tax OPEX	CF	9300005523	11/30/2012	26.90
53402300	AWWSC Gen Tax OPEX	CF	9300005525	11/30/2012	1.63
53402300	AWWSC Gen Tax OPEX	CF	9300005527	11/30/2012	23.52
53402300	AWWSC Gen Tax OPEX	CF	9300005529	11/30/2012	26.51
53402300	AWWSC Gen Tax OPEX	CF	9300005530	11/30/2012	85.58
53402300	AWWSC Gen Tax OPEX	CF	9300005531	11/30/2012	94.58
53402300	AWWSC Gen Tax OPEX	CF	9300005533	11/30/2012	27.22
53402300	AWWSC Gen Tax OPEX	CF	9300005534	11/30/2012	1.46
53402300	AWWSC Gen Tax OPEX	CF	9300005535	11/30/2012	39.47
53402300	AWWSC Gen Tax OPEX	CF	9300005536	11/30/2012	3.70
53402300	AWWSC Gen Tax OPEX	CF	9300005538	11/30/2012	119.34
53402300	AWWSC Gen Tax OPEX	CF	9300005539	11/30/2012	167.18
53402300	AWWSC Gen Tax OPEX	CF	9300005543	11/30/2012	111.11
53402300	AWWSC Gen Tax OPEX	CF	9300005544	11/30/2012	120.63
53402300	AWWSC Gen Tax OPEX	CF	9300005545	11/30/2012	350.64
53402300	AWWSC Gen Tax OPEX	CF	9300005548	11/30/2012	727.21
53402300	AWWSC Gen Tax OPEX	CF	9300005549	11/30/2012	256.17
53402300	AWWSC Gen Tax OPEX	CF	9300005550	11/30/2012	44.29
53402300	AWWSC Gen Tax OPEX	CF	9300005555	11/30/2012	4.24
53402300	AWWSC Gen Tax OPEX	CF	9300005556	11/30/2012	2.17
53402300	AWWSC Gen Tax OPEX	CF	9300005557	11/30/2012	2.33
53402300	AWWSC Gen Tax OPEX	CF	9300005558	11/30/2012	(0.13)
53402300	AWWSC Gen Tax OPEX	CF	9300005559	11/30/2012	0.17
53402300	AWWSC Gen Tax OPEX	CF	9300005560	11/30/2012	(0.79)
53402300	AWWSC Gen Tax OPEX	CF	9300005561	11/30/2012	(0.08)
53402300	AWWSC Gen Tax OPEX	CF	9300005562	11/30/2012	3.25
53402300	AWWSC Gen Tax OPEX	CF	9300005563	11/30/2012	(6.61)



Kentucky American Water Company  
Case No. 2012-00520  
Response to PSC DR1, Item 31

Account	Description	Doc Type	Document Number	Posting Date	Amount
53402300	AWWSC Gen Tax OPEX	CF	9300005564	11/30/2012	3.40
53402300	AWWSC Gen Tax OPEX	CF	9300005574	11/30/2012	56.67
53402300	AWWSC Gen Tax OPEX	CF	9300005575	11/30/2012	20.43
53402300	AWWSC Gen Tax OPEX	CF	9300005580	11/30/2012	118.66
53402300	AWWSC Gen Tax OPEX	CF	9300005581	11/30/2012	54.94
53402300	AWWSC Gen Tax OPEX	CF	9300005583	11/30/2012	99.67
53402300	AWWSC Gen Tax OPEX	CF	9300005585	11/30/2012	54.82
53402300	AWWSC Gen Tax OPEX	CF	9300005586	11/30/2012	68.06
53402300	AWWSC Gen Tax OPEX	CF	9300005587	11/30/2012	33.79
53402300	AWWSC Gen Tax OPEX	CF	9300005589	11/30/2012	56.38
53402300	AWWSC Gen Tax OPEX	CF	9300005590	11/30/2012	61.90
53402300	AWWSC Gen Tax OPEX	CF	9300005592	11/30/2012	35.27
53402300	AWWSC Gen Tax OPEX	CF	9300005594	11/30/2012	64.16
53402300	AWWSC Gen Tax OPEX	CF	9300005595	11/30/2012	59.50
53402300	AWWSC Gen Tax OPEX	CF	9300005597	11/30/2012	101.53
53402300	AWWSC Gen Tax OPEX	CF	9300005598	11/30/2012	3.30
53402300	AWWSC Gen Tax OPEX	CF	9300005599	11/30/2012	0.66
53402300	AWWSC Gen Tax OPEX	CF	9300005600	11/30/2012	(1.60)
53402300	AWWSC Gen Tax OPEX	CF	9300005602	11/30/2012	3.20
53402300	AWWSC Gen Tax OPEX	CF	9300005603	11/30/2012	496.10
53402300	AWWSC Gen Tax OPEX	CF	9300005605	11/30/2012	193.22
53402300	AWWSC Gen Tax OPEX	CF	9300005606	11/30/2012	3,192.19
53402300	AWWSC Gen Tax OPEX	CF	9300005607	11/30/2012	530.59
53402300	AWWSC Gen Tax OPEX	CF	9300005610	11/30/2012	97.54
53402300	AWWSC Gen Tax OPEX	CF	9300005611	11/30/2012	221.49
53402300	AWWSC Gen Tax OPEX	CF	9300005612	11/30/2012	108.97
53402300	AWWSC Gen Tax OPEX	CF	9300005613	11/30/2012	316.10
53402300	AWWSC Gen Tax OPEX	CF	9300005614	11/30/2012	6.69
53402300	AWWSC Gen Tax OPEX	CF	9300005615	11/30/2012	421.47
53402300	AWWSC Gen Tax OPEX	CF	9300005616	11/30/2012	307.70
53402300	AWWSC Gen Tax OPEX	CF	9300005617	11/30/2012	4.10
53402300	AWWSC Gen Tax OPEX	CF	9300005618	11/30/2012	51.06
53402300	AWWSC Gen Tax OPEX	CF	9300005619	11/30/2012	1.33
53402300	AWWSC Gen Tax OPEX	CF	9300005620	11/30/2012	149.99
53402300	AWWSC Gen Tax OPEX	CF	9300005621	11/30/2012	(3.16)
53402300	AWWSC Gen Tax OPEX	CF	9300005622	11/30/2012	33.72
53402300	AWWSC Gen Tax OPEX	CF	9300005623	11/30/2012	6.28
53402300	AWWSC Gen Tax OPEX	CF	9300005624	11/30/2012	3.10
53402300	AWWSC Gen Tax OPEX	CF	9300005738	11/30/2012	11.46
53402300	AWWSC Gen Tax OPEX	CF	9300005738	11/30/2012	0.12
53402300	AWWSC Gen Tax OPEX	CF	9300005738	11/30/2012	0.04
53402300	AWWSC Gen Tax OPEX	CF	9300005739	11/30/2012	13.47
53402300	AWWSC Gen Tax OPEX	CF	9300005739	11/30/2012	28.68
53402300	AWWSC Gen Tax OPEX	CF	9300005739	11/30/2012	(853.25)
53402300	AWWSC Gen Tax OPEX	CF	9300005740	11/30/2012	0.10
53402300	AWWSC Gen Tax OPEX	CF	9300005740	11/30/2012	20.21
53402300	AWWSC Gen Tax OPEX	CF	9300005740	11/30/2012	12.10
53402300	AWWSC Gen Tax OPEX	CF	9300005741	11/30/2012	10.11
53402300	AWWSC Gen Tax OPEX	CF	9300005741	11/30/2012	(0.62)
53402300	AWWSC Gen Tax OPEX	CF	9300005741	11/30/2012	1.25
53402300	AWWSC Gen Tax OPEX	CF	9300005741	11/30/2012	6.96
53402300	AWWSC Gen Tax OPEX	CF	9300005741	11/30/2012	0.50
53402300	AWWSC Gen Tax OPEX	CF	9300005742	11/30/2012	35.84
53402300	AWWSC Gen Tax OPEX	CF	9300005742	11/30/2012	(0.08)
53402300	AWWSC Gen Tax OPEX	CF	9300005742	11/30/2012	36.82
53402300	AWWSC Gen Tax OPEX	CF	9300005743	11/30/2012	8.19
53402300	AWWSC Gen Tax OPEX	CF	9300005743	11/30/2012	9.25
53402300	AWWSC Gen Tax OPEX	CF	9300005743	11/30/2012	19.53
53402300	AWWSC Gen Tax OPEX	CF	9300005743	11/30/2012	0.38
53402300	AWWSC Gen Tax OPEX	CF	9300005744	11/30/2012	66.83
53402300	AWWSC Gen Tax OPEX	CF	9300005744	11/30/2012	71.57
53402300	AWWSC Gen Tax OPEX	CF	9300005744	11/30/2012	(0.22)
53402300	AWWSC Gen Tax OPEX	CF	9300005745	11/30/2012	50.96
53402300	AWWSC Gen Tax OPEX	CF	9300005745	11/30/2012	11.77
53402300	AWWSC Gen Tax OPEX	CF	9300005745	11/30/2012	17.43
53402300	AWWSC Gen Tax OPEX	CF	9300005745	11/30/2012	(1.56)
53402300	AWWSC Gen Tax OPEX	CF	9300005746	11/30/2012	94.50
53402300	AWWSC Gen Tax OPEX	CF	9300005746	11/30/2012	2.96
53402300	AWWSC Gen Tax OPEX	CF	9300005746	11/30/2012	0.89
53402300	AWWSC Gen Tax OPEX	CF	9300005746	11/30/2012	14.66
53402300	AWWSC Gen Tax OPEX	CF	9300005746	11/30/2012	(3.79)
53402300	AWWSC Gen Tax OPEX	CF	9300005747	11/30/2012	2.68
53402300	AWWSC Gen Tax OPEX	CF	9300005747	11/30/2012	0.97
53402300	AWWSC Gen Tax OPEX	CF	9300005747	11/30/2012	1.48
53402300	AWWSC Gen Tax OPEX	CF	9300005748	11/30/2012	14.89
53402300	AWWSC Gen Tax OPEX	CF	9300005748	11/30/2012	0.54
53402300	AWWSC Gen Tax OPEX	CF	9300005748	11/30/2012	0.12

Kentucky American Water Company  
Case No. 2012-00520  
Response to PSC DR1, Item 31

Account	Description	Doc Type	Document Number	Posting Date	Amount
53402300	AWWSC Gen Tax OPEX	CF	9300005748	11/30/2012	9.00
53402300	AWWSC Gen Tax OPEX	CF	9300005749	11/30/2012	43.35
53402300	AWWSC Gen Tax OPEX	CF	9300005749	11/30/2012	(26.25)
53402300	AWWSC Gen Tax OPEX	CF	9300005749	11/30/2012	15.48
53402300	AWWSC Gen Tax OPEX	CF	9300005749	11/30/2012	9.21
53402300	AWWSC Gen Tax OPEX	CF	9300005750	11/30/2012	57.72
53402300	AWWSC Gen Tax OPEX	CF	9300005750	11/30/2012	112.13
53402300	AWWSC Gen Tax OPEX	CF	9300005750	11/30/2012	1.46
53402300	AWWSC Gen Tax OPEX	CF	9300005750	11/30/2012	3.70
53402300	AWWSC Gen Tax OPEX	CF	9300005751	11/30/2012	39.81
53402300	AWWSC Gen Tax OPEX	CF	9300005751	11/30/2012	22.59
53402300	AWWSC Gen Tax OPEX	CF	9300005751	11/30/2012	11.65
53402300	AWWSC Gen Tax OPEX	CF	9300005751	11/30/2012	0.28
53402300	AWWSC Gen Tax OPEX	CF	9300005752	11/30/2012	194.57
53402300	AWWSC Gen Tax OPEX	CF	9300005752	11/30/2012	55.54
53402300	AWWSC Gen Tax OPEX	CF	9300005752	11/30/2012	51.50
53402300	AWWSC Gen Tax OPEX	CF	9300005753	11/30/2012	1.58
53402300	AWWSC Gen Tax OPEX	CF	9300005753	11/30/2012	17.48
53402300	AWWSC Gen Tax OPEX	CF	9300005753	11/30/2012	28.31
53402300	AWWSC Gen Tax OPEX	CF	9300005753	11/30/2012	0.05
53402300	AWWSC Gen Tax OPEX	CF	9300005754	11/30/2012	1.93
53402300	AWWSC Gen Tax OPEX	CF	9300005754	11/30/2012	(1.77)
53402300	AWWSC Gen Tax OPEX	CF	9300005754	11/30/2012	(193.40)
53402300	AWWSC Gen Tax OPEX	CF	9300005755	11/30/2012	1.86
53402300	AWWSC Gen Tax OPEX	CF	9300005755	11/30/2012	(21.58)
53402300	AWWSC Gen Tax OPEX	CF	9300005755	11/30/2012	(1.09)
53402300	AWWSC Gen Tax OPEX	CF	9300005756	11/30/2012	(11.37)
53402300	AWWSC Gen Tax OPEX	CF	9300005756	11/30/2012	(6.82)
53402300	AWWSC Gen Tax OPEX	CF	9300005756	11/30/2012	0.14
53402300	AWWSC Gen Tax OPEX	CF	9300005756	11/30/2012	4.87
53402300	AWWSC Gen Tax OPEX	CF	9300005757	11/30/2012	1.00
53402300	AWWSC Gen Tax OPEX	CF	9300005757	11/30/2012	3.91
53402300	AWWSC Gen Tax OPEX	CF	9300005757	11/30/2012	6.37
53402300	AWWSC Gen Tax OPEX	CF	9300005757	11/30/2012	(5.87)
53402300	AWWSC Gen Tax OPEX	CF	9300005757	11/30/2012	(11.29)
53402300	AWWSC Gen Tax OPEX	CF	9300005758	11/30/2012	15.41
53402300	AWWSC Gen Tax OPEX	CF	9300005758	11/30/2012	1.71
53402300	AWWSC Gen Tax OPEX	CF	9300005758	11/30/2012	0.70
53402300	AWWSC Gen Tax OPEX	CF	9300005758	11/30/2012	1.20
53402300	AWWSC Gen Tax OPEX	CF	9300005759	11/30/2012	9.32
53402300	AWWSC Gen Tax OPEX	CF	9300005759	11/30/2012	1.71
53402300	AWWSC Gen Tax OPEX	CF	9300005759	11/30/2012	1.52
53402300	AWWSC Gen Tax OPEX	CF	9300005759	11/30/2012	0.25
53402300	AWWSC Gen Tax OPEX	CF	9300005759	11/30/2012	(160.79)
53402300	AWWSC Gen Tax OPEX	CF	9300005760	11/30/2012	14.09
53402300	AWWSC Gen Tax OPEX	CF	9300005760	11/30/2012	(32.75)
53402300	AWWSC Gen Tax OPEX	CF	9300005760	11/30/2012	18.35
53402300	AWWSC Gen Tax OPEX	CF	9300005760	11/30/2012	0.51
53402300	AWWSC Gen Tax OPEX	CF	9300005760	11/30/2012	77.63
53402300	AWWSC Gen Tax OPEX	CF	9300005761	11/30/2012	1,092.04
53402300	AWWSC Gen Tax OPEX	CF	9300005761	11/30/2012	(2.32)
53402300	AWWSC Gen Tax OPEX	CF	9300005761	11/30/2012	54.47
53402300	AWWSC Gen Tax OPEX	CF	9300005762	11/30/2012	(4.54)
53402300	AWWSC Gen Tax OPEX	CF	9300005762	11/30/2012	1.78
53402300	AWWSC Gen Tax OPEX	CF	9300005762	11/30/2012	(8.49)
53402300	AWWSC Gen Tax OPEX	CF	9300005762	11/30/2012	0.30
53402300	AWWSC Gen Tax OPEX	CF	9300005763	11/30/2012	0.21
53402300	AWWSC Gen Tax OPEX	CF	9300005763	11/30/2012	0.66
53402300	AWWSC Gen Tax OPEX	CF	9300005763	11/30/2012	0.05
53402300	AWWSC Gen Tax OPEX	CF	9300005763	11/30/2012	0.01
53402400	AWWSC Interest OPEX	CF	9300005545	11/30/2012	32.01
53402400	AWWSC Interest OPEX	CF	9300005587	11/30/2012	67.70
53402400	AWWSC Interest OPEX	CF	9300005739	11/30/2012	(52.39)
53402400	AWWSC Interest OPEX	CF	9300005740	11/30/2012	950.72
53402400	AWWSC Interest OPEX	CF	9300005744	11/30/2012	0.69
53402400	AWWSC Interest OPEX	CF	9300005746	11/30/2012	563.45
53402400	AWWSC Interest OPEX	CF	9300005748	11/30/2012	129.15
53402400	AWWSC Interest OPEX	CF	9300005749	11/30/2012	1.57
53402400	AWWSC Interest OPEX	CF	9300005749	11/30/2012	7.61
53402400	AWWSC Interest OPEX	CF	9300005749	11/30/2012	1.57
53402400	AWWSC Interest OPEX	CF	9300005750	11/30/2012	5.02
53402400	AWWSC Interest OPEX	CF	9300005750	11/30/2012	1,682.60
53402400	AWWSC Interest OPEX	CF	9300005752	11/30/2012	115.89
53402400	AWWSC Interest OPEX	CF	9300005752	11/30/2012	1.19
53402400	AWWSC Interest OPEX	CF	9300005752	11/30/2012	134.92
53402400	AWWSC Interest OPEX	CF	9300005754	11/30/2012	475.02
53402400	AWWSC Interest OPEX	CF	9300005755	11/30/2012	3.88

Kentucky American Water Company  
Case No. 2012-00520  
Response to PSC DR1, Item 31

Account	Description	Doc Type	Document Number	Posting Date	Amount
53402400	AWWSC Interest OPEX	CF	9300005756	11/30/2012	206.58
53402400	AWWSC Interest OPEX	CF	9300005759	11/30/2012	47.15
53402400	AWWSC Interest OPEX	CF	9300005759	11/30/2012	0.61
53402400	AWWSC Interest OPEX	CF	9300005761	11/30/2012	358.65
53402400	AWWSC Interest OPEX	CF	9300005762	11/30/2012	5.35
53402500	AWWSC Oth Inc OPEX	CF	9300005453	11/30/2012	(185.81)
53402500	AWWSC Oth Inc OPEX	CF	9300005532	11/30/2012	(200.42)
53402500	AWWSC Oth Inc OPEX	CF	9300005738	11/30/2012	(57.17)
53402500	AWWSC Oth Inc OPEX	CF	9300005738	11/30/2012	(710.67)
53402500	AWWSC Oth Inc OPEX	CF	9300005738	11/30/2012	0.04
53402500	AWWSC Oth Inc OPEX	CF	9300005739	11/30/2012	(125.15)
53402500	AWWSC Oth Inc OPEX	CF	9300005739	11/30/2012	0.03
53402500	AWWSC Oth Inc OPEX	CF	9300005740	11/30/2012	(31.76)
53402500	AWWSC Oth Inc OPEX	CF	9300005740	11/30/2012	(36.84)
53402500	AWWSC Oth Inc OPEX	CF	9300005740	11/30/2012	(29.33)
53402500	AWWSC Oth Inc OPEX	CF	9300005741	11/30/2012	(53.90)
53402500	AWWSC Oth Inc OPEX	CF	9300005741	11/30/2012	(69.46)
53402500	AWWSC Oth Inc OPEX	CF	9300005741	11/30/2012	0.04
53402500	AWWSC Oth Inc OPEX	CF	9300005742	11/30/2012	(3.74)
53402500	AWWSC Oth Inc OPEX	CF	9300005742	11/30/2012	0.05
53402500	AWWSC Oth Inc OPEX	CF	9300005742	11/30/2012	(19.44)
53402500	AWWSC Oth Inc OPEX	CF	9300005743	11/30/2012	(37.65)
53402500	AWWSC Oth Inc OPEX	CF	9300005743	11/30/2012	(9.23)
53402500	AWWSC Oth Inc OPEX	CF	9300005743	11/30/2012	0.08
53402500	AWWSC Oth Inc OPEX	CF	9300005744	11/30/2012	(2.89)
53402500	AWWSC Oth Inc OPEX	CF	9300005745	11/30/2012	(41.61)
53402500	AWWSC Oth Inc OPEX	CF	9300005745	11/30/2012	(21.93)
53402500	AWWSC Oth Inc OPEX	CF	9300005747	11/30/2012	(8.90)
53402500	AWWSC Oth Inc OPEX	CF	9300005749	11/30/2012	(33.82)
53402500	AWWSC Oth Inc OPEX	CF	9300005753	11/30/2012	(216.13)
53402500	AWWSC Oth Inc OPEX	CF	9300005757	11/30/2012	(0.56)
53402500	AWWSC Oth Inc OPEX	CF	9300005758	11/30/2012	(2.61)
53402500	AWWSC Oth Inc OPEX	CF	9300005759	11/30/2012	(0.19)
53402500	AWWSC Oth Inc OPEX	CF	9300005759	11/30/2012	(14.61)
53402500	AWWSC Oth Inc OPEX	CF	9300005760	11/30/2012	0.16
53402500	AWWSC Oth Inc OPEX	CF	9300005761	11/30/2012	(457.97)
53402500	AWWSC Oth Inc OPEX	CF	9300005761	11/30/2012	30.40
53402500	AWWSC Oth Inc OPEX	CF	9300005762	11/30/2012	(2.10)
53402500	AWWSC Oth Inc OPEX	CF	9300005763	11/30/2012	(1.91)
53402500	AWWSC Oth Inc OPEX	CF	9300005763	11/30/2012	(0.02)
53402600	AWWSC Inc Tax OPEX	CF	9300005739	11/30/2012	(2,740.10)
53481000	AWWSC Labor CAPX	CF	9300005044	11/30/2012	59.62
53481000	AWWSC Labor CAPX	CF	9300005045	11/30/2012	63.31
53481000	AWWSC Labor CAPX	CF	9300005046	11/30/2012	161.56
53481000	AWWSC Labor CAPX	CF	9300005047	11/30/2012	1,332.83
53481000	AWWSC Labor CAPX	CF	9300005047	11/30/2012	91.98
53481000	AWWSC Labor CAPX	CF	9300005048	11/30/2012	1,181.78
53481000	AWWSC Labor CAPX	CF	9300005048	11/30/2012	49.97
53481000	AWWSC Labor CAPX	CF	9300005049	11/30/2012	675.91
53481000	AWWSC Labor CAPX	CF	9300005050	11/30/2012	2,659.06
53481000	AWWSC Labor CAPX	CF	9300005050	11/30/2012	209.09
53481000	AWWSC Labor CAPX	CF	9300005051	11/30/2012	127.03
53481000	AWWSC Labor CAPX	CF	9300005052	11/30/2012	246.52
53481000	AWWSC Labor CAPX	CF	9300005053	11/30/2012	71.10
53481000	AWWSC Labor CAPX	CF	9300005054	11/30/2012	33.65
53481000	AWWSC Labor CAPX	CF	9300005055	11/30/2012	971.44
53481000	AWWSC Labor CAPX	CF	9300005086	11/30/2012	(282.27)
53481000	AWWSC Labor CAPX	CF	9300005087	11/30/2012	466.58
53481000	AWWSC Labor CAPX	CF	9300005088	11/30/2012	825.48
53481000	AWWSC Labor CAPX	CF	9300005089	11/30/2012	182.22
53481000	AWWSC Labor CAPX	CF	9300005090	11/30/2012	1,455.13
53481000	AWWSC Labor CAPX	CF	9300005092	11/30/2012	53.22
53481000	AWWSC Labor CAPX	CF	9300005093	11/30/2012	248.83
53481000	AWWSC Labor CAPX	CF	9300005094	11/30/2012	9.30
53481000	AWWSC Labor CAPX	CF	9300005095	11/30/2012	677.20
53481000	AWWSC Labor CAPX	CF	9300005095	11/30/2012	11.30
53481000	AWWSC Labor CAPX	CF	9300005097	11/30/2012	8,292.46
53481000	AWWSC Labor CAPX	CF	9300005097	11/30/2012	1,164.00
53481000	AWWSC Labor CAPX	CF	9300005098	11/30/2012	342.88
53481000	AWWSC Labor CAPX	CF	9300005099	11/30/2012	129.96
53481000	AWWSC Labor CAPX	CF	9300005100	11/30/2012	666.71
53481000	AWWSC Labor CAPX	CF	9300005101	11/30/2012	(1,324.02)
53481000	AWWSC Labor CAPX	CF	9300005102	11/30/2012	(306.22)
53481000	AWWSC Labor CAPX	CF	9300005105	11/30/2012	516.62
53481000	AWWSC Labor CAPX	CF	9300005106	11/30/2012	197.03
53481000	AWWSC Labor CAPX	CF	9300005107	11/30/2012	226.38
53481000	AWWSC Labor CAPX	CF	9300005108	11/30/2012	23.60

Kentucky American Water Company  
Case No. 2012-00520  
Response to PSC DR1, Item 31

Account	Description	Doc Type	Document Number	Posting Date	Amount
53481000	AWWSC Labor CAPX	CF	9300005109	11/30/2012	23.60
53481000	AWWSC Labor CAPX	CF	9300005110	11/30/2012	23.60
53481000	AWWSC Labor CAPX	CF	9300005111	11/30/2012	258.47
53481000	AWWSC Labor CAPX	CF	9300005112	11/30/2012	273.69
53481000	AWWSC Labor CAPX	CF	9300005113	11/30/2012	129.75
53481000	AWWSC Labor CAPX	CF	9300005113	11/30/2012	174.31
53481000	AWWSC Labor CAPX	CF	9300005114	11/30/2012	169.92
53481000	AWWSC Labor CAPX	CF	9300005115	11/30/2012	426.89
53481000	AWWSC Labor CAPX	CF	9300005116	11/30/2012	280.26
53481000	AWWSC Labor CAPX	CF	9300005117	11/30/2012	440.26
53481000	AWWSC Labor CAPX	CF	9300005119	11/30/2012	495.50
53481000	AWWSC Labor CAPX	CF	9300005120	11/30/2012	537.96
53481000	AWWSC Labor CAPX	CF	9300005121	11/30/2012	534.08
53481000	AWWSC Labor CAPX	CF	9300005122	11/30/2012	169.44
53481000	AWWSC Labor CAPX	CF	9300005123	11/30/2012	180.88
53481000	AWWSC Labor CAPX	CF	9300005124	11/30/2012	184.95
53481000	AWWSC Labor CAPX	CF	9300005125	11/30/2012	1,852.71
53481000	AWWSC Labor CAPX	CF	9300005125	11/30/2012	830.57
53481000	AWWSC Labor CAPX	CF	9300005127	11/30/2012	2,437.10
53481000	AWWSC Labor CAPX	CF	9300005127	11/30/2012	578.64
53481000	AWWSC Labor CAPX	CF	9300005128	11/30/2012	(21.24)
53481000	AWWSC Labor CAPX	CF	9300005128	11/30/2012	270.03
53481000	AWWSC Labor CAPX	CF	9300005129	11/30/2012	247.03
53481000	AWWSC Labor CAPX	CF	9300005130	11/30/2012	247.03
53481000	AWWSC Labor CAPX	CF	9300005131	11/30/2012	247.03
53481000	AWWSC Labor CAPX	CF	9300005132	11/30/2012	37.28
53481000	AWWSC Labor CAPX	CF	9300005133	11/30/2012	159.61
53481000	AWWSC Labor CAPX	CF	9300005134	11/30/2012	(136.85)
53481000	AWWSC Labor CAPX	CF	9300005135	11/30/2012	(136.85)
53481000	AWWSC Labor CAPX	CF	9300005136	11/30/2012	(136.85)
53481000	AWWSC Labor CAPX	CF	9300005148	11/30/2012	(18.74)
53481000	AWWSC Labor CAPX	CF	9300005154	11/30/2012	58.56
53481000	AWWSC Labor CAPX	CF	9300005172	11/30/2012	747.55
53481000	AWWSC Labor CAPX	CF	9300005173	11/30/2012	3,439.63
53481000	AWWSC Labor CAPX	CF	9300005173	11/30/2012	778.69
53481000	AWWSC Labor CAPX	CF	9300005174	11/30/2012	280.15
53481000	AWWSC Labor CAPX	CF	9300005175	11/30/2012	13.58
53481000	AWWSC Labor CAPX	CF	9300005178	11/30/2012	5,093.13
53481000	AWWSC Labor CAPX	CF	9300005178	11/30/2012	1,123.06
53481000	AWWSC Labor CAPX	CF	9300005180	11/30/2012	415.22
53481000	AWWSC Labor CAPX	CF	9300005181	11/30/2012	2.15
53481000	AWWSC Labor CAPX	CF	9300005184	11/30/2012	(9.88)
53481000	AWWSC Labor CAPX	CF	9300005185	11/30/2012	1,210.52
53481000	AWWSC Labor CAPX	CF	9300005189	11/30/2012	255.16
53481000	AWWSC Labor CAPX	CF	9300005192	11/30/2012	255.16
53481000	AWWSC Labor CAPX	CF	9300005193	11/30/2012	200.29
53481000	AWWSC Labor CAPX	CF	9300005193	11/30/2012	200.50
53481000	AWWSC Labor CAPX	CF	9300005195	11/30/2012	266.32
53481000	AWWSC Labor CAPX	CF	9300005196	11/30/2012	767.05
53481000	AWWSC Labor CAPX	CF	9300005198	11/30/2012	95.37
53481000	AWWSC Labor CAPX	CF	9300005200	11/30/2012	715.22
53481000	AWWSC Labor CAPX	CF	9300005201	11/30/2012	263.56
53481000	AWWSC Labor CAPX	CF	9300005202	11/30/2012	252.35
53481000	AWWSC Labor CAPX	CF	9300005203	11/30/2012	(77.10)
53481000	AWWSC Labor CAPX	CF	9300005204	11/30/2012	(18.84)
53481000	AWWSC Labor CAPX	CF	9300005206	11/30/2012	164.45
53481000	AWWSC Labor CAPX	CF	9300005207	11/30/2012	863.30
53481000	AWWSC Labor CAPX	CF	9300005207	11/30/2012	73.52
53481000	AWWSC Labor CAPX	CF	9300005208	11/30/2012	318.00
53481000	AWWSC Labor CAPX	CF	9300005215	11/30/2012	279.57
53481000	AWWSC Labor CAPX	CF	9300005217	11/30/2012	(1.94)
53481000	AWWSC Labor CAPX	CF	9300005217	11/30/2012	4.71
53481000	AWWSC Labor CAPX	CF	9300005218	11/30/2012	24.93
53481000	AWWSC Labor CAPX	CF	9300005218	11/30/2012	3.74
53481000	AWWSC Labor CAPX	CF	9300005219	11/30/2012	(0.08)
53481000	AWWSC Labor CAPX	CF	9300005220	11/30/2012	259.76
53481000	AWWSC Labor CAPX	CF	9300005222	11/30/2012	26.89
53481000	AWWSC Labor CAPX	CF	9300005225	11/30/2012	22.36
53481000	AWWSC Labor CAPX	CF	9300005229	11/30/2012	29.85
53481000	AWWSC Labor CAPX	CF	9300005232	11/30/2012	26.41
53481000	AWWSC Labor CAPX	CF	9300005235	11/30/2012	29.89
53481000	AWWSC Labor CAPX	CF	9300005249	11/30/2012	(6.30)
53481000	AWWSC Labor CAPX	CF	9300005249	11/30/2012	(12.60)
53481000	AWWSC Labor CAPX	CF	9300005250	11/30/2012	(32.35)
53481000	AWWSC Labor CAPX	CF	9300005251	11/30/2012	157.31
53481000	AWWSC Labor CAPX	CF	9300005252	11/30/2012	99.05
53481000	AWWSC Labor CAPX	CF	9300005254	11/30/2012	1,035.59

Kentucky American Water Company  
Case No. 2012-00520  
Response to PSC DR1, Item 31

Account	Description	Doc Type	Document Number	Posting Date	Amount
53481000	AWWSC Labor CAPX	CF	9300005254	11/30/2012	68.39
53481000	AWWSC Labor CAPX	CF	9300005255	11/30/2012	13.18
53481000	AWWSC Labor CAPX	CF	9300005256	11/30/2012	256.13
53481000	AWWSC Labor CAPX	CF	9300005261	11/30/2012	(3.77)
53481000	AWWSC Labor CAPX	CF	9300005261	11/30/2012	94.34
53481000	AWWSC Labor CAPX	CF	9300005262	11/30/2012	(18.29)
53481000	AWWSC Labor CAPX	CF	9300005263	11/30/2012	(564.17)
53481000	AWWSC Labor CAPX	CF	9300005264	11/30/2012	(50.98)
53481000	AWWSC Labor CAPX	CF	9300005265	11/30/2012	300.65
53481000	AWWSC Labor CAPX	CF	9300005267	11/30/2012	100.16
53481000	AWWSC Labor CAPX	CF	9300005272	11/30/2012	7.10
53481000	AWWSC Labor CAPX	CF	9300005276	11/30/2012	7.07
53481000	AWWSC Labor CAPX	CF	9300005277	11/30/2012	1,153.52
53481000	AWWSC Labor CAPX	CF	9300005278	11/30/2012	279.80
53481000	AWWSC Labor CAPX	CF	9300005282	11/30/2012	1,186.02
53481000	AWWSC Labor CAPX	CF	9300005284	11/30/2012	77.33
53481000	AWWSC Labor CAPX	CF	9300005285	11/30/2012	153.25
53481000	AWWSC Labor CAPX	CF	9300005286	11/30/2012	382.28
53481000	AWWSC Labor CAPX	CF	9300005288	11/30/2012	337.28
53481000	AWWSC Labor CAPX	CF	9300005289	11/30/2012	33.75
53481000	AWWSC Labor CAPX	CF	9300005290	11/30/2012	62.65
53481000	AWWSC Labor CAPX	CF	9300005293	11/30/2012	115.39
53481000	AWWSC Labor CAPX	CF	9300005296	11/30/2012	96.25
53481000	AWWSC Labor CAPX	CF	9300005297	11/30/2012	89.55
53481000	AWWSC Labor CAPX	CF	9300005298	11/30/2012	52.10
53481000	AWWSC Labor CAPX	CF	9300005299	11/30/2012	(7.60)
53481000	AWWSC Labor CAPX	CF	9300005300	11/30/2012	234.81
53481000	AWWSC Labor CAPX	CF	9300005308	11/30/2012	202.11
53481000	AWWSC Labor CAPX	CF	9300005311	11/30/2012	341.17
53481000	AWWSC Labor CAPX	CF	9300005312	11/30/2012	138.90
53481000	AWWSC Labor CAPX	CF	9300005315	11/30/2012	279.89
53481000	AWWSC Labor CAPX	CF	9300005316	11/30/2012	68.36
53481000	AWWSC Labor CAPX	CF	9300005319	11/30/2012	44.96
53481000	AWWSC Labor CAPX	CF	9300005320	11/30/2012	(34.73)
53481000	AWWSC Labor CAPX	CF	9300005323	11/30/2012	44.95
53481000	AWWSC Labor CAPX	CF	9300005324	11/30/2012	(34.73)
53481000	AWWSC Labor CAPX	CF	9300005327	11/30/2012	335.16
53481000	AWWSC Labor CAPX	CF	9300005329	11/30/2012	(23.87)
53481000	AWWSC Labor CAPX	CF	9300005330	11/30/2012	292.81
53481000	AWWSC Labor CAPX	CF	9300005331	11/30/2012	309.65
53481000	AWWSC Labor CAPX	CF	9300005332	11/30/2012	53.29
53481000	AWWSC Labor CAPX	CF	9300005541	11/30/2012	(5,625.62)
53481000	AWWSC Labor CAPX	CF	9300005542	11/30/2012	(1,273.45)
53481000	AWWSC Labor CAPX	CF	9300005625	11/30/2012	3.15
53481000	AWWSC Labor CAPX	CF	9300005626	11/30/2012	11.33
53481000	AWWSC Labor CAPX	CF	9300005626	11/30/2012	0.48
53481000	AWWSC Labor CAPX	CF	9300005627	11/30/2012	3.53
53481000	AWWSC Labor CAPX	CF	9300005627	11/30/2012	0.09
53481000	AWWSC Labor CAPX	CF	9300005628	11/30/2012	1.53
53481000	AWWSC Labor CAPX	CF	9300005629	11/30/2012	5.26
53481000	AWWSC Labor CAPX	CF	9300005631	11/30/2012	3.16
53481000	AWWSC Labor CAPX	CF	9300005631	11/30/2012	0.21
53481000	AWWSC Labor CAPX	CF	9300005632	11/30/2012	2.77
53481000	AWWSC Labor CAPX	CF	9300005632	11/30/2012	0.01
53481000	AWWSC Labor CAPX	CF	9300005632	11/30/2012	10.24
53481000	AWWSC Labor CAPX	CF	9300005633	11/30/2012	4.78
53481000	AWWSC Labor CAPX	CF	9300005634	11/30/2012	6.91
53481000	AWWSC Labor CAPX	CF	9300005634	11/30/2012	2.59
53481000	AWWSC Labor CAPX	CF	9300005635	11/30/2012	5.33
53481000	AWWSC Labor CAPX	CF	9300005635	11/30/2012	19.56
53481000	AWWSC Labor CAPX	CF	9300005635	11/30/2012	0.06
53481000	AWWSC Labor CAPX	CF	9300005637	11/30/2012	7.82
53481000	AWWSC Labor CAPX	CF	9300005637	11/30/2012	4.84
53481000	AWWSC Labor CAPX	CF	9300005637	11/30/2012	0.25
53481000	AWWSC Labor CAPX	CF	9300005638	11/30/2012	0.25
53481000	AWWSC Labor CAPX	CF	9300005638	11/30/2012	7.49
53481000	AWWSC Labor CAPX	CF	9300005638	11/30/2012	0.01
53481000	AWWSC Labor CAPX	CF	9300005639	11/30/2012	0.04
53481000	AWWSC Labor CAPX	CF	9300005639	11/30/2012	0.11
53481000	AWWSC Labor CAPX	CF	9300005639	11/30/2012	(0.29)
53481000	AWWSC Labor CAPX	CF	9300005640	11/30/2012	1.34
53481000	AWWSC Labor CAPX	CF	9300005641	11/30/2012	0.30
53481000	AWWSC Labor CAPX	CF	9300005642	11/30/2012	1.11
53481000	AWWSC Labor CAPX	CF	9300005642	11/30/2012	0.19
53481000	AWWSC Labor CAPX	CF	9300005642	11/30/2012	0.04
53481000	AWWSC Labor CAPX	CF	9300005643	11/30/2012	1.27
53481000	AWWSC Labor CAPX	CF	9300005643	11/30/2012	0.06

Kentucky American Water Company  
Case No. 2012-00520  
Response to PSC DR1, Item 31

Account	Description	Doc Type	Document Number	Posting Date	Amount
53481000	AWWSC Labor CAPX	CF	9300005644	11/30/2012	1.48
53481000	AWWSC Labor CAPX	CF	9300005644	11/30/2012	212.02
53481000	AWWSC Labor CAPX	CF	9300005646	11/30/2012	468.83
53481000	AWWSC Labor CAPX	CF	9300005646	11/30/2012	20.32
53481000	AWWSC Labor CAPX	CF	9300005647	11/30/2012	10.24
53481000	AWWSC Labor CAPX	CF	9300005648	11/30/2012	204.76
53481000	AWWSC Labor CAPX	CF	9300005648	11/30/2012	2.84
53481000	AWWSC Labor CAPX	CF	9300005649	11/30/2012	136.92
53481000	AWWSC Labor CAPX	CF	9300005650	11/30/2012	(234.49)
53481000	AWWSC Labor CAPX	CF	9300005650	11/30/2012	3.06
53481000	AWWSC Labor CAPX	CF	9300005650	11/30/2012	0.07
53481000	AWWSC Labor CAPX	CF	9300005650	11/30/2012	0.13
53481000	AWWSC Labor CAPX	CF	9300005651	11/30/2012	0.92
53481000	AWWSC Labor CAPX	CF	9300005651	11/30/2012	1.32
53481000	AWWSC Labor CAPX	CF	9300005651	11/30/2012	0.09
53481000	AWWSC Labor CAPX	CF	9300005651	11/30/2012	0.08
53481000	AWWSC Labor CAPX	CF	9300005652	11/30/2012	3.96
53481000	AWWSC Labor CAPX	CF	9300005652	11/30/2012	1.78
53481000	AWWSC Labor CAPX	CF	9300005652	11/30/2012	1.37
53481000	AWWSC Labor CAPX	CF	9300005652	11/30/2012	0.05
53481000	AWWSC Labor CAPX	CF	9300005653	11/30/2012	0.21
53481000	AWWSC Labor CAPX	CF	9300005653	11/30/2012	2.94
53481000	AWWSC Labor CAPX	CF	9300005653	11/30/2012	0.07
53481000	AWWSC Labor CAPX	CF	9300005654	11/30/2012	0.15
53481000	AWWSC Labor CAPX	CF	9300005655	11/30/2012	2.17
53481000	AWWSC Labor CAPX	CF	9300005656	11/30/2012	(5.33)
53481000	AWWSC Labor CAPX	CF	9300005656	11/30/2012	(0.83)
53481000	AWWSC Labor CAPX	CF	9300005657	11/30/2012	0.05
53481000	AWWSC Labor CAPX	CF	9300005657	11/30/2012	(0.37)
53481000	AWWSC Labor CAPX	CF	9300005657	11/30/2012	(0.05)
53481000	AWWSC Labor CAPX	CF	9300005658	11/30/2012	(0.38)
53481000	AWWSC Labor CAPX	CF	9300005658	11/30/2012	0.54
53481000	AWWSC Labor CAPX	CF	9300005660	11/30/2012	0.01
53481000	AWWSC Labor CAPX	CF	9300005661	11/30/2012	(0.38)
53481000	AWWSC Labor CAPX	CF	9300005661	11/30/2012	(0.40)
53481000	AWWSC Labor CAPX	CF	9300005662	11/30/2012	(0.21)
53481000	AWWSC Labor CAPX	CF	9300005663	11/30/2012	0.02
53481000	AWWSC Labor CAPX	CF	9300005663	11/30/2012	0.01
53481000	AWWSC Labor CAPX	CF	9300005663	11/30/2012	0.11
53481000	AWWSC Labor CAPX	CF	9300005664	11/30/2012	0.33
53481000	AWWSC Labor CAPX	CF	9300005664	11/30/2012	(0.30)
53481000	AWWSC Labor CAPX	CF	9300005665	11/30/2012	192.72
53481000	AWWSC Labor CAPX	CF	9300005677	11/30/2012	689.07
53481000	AWWSC Labor CAPX	CF	9300005680	11/30/2012	284.30
53481000	AWWSC Labor CAPX	CF	9300005681	11/30/2012	85.32
53481000	AWWSC Labor CAPX	CF	9300005689	11/30/2012	311.97
53481000	AWWSC Labor CAPX	CF	9300005700	11/30/2012	6,120.75
53481000	AWWSC Labor CAPX	CF	9300005701	11/30/2012	771.58
53481000	AWWSC Labor CAPX	CF	9300005702	11/30/2012	2,499.15
53481000	AWWSC Labor CAPX	CF	9300005712	11/30/2012	327.60
53481000	AWWSC Labor CAPX	CF	9300005729	11/30/2012	(566.77)
53481000	AWWSC Labor CAPX	CF	9300005730	11/30/2012	(1.65)
53481000	AWWSC Labor CAPX	CF	9300005730	11/30/2012	278.86
53481000	AWWSC Labor CAPX	CF	9300005731	11/30/2012	(54.66)
53481000	AWWSC Labor CAPX	CF	9300005731	11/30/2012	88.16
53481000	AWWSC Labor CAPX	CF	9300005731	11/30/2012	19.67
53481000	AWWSC Labor CAPX	CF	9300005732	11/30/2012	2.58
53481000	AWWSC Labor CAPX	CF	9300005733	11/30/2012	87.38
53481000	AWWSC Labor CAPX	CF	9300005734	11/30/2012	0.23
53481000	AWWSC Labor CAPX	CF	9300005735	11/30/2012	(0.39)
53481000	AWWSC Labor CAPX	CF	9300005735	11/30/2012	0.23
53481000	AWWSC Labor CAPX	CF	9300005735	11/30/2012	0.05
53481000	AWWSC Labor CAPX	CF	9300005736	11/30/2012	0.04
53481000	AWWSC Labor CAPX	CF	9300005736	11/30/2012	0.12
53481000	AWWSC Labor CAPX	CF	9300005736	11/30/2012	0.28
53481000	AWWSC Labor CAPX	UT	9300005765	11/30/2012	1,630.24
53481000	AWWSC Labor CAPX	UT	9300005764	11/30/2012	(22,177.85)
53481000	AWWSC Labor CAPX	UT	9300005764	11/30/2012	(749.66)
53481000	AWWSC Labor CAPX	UZ	2000000576	11/30/2012	6,899.07
53481000	AWWSC Labor CAPX	UZ	2000000576	11/30/2012	(118.48)
53481000	AWWSC Labor CAPX	UZ	2000000578	11/30/2012	(125.18)
53481000	AWWSC Labor CAPX	UZ	2000000575	11/30/2012	(87.49)
53481000	AWWSC Labor CAPX	UZ	2000000575	11/30/2012	(259.97)
53481000	AWWSC Labor CAPX	UZ	2000000576	11/30/2012	(144.32)
53481000	AWWSC Labor CAPX	UZ	2000000580	11/30/2012	(91.58)
53481000	AWWSC Labor CAPX	UZ	2000000576	11/30/2012	(81.03)
53481000	AWWSC Labor CAPX	UZ	2000000580	11/30/2012	7.60

Kentucky American Water Company  
Case No. 2012-00520  
Response to PSC DR1, Item 31

Account	Description	Doc Type	Document Number	Posting Date	Amount
53481000	AWWSC Labor CAPX	UZ	2000000575	11/30/2012	(321.59)
53481000	AWWSC Labor CAPX	UZ	2000000576	11/30/2012	(1,591.04)
53481000	AWWSC Labor CAPX	UZ	2000000578	11/30/2012	(1,903.26)
53481000	AWWSC Labor CAPX	UZ	2000000578	11/30/2012	(486.76)
53481000	AWWSC Labor CAPX	UZ	2000000578	11/30/2012	(744.64)
53481000	AWWSC Labor CAPX	UZ	2000000576	11/30/2012	(7.10)
53481000	AWWSC Labor CAPX	UZ	2000000578	11/30/2012	0.24
53481000	AWWSC Labor CAPX	UZ	2000000578	11/30/2012	(323.11)
53481000	AWWSC Labor CAPX	UZ	2000000576	11/30/2012	(108.95)
53481000	AWWSC Labor CAPX	UZ	2000000578	11/30/2012	50.98
53481000	AWWSC Labor CAPX	UZ	2000000578	11/30/2012	564.17
53481000	AWWSC Labor CAPX	UZ	2000000575	11/30/2012	(94.34)
53481000	AWWSC Labor CAPX	UZ	2000000580	11/30/2012	22.06
53481000	AWWSC Labor CAPX	UZ	2000000578	11/30/2012	(342.91)
53481000	AWWSC Labor CAPX	UZ	2000000580	11/30/2012	(13.18)
53481000	AWWSC Labor CAPX	UZ	2000000580	11/30/2012	(1,451.13)
53481000	AWWSC Labor CAPX	UZ	2000000580	11/30/2012	(127.98)
53481000	AWWSC Labor CAPX	UZ	2000000578	11/30/2012	(215.17)
53481000	AWWSC Labor CAPX	UZ	2000000580	11/30/2012	32.35
53481000	AWWSC Labor CAPX	UZ	2000000580	11/30/2012	18.90
53481000	AWWSC Labor CAPX	UZ	2000000576	11/30/2012	(29.89)
53481000	AWWSC Labor CAPX	UZ	2000000576	11/30/2012	(26.41)
53481000	AWWSC Labor CAPX	UZ	2000000578	11/30/2012	(29.85)
53481000	AWWSC Labor CAPX	UZ	2000000576	11/30/2012	(22.36)
53481000	AWWSC Labor CAPX	UZ	2000000578	11/30/2012	(26.89)
53481000	AWWSC Labor CAPX	UZ	2000000575	11/30/2012	0.10
53481000	AWWSC Labor CAPX	UZ	2000000580	11/30/2012	(376.87)
53481000	AWWSC Labor CAPX	UZ	2000000576	11/30/2012	(4.71)
53481000	AWWSC Labor CAPX	UZ	2000000580	11/30/2012	1.94
53481000	AWWSC Labor CAPX	UZ	2000000580	11/30/2012	(366.35)
53481000	AWWSC Labor CAPX	UZ	2000000578	11/30/2012	(433.73)
53481000	AWWSC Labor CAPX	UZ	2000000575	11/30/2012	(1,226.11)
53481000	AWWSC Labor CAPX	UZ	2000000578	11/30/2012	(222.31)
53481000	AWWSC Labor CAPX	UZ	2000000576	11/30/2012	18.84
53481000	AWWSC Labor CAPX	UZ	2000000576	11/30/2012	77.10
53481000	AWWSC Labor CAPX	UZ	2000000578	11/30/2012	(339.13)
53481000	AWWSC Labor CAPX	UZ	2000000576	11/30/2012	(350.34)
53481000	AWWSC Labor CAPX	UZ	2000000576	11/30/2012	(1,045.42)
53481000	AWWSC Labor CAPX	UZ	2000000578	11/30/2012	8.25
53481000	AWWSC Labor CAPX	UZ	2000000578	11/30/2012	(1,027.42)
53481000	AWWSC Labor CAPX	UZ	2000000580	11/30/2012	(353.10)
53481000	AWWSC Labor CAPX	UZ	2000000578	11/30/2012	(458.65)
53481000	AWWSC Labor CAPX	UZ	2000000580	11/30/2012	(341.94)
53481000	AWWSC Labor CAPX	UZ	2000000578	11/30/2012	(341.94)
53481000	AWWSC Labor CAPX	UZ	2000000578	11/30/2012	9.88
53481000	AWWSC Labor CAPX	UZ	2000000580	11/30/2012	(1,615.54)
53481000	AWWSC Labor CAPX	UZ	2000000575	11/30/2012	(562.01)
53481000	AWWSC Labor CAPX	UZ	2000000576	11/30/2012	0.39
53481000	AWWSC Labor CAPX	UZ	2000000580	11/30/2012	(7,908.63)
53481000	AWWSC Labor CAPX	UZ	2000000578	11/30/2012	(5,742.43)
53481000	AWWSC Labor CAPX	UZ	2000000580	11/30/2012	(1,007.92)
53481000	AWWSC Labor CAPX	UZ	2000000576	11/30/2012	18.74
53481000	AWWSC Labor CAPX	UZ	2000000576	11/30/2012	(254.89)
53481000	AWWSC Labor CAPX	UZ	2000000580	11/30/2012	(669.09)
53481000	AWWSC Labor CAPX	UZ	2000000575	11/30/2012	(313.16)
53481000	AWWSC Labor CAPX	UZ	2000000575	11/30/2012	(37.28)
53481000	AWWSC Labor CAPX	UZ	2000000578	11/30/2012	(333.81)
53481000	AWWSC Labor CAPX	UZ	2000000578	11/30/2012	(333.81)
53481000	AWWSC Labor CAPX	UZ	2000000580	11/30/2012	(333.81)
53481000	AWWSC Labor CAPX	UZ	2000000578	11/30/2012	21.24
53481000	AWWSC Labor CAPX	UZ	2000000580	11/30/2012	(270.03)
53481000	AWWSC Labor CAPX	UZ	2000000578	11/30/2012	(3,825.75)
53481000	AWWSC Labor CAPX	UZ	2000000580	11/30/2012	(3,290.80)
53481000	AWWSC Labor CAPX	UZ	2000000580	11/30/2012	(242.81)
53481000	AWWSC Labor CAPX	UZ	2000000578	11/30/2012	(238.74)
53481000	AWWSC Labor CAPX	UZ	2000000578	11/30/2012	(227.30)
53481000	AWWSC Labor CAPX	UZ	2000000580	11/30/2012	(584.90)
53481000	AWWSC Labor CAPX	UZ	2000000576	11/30/2012	(367.04)
53481000	AWWSC Labor CAPX	UZ	2000000576	11/30/2012	(571.53)
53481000	AWWSC Labor CAPX	UZ	2000000576	11/30/2012	(707.67)
53481000	AWWSC Labor CAPX	UZ	2000000578	11/30/2012	(227.78)
53481000	AWWSC Labor CAPX	UZ	2000000576	11/30/2012	(332.99)
53481000	AWWSC Labor CAPX	UZ	2000000576	11/30/2012	(360.47)
53481000	AWWSC Labor CAPX	UZ	2000000575	11/30/2012	(345.25)
53481000	AWWSC Labor CAPX	UZ	2000000576	11/30/2012	(23.60)
53481000	AWWSC Labor CAPX	UZ	2000000578	11/30/2012	(23.60)
53481000	AWWSC Labor CAPX	UZ	2000000580	11/30/2012	(23.60)

Kentucky American Water Company  
Case No. 2012-00520  
Response to PSC DR1, Item 31

Account	Description	Doc Type	Document Number	Posting Date	Amount
53481000	AWWSC Labor CAPX	UZ	2000000578	11/30/2012	136.85
53481000	AWWSC Labor CAPX	UZ	2000000576	11/30/2012	136.85
53481000	AWWSC Labor CAPX	UZ	2000000578	11/30/2012	136.85
53481000	AWWSC Labor CAPX	UZ	2000000575	11/30/2012	(82.22)
53481000	AWWSC Labor CAPX	UZ	2000000580	11/30/2012	(217.47)
53481000	AWWSC Labor CAPX	UZ	2000000576	11/30/2012	(711.55)
53481000	AWWSC Labor CAPX	UZ	2000000576	11/30/2012	(690.21)
53481000	AWWSC Labor CAPX	UZ	2000000576	11/30/2012	(425.38)
53481000	AWWSC Labor CAPX	UZ	2000000576	11/30/2012	(379.59)
53481000	AWWSC Labor CAPX	UZ	2000000576	11/30/2012	(450.89)
53481000	AWWSC Labor CAPX	UZ	2000000580	11/30/2012	23.87
53481000	AWWSC Labor CAPX	UZ	2000000576	11/30/2012	(44.95)
53481000	AWWSC Labor CAPX	UZ	2000000580	11/30/2012	34.73
53481000	AWWSC Labor CAPX	UZ	2000000576	11/30/2012	34.73
53481000	AWWSC Labor CAPX	UZ	2000000578	11/30/2012	(44.96)
53481000	AWWSC Labor CAPX	UZ	2000000578	11/30/2012	(463.98)
53481000	AWWSC Labor CAPX	UZ	2000000576	11/30/2012	(624.71)
53481100	AWWSC Pension CAPX	CF	9300005625	11/30/2012	3.79
53481100	AWWSC Pension CAPX	CF	9300005626	11/30/2012	3.80
53481100	AWWSC Pension CAPX	CF	9300005626	11/30/2012	8.85
53481100	AWWSC Pension CAPX	CF	9300005627	11/30/2012	7.65
53481100	AWWSC Pension CAPX	CF	9300005627	11/30/2012	1.72
53481100	AWWSC Pension CAPX	CF	9300005628	11/30/2012	8.65
53481100	AWWSC Pension CAPX	CF	9300005629	11/30/2012	1.84
53481100	AWWSC Pension CAPX	CF	9300005629	11/30/2012	6.51
53481100	AWWSC Pension CAPX	CF	9300005630	11/30/2012	2.66
53481100	AWWSC Pension CAPX	CF	9300005630	11/30/2012	5.10
53481100	AWWSC Pension CAPX	CF	9300005631	11/30/2012	10.16
53481100	AWWSC Pension CAPX	CF	9300005631	11/30/2012	1.14
53481100	AWWSC Pension CAPX	CF	9300005631	11/30/2012	3.95
53481100	AWWSC Pension CAPX	CF	9300005632	11/30/2012	4.26
53481100	AWWSC Pension CAPX	CF	9300005632	11/30/2012	6.17
53481100	AWWSC Pension CAPX	CF	9300005633	11/30/2012	5.31
53481100	AWWSC Pension CAPX	CF	9300005633	11/30/2012	2.49
53481100	AWWSC Pension CAPX	CF	9300005633	11/30/2012	0.52
53481100	AWWSC Pension CAPX	CF	9300005634	11/30/2012	2.65
53481100	AWWSC Pension CAPX	CF	9300005635	11/30/2012	1.00
53481100	AWWSC Pension CAPX	CF	9300005635	11/30/2012	12.53
53481100	AWWSC Pension CAPX	CF	9300005636	11/30/2012	14.16
53481100	AWWSC Pension CAPX	CF	9300005636	11/30/2012	2.16
53481100	AWWSC Pension CAPX	CF	9300005636	11/30/2012	8.52
53481100	AWWSC Pension CAPX	CF	9300005638	11/30/2012	0.58
53481100	AWWSC Pension CAPX	CF	9300005640	11/30/2012	2.01
53481100	AWWSC Pension CAPX	CF	9300005641	11/30/2012	29.84
53481100	AWWSC Pension CAPX	CF	9300005643	11/30/2012	4.36
53481100	AWWSC Pension CAPX	CF	9300005644	11/30/2012	0.71
53481100	AWWSC Pension CAPX	CF	9300005644	11/30/2012	0.82
53481100	AWWSC Pension CAPX	CF	9300005645	11/30/2012	200.22
53481100	AWWSC Pension CAPX	CF	9300005646	11/30/2012	476.05
53481100	AWWSC Pension CAPX	CF	9300005647	11/30/2012	244.72
53481100	AWWSC Pension CAPX	CF	9300005648	11/30/2012	294.94
53481100	AWWSC Pension CAPX	CF	9300005649	11/30/2012	193.05
53481100	AWWSC Pension CAPX	CF	9300005649	11/30/2012	121.16
53481100	AWWSC Pension CAPX	CF	9300005650	11/30/2012	1.35
53481100	AWWSC Pension CAPX	CF	9300005650	11/30/2012	1.96
53481100	AWWSC Pension CAPX	CF	9300005650	11/30/2012	1.03
53481100	AWWSC Pension CAPX	CF	9300005650	11/30/2012	2.60
53481100	AWWSC Pension CAPX	CF	9300005651	11/30/2012	8.72
53481100	AWWSC Pension CAPX	CF	9300005651	11/30/2012	3.40
53481100	AWWSC Pension CAPX	CF	9300005651	11/30/2012	2.39
53481100	AWWSC Pension CAPX	CF	9300005652	11/30/2012	0.83
53481100	AWWSC Pension CAPX	CF	9300005652	11/30/2012	12.90
53481100	AWWSC Pension CAPX	CF	9300005652	11/30/2012	8.15
53481100	AWWSC Pension CAPX	CF	9300005652	11/30/2012	0.57
53481100	AWWSC Pension CAPX	CF	9300005653	11/30/2012	0.44
53481100	AWWSC Pension CAPX	CF	9300005653	11/30/2012	0.14
53481100	AWWSC Pension CAPX	CF	9300005653	11/30/2012	0.82
53481100	AWWSC Pension CAPX	CF	9300005654	11/30/2012	0.33
53481100	AWWSC Pension CAPX	CF	9300005654	11/30/2012	0.12
53481100	AWWSC Pension CAPX	CF	9300005655	11/30/2012	0.85
53481100	AWWSC Pension CAPX	CF	9300005656	11/30/2012	0.50
53481100	AWWSC Pension CAPX	CF	9300005656	11/30/2012	0.64
53481100	AWWSC Pension CAPX	CF	9300005657	11/30/2012	0.64
53481100	AWWSC Pension CAPX	CF	9300005658	11/30/2012	0.25
53481100	AWWSC Pension CAPX	CF	9300005659	11/30/2012	0.17
53481100	AWWSC Pension CAPX	CF	9300005659	11/30/2012	0.29
53481100	AWWSC Pension CAPX	CF	9300005660	11/30/2012	0.31



Kentucky American Water Company  
Case No. 2012-00520  
Response to PSC DR1, Item 31

Account	Description	Doc Type	Document Number	Posting Date	Amount
53481100	AWWSC Pension CAPX	CF	9300005661	11/30/2012	0.11
53481100	AWWSC Pension CAPX	CF	9300005662	11/30/2012	0.42
53481100	AWWSC Pension CAPX	CF	9300005662	11/30/2012	0.27
53481100	AWWSC Pension CAPX	CF	9300005663	11/30/2012	0.58
53481100	AWWSC Pension CAPX	CF	9300005663	11/30/2012	0.14
53481100	AWWSC Pension CAPX	CF	9300005664	11/30/2012	0.19
53481100	AWWSC Pension CAPX	CF	9300005664	11/30/2012	0.66
53481100	AWWSC Pension CAPX	CF	9300005666	11/30/2012	170.01
53481100	AWWSC Pension CAPX	CF	9300005667	11/30/2012	396.74
53481100	AWWSC Pension CAPX	CF	9300005674	11/30/2012	700.67
53481100	AWWSC Pension CAPX	CF	9300005685	11/30/2012	573.56
53481100	AWWSC Pension CAPX	CF	9300005697	11/30/2012	1,377.99
53481100	AWWSC Pension CAPX	CF	9300005709	11/30/2012	440.51
53481100	AWWSC Pension CAPX	CF	9300005718	11/30/2012	672.92
53481100	AWWSC Pension CAPX	CF	9300005729	11/30/2012	214.77
53481100	AWWSC Pension CAPX	CF	9300005729	11/30/2012	104.30
53481100	AWWSC Pension CAPX	CF	9300005730	11/30/2012	178.75
53481100	AWWSC Pension CAPX	CF	9300005731	11/30/2012	197.79
53481100	AWWSC Pension CAPX	CF	9300005732	11/30/2012	359.74
53481100	AWWSC Pension CAPX	CF	9300005732	11/30/2012	139.20
53481100	AWWSC Pension CAPX	CF	9300005733	11/30/2012	174.19
53481100	AWWSC Pension CAPX	CF	9300005734	11/30/2012	135.51
53481100	AWWSC Pension CAPX	CF	9300005734	11/30/2012	202.72
53481100	AWWSC Pension CAPX	CF	9300005735	11/30/2012	0.17
53481100	AWWSC Pension CAPX	CF	9300005735	11/30/2012	0.35
53481100	AWWSC Pension CAPX	CF	9300005735	11/30/2012	0.10
53481100	AWWSC Pension CAPX	CF	9300005736	11/30/2012	0.14
53481100	AWWSC Pension CAPX	CF	9300005736	11/30/2012	0.11
53481100	AWWSC Pension CAPX	CF	9300005737	11/30/2012	0.34
53481100	AWWSC Pension CAPX	CF	9300005737	11/30/2012	0.13
53481100	AWWSC Pension CAPX	UT	9300005764	11/30/2012	(3,345.87)
53481100	AWWSC Pension CAPX	UZ	2000000575	11/30/2012	(11.11)
53481100	AWWSC Pension CAPX	UZ	2000000576	11/30/2012	(11.11)
53481100	AWWSC Pension CAPX	UZ	2000000578	11/30/2012	(11.11)
53481100	AWWSC Pension CAPX	UZ	2000000576	11/30/2012	(22.22)
53481100	AWWSC Pension CAPX	UZ	2000000578	11/30/2012	(11.11)
53481100	AWWSC Pension CAPX	UZ	2000000576	11/30/2012	(11.11)
53481100	AWWSC Pension CAPX	UZ	2000000576	11/30/2012	(11.11)
53481100	AWWSC Pension CAPX	UZ	2000000578	11/30/2012	(33.33)
53481100	AWWSC Pension CAPX	UZ	2000000576	11/30/2012	(155.51)
53481100	AWWSC Pension CAPX	UZ	2000000580	11/30/2012	(177.72)
53481100	AWWSC Pension CAPX	UZ	2000000578	11/30/2012	(44.43)
53481100	AWWSC Pension CAPX	UZ	2000000578	11/30/2012	(89.73)
53481100	AWWSC Pension CAPX	UZ	2000000576	11/30/2012	(39.52)
53481100	AWWSC Pension CAPX	UZ	2000000575	11/30/2012	(12.71)
53481100	AWWSC Pension CAPX	UZ	2000000576	11/30/2012	(33.33)
53481100	AWWSC Pension CAPX	UZ	2000000576	11/30/2012	(133.30)
53481100	AWWSC Pension CAPX	UZ	2000000578	11/30/2012	(11.11)
53481100	AWWSC Pension CAPX	UZ	2000000578	11/30/2012	(22.22)
53481100	AWWSC Pension CAPX	UZ	2000000579	11/30/2012	(36.25)
53481100	AWWSC Pension CAPX	UZ	2000000575	11/30/2012	(33.33)
53481100	AWWSC Pension CAPX	UZ	2000000580	11/30/2012	(44.43)
53481100	AWWSC Pension CAPX	UZ	2000000580	11/30/2012	(111.08)
53481100	AWWSC Pension CAPX	UZ	2000000580	11/30/2012	(22.22)
53481100	AWWSC Pension CAPX	UZ	2000000580	11/30/2012	(33.33)
53481100	AWWSC Pension CAPX	UZ	2000000576	11/30/2012	(33.33)
53481100	AWWSC Pension CAPX	UZ	2000000576	11/30/2012	(95.34)
53481100	AWWSC Pension CAPX	UZ	2000000580	11/30/2012	(99.98)
53481100	AWWSC Pension CAPX	UZ	2000000576	11/30/2012	(33.33)
53481100	AWWSC Pension CAPX	UZ	2000000580	11/30/2012	(22.22)
53481100	AWWSC Pension CAPX	UZ	2000000578	11/30/2012	(33.33)
53481100	AWWSC Pension CAPX	UZ	2000000576	11/30/2012	(33.33)
53481100	AWWSC Pension CAPX	UZ	2000000578	11/30/2012	(155.51)
53481100	AWWSC Pension CAPX	UZ	2000000580	11/30/2012	(55.55)
53481100	AWWSC Pension CAPX	UZ	2000000575	11/30/2012	(645.61)
53481100	AWWSC Pension CAPX	UZ	2000000578	11/30/2012	(477.65)
53481100	AWWSC Pension CAPX	UZ	2000000578	11/30/2012	(99.98)
53481100	AWWSC Pension CAPX	UZ	2000000580	11/30/2012	(22.22)
53481100	AWWSC Pension CAPX	UZ	2000000578	11/30/2012	(66.66)
53481100	AWWSC Pension CAPX	UZ	2000000578	11/30/2012	(33.33)
53481100	AWWSC Pension CAPX	UZ	2000000578	11/30/2012	(33.33)
53481100	AWWSC Pension CAPX	UZ	2000000578	11/30/2012	(33.33)
53481100	AWWSC Pension CAPX	UZ	2000000576	11/30/2012	(33.33)
53481100	AWWSC Pension CAPX	UZ	2000000578	11/30/2012	(311.03)
53481100	AWWSC Pension CAPX	UZ	2000000576	11/30/2012	(233.28)
53481100	AWWSC Pension CAPX	UZ	2000000580	11/30/2012	(22.22)
53481100	AWWSC Pension CAPX	UZ	2000000576	11/30/2012	(22.22)

Kentucky American Water Company  
Case No. 2012-00520  
Response to PSC DR1, Item 31

Account	Description	Doc Type	Document Number	Posting Date	Amount
53481100	AWWSC Pension CAPX	UZ	200000576	11/30/2012	(22.22)
53481100	AWWSC Pension CAPX	UZ	200000578	11/30/2012	(55.55)
53481100	AWWSC Pension CAPX	UZ	200000578	11/30/2012	(33.33)
53481100	AWWSC Pension CAPX	UZ	200000578	11/30/2012	(55.55)
53481100	AWWSC Pension CAPX	UZ	200000580	11/30/2012	(66.66)
53481100	AWWSC Pension CAPX	UZ	200000576	11/30/2012	(22.22)
53481100	AWWSC Pension CAPX	UZ	200000576	11/30/2012	(11.11)
53481100	AWWSC Pension CAPX	UZ	200000576	11/30/2012	(33.33)
53481100	AWWSC Pension CAPX	UZ	200000580	11/30/2012	(33.33)
53481100	AWWSC Pension CAPX	UZ	200000580	11/30/2012	(11.11)
53481100	AWWSC Pension CAPX	UZ	200000576	11/30/2012	(22.22)
53481100	AWWSC Pension CAPX	UZ	200000578	11/30/2012	(66.66)
53481100	AWWSC Pension CAPX	UZ	200000575	11/30/2012	(66.66)
53481100	AWWSC Pension CAPX	UZ	200000578	11/30/2012	(44.43)
53481100	AWWSC Pension CAPX	UZ	200000576	11/30/2012	(33.33)
53481100	AWWSC Pension CAPX	UZ	200000576	11/30/2012	(44.43)
53481100	AWWSC Pension CAPX	UZ	200000578	11/30/2012	(44.43)
53481100	AWWSC Pension CAPX	UZ	200000575	11/30/2012	(55.55)
53481200	AWWSC Group Ins CAPX	CF	930005044	11/30/2012	9.26
53481200	AWWSC Group Ins CAPX	CF	930005045	11/30/2012	9.30
53481200	AWWSC Group Ins CAPX	CF	930005046	11/30/2012	10.08
53481200	AWWSC Group Ins CAPX	CF	930005047	11/30/2012	106.88
53481200	AWWSC Group Ins CAPX	CF	930005048	11/30/2012	139.69
53481200	AWWSC Group Ins CAPX	CF	930005049	11/30/2012	78.13
53481200	AWWSC Group Ins CAPX	CF	930005050	11/30/2012	225.44
53481200	AWWSC Group Ins CAPX	CF	930005051	11/30/2012	5.40
53481200	AWWSC Group Ins CAPX	CF	930005052	11/30/2012	24.63
53481200	AWWSC Group Ins CAPX	CF	930005053	11/30/2012	7.10
53481200	AWWSC Group Ins CAPX	CF	930005054	11/30/2012	3.47
53481200	AWWSC Group Ins CAPX	CF	930005055	11/30/2012	55.23
53481200	AWWSC Group Ins CAPX	CF	930005086	11/30/2012	54.31
53481200	AWWSC Group Ins CAPX	CF	930005087	11/30/2012	56.06
53481200	AWWSC Group Ins CAPX	CF	930005088	11/30/2012	102.05
53481200	AWWSC Group Ins CAPX	CF	930005089	11/30/2012	20.54
53481200	AWWSC Group Ins CAPX	CF	930005090	11/30/2012	211.79
53481200	AWWSC Group Ins CAPX	CF	930005092	11/30/2012	11.57
53481200	AWWSC Group Ins CAPX	CF	930005093	11/30/2012	16.52
53481200	AWWSC Group Ins CAPX	CF	930005094	11/30/2012	0.10
53481200	AWWSC Group Ins CAPX	CF	930005095	11/30/2012	37.41
53481200	AWWSC Group Ins CAPX	CF	930005097	11/30/2012	808.10
53481200	AWWSC Group Ins CAPX	CF	930005098	11/30/2012	53.62
53481200	AWWSC Group Ins CAPX	CF	930005099	11/30/2012	19.77
53481200	AWWSC Group Ins CAPX	CF	930005100	11/30/2012	90.79
53481200	AWWSC Group Ins CAPX	CF	930005101	11/30/2012	(694.35)
53481200	AWWSC Group Ins CAPX	CF	930005102	11/30/2012	(56.41)
53481200	AWWSC Group Ins CAPX	CF	930005105	11/30/2012	18.97
53481200	AWWSC Group Ins CAPX	CF	930005106	11/30/2012	14.37
53481200	AWWSC Group Ins CAPX	CF	930005107	11/30/2012	19.12
53481200	AWWSC Group Ins CAPX	CF	930005108	11/30/2012	2.02
53481200	AWWSC Group Ins CAPX	CF	930005109	11/30/2012	2.02
53481200	AWWSC Group Ins CAPX	CF	930005110	11/30/2012	2.02
53481200	AWWSC Group Ins CAPX	CF	930005111	11/30/2012	19.19
53481200	AWWSC Group Ins CAPX	CF	930005112	11/30/2012	16.93
53481200	AWWSC Group Ins CAPX	CF	930005113	11/30/2012	13.70
53481200	AWWSC Group Ins CAPX	CF	930005114	11/30/2012	16.93
53481200	AWWSC Group Ins CAPX	CF	930005115	11/30/2012	29.10
53481200	AWWSC Group Ins CAPX	CF	930005116	11/30/2012	50.04
53481200	AWWSC Group Ins CAPX	CF	930005117	11/30/2012	85.24
53481200	AWWSC Group Ins CAPX	CF	930005119	11/30/2012	54.25
53481200	AWWSC Group Ins CAPX	CF	930005120	11/30/2012	58.64
53481200	AWWSC Group Ins CAPX	CF	930005121	11/30/2012	58.24
53481200	AWWSC Group Ins CAPX	CF	930005122	11/30/2012	18.34
53481200	AWWSC Group Ins CAPX	CF	930005123	11/30/2012	20.82
53481200	AWWSC Group Ins CAPX	CF	930005124	11/30/2012	21.01
53481200	AWWSC Group Ins CAPX	CF	930005125	11/30/2012	269.82
53481200	AWWSC Group Ins CAPX	CF	930005127	11/30/2012	181.93
53481200	AWWSC Group Ins CAPX	CF	930005128	11/30/2012	180.01
53481200	AWWSC Group Ins CAPX	CF	930005129	11/30/2012	16.52
53481200	AWWSC Group Ins CAPX	CF	930005130	11/30/2012	16.52
53481200	AWWSC Group Ins CAPX	CF	930005131	11/30/2012	16.52
53481200	AWWSC Group Ins CAPX	CF	930005132	11/30/2012	2.04
53481200	AWWSC Group Ins CAPX	CF	930005133	11/30/2012	10.08
53481200	AWWSC Group Ins CAPX	CF	930005148	11/30/2012	(2.67)
53481200	AWWSC Group Ins CAPX	CF	930005154	11/30/2012	15.27
53481200	AWWSC Group Ins CAPX	CF	930005172	11/30/2012	94.41
53481200	AWWSC Group Ins CAPX	CF	930005173	11/30/2012	388.69
53481200	AWWSC Group Ins CAPX	CF	930005174	11/30/2012	19.89

Kentucky American Water Company  
Case No. 2012-00520  
Response to PSC DR1, Item 31

Account	Description	Doc Type	Document Number	Posting Date	Amount
53481200	AWWSC Group Ins CAPX	CF	9300005175	11/30/2012	3.64
53481200	AWWSC Group Ins CAPX	CF	9300005178	11/30/2012	873.99
53481200	AWWSC Group Ins CAPX	CF	9300005180	11/30/2012	49.89
53481200	AWWSC Group Ins CAPX	CF	9300005181	11/30/2012	0.24
53481200	AWWSC Group Ins CAPX	CF	9300005184	11/30/2012	(0.85)
53481200	AWWSC Group Ins CAPX	CF	9300005185	11/30/2012	52.65
53481200	AWWSC Group Ins CAPX	CF	9300005189	11/30/2012	16.52
53481200	AWWSC Group Ins CAPX	CF	9300005192	11/30/2012	16.52
53481200	AWWSC Group Ins CAPX	CF	9300005193	11/30/2012	27.28
53481200	AWWSC Group Ins CAPX	CF	9300005195	11/30/2012	37.98
53481200	AWWSC Group Ins CAPX	CF	9300005196	11/30/2012	105.43
53481200	AWWSC Group Ins CAPX	CF	9300005198	11/30/2012	5.38
53481200	AWWSC Group Ins CAPX	CF	9300005200	11/30/2012	84.25
53481200	AWWSC Group Ins CAPX	CF	9300005201	11/30/2012	53.26
53481200	AWWSC Group Ins CAPX	CF	9300005202	11/30/2012	45.16
53481200	AWWSC Group Ins CAPX	CF	9300005203	11/30/2012	10.65
53481200	AWWSC Group Ins CAPX	CF	9300005204	11/30/2012	15.49
53481200	AWWSC Group Ins CAPX	CF	9300005206	11/30/2012	29.39
53481200	AWWSC Group Ins CAPX	CF	9300005207	11/30/2012	119.09
53481200	AWWSC Group Ins CAPX	CF	9300005208	11/30/2012	41.56
53481200	AWWSC Group Ins CAPX	CF	9300005215	11/30/2012	15.64
53481200	AWWSC Group Ins CAPX	CF	9300005217	11/30/2012	0.25
53481200	AWWSC Group Ins CAPX	CF	9300005218	11/30/2012	1.65
53481200	AWWSC Group Ins CAPX	CF	9300005220	11/30/2012	(12.88)
53481200	AWWSC Group Ins CAPX	CF	9300005222	11/30/2012	3.70
53481200	AWWSC Group Ins CAPX	CF	9300005225	11/30/2012	2.65
53481200	AWWSC Group Ins CAPX	CF	9300005229	11/30/2012	4.04
53481200	AWWSC Group Ins CAPX	CF	9300005232	11/30/2012	3.46
53481200	AWWSC Group Ins CAPX	CF	9300005235	11/30/2012	4.05
53481200	AWWSC Group Ins CAPX	CF	9300005249	11/30/2012	(2.79)
53481200	AWWSC Group Ins CAPX	CF	9300005250	11/30/2012	(5.81)
53481200	AWWSC Group Ins CAPX	CF	9300005251	11/30/2012	13.07
53481200	AWWSC Group Ins CAPX	CF	9300005252	11/30/2012	8.23
53481200	AWWSC Group Ins CAPX	CF	9300005254	11/30/2012	7.38
53481200	AWWSC Group Ins CAPX	CF	9300005255	11/30/2012	0.25
53481200	AWWSC Group Ins CAPX	CF	9300005256	11/30/2012	42.45
53481200	AWWSC Group Ins CAPX	CF	9300005261	11/30/2012	6.44
53481200	AWWSC Group Ins CAPX	CF	9300005262	11/30/2012	(1.40)
53481200	AWWSC Group Ins CAPX	CF	9300005263	11/30/2012	(115.96)
53481200	AWWSC Group Ins CAPX	CF	9300005264	11/30/2012	(11.60)
53481200	AWWSC Group Ins CAPX	CF	9300005265	11/30/2012	18.15
53481200	AWWSC Group Ins CAPX	CF	9300005267	11/30/2012	12.73
53481200	AWWSC Group Ins CAPX	CF	9300005272	11/30/2012	1.09
53481200	AWWSC Group Ins CAPX	CF	9300005276	11/30/2012	2.34
53481200	AWWSC Group Ins CAPX	CF	9300005277	11/30/2012	192.78
53481200	AWWSC Group Ins CAPX	CF	9300005278	11/30/2012	19.88
53481200	AWWSC Group Ins CAPX	CF	9300005282	11/30/2012	104.64
53481200	AWWSC Group Ins CAPX	CF	9300005284	11/30/2012	32.25
53481200	AWWSC Group Ins CAPX	CF	9300005285	11/30/2012	37.20
53481200	AWWSC Group Ins CAPX	CF	9300005286	11/30/2012	46.54
53481200	AWWSC Group Ins CAPX	CF	9300005288	11/30/2012	34.16
53481200	AWWSC Group Ins CAPX	CF	9300005289	11/30/2012	4.77
53481200	AWWSC Group Ins CAPX	CF	9300005290	11/30/2012	8.87
53481200	AWWSC Group Ins CAPX	CF	9300005293	11/30/2012	16.34
53481200	AWWSC Group Ins CAPX	CF	9300005296	11/30/2012	10.81
53481200	AWWSC Group Ins CAPX	CF	9300005297	11/30/2012	10.06
53481200	AWWSC Group Ins CAPX	CF	9300005298	11/30/2012	7.37
53481200	AWWSC Group Ins CAPX	CF	9300005299	11/30/2012	(1.07)
53481200	AWWSC Group Ins CAPX	CF	9300005300	11/30/2012	42.56
53481200	AWWSC Group Ins CAPX	CF	9300005308	11/30/2012	17.81
53481200	AWWSC Group Ins CAPX	CF	9300005311	11/30/2012	28.29
53481200	AWWSC Group Ins CAPX	CF	9300005312	11/30/2012	6.86
53481200	AWWSC Group Ins CAPX	CF	9300005315	11/30/2012	17.07
53481200	AWWSC Group Ins CAPX	CF	9300005316	11/30/2012	4.73
53481200	AWWSC Group Ins CAPX	CF	9300005319	11/30/2012	5.67
53481200	AWWSC Group Ins CAPX	CF	9300005320	11/30/2012	(3.85)
53481200	AWWSC Group Ins CAPX	CF	9300005323	11/30/2012	5.67
53481200	AWWSC Group Ins CAPX	CF	9300005324	11/30/2012	(3.85)
53481200	AWWSC Group Ins CAPX	CF	9300005327	11/30/2012	35.02
53481200	AWWSC Group Ins CAPX	CF	9300005329	11/30/2012	(2.65)
53481200	AWWSC Group Ins CAPX	CF	9300005330	11/30/2012	1.58
53481200	AWWSC Group Ins CAPX	CF	9300005331	11/30/2012	1.67
53481200	AWWSC Group Ins CAPX	CF	9300005332	11/30/2012	3.25
53481200	AWWSC Group Ins CAPX	CF	9300005541	11/30/2012	(362.78)
53481200	AWWSC Group Ins CAPX	CF	9300005542	11/30/2012	(183.74)
53481200	AWWSC Group Ins CAPX	CF	9300005625	11/30/2012	1.37
53481200	AWWSC Group Ins CAPX	CF	9300005625	11/30/2012	0.17

Kentucky American Water Company  
Case No. 2012-00520  
Response to PSC DR1, Item 31

Account	Description	Doc Type	Document Number	Posting Date	Amount
53481200	AWWSC Group Ins CAPX	CF	9300005626	11/30/2012	1.44
53481200	AWWSC Group Ins CAPX	CF	9300005626	11/30/2012	1.67
53481200	AWWSC Group Ins CAPX	CF	9300005627	11/30/2012	2.09
53481200	AWWSC Group Ins CAPX	CF	9300005627	11/30/2012	0.32
53481200	AWWSC Group Ins CAPX	CF	9300005627	11/30/2012	(11.93)
53481200	AWWSC Group Ins CAPX	CF	9300005628	11/30/2012	1.62
53481200	AWWSC Group Ins CAPX	CF	9300005629	11/30/2012	1.19
53481200	AWWSC Group Ins CAPX	CF	9300005629	11/30/2012	2.06
53481200	AWWSC Group Ins CAPX	CF	9300005630	11/30/2012	0.49
53481200	AWWSC Group Ins CAPX	CF	9300005630	11/30/2012	0.95
53481200	AWWSC Group Ins CAPX	CF	9300005630	11/30/2012	0.22
53481200	AWWSC Group Ins CAPX	CF	9300005631	11/30/2012	2.56
53481200	AWWSC Group Ins CAPX	CF	9300005631	11/30/2012	1.40
53481200	AWWSC Group Ins CAPX	CF	9300005632	11/30/2012	3.47
53481200	AWWSC Group Ins CAPX	CF	9300005633	11/30/2012	2.21
53481200	AWWSC Group Ins CAPX	CF	9300005633	11/30/2012	1.04
53481200	AWWSC Group Ins CAPX	CF	9300005633	11/30/2012	0.90
53481200	AWWSC Group Ins CAPX	CF	9300005634	11/30/2012	0.86
53481200	AWWSC Group Ins CAPX	CF	9300005634	11/30/2012	0.48
53481200	AWWSC Group Ins CAPX	CF	9300005635	11/30/2012	0.05
53481200	AWWSC Group Ins CAPX	CF	9300005635	11/30/2012	4.85
53481200	AWWSC Group Ins CAPX	CF	9300005636	11/30/2012	2.70
53481200	AWWSC Group Ins CAPX	CF	9300005636	11/30/2012	0.40
53481200	AWWSC Group Ins CAPX	CF	9300005636	11/30/2012	2.39
53481200	AWWSC Group Ins CAPX	CF	9300005638	11/30/2012	2.26
53481200	AWWSC Group Ins CAPX	CF	9300005638	11/30/2012	0.68
53481200	AWWSC Group Ins CAPX	CF	9300005639	11/30/2012	0.20
53481200	AWWSC Group Ins CAPX	CF	9300005639	11/30/2012	(0.03)
53481200	AWWSC Group Ins CAPX	CF	9300005640	11/30/2012	0.67
53481200	AWWSC Group Ins CAPX	CF	9300005641	11/30/2012	6.31
53481200	AWWSC Group Ins CAPX	CF	9300005641	11/30/2012	0.03
53481200	AWWSC Group Ins CAPX	CF	9300005641	11/30/2012	0.01
53481200	AWWSC Group Ins CAPX	CF	9300005642	11/30/2012	0.38
53481200	AWWSC Group Ins CAPX	CF	9300005642	11/30/2012	(0.02)
53481200	AWWSC Group Ins CAPX	CF	9300005643	11/30/2012	0.64
53481200	AWWSC Group Ins CAPX	CF	9300005643	11/30/2012	0.13
53481200	AWWSC Group Ins CAPX	CF	9300005644	11/30/2012	0.49
53481200	AWWSC Group Ins CAPX	CF	9300005645	11/30/2012	60.38
53481200	AWWSC Group Ins CAPX	CF	9300005646	11/30/2012	88.72
53481200	AWWSC Group Ins CAPX	CF	9300005646	11/30/2012	103.24
53481200	AWWSC Group Ins CAPX	CF	9300005648	11/30/2012	72.34
53481200	AWWSC Group Ins CAPX	CF	9300005649	11/30/2012	22.11
53481200	AWWSC Group Ins CAPX	CF	9300005649	11/30/2012	44.09
53481200	AWWSC Group Ins CAPX	CF	9300005650	11/30/2012	0.86
53481200	AWWSC Group Ins CAPX	CF	9300005650	11/30/2012	0.65
53481200	AWWSC Group Ins CAPX	CF	9300005650	11/30/2012	0.20
53481200	AWWSC Group Ins CAPX	CF	9300005650	11/30/2012	0.52
53481200	AWWSC Group Ins CAPX	CF	9300005651	11/30/2012	2.50
53481200	AWWSC Group Ins CAPX	CF	9300005651	11/30/2012	0.96
53481200	AWWSC Group Ins CAPX	CF	9300005651	11/30/2012	0.45
53481200	AWWSC Group Ins CAPX	CF	9300005652	11/30/2012	0.16
53481200	AWWSC Group Ins CAPX	CF	9300005652	11/30/2012	2.91
53481200	AWWSC Group Ins CAPX	CF	9300005652	11/30/2012	2.20
53481200	AWWSC Group Ins CAPX	CF	9300005652	11/30/2012	0.37
53481200	AWWSC Group Ins CAPX	CF	9300005653	11/30/2012	0.04
53481200	AWWSC Group Ins CAPX	CF	9300005653	11/30/2012	0.03
53481200	AWWSC Group Ins CAPX	CF	9300005653	11/30/2012	0.15
53481200	AWWSC Group Ins CAPX	CF	9300005654	11/30/2012	0.06
53481200	AWWSC Group Ins CAPX	CF	9300005654	11/30/2012	0.05
53481200	AWWSC Group Ins CAPX	CF	9300005655	11/30/2012	0.30
53481200	AWWSC Group Ins CAPX	CF	9300005656	11/30/2012	(0.57)
53481200	AWWSC Group Ins CAPX	CF	9300005657	11/30/2012	0.13
53481200	AWWSC Group Ins CAPX	CF	9300005657	11/30/2012	0.08
53481200	AWWSC Group Ins CAPX	CF	9300005658	11/30/2012	(0.19)
53481200	AWWSC Group Ins CAPX	CF	9300005658	11/30/2012	0.05
53481200	AWWSC Group Ins CAPX	CF	9300005658	11/30/2012	0.08
53481200	AWWSC Group Ins CAPX	CF	9300005659	11/30/2012	0.05
53481200	AWWSC Group Ins CAPX	CF	9300005660	11/30/2012	(0.03)
53481200	AWWSC Group Ins CAPX	CF	9300005660	11/30/2012	(0.01)
53481200	AWWSC Group Ins CAPX	CF	9300005660	11/30/2012	0.06
53481200	AWWSC Group Ins CAPX	CF	9300005661	11/30/2012	(0.05)
53481200	AWWSC Group Ins CAPX	CF	9300005662	11/30/2012	0.09
53481200	AWWSC Group Ins CAPX	CF	9300005662	11/30/2012	(0.12)
53481200	AWWSC Group Ins CAPX	CF	9300005662	11/30/2012	0.02
53481200	AWWSC Group Ins CAPX	CF	9300005663	11/30/2012	0.11
53481200	AWWSC Group Ins CAPX	CF	9300005663	11/30/2012	(0.01)
53481200	AWWSC Group Ins CAPX	CF	9300005664	11/30/2012	0.05

Kentucky American Water Company  
Case No. 2012-00520  
Response to PSC DR1, Item 31

Account	Description	Doc Type	Document Number	Posting Date	Amount
53481200	AWWSC Group Ins CAPX	CF	9300005664	11/30/2012	0.18
53481200	AWWSC Group Ins CAPX	CF	9300005668	11/30/2012	130.16
53481200	AWWSC Group Ins CAPX	CF	9300005675	11/30/2012	172.46
53481200	AWWSC Group Ins CAPX	CF	9300005678	11/30/2012	180.92
53481200	AWWSC Group Ins CAPX	CF	9300005686	11/30/2012	4.38
53481200	AWWSC Group Ins CAPX	CF	9300005687	11/30/2012	150.16
53481200	AWWSC Group Ins CAPX	CF	9300005698	11/30/2012	602.23
53481200	AWWSC Group Ins CAPX	CF	9300005710	11/30/2012	159.75
53481200	AWWSC Group Ins CAPX	CF	9300005728	11/30/2012	7.30
53481200	AWWSC Group Ins CAPX	CF	9300005729	11/30/2012	(69.40)
53481200	AWWSC Group Ins CAPX	CF	9300005730	11/30/2012	39.93
53481200	AWWSC Group Ins CAPX	CF	9300005730	11/30/2012	69.95
53481200	AWWSC Group Ins CAPX	CF	9300005731	11/30/2012	(19.05)
53481200	AWWSC Group Ins CAPX	CF	9300005731	11/30/2012	37.01
53481200	AWWSC Group Ins CAPX	CF	9300005732	11/30/2012	72.78
53481200	AWWSC Group Ins CAPX	CF	9300005732	11/30/2012	25.42
53481200	AWWSC Group Ins CAPX	CF	9300005733	11/30/2012	33.81
53481200	AWWSC Group Ins CAPX	CF	9300005733	11/30/2012	50.42
53481200	AWWSC Group Ins CAPX	CF	9300005734	11/30/2012	25.37
53481200	AWWSC Group Ins CAPX	CF	9300005734	11/30/2012	0.09
53481200	AWWSC Group Ins CAPX	CF	9300005735	11/30/2012	(0.04)
53481200	AWWSC Group Ins CAPX	CF	9300005735	11/30/2012	0.05
53481200	AWWSC Group Ins CAPX	CF	9300005735	11/30/2012	0.02
53481200	AWWSC Group Ins CAPX	CF	9300005736	11/30/2012	0.04
53481200	AWWSC Group Ins CAPX	CF	9300005736	11/30/2012	0.05
53481200	AWWSC Group Ins CAPX	CF	9300005737	11/30/2012	0.10
53481200	AWWSC Group Ins CAPX	CF	9300005737	11/30/2012	0.03
53481200	AWWSC Group Ins CAPX	UT	9300005765	11/30/2012	750.76
53481200	AWWSC Group Ins CAPX	UT	9300005764	11/30/2012	(2,157.24)
53481200	AWWSC Group Ins CAPX	UT	9300005764	11/30/2012	(678.58)
53481200	AWWSC Group Ins CAPX	UZ	2000000575	11/30/2012	546.52
53481200	AWWSC Group Ins CAPX	UZ	2000000575	11/30/2012	(13.66)
53481200	AWWSC Group Ins CAPX	UZ	2000000580	11/30/2012	(14.41)
53481200	AWWSC Group Ins CAPX	UZ	2000000578	11/30/2012	(18.87)
53481200	AWWSC Group Ins CAPX	UZ	2000000580	11/30/2012	(25.03)
53481200	AWWSC Group Ins CAPX	UZ	2000000578	11/30/2012	(19.94)
53481200	AWWSC Group Ins CAPX	UZ	2000000576	11/30/2012	(12.47)
53481200	AWWSC Group Ins CAPX	UZ	2000000575	11/30/2012	1.07
53481200	AWWSC Group Ins CAPX	UZ	2000000576	11/30/2012	(10.97)
53481200	AWWSC Group Ins CAPX	UZ	2000000576	11/30/2012	(53.39)
53481200	AWWSC Group Ins CAPX	UZ	2000000576	11/30/2012	(155.16)
53481200	AWWSC Group Ins CAPX	UZ	2000000578	11/30/2012	(272.74)
53481200	AWWSC Group Ins CAPX	UZ	2000000578	11/30/2012	(53.37)
53481200	AWWSC Group Ins CAPX	UZ	2000000576	11/30/2012	(142.43)
53481200	AWWSC Group Ins CAPX	UZ	2000000578	11/30/2012	(1.09)
53481200	AWWSC Group Ins CAPX	UZ	2000000576	11/30/2012	(30.15)
53481200	AWWSC Group Ins CAPX	UZ	2000000578	11/30/2012	0.05
53481200	AWWSC Group Ins CAPX	UZ	2000000578	11/30/2012	(16.47)
53481200	AWWSC Group Ins CAPX	UZ	2000000578	11/30/2012	1.30
53481200	AWWSC Group Ins CAPX	UZ	2000000576	11/30/2012	11.60
53481200	AWWSC Group Ins CAPX	UZ	2000000578	11/30/2012	115.96
53481200	AWWSC Group Ins CAPX	UZ	2000000576	11/30/2012	(6.44)
53481200	AWWSC Group Ins CAPX	UZ	2000000576	11/30/2012	1.40
53481200	AWWSC Group Ins CAPX	UZ	2000000578	11/30/2012	(53.28)
53481200	AWWSC Group Ins CAPX	UZ	2000000580	11/30/2012	(0.25)
53481200	AWWSC Group Ins CAPX	UZ	2000000579	11/30/2012	(50.68)
53481200	AWWSC Group Ins CAPX	UZ	2000000575	11/30/2012	(11.83)
53481200	AWWSC Group Ins CAPX	UZ	2000000578	11/30/2012	(20.29)
53481200	AWWSC Group Ins CAPX	UZ	2000000578	11/30/2012	5.81
53481200	AWWSC Group Ins CAPX	UZ	2000000580	11/30/2012	2.79
53481200	AWWSC Group Ins CAPX	UZ	2000000578	11/30/2012	(4.05)
53481200	AWWSC Group Ins CAPX	UZ	2000000578	11/30/2012	(3.46)
53481200	AWWSC Group Ins CAPX	UZ	2000000576	11/30/2012	(4.04)
53481200	AWWSC Group Ins CAPX	UZ	2000000580	11/30/2012	(2.65)
53481200	AWWSC Group Ins CAPX	UZ	2000000575	11/30/2012	(3.70)
53481200	AWWSC Group Ins CAPX	UZ	2000000578	11/30/2012	(13.35)
53481200	AWWSC Group Ins CAPX	UZ	2000000578	11/30/2012	12.88
53481200	AWWSC Group Ins CAPX	UZ	2000000576	11/30/2012	(0.25)
53481200	AWWSC Group Ins CAPX	UZ	2000000578	11/30/2012	(26.47)
53481200	AWWSC Group Ins CAPX	UZ	2000000576	11/30/2012	(56.00)
53481200	AWWSC Group Ins CAPX	UZ	2000000580	11/30/2012	(155.16)
53481200	AWWSC Group Ins CAPX	UZ	2000000580	11/30/2012	(36.61)
53481200	AWWSC Group Ins CAPX	UZ	2000000578	11/30/2012	(15.49)
53481200	AWWSC Group Ins CAPX	UZ	2000000578	11/30/2012	(10.65)
53481200	AWWSC Group Ins CAPX	UZ	2000000578	11/30/2012	(55.99)
53481200	AWWSC Group Ins CAPX	UZ	2000000576	11/30/2012	(64.09)
53481200	AWWSC Group Ins CAPX	UZ	2000000578	11/30/2012	0.98

Kentucky American Water Company  
Case No. 2012-00520  
Response to PSC DR1, Item 31

Account	Description	Doc Type	Document Number	Posting Date	Amount
53481200	AWWSC Group Ins CAPX	UZ	2000000578	11/30/2012	(119.81)
53481200	AWWSC Group Ins CAPX	UZ	2000000576	11/30/2012	(137.91)
53481200	AWWSC Group Ins CAPX	UZ	2000000576	11/30/2012	(48.81)
53481200	AWWSC Group Ins CAPX	UZ	2000000576	11/30/2012	(34.50)
53481200	AWWSC Group Ins CAPX	UZ	2000000580	11/30/2012	(27.35)
53481200	AWWSC Group Ins CAPX	UZ	2000000578	11/30/2012	(27.35)
53481200	AWWSC Group Ins CAPX	UZ	2000000575	11/30/2012	0.85
53481200	AWWSC Group Ins CAPX	UZ	2000000576	11/30/2012	(103.17)
53481200	AWWSC Group Ins CAPX	UZ	2000000579	11/30/2012	(68.17)
53481200	AWWSC Group Ins CAPX	UZ	2000000576	11/30/2012	0.04
53481200	AWWSC Group Ins CAPX	UZ	2000000578	11/30/2012	(1,087.30)
53481200	AWWSC Group Ins CAPX	UZ	2000000578	11/30/2012	(563.75)
53481200	AWWSC Group Ins CAPX	UZ	2000000578	11/30/2012	(126.89)
53481200	AWWSC Group Ins CAPX	UZ	2000000576	11/30/2012	2.67
53481200	AWWSC Group Ins CAPX	UZ	2000000576	11/30/2012	(21.59)
53481200	AWWSC Group Ins CAPX	UZ	2000000576	11/30/2012	(75.90)
53481200	AWWSC Group Ins CAPX	UZ	2000000578	11/30/2012	(29.95)
53481200	AWWSC Group Ins CAPX	UZ	2000000578	11/30/2012	(2.04)
53481200	AWWSC Group Ins CAPX	UZ	2000000578	11/30/2012	(27.35)
53481200	AWWSC Group Ins CAPX	UZ	2000000576	11/30/2012	(27.35)
53481200	AWWSC Group Ins CAPX	UZ	2000000576	11/30/2012	(27.35)
53481200	AWWSC Group Ins CAPX	UZ	2000000576	11/30/2012	(180.01)
53481200	AWWSC Group Ins CAPX	UZ	2000000576	11/30/2012	(282.96)
53481200	AWWSC Group Ins CAPX	UZ	2000000580	11/30/2012	(345.60)
53481200	AWWSC Group Ins CAPX	UZ	2000000580	11/30/2012	(28.23)
53481200	AWWSC Group Ins CAPX	UZ	2000000580	11/30/2012	(28.04)
53481200	AWWSC Group Ins CAPX	UZ	2000000578	11/30/2012	(25.56)
53481200	AWWSC Group Ins CAPX	UZ	2000000578	11/30/2012	(103.28)
53481200	AWWSC Group Ins CAPX	UZ	2000000576	11/30/2012	(60.87)
53481200	AWWSC Group Ins CAPX	UZ	2000000576	11/30/2012	(47.14)
53481200	AWWSC Group Ins CAPX	UZ	2000000580	11/30/2012	(79.89)
53481200	AWWSC Group Ins CAPX	UZ	2000000578	11/30/2012	(24.15)
53481200	AWWSC Group Ins CAPX	UZ	2000000580	11/30/2012	(17.30)
53481200	AWWSC Group Ins CAPX	UZ	2000000578	11/30/2012	(27.76)
53481200	AWWSC Group Ins CAPX	UZ	2000000575	11/30/2012	(30.02)
53481200	AWWSC Group Ins CAPX	UZ	2000000576	11/30/2012	(2.02)
53481200	AWWSC Group Ins CAPX	UZ	2000000576	11/30/2012	(2.02)
53481200	AWWSC Group Ins CAPX	UZ	2000000576	11/30/2012	(2.02)
53481200	AWWSC Group Ins CAPX	UZ	2000000578	11/30/2012	(6.85)
53481200	AWWSC Group Ins CAPX	UZ	2000000576	11/30/2012	(17.30)
53481200	AWWSC Group Ins CAPX	UZ	2000000580	11/30/2012	(80.29)
53481200	AWWSC Group Ins CAPX	UZ	2000000575	11/30/2012	(40.62)
53481200	AWWSC Group Ins CAPX	UZ	2000000578	11/30/2012	(16.11)
53481200	AWWSC Group Ins CAPX	UZ	2000000578	11/30/2012	(12.41)
53481200	AWWSC Group Ins CAPX	UZ	2000000576	11/30/2012	2.65
53481200	AWWSC Group Ins CAPX	UZ	2000000576	11/30/2012	(49.46)
53481200	AWWSC Group Ins CAPX	UZ	2000000575	11/30/2012	3.85
53481200	AWWSC Group Ins CAPX	UZ	2000000578	11/30/2012	(5.67)
53481200	AWWSC Group Ins CAPX	UZ	2000000576	11/30/2012	3.85
53481200	AWWSC Group Ins CAPX	UZ	2000000576	11/30/2012	(5.67)
53481200	AWWSC Group Ins CAPX	UZ	2000000576	11/30/2012	(36.24)
53481200	AWWSC Group Ins CAPX	UZ	2000000576	11/30/2012	(53.19)
53481300	AWWSC Other Ben CAPX	CF	9300005044	11/30/2012	(0.84)
53481300	AWWSC Other Ben CAPX	CF	9300005045	11/30/2012	4.53
53481300	AWWSC Other Ben CAPX	CF	9300005046	11/30/2012	13.87
53481300	AWWSC Other Ben CAPX	CF	9300005047	11/30/2012	76.68
53481300	AWWSC Other Ben CAPX	CF	9300005048	11/30/2012	62.53
53481300	AWWSC Other Ben CAPX	CF	9300005049	11/30/2012	56.64
53481300	AWWSC Other Ben CAPX	CF	9300005050	11/30/2012	117.96
53481300	AWWSC Other Ben CAPX	CF	9300005051	11/30/2012	9.30
53481300	AWWSC Other Ben CAPX	CF	9300005052	11/30/2012	6.17
53481300	AWWSC Other Ben CAPX	CF	9300005053	11/30/2012	1.78
53481300	AWWSC Other Ben CAPX	CF	9300005054	11/30/2012	0.84
53481300	AWWSC Other Ben CAPX	CF	9300005055	11/30/2012	61.80
53481300	AWWSC Other Ben CAPX	CF	9300005086	11/30/2012	17.13
53481300	AWWSC Other Ben CAPX	CF	9300005087	11/30/2012	8.43
53481300	AWWSC Other Ben CAPX	CF	9300005088	11/30/2012	20.64
53481300	AWWSC Other Ben CAPX	CF	9300005090	11/30/2012	11.74
53481300	AWWSC Other Ben CAPX	CF	9300005092	11/30/2012	4.62
53481300	AWWSC Other Ben CAPX	CF	9300005093	11/30/2012	9.14
53481300	AWWSC Other Ben CAPX	CF	9300005094	11/30/2012	0.23
53481300	AWWSC Other Ben CAPX	CF	9300005095	11/30/2012	12.00
53481300	AWWSC Other Ben CAPX	CF	9300005097	11/30/2012	435.43
53481300	AWWSC Other Ben CAPX	CF	9300005098	11/30/2012	18.38
53481300	AWWSC Other Ben CAPX	CF	9300005099	11/30/2012	10.63
53481300	AWWSC Other Ben CAPX	CF	9300005100	11/30/2012	16.65
53481300	AWWSC Other Ben CAPX	CF	9300005101	11/30/2012	(115.37)

Kentucky American Water Company  
Case No. 2012-00520  
Response to PSC DR1, Item 31

Account	Description	Doc Type	Document Number	Posting Date	Amount
53481300	AWWSC Other Ben CAPX	CF	9300005102	11/30/2012	(28.33)
53481300	AWWSC Other Ben CAPX	CF	9300005105	11/30/2012	17.77
53481300	AWWSC Other Ben CAPX	CF	9300005106	11/30/2012	9.78
53481300	AWWSC Other Ben CAPX	CF	9300005107	11/30/2012	10.51
53481300	AWWSC Other Ben CAPX	CF	9300005108	11/30/2012	(0.04)
53481300	AWWSC Other Ben CAPX	CF	9300005109	11/30/2012	(0.04)
53481300	AWWSC Other Ben CAPX	CF	9300005110	11/30/2012	(0.04)
53481300	AWWSC Other Ben CAPX	CF	9300005111	11/30/2012	6.46
53481300	AWWSC Other Ben CAPX	CF	9300005112	11/30/2012	155.22
53481300	AWWSC Other Ben CAPX	CF	9300005113	11/30/2012	154.81
53481300	AWWSC Other Ben CAPX	CF	9300005114	11/30/2012	155.22
53481300	AWWSC Other Ben CAPX	CF	9300005115	11/30/2012	851.26
53481300	AWWSC Other Ben CAPX	CF	9300005116	11/30/2012	307.94
53481300	AWWSC Other Ben CAPX	CF	9300005117	11/30/2012	775.69
53481300	AWWSC Other Ben CAPX	CF	9300005119	11/30/2012	56.85
53481300	AWWSC Other Ben CAPX	CF	9300005120	11/30/2012	59.31
53481300	AWWSC Other Ben CAPX	CF	9300005121	11/30/2012	59.12
53481300	AWWSC Other Ben CAPX	CF	9300005122	11/30/2012	8.43
53481300	AWWSC Other Ben CAPX	CF	9300005123	11/30/2012	8.94
53481300	AWWSC Other Ben CAPX	CF	9300005124	11/30/2012	10.34
53481300	AWWSC Other Ben CAPX	CF	9300005125	11/30/2012	1,738.94
53481300	AWWSC Other Ben CAPX	CF	9300005127	11/30/2012	1,429.24
53481300	AWWSC Other Ben CAPX	CF	9300005128	11/30/2012	617.13
53481300	AWWSC Other Ben CAPX	CF	9300005129	11/30/2012	15.47
53481300	AWWSC Other Ben CAPX	CF	9300005130	11/30/2012	15.45
53481300	AWWSC Other Ben CAPX	CF	9300005131	11/30/2012	15.47
53481300	AWWSC Other Ben CAPX	CF	9300005132	11/30/2012	61.87
53481300	AWWSC Other Ben CAPX	CF	9300005133	11/30/2012	67.44
53481300	AWWSC Other Ben CAPX	CF	9300005146	11/30/2012	(2,190.58)
53481300	AWWSC Other Ben CAPX	CF	9300005147	11/30/2012	(1,793.99)
53481300	AWWSC Other Ben CAPX	CF	9300005148	11/30/2012	(1.69)
53481300	AWWSC Other Ben CAPX	CF	9300005154	11/30/2012	1.46
53481300	AWWSC Other Ben CAPX	CF	9300005172	11/30/2012	34.24
53481300	AWWSC Other Ben CAPX	CF	9300005173	11/30/2012	1,124.15
53481300	AWWSC Other Ben CAPX	CF	9300005174	11/30/2012	25.92
53481300	AWWSC Other Ben CAPX	CF	9300005175	11/30/2012	0.14
53481300	AWWSC Other Ben CAPX	CF	9300005178	11/30/2012	1,743.81
53481300	AWWSC Other Ben CAPX	CF	9300005180	11/30/2012	57.05
53481300	AWWSC Other Ben CAPX	CF	9300005181	11/30/2012	0.11
53481300	AWWSC Other Ben CAPX	CF	9300005184	11/30/2012	(0.66)
53481300	AWWSC Other Ben CAPX	CF	9300005185	11/30/2012	62.33
53481300	AWWSC Other Ben CAPX	CF	9300005189	11/30/2012	15.47
53481300	AWWSC Other Ben CAPX	CF	9300005192	11/30/2012	15.47
53481300	AWWSC Other Ben CAPX	CF	9300005193	11/30/2012	96.74
53481300	AWWSC Other Ben CAPX	CF	9300005194	11/30/2012	5.83
53481300	AWWSC Other Ben CAPX	CF	9300005195	11/30/2012	98.35
53481300	AWWSC Other Ben CAPX	CF	9300005196	11/30/2012	46.39
53481300	AWWSC Other Ben CAPX	CF	9300005200	11/30/2012	17.90
53481300	AWWSC Other Ben CAPX	CF	9300005201	11/30/2012	12.40
53481300	AWWSC Other Ben CAPX	CF	9300005202	11/30/2012	293.27
53481300	AWWSC Other Ben CAPX	CF	9300005203	11/30/2012	6.73
53481300	AWWSC Other Ben CAPX	CF	9300005204	11/30/2012	9.79
53481300	AWWSC Other Ben CAPX	CF	9300005205	11/30/2012	6.41
53481300	AWWSC Other Ben CAPX	CF	9300005206	11/30/2012	8.85
53481300	AWWSC Other Ben CAPX	CF	9300005207	11/30/2012	45.52
53481300	AWWSC Other Ben CAPX	CF	9300005208	11/30/2012	28.66
53481300	AWWSC Other Ben CAPX	CF	9300005209	11/30/2012	2.49
53481300	AWWSC Other Ben CAPX	CF	9300005215	11/30/2012	1.47
53481300	AWWSC Other Ben CAPX	CF	9300005218	11/30/2012	1.78
53481300	AWWSC Other Ben CAPX	CF	9300005220	11/30/2012	(2.21)
53481300	AWWSC Other Ben CAPX	CF	9300005222	11/30/2012	2.35
53481300	AWWSC Other Ben CAPX	CF	9300005225	11/30/2012	2.05
53481300	AWWSC Other Ben CAPX	CF	9300005229	11/30/2012	2.91
53481300	AWWSC Other Ben CAPX	CF	9300005232	11/30/2012	2.61
53481300	AWWSC Other Ben CAPX	CF	9300005235	11/30/2012	2.91
53481300	AWWSC Other Ben CAPX	CF	9300005249	11/30/2012	(1.45)
53481300	AWWSC Other Ben CAPX	CF	9300005250	11/30/2012	3.10
53481300	AWWSC Other Ben CAPX	CF	9300005251	11/30/2012	8.26
53481300	AWWSC Other Ben CAPX	CF	9300005252	11/30/2012	5.20
53481300	AWWSC Other Ben CAPX	CF	9300005254	11/30/2012	4.67
53481300	AWWSC Other Ben CAPX	CF	9300005255	11/30/2012	0.04
53481300	AWWSC Other Ben CAPX	CF	9300005256	11/30/2012	6.40
53481300	AWWSC Other Ben CAPX	CF	9300005261	11/30/2012	8.33
53481300	AWWSC Other Ben CAPX	CF	9300005262	11/30/2012	(1.69)
53481300	AWWSC Other Ben CAPX	CF	9300005263	11/30/2012	(5.99)
53481300	AWWSC Other Ben CAPX	CF	9300005264	11/30/2012	(1.27)
53481300	AWWSC Other Ben CAPX	CF	9300005265	11/30/2012	28.07

Kentucky American Water Company  
Case No. 2012-00520  
Response to PSC DR1, Item 31

Account	Description	Doc Type	Document Number	Posting Date	Amount
53481300	AWWSC Other Ben CAPX	CF	9300005272	11/30/2012	0.65
53481300	AWWSC Other Ben CAPX	CF	9300005276	11/30/2012	0.58
53481300	AWWSC Other Ben CAPX	CF	9300005277	11/30/2012	2,622.06
53481300	AWWSC Other Ben CAPX	CF	9300005278	11/30/2012	22.70
53481300	AWWSC Other Ben CAPX	CF	9300005282	11/30/2012	2,136.95
53481300	AWWSC Other Ben CAPX	CF	9300005284	11/30/2012	7.15
53481300	AWWSC Other Ben CAPX	CF	9300005285	11/30/2012	1.53
53481300	AWWSC Other Ben CAPX	CF	9300005286	11/30/2012	236.81
53481300	AWWSC Other Ben CAPX	CF	9300005288	11/30/2012	235.66
53481300	AWWSC Other Ben CAPX	CF	9300005289	11/30/2012	2.44
53481300	AWWSC Other Ben CAPX	CF	9300005290	11/30/2012	4.54
53481300	AWWSC Other Ben CAPX	CF	9300005293	11/30/2012	8.37
53481300	AWWSC Other Ben CAPX	CF	9300005296	11/30/2012	5.05
53481300	AWWSC Other Ben CAPX	CF	9300005297	11/30/2012	4.70
53481300	AWWSC Other Ben CAPX	CF	9300005298	11/30/2012	3.79
53481300	AWWSC Other Ben CAPX	CF	9300005299	11/30/2012	(0.55)
53481300	AWWSC Other Ben CAPX	CF	9300005300	11/30/2012	12.33
53481300	AWWSC Other Ben CAPX	CF	9300005305	11/30/2012	78.66
53481300	AWWSC Other Ben CAPX	CF	9300005308	11/30/2012	10.00
53481300	AWWSC Other Ben CAPX	CF	9300005311	11/30/2012	17.71
53481300	AWWSC Other Ben CAPX	CF	9300005312	11/30/2012	5.46
53481300	AWWSC Other Ben CAPX	CF	9300005315	11/30/2012	18.89
53481300	AWWSC Other Ben CAPX	CF	9300005316	11/30/2012	3.74
53481300	AWWSC Other Ben CAPX	CF	9300005319	11/30/2012	2.40
53481300	AWWSC Other Ben CAPX	CF	9300005320	11/30/2012	(3.04)
53481300	AWWSC Other Ben CAPX	CF	9300005323	11/30/2012	2.41
53481300	AWWSC Other Ben CAPX	CF	9300005324	11/30/2012	(3.04)
53481300	AWWSC Other Ben CAPX	CF	9300005327	11/30/2012	18.61
53481300	AWWSC Other Ben CAPX	CF	9300005329	11/30/2012	(2.46)
53481300	AWWSC Other Ben CAPX	CF	9300005330	11/30/2012	(0.25)
53481300	AWWSC Other Ben CAPX	CF	9300005331	11/30/2012	(0.22)
53481300	AWWSC Other Ben CAPX	CF	9300005332	11/30/2012	526.11
53481300	AWWSC Other Ben CAPX	CF	9300005541	11/30/2012	(370.98)
53481300	AWWSC Other Ben CAPX	CF	9300005542	11/30/2012	(117.83)
53481300	AWWSC Other Ben CAPX	CF	9300005625	11/30/2012	0.29
53481300	AWWSC Other Ben CAPX	CF	9300005625	11/30/2012	(3.01)
53481300	AWWSC Other Ben CAPX	CF	9300005625	11/30/2012	(2.69)
53481300	AWWSC Other Ben CAPX	CF	9300005626	11/30/2012	0.61
53481300	AWWSC Other Ben CAPX	CF	9300005626	11/30/2012	0.01
53481300	AWWSC Other Ben CAPX	CF	9300005626	11/30/2012	(0.33)
53481300	AWWSC Other Ben CAPX	CF	9300005627	11/30/2012	0.53
53481300	AWWSC Other Ben CAPX	CF	9300005628	11/30/2012	0.59
53481300	AWWSC Other Ben CAPX	CF	9300005628	11/30/2012	(0.42)
53481300	AWWSC Other Ben CAPX	CF	9300005629	11/30/2012	0.13
53481300	AWWSC Other Ben CAPX	CF	9300005630	11/30/2012	(0.17)
53481300	AWWSC Other Ben CAPX	CF	9300005631	11/30/2012	0.04
53481300	AWWSC Other Ben CAPX	CF	9300005632	11/30/2012	0.40
53481300	AWWSC Other Ben CAPX	CF	9300005632	11/30/2012	3.15
53481300	AWWSC Other Ben CAPX	CF	9300005633	11/30/2012	0.44
53481300	AWWSC Other Ben CAPX	CF	9300005633	11/30/2012	0.30
53481300	AWWSC Other Ben CAPX	CF	9300005634	11/30/2012	0.05
53481300	AWWSC Other Ben CAPX	CF	9300005634	11/30/2012	0.33
53481300	AWWSC Other Ben CAPX	CF	9300005634	11/30/2012	(0.77)
53481300	AWWSC Other Ben CAPX	CF	9300005635	11/30/2012	0.09
53481300	AWWSC Other Ben CAPX	CF	9300005635	11/30/2012	0.77
53481300	AWWSC Other Ben CAPX	CF	9300005636	11/30/2012	0.87
53481300	AWWSC Other Ben CAPX	CF	9300005638	11/30/2012	0.43
53481300	AWWSC Other Ben CAPX	CF	9300005638	11/30/2012	0.02
53481300	AWWSC Other Ben CAPX	CF	9300005639	11/30/2012	0.08
53481300	AWWSC Other Ben CAPX	CF	9300005639	11/30/2012	0.12
53481300	AWWSC Other Ben CAPX	CF	9300005639	11/30/2012	0.01
53481300	AWWSC Other Ben CAPX	CF	9300005640	11/30/2012	0.75
53481300	AWWSC Other Ben CAPX	CF	9300005641	11/30/2012	0.66
53481300	AWWSC Other Ben CAPX	CF	9300005641	11/30/2012	0.03
53481300	AWWSC Other Ben CAPX	CF	9300005641	11/30/2012	(0.61)
53481300	AWWSC Other Ben CAPX	CF	9300005642	11/30/2012	0.11
53481300	AWWSC Other Ben CAPX	CF	9300005642	11/30/2012	(0.02)
53481300	AWWSC Other Ben CAPX	CF	9300005643	11/30/2012	0.31
53481300	AWWSC Other Ben CAPX	CF	9300005643	11/30/2012	(0.17)
53481300	AWWSC Other Ben CAPX	CF	9300005644	11/30/2012	0.04
53481300	AWWSC Other Ben CAPX	CF	9300005645	11/30/2012	6.06
53481300	AWWSC Other Ben CAPX	CF	9300005646	11/30/2012	36.10
53481300	AWWSC Other Ben CAPX	CF	9300005647	11/30/2012	(5.20)
53481300	AWWSC Other Ben CAPX	CF	9300005648	11/30/2012	9.61
53481300	AWWSC Other Ben CAPX	CF	9300005649	11/30/2012	38.01
53481300	AWWSC Other Ben CAPX	CF	9300005650	11/30/2012	(29.81)
53481300	AWWSC Other Ben CAPX	CF	9300005650	11/30/2012	0.41



Kentucky American Water Company  
Case No. 2012-00520  
Response to PSC DR1, Item 31

Account	Description	Doc Type	Document Number	Posting Date	Amount
53481300	AWWSC Other Ben CAPX	CF	9300005650	11/30/2012	(0.13)
53481300	AWWSC Other Ben CAPX	CF	9300005651	11/30/2012	(0.32)
53481300	AWWSC Other Ben CAPX	CF	9300005651	11/30/2012	(0.24)
53481300	AWWSC Other Ben CAPX	CF	9300005651	11/30/2012	0.09
53481300	AWWSC Other Ben CAPX	CF	9300005651	11/30/2012	(0.25)
53481300	AWWSC Other Ben CAPX	CF	9300005652	11/30/2012	(0.43)
53481300	AWWSC Other Ben CAPX	CF	9300005652	11/30/2012	(0.58)
53481300	AWWSC Other Ben CAPX	CF	9300005652	11/30/2012	0.08
53481300	AWWSC Other Ben CAPX	CF	9300005653	11/30/2012	(0.18)
53481300	AWWSC Other Ben CAPX	CF	9300005653	11/30/2012	(0.46)
53481300	AWWSC Other Ben CAPX	CF	9300005653	11/30/2012	0.01
53481300	AWWSC Other Ben CAPX	CF	9300005655	11/30/2012	(0.01)
53481300	AWWSC Other Ben CAPX	CF	9300005655	11/30/2012	(0.11)
53481300	AWWSC Other Ben CAPX	CF	9300005656	11/30/2012	(0.47)
53481300	AWWSC Other Ben CAPX	CF	9300005657	11/30/2012	(0.05)
53481300	AWWSC Other Ben CAPX	CF	9300005658	11/30/2012	(0.34)
53481300	AWWSC Other Ben CAPX	CF	9300005658	11/30/2012	0.10
53481300	AWWSC Other Ben CAPX	CF	9300005659	11/30/2012	(0.02)
53481300	AWWSC Other Ben CAPX	CF	9300005660	11/30/2012	(0.01)
53481300	AWWSC Other Ben CAPX	CF	9300005661	11/30/2012	(0.02)
53481300	AWWSC Other Ben CAPX	CF	9300005661	11/30/2012	(0.05)
53481300	AWWSC Other Ben CAPX	CF	9300005662	11/30/2012	0.11
53481300	AWWSC Other Ben CAPX	CF	9300005662	11/30/2012	(0.02)
53481300	AWWSC Other Ben CAPX	CF	9300005663	11/30/2012	(0.04)
53481300	AWWSC Other Ben CAPX	CF	9300005664	11/30/2012	0.24
53481300	AWWSC Other Ben CAPX	CF	9300005664	11/30/2012	(0.03)
53481300	AWWSC Other Ben CAPX	CF	9300005669	11/30/2012	7.80
53481300	AWWSC Other Ben CAPX	CF	9300005676	11/30/2012	(61.03)
53481300	AWWSC Other Ben CAPX	CF	9300005679	11/30/2012	15.71
53481300	AWWSC Other Ben CAPX	CF	9300005688	11/30/2012	8.88
53481300	AWWSC Other Ben CAPX	CF	9300005699	11/30/2012	2,086.41
53481300	AWWSC Other Ben CAPX	CF	9300005711	11/30/2012	15.27
53481300	AWWSC Other Ben CAPX	CF	9300005727	11/30/2012	19.46
53481300	AWWSC Other Ben CAPX	CF	9300005729	11/30/2012	(54.80)
53481300	AWWSC Other Ben CAPX	CF	9300005729	11/30/2012	(12.21)
53481300	AWWSC Other Ben CAPX	CF	9300005730	11/30/2012	(15.02)
53481300	AWWSC Other Ben CAPX	CF	9300005730	11/30/2012	(32.12)
53481300	AWWSC Other Ben CAPX	CF	9300005731	11/30/2012	(2.45)
53481300	AWWSC Other Ben CAPX	CF	9300005731	11/30/2012	2.44
53481300	AWWSC Other Ben CAPX	CF	9300005732	11/30/2012	(7.71)
53481300	AWWSC Other Ben CAPX	CF	9300005732	11/30/2012	(22.79)
53481300	AWWSC Other Ben CAPX	CF	9300005733	11/30/2012	6.31
53481300	AWWSC Other Ben CAPX	CF	9300005734	11/30/2012	0.25
53481300	AWWSC Other Ben CAPX	CF	9300005735	11/30/2012	(0.01)
53481300	AWWSC Other Ben CAPX	CF	9300005735	11/30/2012	0.01
53481300	AWWSC Other Ben CAPX	CF	9300005736	11/30/2012	0.01
53481300	AWWSC Other Ben CAPX	CF	9300005736	11/30/2012	0.01
53481300	AWWSC Other Ben CAPX	CF	9300005736	11/30/2012	0.03
53481300	AWWSC Other Ben CAPX	CF	9300005736	11/30/2012	0.01
53481300	AWWSC Other Ben CAPX	UT	9300005765	11/30/2012	143.70
53481300	AWWSC Other Ben CAPX	UT	9300005764	11/30/2012	(976.28)
53481300	AWWSC Other Ben CAPX	UT	9300005764	11/30/2012	82.32
53481300	AWWSC Other Ben CAPX	UZ	2000000578	11/30/2012	488.81
53481300	AWWSC Other Ben CAPX	UZ	2000000578	11/30/2012	(10.22)
53481300	AWWSC Other Ben CAPX	UZ	2000000578	11/30/2012	0.16
53481300	AWWSC Other Ben CAPX	UZ	2000000576	11/30/2012	0.16
53481300	AWWSC Other Ben CAPX	UZ	2000000580	11/30/2012	(10.57)
53481300	AWWSC Other Ben CAPX	UZ	2000000575	11/30/2012	(6.98)
53481300	AWWSC Other Ben CAPX	UZ	2000000576	11/30/2012	0.16
53481300	AWWSC Other Ben CAPX	UZ	2000000576	11/30/2012	(21.05)
53481300	AWWSC Other Ben CAPX	UZ	2000000578	11/30/2012	0.31
53481300	AWWSC Other Ben CAPX	UZ	2000000576	11/30/2012	0.16
53481300	AWWSC Other Ben CAPX	UZ	2000000576	11/30/2012	(13.89)
53481300	AWWSC Other Ben CAPX	UZ	2000000576	11/30/2012	0.16
53481300	AWWSC Other Ben CAPX	UZ	2000000580	11/30/2012	(10.06)
53481300	AWWSC Other Ben CAPX	UZ	2000000575	11/30/2012	0.71
53481300	AWWSC Other Ben CAPX	UZ	2000000578	11/30/2012	(9.31)
53481300	AWWSC Other Ben CAPX	UZ	2000000580	11/30/2012	0.47
53481300	AWWSC Other Ben CAPX	UZ	2000000580	11/30/2012	(28.90)
53481300	AWWSC Other Ben CAPX	UZ	2000000576	11/30/2012	(78.66)
53481300	AWWSC Other Ben CAPX	UZ	2000000576	11/30/2012	2.19
53481300	AWWSC Other Ben CAPX	UZ	2000000578	11/30/2012	(2,214.26)
53481300	AWWSC Other Ben CAPX	UZ	2000000578	11/30/2012	(2,733.68)
53481300	AWWSC Other Ben CAPX	UZ	2000000580	11/30/2012	2.50
53481300	AWWSC Other Ben CAPX	UZ	2000000576	11/30/2012	0.63
53481300	AWWSC Other Ben CAPX	UZ	2000000578	11/30/2012	(260.19)
53481300	AWWSC Other Ben CAPX	UZ	2000000575	11/30/2012	(268.16)

Kentucky American Water Company  
Case No. 2012-00520  
Response to PSC DR1, Item 31

Account	Description	Doc Type	Document Number	Posting Date	Amount
53481300	AWWSC Other Ben CAPX	UZ	2000000576	11/30/2012	3.22
53481300	AWWSC Other Ben CAPX	UZ	2000000576	11/30/2012	(0.65)
53481300	AWWSC Other Ben CAPX	UZ	2000000576	11/30/2012	0.67
53481300	AWWSC Other Ben CAPX	UZ	2000000578	11/30/2012	(30.24)
53481300	AWWSC Other Ben CAPX	UZ	2000000576	11/30/2012	(0.91)
53481300	AWWSC Other Ben CAPX	UZ	2000000580	11/30/2012	0.81
53481300	AWWSC Other Ben CAPX	UZ	2000000578	11/30/2012	1.27
53481300	AWWSC Other Ben CAPX	UZ	2000000578	11/30/2012	5.99
53481300	AWWSC Other Ben CAPX	UZ	2000000580	11/30/2012	1.69
53481300	AWWSC Other Ben CAPX	UZ	2000000580	11/30/2012	(8.33)
53481300	AWWSC Other Ben CAPX	UZ	2000000576	11/30/2012	(22.97)
53481300	AWWSC Other Ben CAPX	UZ	2000000578	11/30/2012	0.47
53481300	AWWSC Other Ben CAPX	UZ	2000000575	11/30/2012	(0.04)
53481300	AWWSC Other Ben CAPX	UZ	2000000576	11/30/2012	1.88
53481300	AWWSC Other Ben CAPX	UZ	2000000576	11/30/2012	(70.94)
53481300	AWWSC Other Ben CAPX	UZ	2000000576	11/30/2012	0.16
53481300	AWWSC Other Ben CAPX	UZ	2000000578	11/30/2012	(10.72)
53481300	AWWSC Other Ben CAPX	UZ	2000000580	11/30/2012	0.31
53481300	AWWSC Other Ben CAPX	UZ	2000000580	11/30/2012	(19.31)
53481300	AWWSC Other Ben CAPX	UZ	2000000578	11/30/2012	(3.10)
53481300	AWWSC Other Ben CAPX	UZ	2000000576	11/30/2012	1.45
53481300	AWWSC Other Ben CAPX	UZ	2000000575	11/30/2012	(2.91)
53481300	AWWSC Other Ben CAPX	UZ	2000000576	11/30/2012	(2.61)
53481300	AWWSC Other Ben CAPX	UZ	2000000576	11/30/2012	(2.91)
53481300	AWWSC Other Ben CAPX	UZ	2000000576	11/30/2012	(2.05)
53481300	AWWSC Other Ben CAPX	UZ	2000000580	11/30/2012	(2.35)
53481300	AWWSC Other Ben CAPX	UZ	2000000576	11/30/2012	(18.51)
53481300	AWWSC Other Ben CAPX	UZ	2000000578	11/30/2012	2.73
53481300	AWWSC Other Ben CAPX	UZ	2000000578	11/30/2012	0.47
53481300	AWWSC Other Ben CAPX	UZ	2000000580	11/30/2012	(18.04)
53481300	AWWSC Other Ben CAPX	UZ	2000000576	11/30/2012	0.63
53481300	AWWSC Other Ben CAPX	UZ	2000000578	11/30/2012	(53.24)
53481300	AWWSC Other Ben CAPX	UZ	2000000575	11/30/2012	1.56
53481300	AWWSC Other Ben CAPX	UZ	2000000578	11/30/2012	(100.74)
53481300	AWWSC Other Ben CAPX	UZ	2000000576	11/30/2012	(26.31)
53481300	AWWSC Other Ben CAPX	UZ	2000000578	11/30/2012	0.31
53481300	AWWSC Other Ben CAPX	UZ	2000000578	11/30/2012	(9.79)
53481300	AWWSC Other Ben CAPX	UZ	2000000578	11/30/2012	(6.73)
53481300	AWWSC Other Ben CAPX	UZ	2000000575	11/30/2012	0.47
53481300	AWWSC Other Ben CAPX	UZ	2000000578	11/30/2012	(309.84)
53481300	AWWSC Other Ben CAPX	UZ	2000000575	11/30/2012	(28.97)
53481300	AWWSC Other Ben CAPX	UZ	2000000576	11/30/2012	0.47
53481300	AWWSC Other Ben CAPX	UZ	2000000578	11/30/2012	2.42
53481300	AWWSC Other Ben CAPX	UZ	2000000580	11/30/2012	(62.53)
53481300	AWWSC Other Ben CAPX	UZ	2000000576	11/30/2012	(96.08)
53481300	AWWSC Other Ben CAPX	UZ	2000000578	11/30/2012	1.41
53481300	AWWSC Other Ben CAPX	UZ	2000000576	11/30/2012	(120.75)
53481300	AWWSC Other Ben CAPX	UZ	2000000576	11/30/2012	0.47
53481300	AWWSC Other Ben CAPX	UZ	2000000576	11/30/2012	(107.79)
53481300	AWWSC Other Ben CAPX	UZ	2000000576	11/30/2012	0.31
53481300	AWWSC Other Ben CAPX	UZ	2000000576	11/30/2012	0.47
53481300	AWWSC Other Ben CAPX	UZ	2000000578	11/30/2012	(32.04)
53481300	AWWSC Other Ben CAPX	UZ	2000000576	11/30/2012	0.47
53481300	AWWSC Other Ben CAPX	UZ	2000000576	11/30/2012	(32.04)
53481300	AWWSC Other Ben CAPX	UZ	2000000578	11/30/2012	2.85
53481300	AWWSC Other Ben CAPX	UZ	2000000580	11/30/2012	(139.64)
53481300	AWWSC Other Ben CAPX	UZ	2000000575	11/30/2012	0.78
53481300	AWWSC Other Ben CAPX	UZ	2000000578	11/30/2012	(84.76)
53481300	AWWSC Other Ben CAPX	UZ	2000000576	11/30/2012	9.08
53481300	AWWSC Other Ben CAPX	UZ	2000000578	11/30/2012	(2,064.52)
53481300	AWWSC Other Ben CAPX	UZ	2000000576	11/30/2012	(1,387.48)
53481300	AWWSC Other Ben CAPX	UZ	2000000578	11/30/2012	6.72
53481300	AWWSC Other Ben CAPX	UZ	2000000576	11/30/2012	1.41
53481300	AWWSC Other Ben CAPX	UZ	2000000578	11/30/2012	(83.93)
53481300	AWWSC Other Ben CAPX	UZ	2000000576	11/30/2012	1.69
53481300	AWWSC Other Ben CAPX	UZ	2000000578	11/30/2012	1,793.99
53481300	AWWSC Other Ben CAPX	UZ	2000000580	11/30/2012	2,190.58
53481300	AWWSC Other Ben CAPX	UZ	2000000576	11/30/2012	0.31
53481300	AWWSC Other Ben CAPX	UZ	2000000580	11/30/2012	(20.83)
53481300	AWWSC Other Ben CAPX	UZ	2000000576	11/30/2012	(89.98)
53481300	AWWSC Other Ben CAPX	UZ	2000000580	11/30/2012	0.94
53481300	AWWSC Other Ben CAPX	UZ	2000000578	11/30/2012	(27.08)
53481300	AWWSC Other Ben CAPX	UZ	2000000580	11/30/2012	0.47
53481300	AWWSC Other Ben CAPX	UZ	2000000576	11/30/2012	(61.87)
53481300	AWWSC Other Ben CAPX	UZ	2000000576	11/30/2012	0.47
53481300	AWWSC Other Ben CAPX	UZ	2000000576	11/30/2012	(32.04)
53481300	AWWSC Other Ben CAPX	UZ	2000000576	11/30/2012	0.47

Kentucky American Water Company  
Case No. 2012-00520  
Response to PSC DR1, Item 31

Account	Description	Doc Type	Document Number	Posting Date	Amount
53481300	AWWSC Other Ben CAPX	UZ	200000578	11/30/2012	(32.02)
53481300	AWWSC Other Ben CAPX	UZ	200000576	11/30/2012	0.47
53481300	AWWSC Other Ben CAPX	UZ	200000576	11/30/2012	(32.04)
53481300	AWWSC Other Ben CAPX	UZ	200000576	11/30/2012	(617.13)
53481300	AWWSC Other Ben CAPX	UZ	200000575	11/30/2012	4.38
53481300	AWWSC Other Ben CAPX	UZ	200000576	11/30/2012	(1,583.83)
53481300	AWWSC Other Ben CAPX	UZ	200000580	11/30/2012	(1,854.89)
53481300	AWWSC Other Ben CAPX	UZ	200000580	11/30/2012	3.28
53481300	AWWSC Other Ben CAPX	UZ	200000578	11/30/2012	0.31
53481300	AWWSC Other Ben CAPX	UZ	200000580	11/30/2012	(21.39)
53481300	AWWSC Other Ben CAPX	UZ	200000580	11/30/2012	0.31
53481300	AWWSC Other Ben CAPX	UZ	200000580	11/30/2012	(19.99)
53481300	AWWSC Other Ben CAPX	UZ	200000578	11/30/2012	(19.48)
53481300	AWWSC Other Ben CAPX	UZ	200000578	11/30/2012	0.31
53481300	AWWSC Other Ben CAPX	UZ	200000578	11/30/2012	0.78
53481300	AWWSC Other Ben CAPX	UZ	200000578	11/30/2012	(803.29)
53481300	AWWSC Other Ben CAPX	UZ	200000575	11/30/2012	(324.51)
53481300	AWWSC Other Ben CAPX	UZ	200000580	11/30/2012	0.47
53481300	AWWSC Other Ben CAPX	UZ	200000578	11/30/2012	(878.86)
53481300	AWWSC Other Ben CAPX	UZ	200000578	11/30/2012	0.78
53481300	AWWSC Other Ben CAPX	UZ	200000576	11/30/2012	0.94
53481300	AWWSC Other Ben CAPX	UZ	200000580	11/30/2012	(92.25)
53481300	AWWSC Other Ben CAPX	UZ	200000576	11/30/2012	(166.27)
53481300	AWWSC Other Ben CAPX	UZ	200000576	11/30/2012	0.31
53481300	AWWSC Other Ben CAPX	UZ	200000578	11/30/2012	(160.33)
53481300	AWWSC Other Ben CAPX	UZ	200000580	11/30/2012	0.16
53481300	AWWSC Other Ben CAPX	UZ	200000576	11/30/2012	0.47
53481300	AWWSC Other Ben CAPX	UZ	200000578	11/30/2012	(171.79)
53481300	AWWSC Other Ben CAPX	UZ	200000578	11/30/2012	0.47
53481300	AWWSC Other Ben CAPX	UZ	200000580	11/30/2012	(23.03)
53481300	AWWSC Other Ben CAPX	UZ	200000580	11/30/2012	0.04
53481300	AWWSC Other Ben CAPX	UZ	200000578	11/30/2012	0.04
53481300	AWWSC Other Ben CAPX	UZ	200000576	11/30/2012	0.04
53481300	AWWSC Other Ben CAPX	UZ	200000580	11/30/2012	(531.63)
53481300	AWWSC Other Ben CAPX	UZ	200000580	11/30/2012	0.16
53481300	AWWSC Other Ben CAPX	UZ	200000576	11/30/2012	0.31
53481300	AWWSC Other Ben CAPX	UZ	200000578	11/30/2012	(78.49)
53481300	AWWSC Other Ben CAPX	UZ	200000576	11/30/2012	(92.44)
53481300	AWWSC Other Ben CAPX	UZ	200000578	11/30/2012	0.94
53481300	AWWSC Other Ben CAPX	UZ	200000576	11/30/2012	(50.90)
53481300	AWWSC Other Ben CAPX	UZ	200000578	11/30/2012	0.94
53481300	AWWSC Other Ben CAPX	UZ	200000576	11/30/2012	0.85
53481300	AWWSC Other Ben CAPX	UZ	200000576	11/30/2012	(22.09)
53481300	AWWSC Other Ben CAPX	UZ	200000576	11/30/2012	(16.57)
53481300	AWWSC Other Ben CAPX	UZ	200000578	11/30/2012	0.72
53481300	AWWSC Other Ben CAPX	UZ	200000578	11/30/2012	3.09
53481300	AWWSC Other Ben CAPX	UZ	200000580	11/30/2012	(40.70)
53481300	AWWSC Other Ben CAPX	UZ	200000576	11/30/2012	(2.41)
53481300	AWWSC Other Ben CAPX	UZ	200000578	11/30/2012	3.04
53481300	AWWSC Other Ben CAPX	UZ	200000576	11/30/2012	3.04
53481300	AWWSC Other Ben CAPX	UZ	200000576	11/30/2012	(2.40)
53481300	AWWSC Other Ben CAPX	UZ	200000576	11/30/2012	(44.72)
53481300	AWWSC Other Ben CAPX	UZ	200000580	11/30/2012	0.63
53481300	AWWSC Other Ben CAPX	UZ	200000575	11/30/2012	0.78
53481300	AWWSC Other Ben CAPX	UZ	200000580	11/30/2012	(50.77)
53481400	AWWSC Cont Svcs CAPX	CF	930005047	11/30/2012	121.18
53481400	AWWSC Cont Svcs CAPX	CF	930005050	11/30/2012	33.88
53481400	AWWSC Cont Svcs CAPX	CF	930005055	11/30/2012	(0.01)
53481400	AWWSC Cont Svcs CAPX	CF	930005090	11/30/2012	59.84
53481400	AWWSC Cont Svcs CAPX	CF	930005105	11/30/2012	531.76
53481400	AWWSC Cont Svcs CAPX	CF	930005107	11/30/2012	(1,051.71)
53481400	AWWSC Cont Svcs CAPX	CF	930005108	11/30/2012	19.63
53481400	AWWSC Cont Svcs CAPX	CF	930005109	11/30/2012	14.35
53481400	AWWSC Cont Svcs CAPX	CF	930005110	11/30/2012	20.80
53481400	AWWSC Cont Svcs CAPX	CF	930005118	11/30/2012	8.41
53481400	AWWSC Cont Svcs CAPX	CF	930005119	11/30/2012	593.03
53481400	AWWSC Cont Svcs CAPX	CF	930005120	11/30/2012	593.07
53481400	AWWSC Cont Svcs CAPX	CF	930005121	11/30/2012	595.85
53481400	AWWSC Cont Svcs CAPX	CF	930005125	11/30/2012	3,009.42
53481400	AWWSC Cont Svcs CAPX	CF	930005126	11/30/2012	47.43
53481400	AWWSC Cont Svcs CAPX	CF	930005127	11/30/2012	(551.68)
53481400	AWWSC Cont Svcs CAPX	CF	930005128	11/30/2012	2,575.07
53481400	AWWSC Cont Svcs CAPX	CF	930005129	11/30/2012	185.26
53481400	AWWSC Cont Svcs CAPX	CF	930005130	11/30/2012	185.26
53481400	AWWSC Cont Svcs CAPX	CF	930005131	11/30/2012	185.26
53481400	AWWSC Cont Svcs CAPX	CF	930005132	11/30/2012	22.72
53481400	AWWSC Cont Svcs CAPX	CF	930005133	11/30/2012	23.84

Kentucky American Water Company  
Case No. 2012-00520  
Response to PSC DR1, Item 31

Account	Description	Doc Type	Document Number	Posting Date	Amount
53481400	AWWSC Cont Svcs CAPX	CF	9300005134	11/30/2012	677.45
53481400	AWWSC Cont Svcs CAPX	CF	9300005135	11/30/2012	677.45
53481400	AWWSC Cont Svcs CAPX	CF	9300005136	11/30/2012	677.45
53481400	AWWSC Cont Svcs CAPX	CF	9300005137	11/30/2012	(22.58)
53481400	AWWSC Cont Svcs CAPX	CF	9300005139	11/30/2012	2,810.15
53481400	AWWSC Cont Svcs CAPX	CF	9300005155	11/30/2012	(105.70)
53481400	AWWSC Cont Svcs CAPX	CF	9300005158	11/30/2012	373.44
53481400	AWWSC Cont Svcs CAPX	CF	9300005159	11/30/2012	913.02
53481400	AWWSC Cont Svcs CAPX	CF	9300005160	11/30/2012	(9.34)
53481400	AWWSC Cont Svcs CAPX	CF	9300005161	11/30/2012	373.44
53481400	AWWSC Cont Svcs CAPX	CF	9300005162	11/30/2012	(6.61)
53481400	AWWSC Cont Svcs CAPX	CF	9300005163	11/30/2012	384.75
53481400	AWWSC Cont Svcs CAPX	CF	9300005164	11/30/2012	(211.73)
53481400	AWWSC Cont Svcs CAPX	CF	9300005165	11/30/2012	(7.35)
53481400	AWWSC Cont Svcs CAPX	CF	9300005166	11/30/2012	1,152.72
53481400	AWWSC Cont Svcs CAPX	CF	9300005173	11/30/2012	26.86
53481400	AWWSC Cont Svcs CAPX	CF	9300005178	11/30/2012	161.81
53481400	AWWSC Cont Svcs CAPX	CF	9300005180	11/30/2012	3,475.78
53481400	AWWSC Cont Svcs CAPX	CF	9300005185	11/30/2012	4,818.47
53481400	AWWSC Cont Svcs CAPX	CF	9300005189	11/30/2012	762.06
53481400	AWWSC Cont Svcs CAPX	CF	9300005192	11/30/2012	762.06
53481400	AWWSC Cont Svcs CAPX	CF	9300005193	11/30/2012	553.77
53481400	AWWSC Cont Svcs CAPX	CF	9300005195	11/30/2012	1,661.24
53481400	AWWSC Cont Svcs CAPX	CF	9300005196	11/30/2012	567.00
53481400	AWWSC Cont Svcs CAPX	CF	9300005201	11/30/2012	4,672.77
53481400	AWWSC Cont Svcs CAPX	CF	9300005202	11/30/2012	3,740.33
53481400	AWWSC Cont Svcs CAPX	CF	9300005203	11/30/2012	(811.83)
53481400	AWWSC Cont Svcs CAPX	CF	9300005204	11/30/2012	(570.82)
53481400	AWWSC Cont Svcs CAPX	CF	9300005207	11/30/2012	856.18
53481400	AWWSC Cont Svcs CAPX	CF	9300005220	11/30/2012	2,109.92
53481400	AWWSC Cont Svcs CAPX	CF	9300005229	11/30/2012	(38.04)
53481400	AWWSC Cont Svcs CAPX	CF	9300005232	11/30/2012	(38.00)
53481400	AWWSC Cont Svcs CAPX	CF	9300005235	11/30/2012	(38.04)
53481400	AWWSC Cont Svcs CAPX	CF	9300005245	11/30/2012	1,562.48
53481400	AWWSC Cont Svcs CAPX	CF	9300005256	11/30/2012	1,173.00
53481400	AWWSC Cont Svcs CAPX	CF	9300005259	11/30/2012	2,500.65
53481400	AWWSC Cont Svcs CAPX	CF	9300005270	11/30/2012	(21.46)
53481400	AWWSC Cont Svcs CAPX	CF	9300005274	11/30/2012	15,907.87
53481400	AWWSC Cont Svcs CAPX	CF	9300005277	11/30/2012	1,587.01
53481400	AWWSC Cont Svcs CAPX	CF	9300005279	11/30/2012	16,484.97
53481400	AWWSC Cont Svcs CAPX	CF	9300005281	11/30/2012	324.36
53481400	AWWSC Cont Svcs CAPX	CF	9300005282	11/30/2012	2,270.26
53481400	AWWSC Cont Svcs CAPX	CF	9300005286	11/30/2012	469.20
53481400	AWWSC Cont Svcs CAPX	CF	9300005288	11/30/2012	469.20
53481400	AWWSC Cont Svcs CAPX	CF	9300005296	11/30/2012	50.87
53481400	AWWSC Cont Svcs CAPX	CF	9300005310	11/30/2012	2,206.26
53481400	AWWSC Cont Svcs CAPX	CF	9300005311	11/30/2012	3,232.89
53481400	AWWSC Cont Svcs CAPX	CF	9300005312	11/30/2012	(13.83)
53481400	AWWSC Cont Svcs CAPX	CF	9300005314	11/30/2012	1,898.08
53481400	AWWSC Cont Svcs CAPX	CF	9300005315	11/30/2012	3,040.61
53481400	AWWSC Cont Svcs CAPX	CF	9300005316	11/30/2012	(13.83)
53481400	AWWSC Cont Svcs CAPX	CF	9300005318	11/30/2012	(8,100.53)
53481400	AWWSC Cont Svcs CAPX	CF	9300005319	11/30/2012	1,510.01
53481400	AWWSC Cont Svcs CAPX	CF	9300005320	11/30/2012	92.17
53481400	AWWSC Cont Svcs CAPX	CF	9300005322	11/30/2012	6,830.30
53481400	AWWSC Cont Svcs CAPX	CF	9300005323	11/30/2012	1,678.28
53481400	AWWSC Cont Svcs CAPX	CF	9300005324	11/30/2012	92.17
53481400	AWWSC Cont Svcs CAPX	CF	9300005327	11/30/2012	1,892.45
53481400	AWWSC Cont Svcs CAPX	CF	9300005328	11/30/2012	(1,940.03)
53481400	AWWSC Cont Svcs CAPX	CF	9300005329	11/30/2012	70.40
53481400	AWWSC Cont Svcs CAPX	CF	9300005332	11/30/2012	20.69
53481400	AWWSC Cont Svcs CAPX	CF	9300005626	11/30/2012	(1.18)
53481400	AWWSC Cont Svcs CAPX	CF	9300005629	11/30/2012	0.40
53481400	AWWSC Cont Svcs CAPX	CF	9300005630	11/30/2012	(0.01)
53481400	AWWSC Cont Svcs CAPX	CF	9300005632	11/30/2012	0.03
53481400	AWWSC Cont Svcs CAPX	CF	9300005633	11/30/2012	(2.11)
53481400	AWWSC Cont Svcs CAPX	CF	9300005634	11/30/2012	(1.21)
53481400	AWWSC Cont Svcs CAPX	CF	9300005637	11/30/2012	0.20
53481400	AWWSC Cont Svcs CAPX	CF	9300005637	11/30/2012	0.84
53481400	AWWSC Cont Svcs CAPX	CF	9300005639	11/30/2012	(1.48)
53481400	AWWSC Cont Svcs CAPX	CF	9300005643	11/30/2012	0.18
53481400	AWWSC Cont Svcs CAPX	CF	9300005647	11/30/2012	(24.73)
53481400	AWWSC Cont Svcs CAPX	CF	9300005651	11/30/2012	0.65
53481400	AWWSC Cont Svcs CAPX	CF	9300005653	11/30/2012	0.19
53481400	AWWSC Cont Svcs CAPX	CF	9300005654	11/30/2012	0.19
53481400	AWWSC Cont Svcs CAPX	CF	9300005659	11/30/2012	6.50
53481400	AWWSC Cont Svcs CAPX	CF	9300005659	11/30/2012	0.09

Kentucky American Water Company  
Case No. 2012-00520  
Response to PSC DR1, Item 31

Account	Description	Doc Type	Document Number	Posting Date	Amount
53481400	AWWSC Cont Svcs CAPX	CF	9300005693	11/30/2012	1,276.99
53481400	AWWSC Cont Svcs CAPX	CF	9300005729	11/30/2012	0.88
53481400	AWWSC Cont Svcs CAPX	CF	9300005730	11/30/2012	(19.85)
53481400	AWWSC Cont Svcs CAPX	CF	9300005734	11/30/2012	(27.25)
53481400	AWWSC Cont Svcs CAPX	UT	9300005764	11/30/2012	(214.89)
53481400	AWWSC Cont Svcs CAPX	UT	9300005764	11/30/2012	74.60
53481400	AWWSC Cont Svcs CAPX	UZ	2000000576	11/30/2012	(3.27)
53481400	AWWSC Cont Svcs CAPX	UZ	2000000578	11/30/2012	(54.14)
53481400	AWWSC Cont Svcs CAPX	UZ	2000000578	11/30/2012	(3.27)
53481400	AWWSC Cont Svcs CAPX	UZ	2000000580	11/30/2012	(6.55)
53481400	AWWSC Cont Svcs CAPX	UZ	2000000576	11/30/2012	(3.27)
53481400	AWWSC Cont Svcs CAPX	UZ	2000000576	11/30/2012	(3.27)
53481400	AWWSC Cont Svcs CAPX	UZ	2000000576	11/30/2012	(3.27)
53481400	AWWSC Cont Svcs CAPX	UZ	2000000578	11/30/2012	(9.82)
53481400	AWWSC Cont Svcs CAPX	UZ	2000000578	11/30/2012	(2,640.46)
53481400	AWWSC Cont Svcs CAPX	UZ	2000000580	11/30/2012	(1,639.40)
53481400	AWWSC Cont Svcs CAPX	UZ	2000000580	11/30/2012	(482.30)
53481400	AWWSC Cont Svcs CAPX	UZ	2000000575	11/30/2012	(16,484.97)
53481400	AWWSC Cont Svcs CAPX	UZ	2000000578	11/30/2012	(15,907.87)
53481400	AWWSC Cont Svcs CAPX	UZ	2000000576	11/30/2012	(483.14)
53481400	AWWSC Cont Svcs CAPX	UZ	2000000575	11/30/2012	21.46
53481400	AWWSC Cont Svcs CAPX	UZ	2000000576	11/30/2012	1.25
53481400	AWWSC Cont Svcs CAPX	UZ	2000000580	11/30/2012	(1.03)
53481400	AWWSC Cont Svcs CAPX	UZ	2000000578	11/30/2012	0.49
53481400	AWWSC Cont Svcs CAPX	UZ	2000000578	11/30/2012	(0.04)
53481400	AWWSC Cont Svcs CAPX	UZ	2000000578	11/30/2012	(2,500.65)
53481400	AWWSC Cont Svcs CAPX	UZ	2000000576	11/30/2012	(1,182.82)
53481400	AWWSC Cont Svcs CAPX	UZ	2000000576	11/30/2012	(39.29)
53481400	AWWSC Cont Svcs CAPX	UZ	2000000575	11/30/2012	(3.27)
53481400	AWWSC Cont Svcs CAPX	UZ	2000000576	11/30/2012	(6.55)
53481400	AWWSC Cont Svcs CAPX	UZ	2000000580	11/30/2012	(1,562.48)
53481400	AWWSC Cont Svcs CAPX	UZ	2000000580	11/30/2012	38.04
53481400	AWWSC Cont Svcs CAPX	UZ	2000000576	11/30/2012	38.00
53481400	AWWSC Cont Svcs CAPX	UZ	2000000575	11/30/2012	38.04
53481400	AWWSC Cont Svcs CAPX	UZ	2000000576	11/30/2012	(2,119.81)
53481400	AWWSC Cont Svcs CAPX	UZ	2000000580	11/30/2012	0.09
53481400	AWWSC Cont Svcs CAPX	UZ	2000000578	11/30/2012	(9.82)
53481400	AWWSC Cont Svcs CAPX	UZ	2000000576	11/30/2012	(13.10)
53481400	AWWSC Cont Svcs CAPX	UZ	2000000580	11/30/2012	(888.93)
53481400	AWWSC Cont Svcs CAPX	UZ	2000000576	11/30/2012	(6.55)
53481400	AWWSC Cont Svcs CAPX	UZ	2000000580	11/30/2012	570.82
53481400	AWWSC Cont Svcs CAPX	UZ	2000000576	11/30/2012	811.83
53481400	AWWSC Cont Svcs CAPX	UZ	2000000580	11/30/2012	(3,750.15)
53481400	AWWSC Cont Svcs CAPX	UZ	2000000580	11/30/2012	(4,682.59)
53481400	AWWSC Cont Svcs CAPX	UZ	2000000575	11/30/2012	(32.98)
53481400	AWWSC Cont Svcs CAPX	UZ	2000000575	11/30/2012	(596.47)
53481400	AWWSC Cont Svcs CAPX	UZ	2000000580	11/30/2012	(1,671.06)
53481400	AWWSC Cont Svcs CAPX	UZ	2000000580	11/30/2012	(560.32)
53481400	AWWSC Cont Svcs CAPX	UZ	2000000578	11/30/2012	(771.88)
53481400	AWWSC Cont Svcs CAPX	UZ	2000000580	11/30/2012	(771.88)
53481400	AWWSC Cont Svcs CAPX	UZ	2000000576	11/30/2012	(4,864.31)
53481400	AWWSC Cont Svcs CAPX	UZ	2000000580	11/30/2012	(3,492.15)
53481400	AWWSC Cont Svcs CAPX	UZ	2000000576	11/30/2012	(351.73)
53481400	AWWSC Cont Svcs CAPX	UZ	2000000576	11/30/2012	(167.67)
53481400	AWWSC Cont Svcs CAPX	UZ	2000000575	11/30/2012	(29.47)
53481400	AWWSC Cont Svcs CAPX	UZ	2000000578	11/30/2012	(3,962.87)
53481400	AWWSC Cont Svcs CAPX	UZ	2000000578	11/30/2012	(6.55)
53481400	AWWSC Cont Svcs CAPX	UZ	2000000576	11/30/2012	(612.68)
53481400	AWWSC Cont Svcs CAPX	UZ	2000000578	11/30/2012	1,051.71
53481400	AWWSC Cont Svcs CAPX	UZ	2000000580	11/30/2012	(9.82)
53481400	AWWSC Cont Svcs CAPX	UZ	2000000580	11/30/2012	(22.72)
53481400	AWWSC Cont Svcs CAPX	UZ	2000000580	11/30/2012	(195.08)
53481400	AWWSC Cont Svcs CAPX	UZ	2000000578	11/30/2012	(195.08)
53481400	AWWSC Cont Svcs CAPX	UZ	2000000578	11/30/2012	(195.08)
53481400	AWWSC Cont Svcs CAPX	UZ	2000000575	11/30/2012	(2,575.07)
53481400	AWWSC Cont Svcs CAPX	UZ	2000000576	11/30/2012	(91.69)
53481400	AWWSC Cont Svcs CAPX	UZ	2000000578	11/30/2012	551.68
53481400	AWWSC Cont Svcs CAPX	UZ	2000000575	11/30/2012	(3,125.62)
53481400	AWWSC Cont Svcs CAPX	UZ	2000000576	11/30/2012	(6.55)
53481400	AWWSC Cont Svcs CAPX	UZ	2000000575	11/30/2012	(6.55)
53481400	AWWSC Cont Svcs CAPX	UZ	2000000578	11/30/2012	(6.55)
53481400	AWWSC Cont Svcs CAPX	UZ	2000000576	11/30/2012	(8.41)
53481400	AWWSC Cont Svcs CAPX	UZ	2000000578	11/30/2012	(16.37)
53481400	AWWSC Cont Svcs CAPX	UZ	2000000576	11/30/2012	(9.82)
53481400	AWWSC Cont Svcs CAPX	UZ	2000000580	11/30/2012	(16.37)
53481400	AWWSC Cont Svcs CAPX	UZ	2000000578	11/30/2012	(615.50)
53481400	AWWSC Cont Svcs CAPX	UZ	2000000576	11/30/2012	(6.55)

Kentucky American Water Company  
Case No. 2012-00520  
Response to PSC DR1, Item 31

Account	Description	Doc Type	Document Number	Posting Date	Amount
53481400	AWWSC Cont Svcs CAPX	UZ	200000578	11/30/2012	(3.27)
53481400	AWWSC Cont Svcs CAPX	UZ	200000576	11/30/2012	(9.82)
53481400	AWWSC Cont Svcs CAPX	UZ	200000575	11/30/2012	(9.82)
53481400	AWWSC Cont Svcs CAPX	UZ	200000576	11/30/2012	(20.80)
53481400	AWWSC Cont Svcs CAPX	UZ	200000579	11/30/2012	(14.35)
53481400	AWWSC Cont Svcs CAPX	UZ	200000575	11/30/2012	(19.63)
53481400	AWWSC Cont Svcs CAPX	UZ	200000576	11/30/2012	22.58
53481400	AWWSC Cont Svcs CAPX	UZ	200000576	11/30/2012	(677.45)
53481400	AWWSC Cont Svcs CAPX	UZ	200000578	11/30/2012	(677.45)
53481400	AWWSC Cont Svcs CAPX	UZ	200000576	11/30/2012	(677.45)
53481400	AWWSC Cont Svcs CAPX	UZ	200000578	11/30/2012	(23.96)
53481400	AWWSC Cont Svcs CAPX	UZ	200000576	11/30/2012	(30.39)
53481400	AWWSC Cont Svcs CAPX	UZ	200000576	11/30/2012	(612.72)
53481400	AWWSC Cont Svcs CAPX	UZ	200000576	11/30/2012	(551.41)
53481400	AWWSC Cont Svcs CAPX	UZ	200000575	11/30/2012	(13.10)
53481400	AWWSC Cont Svcs CAPX	UZ	200000580	11/30/2012	(9.82)
53481400	AWWSC Cont Svcs CAPX	UZ	200000575	11/30/2012	(2,360.70)
53481400	AWWSC Cont Svcs CAPX	UZ	200000576	11/30/2012	2,159.11
53481400	AWWSC Cont Svcs CAPX	UZ	200000575	11/30/2012	(8,974.19)
53481400	AWWSC Cont Svcs CAPX	UZ	200000578	11/30/2012	6.61
53481400	AWWSC Cont Svcs CAPX	UZ	200000575	11/30/2012	(2,888.64)
53481400	AWWSC Cont Svcs CAPX	UZ	200000576	11/30/2012	8,109.87
53481400	AWWSC Cont Svcs CAPX	UZ	200000576	11/30/2012	13.83
53481400	AWWSC Cont Svcs CAPX	UZ	200000578	11/30/2012	(4,951.79)
53481400	AWWSC Cont Svcs CAPX	UZ	200000575	11/30/2012	(5,455.52)
53481400	AWWSC Cont Svcs CAPX	UZ	200000578	11/30/2012	119.53
53481500	AWWSC Off Suppl CAPX	CF	930005036	11/30/2012	100.03
53481500	AWWSC Off Suppl CAPX	CF	930005047	11/30/2012	218.40
53481500	AWWSC Off Suppl CAPX	CF	930005048	11/30/2012	649.31
53481500	AWWSC Off Suppl CAPX	CF	930005050	11/30/2012	245.63
53481500	AWWSC Off Suppl CAPX	CF	930005051	11/30/2012	8.52
53481500	AWWSC Off Suppl CAPX	CF	930005055	11/30/2012	3.36
53481500	AWWSC Off Suppl CAPX	CF	930005087	11/30/2012	(46.32)
53481500	AWWSC Off Suppl CAPX	CF	930005090	11/30/2012	(124.58)
53481500	AWWSC Off Suppl CAPX	CF	930005096	11/30/2012	2,355.51
53481500	AWWSC Off Suppl CAPX	CF	930005097	11/30/2012	311.21
53481500	AWWSC Off Suppl CAPX	CF	930005103	11/30/2012	10.23
53481500	AWWSC Off Suppl CAPX	CF	930005104	11/30/2012	0.94
53481500	AWWSC Off Suppl CAPX	CF	930005105	11/30/2012	58.15
53481500	AWWSC Off Suppl CAPX	CF	930005106	11/30/2012	76.53
53481500	AWWSC Off Suppl CAPX	CF	930005107	11/30/2012	69.51
53481500	AWWSC Off Suppl CAPX	CF	930005108	11/30/2012	2.95
53481500	AWWSC Off Suppl CAPX	CF	930005109	11/30/2012	14.12
53481500	AWWSC Off Suppl CAPX	CF	930005110	11/30/2012	8.18
53481500	AWWSC Off Suppl CAPX	CF	930005111	11/30/2012	(5.08)
53481500	AWWSC Off Suppl CAPX	CF	930005112	11/30/2012	(9.60)
53481500	AWWSC Off Suppl CAPX	CF	930005113	11/30/2012	(14.32)
53481500	AWWSC Off Suppl CAPX	CF	930005114	11/30/2012	(9.94)
53481500	AWWSC Off Suppl CAPX	CF	930005115	11/30/2012	58.73
53481500	AWWSC Off Suppl CAPX	CF	930005116	11/30/2012	(10.88)
53481500	AWWSC Off Suppl CAPX	CF	930005117	11/30/2012	63.49
53481500	AWWSC Off Suppl CAPX	CF	930005118	11/30/2012	0.93
53481500	AWWSC Off Suppl CAPX	CF	930005119	11/30/2012	20.17
53481500	AWWSC Off Suppl CAPX	CF	930005120	11/30/2012	22.06
53481500	AWWSC Off Suppl CAPX	CF	930005121	11/30/2012	74.13
53481500	AWWSC Off Suppl CAPX	CF	930005122	11/30/2012	(3.31)
53481500	AWWSC Off Suppl CAPX	CF	930005123	11/30/2012	(10.08)
53481500	AWWSC Off Suppl CAPX	CF	930005124	11/30/2012	(11.26)
53481500	AWWSC Off Suppl CAPX	CF	930005125	11/30/2012	1,522.03
53481500	AWWSC Off Suppl CAPX	CF	930005126	11/30/2012	(1.39)
53481500	AWWSC Off Suppl CAPX	CF	930005127	11/30/2012	(35.62)
53481500	AWWSC Off Suppl CAPX	CF	930005128	11/30/2012	1,772.47
53481500	AWWSC Off Suppl CAPX	CF	930005129	11/30/2012	37.41
53481500	AWWSC Off Suppl CAPX	CF	930005130	11/30/2012	20.70
53481500	AWWSC Off Suppl CAPX	CF	930005131	11/30/2012	60.89
53481500	AWWSC Off Suppl CAPX	CF	930005132	11/30/2012	16.05
53481500	AWWSC Off Suppl CAPX	CF	930005133	11/30/2012	16.40
53481500	AWWSC Off Suppl CAPX	CF	930005134	11/30/2012	(5.69)
53481500	AWWSC Off Suppl CAPX	CF	930005135	11/30/2012	(5.69)
53481500	AWWSC Off Suppl CAPX	CF	930005136	11/30/2012	(5.69)
53481500	AWWSC Off Suppl CAPX	CF	930005137	11/30/2012	(9.85)
53481500	AWWSC Off Suppl CAPX	CF	930005138	11/30/2012	62.56
53481500	AWWSC Off Suppl CAPX	CF	930005139	11/30/2012	(62.56)
53481500	AWWSC Off Suppl CAPX	CF	930005140	11/30/2012	1.72
53481500	AWWSC Off Suppl CAPX	CF	930005141	11/30/2012	1.72
53481500	AWWSC Off Suppl CAPX	CF	930005142	11/30/2012	1.43
53481500	AWWSC Off Suppl CAPX	CF	930005143	11/30/2012	1.55

Kentucky American Water Company  
Case No. 2012-00520  
Response to PSC DR1, Item 31

Account	Description	Doc Type	Document Number	Posting Date	Amount
53481500	AWWSC Off Suppl CAPX	CF	9300005144	11/30/2012	1.55
53481500	AWWSC Off Suppl CAPX	CF	9300005145	11/30/2012	1.55
53481500	AWWSC Off Suppl CAPX	CF	9300005146	11/30/2012	29.21
53481500	AWWSC Off Suppl CAPX	CF	9300005147	11/30/2012	23.92
53481500	AWWSC Off Suppl CAPX	CF	9300005148	11/30/2012	1.47
53481500	AWWSC Off Suppl CAPX	CF	9300005149	11/30/2012	(0.18)
53481500	AWWSC Off Suppl CAPX	CF	9300005150	11/30/2012	0.09
53481500	AWWSC Off Suppl CAPX	CF	9300005151	11/30/2012	4.02
53481500	AWWSC Off Suppl CAPX	CF	9300005153	11/30/2012	0.39
53481500	AWWSC Off Suppl CAPX	CF	9300005154	11/30/2012	(2.25)
53481500	AWWSC Off Suppl CAPX	CF	9300005155	11/30/2012	(4.76)
53481500	AWWSC Off Suppl CAPX	CF	9300005156	11/30/2012	26.02
53481500	AWWSC Off Suppl CAPX	CF	9300005157	11/30/2012	24.85
53481500	AWWSC Off Suppl CAPX	CF	9300005158	11/30/2012	(6.30)
53481500	AWWSC Off Suppl CAPX	CF	9300005159	11/30/2012	(10.45)
53481500	AWWSC Off Suppl CAPX	CF	9300005160	11/30/2012	(14.65)
53481500	AWWSC Off Suppl CAPX	CF	9300005161	11/30/2012	(6.30)
53481500	AWWSC Off Suppl CAPX	CF	9300005162	11/30/2012	(15.00)
53481500	AWWSC Off Suppl CAPX	CF	9300005163	11/30/2012	(6.49)
53481500	AWWSC Off Suppl CAPX	CF	9300005164	11/30/2012	(9.53)
53481500	AWWSC Off Suppl CAPX	CF	9300005165	11/30/2012	(14.90)
53481500	AWWSC Off Suppl CAPX	CF	9300005172	11/30/2012	169.56
53481500	AWWSC Off Suppl CAPX	CF	9300005173	11/30/2012	3,207.11
53481500	AWWSC Off Suppl CAPX	CF	9300005174	11/30/2012	3.44
53481500	AWWSC Off Suppl CAPX	CF	9300005176	11/30/2012	8.77
53481500	AWWSC Off Suppl CAPX	CF	9300005177	11/30/2012	0.96
53481500	AWWSC Off Suppl CAPX	CF	9300005178	11/30/2012	5,512.00
53481500	AWWSC Off Suppl CAPX	CF	9300005179	11/30/2012	33.43
53481500	AWWSC Off Suppl CAPX	CF	9300005180	11/30/2012	(34.86)
53481500	AWWSC Off Suppl CAPX	CF	9300005181	11/30/2012	(0.42)
53481500	AWWSC Off Suppl CAPX	CF	9300005182	11/30/2012	0.07
53481500	AWWSC Off Suppl CAPX	CF	9300005183	11/30/2012	1.57
53481500	AWWSC Off Suppl CAPX	CF	9300005184	11/30/2012	(0.16)
53481500	AWWSC Off Suppl CAPX	CF	9300005185	11/30/2012	3.49
53481500	AWWSC Off Suppl CAPX	CF	9300005186	11/30/2012	0.07
53481500	AWWSC Off Suppl CAPX	CF	9300005187	11/30/2012	219.83
53481500	AWWSC Off Suppl CAPX	CF	9300005188	11/30/2012	0.10
53481500	AWWSC Off Suppl CAPX	CF	9300005189	11/30/2012	127.25
53481500	AWWSC Off Suppl CAPX	CF	9300005190	11/30/2012	32.19
53481500	AWWSC Off Suppl CAPX	CF	9300005191	11/30/2012	0.03
53481500	AWWSC Off Suppl CAPX	CF	9300005192	11/30/2012	149.46
53481500	AWWSC Off Suppl CAPX	CF	9300005193	11/30/2012	35.69
53481500	AWWSC Off Suppl CAPX	CF	9300005195	11/30/2012	20.32
53481500	AWWSC Off Suppl CAPX	CF	9300005196	11/30/2012	740.33
53481500	AWWSC Off Suppl CAPX	CF	9300005197	11/30/2012	1.15
53481500	AWWSC Off Suppl CAPX	CF	9300005198	11/30/2012	(0.33)
53481500	AWWSC Off Suppl CAPX	CF	9300005199	11/30/2012	16.50
53481500	AWWSC Off Suppl CAPX	CF	9300005200	11/30/2012	285.91
53481500	AWWSC Off Suppl CAPX	CF	9300005201	11/30/2012	(9.51)
53481500	AWWSC Off Suppl CAPX	CF	9300005202	11/30/2012	372.13
53481500	AWWSC Off Suppl CAPX	CF	9300005203	11/30/2012	(10.19)
53481500	AWWSC Off Suppl CAPX	CF	9300005204	11/30/2012	(10.19)
53481500	AWWSC Off Suppl CAPX	CF	9300005206	11/30/2012	(5.34)
53481500	AWWSC Off Suppl CAPX	CF	9300005207	11/30/2012	116.37
53481500	AWWSC Off Suppl CAPX	CF	9300005208	11/30/2012	55.60
53481500	AWWSC Off Suppl CAPX	CF	9300005209	11/30/2012	0.66
53481500	AWWSC Off Suppl CAPX	CF	9300005210	11/30/2012	4.65
53481500	AWWSC Off Suppl CAPX	CF	9300005211	11/30/2012	(0.85)
53481500	AWWSC Off Suppl CAPX	CF	9300005212	11/30/2012	(4.65)
53481500	AWWSC Off Suppl CAPX	CF	9300005213	11/30/2012	(0.27)
53481500	AWWSC Off Suppl CAPX	CF	9300005214	11/30/2012	(0.27)
53481500	AWWSC Off Suppl CAPX	CF	9300005215	11/30/2012	214.17
53481500	AWWSC Off Suppl CAPX	CF	9300005216	11/30/2012	(26.67)
53481500	AWWSC Off Suppl CAPX	CF	9300005217	11/30/2012	3.55
53481500	AWWSC Off Suppl CAPX	CF	9300005220	11/30/2012	17.29
53481500	AWWSC Off Suppl CAPX	CF	9300005221	11/30/2012	57.68
53481500	AWWSC Off Suppl CAPX	CF	9300005222	11/30/2012	(0.28)
53481500	AWWSC Off Suppl CAPX	CF	9300005223	11/30/2012	22.03
53481500	AWWSC Off Suppl CAPX	CF	9300005224	11/30/2012	0.06
53481500	AWWSC Off Suppl CAPX	CF	9300005225	11/30/2012	(0.08)
53481500	AWWSC Off Suppl CAPX	CF	9300005226	11/30/2012	0.29
53481500	AWWSC Off Suppl CAPX	CF	9300005227	11/30/2012	0.06
53481500	AWWSC Off Suppl CAPX	CF	9300005228	11/30/2012	0.07
53481500	AWWSC Off Suppl CAPX	CF	9300005229	11/30/2012	96.10
53481500	AWWSC Off Suppl CAPX	CF	9300005230	11/30/2012	22.03
53481500	AWWSC Off Suppl CAPX	CF	9300005231	11/30/2012	63.33
53481500	AWWSC Off Suppl CAPX	CF	9300005232	11/30/2012	(0.20)

Kentucky American Water Company  
Case No. 2012-00520  
Response to PSC DR1, Item 31

Account	Description	Doc Type	Document Number	Posting Date	Amount
53481500	AWWSC Off Suppl CAPX	CF	9300005233	11/30/2012	0.07
53481500	AWWSC Off Suppl CAPX	CF	9300005234	11/30/2012	22.03
53481500	AWWSC Off Suppl CAPX	CF	9300005235	11/30/2012	57.97
53481500	AWWSC Off Suppl CAPX	CF	9300005236	11/30/2012	22.03
53481500	AWWSC Off Suppl CAPX	CF	9300005237	11/30/2012	0.06
53481500	AWWSC Off Suppl CAPX	CF	9300005238	11/30/2012	22.59
53481500	AWWSC Off Suppl CAPX	CF	9300005239	11/30/2012	69.80
53481500	AWWSC Off Suppl CAPX	CF	9300005240	11/30/2012	90.65
53481500	AWWSC Off Suppl CAPX	CF	9300005241	11/30/2012	67.88
53481500	AWWSC Off Suppl CAPX	CF	9300005242	11/30/2012	39.51
53481500	AWWSC Off Suppl CAPX	CF	9300005243	11/30/2012	32.99
53481500	AWWSC Off Suppl CAPX	CF	9300005244	11/30/2012	33.59
53481500	AWWSC Off Suppl CAPX	CF	9300005245	11/30/2012	97.82
53481500	AWWSC Off Suppl CAPX	CF	9300005246	11/30/2012	97.91
53481500	AWWSC Off Suppl CAPX	CF	9300005247	11/30/2012	97.35
53481500	AWWSC Off Suppl CAPX	CF	9300005248	11/30/2012	(1.02)
53481500	AWWSC Off Suppl CAPX	CF	9300005249	11/30/2012	30.77
53481500	AWWSC Off Suppl CAPX	CF	9300005250	11/30/2012	22.04
53481500	AWWSC Off Suppl CAPX	CF	9300005251	11/30/2012	(1.93)
53481500	AWWSC Off Suppl CAPX	CF	9300005252	11/30/2012	(1.93)
53481500	AWWSC Off Suppl CAPX	CF	9300005253	11/30/2012	30.76
53481500	AWWSC Off Suppl CAPX	CF	9300005254	11/30/2012	(2.41)
53481500	AWWSC Off Suppl CAPX	CF	9300005255	11/30/2012	1.29
53481500	AWWSC Off Suppl CAPX	CF	9300005256	11/30/2012	17.91
53481500	AWWSC Off Suppl CAPX	CF	9300005257	11/30/2012	(67.08)
53481500	AWWSC Off Suppl CAPX	CF	9300005258	11/30/2012	(0.95)
53481500	AWWSC Off Suppl CAPX	CF	9300005259	11/30/2012	(71.01)
53481500	AWWSC Off Suppl CAPX	CF	9300005260	11/30/2012	(12.08)
53481500	AWWSC Off Suppl CAPX	CF	9300005261	11/30/2012	(0.28)
53481500	AWWSC Off Suppl CAPX	CF	9300005262	11/30/2012	0.08
53481500	AWWSC Off Suppl CAPX	CF	9300005263	11/30/2012	(1.65)
53481500	AWWSC Off Suppl CAPX	CF	9300005264	11/30/2012	5.48
53481500	AWWSC Off Suppl CAPX	CF	9300005265	11/30/2012	(0.22)
53481500	AWWSC Off Suppl CAPX	CF	9300005266	11/30/2012	(5.45)
53481500	AWWSC Off Suppl CAPX	CF	9300005268	11/30/2012	(1.80)
53481500	AWWSC Off Suppl CAPX	CF	9300005269	11/30/2012	3.36
53481500	AWWSC Off Suppl CAPX	CF	9300005270	11/30/2012	(3.79)
53481500	AWWSC Off Suppl CAPX	CF	9300005271	11/30/2012	561.41
53481500	AWWSC Off Suppl CAPX	CF	9300005272	11/30/2012	(0.22)
53481500	AWWSC Off Suppl CAPX	CF	9300005273	11/30/2012	(0.32)
53481500	AWWSC Off Suppl CAPX	CF	9300005274	11/30/2012	(110.61)
53481500	AWWSC Off Suppl CAPX	CF	9300005275	11/30/2012	1,079.26
53481500	AWWSC Off Suppl CAPX	CF	9300005277	11/30/2012	70.09
53481500	AWWSC Off Suppl CAPX	CF	9300005278	11/30/2012	56.65
53481500	AWWSC Off Suppl CAPX	CF	9300005279	11/30/2012	(121.35)
53481500	AWWSC Off Suppl CAPX	CF	9300005280	11/30/2012	0.33
53481500	AWWSC Off Suppl CAPX	CF	9300005281	11/30/2012	90.25
53481500	AWWSC Off Suppl CAPX	CF	9300005282	11/30/2012	244.53
53481500	AWWSC Off Suppl CAPX	CF	9300005283	11/30/2012	239.38
53481500	AWWSC Off Suppl CAPX	CF	9300005284	11/30/2012	(0.36)
53481500	AWWSC Off Suppl CAPX	CF	9300005285	11/30/2012	(1.95)
53481500	AWWSC Off Suppl CAPX	CF	9300005286	11/30/2012	(22.45)
53481500	AWWSC Off Suppl CAPX	CF	9300005287	11/30/2012	0.85
53481500	AWWSC Off Suppl CAPX	CF	9300005288	11/30/2012	16.43
53481500	AWWSC Off Suppl CAPX	CF	9300005289	11/30/2012	0.32
53481500	AWWSC Off Suppl CAPX	CF	9300005290	11/30/2012	(1.49)
53481500	AWWSC Off Suppl CAPX	CF	9300005292	11/30/2012	(63.74)
53481500	AWWSC Off Suppl CAPX	CF	9300005293	11/30/2012	(2.24)
53481500	AWWSC Off Suppl CAPX	CF	9300005294	11/30/2012	0.14
53481500	AWWSC Off Suppl CAPX	CF	9300005295	11/30/2012	14.88
53481500	AWWSC Off Suppl CAPX	CF	9300005296	11/30/2012	36.53
53481500	AWWSC Off Suppl CAPX	CF	9300005297	11/30/2012	12.88
53481500	AWWSC Off Suppl CAPX	CF	9300005298	11/30/2012	(0.30)
53481500	AWWSC Off Suppl CAPX	CF	9300005299	11/30/2012	(1.38)
53481500	AWWSC Off Suppl CAPX	CF	9300005300	11/30/2012	173.29
53481500	AWWSC Off Suppl CAPX	CF	9300005301	11/30/2012	(16.74)
53481500	AWWSC Off Suppl CAPX	CF	9300005302	11/30/2012	77.76
53481500	AWWSC Off Suppl CAPX	CF	9300005303	11/30/2012	1.18
53481500	AWWSC Off Suppl CAPX	CF	9300005305	11/30/2012	7.53
53481500	AWWSC Off Suppl CAPX	CF	9300005306	11/30/2012	217.78
53481500	AWWSC Off Suppl CAPX	CF	9300005307	11/30/2012	7.54
53481500	AWWSC Off Suppl CAPX	CF	9300005308	11/30/2012	295.70
53481500	AWWSC Off Suppl CAPX	CF	9300005309	11/30/2012	78.91
53481500	AWWSC Off Suppl CAPX	CF	9300005310	11/30/2012	(72.60)
53481500	AWWSC Off Suppl CAPX	CF	9300005311	11/30/2012	22.49
53481500	AWWSC Off Suppl CAPX	CF	9300005312	11/30/2012	(8.23)
53481500	AWWSC Off Suppl CAPX	CF	9300005313	11/30/2012	28.41



Kentucky American Water Company  
Case No. 2012-00520  
Response to PSC DR1, Item 31

Account	Description	Doc Type	Document Number	Posting Date	Amount
53481500	AWWSC Off Suppl CAPX	CF	9300005314	11/30/2012	(50.71)
53481500	AWWSC Off Suppl CAPX	CF	9300005315	11/30/2012	423.88
53481500	AWWSC Off Suppl CAPX	CF	9300005316	11/30/2012	(7.17)
53481500	AWWSC Off Suppl CAPX	CF	9300005317	11/30/2012	128.98
53481500	AWWSC Off Suppl CAPX	CF	9300005318	11/30/2012	(281.95)
53481500	AWWSC Off Suppl CAPX	CF	9300005319	11/30/2012	6.25
53481500	AWWSC Off Suppl CAPX	CF	9300005320	11/30/2012	(10.90)
53481500	AWWSC Off Suppl CAPX	CF	9300005321	11/30/2012	129.76
53481500	AWWSC Off Suppl CAPX	CF	9300005322	11/30/2012	(46.75)
53481500	AWWSC Off Suppl CAPX	CF	9300005323	11/30/2012	7.01
53481500	AWWSC Off Suppl CAPX	CF	9300005324	11/30/2012	(10.01)
53481500	AWWSC Off Suppl CAPX	CF	9300005325	11/30/2012	0.03
53481500	AWWSC Off Suppl CAPX	CF	9300005326	11/30/2012	130.54
53481500	AWWSC Off Suppl CAPX	CF	9300005327	11/30/2012	378.34
53481500	AWWSC Off Suppl CAPX	CF	9300005328	11/30/2012	(116.40)
53481500	AWWSC Off Suppl CAPX	CF	9300005329	11/30/2012	(13.14)
53481500	AWWSC Off Suppl CAPX	CF	9300005330	11/30/2012	(4.11)
53481500	AWWSC Off Suppl CAPX	CF	9300005331	11/30/2012	(3.57)
53481500	AWWSC Off Suppl CAPX	CF	9300005332	11/30/2012	10.11
53481500	AWWSC Off Suppl CAPX	CF	9300005541	11/30/2012	2,335.86
53481500	AWWSC Off Suppl CAPX	CF	9300005542	11/30/2012	1,943.49
53481500	AWWSC Off Suppl CAPX	CF	9300005625	11/30/2012	(12.46)
53481500	AWWSC Off Suppl CAPX	CF	9300005625	11/30/2012	(0.02)
53481500	AWWSC Off Suppl CAPX	CF	9300005625	11/30/2012	(1.31)
53481500	AWWSC Off Suppl CAPX	CF	9300005626	11/30/2012	(23.37)
53481500	AWWSC Off Suppl CAPX	CF	9300005626	11/30/2012	(11.50)
53481500	AWWSC Off Suppl CAPX	CF	9300005627	11/30/2012	(2.49)
53481500	AWWSC Off Suppl CAPX	CF	9300005627	11/30/2012	0.27
53481500	AWWSC Off Suppl CAPX	CF	9300005628	11/30/2012	(3.15)
53481500	AWWSC Off Suppl CAPX	CF	9300005629	11/30/2012	1.85
53481500	AWWSC Off Suppl CAPX	CF	9300005629	11/30/2012	(2.00)
53481500	AWWSC Off Suppl CAPX	CF	9300005630	11/30/2012	(1.11)
53481500	AWWSC Off Suppl CAPX	CF	9300005630	11/30/2012	(1.28)
53481500	AWWSC Off Suppl CAPX	CF	9300005631	11/30/2012	(0.28)
53481500	AWWSC Off Suppl CAPX	CF	9300005631	11/30/2012	(3.11)
53481500	AWWSC Off Suppl CAPX	CF	9300005631	11/30/2012	(1.58)
53481500	AWWSC Off Suppl CAPX	CF	9300005632	11/30/2012	0.53
53481500	AWWSC Off Suppl CAPX	CF	9300005632	11/30/2012	8.75
53481500	AWWSC Off Suppl CAPX	CF	9300005633	11/30/2012	(0.33)
53481500	AWWSC Off Suppl CAPX	CF	9300005633	11/30/2012	(0.22)
53481500	AWWSC Off Suppl CAPX	CF	9300005634	11/30/2012	0.61
53481500	AWWSC Off Suppl CAPX	CF	9300005635	11/30/2012	(0.25)
53481500	AWWSC Off Suppl CAPX	CF	9300005635	11/30/2012	(8.12)
53481500	AWWSC Off Suppl CAPX	CF	9300005636	11/30/2012	(3.55)
53481500	AWWSC Off Suppl CAPX	CF	9300005636	11/30/2012	(1.25)
53481500	AWWSC Off Suppl CAPX	CF	9300005636	11/30/2012	(0.22)
53481500	AWWSC Off Suppl CAPX	CF	9300005637	11/30/2012	12.03
53481500	AWWSC Off Suppl CAPX	CF	9300005637	11/30/2012	(2.08)
53481500	AWWSC Off Suppl CAPX	CF	9300005638	11/30/2012	(0.01)
53481500	AWWSC Off Suppl CAPX	CF	9300005638	11/30/2012	(0.01)
53481500	AWWSC Off Suppl CAPX	CF	9300005638	11/30/2012	0.01
53481500	AWWSC Off Suppl CAPX	CF	9300005639	11/30/2012	(0.06)
53481500	AWWSC Off Suppl CAPX	CF	9300005639	11/30/2012	(0.02)
53481500	AWWSC Off Suppl CAPX	CF	9300005640	11/30/2012	(0.10)
53481500	AWWSC Off Suppl CAPX	CF	9300005640	11/30/2012	(0.26)
53481500	AWWSC Off Suppl CAPX	CF	9300005641	11/30/2012	(0.04)
53481500	AWWSC Off Suppl CAPX	CF	9300005643	11/30/2012	(0.74)
53481500	AWWSC Off Suppl CAPX	CF	9300005643	11/30/2012	0.02
53481500	AWWSC Off Suppl CAPX	CF	9300005644	11/30/2012	0.24
53481500	AWWSC Off Suppl CAPX	CF	9300005644	11/30/2012	(0.07)
53481500	AWWSC Off Suppl CAPX	CF	9300005644	11/30/2012	(1.21)
53481500	AWWSC Off Suppl CAPX	CF	9300005645	11/30/2012	33.90
53481500	AWWSC Off Suppl CAPX	CF	9300005645	11/30/2012	(96.87)
53481500	AWWSC Off Suppl CAPX	CF	9300005646	11/30/2012	(22.69)
53481500	AWWSC Off Suppl CAPX	CF	9300005647	11/30/2012	(158.43)
53481500	AWWSC Off Suppl CAPX	CF	9300005648	11/30/2012	(101.81)
53481500	AWWSC Off Suppl CAPX	CF	9300005648	11/30/2012	(323.82)
53481500	AWWSC Off Suppl CAPX	CF	9300005649	11/30/2012	(210.82)
53481500	AWWSC Off Suppl CAPX	CF	9300005650	11/30/2012	5.21
53481500	AWWSC Off Suppl CAPX	CF	9300005650	11/30/2012	(0.30)
53481500	AWWSC Off Suppl CAPX	CF	9300005650	11/30/2012	(1.69)
53481500	AWWSC Off Suppl CAPX	CF	9300005651	11/30/2012	(0.03)
53481500	AWWSC Off Suppl CAPX	CF	9300005651	11/30/2012	(0.01)
53481500	AWWSC Off Suppl CAPX	CF	9300005652	11/30/2012	(1.78)
53481500	AWWSC Off Suppl CAPX	CF	9300005652	11/30/2012	0.18
53481500	AWWSC Off Suppl CAPX	CF	9300005652	11/30/2012	(1.24)
53481500	AWWSC Off Suppl CAPX	CF	9300005652	11/30/2012	(3.93)

Kentucky American Water Company  
Case No. 2012-00520  
Response to PSC DR1, Item 31

Account	Description	Doc Type	Document Number	Posting Date	Amount
53481500	AWWSC Off Suppl CAPX	CF	9300005652	11/30/2012	(0.05)
53481500	AWWSC Off Suppl CAPX	CF	9300005653	11/30/2012	(1.58)
53481500	AWWSC Off Suppl CAPX	CF	9300005653	11/30/2012	(0.26)
53481500	AWWSC Off Suppl CAPX	CF	9300005653	11/30/2012	3.55
53481500	AWWSC Off Suppl CAPX	CF	9300005653	11/30/2012	(0.04)
53481500	AWWSC Off Suppl CAPX	CF	9300005654	11/30/2012	(0.52)
53481500	AWWSC Off Suppl CAPX	CF	9300005654	11/30/2012	(0.01)
53481500	AWWSC Off Suppl CAPX	CF	9300005655	11/30/2012	(0.23)
53481500	AWWSC Off Suppl CAPX	CF	9300005656	11/30/2012	(0.03)
53481500	AWWSC Off Suppl CAPX	CF	9300005656	11/30/2012	(0.05)
53481500	AWWSC Off Suppl CAPX	CF	9300005657	11/30/2012	0.03
53481500	AWWSC Off Suppl CAPX	CF	9300005658	11/30/2012	(0.27)
53481500	AWWSC Off Suppl CAPX	CF	9300005659	11/30/2012	(0.30)
53481500	AWWSC Off Suppl CAPX	CF	9300005660	11/30/2012	(0.32)
53481500	AWWSC Off Suppl CAPX	CF	9300005660	11/30/2012	(0.08)
53481500	AWWSC Off Suppl CAPX	CF	9300005661	11/30/2012	0.06
53481500	AWWSC Off Suppl CAPX	CF	9300005661	11/30/2012	(0.29)
53481500	AWWSC Off Suppl CAPX	CF	9300005662	11/30/2012	(0.12)
53481500	AWWSC Off Suppl CAPX	CF	9300005662	11/30/2012	(0.07)
53481500	AWWSC Off Suppl CAPX	CF	9300005663	11/30/2012	(0.16)
53481500	AWWSC Off Suppl CAPX	CF	9300005663	11/30/2012	(0.07)
53481500	AWWSC Off Suppl CAPX	CF	9300005664	11/30/2012	0.33
53481500	AWWSC Off Suppl CAPX	CF	9300005664	11/30/2012	(0.03)
53481500	AWWSC Off Suppl CAPX	CF	9300005673	11/30/2012	(197.64)
53481500	AWWSC Off Suppl CAPX	CF	9300005684	11/30/2012	(2,828.79)
53481500	AWWSC Off Suppl CAPX	CF	9300005692	11/30/2012	(1,186.08)
53481500	AWWSC Off Suppl CAPX	CF	9300005695	11/30/2012	(1,377.11)
53481500	AWWSC Off Suppl CAPX	CF	9300005696	11/30/2012	(123.10)
53481500	AWWSC Off Suppl CAPX	CF	9300005708	11/30/2012	(1,501.82)
53481500	AWWSC Off Suppl CAPX	CF	9300005720	11/30/2012	(1,829.98)
53481500	AWWSC Off Suppl CAPX	CF	9300005726	11/30/2012	(1,921.06)
53481500	AWWSC Off Suppl CAPX	CF	9300005729	11/30/2012	(253.01)
53481500	AWWSC Off Suppl CAPX	CF	9300005729	11/30/2012	(112.78)
53481500	AWWSC Off Suppl CAPX	CF	9300005730	11/30/2012	(55.90)
53481500	AWWSC Off Suppl CAPX	CF	9300005730	11/30/2012	(116.43)
53481500	AWWSC Off Suppl CAPX	CF	9300005731	11/30/2012	60.96
53481500	AWWSC Off Suppl CAPX	CF	9300005732	11/30/2012	(130.58)
53481500	AWWSC Off Suppl CAPX	CF	9300005732	11/30/2012	(95.26)
53481500	AWWSC Off Suppl CAPX	CF	9300005733	11/30/2012	(13.71)
53481500	AWWSC Off Suppl CAPX	CF	9300005734	11/30/2012	(75.64)
53481500	AWWSC Off Suppl CAPX	CF	9300005734	11/30/2012	(107.01)
53481500	AWWSC Off Suppl CAPX	CF	9300005735	11/30/2012	0.14
53481500	AWWSC Off Suppl CAPX	CF	9300005735	11/30/2012	(0.07)
53481500	AWWSC Off Suppl CAPX	CF	9300005736	11/30/2012	(0.03)
53481500	AWWSC Off Suppl CAPX	CF	9300005736	11/30/2012	(0.02)
53481500	AWWSC Off Suppl CAPX	CF	9300005736	11/30/2012	0.03
53481500	AWWSC Off Suppl CAPX	CF	9300005736	11/30/2012	(0.02)
53481500	AWWSC Off Suppl CAPX	CF	9300005737	11/30/2012	(0.17)
53481500	AWWSC Off Suppl CAPX	CF	9300005737	11/30/2012	(0.05)
53481500	AWWSC Off Suppl CAPX	UT	9300005764	11/30/2012	(3,631.27)
53481500	AWWSC Off Suppl CAPX	UT	9300005764	11/30/2012	1,836.48
53481500	AWWSC Off Suppl CAPX	UZ	2000000580	11/30/2012	(4,279.35)
53481500	AWWSC Off Suppl CAPX	UZ	2000000576	11/30/2012	(12.88)
53481500	AWWSC Off Suppl CAPX	UZ	2000000580	11/30/2012	28.12
53481500	AWWSC Off Suppl CAPX	UZ	2000000575	11/30/2012	(36.53)
53481500	AWWSC Off Suppl CAPX	UZ	2000000576	11/30/2012	28.12
53481500	AWWSC Off Suppl CAPX	UZ	2000000576	11/30/2012	30.37
53481500	AWWSC Off Suppl CAPX	UZ	2000000580	11/30/2012	(0.39)
53481500	AWWSC Off Suppl CAPX	UZ	2000000576	11/30/2012	56.22
53481500	AWWSC Off Suppl CAPX	UZ	2000000580	11/30/2012	(382.15)
53481500	AWWSC Off Suppl CAPX	UZ	2000000576	11/30/2012	(14.88)
53481500	AWWSC Off Suppl CAPX	UZ	2000000575	11/30/2012	30.36
53481500	AWWSC Off Suppl CAPX	UZ	2000000578	11/30/2012	(0.14)
53481500	AWWSC Off Suppl CAPX	UZ	2000000575	11/30/2012	93.35
53481500	AWWSC Off Suppl CAPX	UZ	2000000578	11/30/2012	29.80
53481500	AWWSC Off Suppl CAPX	UZ	2000000575	11/30/2012	(173.29)
53481500	AWWSC Off Suppl CAPX	UZ	2000000580	11/30/2012	101.09
53481500	AWWSC Off Suppl CAPX	UZ	2000000578	11/30/2012	(304.25)
53481500	AWWSC Off Suppl CAPX	UZ	2000000578	11/30/2012	(574.16)
53481500	AWWSC Off Suppl CAPX	UZ	2000000578	11/30/2012	393.64
53481500	AWWSC Off Suppl CAPX	UZ	2000000576	11/30/2012	449.88
53481500	AWWSC Off Suppl CAPX	UZ	2000000580	11/30/2012	(1,206.00)
53481500	AWWSC Off Suppl CAPX	UZ	2000000576	11/30/2012	112.47
53481500	AWWSC Off Suppl CAPX	UZ	2000000578	11/30/2012	(16.75)
53481500	AWWSC Off Suppl CAPX	UZ	2000000578	11/30/2012	121.35
53481500	AWWSC Off Suppl CAPX	UZ	2000000580	11/30/2012	(0.33)
53481500	AWWSC Off Suppl CAPX	UZ	2000000576	11/30/2012	110.93

Kentucky American Water Company  
Case No. 2012-00520  
Response to PSC DR1, Item 31

Account	Description	Doc Type	Document Number	Posting Date	Amount
53481500	AWWSC Off Suppl CAPX	UZ	2000000580	11/30/2012	148.14
53481500	AWWSC Off Suppl CAPX	UZ	2000000580	11/30/2012	(9.79)
53481500	AWWSC Off Suppl CAPX	UZ	2000000575	11/30/2012	0.22
53481500	AWWSC Off Suppl CAPX	UZ	2000000580	11/30/2012	(561.41)
53481500	AWWSC Off Suppl CAPX	UZ	2000000576	11/30/2012	3.79
53481500	AWWSC Off Suppl CAPX	UZ	2000000576	11/30/2012	(3.36)
53481500	AWWSC Off Suppl CAPX	UZ	2000000578	11/30/2012	(10.38)
53481500	AWWSC Off Suppl CAPX	UZ	2000000578	11/30/2012	10.79
53481500	AWWSC Off Suppl CAPX	UZ	2000000578	11/30/2012	(1.31)
53481500	AWWSC Off Suppl CAPX	UZ	2000000580	11/30/2012	10.07
53481500	AWWSC Off Suppl CAPX	UZ	2000000580	11/30/2012	(5.48)
53481500	AWWSC Off Suppl CAPX	UZ	2000000576	11/30/2012	1.65
53481500	AWWSC Off Suppl CAPX	UZ	2000000578	11/30/2012	67.08
53481500	AWWSC Off Suppl CAPX	UZ	2000000576	11/30/2012	71.01
53481500	AWWSC Off Suppl CAPX	UZ	2000000578	11/30/2012	12.08
53481500	AWWSC Off Suppl CAPX	UZ	2000000576	11/30/2012	0.95
53481500	AWWSC Off Suppl CAPX	UZ	2000000575	11/30/2012	0.28
53481500	AWWSC Off Suppl CAPX	UZ	2000000576	11/30/2012	(0.08)
53481500	AWWSC Off Suppl CAPX	UZ	2000000578	11/30/2012	(4.02)
53481500	AWWSC Off Suppl CAPX	UZ	2000000576	11/30/2012	84.35
53481500	AWWSC Off Suppl CAPX	UZ	2000000576	11/30/2012	(17.91)
53481500	AWWSC Off Suppl CAPX	UZ	2000000578	11/30/2012	(1.29)
53481500	AWWSC Off Suppl CAPX	UZ	2000000576	11/30/2012	339.82
53481500	AWWSC Off Suppl CAPX	UZ	2000000580	11/30/2012	30.05
53481500	AWWSC Off Suppl CAPX	UZ	2000000575	11/30/2012	58.15
53481500	AWWSC Off Suppl CAPX	UZ	2000000580	11/30/2012	(22.04)
53481500	AWWSC Off Suppl CAPX	UZ	2000000578	11/30/2012	(30.76)
53481500	AWWSC Off Suppl CAPX	UZ	2000000578	11/30/2012	1.02
53481500	AWWSC Off Suppl CAPX	UZ	2000000580	11/30/2012	(30.77)
53481500	AWWSC Off Suppl CAPX	UZ	2000000578	11/30/2012	(97.35)
53481500	AWWSC Off Suppl CAPX	UZ	2000000576	11/30/2012	(97.91)
53481500	AWWSC Off Suppl CAPX	UZ	2000000578	11/30/2012	(97.82)
53481500	AWWSC Off Suppl CAPX	UZ	2000000580	11/30/2012	(33.59)
53481500	AWWSC Off Suppl CAPX	UZ	2000000576	11/30/2012	(32.99)
53481500	AWWSC Off Suppl CAPX	UZ	2000000578	11/30/2012	(39.51)
53481500	AWWSC Off Suppl CAPX	UZ	2000000580	11/30/2012	(92.39)
53481500	AWWSC Off Suppl CAPX	UZ	2000000580	11/30/2012	(67.88)
53481500	AWWSC Off Suppl CAPX	UZ	2000000576	11/30/2012	(90.65)
53481500	AWWSC Off Suppl CAPX	UZ	2000000578	11/30/2012	(80.06)
53481500	AWWSC Off Suppl CAPX	UZ	2000000576	11/30/2012	0.20
53481500	AWWSC Off Suppl CAPX	UZ	2000000580	11/30/2012	(85.43)
53481500	AWWSC Off Suppl CAPX	UZ	2000000580	11/30/2012	(118.20)
53481500	AWWSC Off Suppl CAPX	UZ	2000000580	11/30/2012	0.08
53481500	AWWSC Off Suppl CAPX	UZ	2000000580	11/30/2012	(0.35)
53481500	AWWSC Off Suppl CAPX	UZ	2000000576	11/30/2012	(79.77)
53481500	AWWSC Off Suppl CAPX	UZ	2000000580	11/30/2012	0.28
53481500	AWWSC Off Suppl CAPX	UZ	2000000576	11/30/2012	84.73
53481500	AWWSC Off Suppl CAPX	UZ	2000000580	11/30/2012	(18.06)
53481500	AWWSC Off Suppl CAPX	UZ	2000000578	11/30/2012	(3.55)
53481500	AWWSC Off Suppl CAPX	UZ	2000000578	11/30/2012	26.67
53481500	AWWSC Off Suppl CAPX	UZ	2000000578	11/30/2012	(214.17)
53481500	AWWSC Off Suppl CAPX	UZ	2000000580	11/30/2012	84.35
53481500	AWWSC Off Suppl CAPX	UZ	2000000576	11/30/2012	0.27
53481500	AWWSC Off Suppl CAPX	UZ	2000000578	11/30/2012	112.47
53481500	AWWSC Off Suppl CAPX	UZ	2000000580	11/30/2012	(56.26)
53481500	AWWSC Off Suppl CAPX	UZ	2000000580	11/30/2012	0.27
53481500	AWWSC Off Suppl CAPX	UZ	2000000580	11/30/2012	5.50
53481500	AWWSC Off Suppl CAPX	UZ	2000000580	11/30/2012	(4.65)
53481500	AWWSC Off Suppl CAPX	UZ	2000000575	11/30/2012	281.17
53481500	AWWSC Off Suppl CAPX	UZ	2000000576	11/30/2012	(116.37)
53481500	AWWSC Off Suppl CAPX	UZ	2000000576	11/30/2012	61.56
53481500	AWWSC Off Suppl CAPX	UZ	2000000575	11/30/2012	10.19
53481500	AWWSC Off Suppl CAPX	UZ	2000000578	11/30/2012	10.19
53481500	AWWSC Off Suppl CAPX	UZ	2000000576	11/30/2012	(372.13)
53481500	AWWSC Off Suppl CAPX	UZ	2000000580	11/30/2012	84.35
53481500	AWWSC Off Suppl CAPX	UZ	2000000580	11/30/2012	93.86
53481500	AWWSC Off Suppl CAPX	UZ	2000000576	11/30/2012	227.81
53481500	AWWSC Off Suppl CAPX	UZ	2000000576	11/30/2012	(302.83)
53481500	AWWSC Off Suppl CAPX	UZ	2000000576	11/30/2012	(741.48)
53481500	AWWSC Off Suppl CAPX	UZ	2000000580	11/30/2012	253.05
53481500	AWWSC Off Suppl CAPX	UZ	2000000575	11/30/2012	(20.32)
53481500	AWWSC Off Suppl CAPX	UZ	2000000578	11/30/2012	84.35
53481500	AWWSC Off Suppl CAPX	UZ	2000000576	11/30/2012	56.22
53481500	AWWSC Off Suppl CAPX	UZ	2000000578	11/30/2012	(35.69)
53481500	AWWSC Off Suppl CAPX	UZ	2000000576	11/30/2012	(181.68)
53481500	AWWSC Off Suppl CAPX	UZ	2000000576	11/30/2012	84.35
53481500	AWWSC Off Suppl CAPX	UZ	2000000578	11/30/2012	84.35

Kentucky American Water Company  
Case No. 2012-00520  
Response to PSC DR1, Item 31

Account	Description	Doc Type	Document Number	Posting Date	Amount
53481500	AWWSC Off Suppl CAPX	UZ	2000000578	11/30/2012	(127.25)
53481500	AWWSC Off Suppl CAPX	UZ	2000000575	11/30/2012	393.80
53481500	AWWSC Off Suppl CAPX	UZ	2000000576	11/30/2012	(223.49)
53481500	AWWSC Off Suppl CAPX	UZ	2000000576	11/30/2012	(35.07)
53481500	AWWSC Off Suppl CAPX	UZ	2000000578	11/30/2012	175.87
53481500	AWWSC Off Suppl CAPX	UZ	2000000575	11/30/2012	(5,621.93)
53481500	AWWSC Off Suppl CAPX	UZ	2000000576	11/30/2012	1,631.18
53481500	AWWSC Off Suppl CAPX	UZ	2000000578	11/30/2012	1,209.03
53481500	AWWSC Off Suppl CAPX	UZ	2000000580	11/30/2012	(3,210.55)
53481500	AWWSC Off Suppl CAPX	UZ	2000000575	11/30/2012	(169.56)
53481500	AWWSC Off Suppl CAPX	UZ	2000000578	11/30/2012	253.05
53481500	AWWSC Off Suppl CAPX	UZ	2000000578	11/30/2012	(0.09)
53481500	AWWSC Off Suppl CAPX	UZ	2000000576	11/30/2012	(1.47)
53481500	AWWSC Off Suppl CAPX	UZ	2000000578	11/30/2012	0.18
53481500	AWWSC Off Suppl CAPX	UZ	2000000578	11/30/2012	(23.92)
53481500	AWWSC Off Suppl CAPX	UZ	2000000576	11/30/2012	(29.21)
53481500	AWWSC Off Suppl CAPX	UZ	2000000576	11/30/2012	(1.55)
53481500	AWWSC Off Suppl CAPX	UZ	2000000576	11/30/2012	(1.55)
53481500	AWWSC Off Suppl CAPX	UZ	2000000578	11/30/2012	(1.55)
53481500	AWWSC Off Suppl CAPX	UZ	2000000578	11/30/2012	(1.43)
53481500	AWWSC Off Suppl CAPX	UZ	2000000580	11/30/2012	(1.72)
53481500	AWWSC Off Suppl CAPX	UZ	2000000580	11/30/2012	(1.72)
53481500	AWWSC Off Suppl CAPX	UZ	2000000576	11/30/2012	62.56
53481500	AWWSC Off Suppl CAPX	UZ	2000000576	11/30/2012	(62.56)
53481500	AWWSC Off Suppl CAPX	UZ	2000000576	11/30/2012	(76.53)
53481500	AWWSC Off Suppl CAPX	UZ	2000000580	11/30/2012	56.22
53481500	AWWSC Off Suppl CAPX	UZ	2000000576	11/30/2012	(20.17)
53481500	AWWSC Off Suppl CAPX	UZ	2000000578	11/30/2012	168.70
53481500	AWWSC Off Suppl CAPX	UZ	2000000578	11/30/2012	(0.94)
53481500	AWWSC Off Suppl CAPX	UZ	2000000576	11/30/2012	(69.51)
53481500	AWWSC Off Suppl CAPX	UZ	2000000576	11/30/2012	84.35
53481500	AWWSC Off Suppl CAPX	UZ	2000000578	11/30/2012	(16.05)
53481500	AWWSC Off Suppl CAPX	UZ	2000000575	11/30/2012	84.35
53481500	AWWSC Off Suppl CAPX	UZ	2000000578	11/30/2012	(60.89)
53481500	AWWSC Off Suppl CAPX	UZ	2000000578	11/30/2012	(20.70)
53481500	AWWSC Off Suppl CAPX	UZ	2000000578	11/30/2012	84.35
53481500	AWWSC Off Suppl CAPX	UZ	2000000576	11/30/2012	84.35
53481500	AWWSC Off Suppl CAPX	UZ	2000000578	11/30/2012	(37.41)
53481500	AWWSC Off Suppl CAPX	UZ	2000000576	11/30/2012	(1,772.47)
53481500	AWWSC Off Suppl CAPX	UZ	2000000578	11/30/2012	822.91
53481500	AWWSC Off Suppl CAPX	UZ	2000000576	11/30/2012	591.85
53481500	AWWSC Off Suppl CAPX	UZ	2000000578	11/30/2012	(1,522.03)
53481500	AWWSC Off Suppl CAPX	UZ	2000000578	11/30/2012	67.48
53481500	AWWSC Off Suppl CAPX	UZ	2000000576	11/30/2012	66.30
53481500	AWWSC Off Suppl CAPX	UZ	2000000576	11/30/2012	59.53
53481500	AWWSC Off Suppl CAPX	UZ	2000000580	11/30/2012	(0.93)
53481500	AWWSC Off Suppl CAPX	UZ	2000000576	11/30/2012	140.59
53481500	AWWSC Off Suppl CAPX	UZ	2000000576	11/30/2012	(63.49)
53481500	AWWSC Off Suppl CAPX	UZ	2000000578	11/30/2012	95.23
53481500	AWWSC Off Suppl CAPX	UZ	2000000578	11/30/2012	(58.73)
53481500	AWWSC Off Suppl CAPX	UZ	2000000578	11/30/2012	140.59
53481500	AWWSC Off Suppl CAPX	UZ	2000000576	11/30/2012	(74.13)
53481500	AWWSC Off Suppl CAPX	UZ	2000000578	11/30/2012	168.70
53481500	AWWSC Off Suppl CAPX	UZ	2000000575	11/30/2012	66.16
53481500	AWWSC Off Suppl CAPX	UZ	2000000576	11/30/2012	42.44
53481500	AWWSC Off Suppl CAPX	UZ	2000000580	11/30/2012	93.95
53481500	AWWSC Off Suppl CAPX	UZ	2000000578	11/30/2012	89.43
53481500	AWWSC Off Suppl CAPX	UZ	2000000576	11/30/2012	(8.18)
53481500	AWWSC Off Suppl CAPX	UZ	2000000576	11/30/2012	(14.12)
53481500	AWWSC Off Suppl CAPX	UZ	2000000578	11/30/2012	(2.95)
53481500	AWWSC Off Suppl CAPX	UZ	2000000578	11/30/2012	9.85
53481500	AWWSC Off Suppl CAPX	UZ	2000000578	11/30/2012	5.69
53481500	AWWSC Off Suppl CAPX	UZ	2000000576	11/30/2012	5.69
53481500	AWWSC Off Suppl CAPX	UZ	2000000578	11/30/2012	5.69
53481500	AWWSC Off Suppl CAPX	UZ	2000000578	11/30/2012	28.12
53481500	AWWSC Off Suppl CAPX	UZ	2000000578	11/30/2012	(10.11)
53481500	AWWSC Off Suppl CAPX	UZ	2000000576	11/30/2012	(16.40)
53481500	AWWSC Off Suppl CAPX	UZ	2000000576	11/30/2012	56.22
53481500	AWWSC Off Suppl CAPX	UZ	2000000575	11/30/2012	(22.06)
53481500	AWWSC Off Suppl CAPX	UZ	2000000578	11/30/2012	168.70
53481500	AWWSC Off Suppl CAPX	UZ	2000000576	11/30/2012	(58.15)
53481500	AWWSC Off Suppl CAPX	UZ	2000000576	11/30/2012	168.70
53481500	AWWSC Off Suppl CAPX	UZ	2000000576	11/30/2012	116.04
53481500	AWWSC Off Suppl CAPX	UZ	2000000578	11/30/2012	88.46
53481500	AWWSC Off Suppl CAPX	UZ	2000000576	11/30/2012	272.93
53481500	AWWSC Off Suppl CAPX	UZ	2000000578	11/30/2012	(508.91)
53481500	AWWSC Off Suppl CAPX	UZ	2000000576	11/30/2012	78.06

Kentucky American Water Company  
Case No. 2012-00520  
Response to PSC DR1, Item 31

Account	Description	Doc Type	Document Number	Posting Date	Amount
53481500	AWWSC Off Suppl CAPX	UZ	2000000580	11/30/2012	(136.77)
53481500	AWWSC Off Suppl CAPX	UZ	2000000576	11/30/2012	(135.23)
53481500	AWWSC Off Suppl CAPX	UZ	2000000580	11/30/2012	324.25
53481500	AWWSC Off Suppl CAPX	UZ	2000000576	11/30/2012	170.35
53481500	AWWSC Off Suppl CAPX	UZ	2000000576	11/30/2012	(477.14)
53481500	AWWSC Off Suppl CAPX	UZ	2000000578	11/30/2012	(48.51)
53481500	AWWSC Off Suppl CAPX	UZ	2000000578	11/30/2012	226.18
53481700	AWWSC Rents CAPX	CF	9300005091	11/30/2012	56.04
53481700	AWWSC Rents CAPX	CF	9300005629	11/30/2012	64.60
53481700	AWWSC Rents CAPX	CF	9300005637	11/30/2012	42.53
53481700	AWWSC Rents CAPX	CF	9300005645	11/30/2012	522.41
53481700	AWWSC Rents CAPX	CF	9300005648	11/30/2012	(3.45)
53481700	AWWSC Rents CAPX	CF	9300005651	11/30/2012	8.98
53481700	AWWSC Rents CAPX	CF	9300005653	11/30/2012	16.38
53481700	AWWSC Rents CAPX	CF	9300005656	11/30/2012	2.01
53481700	AWWSC Rents CAPX	CF	9300005656	11/30/2012	0.05
53481700	AWWSC Rents CAPX	CF	9300005658	11/30/2012	3.18
53481700	AWWSC Rents CAPX	CF	9300005705	11/30/2012	(190.90)
53481700	AWWSC Rents CAPX	CF	9300005732	11/30/2012	200.92
53481700	AWWSC Rents CAPX	CF	9300005733	11/30/2012	431.64
53481700	AWWSC Rents CAPX	CF	9300005735	11/30/2012	0.49
53481700	AWWSC Rents CAPX	CF	9300005735	11/30/2012	0.15
53481700	AWWSC Rents CAPX	CF	9300005735	11/30/2012	1.83
53481700	AWWSC Rents CAPX	UT	9300005764	11/30/2012	(56.04)
53481700	AWWSC Rents CAPX	UT	9300005764	11/30/2012	(1,213.09)
53481700	AWWSC Rents CAPX	UZ	2000000578	11/30/2012	0.49
53481700	AWWSC Rents CAPX	UZ	2000000575	11/30/2012	0.49
53481700	AWWSC Rents CAPX	UZ	2000000576	11/30/2012	0.49
53481700	AWWSC Rents CAPX	UZ	2000000578	11/30/2012	0.98
53481700	AWWSC Rents CAPX	UZ	2000000576	11/30/2012	0.49
53481700	AWWSC Rents CAPX	UZ	2000000576	11/30/2012	0.49
53481700	AWWSC Rents CAPX	UZ	2000000580	11/30/2012	0.49
53481700	AWWSC Rents CAPX	UZ	2000000576	11/30/2012	1.47
53481700	AWWSC Rents CAPX	UZ	2000000578	11/30/2012	6.85
53481700	AWWSC Rents CAPX	UZ	2000000575	11/30/2012	7.83
53481700	AWWSC Rents CAPX	UZ	2000000578	11/30/2012	1.96
53481700	AWWSC Rents CAPX	UZ	2000000578	11/30/2012	1.96
53481700	AWWSC Rents CAPX	UZ	2000000578	11/30/2012	(25.36)
53481700	AWWSC Rents CAPX	UZ	2000000578	11/30/2012	(35.88)
53481700	AWWSC Rents CAPX	UZ	2000000576	11/30/2012	(7.02)
53481700	AWWSC Rents CAPX	UZ	2000000578	11/30/2012	1.47
53481700	AWWSC Rents CAPX	UZ	2000000578	11/30/2012	5.87
53481700	AWWSC Rents CAPX	UZ	2000000576	11/30/2012	0.49
53481700	AWWSC Rents CAPX	UZ	2000000580	11/30/2012	0.98
53481700	AWWSC Rents CAPX	UZ	2000000576	11/30/2012	1.47
53481700	AWWSC Rents CAPX	UZ	2000000580	11/30/2012	(2.66)
53481700	AWWSC Rents CAPX	UZ	2000000576	11/30/2012	1.47
53481700	AWWSC Rents CAPX	UZ	2000000580	11/30/2012	1.96
53481700	AWWSC Rents CAPX	UZ	2000000580	11/30/2012	4.89
53481700	AWWSC Rents CAPX	UZ	2000000576	11/30/2012	0.98
53481700	AWWSC Rents CAPX	UZ	2000000580	11/30/2012	1.47
53481700	AWWSC Rents CAPX	UZ	2000000575	11/30/2012	1.47
53481700	AWWSC Rents CAPX	UZ	2000000578	11/30/2012	3.91
53481700	AWWSC Rents CAPX	UZ	2000000578	11/30/2012	(5.24)
53481700	AWWSC Rents CAPX	UZ	2000000578	11/30/2012	4.40
53481700	AWWSC Rents CAPX	UZ	2000000575	11/30/2012	1.47
53481700	AWWSC Rents CAPX	UZ	2000000578	11/30/2012	0.98
53481700	AWWSC Rents CAPX	UZ	2000000580	11/30/2012	1.47
53481700	AWWSC Rents CAPX	UZ	2000000580	11/30/2012	1.47
53481700	AWWSC Rents CAPX	UZ	2000000576	11/30/2012	1.47
53481700	AWWSC Rents CAPX	UZ	2000000580	11/30/2012	6.85
53481700	AWWSC Rents CAPX	UZ	2000000575	11/30/2012	2.45
53481700	AWWSC Rents CAPX	UZ	2000000576	11/30/2012	28.37
53481700	AWWSC Rents CAPX	UZ	2000000578	11/30/2012	(2.47)
53481700	AWWSC Rents CAPX	UZ	2000000575	11/30/2012	21.04
53481700	AWWSC Rents CAPX	UZ	2000000575	11/30/2012	4.40
53481700	AWWSC Rents CAPX	UZ	2000000580	11/30/2012	0.98
53481700	AWWSC Rents CAPX	UZ	2000000576	11/30/2012	2.94
53481700	AWWSC Rents CAPX	UZ	2000000576	11/30/2012	1.47
53481700	AWWSC Rents CAPX	UZ	2000000578	11/30/2012	1.47
53481700	AWWSC Rents CAPX	UZ	2000000578	11/30/2012	1.47
53481700	AWWSC Rents CAPX	UZ	2000000580	11/30/2012	13.70
53481700	AWWSC Rents CAPX	UZ	2000000580	11/30/2012	10.27
53481700	AWWSC Rents CAPX	UZ	2000000578	11/30/2012	0.98
53481700	AWWSC Rents CAPX	UZ	2000000576	11/30/2012	0.98
53481700	AWWSC Rents CAPX	UZ	2000000575	11/30/2012	0.98
53481700	AWWSC Rents CAPX	UZ	2000000578	11/30/2012	2.45

Kentucky American Water Company  
Case No. 2012-00520  
Response to PSC DR1, Item 31

Account	Description	Doc Type	Document Number	Posting Date	Amount
53481700	AWWSC Rents CAPX	UZ	200000575	11/30/2012	1.47
53481700	AWWSC Rents CAPX	UZ	200000578	11/30/2012	2.45
53481700	AWWSC Rents CAPX	UZ	200000578	11/30/2012	2.94
53481700	AWWSC Rents CAPX	UZ	200000576	11/30/2012	0.98
53481700	AWWSC Rents CAPX	UZ	200000576	11/30/2012	0.49
53481700	AWWSC Rents CAPX	UZ	200000578	11/30/2012	1.47
53481700	AWWSC Rents CAPX	UZ	200000575	11/30/2012	1.47
53481700	AWWSC Rents CAPX	UZ	200000580	11/30/2012	0.49
53481700	AWWSC Rents CAPX	UZ	200000576	11/30/2012	0.98
53481700	AWWSC Rents CAPX	UZ	200000575	11/30/2012	2.94
53481700	AWWSC Rents CAPX	UZ	200000578	11/30/2012	2.94
53481700	AWWSC Rents CAPX	UZ	200000576	11/30/2012	1.96
53481700	AWWSC Rents CAPX	UZ	200000580	11/30/2012	1.47
53481700	AWWSC Rents CAPX	UZ	200000576	11/30/2012	1.96
53481700	AWWSC Rents CAPX	UZ	200000578	11/30/2012	1.96
53481700	AWWSC Rents CAPX	UZ	200000578	11/30/2012	2.45
53482100	AWWSC Oth O&M CAPX	CF	9300005047	11/30/2012	590.34
53482100	AWWSC Oth O&M CAPX	CF	9300005048	11/30/2012	100.40
53482100	AWWSC Oth O&M CAPX	CF	9300005050	11/30/2012	171.67
53482100	AWWSC Oth O&M CAPX	CF	9300005051	11/30/2012	8.64
53482100	AWWSC Oth O&M CAPX	CF	9300005055	11/30/2012	55.45
53482100	AWWSC Oth O&M CAPX	CF	9300005087	11/30/2012	16.05
53482100	AWWSC Oth O&M CAPX	CF	9300005090	11/30/2012	2.38
53482100	AWWSC Oth O&M CAPX	CF	9300005118	11/30/2012	6.90
53482100	AWWSC Oth O&M CAPX	CF	9300005119	11/30/2012	0.94
53482100	AWWSC Oth O&M CAPX	CF	9300005120	11/30/2012	0.94
53482100	AWWSC Oth O&M CAPX	CF	9300005121	11/30/2012	0.94
53482100	AWWSC Oth O&M CAPX	CF	9300005125	11/30/2012	8.50
53482100	AWWSC Oth O&M CAPX	CF	9300005127	11/30/2012	0.47
53482100	AWWSC Oth O&M CAPX	CF	9300005128	11/30/2012	2.30
53482100	AWWSC Oth O&M CAPX	CF	9300005140	11/30/2012	(1.71)
53482100	AWWSC Oth O&M CAPX	CF	9300005141	11/30/2012	(1.71)
53482100	AWWSC Oth O&M CAPX	CF	9300005143	11/30/2012	23.85
53482100	AWWSC Oth O&M CAPX	CF	9300005144	11/30/2012	23.85
53482100	AWWSC Oth O&M CAPX	CF	9300005145	11/30/2012	23.85
53482100	AWWSC Oth O&M CAPX	CF	9300005152	11/30/2012	1,466.25
53482100	AWWSC Oth O&M CAPX	CF	9300005172	11/30/2012	4.30
53482100	AWWSC Oth O&M CAPX	CF	9300005173	11/30/2012	28.21
53482100	AWWSC Oth O&M CAPX	CF	9300005177	11/30/2012	0.07
53482100	AWWSC Oth O&M CAPX	CF	9300005178	11/30/2012	109.07
53482100	AWWSC Oth O&M CAPX	CF	9300005180	11/30/2012	0.94
53482100	AWWSC Oth O&M CAPX	CF	9300005185	11/30/2012	4.94
53482100	AWWSC Oth O&M CAPX	CF	9300005187	11/30/2012	13.28
53482100	AWWSC Oth O&M CAPX	CF	9300005190	11/30/2012	5.21
53482100	AWWSC Oth O&M CAPX	CF	9300005193	11/30/2012	1.88
53482100	AWWSC Oth O&M CAPX	CF	9300005195	11/30/2012	4.95
53482100	AWWSC Oth O&M CAPX	CF	9300005196	11/30/2012	1.69
53482100	AWWSC Oth O&M CAPX	CF	9300005199	11/30/2012	0.53
53482100	AWWSC Oth O&M CAPX	CF	9300005202	11/30/2012	0.12
53482100	AWWSC Oth O&M CAPX	CF	9300005207	11/30/2012	9.11
53482100	AWWSC Oth O&M CAPX	CF	9300005208	11/30/2012	2.60
53482100	AWWSC Oth O&M CAPX	CF	9300005215	11/30/2012	32.51
53482100	AWWSC Oth O&M CAPX	CF	9300005217	11/30/2012	98.75
53482100	AWWSC Oth O&M CAPX	CF	9300005221	11/30/2012	0.33
53482100	AWWSC Oth O&M CAPX	CF	9300005235	11/30/2012	9.14
53482100	AWWSC Oth O&M CAPX	CF	9300005242	11/30/2012	1.88
53482100	AWWSC Oth O&M CAPX	CF	9300005243	11/30/2012	1.88
53482100	AWWSC Oth O&M CAPX	CF	9300005244	11/30/2012	1.88
53482100	AWWSC Oth O&M CAPX	CF	9300005250	11/30/2012	2.28
53482100	AWWSC Oth O&M CAPX	CF	9300005270	11/30/2012	1.17
53482100	AWWSC Oth O&M CAPX	CF	9300005273	11/30/2012	31.82
53482100	AWWSC Oth O&M CAPX	CF	9300005274	11/30/2012	73.34
53482100	AWWSC Oth O&M CAPX	CF	9300005275	11/30/2012	(1.57)
53482100	AWWSC Oth O&M CAPX	CF	9300005277	11/30/2012	(32.83)
53482100	AWWSC Oth O&M CAPX	CF	9300005278	11/30/2012	5.74
53482100	AWWSC Oth O&M CAPX	CF	9300005279	11/30/2012	94.63
53482100	AWWSC Oth O&M CAPX	CF	9300005282	11/30/2012	(31.79)
53482100	AWWSC Oth O&M CAPX	CF	9300005283	11/30/2012	0.92
53482100	AWWSC Oth O&M CAPX	CF	9300005286	11/30/2012	7.53
53482100	AWWSC Oth O&M CAPX	CF	9300005288	11/30/2012	4.53
53482100	AWWSC Oth O&M CAPX	CF	9300005290	11/30/2012	0.37
53482100	AWWSC Oth O&M CAPX	CF	9300005291	11/30/2012	(336.21)
53482100	AWWSC Oth O&M CAPX	CF	9300005293	11/30/2012	0.37
53482100	AWWSC Oth O&M CAPX	CF	9300005295	11/30/2012	95.63
53482100	AWWSC Oth O&M CAPX	CF	9300005296	11/30/2012	45.10
53482100	AWWSC Oth O&M CAPX	CF	9300005297	11/30/2012	(398.54)
53482100	AWWSC Oth O&M CAPX	CF	9300005298	11/30/2012	0.37

Kentucky American Water Company  
Case No. 2012-00520  
Response to PSC DR1, Item 31

Account	Description	Doc Type	Document Number	Posting Date	Amount
53482100	AWWSC Oth O&M CAPX	CF	9300005299	11/30/2012	(26.00)
53482100	AWWSC Oth O&M CAPX	CF	9300005300	11/30/2012	(28.63)
53482100	AWWSC Oth O&M CAPX	CF	9300005301	11/30/2012	1.53
53482100	AWWSC Oth O&M CAPX	CF	9300005304	11/30/2012	(28.63)
53482100	AWWSC Oth O&M CAPX	CF	9300005306	11/30/2012	2.66
53482100	AWWSC Oth O&M CAPX	CF	9300005308	11/30/2012	8.79
53482100	AWWSC Oth O&M CAPX	CF	9300005309	11/30/2012	13.21
53482100	AWWSC Oth O&M CAPX	CF	9300005313	11/30/2012	1.23
53482100	AWWSC Oth O&M CAPX	CF	9300005541	11/30/2012	58.00
53482100	AWWSC Oth O&M CAPX	CF	9300005542	11/30/2012	75.28
53482100	AWWSC Oth O&M CAPX	CF	9300005625	11/30/2012	0.43
53482100	AWWSC Oth O&M CAPX	CF	9300005625	11/30/2012	0.32
53482100	AWWSC Oth O&M CAPX	CF	9300005625	11/30/2012	2.25
53482100	AWWSC Oth O&M CAPX	CF	9300005626	11/30/2012	1.21
53482100	AWWSC Oth O&M CAPX	CF	9300005626	11/30/2012	0.66
53482100	AWWSC Oth O&M CAPX	CF	9300005627	11/30/2012	0.15
53482100	AWWSC Oth O&M CAPX	CF	9300005627	11/30/2012	(0.61)
53482100	AWWSC Oth O&M CAPX	CF	9300005627	11/30/2012	0.20
53482100	AWWSC Oth O&M CAPX	CF	9300005627	11/30/2012	13.42
53482100	AWWSC Oth O&M CAPX	CF	9300005628	11/30/2012	16.18
53482100	AWWSC Oth O&M CAPX	CF	9300005629	11/30/2012	1.62
53482100	AWWSC Oth O&M CAPX	CF	9300005629	11/30/2012	0.94
53482100	AWWSC Oth O&M CAPX	CF	9300005629	11/30/2012	(0.01)
53482100	AWWSC Oth O&M CAPX	CF	9300005630	11/30/2012	0.35
53482100	AWWSC Oth O&M CAPX	CF	9300005630	11/30/2012	0.21
53482100	AWWSC Oth O&M CAPX	CF	9300005631	11/30/2012	1.80
53482100	AWWSC Oth O&M CAPX	CF	9300005631	11/30/2012	0.76
53482100	AWWSC Oth O&M CAPX	CF	9300005632	11/30/2012	1.71
53482100	AWWSC Oth O&M CAPX	CF	9300005632	11/30/2012	0.33
53482100	AWWSC Oth O&M CAPX	CF	9300005632	11/30/2012	(1.08)
53482100	AWWSC Oth O&M CAPX	CF	9300005633	11/30/2012	0.59
53482100	AWWSC Oth O&M CAPX	CF	9300005633	11/30/2012	1.09
53482100	AWWSC Oth O&M CAPX	CF	9300005634	11/30/2012	1.39
53482100	AWWSC Oth O&M CAPX	CF	9300005634	11/30/2012	0.72
53482100	AWWSC Oth O&M CAPX	CF	9300005635	11/30/2012	0.36
53482100	AWWSC Oth O&M CAPX	CF	9300005636	11/30/2012	(2.38)
53482100	AWWSC Oth O&M CAPX	CF	9300005636	11/30/2012	0.63
53482100	AWWSC Oth O&M CAPX	CF	9300005637	11/30/2012	23.15
53482100	AWWSC Oth O&M CAPX	CF	9300005637	11/30/2012	0.12
53482100	AWWSC Oth O&M CAPX	CF	9300005638	11/30/2012	0.04
53482100	AWWSC Oth O&M CAPX	CF	9300005640	11/30/2012	5.05
53482100	AWWSC Oth O&M CAPX	CF	9300005640	11/30/2012	0.21
53482100	AWWSC Oth O&M CAPX	CF	9300005641	11/30/2012	(0.01)
53482100	AWWSC Oth O&M CAPX	CF	9300005642	11/30/2012	0.58
53482100	AWWSC Oth O&M CAPX	CF	9300005642	11/30/2012	(0.17)
53482100	AWWSC Oth O&M CAPX	CF	9300005643	11/30/2012	0.54
53482100	AWWSC Oth O&M CAPX	CF	9300005644	11/30/2012	0.28
53482100	AWWSC Oth O&M CAPX	CF	9300005645	11/30/2012	167.02
53482100	AWWSC Oth O&M CAPX	CF	9300005645	11/30/2012	59.28
53482100	AWWSC Oth O&M CAPX	CF	9300005645	11/30/2012	(36.67)
53482100	AWWSC Oth O&M CAPX	CF	9300005646	11/30/2012	48.30
53482100	AWWSC Oth O&M CAPX	CF	9300005647	11/30/2012	(15.48)
53482100	AWWSC Oth O&M CAPX	CF	9300005648	11/30/2012	78.92
53482100	AWWSC Oth O&M CAPX	CF	9300005648	11/30/2012	(32.56)
53482100	AWWSC Oth O&M CAPX	CF	9300005650	11/30/2012	(0.03)
53482100	AWWSC Oth O&M CAPX	CF	9300005650	11/30/2012	10.84
53482100	AWWSC Oth O&M CAPX	CF	9300005650	11/30/2012	(0.44)
53482100	AWWSC Oth O&M CAPX	CF	9300005650	11/30/2012	0.18
53482100	AWWSC Oth O&M CAPX	CF	9300005651	11/30/2012	1.32
53482100	AWWSC Oth O&M CAPX	CF	9300005651	11/30/2012	1.09
53482100	AWWSC Oth O&M CAPX	CF	9300005651	11/30/2012	0.35
53482100	AWWSC Oth O&M CAPX	CF	9300005651	11/30/2012	0.19
53482100	AWWSC Oth O&M CAPX	CF	9300005652	11/30/2012	0.13
53482100	AWWSC Oth O&M CAPX	CF	9300005652	11/30/2012	1.61
53482100	AWWSC Oth O&M CAPX	CF	9300005652	11/30/2012	4.52
53482100	AWWSC Oth O&M CAPX	CF	9300005653	11/30/2012	0.03
53482100	AWWSC Oth O&M CAPX	CF	9300005653	11/30/2012	0.03
53482100	AWWSC Oth O&M CAPX	CF	9300005653	11/30/2012	(0.54)
53482100	AWWSC Oth O&M CAPX	CF	9300005654	11/30/2012	(0.02)
53482100	AWWSC Oth O&M CAPX	CF	9300005654	11/30/2012	6.45
53482100	AWWSC Oth O&M CAPX	CF	9300005655	11/30/2012	0.04
53482100	AWWSC Oth O&M CAPX	CF	9300005655	11/30/2012	0.20
53482100	AWWSC Oth O&M CAPX	CF	9300005655	11/30/2012	48.17
53482100	AWWSC Oth O&M CAPX	CF	9300005656	11/30/2012	1.99
53482100	AWWSC Oth O&M CAPX	CF	9300005657	11/30/2012	0.02
53482100	AWWSC Oth O&M CAPX	CF	9300005657	11/30/2012	0.11
53482100	AWWSC Oth O&M CAPX	CF	9300005658	11/30/2012	0.11

Kentucky American Water Company  
Case No. 2012-00520  
Response to PSC DR1, Item 31

Account	Description	Doc Type	Document Number	Posting Date	Amount
53482100	AWWSC Oth O&M CAPX	CF	9300005659	11/30/2012	0.91
53482100	AWWSC Oth O&M CAPX	CF	9300005659	11/30/2012	0.03
53482100	AWWSC Oth O&M CAPX	CF	9300005659	11/30/2012	0.87
53482100	AWWSC Oth O&M CAPX	CF	9300005659	11/30/2012	0.81
53482100	AWWSC Oth O&M CAPX	CF	9300005660	11/30/2012	(45.74)
53482100	AWWSC Oth O&M CAPX	CF	9300005660	11/30/2012	0.17
53482100	AWWSC Oth O&M CAPX	CF	9300005660	11/30/2012	(0.06)
53482100	AWWSC Oth O&M CAPX	CF	9300005661	11/30/2012	5.48
53482100	AWWSC Oth O&M CAPX	CF	9300005661	11/30/2012	0.80
53482100	AWWSC Oth O&M CAPX	CF	9300005662	11/30/2012	(0.88)
53482100	AWWSC Oth O&M CAPX	CF	9300005662	11/30/2012	0.12
53482100	AWWSC Oth O&M CAPX	CF	9300005663	11/30/2012	12.23
53482100	AWWSC Oth O&M CAPX	CF	9300005664	11/30/2012	0.11
53482100	AWWSC Oth O&M CAPX	CF	9300005664	11/30/2012	0.09
53482100	AWWSC Oth O&M CAPX	CF	9300005672	11/30/2012	136.97
53482100	AWWSC Oth O&M CAPX	CF	9300005683	11/30/2012	115.93
53482100	AWWSC Oth O&M CAPX	CF	9300005691	11/30/2012	122.66
53482100	AWWSC Oth O&M CAPX	CF	9300005694	11/30/2012	1,353.65
53482100	AWWSC Oth O&M CAPX	CF	9300005707	11/30/2012	131.31
53482100	AWWSC Oth O&M CAPX	CF	9300005719	11/30/2012	260.83
53482100	AWWSC Oth O&M CAPX	CF	9300005725	11/30/2012	174.98
53482100	AWWSC Oth O&M CAPX	CF	9300005729	11/30/2012	48.08
53482100	AWWSC Oth O&M CAPX	CF	9300005729	11/30/2012	(75.55)
53482100	AWWSC Oth O&M CAPX	CF	9300005730	11/30/2012	41.93
53482100	AWWSC Oth O&M CAPX	CF	9300005730	11/30/2012	40.70
53482100	AWWSC Oth O&M CAPX	CF	9300005731	11/30/2012	17.58
53482100	AWWSC Oth O&M CAPX	CF	9300005731	11/30/2012	4.63
53482100	AWWSC Oth O&M CAPX	CF	9300005732	11/30/2012	9.04
53482100	AWWSC Oth O&M CAPX	CF	9300005733	11/30/2012	45.16
53482100	AWWSC Oth O&M CAPX	CF	9300005733	11/30/2012	(36.27)
53482100	AWWSC Oth O&M CAPX	CF	9300005734	11/30/2012	2.56
53482100	AWWSC Oth O&M CAPX	CF	9300005734	11/30/2012	42.32
53482100	AWWSC Oth O&M CAPX	CF	9300005735	11/30/2012	0.09
53482100	AWWSC Oth O&M CAPX	CF	9300005735	11/30/2012	0.06
53482100	AWWSC Oth O&M CAPX	CF	9300005736	11/30/2012	0.03
53482100	AWWSC Oth O&M CAPX	CF	9300005736	11/30/2012	0.05
53482100	AWWSC Oth O&M CAPX	CF	9300005736	11/30/2012	0.04
53482100	AWWSC Oth O&M CAPX	CF	9300005737	11/30/2012	0.02
53482100	AWWSC Oth O&M CAPX	CF	9300005737	11/30/2012	0.01
53482100	AWWSC Oth O&M CAPX	UT	9300005764	11/30/2012	(944.93)
53482100	AWWSC Oth O&M CAPX	UT	9300005764	11/30/2012	(449.81)
53482100	AWWSC Oth O&M CAPX	UZ	2000000578	11/30/2012	(133.28)
53482100	AWWSC Oth O&M CAPX	UZ	2000000575	11/30/2012	(5.89)
53482100	AWWSC Oth O&M CAPX	UZ	2000000576	11/30/2012	398.54
53482100	AWWSC Oth O&M CAPX	UZ	2000000580	11/30/2012	(50.99)
53482100	AWWSC Oth O&M CAPX	UZ	2000000578	11/30/2012	(5.89)
53482100	AWWSC Oth O&M CAPX	UZ	2000000576	11/30/2012	(33.77)
53482100	AWWSC Oth O&M CAPX	UZ	2000000575	11/30/2012	(95.63)
53482100	AWWSC Oth O&M CAPX	UZ	2000000580	11/30/2012	(6.26)
53482100	AWWSC Oth O&M CAPX	UZ	2000000578	11/30/2012	336.21
53482100	AWWSC Oth O&M CAPX	UZ	2000000580	11/30/2012	(6.26)
53482100	AWWSC Oth O&M CAPX	UZ	2000000576	11/30/2012	26.00
53482100	AWWSC Oth O&M CAPX	UZ	2000000576	11/30/2012	(6.26)
53482100	AWWSC Oth O&M CAPX	UZ	2000000576	11/30/2012	28.63
53482100	AWWSC Oth O&M CAPX	UZ	2000000576	11/30/2012	(19.19)
53482100	AWWSC Oth O&M CAPX	UZ	2000000578	11/30/2012	(2.66)
53482100	AWWSC Oth O&M CAPX	UZ	2000000580	11/30/2012	28.63
53482100	AWWSC Oth O&M CAPX	UZ	2000000576	11/30/2012	(83.36)
53482100	AWWSC Oth O&M CAPX	UZ	2000000576	11/30/2012	31.79
53482100	AWWSC Oth O&M CAPX	UZ	2000000578	11/30/2012	(99.96)
53482100	AWWSC Oth O&M CAPX	UZ	2000000578	11/30/2012	34.40
53482100	AWWSC Oth O&M CAPX	UZ	2000000575	11/30/2012	(28.08)
53482100	AWWSC Oth O&M CAPX	UZ	2000000575	11/30/2012	(94.63)
53482100	AWWSC Oth O&M CAPX	UZ	2000000576	11/30/2012	(105.16)
53482100	AWWSC Oth O&M CAPX	UZ	2000000576	11/30/2012	(51.37)
53482100	AWWSC Oth O&M CAPX	UZ	2000000578	11/30/2012	1.01
53482100	AWWSC Oth O&M CAPX	UZ	2000000578	11/30/2012	(1,466.25)
53482100	AWWSC Oth O&M CAPX	UZ	2000000578	11/30/2012	(1.17)
53482100	AWWSC Oth O&M CAPX	UZ	2000000576	11/30/2012	0.15
53482100	AWWSC Oth O&M CAPX	UZ	2000000578	11/30/2012	(25.82)
53482100	AWWSC Oth O&M CAPX	UZ	2000000576	11/30/2012	0.45
53482100	AWWSC Oth O&M CAPX	UZ	2000000578	11/30/2012	(5.08)
53482100	AWWSC Oth O&M CAPX	UZ	2000000580	11/30/2012	(17.66)
53482100	AWWSC Oth O&M CAPX	UZ	2000000578	11/30/2012	(70.66)
53482100	AWWSC Oth O&M CAPX	UZ	2000000578	11/30/2012	(5.89)
53482100	AWWSC Oth O&M CAPX	UZ	2000000576	11/30/2012	(11.77)
53482100	AWWSC Oth O&M CAPX	UZ	2000000575	11/30/2012	(2.28)



Kentucky American Water Company  
Case No. 2012-00520  
Response to PSC DR1, Item 31

Account	Description	Doc Type	Document Number	Posting Date	Amount
53482100	AWWSC Oth O&M CAPX	UZ	2000000578	11/30/2012	(1.88)
53482100	AWWSC Oth O&M CAPX	UZ	2000000576	11/30/2012	(1.88)
53482100	AWWSC Oth O&M CAPX	UZ	2000000578	11/30/2012	(1.88)
53482100	AWWSC Oth O&M CAPX	UZ	2000000576	11/30/2012	(9.14)
53482100	AWWSC Oth O&M CAPX	UZ	2000000578	11/30/2012	(0.33)
53482100	AWWSC Oth O&M CAPX	UZ	2000000575	11/30/2012	0.01
53482100	AWWSC Oth O&M CAPX	UZ	2000000576	11/30/2012	(19.58)
53482100	AWWSC Oth O&M CAPX	UZ	2000000578	11/30/2012	(98.75)
53482100	AWWSC Oth O&M CAPX	UZ	2000000576	11/30/2012	(50.17)
53482100	AWWSC Oth O&M CAPX	UZ	2000000575	11/30/2012	(26.15)
53482100	AWWSC Oth O&M CAPX	UZ	2000000575	11/30/2012	(67.99)
53482100	AWWSC Oth O&M CAPX	UZ	2000000576	11/30/2012	(11.77)
53482100	AWWSC Oth O&M CAPX	UZ	2000000576	11/30/2012	(17.78)
53482100	AWWSC Oth O&M CAPX	UZ	2000000578	11/30/2012	(17.66)
53482100	AWWSC Oth O&M CAPX	UZ	2000000580	11/30/2012	46.70
53482100	AWWSC Oth O&M CAPX	UZ	2000000580	11/30/2012	(126.35)
53482100	AWWSC Oth O&M CAPX	UZ	2000000576	11/30/2012	(54.69)
53482100	AWWSC Oth O&M CAPX	UZ	2000000575	11/30/2012	(22.61)
53482100	AWWSC Oth O&M CAPX	UZ	2000000578	11/30/2012	(13.65)
53482100	AWWSC Oth O&M CAPX	UZ	2000000576	11/30/2012	(22.87)
53482100	AWWSC Oth O&M CAPX	UZ	2000000578	11/30/2012	(17.66)
53482100	AWWSC Oth O&M CAPX	UZ	2000000576	11/30/2012	(100.66)
53482100	AWWSC Oth O&M CAPX	UZ	2000000575	11/30/2012	(30.38)
53482100	AWWSC Oth O&M CAPX	UZ	2000000576	11/30/2012	(450.97)
53482100	AWWSC Oth O&M CAPX	UZ	2000000578	11/30/2012	(281.42)
53482100	AWWSC Oth O&M CAPX	UZ	2000000578	11/30/2012	(57.30)
53482100	AWWSC Oth O&M CAPX	UZ	2000000576	11/30/2012	(23.85)
53482100	AWWSC Oth O&M CAPX	UZ	2000000578	11/30/2012	(23.85)
53482100	AWWSC Oth O&M CAPX	UZ	2000000575	11/30/2012	(23.85)
53482100	AWWSC Oth O&M CAPX	UZ	2000000580	11/30/2012	1.71
53482100	AWWSC Oth O&M CAPX	UZ	2000000578	11/30/2012	1.71
53482100	AWWSC Oth O&M CAPX	UZ	2000000578	11/30/2012	(11.77)
53482100	AWWSC Oth O&M CAPX	UZ	2000000576	11/30/2012	(36.27)
53482100	AWWSC Oth O&M CAPX	UZ	2000000578	11/30/2012	(17.66)
53482100	AWWSC Oth O&M CAPX	UZ	2000000576	11/30/2012	(17.66)
53482100	AWWSC Oth O&M CAPX	UZ	2000000578	11/30/2012	(17.66)
53482100	AWWSC Oth O&M CAPX	UZ	2000000579	11/30/2012	(17.66)
53482100	AWWSC Oth O&M CAPX	UZ	2000000575	11/30/2012	(2.30)
53482100	AWWSC Oth O&M CAPX	UZ	2000000580	11/30/2012	(165.34)
53482100	AWWSC Oth O&M CAPX	UZ	2000000580	11/30/2012	(132.16)
53482100	AWWSC Oth O&M CAPX	UZ	2000000576	11/30/2012	(11.77)
53482100	AWWSC Oth O&M CAPX	UZ	2000000576	11/30/2012	(11.77)
53482100	AWWSC Oth O&M CAPX	UZ	2000000576	11/30/2012	(11.77)
53482100	AWWSC Oth O&M CAPX	UZ	2000000578	11/30/2012	(6.90)
53482100	AWWSC Oth O&M CAPX	UZ	2000000575	11/30/2012	(29.44)
53482100	AWWSC Oth O&M CAPX	UZ	2000000576	11/30/2012	(17.66)
53482100	AWWSC Oth O&M CAPX	UZ	2000000575	11/30/2012	(29.44)
53482100	AWWSC Oth O&M CAPX	UZ	2000000580	11/30/2012	(36.27)
53482100	AWWSC Oth O&M CAPX	UZ	2000000576	11/30/2012	(11.77)
53482100	AWWSC Oth O&M CAPX	UZ	2000000576	11/30/2012	(5.89)
53482100	AWWSC Oth O&M CAPX	UZ	2000000578	11/30/2012	(17.66)
53482100	AWWSC Oth O&M CAPX	UZ	2000000576	11/30/2012	(17.66)
53482100	AWWSC Oth O&M CAPX	UZ	2000000578	11/30/2012	(5.89)
53482100	AWWSC Oth O&M CAPX	UZ	2000000580	11/30/2012	(11.77)
53482100	AWWSC Oth O&M CAPX	UZ	2000000578	11/30/2012	(36.27)
53482100	AWWSC Oth O&M CAPX	UZ	2000000576	11/30/2012	(35.33)
53482100	AWWSC Oth O&M CAPX	UZ	2000000578	11/30/2012	(23.55)
53482100	AWWSC Oth O&M CAPX	UZ	2000000578	11/30/2012	(17.66)
53482100	AWWSC Oth O&M CAPX	UZ	2000000578	11/30/2012	(23.55)
53482100	AWWSC Oth O&M CAPX	UZ	2000000576	11/30/2012	(24.78)
53482100	AWWSC Oth O&M CAPX	UZ	2000000576	11/30/2012	(29.44)
53482200	AWWSC Dpr/Amrt CAPX	CF	9300005167	11/30/2012	2,082.47
53482200	AWWSC Dpr/Amrt CAPX	CF	9300005168	11/30/2012	2,082.47
53482200	AWWSC Dpr/Amrt CAPX	CF	9300005169	11/30/2012	2,082.47
53482200	AWWSC Dpr/Amrt CAPX	CF	9300005170	11/30/2012	2,082.47
53482200	AWWSC Dpr/Amrt CAPX	CF	9300005171	11/30/2012	2,082.47
53482200	AWWSC Dpr/Amrt CAPX	CF	9300005626	11/30/2012	2.26
53482200	AWWSC Dpr/Amrt CAPX	CF	9300005628	11/30/2012	76.42
53482200	AWWSC Dpr/Amrt CAPX	CF	9300005628	11/30/2012	13.39
53482200	AWWSC Dpr/Amrt CAPX	CF	9300005635	11/30/2012	0.77
53482200	AWWSC Dpr/Amrt CAPX	CF	9300005640	11/30/2012	0.67
53482200	AWWSC Dpr/Amrt CAPX	CF	9300005641	11/30/2012	6.49
53482200	AWWSC Dpr/Amrt CAPX	CF	9300005645	11/30/2012	266.26
53482200	AWWSC Dpr/Amrt CAPX	CF	9300005647	11/30/2012	9,537.30
53482200	AWWSC Dpr/Amrt CAPX	CF	9300005647	11/30/2012	17.68
53482200	AWWSC Dpr/Amrt CAPX	CF	9300005649	11/30/2012	74.24
53482200	AWWSC Dpr/Amrt CAPX	CF	9300005651	11/30/2012	4.79

Kentucky American Water Company  
Case No. 2012-00520  
Response to PSC DR1, Item 31

Account	Description	Doc Type	Document Number	Posting Date	Amount
53482200	AWWSC Dpr/Amrt CAPX	CF	9300005652	11/30/2012	16.52
53482200	AWWSC Dpr/Amrt CAPX	CF	9300005652	11/30/2012	0.03
53482200	AWWSC Dpr/Amrt CAPX	CF	9300005653	11/30/2012	7.25
53482200	AWWSC Dpr/Amrt CAPX	CF	9300005653	11/30/2012	6.98
53482200	AWWSC Dpr/Amrt CAPX	CF	9300005654	11/30/2012	9.37
53482200	AWWSC Dpr/Amrt CAPX	CF	9300005656	11/30/2012	122.51
53482200	AWWSC Dpr/Amrt CAPX	CF	9300005658	11/30/2012	6.19
53482200	AWWSC Dpr/Amrt CAPX	CF	9300005704	11/30/2012	(4,838.67)
53482200	AWWSC Dpr/Amrt CAPX	CF	9300005717	11/30/2012	418.07
53482200	AWWSC Dpr/Amrt CAPX	CF	9300005733	11/30/2012	317.85
53482200	AWWSC Dpr/Amrt CAPX	CF	9300005737	11/30/2012	0.03
53482200	AWWSC Dpr/Amrt CAPX	UT	9300005764	11/30/2012	(10,296.74)
53482200	AWWSC Dpr/Amrt CAPX	UZ	2000000578	11/30/2012	12.41
53482200	AWWSC Dpr/Amrt CAPX	UZ	2000000578	11/30/2012	(1.07)
53482200	AWWSC Dpr/Amrt CAPX	UZ	2000000575	11/30/2012	(1.07)
53482200	AWWSC Dpr/Amrt CAPX	UZ	2000000578	11/30/2012	12.41
53482200	AWWSC Dpr/Amrt CAPX	UZ	2000000576	11/30/2012	12.41
53482200	AWWSC Dpr/Amrt CAPX	UZ	2000000578	11/30/2012	(1.07)
53482200	AWWSC Dpr/Amrt CAPX	UZ	2000000576	11/30/2012	24.81
53482200	AWWSC Dpr/Amrt CAPX	UZ	2000000578	11/30/2012	(2.14)
53482200	AWWSC Dpr/Amrt CAPX	UZ	2000000576	11/30/2012	(1.07)
53482200	AWWSC Dpr/Amrt CAPX	UZ	2000000578	11/30/2012	12.41
53482200	AWWSC Dpr/Amrt CAPX	UZ	2000000580	11/30/2012	(1.07)
53482200	AWWSC Dpr/Amrt CAPX	UZ	2000000576	11/30/2012	12.41
53482200	AWWSC Dpr/Amrt CAPX	UZ	2000000580	11/30/2012	(1.07)
53482200	AWWSC Dpr/Amrt CAPX	UZ	2000000575	11/30/2012	(3.22)
53482200	AWWSC Dpr/Amrt CAPX	UZ	2000000578	11/30/2012	37.22
53482200	AWWSC Dpr/Amrt CAPX	UZ	2000000578	11/30/2012	173.70
53482200	AWWSC Dpr/Amrt CAPX	UZ	2000000578	11/30/2012	(15.01)
53482200	AWWSC Dpr/Amrt CAPX	UZ	2000000576	11/30/2012	198.51
53482200	AWWSC Dpr/Amrt CAPX	UZ	2000000576	11/30/2012	(17.15)
53482200	AWWSC Dpr/Amrt CAPX	UZ	2000000575	11/30/2012	(4.29)
53482200	AWWSC Dpr/Amrt CAPX	UZ	2000000578	11/30/2012	49.63
53482200	AWWSC Dpr/Amrt CAPX	UZ	2000000578	11/30/2012	(39.86)
53482200	AWWSC Dpr/Amrt CAPX	UZ	2000000578	11/30/2012	49.63
53482200	AWWSC Dpr/Amrt CAPX	UZ	2000000578	11/30/2012	(6.04)
53482200	AWWSC Dpr/Amrt CAPX	UZ	2000000575	11/30/2012	(10.10)
53482200	AWWSC Dpr/Amrt CAPX	UZ	2000000575	11/30/2012	37.22
53482200	AWWSC Dpr/Amrt CAPX	UZ	2000000578	11/30/2012	(3.22)
53482200	AWWSC Dpr/Amrt CAPX	UZ	2000000576	11/30/2012	148.88
53482200	AWWSC Dpr/Amrt CAPX	UZ	2000000578	11/30/2012	(12.86)
53482200	AWWSC Dpr/Amrt CAPX	UZ	2000000576	11/30/2012	12.41
53482200	AWWSC Dpr/Amrt CAPX	UZ	2000000578	11/30/2012	(1.07)
53482200	AWWSC Dpr/Amrt CAPX	UZ	2000000575	11/30/2012	(2.14)
53482200	AWWSC Dpr/Amrt CAPX	UZ	2000000578	11/30/2012	24.81
53482200	AWWSC Dpr/Amrt CAPX	UZ	2000000576	11/30/2012	37.22
53482200	AWWSC Dpr/Amrt CAPX	UZ	2000000578	11/30/2012	(3.67)
53482200	AWWSC Dpr/Amrt CAPX	UZ	2000000578	11/30/2012	(3.22)
53482200	AWWSC Dpr/Amrt CAPX	UZ	2000000578	11/30/2012	37.22
53482200	AWWSC Dpr/Amrt CAPX	UZ	2000000578	11/30/2012	49.63
53482200	AWWSC Dpr/Amrt CAPX	UZ	2000000578	11/30/2012	(4.29)
53482200	AWWSC Dpr/Amrt CAPX	UZ	2000000578	11/30/2012	(10.72)
53482200	AWWSC Dpr/Amrt CAPX	UZ	2000000578	11/30/2012	124.07
53482200	AWWSC Dpr/Amrt CAPX	UZ	2000000576	11/30/2012	(2.14)
53482200	AWWSC Dpr/Amrt CAPX	UZ	2000000578	11/30/2012	24.81
53482200	AWWSC Dpr/Amrt CAPX	UZ	2000000578	11/30/2012	37.22
53482200	AWWSC Dpr/Amrt CAPX	UZ	2000000580	11/30/2012	(3.22)
53482200	AWWSC Dpr/Amrt CAPX	UZ	2000000576	11/30/2012	37.22
53482200	AWWSC Dpr/Amrt CAPX	UZ	2000000576	11/30/2012	(3.22)
53482200	AWWSC Dpr/Amrt CAPX	UZ	2000000578	11/30/2012	(146.64)
53482200	AWWSC Dpr/Amrt CAPX	UZ	2000000576	11/30/2012	99.26
53482200	AWWSC Dpr/Amrt CAPX	UZ	2000000575	11/30/2012	(9.65)
53482200	AWWSC Dpr/Amrt CAPX	UZ	2000000576	11/30/2012	111.66
53482200	AWWSC Dpr/Amrt CAPX	UZ	2000000578	11/30/2012	(3.22)
53482200	AWWSC Dpr/Amrt CAPX	UZ	2000000578	11/30/2012	37.22
53482200	AWWSC Dpr/Amrt CAPX	UZ	2000000576	11/30/2012	24.81
53482200	AWWSC Dpr/Amrt CAPX	UZ	2000000580	11/30/2012	(2.14)
53482200	AWWSC Dpr/Amrt CAPX	UZ	2000000576	11/30/2012	(3.22)
53482200	AWWSC Dpr/Amrt CAPX	UZ	2000000576	11/30/2012	37.22
53482200	AWWSC Dpr/Amrt CAPX	UZ	2000000576	11/30/2012	(3.22)
53482200	AWWSC Dpr/Amrt CAPX	UZ	2000000576	11/30/2012	37.22
53482200	AWWSC Dpr/Amrt CAPX	UZ	2000000578	11/30/2012	(15.01)
53482200	AWWSC Dpr/Amrt CAPX	UZ	2000000578	11/30/2012	173.70
53482200	AWWSC Dpr/Amrt CAPX	UZ	2000000575	11/30/2012	62.03
53482200	AWWSC Dpr/Amrt CAPX	UZ	2000000580	11/30/2012	(5.36)
53482200	AWWSC Dpr/Amrt CAPX	UZ	2000000575	11/30/2012	719.60

Kentucky American Water Company  
Case No. 2012-00520  
Response to PSC DR1, Item 31

Account	Description	Doc Type	Document Number	Posting Date	Amount
53482200	AWWSC Dpr/Amrt CAPX	UZ	2000000578	11/30/2012	(62.20)
53482200	AWWSC Dpr/Amrt CAPX	UZ	2000000575	11/30/2012	(46.09)
53482200	AWWSC Dpr/Amrt CAPX	UZ	2000000576	11/30/2012	533.50
53482200	AWWSC Dpr/Amrt CAPX	UZ	2000000576	11/30/2012	(9.65)
53482200	AWWSC Dpr/Amrt CAPX	UZ	2000000576	11/30/2012	111.66
53482200	AWWSC Dpr/Amrt CAPX	UZ	2000000576	11/30/2012	(2,082.47)
53482200	AWWSC Dpr/Amrt CAPX	UZ	2000000578	11/30/2012	(2,082.47)
53482200	AWWSC Dpr/Amrt CAPX	UZ	2000000578	11/30/2012	(2,082.47)
53482200	AWWSC Dpr/Amrt CAPX	UZ	2000000575	11/30/2012	(2,082.47)
53482200	AWWSC Dpr/Amrt CAPX	UZ	2000000576	11/30/2012	(2,082.47)
53482200	AWWSC Dpr/Amrt CAPX	UZ	2000000578	11/30/2012	24.81
53482200	AWWSC Dpr/Amrt CAPX	UZ	2000000580	11/30/2012	(2.14)
53482200	AWWSC Dpr/Amrt CAPX	UZ	2000000578	11/30/2012	(6.43)
53482200	AWWSC Dpr/Amrt CAPX	UZ	2000000578	11/30/2012	74.44
53482200	AWWSC Dpr/Amrt CAPX	UZ	2000000578	11/30/2012	(3.22)
53482200	AWWSC Dpr/Amrt CAPX	UZ	2000000578	11/30/2012	37.22
53482200	AWWSC Dpr/Amrt CAPX	UZ	2000000576	11/30/2012	37.22
53482200	AWWSC Dpr/Amrt CAPX	UZ	2000000578	11/30/2012	(3.22)
53482200	AWWSC Dpr/Amrt CAPX	UZ	2000000576	11/30/2012	(3.22)
53482200	AWWSC Dpr/Amrt CAPX	UZ	2000000578	11/30/2012	37.22
53482200	AWWSC Dpr/Amrt CAPX	UZ	2000000580	11/30/2012	(3.22)
53482200	AWWSC Dpr/Amrt CAPX	UZ	2000000578	11/30/2012	(30.01)
53482200	AWWSC Dpr/Amrt CAPX	UZ	2000000580	11/30/2012	347.39
53482200	AWWSC Dpr/Amrt CAPX	UZ	2000000576	11/30/2012	260.55
53482200	AWWSC Dpr/Amrt CAPX	UZ	2000000578	11/30/2012	(22.51)
53482200	AWWSC Dpr/Amrt CAPX	UZ	2000000576	11/30/2012	24.81
53482200	AWWSC Dpr/Amrt CAPX	UZ	2000000578	11/30/2012	(2.14)
53482200	AWWSC Dpr/Amrt CAPX	UZ	2000000578	11/30/2012	(2.14)
53482200	AWWSC Dpr/Amrt CAPX	UZ	2000000580	11/30/2012	24.81
53482200	AWWSC Dpr/Amrt CAPX	UZ	2000000576	11/30/2012	(2.14)
53482200	AWWSC Dpr/Amrt CAPX	UZ	2000000580	11/30/2012	24.81
53482200	AWWSC Dpr/Amrt CAPX	UZ	2000000576	11/30/2012	62.03
53482200	AWWSC Dpr/Amrt CAPX	UZ	2000000580	11/30/2012	(5.36)
53482200	AWWSC Dpr/Amrt CAPX	UZ	2000000576	11/30/2012	37.22
53482200	AWWSC Dpr/Amrt CAPX	UZ	2000000580	11/30/2012	(3.22)
53482200	AWWSC Dpr/Amrt CAPX	UZ	2000000576	11/30/2012	(5.36)
53482200	AWWSC Dpr/Amrt CAPX	UZ	2000000578	11/30/2012	62.03
53482200	AWWSC Dpr/Amrt CAPX	UZ	2000000576	11/30/2012	(6.43)
53482200	AWWSC Dpr/Amrt CAPX	UZ	2000000578	11/30/2012	74.44
53482200	AWWSC Dpr/Amrt CAPX	UZ	2000000575	11/30/2012	(2.14)
53482200	AWWSC Dpr/Amrt CAPX	UZ	2000000578	11/30/2012	24.81
53482200	AWWSC Dpr/Amrt CAPX	UZ	2000000576	11/30/2012	12.41
53482200	AWWSC Dpr/Amrt CAPX	UZ	2000000578	11/30/2012	(1.07)
53482200	AWWSC Dpr/Amrt CAPX	UZ	2000000576	11/30/2012	(3.22)
53482200	AWWSC Dpr/Amrt CAPX	UZ	2000000580	11/30/2012	37.22
53482200	AWWSC Dpr/Amrt CAPX	UZ	2000000578	11/30/2012	12.41
53482200	AWWSC Dpr/Amrt CAPX	UZ	2000000578	11/30/2012	(1.07)
53482200	AWWSC Dpr/Amrt CAPX	UZ	2000000576	11/30/2012	24.81
53482200	AWWSC Dpr/Amrt CAPX	UZ	2000000578	11/30/2012	(2.14)
53482200	AWWSC Dpr/Amrt CAPX	UZ	2000000576	11/30/2012	(6.43)
53482200	AWWSC Dpr/Amrt CAPX	UZ	2000000578	11/30/2012	74.44
53482200	AWWSC Dpr/Amrt CAPX	UZ	2000000576	11/30/2012	74.44
53482200	AWWSC Dpr/Amrt CAPX	UZ	2000000578	11/30/2012	(6.43)
53482200	AWWSC Dpr/Amrt CAPX	UZ	2000000578	11/30/2012	49.63
53482200	AWWSC Dpr/Amrt CAPX	UZ	2000000578	11/30/2012	(4.29)
53482200	AWWSC Dpr/Amrt CAPX	UZ	2000000578	11/30/2012	(3.22)
53482200	AWWSC Dpr/Amrt CAPX	UZ	2000000580	11/30/2012	37.22
53482200	AWWSC Dpr/Amrt CAPX	UZ	2000000578	11/30/2012	49.63
53482200	AWWSC Dpr/Amrt CAPX	UZ	2000000578	11/30/2012	49.63
53482200	AWWSC Dpr/Amrt CAPX	UZ	2000000576	11/30/2012	49.63
53482200	AWWSC Dpr/Amrt CAPX	UZ	2000000576	11/30/2012	(4.29)
53482200	AWWSC Dpr/Amrt CAPX	UZ	2000000576	11/30/2012	62.03
53482200	AWWSC Dpr/Amrt CAPX	UZ	2000000578	11/30/2012	(5.36)
53482300	AWWSC Gen Tax CAPX	CF	9300005044	11/30/2012	4.11
53482300	AWWSC Gen Tax CAPX	CF	9300005045	11/30/2012	4.04
53482300	AWWSC Gen Tax CAPX	CF	9300005046	11/30/2012	12.34
53482300	AWWSC Gen Tax CAPX	CF	9300005047	11/30/2012	45.47
53482300	AWWSC Gen Tax CAPX	CF	9300005048	11/30/2012	40.96
53482300	AWWSC Gen Tax CAPX	CF	9300005049	11/30/2012	55.84
53482300	AWWSC Gen Tax CAPX	CF	9300005050	11/30/2012	119.00
53482300	AWWSC Gen Tax CAPX	CF	9300005051	11/30/2012	7.58
53482300	AWWSC Gen Tax CAPX	CF	9300005052	11/30/2012	3.46
53482300	AWWSC Gen Tax CAPX	CF	9300005053	11/30/2012	1.00
53482300	AWWSC Gen Tax CAPX	CF	9300005054	11/30/2012	2.57

Kentucky American Water Company  
Case No. 2012-00520  
Response to PSC DR1, Item 31

Account	Description	Doc Type	Document Number	Posting Date	Amount
53482300	AWWSC Gen Tax CAPX	CF	9300005055	11/30/2012	74.05
53482300	AWWSC Gen Tax CAPX	CF	9300005086	11/30/2012	22.00
53482300	AWWSC Gen Tax CAPX	CF	9300005087	11/30/2012	33.18
53482300	AWWSC Gen Tax CAPX	CF	9300005088	11/30/2012	11.67
53482300	AWWSC Gen Tax CAPX	CF	9300005089	11/30/2012	0.66
53482300	AWWSC Gen Tax CAPX	CF	9300005090	11/30/2012	106.23
53482300	AWWSC Gen Tax CAPX	CF	9300005092	11/30/2012	3.98
53482300	AWWSC Gen Tax CAPX	CF	9300005093	11/30/2012	3.53
53482300	AWWSC Gen Tax CAPX	CF	9300005094	11/30/2012	0.13
53482300	AWWSC Gen Tax CAPX	CF	9300005095	11/30/2012	10.92
53482300	AWWSC Gen Tax CAPX	CF	9300005097	11/30/2012	117.47
53482300	AWWSC Gen Tax CAPX	CF	9300005098	11/30/2012	25.62
53482300	AWWSC Gen Tax CAPX	CF	9300005099	11/30/2012	9.40
53482300	AWWSC Gen Tax CAPX	CF	9300005100	11/30/2012	(9.69)
53482300	AWWSC Gen Tax CAPX	CF	9300005101	11/30/2012	(128.64)
53482300	AWWSC Gen Tax CAPX	CF	9300005102	11/30/2012	(22.44)
53482300	AWWSC Gen Tax CAPX	CF	9300005105	11/30/2012	26.90
53482300	AWWSC Gen Tax CAPX	CF	9300005106	11/30/2012	2.42
53482300	AWWSC Gen Tax CAPX	CF	9300005107	11/30/2012	4.04
53482300	AWWSC Gen Tax CAPX	CF	9300005108	11/30/2012	0.34
53482300	AWWSC Gen Tax CAPX	CF	9300005109	11/30/2012	0.34
53482300	AWWSC Gen Tax CAPX	CF	9300005110	11/30/2012	0.34
53482300	AWWSC Gen Tax CAPX	CF	9300005111	11/30/2012	19.60
53482300	AWWSC Gen Tax CAPX	CF	9300005112	11/30/2012	15.88
53482300	AWWSC Gen Tax CAPX	CF	9300005113	11/30/2012	7.36
53482300	AWWSC Gen Tax CAPX	CF	9300005114	11/30/2012	7.94
53482300	AWWSC Gen Tax CAPX	CF	9300005115	11/30/2012	27.63
53482300	AWWSC Gen Tax CAPX	CF	9300005116	11/30/2012	15.78
53482300	AWWSC Gen Tax CAPX	CF	9300005117	11/30/2012	27.81
53482300	AWWSC Gen Tax CAPX	CF	9300005119	11/30/2012	15.82
53482300	AWWSC Gen Tax CAPX	CF	9300005120	11/30/2012	17.15
53482300	AWWSC Gen Tax CAPX	CF	9300005121	11/30/2012	17.10
53482300	AWWSC Gen Tax CAPX	CF	9300005122	11/30/2012	2.36
53482300	AWWSC Gen Tax CAPX	CF	9300005123	11/30/2012	3.86
53482300	AWWSC Gen Tax CAPX	CF	9300005124	11/30/2012	(0.65)
53482300	AWWSC Gen Tax CAPX	CF	9300005125	11/30/2012	101.63
53482300	AWWSC Gen Tax CAPX	CF	9300005127	11/30/2012	105.43
53482300	AWWSC Gen Tax CAPX	CF	9300005128	11/30/2012	50.51
53482300	AWWSC Gen Tax CAPX	CF	9300005129	11/30/2012	9.15
53482300	AWWSC Gen Tax CAPX	CF	9300005130	11/30/2012	9.17
53482300	AWWSC Gen Tax CAPX	CF	9300005131	11/30/2012	9.15
53482300	AWWSC Gen Tax CAPX	CF	9300005132	11/30/2012	2.23
53482300	AWWSC Gen Tax CAPX	CF	9300005133	11/30/2012	11.46
53482300	AWWSC Gen Tax CAPX	CF	9300005148	11/30/2012	(0.84)
53482300	AWWSC Gen Tax CAPX	CF	9300005154	11/30/2012	4.33
53482300	AWWSC Gen Tax CAPX	CF	9300005172	11/30/2012	3.30
53482300	AWWSC Gen Tax CAPX	CF	9300005173	11/30/2012	132.60
53482300	AWWSC Gen Tax CAPX	CF	9300005174	11/30/2012	21.45
53482300	AWWSC Gen Tax CAPX	CF	9300005175	11/30/2012	2.15
53482300	AWWSC Gen Tax CAPX	CF	9300005178	11/30/2012	337.42
53482300	AWWSC Gen Tax CAPX	CF	9300005180	11/30/2012	14.63
53482300	AWWSC Gen Tax CAPX	CF	9300005181	11/30/2012	0.03
53482300	AWWSC Gen Tax CAPX	CF	9300005184	11/30/2012	(0.14)
53482300	AWWSC Gen Tax CAPX	CF	9300005185	11/30/2012	26.32
53482300	AWWSC Gen Tax CAPX	CF	9300005189	11/30/2012	9.15
53482300	AWWSC Gen Tax CAPX	CF	9300005192	11/30/2012	9.15
53482300	AWWSC Gen Tax CAPX	CF	9300005193	11/30/2012	5.69
53482300	AWWSC Gen Tax CAPX	CF	9300005195	11/30/2012	9.93
53482300	AWWSC Gen Tax CAPX	CF	9300005196	11/30/2012	19.39
53482300	AWWSC Gen Tax CAPX	CF	9300005198	11/30/2012	5.78
53482300	AWWSC Gen Tax CAPX	CF	9300005200	11/30/2012	30.28
53482300	AWWSC Gen Tax CAPX	CF	9300005201	11/30/2012	18.00
53482300	AWWSC Gen Tax CAPX	CF	9300005202	11/30/2012	17.21
53482300	AWWSC Gen Tax CAPX	CF	9300005203	11/30/2012	1.83
53482300	AWWSC Gen Tax CAPX	CF	9300005204	11/30/2012	2.67
53482300	AWWSC Gen Tax CAPX	CF	9300005206	11/30/2012	10.04
53482300	AWWSC Gen Tax CAPX	CF	9300005207	11/30/2012	35.93
53482300	AWWSC Gen Tax CAPX	CF	9300005208	11/30/2012	23.63
53482300	AWWSC Gen Tax CAPX	CF	9300005215	11/30/2012	21.14
53482300	AWWSC Gen Tax CAPX	CF	9300005217	11/30/2012	0.03
53482300	AWWSC Gen Tax CAPX	CF	9300005218	11/30/2012	1.47
53482300	AWWSC Gen Tax CAPX	CF	9300005220	11/30/2012	(1.71)
53482300	AWWSC Gen Tax CAPX	CF	9300005222	11/30/2012	1.89
53482300	AWWSC Gen Tax CAPX	CF	9300005225	11/30/2012	0.30
53482300	AWWSC Gen Tax CAPX	CF	9300005229	11/30/2012	0.73
53482300	AWWSC Gen Tax CAPX	CF	9300005232	11/30/2012	0.49
53482300	AWWSC Gen Tax CAPX	CF	9300005235	11/30/2012	0.73

Kentucky American Water Company  
Case No. 2012-00520  
Response to PSC DR1, Item 31

Account	Description	Doc Type	Document Number	Posting Date	Amount
53482300	AWWSC Gen Tax CAPX	CF	9300005249	11/30/2012	(1.43)
53482300	AWWSC Gen Tax CAPX	CF	9300005250	11/30/2012	(2.43)
53482300	AWWSC Gen Tax CAPX	CF	9300005251	11/30/2012	2.25
53482300	AWWSC Gen Tax CAPX	CF	9300005252	11/30/2012	1.42
53482300	AWWSC Gen Tax CAPX	CF	9300005254	11/30/2012	15.00
53482300	AWWSC Gen Tax CAPX	CF	9300005255	11/30/2012	9.45
53482300	AWWSC Gen Tax CAPX	CF	9300005256	11/30/2012	18.51
53482300	AWWSC Gen Tax CAPX	CF	9300005261	11/30/2012	6.96
53482300	AWWSC Gen Tax CAPX	CF	9300005262	11/30/2012	(1.40)
53482300	AWWSC Gen Tax CAPX	CF	9300005263	11/30/2012	(41.45)
53482300	AWWSC Gen Tax CAPX	CF	9300005264	11/30/2012	(3.73)
53482300	AWWSC Gen Tax CAPX	CF	9300005265	11/30/2012	21.05
53482300	AWWSC Gen Tax CAPX	CF	9300005267	11/30/2012	7.32
53482300	AWWSC Gen Tax CAPX	CF	9300005272	11/30/2012	0.52
53482300	AWWSC Gen Tax CAPX	CF	9300005276	11/30/2012	0.51
53482300	AWWSC Gen Tax CAPX	CF	9300005277	11/30/2012	77.96
53482300	AWWSC Gen Tax CAPX	CF	9300005278	11/30/2012	20.74
53482300	AWWSC Gen Tax CAPX	CF	9300005282	11/30/2012	53.70
53482300	AWWSC Gen Tax CAPX	CF	9300005284	11/30/2012	5.42
53482300	AWWSC Gen Tax CAPX	CF	9300005285	11/30/2012	10.95
53482300	AWWSC Gen Tax CAPX	CF	9300005286	11/30/2012	11.96
53482300	AWWSC Gen Tax CAPX	CF	9300005288	11/30/2012	8.70
53482300	AWWSC Gen Tax CAPX	CF	9300005289	11/30/2012	0.48
53482300	AWWSC Gen Tax CAPX	CF	9300005290	11/30/2012	0.40
53482300	AWWSC Gen Tax CAPX	CF	9300005293	11/30/2012	0.72
53482300	AWWSC Gen Tax CAPX	CF	9300005296	11/30/2012	1.37
53482300	AWWSC Gen Tax CAPX	CF	9300005297	11/30/2012	1.28
53482300	AWWSC Gen Tax CAPX	CF	9300005298	11/30/2012	0.25
53482300	AWWSC Gen Tax CAPX	CF	9300005299	11/30/2012	(0.63)
53482300	AWWSC Gen Tax CAPX	CF	9300005300	11/30/2012	17.59
53482300	AWWSC Gen Tax CAPX	CF	9300005308	11/30/2012	14.29
53482300	AWWSC Gen Tax CAPX	CF	9300005311	11/30/2012	25.86
53482300	AWWSC Gen Tax CAPX	CF	9300005312	11/30/2012	1.93
53482300	AWWSC Gen Tax CAPX	CF	9300005315	11/30/2012	21.19
53482300	AWWSC Gen Tax CAPX	CF	9300005316	11/30/2012	0.92
53482300	AWWSC Gen Tax CAPX	CF	9300005319	11/30/2012	3.36
53482300	AWWSC Gen Tax CAPX	CF	9300005320	11/30/2012	(0.50)
53482300	AWWSC Gen Tax CAPX	CF	9300005323	11/30/2012	3.36
53482300	AWWSC Gen Tax CAPX	CF	9300005324	11/30/2012	(0.50)
53482300	AWWSC Gen Tax CAPX	CF	9300005327	11/30/2012	25.14
53482300	AWWSC Gen Tax CAPX	CF	9300005329	11/30/2012	(0.35)
53482300	AWWSC Gen Tax CAPX	CF	9300005330	11/30/2012	4.20
53482300	AWWSC Gen Tax CAPX	CF	9300005331	11/30/2012	4.44
53482300	AWWSC Gen Tax CAPX	CF	9300005332	11/30/2012	3.32
53482300	AWWSC Gen Tax CAPX	CF	9300005541	11/30/2012	(233.31)
53482300	AWWSC Gen Tax CAPX	CF	9300005542	11/30/2012	(120.82)
53482300	AWWSC Gen Tax CAPX	CF	9300005625	11/30/2012	0.22
53482300	AWWSC Gen Tax CAPX	CF	9300005627	11/30/2012	0.27
53482300	AWWSC Gen Tax CAPX	CF	9300005628	11/30/2012	0.57
53482300	AWWSC Gen Tax CAPX	CF	9300005628	11/30/2012	0.40
53482300	AWWSC Gen Tax CAPX	CF	9300005628	11/30/2012	(17.00)
53482300	AWWSC Gen Tax CAPX	CF	9300005629	11/30/2012	0.24
53482300	AWWSC Gen Tax CAPX	CF	9300005630	11/30/2012	(0.01)
53482300	AWWSC Gen Tax CAPX	CF	9300005630	11/30/2012	0.02
53482300	AWWSC Gen Tax CAPX	CF	9300005630	11/30/2012	0.14
53482300	AWWSC Gen Tax CAPX	CF	9300005631	11/30/2012	0.20
53482300	AWWSC Gen Tax CAPX	CF	9300005631	11/30/2012	0.01
53482300	AWWSC Gen Tax CAPX	CF	9300005632	11/30/2012	0.73
53482300	AWWSC Gen Tax CAPX	CF	9300005633	11/30/2012	0.72
53482300	AWWSC Gen Tax CAPX	CF	9300005634	11/30/2012	0.17
53482300	AWWSC Gen Tax CAPX	CF	9300005634	11/30/2012	0.18
53482300	AWWSC Gen Tax CAPX	CF	9300005635	11/30/2012	0.39
53482300	AWWSC Gen Tax CAPX	CF	9300005635	11/30/2012	1.33
53482300	AWWSC Gen Tax CAPX	CF	9300005636	11/30/2012	0.01
53482300	AWWSC Gen Tax CAPX	CF	9300005637	11/30/2012	0.01
53482300	AWWSC Gen Tax CAPX	CF	9300005637	11/30/2012	0.53
53482300	AWWSC Gen Tax CAPX	CF	9300005638	11/30/2012	0.11
53482300	AWWSC Gen Tax CAPX	CF	9300005639	11/30/2012	0.38
53482300	AWWSC Gen Tax CAPX	CF	9300005639	11/30/2012	0.01
53482300	AWWSC Gen Tax CAPX	CF	9300005639	11/30/2012	(0.02)
53482300	AWWSC Gen Tax CAPX	CF	9300005640	11/30/2012	0.70
53482300	AWWSC Gen Tax CAPX	CF	9300005640	11/30/2012	(0.01)
53482300	AWWSC Gen Tax CAPX	CF	9300005641	11/30/2012	0.09
53482300	AWWSC Gen Tax CAPX	CF	9300005641	11/30/2012	0.02
53482300	AWWSC Gen Tax CAPX	CF	9300005642	11/30/2012	0.01
53482300	AWWSC Gen Tax CAPX	CF	9300005642	11/30/2012	0.13
53482300	AWWSC Gen Tax CAPX	CF	9300005643	11/30/2012	0.02

Kentucky American Water Company  
Case No. 2012-00520  
Response to PSC DR1, Item 31

Account	Description	Doc Type	Document Number	Posting Date	Amount
53482300	AWWSC Gen Tax CAPX	CF	9300005644	11/30/2012	0.11
53482300	AWWSC Gen Tax CAPX	CF	9300005645	11/30/2012	6.84
53482300	AWWSC Gen Tax CAPX	CF	9300005646	11/30/2012	0.41
53482300	AWWSC Gen Tax CAPX	CF	9300005646	11/30/2012	0.09
53482300	AWWSC Gen Tax CAPX	CF	9300005647	11/30/2012	32.94
53482300	AWWSC Gen Tax CAPX	CF	9300005647	11/30/2012	7.00
53482300	AWWSC Gen Tax CAPX	CF	9300005648	11/30/2012	(19.95)
53482300	AWWSC Gen Tax CAPX	CF	9300005649	11/30/2012	11.76
53482300	AWWSC Gen Tax CAPX	CF	9300005650	11/30/2012	0.01
53482300	AWWSC Gen Tax CAPX	CF	9300005651	11/30/2012	0.09
53482300	AWWSC Gen Tax CAPX	CF	9300005651	11/30/2012	0.05
53482300	AWWSC Gen Tax CAPX	CF	9300005651	11/30/2012	0.44
53482300	AWWSC Gen Tax CAPX	CF	9300005651	11/30/2012	0.01
53482300	AWWSC Gen Tax CAPX	CF	9300005652	11/30/2012	0.22
53482300	AWWSC Gen Tax CAPX	CF	9300005652	11/30/2012	0.16
53482300	AWWSC Gen Tax CAPX	CF	9300005652	11/30/2012	0.22
53482300	AWWSC Gen Tax CAPX	CF	9300005653	11/30/2012	0.01
53482300	AWWSC Gen Tax CAPX	CF	9300005653	11/30/2012	0.21
53482300	AWWSC Gen Tax CAPX	CF	9300005654	11/30/2012	0.01
53482300	AWWSC Gen Tax CAPX	CF	9300005655	11/30/2012	0.04
53482300	AWWSC Gen Tax CAPX	CF	9300005655	11/30/2012	0.07
53482300	AWWSC Gen Tax CAPX	CF	9300005655	11/30/2012	(0.46)
53482300	AWWSC Gen Tax CAPX	CF	9300005659	11/30/2012	(0.05)
53482300	AWWSC Gen Tax CAPX	CF	9300005660	11/30/2012	(0.02)
53482300	AWWSC Gen Tax CAPX	CF	9300005661	11/30/2012	(0.01)
53482300	AWWSC Gen Tax CAPX	CF	9300005661	11/30/2012	(0.03)
53482300	AWWSC Gen Tax CAPX	CF	9300005662	11/30/2012	0.01
53482300	AWWSC Gen Tax CAPX	CF	9300005662	11/30/2012	(0.03)
53482300	AWWSC Gen Tax CAPX	CF	9300005664	11/30/2012	0.04
53482300	AWWSC Gen Tax CAPX	CF	9300005665	11/30/2012	0.02
53482300	AWWSC Gen Tax CAPX	CF	9300005671	11/30/2012	23.38
53482300	AWWSC Gen Tax CAPX	CF	9300005682	11/30/2012	16.41
53482300	AWWSC Gen Tax CAPX	CF	9300005690	11/30/2012	9.47
53482300	AWWSC Gen Tax CAPX	CF	9300005706	11/30/2012	23.40
53482300	AWWSC Gen Tax CAPX	CF	9300005715	11/30/2012	84.92
53482300	AWWSC Gen Tax CAPX	CF	9300005716	11/30/2012	42.45
53482300	AWWSC Gen Tax CAPX	CF	9300005721	11/30/2012	0.15
53482300	AWWSC Gen Tax CAPX	CF	9300005722	11/30/2012	20.61
53482300	AWWSC Gen Tax CAPX	CF	9300005724	11/30/2012	3.43
53482300	AWWSC Gen Tax CAPX	CF	9300005729	11/30/2012	1.94
53482300	AWWSC Gen Tax CAPX	CF	9300005729	11/30/2012	(16.96)
53482300	AWWSC Gen Tax CAPX	CF	9300005730	11/30/2012	0.05
53482300	AWWSC Gen Tax CAPX	CF	9300005731	11/30/2012	1.49
53482300	AWWSC Gen Tax CAPX	CF	9300005731	11/30/2012	(3.45)
53482300	AWWSC Gen Tax CAPX	CF	9300005732	11/30/2012	(0.24)
53482300	AWWSC Gen Tax CAPX	CF	9300005733	11/30/2012	115.18
53482300	AWWSC Gen Tax CAPX	CF	9300005734	11/30/2012	8.19
53482300	AWWSC Gen Tax CAPX	CF	9300005734	11/30/2012	5.74
53482300	AWWSC Gen Tax CAPX	CF	9300005735	11/30/2012	(0.06)
53482300	AWWSC Gen Tax CAPX	CF	9300005735	11/30/2012	0.02
53482300	AWWSC Gen Tax CAPX	CF	9300005737	11/30/2012	(0.12)
53482300	AWWSC Gen Tax CAPX	CF	9300005737	11/30/2012	0.01
53482300	AWWSC Gen Tax CAPX	UT	9300005765	11/30/2012	151.08
53482300	AWWSC Gen Tax CAPX	UT	9300005764	11/30/2012	(705.52)
53482300	AWWSC Gen Tax CAPX	UT	9300005764	11/30/2012	(141.07)
53482300	AWWSC Gen Tax CAPX	UZ	2000000576	11/30/2012	354.13
53482300	AWWSC Gen Tax CAPX	UZ	2000000576	11/30/2012	(1.85)
53482300	AWWSC Gen Tax CAPX	UZ	2000000578	11/30/2012	(1.94)
53482300	AWWSC Gen Tax CAPX	UZ	2000000576	11/30/2012	(4.90)
53482300	AWWSC Gen Tax CAPX	UZ	2000000580	11/30/2012	(15.44)
53482300	AWWSC Gen Tax CAPX	UZ	2000000576	11/30/2012	(1.29)
53482300	AWWSC Gen Tax CAPX	UZ	2000000578	11/30/2012	(0.97)
53482300	AWWSC Gen Tax CAPX	UZ	2000000575	11/30/2012	(0.82)
53482300	AWWSC Gen Tax CAPX	UZ	2000000576	11/30/2012	0.63
53482300	AWWSC Gen Tax CAPX	UZ	2000000576	11/30/2012	(19.32)
53482300	AWWSC Gen Tax CAPX	UZ	2000000576	11/30/2012	(61.74)
53482300	AWWSC Gen Tax CAPX	UZ	2000000575	11/30/2012	(108.40)
53482300	AWWSC Gen Tax CAPX	UZ	2000000575	11/30/2012	(11.48)
53482300	AWWSC Gen Tax CAPX	UZ	2000000575	11/30/2012	(32.05)
53482300	AWWSC Gen Tax CAPX	UZ	2000000578	11/30/2012	(0.52)
53482300	AWWSC Gen Tax CAPX	UZ	2000000576	11/30/2012	(22.84)
53482300	AWWSC Gen Tax CAPX	UZ	2000000578	11/30/2012	0.03
53482300	AWWSC Gen Tax CAPX	UZ	2000000576	11/30/2012	1.85
53482300	AWWSC Gen Tax CAPX	UZ	2000000578	11/30/2012	(7.92)
53482300	AWWSC Gen Tax CAPX	UZ	2000000578	11/30/2012	3.73
53482300	AWWSC Gen Tax CAPX	UZ	2000000576	11/30/2012	41.45
53482300	AWWSC Gen Tax CAPX	UZ	2000000578	11/30/2012	(6.96)

Kentucky American Water Company  
Case No. 2012-00520  
Response to PSC DR1, Item 31

Account	Description	Doc Type	Document Number	Posting Date	Amount
53482300	AWWSC Gen Tax CAPX	UZ	200000580	11/30/2012	1.40
53482300	AWWSC Gen Tax CAPX	UZ	200000578	11/30/2012	(20.24)
53482300	AWWSC Gen Tax CAPX	UZ	200000578	11/30/2012	(9.45)
53482300	AWWSC Gen Tax CAPX	UZ	200000575	11/30/2012	(21.89)
53482300	AWWSC Gen Tax CAPX	UZ	200000576	11/30/2012	(1.99)
53482300	AWWSC Gen Tax CAPX	UZ	200000578	11/30/2012	(3.40)
53482300	AWWSC Gen Tax CAPX	UZ	200000578	11/30/2012	2.43
53482300	AWWSC Gen Tax CAPX	UZ	200000575	11/30/2012	1.43
53482300	AWWSC Gen Tax CAPX	UZ	200000576	11/30/2012	(0.73)
53482300	AWWSC Gen Tax CAPX	UZ	200000575	11/30/2012	(0.49)
53482300	AWWSC Gen Tax CAPX	UZ	200000576	11/30/2012	(0.73)
53482300	AWWSC Gen Tax CAPX	UZ	200000578	11/30/2012	(0.30)
53482300	AWWSC Gen Tax CAPX	UZ	200000576	11/30/2012	(1.89)
53482300	AWWSC Gen Tax CAPX	UZ	200000575	11/30/2012	1.71
53482300	AWWSC Gen Tax CAPX	UZ	200000576	11/30/2012	(3.33)
53482300	AWWSC Gen Tax CAPX	UZ	200000580	11/30/2012	(0.03)
53482300	AWWSC Gen Tax CAPX	UZ	200000576	11/30/2012	(22.87)
53482300	AWWSC Gen Tax CAPX	UZ	200000578	11/30/2012	(25.93)
53482300	AWWSC Gen Tax CAPX	UZ	200000578	11/30/2012	(41.69)
53482300	AWWSC Gen Tax CAPX	UZ	200000580	11/30/2012	(11.19)
53482300	AWWSC Gen Tax CAPX	UZ	200000578	11/30/2012	(2.67)
53482300	AWWSC Gen Tax CAPX	UZ	200000578	11/30/2012	(1.83)
53482300	AWWSC Gen Tax CAPX	UZ	200000580	11/30/2012	(18.94)
53482300	AWWSC Gen Tax CAPX	UZ	200000576	11/30/2012	(19.73)
53482300	AWWSC Gen Tax CAPX	UZ	200000576	11/30/2012	0.60
53482300	AWWSC Gen Tax CAPX	UZ	200000576	11/30/2012	(40.86)
53482300	AWWSC Gen Tax CAPX	UZ	200000576	11/30/2012	(24.57)
53482300	AWWSC Gen Tax CAPX	UZ	200000575	11/30/2012	(11.66)
53482300	AWWSC Gen Tax CAPX	UZ	200000575	11/30/2012	(6.84)
53482300	AWWSC Gen Tax CAPX	UZ	200000575	11/30/2012	(10.88)
53482300	AWWSC Gen Tax CAPX	UZ	200000580	11/30/2012	(10.88)
53482300	AWWSC Gen Tax CAPX	UZ	200000575	11/30/2012	0.14
53482300	AWWSC Gen Tax CAPX	UZ	200000578	11/30/2012	(34.36)
53482300	AWWSC Gen Tax CAPX	UZ	200000580	11/30/2012	(17.53)
53482300	AWWSC Gen Tax CAPX	UZ	200000575	11/30/2012	0.18
53482300	AWWSC Gen Tax CAPX	UZ	200000576	11/30/2012	(372.93)
53482300	AWWSC Gen Tax CAPX	UZ	200000578	11/30/2012	(178.76)
53482300	AWWSC Gen Tax CAPX	UZ	200000580	11/30/2012	(8.48)
53482300	AWWSC Gen Tax CAPX	UZ	200000576	11/30/2012	0.84
53482300	AWWSC Gen Tax CAPX	UZ	200000578	11/30/2012	(3.57)
53482300	AWWSC Gen Tax CAPX	UZ	200000578	11/30/2012	(19.27)
53482300	AWWSC Gen Tax CAPX	UZ	200000576	11/30/2012	(5.77)
53482300	AWWSC Gen Tax CAPX	UZ	200000576	11/30/2012	(2.23)
53482300	AWWSC Gen Tax CAPX	UZ	200000578	11/30/2012	(10.88)
53482300	AWWSC Gen Tax CAPX	UZ	200000580	11/30/2012	(10.90)
53482300	AWWSC Gen Tax CAPX	UZ	200000576	11/30/2012	(10.88)
53482300	AWWSC Gen Tax CAPX	UZ	200000580	11/30/2012	(50.51)
53482300	AWWSC Gen Tax CAPX	UZ	200000576	11/30/2012	(121.53)
53482300	AWWSC Gen Tax CAPX	UZ	200000580	11/30/2012	(113.70)
53482300	AWWSC Gen Tax CAPX	UZ	200000576	11/30/2012	(1.15)
53482300	AWWSC Gen Tax CAPX	UZ	200000578	11/30/2012	0.65
53482300	AWWSC Gen Tax CAPX	UZ	200000578	11/30/2012	(5.01)
53482300	AWWSC Gen Tax CAPX	UZ	200000580	11/30/2012	(3.51)
53482300	AWWSC Gen Tax CAPX	UZ	200000580	11/30/2012	(30.68)
53482300	AWWSC Gen Tax CAPX	UZ	200000576	11/30/2012	(17.51)
53482300	AWWSC Gen Tax CAPX	UZ	200000578	11/30/2012	(30.50)
53482300	AWWSC Gen Tax CAPX	UZ	200000576	11/30/2012	(20.55)
53482300	AWWSC Gen Tax CAPX	UZ	200000576	11/30/2012	(9.09)
53482300	AWWSC Gen Tax CAPX	UZ	200000576	11/30/2012	(7.93)
53482300	AWWSC Gen Tax CAPX	UZ	200000576	11/30/2012	(17.61)
53482300	AWWSC Gen Tax CAPX	UZ	200000575	11/30/2012	(21.33)
53482300	AWWSC Gen Tax CAPX	UZ	200000576	11/30/2012	(0.34)
53482300	AWWSC Gen Tax CAPX	UZ	200000576	11/30/2012	(0.34)
53482300	AWWSC Gen Tax CAPX	UZ	200000576	11/30/2012	(0.34)
53482300	AWWSC Gen Tax CAPX	UZ	200000580	11/30/2012	(3.89)
53482300	AWWSC Gen Tax CAPX	UZ	200000580	11/30/2012	(12.61)
53482300	AWWSC Gen Tax CAPX	UZ	200000576	11/30/2012	(20.60)
53482300	AWWSC Gen Tax CAPX	UZ	200000578	11/30/2012	(30.35)
53482300	AWWSC Gen Tax CAPX	UZ	200000578	11/30/2012	(6.74)
53482300	AWWSC Gen Tax CAPX	UZ	200000576	11/30/2012	(5.93)
53482300	AWWSC Gen Tax CAPX	UZ	200000576	11/30/2012	(27.44)
53482300	AWWSC Gen Tax CAPX	UZ	200000578	11/30/2012	0.35
53482300	AWWSC Gen Tax CAPX	UZ	200000576	11/30/2012	(3.36)
53482300	AWWSC Gen Tax CAPX	UZ	200000578	11/30/2012	0.50
53482300	AWWSC Gen Tax CAPX	UZ	200000576	11/30/2012	0.50
53482300	AWWSC Gen Tax CAPX	UZ	200000578	11/30/2012	(3.36)
53482300	AWWSC Gen Tax CAPX	UZ	200000576	11/30/2012	(24.41)

Kentucky American Water Company  
Case No. 2012-00520  
Response to PSC DR1, Item 31

Account	Description	Doc Type	Document Number	Posting Date	Amount
53482300	AWWSC Gen Tax CAPX	UZ	200000575	11/30/2012	(30.66)
53482400	AWWSC Interest CAPX	CF	9300005628	11/30/2012	18.94
53482400	AWWSC Interest CAPX	CF	9300005628	11/30/2012	(1.04)
53482400	AWWSC Interest CAPX	CF	9300005636	11/30/2012	0.01
53482400	AWWSC Interest CAPX	CF	9300005640	11/30/2012	4.17
53482400	AWWSC Interest CAPX	CF	9300005646	11/30/2012	98.14
53482400	AWWSC Interest CAPX	CF	9300005647	11/30/2012	1.19
53482400	AWWSC Interest CAPX	CF	9300005647	11/30/2012	1.19
53482400	AWWSC Interest CAPX	CF	9300005649	11/30/2012	5.78
53482400	AWWSC Interest CAPX	CF	9300005651	11/30/2012	6.56
53482400	AWWSC Interest CAPX	CF	9300005652	11/30/2012	0.02
53482400	AWWSC Interest CAPX	CF	9300005653	11/30/2012	0.54
53482400	AWWSC Interest CAPX	CF	9300005654	11/30/2012	0.49
53482400	AWWSC Interest CAPX	CF	9300005656	11/30/2012	1.12
53482400	AWWSC Interest CAPX	CF	9300005658	11/30/2012	0.01
53482400	AWWSC Interest CAPX	CF	9300005703	11/30/2012	644.28
53482400	AWWSC Interest CAPX	CF	9300005713	11/30/2012	8.28
53482400	AWWSC Interest CAPX	CF	9300005733	11/30/2012	37.83
53482400	AWWSC Interest CAPX	CF	9300005736	11/30/2012	0.07
53482400	AWWSC Interest CAPX	UT	9300005764	11/30/2012	(160.48)
53482400	AWWSC Interest CAPX	UZ	200000578	11/30/2012	(1.67)
53482400	AWWSC Interest CAPX	UZ	200000575	11/30/2012	(1.67)
53482400	AWWSC Interest CAPX	UZ	200000580	11/30/2012	(1.67)
53482400	AWWSC Interest CAPX	UZ	200000580	11/30/2012	(3.34)
53482400	AWWSC Interest CAPX	UZ	200000580	11/30/2012	(1.67)
53482400	AWWSC Interest CAPX	UZ	200000576	11/30/2012	(1.67)
53482400	AWWSC Interest CAPX	UZ	200000575	11/30/2012	(1.67)
53482400	AWWSC Interest CAPX	UZ	200000580	11/30/2012	(5.02)
53482400	AWWSC Interest CAPX	UZ	200000580	11/30/2012	(23.43)
53482400	AWWSC Interest CAPX	UZ	200000578	11/30/2012	(26.77)
53482400	AWWSC Interest CAPX	UZ	200000576	11/30/2012	(6.70)
53482400	AWWSC Interest CAPX	UZ	200000580	11/30/2012	(13.82)
53482400	AWWSC Interest CAPX	UZ	200000580	11/30/2012	(3.52)
53482400	AWWSC Interest CAPX	UZ	200000578	11/30/2012	0.11
53482400	AWWSC Interest CAPX	UZ	200000580	11/30/2012	(2.06)
53482400	AWWSC Interest CAPX	UZ	200000576	11/30/2012	(5.02)
53482400	AWWSC Interest CAPX	UZ	200000578	11/30/2012	(20.08)
53482400	AWWSC Interest CAPX	UZ	200000578	11/30/2012	(1.67)
53482400	AWWSC Interest CAPX	UZ	200000578	11/30/2012	(3.34)
53482400	AWWSC Interest CAPX	UZ	200000578	11/30/2012	(5.28)
53482400	AWWSC Interest CAPX	UZ	200000578	11/30/2012	(5.02)
53482400	AWWSC Interest CAPX	UZ	200000580	11/30/2012	(6.70)
53482400	AWWSC Interest CAPX	UZ	200000576	11/30/2012	(16.73)
53482400	AWWSC Interest CAPX	UZ	200000576	11/30/2012	(3.34)
53482400	AWWSC Interest CAPX	UZ	200000576	11/30/2012	(5.02)
53482400	AWWSC Interest CAPX	UZ	200000576	11/30/2012	(5.02)
53482400	AWWSC Interest CAPX	UZ	200000575	11/30/2012	(5.02)
53482400	AWWSC Interest CAPX	UZ	200000576	11/30/2012	(15.01)
53482400	AWWSC Interest CAPX	UZ	200000580	11/30/2012	(15.06)
53482400	AWWSC Interest CAPX	UZ	200000578	11/30/2012	(5.02)
53482400	AWWSC Interest CAPX	UZ	200000580	11/30/2012	(3.34)
53482400	AWWSC Interest CAPX	UZ	200000578	11/30/2012	(5.02)
53482400	AWWSC Interest CAPX	UZ	200000576	11/30/2012	(5.02)
53482400	AWWSC Interest CAPX	UZ	200000575	11/30/2012	(23.43)
53482400	AWWSC Interest CAPX	UZ	200000578	11/30/2012	(8.37)
53482400	AWWSC Interest CAPX	UZ	200000575	11/30/2012	(97.13)
53482400	AWWSC Interest CAPX	UZ	200000578	11/30/2012	(71.95)
53482400	AWWSC Interest CAPX	UZ	200000578	11/30/2012	(15.06)
53482400	AWWSC Interest CAPX	UZ	200000578	11/30/2012	(3.34)
53482400	AWWSC Interest CAPX	UZ	200000580	11/30/2012	(10.04)
53482400	AWWSC Interest CAPX	UZ	200000578	11/30/2012	(5.02)
53482400	AWWSC Interest CAPX	UZ	200000576	11/30/2012	(5.02)
53482400	AWWSC Interest CAPX	UZ	200000576	11/30/2012	(5.02)
53482400	AWWSC Interest CAPX	UZ	200000578	11/30/2012	(5.02)
53482400	AWWSC Interest CAPX	UZ	200000578	11/30/2012	(5.02)
53482400	AWWSC Interest CAPX	UZ	200000578	11/30/2012	(46.85)
53482400	AWWSC Interest CAPX	UZ	200000580	11/30/2012	(35.14)
53482400	AWWSC Interest CAPX	UZ	200000580	11/30/2012	(3.34)
53482400	AWWSC Interest CAPX	UZ	200000578	11/30/2012	(3.34)
53482400	AWWSC Interest CAPX	UZ	200000576	11/30/2012	(3.34)
53482400	AWWSC Interest CAPX	UZ	200000578	11/30/2012	(8.37)
53482400	AWWSC Interest CAPX	UZ	200000578	11/30/2012	(5.02)
53482400	AWWSC Interest CAPX	UZ	200000580	11/30/2012	(8.37)
53482400	AWWSC Interest CAPX	UZ	200000580	11/30/2012	(10.04)
53482400	AWWSC Interest CAPX	UZ	200000575	11/30/2012	(3.34)
53482400	AWWSC Interest CAPX	UZ	200000575	11/30/2012	(1.67)
53482400	AWWSC Interest CAPX	UZ	200000576	11/30/2012	(5.02)
53482400	AWWSC Interest CAPX	UZ	200000576	11/30/2012	(5.02)
53482400	AWWSC Interest CAPX	UZ	200000578	11/30/2012	(1.67)



Kentucky American Water Company  
Case No. 2012-00520  
Response to PSC DR1, Item 31

Account	Description	Doc Type	Document Number	Posting Date	Amount
53482400	AWWSC Interest CAPX	UZ	200000578	11/30/2012	(3.34)
53482400	AWWSC Interest CAPX	UZ	200000576	11/30/2012	(10.04)
53482400	AWWSC Interest CAPX	UZ	200000575	11/30/2012	(10.04)
53482400	AWWSC Interest CAPX	UZ	200000576	11/30/2012	(6.70)
53482400	AWWSC Interest CAPX	UZ	200000578	11/30/2012	(5.02)
53482400	AWWSC Interest CAPX	UZ	200000578	11/30/2012	(6.70)
53482400	AWWSC Interest CAPX	UZ	200000575	11/30/2012	(6.70)
53482400	AWWSC Interest CAPX	UZ	200000576	11/30/2012	(8.37)
53482500	AWWSC Oth Inc CAPX	CF	9300005625	11/30/2012	(1.13)
53482500	AWWSC Oth Inc CAPX	CF	9300005625	11/30/2012	(14.16)
53482500	AWWSC Oth Inc CAPX	CF	9300005626	11/30/2012	(2.49)
53482500	AWWSC Oth Inc CAPX	CF	9300005629	11/30/2012	(0.63)
53482500	AWWSC Oth Inc CAPX	CF	9300005629	11/30/2012	(0.52)
53482500	AWWSC Oth Inc CAPX	CF	9300005630	11/30/2012	(0.73)
53482500	AWWSC Oth Inc CAPX	CF	9300005630	11/30/2012	(1.38)
53482500	AWWSC Oth Inc CAPX	CF	9300005630	11/30/2012	(0.06)
53482500	AWWSC Oth Inc CAPX	CF	9300005631	11/30/2012	(1.08)
53482500	AWWSC Oth Inc CAPX	CF	9300005632	11/30/2012	(0.39)
53482500	AWWSC Oth Inc CAPX	CF	9300005633	11/30/2012	(0.08)
53482500	AWWSC Oth Inc CAPX	CF	9300005634	11/30/2012	(0.75)
53482500	AWWSC Oth Inc CAPX	CF	9300005634	11/30/2012	(0.18)
53482500	AWWSC Oth Inc CAPX	CF	9300005635	11/30/2012	(0.05)
53482500	AWWSC Oth Inc CAPX	CF	9300005636	11/30/2012	(0.01)
53482500	AWWSC Oth Inc CAPX	CF	9300005641	11/30/2012	(0.03)
53482500	AWWSC Oth Inc CAPX	CF	9300005642	11/30/2012	(0.28)
53482500	AWWSC Oth Inc CAPX	CF	9300005642	11/30/2012	(0.17)
53482500	AWWSC Oth Inc CAPX	CF	9300005644	11/30/2012	(0.07)
53482500	AWWSC Oth Inc CAPX	CF	9300005649	11/30/2012	(25.70)
53482500	AWWSC Oth Inc CAPX	CF	9300005655	11/30/2012	(0.51)
53482500	AWWSC Oth Inc CAPX	CF	9300005670	11/30/2012	(35.60)
53482500	AWWSC Oth Inc CAPX	CF	9300005714	11/30/2012	(2.61)
53482500	AWWSC Oth Inc CAPX	CF	9300005723	11/30/2012	(199.64)
53482500	AWWSC Oth Inc CAPX	CF	9300005730	11/30/2012	0.02
53482500	AWWSC Oth Inc CAPX	CF	9300005733	11/30/2012	(48.30)
53482500	AWWSC Oth Inc CAPX	CF	9300005734	11/30/2012	3.21
53482500	AWWSC Oth Inc CAPX	CF	9300005737	11/30/2012	(0.03)
53482500	AWWSC Oth Inc CAPX	CF	9300005737	11/30/2012	(0.03)
53482500	AWWSC Oth Inc CAPX	UT	9300005764	11/30/2012	91.90
53482500	AWWSC Oth Inc CAPX	UZ	200000576	11/30/2012	0.61
53482500	AWWSC Oth Inc CAPX	UZ	200000578	11/30/2012	0.61
53482500	AWWSC Oth Inc CAPX	UZ	200000580	11/30/2012	0.61
53482500	AWWSC Oth Inc CAPX	UZ	200000576	11/30/2012	1.21
53482500	AWWSC Oth Inc CAPX	UZ	200000578	11/30/2012	0.61
53482500	AWWSC Oth Inc CAPX	UZ	200000578	11/30/2012	0.61
53482500	AWWSC Oth Inc CAPX	UZ	200000576	11/30/2012	0.61
53482500	AWWSC Oth Inc CAPX	UZ	200000576	11/30/2012	1.83
53482500	AWWSC Oth Inc CAPX	UZ	200000580	11/30/2012	8.53
53482500	AWWSC Oth Inc CAPX	UZ	200000580	11/30/2012	9.76
53482500	AWWSC Oth Inc CAPX	UZ	200000580	11/30/2012	2.45
53482500	AWWSC Oth Inc CAPX	UZ	200000580	11/30/2012	2.45
53482500	AWWSC Oth Inc CAPX	UZ	200000575	11/30/2012	0.46
53482500	AWWSC Oth Inc CAPX	UZ	200000576	11/30/2012	2.57
53482500	AWWSC Oth Inc CAPX	UZ	200000578	11/30/2012	1.83
53482500	AWWSC Oth Inc CAPX	UZ	200000578	11/30/2012	7.32
53482500	AWWSC Oth Inc CAPX	UZ	200000578	11/30/2012	0.61
53482500	AWWSC Oth Inc CAPX	UZ	200000576	11/30/2012	1.21
53482500	AWWSC Oth Inc CAPX	UZ	200000576	11/30/2012	1.86
53482500	AWWSC Oth Inc CAPX	UZ	200000580	11/30/2012	1.83
53482500	AWWSC Oth Inc CAPX	UZ	200000576	11/30/2012	2.45
53482500	AWWSC Oth Inc CAPX	UZ	200000580	11/30/2012	6.11
53482500	AWWSC Oth Inc CAPX	UZ	200000576	11/30/2012	1.21
53482500	AWWSC Oth Inc CAPX	UZ	200000576	11/30/2012	1.83
53482500	AWWSC Oth Inc CAPX	UZ	200000578	11/30/2012	1.83
53482500	AWWSC Oth Inc CAPX	UZ	200000575	11/30/2012	5.38
53482500	AWWSC Oth Inc CAPX	UZ	200000578	11/30/2012	5.49
53482500	AWWSC Oth Inc CAPX	UZ	200000578	11/30/2012	1.83
53482500	AWWSC Oth Inc CAPX	UZ	200000578	11/30/2012	1.21
53482500	AWWSC Oth Inc CAPX	UZ	200000580	11/30/2012	1.83
53482500	AWWSC Oth Inc CAPX	UZ	200000578	11/30/2012	1.83
53482500	AWWSC Oth Inc CAPX	UZ	200000578	11/30/2012	8.53
53482500	AWWSC Oth Inc CAPX	UZ	200000575	11/30/2012	3.05
53482500	AWWSC Oth Inc CAPX	UZ	200000580	11/30/2012	35.44
53482500	AWWSC Oth Inc CAPX	UZ	200000578	11/30/2012	26.24
53482500	AWWSC Oth Inc CAPX	UZ	200000578	11/30/2012	5.49
53482500	AWWSC Oth Inc CAPX	UZ	200000576	11/30/2012	1.21
53482500	AWWSC Oth Inc CAPX	UZ	200000580	11/30/2012	3.66
53482500	AWWSC Oth Inc CAPX	UZ	200000578	11/30/2012	1.83

Kentucky American Water Company  
Case No. 2012-00520  
Response to PSC DR1, Item 31

Account	Description	Doc Type	Document Number	Posting Date	Amount
53482500	AWWSC Oth Inc CAPX	UZ	200000578	11/30/2012	1.83
53482500	AWWSC Oth Inc CAPX	UZ	200000576	11/30/2012	1.83
53482500	AWWSC Oth Inc CAPX	UZ	200000580	11/30/2012	1.83
53482500	AWWSC Oth Inc CAPX	UZ	200000578	11/30/2012	17.08
53482500	AWWSC Oth Inc CAPX	UZ	200000580	11/30/2012	12.81
53482500	AWWSC Oth Inc CAPX	UZ	200000576	11/30/2012	1.21
53482500	AWWSC Oth Inc CAPX	UZ	200000576	11/30/2012	1.21
53482500	AWWSC Oth Inc CAPX	UZ	200000580	11/30/2012	1.21
53482500	AWWSC Oth Inc CAPX	UZ	200000576	11/30/2012	3.05
53482500	AWWSC Oth Inc CAPX	UZ	200000578	11/30/2012	1.83
53482500	AWWSC Oth Inc CAPX	UZ	200000578	11/30/2012	3.05
53482500	AWWSC Oth Inc CAPX	UZ	200000575	11/30/2012	3.66
53482500	AWWSC Oth Inc CAPX	UZ	200000580	11/30/2012	1.21
53482500	AWWSC Oth Inc CAPX	UZ	200000578	11/30/2012	0.61
53482500	AWWSC Oth Inc CAPX	UZ	200000578	11/30/2012	1.83
53482500	AWWSC Oth Inc CAPX	UZ	200000576	11/30/2012	1.83
53482500	AWWSC Oth Inc CAPX	UZ	200000575	11/30/2012	0.61
53482500	AWWSC Oth Inc CAPX	UZ	200000580	11/30/2012	1.21
53482500	AWWSC Oth Inc CAPX	UZ	200000576	11/30/2012	3.66
53482500	AWWSC Oth Inc CAPX	UZ	200000578	11/30/2012	3.66
53482500	AWWSC Oth Inc CAPX	UZ	200000576	11/30/2012	2.45
53482500	AWWSC Oth Inc CAPX	UZ	200000580	11/30/2012	1.83
53482500	AWWSC Oth Inc CAPX	UZ	200000575	11/30/2012	2.45
53482500	AWWSC Oth Inc CAPX	UZ	200000578	11/30/2012	2.45
53482500	AWWSC Oth Inc CAPX	UZ	200000578	11/30/2012	3.05
53482600	AWWSC Inc Tax CAPX	CF	930005628	11/30/2012	(54.58)
53482600	AWWSC Inc Tax CAPX	UT	930005764	11/30/2012	48.65
53482600	AWWSC Inc Tax CAPX	UZ	200000578	11/30/2012	5.93
54140000	Rents-Equip	SV	100002018	11/30/2012	496.95
54140000	Rents-Equip	SV	100002018	11/30/2012	595.26
54140000	Rents-Equip	SV	100002018	11/30/2012	1,299.21
54140000	Rents-Equip	SV	100002018	11/30/2012	134.99
54140000	Rents-Equip	SV	100002018	11/30/2012	1,082.60
54140000	Rents-Equip	SV	100002018	11/30/2012	692.48
54140000	Rents-Equip	WE	5000003393	11/30/2012	1.06
54140000	Rents-Equip	WE	5000003394	11/30/2012	1.06
54140000	Rents-Equip	WE	5000003396	11/30/2012	193.98
54140000	Rents-Equip	WE	5000003398	11/30/2012	(1.06)
54140000	Rents-Equip	WE	5000003399	11/30/2012	907.36
54140000	Rents-Equip	WE	5000003401	11/30/2012	(1.06)
54140000	Rents-Equip	WE	5000003403	11/30/2012	309.52
54140000	Rents-Equip	WE	5000003410	11/30/2012	463.22
54140000	Rents-Equip	WE	5000003416	11/30/2012	147.34
54140000	Rents-Equip	WE	5000003417	11/30/2012	93.28
54140000	Rents-Equip	WE	5000003420	11/30/2012	(93.28)
54140000	Rents-Equip	WE	5000003421	11/30/2012	93.28
54140000	Rents-Equip	WE	5000003422	11/30/2012	813.02
54140000	Rents-Equip	WE	5000003423	11/30/2012	195.04
54140000	Rents-Equip	WE	5000003424	11/30/2012	(195.04)
54140000	Rents-Equip	WE	5000003425	11/30/2012	195.04
54140000	Rents-Equip	WE	5000003426	11/30/2012	(813.02)
54140000	Rents-Equip	WE	5000003427	11/30/2012	813.02
54140000	Rents-Equip	WE	5000003428	11/30/2012	15.90
54140000	Rents-Equip	WE	5000003429	11/30/2012	195.04
54140000	Rents-Equip	WE	5000003430	11/30/2012	117.65
54140000	Rents-Equip	WE	5000003431	11/30/2012	(117.65)
54140000	Rents-Equip	WE	5000003432	11/30/2012	117.66
54140000	Rents-Equip	KR	5000003441	11/30/2012	18.71
54140000	Rents-Equip	ZI	9000000265	11/30/2012	1,113.00
54140000	Rents-Equip	CS	9300004948	11/30/2012	(1,113.00)
54140000	Rents-Equip	CS	9300004356	11/30/2012	(210.28)
54140000	Rents-Equip	CS	9300004798	11/30/2012	(907.36)
54140000	Rents-Equip	CS	9300005781	11/30/2012	(496.95)
54140000	Rents-Equip	CS	9300004377	11/30/2012	(864.37)
54140000	Rents-Equip	CS	9300004821	11/30/2012	(667.80)
54140000	Rents-Equip	CS	9300005786	11/30/2012	(1,677.86)
54140000	Rents-Equip	CS	9300004855	11/30/2012	(585.12)
54140000	Rents-Equip	CS	9300005795	11/30/2012	(1,299.21)
54140000	Rents-Equip	CS	9300004869	11/30/2012	(1,276.24)
54140000	Rents-Equip	CS	9300005799	11/30/2012	(827.47)
54140000	Rents-Equip	CS	9300004805	11/30/2012	(15.90)
54140000	Rents-Equip	CS	9300004850	11/30/2012	(18.71)
54140013	Rents-Equip WT	CS	9300004948	11/30/2012	1,113.00
54140014	Rents-Equip TD	CS	9300004850	11/30/2012	18.71
54140016	Rents-Equip AG	CS	9300004356	11/30/2012	210.28
54140016	Rents-Equip AG	CS	9300004798	11/30/2012	907.36
54140016	Rents-Equip AG	CS	9300005781	11/30/2012	496.95

Kentucky American Water Company  
Case No. 2012-00520  
Response to PSC DR1, Item 31

Account	Description	Doc Type	Document Number	Posting Date	Amount
54140016	Rents-Equip AG	CS	9300004377	11/30/2012	864.37
54140016	Rents-Equip AG	CS	9300004821	11/30/2012	667.80
54140016	Rents-Equip AG	CS	9300005786	11/30/2012	1,677.86
54140016	Rents-Equip AG	CS	9300004855	11/30/2012	585.12
54140016	Rents-Equip AG	CS	9300005795	11/30/2012	1,299.21
54140016	Rents-Equip AG	CS	9300004869	11/30/2012	1,276.24
54140016	Rents-Equip AG	CS	9300005799	11/30/2012	827.47
54140016	Rents-Equip AG	CS	9300004805	11/30/2012	15.90
55000000	Transportation (O&M)	PA	7000000157	11/30/2012	(110.15)
55000000	Transportation (O&M)	ZI	9000000031	11/30/2012	70.67
55000000	Transportation (O&M)	ZI	9000000051	11/30/2012	12.00
55000000	Transportation (O&M)	ZI	9000000094	11/30/2012	18.50
55000000	Transportation (O&M)	ZI	9000000101	11/30/2012	74.59
55000000	Transportation (O&M)	ZI	9000000107	11/30/2012	75.00
55000000	Transportation (O&M)	ZI	9000000108	11/30/2012	12.00
55000000	Transportation (O&M)	ZI	9000000115	11/30/2012	14.00
55000000	Transportation (O&M)	ZI	9000000127	11/30/2012	158.47
55000000	Transportation (O&M)	ZI	9000000146	11/30/2012	75.00
55000000	Transportation (O&M)	ZI	9000000157	11/30/2012	75.00
55000000	Transportation (O&M)	ZI	9000000161	11/30/2012	75.00
55000000	Transportation (O&M)	ZI	9000000191	11/30/2012	50.00
55000000	Transportation (O&M)	ZI	9000000195	11/30/2012	19.95
55000000	Transportation (O&M)	ZI	9000000255	11/30/2012	30.72
55000000	Transportation (O&M)	ZI	9000000330	11/30/2012	25.48
55000000	Transportation (O&M)	ZI	9000000400	11/30/2012	36.88
55000000	Transportation (O&M)	ZI	9000000403	11/30/2012	25.15
55000000	Transportation (O&M)	ZI	9000000464	11/30/2012	6.35
55000000	Transportation (O&M)	ZI	9000000486	11/30/2012	6.88
55000000	Transportation (O&M)	ZI	9000000514	11/30/2012	2.65
55000000	Transportation (O&M)	ZI	9000000528	11/30/2012	67.00
55000000	Transportation (O&M)	ZI	9000000529	11/30/2012	75.00
55000000	Transportation (O&M)	ZI	9000000542	11/30/2012	6.00
55000000	Transportation (O&M)	ZI	9000000565	11/30/2012	6.16
55000000	Transportation (O&M)	ZI	9000000600	11/30/2012	14.99
55000000	Transportation (O&M)	ZI	9000000615	11/30/2012	166.00
55000000	Transportation (O&M)	ZI	9000000629	11/30/2012	7.41
55000000	Transportation (O&M)	ZI	9000000712	11/30/2012	5.69
55000000	Transportation (O&M)	ZI	9000000776	11/30/2012	212.02
55000000	Transportation (O&M)	ZI	9000000803	11/30/2012	6.00
55000000	Transportation (O&M)	ZI	9000000822	11/30/2012	61.40
55000000	Transportation (O&M)	ZI	9000000844	11/30/2012	30.00
55000000	Transportation (O&M)	ZI	9000000882	11/30/2012	5.41
55000000	Transportation (O&M)	ZI	9000000938	11/30/2012	14.00
55000000	Transportation (O&M)	ZI	9000001008	11/30/2012	26.49
55000000	Transportation (O&M)	ZI	9000001041	11/30/2012	16.40
55000000	Transportation (O&M)	ZI	9000001042	11/30/2012	121.84
55000000	Transportation (O&M)	ZI	9000001056	11/30/2012	1,095.00
55000000	Transportation (O&M)	ZI	9000001057	11/30/2012	54.85
55000000	Transportation (O&M)	ZI	9000001066	11/30/2012	192.83
55000000	Transportation (O&M)	ZI	9000001075	11/30/2012	17.99
55000000	Transportation (O&M)	ZI	9000001085	11/30/2012	5.00
55000000	Transportation (O&M)	ZI	9000001086	11/30/2012	29.86
55000000	Transportation (O&M)	ZI	9000001091	11/30/2012	67.15
55000000	Transportation (O&M)	ZI	9000001099	11/30/2012	219.99
55000000	Transportation (O&M)	ZI	9000001530	11/30/2012	6.00
55000000	Transportation (O&M)	CF	9300004250	11/30/2012	11.21
55000000	Transportation (O&M)	CF	9300004250	11/30/2012	(11.21)
55000000	Transportation (O&M)	CF	9300004251	11/30/2012	1.32
55000000	Transportation (O&M)	CF	9300004251	11/30/2012	(1.32)
55000000	Transportation (O&M)	CF	9300004252	11/30/2012	9.56
55000000	Transportation (O&M)	CF	9300004252	11/30/2012	(9.56)
55000000	Transportation (O&M)	CF	9300004253	11/30/2012	19.11
55000000	Transportation (O&M)	CF	9300004253	11/30/2012	(19.11)
55000000	Transportation (O&M)	CF	9300004254	11/30/2012	13.01
55000000	Transportation (O&M)	CF	9300004254	11/30/2012	(13.01)
55000000	Transportation (O&M)	CF	9300004255	11/30/2012	(9.56)
55000000	Transportation (O&M)	CF	9300004255	11/30/2012	9.56
55000000	Transportation (O&M)	CF	9300004256	11/30/2012	1.32
55000000	Transportation (O&M)	CF	9300004256	11/30/2012	(1.32)
55000000	Transportation (O&M)	CF	9300004257	11/30/2012	10.96
55000000	Transportation (O&M)	CF	9300004257	11/30/2012	(10.96)
55000000	Transportation (O&M)	CF	9300004258	11/30/2012	9.35
55000000	Transportation (O&M)	CF	9300004258	11/30/2012	(9.35)
55000000	Transportation (O&M)	CF	9300004259	11/30/2012	(11.21)
55000000	Transportation (O&M)	CF	9300004259	11/30/2012	11.21
55000000	Transportation (O&M)	CF	9300004260	11/30/2012	(1.32)
55000000	Transportation (O&M)	CF	9300004260	11/30/2012	1.32

Kentucky American Water Company  
Case No. 2012-00520  
Response to PSC DR1, Item 31

Account	Description	Doc Type	Document Number	Posting Date	Amount
55000000	Transportation (O&M)	CF	9300004261	11/30/2012	(9.56)
55000000	Transportation (O&M)	CF	9300004261	11/30/2012	9.56
55000000	Transportation (O&M)	CF	9300004262	11/30/2012	(19.11)
55000000	Transportation (O&M)	CF	9300004262	11/30/2012	19.11
55000000	Transportation (O&M)	CF	9300004263	11/30/2012	(13.01)
55000000	Transportation (O&M)	CF	9300004263	11/30/2012	13.01
55000000	Transportation (O&M)	CF	9300004264	11/30/2012	(9.56)
55000000	Transportation (O&M)	CF	9300004264	11/30/2012	9.56
55000000	Transportation (O&M)	CF	9300004265	11/30/2012	(1.32)
55000000	Transportation (O&M)	CF	9300004265	11/30/2012	1.32
55000000	Transportation (O&M)	CF	9300004266	11/30/2012	(10.96)
55000000	Transportation (O&M)	CF	9300004266	11/30/2012	10.96
55000000	Transportation (O&M)	CF	9300004267	11/30/2012	(9.35)
55000000	Transportation (O&M)	CF	9300004267	11/30/2012	9.35
55000000	Transportation (O&M)	CF	9300004268	11/30/2012	(264.29)
55000000	Transportation (O&M)	CF	9300004268	11/30/2012	264.29
55000000	Transportation (O&M)	CF	9300004269	11/30/2012	(18.76)
55000000	Transportation (O&M)	CF	9300004269	11/30/2012	18.76
55000000	Transportation (O&M)	CF	9300004270	11/30/2012	(2,572.80)
55000000	Transportation (O&M)	CF	9300004270	11/30/2012	2,572.80
55000000	Transportation (O&M)	CF	9300004271	11/30/2012	(11.03)
55000000	Transportation (O&M)	CF	9300004271	11/30/2012	11.03
55000000	Transportation (O&M)	CF	9300004272	11/30/2012	(27.42)
55000000	Transportation (O&M)	CF	9300004272	11/30/2012	27.42
55000000	Transportation (O&M)	CF	9300004273	11/30/2012	(235.55)
55000000	Transportation (O&M)	CF	9300004273	11/30/2012	235.55
55000000	Transportation (O&M)	CF	9300004274	11/30/2012	(193.50)
55000000	Transportation (O&M)	CF	9300004274	11/30/2012	193.50
55000000	Transportation (O&M)	CF	9300004275	11/30/2012	24.94
55000000	Transportation (O&M)	CF	9300004275	11/30/2012	(24.94)
55000000	Transportation (O&M)	CF	9300004276	11/30/2012	(1,153.38)
55000000	Transportation (O&M)	CF	9300004276	11/30/2012	1,153.38
55000000	Transportation (O&M)	CF	9300004277	11/30/2012	(40.85)
55000000	Transportation (O&M)	CF	9300004277	11/30/2012	40.85
55000000	Transportation (O&M)	CF	9300004278	11/30/2012	(166.72)
55000000	Transportation (O&M)	CF	9300004278	11/30/2012	166.72
55000000	Transportation (O&M)	CF	9300004279	11/30/2012	(58.99)
55000000	Transportation (O&M)	CF	9300004279	11/30/2012	58.99
55000000	Transportation (O&M)	CF	9300004280	11/30/2012	(39.24)
55000000	Transportation (O&M)	CF	9300004280	11/30/2012	39.24
55000000	Transportation (O&M)	CF	9300004281	11/30/2012	(746.68)
55000000	Transportation (O&M)	CF	9300004281	11/30/2012	746.68
55000000	Transportation (O&M)	CF	9300004282	11/30/2012	(0.91)
55000000	Transportation (O&M)	CF	9300004282	11/30/2012	0.91
55000000	Transportation (O&M)	CF	9300004283	11/30/2012	(15.37)
55000000	Transportation (O&M)	CF	9300004283	11/30/2012	15.37
55000000	Transportation (O&M)	CF	9300004284	11/30/2012	(203.10)
55000000	Transportation (O&M)	CF	9300004284	11/30/2012	203.10
55000000	Transportation (O&M)	CF	9300004285	11/30/2012	(159.17)
55000000	Transportation (O&M)	CF	9300004285	11/30/2012	159.17
55000000	Transportation (O&M)	CF	9300004286	11/30/2012	(59.32)
55000000	Transportation (O&M)	CF	9300004286	11/30/2012	59.32
55000000	Transportation (O&M)	CF	9300004287	11/30/2012	(74.67)
55000000	Transportation (O&M)	CF	9300004287	11/30/2012	74.67
55000000	Transportation (O&M)	CF	9300004288	11/30/2012	(94.18)
55000000	Transportation (O&M)	CF	9300004288	11/30/2012	94.18
55000000	Transportation (O&M)	CF	9300004289	11/30/2012	(124.29)
55000000	Transportation (O&M)	CF	9300004289	11/30/2012	124.29
55000000	Transportation (O&M)	CF	9300004290	11/30/2012	(7.90)
55000000	Transportation (O&M)	CF	9300004290	11/30/2012	7.90
55000000	Transportation (O&M)	CF	9300004291	11/30/2012	(353.45)
55000000	Transportation (O&M)	CF	9300004291	11/30/2012	353.45
55000000	Transportation (O&M)	CF	9300004292	11/30/2012	(373.52)
55000000	Transportation (O&M)	CF	9300004292	11/30/2012	373.52
55000000	Transportation (O&M)	CF	9300004293	11/30/2012	(125.95)
55000000	Transportation (O&M)	CF	9300004293	11/30/2012	125.95
55000000	Transportation (O&M)	CF	9300004294	11/30/2012	(30.57)
55000000	Transportation (O&M)	CF	9300004294	11/30/2012	30.57
55000000	Transportation (O&M)	CF	9300004295	11/30/2012	(140.13)
55000000	Transportation (O&M)	CF	9300004295	11/30/2012	140.13
55000000	Transportation (O&M)	CF	9300004296	11/30/2012	(119.42)
55000000	Transportation (O&M)	CF	9300004296	11/30/2012	119.42
55000000	Transportation (O&M)	CF	9300004297	11/30/2012	(71.91)
55000000	Transportation (O&M)	CF	9300004297	11/30/2012	71.91
55000000	Transportation (O&M)	CF	9300004298	11/30/2012	(187.99)
55000000	Transportation (O&M)	CF	9300004298	11/30/2012	187.99
55000000	Transportation (O&M)	CF	9300004299	11/30/2012	(129.91)

Kentucky American Water Company  
Case No. 2012-00520  
Response to PSC DR1, Item 31

Account	Description	Doc Type	Document Number	Posting Date	Amount
55000000	Transportation (O&M)	CF	9300004299	11/30/2012	129.91
55000000	Transportation (O&M)	CF	9300004300	11/30/2012	(345.91)
55000000	Transportation (O&M)	CF	9300004300	11/30/2012	345.91
55000000	Transportation (O&M)	CF	9300004301	11/30/2012	(116.09)
55000000	Transportation (O&M)	CF	9300004301	11/30/2012	116.09
55000000	Transportation (O&M)	CF	9300004302	11/30/2012	7.48
55000000	Transportation (O&M)	CF	9300004302	11/30/2012	(7.48)
55000000	Transportation (O&M)	CF	9300004303	11/30/2012	213.16
55000000	Transportation (O&M)	CF	9300004303	11/30/2012	(213.16)
55000000	Transportation (O&M)	CF	9300004304	11/30/2012	38.51
55000000	Transportation (O&M)	CF	9300004304	11/30/2012	(38.51)
55000000	Transportation (O&M)	CF	9300004305	11/30/2012	(9.12)
55000000	Transportation (O&M)	CF	9300004305	11/30/2012	9.12
55000000	Transportation (O&M)	CF	9300004306	11/30/2012	12.32
55000000	Transportation (O&M)	CF	9300004306	11/30/2012	(12.32)
55000000	Transportation (O&M)	CF	9300004307	11/30/2012	74.13
55000000	Transportation (O&M)	CF	9300004307	11/30/2012	(74.13)
55000000	Transportation (O&M)	CF	9300004308	11/30/2012	(152.31)
55000000	Transportation (O&M)	CF	9300004308	11/30/2012	152.31
55000000	Transportation (O&M)	CF	9300004309	11/30/2012	(53.75)
55000000	Transportation (O&M)	CF	9300004309	11/30/2012	53.75
55000000	Transportation (O&M)	CF	9300004310	11/30/2012	(20.41)
55000000	Transportation (O&M)	CF	9300004310	11/30/2012	20.41
55000000	Transportation (O&M)	CF	9300004311	11/30/2012	(24.32)
55000000	Transportation (O&M)	CF	9300004311	11/30/2012	24.32
55000000	Transportation (O&M)	CF	9300004312	11/30/2012	78.51
55000000	Transportation (O&M)	CF	9300004312	11/30/2012	(78.51)
55000000	Transportation (O&M)	CF	9300004313	11/30/2012	(4.91)
55000000	Transportation (O&M)	CF	9300004313	11/30/2012	4.91
55000000	Transportation (O&M)	CF	9300004314	11/30/2012	(36.24)
55000000	Transportation (O&M)	CF	9300004314	11/30/2012	36.24
55000000	Transportation (O&M)	CF	9300004315	11/30/2012	(73.42)
55000000	Transportation (O&M)	CF	9300004315	11/30/2012	73.42
55000000	Transportation (O&M)	CF	9300004316	11/30/2012	12.62
55000000	Transportation (O&M)	CF	9300004316	11/30/2012	(12.62)
55000000	Transportation (O&M)	CF	9300004317	11/30/2012	(3.71)
55000000	Transportation (O&M)	CF	9300004317	11/30/2012	3.71
55000000	Transportation (O&M)	CF	9300004318	11/30/2012	5.58
55000000	Transportation (O&M)	CF	9300004318	11/30/2012	(5.58)
55000000	Transportation (O&M)	CF	9300004319	11/30/2012	(1.58)
55000000	Transportation (O&M)	CF	9300004319	11/30/2012	1.58
55000000	Transportation (O&M)	CF	9300004320	11/30/2012	5.08
55000000	Transportation (O&M)	CF	9300004320	11/30/2012	(5.08)
55000000	Transportation (O&M)	CF	9300004321	11/30/2012	14.08
55000000	Transportation (O&M)	CF	9300004321	11/30/2012	(14.08)
55000000	Transportation (O&M)	CF	9300004322	11/30/2012	(24.10)
55000000	Transportation (O&M)	CF	9300004322	11/30/2012	24.10
55000000	Transportation (O&M)	CF	9300004323	11/30/2012	(48.48)
55000000	Transportation (O&M)	CF	9300004323	11/30/2012	48.48
55000000	Transportation (O&M)	CF	9300004324	11/30/2012	56.24
55000000	Transportation (O&M)	CF	9300004324	11/30/2012	(56.24)
55000000	Transportation (O&M)	CF	9300004325	11/30/2012	(98.21)
55000000	Transportation (O&M)	CF	9300004325	11/30/2012	98.21
55000000	Transportation (O&M)	CF	9300004326	11/30/2012	(51.93)
55000000	Transportation (O&M)	CF	9300004326	11/30/2012	51.93
55000000	Transportation (O&M)	CF	9300004327	11/30/2012	(102.56)
55000000	Transportation (O&M)	CF	9300004327	11/30/2012	102.56
55000000	Transportation (O&M)	CF	9300004328	11/30/2012	(4.49)
55000000	Transportation (O&M)	CF	9300004328	11/30/2012	4.49
55000000	Transportation (O&M)	CF	9300004329	11/30/2012	(41.73)
55000000	Transportation (O&M)	CF	9300004329	11/30/2012	41.73
55000000	Transportation (O&M)	CF	9300004330	11/30/2012	(30.76)
55000000	Transportation (O&M)	CF	9300004330	11/30/2012	30.76
55000000	Transportation (O&M)	CF	9300004331	11/30/2012	(94.92)
55000000	Transportation (O&M)	CF	9300004331	11/30/2012	94.92
55000000	Transportation (O&M)	CF	9300004332	11/30/2012	(201.76)
55000000	Transportation (O&M)	CF	9300004332	11/30/2012	201.76
55000000	Transportation (O&M)	CF	9300004333	11/30/2012	(6.74)
55000000	Transportation (O&M)	CF	9300004333	11/30/2012	6.74
55000000	Transportation (O&M)	CF	9300004334	11/30/2012	(89.35)
55000000	Transportation (O&M)	CF	9300004334	11/30/2012	89.35
55000000	Transportation (O&M)	CF	9300004335	11/30/2012	(9.51)
55000000	Transportation (O&M)	CF	9300004335	11/30/2012	9.51
55000000	Transportation (O&M)	CF	9300004336	11/30/2012	(30.43)
55000000	Transportation (O&M)	CF	9300004336	11/30/2012	30.43
55000000	Transportation (O&M)	CF	9300004337	11/30/2012	(70.03)
55000000	Transportation (O&M)	CF	9300004337	11/30/2012	70.03

Kentucky American Water Company  
Case No. 2012-00520  
Response to PSC DR1, Item 31

Account	Description	Doc Type	Document Number	Posting Date	Amount
55000000	Transportation (O&M)	CF	9300004338	11/30/2012	(4.92)
55000000	Transportation (O&M)	CF	9300004338	11/30/2012	4.92
55000000	Transportation (O&M)	CF	9300004339	11/30/2012	(7.94)
55000000	Transportation (O&M)	CF	9300004339	11/30/2012	7.94
55000000	Transportation (O&M)	CF	9300004340	11/30/2012	7.25
55000000	Transportation (O&M)	CF	9300004340	11/30/2012	(7.25)
55000000	Transportation (O&M)	CF	9300004341	11/30/2012	(55.06)
55000000	Transportation (O&M)	CF	9300004341	11/30/2012	55.06
55000000	Transportation (O&M)	CF	9300004342	11/30/2012	(8.84)
55000000	Transportation (O&M)	CF	9300004342	11/30/2012	8.84
55000000	Transportation (O&M)	CF	9300004343	11/30/2012	35.71
55000000	Transportation (O&M)	CF	9300004343	11/30/2012	(35.71)
55000000	Transportation (O&M)	CF	9300004344	11/30/2012	0.54
55000000	Transportation (O&M)	CF	9300004344	11/30/2012	(0.54)
55000000	Transportation (O&M)	CF	9300004345	11/30/2012	(43.57)
55000000	Transportation (O&M)	CF	9300004345	11/30/2012	43.57
55000000	Transportation (O&M)	CF	9300004346	11/30/2012	(15.47)
55000000	Transportation (O&M)	CF	9300004346	11/30/2012	15.47
55000000	Transportation (O&M)	CF	9300004348	11/30/2012	264.29
55000000	Transportation (O&M)	CF	9300004348	11/30/2012	(264.29)
55000000	Transportation (O&M)	CF	9300004350	11/30/2012	11.03
55000000	Transportation (O&M)	CF	9300004350	11/30/2012	(11.03)
55000000	Transportation (O&M)	CF	9300004352	11/30/2012	27.42
55000000	Transportation (O&M)	CF	9300004352	11/30/2012	(27.42)
55000000	Transportation (O&M)	CF	9300004357	11/30/2012	353.45
55000000	Transportation (O&M)	CF	9300004357	11/30/2012	(353.45)
55000000	Transportation (O&M)	CF	9300004364	11/30/2012	59.32
55000000	Transportation (O&M)	CF	9300004364	11/30/2012	(59.32)
55000000	Transportation (O&M)	CF	9300004366	11/30/2012	94.18
55000000	Transportation (O&M)	CF	9300004366	11/30/2012	(94.18)
55000000	Transportation (O&M)	CF	9300004369	11/30/2012	235.55
55000000	Transportation (O&M)	CF	9300004369	11/30/2012	(235.55)
55000000	Transportation (O&M)	CF	9300004371	11/30/2012	(24.94)
55000000	Transportation (O&M)	CF	9300004371	11/30/2012	24.94
55000000	Transportation (O&M)	CF	9300004373	11/30/2012	58.99
55000000	Transportation (O&M)	CF	9300004373	11/30/2012	(58.99)
55000000	Transportation (O&M)	CF	9300004375	11/30/2012	129.91
55000000	Transportation (O&M)	CF	9300004375	11/30/2012	(129.91)
55000000	Transportation (O&M)	CF	9300004378	11/30/2012	7.90
55000000	Transportation (O&M)	CF	9300004378	11/30/2012	(7.90)
55000000	Transportation (O&M)	CF	9300004380	11/30/2012	373.52
55000000	Transportation (O&M)	CF	9300004380	11/30/2012	(373.52)
55000000	Transportation (O&M)	CF	9300004384	11/30/2012	746.68
55000000	Transportation (O&M)	CF	9300004384	11/30/2012	(746.68)
55000000	Transportation (O&M)	CF	9300004388	11/30/2012	140.13
55000000	Transportation (O&M)	CF	9300004388	11/30/2012	(140.13)
55000000	Transportation (O&M)	CF	9300004390	11/30/2012	0.91
55000000	Transportation (O&M)	CF	9300004390	11/30/2012	(0.91)
55000000	Transportation (O&M)	CF	9300004394	11/30/2012	203.10
55000000	Transportation (O&M)	CF	9300004394	11/30/2012	(203.10)
55000000	Transportation (O&M)	CF	9300004397	11/30/2012	124.29
55000000	Transportation (O&M)	CF	9300004397	11/30/2012	(124.29)
55000000	Transportation (O&M)	CF	9300004401	11/30/2012	193.50
55000000	Transportation (O&M)	CF	9300004401	11/30/2012	(193.50)
55000000	Transportation (O&M)	CF	9300004403	11/30/2012	39.24
55000000	Transportation (O&M)	CF	9300004403	11/30/2012	(39.24)
55000000	Transportation (O&M)	CF	9300004405	11/30/2012	119.42
55000000	Transportation (O&M)	CF	9300004405	11/30/2012	(119.42)
55000000	Transportation (O&M)	CF	9300004407	11/30/2012	187.99
55000000	Transportation (O&M)	CF	9300004407	11/30/2012	(187.99)
55000000	Transportation (O&M)	CF	9300004412	11/30/2012	2,572.80
55000000	Transportation (O&M)	CF	9300004412	11/30/2012	(2,572.80)
55000000	Transportation (O&M)	CF	9300004414	11/30/2012	159.17
55000000	Transportation (O&M)	CF	9300004414	11/30/2012	(159.17)
55000000	Transportation (O&M)	CF	9300004416	11/30/2012	30.57
55000000	Transportation (O&M)	CF	9300004416	11/30/2012	(30.57)
55000000	Transportation (O&M)	CF	9300004418	11/30/2012	71.91
55000000	Transportation (O&M)	CF	9300004418	11/30/2012	(71.91)
55000000	Transportation (O&M)	CF	9300004420	11/30/2012	15.37
55000000	Transportation (O&M)	CF	9300004420	11/30/2012	(15.37)
55000000	Transportation (O&M)	CF	9300004423	11/30/2012	40.85
55000000	Transportation (O&M)	CF	9300004423	11/30/2012	(40.85)
55000000	Transportation (O&M)	CF	9300004425	11/30/2012	74.67
55000000	Transportation (O&M)	CF	9300004425	11/30/2012	(74.67)
55000000	Transportation (O&M)	CF	9300004427	11/30/2012	18.76
55000000	Transportation (O&M)	CF	9300004427	11/30/2012	(18.76)
55000000	Transportation (O&M)	CF	9300004429	11/30/2012	1,153.38

Kentucky American Water Company  
Case No. 2012-00520  
Response to PSC DR1, Item 31

Account	Description	Doc Type	Document Number	Posting Date	Amount
55000000	Transportation (O&M)	CF	9300004429	11/30/2012	(1,153.38)
55000000	Transportation (O&M)	CF	9300004431	11/30/2012	166.72
55000000	Transportation (O&M)	CF	9300004431	11/30/2012	(166.72)
55000000	Transportation (O&M)	CF	9300004435	11/30/2012	125.95
55000000	Transportation (O&M)	CF	9300004435	11/30/2012	(125.95)
55000000	Transportation (O&M)	CF	9300004437	11/30/2012	345.91
55000000	Transportation (O&M)	CF	9300004437	11/30/2012	(345.91)
55000000	Transportation (O&M)	CF	9300004445	11/30/2012	2.48
55000000	Transportation (O&M)	CF	9300004445	11/30/2012	(2.48)
55000000	Transportation (O&M)	CF	9300004446	11/30/2012	9.88
55000000	Transportation (O&M)	CF	9300004446	11/30/2012	(9.88)
55000000	Transportation (O&M)	CF	9300004447	11/30/2012	29.28
55000000	Transportation (O&M)	CF	9300004447	11/30/2012	(29.28)
55000000	Transportation (O&M)	CF	9300004448	11/30/2012	25.50
55000000	Transportation (O&M)	CF	9300004448	11/30/2012	(25.50)
55000000	Transportation (O&M)	CF	9300004449	11/30/2012	29.65
55000000	Transportation (O&M)	CF	9300004449	11/30/2012	(29.65)
55000000	Transportation (O&M)	CF	9300004450	11/30/2012	4.95
55000000	Transportation (O&M)	CF	9300004450	11/30/2012	(4.95)
55000000	Transportation (O&M)	CF	9300004451	11/30/2012	1.97
55000000	Transportation (O&M)	CF	9300004451	11/30/2012	(1.97)
55000000	Transportation (O&M)	CF	9300004452	11/30/2012	1.97
55000000	Transportation (O&M)	CF	9300004452	11/30/2012	(1.97)
55000000	Transportation (O&M)	CF	9300004453	11/30/2012	1.97
55000000	Transportation (O&M)	CF	9300004453	11/30/2012	(1.97)
55000000	Transportation (O&M)	CF	9300004454	11/30/2012	1.97
55000000	Transportation (O&M)	CF	9300004454	11/30/2012	(1.97)
55000000	Transportation (O&M)	CF	9300004455	11/30/2012	1.97
55000000	Transportation (O&M)	CF	9300004455	11/30/2012	(1.97)
55000000	Transportation (O&M)	CF	9300004456	11/30/2012	(2.48)
55000000	Transportation (O&M)	CF	9300004456	11/30/2012	2.48
55000000	Transportation (O&M)	CF	9300004457	11/30/2012	(9.88)
55000000	Transportation (O&M)	CF	9300004457	11/30/2012	9.88
55000000	Transportation (O&M)	CF	9300004458	11/30/2012	(29.28)
55000000	Transportation (O&M)	CF	9300004458	11/30/2012	29.28
55000000	Transportation (O&M)	CF	9300004459	11/30/2012	(25.50)
55000000	Transportation (O&M)	CF	9300004459	11/30/2012	25.50
55000000	Transportation (O&M)	CF	9300004460	11/30/2012	29.65
55000000	Transportation (O&M)	CF	9300004460	11/30/2012	(29.65)
55000000	Transportation (O&M)	CF	9300004461	11/30/2012	(4.95)
55000000	Transportation (O&M)	CF	9300004461	11/30/2012	4.95
55000000	Transportation (O&M)	CF	9300004463	11/30/2012	(1.97)
55000000	Transportation (O&M)	CF	9300004463	11/30/2012	1.97
55000000	Transportation (O&M)	CF	9300004464	11/30/2012	(1.97)
55000000	Transportation (O&M)	CF	9300004464	11/30/2012	1.97
55000000	Transportation (O&M)	CF	9300004465	11/30/2012	(1.97)
55000000	Transportation (O&M)	CF	9300004465	11/30/2012	1.97
55000000	Transportation (O&M)	CF	9300004466	11/30/2012	(1.97)
55000000	Transportation (O&M)	CF	9300004466	11/30/2012	1.97
55000000	Transportation (O&M)	CF	9300004467	11/30/2012	(1.97)
55000000	Transportation (O&M)	CF	9300004467	11/30/2012	1.97
55000000	Transportation (O&M)	CF	9300004468	11/30/2012	921.05
55000000	Transportation (O&M)	CF	9300004468	11/30/2012	(921.05)
55000000	Transportation (O&M)	CF	9300004469	11/30/2012	93.79
55000000	Transportation (O&M)	CF	9300004469	11/30/2012	(93.79)
55000000	Transportation (O&M)	CF	9300004470	11/30/2012	6,297.96
55000000	Transportation (O&M)	CF	9300004470	11/30/2012	(6,297.96)
55000000	Transportation (O&M)	CF	9300004471	11/30/2012	13.94
55000000	Transportation (O&M)	CF	9300004471	11/30/2012	(13.94)
55000000	Transportation (O&M)	CF	9300004472	11/30/2012	35.16
55000000	Transportation (O&M)	CF	9300004472	11/30/2012	(35.16)
55000000	Transportation (O&M)	CF	9300004473	11/30/2012	1,077.24
55000000	Transportation (O&M)	CF	9300004473	11/30/2012	(1,077.24)
55000000	Transportation (O&M)	CF	9300004474	11/30/2012	1,586.46
55000000	Transportation (O&M)	CF	9300004474	11/30/2012	(1,586.46)
55000000	Transportation (O&M)	CF	9300004475	11/30/2012	231.50
55000000	Transportation (O&M)	CF	9300004475	11/30/2012	(231.50)
55000000	Transportation (O&M)	CF	9300004476	11/30/2012	4,681.36
55000000	Transportation (O&M)	CF	9300004476	11/30/2012	(4,681.36)
55000000	Transportation (O&M)	CF	9300004477	11/30/2012	69.66
55000000	Transportation (O&M)	CF	9300004477	11/30/2012	(69.66)
55000000	Transportation (O&M)	CF	9300004478	11/30/2012	254.05
55000000	Transportation (O&M)	CF	9300004478	11/30/2012	(254.05)
55000000	Transportation (O&M)	CF	9300004479	11/30/2012	45.38
55000000	Transportation (O&M)	CF	9300004479	11/30/2012	(45.38)
55000000	Transportation (O&M)	CF	9300004480	11/30/2012	152.92
55000000	Transportation (O&M)	CF	9300004480	11/30/2012	(152.92)

Kentucky American Water Company  
Case No. 2012-00520  
Response to PSC DR1, Item 31

Account	Description	Doc Type	Document Number	Posting Date	Amount
55000000	Transportation (O&M)	CF	9300004481	11/30/2012	2,583.40
55000000	Transportation (O&M)	CF	9300004481	11/30/2012	(2,583.40)
55000000	Transportation (O&M)	CF	9300004482	11/30/2012	42.58
55000000	Transportation (O&M)	CF	9300004482	11/30/2012	(42.58)
55000000	Transportation (O&M)	CF	9300004483	11/30/2012	1,286.56
55000000	Transportation (O&M)	CF	9300004483	11/30/2012	(1,286.56)
55000000	Transportation (O&M)	CF	9300004484	11/30/2012	993.22
55000000	Transportation (O&M)	CF	9300004484	11/30/2012	(993.22)
55000000	Transportation (O&M)	CF	9300004485	11/30/2012	266.74
55000000	Transportation (O&M)	CF	9300004485	11/30/2012	(266.74)
55000000	Transportation (O&M)	CF	9300004486	11/30/2012	111.39
55000000	Transportation (O&M)	CF	9300004486	11/30/2012	(111.39)
55000000	Transportation (O&M)	CF	9300004487	11/30/2012	726.75
55000000	Transportation (O&M)	CF	9300004487	11/30/2012	(726.75)
55000000	Transportation (O&M)	CF	9300004488	11/30/2012	419.30
55000000	Transportation (O&M)	CF	9300004488	11/30/2012	(419.30)
55000000	Transportation (O&M)	CF	9300004489	11/30/2012	14.39
55000000	Transportation (O&M)	CF	9300004489	11/30/2012	(14.39)
55000000	Transportation (O&M)	CF	9300004490	11/30/2012	1,717.08
55000000	Transportation (O&M)	CF	9300004490	11/30/2012	(1,717.08)
55000000	Transportation (O&M)	CF	9300004491	11/30/2012	1,020.14
55000000	Transportation (O&M)	CF	9300004491	11/30/2012	(1,020.14)
55000000	Transportation (O&M)	CF	9300004492	11/30/2012	283.56
55000000	Transportation (O&M)	CF	9300004492	11/30/2012	(283.56)
55000000	Transportation (O&M)	CF	9300004493	11/30/2012	261.12
55000000	Transportation (O&M)	CF	9300004493	11/30/2012	(261.12)
55000000	Transportation (O&M)	CF	9300004494	11/30/2012	176.26
55000000	Transportation (O&M)	CF	9300004494	11/30/2012	(176.26)
55000000	Transportation (O&M)	CF	9300004495	11/30/2012	586.45
55000000	Transportation (O&M)	CF	9300004495	11/30/2012	(586.45)
55000000	Transportation (O&M)	CF	9300004496	11/30/2012	253.11
55000000	Transportation (O&M)	CF	9300004496	11/30/2012	(253.11)
55000000	Transportation (O&M)	CF	9300004497	11/30/2012	1,357.60
55000000	Transportation (O&M)	CF	9300004497	11/30/2012	(1,357.60)
55000000	Transportation (O&M)	CF	9300004498	11/30/2012	214.47
55000000	Transportation (O&M)	CF	9300004498	11/30/2012	(214.47)
55000000	Transportation (O&M)	CF	9300004499	11/30/2012	567.99
55000000	Transportation (O&M)	CF	9300004499	11/30/2012	(567.99)
55000000	Transportation (O&M)	CF	9300004500	11/30/2012	1,399.72
55000000	Transportation (O&M)	CF	9300004500	11/30/2012	(1,399.72)
55000000	Transportation (O&M)	CF	9300004501	11/30/2012	73.65
55000000	Transportation (O&M)	CF	9300004501	11/30/2012	(73.65)
55000000	Transportation (O&M)	CF	9300004502	11/30/2012	21.89
55000000	Transportation (O&M)	CF	9300004502	11/30/2012	(21.89)
55000000	Transportation (O&M)	CF	9300004503	11/30/2012	41.66
55000000	Transportation (O&M)	CF	9300004503	11/30/2012	(41.66)
55000000	Transportation (O&M)	CF	9300004504	11/30/2012	74.04
55000000	Transportation (O&M)	CF	9300004504	11/30/2012	(74.04)
55000000	Transportation (O&M)	CF	9300004505	11/30/2012	13.90
55000000	Transportation (O&M)	CF	9300004505	11/30/2012	(13.90)
55000000	Transportation (O&M)	CF	9300004506	11/30/2012	235.52
55000000	Transportation (O&M)	CF	9300004506	11/30/2012	(235.52)
55000000	Transportation (O&M)	CF	9300004507	11/30/2012	24.55
55000000	Transportation (O&M)	CF	9300004507	11/30/2012	(24.55)
55000000	Transportation (O&M)	CF	9300004508	11/30/2012	68.83
55000000	Transportation (O&M)	CF	9300004508	11/30/2012	(68.83)
55000000	Transportation (O&M)	CF	9300004509	11/30/2012	68.83
55000000	Transportation (O&M)	CF	9300004509	11/30/2012	(68.83)
55000000	Transportation (O&M)	CF	9300004510	11/30/2012	469.80
55000000	Transportation (O&M)	CF	9300004510	11/30/2012	(469.80)
55000000	Transportation (O&M)	CF	9300004511	11/30/2012	101.41
55000000	Transportation (O&M)	CF	9300004511	11/30/2012	(101.41)
55000000	Transportation (O&M)	CF	9300004512	11/30/2012	1,193.43
55000000	Transportation (O&M)	CF	9300004512	11/30/2012	(1,193.43)
55000000	Transportation (O&M)	CF	9300004513	11/30/2012	67.94
55000000	Transportation (O&M)	CF	9300004513	11/30/2012	(67.94)
55000000	Transportation (O&M)	CF	9300004514	11/30/2012	172.57
55000000	Transportation (O&M)	CF	9300004514	11/30/2012	(172.57)
55000000	Transportation (O&M)	CF	9300004515	11/30/2012	125.76
55000000	Transportation (O&M)	CF	9300004515	11/30/2012	(125.76)
55000000	Transportation (O&M)	CF	9300004516	11/30/2012	281.95
55000000	Transportation (O&M)	CF	9300004516	11/30/2012	(281.95)
55000000	Transportation (O&M)	CF	9300004517	11/30/2012	109.68
55000000	Transportation (O&M)	CF	9300004517	11/30/2012	(109.68)
55000000	Transportation (O&M)	CF	9300004518	11/30/2012	448.96
55000000	Transportation (O&M)	CF	9300004518	11/30/2012	(448.96)
55000000	Transportation (O&M)	CF	9300004519	11/30/2012	4.21



Kentucky American Water Company  
Case No. 2012-00520  
Response to PSC DR1, Item 31

Account	Description	Doc Type	Document Number	Posting Date	Amount
55000000	Transportation (O&M)	CF	9300004519	11/30/2012	(4.21)
55000000	Transportation (O&M)	CF	9300004520	11/30/2012	271.61
55000000	Transportation (O&M)	CF	9300004520	11/30/2012	(271.61)
55000000	Transportation (O&M)	CF	9300004521	11/30/2012	41.50
55000000	Transportation (O&M)	CF	9300004521	11/30/2012	(41.50)
55000000	Transportation (O&M)	CF	9300004522	11/30/2012	266.42
55000000	Transportation (O&M)	CF	9300004522	11/30/2012	(266.42)
55000000	Transportation (O&M)	CF	9300004523	11/30/2012	6.71
55000000	Transportation (O&M)	CF	9300004523	11/30/2012	(6.71)
55000000	Transportation (O&M)	CF	9300004524	11/30/2012	68.83
55000000	Transportation (O&M)	CF	9300004524	11/30/2012	(68.83)
55000000	Transportation (O&M)	CF	9300004525	11/30/2012	40.17
55000000	Transportation (O&M)	CF	9300004525	11/30/2012	(40.17)
55000000	Transportation (O&M)	CF	9300004526	11/30/2012	141.23
55000000	Transportation (O&M)	CF	9300004526	11/30/2012	(141.23)
55000000	Transportation (O&M)	CF	9300004527	11/30/2012	41.50
55000000	Transportation (O&M)	CF	9300004527	11/30/2012	(41.50)
55000000	Transportation (O&M)	CF	9300004528	11/30/2012	18.47
55000000	Transportation (O&M)	CF	9300004528	11/30/2012	(18.47)
55000000	Transportation (O&M)	CF	9300004529	11/30/2012	23.44
55000000	Transportation (O&M)	CF	9300004529	11/30/2012	(23.44)
55000000	Transportation (O&M)	CF	9300004530	11/30/2012	9.52
55000000	Transportation (O&M)	CF	9300004530	11/30/2012	(9.52)
55000000	Transportation (O&M)	CF	9300004531	11/30/2012	25.06
55000000	Transportation (O&M)	CF	9300004531	11/30/2012	(25.06)
55000000	Transportation (O&M)	CF	9300004539	11/30/2012	(921.05)
55000000	Transportation (O&M)	CF	9300004539	11/30/2012	921.05
55000000	Transportation (O&M)	CF	9300004541	11/30/2012	(13.94)
55000000	Transportation (O&M)	CF	9300004541	11/30/2012	13.94
55000000	Transportation (O&M)	CF	9300004543	11/30/2012	(35.16)
55000000	Transportation (O&M)	CF	9300004543	11/30/2012	35.16
55000000	Transportation (O&M)	CF	9300004546	11/30/2012	(1,717.08)
55000000	Transportation (O&M)	CF	9300004546	11/30/2012	1,717.08
55000000	Transportation (O&M)	CF	9300004551	11/30/2012	(266.74)
55000000	Transportation (O&M)	CF	9300004551	11/30/2012	266.74
55000000	Transportation (O&M)	CF	9300004553	11/30/2012	(726.75)
55000000	Transportation (O&M)	CF	9300004553	11/30/2012	726.75
55000000	Transportation (O&M)	CF	9300004558	11/30/2012	(1,077.24)
55000000	Transportation (O&M)	CF	9300004558	11/30/2012	1,077.24
55000000	Transportation (O&M)	CF	9300004561	11/30/2012	(231.50)
55000000	Transportation (O&M)	CF	9300004561	11/30/2012	231.50
55000000	Transportation (O&M)	CF	9300004566	11/30/2012	(45.38)
55000000	Transportation (O&M)	CF	9300004566	11/30/2012	45.38
55000000	Transportation (O&M)	CF	9300004568	11/30/2012	(214.47)
55000000	Transportation (O&M)	CF	9300004568	11/30/2012	214.47
55000000	Transportation (O&M)	CF	9300004571	11/30/2012	(14.39)
55000000	Transportation (O&M)	CF	9300004571	11/30/2012	14.39
55000000	Transportation (O&M)	CF	9300004574	11/30/2012	(1,020.14)
55000000	Transportation (O&M)	CF	9300004574	11/30/2012	1,020.14
55000000	Transportation (O&M)	CF	9300004578	11/30/2012	(2,583.40)
55000000	Transportation (O&M)	CF	9300004578	11/30/2012	2,583.40
55000000	Transportation (O&M)	CF	9300004581	11/30/2012	(176.26)
55000000	Transportation (O&M)	CF	9300004581	11/30/2012	176.26
55000000	Transportation (O&M)	CF	9300004583	11/30/2012	(42.58)
55000000	Transportation (O&M)	CF	9300004583	11/30/2012	42.58
55000000	Transportation (O&M)	CF	9300004588	11/30/2012	(1,286.56)
55000000	Transportation (O&M)	CF	9300004588	11/30/2012	1,286.56
55000000	Transportation (O&M)	CF	9300004592	11/30/2012	(419.30)
55000000	Transportation (O&M)	CF	9300004592	11/30/2012	419.30
55000000	Transportation (O&M)	CF	9300004596	11/30/2012	(1,586.46)
55000000	Transportation (O&M)	CF	9300004596	11/30/2012	1,586.46
55000000	Transportation (O&M)	CF	9300004598	11/30/2012	(152.92)
55000000	Transportation (O&M)	CF	9300004598	11/30/2012	152.92
55000000	Transportation (O&M)	CF	9300004600	11/30/2012	(586.45)
55000000	Transportation (O&M)	CF	9300004600	11/30/2012	586.45
55000000	Transportation (O&M)	CF	9300004602	11/30/2012	(1,357.60)
55000000	Transportation (O&M)	CF	9300004602	11/30/2012	1,357.60
55000000	Transportation (O&M)	CF	9300004606	11/30/2012	(6,297.96)
55000000	Transportation (O&M)	CF	9300004606	11/30/2012	6,297.96
55000000	Transportation (O&M)	CF	9300004609	11/30/2012	(993.22)
55000000	Transportation (O&M)	CF	9300004609	11/30/2012	993.22
55000000	Transportation (O&M)	CF	9300004611	11/30/2012	(261.12)
55000000	Transportation (O&M)	CF	9300004611	11/30/2012	261.12
55000000	Transportation (O&M)	CF	9300004613	11/30/2012	(253.11)
55000000	Transportation (O&M)	CF	9300004613	11/30/2012	253.11
55000000	Transportation (O&M)	CF	9300004617	11/30/2012	(69.66)
55000000	Transportation (O&M)	CF	9300004617	11/30/2012	69.66

Kentucky American Water Company  
Case No. 2012-00520  
Response to PSC DR1, Item 31

Account	Description	Doc Type	Document Number	Posting Date	Amount
55000000	Transportation (O&M)	CF	9300004619	11/30/2012	(111.39)
55000000	Transportation (O&M)	CF	9300004619	11/30/2012	111.39
55000000	Transportation (O&M)	CF	9300004621	11/30/2012	(93.79)
55000000	Transportation (O&M)	CF	9300004621	11/30/2012	93.79
55000000	Transportation (O&M)	CF	9300004623	11/30/2012	(4,681.36)
55000000	Transportation (O&M)	CF	9300004623	11/30/2012	4,681.36
55000000	Transportation (O&M)	CF	9300004625	11/30/2012	(254.05)
55000000	Transportation (O&M)	CF	9300004625	11/30/2012	254.05
55000000	Transportation (O&M)	CF	9300004628	11/30/2012	(283.56)
55000000	Transportation (O&M)	CF	9300004628	11/30/2012	283.56
55000000	Transportation (O&M)	CF	9300004630	11/30/2012	(567.99)
55000000	Transportation (O&M)	CF	9300004630	11/30/2012	567.99
55000000	Transportation (O&M)	CF	9300004670	11/30/2012	1.10
55000000	Transportation (O&M)	CF	9300004670	11/30/2012	(1.10)
55000000	Transportation (O&M)	CF	9300004680	11/30/2012	40.59
55000000	Transportation (O&M)	CF	9300004680	11/30/2012	(40.59)
55000000	Transportation (O&M)	CF	9300004681	11/30/2012	10.13
55000000	Transportation (O&M)	CF	9300004681	11/30/2012	(10.13)
55000000	Transportation (O&M)	CF	9300004682	11/30/2012	3.30
55000000	Transportation (O&M)	CF	9300004682	11/30/2012	(3.30)
55000000	Transportation (O&M)	CF	9300004683	11/30/2012	6.59
55000000	Transportation (O&M)	CF	9300004683	11/30/2012	(6.59)
55000000	Transportation (O&M)	CF	9300004684	11/30/2012	8.24
55000000	Transportation (O&M)	CF	9300004684	11/30/2012	(8.24)
55000000	Transportation (O&M)	CF	9300004694	11/30/2012	(40.59)
55000000	Transportation (O&M)	CF	9300004694	11/30/2012	40.59
55000000	Transportation (O&M)	CF	9300004695	11/30/2012	(10.13)
55000000	Transportation (O&M)	CF	9300004695	11/30/2012	10.13
55000000	Transportation (O&M)	CF	9300004696	11/30/2012	(3.30)
55000000	Transportation (O&M)	CF	9300004696	11/30/2012	3.30
55000000	Transportation (O&M)	CF	9300004697	11/30/2012	(6.59)
55000000	Transportation (O&M)	CF	9300004697	11/30/2012	6.59
55000000	Transportation (O&M)	CF	9300004698	11/30/2012	(8.24)
55000000	Transportation (O&M)	CF	9300004698	11/30/2012	8.24
55000000	Transportation (O&M)	CF	9300004699	11/30/2012	670.96
55000000	Transportation (O&M)	CF	9300004699	11/30/2012	(670.96)
55000000	Transportation (O&M)	CF	9300004700	11/30/2012	64.06
55000000	Transportation (O&M)	CF	9300004700	11/30/2012	(64.06)
55000000	Transportation (O&M)	CF	9300004701	11/30/2012	5,153.08
55000000	Transportation (O&M)	CF	9300004701	11/30/2012	(5,153.08)
55000000	Transportation (O&M)	CF	9300004702	11/30/2012	9.29
55000000	Transportation (O&M)	CF	9300004702	11/30/2012	(9.29)
55000000	Transportation (O&M)	CF	9300004703	11/30/2012	21.93
55000000	Transportation (O&M)	CF	9300004703	11/30/2012	(21.93)
55000000	Transportation (O&M)	CF	9300004704	11/30/2012	671.64
55000000	Transportation (O&M)	CF	9300004704	11/30/2012	(671.64)
55000000	Transportation (O&M)	CF	9300004705	11/30/2012	748.47
55000000	Transportation (O&M)	CF	9300004705	11/30/2012	(748.47)
55000000	Transportation (O&M)	CF	9300004706	11/30/2012	257.77
55000000	Transportation (O&M)	CF	9300004706	11/30/2012	(257.77)
55000000	Transportation (O&M)	CF	9300004707	11/30/2012	4,854.64
55000000	Transportation (O&M)	CF	9300004707	11/30/2012	(4,854.64)
55000000	Transportation (O&M)	CF	9300004708	11/30/2012	27.78
55000000	Transportation (O&M)	CF	9300004708	11/30/2012	(27.78)
55000000	Transportation (O&M)	CF	9300004709	11/30/2012	120.15
55000000	Transportation (O&M)	CF	9300004709	11/30/2012	(120.15)
55000000	Transportation (O&M)	CF	9300004710	11/30/2012	18.15
55000000	Transportation (O&M)	CF	9300004710	11/30/2012	(18.15)
55000000	Transportation (O&M)	CF	9300004711	11/30/2012	117.44
55000000	Transportation (O&M)	CF	9300004711	11/30/2012	(117.44)
55000000	Transportation (O&M)	CF	9300004712	11/30/2012	996.40
55000000	Transportation (O&M)	CF	9300004712	11/30/2012	(996.40)
55000000	Transportation (O&M)	CF	9300004713	11/30/2012	6.02
55000000	Transportation (O&M)	CF	9300004713	11/30/2012	(6.02)
55000000	Transportation (O&M)	CF	9300004714	11/30/2012	650.78
55000000	Transportation (O&M)	CF	9300004714	11/30/2012	(650.78)
55000000	Transportation (O&M)	CF	9300004715	11/30/2012	465.26
55000000	Transportation (O&M)	CF	9300004715	11/30/2012	(465.26)
55000000	Transportation (O&M)	CF	9300004716	11/30/2012	183.29
55000000	Transportation (O&M)	CF	9300004716	11/30/2012	(183.29)
55000000	Transportation (O&M)	CF	9300004717	11/30/2012	61.88
55000000	Transportation (O&M)	CF	9300004717	11/30/2012	(61.88)
55000000	Transportation (O&M)	CF	9300004718	11/30/2012	500.96
55000000	Transportation (O&M)	CF	9300004718	11/30/2012	(500.96)
55000000	Transportation (O&M)	CF	9300004719	11/30/2012	302.85
55000000	Transportation (O&M)	CF	9300004719	11/30/2012	(302.85)
55000000	Transportation (O&M)	CF	9300004720	11/30/2012	31.43

Kentucky American Water Company  
Case No. 2012-00520  
Response to PSC DR1, Item 31

Account	Description	Doc Type	Document Number	Posting Date	Amount
55000000	Transportation (O&M)	CF	9300004720	11/30/2012	(31.43)
55000000	Transportation (O&M)	CF	9300004721	11/30/2012	1,149.09
55000000	Transportation (O&M)	CF	9300004721	11/30/2012	(1,149.09)
55000000	Transportation (O&M)	CF	9300004722	11/30/2012	514.30
55000000	Transportation (O&M)	CF	9300004722	11/30/2012	(514.30)
55000000	Transportation (O&M)	CF	9300004723	11/30/2012	117.58
55000000	Transportation (O&M)	CF	9300004723	11/30/2012	(117.58)
55000000	Transportation (O&M)	CF	9300004724	11/30/2012	120.62
55000000	Transportation (O&M)	CF	9300004724	11/30/2012	(120.62)
55000000	Transportation (O&M)	CF	9300004725	11/30/2012	77.41
55000000	Transportation (O&M)	CF	9300004725	11/30/2012	(77.41)
55000000	Transportation (O&M)	CF	9300004726	11/30/2012	389.55
55000000	Transportation (O&M)	CF	9300004726	11/30/2012	(389.55)
55000000	Transportation (O&M)	CF	9300004727	11/30/2012	13.53
55000000	Transportation (O&M)	CF	9300004727	11/30/2012	(13.53)
55000000	Transportation (O&M)	CF	9300004728	11/30/2012	82.87
55000000	Transportation (O&M)	CF	9300004728	11/30/2012	(82.87)
55000000	Transportation (O&M)	CF	9300004729	11/30/2012	423.39
55000000	Transportation (O&M)	CF	9300004729	11/30/2012	(423.39)
55000000	Transportation (O&M)	CF	9300004730	11/30/2012	100.82
55000000	Transportation (O&M)	CF	9300004730	11/30/2012	(100.82)
55000000	Transportation (O&M)	CF	9300004731	11/30/2012	146.70
55000000	Transportation (O&M)	CF	9300004731	11/30/2012	(146.70)
55000000	Transportation (O&M)	CF	9300004732	11/30/2012	1,183.57
55000000	Transportation (O&M)	CF	9300004732	11/30/2012	(1,183.57)
55000000	Transportation (O&M)	CF	9300004733	11/30/2012	9.35
55000000	Transportation (O&M)	CF	9300004733	11/30/2012	(9.35)
55000000	Transportation (O&M)	CF	9300004734	11/30/2012	14.03
55000000	Transportation (O&M)	CF	9300004734	11/30/2012	(14.03)
55000000	Transportation (O&M)	CF	9300004735	11/30/2012	40.02
55000000	Transportation (O&M)	CF	9300004735	11/30/2012	(40.02)
55000000	Transportation (O&M)	CF	9300004736	11/30/2012	46.33
55000000	Transportation (O&M)	CF	9300004736	11/30/2012	(46.33)
55000000	Transportation (O&M)	CF	9300004737	11/30/2012	18.53
55000000	Transportation (O&M)	CF	9300004737	11/30/2012	(18.53)
55000000	Transportation (O&M)	CF	9300004738	11/30/2012	109.91
55000000	Transportation (O&M)	CF	9300004738	11/30/2012	(109.91)
55000000	Transportation (O&M)	CF	9300004739	11/30/2012	23.38
55000000	Transportation (O&M)	CF	9300004739	11/30/2012	(23.38)
55000000	Transportation (O&M)	CF	9300004740	11/30/2012	22.95
55000000	Transportation (O&M)	CF	9300004740	11/30/2012	(22.95)
55000000	Transportation (O&M)	CF	9300004741	11/30/2012	22.94
55000000	Transportation (O&M)	CF	9300004741	11/30/2012	(22.94)
55000000	Transportation (O&M)	CF	9300004742	11/30/2012	82.06
55000000	Transportation (O&M)	CF	9300004742	11/30/2012	(82.06)
55000000	Transportation (O&M)	CF	9300004743	11/30/2012	65.54
55000000	Transportation (O&M)	CF	9300004743	11/30/2012	(65.54)
55000000	Transportation (O&M)	CF	9300004744	11/30/2012	31.63
55000000	Transportation (O&M)	CF	9300004744	11/30/2012	(31.63)
55000000	Transportation (O&M)	CF	9300004745	11/30/2012	148.36
55000000	Transportation (O&M)	CF	9300004745	11/30/2012	(148.36)
55000000	Transportation (O&M)	CF	9300004746	11/30/2012	13.63
55000000	Transportation (O&M)	CF	9300004746	11/30/2012	(13.63)
55000000	Transportation (O&M)	CF	9300004747	11/30/2012	131.83
55000000	Transportation (O&M)	CF	9300004747	11/30/2012	(131.83)
55000000	Transportation (O&M)	CF	9300004748	11/30/2012	62.40
55000000	Transportation (O&M)	CF	9300004748	11/30/2012	(62.40)
55000000	Transportation (O&M)	CF	9300004749	11/30/2012	235.03
55000000	Transportation (O&M)	CF	9300004749	11/30/2012	(235.03)
55000000	Transportation (O&M)	CF	9300004750	11/30/2012	59.47
55000000	Transportation (O&M)	CF	9300004750	11/30/2012	(59.47)
55000000	Transportation (O&M)	CF	9300004751	11/30/2012	89.12
55000000	Transportation (O&M)	CF	9300004751	11/30/2012	(89.12)
55000000	Transportation (O&M)	CF	9300004752	11/30/2012	1.73
55000000	Transportation (O&M)	CF	9300004752	11/30/2012	(1.73)
55000000	Transportation (O&M)	CF	9300004753	11/30/2012	153.00
55000000	Transportation (O&M)	CF	9300004753	11/30/2012	(153.00)
55000000	Transportation (O&M)	CF	9300004754	11/30/2012	53.62
55000000	Transportation (O&M)	CF	9300004754	11/30/2012	(53.62)
55000000	Transportation (O&M)	CF	9300004755	11/30/2012	4.47
55000000	Transportation (O&M)	CF	9300004755	11/30/2012	(4.47)
55000000	Transportation (O&M)	CF	9300004756	11/30/2012	2.59
55000000	Transportation (O&M)	CF	9300004756	11/30/2012	(2.59)
55000000	Transportation (O&M)	CF	9300004757	11/30/2012	68.83
55000000	Transportation (O&M)	CF	9300004757	11/30/2012	(68.83)
55000000	Transportation (O&M)	CF	9300004758	11/30/2012	25.00
55000000	Transportation (O&M)	CF	9300004758	11/30/2012	(25.00)

Kentucky American Water Company  
Case No. 2012-00520  
Response to PSC DR1, Item 31

Account	Description	Doc Type	Document Number	Posting Date	Amount
55000000	Transportation (O&M)	CF	9300004759	11/30/2012	2.59
55000000	Transportation (O&M)	CF	9300004759	11/30/2012	(2.59)
55000000	Transportation (O&M)	CF	9300004760	11/30/2012	2.59
55000000	Transportation (O&M)	CF	9300004760	11/30/2012	(2.59)
55000000	Transportation (O&M)	CF	9300004761	11/30/2012	12.68
55000000	Transportation (O&M)	CF	9300004761	11/30/2012	(12.68)
55000000	Transportation (O&M)	CF	9300004762	11/30/2012	7.81
55000000	Transportation (O&M)	CF	9300004762	11/30/2012	(7.81)
55000000	Transportation (O&M)	CF	9300004763	11/30/2012	15.28
55000000	Transportation (O&M)	CF	9300004763	11/30/2012	(15.28)
55000000	Transportation (O&M)	CF	9300004764	11/30/2012	34.58
55000000	Transportation (O&M)	CF	9300004764	11/30/2012	(34.58)
55000000	Transportation (O&M)	CF	9300004765	11/30/2012	12.32
55000000	Transportation (O&M)	CF	9300004765	11/30/2012	(12.32)
55000000	Transportation (O&M)	CF	9300004790	11/30/2012	(670.96)
55000000	Transportation (O&M)	CF	9300004790	11/30/2012	670.96
55000000	Transportation (O&M)	CF	9300004792	11/30/2012	(9.29)
55000000	Transportation (O&M)	CF	9300004792	11/30/2012	9.29
55000000	Transportation (O&M)	CF	9300004794	11/30/2012	(21.93)
55000000	Transportation (O&M)	CF	9300004794	11/30/2012	21.93
55000000	Transportation (O&M)	CF	9300004799	11/30/2012	(1,149.09)
55000000	Transportation (O&M)	CF	9300004799	11/30/2012	1,149.09
55000000	Transportation (O&M)	CF	9300004806	11/30/2012	(183.29)
55000000	Transportation (O&M)	CF	9300004806	11/30/2012	183.29
55000000	Transportation (O&M)	CF	9300004808	11/30/2012	(500.96)
55000000	Transportation (O&M)	CF	9300004808	11/30/2012	500.96
55000000	Transportation (O&M)	CF	9300004811	11/30/2012	(671.64)
55000000	Transportation (O&M)	CF	9300004811	11/30/2012	671.64
55000000	Transportation (O&M)	CF	9300004814	11/30/2012	(257.77)
55000000	Transportation (O&M)	CF	9300004814	11/30/2012	257.77
55000000	Transportation (O&M)	CF	9300004818	11/30/2012	(18.15)
55000000	Transportation (O&M)	CF	9300004818	11/30/2012	18.15
55000000	Transportation (O&M)	CF	9300004820	11/30/2012	(100.82)
55000000	Transportation (O&M)	CF	9300004820	11/30/2012	100.82
55000000	Transportation (O&M)	CF	9300004822	11/30/2012	(31.43)
55000000	Transportation (O&M)	CF	9300004822	11/30/2012	31.43
55000000	Transportation (O&M)	CF	9300004824	11/30/2012	(514.30)
55000000	Transportation (O&M)	CF	9300004824	11/30/2012	514.30
55000000	Transportation (O&M)	CF	9300004828	11/30/2012	(996.40)
55000000	Transportation (O&M)	CF	9300004828	11/30/2012	996.40
55000000	Transportation (O&M)	CF	9300004831	11/30/2012	(77.41)
55000000	Transportation (O&M)	CF	9300004831	11/30/2012	77.41
55000000	Transportation (O&M)	CF	9300004833	11/30/2012	(13.53)
55000000	Transportation (O&M)	CF	9300004833	11/30/2012	13.53
55000000	Transportation (O&M)	CF	9300004835	11/30/2012	(6.02)
55000000	Transportation (O&M)	CF	9300004835	11/30/2012	6.02
55000000	Transportation (O&M)	CF	9300004840	11/30/2012	(650.78)
55000000	Transportation (O&M)	CF	9300004840	11/30/2012	650.78
55000000	Transportation (O&M)	CF	9300004844	11/30/2012	(302.85)
55000000	Transportation (O&M)	CF	9300004844	11/30/2012	302.85
55000000	Transportation (O&M)	CF	9300004847	11/30/2012	(748.47)
55000000	Transportation (O&M)	CF	9300004847	11/30/2012	748.47
55000000	Transportation (O&M)	CF	9300004849	11/30/2012	(117.44)
55000000	Transportation (O&M)	CF	9300004849	11/30/2012	117.44
55000000	Transportation (O&M)	CF	9300004851	11/30/2012	(389.55)
55000000	Transportation (O&M)	CF	9300004851	11/30/2012	389.55
55000000	Transportation (O&M)	CF	9300004853	11/30/2012	(423.39)
55000000	Transportation (O&M)	CF	9300004853	11/30/2012	423.39
55000000	Transportation (O&M)	CF	9300004857	11/30/2012	(5,153.08)
55000000	Transportation (O&M)	CF	9300004857	11/30/2012	5,153.08
55000000	Transportation (O&M)	CF	9300004860	11/30/2012	(465.26)
55000000	Transportation (O&M)	CF	9300004860	11/30/2012	465.26
55000000	Transportation (O&M)	CF	9300004862	11/30/2012	(120.62)
55000000	Transportation (O&M)	CF	9300004862	11/30/2012	120.62
55000000	Transportation (O&M)	CF	9300004864	11/30/2012	(82.87)
55000000	Transportation (O&M)	CF	9300004864	11/30/2012	82.87
55000000	Transportation (O&M)	CF	9300004868	11/30/2012	(27.78)
55000000	Transportation (O&M)	CF	9300004868	11/30/2012	27.78
55000000	Transportation (O&M)	CF	9300004870	11/30/2012	(61.88)
55000000	Transportation (O&M)	CF	9300004870	11/30/2012	61.88
55000000	Transportation (O&M)	CF	9300004872	11/30/2012	(64.06)
55000000	Transportation (O&M)	CF	9300004872	11/30/2012	64.06
55000000	Transportation (O&M)	CF	9300004874	11/30/2012	(4,854.64)
55000000	Transportation (O&M)	CF	9300004874	11/30/2012	4,854.64
55000000	Transportation (O&M)	CF	9300004876	11/30/2012	(120.15)
55000000	Transportation (O&M)	CF	9300004876	11/30/2012	120.15
55000000	Transportation (O&M)	CF	9300004878	11/30/2012	(117.58)

Kentucky American Water Company  
Case No. 2012-00520  
Response to PSC DR1, Item 31

Account	Description	Doc Type	Document Number	Posting Date	Amount
55000000	Transportation (O&M)	CF	9300004878	11/30/2012	117.58
55000000	Transportation (O&M)	CF	9300004880	11/30/2012	(146.70)
55000000	Transportation (O&M)	CF	9300004880	11/30/2012	146.70
55000000	Transportation (O&M)	CS	9300004605	11/30/2012	46.67
55000000	Transportation (O&M)	CS	9300004914	11/30/2012	(67.15)
55000000	Transportation (O&M)	CS	9300004950	11/30/2012	(219.99)
55000000	Transportation (O&M)	CS	9300004873	11/30/2012	109.05
55000000	Transportation (O&M)	CS	9300004960	11/30/2012	(2,028.44)
55000000	Transportation (O&M)	CS	9300005007	11/30/2012	(356.11)
55000000	Transportation (O&M)	CS	9300004356	11/30/2012	294.96
55000000	Transportation (O&M)	CS	9300004897	11/30/2012	(195.09)
55000000	Transportation (O&M)	CS	9300004974	11/30/2012	(11.65)
55000000	Transportation (O&M)	CS	9300004396	11/30/2012	(1,711.23)
55000000	Transportation (O&M)	CS	9300004591	11/30/2012	(1,274.90)
55000000	Transportation (O&M)	CS	9300004654	11/30/2012	(1,065.33)
55000000	Transportation (O&M)	CS	9300004936	11/30/2012	(484.59)
55000000	Transportation (O&M)	CS	9300004946	11/30/2012	(30.00)
55000000	Transportation (O&M)	CS	9300004954	11/30/2012	(114.00)
55000000	Transportation (O&M)	CS	9300005000	11/30/2012	(103.95)
55000000	Transportation (O&M)	CS	9300004970	11/30/2012	(212.02)
55000000	Transportation (O&M)	CS	9300004942	11/30/2012	(54.85)
55000000	Transportation (O&M)	CS	9300004989	11/30/2012	(73.22)
55000000	Transportation (O&M)	CS	9300004924	11/30/2012	(47.12)
55000013	Trans Oper WT	CS	9300004605	11/30/2012	(46.67)
55000013	Trans Oper WT	CS	9300004914	11/30/2012	67.15
55000014	Trans Oper TD	CS	9300004950	11/30/2012	219.99
55000014	Trans Oper TD	CS	9300004873	11/30/2012	(109.05)
55000014	Trans Oper TD	CS	9300004960	11/30/2012	2,028.44
55000014	Trans Oper TD	CS	9300005007	11/30/2012	356.11
55000016	Trans Oper AG	CS	9300004356	11/30/2012	(294.96)
55000016	Trans Oper AG	CS	9300004897	11/30/2012	195.09
55000016	Trans Oper AG	CS	9300004974	11/30/2012	11.65
55000016	Trans Oper AG	CS	9300004396	11/30/2012	1,711.23
55000016	Trans Oper AG	CS	9300004591	11/30/2012	1,274.90
55000016	Trans Oper AG	CS	9300004654	11/30/2012	1,065.33
55000016	Trans Oper AG	CS	9300004936	11/30/2012	484.59
55000016	Trans Oper AG	CS	9300004946	11/30/2012	30.00
55000016	Trans Oper AG	CS	9300004954	11/30/2012	114.00
55000016	Trans Oper AG	CS	9300005000	11/30/2012	103.95
55000016	Trans Oper AG	CS	9300004970	11/30/2012	212.02
55000016	Trans Oper AG	CS	9300004942	11/30/2012	54.85
55000021	Trans Maint SS	CS	9300004989	11/30/2012	73.22
55000023	Trans Maint WT	CS	9300004924	11/30/2012	47.12
55000100	Trans Cap Credits	UT	9300004787	11/30/2012	(9.35)
55000100	Trans Cap Credits	UT	9300004535	11/30/2012	(1,283.63)
55000100	Trans Cap Credits	UT	9300004786	11/30/2012	(1,183.57)
55000100	Trans Cap Credits	UT	9300004786	11/30/2012	1.10
55000100	Trans Cap Credits	UT	9300004533	11/30/2012	(81.13)
55000100	Trans Cap Credits	UT	9300004780	11/30/2012	(14.03)
55000100	Trans Cap Credits	UZ	2000000524	11/30/2012	(109.91)
55000100	Trans Cap Credits	UZ	2000000524	11/30/2012	(18.53)
55000100	Trans Cap Credits	UZ	2000000524	11/30/2012	(46.33)
55000100	Trans Cap Credits	UZ	2000000524	11/30/2012	(40.02)
55000100	Trans Cap Credits	UZ	2000000524	11/30/2012	(12.32)
55000100	Trans Cap Credits	UZ	2000000524	11/30/2012	(23.38)
55000100	Trans Cap Credits	CS	9300004534	11/30/2012	(196.99)
55000100	Trans Cap Credits	CS	9300004785	11/30/2012	(68.85)
55000100	Trans Cap Credits	UZ	2000000524	11/30/2012	(22.94)
55000100	Trans Cap Credits	UZ	2000000524	11/30/2012	(22.95)
55000100	Trans Cap Credits	UZ	2000000524	11/30/2012	(31.63)
55000100	Trans Cap Credits	UZ	2000000524	11/30/2012	(65.54)
55000100	Trans Cap Credits	UZ	2000000524	11/30/2012	(82.06)
55000100	Trans Cap Credits	UZ	2000000524	11/30/2012	(148.36)
55000100	Trans Cap Credits	UZ	2000000524	11/30/2012	(13.63)
55000100	Trans Cap Credits	UZ	2000000524	11/30/2012	(131.83)
55000100	Trans Cap Credits	UZ	2000000549	11/30/2012	(15.90)
55000100	Trans Cap Credits	UZ	2000000524	11/30/2012	(62.40)
55000100	Trans Cap Credits	UZ	2000000524	11/30/2012	(235.03)
55000100	Trans Cap Credits	UZ	2000000524	11/30/2012	(59.47)
55000100	Trans Cap Credits	UZ	2000000524	11/30/2012	(153.00)
55000100	Trans Cap Credits	UZ	2000000524	11/30/2012	(1.73)
55000100	Trans Cap Credits	UZ	2000000524	11/30/2012	(89.12)
55000100	Trans Cap Credits	UZ	2000000524	11/30/2012	(53.62)
55000100	Trans Cap Credits	UZ	2000000524	11/30/2012	(4.47)
55000100	Trans Cap Credits	UZ	2000000524	11/30/2012	(34.58)
55000100	Trans Cap Credits	UZ	2000000524	11/30/2012	(2.59)
55000100	Trans Cap Credits	UZ	2000000524	11/30/2012	(2.59)

Kentucky American Water Company  
Case No. 2012-00520  
Response to PSC DR1, Item 31

Account	Description	Doc Type	Document Number	Posting Date	Amount
55000100	Trans Cap Credits	UZ	2000000524	11/30/2012	(2.59)
55000100	Trans Cap Credits	UZ	2000000524	11/30/2012	(12.68)
55000100	Trans Cap Credits	UZ	2000000524	11/30/2012	(7.81)
55000100	Trans Cap Credits	UZ	2000000524	11/30/2012	(15.28)
55000100	Trans Cap Credits	UZ	2000000524	11/30/2012	(68.83)
55000100	Trans Cap Credits	UZ	2000000524	11/30/2012	(25.00)
55010100	Trans Lease Costs	SV	100001961	11/30/2012	1,518.90
55010100	Trans Lease Costs	KR	5000003478	11/30/2012	9,281.07
55010200	Trans Lease Fuel	SV	100001957	11/30/2012	23,750.04
55010200	Trans Lease Fuel	SV	100001957	11/30/2012	3,674.15
55010200	Trans Lease Fuel	SV	100001957	11/30/2012	205.52
55010200	Trans Lease Fuel	SV	100001961	11/30/2012	30,013.57
55010200	Trans Lease Fuel	SV	100001961	11/30/2012	4,804.16
55010200	Trans Lease Fuel	SV	100001961	11/30/2012	300.39
55010200	Trans Lease Fuel	SV	100001962	11/30/2012	9,841.03
55010200	Trans Lease Fuel	SV	100001962	11/30/2012	1,456.20
55010200	Trans Lease Fuel	SV	100001962	11/30/2012	95.20
55010200	Trans Lease Fuel	ZI	9000000002	11/30/2012	86.65
55010200	Trans Lease Fuel	ZI	9000000028	11/30/2012	113.51
55010200	Trans Lease Fuel	ZI	9000000053	11/30/2012	14.00
55010200	Trans Lease Fuel	ZI	9000000054	11/30/2012	109.00
55010200	Trans Lease Fuel	ZI	9000000082	11/30/2012	108.00
55010200	Trans Lease Fuel	ZI	9000000214	11/30/2012	105.00
55010200	Trans Lease Fuel	ZI	9000000317	11/30/2012	47.29
55010200	Trans Lease Fuel	ZI	9000000418	11/30/2012	65.65
55010200	Trans Lease Fuel	ZI	9000000423	11/30/2012	99.00
55010200	Trans Lease Fuel	ZI	9000000474	11/30/2012	70.55
55010200	Trans Lease Fuel	ZI	9000000759	11/30/2012	40.91
55010200	Trans Lease Fuel	ZI	9000001047	11/30/2012	34.28
55010200	Trans Lease Fuel	CF	9300004898	11/30/2012	(40.91)
55010200	Trans Lease Fuel	CF	9300004898	11/30/2012	40.91
55010200	Trans Lease Fuel	CF	9300004913	11/30/2012	(483.79)
55010200	Trans Lease Fuel	CF	9300004913	11/30/2012	483.79
55010200	Trans Lease Fuel	CF	9300004929	11/30/2012	(47.29)
55010200	Trans Lease Fuel	CF	9300004929	11/30/2012	47.29
55010200	Trans Lease Fuel	CF	9300004943	11/30/2012	(86.65)
55010200	Trans Lease Fuel	CF	9300004943	11/30/2012	86.65
55010200	Trans Lease Fuel	CF	9300004945	11/30/2012	(136.20)
55010200	Trans Lease Fuel	CF	9300004945	11/30/2012	136.20
55010200	Trans Lease Fuel	CF	9300004949	11/30/2012	(99.00)
55010200	Trans Lease Fuel	CF	9300004949	11/30/2012	99.00
55010200	Trans Lease Fuel	CF	9300004975	11/30/2012	(12.01)
55010200	Trans Lease Fuel	CF	9300004975	11/30/2012	12.01
55010300	Trans Lease Maint	SV	100001957	11/30/2012	10,767.58
55010300	Trans Lease Maint	SV	100001957	11/30/2012	1,227.38
55010300	Trans Lease Maint	SV	100001957	11/30/2012	5.00
55010300	Trans Lease Maint	SV	100001958	11/30/2012	365.58
55010300	Trans Lease Maint	SV	100001961	11/30/2012	(21,770.07)
55010300	Trans Lease Maint	SV	100001961	11/30/2012	1,121.95
55010300	Trans Lease Maint	SV	100001961	11/30/2012	5.00
55010300	Trans Lease Maint	ZI	9000000096	11/30/2012	34.51
55010300	Trans Lease Maint	ZI	9000000362	11/30/2012	94.02
55010300	Trans Lease Maint	ZI	9000000373	11/30/2012	42.50
55010300	Trans Lease Maint	ZI	9000000375	11/30/2012	42.50
55010300	Trans Lease Maint	ZI	9000000376	11/30/2012	42.50
55010300	Trans Lease Maint	ZI	9000000738	11/30/2012	113.61
55010300	Trans Lease Maint	CF	9300004592	11/30/2012	(297.28)
55010300	Trans Lease Maint	CF	9300004592	11/30/2012	297.28
55010300	Trans Lease Maint	CF	9300004623	11/30/2012	(3,779.54)
55010300	Trans Lease Maint	CF	9300004623	11/30/2012	3,779.54
55010300	Trans Lease Maint	CF	9300004917	11/30/2012	(113.61)
55010300	Trans Lease Maint	CF	9300004917	11/30/2012	113.61
55010300	Trans Lease Maint	CF	9300004920	11/30/2012	(42.50)
55010300	Trans Lease Maint	CF	9300004920	11/30/2012	42.50
55010300	Trans Lease Maint	CF	9300004929	11/30/2012	(179.02)
55010300	Trans Lease Maint	CF	9300004929	11/30/2012	179.02
55010300	Trans Lease Maint	CF	9300004949	11/30/2012	(34.51)
55010300	Trans Lease Maint	CF	9300004949	11/30/2012	34.51
55010300	Trans Lease Maint	CF	9300004975	11/30/2012	(1,546.38)
55010300	Trans Lease Maint	CF	9300004975	11/30/2012	1,546.38
55110000	Ins Vehicle	SA	100001852	11/30/2012	2,949.17
55110000	Ins Vehicle	CF	9300004637	11/30/2012	(2,949.17)
55110000	Ins Vehicle	CF	9300004637	11/30/2012	2,949.17
55710000	Ins General Liability	SA	100001826	11/30/2012	209.59
55710000	Ins General Liability	SA	100001827	11/30/2012	231.37
55710000	Ins General Liability	SA	100001830	11/30/2012	532.99
55710000	Ins General Liability	SA	100001833	11/30/2012	4,510.47

Kentucky American Water Company  
Case No. 2012-00520  
Response to PSC DR1, Item 31

Account	Description	Doc Type	Document Number	Posting Date	Amount
55710000	Ins General Liability	SA	100001834	11/30/2012	824.99
55710000	Ins General Liability	SA	100001835	11/30/2012	782.78
55710000	Ins General Liability	SA	100001836	11/30/2012	412.95
55710000	Ins General Liability	SA	100001837	11/30/2012	66.42
55710000	Ins General Liability	SA	100001850	11/30/2012	146.85
55710000	Ins General Liability	SA	100001851	11/30/2012	17,685.20
55710000	Ins General Liability	CF	9300004637	11/30/2012	(24,815.80)
55710000	Ins General Liability	CF	9300004637	11/30/2012	24,815.80
55710000	Ins General Liability	CF	9300004655	11/30/2012	(587.81)
55710000	Ins General Liability	CF	9300004655	11/30/2012	587.81
55720000	Ins Work Comp	SA	100001832	11/30/2012	13,570.32
55720000	Ins Work Comp	CF	9300004250	11/30/2012	3.91
55720000	Ins Work Comp	CF	9300004250	11/30/2012	(3.91)
55720000	Ins Work Comp	CF	9300004251	11/30/2012	0.46
55720000	Ins Work Comp	CF	9300004251	11/30/2012	(0.46)
55720000	Ins Work Comp	CF	9300004252	11/30/2012	3.33
55720000	Ins Work Comp	CF	9300004252	11/30/2012	(3.33)
55720000	Ins Work Comp	CF	9300004253	11/30/2012	6.66
55720000	Ins Work Comp	CF	9300004253	11/30/2012	(6.66)
55720000	Ins Work Comp	CF	9300004254	11/30/2012	4.53
55720000	Ins Work Comp	CF	9300004254	11/30/2012	(4.53)
55720000	Ins Work Comp	CF	9300004255	11/30/2012	3.33
55720000	Ins Work Comp	CF	9300004255	11/30/2012	(3.33)
55720000	Ins Work Comp	CF	9300004256	11/30/2012	0.46
55720000	Ins Work Comp	CF	9300004256	11/30/2012	(0.46)
55720000	Ins Work Comp	CF	9300004257	11/30/2012	3.82
55720000	Ins Work Comp	CF	9300004257	11/30/2012	(3.82)
55720000	Ins Work Comp	CF	9300004258	11/30/2012	3.26
55720000	Ins Work Comp	CF	9300004258	11/30/2012	(3.26)
55720000	Ins Work Comp	CF	9300004259	11/30/2012	(3.91)
55720000	Ins Work Comp	CF	9300004259	11/30/2012	3.91
55720000	Ins Work Comp	CF	9300004260	11/30/2012	(0.46)
55720000	Ins Work Comp	CF	9300004260	11/30/2012	0.46
55720000	Ins Work Comp	CF	9300004261	11/30/2012	(3.33)
55720000	Ins Work Comp	CF	9300004261	11/30/2012	3.33
55720000	Ins Work Comp	CF	9300004262	11/30/2012	(6.66)
55720000	Ins Work Comp	CF	9300004262	11/30/2012	6.66
55720000	Ins Work Comp	CF	9300004263	11/30/2012	(4.53)
55720000	Ins Work Comp	CF	9300004263	11/30/2012	4.53
55720000	Ins Work Comp	CF	9300004264	11/30/2012	(3.33)
55720000	Ins Work Comp	CF	9300004264	11/30/2012	3.33
55720000	Ins Work Comp	CF	9300004265	11/30/2012	(0.46)
55720000	Ins Work Comp	CF	9300004265	11/30/2012	0.46
55720000	Ins Work Comp	CF	9300004266	11/30/2012	(3.82)
55720000	Ins Work Comp	CF	9300004266	11/30/2012	3.82
55720000	Ins Work Comp	CF	9300004267	11/30/2012	(3.26)
55720000	Ins Work Comp	CF	9300004267	11/30/2012	3.26
55720000	Ins Work Comp	CF	9300004268	11/30/2012	(92.04)
55720000	Ins Work Comp	CF	9300004268	11/30/2012	92.04
55720000	Ins Work Comp	CF	9300004269	11/30/2012	(6.53)
55720000	Ins Work Comp	CF	9300004269	11/30/2012	6.53
55720000	Ins Work Comp	CF	9300004270	11/30/2012	(895.98)
55720000	Ins Work Comp	CF	9300004270	11/30/2012	895.98
55720000	Ins Work Comp	CF	9300004271	11/30/2012	(3.84)
55720000	Ins Work Comp	CF	9300004271	11/30/2012	3.84
55720000	Ins Work Comp	CF	9300004272	11/30/2012	(9.55)
55720000	Ins Work Comp	CF	9300004272	11/30/2012	9.55
55720000	Ins Work Comp	CF	9300004273	11/30/2012	(82.03)
55720000	Ins Work Comp	CF	9300004273	11/30/2012	82.03
55720000	Ins Work Comp	CF	9300004274	11/30/2012	(67.39)
55720000	Ins Work Comp	CF	9300004274	11/30/2012	67.39
55720000	Ins Work Comp	CF	9300004275	11/30/2012	8.69
55720000	Ins Work Comp	CF	9300004275	11/30/2012	(8.69)
55720000	Ins Work Comp	CF	9300004276	11/30/2012	(401.66)
55720000	Ins Work Comp	CF	9300004276	11/30/2012	401.66
55720000	Ins Work Comp	CF	9300004277	11/30/2012	(14.23)
55720000	Ins Work Comp	CF	9300004277	11/30/2012	14.23
55720000	Ins Work Comp	CF	9300004278	11/30/2012	(58.06)
55720000	Ins Work Comp	CF	9300004278	11/30/2012	58.06
55720000	Ins Work Comp	CF	9300004279	11/30/2012	(20.54)
55720000	Ins Work Comp	CF	9300004279	11/30/2012	20.54
55720000	Ins Work Comp	CF	9300004280	11/30/2012	(13.67)
55720000	Ins Work Comp	CF	9300004280	11/30/2012	13.67
55720000	Ins Work Comp	CF	9300004281	11/30/2012	(260.03)
55720000	Ins Work Comp	CF	9300004281	11/30/2012	260.03
55720000	Ins Work Comp	CF	9300004282	11/30/2012	(0.32)
55720000	Ins Work Comp	CF	9300004282	11/30/2012	0.32

Kentucky American Water Company  
Case No. 2012-00520  
Response to PSC DR1, Item 31

Account	Description	Doc Type	Document Number	Posting Date	Amount
55720000	Ins Work Comp	CF	9300004283	11/30/2012	(5.35)
55720000	Ins Work Comp	CF	9300004283	11/30/2012	5.35
55720000	Ins Work Comp	CF	9300004284	11/30/2012	(70.73)
55720000	Ins Work Comp	CF	9300004284	11/30/2012	70.73
55720000	Ins Work Comp	CF	9300004285	11/30/2012	(55.43)
55720000	Ins Work Comp	CF	9300004285	11/30/2012	55.43
55720000	Ins Work Comp	CF	9300004286	11/30/2012	(20.66)
55720000	Ins Work Comp	CF	9300004286	11/30/2012	20.66
55720000	Ins Work Comp	CF	9300004287	11/30/2012	(26.00)
55720000	Ins Work Comp	CF	9300004287	11/30/2012	26.00
55720000	Ins Work Comp	CF	9300004288	11/30/2012	(32.80)
55720000	Ins Work Comp	CF	9300004288	11/30/2012	32.80
55720000	Ins Work Comp	CF	9300004289	11/30/2012	(43.28)
55720000	Ins Work Comp	CF	9300004289	11/30/2012	43.28
55720000	Ins Work Comp	CF	9300004290	11/30/2012	(2.75)
55720000	Ins Work Comp	CF	9300004290	11/30/2012	2.75
55720000	Ins Work Comp	CF	9300004291	11/30/2012	(123.09)
55720000	Ins Work Comp	CF	9300004291	11/30/2012	123.09
55720000	Ins Work Comp	CF	9300004292	11/30/2012	(130.08)
55720000	Ins Work Comp	CF	9300004292	11/30/2012	130.08
55720000	Ins Work Comp	CF	9300004293	11/30/2012	(43.86)
55720000	Ins Work Comp	CF	9300004293	11/30/2012	43.86
55720000	Ins Work Comp	CF	9300004294	11/30/2012	(10.65)
55720000	Ins Work Comp	CF	9300004294	11/30/2012	10.65
55720000	Ins Work Comp	CF	9300004295	11/30/2012	(48.80)
55720000	Ins Work Comp	CF	9300004295	11/30/2012	48.80
55720000	Ins Work Comp	CF	9300004296	11/30/2012	(41.59)
55720000	Ins Work Comp	CF	9300004296	11/30/2012	41.59
55720000	Ins Work Comp	CF	9300004297	11/30/2012	(25.04)
55720000	Ins Work Comp	CF	9300004297	11/30/2012	25.04
55720000	Ins Work Comp	CF	9300004298	11/30/2012	(65.47)
55720000	Ins Work Comp	CF	9300004298	11/30/2012	65.47
55720000	Ins Work Comp	CF	9300004299	11/30/2012	(45.24)
55720000	Ins Work Comp	CF	9300004299	11/30/2012	45.24
55720000	Ins Work Comp	CF	9300004300	11/30/2012	(120.46)
55720000	Ins Work Comp	CF	9300004300	11/30/2012	120.46
55720000	Ins Work Comp	CF	9300004301	11/30/2012	(40.43)
55720000	Ins Work Comp	CF	9300004301	11/30/2012	40.43
55720000	Ins Work Comp	CF	9300004302	11/30/2012	2.61
55720000	Ins Work Comp	CF	9300004302	11/30/2012	(2.61)
55720000	Ins Work Comp	CF	9300004303	11/30/2012	74.23
55720000	Ins Work Comp	CF	9300004303	11/30/2012	(74.23)
55720000	Ins Work Comp	CF	9300004304	11/30/2012	13.41
55720000	Ins Work Comp	CF	9300004304	11/30/2012	(13.41)
55720000	Ins Work Comp	CF	9300004305	11/30/2012	(3.18)
55720000	Ins Work Comp	CF	9300004305	11/30/2012	3.18
55720000	Ins Work Comp	CF	9300004306	11/30/2012	4.29
55720000	Ins Work Comp	CF	9300004306	11/30/2012	(4.29)
55720000	Ins Work Comp	CF	9300004307	11/30/2012	25.82
55720000	Ins Work Comp	CF	9300004307	11/30/2012	(25.82)
55720000	Ins Work Comp	CF	9300004308	11/30/2012	(53.04)
55720000	Ins Work Comp	CF	9300004308	11/30/2012	53.04
55720000	Ins Work Comp	CF	9300004309	11/30/2012	(18.72)
55720000	Ins Work Comp	CF	9300004309	11/30/2012	18.72
55720000	Ins Work Comp	CF	9300004310	11/30/2012	(7.11)
55720000	Ins Work Comp	CF	9300004310	11/30/2012	7.11
55720000	Ins Work Comp	CF	9300004311	11/30/2012	(8.47)
55720000	Ins Work Comp	CF	9300004311	11/30/2012	8.47
55720000	Ins Work Comp	CF	9300004312	11/30/2012	27.34
55720000	Ins Work Comp	CF	9300004312	11/30/2012	(27.34)
55720000	Ins Work Comp	CF	9300004313	11/30/2012	(1.71)
55720000	Ins Work Comp	CF	9300004313	11/30/2012	1.71
55720000	Ins Work Comp	CF	9300004314	11/30/2012	(12.62)
55720000	Ins Work Comp	CF	9300004314	11/30/2012	12.62
55720000	Ins Work Comp	CF	9300004315	11/30/2012	(25.57)
55720000	Ins Work Comp	CF	9300004315	11/30/2012	25.57
55720000	Ins Work Comp	CF	9300004316	11/30/2012	4.39
55720000	Ins Work Comp	CF	9300004316	11/30/2012	(4.39)
55720000	Ins Work Comp	CF	9300004317	11/30/2012	(1.29)
55720000	Ins Work Comp	CF	9300004317	11/30/2012	1.29
55720000	Ins Work Comp	CF	9300004318	11/30/2012	1.94
55720000	Ins Work Comp	CF	9300004318	11/30/2012	(1.94)
55720000	Ins Work Comp	CF	9300004319	11/30/2012	(0.55)
55720000	Ins Work Comp	CF	9300004319	11/30/2012	0.55
55720000	Ins Work Comp	CF	9300004320	11/30/2012	1.77
55720000	Ins Work Comp	CF	9300004320	11/30/2012	(1.77)
55720000	Ins Work Comp	CF	9300004321	11/30/2012	4.90



Kentucky American Water Company  
Case No. 2012-00520  
Response to PSC DR1, Item 31

Account	Description	Doc Type	Document Number	Posting Date	Amount
55720000	Ins Work Comp	CF	9300004321	11/30/2012	(4.90)
55720000	Ins Work Comp	CF	9300004322	11/30/2012	(8.39)
55720000	Ins Work Comp	CF	9300004322	11/30/2012	8.39
55720000	Ins Work Comp	CF	9300004323	11/30/2012	(16.88)
55720000	Ins Work Comp	CF	9300004323	11/30/2012	16.88
55720000	Ins Work Comp	CF	9300004324	11/30/2012	19.59
55720000	Ins Work Comp	CF	9300004324	11/30/2012	(19.59)
55720000	Ins Work Comp	CF	9300004325	11/30/2012	34.20
55720000	Ins Work Comp	CF	9300004325	11/30/2012	(34.20)
55720000	Ins Work Comp	CF	9300004326	11/30/2012	(18.09)
55720000	Ins Work Comp	CF	9300004326	11/30/2012	18.09
55720000	Ins Work Comp	CF	9300004327	11/30/2012	(35.72)
55720000	Ins Work Comp	CF	9300004327	11/30/2012	35.72
55720000	Ins Work Comp	CF	9300004328	11/30/2012	(1.56)
55720000	Ins Work Comp	CF	9300004328	11/30/2012	1.56
55720000	Ins Work Comp	CF	9300004329	11/30/2012	(14.53)
55720000	Ins Work Comp	CF	9300004329	11/30/2012	14.53
55720000	Ins Work Comp	CF	9300004330	11/30/2012	(10.71)
55720000	Ins Work Comp	CF	9300004330	11/30/2012	10.71
55720000	Ins Work Comp	CF	9300004331	11/30/2012	(33.06)
55720000	Ins Work Comp	CF	9300004331	11/30/2012	33.06
55720000	Ins Work Comp	CF	9300004332	11/30/2012	(70.26)
55720000	Ins Work Comp	CF	9300004332	11/30/2012	70.26
55720000	Ins Work Comp	CF	9300004333	11/30/2012	(2.35)
55720000	Ins Work Comp	CF	9300004333	11/30/2012	2.35
55720000	Ins Work Comp	CF	9300004334	11/30/2012	(31.12)
55720000	Ins Work Comp	CF	9300004334	11/30/2012	31.12
55720000	Ins Work Comp	CF	9300004335	11/30/2012	(3.31)
55720000	Ins Work Comp	CF	9300004335	11/30/2012	3.31
55720000	Ins Work Comp	CF	9300004336	11/30/2012	(10.60)
55720000	Ins Work Comp	CF	9300004336	11/30/2012	10.60
55720000	Ins Work Comp	CF	9300004337	11/30/2012	(24.39)
55720000	Ins Work Comp	CF	9300004337	11/30/2012	24.39
55720000	Ins Work Comp	CF	9300004338	11/30/2012	(1.71)
55720000	Ins Work Comp	CF	9300004338	11/30/2012	1.71
55720000	Ins Work Comp	CF	9300004339	11/30/2012	(2.77)
55720000	Ins Work Comp	CF	9300004339	11/30/2012	2.77
55720000	Ins Work Comp	CF	9300004340	11/30/2012	2.52
55720000	Ins Work Comp	CF	9300004340	11/30/2012	(2.52)
55720000	Ins Work Comp	CF	9300004341	11/30/2012	(19.18)
55720000	Ins Work Comp	CF	9300004341	11/30/2012	19.18
55720000	Ins Work Comp	CF	9300004342	11/30/2012	(3.08)
55720000	Ins Work Comp	CF	9300004342	11/30/2012	3.08
55720000	Ins Work Comp	CF	9300004343	11/30/2012	12.44
55720000	Ins Work Comp	CF	9300004343	11/30/2012	(12.44)
55720000	Ins Work Comp	CF	9300004344	11/30/2012	0.19
55720000	Ins Work Comp	CF	9300004344	11/30/2012	(0.19)
55720000	Ins Work Comp	CF	9300004345	11/30/2012	(15.17)
55720000	Ins Work Comp	CF	9300004345	11/30/2012	15.17
55720000	Ins Work Comp	CF	9300004346	11/30/2012	(5.39)
55720000	Ins Work Comp	CF	9300004346	11/30/2012	5.39
55720000	Ins Work Comp	CF	9300004348	11/30/2012	92.04
55720000	Ins Work Comp	CF	9300004348	11/30/2012	(92.04)
55720000	Ins Work Comp	CF	9300004350	11/30/2012	3.84
55720000	Ins Work Comp	CF	9300004350	11/30/2012	(3.84)
55720000	Ins Work Comp	CF	9300004352	11/30/2012	9.55
55720000	Ins Work Comp	CF	9300004352	11/30/2012	(9.55)
55720000	Ins Work Comp	CF	9300004357	11/30/2012	123.09
55720000	Ins Work Comp	CF	9300004357	11/30/2012	(123.09)
55720000	Ins Work Comp	CF	9300004364	11/30/2012	20.66
55720000	Ins Work Comp	CF	9300004364	11/30/2012	(20.66)
55720000	Ins Work Comp	CF	9300004366	11/30/2012	32.80
55720000	Ins Work Comp	CF	9300004366	11/30/2012	(32.80)
55720000	Ins Work Comp	CF	9300004369	11/30/2012	82.03
55720000	Ins Work Comp	CF	9300004369	11/30/2012	(82.03)
55720000	Ins Work Comp	CF	9300004371	11/30/2012	(8.69)
55720000	Ins Work Comp	CF	9300004371	11/30/2012	8.69
55720000	Ins Work Comp	CF	9300004373	11/30/2012	20.54
55720000	Ins Work Comp	CF	9300004373	11/30/2012	(20.54)
55720000	Ins Work Comp	CF	9300004375	11/30/2012	45.24
55720000	Ins Work Comp	CF	9300004375	11/30/2012	(45.24)
55720000	Ins Work Comp	CF	9300004378	11/30/2012	2.75
55720000	Ins Work Comp	CF	9300004378	11/30/2012	(2.75)
55720000	Ins Work Comp	CF	9300004380	11/30/2012	130.08
55720000	Ins Work Comp	CF	9300004380	11/30/2012	(130.08)
55720000	Ins Work Comp	CF	9300004384	11/30/2012	260.03
55720000	Ins Work Comp	CF	9300004384	11/30/2012	(260.03)

Kentucky American Water Company  
Case No. 2012-00520  
Response to PSC DR1, Item 31

Account	Description	Doc Type	Document Number	Posting Date	Amount
55720000	Ins Work Comp	CF	9300004388	11/30/2012	48.80
55720000	Ins Work Comp	CF	9300004388	11/30/2012	(48.80)
55720000	Ins Work Comp	CF	9300004390	11/30/2012	0.32
55720000	Ins Work Comp	CF	9300004390	11/30/2012	(0.32)
55720000	Ins Work Comp	CF	9300004394	11/30/2012	70.73
55720000	Ins Work Comp	CF	9300004394	11/30/2012	(70.73)
55720000	Ins Work Comp	CF	9300004397	11/30/2012	43.28
55720000	Ins Work Comp	CF	9300004397	11/30/2012	(43.28)
55720000	Ins Work Comp	CF	9300004401	11/30/2012	67.39
55720000	Ins Work Comp	CF	9300004401	11/30/2012	(67.39)
55720000	Ins Work Comp	CF	9300004403	11/30/2012	13.67
55720000	Ins Work Comp	CF	9300004403	11/30/2012	(13.67)
55720000	Ins Work Comp	CF	9300004405	11/30/2012	41.59
55720000	Ins Work Comp	CF	9300004405	11/30/2012	(41.59)
55720000	Ins Work Comp	CF	9300004407	11/30/2012	65.47
55720000	Ins Work Comp	CF	9300004407	11/30/2012	(65.47)
55720000	Ins Work Comp	CF	9300004412	11/30/2012	895.98
55720000	Ins Work Comp	CF	9300004412	11/30/2012	(895.98)
55720000	Ins Work Comp	CF	9300004414	11/30/2012	55.43
55720000	Ins Work Comp	CF	9300004414	11/30/2012	(55.43)
55720000	Ins Work Comp	CF	9300004416	11/30/2012	10.65
55720000	Ins Work Comp	CF	9300004416	11/30/2012	(10.65)
55720000	Ins Work Comp	CF	9300004418	11/30/2012	25.04
55720000	Ins Work Comp	CF	9300004418	11/30/2012	(25.04)
55720000	Ins Work Comp	CF	9300004420	11/30/2012	5.35
55720000	Ins Work Comp	CF	9300004420	11/30/2012	(5.35)
55720000	Ins Work Comp	CF	9300004423	11/30/2012	14.23
55720000	Ins Work Comp	CF	9300004423	11/30/2012	(14.23)
55720000	Ins Work Comp	CF	9300004425	11/30/2012	26.00
55720000	Ins Work Comp	CF	9300004425	11/30/2012	(26.00)
55720000	Ins Work Comp	CF	9300004427	11/30/2012	6.53
55720000	Ins Work Comp	CF	9300004427	11/30/2012	(6.53)
55720000	Ins Work Comp	CF	9300004429	11/30/2012	(401.66)
55720000	Ins Work Comp	CF	9300004429	11/30/2012	401.66
55720000	Ins Work Comp	CF	9300004431	11/30/2012	58.06
55720000	Ins Work Comp	CF	9300004431	11/30/2012	(58.06)
55720000	Ins Work Comp	CF	9300004435	11/30/2012	43.86
55720000	Ins Work Comp	CF	9300004435	11/30/2012	(43.86)
55720000	Ins Work Comp	CF	9300004437	11/30/2012	120.46
55720000	Ins Work Comp	CF	9300004437	11/30/2012	(120.46)
55720000	Ins Work Comp	CF	9300004445	11/30/2012	0.86
55720000	Ins Work Comp	CF	9300004445	11/30/2012	(0.86)
55720000	Ins Work Comp	CF	9300004446	11/30/2012	3.44
55720000	Ins Work Comp	CF	9300004446	11/30/2012	(3.44)
55720000	Ins Work Comp	CF	9300004447	11/30/2012	10.20
55720000	Ins Work Comp	CF	9300004447	11/30/2012	(10.20)
55720000	Ins Work Comp	CF	9300004448	11/30/2012	8.88
55720000	Ins Work Comp	CF	9300004448	11/30/2012	(8.88)
55720000	Ins Work Comp	CF	9300004449	11/30/2012	10.33
55720000	Ins Work Comp	CF	9300004449	11/30/2012	(10.33)
55720000	Ins Work Comp	CF	9300004450	11/30/2012	1.72
55720000	Ins Work Comp	CF	9300004450	11/30/2012	(1.72)
55720000	Ins Work Comp	CF	9300004451	11/30/2012	0.69
55720000	Ins Work Comp	CF	9300004451	11/30/2012	(0.69)
55720000	Ins Work Comp	CF	9300004452	11/30/2012	0.69
55720000	Ins Work Comp	CF	9300004452	11/30/2012	(0.69)
55720000	Ins Work Comp	CF	9300004453	11/30/2012	0.69
55720000	Ins Work Comp	CF	9300004453	11/30/2012	(0.69)
55720000	Ins Work Comp	CF	9300004454	11/30/2012	0.69
55720000	Ins Work Comp	CF	9300004454	11/30/2012	(0.69)
55720000	Ins Work Comp	CF	9300004455	11/30/2012	0.69
55720000	Ins Work Comp	CF	9300004455	11/30/2012	(0.69)
55720000	Ins Work Comp	CF	9300004456	11/30/2012	(0.86)
55720000	Ins Work Comp	CF	9300004456	11/30/2012	0.86
55720000	Ins Work Comp	CF	9300004457	11/30/2012	(3.44)
55720000	Ins Work Comp	CF	9300004457	11/30/2012	3.44
55720000	Ins Work Comp	CF	9300004458	11/30/2012	(10.20)
55720000	Ins Work Comp	CF	9300004458	11/30/2012	10.20
55720000	Ins Work Comp	CF	9300004459	11/30/2012	(8.88)
55720000	Ins Work Comp	CF	9300004459	11/30/2012	8.88
55720000	Ins Work Comp	CF	9300004460	11/30/2012	(10.33)
55720000	Ins Work Comp	CF	9300004460	11/30/2012	10.33
55720000	Ins Work Comp	CF	9300004461	11/30/2012	(1.72)
55720000	Ins Work Comp	CF	9300004461	11/30/2012	1.72
55720000	Ins Work Comp	CF	9300004463	11/30/2012	(0.69)
55720000	Ins Work Comp	CF	9300004463	11/30/2012	0.69
55720000	Ins Work Comp	CF	9300004464	11/30/2012	(0.69)

Kentucky American Water Company  
Case No. 2012-00520  
Response to PSC DR1, Item 31

Account	Description	Doc Type	Document Number	Posting Date	Amount
55720000	Ins Work Comp	CF	9300004464	11/30/2012	0.69
55720000	Ins Work Comp	CF	9300004465	11/30/2012	(0.69)
55720000	Ins Work Comp	CF	9300004465	11/30/2012	0.69
55720000	Ins Work Comp	CF	9300004466	11/30/2012	(0.69)
55720000	Ins Work Comp	CF	9300004466	11/30/2012	0.69
55720000	Ins Work Comp	CF	9300004467	11/30/2012	(0.69)
55720000	Ins Work Comp	CF	9300004467	11/30/2012	0.69
55720000	Ins Work Comp	CF	9300004468	11/30/2012	320.76
55720000	Ins Work Comp	CF	9300004468	11/30/2012	(320.76)
55720000	Ins Work Comp	CF	9300004469	11/30/2012	32.66
55720000	Ins Work Comp	CF	9300004469	11/30/2012	(32.66)
55720000	Ins Work Comp	CF	9300004470	11/30/2012	2,193.27
55720000	Ins Work Comp	CF	9300004470	11/30/2012	(2,193.27)
55720000	Ins Work Comp	CF	9300004471	11/30/2012	4.85
55720000	Ins Work Comp	CF	9300004471	11/30/2012	(4.85)
55720000	Ins Work Comp	CF	9300004472	11/30/2012	12.25
55720000	Ins Work Comp	CF	9300004472	11/30/2012	(12.25)
55720000	Ins Work Comp	CF	9300004473	11/30/2012	375.15
55720000	Ins Work Comp	CF	9300004473	11/30/2012	(375.15)
55720000	Ins Work Comp	CF	9300004474	11/30/2012	552.49
55720000	Ins Work Comp	CF	9300004474	11/30/2012	(552.49)
55720000	Ins Work Comp	CF	9300004475	11/30/2012	80.62
55720000	Ins Work Comp	CF	9300004475	11/30/2012	(80.62)
55720000	Ins Work Comp	CF	9300004476	11/30/2012	1,630.29
55720000	Ins Work Comp	CF	9300004476	11/30/2012	(1,630.29)
55720000	Ins Work Comp	CF	9300004477	11/30/2012	24.26
55720000	Ins Work Comp	CF	9300004477	11/30/2012	(24.26)
55720000	Ins Work Comp	CF	9300004478	11/30/2012	88.47
55720000	Ins Work Comp	CF	9300004478	11/30/2012	(88.47)
55720000	Ins Work Comp	CF	9300004479	11/30/2012	15.80
55720000	Ins Work Comp	CF	9300004479	11/30/2012	(15.80)
55720000	Ins Work Comp	CF	9300004480	11/30/2012	53.26
55720000	Ins Work Comp	CF	9300004480	11/30/2012	(53.26)
55720000	Ins Work Comp	CF	9300004481	11/30/2012	899.67
55720000	Ins Work Comp	CF	9300004481	11/30/2012	(899.67)
55720000	Ins Work Comp	CF	9300004482	11/30/2012	14.83
55720000	Ins Work Comp	CF	9300004482	11/30/2012	(14.83)
55720000	Ins Work Comp	CF	9300004483	11/30/2012	448.05
55720000	Ins Work Comp	CF	9300004483	11/30/2012	(448.05)
55720000	Ins Work Comp	CF	9300004484	11/30/2012	345.89
55720000	Ins Work Comp	CF	9300004484	11/30/2012	(345.89)
55720000	Ins Work Comp	CF	9300004485	11/30/2012	92.90
55720000	Ins Work Comp	CF	9300004485	11/30/2012	(92.90)
55720000	Ins Work Comp	CF	9300004486	11/30/2012	38.79
55720000	Ins Work Comp	CF	9300004486	11/30/2012	(38.79)
55720000	Ins Work Comp	CF	9300004487	11/30/2012	253.09
55720000	Ins Work Comp	CF	9300004487	11/30/2012	(253.09)
55720000	Ins Work Comp	CF	9300004488	11/30/2012	146.02
55720000	Ins Work Comp	CF	9300004488	11/30/2012	(146.02)
55720000	Ins Work Comp	CF	9300004489	11/30/2012	5.01
55720000	Ins Work Comp	CF	9300004489	11/30/2012	(5.01)
55720000	Ins Work Comp	CF	9300004490	11/30/2012	597.98
55720000	Ins Work Comp	CF	9300004490	11/30/2012	(597.98)
55720000	Ins Work Comp	CF	9300004491	11/30/2012	355.27
55720000	Ins Work Comp	CF	9300004491	11/30/2012	(355.27)
55720000	Ins Work Comp	CF	9300004492	11/30/2012	98.75
55720000	Ins Work Comp	CF	9300004492	11/30/2012	(98.75)
55720000	Ins Work Comp	CF	9300004493	11/30/2012	90.94
55720000	Ins Work Comp	CF	9300004493	11/30/2012	(90.94)
55720000	Ins Work Comp	CF	9300004494	11/30/2012	61.38
55720000	Ins Work Comp	CF	9300004494	11/30/2012	(61.38)
55720000	Ins Work Comp	CF	9300004495	11/30/2012	204.23
55720000	Ins Work Comp	CF	9300004495	11/30/2012	(204.23)
55720000	Ins Work Comp	CF	9300004496	11/30/2012	88.14
55720000	Ins Work Comp	CF	9300004496	11/30/2012	(88.14)
55720000	Ins Work Comp	CF	9300004497	11/30/2012	472.79
55720000	Ins Work Comp	CF	9300004497	11/30/2012	(472.79)
55720000	Ins Work Comp	CF	9300004498	11/30/2012	74.69
55720000	Ins Work Comp	CF	9300004498	11/30/2012	(74.69)
55720000	Ins Work Comp	CF	9300004499	11/30/2012	197.80
55720000	Ins Work Comp	CF	9300004499	11/30/2012	(197.80)
55720000	Ins Work Comp	CF	9300004500	11/30/2012	487.46
55720000	Ins Work Comp	CF	9300004500	11/30/2012	(487.46)
55720000	Ins Work Comp	CF	9300004501	11/30/2012	25.64
55720000	Ins Work Comp	CF	9300004501	11/30/2012	(25.64)
55720000	Ins Work Comp	CF	9300004502	11/30/2012	7.62
55720000	Ins Work Comp	CF	9300004502	11/30/2012	(7.62)

Kentucky American Water Company  
Case No. 2012-00520  
Response to PSC DR1, Item 31

Account	Description	Doc Type	Document Number	Posting Date	Amount
55720000	Ins Work Comp	CF	9300004503	11/30/2012	14.51
55720000	Ins Work Comp	CF	9300004503	11/30/2012	(14.51)
55720000	Ins Work Comp	CF	9300004504	11/30/2012	25.78
55720000	Ins Work Comp	CF	9300004504	11/30/2012	(25.78)
55720000	Ins Work Comp	CF	9300004505	11/30/2012	4.84
55720000	Ins Work Comp	CF	9300004505	11/30/2012	(4.84)
55720000	Ins Work Comp	CF	9300004506	11/30/2012	82.02
55720000	Ins Work Comp	CF	9300004506	11/30/2012	(82.02)
55720000	Ins Work Comp	CF	9300004507	11/30/2012	8.55
55720000	Ins Work Comp	CF	9300004507	11/30/2012	(8.55)
55720000	Ins Work Comp	CF	9300004508	11/30/2012	23.97
55720000	Ins Work Comp	CF	9300004508	11/30/2012	(23.97)
55720000	Ins Work Comp	CF	9300004509	11/30/2012	23.97
55720000	Ins Work Comp	CF	9300004509	11/30/2012	(23.97)
55720000	Ins Work Comp	CF	9300004510	11/30/2012	163.61
55720000	Ins Work Comp	CF	9300004510	11/30/2012	(163.61)
55720000	Ins Work Comp	CF	9300004511	11/30/2012	35.31
55720000	Ins Work Comp	CF	9300004511	11/30/2012	(35.31)
55720000	Ins Work Comp	CF	9300004512	11/30/2012	415.62
55720000	Ins Work Comp	CF	9300004512	11/30/2012	(415.62)
55720000	Ins Work Comp	CF	9300004513	11/30/2012	23.65
55720000	Ins Work Comp	CF	9300004513	11/30/2012	(23.65)
55720000	Ins Work Comp	CF	9300004514	11/30/2012	60.10
55720000	Ins Work Comp	CF	9300004514	11/30/2012	(60.10)
55720000	Ins Work Comp	CF	9300004515	11/30/2012	43.80
55720000	Ins Work Comp	CF	9300004515	11/30/2012	(43.80)
55720000	Ins Work Comp	CF	9300004516	11/30/2012	98.19
55720000	Ins Work Comp	CF	9300004516	11/30/2012	(98.19)
55720000	Ins Work Comp	CF	9300004517	11/30/2012	38.19
55720000	Ins Work Comp	CF	9300004517	11/30/2012	(38.19)
55720000	Ins Work Comp	CF	9300004518	11/30/2012	156.35
55720000	Ins Work Comp	CF	9300004518	11/30/2012	(156.35)
55720000	Ins Work Comp	CF	9300004519	11/30/2012	1.47
55720000	Ins Work Comp	CF	9300004519	11/30/2012	(1.47)
55720000	Ins Work Comp	CF	9300004520	11/30/2012	94.59
55720000	Ins Work Comp	CF	9300004520	11/30/2012	(94.59)
55720000	Ins Work Comp	CF	9300004521	11/30/2012	14.45
55720000	Ins Work Comp	CF	9300004521	11/30/2012	(14.45)
55720000	Ins Work Comp	CF	9300004522	11/30/2012	92.78
55720000	Ins Work Comp	CF	9300004522	11/30/2012	(92.78)
55720000	Ins Work Comp	CF	9300004523	11/30/2012	2.33
55720000	Ins Work Comp	CF	9300004523	11/30/2012	(2.33)
55720000	Ins Work Comp	CF	9300004524	11/30/2012	23.97
55720000	Ins Work Comp	CF	9300004524	11/30/2012	(23.97)
55720000	Ins Work Comp	CF	9300004525	11/30/2012	13.99
55720000	Ins Work Comp	CF	9300004525	11/30/2012	(13.99)
55720000	Ins Work Comp	CF	9300004526	11/30/2012	49.18
55720000	Ins Work Comp	CF	9300004526	11/30/2012	(49.18)
55720000	Ins Work Comp	CF	9300004527	11/30/2012	14.45
55720000	Ins Work Comp	CF	9300004527	11/30/2012	(14.45)
55720000	Ins Work Comp	CF	9300004528	11/30/2012	6.43
55720000	Ins Work Comp	CF	9300004528	11/30/2012	(6.43)
55720000	Ins Work Comp	CF	9300004529	11/30/2012	8.16
55720000	Ins Work Comp	CF	9300004529	11/30/2012	(8.16)
55720000	Ins Work Comp	CF	9300004530	11/30/2012	3.31
55720000	Ins Work Comp	CF	9300004530	11/30/2012	(3.31)
55720000	Ins Work Comp	CF	9300004531	11/30/2012	8.73
55720000	Ins Work Comp	CF	9300004531	11/30/2012	(8.73)
55720000	Ins Work Comp	CF	9300004539	11/30/2012	(320.76)
55720000	Ins Work Comp	CF	9300004539	11/30/2012	320.76
55720000	Ins Work Comp	CF	9300004541	11/30/2012	(4.85)
55720000	Ins Work Comp	CF	9300004541	11/30/2012	4.85
55720000	Ins Work Comp	CF	9300004543	11/30/2012	(12.25)
55720000	Ins Work Comp	CF	9300004543	11/30/2012	12.25
55720000	Ins Work Comp	CF	9300004546	11/30/2012	(597.98)
55720000	Ins Work Comp	CF	9300004546	11/30/2012	597.98
55720000	Ins Work Comp	CF	9300004551	11/30/2012	(92.90)
55720000	Ins Work Comp	CF	9300004551	11/30/2012	92.90
55720000	Ins Work Comp	CF	9300004553	11/30/2012	(253.09)
55720000	Ins Work Comp	CF	9300004553	11/30/2012	253.09
55720000	Ins Work Comp	CF	9300004558	11/30/2012	(375.15)
55720000	Ins Work Comp	CF	9300004558	11/30/2012	375.15
55720000	Ins Work Comp	CF	9300004561	11/30/2012	(80.62)
55720000	Ins Work Comp	CF	9300004561	11/30/2012	80.62
55720000	Ins Work Comp	CF	9300004566	11/30/2012	(15.80)
55720000	Ins Work Comp	CF	9300004566	11/30/2012	15.80
55720000	Ins Work Comp	CF	9300004568	11/30/2012	(74.69)

Kentucky American Water Company  
Case No. 2012-00520  
Response to PSC DR1, Item 31

Account	Description	Doc Type	Document Number	Posting Date	Amount
55720000	Ins Work Comp	CF	9300004568	11/30/2012	74.69
55720000	Ins Work Comp	CF	9300004571	11/30/2012	(5.01)
55720000	Ins Work Comp	CF	9300004571	11/30/2012	5.01
55720000	Ins Work Comp	CF	9300004574	11/30/2012	(355.27)
55720000	Ins Work Comp	CF	9300004574	11/30/2012	355.27
55720000	Ins Work Comp	CF	9300004578	11/30/2012	(899.67)
55720000	Ins Work Comp	CF	9300004578	11/30/2012	899.67
55720000	Ins Work Comp	CF	9300004581	11/30/2012	(61.38)
55720000	Ins Work Comp	CF	9300004581	11/30/2012	61.38
55720000	Ins Work Comp	CF	9300004583	11/30/2012	(14.83)
55720000	Ins Work Comp	CF	9300004583	11/30/2012	14.83
55720000	Ins Work Comp	CF	9300004588	11/30/2012	(448.05)
55720000	Ins Work Comp	CF	9300004588	11/30/2012	448.05
55720000	Ins Work Comp	CF	9300004592	11/30/2012	(146.02)
55720000	Ins Work Comp	CF	9300004592	11/30/2012	146.02
55720000	Ins Work Comp	CF	9300004596	11/30/2012	(552.49)
55720000	Ins Work Comp	CF	9300004596	11/30/2012	552.49
55720000	Ins Work Comp	CF	9300004598	11/30/2012	(53.26)
55720000	Ins Work Comp	CF	9300004598	11/30/2012	53.26
55720000	Ins Work Comp	CF	9300004600	11/30/2012	(204.23)
55720000	Ins Work Comp	CF	9300004600	11/30/2012	204.23
55720000	Ins Work Comp	CF	9300004602	11/30/2012	(472.79)
55720000	Ins Work Comp	CF	9300004602	11/30/2012	472.79
55720000	Ins Work Comp	CF	9300004606	11/30/2012	(2,193.27)
55720000	Ins Work Comp	CF	9300004606	11/30/2012	2,193.27
55720000	Ins Work Comp	CF	9300004609	11/30/2012	(345.89)
55720000	Ins Work Comp	CF	9300004609	11/30/2012	345.89
55720000	Ins Work Comp	CF	9300004611	11/30/2012	(90.94)
55720000	Ins Work Comp	CF	9300004611	11/30/2012	90.94
55720000	Ins Work Comp	CF	9300004613	11/30/2012	(88.14)
55720000	Ins Work Comp	CF	9300004613	11/30/2012	88.14
55720000	Ins Work Comp	CF	9300004617	11/30/2012	(24.26)
55720000	Ins Work Comp	CF	9300004617	11/30/2012	24.26
55720000	Ins Work Comp	CF	9300004619	11/30/2012	(38.79)
55720000	Ins Work Comp	CF	9300004619	11/30/2012	38.79
55720000	Ins Work Comp	CF	9300004621	11/30/2012	(32.66)
55720000	Ins Work Comp	CF	9300004621	11/30/2012	32.66
55720000	Ins Work Comp	CF	9300004623	11/30/2012	(1,630.29)
55720000	Ins Work Comp	CF	9300004623	11/30/2012	1,630.29
55720000	Ins Work Comp	CF	9300004625	11/30/2012	(88.47)
55720000	Ins Work Comp	CF	9300004625	11/30/2012	88.47
55720000	Ins Work Comp	CF	9300004628	11/30/2012	(98.75)
55720000	Ins Work Comp	CF	9300004628	11/30/2012	98.75
55720000	Ins Work Comp	CF	9300004630	11/30/2012	(197.80)
55720000	Ins Work Comp	CF	9300004630	11/30/2012	197.80
55720000	Ins Work Comp	CF	9300004680	11/30/2012	14.13
55720000	Ins Work Comp	CF	9300004680	11/30/2012	(14.13)
55720000	Ins Work Comp	CF	9300004681	11/30/2012	3.52
55720000	Ins Work Comp	CF	9300004681	11/30/2012	(3.52)
55720000	Ins Work Comp	CF	9300004682	11/30/2012	1.15
55720000	Ins Work Comp	CF	9300004682	11/30/2012	(1.15)
55720000	Ins Work Comp	CF	9300004683	11/30/2012	2.29
55720000	Ins Work Comp	CF	9300004683	11/30/2012	(2.29)
55720000	Ins Work Comp	CF	9300004684	11/30/2012	2.87
55720000	Ins Work Comp	CF	9300004684	11/30/2012	(2.87)
55720000	Ins Work Comp	CF	9300004694	11/30/2012	(14.13)
55720000	Ins Work Comp	CF	9300004694	11/30/2012	14.13
55720000	Ins Work Comp	CF	9300004695	11/30/2012	(3.52)
55720000	Ins Work Comp	CF	9300004695	11/30/2012	3.52
55720000	Ins Work Comp	CF	9300004696	11/30/2012	(1.15)
55720000	Ins Work Comp	CF	9300004696	11/30/2012	1.15
55720000	Ins Work Comp	CF	9300004697	11/30/2012	(2.29)
55720000	Ins Work Comp	CF	9300004697	11/30/2012	2.29
55720000	Ins Work Comp	CF	9300004698	11/30/2012	(2.87)
55720000	Ins Work Comp	CF	9300004698	11/30/2012	2.87
55720000	Ins Work Comp	CF	9300004699	11/30/2012	233.66
55720000	Ins Work Comp	CF	9300004699	11/30/2012	(233.66)
55720000	Ins Work Comp	CF	9300004700	11/30/2012	22.31
55720000	Ins Work Comp	CF	9300004700	11/30/2012	(22.31)
55720000	Ins Work Comp	CF	9300004701	11/30/2012	1,794.57
55720000	Ins Work Comp	CF	9300004701	11/30/2012	(1,794.57)
55720000	Ins Work Comp	CF	9300004702	11/30/2012	3.24
55720000	Ins Work Comp	CF	9300004702	11/30/2012	(3.24)
55720000	Ins Work Comp	CF	9300004703	11/30/2012	7.63
55720000	Ins Work Comp	CF	9300004703	11/30/2012	(7.63)
55720000	Ins Work Comp	CF	9300004704	11/30/2012	233.90
55720000	Ins Work Comp	CF	9300004704	11/30/2012	(233.90)

Kentucky American Water Company  
Case No. 2012-00520  
Response to PSC DR1, Item 31

Account	Description	Doc Type	Document Number	Posting Date	Amount
55720000	Ins Work Comp	CF	9300004705	11/30/2012	260.66
55720000	Ins Work Comp	CF	9300004705	11/30/2012	(260.66)
55720000	Ins Work Comp	CF	9300004706	11/30/2012	89.77
55720000	Ins Work Comp	CF	9300004706	11/30/2012	(89.77)
55720000	Ins Work Comp	CF	9300004707	11/30/2012	1,690.63
55720000	Ins Work Comp	CF	9300004707	11/30/2012	(1,690.63)
55720000	Ins Work Comp	CF	9300004708	11/30/2012	9.68
55720000	Ins Work Comp	CF	9300004708	11/30/2012	(9.68)
55720000	Ins Work Comp	CF	9300004709	11/30/2012	41.85
55720000	Ins Work Comp	CF	9300004709	11/30/2012	(41.85)
55720000	Ins Work Comp	CF	9300004710	11/30/2012	6.32
55720000	Ins Work Comp	CF	9300004710	11/30/2012	(6.32)
55720000	Ins Work Comp	CF	9300004711	11/30/2012	40.90
55720000	Ins Work Comp	CF	9300004711	11/30/2012	(40.90)
55720000	Ins Work Comp	CF	9300004712	11/30/2012	347.00
55720000	Ins Work Comp	CF	9300004712	11/30/2012	(347.00)
55720000	Ins Work Comp	CF	9300004713	11/30/2012	2.10
55720000	Ins Work Comp	CF	9300004713	11/30/2012	(2.10)
55720000	Ins Work Comp	CF	9300004714	11/30/2012	226.63
55720000	Ins Work Comp	CF	9300004714	11/30/2012	(226.63)
55720000	Ins Work Comp	CF	9300004715	11/30/2012	162.03
55720000	Ins Work Comp	CF	9300004715	11/30/2012	(162.03)
55720000	Ins Work Comp	CF	9300004716	11/30/2012	63.83
55720000	Ins Work Comp	CF	9300004716	11/30/2012	(63.83)
55720000	Ins Work Comp	CF	9300004717	11/30/2012	21.55
55720000	Ins Work Comp	CF	9300004717	11/30/2012	(21.55)
55720000	Ins Work Comp	CF	9300004718	11/30/2012	174.46
55720000	Ins Work Comp	CF	9300004718	11/30/2012	(174.46)
55720000	Ins Work Comp	CF	9300004719	11/30/2012	105.47
55720000	Ins Work Comp	CF	9300004719	11/30/2012	(105.47)
55720000	Ins Work Comp	CF	9300004720	11/30/2012	10.95
55720000	Ins Work Comp	CF	9300004720	11/30/2012	(10.95)
55720000	Ins Work Comp	CF	9300004721	11/30/2012	400.17
55720000	Ins Work Comp	CF	9300004721	11/30/2012	(400.17)
55720000	Ins Work Comp	CF	9300004722	11/30/2012	179.10
55720000	Ins Work Comp	CF	9300004722	11/30/2012	(179.10)
55720000	Ins Work Comp	CF	9300004723	11/30/2012	40.95
55720000	Ins Work Comp	CF	9300004723	11/30/2012	(40.95)
55720000	Ins Work Comp	CF	9300004724	11/30/2012	42.01
55720000	Ins Work Comp	CF	9300004724	11/30/2012	(42.01)
55720000	Ins Work Comp	CF	9300004725	11/30/2012	26.96
55720000	Ins Work Comp	CF	9300004725	11/30/2012	(26.96)
55720000	Ins Work Comp	CF	9300004726	11/30/2012	135.67
55720000	Ins Work Comp	CF	9300004726	11/30/2012	(135.67)
55720000	Ins Work Comp	CF	9300004727	11/30/2012	4.71
55720000	Ins Work Comp	CF	9300004727	11/30/2012	(4.71)
55720000	Ins Work Comp	CF	9300004728	11/30/2012	28.86
55720000	Ins Work Comp	CF	9300004728	11/30/2012	(28.86)
55720000	Ins Work Comp	CF	9300004729	11/30/2012	147.44
55720000	Ins Work Comp	CF	9300004729	11/30/2012	(147.44)
55720000	Ins Work Comp	CF	9300004730	11/30/2012	35.11
55720000	Ins Work Comp	CF	9300004730	11/30/2012	(35.11)
55720000	Ins Work Comp	CF	9300004731	11/30/2012	51.09
55720000	Ins Work Comp	CF	9300004731	11/30/2012	(51.09)
55720000	Ins Work Comp	CF	9300004732	11/30/2012	412.18
55720000	Ins Work Comp	CF	9300004732	11/30/2012	(412.18)
55720000	Ins Work Comp	CF	9300004733	11/30/2012	3.26
55720000	Ins Work Comp	CF	9300004733	11/30/2012	(3.26)
55720000	Ins Work Comp	CF	9300004734	11/30/2012	4.89
55720000	Ins Work Comp	CF	9300004734	11/30/2012	(4.89)
55720000	Ins Work Comp	CF	9300004735	11/30/2012	13.94
55720000	Ins Work Comp	CF	9300004735	11/30/2012	(13.94)
55720000	Ins Work Comp	CF	9300004736	11/30/2012	16.14
55720000	Ins Work Comp	CF	9300004736	11/30/2012	(16.14)
55720000	Ins Work Comp	CF	9300004737	11/30/2012	6.45
55720000	Ins Work Comp	CF	9300004737	11/30/2012	(6.45)
55720000	Ins Work Comp	CF	9300004738	11/30/2012	38.28
55720000	Ins Work Comp	CF	9300004738	11/30/2012	(38.28)
55720000	Ins Work Comp	CF	9300004739	11/30/2012	8.14
55720000	Ins Work Comp	CF	9300004739	11/30/2012	(8.14)
55720000	Ins Work Comp	CF	9300004740	11/30/2012	7.99
55720000	Ins Work Comp	CF	9300004740	11/30/2012	(7.99)
55720000	Ins Work Comp	CF	9300004741	11/30/2012	7.99
55720000	Ins Work Comp	CF	9300004741	11/30/2012	(7.99)
55720000	Ins Work Comp	CF	9300004742	11/30/2012	28.58
55720000	Ins Work Comp	CF	9300004742	11/30/2012	(28.58)
55720000	Ins Work Comp	CF	9300004743	11/30/2012	22.83

Kentucky American Water Company  
Case No. 2012-00520  
Response to PSC DR1, Item 31

Account	Description	Doc Type	Document Number	Posting Date	Amount
55720000	Ins Work Comp	CF	9300004743	11/30/2012	(22.83)
55720000	Ins Work Comp	CF	9300004744	11/30/2012	11.01
55720000	Ins Work Comp	CF	9300004744	11/30/2012	(11.01)
55720000	Ins Work Comp	CF	9300004745	11/30/2012	51.67
55720000	Ins Work Comp	CF	9300004745	11/30/2012	(51.67)
55720000	Ins Work Comp	CF	9300004746	11/30/2012	4.75
55720000	Ins Work Comp	CF	9300004746	11/30/2012	(4.75)
55720000	Ins Work Comp	CF	9300004747	11/30/2012	45.91
55720000	Ins Work Comp	CF	9300004747	11/30/2012	(45.91)
55720000	Ins Work Comp	CF	9300004748	11/30/2012	21.73
55720000	Ins Work Comp	CF	9300004748	11/30/2012	(21.73)
55720000	Ins Work Comp	CF	9300004749	11/30/2012	81.85
55720000	Ins Work Comp	CF	9300004749	11/30/2012	(81.85)
55720000	Ins Work Comp	CF	9300004750	11/30/2012	20.71
55720000	Ins Work Comp	CF	9300004750	11/30/2012	(20.71)
55720000	Ins Work Comp	CF	9300004751	11/30/2012	31.03
55720000	Ins Work Comp	CF	9300004751	11/30/2012	(31.03)
55720000	Ins Work Comp	CF	9300004752	11/30/2012	0.60
55720000	Ins Work Comp	CF	9300004752	11/30/2012	(0.60)
55720000	Ins Work Comp	CF	9300004753	11/30/2012	53.28
55720000	Ins Work Comp	CF	9300004753	11/30/2012	(53.28)
55720000	Ins Work Comp	CF	9300004754	11/30/2012	18.68
55720000	Ins Work Comp	CF	9300004754	11/30/2012	(18.68)
55720000	Ins Work Comp	CF	9300004755	11/30/2012	1.56
55720000	Ins Work Comp	CF	9300004755	11/30/2012	(1.56)
55720000	Ins Work Comp	CF	9300004756	11/30/2012	0.90
55720000	Ins Work Comp	CF	9300004756	11/30/2012	(0.90)
55720000	Ins Work Comp	CF	9300004757	11/30/2012	23.97
55720000	Ins Work Comp	CF	9300004757	11/30/2012	(23.97)
55720000	Ins Work Comp	CF	9300004758	11/30/2012	8.71
55720000	Ins Work Comp	CF	9300004758	11/30/2012	(8.71)
55720000	Ins Work Comp	CF	9300004759	11/30/2012	0.90
55720000	Ins Work Comp	CF	9300004759	11/30/2012	(0.90)
55720000	Ins Work Comp	CF	9300004760	11/30/2012	0.91
55720000	Ins Work Comp	CF	9300004760	11/30/2012	(0.91)
55720000	Ins Work Comp	CF	9300004761	11/30/2012	4.42
55720000	Ins Work Comp	CF	9300004761	11/30/2012	(4.42)
55720000	Ins Work Comp	CF	9300004762	11/30/2012	2.72
55720000	Ins Work Comp	CF	9300004762	11/30/2012	(2.72)
55720000	Ins Work Comp	CF	9300004763	11/30/2012	5.32
55720000	Ins Work Comp	CF	9300004763	11/30/2012	(5.32)
55720000	Ins Work Comp	CF	9300004764	11/30/2012	12.04
55720000	Ins Work Comp	CF	9300004764	11/30/2012	(12.04)
55720000	Ins Work Comp	CF	9300004765	11/30/2012	4.29
55720000	Ins Work Comp	CF	9300004765	11/30/2012	(4.29)
55720000	Ins Work Comp	CF	9300004790	11/30/2012	(233.66)
55720000	Ins Work Comp	CF	9300004790	11/30/2012	233.66
55720000	Ins Work Comp	CF	9300004792	11/30/2012	(3.24)
55720000	Ins Work Comp	CF	9300004792	11/30/2012	3.24
55720000	Ins Work Comp	CF	9300004794	11/30/2012	(7.63)
55720000	Ins Work Comp	CF	9300004794	11/30/2012	7.63
55720000	Ins Work Comp	CF	9300004799	11/30/2012	(400.17)
55720000	Ins Work Comp	CF	9300004799	11/30/2012	400.17
55720000	Ins Work Comp	CF	9300004806	11/30/2012	(63.83)
55720000	Ins Work Comp	CF	9300004806	11/30/2012	63.83
55720000	Ins Work Comp	CF	9300004808	11/30/2012	(174.46)
55720000	Ins Work Comp	CF	9300004808	11/30/2012	174.46
55720000	Ins Work Comp	CF	9300004811	11/30/2012	(233.90)
55720000	Ins Work Comp	CF	9300004811	11/30/2012	233.90
55720000	Ins Work Comp	CF	9300004814	11/30/2012	(89.77)
55720000	Ins Work Comp	CF	9300004814	11/30/2012	89.77
55720000	Ins Work Comp	CF	9300004818	11/30/2012	(6.32)
55720000	Ins Work Comp	CF	9300004818	11/30/2012	6.32
55720000	Ins Work Comp	CF	9300004820	11/30/2012	(35.11)
55720000	Ins Work Comp	CF	9300004820	11/30/2012	35.11
55720000	Ins Work Comp	CF	9300004822	11/30/2012	(10.95)
55720000	Ins Work Comp	CF	9300004822	11/30/2012	10.95
55720000	Ins Work Comp	CF	9300004824	11/30/2012	(179.10)
55720000	Ins Work Comp	CF	9300004824	11/30/2012	179.10
55720000	Ins Work Comp	CF	9300004828	11/30/2012	(347.00)
55720000	Ins Work Comp	CF	9300004828	11/30/2012	347.00
55720000	Ins Work Comp	CF	9300004831	11/30/2012	(26.96)
55720000	Ins Work Comp	CF	9300004831	11/30/2012	26.96
55720000	Ins Work Comp	CF	9300004833	11/30/2012	(4.71)
55720000	Ins Work Comp	CF	9300004833	11/30/2012	4.71
55720000	Ins Work Comp	CF	9300004835	11/30/2012	(2.10)
55720000	Ins Work Comp	CF	9300004835	11/30/2012	2.10

Kentucky American Water Company  
Case No. 2012-00520  
Response to PSC DR1, Item 31

Account	Description	Doc Type	Document Number	Posting Date	Amount
55720000	Ins Work Comp	CF	9300004840	11/30/2012	(226.63)
55720000	Ins Work Comp	CF	9300004840	11/30/2012	226.63
55720000	Ins Work Comp	CF	9300004844	11/30/2012	(105.47)
55720000	Ins Work Comp	CF	9300004844	11/30/2012	105.47
55720000	Ins Work Comp	CF	9300004847	11/30/2012	(260.66)
55720000	Ins Work Comp	CF	9300004847	11/30/2012	260.66
55720000	Ins Work Comp	CF	9300004849	11/30/2012	(40.90)
55720000	Ins Work Comp	CF	9300004849	11/30/2012	40.90
55720000	Ins Work Comp	CF	9300004851	11/30/2012	(135.67)
55720000	Ins Work Comp	CF	9300004851	11/30/2012	135.67
55720000	Ins Work Comp	CF	9300004853	11/30/2012	(147.44)
55720000	Ins Work Comp	CF	9300004853	11/30/2012	147.44
55720000	Ins Work Comp	CF	9300004857	11/30/2012	(1,794.57)
55720000	Ins Work Comp	CF	9300004857	11/30/2012	1,794.57
55720000	Ins Work Comp	CF	9300004860	11/30/2012	(162.03)
55720000	Ins Work Comp	CF	9300004860	11/30/2012	162.03
55720000	Ins Work Comp	CF	9300004862	11/30/2012	(42.01)
55720000	Ins Work Comp	CF	9300004862	11/30/2012	42.01
55720000	Ins Work Comp	CF	9300004864	11/30/2012	(28.86)
55720000	Ins Work Comp	CF	9300004864	11/30/2012	28.86
55720000	Ins Work Comp	CF	9300004868	11/30/2012	9.68
55720000	Ins Work Comp	CF	9300004868	11/30/2012	(9.68)
55720000	Ins Work Comp	CF	9300004870	11/30/2012	(21.55)
55720000	Ins Work Comp	CF	9300004870	11/30/2012	21.55
55720000	Ins Work Comp	CF	9300004872	11/30/2012	(22.31)
55720000	Ins Work Comp	CF	9300004872	11/30/2012	22.31
55720000	Ins Work Comp	CF	9300004874	11/30/2012	(1,690.63)
55720000	Ins Work Comp	CF	9300004874	11/30/2012	1,690.63
55720000	Ins Work Comp	CF	9300004876	11/30/2012	(41.85)
55720000	Ins Work Comp	CF	9300004876	11/30/2012	41.85
55720000	Ins Work Comp	CF	9300004878	11/30/2012	(40.95)
55720000	Ins Work Comp	CF	9300004878	11/30/2012	40.95
55720000	Ins Work Comp	CF	9300004880	11/30/2012	(51.09)
55720000	Ins Work Comp	CF	9300004880	11/30/2012	51.09
55720100	Ins W/C Cap Credits	UT	9300004787	11/30/2012	(3.26)
55720100	Ins W/C Cap Credits	UT	9300004535	11/30/2012	(447.03)
55720100	Ins W/C Cap Credits	UT	9300004786	11/30/2012	(412.18)
55720100	Ins W/C Cap Credits	UT	9300004533	11/30/2012	(28.25)
55720100	Ins W/C Cap Credits	UT	9300004780	11/30/2012	(4.89)
55720100	Ins W/C Cap Credits	UZ	2000000524	11/30/2012	(38.28)
55720100	Ins W/C Cap Credits	UZ	2000000524	11/30/2012	(6.45)
55720100	Ins W/C Cap Credits	UZ	2000000524	11/30/2012	(16.14)
55720100	Ins W/C Cap Credits	UZ	2000000524	11/30/2012	(13.94)
55720100	Ins W/C Cap Credits	UZ	2000000524	11/30/2012	(4.29)
55720100	Ins W/C Cap Credits	UZ	2000000524	11/30/2012	(8.14)
55720100	Ins W/C Cap Credits	CS	9300004534	11/30/2012	(68.64)
55720100	Ins W/C Cap Credits	CS	9300004785	11/30/2012	(23.96)
55720100	Ins W/C Cap Credits	UZ	2000000524	11/30/2012	(7.99)
55720100	Ins W/C Cap Credits	UZ	2000000524	11/30/2012	(7.99)
55720100	Ins W/C Cap Credits	UZ	2000000524	11/30/2012	(11.01)
55720100	Ins W/C Cap Credits	UZ	2000000524	11/30/2012	(22.83)
55720100	Ins W/C Cap Credits	UZ	2000000524	11/30/2012	(28.58)
55720100	Ins W/C Cap Credits	UZ	2000000524	11/30/2012	(51.67)
55720100	Ins W/C Cap Credits	UZ	2000000524	11/30/2012	(4.75)
55720100	Ins W/C Cap Credits	UZ	2000000524	11/30/2012	(45.91)
55720100	Ins W/C Cap Credits	UZ	2000000524	11/30/2012	(21.73)
55720100	Ins W/C Cap Credits	UZ	2000000524	11/30/2012	(81.85)
55720100	Ins W/C Cap Credits	UZ	2000000524	11/30/2012	(20.71)
55720100	Ins W/C Cap Credits	UZ	2000000524	11/30/2012	(53.28)
55720100	Ins W/C Cap Credits	UZ	2000000524	11/30/2012	(0.60)
55720100	Ins W/C Cap Credits	UZ	2000000524	11/30/2012	(31.03)
55720100	Ins W/C Cap Credits	UZ	2000000524	11/30/2012	(18.68)
55720100	Ins W/C Cap Credits	UZ	2000000524	11/30/2012	(1.56)
55720100	Ins W/C Cap Credits	UZ	2000000524	11/30/2012	(12.04)
55720100	Ins W/C Cap Credits	UZ	2000000524	11/30/2012	(0.90)
55720100	Ins W/C Cap Credits	UZ	2000000524	11/30/2012	(0.90)
55720100	Ins W/C Cap Credits	UZ	2000000524	11/30/2012	(0.91)
55720100	Ins W/C Cap Credits	UZ	2000000524	11/30/2012	(4.42)
55720100	Ins W/C Cap Credits	UZ	2000000524	11/30/2012	(2.72)
55720100	Ins W/C Cap Credits	UZ	2000000524	11/30/2012	(5.32)
55720100	Ins W/C Cap Credits	UZ	2000000524	11/30/2012	(23.97)
55720100	Ins W/C Cap Credits	UZ	2000000524	11/30/2012	(8.71)
55730000	Ins Other	SA	100001771	11/30/2012	8.82
55730000	Ins Other	SA	100001828	11/30/2012	39.60
55730000	Ins Other	SA	100001829	11/30/2012	55.35
55730000	Ins Other	SA	100001831	11/30/2012	538.90
55730000	Ins Other	SA	100001853	11/30/2012	9,561.52



Kentucky American Water Company  
Case No. 2012-00520  
Response to PSC DR1, Item 31

Account	Description	Doc Type	Document Number	Posting Date	Amount
55730000	Ins Other	CF	9300004637	11/30/2012	(10,155.77)
55730000	Ins Other	CF	9300004637	11/30/2012	10,155.77
55730000	Ins Other	CF	9300004655	11/30/2012	(48.42)
55730000	Ins Other	CF	9300004655	11/30/2012	48.42
56610000	Reg Exp-Amort	CF	9300004799	11/30/2012	(16,565.87)
56610000	Reg Exp-Amort	CF	9300004799	11/30/2012	16,565.87
56610000	Reg Exp-Amort	SR	9600000107	11/30/2012	16,565.87
56610000	Reg Exp-Amort	SR	9600000107	11/30/2012	(16,565.87)
56610000	Reg Exp-Amort	UT	9300004768	11/30/2012	16,565.87
56620000	Reg Exp-Depr Stdy	CF	9300004799	11/30/2012	(1,178.67)
56620000	Reg Exp-Depr Stdy	CF	9300004799	11/30/2012	1,178.67
56620000	Reg Exp-Depr Stdy	SR	9600000099	11/30/2012	561.46
56620000	Reg Exp-Depr Stdy	SR	9600000100	11/30/2012	617.21
57010000	Uncoll Accts Exp	SA	100001968	11/30/2012	2,530.42
57010000	Uncoll Accts Exp	SA	100001976	11/30/2012	3,639.35
57010000	Uncoll Accts Exp	ZA	9400001397	11/30/2012	(1,365.93)
57010000	Uncoll Accts Exp	ZA	9400001397	11/30/2012	(111.44)
57010000	Uncoll Accts Exp	CS	9300004391	11/30/2012	2,242.06
57010000	Uncoll Accts Exp	CS	9300004584	11/30/2012	2,896.57
57010000	Uncoll Accts Exp	CS	9300004651	11/30/2012	1,646.29
57010000	Uncoll Accts Exp	CS	9300004836	11/30/2012	(57,803.40)
57010000	Uncoll Accts Exp	CS	9300004931	11/30/2012	1,477.37
57010000	Uncoll Accts Exp	CS	9300005030	11/30/2012	(2,530.42)
57010000	Uncoll Accts Exp	CS	9300005029	11/30/2012	(3,639.35)
57010015	Uncoll Accts Exp CA	CS	9300004391	11/30/2012	(2,242.06)
57010015	Uncoll Accts Exp CA	CS	9300004584	11/30/2012	(2,896.57)
57010015	Uncoll Accts Exp CA	CS	9300004651	11/30/2012	(1,646.29)
57010015	Uncoll Accts Exp CA	CS	9300004836	11/30/2012	57,803.40
57010015	Uncoll Accts Exp CA	CS	9300004931	11/30/2012	(1,477.37)
57010015	Uncoll Accts Exp CA	CS	9300005030	11/30/2012	2,530.42
57010016	Uncoll Accts Exp AG	CS	9300005029	11/30/2012	3,639.35
62002100	M&S Maint SS	CS	9300004925	11/30/2012	4,689.08
62002100	M&S Maint SS	CS	9300004989	11/30/2012	527.11
62002100	M&S Maint SS	CS	9300005789	11/30/2012	233.86
62002100	M&S Maint SS	CS	9300004957	11/30/2012	279.84
62002100	M&S Maint SS	CS	9300005003	11/30/2012	219.04
62002300	M&S Maint WT	CS	9300004379	11/30/2012	1,660.34
62002300	M&S Maint WT	CS	9300004573	11/30/2012	4,947.29
62002300	M&S Maint WT	CS	9300004646	11/30/2012	1,145.15
62002300	M&S Maint WT	CS	9300004823	11/30/2012	115.44
62002300	M&S Maint WT	CS	9300004924	11/30/2012	25,447.47
62002300	M&S Maint WT	CS	9300004985	11/30/2012	5,046.87
62002300	M&S Maint WT	CS	9300005020	11/30/2012	9,600.00
62002300	M&S Maint WT	CS	9300005787	11/30/2012	7,675.23
62002300	M&S Maint WT	CS	9300004956	11/30/2012	629.62
62002300	M&S Maint WT	CS	9300004442	11/30/2012	1,749.00
62002300	M&S Maint WT	CS	9300004972	11/30/2012	246.75
62002300	M&S Maint WT	CS	9300004358	11/30/2012	44.52
62002300	M&S Maint WT	CS	9300004572	11/30/2012	222.60
62002400	M&S Maint TD	CS	9300004650	11/30/2012	49.61
62002400	M&S Maint TD	CS	9300004952	11/30/2012	3,689.97
62002400	M&S Maint TD	CS	9300004434	11/30/2012	7,229.60
62002400	M&S Maint TD	CS	9300004627	11/30/2012	2,852.43
62002400	M&S Maint TD	CS	9300004666	11/30/2012	3,420.47
62002400	M&S Maint TD	CS	9300004877	11/30/2012	(1,145.32)
62002400	M&S Maint TD	CS	9300004964	11/30/2012	2,484.61
62002400	M&S Maint TD	CS	9300004919	11/30/2012	1,766.40
62002400	M&S Maint TD	CS	9300004385	11/30/2012	4,170.58
62002400	M&S Maint TD	CS	9300004579	11/30/2012	1,235.50
62002400	M&S Maint TD	CS	9300004649	11/30/2012	1,068.37
62002400	M&S Maint TD	CS	9300004829	11/30/2012	89.70
62002400	M&S Maint TD	CS	9300004928	11/30/2012	4,411.38
62002400	M&S Maint TD	CS	9300004990	11/30/2012	2,488.68
62002400	M&S Maint TD	CS	9300005790	11/30/2012	1,349.74
62002400	M&S Maint TD	CS	9300004930	11/30/2012	105.95
62002400	M&S Maint TD	CS	9300004852	11/30/2012	(68.35)
62002600	M&S Maint AG	CS	9300004656	11/30/2012	1,878.56
62002600	M&S Maint AG	CS	9300004575	11/30/2012	57.81
62502300	Misc Maint WT	CS	9300004924	11/30/2012	12.70
62502300	Misc Maint WT	CS	9300004956	11/30/2012	569.01
62502400	Misc Maint TD	CS	9300004434	11/30/2012	3,256.71
62502400	Misc Maint TD	CS	9300004666	11/30/2012	302.10
62502400	Misc Maint TD	CS	9300004877	11/30/2012	125.25
62502400	Misc Maint TD	CS	9300005806	11/30/2012	161.29
62502400	Misc Maint TD	CS	9300004928	11/30/2012	17.99
62502600	Misc Maint AG	CS	9300004656	11/30/2012	281.84
62502600	Misc Maint AG	CS	9300004938	11/30/2012	6,951.34

Kentucky American Water Company  
Case No. 2012-00520  
Response to PSC DR1, Item 31

Account	Description	Doc Type	Document Number	Posting Date	Amount
62502600	Misc Maint AG	CS	9300005024	11/30/2012	2,301.47
62502600	Misc Maint AG	CS	9300005981	11/30/2012	(145.42)
62502600	Misc Maint AG	CS	9300004575	11/30/2012	2,166.90
62510000	Amort Def Maint	UT	9300004770	11/30/2012	3,019.97
62510000	Amort Def Maint	UT	9300004769	11/30/2012	5,260.36
62510000	Amort Def Maint	UT	9300004788	11/30/2012	3,535.02
62510000	Amort Def Maint	UT	9300004767	11/30/2012	4,145.22
62510000	Amort Def Maint	UT	9300004779	11/30/2012	189.97
62510000	Amort Def Maint	UT	9300004778	11/30/2012	7,172.91
62510000	Amort Def Maint	UT	9300004777	11/30/2012	1,800.99
62510000	Amort Def Maint	UT	9300004776	11/30/2012	276.13
62510000	Amort Def Maint	UT	9300004775	11/30/2012	382.23
62510000	Amort Def Maint	UT	9300004774	11/30/2012	148.44
62510000	Amort Def Maint	UT	9300004773	11/30/2012	2,149.90
62510000	Amort Def Maint	UT	9300004772	11/30/2012	1,469.26
62510000	Amort Def Maint	UT	9300004771	11/30/2012	416.66
62510000	Amort Def Maint	UT	9300004783	11/30/2012	809.76
62510000	Amort Def Maint	UT	9300004782	11/30/2012	619.56
62510000	Amort Def Maint	UT	9300004781	11/30/2012	2,238.71
62510000	Amort Def Maint	CS	9300004823	11/30/2012	(9,679.16)
62510000	Amort Def Maint	CS	9300004858	11/30/2012	(5,260.36)
62510000	Amort Def Maint	CS	9300004877	11/30/2012	(17,885.81)
62510000	Amort Def Maint	CS	9300004829	11/30/2012	(809.76)
62512300	Amort Def Maint WT	CS	9300004823	11/30/2012	9,679.16
62512400	Amort Def Maint TD	CS	9300004858	11/30/2012	5,260.36
62512400	Amort Def Maint TD	CS	9300004877	11/30/2012	17,885.81
62512400	Amort Def Maint TD	CS	9300004829	11/30/2012	809.76
62520700	Misc Main Pvg/Bckfill	SV	100001999	11/30/2012	28,669.40
62520700	Misc Main Pvg/Bckfill	SV	100001999	11/30/2012	5,235.87
62520700	Misc Main Pvg/Bckfill	SV	100001999	11/30/2012	98.85
62520700	Misc Main Pvg/Bckfill	SV	100001999	11/30/2012	43.60
62520700	Misc Main Pvg/Bckfill	CF	9300004600	11/30/2012	38.00
62520700	Misc Main Pvg/Bckfill	CF	9300004600	11/30/2012	(38.00)
62520700	Misc Main Pvg/Bckfill	CF	9300004628	11/30/2012	26,793.39
62520700	Misc Main Pvg/Bckfill	CF	9300004628	11/30/2012	(26,793.39)
62520700	Misc Main Pvg/Bckfill	CF	9300005031	11/30/2012	(43.60)
62520700	Misc Main Pvg/Bckfill	CF	9300005031	11/30/2012	43.60
62520700	Misc Main Pvg/Bckfill	CF	9300005032	11/30/2012	(98.85)
62520700	Misc Main Pvg/Bckfill	CF	9300005032	11/30/2012	98.85
62520700	Misc Main Pvg/Bckfill	CF	9300005033	11/30/2012	(33,905.27)
62520700	Misc Main Pvg/Bckfill	CF	9300005033	11/30/2012	33,905.27
63150023	Contr Svc-Maint WT	CS	9300004646	11/30/2012	10,000.00
63150024	Contr Svc-Maint TD	CS	9300004434	11/30/2012	7,845.62
63150024	Contr Svc-Maint TD	CS	9300004627	11/30/2012	74.77
63150024	Contr Svc-Maint TD	CS	9300005806	11/30/2012	2,987.50
63150024	Contr Svc-Maint TD	CS	9300004850	11/30/2012	1,086.50
63150026	Contr Svc-Maint AG	CS	9300004381	11/30/2012	5,843.41
63150026	Contr Svc-Maint AG	CS	9300004575	11/30/2012	8,136.59
63150026	Contr Svc-Maint AG	CS	9300004647	11/30/2012	1,495.80
63150026	Contr Svc-Maint AG	CS	9300004825	11/30/2012	1,330.74
63150026	Contr Svc-Maint AG	CS	9300004987	11/30/2012	106.85
63150026	Contr Svc-Maint AG	CS	9300005788	11/30/2012	2,198.36
68011000	Depr -UPIS General	UD	2000000523	11/30/2012	7,530.98
68011000	Depr -UPIS General	UD	2000000523	11/30/2012	27,844.99
68011000	Depr -UPIS General	UD	2000000523	11/30/2012	77,993.75
68011000	Depr -UPIS General	UD	2000000523	11/30/2012	894,273.61
68011000	Depr -UPIS General	UD	2000000523	11/30/2012	282.61
68011000	Depr -UPIS General	SQ	9600000094	11/30/2012	(26,781.46)
68012000	Depr -Amort CIAC Tx	UD	2000000523	11/30/2012	(13,551.37)
68012000	Depr -Amort CIAC Tx	UD	2000000523	11/30/2012	(45.12)
68012500	Depr-Amort CIAC Nntx	UD	2000000523	11/30/2012	(58,192.74)
68012500	Depr-Amort CIAC Nntx	UD	2000000523	11/30/2012	(2,160.72)
68012500	Depr-Amort CIAC Nntx	UD	2000000523	11/30/2012	(9,581.69)
68012500	Depr-Amort CIAC Nntx	UD	2000000523	11/30/2012	15.40
68254000	Amort-RegAsset AFUDC	SQ	9600000094	11/30/2012	11,190.13
68255000	Amort-UPAA	SQ	9600000094	11/30/2012	697.33
68255000	Amort-UPAA	SQ	9600000094	11/30/2012	16.06
68257000	Amort-Prop Losses	CF	9300004796	11/30/2012	(4,756.67)
68257000	Amort-Prop Losses	CF	9300004796	11/30/2012	4,756.67
68257000	Amort-Prop Losses	SR	9600000106	11/30/2012	4,756.67
68258000	Amort-Reg Asset	SQ	9600000094	11/30/2012	575.00
68311000	Rem Costs-ARO/NNS	UD	2000000523	11/30/2012	4,846.37
68311000	Rem Costs-ARO/NNS	UD	2000000523	11/30/2012	165,294.51
68312000	Rmv Csts-NNS CIAC Tx	UD	2000000523	11/30/2012	(9,820.71)
68312500	Rmv Csts-NNS CIAC NT	UD	2000000523	11/30/2012	15.40
68312500	Rmv Csts-NNS CIAC NT	UD	2000000523	11/30/2012	(29,595.62)
68312500	Rmv Csts-NNS CIAC NT	UD	2000000523	11/30/2012	(1,346.84)

Kentucky American Water Company  
Case No. 2012-00520  
Response to PSC DR1, Item 31

Account	Description	Doc Type	Document Number	Posting Date	Amount
68520000	Property Taxes	CF	9300004796	11/30/2012	(349,713.04)
68520000	Property Taxes	CF	9300004796	11/30/2012	349,713.04
68520100	Tax Discounts	CF	9300004668	11/30/2012	1,500.18
68520100	Tax Discounts	CF	9300004668	11/30/2012	(1,500.18)
68533000	FICA	PA	7000000157	11/30/2012	18.76
68533000	FICA	PA	7000000157	11/30/2012	3,415.93
68533000	FICA	PA	7000000157	11/30/2012	1,915.04
68533000	FICA	PA	7000000157	11/30/2012	45.06
68533000	FICA	PA	7000000157	11/30/2012	34.76
68533000	FICA	PA	7000000157	11/30/2012	102.24
68533000	FICA	PA	7000000157	11/30/2012	78.58
68533000	FICA	PA	7000000157	11/30/2012	83.44
68533000	FICA	PA	7000000157	11/30/2012	218.23
68533000	FICA	PA	7000000157	11/30/2012	2.73
68533000	FICA	PA	7000000157	11/30/2012	2.74
68533000	FICA	PA	7000000157	11/30/2012	2.74
68533000	FICA	PA	7000000157	11/30/2012	712.49
68533000	FICA	PA	7000000157	11/30/2012	221.27
68533000	FICA	PA	7000000157	11/30/2012	739.05
68533000	FICA	PA	7000000157	11/30/2012	269.35
68533000	FICA	PA	7000000157	11/30/2012	6.02
68533000	FICA	PA	7000000157	11/30/2012	118.26
68533000	FICA	PA	7000000157	11/30/2012	25.13
68533000	FICA	PA	7000000157	11/30/2012	49.65
68533000	FICA	PA	7000000157	11/30/2012	134.36
68533000	FICA	PA	7000000157	11/30/2012	119.73
68533000	FICA	PA	7000000157	11/30/2012	83.38
68533000	FICA	PA	7000000157	11/30/2012	151.82
68533000	FICA	PA	7000000157	11/30/2012	662.47
68533000	FICA	PA	7000000157	11/30/2012	65.50
68533000	FICA	PA	7000000157	11/30/2012	472.40
68533000	FICA	PA	7000000157	11/30/2012	147.35
68533000	FICA	PA	7000000157	11/30/2012	162.35
68533000	FICA	PA	7000000157	11/30/2012	149.72
68533000	FICA	PA	7000000157	11/30/2012	223.36
68533000	FICA	PA	7000000157	11/30/2012	23.82
68533000	FICA	PA	7000000157	11/30/2012	14.28
68533000	FICA	PA	7000000157	11/30/2012	9.52
68533000	FICA	PA	7000000157	11/30/2012	148.24
68533000	FICA	PA	7000000157	11/30/2012	32.65
68533000	FICA	PA	7000000157	11/30/2012	62.67
68533000	FICA	PA	7000000157	11/30/2012	65.74
68533000	FICA	PA	7000000157	11/30/2012	7.85
68533000	FICA	PA	7000000157	11/30/2012	66.78
68533000	FICA	PA	7000000157	11/30/2012	12.97
68533000	FICA	PA	7000000157	11/30/2012	15.71
68533000	FICA	PA	7000000157	11/30/2012	65.78
68533000	FICA	PA	7000000157	11/30/2012	10.29
68533000	FICA	PA	7000000157	11/30/2012	12.28
68533000	FICA	PA	7000000157	11/30/2012	39.92
68533000	FICA	PA	7000000157	11/30/2012	14.01
68533000	FICA	PA	7000000157	11/30/2012	62.94
68533000	FICA	PA	7000000157	11/30/2012	8.33
68533000	FICA	PA	7000000157	11/30/2012	6.77
68533000	FICA	PA	7000000157	11/30/2012	3.33
68533000	FICA	PA	7000000157	11/30/2012	41.05
68533000	FICA	PA	7000000157	11/30/2012	66.32
68533000	FICA	PA	7000000157	11/30/2012	113.10
68533000	FICA	PA	7000000157	11/30/2012	83.67
68533000	FICA	PA	7000000157	11/30/2012	27.86
68533000	FICA	PA	7000000157	11/30/2012	37.17
68533000	FICA	PA	7000000157	11/30/2012	519.54
68533000	FICA	PA	7000000157	11/30/2012	4.55
68533000	FICA	PA	7000000157	11/30/2012	54.73
68533000	FICA	PA	7000000157	11/30/2012	19.04
68533000	FICA	PA	7000000157	11/30/2012	130.27
68533000	FICA	PA	7000000157	11/30/2012	374.16
68533000	FICA	PA	7000000157	11/30/2012	209.36
68533000	FICA	PA	7000000157	11/30/2012	22.86
68533000	FICA	PA	7000000157	11/30/2012	491.70
68533000	FICA	PA	7000000157	11/30/2012	4,127.93
68533000	FICA	PA	7000000157	11/30/2012	1,012.34
68533000	FICA	PA	7000000157	11/30/2012	9.80
68533000	FICA	PA	7000000157	11/30/2012	650.56
68533000	FICA	PA	7000000157	11/30/2012	396.45
68533000	FICA	PA	7000000157	11/30/2012	432.51
68533000	FICA	PA	7000000157	11/30/2012	132.68

Kentucky American Water Company  
Case No. 2012-00520  
Response to PSC DR1, Item 31

Account	Description	Doc Type	Document Number	Posting Date	Amount
68533000	FICA	PA	7000000157	11/30/2012	47.50
68533000	FICA	PA	7000000157	11/30/2012	415.94
68533000	FICA	PA	7000000157	11/30/2012	1.81
68533000	FICA	PA	7000000157	11/30/2012	13.82
68533000	FICA	PA	7000000157	11/30/2012	24.26
68533000	FICA	PA	7000000157	11/30/2012	24.27
68533000	FICA	PA	7000000157	11/30/2012	72.80
68533000	FICA	PA	7000000157	11/30/2012	529.27
68533000	FICA	PA	7000000157	11/30/2012	123.23
68533000	FICA	PA	7000000157	11/30/2012	175.12
68533000	FICA	CF	9300004248	11/30/2012	6.69
68533000	FICA	CF	9300004248	11/30/2012	(6.69)
68533000	FICA	CF	9300004249	11/30/2012	6.24
68533000	FICA	CF	9300004249	11/30/2012	(6.24)
68533000	FICA	CF	9300004259	11/30/2012	(11.61)
68533000	FICA	CF	9300004259	11/30/2012	11.61
68533000	FICA	CF	9300004260	11/30/2012	(1.32)
68533000	FICA	CF	9300004260	11/30/2012	1.32
68533000	FICA	CF	9300004261	11/30/2012	(12.37)
68533000	FICA	CF	9300004261	11/30/2012	12.37
68533000	FICA	CF	9300004262	11/30/2012	(29.68)
68533000	FICA	CF	9300004262	11/30/2012	29.68
68533000	FICA	CF	9300004263	11/30/2012	(43.05)
68533000	FICA	CF	9300004263	11/30/2012	43.05
68533000	FICA	CF	9300004264	11/30/2012	(35.96)
68533000	FICA	CF	9300004264	11/30/2012	35.96
68533000	FICA	CF	9300004265	11/30/2012	(31.52)
68533000	FICA	CF	9300004265	11/30/2012	31.52
68533000	FICA	CF	9300004266	11/30/2012	(16.28)
68533000	FICA	CF	9300004266	11/30/2012	16.28
68533000	FICA	CF	9300004267	11/30/2012	(9.45)
68533000	FICA	CF	9300004267	11/30/2012	9.45
68533000	FICA	CF	9300004348	11/30/2012	194.88
68533000	FICA	CF	9300004348	11/30/2012	(194.88)
68533000	FICA	CF	9300004350	11/30/2012	11.63
68533000	FICA	CF	9300004350	11/30/2012	(11.63)
68533000	FICA	CF	9300004352	11/30/2012	28.00
68533000	FICA	CF	9300004352	11/30/2012	(28.00)
68533000	FICA	CF	9300004357	11/30/2012	146.08
68533000	FICA	CF	9300004357	11/30/2012	(146.08)
68533000	FICA	CF	9300004364	11/30/2012	128.01
68533000	FICA	CF	9300004364	11/30/2012	(128.01)
68533000	FICA	CF	9300004366	11/30/2012	94.28
68533000	FICA	CF	9300004366	11/30/2012	(94.28)
68533000	FICA	CF	9300004369	11/30/2012	220.61
68533000	FICA	CF	9300004369	11/30/2012	(220.61)
68533000	FICA	CF	9300004371	11/30/2012	(27.18)
68533000	FICA	CF	9300004371	11/30/2012	27.18
68533000	FICA	CF	9300004373	11/30/2012	62.64
68533000	FICA	CF	9300004373	11/30/2012	(62.64)
68533000	FICA	CF	9300004375	11/30/2012	127.04
68533000	FICA	CF	9300004375	11/30/2012	(127.04)
68533000	FICA	CF	9300004378	11/30/2012	9.06
68533000	FICA	CF	9300004378	11/30/2012	(9.06)
68533000	FICA	CF	9300004380	11/30/2012	301.48
68533000	FICA	CF	9300004380	11/30/2012	(301.48)
68533000	FICA	CF	9300004384	11/30/2012	662.74
68533000	FICA	CF	9300004384	11/30/2012	(662.74)
68533000	FICA	CF	9300004388	11/30/2012	120.69
68533000	FICA	CF	9300004388	11/30/2012	(120.69)
68533000	FICA	CF	9300004390	11/30/2012	0.69
68533000	FICA	CF	9300004390	11/30/2012	(0.69)
68533000	FICA	CF	9300004394	11/30/2012	133.41
68533000	FICA	CF	9300004394	11/30/2012	(133.41)
68533000	FICA	CF	9300004397	11/30/2012	125.21
68533000	FICA	CF	9300004397	11/30/2012	(125.21)
68533000	FICA	CF	9300004401	11/30/2012	139.13
68533000	FICA	CF	9300004401	11/30/2012	(139.13)
68533000	FICA	CF	9300004403	11/30/2012	19.19
68533000	FICA	CF	9300004403	11/30/2012	(19.19)
68533000	FICA	CF	9300004405	11/30/2012	51.50
68533000	FICA	CF	9300004405	11/30/2012	(51.50)
68533000	FICA	CF	9300004407	11/30/2012	70.58
68533000	FICA	CF	9300004407	11/30/2012	(70.58)
68533000	FICA	CF	9300004412	11/30/2012	2,004.71
68533000	FICA	CF	9300004412	11/30/2012	(2,004.71)
68533000	FICA	CF	9300004414	11/30/2012	154.65

Kentucky American Water Company  
Case No. 2012-00520  
Response to PSC DR1, Item 31

Account	Description	Doc Type	Document Number	Posting Date	Amount
68533000	FICA	CF	9300004414	11/30/2012	(154.65)
68533000	FICA	CF	9300004416	11/30/2012	(35.16)
68533000	FICA	CF	9300004416	11/30/2012	35.16
68533000	FICA	CF	9300004418	11/30/2012	(81.60)
68533000	FICA	CF	9300004418	11/30/2012	81.60
68533000	FICA	CF	9300004420	11/30/2012	15.27
68533000	FICA	CF	9300004420	11/30/2012	(15.27)
68533000	FICA	CF	9300004423	11/30/2012	37.60
68533000	FICA	CF	9300004423	11/30/2012	(37.60)
68533000	FICA	CF	9300004425	11/30/2012	75.95
68533000	FICA	CF	9300004425	11/30/2012	(75.95)
68533000	FICA	CF	9300004427	11/30/2012	19.27
68533000	FICA	CF	9300004427	11/30/2012	(19.27)
68533000	FICA	CF	9300004429	11/30/2012	1,467.65
68533000	FICA	CF	9300004429	11/30/2012	(1,467.65)
68533000	FICA	CF	9300004431	11/30/2012	168.21
68533000	FICA	CF	9300004431	11/30/2012	(168.21)
68533000	FICA	CF	9300004435	11/30/2012	106.58
68533000	FICA	CF	9300004435	11/30/2012	(106.58)
68533000	FICA	CF	9300004437	11/30/2012	272.19
68533000	FICA	CF	9300004437	11/30/2012	(272.19)
68533000	FICA	CF	9300004443	11/30/2012	(6.90)
68533000	FICA	CF	9300004443	11/30/2012	6.90
68533000	FICA	CF	9300004444	11/30/2012	(33.74)
68533000	FICA	CF	9300004444	11/30/2012	33.74
68533000	FICA	CF	9300004463	11/30/2012	(1.99)
68533000	FICA	CF	9300004463	11/30/2012	1.99
68533000	FICA	CF	9300004464	11/30/2012	(1.99)
68533000	FICA	CF	9300004464	11/30/2012	1.99
68533000	FICA	CF	9300004465	11/30/2012	(1.99)
68533000	FICA	CF	9300004465	11/30/2012	1.99
68533000	FICA	CF	9300004466	11/30/2012	(1.99)
68533000	FICA	CF	9300004466	11/30/2012	1.99
68533000	FICA	CF	9300004467	11/30/2012	(1.99)
68533000	FICA	CF	9300004467	11/30/2012	1.99
68533000	FICA	CF	9300004539	11/30/2012	(873.79)
68533000	FICA	CF	9300004539	11/30/2012	873.79
68533000	FICA	CF	9300004541	11/30/2012	(14.72)
68533000	FICA	CF	9300004541	11/30/2012	14.72
68533000	FICA	CF	9300004543	11/30/2012	(36.27)
68533000	FICA	CF	9300004543	11/30/2012	36.27
68533000	FICA	CF	9300004546	11/30/2012	(719.92)
68533000	FICA	CF	9300004546	11/30/2012	719.92
68533000	FICA	CF	9300004551	11/30/2012	(260.85)
68533000	FICA	CF	9300004551	11/30/2012	260.85
68533000	FICA	CF	9300004553	11/30/2012	(737.97)
68533000	FICA	CF	9300004553	11/30/2012	737.97
68533000	FICA	CF	9300004558	11/30/2012	(1,067.85)
68533000	FICA	CF	9300004558	11/30/2012	1,067.85
68533000	FICA	CF	9300004561	11/30/2012	(237.08)
68533000	FICA	CF	9300004561	11/30/2012	237.08
68533000	FICA	CF	9300004566	11/30/2012	(46.93)
68533000	FICA	CF	9300004566	11/30/2012	46.93
68533000	FICA	CF	9300004568	11/30/2012	(217.44)
68533000	FICA	CF	9300004568	11/30/2012	217.44
68533000	FICA	CF	9300004571	11/30/2012	(18.22)
68533000	FICA	CF	9300004571	11/30/2012	18.22
68533000	FICA	CF	9300004574	11/30/2012	(975.71)
68533000	FICA	CF	9300004574	11/30/2012	975.71
68533000	FICA	CF	9300004578	11/30/2012	(2,542.44)
68533000	FICA	CF	9300004578	11/30/2012	2,542.44
68533000	FICA	CF	9300004581	11/30/2012	(157.80)
68533000	FICA	CF	9300004581	11/30/2012	157.80
68533000	FICA	CF	9300004583	11/30/2012	(43.11)
68533000	FICA	CF	9300004583	11/30/2012	43.11
68533000	FICA	CF	9300004588	11/30/2012	(1,226.58)
68533000	FICA	CF	9300004588	11/30/2012	1,226.58
68533000	FICA	CF	9300004592	11/30/2012	(430.85)
68533000	FICA	CF	9300004592	11/30/2012	430.85
68533000	FICA	CF	9300004596	11/30/2012	(1,585.63)
68533000	FICA	CF	9300004596	11/30/2012	1,585.63
68533000	FICA	CF	9300004598	11/30/2012	(135.66)
68533000	FICA	CF	9300004598	11/30/2012	135.66
68533000	FICA	CF	9300004600	11/30/2012	(534.46)
68533000	FICA	CF	9300004600	11/30/2012	534.46
68533000	FICA	CF	9300004602	11/30/2012	(1,276.94)
68533000	FICA	CF	9300004602	11/30/2012	1,276.94

Kentucky American Water Company  
Case No. 2012-00520  
Response to PSC DR1, Item 31

Account	Description	Doc Type	Document Number	Posting Date	Amount
68533000	FICA	CF	9300004606	11/30/2012	(5,818.28)
68533000	FICA	CF	9300004606	11/30/2012	5,818.28
68533000	FICA	CF	9300004609	11/30/2012	(1,004.55)
68533000	FICA	CF	9300004609	11/30/2012	1,004.55
68533000	FICA	CF	9300004611	11/30/2012	(201.59)
68533000	FICA	CF	9300004611	11/30/2012	201.59
68533000	FICA	CF	9300004613	11/30/2012	(104.31)
68533000	FICA	CF	9300004613	11/30/2012	104.31
68533000	FICA	CF	9300004617	11/30/2012	(65.89)
68533000	FICA	CF	9300004617	11/30/2012	65.89
68533000	FICA	CF	9300004619	11/30/2012	(113.36)
68533000	FICA	CF	9300004619	11/30/2012	113.36
68533000	FICA	CF	9300004621	11/30/2012	(96.47)
68533000	FICA	CF	9300004621	11/30/2012	96.47
68533000	FICA	CF	9300004623	11/30/2012	(4,701.87)
68533000	FICA	CF	9300004623	11/30/2012	4,701.87
68533000	FICA	CF	9300004625	11/30/2012	(251.83)
68533000	FICA	CF	9300004625	11/30/2012	251.83
68533000	FICA	CF	9300004628	11/30/2012	(267.78)
68533000	FICA	CF	9300004628	11/30/2012	267.78
68533000	FICA	CF	9300004630	11/30/2012	(501.45)
68533000	FICA	CF	9300004630	11/30/2012	501.45
68533000	FICA	CF	9300004669	11/30/2012	(14.66)
68533000	FICA	CF	9300004669	11/30/2012	14.66
68533000	FICA	CF	9300004670	11/30/2012	(41.27)
68533000	FICA	CF	9300004670	11/30/2012	41.27
68533000	FICA	CF	9300004694	11/30/2012	(41.05)
68533000	FICA	CF	9300004694	11/30/2012	41.05
68533000	FICA	CF	9300004695	11/30/2012	(10.29)
68533000	FICA	CF	9300004695	11/30/2012	10.29
68533000	FICA	CF	9300004696	11/30/2012	(3.33)
68533000	FICA	CF	9300004696	11/30/2012	3.33
68533000	FICA	CF	9300004697	11/30/2012	(6.77)
68533000	FICA	CF	9300004697	11/30/2012	6.77
68533000	FICA	CF	9300004698	11/30/2012	(8.33)
68533000	FICA	CF	9300004698	11/30/2012	8.33
68533000	FICA	CF	9300004790	11/30/2012	(694.66)
68533000	FICA	CF	9300004790	11/30/2012	694.66
68533000	FICA	CF	9300004792	11/30/2012	(9.80)
68533000	FICA	CF	9300004792	11/30/2012	9.80
68533000	FICA	CF	9300004794	11/30/2012	(22.86)
68533000	FICA	CF	9300004794	11/30/2012	22.86
68533000	FICA	CF	9300004799	11/30/2012	(479.56)
68533000	FICA	CF	9300004799	11/30/2012	479.56
68533000	FICA	CF	9300004806	11/30/2012	(184.01)
68533000	FICA	CF	9300004806	11/30/2012	184.01
68533000	FICA	CF	9300004808	11/30/2012	(504.43)
68533000	FICA	CF	9300004808	11/30/2012	504.43
68533000	FICA	CF	9300004811	11/30/2012	(686.40)
68533000	FICA	CF	9300004811	11/30/2012	686.40
68533000	FICA	CF	9300004814	11/30/2012	(263.29)
68533000	FICA	CF	9300004814	11/30/2012	263.29
68533000	FICA	CF	9300004818	11/30/2012	(18.76)
68533000	FICA	CF	9300004818	11/30/2012	18.76
68533000	FICA	CF	9300004820	11/30/2012	(102.24)
68533000	FICA	CF	9300004820	11/30/2012	102.24
68533000	FICA	CF	9300004822	11/30/2012	(33.27)
68533000	FICA	CF	9300004822	11/30/2012	33.27
68533000	FICA	CF	9300004824	11/30/2012	(529.27)
68533000	FICA	CF	9300004824	11/30/2012	529.27
68533000	FICA	CF	9300004828	11/30/2012	(1,012.34)
68533000	FICA	CF	9300004828	11/30/2012	1,012.34
68533000	FICA	CF	9300004831	11/30/2012	(78.58)
68533000	FICA	CF	9300004831	11/30/2012	78.58
68533000	FICA	CF	9300004833	11/30/2012	(13.82)
68533000	FICA	CF	9300004833	11/30/2012	13.82
68533000	FICA	CF	9300004835	11/30/2012	(6.02)
68533000	FICA	CF	9300004835	11/30/2012	6.02
68533000	FICA	CF	9300004840	11/30/2012	(662.47)
68533000	FICA	CF	9300004840	11/30/2012	662.47
68533000	FICA	CF	9300004844	11/30/2012	(309.70)
68533000	FICA	CF	9300004844	11/30/2012	309.70
68533000	FICA	CF	9300004847	11/30/2012	(779.27)
68533000	FICA	CF	9300004847	11/30/2012	779.27
68533000	FICA	CF	9300004849	11/30/2012	(118.26)
68533000	FICA	CF	9300004849	11/30/2012	118.26
68533000	FICA	CF	9300004851	11/30/2012	(396.45)

Kentucky American Water Company  
Case No. 2012-00520  
Response to PSC DR1, Item 31

Account	Description	Doc Type	Document Number	Posting Date	Amount
68533000	FICA	CF	9300004851	11/30/2012	396.45
68533000	FICA	CF	9300004853	11/30/2012	(432.51)
68533000	FICA	CF	9300004853	11/30/2012	432.51
68533000	FICA	CF	9300004857	11/30/2012	(5,330.97)
68533000	FICA	CF	9300004857	11/30/2012	5,330.97
68533000	FICA	CF	9300004860	11/30/2012	(472.40)
68533000	FICA	CF	9300004860	11/30/2012	472.40
68533000	FICA	CF	9300004862	11/30/2012	(123.23)
68533000	FICA	CF	9300004862	11/30/2012	123.23
68533000	FICA	CF	9300004864	11/30/2012	(83.44)
68533000	FICA	CF	9300004864	11/30/2012	83.44
68533000	FICA	CF	9300004868	11/30/2012	(27.86)
68533000	FICA	CF	9300004868	11/30/2012	27.86
68533000	FICA	CF	9300004870	11/30/2012	(62.94)
68533000	FICA	CF	9300004870	11/30/2012	62.94
68533000	FICA	CF	9300004872	11/30/2012	(65.78)
68533000	FICA	CF	9300004872	11/30/2012	65.78
68533000	FICA	CF	9300004874	11/30/2012	(4,737.22)
68533000	FICA	CF	9300004874	11/30/2012	4,737.22
68533000	FICA	CF	9300004876	11/30/2012	(120.84)
68533000	FICA	CF	9300004876	11/30/2012	120.84
68533000	FICA	CF	9300004878	11/30/2012	(119.73)
68533000	FICA	CF	9300004878	11/30/2012	119.73
68533000	FICA	CF	9300004880	11/30/2012	(149.72)
68533000	FICA	CF	9300004880	11/30/2012	149.72
68533100	FICA Cap Credits	UT	9300004787	11/30/2012	(9.52)
68533100	FICA Cap Credits	UT	9300004535	11/30/2012	(1,263.41)
68533100	FICA Cap Credits	UT	9300004786	11/30/2012	(1,188.71)
68533100	FICA Cap Credits	UT	9300004533	11/30/2012	(85.57)
68533100	FICA Cap Credits	UT	9300004780	11/30/2012	(14.28)
68533100	FICA Cap Credits	UZ	2000000576	11/30/2012	(80.64)
68533100	FICA Cap Credits	UZ	2000000575	11/30/2012	(18.98)
68533100	FICA Cap Credits	UZ	2000000580	11/30/2012	(76.04)
68533100	FICA Cap Credits	UZ	2000000578	11/30/2012	(12.28)
68533100	FICA Cap Credits	UZ	2000000578	11/30/2012	(39.13)
68533100	FICA Cap Credits	UZ	2000000580	11/30/2012	(17.28)
68533100	FICA Cap Credits	CS	9300004534	11/30/2012	(201.19)
68533100	FICA Cap Credits	CS	9300004785	11/30/2012	(69.77)
68533100	FICA Cap Credits	UZ	2000000575	11/30/2012	(60.66)
68533100	FICA Cap Credits	UZ	2000000576	11/30/2012	(48.54)
68533100	FICA Cap Credits	UZ	2000000576	11/30/2012	(16.96)
68533100	FICA Cap Credits	UZ	2000000578	11/30/2012	(5.26)
68533100	FICA Cap Credits	UZ	2000000578	11/30/2012	(320.99)
68533100	FICA Cap Credits	UZ	2000000576	11/30/2012	(349.42)
68533100	FICA Cap Credits	UZ	2000000578	11/30/2012	(65.11)
68533100	FICA Cap Credits	UZ	2000000578	11/30/2012	(57.52)
68533100	FICA Cap Credits	UZ	2000000578	11/30/2012	(220.65)
68533100	FICA Cap Credits	UZ	2000000578	11/30/2012	(57.54)
68533100	FICA Cap Credits	UZ	2000000576	11/30/2012	(123.96)
68533100	FICA Cap Credits	UZ	2000000576	11/30/2012	(258.02)
68533100	FICA Cap Credits	UZ	2000000577	11/30/2012	(41.71)
68533100	FICA Cap Credits	UZ	2000000576	11/30/2012	(198.40)
68533100	FICA Cap Credits	UZ	2000000576	11/30/2012	(6.50)
68533100	FICA Cap Credits	UZ	2000000578	11/30/2012	(6.91)
68533100	FICA Cap Credits	UZ	2000000575	11/30/2012	(17.25)
68533100	FICA Cap Credits	UZ	2000000576	11/30/2012	(36.40)
68533100	FICA Cap Credits	UZ	2000000578	11/30/2012	(16.33)
68533100	FICA Cap Credits	UZ	2000000576	11/30/2012	(36.45)
68533100	FICA Cap Credits	UZ	2000000576	11/30/2012	(4.47)
68533100	FICA Cap Credits	UZ	2000000578	11/30/2012	(55.64)
68533100	FICA Cap Credits	UZ	2000000580	11/30/2012	(220.50)
68535000	SUTA	PA	7000000157	11/30/2012	12.66
68535000	SUTA	PA	7000000157	11/30/2012	29.55
68535000	SUTA	CF	9300004249	11/30/2012	(0.01)
68535000	SUTA	CF	9300004249	11/30/2012	0.01
68535000	SUTA	CF	9300004394	11/30/2012	9.12
68535000	SUTA	CF	9300004394	11/30/2012	(9.12)
68535000	SUTA	CF	9300004405	11/30/2012	4.67
68535000	SUTA	CF	9300004405	11/30/2012	(4.67)
68535000	SUTA	CF	9300004407	11/30/2012	(7.55)
68535000	SUTA	CF	9300004407	11/30/2012	7.55
68535000	SUTA	CF	9300004429	11/30/2012	4.16
68535000	SUTA	CF	9300004429	11/30/2012	(4.16)
68535000	SUTA	CF	9300004435	11/30/2012	7.88
68535000	SUTA	CF	9300004435	11/30/2012	(7.88)
68535000	SUTA	CF	9300004437	11/30/2012	(2.36)
68535000	SUTA	CF	9300004437	11/30/2012	2.36

Kentucky American Water Company  
Case No. 2012-00520  
Response to PSC DR1, Item 31

Account	Description	Doc Type	Document Number	Posting Date	Amount
68535000	SUTA	CF	9300004588	11/30/2012	(1.66)
68535000	SUTA	CF	9300004588	11/30/2012	1.66
68535000	SUTA	CF	9300004600	11/30/2012	(2.53)
68535000	SUTA	CF	9300004600	11/30/2012	2.53
68535000	SUTA	CF	9300004602	11/30/2012	(4.77)
68535000	SUTA	CF	9300004602	11/30/2012	4.77
68535000	SUTA	CF	9300004623	11/30/2012	(0.98)
68535000	SUTA	CF	9300004623	11/30/2012	0.98
68535000	SUTA	CF	9300004630	11/30/2012	(11.65)
68535000	SUTA	CF	9300004630	11/30/2012	11.65
68535000	SUTA	CF	9300004822	11/30/2012	(1.01)
68535000	SUTA	CF	9300004822	11/30/2012	1.01
68535100	SUTA Cap Credits	UT	9300004535	11/30/2012	(0.01)
68535100	SUTA Cap Credits	UT	9300004786	11/30/2012	(41.20)
68535100	SUTA Cap Credits	UZ	2000000575	11/30/2012	(15.22)
68535100	SUTA Cap Credits	UZ	2000000578	11/30/2012	(0.99)
68535100	SUTA Cap Credits	UZ	2000000580	11/30/2012	(3.10)
68535100	SUTA Cap Credits	UZ	2000000576	11/30/2012	(2.35)
68545000	Utility Reg Assessme	CF	9300004796	11/30/2012	(12,177.99)
68545000	Utility Reg Assessme	CF	9300004796	11/30/2012	12,177.99
69011000	FIT-Current	SJ	100002176	11/30/2012	114,628.87
69012000	FIT-Prior Year Adj	SA	100001881	11/30/2012	(181,636.00)
69021000	SIT-Current	SJ	100002176	11/30/2012	20,904.96
69022000	SIT-Prior Year Adj	SA	100001881	11/30/2012	518,961.00
69031000	FIT-Oth Inc&Ded CY	SJ	100002176	11/30/2012	25,439.93
69041000	SIT-Oth Inc&Ded CY	SJ	100002176	11/30/2012	4,639.50
69062000	Def FIT-Pr Yr Adj	SA	100001881	11/30/2012	200,516.00
69065000	Def FIT-Other	SJ	100002176	11/30/2012	344,460.06
69065000	Def FIT-Other	SJ	100002176	11/30/2012	(133,774.27)
69072000	Def SIT-Pr Yr Adj	SA	100001881	11/30/2012	(572,902.00)
69073500	Def SIT-Other	SJ	100002176	11/30/2012	(24,396.55)
69073500	Def SIT-Other	SJ	100002176	11/30/2012	62,819.46
70510000	AFUDC-Equity	SP	2000000536	11/30/2012	(350.79)
70510000	AFUDC-Equity	SP	2000000536	11/30/2012	350.79
70510000	AFUDC-Equity	SP	2000000536	11/30/2012	(2,613.60)
70510000	AFUDC-Equity	SP	2000000536	11/30/2012	2,613.60
70510000	AFUDC-Equity	SP	2000000536	11/30/2012	(3,013.94)
70510000	AFUDC-Equity	SP	2000000536	11/30/2012	3,013.94
70510000	AFUDC-Equity	UI	2000000553	11/30/2012	3,601.07
70510000	AFUDC-Equity	UI	2000000553	11/30/2012	(22,788.96)
70510000	AFUDC-Equity	UI	2000000553	11/30/2012	(25,160.90)
70510000	AFUDC-Equity	UI	2000000553	11/30/2012	(414.28)
70510000	AFUDC-Equity	UI	2000000554	11/30/2012	(19,413.64)
70510000	AFUDC-Equity	UI	2000000554	11/30/2012	223.35
70510000	AFUDC-Equity	UZ	2000000556	11/30/2012	(2,199.37)
70510000	AFUDC-Equity	UI	2000000553	11/30/2012	2,199.37
70510000	AFUDC-Equity	UZ	2000000556	11/30/2012	(303.01)
70510000	AFUDC-Equity	UI	2000000554	11/30/2012	303.01
70510000	AFUDC-Equity	UZ	2000000557	11/30/2012	(1,919.94)
70510000	AFUDC-Equity	UI	2000000553	11/30/2012	1,919.94
70510000	AFUDC-Equity	UZ	2000000556	11/30/2012	(13,860.90)
70510000	AFUDC-Equity	UI	2000000554	11/30/2012	13,860.90
70510000	AFUDC-Equity	UI	2000000553	11/30/2012	18.69
70510000	AFUDC-Equity	UZ	2000000557	11/30/2012	(18.69)
70510000	AFUDC-Equity	UI	2000000554	11/30/2012	18.72
70510000	AFUDC-Equity	UZ	2000000556	11/30/2012	(18.72)
70510000	AFUDC-Equity	UI	2000000553	11/30/2012	4.28
70510000	AFUDC-Equity	UZ	2000000557	11/30/2012	(4.28)
70510000	AFUDC-Equity	UI	2000000554	11/30/2012	15.77
70510000	AFUDC-Equity	UZ	2000000557	11/30/2012	(15.77)
70510000	AFUDC-Equity	UI	2000000553	11/30/2012	24.94
70510000	AFUDC-Equity	UZ	2000000556	11/30/2012	(24.94)
70510000	AFUDC-Equity	UI	2000000553	11/30/2012	0.29
70510000	AFUDC-Equity	UZ	2000000557	11/30/2012	(0.29)
70510000	AFUDC-Equity	UI	2000000554	11/30/2012	29.63
70510000	AFUDC-Equity	UZ	2000000556	11/30/2012	(29.63)
70510000	AFUDC-Equity	UI	2000000553	11/30/2012	128.17
70510000	AFUDC-Equity	UZ	2000000556	11/30/2012	(128.17)
70510000	AFUDC-Equity	UI	2000000554	11/30/2012	110.22
70510000	AFUDC-Equity	UZ	2000000557	11/30/2012	(110.22)
70510000	AFUDC-Equity	UI	2000000554	11/30/2012	39.80
70510000	AFUDC-Equity	UZ	2000000557	11/30/2012	(39.80)
70510000	AFUDC-Equity	UI	2000000553	11/30/2012	(7.67)
70510000	AFUDC-Equity	UZ	2000000557	11/30/2012	7.67
70510000	AFUDC-Equity	UI	2000000554	11/30/2012	(1.81)
70510000	AFUDC-Equity	UZ	2000000557	11/30/2012	1.81
70510000	AFUDC-Equity	UI	2000000553	11/30/2012	(1.53)



Kentucky American Water Company  
Case No. 2012-00520  
Response to PSC DR1, Item 31

Account	Description	Doc Type	Document Number	Posting Date	Amount
70510000	AFUDC-Equity	UZ	2000000556	11/30/2012	1.53
70510000	AFUDC-Equity	UI	2000000554	11/30/2012	0.52
70510000	AFUDC-Equity	UZ	2000000556	11/30/2012	(0.52)
70510000	AFUDC-Equity	UI	2000000554	11/30/2012	3.38
70510000	AFUDC-Equity	UZ	2000000556	11/30/2012	(3.38)
70510000	AFUDC-Equity	UI	2000000554	11/30/2012	2,241.87
70510000	AFUDC-Equity	UZ	2000000557	11/30/2012	(2,241.87)
70510000	AFUDC-Equity	UI	2000000553	11/30/2012	76.60
70510000	AFUDC-Equity	UZ	2000000557	11/30/2012	(76.60)
70510000	AFUDC-Equity	UI	2000000554	11/30/2012	66.10
70510000	AFUDC-Equity	UZ	2000000556	11/30/2012	(66.10)
70510000	AFUDC-Equity	UI	2000000554	11/30/2012	582.89
70510000	AFUDC-Equity	UZ	2000000557	11/30/2012	(582.89)
70510000	AFUDC-Equity	UI	2000000554	11/30/2012	303.11
70510000	AFUDC-Equity	UZ	2000000556	11/30/2012	(303.11)
70510000	AFUDC-Equity	UI	2000000553	11/30/2012	12.93
70510000	AFUDC-Equity	UZ	2000000557	11/30/2012	(12.93)
70510000	AFUDC-Equity	UI	2000000554	11/30/2012	12.25
70510000	AFUDC-Equity	UZ	2000000556	11/30/2012	(12.25)
70510000	AFUDC-Equity	UI	2000000554	11/30/2012	43.93
70510000	AFUDC-Equity	UZ	2000000557	11/30/2012	(43.93)
70510000	AFUDC-Equity	UI	2000000553	11/30/2012	1.37
70510000	AFUDC-Equity	UZ	2000000556	11/30/2012	(1.37)
70510000	AFUDC-Equity	UI	2000000553	11/30/2012	76.20
70510000	AFUDC-Equity	UZ	2000000557	11/30/2012	(76.20)
70510000	AFUDC-Equity	UZ	2000000537	11/30/2012	(2,613.60)
70510000	AFUDC-Equity	UI	2000000554	11/30/2012	84.38
70510000	AFUDC-Equity	UZ	2000000556	11/30/2012	(84.38)
70510000	AFUDC-Equity	UI	2000000553	11/30/2012	24.89
70510000	AFUDC-Equity	UZ	2000000557	11/30/2012	(24.89)
70510000	AFUDC-Equity	UZ	2000000537	11/30/2012	(3,013.94)
70510000	AFUDC-Equity	UI	2000000554	11/30/2012	183.95
70510000	AFUDC-Equity	UZ	2000000557	11/30/2012	(183.95)
70510000	AFUDC-Equity	UI	2000000553	11/30/2012	1.15
70510000	AFUDC-Equity	UZ	2000000556	11/30/2012	(1.15)
70510000	AFUDC-Equity	UI	2000000553	11/30/2012	0.35
70510000	AFUDC-Equity	UZ	2000000557	11/30/2012	(0.35)
70510000	AFUDC-Equity	UI	2000000554	11/30/2012	1.66
70510000	AFUDC-Equity	UZ	2000000557	11/30/2012	(1.66)
70510000	AFUDC-Equity	UI	2000000554	11/30/2012	38.91
70510000	AFUDC-Equity	UZ	2000000557	11/30/2012	(38.91)
70510000	AFUDC-Equity	UI	2000000554	11/30/2012	3.11
70510000	AFUDC-Equity	UZ	2000000557	11/30/2012	(3.11)
70510000	AFUDC-Equity	UI	2000000553	11/30/2012	28.45
70510000	AFUDC-Equity	UZ	2000000557	11/30/2012	(28.45)
70510000	AFUDC-Equity	UI	2000000553	11/30/2012	1,063.55
70510000	AFUDC-Equity	UZ	2000000557	11/30/2012	(1,063.55)
70510000	AFUDC-Equity	UI	2000000554	11/30/2012	11.77
70510000	AFUDC-Equity	UZ	2000000556	11/30/2012	(11.77)
70510000	AFUDC-Equity	UZ	2000000537	11/30/2012	3,013.94
70510000	AFUDC-Equity	UZ	2000000537	11/30/2012	2,613.60
70510000	AFUDC-Equity	UI	2000000554	11/30/2012	0.27
70510000	AFUDC-Equity	UZ	2000000556	11/30/2012	(0.27)
70510000	AFUDC-Equity	UI	2000000554	11/30/2012	33.69
70510000	AFUDC-Equity	UZ	2000000556	11/30/2012	(33.69)
70510000	AFUDC-Equity	UI	2000000554	11/30/2012	0.22
70510000	AFUDC-Equity	UZ	2000000557	11/30/2012	(0.22)
70510000	AFUDC-Equity	UI	2000000554	11/30/2012	7.58
70510000	AFUDC-Equity	UZ	2000000556	11/30/2012	(7.58)
70510000	AFUDC-Equity	UI	2000000554	11/30/2012	0.26
70510000	AFUDC-Equity	UZ	2000000556	11/30/2012	(0.26)
70510000	AFUDC-Equity	UI	2000000554	11/30/2012	20.80
70510000	AFUDC-Equity	UZ	2000000557	11/30/2012	(20.80)
70510000	AFUDC-Equity	UI	2000000553	11/30/2012	4.41
70510000	AFUDC-Equity	UZ	2000000556	11/30/2012	(4.41)
70510000	AFUDC-Equity	UZ	2000000537	11/30/2012	(350.79)
70510000	AFUDC-Equity	UI	2000000553	11/30/2012	12.84
70510000	AFUDC-Equity	UZ	2000000556	11/30/2012	(12.84)
70510000	AFUDC-Equity	UZ	2000000537	11/30/2012	350.79
70510000	AFUDC-Equity	UI	2000000553	11/30/2012	99.41
70510000	AFUDC-Equity	UZ	2000000557	11/30/2012	(99.41)
70510000	AFUDC-Equity	UI	2000000553	11/30/2012	182.48
70510000	AFUDC-Equity	UZ	2000000556	11/30/2012	(182.48)
70510000	AFUDC-Equity	UI	2000000554	11/30/2012	249.44
70510000	AFUDC-Equity	UZ	2000000556	11/30/2012	(249.44)
70510000	AFUDC-Equity	UI	2000000553	11/30/2012	105.05
70510000	AFUDC-Equity	UZ	2000000556	11/30/2012	(105.05)

Kentucky American Water Company  
Case No. 2012-00520  
Response to PSC DR1, Item 31

Account	Description	Doc Type	Document Number	Posting Date	Amount
70510000	AFUDC-Equity	UI	2000000554	11/30/2012	134.01
70510000	AFUDC-Equity	UZ	2000000557	11/30/2012	(134.01)
70510000	AFUDC-Equity	UI	2000000553	11/30/2012	22.61
70510000	AFUDC-Equity	UZ	2000000557	11/30/2012	(22.61)
70510000	AFUDC-Equity	UI	2000000553	11/30/2012	86.02
70510000	AFUDC-Equity	UZ	2000000556	11/30/2012	(86.02)
70510000	AFUDC-Equity	UI	2000000553	11/30/2012	5.15
70510000	AFUDC-Equity	UZ	2000000556	11/30/2012	(5.15)
70510000	AFUDC-Equity	UI	2000000553	11/30/2012	45.33
70510000	AFUDC-Equity	UZ	2000000557	11/30/2012	(45.33)
70510000	AFUDC-Equity	UI	2000000554	11/30/2012	2,663.76
70510000	AFUDC-Equity	UZ	2000000557	11/30/2012	(2,663.76)
70510000	AFUDC-Equity	UI	2000000554	11/30/2012	3,272.25
70510000	AFUDC-Equity	UZ	2000000556	11/30/2012	(3,272.25)
70510000	AFUDC-Equity	UI	2000000553	11/30/2012	24.74
70510000	AFUDC-Equity	UZ	2000000556	11/30/2012	(24.74)
70510000	AFUDC-Equity	UI	2000000554	11/30/2012	101.75
70510000	AFUDC-Equity	UZ	2000000557	11/30/2012	(101.75)
70510000	AFUDC-Equity	UI	2000000554	11/30/2012	643.19
70510000	AFUDC-Equity	UZ	2000000557	11/30/2012	(643.19)
70510000	AFUDC-Equity	UI	2000000554	11/30/2012	12.83
70510000	AFUDC-Equity	UZ	2000000556	11/30/2012	(12.83)
70510000	AFUDC-Equity	UI	2000000554	11/30/2012	9.58
70510000	AFUDC-Equity	UZ	2000000557	11/30/2012	(9.58)
70510000	AFUDC-Equity	UI	2000000553	11/30/2012	20.17
70510000	AFUDC-Equity	UZ	2000000556	11/30/2012	(20.17)
70510000	AFUDC-Equity	UI	2000000553	11/30/2012	1,622.90
70510000	AFUDC-Equity	UZ	2000000556	11/30/2012	(1,622.90)
70510000	AFUDC-Equity	UI	2000000553	11/30/2012	265.59
70510000	AFUDC-Equity	UZ	2000000556	11/30/2012	(265.59)
70510000	AFUDC-Equity	UI	2000000553	11/30/2012	10.10
70510000	AFUDC-Equity	UZ	2000000557	11/30/2012	(10.10)
70510000	AFUDC-Equity	UI	2000000553	11/30/2012	13.18
70510000	AFUDC-Equity	UZ	2000000556	11/30/2012	(13.18)
70510000	AFUDC-Equity	UI	2000000554	11/30/2012	12.69
70510000	AFUDC-Equity	UZ	2000000556	11/30/2012	(12.69)
70510000	AFUDC-Equity	UI	2000000553	11/30/2012	15.65
70510000	AFUDC-Equity	UZ	2000000556	11/30/2012	(15.65)
70510000	AFUDC-Equity	UI	2000000553	11/30/2012	30.68
70510000	AFUDC-Equity	UZ	2000000556	11/30/2012	(30.68)
70510000	AFUDC-Equity	UI	2000000553	11/30/2012	527.60
70510000	AFUDC-Equity	UZ	2000000557	11/30/2012	(527.60)
70510000	AFUDC-Equity	UI	2000000554	11/30/2012	3.53
70510000	AFUDC-Equity	UZ	2000000557	11/30/2012	(3.53)
70510000	AFUDC-Equity	UI	2000000554	11/30/2012	1.74
70510000	AFUDC-Equity	UZ	2000000557	11/30/2012	(1.74)
70510000	AFUDC-Equity	UI	2000000554	11/30/2012	0.01
70510000	AFUDC-Equity	UZ	2000000557	11/30/2012	(0.01)
70510000	AFUDC-Equity	UI	2000000554	11/30/2012	2.76
70510000	AFUDC-Equity	UZ	2000000556	11/30/2012	(2.76)
70510000	AFUDC-Equity	UI	2000000554	11/30/2012	2.67
70510000	AFUDC-Equity	UZ	2000000556	11/30/2012	(2.67)
70510000	AFUDC-Equity	UI	2000000553	11/30/2012	10.28
70510000	AFUDC-Equity	UZ	2000000556	11/30/2012	(10.28)
70510000	AFUDC-Equity	UI	2000000553	11/30/2012	1.77
70510000	AFUDC-Equity	UZ	2000000557	11/30/2012	(1.77)
70510000	AFUDC-Equity	UI	2000000554	11/30/2012	19.61
70510000	AFUDC-Equity	UZ	2000000557	11/30/2012	(19.61)
70510000	AFUDC-Equity	UI	2000000554	11/30/2012	10.12
70510000	AFUDC-Equity	UZ	2000000556	11/30/2012	(10.12)
70510000	AFUDC-Equity	UI	2000000554	11/30/2012	255.07
70510000	AFUDC-Equity	UZ	2000000556	11/30/2012	(255.07)
70510000	AFUDC-Equity	UI	2000000554	11/30/2012	41.69
70510000	AFUDC-Equity	UZ	2000000556	11/30/2012	(41.69)
70510000	AFUDC-Equity	UI	2000000554	11/30/2012	72.91
70510000	AFUDC-Equity	UZ	2000000556	11/30/2012	(72.91)
70510000	AFUDC-Equity	UI	2000000553	11/30/2012	110.10
70510000	AFUDC-Equity	UZ	2000000557	11/30/2012	(110.10)
70510000	AFUDC-Equity	UI	2000000553	11/30/2012	302.89
70510000	AFUDC-Equity	UZ	2000000557	11/30/2012	(302.89)
70510000	AFUDC-Equity	UI	2000000553	11/30/2012	231.74
70510000	AFUDC-Equity	UZ	2000000556	11/30/2012	(231.74)
70510000	AFUDC-Equity	UI	2000000553	11/30/2012	112.55
70510000	AFUDC-Equity	UZ	2000000557	11/30/2012	(112.55)
70510000	AFUDC-Equity	UI	2000000553	11/30/2012	0.22
70510000	AFUDC-Equity	UZ	2000000556	11/30/2012	(0.22)
70510000	AFUDC-Equity	UI	2000000553	11/30/2012	133.30

Kentucky American Water Company  
Case No. 2012-00520  
Response to PSC DR1, Item 31

Account	Description	Doc Type	Document Number	Posting Date	Amount
70510000	AFUDC-Equity	UZ	2000000557	11/30/2012	(133.30)
70510000	AFUDC-Equity	UI	2000000554	11/30/2012	0.22
70510000	AFUDC-Equity	UZ	2000000556	11/30/2012	(0.22)
70510000	AFUDC-Equity	UI	2000000553	11/30/2012	188.54
70510000	AFUDC-Equity	UZ	2000000557	11/30/2012	(188.54)
70510000	AFUDC-Equity	UI	2000000553	11/30/2012	0.03
70510000	AFUDC-Equity	UZ	2000000556	11/30/2012	(0.03)
70510000	AFUDC-Equity	UI	2000000553	11/30/2012	90.40
70510000	AFUDC-Equity	UZ	2000000557	11/30/2012	(90.40)
70510000	AFUDC-Equity	UI	2000000553	11/30/2012	0.10
70510000	AFUDC-Equity	UZ	2000000557	11/30/2012	(0.10)
70510000	AFUDC-Equity	UI	2000000554	11/30/2012	89.34
70510000	AFUDC-Equity	UZ	2000000556	11/30/2012	(89.34)
70510000	AFUDC-Equity	UI	2000000553	11/30/2012	0.52
70510000	AFUDC-Equity	UZ	2000000556	11/30/2012	(0.52)
70510000	AFUDC-Equity	UI	2000000553	11/30/2012	83.26
70510000	AFUDC-Equity	UZ	2000000556	11/30/2012	(83.26)
70510000	AFUDC-Equity	UI	2000000553	11/30/2012	0.60
70510000	AFUDC-Equity	UZ	2000000557	11/30/2012	(0.60)
70510000	AFUDC-Equity	UI	2000000554	11/30/2012	573.30
70510000	AFUDC-Equity	UZ	2000000556	11/30/2012	(573.30)
70510000	AFUDC-Equity	UI	2000000554	11/30/2012	380.02
70510000	AFUDC-Equity	UZ	2000000557	11/30/2012	(380.02)
70510000	AFUDC-Equity	UI	2000000553	11/30/2012	46.50
70510000	AFUDC-Equity	UZ	2000000556	11/30/2012	(46.50)
70510000	AFUDC-Equity	UI	2000000553	11/30/2012	46.51
70510000	AFUDC-Equity	UZ	2000000557	11/30/2012	(46.51)
70510000	AFUDC-Equity	UI	2000000553	11/30/2012	0.01
70510000	AFUDC-Equity	UZ	2000000556	11/30/2012	(0.01)
70510000	AFUDC-Equity	UI	2000000554	11/30/2012	608.23
70510000	AFUDC-Equity	UZ	2000000557	11/30/2012	(608.23)
70510000	AFUDC-Equity	UI	2000000554	11/30/2012	0.15
70510000	AFUDC-Equity	UZ	2000000557	11/30/2012	(0.15)
70510000	AFUDC-Equity	UI	2000000553	11/30/2012	467.41
70510000	AFUDC-Equity	UZ	2000000557	11/30/2012	(467.41)
70510000	AFUDC-Equity	UI	2000000553	11/30/2012	81.48
70510000	AFUDC-Equity	UZ	2000000556	11/30/2012	(81.48)
70510000	AFUDC-Equity	UI	2000000554	11/30/2012	21.67
70510000	AFUDC-Equity	UZ	2000000556	11/30/2012	(21.67)
70510000	AFUDC-Equity	UI	2000000554	11/30/2012	4.28
70510000	AFUDC-Equity	UZ	2000000556	11/30/2012	(4.28)
70510000	AFUDC-Equity	UI	2000000554	11/30/2012	6.72
70510000	AFUDC-Equity	UZ	2000000557	11/30/2012	(6.72)
70510000	AFUDC-Equity	UI	2000000554	11/30/2012	6.72
70510000	AFUDC-Equity	UZ	2000000556	11/30/2012	(6.72)
70510000	AFUDC-Equity	UI	2000000553	11/30/2012	4.28
70510000	AFUDC-Equity	UZ	2000000557	11/30/2012	(4.28)
70510000	AFUDC-Equity	UI	2000000554	11/30/2012	21.66
70510000	AFUDC-Equity	UZ	2000000557	11/30/2012	(21.66)
70510000	AFUDC-Equity	UI	2000000554	11/30/2012	36.51
70510000	AFUDC-Equity	UZ	2000000557	11/30/2012	(36.51)
70510000	AFUDC-Equity	UI	2000000553	11/30/2012	36.51
70510000	AFUDC-Equity	UZ	2000000556	11/30/2012	(36.51)
70510000	AFUDC-Equity	UI	2000000553	11/30/2012	18.37
70510000	AFUDC-Equity	UZ	2000000556	11/30/2012	(18.37)
70510000	AFUDC-Equity	UI	2000000554	11/30/2012	18.37
70510000	AFUDC-Equity	UZ	2000000557	11/30/2012	(18.37)
70510000	AFUDC-Equity	UI	2000000553	11/30/2012	17.80
70510000	AFUDC-Equity	UZ	2000000556	11/30/2012	(17.80)
70510000	AFUDC-Equity	UI	2000000553	11/30/2012	27.32
70510000	AFUDC-Equity	UZ	2000000557	11/30/2012	(27.32)
70510000	AFUDC-Equity	UI	2000000554	11/30/2012	27.32
70510000	AFUDC-Equity	UZ	2000000557	11/30/2012	(27.32)
70510000	AFUDC-Equity	UI	2000000553	11/30/2012	246.42
70510000	AFUDC-Equity	UZ	2000000556	11/30/2012	(246.42)
70510000	AFUDC-Equity	UI	2000000554	11/30/2012	264.39
70510000	AFUDC-Equity	UZ	2000000557	11/30/2012	(264.39)
70510000	AFUDC-Equity	UI	2000000553	11/30/2012	7.68
70510000	AFUDC-Equity	UZ	2000000557	11/30/2012	(7.68)
70510000	AFUDC-Equity	UI	2000000553	11/30/2012	7.76
70510000	AFUDC-Equity	UZ	2000000557	11/30/2012	(7.76)
70510000	AFUDC-Equity	UI	2000000553	11/30/2012	274.46
70510000	AFUDC-Equity	UZ	2000000557	11/30/2012	(274.46)
70510000	AFUDC-Equity	UI	2000000553	11/30/2012	274.46
70510000	AFUDC-Equity	UZ	2000000557	11/30/2012	(274.46)
71521000	M&J Expenses	CF	9300004456	11/30/2012	759.45
71521000	M&J Expenses	CF	9300004456	11/30/2012	(759.45)

Kentucky American Water Company  
Case No. 2012-00520  
Response to PSC DR1, Item 31

Account	Description	Doc Type	Document Number	Posting Date	Amount
71521000	M&J Expenses	CF	9300004462	11/30/2012	471.11
71521000	M&J Expenses	CF	9300004462	11/30/2012	(471.11)
71521000	M&J Expenses	CS	9300004534	11/30/2012	1,286.62
71521000	M&J Expenses	CS	9300004534	11/30/2012	46.05
71521000	M&J Expenses	CS	9300004534	11/30/2012	1,422.89
71521000	M&J Expenses	CS	9300004534	11/30/2012	(1,230.56)
71521000	M&J Expenses	CS	9300004534	11/30/2012	1,230.56
71521000	M&J Expenses	CS	9300004534	11/30/2012	40.79
71521000	M&J Expenses	CS	9300004534	11/30/2012	47.23
71521000	M&J Expenses	CS	9300004534	11/30/2012	129.13
71521000	M&J Expenses	CS	9300004534	11/30/2012	356.86
71521000	M&J Expenses	CS	9300004534	11/30/2012	608.18
71521000	M&J Expenses	CS	9300004534	11/30/2012	514.48
71521000	M&J Expenses	CS	9300004534	11/30/2012	196.99
71521000	M&J Expenses	CS	9300004534	11/30/2012	68.64
71521000	M&J Expenses	CS	9300004534	11/30/2012	201.19
71521000	M&J Expenses	CS	9300004785	11/30/2012	608.21
71521000	M&J Expenses	CS	9300004785	11/30/2012	354.50
71521000	M&J Expenses	CS	9300004785	11/30/2012	(40.79)
71521000	M&J Expenses	CS	9300004785	11/30/2012	26.62
71521000	M&J Expenses	CS	9300004785	11/30/2012	50.53
71521000	M&J Expenses	CS	9300004785	11/30/2012	124.66
71521000	M&J Expenses	CS	9300004785	11/30/2012	195.97
71521000	M&J Expenses	CS	9300004785	11/30/2012	179.73
71521000	M&J Expenses	CS	9300004785	11/30/2012	68.85
71521000	M&J Expenses	CS	9300004785	11/30/2012	23.96
71521000	M&J Expenses	CS	9300004785	11/30/2012	69.77
71521000	M&J Expenses	CS	9300004785	11/30/2012	1,213.67
71521000	M&J Expenses	CS	9300004893	11/30/2012	501.18
72801100	Adv Rcpt Non-Srv Clr	DR	4000004128	11/30/2012	(488.16)
72801100	Adv Rcpt Non-Srv Clr	UZ	2000000515	11/30/2012	36,642.00
72801100	Adv Rcpt Non-Srv Clr	UZ	2000000530	11/30/2012	488.16
72801100	Adv Rcpt Non-Srv Clr	UZ	2000000515	11/30/2012	27,554.00
72802000	CIAC Rcpt Svcs Clrg	UZ	2000000530	11/30/2012	2,751.00
72802100	CIAC Rcpt Non-SrvClr	DR	4000004114	11/30/2012	(69,290.00)
72802100	CIAC Rcpt Non-SrvClr	DR	4000004128	11/30/2012	(6,010.64)
72802100	CIAC Rcpt Non-SrvClr	UZ	2000000530	11/30/2012	6,010.64
72802100	CIAC Rcpt Non-SrvClr	UZ	2000000527	11/30/2012	69,290.00
72802100	CIAC Rcpt Non-SrvClr	UZ	2000000515	11/30/2012	19,021.00
75510000	Amort UPAA	SQ	9600000094	11/30/2012	(35.38)
75810000	Donations Deductible	SA	100002038	11/30/2012	(42,426.63)
75820000	Othr Income Deductns	SA	100002038	11/30/2012	6,336.00
75820000	Othr Income Deductns	SA	100002038	11/30/2012	(58,321.33)
75820000	Othr Income Deductns	ZI	9000001071	11/30/2012	3,513.00
75820000	Othr Income Deductns	ZI	9000001072	11/30/2012	703.00
75820000	Othr Income Deductns	CF	9300004908	11/30/2012	(4,216.00)
75820000	Othr Income Deductns	CF	9300004908	11/30/2012	4,216.00
75840000	Lobbying Expenses	CF	9300004410	11/30/2012	(5,371.06)
75840000	Lobbying Expenses	CF	9300004410	11/30/2012	5,371.06
75840000	Lobbying Expenses	SR	9600000105	11/30/2012	469.72
81010000	Interest LTD	TC	3000007023	11/30/2012	242,246.67
81010000	Interest LTD	TC	3000007025	11/30/2012	177,260.42
81010000	Interest LTD	TC	3000007027	11/30/2012	312,802.50
81010000	Interest LTD	UT	9300004766	11/30/2012	(10,875.79)
81010000	Interest LTD	SR	9600000109	11/30/2012	10,875.79
81010000	Interest LTD	SR	9600000109	11/30/2012	(10,875.79)
81015000	Interest LTD Interco	TC	3000007029	11/30/2012	1,410,557.29
81015000	Interest LTD Interco	TC	3000007031	11/30/2012	361,562.50
81015000	Interest LTD Interco	TC	3000007033	11/30/2012	694,868.06
81015000	Interest LTD Interco	TC	3000007035	11/30/2012	387,338.75
81015000	Interest LTD Interco	TC	3000007037	11/30/2012	126,250.00
81020000	Div Decl P/S w/ MRR	TC	3000007021	11/30/2012	95,287.50
81315000	Interest STD Interco	TI	3000007348	11/30/2012	1,521.07
82010000	Amort Debt Disc&Exp	TC	3000007272	11/30/2012	191.10
82010000	Amort Debt Disc&Exp	TC	3000007273	11/30/2012	202.37
82010000	Amort Debt Disc&Exp	TC	3000007274	11/30/2012	271.77
82015000	Amort Dbt Dsc&Ex I/C	TC	3000007275	11/30/2012	1,699.00
82015000	Amort Dbt Dsc&Ex I/C	TC	3000007276	11/30/2012	1,083.91
82015000	Amort Dbt Dsc&Ex I/C	TC	3000007277	11/30/2012	905.37
82015000	Amort Dbt Dsc&Ex I/C	TC	3000007278	11/30/2012	1,383.42
82015000	Amort Dbt Dsc&Ex I/C	SA	100002030	11/30/2012	77.75
82016000	Amortize Debt Expense Inside	SA	100002010	11/30/2012	1,456.72
82020000	Amort P/S Exp w/ MRR	SR	9600000108	11/30/2012	64.24
85000000	AFUDC Debt	SP	2000000536	11/30/2012	(269.11)
85000000	AFUDC Debt	SP	2000000536	11/30/2012	269.11
85000000	AFUDC Debt	SP	2000000536	11/30/2012	(2,004.95)
85000000	AFUDC Debt	SP	2000000536	11/30/2012	2,004.95

Kentucky American Water Company  
Case No. 2012-00520  
Response to PSC DR1, Item 31

Account	Description	Doc Type	Document Number	Posting Date	Amount
85000000	AFUDC Debt	SP	2000000536	11/30/2012	(2,312.06)
85000000	AFUDC Debt	SP	2000000536	11/30/2012	2,312.06
85000000	AFUDC Debt	UI	2000000553	11/30/2012	(10,681.21)
85000000	AFUDC Debt	UI	2000000553	11/30/2012	(7,419.82)
85000000	AFUDC Debt	UI	2000000553	11/30/2012	(11,792.88)
85000000	AFUDC Debt	UI	2000000554	11/30/2012	(89.50)
85000000	AFUDC Debt	UI	2000000554	11/30/2012	8.46
85000000	AFUDC Debt	UZ	2000000557	11/30/2012	(1,687.19)
85000000	AFUDC Debt	UI	2000000553	11/30/2012	1,687.19
85000000	AFUDC Debt	UZ	2000000557	11/30/2012	(232.44)
85000000	AFUDC Debt	UI	2000000554	11/30/2012	232.44
85000000	AFUDC Debt	UZ	2000000557	11/30/2012	(1,472.83)
85000000	AFUDC Debt	UI	2000000553	11/30/2012	1,472.83
85000000	AFUDC Debt	UZ	2000000556	11/30/2012	(10,633.02)
85000000	AFUDC Debt	UI	2000000553	11/30/2012	10,633.02
85000000	AFUDC Debt	UI	2000000554	11/30/2012	14.34
85000000	AFUDC Debt	UZ	2000000557	11/30/2012	(14.34)
85000000	AFUDC Debt	UI	2000000553	11/30/2012	14.36
85000000	AFUDC Debt	UZ	2000000557	11/30/2012	(14.36)
85000000	AFUDC Debt	UI	2000000554	11/30/2012	3.28
85000000	AFUDC Debt	UZ	2000000556	11/30/2012	(3.28)
85000000	AFUDC Debt	UI	2000000553	11/30/2012	12.10
85000000	AFUDC Debt	UZ	2000000557	11/30/2012	(12.10)
85000000	AFUDC Debt	UI	2000000554	11/30/2012	19.13
85000000	AFUDC Debt	UZ	2000000556	11/30/2012	(19.13)
85000000	AFUDC Debt	UI	2000000554	11/30/2012	0.22
85000000	AFUDC Debt	UZ	2000000556	11/30/2012	(0.22)
85000000	AFUDC Debt	UI	2000000553	11/30/2012	22.73
85000000	AFUDC Debt	UZ	2000000556	11/30/2012	(22.73)
85000000	AFUDC Debt	UI	2000000553	11/30/2012	98.33
85000000	AFUDC Debt	UZ	2000000557	11/30/2012	(98.33)
85000000	AFUDC Debt	UI	2000000553	11/30/2012	84.55
85000000	AFUDC Debt	UZ	2000000557	11/30/2012	(84.55)
85000000	AFUDC Debt	UI	2000000554	11/30/2012	30.53
85000000	AFUDC Debt	UZ	2000000557	11/30/2012	(30.53)
85000000	AFUDC Debt	UI	2000000554	11/30/2012	(5.88)
85000000	AFUDC Debt	UZ	2000000557	11/30/2012	5.88
85000000	AFUDC Debt	UI	2000000553	11/30/2012	(1.39)
85000000	AFUDC Debt	UZ	2000000557	11/30/2012	1.39
85000000	AFUDC Debt	UI	2000000553	11/30/2012	(1.19)
85000000	AFUDC Debt	UZ	2000000557	11/30/2012	1.19
85000000	AFUDC Debt	UI	2000000554	11/30/2012	0.40
85000000	AFUDC Debt	UZ	2000000557	11/30/2012	(0.40)
85000000	AFUDC Debt	UI	2000000553	11/30/2012	2.59
85000000	AFUDC Debt	UZ	2000000557	11/30/2012	(2.59)
85000000	AFUDC Debt	UI	2000000554	11/30/2012	1,719.79
85000000	AFUDC Debt	UZ	2000000556	11/30/2012	(1,719.79)
85000000	AFUDC Debt	UI	2000000554	11/30/2012	58.76
85000000	AFUDC Debt	UZ	2000000557	11/30/2012	(58.76)
85000000	AFUDC Debt	UI	2000000553	11/30/2012	50.71
85000000	AFUDC Debt	UZ	2000000557	11/30/2012	(50.71)
85000000	AFUDC Debt	UI	2000000554	11/30/2012	447.15
85000000	AFUDC Debt	UZ	2000000557	11/30/2012	(447.15)
85000000	AFUDC Debt	UI	2000000554	11/30/2012	232.52
85000000	AFUDC Debt	UZ	2000000556	11/30/2012	(232.52)
85000000	AFUDC Debt	UI	2000000553	11/30/2012	9.92
85000000	AFUDC Debt	UZ	2000000557	11/30/2012	(9.92)
85000000	AFUDC Debt	UI	2000000553	11/30/2012	9.40
85000000	AFUDC Debt	UZ	2000000556	11/30/2012	(9.40)
85000000	AFUDC Debt	UI	2000000553	11/30/2012	33.70
85000000	AFUDC Debt	UZ	2000000557	11/30/2012	(33.70)
85000000	AFUDC Debt	UI	2000000553	11/30/2012	1.05
85000000	AFUDC Debt	UZ	2000000556	11/30/2012	(1.05)
85000000	AFUDC Debt	UI	2000000553	11/30/2012	58.46
85000000	AFUDC Debt	UZ	2000000557	11/30/2012	(58.46)
85000000	AFUDC Debt	UZ	2000000537	11/30/2012	(2,004.95)
85000000	AFUDC Debt	UI	2000000554	11/30/2012	64.73
85000000	AFUDC Debt	UZ	2000000557	11/30/2012	(64.73)
85000000	AFUDC Debt	UI	2000000553	11/30/2012	19.10
85000000	AFUDC Debt	UZ	2000000557	11/30/2012	(19.10)
85000000	AFUDC Debt	UZ	2000000537	11/30/2012	(2,312.06)
85000000	AFUDC Debt	UI	2000000554	11/30/2012	141.11
85000000	AFUDC Debt	UZ	2000000557	11/30/2012	(141.11)
85000000	AFUDC Debt	UI	2000000554	11/30/2012	0.88
85000000	AFUDC Debt	UZ	2000000557	11/30/2012	(0.88)
85000000	AFUDC Debt	UI	2000000554	11/30/2012	0.27
85000000	AFUDC Debt	UZ	2000000557	11/30/2012	(0.27)

Kentucky American Water Company  
Case No. 2012-00520  
Response to PSC DR1, Item 31

Account	Description	Doc Type	Document Number	Posting Date	Amount
85000000	AFUDC Debt	UI	2000000553	11/30/2012	1.27
85000000	AFUDC Debt	UZ	2000000557	11/30/2012	(1.27)
85000000	AFUDC Debt	UI	2000000554	11/30/2012	29.85
85000000	AFUDC Debt	UZ	2000000557	11/30/2012	(29.85)
85000000	AFUDC Debt	UI	2000000553	11/30/2012	2.38
85000000	AFUDC Debt	UZ	2000000556	11/30/2012	(2.38)
85000000	AFUDC Debt	UI	2000000553	11/30/2012	21.83
85000000	AFUDC Debt	UZ	2000000556	11/30/2012	(21.83)
85000000	AFUDC Debt	UI	2000000553	11/30/2012	815.88
85000000	AFUDC Debt	UZ	2000000556	11/30/2012	(815.88)
85000000	AFUDC Debt	UI	2000000554	11/30/2012	9.03
85000000	AFUDC Debt	UZ	2000000556	11/30/2012	(9.03)
85000000	AFUDC Debt	UZ	2000000537	11/30/2012	2,312.06
85000000	AFUDC Debt	UZ	2000000537	11/30/2012	2,004.95
85000000	AFUDC Debt	UI	2000000553	11/30/2012	0.21
85000000	AFUDC Debt	UZ	2000000557	11/30/2012	(0.21)
85000000	AFUDC Debt	UI	2000000554	11/30/2012	25.84
85000000	AFUDC Debt	UZ	2000000557	11/30/2012	(25.84)
85000000	AFUDC Debt	UI	2000000553	11/30/2012	0.17
85000000	AFUDC Debt	UZ	2000000556	11/30/2012	(0.17)
85000000	AFUDC Debt	UI	2000000554	11/30/2012	5.81
85000000	AFUDC Debt	UZ	2000000556	11/30/2012	(5.81)
85000000	AFUDC Debt	UI	2000000553	11/30/2012	0.20
85000000	AFUDC Debt	UZ	2000000556	11/30/2012	(0.20)
85000000	AFUDC Debt	UI	2000000553	11/30/2012	15.96
85000000	AFUDC Debt	UZ	2000000556	11/30/2012	(15.96)
85000000	AFUDC Debt	UI	2000000554	11/30/2012	3.39
85000000	AFUDC Debt	UZ	2000000557	11/30/2012	(3.39)
85000000	AFUDC Debt	UZ	2000000537	11/30/2012	(269.11)
85000000	AFUDC Debt	UI	2000000553	11/30/2012	9.85
85000000	AFUDC Debt	UZ	2000000557	11/30/2012	(9.85)
85000000	AFUDC Debt	UZ	2000000537	11/30/2012	269.11
85000000	AFUDC Debt	UI	2000000553	11/30/2012	76.26
85000000	AFUDC Debt	UZ	2000000556	11/30/2012	(76.26)
85000000	AFUDC Debt	UI	2000000553	11/30/2012	139.98
85000000	AFUDC Debt	UZ	2000000556	11/30/2012	(139.98)
85000000	AFUDC Debt	UI	2000000553	11/30/2012	191.35
85000000	AFUDC Debt	UZ	2000000557	11/30/2012	(191.35)
85000000	AFUDC Debt	UI	2000000554	11/30/2012	80.58
85000000	AFUDC Debt	UZ	2000000557	11/30/2012	(80.58)
85000000	AFUDC Debt	UI	2000000553	11/30/2012	102.80
85000000	AFUDC Debt	UZ	2000000557	11/30/2012	(102.80)
85000000	AFUDC Debt	UI	2000000554	11/30/2012	17.35
85000000	AFUDC Debt	UZ	2000000557	11/30/2012	(17.35)
85000000	AFUDC Debt	UI	2000000554	11/30/2012	65.99
85000000	AFUDC Debt	UZ	2000000557	11/30/2012	(65.99)
85000000	AFUDC Debt	UI	2000000553	11/30/2012	3.95
85000000	AFUDC Debt	UZ	2000000556	11/30/2012	(3.95)
85000000	AFUDC Debt	UI	2000000554	11/30/2012	34.78
85000000	AFUDC Debt	UZ	2000000556	11/30/2012	(34.78)
85000000	AFUDC Debt	UI	2000000553	11/30/2012	2,043.43
85000000	AFUDC Debt	UZ	2000000557	11/30/2012	(2,043.43)
85000000	AFUDC Debt	UI	2000000553	11/30/2012	2,510.22
85000000	AFUDC Debt	UZ	2000000556	11/30/2012	(2,510.22)
85000000	AFUDC Debt	UI	2000000554	11/30/2012	18.98
85000000	AFUDC Debt	UZ	2000000556	11/30/2012	(18.98)
85000000	AFUDC Debt	UI	2000000553	11/30/2012	78.06
85000000	AFUDC Debt	UZ	2000000557	11/30/2012	(78.06)
85000000	AFUDC Debt	UI	2000000553	11/30/2012	493.40
85000000	AFUDC Debt	UZ	2000000557	11/30/2012	(493.40)
85000000	AFUDC Debt	UI	2000000554	11/30/2012	9.84
85000000	AFUDC Debt	UZ	2000000557	11/30/2012	(9.84)
85000000	AFUDC Debt	UI	2000000553	11/30/2012	7.35
85000000	AFUDC Debt	UZ	2000000557	11/30/2012	(7.35)
85000000	AFUDC Debt	UI	2000000554	11/30/2012	15.48
85000000	AFUDC Debt	UZ	2000000556	11/30/2012	(15.48)
85000000	AFUDC Debt	UI	2000000554	11/30/2012	1,244.96
85000000	AFUDC Debt	UZ	2000000557	11/30/2012	(1,244.96)
85000000	AFUDC Debt	UI	2000000553	11/30/2012	203.74
85000000	AFUDC Debt	UZ	2000000557	11/30/2012	(203.74)
85000000	AFUDC Debt	UI	2000000554	11/30/2012	7.75
85000000	AFUDC Debt	UZ	2000000557	11/30/2012	(7.75)
85000000	AFUDC Debt	UI	2000000553	11/30/2012	10.11
85000000	AFUDC Debt	UZ	2000000556	11/30/2012	(10.11)
85000000	AFUDC Debt	UI	2000000553	11/30/2012	9.73
85000000	AFUDC Debt	UZ	2000000557	11/30/2012	(9.73)
85000000	AFUDC Debt	UI	2000000553	11/30/2012	12.01

Kentucky American Water Company  
Case No. 2012-00520  
Response to PSC DR1, Item 31

Account	Description	Doc Type	Document Number	Posting Date	Amount
85000000	AFUDC Debt	UZ	2000000556	11/30/2012	(12.01)
85000000	AFUDC Debt	UI	2000000553	11/30/2012	23.54
85000000	AFUDC Debt	UZ	2000000557	11/30/2012	(23.54)
85000000	AFUDC Debt	UI	2000000553	11/30/2012	404.73
85000000	AFUDC Debt	UZ	2000000556	11/30/2012	(404.73)
85000000	AFUDC Debt	UI	2000000553	11/30/2012	2.71
85000000	AFUDC Debt	UZ	2000000557	11/30/2012	(2.71)
85000000	AFUDC Debt	UI	2000000554	11/30/2012	1.34
85000000	AFUDC Debt	UZ	2000000556	11/30/2012	(1.34)
85000000	AFUDC Debt	UI	2000000554	11/30/2012	0.01
85000000	AFUDC Debt	UZ	2000000556	11/30/2012	(0.01)
85000000	AFUDC Debt	UI	2000000554	11/30/2012	2.11
85000000	AFUDC Debt	UZ	2000000556	11/30/2012	(2.11)
85000000	AFUDC Debt	UI	2000000553	11/30/2012	2.05
85000000	AFUDC Debt	UZ	2000000557	11/30/2012	(2.05)
85000000	AFUDC Debt	UI	2000000553	11/30/2012	7.88
85000000	AFUDC Debt	UZ	2000000556	11/30/2012	(7.88)
85000000	AFUDC Debt	UI	2000000554	11/30/2012	1.36
85000000	AFUDC Debt	UZ	2000000557	11/30/2012	(1.36)
85000000	AFUDC Debt	UI	2000000553	11/30/2012	15.04
85000000	AFUDC Debt	UZ	2000000557	11/30/2012	(15.04)
85000000	AFUDC Debt	UI	2000000553	11/30/2012	7.76
85000000	AFUDC Debt	UZ	2000000557	11/30/2012	(7.76)
85000000	AFUDC Debt	UI	2000000553	11/30/2012	195.67
85000000	AFUDC Debt	UZ	2000000557	11/30/2012	(195.67)
85000000	AFUDC Debt	UI	2000000553	11/30/2012	31.98
85000000	AFUDC Debt	UZ	2000000556	11/30/2012	(31.98)
85000000	AFUDC Debt	UI	2000000553	11/30/2012	55.93
85000000	AFUDC Debt	UZ	2000000557	11/30/2012	(55.93)
85000000	AFUDC Debt	UI	2000000553	11/30/2012	84.46
85000000	AFUDC Debt	UZ	2000000557	11/30/2012	(84.46)
85000000	AFUDC Debt	UI	2000000553	11/30/2012	232.35
85000000	AFUDC Debt	UZ	2000000556	11/30/2012	(232.35)
85000000	AFUDC Debt	UI	2000000554	11/30/2012	177.77
85000000	AFUDC Debt	UZ	2000000556	11/30/2012	(177.77)
85000000	AFUDC Debt	UI	2000000553	11/30/2012	86.34
85000000	AFUDC Debt	UZ	2000000557	11/30/2012	(86.34)
85000000	AFUDC Debt	UI	2000000553	11/30/2012	0.17
85000000	AFUDC Debt	UZ	2000000556	11/30/2012	(0.17)
85000000	AFUDC Debt	UI	2000000554	11/30/2012	102.26
85000000	AFUDC Debt	UZ	2000000557	11/30/2012	(102.26)
85000000	AFUDC Debt	UI	2000000553	11/30/2012	0.17
85000000	AFUDC Debt	UZ	2000000557	11/30/2012	(0.17)
85000000	AFUDC Debt	UI	2000000553	11/30/2012	144.64
85000000	AFUDC Debt	UZ	2000000556	11/30/2012	(144.64)
85000000	AFUDC Debt	UI	2000000554	11/30/2012	0.02
85000000	AFUDC Debt	UZ	2000000557	11/30/2012	(0.02)
85000000	AFUDC Debt	UI	2000000554	11/30/2012	69.35
85000000	AFUDC Debt	UZ	2000000557	11/30/2012	(69.35)
85000000	AFUDC Debt	UI	2000000553	11/30/2012	0.08
85000000	AFUDC Debt	UZ	2000000557	11/30/2012	(0.08)
85000000	AFUDC Debt	UI	2000000553	11/30/2012	68.54
85000000	AFUDC Debt	UZ	2000000556	11/30/2012	(68.54)
85000000	AFUDC Debt	UI	2000000554	11/30/2012	0.40
85000000	AFUDC Debt	UZ	2000000557	11/30/2012	(0.40)
85000000	AFUDC Debt	UI	2000000553	11/30/2012	63.87
85000000	AFUDC Debt	UZ	2000000556	11/30/2012	(63.87)
85000000	AFUDC Debt	UI	2000000553	11/30/2012	0.46
85000000	AFUDC Debt	UZ	2000000556	11/30/2012	(0.46)
85000000	AFUDC Debt	UI	2000000553	11/30/2012	439.79
85000000	AFUDC Debt	UZ	2000000557	11/30/2012	(439.79)
85000000	AFUDC Debt	UI	2000000554	11/30/2012	291.52
85000000	AFUDC Debt	UZ	2000000557	11/30/2012	(291.52)
85000000	AFUDC Debt	UI	2000000554	11/30/2012	35.67
85000000	AFUDC Debt	UZ	2000000557	11/30/2012	(35.67)
85000000	AFUDC Debt	UI	2000000553	11/30/2012	35.68
85000000	AFUDC Debt	UZ	2000000556	11/30/2012	(35.68)
85000000	AFUDC Debt	UI	2000000554	11/30/2012	466.59
85000000	AFUDC Debt	UZ	2000000556	11/30/2012	(466.59)
85000000	AFUDC Debt	UI	2000000554	11/30/2012	0.11
85000000	AFUDC Debt	UZ	2000000556	11/30/2012	(0.11)
85000000	AFUDC Debt	UI	2000000554	11/30/2012	358.56
85000000	AFUDC Debt	UZ	2000000557	11/30/2012	(358.56)
85000000	AFUDC Debt	UI	2000000553	11/30/2012	62.50
85000000	AFUDC Debt	UZ	2000000557	11/30/2012	(62.50)
85000000	AFUDC Debt	UI	2000000553	11/30/2012	16.63
85000000	AFUDC Debt	UZ	2000000557	11/30/2012	(16.63)

Kentucky American Water Company  
Case No. 2012-00520  
Response to PSC DR1, Item 31

Account	Description	Doc Type	Document Number	Posting Date	Amount
85000000	AFUDC Debt	UI	2000000553	11/30/2012	3.28
85000000	AFUDC Debt	UZ	2000000557	11/30/2012	(3.28)
85000000	AFUDC Debt	UI	2000000554	11/30/2012	5.15
85000000	AFUDC Debt	UZ	2000000556	11/30/2012	(5.15)
85000000	AFUDC Debt	UI	2000000553	11/30/2012	5.15
85000000	AFUDC Debt	UZ	2000000556	11/30/2012	(5.15)
85000000	AFUDC Debt	UI	2000000554	11/30/2012	3.28
85000000	AFUDC Debt	UZ	2000000556	11/30/2012	(3.28)
85000000	AFUDC Debt	UI	2000000553	11/30/2012	16.61
85000000	AFUDC Debt	UZ	2000000556	11/30/2012	(16.61)
85000000	AFUDC Debt	UI	2000000554	11/30/2012	28.01
85000000	AFUDC Debt	UZ	2000000556	11/30/2012	(28.01)
85000000	AFUDC Debt	UI	2000000554	11/30/2012	28.01
85000000	AFUDC Debt	UZ	2000000556	11/30/2012	(28.01)
85000000	AFUDC Debt	UI	2000000553	11/30/2012	14.09
85000000	AFUDC Debt	UZ	2000000556	11/30/2012	(14.09)
85000000	AFUDC Debt	UI	2000000554	11/30/2012	14.09
85000000	AFUDC Debt	UZ	2000000557	11/30/2012	(14.09)
85000000	AFUDC Debt	UI	2000000554	11/30/2012	13.65
85000000	AFUDC Debt	UZ	2000000557	11/30/2012	(13.65)
85000000	AFUDC Debt	UI	2000000554	11/30/2012	20.96
85000000	AFUDC Debt	UZ	2000000557	11/30/2012	(20.96)
85000000	AFUDC Debt	UI	2000000554	11/30/2012	20.96
85000000	AFUDC Debt	UZ	2000000557	11/30/2012	(20.96)
85000000	AFUDC Debt	UI	2000000553	11/30/2012	189.03
85000000	AFUDC Debt	UZ	2000000556	11/30/2012	(189.03)
85000000	AFUDC Debt	UI	2000000553	11/30/2012	202.82
85000000	AFUDC Debt	UZ	2000000557	11/30/2012	(202.82)
85000000	AFUDC Debt	UI	2000000553	11/30/2012	5.89
85000000	AFUDC Debt	UZ	2000000557	11/30/2012	(5.89)
85000000	AFUDC Debt	UI	2000000553	11/30/2012	5.95
85000000	AFUDC Debt	UZ	2000000556	11/30/2012	(5.95)
85000000	AFUDC Debt	UI	2000000554	11/30/2012	210.54
85000000	AFUDC Debt	UZ	2000000556	11/30/2012	(210.54)
85000000	AFUDC Debt	UI	2000000553	11/30/2012	210.54
85000000	AFUDC Debt	UZ	2000000557	11/30/2012	(210.54)
88101000	CAP Move-UP	UP	2000000564	11/30/2012	33.03
88101000	CAP Move-UP	UP	2000000605	11/30/2012	80.00
88101000	CAP Move-UP	UP	2000000603	11/30/2012	32,143.75
88101000	CAP Move-UP	UP	2000000590	11/30/2012	503.11
88101000	CAP Move-UP	UP	2000000590	11/30/2012	151.37
88101000	CAP Move-UP	UP	2000000603	11/30/2012	83.13
88101000	CAP Move-UP	UP	2000000605	11/30/2012	318.69
88101000	CAP Move-UP	UP	2000000603	11/30/2012	(60.56)
88101000	CAP Move-UP	UP	2000000605	11/30/2012	547.27
88101000	CAP Move-UP	UP	2000000603	11/30/2012	(2,171.22)
88101000	CAP Move-UP	UP	2000000564	11/30/2012	39,060.76
88101000	CAP Move-UP	UP	2000000590	11/30/2012	18,983.44
88101000	CAP Move-UP	UP	2000000590	11/30/2012	4,660.41
88101000	CAP Move-UP	UP	2000000594	11/30/2012	680.29
88101000	CAP Move-UP	UP	2000000603	11/30/2012	2,468.39
88101000	CAP Move-UP	UP	2000000605	11/30/2012	297.01
88101000	CAP Move-UP	UP	2000000605	11/30/2012	318.87
88101000	CAP Move-UP	UP	2000000594	11/30/2012	615.48
88101000	CAP Move-UP	UP	2000000594	11/30/2012	80.38
88101000	CAP Move-UP	UP	2000000594	11/30/2012	624.66
88101000	CAP Move-UP	UP	2000000594	11/30/2012	5.49
88101000	CAP Move-UP	UP	2000000594	11/30/2012	4.57
88101000	CAP Move-UP	UP	2000000594	11/30/2012	4.15
88106000	CAP Move-CCNC	UN	2000000562	11/30/2012	(6.83)
88106000	CAP Move-CCNC	UN	2000000563	11/30/2012	(8.55)
88106000	CAP Move-CCNC	UN	2000000563	11/30/2012	(18.81)
88106000	CAP Move-CCNC	UN	2000000563	11/30/2012	(115.51)
88106000	CAP Move-CCNC	UN	2000000588	11/30/2012	344.30
88106000	CAP Move-CCNC	UN	2000000597	11/30/2012	7,425.00
88106000	CAP Move-CCNC	UN	2000000562	11/30/2012	(20.94)
88106000	CAP Move-CCNC	UN	2000000562	11/30/2012	(23.55)
88106000	CAP Move-CCNC	UN	2000000562	11/30/2012	(217.22)
88106000	CAP Move-CCNC	UN	2000000562	11/30/2012	48.20
88106000	CAP Move-CCNC	UN	2000000562	11/30/2012	2.68
88106000	CAP Move-CCNC	UN	2000000562	11/30/2012	2.67
88106000	CAP Move-CCNC	UN	2000000588	11/30/2012	68.85
88106000	CAP Move-CCNC	UN	2000000588	11/30/2012	68.85
88106000	CAP Move-CCNC	UN	2000000588	11/30/2012	1,239.34
88106000	CAP Move-CCNC	UN	2000000597	11/30/2012	1.79
88106000	CAP Move-CCNC	UN	2000000597	11/30/2012	10.12
88106000	CAP Move-CCNC	UN	2000000529	11/30/2012	188.69



Kentucky American Water Company  
Case No. 2012-00520  
Response to PSC DR1, Item 31

Account	Description	Doc Type	Document Number	Posting Date	Amount
88106000	CAP Move-CCNC	UN	2000000540	11/30/2012	7,810.00
88106000	CAP Move-CCNC	UN	2000000562	11/30/2012	1,249.94
88106000	CAP Move-CCNC	UN	2000000562	11/30/2012	1,327.60
88106000	CAP Move-CCNC	UN	2000000562	11/30/2012	1.04
88106000	CAP Move-CCNC	UN	2000000540	11/30/2012	4,900.00
88106000	CAP Move-CCNC	UN	2000000540	11/30/2012	1,470.00
88106000	CAP Move-CCNC	UN	2000000540	11/30/2012	140.00
88106000	CAP Move-CCNC	UN	2000000540	11/30/2012	350.00
88106000	CAP Move-CCNC	UN	2000000540	11/30/2012	140.00
88106000	CAP Move-CCNC	UN	2000000562	11/30/2012	27.37
88106000	CAP Move-CCNC	UN	2000000562	11/30/2012	10.95
88106000	CAP Move-CCNC	UN	2000000562	11/30/2012	10.95
88106000	CAP Move-CCNC	UN	2000000562	11/30/2012	383.23
88106000	CAP Move-CCNC	UN	2000000563	11/30/2012	114.97
88106000	CAP Move-CCNC	UN	2000000597	11/30/2012	96,154.28
88106000	CAP Move-CCNC	UN	2000000597	11/30/2012	2,747.27
88106000	CAP Move-CCNC	UN	2000000597	11/30/2012	28,846.28
88106000	CAP Move-CCNC	UN	2000000597	11/30/2012	6,868.16
88106000	CAP Move-CCNC	UN	2000000597	11/30/2012	2,747.26
88106000	CAP Move-CCNC	UN	2000000540	11/30/2012	171.87
88106000	CAP Move-CCNC	UN	2000000540	11/30/2012	13.23
88106000	CAP Move-CCNC	UN	2000000540	11/30/2012	1,057.64
88106000	CAP Move-CCNC	UN	2000000540	11/30/2012	13.22
88106000	CAP Move-CCNC	UN	2000000540	11/30/2012	66.10
88106000	CAP Move-CCNC	UN	2000000562	11/30/2012	11.62
88106000	CAP Move-CCNC	UN	2000000562	11/30/2012	30.20
88106000	CAP Move-CCNC	UN	2000000562	11/30/2012	2.30
88106000	CAP Move-CCNC	UN	2000000563	11/30/2012	185.83
88106000	CAP Move-CCNC	UN	2000000563	11/30/2012	2.33
88106000	CAP Move-CCNC	UN	2000000540	11/30/2012	5,835.87
88106000	CAP Move-CCNC	UN	2000000540	11/30/2012	58.95
88106000	CAP Move-CCNC	UN	2000000562	11/30/2012	4.06
88106000	CAP Move-CCNC	UN	2000000562	11/30/2012	401.90
88106000	CAP Move-CCNC	UN	2000000597	11/30/2012	443.14
88106000	CAP Move-CCNC	UN	2000000597	11/30/2012	43,870.84
88106000	CAP Move-CCNC	UN	2000000569	11/30/2012	31,172.42
88106000	CAP Move-CCNC	UN	2000000563	11/30/2012	8.87
88106000	CAP Move-CCNC	UN	2000000562	11/30/2012	778.93
88106000	CAP Move-CCNC	UN	2000000562	11/30/2012	778.85
88106000	CAP Move-CCNC	UN	2000000562	11/30/2012	778.86
88106000	CAP Move-CCNC	UN	2000000562	11/30/2012	8,501.03
88106000	CAP Move-CCNC	UN	2000000562	11/30/2012	1.74
88106000	CAP Move-CCNC	UN	2000000563	11/30/2012	3.49
88106000	CAP Move-CCNC	UP	2000000605	11/30/2012	(26.67)
88106000	CAP Move-CCNC	UP	2000000605	11/30/2012	(53.33)
88106000	CAP Move-CCNC	UN	2000000529	11/30/2012	2,193.52
88106000	CAP Move-CCNC	UN	2000000540	11/30/2012	1,106.74
88106000	CAP Move-CCNC	UN	2000000563	11/30/2012	230.69
88106000	CAP Move-CCNC	UN	2000000588	11/30/2012	240.93
88106000	CAP Move-CCNC	UN	2000000562	11/30/2012	(41.29)
88106000	CAP Move-CCNC	UN	2000000529	11/30/2012	250.10
88106000	CAP Move-CCNC	UN	2000000540	11/30/2012	78.67
88106000	CAP Move-CCNC	UN	2000000562	11/30/2012	22.98
88106000	CAP Move-CCNC	UN	2000000562	11/30/2012	116.57
88106000	CAP Move-CCNC	UN	2000000588	11/30/2012	466.74
88106000	CAP Move-CCNC	UN	2000000597	11/30/2012	22,901.00
88106000	CAP Move-CCNC	UP	2000000603	11/30/2012	(1,533.20)
88106000	CAP Move-CCNC	UP	2000000603	11/30/2012	(30,610.55)
88106000	CAP Move-CCNC	UN	2000000562	11/30/2012	(81.19)
88106000	CAP Move-CCNC	UN	2000000562	11/30/2012	744.98
88106000	CAP Move-CCNC	UN	2000000562	11/30/2012	744.98
88106000	CAP Move-CCNC	UN	2000000562	11/30/2012	2,234.94
88106000	CAP Move-CCNC	UN	2000000563	11/30/2012	744.94
88106000	CAP Move-CCNC	UN	2000000562	11/30/2012	307.53
88106000	CAP Move-CCNC	UN	2000000562	11/30/2012	909.42
88106000	CAP Move-CCNC	UN	2000000563	11/30/2012	1,818.83
88106000	CAP Move-CCNC	UN	2000000562	11/30/2012	303.17
88106000	CAP Move-CCNC	UN	2000000562	11/30/2012	151.54
88106000	CAP Move-CCNC	UP	2000000590	11/30/2012	(167.67)
88106000	CAP Move-CCNC	UP	2000000590	11/30/2012	(335.44)
88106000	CAP Move-CCNC	UN	2000000562	11/30/2012	796.54
88106000	CAP Move-CCNC	UN	2000000562	11/30/2012	1,593.08
88106000	CAP Move-CCNC	UN	2000000563	11/30/2012	796.54
88106000	CAP Move-CCNC	UN	2000000562	11/30/2012	17,344.85
88106000	CAP Move-CCNC	UN	2000000563	11/30/2012	17,344.81
88106000	CAP Move-CCNC	UN	2000000563	11/30/2012	17,344.81
88106000	CAP Move-CCNC	UN	2000000562	11/30/2012	415.26

Kentucky American Water Company  
Case No. 2012-00520  
Response to PSC DR1, Item 31

Account	Description	Doc Type	Document Number	Posting Date	Amount
88106000	CAP Move-CCNC	UN	2000000562	11/30/2012	415.26
88106000	CAP Move-CCNC	UN	2000000562	11/30/2012	415.24
88106000	CAP Move-CCNC	UN	2000000562	11/30/2012	415.26
88106000	CAP Move-CCNC	UN	2000000562	11/30/2012	14,489.96
88106000	CAP Move-CCNC	UN	2000000562	11/30/2012	7,245.30
88106000	CAP Move-CCNC	UN	2000000562	11/30/2012	7,245.30
88106000	CAP Move-CCNC	UN	2000000563	11/30/2012	7,245.30
88106000	CAP Move-CCNC	UN	2000000540	11/30/2012	4,717.53
88106000	CAP Move-CCNC	UN	2000000562	11/30/2012	329.76
88106000	CAP Move-CCNC	UN	2000000562	11/30/2012	(13.55)
88106000	CAP Move-CCNC	UN	2000000562	11/30/2012	(3.20)
88106000	CAP Move-CCNC	UN	2000000562	11/30/2012	280.85
88106000	CAP Move-CCNC	UN	2000000562	11/30/2012	280.85
88106000	CAP Move-CCNC	UN	2000000563	11/30/2012	56.18
88106000	CAP Move-CCNC	UN	2000000563	11/30/2012	56.16
88106000	CAP Move-CCNC	UP	2000000590	11/30/2012	(75.70)
88106000	CAP Move-CCNC	UP	2000000590	11/30/2012	(75.67)
88106000	CAP Move-CCNC	UN	2000000562	11/30/2012	344.77
88106000	CAP Move-CCNC	UN	2000000563	11/30/2012	344.76
88106000	CAP Move-CCNC	UN	2000000562	11/30/2012	4,499.50
88106000	CAP Move-CCNC	UN	2000000562	11/30/2012	4,499.50
88106000	CAP Move-CCNC	UN	2000000563	11/30/2012	4,499.29
88106000	CAP Move-CCNC	UN	2000000562	11/30/2012	272.81
88106000	CAP Move-CCNC	UN	2000000562	11/30/2012	272.83
88106000	CAP Move-CCNC	UN	2000000562	11/30/2012	272.83
88106000	CAP Move-CCNC	UN	2000000562	11/30/2012	272.83
88106000	CAP Move-CCNC	UN	2000000562	11/30/2012	2.23
88106000	CAP Move-CCNC	UN	2000000562	11/30/2012	2.22
88106000	CAP Move-CCNC	UP	2000000603	11/30/2012	(41.48)
88106000	CAP Move-CCNC	UP	2000000603	11/30/2012	(41.65)
88106000	CAP Move-CCNC	UN	2000000562	11/30/2012	1,932.20
88106000	CAP Move-CCNC	UN	2000000562	11/30/2012	1,932.42
88106000	CAP Move-CCNC	UN	2000000562	11/30/2012	1,932.42
88106000	CAP Move-CCNC	UN	2000000563	11/30/2012	5,797.26
88106000	CAP Move-CCNC	UN	2000000562	11/30/2012	6.94
88106000	CAP Move-CCNC	UN	2000000562	11/30/2012	13.88
88106000	CAP Move-CCNC	UP	2000000605	11/30/2012	(106.23)
88106000	CAP Move-CCNC	UP	2000000605	11/30/2012	(212.46)
88106000	CAP Move-CCNC	UN	2000000562	11/30/2012	186.16
88106000	CAP Move-CCNC	UN	2000000562	11/30/2012	186.16
88106000	CAP Move-CCNC	UN	2000000562	11/30/2012	186.16
88106000	CAP Move-CCNC	UN	2000000562	11/30/2012	372.33
88106000	CAP Move-CCNC	UN	2000000562	11/30/2012	(3.96)
88106000	CAP Move-CCNC	UP	2000000603	11/30/2012	60.56
88106000	CAP Move-CCNC	UN	2000000529	11/30/2012	26.35
88106000	CAP Move-CCNC	UN	2000000540	11/30/2012	8.69
88106000	CAP Move-CCNC	UN	2000000563	11/30/2012	2.45
88106000	CAP Move-CCNC	UN	2000000563	11/30/2012	86.28
88106000	CAP Move-CCNC	UN	2000000562	11/30/2012	55.58
88106000	CAP Move-CCNC	UN	2000000562	11/30/2012	55.58
88106000	CAP Move-CCNC	UN	2000000529	11/30/2012	349,294.25
88106000	CAP Move-CCNC	UN	2000000529	11/30/2012	349,294.50
88106000	CAP Move-CCNC	UN	2000000540	11/30/2012	324.95
88106000	CAP Move-CCNC	UN	2000000540	11/30/2012	324.97
88106000	CAP Move-CCNC	UN	2000000562	11/30/2012	29,265.18
88106000	CAP Move-CCNC	UN	2000000563	11/30/2012	29,265.15
88106000	CAP Move-CCNC	UN	2000000588	11/30/2012	26,454.48
88106000	CAP Move-CCNC	UN	2000000588	11/30/2012	26,454.47
88106000	CAP Move-CCNC	UN	2000000597	11/30/2012	198,101.17
88106000	CAP Move-CCNC	UN	2000000540	11/30/2012	75.69
88106000	CAP Move-CCNC	UN	2000000563	11/30/2012	35.75
88106000	CAP Move-CCNC	UP	2000000605	11/30/2012	(547.27)
88106000	CAP Move-CCNC	UN	2000000562	11/30/2012	(70.92)
88106000	CAP Move-CCNC	UN	2000000562	11/30/2012	(70.93)
88106000	CAP Move-CCNC	UP	2000000603	11/30/2012	1,085.60
88106000	CAP Move-CCNC	UP	2000000603	11/30/2012	1,085.62
88106000	CAP Move-CCNC	UN	2000000562	11/30/2012	(45.68)
88106000	CAP Move-CCNC	UN	2000000562	11/30/2012	86.62
88106000	CAP Move-CCNC	UN	2000000562	11/30/2012	185.62
88106000	CAP Move-CCNC	UN	2000000562	11/30/2012	(37.26)
88106000	CAP Move-CCNC	UN	2000000588	11/30/2012	814.28
88106000	CAP Move-CCNC	UN	2000000597	11/30/2012	30,038.53
88106000	CAP Move-CCNC	UN	2000000563	11/30/2012	0.92
88106000	CAP Move-CCNC	UN	2000000597	11/30/2012	300.82
88106000	CAP Move-CCNC	UN	2000000562	11/30/2012	441.73
88106000	CAP Move-CCNC	UN	2000000597	11/30/2012	652.67
88106000	CAP Move-CCNC	UN	2000000529	11/30/2012	(38,475.23)

Kentucky American Water Company  
Case No. 2012-00520  
Response to PSC DR1, Item 31

Account	Description	Doc Type	Document Number	Posting Date	Amount
88106000	CAP Move-CCNC	UN	2000000562	11/30/2012	25.79
88106000	CAP Move-CCNC	UN	2000000597	11/30/2012	38,758.73
88106000	CAP Move-CCNC	UN	2000000562	11/30/2012	234.72
88106000	CAP Move-CCNC	UN	2000000562	11/30/2012	298.53
88106000	CAP Move-CCNC	UP	2000000564	11/30/2012	(39,060.76)
88106000	CAP Move-CCNC	UN	2000000540	11/30/2012	639.04
88106000	CAP Move-CCNC	UN	2000000563	11/30/2012	44.67
88106000	CAP Move-CCNC	UN	2000000588	11/30/2012	30,000.00
88106000	CAP Move-CCNC	UP	2000000590	11/30/2012	(4,660.40)
88106000	CAP Move-CCNC	UP	2000000590	11/30/2012	(18,983.45)
88106000	CAP Move-CCNC	UN	2000000563	11/30/2012	10.22
88106000	CAP Move-CCNC	UN	2000000563	11/30/2012	25.16
88106000	CAP Move-CCNC	UN	2000000562	11/30/2012	131.89
88106000	CAP Move-CCNC	UN	2000000529	11/30/2012	26,136.60
88106000	CAP Move-CCNC	UN	2000000562	11/30/2012	105,652.97
88106000	CAP Move-CCNC	UN	2000000529	11/30/2012	(239.45)
88106000	CAP Move-CCNC	UN	2000000562	11/30/2012	27.25
88106000	CAP Move-CCNC	UN	2000000529	11/30/2012	52,439.71
88106000	CAP Move-CCNC	UN	2000000540	11/30/2012	65.88
88106000	CAP Move-CCNC	UN	2000000562	11/30/2012	33.98
88106000	CAP Move-CCNC	UN	2000000562	11/30/2012	340.22
88106000	CAP Move-CCNC	UN	2000000597	11/30/2012	13,494.60
88106000	CAP Move-CCNC	UN	2000000529	11/30/2012	7,515.42
88106000	CAP Move-CCNC	UN	2000000562	11/30/2012	166.72
88106000	CAP Move-CCNC	UN	2000000563	11/30/2012	731.68
88106000	CAP Move-CCNC	UN	2000000529	11/30/2012	30,893.70
88106000	CAP Move-CCNC	UN	2000000540	11/30/2012	(1,748.70)
88106000	CAP Move-CCNC	UN	2000000562	11/30/2012	2,087.52
88106000	CAP Move-CCNC	UN	2000000562	11/30/2012	865.57
88106000	CAP Move-CCNC	UP	2000000590	11/30/2012	(109.41)
88106000	CAP Move-CCNC	UP	2000000590	11/30/2012	(109.42)
88106000	CAP Move-CCNC	UN	2000000562	11/30/2012	207.03
88106000	CAP Move-CCNC	UP	2000000603	11/30/2012	(2,160.28)
88106000	CAP Move-CCNC	UN	2000000562	11/30/2012	4.79
88106000	CAP Move-CCNC	UN	2000000562	11/30/2012	5.15
88106000	CAP Move-CCNC	UN	2000000588	11/30/2012	240.10
88106000	CAP Move-CCNC	UN	2000000588	11/30/2012	223.65
88106000	CAP Move-CCNC	UP	2000000605	11/30/2012	(297.01)
88106000	CAP Move-CCNC	UP	2000000605	11/30/2012	(318.87)
88106000	CAP Move-CCNC	UP	2000000590	11/30/2012	713.42
88106000	CAP Move-CCNC	UP	2000000590	11/30/2012	(2,413.29)
88106000	CAP Move-CCNC	UP	2000000590	11/30/2012	(407.53)
88106000	CAP Move-CCNC	UN	2000000562	11/30/2012	(187.37)
88106000	CAP Move-CCNC	UN	2000000588	11/30/2012	1,085.68
88106000	CAP Move-CCNC	UN	2000000563	11/30/2012	13.39
88106000	CAP Move-CCNC	UN	2000000597	11/30/2012	7,292.22
88106000	CAP Move-CCNC	UN	2000000562	11/30/2012	0.46
88106000	CAP Move-CCNC	UN	2000000597	11/30/2012	147.51
88106000	CAP Move-CCNC	UN	2000000529	11/30/2012	15,845.94
88106000	CAP Move-CCNC	UN	2000000562	11/30/2012	1,107.63
88106000	CAP Move-CCNC	UN	2000000529	11/30/2012	3,739.03
88106000	CAP Move-CCNC	UN	2000000562	11/30/2012	261.36
88106000	CAP Move-CCNC	UN	2000000597	11/30/2012	1,311.60
88106000	CAP Move-CCNC	UN	2000000562	11/30/2012	68.15
88106000	CAP Move-CCNC	UN	2000000562	11/30/2012	(18.93)
88106000	CAP Move-CCNC	UN	2000000529	11/30/2012	18,089.56
88106000	CAP Move-CCNC	UN	2000000562	11/30/2012	1,264.46
88106000	CAP Move-CCNC	UN	2000000597	11/30/2012	74.15
88106000	CAP Move-CCNC	UN	2000000588	11/30/2012	(260.23)
88106000	CAP Move-CCNC	UN	2000000588	11/30/2012	265.82
88106000	CAP Move-CCNC	UN	2000000588	11/30/2012	97.60
88106000	CAP Move-CCNC	UN	2000000588	11/30/2012	688.13
88106000	CAP Move-CCNC	UN	2000000588	11/30/2012	110.51
88106000	CAP Move-CCNC	UN	2000000588	11/30/2012	158.93
88106000	CAP Move-CCNC	UN	2000000588	11/30/2012	(304.77)
88106000	CAP Move-CCNC	UN	2000000588	11/30/2012	46.19
88106000	CAP Move-CCNC	UN	2000000588	11/30/2012	496.36
88106000	CAP Move-CCNC	UN	2000000588	11/30/2012	356.94
88106000	CAP Move-CCNC	UN	2000000588	11/30/2012	561.41
88106000	CAP Move-CCNC	UN	2000000588	11/30/2012	(24.08)
88106000	CAP Move-CCNC	UN	2000000588	11/30/2012	3.36
88106000	CAP Move-CCNC	UN	2000000588	11/30/2012	514.89
88106000	CAP Move-CCNC	UN	2000000588	11/30/2012	148.99
88106000	CAP Move-CCNC	UN	2000000588	11/30/2012	(0.95)
88106000	CAP Move-CCNC	UN	2000000588	11/30/2012	89.32
88106000	CAP Move-CCNC	UN	2000000588	11/30/2012	4.02
88106000	CAP Move-CCNC	UN	2000000588	11/30/2012	24.21

Kentucky American Water Company  
Case No. 2012-00520  
Response to PSC DR1, Item 31

Account	Description	Doc Type	Document Number	Posting Date	Amount
88106000	CAP Move-CCNC	UN	2000000588	11/30/2012	1,367.06
88106000	CAP Move-CCNC	UN	2000000588	11/30/2012	131.81
88106000	CAP Move-CCNC	UN	2000000588	11/30/2012	218.73
88106000	CAP Move-CCNC	UN	2000000588	11/30/2012	(13.17)
88106000	CAP Move-CCNC	UN	2000000588	11/30/2012	30.76
88106000	CAP Move-CCNC	UN	2000000588	11/30/2012	5.18
88106000	CAP Move-CCNC	UN	2000000588	11/30/2012	97.35
88106000	CAP Move-CCNC	UN	2000000588	11/30/2012	97.91
88106000	CAP Move-CCNC	UN	2000000588	11/30/2012	1,660.30
88106000	CAP Move-CCNC	UN	2000000588	11/30/2012	35.47
88106000	CAP Move-CCNC	UN	2000000588	11/30/2012	34.87
88106000	CAP Move-CCNC	UN	2000000588	11/30/2012	41.39
88106000	CAP Move-CCNC	UN	2000000588	11/30/2012	92.39
88106000	CAP Move-CCNC	UN	2000000588	11/30/2012	67.88
88106000	CAP Move-CCNC	UN	2000000588	11/30/2012	90.65
88106000	CAP Move-CCNC	UN	2000000588	11/30/2012	88.74
88106000	CAP Move-CCNC	UN	2000000588	11/30/2012	80.20
88106000	CAP Move-CCNC	UN	2000000588	11/30/2012	117.69
88106000	CAP Move-CCNC	UN	2000000588	11/30/2012	27.63
88106000	CAP Move-CCNC	UN	2000000588	11/30/2012	2,474.57
88106000	CAP Move-CCNC	UN	2000000588	11/30/2012	78.68
88106000	CAP Move-CCNC	UN	2000000588	11/30/2012	624.12
88106000	CAP Move-CCNC	UN	2000000588	11/30/2012	(0.27)
88106000	CAP Move-CCNC	UN	2000000588	11/30/2012	552.69
88106000	CAP Move-CCNC	UN	2000000588	11/30/2012	(0.27)
88106000	CAP Move-CCNC	UN	2000000588	11/30/2012	(0.85)
88106000	CAP Move-CCNC	UN	2000000588	11/30/2012	2,082.47
88106000	CAP Move-CCNC	UN	2000000588	11/30/2012	2,082.47
88106000	CAP Move-CCNC	UN	2000000588	11/30/2012	2,082.47
88106000	CAP Move-CCNC	UN	2000000588	11/30/2012	0.09
88106000	CAP Move-CCNC	UN	2000000588	11/30/2012	(22.65)
88106000	CAP Move-CCNC	UN	2000000588	11/30/2012	25.40
88106000	CAP Move-CCNC	UN	2000000588	11/30/2012	25.40
88106000	CAP Move-CCNC	UN	2000000588	11/30/2012	25.40
88106000	CAP Move-CCNC	UN	2000000588	11/30/2012	25.40
88106000	CAP Move-CCNC	UN	2000000588	11/30/2012	339.90
88106000	CAP Move-CCNC	UN	2000000588	11/30/2012	1,355.81
88106000	CAP Move-CCNC	UN	2000000588	11/30/2012	0.94
88106000	CAP Move-CCNC	UN	2000000588	11/30/2012	(662.53)
88106000	CAP Move-CCNC	UN	2000000588	11/30/2012	142.19
88106000	CAP Move-CCNC	UN	2000000588	11/30/2012	593.94
88106000	CAP Move-CCNC	UN	2000000588	11/30/2012	553.75
88106000	CAP Move-CCNC	UN	2000000588	11/30/2012	570.46
88106000	CAP Move-CCNC	UN	2000000588	11/30/2012	5,446.28
88106000	CAP Move-CCNC	UN	2000000588	11/30/2012	4,701.85
88106000	CAP Move-CCNC	UN	2000000588	11/30/2012	9,796.97
88106000	CAP Move-CCNC	UN	2000000588	11/30/2012	244.16
88106000	CAP Move-CCNC	UN	2000000588	11/30/2012	244.19
88106000	CAP Move-CCNC	UN	2000000588	11/30/2012	235.03
88106000	CAP Move-CCNC	UN	2000000588	11/30/2012	16.24
88106000	CAP Move-CCNC	UN	2000000588	11/30/2012	1,491.83
88106000	CAP Move-CCNC	UN	2000000588	11/30/2012	702.76
88106000	CAP Move-CCNC	UN	2000000588	11/30/2012	1,492.95
88106000	CAP Move-CCNC	UN	2000000588	11/30/2012	1,458.71
88106000	CAP Move-CCNC	UN	2000000588	11/30/2012	379.84
88106000	CAP Move-CCNC	UN	2000000588	11/30/2012	485.45
88106000	CAP Move-CCNC	UN	2000000588	11/30/2012	511.74
88106000	CAP Move-CCNC	UN	2000000588	11/30/2012	358.26
88106000	CAP Move-CCNC	UN	2000000588	11/30/2012	54.90
88106000	CAP Move-CCNC	UN	2000000588	11/30/2012	54.39
88106000	CAP Move-CCNC	UN	2000000588	11/30/2012	48.50
88106000	CAP Move-CCNC	UN	2000000588	11/30/2012	(32.43)
88106000	CAP Move-CCNC	UN	2000000588	11/30/2012	534.91
88106000	CAP Move-CCNC	UN	2000000588	11/30/2012	534.91
88106000	CAP Move-CCNC	UN	2000000588	11/30/2012	534.91
88106000	CAP Move-CCNC	UN	2000000588	11/30/2012	534.91
88106000	CAP Move-CCNC	UN	2000000588	11/30/2012	636.61
88106000	CAP Move-CCNC	UN	2000000588	11/30/2012	328.60
88106000	CAP Move-CCNC	UN	2000000588	11/30/2012	1,408.38
88106000	CAP Move-CCNC	UN	2000000588	11/30/2012	1,289.42
88106000	CAP Move-CCNC	UN	2000000588	11/30/2012	391.46
88106000	CAP Move-CCNC	UN	2000000588	11/30/2012	353.85
88106000	CAP Move-CCNC	UN	2000000588	11/30/2012	1,001.03
88106000	CAP Move-CCNC	UN	2000000588	11/30/2012	9,040.56
88106000	CAP Move-CCNC	UN	2000000588	11/30/2012	(5,395.98)
88107000	CAP Move-CWIP	UZ	2000000520	11/30/2012	(39,341.00)
88107000	CAP Move-CWIP	UZ	2000000520	11/30/2012	32,341.00
88107000	CAP Move-CWIP	UZ	2000000526	11/30/2012	(11,079.00)
88107000	CAP Move-CWIP	UZ	2000000526	11/30/2012	22,158.00

Kentucky American Water Company  
Case No. 2012-00520  
Response to PSC DR1, Item 31

Account	Description	Doc Type	Document Number	Posting Date	Amount
88107000	CAP Move-CWIP	UZ	2000000531	11/30/2012	392.71
88107000	CAP Move-CWIP	UZ	2000000546	11/30/2012	774.42
88107000	CAP Move-CWIP	UZ	2000000546	11/30/2012	573.12
88107000	CAP Move-CWIP	UZ	2000000570	11/30/2012	27.45
88107000	CAP Move-CWIP	UZ	2000000570	11/30/2012	1,098.00
88107000	CAP Move-CWIP	UZ	2000000574	11/30/2012	80.64
88107000	CAP Move-CWIP	UZ	2000000581	11/30/2012	234.53
88107000	CAP Move-CWIP	UZ	2000000516	11/30/2012	70.82
88107000	CAP Move-CWIP	UZ	2000000520	11/30/2012	4,967.83
88107000	CAP Move-CWIP	UZ	2000000520	11/30/2012	(4,967.83)
88107000	CAP Move-CWIP	UZ	2000000525	11/30/2012	287.00
88107000	CAP Move-CWIP	UZ	2000000525	11/30/2012	38.28
88107000	CAP Move-CWIP	UZ	2000000525	11/30/2012	199.07
88107000	CAP Move-CWIP	UZ	2000000525	11/30/2012	109.91
88107000	CAP Move-CWIP	UZ	2000000526	11/30/2012	1,700.00
88107000	CAP Move-CWIP	UZ	2000000546	11/30/2012	189.02
88107000	CAP Move-CWIP	UZ	2000000546	11/30/2012	466.08
88107000	CAP Move-CWIP	UZ	2000000546	11/30/2012	(34.19)
88107000	CAP Move-CWIP	UN	2000000562	11/30/2012	34.19
88107000	CAP Move-CWIP	UZ	2000000546	11/30/2012	(1,330.37)
88107000	CAP Move-CWIP	UZ	2000000550	11/30/2012	1,214.86
88107000	CAP Move-CWIP	UN	2000000562	11/30/2012	115.51
88107000	CAP Move-CWIP	UZ	2000000570	11/30/2012	259.20
88107000	CAP Move-CWIP	UZ	2000000570	11/30/2012	59.64
88107000	CAP Move-CWIP	UZ	2000000570	11/30/2012	6.48
88107000	CAP Move-CWIP	UZ	2000000572	11/30/2012	18.98
88107000	CAP Move-CWIP	UN	2000000588	11/30/2012	(344.30)
88107000	CAP Move-CWIP	UZ	2000000583	11/30/2012	7,425.00
88107000	CAP Move-CWIP	UN	2000000597	11/30/2012	(7,425.00)
88107000	CAP Move-CWIP	UZ	2000000546	11/30/2012	(261.71)
88107000	CAP Move-CWIP	UN	2000000562	11/30/2012	261.71
88107000	CAP Move-CWIP	UZ	2000000546	11/30/2012	53.55
88107000	CAP Move-CWIP	UN	2000000562	11/30/2012	(53.55)
88107000	CAP Move-CWIP	UZ	2000000570	11/30/2012	1,036.80
88107000	CAP Move-CWIP	UZ	2000000572	11/30/2012	238.28
88107000	CAP Move-CWIP	UZ	2000000572	11/30/2012	76.04
88107000	CAP Move-CWIP	UZ	2000000581	11/30/2012	25.92
88107000	CAP Move-CWIP	UN	2000000588	11/30/2012	(1,377.04)
88107000	CAP Move-CWIP	UZ	2000000525	11/30/2012	48.39
88107000	CAP Move-CWIP	UZ	2000000525	11/30/2012	33.56
88107000	CAP Move-CWIP	UZ	2000000525	11/30/2012	6.45
88107000	CAP Move-CWIP	UZ	2000000525	11/30/2012	18.53
88107000	CAP Move-CWIP	UZ	2000000546	11/30/2012	36.50
88107000	CAP Move-CWIP	UZ	2000000548	11/30/2012	189.91
88107000	CAP Move-CWIP	UZ	2000000570	11/30/2012	12.28
88107000	CAP Move-CWIP	UZ	2000000572	11/30/2012	0.87
88107000	CAP Move-CWIP	UZ	2000000572	11/30/2012	295.89
88107000	CAP Move-CWIP	UZ	2000000574	11/30/2012	172.24
88107000	CAP Move-CWIP	UZ	2000000574	11/30/2012	59.15
88107000	CAP Move-CWIP	UZ	2000000516	11/30/2012	(16,830.00)
88107000	CAP Move-CWIP	UZ	2000000516	11/30/2012	16,830.00
88107000	CAP Move-CWIP	UZ	2000000518	11/30/2012	3,960.00
88107000	CAP Move-CWIP	UZ	2000000518	11/30/2012	(3,960.00)
88107000	CAP Move-CWIP	UZ	2000000522	11/30/2012	(695.48)
88107000	CAP Move-CWIP	UZ	2000000522	11/30/2012	773.07
88107000	CAP Move-CWIP	UZ	2000000546	11/30/2012	(10.96)
88107000	CAP Move-CWIP	UZ	2000000546	11/30/2012	(653.95)
88107000	CAP Move-CWIP	UZ	2000000516	11/30/2012	801.94
88107000	CAP Move-CWIP	UZ	2000000516	11/30/2012	644.04
88107000	CAP Move-CWIP	UZ	2000000520	11/30/2012	30,850.00
88107000	CAP Move-CWIP	UZ	2000000525	11/30/2012	83.92
88107000	CAP Move-CWIP	UZ	2000000525	11/30/2012	120.99
88107000	CAP Move-CWIP	UZ	2000000525	11/30/2012	16.14
88107000	CAP Move-CWIP	UZ	2000000525	11/30/2012	46.33
88107000	CAP Move-CWIP	UZ	2000000546	11/30/2012	775.63
88107000	CAP Move-CWIP	UZ	2000000546	11/30/2012	2,156.42
88107000	CAP Move-CWIP	UZ	2000000520	11/30/2012	10,700.00
88107000	CAP Move-CWIP	UZ	2000000546	11/30/2012	(1,003.66)
88107000	CAP Move-CWIP	UZ	2000000546	11/30/2012	882.99
88107000	CAP Move-CWIP	UZ	2000000550	11/30/2012	1,702.79
88107000	CAP Move-CWIP	UZ	2000000570	11/30/2012	538.56
88107000	CAP Move-CWIP	UZ	2000000572	11/30/2012	39.13
88107000	CAP Move-CWIP	UZ	2000000574	11/30/2012	1.72
88107000	CAP Move-CWIP	UZ	2000000581	11/30/2012	140.06
88107000	CAP Move-CWIP	UZ	2000000516	11/30/2012	1,174.17
88107000	CAP Move-CWIP	UZ	2000000520	11/30/2012	(60,354.00)
88107000	CAP Move-CWIP	UZ	2000000520	11/30/2012	60,354.00

Kentucky American Water Company  
Case No. 2012-00520  
Response to PSC DR1, Item 31

Account	Description	Doc Type	Document Number	Posting Date	Amount
88107000	CAP Move-CWIP	UZ	2000000525	11/30/2012	72.49
88107000	CAP Move-CWIP	UZ	2000000525	11/30/2012	104.51
88107000	CAP Move-CWIP	UZ	2000000525	11/30/2012	40.02
88107000	CAP Move-CWIP	UZ	2000000525	11/30/2012	13.94
88107000	CAP Move-CWIP	UZ	2000000526	11/30/2012	27,288.00
88107000	CAP Move-CWIP	UZ	2000000546	11/30/2012	511.40
88107000	CAP Move-CWIP	UZ	2000000546	11/30/2012	1,907.43
88107000	CAP Move-CWIP	UZ	2000000520	11/30/2012	15,906.55
88107000	CAP Move-CWIP	UZ	2000000520	11/30/2012	(15,906.55)
88107000	CAP Move-CWIP	UZ	2000000583	11/30/2012	11.91
88107000	CAP Move-CWIP	UN	2000000597	11/30/2012	(11.91)
88107000	CAP Move-CWIP	UZ	2000000516	11/30/2012	188.69
88107000	CAP Move-CWIP	UZ	2000000520	11/30/2012	(8,190.00)
88107000	CAP Move-CWIP	UZ	2000000520	11/30/2012	8,190.00
88107000	CAP Move-CWIP	UZ	2000000526	11/30/2012	7,810.00
88107000	CAP Move-CWIP	UN	2000000529	11/30/2012	(188.69)
88107000	CAP Move-CWIP	UN	2000000540	11/30/2012	(7,810.00)
88107000	CAP Move-CWIP	UZ	2000000546	11/30/2012	131.54
88107000	CAP Move-CWIP	UZ	2000000546	11/30/2012	1,118.40
88107000	CAP Move-CWIP	UN	2000000562	11/30/2012	(1,249.94)
88107000	CAP Move-CWIP	UZ	2000000516	11/30/2012	784.28
88107000	CAP Move-CWIP	UZ	2000000520	11/30/2012	7,500.00
88107000	CAP Move-CWIP	UZ	2000000525	11/30/2012	32.16
88107000	CAP Move-CWIP	UZ	2000000525	11/30/2012	4.29
88107000	CAP Move-CWIP	UZ	2000000525	11/30/2012	22.31
88107000	CAP Move-CWIP	UZ	2000000525	11/30/2012	12.32
88107000	CAP Move-CWIP	UZ	2000000546	11/30/2012	551.71
88107000	CAP Move-CWIP	UZ	2000000546	11/30/2012	85.95
88107000	CAP Move-CWIP	UZ	2000000550	11/30/2012	1,328.64
88107000	CAP Move-CWIP	UN	2000000562	11/30/2012	(1,328.64)
88107000	CAP Move-CWIP	UZ	2000000526	11/30/2012	7,000.00
88107000	CAP Move-CWIP	UN	2000000540	11/30/2012	(7,000.00)
88107000	CAP Move-CWIP	UZ	2000000546	11/30/2012	489.30
88107000	CAP Move-CWIP	UZ	2000000546	11/30/2012	(35.38)
88107000	CAP Move-CWIP	UZ	2000000546	11/30/2012	93.55
88107000	CAP Move-CWIP	UN	2000000562	11/30/2012	(547.47)
88107000	CAP Move-CWIP	UZ	2000000583	11/30/2012	137,363.25
88107000	CAP Move-CWIP	UN	2000000597	11/30/2012	(137,363.25)
88107000	CAP Move-CWIP	UZ	2000000531	11/30/2012	1,322.06
88107000	CAP Move-CWIP	UN	2000000540	11/30/2012	(1,322.06)
88107000	CAP Move-CWIP	UZ	2000000544	11/30/2012	138.86
88107000	CAP Move-CWIP	UZ	2000000546	11/30/2012	7.51
88107000	CAP Move-CWIP	UZ	2000000546	11/30/2012	(8,245.53)
88107000	CAP Move-CWIP	UZ	2000000548	11/30/2012	85.91
88107000	CAP Move-CWIP	UZ	2000000550	11/30/2012	8,245.53
88107000	CAP Move-CWIP	UN	2000000562	11/30/2012	(232.28)
88107000	CAP Move-CWIP	UZ	2000000546	11/30/2012	212.54
88107000	CAP Move-CWIP	UZ	2000000558	11/30/2012	1,687.19
88107000	CAP Move-CWIP	UZ	2000000558	11/30/2012	2,199.37
88107000	CAP Move-CWIP	UZ	2000000525	11/30/2012	8.14
88107000	CAP Move-CWIP	UZ	2000000525	11/30/2012	61.05
88107000	CAP Move-CWIP	UZ	2000000525	11/30/2012	23.38
88107000	CAP Move-CWIP	UZ	2000000525	11/30/2012	42.35
88107000	CAP Move-CWIP	UZ	2000000546	11/30/2012	49.79
88107000	CAP Move-CWIP	UZ	2000000555	11/30/2012	303.01
88107000	CAP Move-CWIP	UZ	2000000555	11/30/2012	232.44
88107000	CAP Move-CWIP	UZ	2000000570	11/30/2012	(546.52)
88107000	CAP Move-CWIP	UZ	2000000570	11/30/2012	228.90
88107000	CAP Move-CWIP	UZ	2000000570	11/30/2012	9.17
88107000	CAP Move-CWIP	UZ	2000000572	11/30/2012	(6,899.07)
88107000	CAP Move-CWIP	UZ	2000000572	11/30/2012	4,279.35
88107000	CAP Move-CWIP	UZ	2000000572	11/30/2012	(354.13)
88107000	CAP Move-CWIP	UZ	2000000572	11/30/2012	(488.81)
88107000	CAP Move-CWIP	UZ	2000000572	11/30/2012	19.43
88107000	CAP Move-CWIP	UZ	2000000581	11/30/2012	17.28
88107000	CAP Move-CWIP	UZ	2000000581	11/30/2012	12.03
88107000	CAP Move-CWIP	UZ	2000000581	11/30/2012	48,875.16
88107000	CAP Move-CWIP	UZ	2000000581	11/30/2012	133.28
88107000	CAP Move-CWIP	UZ	2000000546	11/30/2012	(127.40)
88107000	CAP Move-CWIP	UZ	2000000546	11/30/2012	68.40
88107000	CAP Move-CWIP	UZ	2000000550	11/30/2012	68.40
88107000	CAP Move-CWIP	UZ	2000000555	11/30/2012	1,919.94
88107000	CAP Move-CWIP	UZ	2000000558	11/30/2012	1,472.83
88107000	CAP Move-CWIP	UZ	2000000583	11/30/2012	16,313.50
88107000	CAP Move-CWIP	UZ	2000000546	11/30/2012	218.88
88107000	CAP Move-CWIP	UZ	2000000583	11/30/2012	3,206.46
88107000	CAP Move-CWIP	UZ	2000000531	11/30/2012	4,272.59

Kentucky American Water Company  
Case No. 2012-00520  
Response to PSC DR1, Item 31

Account	Description	Doc Type	Document Number	Posting Date	Amount
88107000	CAP Move-CWIP	UZ	2000000546	11/30/2012	210,551.59
88107000	CAP Move-CWIP	UZ	2000000546	11/30/2012	(208,023.19)
88107000	CAP Move-CWIP	UZ	2000000550	11/30/2012	208,023.19
88107000	CAP Move-CWIP	UZ	2000000555	11/30/2012	13,860.90
88107000	CAP Move-CWIP	UZ	2000000558	11/30/2012	10,633.02
88107000	CAP Move-CWIP	UZ	2000000567	11/30/2012	36,620.91
88107000	CAP Move-CWIP	UZ	2000000570	11/30/2012	2,948,546.88
88107000	CAP Move-CWIP	UZ	2000000574	11/30/2012	(2,948,546.88)
88107000	CAP Move-CWIP	UZ	2000000531	11/30/2012	130,551.12
88107000	CAP Move-CWIP	UZ	2000000558	11/30/2012	14.34
88107000	CAP Move-CWIP	UZ	2000000558	11/30/2012	18.69
88107000	CAP Move-CWIP	UP	2000000564	11/30/2012	(33.03)
88107000	CAP Move-CWIP	UZ	2000000531	11/30/2012	5,894.82
88107000	CAP Move-CWIP	UN	2000000540	11/30/2012	(5,894.82)
88107000	CAP Move-CWIP	UZ	2000000546	11/30/2012	405.96
88107000	CAP Move-CWIP	UN	2000000562	11/30/2012	(405.96)
88107000	CAP Move-CWIP	UZ	2000000583	11/30/2012	44,313.98
88107000	CAP Move-CWIP	UN	2000000597	11/30/2012	(44,313.98)
88107000	CAP Move-CWIP	UZ	2000000555	11/30/2012	18.72
88107000	CAP Move-CWIP	UZ	2000000558	11/30/2012	14.36
88107000	CAP Move-CWIP	UZ	2000000555	11/30/2012	3.28
88107000	CAP Move-CWIP	UZ	2000000555	11/30/2012	4.28
88107000	CAP Move-CWIP	UZ	2000000555	11/30/2012	15.77
88107000	CAP Move-CWIP	UZ	2000000558	11/30/2012	12.10
88107000	CAP Move-CWIP	UZ	2000000525	11/30/2012	59.30
88107000	CAP Move-CWIP	UZ	2000000525	11/30/2012	22.71
88107000	CAP Move-CWIP	UZ	2000000525	11/30/2012	41.13
88107000	CAP Move-CWIP	UZ	2000000525	11/30/2012	7.91
88107000	CAP Move-CWIP	UZ	2000000546	11/30/2012	97.52
88107000	CAP Move-CWIP	UZ	2000000558	11/30/2012	24.94
88107000	CAP Move-CWIP	UZ	2000000558	11/30/2012	19.13
88107000	CAP Move-CWIP	UZ	2000000570	11/30/2012	60.05
88107000	CAP Move-CWIP	UZ	2000000570	11/30/2012	41.67
88107000	CAP Move-CWIP	UZ	2000000570	11/30/2012	794.18
88107000	CAP Move-CWIP	UZ	2000000572	11/30/2012	55.58
88107000	CAP Move-CWIP	UZ	2000000574	11/30/2012	23.80
88107000	CAP Move-CWIP	UZ	2000000558	11/30/2012	0.29
88107000	CAP Move-CWIP	UZ	2000000558	11/30/2012	0.22
88107000	CAP Move-CWIP	UZ	2000000525	11/30/2012	59.31
88107000	CAP Move-CWIP	UZ	2000000525	11/30/2012	7.91
88107000	CAP Move-CWIP	UZ	2000000525	11/30/2012	22.72
88107000	CAP Move-CWIP	UZ	2000000525	11/30/2012	41.14
88107000	CAP Move-CWIP	UZ	2000000546	11/30/2012	(25.44)
88107000	CAP Move-CWIP	UZ	2000000555	11/30/2012	22.73
88107000	CAP Move-CWIP	UZ	2000000558	11/30/2012	29.63
88107000	CAP Move-CWIP	UZ	2000000572	11/30/2012	48.05
88107000	CAP Move-CWIP	UZ	2000000572	11/30/2012	19.07
88107000	CAP Move-CWIP	UZ	2000000574	11/30/2012	44.47
88107000	CAP Move-CWIP	UZ	2000000581	11/30/2012	635.34
88107000	CAP Move-CWIP	UZ	2000000581	11/30/2012	33.36
88107000	CAP Move-CWIP	UZ	2000000555	11/30/2012	128.17
88107000	CAP Move-CWIP	UZ	2000000555	11/30/2012	98.33
88107000	CAP Move-CWIP	UZ	2000000583	11/30/2012	98.37
88107000	CAP Move-CWIP	UZ	2000000516	11/30/2012	1,331.83
88107000	CAP Move-CWIP	UZ	2000000526	11/30/2012	9,221.80
88107000	CAP Move-CWIP	UZ	2000000546	11/30/2012	644.60
88107000	CAP Move-CWIP	UZ	2000000546	11/30/2012	93.09
88107000	CAP Move-CWIP	UZ	2000000546	11/30/2012	1,745.08
88107000	CAP Move-CWIP	UZ	2000000546	11/30/2012	(1,747.50)
88107000	CAP Move-CWIP	UZ	2000000550	11/30/2012	1,747.50
88107000	CAP Move-CWIP	UZ	2000000555	11/30/2012	110.22
88107000	CAP Move-CWIP	UZ	2000000555	11/30/2012	84.55
88107000	CAP Move-CWIP	UZ	2000000583	11/30/2012	1,806.70
88107000	CAP Move-CWIP	UZ	2000000525	11/30/2012	64.40
88107000	CAP Move-CWIP	UZ	2000000525	11/30/2012	8.59
88107000	CAP Move-CWIP	UZ	2000000525	11/30/2012	44.67
88107000	CAP Move-CWIP	UZ	2000000525	11/30/2012	24.67
88107000	CAP Move-CWIP	UZ	2000000533	11/30/2012	5,604.75
88107000	CAP Move-CWIP	UZ	2000000533	11/30/2012	(2,112.46)
88107000	CAP Move-CWIP	UZ	2000000541	11/30/2012	2,112.46
88107000	CAP Move-CWIP	UZ	2000000546	11/30/2012	2,034.81
88107000	CAP Move-CWIP	UZ	2000000548	11/30/2012	27.28
88107000	CAP Move-CWIP	UN	2000000569	11/30/2012	(31,172.42)
88107000	CAP Move-CWIP	UZ	2000000570	11/30/2012	8.74
88107000	CAP Move-CWIP	UZ	2000000572	11/30/2012	153.60
88107000	CAP Move-CWIP	UZ	2000000572	11/30/2012	26.94
88107000	CAP Move-CWIP	UZ	2000000574	11/30/2012	37.29

Kentucky American Water Company  
Case No. 2012-00520  
Response to PSC DR1, Item 31

Account	Description	Doc Type	Document Number	Posting Date	Amount
88107000	CAP Move-CWIP	UZ	2000000574	11/30/2012	13.23
88107000	CAP Move-CWIP	UZ	2000000581	11/30/2012	0.35
88107000	CAP Move-CWIP	UZ	2000000546	11/30/2012	8.87
88107000	CAP Move-CWIP	UN	2000000562	11/30/2012	(8.87)
88107000	CAP Move-CWIP	UZ	2000000525	11/30/2012	65.54
88107000	CAP Move-CWIP	UZ	2000000525	11/30/2012	22.83
88107000	CAP Move-CWIP	UZ	2000000525	11/30/2012	118.71
88107000	CAP Move-CWIP	UZ	2000000525	11/30/2012	171.15
88107000	CAP Move-CWIP	UZ	2000000533	11/30/2012	285.68
88107000	CAP Move-CWIP	UZ	2000000546	11/30/2012	301.47
88107000	CAP Move-CWIP	UN	2000000562	11/30/2012	(2,336.64)
88107000	CAP Move-CWIP	UZ	2000000571	11/30/2012	5.26
88107000	CAP Move-CWIP	UZ	2000000572	11/30/2012	3.86
88107000	CAP Move-CWIP	UZ	2000000572	11/30/2012	2.94
88107000	CAP Move-CWIP	UZ	2000000574	11/30/2012	617.78
88107000	CAP Move-CWIP	UZ	2000000574	11/30/2012	22.22
88107000	CAP Move-CWIP	UZ	2000000581	11/30/2012	73.64
88107000	CAP Move-CWIP	UZ	2000000525	11/30/2012	28.58
88107000	CAP Move-CWIP	UZ	2000000525	11/30/2012	214.27
88107000	CAP Move-CWIP	UZ	2000000525	11/30/2012	148.62
88107000	CAP Move-CWIP	UZ	2000000525	11/30/2012	82.06
88107000	CAP Move-CWIP	UZ	2000000526	11/30/2012	4,410.00
88107000	CAP Move-CWIP	UZ	2000000533	11/30/2012	493.57
88107000	CAP Move-CWIP	UZ	2000000546	11/30/2012	308.26
88107000	CAP Move-CWIP	UZ	2000000546	11/30/2012	647.73
88107000	CAP Move-CWIP	UZ	2000000550	11/30/2012	98.98
88107000	CAP Move-CWIP	UZ	2000000550	11/30/2012	73.88
88107000	CAP Move-CWIP	UN	2000000562	11/30/2012	(8,501.03)
88107000	CAP Move-CWIP	UZ	2000000570	11/30/2012	40,056.24
88107000	CAP Move-CWIP	UZ	2000000570	11/30/2012	94.80
88107000	CAP Move-CWIP	UZ	2000000572	11/30/2012	154.14
88107000	CAP Move-CWIP	UZ	2000000572	11/30/2012	3,400.67
88107000	CAP Move-CWIP	UZ	2000000572	11/30/2012	928.55
88107000	CAP Move-CWIP	UZ	2000000572	11/30/2012	15.22
88107000	CAP Move-CWIP	UZ	2000000574	11/30/2012	320.99
88107000	CAP Move-CWIP	UZ	2000000574	11/30/2012	621.17
88107000	CAP Move-CWIP	UZ	2000000583	11/30/2012	629.88
88107000	CAP Move-CWIP	UZ	2000000546	11/30/2012	5.23
88107000	CAP Move-CWIP	UN	2000000562	11/30/2012	(5.23)
88107000	CAP Move-CWIP	UP	2000000605	11/30/2012	(80.00)
88107000	CAP Move-CWIP	UP	2000000605	11/30/2012	80.00
88107000	CAP Move-CWIP	UZ	2000000525	11/30/2012	115.72
88107000	CAP Move-CWIP	UZ	2000000525	11/30/2012	40.30
88107000	CAP Move-CWIP	UZ	2000000525	11/30/2012	209.60
88107000	CAP Move-CWIP	UZ	2000000525	11/30/2012	302.18
88107000	CAP Move-CWIP	UN	2000000529	11/30/2012	(2,193.52)
88107000	CAP Move-CWIP	UZ	2000000533	11/30/2012	438.94
88107000	CAP Move-CWIP	UN	2000000540	11/30/2012	(1,106.74)
88107000	CAP Move-CWIP	UZ	2000000546	11/30/2012	230.69
88107000	CAP Move-CWIP	UN	2000000562	11/30/2012	(230.69)
88107000	CAP Move-CWIP	UZ	2000000570	11/30/2012	240.93
88107000	CAP Move-CWIP	UN	2000000588	11/30/2012	(240.93)
88107000	CAP Move-CWIP	UZ	2000000546	11/30/2012	(41.29)
88107000	CAP Move-CWIP	UN	2000000562	11/30/2012	41.29
88107000	CAP Move-CWIP	UZ	2000000525	11/30/2012	4.75
88107000	CAP Move-CWIP	UZ	2000000525	11/30/2012	24.69
88107000	CAP Move-CWIP	UZ	2000000525	11/30/2012	35.60
88107000	CAP Move-CWIP	UZ	2000000525	11/30/2012	13.63
88107000	CAP Move-CWIP	UN	2000000529	11/30/2012	(250.10)
88107000	CAP Move-CWIP	UN	2000000540	11/30/2012	(78.67)
88107000	CAP Move-CWIP	UZ	2000000546	11/30/2012	22.98
88107000	CAP Move-CWIP	UN	2000000563	11/30/2012	(22.98)
88107000	CAP Move-CWIP	UZ	2000000546	11/30/2012	(683.30)
88107000	CAP Move-CWIP	UZ	2000000550	11/30/2012	799.87
88107000	CAP Move-CWIP	UN	2000000562	11/30/2012	(116.57)
88107000	CAP Move-CWIP	UZ	2000000574	11/30/2012	466.74
88107000	CAP Move-CWIP	UZ	2000000583	11/30/2012	22,901.00
88107000	CAP Move-CWIP	UN	2000000588	11/30/2012	(466.74)
88107000	CAP Move-CWIP	UN	2000000597	11/30/2012	(22,901.00)
88107000	CAP Move-CWIP	UP	2000000603	11/30/2012	32,143.75
88107000	CAP Move-CWIP	UP	2000000603	11/30/2012	(32,143.75)
88107000	CAP Move-CWIP	UZ	2000000558	11/30/2012	39.80
88107000	CAP Move-CWIP	UZ	2000000558	11/30/2012	30.53
88107000	CAP Move-CWIP	UZ	2000000546	11/30/2012	(81.19)
88107000	CAP Move-CWIP	UN	2000000562	11/30/2012	81.19
88107000	CAP Move-CWIP	UZ	2000000525	11/30/2012	90.96
88107000	CAP Move-CWIP	UZ	2000000525	11/30/2012	164.76



Kentucky American Water Company  
Case No. 2012-00520  
Response to PSC DR1, Item 31

Account	Description	Doc Type	Document Number	Posting Date	Amount
88107000	CAP Move-CWIP	UZ	2000000525	11/30/2012	31.68
88107000	CAP Move-CWIP	UZ	2000000525	11/30/2012	237.53
88107000	CAP Move-CWIP	UZ	2000000533	11/30/2012	1,648.00
88107000	CAP Move-CWIP	UZ	2000000546	11/30/2012	(98.09)
88107000	CAP Move-CWIP	UZ	2000000550	11/30/2012	566.19
88107000	CAP Move-CWIP	UZ	2000000550	11/30/2012	10.97
88107000	CAP Move-CWIP	UZ	2000000550	11/30/2012	49.40
88107000	CAP Move-CWIP	UN	2000000562	11/30/2012	(4,469.84)
88107000	CAP Move-CWIP	UZ	2000000570	11/30/2012	867.99
88107000	CAP Move-CWIP	UZ	2000000570	11/30/2012	241.10
88107000	CAP Move-CWIP	UZ	2000000570	11/30/2012	1,512.90
88107000	CAP Move-CWIP	UZ	2000000570	11/30/2012	597.39
88107000	CAP Move-CWIP	UZ	2000000572	11/30/2012	1,779.58
88107000	CAP Move-CWIP	UZ	2000000574	11/30/2012	119.56
88107000	CAP Move-CWIP	UZ	2000000574	11/30/2012	0.68
88107000	CAP Move-CWIP	UZ	2000000581	11/30/2012	101.94
88107000	CAP Move-CWIP	UZ	2000000583	11/30/2012	4,418.68
88107000	CAP Move-CWIP	UZ	2000000546	11/30/2012	(391.47)
88107000	CAP Move-CWIP	UZ	2000000550	11/30/2012	699.00
88107000	CAP Move-CWIP	UN	2000000563	11/30/2012	(307.53)
88107000	CAP Move-CWIP	UZ	2000000570	11/30/2012	18.05
88107000	CAP Move-CWIP	UZ	2000000570	11/30/2012	44.93
88107000	CAP Move-CWIP	UZ	2000000570	11/30/2012	81.80
88107000	CAP Move-CWIP	UZ	2000000572	11/30/2012	18.33
88107000	CAP Move-CWIP	UZ	2000000572	11/30/2012	542.76
88107000	CAP Move-CWIP	UZ	2000000572	11/30/2012	6,820.26
88107000	CAP Move-CWIP	UZ	2000000572	11/30/2012	61.13
88107000	CAP Move-CWIP	UZ	2000000526	11/30/2012	2,550.00
88107000	CAP Move-CWIP	UZ	2000000546	11/30/2012	178.25
88107000	CAP Move-CWIP	UN	2000000562	11/30/2012	(2,728.25)
88107000	CAP Move-CWIP	UZ	2000000526	11/30/2012	425.00
88107000	CAP Move-CWIP	UZ	2000000546	11/30/2012	29.71
88107000	CAP Move-CWIP	UN	2000000562	11/30/2012	(454.71)
88107000	CAP Move-CWIP	UP	2000000590	11/30/2012	(503.11)
88107000	CAP Move-CWIP	UP	2000000590	11/30/2012	503.11
88107000	CAP Move-CWIP	UZ	2000000526	11/30/2012	2,978.00
88107000	CAP Move-CWIP	UZ	2000000546	11/30/2012	208.16
88107000	CAP Move-CWIP	UN	2000000563	11/30/2012	(3,186.16)
88107000	CAP Move-CWIP	UZ	2000000525	11/30/2012	113.01
88107000	CAP Move-CWIP	UZ	2000000525	11/30/2012	62.40
88107000	CAP Move-CWIP	UZ	2000000525	11/30/2012	21.73
88107000	CAP Move-CWIP	UZ	2000000525	11/30/2012	162.92
88107000	CAP Move-CWIP	UZ	2000000526	11/30/2012	44,665.00
88107000	CAP Move-CWIP	UZ	2000000541	11/30/2012	1,582.87
88107000	CAP Move-CWIP	UZ	2000000546	11/30/2012	257.99
88107000	CAP Move-CWIP	UZ	2000000546	11/30/2012	3,188.77
88107000	CAP Move-CWIP	UN	2000000562	11/30/2012	(52,034.47)
88107000	CAP Move-CWIP	UZ	2000000570	11/30/2012	76.75
88107000	CAP Move-CWIP	UZ	2000000570	11/30/2012	36,267.50
88107000	CAP Move-CWIP	UZ	2000000572	11/30/2012	763.56
88107000	CAP Move-CWIP	UZ	2000000574	11/30/2012	57.52
88107000	CAP Move-CWIP	UZ	2000000546	11/30/2012	(5.08)
88107000	CAP Move-CWIP	UZ	2000000526	11/30/2012	1,552.50
88107000	CAP Move-CWIP	UZ	2000000546	11/30/2012	108.52
88107000	CAP Move-CWIP	UN	2000000563	11/30/2012	(1,661.02)
88107000	CAP Move-CWIP	UZ	2000000525	11/30/2012	293.71
88107000	CAP Move-CWIP	UZ	2000000525	11/30/2012	423.45
88107000	CAP Move-CWIP	UZ	2000000525	11/30/2012	56.48
88107000	CAP Move-CWIP	UZ	2000000525	11/30/2012	162.17
88107000	CAP Move-CWIP	UZ	2000000526	11/30/2012	16,316.43
88107000	CAP Move-CWIP	UZ	2000000526	11/30/2012	12,059.13
88107000	CAP Move-CWIP	UZ	2000000533	11/30/2012	874.28
88107000	CAP Move-CWIP	UZ	2000000546	11/30/2012	536.04
88107000	CAP Move-CWIP	UZ	2000000546	11/30/2012	1,983.45
88107000	CAP Move-CWIP	UZ	2000000548	11/30/2012	46.13
88107000	CAP Move-CWIP	UZ	2000000550	11/30/2012	482.31
88107000	CAP Move-CWIP	UN	2000000563	11/30/2012	(36,225.86)
88107000	CAP Move-CWIP	UZ	2000000570	11/30/2012	2.14
88107000	CAP Move-CWIP	UZ	2000000570	11/30/2012	2,380.55
88107000	CAP Move-CWIP	UZ	2000000570	11/30/2012	65.41
88107000	CAP Move-CWIP	UZ	2000000570	11/30/2012	152.25
88107000	CAP Move-CWIP	UZ	2000000570	11/30/2012	70.38
88107000	CAP Move-CWIP	UZ	2000000572	11/30/2012	8,550.75
88107000	CAP Move-CWIP	UZ	2000000574	11/30/2012	375.24
88107000	CAP Move-CWIP	UZ	2000000583	11/30/2012	20,284.33
88107000	CAP Move-CWIP	UZ	2000000526	11/30/2012	3,165.03
88107000	CAP Move-CWIP	UZ	2000000526	11/30/2012	1,552.50

Kentucky American Water Company  
Case No. 2012-00520  
Response to PSC DR1, Item 31

Account	Description	Doc Type	Document Number	Posting Date	Amount
88107000	CAP Move-CWIP	UN	2000000540	11/30/2012	(4,717.53)
88107000	CAP Move-CWIP	UZ	2000000546	11/30/2012	329.76
88107000	CAP Move-CWIP	UN	2000000562	11/30/2012	(329.76)
88107000	CAP Move-CWIP	UZ	2000000558	11/30/2012	(7.67)
88107000	CAP Move-CWIP	UZ	2000000558	11/30/2012	(5.88)
88107000	CAP Move-CWIP	UN	2000000562	11/30/2012	13.55
88107000	CAP Move-CWIP	UZ	2000000555	11/30/2012	(1.39)
88107000	CAP Move-CWIP	UZ	2000000558	11/30/2012	(1.81)
88107000	CAP Move-CWIP	UN	2000000563	11/30/2012	3.20
88107000	CAP Move-CWIP	UZ	2000000526	11/30/2012	525.00
88107000	CAP Move-CWIP	UZ	2000000546	11/30/2012	36.70
88107000	CAP Move-CWIP	UN	2000000562	11/30/2012	(561.70)
88107000	CAP Move-CWIP	UZ	2000000526	11/30/2012	105.00
88107000	CAP Move-CWIP	UZ	2000000546	11/30/2012	7.34
88107000	CAP Move-CWIP	UN	2000000562	11/30/2012	(112.34)
88107000	CAP Move-CWIP	UP	2000000590	11/30/2012	151.37
88107000	CAP Move-CWIP	UP	2000000590	11/30/2012	(151.37)
88107000	CAP Move-CWIP	UZ	2000000546	11/30/2012	668.33
88107000	CAP Move-CWIP	UZ	2000000546	11/30/2012	(11,669.81)
88107000	CAP Move-CWIP	UZ	2000000550	11/30/2012	11,669.81
88107000	CAP Move-CWIP	UN	2000000563	11/30/2012	(689.53)
88107000	CAP Move-CWIP	UZ	2000000583	11/30/2012	143,100.00
88107000	CAP Move-CWIP	UZ	2000000525	11/30/2012	59.47
88107000	CAP Move-CWIP	UZ	2000000525	11/30/2012	107.71
88107000	CAP Move-CWIP	UZ	2000000525	11/30/2012	20.71
88107000	CAP Move-CWIP	UZ	2000000525	11/30/2012	155.28
88107000	CAP Move-CWIP	UZ	2000000526	11/30/2012	10,202.00
88107000	CAP Move-CWIP	UZ	2000000533	11/30/2012	69.50
88107000	CAP Move-CWIP	UZ	2000000546	11/30/2012	1,192.82
88107000	CAP Move-CWIP	UZ	2000000546	11/30/2012	713.12
88107000	CAP Move-CWIP	UN	2000000562	11/30/2012	(13,498.29)
88107000	CAP Move-CWIP	UZ	2000000570	11/30/2012	57.54
88107000	CAP Move-CWIP	UZ	2000000571	11/30/2012	763.56
88107000	CAP Move-CWIP	UZ	2000000581	11/30/2012	76.79
88107000	CAP Move-CWIP	UZ	2000000526	11/30/2012	1,020.00
88107000	CAP Move-CWIP	UZ	2000000546	11/30/2012	71.30
88107000	CAP Move-CWIP	UN	2000000562	11/30/2012	(1,091.30)
88107000	CAP Move-CWIP	UZ	2000000546	11/30/2012	4.45
88107000	CAP Move-CWIP	UN	2000000562	11/30/2012	(4.45)
88107000	CAP Move-CWIP	UP	2000000603	11/30/2012	83.13
88107000	CAP Move-CWIP	UP	2000000603	11/30/2012	(83.13)
88107000	CAP Move-CWIP	UZ	2000000525	11/30/2012	347.57
88107000	CAP Move-CWIP	UZ	2000000525	11/30/2012	241.09
88107000	CAP Move-CWIP	UZ	2000000525	11/30/2012	133.11
88107000	CAP Move-CWIP	UZ	2000000525	11/30/2012	46.35
88107000	CAP Move-CWIP	UZ	2000000526	11/30/2012	2,849.25
88107000	CAP Move-CWIP	UZ	2000000526	11/30/2012	3,197.25
88107000	CAP Move-CWIP	UZ	2000000533	11/30/2012	1,442.27
88107000	CAP Move-CWIP	UZ	2000000546	11/30/2012	422.00
88107000	CAP Move-CWIP	UZ	2000000546	11/30/2012	422.65
88107000	CAP Move-CWIP	UZ	2000000550	11/30/2012	27.96
88107000	CAP Move-CWIP	UN	2000000562	11/30/2012	(11,594.30)
88107000	CAP Move-CWIP	UZ	2000000570	11/30/2012	46.58
88107000	CAP Move-CWIP	UZ	2000000570	11/30/2012	2.04
88107000	CAP Move-CWIP	UZ	2000000570	11/30/2012	46.39
88107000	CAP Move-CWIP	UZ	2000000570	11/30/2012	107.85
88107000	CAP Move-CWIP	UZ	2000000571	11/30/2012	1,597.23
88107000	CAP Move-CWIP	UZ	2000000572	11/30/2012	61.66
88107000	CAP Move-CWIP	UZ	2000000572	11/30/2012	251.76
88107000	CAP Move-CWIP	UZ	2000000572	11/30/2012	323.37
88107000	CAP Move-CWIP	UZ	2000000583	11/30/2012	1,261.40
88107000	CAP Move-CWIP	UZ	2000000546	11/30/2012	20.82
88107000	CAP Move-CWIP	UN	2000000562	11/30/2012	(20.82)
88107000	CAP Move-CWIP	UP	2000000605	11/30/2012	318.69
88107000	CAP Move-CWIP	UP	2000000605	11/30/2012	(318.69)
88107000	CAP Move-CWIP	UZ	2000000526	11/30/2012	870.00
88107000	CAP Move-CWIP	UZ	2000000546	11/30/2012	60.81
88107000	CAP Move-CWIP	UN	2000000563	11/30/2012	(930.81)
88107000	CAP Move-CWIP	UZ	2000000546	11/30/2012	(3.96)
88107000	CAP Move-CWIP	UN	2000000562	11/30/2012	3.96
88107000	CAP Move-CWIP	UP	2000000603	11/30/2012	(60.56)
88107000	CAP Move-CWIP	UP	2000000603	11/30/2012	60.56
88107000	CAP Move-CWIP	UZ	2000000525	11/30/2012	3.93
88107000	CAP Move-CWIP	UZ	2000000525	11/30/2012	0.52
88107000	CAP Move-CWIP	UZ	2000000525	11/30/2012	1.51
88107000	CAP Move-CWIP	UZ	2000000525	11/30/2012	2.73
88107000	CAP Move-CWIP	UN	2000000529	11/30/2012	(26.35)

Kentucky American Water Company  
Case No. 2012-00520  
Response to PSC DR1, Item 31

Account	Description	Doc Type	Document Number	Posting Date	Amount
88107000	CAP Move-CWIP	UN	2000000540	11/30/2012	(8.69)
88107000	CAP Move-CWIP	UZ	2000000546	11/30/2012	2.45
88107000	CAP Move-CWIP	UN	2000000562	11/30/2012	(2.45)
88107000	CAP Move-CWIP	UZ	2000000546	11/30/2012	(577.42)
88107000	CAP Move-CWIP	UZ	2000000550	11/30/2012	663.70
88107000	CAP Move-CWIP	UN	2000000562	11/30/2012	(86.28)
88107000	CAP Move-CWIP	UZ	2000000570	11/30/2012	8,260.70
88107000	CAP Move-CWIP	UZ	2000000546	11/30/2012	(743.86)
88107000	CAP Move-CWIP	UZ	2000000550	11/30/2012	855.02
88107000	CAP Move-CWIP	UN	2000000562	11/30/2012	(111.16)
88107000	CAP Move-CWIP	UZ	2000000570	11/30/2012	10,641.60
88107000	CAP Move-CWIP	UZ	2000000525	11/30/2012	27.00
88107000	CAP Move-CWIP	UZ	2000000525	11/30/2012	202.44
88107000	CAP Move-CWIP	UZ	2000000525	11/30/2012	140.43
88107000	CAP Move-CWIP	UZ	2000000525	11/30/2012	77.53
88107000	CAP Move-CWIP	UN	2000000529	11/30/2012	(698,588.75)
88107000	CAP Move-CWIP	UZ	2000000531	11/30/2012	202.52
88107000	CAP Move-CWIP	UN	2000000540	11/30/2012	(649.92)
88107000	CAP Move-CWIP	UZ	2000000546	11/30/2012	51,680.94
88107000	CAP Move-CWIP	UZ	2000000546	11/30/2012	(15,365.58)
88107000	CAP Move-CWIP	UZ	2000000550	11/30/2012	21,955.07
88107000	CAP Move-CWIP	UZ	2000000550	11/30/2012	259.90
88107000	CAP Move-CWIP	UN	2000000562	11/30/2012	(58,530.33)
88107000	CAP Move-CWIP	UZ	2000000570	11/30/2012	224.48
88107000	CAP Move-CWIP	UZ	2000000572	11/30/2012	15.77
88107000	CAP Move-CWIP	UZ	2000000572	11/30/2012	65.99
88107000	CAP Move-CWIP	UZ	2000000572	11/30/2012	48,012.69
88107000	CAP Move-CWIP	UZ	2000000574	11/30/2012	50.26
88107000	CAP Move-CWIP	UZ	2000000581	11/30/2012	855.15
88107000	CAP Move-CWIP	UZ	2000000581	11/30/2012	3,684.61
88107000	CAP Move-CWIP	UZ	2000000583	11/30/2012	198,101.17
88107000	CAP Move-CWIP	UN	2000000588	11/30/2012	(52,908.95)
88107000	CAP Move-CWIP	UN	2000000597	11/30/2012	(198,101.17)
88107000	CAP Move-CWIP	UZ	2000000526	11/30/2012	19.14
88107000	CAP Move-CWIP	UZ	2000000526	11/30/2012	56.55
88107000	CAP Move-CWIP	UN	2000000540	11/30/2012	(75.69)
88107000	CAP Move-CWIP	UZ	2000000546	11/30/2012	5.29
88107000	CAP Move-CWIP	UZ	2000000546	11/30/2012	30.46
88107000	CAP Move-CWIP	UN	2000000562	11/30/2012	(35.75)
88107000	CAP Move-CWIP	UP	2000000605	11/30/2012	(547.27)
88107000	CAP Move-CWIP	UP	2000000605	11/30/2012	547.27
88107000	CAP Move-CWIP	UZ	2000000546	11/30/2012	(141.85)
88107000	CAP Move-CWIP	UN	2000000563	11/30/2012	141.85
88107000	CAP Move-CWIP	UP	2000000603	11/30/2012	(2,171.22)
88107000	CAP Move-CWIP	UP	2000000603	11/30/2012	2,171.22
88107000	CAP Move-CWIP	UZ	2000000546	11/30/2012	(45.68)
88107000	CAP Move-CWIP	UN	2000000563	11/30/2012	45.68
88107000	CAP Move-CWIP	UZ	2000000533	11/30/2012	156.91
88107000	CAP Move-CWIP	UZ	2000000546	11/30/2012	10.97
88107000	CAP Move-CWIP	UZ	2000000555	11/30/2012	(1.53)
88107000	CAP Move-CWIP	UZ	2000000558	11/30/2012	(1.19)
88107000	CAP Move-CWIP	UN	2000000562	11/30/2012	(272.24)
88107000	CAP Move-CWIP	UZ	2000000546	11/30/2012	(37.26)
88107000	CAP Move-CWIP	UN	2000000562	11/30/2012	37.26
88107000	CAP Move-CWIP	UZ	2000000570	11/30/2012	580.32
88107000	CAP Move-CWIP	UZ	2000000570	11/30/2012	14.48
88107000	CAP Move-CWIP	UZ	2000000574	11/30/2012	41.71
88107000	CAP Move-CWIP	UZ	2000000574	11/30/2012	177.77
88107000	CAP Move-CWIP	UN	2000000588	11/30/2012	(814.28)
88107000	CAP Move-CWIP	UZ	2000000546	11/30/2012	(2,099.69)
88107000	CAP Move-CWIP	UZ	2000000550	11/30/2012	2,099.69
88107000	CAP Move-CWIP	UZ	2000000583	11/30/2012	30,038.53
88107000	CAP Move-CWIP	UN	2000000597	11/30/2012	(30,038.53)
88107000	CAP Move-CWIP	UZ	2000000555	11/30/2012	0.40
88107000	CAP Move-CWIP	UZ	2000000555	11/30/2012	0.52
88107000	CAP Move-CWIP	UN	2000000562	11/30/2012	(0.92)
88107000	CAP Move-CWIP	UZ	2000000583	11/30/2012	300.82
88107000	CAP Move-CWIP	UN	2000000597	11/30/2012	(300.82)
88107000	CAP Move-CWIP	UZ	2000000546	11/30/2012	441.73
88107000	CAP Move-CWIP	UN	2000000563	11/30/2012	(441.73)
88107000	CAP Move-CWIP	UZ	2000000583	11/30/2012	652.67
88107000	CAP Move-CWIP	UN	2000000597	11/30/2012	(652.67)
88107000	CAP Move-CWIP	UN	2000000529	11/30/2012	38,475.23
88107000	CAP Move-CWIP	UZ	2000000546	11/30/2012	19.82
88107000	CAP Move-CWIP	UZ	2000000555	11/30/2012	2.59
88107000	CAP Move-CWIP	UZ	2000000555	11/30/2012	3.38
88107000	CAP Move-CWIP	UN	2000000562	11/30/2012	(25.79)

Kentucky American Water Company  
Case No. 2012-00520  
Response to PSC DR1, Item 31

Account	Description	Doc Type	Document Number	Posting Date	Amount
88107000	CAP Move-CWIP	UZ	2000000583	11/30/2012	38,758.73
88107000	CAP Move-CWIP	UN	2000000597	11/30/2012	(38,758.73)
88107000	CAP Move-CWIP	UZ	2000000525	11/30/2012	97.12
88107000	CAP Move-CWIP	UZ	2000000525	11/30/2012	53.62
88107000	CAP Move-CWIP	UZ	2000000525	11/30/2012	140.03
88107000	CAP Move-CWIP	UZ	2000000525	11/30/2012	18.68
88107000	CAP Move-CWIP	UZ	2000000531	11/30/2012	717.40
88107000	CAP Move-CWIP	UZ	2000000546	11/30/2012	(496.84)
88107000	CAP Move-CWIP	UZ	2000000546	11/30/2012	2,966.94
88107000	CAP Move-CWIP	UZ	2000000548	11/30/2012	1,395.14
88107000	CAP Move-CWIP	UZ	2000000548	11/30/2012	263.16
88107000	CAP Move-CWIP	UZ	2000000555	11/30/2012	1,719.79
88107000	CAP Move-CWIP	UZ	2000000558	11/30/2012	2,241.87
88107000	CAP Move-CWIP	UZ	2000000572	11/30/2012	500.44
88107000	CAP Move-CWIP	UZ	2000000572	11/30/2012	198.40
88107000	CAP Move-CWIP	UZ	2000000574	11/30/2012	136.57
88107000	CAP Move-CWIP	UZ	2000000574	11/30/2012	375.04
88107000	CAP Move-CWIP	UZ	2000000574	11/30/2012	2,314.91
88107000	CAP Move-CWIP	UZ	2000000581	11/30/2012	106.26
88107000	CAP Move-CWIP	UZ	2000000555	11/30/2012	76.60
88107000	CAP Move-CWIP	UZ	2000000558	11/30/2012	58.76
88107000	CAP Move-CWIP	UZ	2000000558	11/30/2012	50.71
88107000	CAP Move-CWIP	UZ	2000000558	11/30/2012	66.10
88107000	CAP Move-CWIP	UZ	2000000570	11/30/2012	5,118.50
88107000	CAP Move-CWIP	UZ	2000000546	11/30/2012	(1,225.11)
88107000	CAP Move-CWIP	UZ	2000000548	11/30/2012	810.65
88107000	CAP Move-CWIP	UZ	2000000548	11/30/2012	576.42
88107000	CAP Move-CWIP	UZ	2000000548	11/30/2012	547.78
88107000	CAP Move-CWIP	UZ	2000000548	11/30/2012	177.70
88107000	CAP Move-CWIP	UZ	2000000550	11/30/2012	1,203.86
88107000	CAP Move-CWIP	UZ	2000000558	11/30/2012	447.15
88107000	CAP Move-CWIP	UZ	2000000558	11/30/2012	582.89
88107000	CAP Move-CWIP	UZ	2000000572	11/30/2012	19.67
88107000	CAP Move-CWIP	UZ	2000000574	11/30/2012	6.50
88107000	CAP Move-CWIP	UZ	2000000574	11/30/2012	2.22
88107000	CAP Move-CWIP	UZ	2000000574	11/30/2012	88.72
88107000	CAP Move-CWIP	UZ	2000000583	11/30/2012	17,222.57
88107000	CAP Move-CWIP	UZ	2000000525	11/30/2012	11.67
88107000	CAP Move-CWIP	UZ	2000000525	11/30/2012	4.47
88107000	CAP Move-CWIP	UZ	2000000525	11/30/2012	1.56
88107000	CAP Move-CWIP	UZ	2000000525	11/30/2012	8.09
88107000	CAP Move-CWIP	UZ	2000000546	11/30/2012	1,176.07
88107000	CAP Move-CWIP	UZ	2000000546	11/30/2012	2.49
88107000	CAP Move-CWIP	UZ	2000000555	11/30/2012	232.52
88107000	CAP Move-CWIP	UZ	2000000555	11/30/2012	303.11
88107000	CAP Move-CWIP	UZ	2000000570	11/30/2012	18.09
88107000	CAP Move-CWIP	UZ	2000000570	11/30/2012	6.91
88107000	CAP Move-CWIP	UZ	2000000572	11/30/2012	3.75
88107000	CAP Move-CWIP	UZ	2000000574	11/30/2012	4.92
88107000	CAP Move-CWIP	UZ	2000000574	11/30/2012	93.75
88107000	CAP Move-CWIP	UZ	2000000555	11/30/2012	12.93
88107000	CAP Move-CWIP	UZ	2000000558	11/30/2012	9.92
88107000	CAP Move-CWIP	UZ	2000000555	11/30/2012	9.40
88107000	CAP Move-CWIP	UZ	2000000555	11/30/2012	12.25
88107000	CAP Move-CWIP	UZ	2000000558	11/30/2012	33.70
88107000	CAP Move-CWIP	UZ	2000000558	11/30/2012	43.93
88107000	CAP Move-CWIP	UZ	2000000525	11/30/2012	72.23
88107000	CAP Move-CWIP	UZ	2000000525	11/30/2012	27.66
88107000	CAP Move-CWIP	UZ	2000000525	11/30/2012	9.63
88107000	CAP Move-CWIP	UZ	2000000525	11/30/2012	50.10
88107000	CAP Move-CWIP	UZ	2000000546	11/30/2012	49.09
88107000	CAP Move-CWIP	UZ	2000000555	11/30/2012	1.05
88107000	CAP Move-CWIP	UZ	2000000558	11/30/2012	1.37
88107000	CAP Move-CWIP	UZ	2000000546	11/30/2012	34.82
88107000	CAP Move-CWIP	UZ	2000000552	11/30/2012	199.90
88107000	CAP Move-CWIP	UN	2000000562	11/30/2012	(234.72)
88107000	CAP Move-CWIP	UZ	2000000546	11/30/2012	(400.47)
88107000	CAP Move-CWIP	UZ	2000000550	11/30/2012	699.00
88107000	CAP Move-CWIP	UN	2000000562	11/30/2012	(298.53)
88107000	CAP Move-CWIP	UZ	2000000599	11/30/2012	(352.08)
88107000	CAP Move-CWIP	UP	2000000564	11/30/2012	(39,060.76)
88107000	CAP Move-CWIP	UP	2000000564	11/30/2012	39,060.76
88107000	CAP Move-CWIP	UZ	2000000531	11/30/2012	639.04
88107000	CAP Move-CWIP	UN	2000000540	11/30/2012	(639.04)
88107000	CAP Move-CWIP	UZ	2000000546	11/30/2012	(4,149.33)
88107000	CAP Move-CWIP	UZ	2000000550	11/30/2012	4,194.00
88107000	CAP Move-CWIP	UN	2000000562	11/30/2012	(44.67)

Kentucky American Water Company  
Case No. 2012-00520  
Response to PSC DR1, Item 31

Account	Description	Doc Type	Document Number	Posting Date	Amount
88107000	CAP Move-CWIP	UZ	2000000572	11/30/2012	30,000.00
88107000	CAP Move-CWIP	UN	2000000588	11/30/2012	(30,000.00)
88107000	CAP Move-CWIP	UZ	2000000546	11/30/2012	2,534.01
88107000	CAP Move-CWIP	UP	2000000590	11/30/2012	(23,643.85)
88107000	CAP Move-CWIP	UP	2000000590	11/30/2012	23,643.85
88107000	CAP Move-CWIP	UZ	2000000546	11/30/2012	10.22
88107000	CAP Move-CWIP	UN	2000000562	11/30/2012	(10.22)
88107000	CAP Move-CWIP	UZ	2000000546	11/30/2012	(25.16)
88107000	CAP Move-CWIP	UZ	2000000546	11/30/2012	25.16
88107000	CAP Move-CWIP	UZ	2000000550	11/30/2012	25.16
88107000	CAP Move-CWIP	UN	2000000562	11/30/2012	(25.16)
88107000	CAP Move-CWIP	UZ	2000000546	11/30/2012	17.41
88107000	CAP Move-CWIP	UZ	2000000548	11/30/2012	114.48
88107000	CAP Move-CWIP	UN	2000000562	11/30/2012	(131.89)
88107000	CAP Move-CWIP	UZ	2000000525	11/30/2012	0.90
88107000	CAP Move-CWIP	UZ	2000000525	11/30/2012	6.77
88107000	CAP Move-CWIP	UZ	2000000525	11/30/2012	2.59
88107000	CAP Move-CWIP	UZ	2000000525	11/30/2012	4.69
88107000	CAP Move-CWIP	UZ	2000000546	11/30/2012	(1,589.24)
88107000	CAP Move-CWIP	UZ	2000000550	11/30/2012	1,593.26
88107000	CAP Move-CWIP	UZ	2000000558	11/30/2012	76.20
88107000	CAP Move-CWIP	UZ	2000000558	11/30/2012	58.46
88107000	CAP Move-CWIP	UZ	2000000583	11/30/2012	22,793.44
88107000	CAP Move-CWIP	UN	2000000529	11/30/2012	(26,136.60)
88107000	CAP Move-CWIP	UZ	2000000539	11/30/2012	2,004.95
88107000	CAP Move-CWIP	UZ	2000000539	11/30/2012	8,295.91
88107000	CAP Move-CWIP	UZ	2000000539	11/30/2012	86,175.00
88107000	CAP Move-CWIP	UZ	2000000539	11/30/2012	2,613.60
88107000	CAP Move-CWIP	UZ	2000000546	11/30/2012	6,023.63
88107000	CAP Move-CWIP	UZ	2000000546	11/30/2012	390.77
88107000	CAP Move-CWIP	UZ	2000000555	11/30/2012	84.38
88107000	CAP Move-CWIP	UZ	2000000558	11/30/2012	64.73
88107000	CAP Move-CWIP	UN	2000000562	11/30/2012	(105,652.97)
88107000	CAP Move-CWIP	UN	2000000529	11/30/2012	239.45
88107000	CAP Move-CWIP	UZ	2000000546	11/30/2012	(16.74)
88107000	CAP Move-CWIP	UZ	2000000555	11/30/2012	24.89
88107000	CAP Move-CWIP	UZ	2000000558	11/30/2012	19.10
88107000	CAP Move-CWIP	UN	2000000562	11/30/2012	(27.25)
88107000	CAP Move-CWIP	UZ	2000000525	11/30/2012	2.33
88107000	CAP Move-CWIP	UZ	2000000525	11/30/2012	6.09
88107000	CAP Move-CWIP	UZ	2000000525	11/30/2012	0.81
88107000	CAP Move-CWIP	UZ	2000000525	11/30/2012	4.22
88107000	CAP Move-CWIP	UZ	2000000539	11/30/2012	3,013.94
88107000	CAP Move-CWIP	UZ	2000000539	11/30/2012	86,388.30
88107000	CAP Move-CWIP	UZ	2000000539	11/30/2012	2,312.06
88107000	CAP Move-CWIP	UZ	2000000539	11/30/2012	8,311.36
88107000	CAP Move-CWIP	UZ	2000000546	11/30/2012	6,042.17
88107000	CAP Move-CWIP	UZ	2000000555	11/30/2012	183.95
88107000	CAP Move-CWIP	UZ	2000000555	11/30/2012	141.11
88107000	CAP Move-CWIP	UZ	2000000525	11/30/2012	4.22
88107000	CAP Move-CWIP	UZ	2000000525	11/30/2012	2.33
88107000	CAP Move-CWIP	UZ	2000000525	11/30/2012	0.82
88107000	CAP Move-CWIP	UZ	2000000525	11/30/2012	6.08
88107000	CAP Move-CWIP	UZ	2000000546	11/30/2012	41.03
88107000	CAP Move-CWIP	UZ	2000000558	11/30/2012	1.15
88107000	CAP Move-CWIP	UZ	2000000558	11/30/2012	0.88
88107000	CAP Move-CWIP	UZ	2000000525	11/30/2012	3.98
88107000	CAP Move-CWIP	UZ	2000000525	11/30/2012	20.68
88107000	CAP Move-CWIP	UZ	2000000525	11/30/2012	29.81
88107000	CAP Move-CWIP	UZ	2000000525	11/30/2012	11.41
88107000	CAP Move-CWIP	UN	2000000529	11/30/2012	(52,439.71)
88107000	CAP Move-CWIP	UN	2000000540	11/30/2012	(65.88)
88107000	CAP Move-CWIP	UZ	2000000546	11/30/2012	33.98
88107000	CAP Move-CWIP	UN	2000000563	11/30/2012	(33.98)
88107000	CAP Move-CWIP	UZ	2000000525	11/30/2012	7.03
88107000	CAP Move-CWIP	UZ	2000000525	11/30/2012	12.73
88107000	CAP Move-CWIP	UZ	2000000525	11/30/2012	2.45
88107000	CAP Move-CWIP	UZ	2000000525	11/30/2012	18.36
88107000	CAP Move-CWIP	UZ	2000000546	11/30/2012	12.71
88107000	CAP Move-CWIP	UZ	2000000555	11/30/2012	0.27
88107000	CAP Move-CWIP	UZ	2000000558	11/30/2012	0.35
88107000	CAP Move-CWIP	UZ	2000000525	11/30/2012	35.91
88107000	CAP Move-CWIP	UZ	2000000525	11/30/2012	13.75
88107000	CAP Move-CWIP	UZ	2000000525	11/30/2012	24.90
88107000	CAP Move-CWIP	UZ	2000000525	11/30/2012	4.79
88107000	CAP Move-CWIP	UZ	2000000546	11/30/2012	59.35
88107000	CAP Move-CWIP	UZ	2000000555	11/30/2012	1.66

Kentucky American Water Company  
Case No. 2012-00520  
Response to PSC DR1, Item 31

Account	Description	Doc Type	Document Number	Posting Date	Amount
88107000	CAP Move-CWIP	UZ	2000000558	11/30/2012	1.27
88107000	CAP Move-CWIP	UZ	2000000583	11/30/2012	12,786.34
88107000	CAP Move-CWIP	UZ	2000000546	11/30/2012	166.65
88107000	CAP Move-CWIP	UZ	2000000546	11/30/2012	(943.27)
88107000	CAP Move-CWIP	UZ	2000000550	11/30/2012	1,048.08
88107000	CAP Move-CWIP	UZ	2000000558	11/30/2012	29.85
88107000	CAP Move-CWIP	UZ	2000000558	11/30/2012	38.91
88107000	CAP Move-CWIP	UN	2000000563	11/30/2012	(340.22)
88107000	CAP Move-CWIP	UZ	2000000583	11/30/2012	13,494.60
88107000	CAP Move-CWIP	UN	2000000597	11/30/2012	(13,494.60)
88107000	CAP Move-CWIP	UN	2000000529	11/30/2012	(7,515.42)
88107000	CAP Move-CWIP	UZ	2000000546	11/30/2012	161.23
88107000	CAP Move-CWIP	UZ	2000000558	11/30/2012	3.11
88107000	CAP Move-CWIP	UZ	2000000558	11/30/2012	2.38
88107000	CAP Move-CWIP	UN	2000000562	11/30/2012	(166.72)
88107000	CAP Move-CWIP	UZ	2000000531	11/30/2012	(4,735.75)
88107000	CAP Move-CWIP	UZ	2000000531	11/30/2012	4,735.75
88107000	CAP Move-CWIP	UZ	2000000546	11/30/2012	331.03
88107000	CAP Move-CWIP	UZ	2000000546	11/30/2012	731.68
88107000	CAP Move-CWIP	UN	2000000563	11/30/2012	(731.68)
88107000	CAP Move-CWIP	UN	2000000529	11/30/2012	(30,893.70)
88107000	CAP Move-CWIP	UZ	2000000534	11/30/2012	(1,748.70)
88107000	CAP Move-CWIP	UN	2000000540	11/30/2012	1,748.70
88107000	CAP Move-CWIP	UZ	2000000546	11/30/2012	2,159.47
88107000	CAP Move-CWIP	UZ	2000000546	11/30/2012	(122.23)
88107000	CAP Move-CWIP	UZ	2000000555	11/30/2012	21.83
88107000	CAP Move-CWIP	UZ	2000000558	11/30/2012	28.45
88107000	CAP Move-CWIP	UN	2000000562	11/30/2012	(2,087.52)
88107000	CAP Move-CWIP	UZ	2000000546	11/30/2012	865.57
88107000	CAP Move-CWIP	UN	2000000562	11/30/2012	(865.57)
88107000	CAP Move-CWIP	UZ	2000000546	11/30/2012	(8.24)
88107000	CAP Move-CWIP	UZ	2000000555	11/30/2012	815.88
88107000	CAP Move-CWIP	UZ	2000000555	11/30/2012	1,063.55
88107000	CAP Move-CWIP	UZ	2000000570	11/30/2012	9.15
88107000	CAP Move-CWIP	UZ	2000000574	11/30/2012	12.02
88107000	CAP Move-CWIP	UZ	2000000574	11/30/2012	228.90
88107000	CAP Move-CWIP	UZ	2000000581	11/30/2012	17.25
88107000	CAP Move-CWIP	UZ	2000000581	11/30/2012	19.42
88107000	CAP Move-CWIP	UZ	2000000558	11/30/2012	11.77
88107000	CAP Move-CWIP	UZ	2000000558	11/30/2012	9.03
88107000	CAP Move-CWIP	UZ	2000000539	11/30/2012	(3,013.94)
88107000	CAP Move-CWIP	UZ	2000000539	11/30/2012	(95,987.00)
88107000	CAP Move-CWIP	UZ	2000000539	11/30/2012	(8,311.36)
88107000	CAP Move-CWIP	UZ	2000000539	11/30/2012	(2,312.06)
88107000	CAP Move-CWIP	UZ	2000000539	11/30/2012	(2,004.95)
88107000	CAP Move-CWIP	UZ	2000000539	11/30/2012	(95,750.00)
88107000	CAP Move-CWIP	UZ	2000000539	11/30/2012	(2,613.60)
88107000	CAP Move-CWIP	UZ	2000000539	11/30/2012	(8,295.91)
88107000	CAP Move-CWIP	UZ	2000000558	11/30/2012	0.27
88107000	CAP Move-CWIP	UZ	2000000558	11/30/2012	0.21
88107000	CAP Move-CWIP	UZ	2000000525	11/30/2012	68.14
88107000	CAP Move-CWIP	UZ	2000000525	11/30/2012	177.92
88107000	CAP Move-CWIP	UZ	2000000525	11/30/2012	123.42
88107000	CAP Move-CWIP	UZ	2000000525	11/30/2012	23.73
88107000	CAP Move-CWIP	UZ	2000000546	11/30/2012	90.63
88107000	CAP Move-CWIP	UZ	2000000555	11/30/2012	33.69
88107000	CAP Move-CWIP	UZ	2000000558	11/30/2012	25.84
88107000	CAP Move-CWIP	UZ	2000000570	11/30/2012	36.04
88107000	CAP Move-CWIP	UZ	2000000572	11/30/2012	25.02
88107000	CAP Move-CWIP	UZ	2000000572	11/30/2012	33.36
88107000	CAP Move-CWIP	UZ	2000000572	11/30/2012	476.51
88107000	CAP Move-CWIP	UZ	2000000574	11/30/2012	14.30
88107000	CAP Move-CWIP	UZ	2000000558	11/30/2012	0.22
88107000	CAP Move-CWIP	UZ	2000000558	11/30/2012	0.17
88107000	CAP Move-CWIP	UZ	2000000525	11/30/2012	6.79
88107000	CAP Move-CWIP	UZ	2000000525	11/30/2012	50.93
88107000	CAP Move-CWIP	UZ	2000000525	11/30/2012	19.50
88107000	CAP Move-CWIP	UZ	2000000525	11/30/2012	35.33
88107000	CAP Move-CWIP	UZ	2000000546	11/30/2012	180.79
88107000	CAP Move-CWIP	UP	2000000594	11/30/2012	(680.29)
88107000	CAP Move-CWIP	UP	2000000590	11/30/2012	218.83
88107000	CAP Move-CWIP	UZ	2000000546	11/30/2012	104.25
88107000	CAP Move-CWIP	UN	2000000563	11/30/2012	(207.03)
88107000	CAP Move-CWIP	UZ	2000000572	11/30/2012	56.90
88107000	CAP Move-CWIP	UZ	2000000574	11/30/2012	16.33
88107000	CAP Move-CWIP	UZ	2000000574	11/30/2012	224.86
88107000	CAP Move-CWIP	UZ	2000000574	11/30/2012	8.40

Kentucky American Water Company  
Case No. 2012-00520  
Response to PSC DR1, Item 31

Account	Description	Doc Type	Document Number	Posting Date	Amount
88107000	CAP Move-CWIP	UZ	2000000581	11/30/2012	1.62
88107000	CAP Move-CWIP	UP	2000000603	11/30/2012	2,160.28
88107000	CAP Move-CWIP	UP	2000000603	11/30/2012	(2,468.39)
88107000	CAP Move-CWIP	UZ	2000000546	11/30/2012	9.94
88107000	CAP Move-CWIP	UN	2000000562	11/30/2012	(9.94)
88107000	CAP Move-CWIP	UZ	2000000570	11/30/2012	25.15
88107000	CAP Move-CWIP	UZ	2000000570	11/30/2012	344.61
88107000	CAP Move-CWIP	UZ	2000000572	11/30/2012	4.47
88107000	CAP Move-CWIP	UZ	2000000572	11/30/2012	80.83
88107000	CAP Move-CWIP	UZ	2000000572	11/30/2012	8.69
88107000	CAP Move-CWIP	UN	2000000588	11/30/2012	(463.75)
88107000	CAP Move-CWIP	UP	2000000605	11/30/2012	615.88
88107000	CAP Move-CWIP	UP	2000000605	11/30/2012	(615.88)
88107000	CAP Move-CWIP	UP	2000000590	11/30/2012	2,413.29
88107000	CAP Move-CWIP	UP	2000000590	11/30/2012	(713.42)
88107000	CAP Move-CWIP	UZ	2000000546	11/30/2012	277.59
88107000	CAP Move-CWIP	UZ	2000000572	11/30/2012	2.10
88107000	CAP Move-CWIP	UZ	2000000572	11/30/2012	15.32
88107000	CAP Move-CWIP	UZ	2000000572	11/30/2012	4.47
88107000	CAP Move-CWIP	UZ	2000000574	11/30/2012	61.62
88107000	CAP Move-CWIP	UZ	2000000581	11/30/2012	0.54
88107000	CAP Move-CWIP	UP	2000000594	11/30/2012	(1,320.52)
88107000	CAP Move-CWIP	UZ	2000000546	11/30/2012	14.21
88107000	CAP Move-CWIP	UP	2000000594	11/30/2012	(14.21)
88107000	CAP Move-CWIP	UP	2000000590	11/30/2012	407.53
88107000	CAP Move-CWIP	UZ	2000000541	11/30/2012	(536.11)
88107000	CAP Move-CWIP	UZ	2000000546	11/30/2012	(79.54)
88107000	CAP Move-CWIP	UZ	2000000550	11/30/2012	428.28
88107000	CAP Move-CWIP	UN	2000000562	11/30/2012	187.37
88107000	CAP Move-CWIP	UZ	2000000572	11/30/2012	19.36
88107000	CAP Move-CWIP	UZ	2000000572	11/30/2012	55.64
88107000	CAP Move-CWIP	UZ	2000000572	11/30/2012	236.92
88107000	CAP Move-CWIP	UZ	2000000572	11/30/2012	773.76
88107000	CAP Move-CWIP	UN	2000000588	11/30/2012	(1,085.68)
88107000	CAP Move-CWIP	UZ	2000000546	11/30/2012	(509.73)
88107000	CAP Move-CWIP	UZ	2000000550	11/30/2012	509.73
88107000	CAP Move-CWIP	UZ	2000000555	11/30/2012	7.58
88107000	CAP Move-CWIP	UZ	2000000558	11/30/2012	5.81
88107000	CAP Move-CWIP	UN	2000000563	11/30/2012	(13.39)
88107000	CAP Move-CWIP	UZ	2000000583	11/30/2012	7,292.22
88107000	CAP Move-CWIP	UN	2000000597	11/30/2012	(7,292.22)
88107000	CAP Move-CWIP	UZ	2000000555	11/30/2012	0.20
88107000	CAP Move-CWIP	UZ	2000000558	11/30/2012	0.26
88107000	CAP Move-CWIP	UN	2000000562	11/30/2012	(0.46)
88107000	CAP Move-CWIP	UZ	2000000583	11/30/2012	147.51
88107000	CAP Move-CWIP	UN	2000000597	11/30/2012	(147.51)
88107000	CAP Move-CWIP	UZ	2000000558	11/30/2012	15.96
88107000	CAP Move-CWIP	UZ	2000000558	11/30/2012	20.80
88107000	CAP Move-CWIP	UZ	2000000546	11/30/2012	1,111.41
88107000	CAP Move-CWIP	UN	2000000529	11/30/2012	(15,845.94)
88107000	CAP Move-CWIP	UZ	2000000546	11/30/2012	1,107.63
88107000	CAP Move-CWIP	UN	2000000562	11/30/2012	(1,107.63)
88107000	CAP Move-CWIP	UN	2000000529	11/30/2012	(3,739.03)
88107000	CAP Move-CWIP	UZ	2000000546	11/30/2012	261.36
88107000	CAP Move-CWIP	UN	2000000562	11/30/2012	(261.36)
88107000	CAP Move-CWIP	UZ	2000000583	11/30/2012	1,311.60
88107000	CAP Move-CWIP	UN	2000000597	11/30/2012	(1,311.60)
88107000	CAP Move-CWIP	UZ	2000000546	11/30/2012	68.15
88107000	CAP Move-CWIP	UN	2000000563	11/30/2012	(68.15)
88107000	CAP Move-CWIP	UZ	2000000546	11/30/2012	(18.93)
88107000	CAP Move-CWIP	UN	2000000562	11/30/2012	18.93
88107000	CAP Move-CWIP	UN	2000000529	11/30/2012	(18,089.56)
88107000	CAP Move-CWIP	UZ	2000000546	11/30/2012	1,264.46
88107000	CAP Move-CWIP	UN	2000000563	11/30/2012	(1,264.46)
88107000	CAP Move-CWIP	UZ	2000000546	11/30/2012	316.09
88107000	CAP Move-CWIP	UZ	2000000555	11/30/2012	4.41
88107000	CAP Move-CWIP	UZ	2000000555	11/30/2012	3.39
88107000	CAP Move-CWIP	UZ	2000000583	11/30/2012	4,680.00
88107000	CAP Move-CWIP	UZ	2000000583	11/30/2012	74.15
88107000	CAP Move-CWIP	UN	2000000597	11/30/2012	(74.15)
88107000	CAP Move-CWIP	UZ	2000000539	11/30/2012	13,500.00
88107000	CAP Move-CWIP	UZ	2000000539	11/30/2012	757.50
88107000	CAP Move-CWIP	UZ	2000000539	11/30/2012	269.11
88107000	CAP Move-CWIP	UZ	2000000539	11/30/2012	350.79
88107000	CAP Move-CWIP	UZ	2000000546	11/30/2012	943.65
88107000	CAP Move-CWIP	UZ	2000000555	11/30/2012	9.85
88107000	CAP Move-CWIP	UZ	2000000558	11/30/2012	12.84

Kentucky American Water Company  
Case No. 2012-00520  
Response to PSC DR1, Item 31

Account	Description	Doc Type	Document Number	Posting Date	Amount
88107000	CAP Move-CWIP	UZ	2000000539	11/30/2012	(757.50)
88107000	CAP Move-CWIP	UZ	2000000539	11/30/2012	(350.79)
88107000	CAP Move-CWIP	UZ	2000000539	11/30/2012	(15,000.00)
88107000	CAP Move-CWIP	UZ	2000000539	11/30/2012	(269.11)
88107000	CAP Move-CWIP	UZ	2000000555	11/30/2012	76.26
88107000	CAP Move-CWIP	UZ	2000000558	11/30/2012	99.41
88107000	CAP Move-CWIP	UZ	2000000570	11/30/2012	3.27
88107000	CAP Move-CWIP	UZ	2000000570	11/30/2012	(0.16)
88107000	CAP Move-CWIP	UZ	2000000570	11/30/2012	(398.54)
88107000	CAP Move-CWIP	UZ	2000000570	11/30/2012	1.85
88107000	CAP Move-CWIP	UZ	2000000570	11/30/2012	(28.12)
88107000	CAP Move-CWIP	UZ	2000000570	11/30/2012	5.89
88107000	CAP Move-CWIP	UZ	2000000570	11/30/2012	1.67
88107000	CAP Move-CWIP	UZ	2000000570	11/30/2012	(0.61)
88107000	CAP Move-CWIP	UZ	2000000570	11/30/2012	13.66
88107000	CAP Move-CWIP	UZ	2000000570	11/30/2012	118.48
88107000	CAP Move-CWIP	UZ	2000000570	11/30/2012	10.22
88107000	CAP Move-CWIP	UZ	2000000572	11/30/2012	(12.41)
88107000	CAP Move-CWIP	UZ	2000000572	11/30/2012	12.88
88107000	CAP Move-CWIP	UZ	2000000572	11/30/2012	11.11
88107000	CAP Move-CWIP	UZ	2000000572	11/30/2012	(0.49)
88107000	CAP Move-CWIP	UZ	2000000574	11/30/2012	1.07
88107000	CAP Move-CWIP	UN	2000000588	11/30/2012	260.23
88107000	CAP Move-CWIP	UZ	2000000570	11/30/2012	(28.12)
88107000	CAP Move-CWIP	UZ	2000000570	11/30/2012	(0.16)
88107000	CAP Move-CWIP	UZ	2000000570	11/30/2012	14.41
88107000	CAP Move-CWIP	UZ	2000000570	11/30/2012	1.94
88107000	CAP Move-CWIP	UZ	2000000570	11/30/2012	50.99
88107000	CAP Move-CWIP	UZ	2000000570	11/30/2012	36.53
88107000	CAP Move-CWIP	UZ	2000000572	11/30/2012	(12.41)
88107000	CAP Move-CWIP	UZ	2000000572	11/30/2012	(0.61)
88107000	CAP Move-CWIP	UZ	2000000572	11/30/2012	54.14
88107000	CAP Move-CWIP	UZ	2000000572	11/30/2012	10.57
88107000	CAP Move-CWIP	UZ	2000000572	11/30/2012	125.18
88107000	CAP Move-CWIP	UZ	2000000574	11/30/2012	11.11
88107000	CAP Move-CWIP	UZ	2000000574	11/30/2012	1.67
88107000	CAP Move-CWIP	UZ	2000000574	11/30/2012	1.07
88107000	CAP Move-CWIP	UZ	2000000581	11/30/2012	(0.49)
88107000	CAP Move-CWIP	UN	2000000588	11/30/2012	(265.82)
88107000	CAP Move-CWIP	UZ	2000000570	11/30/2012	(30.37)
88107000	CAP Move-CWIP	UZ	2000000570	11/30/2012	5.89
88107000	CAP Move-CWIP	UZ	2000000572	11/30/2012	4.90
88107000	CAP Move-CWIP	UZ	2000000572	11/30/2012	87.49
88107000	CAP Move-CWIP	UZ	2000000572	11/30/2012	(0.61)
88107000	CAP Move-CWIP	UZ	2000000572	11/30/2012	(12.41)
88107000	CAP Move-CWIP	UZ	2000000572	11/30/2012	18.87
88107000	CAP Move-CWIP	UZ	2000000574	11/30/2012	11.11
88107000	CAP Move-CWIP	UZ	2000000574	11/30/2012	(0.16)
88107000	CAP Move-CWIP	UZ	2000000574	11/30/2012	3.27
88107000	CAP Move-CWIP	UZ	2000000574	11/30/2012	0.39
88107000	CAP Move-CWIP	UZ	2000000581	11/30/2012	(0.49)
88107000	CAP Move-CWIP	UZ	2000000581	11/30/2012	6.98
88107000	CAP Move-CWIP	UZ	2000000581	11/30/2012	1.67
88107000	CAP Move-CWIP	UZ	2000000581	11/30/2012	1.07
88107000	CAP Move-CWIP	UN	2000000588	11/30/2012	(97.60)
88107000	CAP Move-CWIP	UZ	2000000570	11/30/2012	(24.81)
88107000	CAP Move-CWIP	UZ	2000000570	11/30/2012	3.34
88107000	CAP Move-CWIP	UZ	2000000570	11/30/2012	(56.22)
88107000	CAP Move-CWIP	UZ	2000000572	11/30/2012	382.15
88107000	CAP Move-CWIP	UZ	2000000572	11/30/2012	22.22
88107000	CAP Move-CWIP	UZ	2000000572	11/30/2012	33.77
88107000	CAP Move-CWIP	UZ	2000000572	11/30/2012	2.14
88107000	CAP Move-CWIP	UZ	2000000572	11/30/2012	21.05
88107000	CAP Move-CWIP	UZ	2000000572	11/30/2012	(1.21)
88107000	CAP Move-CWIP	UZ	2000000572	11/30/2012	6.55
88107000	CAP Move-CWIP	UZ	2000000574	11/30/2012	(0.98)
88107000	CAP Move-CWIP	UZ	2000000574	11/30/2012	(0.31)
88107000	CAP Move-CWIP	UZ	2000000574	11/30/2012	25.03
88107000	CAP Move-CWIP	UZ	2000000574	11/30/2012	15.44
88107000	CAP Move-CWIP	UZ	2000000581	11/30/2012	259.97
88107000	CAP Move-CWIP	UN	2000000588	11/30/2012	(688.13)
88107000	CAP Move-CWIP	UZ	2000000570	11/30/2012	14.88
88107000	CAP Move-CWIP	UZ	2000000574	11/30/2012	95.63
88107000	CAP Move-CWIP	UN	2000000588	11/30/2012	(110.51)
88107000	CAP Move-CWIP	UZ	2000000570	11/30/2012	11.11
88107000	CAP Move-CWIP	UZ	2000000570	11/30/2012	1.29
88107000	CAP Move-CWIP	UZ	2000000570	11/30/2012	(0.49)



Kentucky American Water Company  
Case No. 2012-00520  
Response to PSC DR1, Item 31

Account	Description	Doc Type	Document Number	Posting Date	Amount
88107000	CAP Move-CWIP	UZ	2000000570	11/30/2012	1.67
88107000	CAP Move-CWIP	UZ	2000000570	11/30/2012	13.89
88107000	CAP Move-CWIP	UZ	2000000570	11/30/2012	(0.16)
88107000	CAP Move-CWIP	UZ	2000000572	11/30/2012	144.32
88107000	CAP Move-CWIP	UZ	2000000572	11/30/2012	(12.41)
88107000	CAP Move-CWIP	UZ	2000000574	11/30/2012	(0.61)
88107000	CAP Move-CWIP	UZ	2000000574	11/30/2012	1.07
88107000	CAP Move-CWIP	UZ	2000000574	11/30/2012	6.26
88107000	CAP Move-CWIP	UZ	2000000574	11/30/2012	3.27
88107000	CAP Move-CWIP	UZ	2000000581	11/30/2012	19.94
88107000	CAP Move-CWIP	UZ	2000000581	11/30/2012	0.14
88107000	CAP Move-CWIP	UZ	2000000581	11/30/2012	(30.36)
88107000	CAP Move-CWIP	UN	2000000588	11/30/2012	(158.93)
88107000	CAP Move-CWIP	UZ	2000000570	11/30/2012	10.06
88107000	CAP Move-CWIP	UZ	2000000570	11/30/2012	1.67
88107000	CAP Move-CWIP	UZ	2000000570	11/30/2012	(12.41)
88107000	CAP Move-CWIP	UZ	2000000570	11/30/2012	(0.16)
88107000	CAP Move-CWIP	UZ	2000000570	11/30/2012	11.11
88107000	CAP Move-CWIP	UZ	2000000570	11/30/2012	6.26
88107000	CAP Move-CWIP	UZ	2000000570	11/30/2012	(0.61)
88107000	CAP Move-CWIP	UZ	2000000570	11/30/2012	(93.35)
88107000	CAP Move-CWIP	UZ	2000000570	11/30/2012	(0.49)
88107000	CAP Move-CWIP	UZ	2000000570	11/30/2012	91.58
88107000	CAP Move-CWIP	UZ	2000000572	11/30/2012	0.97
88107000	CAP Move-CWIP	UZ	2000000572	11/30/2012	3.27
88107000	CAP Move-CWIP	UZ	2000000572	11/30/2012	(336.21)
88107000	CAP Move-CWIP	UZ	2000000574	11/30/2012	1.07
88107000	CAP Move-CWIP	UZ	2000000581	11/30/2012	12.47
88107000	CAP Move-CWIP	UN	2000000588	11/30/2012	304.77
88107000	CAP Move-CWIP	UZ	2000000570	11/30/2012	81.03
88107000	CAP Move-CWIP	UZ	2000000570	11/30/2012	(26.00)
88107000	CAP Move-CWIP	UZ	2000000570	11/30/2012	11.11
88107000	CAP Move-CWIP	UZ	2000000570	11/30/2012	1.67
88107000	CAP Move-CWIP	UZ	2000000570	11/30/2012	9.31
88107000	CAP Move-CWIP	UZ	2000000570	11/30/2012	3.27
88107000	CAP Move-CWIP	UZ	2000000570	11/30/2012	6.26
88107000	CAP Move-CWIP	UZ	2000000572	11/30/2012	10.97
88107000	CAP Move-CWIP	UZ	2000000572	11/30/2012	(0.49)
88107000	CAP Move-CWIP	UZ	2000000572	11/30/2012	(12.41)
88107000	CAP Move-CWIP	UZ	2000000574	11/30/2012	(29.80)
88107000	CAP Move-CWIP	UZ	2000000574	11/30/2012	1.07
88107000	CAP Move-CWIP	UZ	2000000574	11/30/2012	(1.07)
88107000	CAP Move-CWIP	UZ	2000000574	11/30/2012	0.82
88107000	CAP Move-CWIP	UZ	2000000574	11/30/2012	(0.61)
88107000	CAP Move-CWIP	UZ	2000000574	11/30/2012	(0.63)
88107000	CAP Move-CWIP	UZ	2000000574	11/30/2012	(7.60)
88107000	CAP Move-CWIP	UZ	2000000581	11/30/2012	(0.71)
88107000	CAP Move-CWIP	UN	2000000588	11/30/2012	(46.19)
88107000	CAP Move-CWIP	UZ	2000000570	11/30/2012	3.22
88107000	CAP Move-CWIP	UZ	2000000570	11/30/2012	173.29
88107000	CAP Move-CWIP	UZ	2000000570	11/30/2012	(28.63)
88107000	CAP Move-CWIP	UZ	2000000570	11/30/2012	(0.47)
88107000	CAP Move-CWIP	UZ	2000000572	11/30/2012	19.32
88107000	CAP Move-CWIP	UZ	2000000572	11/30/2012	28.90
88107000	CAP Move-CWIP	UZ	2000000572	11/30/2012	5.02
88107000	CAP Move-CWIP	UZ	2000000572	11/30/2012	53.39
88107000	CAP Move-CWIP	UZ	2000000572	11/30/2012	9.82
88107000	CAP Move-CWIP	UZ	2000000572	11/30/2012	(37.22)
88107000	CAP Move-CWIP	UZ	2000000572	11/30/2012	33.33
88107000	CAP Move-CWIP	UZ	2000000573	11/30/2012	321.59
88107000	CAP Move-CWIP	UZ	2000000574	11/30/2012	(101.09)
88107000	CAP Move-CWIP	UZ	2000000574	11/30/2012	(1.83)
88107000	CAP Move-CWIP	UZ	2000000574	11/30/2012	(1.47)
88107000	CAP Move-CWIP	UZ	2000000574	11/30/2012	19.19
88107000	CAP Move-CWIP	UN	2000000588	11/30/2012	(496.36)
88107000	CAP Move-CWIP	UZ	2000000570	11/30/2012	304.25
88107000	CAP Move-CWIP	UZ	2000000570	11/30/2012	78.66
88107000	CAP Move-CWIP	UZ	2000000572	11/30/2012	(28.63)
88107000	CAP Move-CWIP	UZ	2000000581	11/30/2012	2.66
88107000	CAP Move-CWIP	UN	2000000588	11/30/2012	(356.94)
88107000	CAP Move-CWIP	UZ	2000000555	11/30/2012	139.98
88107000	CAP Move-CWIP	UZ	2000000555	11/30/2012	182.48
88107000	CAP Move-CWIP	UZ	2000000570	11/30/2012	83.36
88107000	CAP Move-CWIP	UZ	2000000570	11/30/2012	61.74
88107000	CAP Move-CWIP	UZ	2000000570	11/30/2012	535.45
88107000	CAP Move-CWIP	UZ	2000000570	11/30/2012	574.16
88107000	CAP Move-CWIP	UZ	2000000570	11/30/2012	74.50

Kentucky American Water Company  
Case No. 2012-00520  
Response to PSC DR1, Item 31

Account	Description	Doc Type	Document Number	Posting Date	Amount
88107000	CAP Move-CWIP	UZ	2000000570	11/30/2012	15.01
88107000	CAP Move-CWIP	UZ	2000000570	11/30/2012	(173.70)
88107000	CAP Move-CWIP	UZ	2000000570	11/30/2012	1,591.04
88107000	CAP Move-CWIP	UZ	2000000570	11/30/2012	(6.85)
88107000	CAP Move-CWIP	UZ	2000000572	11/30/2012	155.16
88107000	CAP Move-CWIP	UZ	2000000572	11/30/2012	155.51
88107000	CAP Move-CWIP	UZ	2000000572	11/30/2012	2,981.20
88107000	CAP Move-CWIP	UZ	2000000572	11/30/2012	(2.19)
88107000	CAP Move-CWIP	UZ	2000000572	11/30/2012	(393.64)
88107000	CAP Move-CWIP	UZ	2000000574	11/30/2012	(31.79)
88107000	CAP Move-CWIP	UZ	2000000574	11/30/2012	(8.53)
88107000	CAP Move-CWIP	UZ	2000000574	11/30/2012	2,640.46
88107000	CAP Move-CWIP	UZ	2000000581	11/30/2012	220.50
88107000	CAP Move-CWIP	UZ	2000000581	11/30/2012	23.43
88107000	CAP Move-CWIP	UZ	2000000581	11/30/2012	2,214.26
88107000	CAP Move-CWIP	UZ	2000000558	11/30/2012	191.35
88107000	CAP Move-CWIP	UZ	2000000558	11/30/2012	249.44
88107000	CAP Move-CWIP	UZ	2000000570	11/30/2012	(34.40)
88107000	CAP Move-CWIP	UZ	2000000570	11/30/2012	272.74
88107000	CAP Move-CWIP	UZ	2000000570	11/30/2012	(7.83)
88107000	CAP Move-CWIP	UZ	2000000570	11/30/2012	1,206.00
88107000	CAP Move-CWIP	UZ	2000000570	11/30/2012	99.96
88107000	CAP Move-CWIP	UZ	2000000570	11/30/2012	1,903.26
88107000	CAP Move-CWIP	UZ	2000000570	11/30/2012	26.77
88107000	CAP Move-CWIP	UZ	2000000570	11/30/2012	2,733.68
88107000	CAP Move-CWIP	UZ	2000000572	11/30/2012	1,639.40
88107000	CAP Move-CWIP	UZ	2000000572	11/30/2012	177.72
88107000	CAP Move-CWIP	UZ	2000000572	11/30/2012	(9.76)
88107000	CAP Move-CWIP	UZ	2000000572	11/30/2012	17.15
88107000	CAP Move-CWIP	UZ	2000000574	11/30/2012	108.40
88107000	CAP Move-CWIP	UZ	2000000574	11/30/2012	(2.50)
88107000	CAP Move-CWIP	UZ	2000000574	11/30/2012	(198.51)
88107000	CAP Move-CWIP	UZ	2000000581	11/30/2012	(449.88)
88107000	CAP Move-CWIP	UZ	2000000555	11/30/2012	80.58
88107000	CAP Move-CWIP	UZ	2000000558	11/30/2012	105.05
88107000	CAP Move-CWIP	UZ	2000000555	11/30/2012	134.01
88107000	CAP Move-CWIP	UZ	2000000558	11/30/2012	102.80
88107000	CAP Move-CWIP	UZ	2000000558	11/30/2012	22.61
88107000	CAP Move-CWIP	UZ	2000000558	11/30/2012	17.35
88107000	CAP Move-CWIP	UZ	2000000555	11/30/2012	86.02
88107000	CAP Move-CWIP	UZ	2000000558	11/30/2012	65.99
88107000	CAP Move-CWIP	UZ	2000000570	11/30/2012	260.19
88107000	CAP Move-CWIP	UZ	2000000570	11/30/2012	11.48
88107000	CAP Move-CWIP	UZ	2000000570	11/30/2012	28.08
88107000	CAP Move-CWIP	UZ	2000000570	11/30/2012	(0.63)
88107000	CAP Move-CWIP	UZ	2000000570	11/30/2012	4.29
88107000	CAP Move-CWIP	UZ	2000000570	11/30/2012	486.76
88107000	CAP Move-CWIP	UZ	2000000572	11/30/2012	(1.96)
88107000	CAP Move-CWIP	UZ	2000000572	11/30/2012	53.37
88107000	CAP Move-CWIP	UZ	2000000572	11/30/2012	(49.63)
88107000	CAP Move-CWIP	UZ	2000000574	11/30/2012	(2.45)
88107000	CAP Move-CWIP	UZ	2000000574	11/30/2012	16.75
88107000	CAP Move-CWIP	UZ	2000000574	11/30/2012	6.70
88107000	CAP Move-CWIP	UZ	2000000574	11/30/2012	482.30
88107000	CAP Move-CWIP	UZ	2000000581	11/30/2012	(112.47)
88107000	CAP Move-CWIP	UZ	2000000581	11/30/2012	44.43
88107000	CAP Move-CWIP	UZ	2000000555	11/30/2012	5.15
88107000	CAP Move-CWIP	UZ	2000000558	11/30/2012	3.95
88107000	CAP Move-CWIP	UZ	2000000555	11/30/2012	45.33
88107000	CAP Move-CWIP	UZ	2000000558	11/30/2012	34.78
88107000	CAP Move-CWIP	UZ	2000000555	11/30/2012	2,043.43
88107000	CAP Move-CWIP	UZ	2000000558	11/30/2012	2,663.76
88107000	CAP Move-CWIP	UZ	2000000572	11/30/2012	0.33
88107000	CAP Move-CWIP	UZ	2000000572	11/30/2012	94.63
88107000	CAP Move-CWIP	UZ	2000000574	11/30/2012	(121.35)
88107000	CAP Move-CWIP	UZ	2000000581	11/30/2012	16,484.97
88107000	CAP Move-CWIP	UZ	2000000558	11/30/2012	3,272.25
88107000	CAP Move-CWIP	UZ	2000000558	11/30/2012	2,510.22
88107000	CAP Move-CWIP	UZ	2000000570	11/30/2012	15,907.87
88107000	CAP Move-CWIP	UZ	2000000572	11/30/2012	(110.93)
88107000	CAP Move-CWIP	UZ	2000000574	11/30/2012	105.16
88107000	CAP Move-CWIP	UZ	2000000555	11/30/2012	18.98
88107000	CAP Move-CWIP	UZ	2000000558	11/30/2012	24.74
88107000	CAP Move-CWIP	UZ	2000000555	11/30/2012	78.06
88107000	CAP Move-CWIP	UZ	2000000555	11/30/2012	101.75
88107000	CAP Move-CWIP	UZ	2000000570	11/30/2012	744.64
88107000	CAP Move-CWIP	UZ	2000000570	11/30/2012	268.16

Kentucky American Water Company  
Case No. 2012-00520  
Response to PSC DR1, Item 31

Account	Description	Doc Type	Document Number	Posting Date	Amount
88107000	CAP Move-CWIP	UZ	2000000570	11/30/2012	9.79
88107000	CAP Move-CWIP	UZ	2000000570	11/30/2012	(3.22)
88107000	CAP Move-CWIP	UZ	2000000570	11/30/2012	13.82
88107000	CAP Move-CWIP	UZ	2000000570	11/30/2012	39.86
88107000	CAP Move-CWIP	UZ	2000000570	11/30/2012	(148.14)
88107000	CAP Move-CWIP	UZ	2000000572	11/30/2012	89.73
88107000	CAP Move-CWIP	UZ	2000000572	11/30/2012	(1.01)
88107000	CAP Move-CWIP	UZ	2000000574	11/30/2012	483.14
88107000	CAP Move-CWIP	UZ	2000000574	11/30/2012	(2.45)
88107000	CAP Move-CWIP	UZ	2000000574	11/30/2012	51.37
88107000	CAP Move-CWIP	UZ	2000000574	11/30/2012	32.05
88107000	CAP Move-CWIP	UZ	2000000574	11/30/2012	142.43
88107000	CAP Move-CWIP	UZ	2000000581	11/30/2012	25.36
88107000	CAP Move-CWIP	UZ	2000000581	11/30/2012	(49.63)
88107000	CAP Move-CWIP	UZ	2000000581	11/30/2012	(1.96)
88107000	CAP Move-CWIP	UZ	2000000558	11/30/2012	643.19
88107000	CAP Move-CWIP	UZ	2000000558	11/30/2012	493.40
88107000	CAP Move-CWIP	UZ	2000000555	11/30/2012	9.84
88107000	CAP Move-CWIP	UZ	2000000558	11/30/2012	12.83
88107000	CAP Move-CWIP	UZ	2000000555	11/30/2012	9.58
88107000	CAP Move-CWIP	UZ	2000000558	11/30/2012	7.35
88107000	CAP Move-CWIP	UZ	2000000555	11/30/2012	20.17
88107000	CAP Move-CWIP	UZ	2000000558	11/30/2012	15.48
88107000	CAP Move-CWIP	UZ	2000000555	11/30/2012	1,244.96
88107000	CAP Move-CWIP	UZ	2000000558	11/30/2012	1,622.90
88107000	CAP Move-CWIP	UZ	2000000572	11/30/2012	1,466.25
88107000	CAP Move-CWIP	UZ	2000000558	11/30/2012	203.74
88107000	CAP Move-CWIP	UZ	2000000558	11/30/2012	265.59
88107000	CAP Move-CWIP	UZ	2000000570	11/30/2012	0.52
88107000	CAP Move-CWIP	UZ	2000000572	11/30/2012	1.09
88107000	CAP Move-CWIP	UZ	2000000572	11/30/2012	(0.22)
88107000	CAP Move-CWIP	UZ	2000000572	11/30/2012	7.10
88107000	CAP Move-CWIP	UZ	2000000581	11/30/2012	0.65
88107000	CAP Move-CWIP	UZ	2000000570	11/30/2012	561.41
88107000	CAP Move-CWIP	UN	2000000588	11/30/2012	(561.41)
88107000	CAP Move-CWIP	UZ	2000000572	11/30/2012	1.17
88107000	CAP Move-CWIP	UZ	2000000574	11/30/2012	(21.46)
88107000	CAP Move-CWIP	UZ	2000000581	11/30/2012	(3.79)
88107000	CAP Move-CWIP	UN	2000000588	11/30/2012	24.08
88107000	CAP Move-CWIP	UZ	2000000572	11/30/2012	3.36
88107000	CAP Move-CWIP	UN	2000000588	11/30/2012	(3.36)
88107000	CAP Move-CWIP	UZ	2000000570	11/30/2012	(1.25)
88107000	CAP Move-CWIP	UZ	2000000570	11/30/2012	(0.15)
88107000	CAP Move-CWIP	UZ	2000000570	11/30/2012	(0.05)
88107000	CAP Move-CWIP	UZ	2000000570	11/30/2012	1.03
88107000	CAP Move-CWIP	UZ	2000000570	11/30/2012	3.52
88107000	CAP Move-CWIP	UZ	2000000570	11/30/2012	30.24
88107000	CAP Move-CWIP	UZ	2000000570	11/30/2012	(0.24)
88107000	CAP Move-CWIP	UZ	2000000570	11/30/2012	39.52
88107000	CAP Move-CWIP	UZ	2000000572	11/30/2012	35.88
88107000	CAP Move-CWIP	UZ	2000000572	11/30/2012	6.04
88107000	CAP Move-CWIP	UZ	2000000572	11/30/2012	10.38
88107000	CAP Move-CWIP	UZ	2000000572	11/30/2012	22.84
88107000	CAP Move-CWIP	UZ	2000000572	11/30/2012	30.15
88107000	CAP Move-CWIP	UZ	2000000572	11/30/2012	(0.67)
88107000	CAP Move-CWIP	UZ	2000000572	11/30/2012	(10.79)
88107000	CAP Move-CWIP	UZ	2000000574	11/30/2012	(0.03)
88107000	CAP Move-CWIP	UZ	2000000574	11/30/2012	(0.46)
88107000	CAP Move-CWIP	UZ	2000000574	11/30/2012	25.82
88107000	CAP Move-CWIP	UZ	2000000581	11/30/2012	323.11
88107000	CAP Move-CWIP	UN	2000000588	11/30/2012	(514.89)
88107000	CAP Move-CWIP	UZ	2000000570	11/30/2012	108.95
88107000	CAP Move-CWIP	UZ	2000000570	11/30/2012	0.91
88107000	CAP Move-CWIP	UZ	2000000570	11/30/2012	5.08
88107000	CAP Move-CWIP	UZ	2000000570	11/30/2012	(0.81)
88107000	CAP Move-CWIP	UZ	2000000570	11/30/2012	(0.49)
88107000	CAP Move-CWIP	UZ	2000000570	11/30/2012	16.47
88107000	CAP Move-CWIP	UZ	2000000570	11/30/2012	0.04
88107000	CAP Move-CWIP	UZ	2000000572	11/30/2012	10.10
88107000	CAP Move-CWIP	UZ	2000000572	11/30/2012	(2.57)
88107000	CAP Move-CWIP	UZ	2000000572	11/30/2012	(0.11)
88107000	CAP Move-CWIP	UZ	2000000572	11/30/2012	(0.45)
88107000	CAP Move-CWIP	UZ	2000000572	11/30/2012	1.31
88107000	CAP Move-CWIP	UZ	2000000574	11/30/2012	7.92
88107000	CAP Move-CWIP	UZ	2000000574	11/30/2012	12.71
88107000	CAP Move-CWIP	UZ	2000000574	11/30/2012	(5.93)
88107000	CAP Move-CWIP	UZ	2000000574	11/30/2012	(10.07)

Kentucky American Water Company  
Case No. 2012-00520  
Response to PSC DR1, Item 31

Account	Description	Doc Type	Document Number	Posting Date	Amount
88107000	CAP Move-CWIP	UZ	2000000574	11/30/2012	(1.85)
88107000	CAP Move-CWIP	UZ	2000000574	11/30/2012	7.02
88107000	CAP Move-CWIP	UZ	2000000574	11/30/2012	2.06
88107000	CAP Move-CWIP	UZ	2000000581	11/30/2012	(1.30)
88107000	CAP Move-CWIP	UN	2000000588	11/30/2012	(148.99)
88107000	CAP Move-CWIP	UZ	2000000558	11/30/2012	7.75
88107000	CAP Move-CWIP	UZ	2000000558	11/30/2012	10.10
88107000	CAP Move-CWIP	UZ	2000000570	11/30/2012	(3.73)
88107000	CAP Move-CWIP	UZ	2000000570	11/30/2012	(1.27)
88107000	CAP Move-CWIP	UZ	2000000572	11/30/2012	(11.60)
88107000	CAP Move-CWIP	UZ	2000000572	11/30/2012	(50.98)
88107000	CAP Move-CWIP	UZ	2000000574	11/30/2012	5.48
88107000	CAP Move-CWIP	UZ	2000000555	11/30/2012	10.11
88107000	CAP Move-CWIP	UZ	2000000555	11/30/2012	13.18
88107000	CAP Move-CWIP	UZ	2000000570	11/30/2012	(564.17)
88107000	CAP Move-CWIP	UZ	2000000570	11/30/2012	(5.99)
88107000	CAP Move-CWIP	UZ	2000000570	11/30/2012	(115.96)
88107000	CAP Move-CWIP	UZ	2000000572	11/30/2012	(1.65)
88107000	CAP Move-CWIP	UZ	2000000574	11/30/2012	(41.45)
88107000	CAP Move-CWIP	UZ	2000000555	11/30/2012	12.69
88107000	CAP Move-CWIP	UZ	2000000558	11/30/2012	9.73
88107000	CAP Move-CWIP	UZ	2000000555	11/30/2012	12.01
88107000	CAP Move-CWIP	UZ	2000000555	11/30/2012	15.65
88107000	CAP Move-CWIP	UZ	2000000581	11/30/2012	(67.08)
88107000	CAP Move-CWIP	UZ	2000000555	11/30/2012	23.54
88107000	CAP Move-CWIP	UZ	2000000558	11/30/2012	30.68
88107000	CAP Move-CWIP	UZ	2000000555	11/30/2012	404.73
88107000	CAP Move-CWIP	UZ	2000000558	11/30/2012	527.60
88107000	CAP Move-CWIP	UZ	2000000572	11/30/2012	(71.01)
88107000	CAP Move-CWIP	UZ	2000000574	11/30/2012	2,500.65
88107000	CAP Move-CWIP	UZ	2000000555	11/30/2012	3.53
88107000	CAP Move-CWIP	UZ	2000000555	11/30/2012	2.71
88107000	CAP Move-CWIP	UZ	2000000558	11/30/2012	1.74
88107000	CAP Move-CWIP	UZ	2000000558	11/30/2012	1.34
88107000	CAP Move-CWIP	UZ	2000000555	11/30/2012	0.01
88107000	CAP Move-CWIP	UZ	2000000558	11/30/2012	0.01
88107000	CAP Move-CWIP	UZ	2000000558	11/30/2012	2.11
88107000	CAP Move-CWIP	UZ	2000000558	11/30/2012	2.76
88107000	CAP Move-CWIP	UZ	2000000574	11/30/2012	(12.08)
88107000	CAP Move-CWIP	UZ	2000000572	11/30/2012	(0.95)
88107000	CAP Move-CWIP	UN	2000000588	11/30/2012	0.95
88107000	CAP Move-CWIP	UZ	2000000555	11/30/2012	2.05
88107000	CAP Move-CWIP	UZ	2000000558	11/30/2012	2.67
88107000	CAP Move-CWIP	UZ	2000000555	11/30/2012	7.88
88107000	CAP Move-CWIP	UZ	2000000558	11/30/2012	10.28
88107000	CAP Move-CWIP	UZ	2000000570	11/30/2012	8.33
88107000	CAP Move-CWIP	UZ	2000000570	11/30/2012	0.08
88107000	CAP Move-CWIP	UZ	2000000570	11/30/2012	(0.28)
88107000	CAP Move-CWIP	UZ	2000000570	11/30/2012	(1.40)
88107000	CAP Move-CWIP	UZ	2000000570	11/30/2012	(1.40)
88107000	CAP Move-CWIP	UZ	2000000570	11/30/2012	6.96
88107000	CAP Move-CWIP	UZ	2000000572	11/30/2012	(1.69)
88107000	CAP Move-CWIP	UZ	2000000572	11/30/2012	94.34
88107000	CAP Move-CWIP	UZ	2000000581	11/30/2012	6.44
88107000	CAP Move-CWIP	UZ	2000000581	11/30/2012	(22.06)
88107000	CAP Move-CWIP	UN	2000000588	11/30/2012	(89.32)
88107000	CAP Move-CWIP	UZ	2000000555	11/30/2012	1.36
88107000	CAP Move-CWIP	UZ	2000000558	11/30/2012	1.77
88107000	CAP Move-CWIP	UZ	2000000574	11/30/2012	4.02
88107000	CAP Move-CWIP	UN	2000000588	11/30/2012	(4.02)
88107000	CAP Move-CWIP	UZ	2000000558	11/30/2012	19.61
88107000	CAP Move-CWIP	UZ	2000000558	11/30/2012	15.04
88107000	CAP Move-CWIP	UZ	2000000570	11/30/2012	22.97
88107000	CAP Move-CWIP	UZ	2000000570	11/30/2012	33.33
88107000	CAP Move-CWIP	UZ	2000000570	11/30/2012	(37.22)
88107000	CAP Move-CWIP	UZ	2000000570	11/30/2012	(0.47)
88107000	CAP Move-CWIP	UZ	2000000570	11/30/2012	20.24
88107000	CAP Move-CWIP	UZ	2000000572	11/30/2012	3.22
88107000	CAP Move-CWIP	UZ	2000000572	11/30/2012	(1.47)
88107000	CAP Move-CWIP	UZ	2000000572	11/30/2012	53.28
88107000	CAP Move-CWIP	UZ	2000000572	11/30/2012	17.66
88107000	CAP Move-CWIP	UZ	2000000572	11/30/2012	342.91
88107000	CAP Move-CWIP	UZ	2000000572	11/30/2012	1,182.82
88107000	CAP Move-CWIP	UZ	2000000574	11/30/2012	(1.83)
88107000	CAP Move-CWIP	UZ	2000000574	11/30/2012	(84.35)
88107000	CAP Move-CWIP	UZ	2000000581	11/30/2012	17.91
88107000	CAP Move-CWIP	UZ	2000000581	11/30/2012	5.02

Kentucky American Water Company  
Case No. 2012-00520  
Response to PSC DR1, Item 31

Account	Description	Doc Type	Document Number	Posting Date	Amount
88107000	CAP Move-CWIP	UZ	2000000570	11/30/2012	0.04
88107000	CAP Move-CWIP	UZ	2000000570	11/30/2012	13.18
88107000	CAP Move-CWIP	UZ	2000000572	11/30/2012	1.29
88107000	CAP Move-CWIP	UZ	2000000574	11/30/2012	9.45
88107000	CAP Move-CWIP	UZ	2000000581	11/30/2012	0.25
88107000	CAP Move-CWIP	UN	2000000588	11/30/2012	(24.21)
88107000	CAP Move-CWIP	UZ	2000000570	11/30/2012	(5.87)
88107000	CAP Move-CWIP	UZ	2000000570	11/30/2012	(148.88)
88107000	CAP Move-CWIP	UZ	2000000570	11/30/2012	70.66
88107000	CAP Move-CWIP	UZ	2000000570	11/30/2012	21.89
88107000	CAP Move-CWIP	UZ	2000000572	11/30/2012	39.29
88107000	CAP Move-CWIP	UZ	2000000572	11/30/2012	50.68
88107000	CAP Move-CWIP	UZ	2000000572	11/30/2012	(7.32)
88107000	CAP Move-CWIP	UZ	2000000572	11/30/2012	70.94
88107000	CAP Move-CWIP	UZ	2000000572	11/30/2012	20.08
88107000	CAP Move-CWIP	UZ	2000000572	11/30/2012	12.86
88107000	CAP Move-CWIP	UZ	2000000574	11/30/2012	(339.82)
88107000	CAP Move-CWIP	UZ	2000000574	11/30/2012	(1.88)
88107000	CAP Move-CWIP	UZ	2000000581	11/30/2012	133.30
88107000	CAP Move-CWIP	UZ	2000000581	11/30/2012	1,451.13
88107000	CAP Move-CWIP	UN	2000000588	11/30/2012	(1,367.06)
88107000	CAP Move-CWIP	UZ	2000000570	11/30/2012	1.99
88107000	CAP Move-CWIP	UZ	2000000570	11/30/2012	5.89
88107000	CAP Move-CWIP	UZ	2000000572	11/30/2012	10.72
88107000	CAP Move-CWIP	UZ	2000000572	11/30/2012	127.98
88107000	CAP Move-CWIP	UZ	2000000572	11/30/2012	(0.49)
88107000	CAP Move-CWIP	UZ	2000000572	11/30/2012	(0.61)
88107000	CAP Move-CWIP	UZ	2000000572	11/30/2012	(30.05)
88107000	CAP Move-CWIP	UZ	2000000572	11/30/2012	(0.16)
88107000	CAP Move-CWIP	UZ	2000000572	11/30/2012	11.83
88107000	CAP Move-CWIP	UZ	2000000574	11/30/2012	3.27
88107000	CAP Move-CWIP	UZ	2000000581	11/30/2012	11.11
88107000	CAP Move-CWIP	UZ	2000000581	11/30/2012	(12.41)
88107000	CAP Move-CWIP	UZ	2000000581	11/30/2012	1.07
88107000	CAP Move-CWIP	UZ	2000000581	11/30/2012	1.67
88107000	CAP Move-CWIP	UN	2000000588	11/30/2012	(131.81)
88107000	CAP Move-CWIP	UZ	2000000570	11/30/2012	(0.98)
88107000	CAP Move-CWIP	UZ	2000000570	11/30/2012	(0.31)
88107000	CAP Move-CWIP	UZ	2000000570	11/30/2012	(58.15)
88107000	CAP Move-CWIP	UZ	2000000570	11/30/2012	(24.81)
88107000	CAP Move-CWIP	UZ	2000000570	11/30/2012	3.34
88107000	CAP Move-CWIP	UZ	2000000570	11/30/2012	215.17
88107000	CAP Move-CWIP	UZ	2000000572	11/30/2012	2.14
88107000	CAP Move-CWIP	UZ	2000000572	11/30/2012	11.77
88107000	CAP Move-CWIP	UZ	2000000572	11/30/2012	6.55
88107000	CAP Move-CWIP	UZ	2000000572	11/30/2012	20.29
88107000	CAP Move-CWIP	UZ	2000000574	11/30/2012	(1.21)
88107000	CAP Move-CWIP	UZ	2000000574	11/30/2012	22.22
88107000	CAP Move-CWIP	UZ	2000000574	11/30/2012	3.40
88107000	CAP Move-CWIP	UZ	2000000581	11/30/2012	19.31
88107000	CAP Move-CWIP	UN	2000000588	11/30/2012	(218.73)
88107000	CAP Move-CWIP	UZ	2000000572	11/30/2012	(32.35)
88107000	CAP Move-CWIP	UZ	2000000572	11/30/2012	22.04
88107000	CAP Move-CWIP	UZ	2000000572	11/30/2012	(2.43)
88107000	CAP Move-CWIP	UZ	2000000572	11/30/2012	(5.81)
88107000	CAP Move-CWIP	UZ	2000000574	11/30/2012	3.10
88107000	CAP Move-CWIP	UZ	2000000581	11/30/2012	2.28
88107000	CAP Move-CWIP	UN	2000000588	11/30/2012	13.17
88107000	CAP Move-CWIP	UZ	2000000570	11/30/2012	30.76
88107000	CAP Move-CWIP	UN	2000000588	11/30/2012	(30.76)
88107000	CAP Move-CWIP	UZ	2000000572	11/30/2012	(18.90)
88107000	CAP Move-CWIP	UZ	2000000572	11/30/2012	(1.43)
88107000	CAP Move-CWIP	UZ	2000000572	11/30/2012	(1.45)
88107000	CAP Move-CWIP	UZ	2000000574	11/30/2012	30.77
88107000	CAP Move-CWIP	UZ	2000000581	11/30/2012	(1.02)
88107000	CAP Move-CWIP	UZ	2000000581	11/30/2012	(2.79)
88107000	CAP Move-CWIP	UN	2000000588	11/30/2012	(5.18)
88107000	CAP Move-CWIP	UZ	2000000574	11/30/2012	97.35
88107000	CAP Move-CWIP	UN	2000000588	11/30/2012	(97.35)
88107000	CAP Move-CWIP	UZ	2000000570	11/30/2012	97.91
88107000	CAP Move-CWIP	UN	2000000588	11/30/2012	(97.91)
88107000	CAP Move-CWIP	UZ	2000000570	11/30/2012	1,562.48
88107000	CAP Move-CWIP	UZ	2000000572	11/30/2012	97.82
88107000	CAP Move-CWIP	UN	2000000588	11/30/2012	(1,660.30)
88107000	CAP Move-CWIP	UZ	2000000570	11/30/2012	33.59
88107000	CAP Move-CWIP	UZ	2000000573	11/30/2012	1.88
88107000	CAP Move-CWIP	UN	2000000588	11/30/2012	(35.47)

Kentucky American Water Company  
Case No. 2012-00520  
Response to PSC DR1, Item 31

Account	Description	Doc Type	Document Number	Posting Date	Amount
88107000	CAP Move-CWIP	UZ	2000000570	11/30/2012	32.99
88107000	CAP Move-CWIP	UZ	2000000574	11/30/2012	1.88
88107000	CAP Move-CWIP	UN	2000000588	11/30/2012	(34.87)
88107000	CAP Move-CWIP	UZ	2000000570	11/30/2012	39.51
88107000	CAP Move-CWIP	UZ	2000000574	11/30/2012	1.88
88107000	CAP Move-CWIP	UN	2000000588	11/30/2012	(41.39)
88107000	CAP Move-CWIP	UZ	2000000581	11/30/2012	92.39
88107000	CAP Move-CWIP	UN	2000000588	11/30/2012	(92.39)
88107000	CAP Move-CWIP	UZ	2000000574	11/30/2012	67.88
88107000	CAP Move-CWIP	UN	2000000588	11/30/2012	(67.88)
88107000	CAP Move-CWIP	UZ	2000000574	11/30/2012	90.65
88107000	CAP Move-CWIP	UN	2000000588	11/30/2012	(90.65)
88107000	CAP Move-CWIP	UZ	2000000570	11/30/2012	9.14
88107000	CAP Move-CWIP	UZ	2000000570	11/30/2012	80.06
88107000	CAP Move-CWIP	UZ	2000000570	11/30/2012	4.05
88107000	CAP Move-CWIP	UZ	2000000572	11/30/2012	(38.04)
88107000	CAP Move-CWIP	UZ	2000000574	11/30/2012	2.91
88107000	CAP Move-CWIP	UZ	2000000574	11/30/2012	29.89
88107000	CAP Move-CWIP	UZ	2000000574	11/30/2012	0.73
88107000	CAP Move-CWIP	UN	2000000588	11/30/2012	(88.74)
88107000	CAP Move-CWIP	UZ	2000000570	11/30/2012	(0.20)
88107000	CAP Move-CWIP	UZ	2000000570	11/30/2012	85.43
88107000	CAP Move-CWIP	UZ	2000000570	11/30/2012	3.46
88107000	CAP Move-CWIP	UZ	2000000570	11/30/2012	(38.00)
88107000	CAP Move-CWIP	UZ	2000000570	11/30/2012	26.41
88107000	CAP Move-CWIP	UZ	2000000572	11/30/2012	0.49
88107000	CAP Move-CWIP	UZ	2000000581	11/30/2012	2.61
88107000	CAP Move-CWIP	UN	2000000588	11/30/2012	(80.20)
88107000	CAP Move-CWIP	UZ	2000000570	11/30/2012	4.04
88107000	CAP Move-CWIP	UZ	2000000570	11/30/2012	29.85
88107000	CAP Move-CWIP	UZ	2000000572	11/30/2012	118.20
88107000	CAP Move-CWIP	UZ	2000000572	11/30/2012	(38.04)
88107000	CAP Move-CWIP	UZ	2000000572	11/30/2012	0.73
88107000	CAP Move-CWIP	UZ	2000000581	11/30/2012	2.91
88107000	CAP Move-CWIP	UN	2000000588	11/30/2012	(117.69)
88107000	CAP Move-CWIP	UZ	2000000570	11/30/2012	(0.08)
88107000	CAP Move-CWIP	UZ	2000000570	11/30/2012	0.30
88107000	CAP Move-CWIP	UZ	2000000572	11/30/2012	0.35
88107000	CAP Move-CWIP	UZ	2000000572	11/30/2012	22.36
88107000	CAP Move-CWIP	UZ	2000000572	11/30/2012	2.65
88107000	CAP Move-CWIP	UZ	2000000574	11/30/2012	2.05
88107000	CAP Move-CWIP	UN	2000000588	11/30/2012	(27.63)
88107000	CAP Move-CWIP	UZ	2000000555	11/30/2012	7.76
88107000	CAP Move-CWIP	UZ	2000000558	11/30/2012	10.12
88107000	CAP Move-CWIP	UZ	2000000570	11/30/2012	2.35
88107000	CAP Move-CWIP	UZ	2000000570	11/30/2012	26.89
88107000	CAP Move-CWIP	UZ	2000000570	11/30/2012	1.89
88107000	CAP Move-CWIP	UZ	2000000570	11/30/2012	(0.28)
88107000	CAP Move-CWIP	UZ	2000000572	11/30/2012	3.70
88107000	CAP Move-CWIP	UZ	2000000572	11/30/2012	0.33
88107000	CAP Move-CWIP	UZ	2000000574	11/30/2012	79.77
88107000	CAP Move-CWIP	UZ	2000000570	11/30/2012	(1.86)
88107000	CAP Move-CWIP	UZ	2000000570	11/30/2012	3.67
88107000	CAP Move-CWIP	UZ	2000000570	11/30/2012	(12.88)
88107000	CAP Move-CWIP	UZ	2000000570	11/30/2012	18.51
88107000	CAP Move-CWIP	UZ	2000000570	11/30/2012	18.06
88107000	CAP Move-CWIP	UZ	2000000570	11/30/2012	376.87
88107000	CAP Move-CWIP	UZ	2000000570	11/30/2012	(0.10)
88107000	CAP Move-CWIP	UZ	2000000570	11/30/2012	(2.73)
88107000	CAP Move-CWIP	UZ	2000000572	11/30/2012	(1.47)
88107000	CAP Move-CWIP	UZ	2000000572	11/30/2012	(0.01)
88107000	CAP Move-CWIP	UZ	2000000572	11/30/2012	2.66
88107000	CAP Move-CWIP	UZ	2000000572	11/30/2012	13.35
88107000	CAP Move-CWIP	UZ	2000000572	11/30/2012	19.58
88107000	CAP Move-CWIP	UZ	2000000572	11/30/2012	(84.73)
88107000	CAP Move-CWIP	UZ	2000000572	11/30/2012	3.33
88107000	CAP Move-CWIP	UZ	2000000572	11/30/2012	2,119.81
88107000	CAP Move-CWIP	UZ	2000000574	11/30/2012	(37.22)
88107000	CAP Move-CWIP	UZ	2000000574	11/30/2012	(0.09)
88107000	CAP Move-CWIP	UZ	2000000574	11/30/2012	5.28
88107000	CAP Move-CWIP	UZ	2000000574	11/30/2012	36.25
88107000	CAP Move-CWIP	UZ	2000000581	11/30/2012	(1.71)
88107000	CAP Move-CWIP	UN	2000000588	11/30/2012	(2,474.57)
88107000	CAP Move-CWIP	UZ	2000000570	11/30/2012	3.55
88107000	CAP Move-CWIP	UZ	2000000570	11/30/2012	(26.67)
88107000	CAP Move-CWIP	UZ	2000000572	11/30/2012	98.75
88107000	CAP Move-CWIP	UZ	2000000572	11/30/2012	0.03

Kentucky American Water Company  
Case No. 2012-00520  
Response to PSC DR1, Item 31

Account	Description	Doc Type	Document Number	Posting Date	Amount
88107000	CAP Move-CWIP	UZ	2000000572	11/30/2012	(1.94)
88107000	CAP Move-CWIP	UZ	2000000572	11/30/2012	0.25
88107000	CAP Move-CWIP	UZ	2000000574	11/30/2012	4.71
88107000	CAP Move-CWIP	UN	2000000588	11/30/2012	(78.68)
88107000	CAP Move-CWIP	UZ	2000000570	11/30/2012	9.82
88107000	CAP Move-CWIP	UZ	2000000570	11/30/2012	18.04
88107000	CAP Move-CWIP	UZ	2000000570	11/30/2012	214.17
88107000	CAP Move-CWIP	UZ	2000000570	11/30/2012	(0.47)
88107000	CAP Move-CWIP	UZ	2000000570	11/30/2012	50.17
88107000	CAP Move-CWIP	UZ	2000000570	11/30/2012	22.87
88107000	CAP Move-CWIP	UZ	2000000572	11/30/2012	(1.47)
88107000	CAP Move-CWIP	UZ	2000000572	11/30/2012	33.33
88107000	CAP Move-CWIP	UZ	2000000572	11/30/2012	366.35
88107000	CAP Move-CWIP	UZ	2000000572	11/30/2012	(1.83)
88107000	CAP Move-CWIP	UZ	2000000572	11/30/2012	5.02
88107000	CAP Move-CWIP	UZ	2000000574	11/30/2012	(84.35)
88107000	CAP Move-CWIP	UZ	2000000581	11/30/2012	(37.22)
88107000	CAP Move-CWIP	UZ	2000000581	11/30/2012	26.47
88107000	CAP Move-CWIP	UZ	2000000581	11/30/2012	3.22
88107000	CAP Move-CWIP	UN	2000000588	11/30/2012	(624.12)
88107000	CAP Move-CWIP	UZ	2000000572	11/30/2012	(0.27)
88107000	CAP Move-CWIP	UN	2000000588	11/30/2012	0.27
88107000	CAP Move-CWIP	UZ	2000000570	11/30/2012	26.15
88107000	CAP Move-CWIP	UZ	2000000570	11/30/2012	6.70
88107000	CAP Move-CWIP	UZ	2000000570	11/30/2012	13.10
88107000	CAP Move-CWIP	UZ	2000000572	11/30/2012	56.26
88107000	CAP Move-CWIP	UZ	2000000572	11/30/2012	(2.45)
88107000	CAP Move-CWIP	UZ	2000000572	11/30/2012	25.93
88107000	CAP Move-CWIP	UZ	2000000572	11/30/2012	(1.96)
88107000	CAP Move-CWIP	UZ	2000000572	11/30/2012	56.00
88107000	CAP Move-CWIP	UZ	2000000572	11/30/2012	53.24
88107000	CAP Move-CWIP	UZ	2000000574	11/30/2012	4.29
88107000	CAP Move-CWIP	UZ	2000000574	11/30/2012	(0.63)
88107000	CAP Move-CWIP	UZ	2000000574	11/30/2012	(49.63)
88107000	CAP Move-CWIP	UZ	2000000581	11/30/2012	433.73
88107000	CAP Move-CWIP	UZ	2000000581	11/30/2012	(112.47)
88107000	CAP Move-CWIP	UZ	2000000581	11/30/2012	44.43
88107000	CAP Move-CWIP	UN	2000000588	11/30/2012	(552.69)
88107000	CAP Move-CWIP	UZ	2000000572	11/30/2012	(0.27)
88107000	CAP Move-CWIP	UN	2000000588	11/30/2012	0.27
88107000	CAP Move-CWIP	UZ	2000000570	11/30/2012	(5.50)
88107000	CAP Move-CWIP	UZ	2000000574	11/30/2012	4.65
88107000	CAP Move-CWIP	UN	2000000588	11/30/2012	0.85
88107000	CAP Move-CWIP	UZ	2000000558	11/30/2012	195.67
88107000	CAP Move-CWIP	UZ	2000000558	11/30/2012	255.07
88107000	CAP Move-CWIP	UZ	2000000570	11/30/2012	1,226.11
88107000	CAP Move-CWIP	UZ	2000000570	11/30/2012	100.74
88107000	CAP Move-CWIP	UZ	2000000570	11/30/2012	41.69
88107000	CAP Move-CWIP	UZ	2000000570	11/30/2012	(6.11)
88107000	CAP Move-CWIP	UZ	2000000570	11/30/2012	(281.17)
88107000	CAP Move-CWIP	UZ	2000000572	11/30/2012	111.08
88107000	CAP Move-CWIP	UZ	2000000572	11/30/2012	10.72
88107000	CAP Move-CWIP	UZ	2000000572	11/30/2012	(4.89)
88107000	CAP Move-CWIP	UZ	2000000572	11/30/2012	888.93
88107000	CAP Move-CWIP	UZ	2000000572	11/30/2012	(124.07)
88107000	CAP Move-CWIP	UZ	2000000572	11/30/2012	(1.56)
88107000	CAP Move-CWIP	UZ	2000000572	11/30/2012	16.73
88107000	CAP Move-CWIP	UZ	2000000572	11/30/2012	67.99
88107000	CAP Move-CWIP	UZ	2000000572	11/30/2012	155.16
88107000	CAP Move-CWIP	UZ	2000000574	11/30/2012	116.37
88107000	CAP Move-CWIP	UZ	2000000558	11/30/2012	41.69
88107000	CAP Move-CWIP	UZ	2000000558	11/30/2012	31.98
88107000	CAP Move-CWIP	UZ	2000000570	11/30/2012	11.77
88107000	CAP Move-CWIP	UZ	2000000570	11/30/2012	(1.21)
88107000	CAP Move-CWIP	UZ	2000000570	11/30/2012	(0.98)
88107000	CAP Move-CWIP	UZ	2000000570	11/30/2012	6.55
88107000	CAP Move-CWIP	UZ	2000000572	11/30/2012	22.22
88107000	CAP Move-CWIP	UZ	2000000572	11/30/2012	(61.56)
88107000	CAP Move-CWIP	UZ	2000000572	11/30/2012	2.14
88107000	CAP Move-CWIP	UZ	2000000572	11/30/2012	36.61
88107000	CAP Move-CWIP	UZ	2000000572	11/30/2012	26.31
88107000	CAP Move-CWIP	UZ	2000000574	11/30/2012	(0.31)
88107000	CAP Move-CWIP	UZ	2000000574	11/30/2012	(24.81)
88107000	CAP Move-CWIP	UZ	2000000574	11/30/2012	222.31
88107000	CAP Move-CWIP	UZ	2000000574	11/30/2012	3.34
88107000	CAP Move-CWIP	UZ	2000000581	11/30/2012	11.19
88107000	CAP Move-CWIP	UZ	2000000558	11/30/2012	55.93

Kentucky American Water Company  
Case No. 2012-00520  
Response to PSC DR1, Item 31

Account	Description	Doc Type	Document Number	Posting Date	Amount
88107000	CAP Move-CWIP	UZ	200000558	11/30/2012	72.91
88107000	CAP Move-CWIP	UZ	200000570	11/30/2012	(18.84)
88107000	CAP Move-CWIP	UZ	200000572	11/30/2012	(570.82)
88107000	CAP Move-CWIP	UZ	200000572	11/30/2012	(10.19)
88107000	CAP Move-CWIP	UZ	200000572	11/30/2012	9.79
88107000	CAP Move-CWIP	UZ	200000574	11/30/2012	2.67
88107000	CAP Move-CWIP	UZ	200000574	11/30/2012	15.49
88107000	CAP Move-CWIP	UZ	200000555	11/30/2012	84.46
88107000	CAP Move-CWIP	UZ	200000558	11/30/2012	110.10
88107000	CAP Move-CWIP	UZ	200000570	11/30/2012	1.83
88107000	CAP Move-CWIP	UZ	200000570	11/30/2012	10.65
88107000	CAP Move-CWIP	UZ	200000570	11/30/2012	6.73
88107000	CAP Move-CWIP	UZ	200000572	11/30/2012	(10.19)
88107000	CAP Move-CWIP	UZ	200000581	11/30/2012	(77.10)
88107000	CAP Move-CWIP	UZ	200000581	11/30/2012	(811.83)
88107000	CAP Move-CWIP	UZ	200000558	11/30/2012	232.35
88107000	CAP Move-CWIP	UZ	200000558	11/30/2012	302.89
88107000	CAP Move-CWIP	UZ	200000570	11/30/2012	17.78
88107000	CAP Move-CWIP	UZ	200000570	11/30/2012	(1.47)
88107000	CAP Move-CWIP	UZ	200000570	11/30/2012	3.22
88107000	CAP Move-CWIP	UZ	200000570	11/30/2012	(1.83)
88107000	CAP Move-CWIP	UZ	200000570	11/30/2012	5.02
88107000	CAP Move-CWIP	UZ	200000570	11/30/2012	(0.47)
88107000	CAP Move-CWIP	UZ	200000570	11/30/2012	309.84
88107000	CAP Move-CWIP	UZ	200000572	11/30/2012	18.94
88107000	CAP Move-CWIP	UZ	200000572	11/30/2012	33.33
88107000	CAP Move-CWIP	UZ	200000572	11/30/2012	(84.35)
88107000	CAP Move-CWIP	UZ	200000572	11/30/2012	3,750.15
88107000	CAP Move-CWIP	UZ	200000572	11/30/2012	339.13
88107000	CAP Move-CWIP	UZ	200000574	11/30/2012	372.13
88107000	CAP Move-CWIP	UZ	200000581	11/30/2012	(37.22)
88107000	CAP Move-CWIP	UZ	200000581	11/30/2012	55.99
88107000	CAP Move-CWIP	UZ	200000555	11/30/2012	177.77
88107000	CAP Move-CWIP	UZ	200000558	11/30/2012	231.74
88107000	CAP Move-CWIP	UZ	200000570	11/30/2012	64.09
88107000	CAP Move-CWIP	UZ	200000570	11/30/2012	4,682.59
88107000	CAP Move-CWIP	UZ	200000570	11/30/2012	17.66
88107000	CAP Move-CWIP	UZ	200000570	11/30/2012	350.34
88107000	CAP Move-CWIP	UZ	200000570	11/30/2012	28.97
88107000	CAP Move-CWIP	UZ	200000570	11/30/2012	(37.22)
88107000	CAP Move-CWIP	UZ	200000570	11/30/2012	(1.47)
88107000	CAP Move-CWIP	UZ	200000572	11/30/2012	3.22
88107000	CAP Move-CWIP	UZ	200000572	11/30/2012	5.02
88107000	CAP Move-CWIP	UZ	200000574	11/30/2012	(1.83)
88107000	CAP Move-CWIP	UZ	200000574	11/30/2012	(93.86)
88107000	CAP Move-CWIP	UZ	200000581	11/30/2012	(0.47)
88107000	CAP Move-CWIP	UZ	200000581	11/30/2012	19.73
88107000	CAP Move-CWIP	UZ	200000581	11/30/2012	33.33
88107000	CAP Move-CWIP	UZ	200000555	11/30/2012	112.55
88107000	CAP Move-CWIP	UZ	200000558	11/30/2012	86.34
88107000	CAP Move-CWIP	UZ	200000570	11/30/2012	302.83
88107000	CAP Move-CWIP	UZ	200000570	11/30/2012	146.64
88107000	CAP Move-CWIP	UZ	200000570	11/30/2012	15.01
88107000	CAP Move-CWIP	UZ	200000570	11/30/2012	40.86
88107000	CAP Move-CWIP	UZ	200000570	11/30/2012	(46.70)
88107000	CAP Move-CWIP	UZ	200000570	11/30/2012	5.24
88107000	CAP Move-CWIP	UZ	200000572	11/30/2012	(99.26)
88107000	CAP Move-CWIP	UZ	200000572	11/30/2012	(0.98)
88107000	CAP Move-CWIP	UZ	200000572	11/30/2012	95.34
88107000	CAP Move-CWIP	UZ	200000572	11/30/2012	(3.91)
88107000	CAP Move-CWIP	UZ	200000572	11/30/2012	(227.81)
88107000	CAP Move-CWIP	UZ	200000572	11/30/2012	62.53
88107000	CAP Move-CWIP	UZ	200000572	11/30/2012	126.35
88107000	CAP Move-CWIP	UZ	200000572	11/30/2012	(8.25)
88107000	CAP Move-CWIP	UZ	200000574	11/30/2012	(0.60)
88107000	CAP Move-CWIP	UZ	200000574	11/30/2012	1,045.42
88107000	CAP Move-CWIP	UZ	200000574	11/30/2012	119.81
88107000	CAP Move-CWIP	UZ	200000574	11/30/2012	(2.42)
88107000	CAP Move-CWIP	UZ	200000581	11/30/2012	32.98
88107000	CAP Move-CWIP	UZ	200000581	11/30/2012	(5.38)
88107000	CAP Move-CWIP	UZ	200000555	11/30/2012	0.17
88107000	CAP Move-CWIP	UZ	200000555	11/30/2012	0.22
88107000	CAP Move-CWIP	UZ	200000555	11/30/2012	133.30
88107000	CAP Move-CWIP	UZ	200000558	11/30/2012	102.26
88107000	CAP Move-CWIP	UZ	200000570	11/30/2012	15.06
88107000	CAP Move-CWIP	UZ	200000570	11/30/2012	96.08
88107000	CAP Move-CWIP	UZ	200000570	11/30/2012	(5.49)



Kentucky American Water Company  
Case No. 2012-00520  
Response to PSC DR1, Item 31

Account	Description	Doc Type	Document Number	Posting Date	Amount
88107000	CAP Move-CWIP	UZ	2000000570	11/30/2012	596.47
88107000	CAP Move-CWIP	UZ	2000000572	11/30/2012	54.69
88107000	CAP Move-CWIP	UZ	2000000572	11/30/2012	(253.05)
88107000	CAP Move-CWIP	UZ	2000000572	11/30/2012	9.65
88107000	CAP Move-CWIP	UZ	2000000572	11/30/2012	(1.41)
88107000	CAP Move-CWIP	UZ	2000000572	11/30/2012	24.57
88107000	CAP Move-CWIP	UZ	2000000574	11/30/2012	99.98
88107000	CAP Move-CWIP	UZ	2000000574	11/30/2012	(4.40)
88107000	CAP Move-CWIP	UZ	2000000574	11/30/2012	741.48
88107000	CAP Move-CWIP	UZ	2000000574	11/30/2012	(111.66)
88107000	CAP Move-CWIP	UZ	2000000581	11/30/2012	137.91
88107000	CAP Move-CWIP	UZ	2000000581	11/30/2012	1,027.42
88107000	CAP Move-CWIP	UZ	2000000558	11/30/2012	0.22
88107000	CAP Move-CWIP	UZ	2000000558	11/30/2012	0.17
88107000	CAP Move-CWIP	UZ	2000000558	11/30/2012	144.64
88107000	CAP Move-CWIP	UZ	2000000558	11/30/2012	188.54
88107000	CAP Move-CWIP	UZ	2000000570	11/30/2012	22.61
88107000	CAP Move-CWIP	UZ	2000000570	11/30/2012	3.22
88107000	CAP Move-CWIP	UZ	2000000570	11/30/2012	(0.47)
88107000	CAP Move-CWIP	UZ	2000000570	11/30/2012	(37.22)
88107000	CAP Move-CWIP	UZ	2000000570	11/30/2012	(1.47)
88107000	CAP Move-CWIP	UZ	2000000570	11/30/2012	1,671.06
88107000	CAP Move-CWIP	UZ	2000000570	11/30/2012	11.66
88107000	CAP Move-CWIP	UZ	2000000570	11/30/2012	(1.83)
88107000	CAP Move-CWIP	UZ	2000000572	11/30/2012	5.02
88107000	CAP Move-CWIP	UZ	2000000572	11/30/2012	20.32
88107000	CAP Move-CWIP	UZ	2000000572	11/30/2012	353.10
88107000	CAP Move-CWIP	UZ	2000000572	11/30/2012	48.81
88107000	CAP Move-CWIP	UZ	2000000574	11/30/2012	(84.35)
88107000	CAP Move-CWIP	UZ	2000000574	11/30/2012	33.33
88107000	CAP Move-CWIP	UZ	2000000574	11/30/2012	120.75
88107000	CAP Move-CWIP	UZ	2000000558	11/30/2012	0.02
88107000	CAP Move-CWIP	UZ	2000000558	11/30/2012	0.03
88107000	CAP Move-CWIP	UZ	2000000555	11/30/2012	90.40
88107000	CAP Move-CWIP	UZ	2000000558	11/30/2012	69.35
88107000	CAP Move-CWIP	UZ	2000000570	11/30/2012	2.14
88107000	CAP Move-CWIP	UZ	2000000570	11/30/2012	(0.98)
88107000	CAP Move-CWIP	UZ	2000000570	11/30/2012	560.32
88107000	CAP Move-CWIP	UZ	2000000572	11/30/2012	6.84
88107000	CAP Move-CWIP	UZ	2000000572	11/30/2012	(0.31)
88107000	CAP Move-CWIP	UZ	2000000572	11/30/2012	34.50
88107000	CAP Move-CWIP	UZ	2000000572	11/30/2012	(24.81)
88107000	CAP Move-CWIP	UZ	2000000572	11/30/2012	3.34
88107000	CAP Move-CWIP	UZ	2000000572	11/30/2012	107.79
88107000	CAP Move-CWIP	UZ	2000000572	11/30/2012	458.65
88107000	CAP Move-CWIP	UZ	2000000572	11/30/2012	(1.21)
88107000	CAP Move-CWIP	UZ	2000000572	11/30/2012	22.22
88107000	CAP Move-CWIP	UZ	2000000574	11/30/2012	35.69
88107000	CAP Move-CWIP	UZ	2000000574	11/30/2012	13.65
88107000	CAP Move-CWIP	UZ	2000000574	11/30/2012	(56.22)
88107000	CAP Move-CWIP	UZ	2000000558	11/30/2012	0.10
88107000	CAP Move-CWIP	UZ	2000000558	11/30/2012	0.08
88107000	CAP Move-CWIP	UZ	2000000555	11/30/2012	89.34
88107000	CAP Move-CWIP	UZ	2000000558	11/30/2012	68.54
88107000	CAP Move-CWIP	UZ	2000000570	11/30/2012	341.94
88107000	CAP Move-CWIP	UZ	2000000570	11/30/2012	5.02
88107000	CAP Move-CWIP	UZ	2000000570	11/30/2012	27.35
88107000	CAP Move-CWIP	UZ	2000000570	11/30/2012	(0.47)
88107000	CAP Move-CWIP	UZ	2000000570	11/30/2012	33.33
88107000	CAP Move-CWIP	UZ	2000000570	11/30/2012	10.88
88107000	CAP Move-CWIP	UZ	2000000570	11/30/2012	3.22
88107000	CAP Move-CWIP	UZ	2000000572	11/30/2012	32.04
88107000	CAP Move-CWIP	UZ	2000000572	11/30/2012	(1.83)
88107000	CAP Move-CWIP	UZ	2000000572	11/30/2012	22.87
88107000	CAP Move-CWIP	UZ	2000000572	11/30/2012	(84.35)
88107000	CAP Move-CWIP	UZ	2000000574	11/30/2012	(1.47)
88107000	CAP Move-CWIP	UZ	2000000574	11/30/2012	(37.22)
88107000	CAP Move-CWIP	UZ	2000000581	11/30/2012	181.68
88107000	CAP Move-CWIP	UZ	2000000581	11/30/2012	771.88
88107000	CAP Move-CWIP	UZ	2000000555	11/30/2012	0.40
88107000	CAP Move-CWIP	UZ	2000000558	11/30/2012	0.52
88107000	CAP Move-CWIP	UZ	2000000555	11/30/2012	63.87
88107000	CAP Move-CWIP	UZ	2000000558	11/30/2012	83.26
88107000	CAP Move-CWIP	UZ	2000000570	11/30/2012	17.66
88107000	CAP Move-CWIP	UZ	2000000570	11/30/2012	5.02
88107000	CAP Move-CWIP	UZ	2000000571	11/30/2012	(37.22)
88107000	CAP Move-CWIP	UZ	2000000572	11/30/2012	10.88

Kentucky American Water Company  
Case No. 2012-00520  
Response to PSC DR1, Item 31

Account	Description	Doc Type	Document Number	Posting Date	Amount
88107000	CAP Move-CWIP	UZ	2000000572	11/30/2012	(1.83)
88107000	CAP Move-CWIP	UZ	2000000572	11/30/2012	341.94
88107000	CAP Move-CWIP	UZ	2000000572	11/30/2012	27.35
88107000	CAP Move-CWIP	UZ	2000000572	11/30/2012	33.33
88107000	CAP Move-CWIP	UZ	2000000572	11/30/2012	3.22
88107000	CAP Move-CWIP	UZ	2000000574	11/30/2012	(0.47)
88107000	CAP Move-CWIP	UZ	2000000574	11/30/2012	127.25
88107000	CAP Move-CWIP	UZ	2000000574	11/30/2012	(84.35)
88107000	CAP Move-CWIP	UZ	2000000574	11/30/2012	(1.47)
88107000	CAP Move-CWIP	UZ	2000000581	11/30/2012	32.04
88107000	CAP Move-CWIP	UZ	2000000581	11/30/2012	771.88
88107000	CAP Move-CWIP	UZ	2000000558	11/30/2012	0.60
88107000	CAP Move-CWIP	UZ	2000000558	11/30/2012	0.46
88107000	CAP Move-CWIP	UZ	2000000555	11/30/2012	439.79
88107000	CAP Move-CWIP	UZ	2000000558	11/30/2012	573.30
88107000	CAP Move-CWIP	UZ	2000000570	11/30/2012	(8.53)
88107000	CAP Move-CWIP	UZ	2000000570	11/30/2012	(0.85)
88107000	CAP Move-CWIP	UZ	2000000570	11/30/2012	4,864.31
88107000	CAP Move-CWIP	UZ	2000000570	11/30/2012	34.36
88107000	CAP Move-CWIP	UZ	2000000572	11/30/2012	23.43
88107000	CAP Move-CWIP	UZ	2000000572	11/30/2012	155.51
88107000	CAP Move-CWIP	UZ	2000000572	11/30/2012	(173.70)
88107000	CAP Move-CWIP	UZ	2000000572	11/30/2012	(0.14)
88107000	CAP Move-CWIP	UZ	2000000572	11/30/2012	223.49
88107000	CAP Move-CWIP	UZ	2000000572	11/30/2012	100.66
88107000	CAP Move-CWIP	UZ	2000000572	11/30/2012	(2.85)
88107000	CAP Move-CWIP	UZ	2000000572	11/30/2012	(9.88)
88107000	CAP Move-CWIP	UZ	2000000572	11/30/2012	15.01
88107000	CAP Move-CWIP	UZ	2000000572	11/30/2012	139.64
88107000	CAP Move-CWIP	UZ	2000000574	11/30/2012	1,615.54
88107000	CAP Move-CWIP	UZ	2000000574	11/30/2012	(6.85)
88107000	CAP Move-CWIP	UZ	2000000574	11/30/2012	103.17
88107000	CAP Move-CWIP	UZ	2000000574	11/30/2012	(393.80)
88107000	CAP Move-CWIP	UZ	2000000555	11/30/2012	380.02
88107000	CAP Move-CWIP	UZ	2000000555	11/30/2012	291.52
88107000	CAP Move-CWIP	UZ	2000000570	11/30/2012	55.55
88107000	CAP Move-CWIP	UZ	2000000570	11/30/2012	(62.03)
88107000	CAP Move-CWIP	UZ	2000000570	11/30/2012	5.36
88107000	CAP Move-CWIP	UZ	2000000570	11/30/2012	84.76
88107000	CAP Move-CWIP	UZ	2000000570	11/30/2012	562.01
88107000	CAP Move-CWIP	UZ	2000000572	11/30/2012	35.07
88107000	CAP Move-CWIP	UZ	2000000572	11/30/2012	8.37
88107000	CAP Move-CWIP	UZ	2000000572	11/30/2012	(0.78)
88107000	CAP Move-CWIP	UZ	2000000574	11/30/2012	30.38
88107000	CAP Move-CWIP	UZ	2000000574	11/30/2012	3,492.15
88107000	CAP Move-CWIP	UZ	2000000574	11/30/2012	17.53
88107000	CAP Move-CWIP	UZ	2000000574	11/30/2012	(175.87)
88107000	CAP Move-CWIP	UZ	2000000574	11/30/2012	(3.05)
88107000	CAP Move-CWIP	UZ	2000000574	11/30/2012	(2.45)
88107000	CAP Move-CWIP	UZ	2000000581	11/30/2012	68.17
88107000	CAP Move-CWIP	UZ	2000000558	11/30/2012	46.50
88107000	CAP Move-CWIP	UZ	2000000558	11/30/2012	35.67
88107000	CAP Move-CWIP	UZ	2000000555	11/30/2012	35.68
88107000	CAP Move-CWIP	UZ	2000000555	11/30/2012	46.51
88107000	CAP Move-CWIP	UZ	2000000558	11/30/2012	0.01
88107000	CAP Move-CWIP	UZ	2000000555	11/30/2012	608.23
88107000	CAP Move-CWIP	UZ	2000000555	11/30/2012	466.59
88107000	CAP Move-CWIP	UZ	2000000570	11/30/2012	62.20
88107000	CAP Move-CWIP	UZ	2000000570	11/30/2012	97.13
88107000	CAP Move-CWIP	UZ	2000000570	11/30/2012	2.47
88107000	CAP Move-CWIP	UZ	2000000570	11/30/2012	372.93
88107000	CAP Move-CWIP	UZ	2000000570	11/30/2012	7,908.63
88107000	CAP Move-CWIP	UZ	2000000570	11/30/2012	351.73
88107000	CAP Move-CWIP	UZ	2000000570	11/30/2012	(0.39)
88107000	CAP Move-CWIP	UZ	2000000572	11/30/2012	(9.08)
88107000	CAP Move-CWIP	UZ	2000000572	11/30/2012	645.61
88107000	CAP Move-CWIP	UZ	2000000572	11/30/2012	2,064.52
88107000	CAP Move-CWIP	UZ	2000000572	11/30/2012	(0.04)
88107000	CAP Move-CWIP	UZ	2000000572	11/30/2012	450.97
88107000	CAP Move-CWIP	UZ	2000000574	11/30/2012	(35.44)
88107000	CAP Move-CWIP	UZ	2000000574	11/30/2012	(719.60)
88107000	CAP Move-CWIP	UZ	2000000574	11/30/2012	5,621.93
88107000	CAP Move-CWIP	UZ	2000000574	11/30/2012	(0.18)
88107000	CAP Move-CWIP	UZ	2000000574	11/30/2012	(1,631.18)
88107000	CAP Move-CWIP	UZ	2000000581	11/30/2012	1,087.30
88107000	CAP Move-CWIP	UZ	2000000581	11/30/2012	(28.37)
88107000	CAP Move-CWIP	UZ	2000000555	11/30/2012	0.11

Kentucky American Water Company  
Case No. 2012-00520  
Response to PSC DR1, Item 31

Account	Description	Doc Type	Document Number	Posting Date	Amount
88107000	CAP Move-CWIP	UZ	2000000558	11/30/2012	0.15
88107000	CAP Move-CWIP	UZ	2000000558	11/30/2012	358.56
88107000	CAP Move-CWIP	UZ	2000000558	11/30/2012	467.41
88107000	CAP Move-CWIP	UZ	2000000570	11/30/2012	(21.04)
88107000	CAP Move-CWIP	UZ	2000000570	11/30/2012	(26.24)
88107000	CAP Move-CWIP	UZ	2000000570	11/30/2012	3,210.55
88107000	CAP Move-CWIP	UZ	2000000570	11/30/2012	(6.72)
88107000	CAP Move-CWIP	UZ	2000000570	11/30/2012	(533.50)
88107000	CAP Move-CWIP	UZ	2000000572	11/30/2012	281.42
88107000	CAP Move-CWIP	UZ	2000000572	11/30/2012	5,742.43
88107000	CAP Move-CWIP	UZ	2000000572	11/30/2012	1,387.48
88107000	CAP Move-CWIP	UZ	2000000572	11/30/2012	(1,209.03)
88107000	CAP Move-CWIP	UZ	2000000574	11/30/2012	167.67
88107000	CAP Move-CWIP	UZ	2000000574	11/30/2012	477.65
88107000	CAP Move-CWIP	UZ	2000000574	11/30/2012	71.95
88107000	CAP Move-CWIP	UZ	2000000574	11/30/2012	178.76
88107000	CAP Move-CWIP	UZ	2000000574	11/30/2012	563.75
88107000	CAP Move-CWIP	UZ	2000000581	11/30/2012	46.09
88107000	CAP Move-CWIP	UZ	2000000555	11/30/2012	62.50
88107000	CAP Move-CWIP	UZ	2000000558	11/30/2012	81.48
88107000	CAP Move-CWIP	UZ	2000000570	11/30/2012	(5.49)
88107000	CAP Move-CWIP	UZ	2000000570	11/30/2012	9.65
88107000	CAP Move-CWIP	UZ	2000000570	11/30/2012	126.89
88107000	CAP Move-CWIP	UZ	2000000570	11/30/2012	(253.05)
88107000	CAP Move-CWIP	UZ	2000000572	11/30/2012	(1.41)
88107000	CAP Move-CWIP	UZ	2000000572	11/30/2012	(111.66)
88107000	CAP Move-CWIP	UZ	2000000572	11/30/2012	83.93
88107000	CAP Move-CWIP	UZ	2000000572	11/30/2012	169.56
88107000	CAP Move-CWIP	UZ	2000000574	11/30/2012	57.30
88107000	CAP Move-CWIP	UZ	2000000574	11/30/2012	99.98
88107000	CAP Move-CWIP	UZ	2000000574	11/30/2012	29.47
88107000	CAP Move-CWIP	UZ	2000000574	11/30/2012	(4.40)
88107000	CAP Move-CWIP	UZ	2000000574	11/30/2012	8.48
88107000	CAP Move-CWIP	UZ	2000000574	11/30/2012	1,007.92
88107000	CAP Move-CWIP	UZ	2000000581	11/30/2012	15.06
88107000	CAP Move-CWIP	UZ	2000000570	11/30/2012	2,082.47
88107000	CAP Move-CWIP	UN	2000000588	11/30/2012	(2,082.47)
88107000	CAP Move-CWIP	UZ	2000000581	11/30/2012	2,082.47
88107000	CAP Move-CWIP	UN	2000000588	11/30/2012	(2,082.47)
88107000	CAP Move-CWIP	UZ	2000000570	11/30/2012	2,082.47
88107000	CAP Move-CWIP	UN	2000000588	11/30/2012	(2,082.47)
88107000	CAP Move-CWIP	UZ	2000000570	11/30/2012	0.09
88107000	CAP Move-CWIP	UN	2000000588	11/30/2012	(0.09)
88107000	CAP Move-CWIP	UZ	2000000570	11/30/2012	(18.74)
88107000	CAP Move-CWIP	UZ	2000000570	11/30/2012	(0.84)
88107000	CAP Move-CWIP	UZ	2000000572	11/30/2012	1.47
88107000	CAP Move-CWIP	UZ	2000000572	11/30/2012	(2.67)
88107000	CAP Move-CWIP	UZ	2000000572	11/30/2012	(1.69)
88107000	CAP Move-CWIP	UZ	2000000574	11/30/2012	(0.18)
88107000	CAP Move-CWIP	UN	2000000588	11/30/2012	22.65
88107000	CAP Move-CWIP	UZ	2000000555	11/30/2012	16.63
88107000	CAP Move-CWIP	UZ	2000000558	11/30/2012	21.67
88107000	CAP Move-CWIP	UZ	2000000570	11/30/2012	(1,793.99)
88107000	CAP Move-CWIP	UZ	2000000581	11/30/2012	23.92
88107000	CAP Move-CWIP	UZ	2000000555	11/30/2012	4.28
88107000	CAP Move-CWIP	UZ	2000000558	11/30/2012	3.28
88107000	CAP Move-CWIP	UZ	2000000555	11/30/2012	5.15
88107000	CAP Move-CWIP	UZ	2000000558	11/30/2012	6.72
88107000	CAP Move-CWIP	UZ	2000000581	11/30/2012	2,082.47
88107000	CAP Move-CWIP	UZ	2000000555	11/30/2012	5.15
88107000	CAP Move-CWIP	UZ	2000000558	11/30/2012	6.72
88107000	CAP Move-CWIP	UZ	2000000572	11/30/2012	2,082.47
88107000	CAP Move-CWIP	UZ	2000000555	11/30/2012	4.28
88107000	CAP Move-CWIP	UZ	2000000558	11/30/2012	3.28
88107000	CAP Move-CWIP	UZ	2000000558	11/30/2012	16.61
88107000	CAP Move-CWIP	UZ	2000000558	11/30/2012	21.66
88107000	CAP Move-CWIP	UZ	2000000570	11/30/2012	29.21
88107000	CAP Move-CWIP	UZ	2000000572	11/30/2012	(2,190.58)
88107000	CAP Move-CWIP	UZ	2000000558	11/30/2012	28.01
88107000	CAP Move-CWIP	UZ	2000000558	11/30/2012	36.51
88107000	CAP Move-CWIP	UZ	2000000555	11/30/2012	36.51
88107000	CAP Move-CWIP	UZ	2000000555	11/30/2012	28.01
88107000	CAP Move-CWIP	UZ	2000000570	11/30/2012	1.55
88107000	CAP Move-CWIP	UZ	2000000581	11/30/2012	23.85
88107000	CAP Move-CWIP	UN	2000000588	11/30/2012	(25.40)
88107000	CAP Move-CWIP	UZ	2000000570	11/30/2012	1.55
88107000	CAP Move-CWIP	UZ	2000000572	11/30/2012	23.85

Kentucky American Water Company  
Case No. 2012-00520  
Response to PSC DR1, Item 31

Account	Description	Doc Type	Document Number	Posting Date	Amount
88107000	CAP Move-CWIP	UN	2000000588	11/30/2012	(25.40)
88107000	CAP Move-CWIP	UZ	2000000570	11/30/2012	23.85
88107000	CAP Move-CWIP	UZ	2000000572	11/30/2012	1.55
88107000	CAP Move-CWIP	UN	2000000588	11/30/2012	(25.40)
88107000	CAP Move-CWIP	UZ	2000000570	11/30/2012	1.43
88107000	CAP Move-CWIP	UZ	2000000558	11/30/2012	14.09
88107000	CAP Move-CWIP	UZ	2000000558	11/30/2012	18.37
88107000	CAP Move-CWIP	UZ	2000000570	11/30/2012	(1.71)
88107000	CAP Move-CWIP	UZ	2000000581	11/30/2012	1.72
88107000	CAP Move-CWIP	UZ	2000000555	11/30/2012	14.09
88107000	CAP Move-CWIP	UZ	2000000555	11/30/2012	18.37
88107000	CAP Move-CWIP	UZ	2000000570	11/30/2012	(1.71)
88107000	CAP Move-CWIP	UZ	2000000572	11/30/2012	1.72
88107000	CAP Move-CWIP	UZ	2000000558	11/30/2012	13.65
88107000	CAP Move-CWIP	UZ	2000000558	11/30/2012	17.80
88107000	CAP Move-CWIP	UZ	2000000570	11/30/2012	(62.56)
88107000	CAP Move-CWIP	UZ	2000000572	11/30/2012	3,962.87
88107000	CAP Move-CWIP	UZ	2000000572	11/30/2012	62.56
88107000	CAP Move-CWIP	UZ	2000000555	11/30/2012	20.96
88107000	CAP Move-CWIP	UZ	2000000558	11/30/2012	27.32
88107000	CAP Move-CWIP	UZ	2000000558	11/30/2012	20.96
88107000	CAP Move-CWIP	UZ	2000000558	11/30/2012	27.32
88107000	CAP Move-CWIP	UZ	2000000570	11/30/2012	21.59
88107000	CAP Move-CWIP	UZ	2000000570	11/30/2012	2.14
88107000	CAP Move-CWIP	UZ	2000000572	11/30/2012	76.53
88107000	CAP Move-CWIP	UZ	2000000572	11/30/2012	(24.81)
88107000	CAP Move-CWIP	UZ	2000000572	11/30/2012	3.34
88107000	CAP Move-CWIP	UZ	2000000572	11/30/2012	254.89
88107000	CAP Move-CWIP	UZ	2000000572	11/30/2012	(0.98)
88107000	CAP Move-CWIP	UZ	2000000572	11/30/2012	(56.22)
88107000	CAP Move-CWIP	UZ	2000000572	11/30/2012	22.22
88107000	CAP Move-CWIP	UZ	2000000574	11/30/2012	(0.31)
88107000	CAP Move-CWIP	UZ	2000000574	11/30/2012	11.77
88107000	CAP Move-CWIP	UZ	2000000574	11/30/2012	3.57
88107000	CAP Move-CWIP	UZ	2000000574	11/30/2012	20.83
88107000	CAP Move-CWIP	UZ	2000000581	11/30/2012	6.55
88107000	CAP Move-CWIP	UZ	2000000581	11/30/2012	(1.21)
88107000	CAP Move-CWIP	UN	2000000588	11/30/2012	(339.90)
88107000	CAP Move-CWIP	UZ	2000000570	11/30/2012	36.27
88107000	CAP Move-CWIP	UZ	2000000570	11/30/2012	(2.94)
88107000	CAP Move-CWIP	UZ	2000000570	11/30/2012	(168.70)
88107000	CAP Move-CWIP	UZ	2000000570	11/30/2012	89.98
88107000	CAP Move-CWIP	UZ	2000000570	11/30/2012	669.09
88107000	CAP Move-CWIP	UZ	2000000570	11/30/2012	19.27
88107000	CAP Move-CWIP	UZ	2000000572	11/30/2012	66.66
88107000	CAP Move-CWIP	UZ	2000000572	11/30/2012	6.43
88107000	CAP Move-CWIP	UZ	2000000572	11/30/2012	(74.44)
88107000	CAP Move-CWIP	UZ	2000000572	11/30/2012	(0.94)
88107000	CAP Move-CWIP	UZ	2000000572	11/30/2012	75.90
88107000	CAP Move-CWIP	UZ	2000000574	11/30/2012	10.04
88107000	CAP Move-CWIP	UZ	2000000581	11/30/2012	20.17
88107000	CAP Move-CWIP	UZ	2000000581	11/30/2012	612.68
88107000	CAP Move-CWIP	UZ	2000000581	11/30/2012	(3.66)
88107000	CAP Move-CWIP	UN	2000000588	11/30/2012	(1,355.81)
88107000	CAP Move-CWIP	UZ	2000000572	11/30/2012	0.94
88107000	CAP Move-CWIP	UN	2000000588	11/30/2012	(0.94)
88107000	CAP Move-CWIP	UZ	2000000570	11/30/2012	(1,051.71)
88107000	CAP Move-CWIP	UZ	2000000570	11/30/2012	(37.22)
88107000	CAP Move-CWIP	UZ	2000000570	11/30/2012	313.16
88107000	CAP Move-CWIP	UZ	2000000570	11/30/2012	29.95
88107000	CAP Move-CWIP	UZ	2000000570	11/30/2012	9.82
88107000	CAP Move-CWIP	UZ	2000000572	11/30/2012	17.66
88107000	CAP Move-CWIP	UZ	2000000572	11/30/2012	5.77
88107000	CAP Move-CWIP	UZ	2000000572	11/30/2012	(0.47)
88107000	CAP Move-CWIP	UZ	2000000572	11/30/2012	(1.47)
88107000	CAP Move-CWIP	UZ	2000000574	11/30/2012	33.33
88107000	CAP Move-CWIP	UZ	2000000574	11/30/2012	27.08
88107000	CAP Move-CWIP	UZ	2000000574	11/30/2012	5.02
88107000	CAP Move-CWIP	UZ	2000000574	11/30/2012	3.22
88107000	CAP Move-CWIP	UZ	2000000574	11/30/2012	(84.35)
88107000	CAP Move-CWIP	UZ	2000000581	11/30/2012	(1.83)
88107000	CAP Move-CWIP	UZ	2000000581	11/30/2012	69.51
88107000	CAP Move-CWIP	UN	2000000588	11/30/2012	662.53
88107000	CAP Move-CWIP	UZ	2000000570	11/30/2012	2.04
88107000	CAP Move-CWIP	UZ	2000000570	11/30/2012	2.23
88107000	CAP Move-CWIP	UZ	2000000572	11/30/2012	61.87
88107000	CAP Move-CWIP	UZ	2000000574	11/30/2012	22.72

Kentucky American Water Company  
Case No. 2012-00520  
Response to PSC DR1, Item 31

Account	Description	Doc Type	Document Number	Posting Date	Amount
88107000	CAP Move-CWIP	UZ	2000000581	11/30/2012	16.05
88107000	CAP Move-CWIP	UZ	2000000581	11/30/2012	37.28
88107000	CAP Move-CWIP	UN	2000000588	11/30/2012	(142.19)
88107000	CAP Move-CWIP	UZ	2000000570	11/30/2012	27.35
88107000	CAP Move-CWIP	UZ	2000000570	11/30/2012	60.89
88107000	CAP Move-CWIP	UZ	2000000570	11/30/2012	5.02
88107000	CAP Move-CWIP	UZ	2000000570	11/30/2012	32.04
88107000	CAP Move-CWIP	UZ	2000000570	11/30/2012	17.66
88107000	CAP Move-CWIP	UZ	2000000570	11/30/2012	(1.83)
88107000	CAP Move-CWIP	UZ	2000000570	11/30/2012	(84.35)
88107000	CAP Move-CWIP	UZ	2000000570	11/30/2012	10.88
88107000	CAP Move-CWIP	UZ	2000000572	11/30/2012	(1.47)
88107000	CAP Move-CWIP	UZ	2000000572	11/30/2012	(37.22)
88107000	CAP Move-CWIP	UZ	2000000572	11/30/2012	333.81
88107000	CAP Move-CWIP	UZ	2000000572	11/30/2012	(0.47)
88107000	CAP Move-CWIP	UZ	2000000572	11/30/2012	3.22
88107000	CAP Move-CWIP	UZ	2000000572	11/30/2012	33.33
88107000	CAP Move-CWIP	UZ	2000000574	11/30/2012	195.08
88107000	CAP Move-CWIP	UN	2000000588	11/30/2012	(593.94)
88107000	CAP Move-CWIP	UZ	2000000570	11/30/2012	20.70
88107000	CAP Move-CWIP	UZ	2000000570	11/30/2012	17.66
88107000	CAP Move-CWIP	UZ	2000000570	11/30/2012	(37.22)
88107000	CAP Move-CWIP	UZ	2000000570	11/30/2012	(1.47)
88107000	CAP Move-CWIP	UZ	2000000572	11/30/2012	10.90
88107000	CAP Move-CWIP	UZ	2000000572	11/30/2012	(1.83)
88107000	CAP Move-CWIP	UZ	2000000572	11/30/2012	32.02
88107000	CAP Move-CWIP	UZ	2000000572	11/30/2012	3.22
88107000	CAP Move-CWIP	UZ	2000000574	11/30/2012	195.08
88107000	CAP Move-CWIP	UZ	2000000574	11/30/2012	27.35
88107000	CAP Move-CWIP	UZ	2000000574	11/30/2012	333.81
88107000	CAP Move-CWIP	UZ	2000000574	11/30/2012	5.02
88107000	CAP Move-CWIP	UZ	2000000574	11/30/2012	33.33
88107000	CAP Move-CWIP	UZ	2000000581	11/30/2012	(0.47)
88107000	CAP Move-CWIP	UZ	2000000581	11/30/2012	(84.35)
88107000	CAP Move-CWIP	UN	2000000588	11/30/2012	(553.75)
88107000	CAP Move-CWIP	UZ	2000000570	11/30/2012	(84.35)
88107000	CAP Move-CWIP	UZ	2000000570	11/30/2012	33.33
88107000	CAP Move-CWIP	UZ	2000000570	11/30/2012	(1.83)
88107000	CAP Move-CWIP	UZ	2000000570	11/30/2012	(0.47)
88107000	CAP Move-CWIP	UZ	2000000570	11/30/2012	27.35
88107000	CAP Move-CWIP	UZ	2000000572	11/30/2012	(1.47)
88107000	CAP Move-CWIP	UZ	2000000572	11/30/2012	10.88
88107000	CAP Move-CWIP	UZ	2000000572	11/30/2012	(37.22)
88107000	CAP Move-CWIP	UZ	2000000572	11/30/2012	17.66
88107000	CAP Move-CWIP	UZ	2000000574	11/30/2012	32.04
88107000	CAP Move-CWIP	UZ	2000000574	11/30/2012	333.81
88107000	CAP Move-CWIP	UZ	2000000574	11/30/2012	5.02
88107000	CAP Move-CWIP	UZ	2000000581	11/30/2012	3.22
88107000	CAP Move-CWIP	UZ	2000000581	11/30/2012	37.41
88107000	CAP Move-CWIP	UZ	2000000581	11/30/2012	195.08
88107000	CAP Move-CWIP	UN	2000000588	11/30/2012	(570.46)
88107000	CAP Move-CWIP	UZ	2000000570	11/30/2012	50.51
88107000	CAP Move-CWIP	UZ	2000000570	11/30/2012	1,772.47
88107000	CAP Move-CWIP	UZ	2000000570	11/30/2012	180.01
88107000	CAP Move-CWIP	UZ	2000000572	11/30/2012	270.03
88107000	CAP Move-CWIP	UZ	2000000572	11/30/2012	617.13
88107000	CAP Move-CWIP	UZ	2000000572	11/30/2012	2,575.07
88107000	CAP Move-CWIP	UZ	2000000572	11/30/2012	2.30
88107000	CAP Move-CWIP	UZ	2000000574	11/30/2012	(21.24)
88107000	CAP Move-CWIP	UN	2000000588	11/30/2012	(5,446.28)
88107000	CAP Move-CWIP	UZ	2000000570	11/30/2012	91.69
88107000	CAP Move-CWIP	UZ	2000000570	11/30/2012	46.85
88107000	CAP Move-CWIP	UZ	2000000570	11/30/2012	(822.91)
88107000	CAP Move-CWIP	UZ	2000000570	11/30/2012	(4.38)
88107000	CAP Move-CWIP	UZ	2000000572	11/30/2012	1,583.83
88107000	CAP Move-CWIP	UZ	2000000572	11/30/2012	(13.70)
88107000	CAP Move-CWIP	UZ	2000000572	11/30/2012	3,825.75
88107000	CAP Move-CWIP	UZ	2000000572	11/30/2012	165.34
88107000	CAP Move-CWIP	UZ	2000000572	11/30/2012	(347.39)
88107000	CAP Move-CWIP	UZ	2000000572	11/30/2012	121.53
88107000	CAP Move-CWIP	UZ	2000000574	11/30/2012	311.03
88107000	CAP Move-CWIP	UZ	2000000574	11/30/2012	(17.08)
88107000	CAP Move-CWIP	UZ	2000000574	11/30/2012	(551.68)
88107000	CAP Move-CWIP	UZ	2000000581	11/30/2012	282.96
88107000	CAP Move-CWIP	UZ	2000000581	11/30/2012	30.01
88107000	CAP Move-CWIP	UN	2000000588	11/30/2012	(4,701.85)
88107000	CAP Move-CWIP	UZ	2000000570	11/30/2012	22.51

Kentucky American Water Company  
Case No. 2012-00520  
Response to PSC DR1, Item 31

Account	Description	Doc Type	Document Number	Posting Date	Amount
88107000	CAP Move-CWIP	UZ	2000000570	11/30/2012	345.60
88107000	CAP Move-CWIP	UZ	2000000570	11/30/2012	113.70
88107000	CAP Move-CWIP	UZ	2000000572	11/30/2012	132.16
88107000	CAP Move-CWIP	UZ	2000000572	11/30/2012	(591.85)
88107000	CAP Move-CWIP	UZ	2000000572	11/30/2012	(12.81)
88107000	CAP Move-CWIP	UZ	2000000572	11/30/2012	(3.28)
88107000	CAP Move-CWIP	UZ	2000000572	11/30/2012	1,522.03
88107000	CAP Move-CWIP	UZ	2000000574	11/30/2012	3,290.80
88107000	CAP Move-CWIP	UZ	2000000574	11/30/2012	(10.27)
88107000	CAP Move-CWIP	UZ	2000000574	11/30/2012	233.28
88107000	CAP Move-CWIP	UZ	2000000574	11/30/2012	1,854.89
88107000	CAP Move-CWIP	UZ	2000000581	11/30/2012	35.14
88107000	CAP Move-CWIP	UZ	2000000581	11/30/2012	3,125.62
88107000	CAP Move-CWIP	UZ	2000000581	11/30/2012	(260.55)
88107000	CAP Move-CWIP	UN	2000000588	11/30/2012	(9,796.97)
88107000	CAP Move-CWIP	UZ	2000000570	11/30/2012	3.34
88107000	CAP Move-CWIP	UZ	2000000572	11/30/2012	2.14
88107000	CAP Move-CWIP	UZ	2000000572	11/30/2012	(0.65)
88107000	CAP Move-CWIP	UZ	2000000572	11/30/2012	(1.21)
88107000	CAP Move-CWIP	UZ	2000000572	11/30/2012	(67.48)
88107000	CAP Move-CWIP	UZ	2000000572	11/30/2012	11.77
88107000	CAP Move-CWIP	UZ	2000000572	11/30/2012	(0.31)
88107000	CAP Move-CWIP	UZ	2000000572	11/30/2012	(24.81)
88107000	CAP Move-CWIP	UZ	2000000573	11/30/2012	28.23
88107000	CAP Move-CWIP	UZ	2000000574	11/30/2012	242.81
88107000	CAP Move-CWIP	UZ	2000000574	11/30/2012	21.39
88107000	CAP Move-CWIP	UZ	2000000574	11/30/2012	6.55
88107000	CAP Move-CWIP	UZ	2000000574	11/30/2012	(0.98)
88107000	CAP Move-CWIP	UZ	2000000574	11/30/2012	1.15
88107000	CAP Move-CWIP	UZ	2000000581	11/30/2012	22.22
88107000	CAP Move-CWIP	UN	2000000588	11/30/2012	(244.16)
88107000	CAP Move-CWIP	UZ	2000000570	11/30/2012	28.04
88107000	CAP Move-CWIP	UZ	2000000570	11/30/2012	(0.98)
88107000	CAP Move-CWIP	UZ	2000000570	11/30/2012	(24.81)
88107000	CAP Move-CWIP	UZ	2000000570	11/30/2012	19.99
88107000	CAP Move-CWIP	UZ	2000000570	11/30/2012	(0.31)
88107000	CAP Move-CWIP	UZ	2000000570	11/30/2012	5.01
88107000	CAP Move-CWIP	UZ	2000000570	11/30/2012	6.55
88107000	CAP Move-CWIP	UZ	2000000572	11/30/2012	(66.30)
88107000	CAP Move-CWIP	UZ	2000000572	11/30/2012	(1.21)
88107000	CAP Move-CWIP	UZ	2000000572	11/30/2012	2.14
88107000	CAP Move-CWIP	UZ	2000000572	11/30/2012	22.22
88107000	CAP Move-CWIP	UZ	2000000574	11/30/2012	238.74
88107000	CAP Move-CWIP	UZ	2000000574	11/30/2012	3.34
88107000	CAP Move-CWIP	UZ	2000000581	11/30/2012	11.77
88107000	CAP Move-CWIP	UN	2000000588	11/30/2012	(244.19)
88107000	CAP Move-CWIP	UZ	2000000570	11/30/2012	227.30
88107000	CAP Move-CWIP	UZ	2000000570	11/30/2012	3.51
88107000	CAP Move-CWIP	UZ	2000000570	11/30/2012	2.14
88107000	CAP Move-CWIP	UZ	2000000572	11/30/2012	(0.98)
88107000	CAP Move-CWIP	UZ	2000000572	11/30/2012	(59.53)
88107000	CAP Move-CWIP	UZ	2000000574	11/30/2012	19.48
88107000	CAP Move-CWIP	UZ	2000000574	11/30/2012	3.34
88107000	CAP Move-CWIP	UZ	2000000574	11/30/2012	(1.21)
88107000	CAP Move-CWIP	UZ	2000000574	11/30/2012	6.55
88107000	CAP Move-CWIP	UZ	2000000574	11/30/2012	25.56
88107000	CAP Move-CWIP	UZ	2000000574	11/30/2012	22.22
88107000	CAP Move-CWIP	UZ	2000000574	11/30/2012	(24.81)
88107000	CAP Move-CWIP	UZ	2000000581	11/30/2012	11.77
88107000	CAP Move-CWIP	UZ	2000000581	11/30/2012	(0.31)
88107000	CAP Move-CWIP	UN	2000000588	11/30/2012	(235.03)
88107000	CAP Move-CWIP	UZ	2000000570	11/30/2012	0.93
88107000	CAP Move-CWIP	UZ	2000000570	11/30/2012	8.41
88107000	CAP Move-CWIP	UZ	2000000572	11/30/2012	6.90
88107000	CAP Move-CWIP	UN	2000000588	11/30/2012	(16.24)
88107000	CAP Move-CWIP	UZ	2000000570	11/30/2012	(140.59)
88107000	CAP Move-CWIP	UZ	2000000570	11/30/2012	803.29
88107000	CAP Move-CWIP	UZ	2000000570	11/30/2012	584.90
88107000	CAP Move-CWIP	UZ	2000000570	11/30/2012	16.37
88107000	CAP Move-CWIP	UZ	2000000570	11/30/2012	(3.05)
88107000	CAP Move-CWIP	UZ	2000000572	11/30/2012	8.37
88107000	CAP Move-CWIP	UZ	2000000572	11/30/2012	5.36
88107000	CAP Move-CWIP	UZ	2000000572	11/30/2012	30.68
88107000	CAP Move-CWIP	UZ	2000000572	11/30/2012	103.28
88107000	CAP Move-CWIP	UZ	2000000572	11/30/2012	(2.45)
88107000	CAP Move-CWIP	UZ	2000000572	11/30/2012	55.55
88107000	CAP Move-CWIP	UZ	2000000574	11/30/2012	63.49

Kentucky American Water Company  
Case No. 2012-00520  
Response to PSC DR1, Item 31

Account	Description	Doc Type	Document Number	Posting Date	Amount
88107000	CAP Move-CWIP	UZ	2000000574	11/30/2012	(0.78)
88107000	CAP Move-CWIP	UZ	2000000574	11/30/2012	(62.03)
88107000	CAP Move-CWIP	UZ	2000000581	11/30/2012	29.44
88107000	CAP Move-CWIP	UN	2000000588	11/30/2012	(1,491.83)
88107000	CAP Move-CWIP	UZ	2000000570	11/30/2012	(37.22)
88107000	CAP Move-CWIP	UZ	2000000570	11/30/2012	5.02
88107000	CAP Move-CWIP	UZ	2000000570	11/30/2012	17.66
88107000	CAP Move-CWIP	UZ	2000000570	11/30/2012	9.82
88107000	CAP Move-CWIP	UZ	2000000570	11/30/2012	(1.83)
88107000	CAP Move-CWIP	UZ	2000000572	11/30/2012	33.33
88107000	CAP Move-CWIP	UZ	2000000572	11/30/2012	3.22
88107000	CAP Move-CWIP	UZ	2000000572	11/30/2012	367.04
88107000	CAP Move-CWIP	UZ	2000000572	11/30/2012	(0.47)
88107000	CAP Move-CWIP	UZ	2000000572	11/30/2012	324.51
88107000	CAP Move-CWIP	UZ	2000000572	11/30/2012	60.87
88107000	CAP Move-CWIP	UZ	2000000572	11/30/2012	(1.47)
88107000	CAP Move-CWIP	UZ	2000000572	11/30/2012	(95.23)
88107000	CAP Move-CWIP	UZ	2000000574	11/30/2012	17.51
88107000	CAP Move-CWIP	UN	2000000588	11/30/2012	(702.76)
88107000	CAP Move-CWIP	UZ	2000000570	11/30/2012	(3.05)
88107000	CAP Move-CWIP	UZ	2000000570	11/30/2012	47.14
88107000	CAP Move-CWIP	UZ	2000000570	11/30/2012	878.86
88107000	CAP Move-CWIP	UZ	2000000570	11/30/2012	58.73
88107000	CAP Move-CWIP	UZ	2000000570	11/30/2012	(2.45)
88107000	CAP Move-CWIP	UZ	2000000572	11/30/2012	8.37
88107000	CAP Move-CWIP	UZ	2000000572	11/30/2012	16.37
88107000	CAP Move-CWIP	UZ	2000000572	11/30/2012	(0.78)
88107000	CAP Move-CWIP	UZ	2000000572	11/30/2012	(62.03)
88107000	CAP Move-CWIP	UZ	2000000572	11/30/2012	30.50
88107000	CAP Move-CWIP	UZ	2000000574	11/30/2012	29.44
88107000	CAP Move-CWIP	UZ	2000000574	11/30/2012	55.55
88107000	CAP Move-CWIP	UZ	2000000581	11/30/2012	(140.59)
88107000	CAP Move-CWIP	UZ	2000000581	11/30/2012	571.53
88107000	CAP Move-CWIP	UZ	2000000581	11/30/2012	5.36
88107000	CAP Move-CWIP	UN	2000000588	11/30/2012	(1,492.95)
88107000	CAP Move-CWIP	UZ	2000000570	11/30/2012	20.55
88107000	CAP Move-CWIP	UZ	2000000570	11/30/2012	(2.94)
88107000	CAP Move-CWIP	UZ	2000000570	11/30/2012	36.27
88107000	CAP Move-CWIP	UZ	2000000572	11/30/2012	10.04
88107000	CAP Move-CWIP	UZ	2000000572	11/30/2012	(74.44)
88107000	CAP Move-CWIP	UZ	2000000572	11/30/2012	6.43
88107000	CAP Move-CWIP	UZ	2000000572	11/30/2012	92.25
88107000	CAP Move-CWIP	UZ	2000000572	11/30/2012	615.50
88107000	CAP Move-CWIP	UZ	2000000572	11/30/2012	79.89
88107000	CAP Move-CWIP	UZ	2000000572	11/30/2012	(168.70)
88107000	CAP Move-CWIP	UZ	2000000574	11/30/2012	74.13
88107000	CAP Move-CWIP	UZ	2000000574	11/30/2012	707.67
88107000	CAP Move-CWIP	UZ	2000000574	11/30/2012	(3.66)
88107000	CAP Move-CWIP	UZ	2000000581	11/30/2012	(0.94)
88107000	CAP Move-CWIP	UZ	2000000581	11/30/2012	66.66
88107000	CAP Move-CWIP	UN	2000000588	11/30/2012	(1,458.71)
88107000	CAP Move-CWIP	UZ	2000000570	11/30/2012	(24.81)
88107000	CAP Move-CWIP	UZ	2000000572	11/30/2012	22.22
88107000	CAP Move-CWIP	UZ	2000000572	11/30/2012	166.27
88107000	CAP Move-CWIP	UZ	2000000572	11/30/2012	(1.21)
88107000	CAP Move-CWIP	UZ	2000000572	11/30/2012	11.77
88107000	CAP Move-CWIP	UZ	2000000572	11/30/2012	6.55
88107000	CAP Move-CWIP	UZ	2000000572	11/30/2012	9.09
88107000	CAP Move-CWIP	UZ	2000000572	11/30/2012	(0.98)
88107000	CAP Move-CWIP	UZ	2000000572	11/30/2012	227.78
88107000	CAP Move-CWIP	UZ	2000000574	11/30/2012	(0.31)
88107000	CAP Move-CWIP	UZ	2000000574	11/30/2012	(66.16)
88107000	CAP Move-CWIP	UZ	2000000581	11/30/2012	3.34
88107000	CAP Move-CWIP	UZ	2000000581	11/30/2012	24.15
88107000	CAP Move-CWIP	UZ	2000000581	11/30/2012	2.14
88107000	CAP Move-CWIP	UN	2000000588	11/30/2012	(379.84)
88107000	CAP Move-CWIP	UZ	2000000570	11/30/2012	1.07
88107000	CAP Move-CWIP	UZ	2000000570	11/30/2012	5.89
88107000	CAP Move-CWIP	UZ	2000000570	11/30/2012	17.30
88107000	CAP Move-CWIP	UZ	2000000570	11/30/2012	(42.44)
88107000	CAP Move-CWIP	UZ	2000000570	11/30/2012	(0.16)
88107000	CAP Move-CWIP	UZ	2000000570	11/30/2012	(12.41)
88107000	CAP Move-CWIP	UZ	2000000572	11/30/2012	1.67
88107000	CAP Move-CWIP	UZ	2000000572	11/30/2012	332.99
88107000	CAP Move-CWIP	UZ	2000000574	11/30/2012	11.11
88107000	CAP Move-CWIP	UZ	2000000574	11/30/2012	3.27
88107000	CAP Move-CWIP	UZ	2000000574	11/30/2012	(0.61)

Kentucky American Water Company  
Case No. 2012-00520  
Response to PSC DR1, Item 31

Account	Description	Doc Type	Document Number	Posting Date	Amount
88107000	CAP Move-CWIP	UZ	2000000574	11/30/2012	7.93
88107000	CAP Move-CWIP	UZ	2000000581	11/30/2012	(0.49)
88107000	CAP Move-CWIP	UZ	2000000581	11/30/2012	160.33
88107000	CAP Move-CWIP	UN	2000000588	11/30/2012	(485.45)
88107000	CAP Move-CWIP	UZ	2000000570	11/30/2012	(0.47)
88107000	CAP Move-CWIP	UZ	2000000570	11/30/2012	17.66
88107000	CAP Move-CWIP	UZ	2000000570	11/30/2012	(37.22)
88107000	CAP Move-CWIP	UZ	2000000570	11/30/2012	17.61
88107000	CAP Move-CWIP	UZ	2000000570	11/30/2012	(1.47)
88107000	CAP Move-CWIP	UZ	2000000572	11/30/2012	(93.95)
88107000	CAP Move-CWIP	UZ	2000000572	11/30/2012	171.79
88107000	CAP Move-CWIP	UZ	2000000572	11/30/2012	360.47
88107000	CAP Move-CWIP	UZ	2000000572	11/30/2012	5.02
88107000	CAP Move-CWIP	UZ	2000000574	11/30/2012	27.76
88107000	CAP Move-CWIP	UZ	2000000574	11/30/2012	33.33
88107000	CAP Move-CWIP	UZ	2000000574	11/30/2012	9.82
88107000	CAP Move-CWIP	UZ	2000000574	11/30/2012	3.22
88107000	CAP Move-CWIP	UZ	2000000574	11/30/2012	(1.83)
88107000	CAP Move-CWIP	UN	2000000588	11/30/2012	(511.74)
88107000	CAP Move-CWIP	UZ	2000000570	11/30/2012	3.22
88107000	CAP Move-CWIP	UZ	2000000570	11/30/2012	5.02
88107000	CAP Move-CWIP	UZ	2000000570	11/30/2012	9.82
88107000	CAP Move-CWIP	UZ	2000000570	11/30/2012	23.03
88107000	CAP Move-CWIP	UZ	2000000570	11/30/2012	(89.43)
88107000	CAP Move-CWIP	UZ	2000000572	11/30/2012	345.25
88107000	CAP Move-CWIP	UZ	2000000572	11/30/2012	(1.47)
88107000	CAP Move-CWIP	UZ	2000000572	11/30/2012	(37.22)
88107000	CAP Move-CWIP	UZ	2000000572	11/30/2012	33.33
88107000	CAP Move-CWIP	UZ	2000000572	11/30/2012	(0.47)
88107000	CAP Move-CWIP	UZ	2000000572	11/30/2012	17.66
88107000	CAP Move-CWIP	UZ	2000000574	11/30/2012	21.33
88107000	CAP Move-CWIP	UZ	2000000574	11/30/2012	30.02
88107000	CAP Move-CWIP	UZ	2000000581	11/30/2012	(1.83)
88107000	CAP Move-CWIP	UN	2000000588	11/30/2012	(358.26)
88107000	CAP Move-CWIP	UZ	2000000570	11/30/2012	(0.04)
88107000	CAP Move-CWIP	UZ	2000000570	11/30/2012	0.34
88107000	CAP Move-CWIP	UZ	2000000572	11/30/2012	2.02
88107000	CAP Move-CWIP	UZ	2000000572	11/30/2012	20.80
88107000	CAP Move-CWIP	UZ	2000000574	11/30/2012	8.18
88107000	CAP Move-CWIP	UZ	2000000581	11/30/2012	23.60
88107000	CAP Move-CWIP	UN	2000000588	11/30/2012	(54.90)
88107000	CAP Move-CWIP	UZ	2000000572	11/30/2012	14.35
88107000	CAP Move-CWIP	UZ	2000000572	11/30/2012	(0.04)
88107000	CAP Move-CWIP	UZ	2000000572	11/30/2012	2.02
88107000	CAP Move-CWIP	UZ	2000000574	11/30/2012	23.60
88107000	CAP Move-CWIP	UZ	2000000574	11/30/2012	14.12
88107000	CAP Move-CWIP	UZ	2000000574	11/30/2012	0.34
88107000	CAP Move-CWIP	UN	2000000588	11/30/2012	(54.39)
88107000	CAP Move-CWIP	UZ	2000000570	11/30/2012	2.02
88107000	CAP Move-CWIP	UZ	2000000570	11/30/2012	0.34
88107000	CAP Move-CWIP	UZ	2000000574	11/30/2012	23.60
88107000	CAP Move-CWIP	UZ	2000000574	11/30/2012	2.95
88107000	CAP Move-CWIP	UZ	2000000574	11/30/2012	19.63
88107000	CAP Move-CWIP	UZ	2000000581	11/30/2012	(0.04)
88107000	CAP Move-CWIP	UN	2000000588	11/30/2012	(48.50)
88107000	CAP Move-CWIP	UZ	2000000570	11/30/2012	(22.58)
88107000	CAP Move-CWIP	UZ	2000000570	11/30/2012	(9.85)
88107000	CAP Move-CWIP	UN	2000000588	11/30/2012	32.43
88107000	CAP Move-CWIP	UZ	2000000570	11/30/2012	(136.85)
88107000	CAP Move-CWIP	UZ	2000000572	11/30/2012	677.45
88107000	CAP Move-CWIP	UZ	2000000574	11/30/2012	(5.69)
88107000	CAP Move-CWIP	UN	2000000588	11/30/2012	(534.91)
88107000	CAP Move-CWIP	UZ	2000000570	11/30/2012	(5.69)
88107000	CAP Move-CWIP	UZ	2000000572	11/30/2012	677.45
88107000	CAP Move-CWIP	UZ	2000000572	11/30/2012	(136.85)
88107000	CAP Move-CWIP	UN	2000000588	11/30/2012	(534.91)
88107000	CAP Move-CWIP	UZ	2000000570	11/30/2012	(136.85)
88107000	CAP Move-CWIP	UZ	2000000574	11/30/2012	(5.69)
88107000	CAP Move-CWIP	UZ	2000000581	11/30/2012	677.45
88107000	CAP Move-CWIP	UN	2000000588	11/30/2012	(534.91)
88107000	CAP Move-CWIP	UZ	2000000570	11/30/2012	531.63
88107000	CAP Move-CWIP	UZ	2000000570	11/30/2012	1.67
88107000	CAP Move-CWIP	UZ	2000000570	11/30/2012	3.89
88107000	CAP Move-CWIP	UZ	2000000570	11/30/2012	10.11
88107000	CAP Move-CWIP	UZ	2000000570	11/30/2012	(0.16)
88107000	CAP Move-CWIP	UZ	2000000572	11/30/2012	11.11
88107000	CAP Move-CWIP	UZ	2000000572	11/30/2012	(0.49)



Kentucky American Water Company  
Case No. 2012-00520  
Response to PSC DR1, Item 31

Account	Description	Doc Type	Document Number	Posting Date	Amount
88107000	CAP Move-CWIP	UZ	2000000572	11/30/2012	82.22
88107000	CAP Move-CWIP	UZ	2000000572	11/30/2012	(0.61)
88107000	CAP Move-CWIP	UZ	2000000572	11/30/2012	(28.12)
88107000	CAP Move-CWIP	UZ	2000000574	11/30/2012	1.07
88107000	CAP Move-CWIP	UZ	2000000574	11/30/2012	23.96
88107000	CAP Move-CWIP	UZ	2000000574	11/30/2012	(12.41)
88107000	CAP Move-CWIP	UZ	2000000581	11/30/2012	5.89
88107000	CAP Move-CWIP	UZ	2000000581	11/30/2012	6.85
88107000	CAP Move-CWIP	UN	2000000588	11/30/2012	(636.61)
88107000	CAP Move-CWIP	UZ	2000000570	11/30/2012	(56.22)
88107000	CAP Move-CWIP	UZ	2000000570	11/30/2012	2.14
88107000	CAP Move-CWIP	UZ	2000000570	11/30/2012	217.47
88107000	CAP Move-CWIP	UZ	2000000570	11/30/2012	(0.31)
88107000	CAP Move-CWIP	UZ	2000000572	11/30/2012	22.22
88107000	CAP Move-CWIP	UZ	2000000572	11/30/2012	(24.81)
88107000	CAP Move-CWIP	UZ	2000000572	11/30/2012	78.49
88107000	CAP Move-CWIP	UZ	2000000572	11/30/2012	11.77
88107000	CAP Move-CWIP	UZ	2000000572	11/30/2012	17.30
88107000	CAP Move-CWIP	UZ	2000000574	11/30/2012	(1.21)
88107000	CAP Move-CWIP	UZ	2000000574	11/30/2012	30.39
88107000	CAP Move-CWIP	UZ	2000000574	11/30/2012	12.61
88107000	CAP Move-CWIP	UZ	2000000581	11/30/2012	3.34
88107000	CAP Move-CWIP	UZ	2000000581	11/30/2012	(0.98)
88107000	CAP Move-CWIP	UZ	2000000581	11/30/2012	16.40
88107000	CAP Move-CWIP	UN	2000000588	11/30/2012	(328.60)
88107000	CAP Move-CWIP	UZ	2000000570	11/30/2012	66.66
88107000	CAP Move-CWIP	UZ	2000000570	11/30/2012	36.27
88107000	CAP Move-CWIP	UZ	2000000570	11/30/2012	92.44
88107000	CAP Move-CWIP	UZ	2000000570	11/30/2012	(0.94)
88107000	CAP Move-CWIP	UZ	2000000570	11/30/2012	(74.44)
88107000	CAP Move-CWIP	UZ	2000000572	11/30/2012	(168.70)
88107000	CAP Move-CWIP	UZ	2000000572	11/30/2012	22.06
88107000	CAP Move-CWIP	UZ	2000000572	11/30/2012	6.43
88107000	CAP Move-CWIP	UZ	2000000572	11/30/2012	80.29
88107000	CAP Move-CWIP	UZ	2000000574	11/30/2012	(2.94)
88107000	CAP Move-CWIP	UZ	2000000574	11/30/2012	(3.66)
88107000	CAP Move-CWIP	UZ	2000000574	11/30/2012	711.55
88107000	CAP Move-CWIP	UZ	2000000581	11/30/2012	20.60
88107000	CAP Move-CWIP	UZ	2000000581	11/30/2012	612.72
88107000	CAP Move-CWIP	UZ	2000000581	11/30/2012	10.04
88107000	CAP Move-CWIP	UN	2000000588	11/30/2012	(1,408.38)
88107000	CAP Move-CWIP	UZ	2000000570	11/30/2012	(74.44)
88107000	CAP Move-CWIP	UZ	2000000570	11/30/2012	690.21
88107000	CAP Move-CWIP	UZ	2000000572	11/30/2012	66.66
88107000	CAP Move-CWIP	UZ	2000000572	11/30/2012	58.15
88107000	CAP Move-CWIP	UZ	2000000572	11/30/2012	(3.66)
88107000	CAP Move-CWIP	UZ	2000000572	11/30/2012	50.90
88107000	CAP Move-CWIP	UZ	2000000572	11/30/2012	6.43
88107000	CAP Move-CWIP	UZ	2000000572	11/30/2012	10.04
88107000	CAP Move-CWIP	UZ	2000000572	11/30/2012	(0.94)
88107000	CAP Move-CWIP	UZ	2000000574	11/30/2012	551.41
88107000	CAP Move-CWIP	UZ	2000000574	11/30/2012	(168.70)
88107000	CAP Move-CWIP	UZ	2000000574	11/30/2012	35.33
88107000	CAP Move-CWIP	UZ	2000000574	11/30/2012	(2.94)
88107000	CAP Move-CWIP	UZ	2000000574	11/30/2012	40.62
88107000	CAP Move-CWIP	UZ	2000000581	11/30/2012	30.35
88107000	CAP Move-CWIP	UN	2000000588	11/30/2012	(1,289.42)
88107000	CAP Move-CWIP	UZ	2000000570	11/30/2012	(116.04)
88107000	CAP Move-CWIP	UZ	2000000570	11/30/2012	44.43
88107000	CAP Move-CWIP	UZ	2000000570	11/30/2012	(0.85)
88107000	CAP Move-CWIP	UZ	2000000570	11/30/2012	6.74
88107000	CAP Move-CWIP	UZ	2000000570	11/30/2012	(1.96)
88107000	CAP Move-CWIP	UZ	2000000572	11/30/2012	13.10
88107000	CAP Move-CWIP	UZ	2000000572	11/30/2012	(49.63)
88107000	CAP Move-CWIP	UZ	2000000572	11/30/2012	22.09
88107000	CAP Move-CWIP	UZ	2000000572	11/30/2012	425.38
88107000	CAP Move-CWIP	UZ	2000000572	11/30/2012	16.11
88107000	CAP Move-CWIP	UZ	2000000574	11/30/2012	6.70
88107000	CAP Move-CWIP	UZ	2000000581	11/30/2012	(2.45)
88107000	CAP Move-CWIP	UZ	2000000581	11/30/2012	4.29
88107000	CAP Move-CWIP	UZ	2000000581	11/30/2012	23.55
88107000	CAP Move-CWIP	UN	2000000588	11/30/2012	(391.46)
88107000	CAP Move-CWIP	UZ	2000000570	11/30/2012	16.57
88107000	CAP Move-CWIP	UZ	2000000570	11/30/2012	3.22
88107000	CAP Move-CWIP	UZ	2000000570	11/30/2012	12.41
88107000	CAP Move-CWIP	UZ	2000000570	11/30/2012	33.33
88107000	CAP Move-CWIP	UZ	2000000570	11/30/2012	(88.46)

Kentucky American Water Company  
Case No. 2012-00520  
Response to PSC DR1, Item 31

Account	Description	Doc Type	Document Number	Posting Date	Amount
88107000	CAP Move-CWIP	UZ	2000000572	11/30/2012	5.02
88107000	CAP Move-CWIP	UZ	2000000572	11/30/2012	17.66
88107000	CAP Move-CWIP	UZ	2000000572	11/30/2012	(1.83)
88107000	CAP Move-CWIP	UZ	2000000572	11/30/2012	9.82
88107000	CAP Move-CWIP	UZ	2000000572	11/30/2012	5.93
88107000	CAP Move-CWIP	UZ	2000000574	11/30/2012	(37.22)
88107000	CAP Move-CWIP	UZ	2000000574	11/30/2012	(0.72)
88107000	CAP Move-CWIP	UZ	2000000574	11/30/2012	379.59
88107000	CAP Move-CWIP	UZ	2000000581	11/30/2012	(1.47)
88107000	CAP Move-CWIP	UN	2000000588	11/30/2012	(353.85)
88107000	CAP Move-CWIP	UZ	2000000570	11/30/2012	(1.96)
88107000	CAP Move-CWIP	UZ	2000000570	11/30/2012	44.43
88107000	CAP Move-CWIP	UZ	2000000570	11/30/2012	(49.63)
88107000	CAP Move-CWIP	UZ	2000000570	11/30/2012	49.46
88107000	CAP Move-CWIP	UZ	2000000570	11/30/2012	(3.09)
88107000	CAP Move-CWIP	UZ	2000000570	11/30/2012	40.70
88107000	CAP Move-CWIP	UZ	2000000570	11/30/2012	23.55
88107000	CAP Move-CWIP	UZ	2000000570	11/30/2012	508.91
88107000	CAP Move-CWIP	UZ	2000000570	11/30/2012	2,360.70
88107000	CAP Move-CWIP	UZ	2000000570	11/30/2012	(0.35)
88107000	CAP Move-CWIP	UZ	2000000572	11/30/2012	(2.65)
88107000	CAP Move-CWIP	UZ	2000000572	11/30/2012	450.89
88107000	CAP Move-CWIP	UZ	2000000572	11/30/2012	(2.45)
88107000	CAP Move-CWIP	UZ	2000000572	11/30/2012	6.70
88107000	CAP Move-CWIP	UZ	2000000572	11/30/2012	(2,159.11)
88107000	CAP Move-CWIP	UZ	2000000572	11/30/2012	(272.93)
88107000	CAP Move-CWIP	UZ	2000000572	11/30/2012	(23.87)
88107000	CAP Move-CWIP	UZ	2000000572	11/30/2012	4.29
88107000	CAP Move-CWIP	UZ	2000000581	11/30/2012	27.44
88107000	CAP Move-CWIP	UN	2000000588	11/30/2012	(1,001.03)
88107000	CAP Move-CWIP	UZ	2000000570	11/30/2012	(6.61)
88107000	CAP Move-CWIP	UZ	2000000570	11/30/2012	(3.04)
88107000	CAP Move-CWIP	UZ	2000000570	11/30/2012	3.36
88107000	CAP Move-CWIP	UZ	2000000570	11/30/2012	44.95
88107000	CAP Move-CWIP	UZ	2000000570	11/30/2012	8,974.19
88107000	CAP Move-CWIP	UZ	2000000570	11/30/2012	2.41
88107000	CAP Move-CWIP	UZ	2000000572	11/30/2012	(0.50)
88107000	CAP Move-CWIP	UZ	2000000572	11/30/2012	136.77
88107000	CAP Move-CWIP	UZ	2000000572	11/30/2012	(34.73)
88107000	CAP Move-CWIP	UZ	2000000574	11/30/2012	5.67
88107000	CAP Move-CWIP	UZ	2000000574	11/30/2012	(78.06)
88107000	CAP Move-CWIP	UZ	2000000581	11/30/2012	(3.85)
88107000	CAP Move-CWIP	UN	2000000588	11/30/2012	(9,040.56)
88107000	CAP Move-CWIP	UZ	2000000570	11/30/2012	(34.73)
88107000	CAP Move-CWIP	UZ	2000000570	11/30/2012	2.40
88107000	CAP Move-CWIP	UZ	2000000572	11/30/2012	44.96
88107000	CAP Move-CWIP	UZ	2000000572	11/30/2012	(8,109.87)
88107000	CAP Move-CWIP	UZ	2000000572	11/30/2012	(3.85)
88107000	CAP Move-CWIP	UZ	2000000572	11/30/2012	5.67
88107000	CAP Move-CWIP	UZ	2000000574	11/30/2012	135.23
88107000	CAP Move-CWIP	UZ	2000000574	11/30/2012	(0.50)
88107000	CAP Move-CWIP	UZ	2000000574	11/30/2012	(3.04)
88107000	CAP Move-CWIP	UZ	2000000574	11/30/2012	(324.25)
88107000	CAP Move-CWIP	UZ	2000000581	11/30/2012	3.36
88107000	CAP Move-CWIP	UZ	2000000581	11/30/2012	2,888.64
88107000	CAP Move-CWIP	UN	2000000588	11/30/2012	5,395.98
88107000	CAP Move-CWIP	UZ	2000000555	11/30/2012	246.42
88107000	CAP Move-CWIP	UZ	2000000558	11/30/2012	189.03
88107000	CAP Move-CWIP	UZ	2000000570	11/30/2012	44.72
88107000	CAP Move-CWIP	UZ	2000000570	11/30/2012	463.98
88107000	CAP Move-CWIP	UZ	2000000570	11/30/2012	(2.45)
88107000	CAP Move-CWIP	UZ	2000000570	11/30/2012	477.14
88107000	CAP Move-CWIP	UZ	2000000570	11/30/2012	36.24
88107000	CAP Move-CWIP	UZ	2000000570	11/30/2012	(0.63)
88107000	CAP Move-CWIP	UZ	2000000570	11/30/2012	44.43
88107000	CAP Move-CWIP	UZ	2000000570	11/30/2012	24.78
88107000	CAP Move-CWIP	UZ	2000000572	11/30/2012	(13.83)
88107000	CAP Move-CWIP	UZ	2000000572	11/30/2012	6.70
88107000	CAP Move-CWIP	UZ	2000000572	11/30/2012	(1.96)
88107000	CAP Move-CWIP	UZ	2000000572	11/30/2012	(49.63)
88107000	CAP Move-CWIP	UZ	2000000574	11/30/2012	24.41
88107000	CAP Move-CWIP	UZ	2000000574	11/30/2012	4,951.79
88107000	CAP Move-CWIP	UZ	2000000574	11/30/2012	4.29
88107000	CAP Move-CWIP	UZ	2000000581	11/30/2012	(170.35)
88107000	CAP Move-CWIP	UZ	2000000558	11/30/2012	202.82
88107000	CAP Move-CWIP	UZ	2000000558	11/30/2012	264.39
88107000	CAP Move-CWIP	UZ	2000000570	11/30/2012	(2.45)

Kentucky American Water Company  
Case No. 2012-00520  
Response to PSC DR1, Item 31

Account	Description	Doc Type	Document Number	Posting Date	Amount
88107000	CAP Move-CWIP	UZ	2000000570	11/30/2012	(62.03)
88107000	CAP Move-CWIP	UZ	2000000570	11/30/2012	5,455.52
88107000	CAP Move-CWIP	UZ	2000000570	11/30/2012	55.55
88107000	CAP Move-CWIP	UZ	2000000572	11/30/2012	29.44
88107000	CAP Move-CWIP	UZ	2000000572	11/30/2012	48.51
88107000	CAP Move-CWIP	UZ	2000000572	11/30/2012	8.37
88107000	CAP Move-CWIP	UZ	2000000572	11/30/2012	(226.18)
88107000	CAP Move-CWIP	UZ	2000000572	11/30/2012	624.71
88107000	CAP Move-CWIP	UZ	2000000574	11/30/2012	(0.78)
88107000	CAP Move-CWIP	UZ	2000000574	11/30/2012	(3.05)
88107000	CAP Move-CWIP	UZ	2000000574	11/30/2012	30.66
88107000	CAP Move-CWIP	UZ	2000000574	11/30/2012	53.19
88107000	CAP Move-CWIP	UZ	2000000581	11/30/2012	(119.53)
88107000	CAP Move-CWIP	UZ	2000000581	11/30/2012	5.36
88107000	CAP Move-CWIP	UZ	2000000581	11/30/2012	50.77
88107000	CAP Move-CWIP	UZ	2000000558	11/30/2012	7.68
88107000	CAP Move-CWIP	UZ	2000000558	11/30/2012	5.89
88107000	CAP Move-CWIP	UZ	2000000555	11/30/2012	7.76
88107000	CAP Move-CWIP	UZ	2000000558	11/30/2012	5.95
88107000	CAP Move-CWIP	UZ	2000000555	11/30/2012	274.46
88107000	CAP Move-CWIP	UZ	2000000558	11/30/2012	210.54
88107000	CAP Move-CWIP	UZ	2000000555	11/30/2012	210.54
88107000	CAP Move-CWIP	UZ	2000000558	11/30/2012	274.46
88252100	CAP Move-ADV NT	UN	2000000540	11/30/2012	(488.16)
88252100	CAP Move-ADV NT	UN	2000000529	11/30/2012	15,219.97
88252170	CAP Move-ADV NT WIP	UZ	2000000516	11/30/2012	(36,642.00)
88252170	CAP Move-ADV NT WIP	UZ	2000000531	11/30/2012	(488.16)
88252170	CAP Move-ADV NT WIP	UN	2000000540	11/30/2012	488.16
88252170	CAP Move-ADV NT WIP	UN	2000000529	11/30/2012	(15,219.97)
88252170	CAP Move-ADV NT WIP	UZ	2000000516	11/30/2012	(27,554.00)
88257000	CAP Move-COR	UC	2000000602	11/30/2012	11.89
88257000	CAP Move-COR	UC	2000000604	11/30/2012	47.62
88257000	CAP Move-COR	UC	2000000602	11/30/2012	(9.04)
88257000	CAP Move-COR	UC	2000000604	11/30/2012	81.77
88257000	CAP Move-COR	UC	2000000602	11/30/2012	(324.44)
88257000	CAP Move-COR	UC	2000000589	11/30/2012	213.04
88257000	CAP Move-COR	UC	2000000591	11/30/2012	191.87
88257000	CAP Move-COR	UC	2000000604	11/30/2012	276.73
88257000	CAP Move-COR	UC	2000000591	11/30/2012	2.12
88257100	CAP Move-RWIP	UZ	2000000550	11/30/2012	(500.00)
88257100	CAP Move-RWIP	UZ	2000000583	11/30/2012	75.00
88257100	CAP Move-RWIP	UZ	2000000516	11/30/2012	(170.00)
88257100	CAP Move-RWIP	UZ	2000000516	11/30/2012	170.00
88257100	CAP Move-RWIP	UZ	2000000518	11/30/2012	(40.00)
88257100	CAP Move-RWIP	UZ	2000000518	11/30/2012	40.00
88257100	CAP Move-RWIP	UZ	2000000522	11/30/2012	7.81
88257100	CAP Move-RWIP	UZ	2000000522	11/30/2012	(7.02)
88257100	CAP Move-RWIP	UZ	2000000531	11/30/2012	59.54
88257100	CAP Move-RWIP	UZ	2000000546	11/30/2012	4.10
88257100	CAP Move-RWIP	UZ	2000000583	11/30/2012	447.62
88257100	CAP Move-RWIP	UZ	2000000525	11/30/2012	0.08
88257100	CAP Move-RWIP	UZ	2000000525	11/30/2012	0.23
88257100	CAP Move-RWIP	UZ	2000000525	11/30/2012	0.60
88257100	CAP Move-RWIP	UZ	2000000525	11/30/2012	0.42
88257100	CAP Move-RWIP	UZ	2000000546	11/30/2012	0.99
88257100	CAP Move-RWIP	UZ	2000000570	11/30/2012	0.61
88257100	CAP Move-RWIP	UZ	2000000570	11/30/2012	8.02
88257100	CAP Move-RWIP	UZ	2000000570	11/30/2012	0.56
88257100	CAP Move-RWIP	UZ	2000000570	11/30/2012	0.24
88257100	CAP Move-RWIP	UZ	2000000574	11/30/2012	0.42
88257100	CAP Move-RWIP	UZ	2000000525	11/30/2012	0.08
88257100	CAP Move-RWIP	UZ	2000000525	11/30/2012	0.60
88257100	CAP Move-RWIP	UZ	2000000525	11/30/2012	0.42
88257100	CAP Move-RWIP	UZ	2000000525	11/30/2012	0.23
88257100	CAP Move-RWIP	UZ	2000000546	11/30/2012	(0.26)
88257100	CAP Move-RWIP	UZ	2000000570	11/30/2012	0.34
88257100	CAP Move-RWIP	UZ	2000000571	11/30/2012	6.42
88257100	CAP Move-RWIP	UZ	2000000572	11/30/2012	0.19
88257100	CAP Move-RWIP	UZ	2000000572	11/30/2012	0.45
88257100	CAP Move-RWIP	UZ	2000000574	11/30/2012	0.49
88257100	CAP Move-RWIP	UZ	2000000525	11/30/2012	2.42
88257100	CAP Move-RWIP	UZ	2000000525	11/30/2012	18.17
88257100	CAP Move-RWIP	UZ	2000000525	11/30/2012	6.96
88257100	CAP Move-RWIP	UZ	2000000525	11/30/2012	12.60
88257100	CAP Move-RWIP	UZ	2000000533	11/30/2012	(595.82)
88257100	CAP Move-RWIP	UZ	2000000533	11/30/2012	1,580.83
88257100	CAP Move-RWIP	UZ	2000000541	11/30/2012	595.82

Kentucky American Water Company  
Case No. 2012-00520  
Response to PSC DR1, Item 31

Account	Description	Doc Type	Document Number	Posting Date	Amount
88257100	CAP Move-RWIP	UZ	2000000546	11/30/2012	573.92
88257100	CAP Move-RWIP	UZ	2000000548	11/30/2012	7.70
88257100	CAP Move-RWIP	UZ	2000000570	11/30/2012	2.46
88257100	CAP Move-RWIP	UZ	2000000570	11/30/2012	10.52
88257100	CAP Move-RWIP	UZ	2000000570	11/30/2012	3.73
88257100	CAP Move-RWIP	UZ	2000000570	11/30/2012	43.32
88257100	CAP Move-RWIP	UZ	2000000571	11/30/2012	0.10
88257100	CAP Move-RWIP	UZ	2000000572	11/30/2012	7.60
88257100	CAP Move-RWIP	UZ	2000000525	11/30/2012	85.23
88257100	CAP Move-RWIP	UZ	2000000525	11/30/2012	32.64
88257100	CAP Move-RWIP	UZ	2000000525	11/30/2012	59.12
88257100	CAP Move-RWIP	UZ	2000000525	11/30/2012	11.37
88257100	CAP Move-RWIP	UZ	2000000533	11/30/2012	123.81
88257100	CAP Move-RWIP	UZ	2000000546	11/30/2012	65.07
88257100	CAP Move-RWIP	UZ	2000000572	11/30/2012	67.96
88257100	CAP Move-RWIP	UZ	2000000525	11/30/2012	74.02
88257100	CAP Move-RWIP	UZ	2000000525	11/30/2012	14.23
88257100	CAP Move-RWIP	UZ	2000000525	11/30/2012	106.72
88257100	CAP Move-RWIP	UZ	2000000525	11/30/2012	40.87
88257100	CAP Move-RWIP	UZ	2000000533	11/30/2012	740.42
88257100	CAP Move-RWIP	UZ	2000000546	11/30/2012	(44.07)
88257100	CAP Move-RWIP	UZ	2000000550	11/30/2012	22.21
88257100	CAP Move-RWIP	UZ	2000000550	11/30/2012	4.93
88257100	CAP Move-RWIP	UZ	2000000570	11/30/2012	679.71
88257100	CAP Move-RWIP	UZ	2000000572	11/30/2012	389.97
88257100	CAP Move-RWIP	UZ	2000000572	11/30/2012	799.52
88257100	CAP Move-RWIP	UZ	2000000572	11/30/2012	0.31
88257100	CAP Move-RWIP	UZ	2000000572	11/30/2012	108.32
88257100	CAP Move-RWIP	UZ	2000000572	11/30/2012	45.80
88257100	CAP Move-RWIP	UZ	2000000572	11/30/2012	268.39
88257100	CAP Move-RWIP	UZ	2000000574	11/30/2012	53.71
88257100	CAP Move-RWIP	UZ	2000000583	11/30/2012	1,985.20
88257100	CAP Move-RWIP	UZ	2000000546	11/30/2012	(175.88)
88257100	CAP Move-RWIP	UZ	2000000570	11/30/2012	36.75
88257100	CAP Move-RWIP	UZ	2000000570	11/30/2012	243.85
88257100	CAP Move-RWIP	UZ	2000000570	11/30/2012	8.11
88257100	CAP Move-RWIP	UZ	2000000572	11/30/2012	20.18
88257100	CAP Move-RWIP	UZ	2000000574	11/30/2012	3,064.18
88257100	CAP Move-RWIP	UZ	2000000574	11/30/2012	8.23
88257100	CAP Move-RWIP	UZ	2000000581	11/30/2012	27.46
88257100	CAP Move-RWIP	UZ	2000000546	11/30/2012	(2.28)
88257100	CAP Move-RWIP	UZ	2000000526	11/30/2012	697.50
88257100	CAP Move-RWIP	UZ	2000000546	11/30/2012	48.76
88257100	CAP Move-RWIP	UZ	2000000525	11/30/2012	131.96
88257100	CAP Move-RWIP	UZ	2000000525	11/30/2012	72.86
88257100	CAP Move-RWIP	UZ	2000000525	11/30/2012	190.24
88257100	CAP Move-RWIP	UZ	2000000525	11/30/2012	25.37
88257100	CAP Move-RWIP	UZ	2000000526	11/30/2012	7,330.57
88257100	CAP Move-RWIP	UZ	2000000526	11/30/2012	5,417.87
88257100	CAP Move-RWIP	UZ	2000000533	11/30/2012	392.79
88257100	CAP Move-RWIP	UZ	2000000546	11/30/2012	891.12
88257100	CAP Move-RWIP	UZ	2000000546	11/30/2012	240.83
88257100	CAP Move-RWIP	UZ	2000000548	11/30/2012	20.73
88257100	CAP Move-RWIP	UZ	2000000570	11/30/2012	29.38
88257100	CAP Move-RWIP	UZ	2000000570	11/30/2012	0.96
88257100	CAP Move-RWIP	UZ	2000000570	11/30/2012	3,841.65
88257100	CAP Move-RWIP	UZ	2000000572	11/30/2012	168.58
88257100	CAP Move-RWIP	UZ	2000000572	11/30/2012	68.40
88257100	CAP Move-RWIP	UZ	2000000581	11/30/2012	31.62
88257100	CAP Move-RWIP	UZ	2000000581	11/30/2012	1,069.52
88257100	CAP Move-RWIP	UZ	2000000583	11/30/2012	9,113.24
88257100	CAP Move-RWIP	UZ	2000000526	11/30/2012	697.50
88257100	CAP Move-RWIP	UZ	2000000526	11/30/2012	1,421.97
88257100	CAP Move-RWIP	UZ	2000000546	11/30/2012	148.15
88257100	CAP Move-RWIP	UZ	2000000583	11/30/2012	250.00
88257100	CAP Move-RWIP	UZ	2000000583	11/30/2012	764.00
88257100	CAP Move-RWIP	UZ	2000000546	11/30/2012	0.66
88257100	CAP Move-RWIP	UC	2000000602	11/30/2012	(11.89)
88257100	CAP Move-RWIP	UZ	2000000525	11/30/2012	51.94
88257100	CAP Move-RWIP	UZ	2000000525	11/30/2012	6.93
88257100	CAP Move-RWIP	UZ	2000000525	11/30/2012	19.89
88257100	CAP Move-RWIP	UZ	2000000525	11/30/2012	36.02
88257100	CAP Move-RWIP	UZ	2000000526	11/30/2012	477.75
88257100	CAP Move-RWIP	UZ	2000000526	11/30/2012	425.75
88257100	CAP Move-RWIP	UZ	2000000533	11/30/2012	215.50
88257100	CAP Move-RWIP	UZ	2000000546	11/30/2012	63.06
88257100	CAP Move-RWIP	UZ	2000000546	11/30/2012	63.15

Kentucky American Water Company  
Case No. 2012-00520  
Response to PSC DR1, Item 31

Account	Description	Doc Type	Document Number	Posting Date	Amount
88257100	CAP Move-RWIP	UZ	2000000570	11/30/2012	6.96
88257100	CAP Move-RWIP	UZ	2000000572	11/30/2012	16.11
88257100	CAP Move-RWIP	UZ	2000000572	11/30/2012	238.67
88257100	CAP Move-RWIP	UZ	2000000572	11/30/2012	48.32
88257100	CAP Move-RWIP	UZ	2000000574	11/30/2012	0.31
88257100	CAP Move-RWIP	UZ	2000000574	11/30/2012	37.62
88257100	CAP Move-RWIP	UZ	2000000574	11/30/2012	6.93
88257100	CAP Move-RWIP	UZ	2000000581	11/30/2012	9.21
88257100	CAP Move-RWIP	UZ	2000000583	11/30/2012	188.48
88257100	CAP Move-RWIP	UZ	2000000546	11/30/2012	3.11
88257100	CAP Move-RWIP	UC	2000000604	11/30/2012	(47.62)
88257100	CAP Move-RWIP	UZ	2000000526	11/30/2012	130.00
88257100	CAP Move-RWIP	UZ	2000000546	11/30/2012	9.09
88257100	CAP Move-RWIP	UZ	2000000546	11/30/2012	(0.59)
88257100	CAP Move-RWIP	UC	2000000602	11/30/2012	9.04
88257100	CAP Move-RWIP	UZ	2000000525	11/30/2012	0.59
88257100	CAP Move-RWIP	UZ	2000000525	11/30/2012	0.41
88257100	CAP Move-RWIP	UZ	2000000525	11/30/2012	0.22
88257100	CAP Move-RWIP	UZ	2000000525	11/30/2012	0.08
88257100	CAP Move-RWIP	UZ	2000000546	11/30/2012	0.37
88257100	CAP Move-RWIP	UZ	2000000546	11/30/2012	(86.28)
88257100	CAP Move-RWIP	UZ	2000000572	11/30/2012	1,234.36
88257100	CAP Move-RWIP	UZ	2000000546	11/30/2012	(111.15)
88257100	CAP Move-RWIP	UZ	2000000574	11/30/2012	1,590.12
88257100	CAP Move-RWIP	UZ	2000000525	11/30/2012	30.25
88257100	CAP Move-RWIP	UZ	2000000525	11/30/2012	11.59
88257100	CAP Move-RWIP	UZ	2000000525	11/30/2012	20.98
88257100	CAP Move-RWIP	UZ	2000000525	11/30/2012	4.03
88257100	CAP Move-RWIP	UZ	2000000531	11/30/2012	30.26
88257100	CAP Move-RWIP	UZ	2000000546	11/30/2012	7,722.44
88257100	CAP Move-RWIP	UZ	2000000546	11/30/2012	(2,296.01)
88257100	CAP Move-RWIP	UZ	2000000550	11/30/2012	38.83
88257100	CAP Move-RWIP	UZ	2000000570	11/30/2012	127.78
88257100	CAP Move-RWIP	UZ	2000000570	11/30/2012	550.57
88257100	CAP Move-RWIP	UZ	2000000572	11/30/2012	7.51
88257100	CAP Move-RWIP	UZ	2000000572	11/30/2012	9.86
88257100	CAP Move-RWIP	UZ	2000000572	11/30/2012	33.54
88257100	CAP Move-RWIP	UZ	2000000572	11/30/2012	7,174.31
88257100	CAP Move-RWIP	UZ	2000000581	11/30/2012	2.36
88257100	CAP Move-RWIP	UZ	2000000583	11/30/2012	29,601.33
88257100	CAP Move-RWIP	UZ	2000000526	11/30/2012	2.86
88257100	CAP Move-RWIP	UZ	2000000526	11/30/2012	8.45
88257100	CAP Move-RWIP	UZ	2000000546	11/30/2012	0.79
88257100	CAP Move-RWIP	UZ	2000000546	11/30/2012	4.55
88257100	CAP Move-RWIP	UC	2000000604	11/30/2012	(81.77)
88257100	CAP Move-RWIP	UZ	2000000546	11/30/2012	(21.20)
88257100	CAP Move-RWIP	UC	2000000602	11/30/2012	324.44
88257100	CAP Move-RWIP	UZ	2000000546	11/30/2012	(6.83)
88257100	CAP Move-RWIP	UZ	2000000533	11/30/2012	23.46
88257100	CAP Move-RWIP	UZ	2000000546	11/30/2012	1.64
88257100	CAP Move-RWIP	UZ	2000000525	11/30/2012	2.41
88257100	CAP Move-RWIP	UZ	2000000525	11/30/2012	12.53
88257100	CAP Move-RWIP	UZ	2000000525	11/30/2012	6.92
88257100	CAP Move-RWIP	UZ	2000000525	11/30/2012	18.06
88257100	CAP Move-RWIP	UZ	2000000546	11/30/2012	12.27
88257100	CAP Move-RWIP	UZ	2000000599	11/30/2012	352.08
88257100	CAP Move-RWIP	UZ	2000000546	11/30/2012	(2,205.95)
88257100	CAP Move-RWIP	UZ	2000000581	11/30/2012	122.82
88257100	CAP Move-RWIP	UZ	2000000546	11/30/2012	2,268.84
88257100	CAP Move-RWIP	UZ	2000000546	11/30/2012	(585.69)
88257100	CAP Move-RWIP	UZ	2000000546	11/30/2012	(5,452.20)
88257100	CAP Move-RWIP	UZ	2000000546	11/30/2012	159.30
88257100	CAP Move-RWIP	UZ	2000000583	11/30/2012	4,300.00
88257100	CAP Move-RWIP	UZ	2000000546	11/30/2012	262.71
88257100	CAP Move-RWIP	UC	2000000589	11/30/2012	(213.04)
88257100	CAP Move-RWIP	UZ	2000000539	11/30/2012	9,575.00
88257100	CAP Move-RWIP	UZ	2000000546	11/30/2012	43.42
88257100	CAP Move-RWIP	UZ	2000000546	11/30/2012	669.29
88257100	CAP Move-RWIP	UZ	2000000546	11/30/2012	(1.86)
88257100	CAP Move-RWIP	UZ	2000000525	11/30/2012	0.09
88257100	CAP Move-RWIP	UZ	2000000525	11/30/2012	0.47
88257100	CAP Move-RWIP	UZ	2000000525	11/30/2012	0.26
88257100	CAP Move-RWIP	UZ	2000000525	11/30/2012	0.68
88257100	CAP Move-RWIP	UZ	2000000539	11/30/2012	9,598.70
88257100	CAP Move-RWIP	UZ	2000000546	11/30/2012	671.35
88257100	CAP Move-RWIP	UZ	2000000525	11/30/2012	0.26
88257100	CAP Move-RWIP	UZ	2000000525	11/30/2012	0.47

Kentucky American Water Company  
Case No. 2012-00520  
Response to PSC DR1, Item 31

Account	Description	Doc Type	Document Number	Posting Date	Amount
88257100	CAP Move-RWIP	UZ	2000000525	11/30/2012	0.68
88257100	CAP Move-RWIP	UZ	2000000525	11/30/2012	0.09
88257100	CAP Move-RWIP	UZ	2000000546	11/30/2012	4.56
88257100	CAP Move-RWIP	UZ	2000000525	11/30/2012	2.30
88257100	CAP Move-RWIP	UZ	2000000525	11/30/2012	1.27
88257100	CAP Move-RWIP	UZ	2000000525	11/30/2012	0.44
88257100	CAP Move-RWIP	UZ	2000000525	11/30/2012	3.31
88257100	CAP Move-RWIP	UZ	2000000546	11/30/2012	3.77
88257100	CAP Move-RWIP	UZ	2000000525	11/30/2012	2.04
88257100	CAP Move-RWIP	UZ	2000000525	11/30/2012	0.27
88257100	CAP Move-RWIP	UZ	2000000525	11/30/2012	1.42
88257100	CAP Move-RWIP	UZ	2000000525	11/30/2012	0.78
88257100	CAP Move-RWIP	UZ	2000000546	11/30/2012	1.41
88257100	CAP Move-RWIP	UZ	2000000525	11/30/2012	1.53
88257100	CAP Move-RWIP	UZ	2000000525	11/30/2012	2.77
88257100	CAP Move-RWIP	UZ	2000000525	11/30/2012	3.99
88257100	CAP Move-RWIP	UZ	2000000525	11/30/2012	0.53
88257100	CAP Move-RWIP	UZ	2000000546	11/30/2012	6.59
88257100	CAP Move-RWIP	UZ	2000000583	11/30/2012	1,420.71
88257100	CAP Move-RWIP	UZ	2000000546	11/30/2012	18.52
88257100	CAP Move-RWIP	UZ	2000000546	11/30/2012	(104.81)
88257100	CAP Move-RWIP	UZ	2000000583	11/30/2012	1,499.40
88257100	CAP Move-RWIP	UZ	2000000531	11/30/2012	(249.25)
88257100	CAP Move-RWIP	UZ	2000000531	11/30/2012	249.25
88257100	CAP Move-RWIP	UZ	2000000546	11/30/2012	17.42
88257100	CAP Move-RWIP	UZ	2000000525	11/30/2012	0.69
88257100	CAP Move-RWIP	UZ	2000000525	11/30/2012	1.25
88257100	CAP Move-RWIP	UZ	2000000525	11/30/2012	1.80
88257100	CAP Move-RWIP	UZ	2000000525	11/30/2012	0.24
88257100	CAP Move-RWIP	UZ	2000000546	11/30/2012	0.92
88257100	CAP Move-RWIP	UZ	2000000570	11/30/2012	0.34
88257100	CAP Move-RWIP	UZ	2000000570	11/30/2012	0.14
88257100	CAP Move-RWIP	UZ	2000000570	11/30/2012	0.36
88257100	CAP Move-RWIP	UZ	2000000570	11/30/2012	4.81
88257100	CAP Move-RWIP	UZ	2000000574	11/30/2012	0.25
88257100	CAP Move-RWIP	UZ	2000000525	11/30/2012	9.96
88257100	CAP Move-RWIP	UZ	2000000525	11/30/2012	14.36
88257100	CAP Move-RWIP	UZ	2000000525	11/30/2012	5.50
88257100	CAP Move-RWIP	UZ	2000000525	11/30/2012	1.92
88257100	CAP Move-RWIP	UZ	2000000546	11/30/2012	50.99
88257100	CAP Move-RWIP	UC	2000000591	11/30/2012	(191.87)
88257100	CAP Move-RWIP	UZ	2000000546	11/30/2012	4.47
88257100	CAP Move-RWIP	UZ	2000000570	11/30/2012	3.91
88257100	CAP Move-RWIP	UZ	2000000572	11/30/2012	11.30
88257100	CAP Move-RWIP	UZ	2000000572	11/30/2012	2.01
88257100	CAP Move-RWIP	UZ	2000000574	11/30/2012	36.32
88257100	CAP Move-RWIP	UZ	2000000574	11/30/2012	154.83
88257100	CAP Move-RWIP	UC	2000000604	11/30/2012	(276.73)
88257100	CAP Move-RWIP	UZ	2000000546	11/30/2012	2.12
88257100	CAP Move-RWIP	UC	2000000591	11/30/2012	(2.12)
88257100	CAP Move-RWIP	UZ	2000000572	11/30/2012	70,000.00
88257100	CAP Move-RWIP	UZ	2000000570	11/30/2012	70,000.00
88257100	CAP Move-RWIP	UZ	2000000546	11/30/2012	11.19
88257100	CAP Move-RWIP	UZ	2000000546	11/30/2012	29.04
88257100	CAP Move-RWIP	UZ	2000000583	11/30/2012	145.73
88257100	CAP Move-RWIP	UZ	2000000546	11/30/2012	19.22
88257100	CAP Move-RWIP	UZ	2000000546	11/30/2012	(8.51)
88257100	CAP Move-RWIP	UZ	2000000546	11/30/2012	12.77
88257100	CAP Move-RWIP	UZ	2000000546	11/30/2012	35.12
88257100	CAP Move-RWIP	UZ	2000000583	11/30/2012	520.00
88257100	CAP Move-RWIP	UZ	2000000539	11/30/2012	1,500.00
88257100	CAP Move-RWIP	UZ	2000000546	11/30/2012	104.85
88271100	CAP Move-CIAC NT	UN	2000000540	11/30/2012	(6,010.64)
88271100	CAP Move-CIAC NT	UN	2000000529	11/30/2012	(4,118.42)
88271100	CAP Move-CIAC NT	UN	2000000529	11/30/2012	(2,789.90)
88271100	CAP Move-CIAC NT	UN	2000000529	11/30/2012	(7,353.00)
88271100	CAP Move-CIAC NT	UN	2000000562	11/30/2012	(500.00)
88271170	CAP Move-CIAC NT WIP	UZ	2000000531	11/30/2012	(6,010.64)
88271170	CAP Move-CIAC NT WIP	UN	2000000540	11/30/2012	6,010.64
88271170	CAP Move-CIAC NT WIP	UN	2000000529	11/30/2012	6,908.32
88271170	CAP Move-CIAC NT WIP	UZ	2000000526	11/30/2012	(69,290.00)
88271170	CAP Move-CIAC NT WIP	UZ	2000000516	11/30/2012	(19,021.00)
88271170	CAP Move-CIAC NT WIP	UN	2000000529	11/30/2012	7,353.00
88271170	CAP Move-CIAC NT WIP	UN	2000000562	11/30/2012	500.00
88271200	CAP Move-CIAC Tx	UN	2000000540	11/30/2012	(2,751.00)
88271270	CAP Move-CIAC Tx WIP	UZ	2000000531	11/30/2012	(2,751.00)
88271270	CAP Move-CIAC Tx WIP	UN	2000000540	11/30/2012	2,751.00

Kentucky American Water Company  
Case No. 2012-00520  
Response to PSC DR1, Item 31

Account	Description	Doc Type	Document Number	Posting Date	Amount
88900000	CAP Move-Settlement	UZ	200000520	11/30/2012	(32,341.00)
88900000	CAP Move-Settlement	UZ	200000520	11/30/2012	39,341.00
88900000	CAP Move-Settlement	UZ	200000526	11/30/2012	11,079.00
88900000	CAP Move-Settlement	UZ	200000526	11/30/2012	(22,158.00)
88900000	CAP Move-Settlement	UZ	200000531	11/30/2012	(392.71)
88900000	CAP Move-Settlement	UZ	200000546	11/30/2012	(573.12)
88900000	CAP Move-Settlement	UZ	200000546	11/30/2012	(774.42)
88900000	CAP Move-Settlement	UZ	200000570	11/30/2012	(27.45)
88900000	CAP Move-Settlement	UZ	200000570	11/30/2012	(234.53)
88900000	CAP Move-Settlement	UZ	200000572	11/30/2012	(80.64)
88900000	CAP Move-Settlement	UZ	200000581	11/30/2012	(1,098.00)
88900000	CAP Move-Settlement	UZ	200000516	11/30/2012	(70.82)
88900000	CAP Move-Settlement	UZ	200000520	11/30/2012	(4,967.83)
88900000	CAP Move-Settlement	UZ	200000520	11/30/2012	4,967.83
88900000	CAP Move-Settlement	UZ	200000525	11/30/2012	(109.91)
88900000	CAP Move-Settlement	UZ	200000525	11/30/2012	(287.00)
88900000	CAP Move-Settlement	UZ	200000525	11/30/2012	(38.28)
88900000	CAP Move-Settlement	UZ	200000525	11/30/2012	(199.07)
88900000	CAP Move-Settlement	UZ	200000526	11/30/2012	(1,700.00)
88900000	CAP Move-Settlement	UZ	200000546	11/30/2012	(466.08)
88900000	CAP Move-Settlement	UZ	200000546	11/30/2012	(189.02)
88900000	CAP Move-Settlement	UZ	200000516	11/30/2012	36,642.00
88900000	CAP Move-Settlement	UZ	200000550	11/30/2012	500.00
88900000	CAP Move-Settlement	UZ	200000531	11/30/2012	488.16
88900000	CAP Move-Settlement	UZ	200000531	11/30/2012	6,010.64
88900000	CAP Move-Settlement	UZ	200000546	11/30/2012	34.19
88900000	CAP Move-Settlement	UZ	200000546	11/30/2012	1,330.37
88900000	CAP Move-Settlement	UZ	200000550	11/30/2012	(1,214.86)
88900000	CAP Move-Settlement	UZ	200000570	11/30/2012	(18.98)
88900000	CAP Move-Settlement	UZ	200000570	11/30/2012	(6.48)
88900000	CAP Move-Settlement	UZ	200000572	11/30/2012	(59.64)
88900000	CAP Move-Settlement	UZ	200000574	11/30/2012	(259.20)
88900000	CAP Move-Settlement	UZ	200000583	11/30/2012	(7,500.00)
88900000	CAP Move-Settlement	UZ	200000546	11/30/2012	261.71
88900000	CAP Move-Settlement	UZ	200000546	11/30/2012	(53.55)
88900000	CAP Move-Settlement	UZ	200000570	11/30/2012	(1,036.80)
88900000	CAP Move-Settlement	UZ	200000570	11/30/2012	(238.28)
88900000	CAP Move-Settlement	UZ	200000572	11/30/2012	(76.04)
88900000	CAP Move-Settlement	UZ	200000574	11/30/2012	(25.92)
88900000	CAP Move-Settlement	UZ	200000525	11/30/2012	(6.45)
88900000	CAP Move-Settlement	UZ	200000525	11/30/2012	(18.53)
88900000	CAP Move-Settlement	UZ	200000525	11/30/2012	(48.39)
88900000	CAP Move-Settlement	UZ	200000525	11/30/2012	(33.56)
88900000	CAP Move-Settlement	UZ	200000546	11/30/2012	(36.50)
88900000	CAP Move-Settlement	UZ	200000548	11/30/2012	(189.91)
88900000	CAP Move-Settlement	UZ	200000570	11/30/2012	(172.24)
88900000	CAP Move-Settlement	UZ	200000570	11/30/2012	(59.15)
88900000	CAP Move-Settlement	UZ	200000570	11/30/2012	(12.28)
88900000	CAP Move-Settlement	UZ	200000572	11/30/2012	(0.87)
88900000	CAP Move-Settlement	UZ	200000572	11/30/2012	(295.89)
88900000	CAP Move-Settlement	UZ	200000516	11/30/2012	(17,000.00)
88900000	CAP Move-Settlement	UZ	200000516	11/30/2012	17,000.00
88900000	CAP Move-Settlement	UZ	200000518	11/30/2012	(4,000.00)
88900000	CAP Move-Settlement	UZ	200000518	11/30/2012	4,000.00
88900000	CAP Move-Settlement	UZ	200000522	11/30/2012	(780.88)
88900000	CAP Move-Settlement	UZ	200000522	11/30/2012	702.50
88900000	CAP Move-Settlement	UZ	200000546	11/30/2012	653.95
88900000	CAP Move-Settlement	UZ	200000546	11/30/2012	10.96
88900000	CAP Move-Settlement	UZ	200000516	11/30/2012	(644.04)
88900000	CAP Move-Settlement	UZ	200000516	11/30/2012	(801.94)
88900000	CAP Move-Settlement	UZ	200000520	11/30/2012	(30,850.00)
88900000	CAP Move-Settlement	UZ	200000525	11/30/2012	(120.99)
88900000	CAP Move-Settlement	UZ	200000525	11/30/2012	(46.33)
88900000	CAP Move-Settlement	UZ	200000525	11/30/2012	(16.14)
88900000	CAP Move-Settlement	UZ	200000525	11/30/2012	(83.92)
88900000	CAP Move-Settlement	UZ	200000526	11/30/2012	69,290.00
88900000	CAP Move-Settlement	UZ	200000546	11/30/2012	(775.63)
88900000	CAP Move-Settlement	UZ	200000546	11/30/2012	(2,156.42)
88900000	CAP Move-Settlement	UZ	200000516	11/30/2012	19,021.00
88900000	CAP Move-Settlement	UZ	200000520	11/30/2012	(10,700.00)
88900000	CAP Move-Settlement	UZ	200000546	11/30/2012	1,003.66
88900000	CAP Move-Settlement	UZ	200000546	11/30/2012	(882.99)
88900000	CAP Move-Settlement	UZ	200000550	11/30/2012	(1,702.79)
88900000	CAP Move-Settlement	UZ	200000570	11/30/2012	(140.06)
88900000	CAP Move-Settlement	UZ	200000570	11/30/2012	(39.13)
88900000	CAP Move-Settlement	UZ	200000572	11/30/2012	(1.72)
88900000	CAP Move-Settlement	UZ	200000572	11/30/2012	(538.56)

Kentucky American Water Company  
Case No. 2012-00520  
Response to PSC DR1, Item 31

Account	Description	Doc Type	Document Number	Posting Date	Amount
88900000	CAP Move-Settlement	UZ	200000516	11/30/2012	(1,174.17)
88900000	CAP Move-Settlement	UZ	200000520	11/30/2012	60,354.00
88900000	CAP Move-Settlement	UZ	200000520	11/30/2012	(60,354.00)
88900000	CAP Move-Settlement	UZ	200000525	11/30/2012	(104.51)
88900000	CAP Move-Settlement	UZ	200000525	11/30/2012	(40.02)
88900000	CAP Move-Settlement	UZ	200000525	11/30/2012	(13.94)
88900000	CAP Move-Settlement	UZ	200000525	11/30/2012	(72.49)
88900000	CAP Move-Settlement	UZ	200000526	11/30/2012	(27,288.00)
88900000	CAP Move-Settlement	UZ	200000546	11/30/2012	(1,907.43)
88900000	CAP Move-Settlement	UZ	200000546	11/30/2012	(511.40)
88900000	CAP Move-Settlement	UZ	200000520	11/30/2012	(15,906.55)
88900000	CAP Move-Settlement	UZ	200000520	11/30/2012	15,906.55
88900000	CAP Move-Settlement	UZ	200000583	11/30/2012	(11.91)
88900000	CAP Move-Settlement	UZ	200000516	11/30/2012	(188.69)
88900000	CAP Move-Settlement	UZ	200000520	11/30/2012	(8,190.00)
88900000	CAP Move-Settlement	UZ	200000520	11/30/2012	8,190.00
88900000	CAP Move-Settlement	UZ	200000526	11/30/2012	(7,810.00)
88900000	CAP Move-Settlement	UZ	200000546	11/30/2012	(131.54)
88900000	CAP Move-Settlement	UZ	200000546	11/30/2012	(1,118.40)
88900000	CAP Move-Settlement	UZ	200000516	11/30/2012	(784.28)
88900000	CAP Move-Settlement	UZ	200000520	11/30/2012	(7,500.00)
88900000	CAP Move-Settlement	UZ	200000525	11/30/2012	(32.16)
88900000	CAP Move-Settlement	UZ	200000525	11/30/2012	(22.31)
88900000	CAP Move-Settlement	UZ	200000525	11/30/2012	(12.32)
88900000	CAP Move-Settlement	UZ	200000525	11/30/2012	(4.29)
88900000	CAP Move-Settlement	UZ	200000546	11/30/2012	(85.95)
88900000	CAP Move-Settlement	UZ	200000546	11/30/2012	(551.71)
88900000	CAP Move-Settlement	UZ	200000516	11/30/2012	27,554.00
88900000	CAP Move-Settlement	UZ	200000550	11/30/2012	(1,328.64)
88900000	CAP Move-Settlement	UZ	200000526	11/30/2012	(7,000.00)
88900000	CAP Move-Settlement	UZ	200000546	11/30/2012	(489.30)
88900000	CAP Move-Settlement	UZ	200000546	11/30/2012	35.38
88900000	CAP Move-Settlement	UZ	200000546	11/30/2012	(93.55)
88900000	CAP Move-Settlement	UZ	200000583	11/30/2012	(137,363.25)
88900000	CAP Move-Settlement	UZ	200000531	11/30/2012	(1,322.06)
88900000	CAP Move-Settlement	UZ	200000544	11/30/2012	(138.86)
88900000	CAP Move-Settlement	UZ	200000546	11/30/2012	8,245.53
88900000	CAP Move-Settlement	UZ	200000546	11/30/2012	(7.51)
88900000	CAP Move-Settlement	UZ	200000548	11/30/2012	(85.91)
88900000	CAP Move-Settlement	UZ	200000550	11/30/2012	(8,245.53)
88900000	CAP Move-Settlement	UZ	200000546	11/30/2012	(212.54)
88900000	CAP Move-Settlement	UZ	200000558	11/30/2012	(1,687.19)
88900000	CAP Move-Settlement	UZ	200000558	11/30/2012	(2,199.37)
88900000	CAP Move-Settlement	UZ	200000525	11/30/2012	(61.05)
88900000	CAP Move-Settlement	UZ	200000525	11/30/2012	(42.35)
88900000	CAP Move-Settlement	UZ	200000525	11/30/2012	(23.38)
88900000	CAP Move-Settlement	UZ	200000525	11/30/2012	(8.14)
88900000	CAP Move-Settlement	UZ	200000546	11/30/2012	(49.79)
88900000	CAP Move-Settlement	UZ	200000558	11/30/2012	(232.44)
88900000	CAP Move-Settlement	UZ	200000558	11/30/2012	(303.01)
88900000	CAP Move-Settlement	UZ	200000570	11/30/2012	(133.28)
88900000	CAP Move-Settlement	UZ	200000570	11/30/2012	(228.90)
88900000	CAP Move-Settlement	UZ	200000572	11/30/2012	(17.28)
88900000	CAP Move-Settlement	UZ	200000572	11/30/2012	6,899.07
88900000	CAP Move-Settlement	UZ	200000572	11/30/2012	546.52
88900000	CAP Move-Settlement	UZ	200000572	11/30/2012	(12.03)
88900000	CAP Move-Settlement	UZ	200000572	11/30/2012	(19.43)
88900000	CAP Move-Settlement	UZ	200000572	11/30/2012	354.13
88900000	CAP Move-Settlement	UZ	200000572	11/30/2012	488.81
88900000	CAP Move-Settlement	UZ	200000574	11/30/2012	(4,279.35)
88900000	CAP Move-Settlement	UZ	200000574	11/30/2012	(9.17)
88900000	CAP Move-Settlement	UZ	200000581	11/30/2012	(48,875.16)
88900000	CAP Move-Settlement	UZ	200000546	11/30/2012	(68.40)
88900000	CAP Move-Settlement	UZ	200000546	11/30/2012	127.40
88900000	CAP Move-Settlement	UZ	200000550	11/30/2012	(68.40)
88900000	CAP Move-Settlement	UZ	200000555	11/30/2012	(1,919.94)
88900000	CAP Move-Settlement	UZ	200000558	11/30/2012	(1,472.83)
88900000	CAP Move-Settlement	UZ	200000583	11/30/2012	(16,313.50)
88900000	CAP Move-Settlement	UZ	200000546	11/30/2012	(218.88)
88900000	CAP Move-Settlement	UZ	200000583	11/30/2012	(3,206.46)
88900000	CAP Move-Settlement	UZ	200000531	11/30/2012	(4,272.59)
88900000	CAP Move-Settlement	UZ	200000546	11/30/2012	208,023.19
88900000	CAP Move-Settlement	UZ	200000546	11/30/2012	(210,551.59)
88900000	CAP Move-Settlement	UZ	200000550	11/30/2012	(208,023.19)
88900000	CAP Move-Settlement	UZ	200000555	11/30/2012	(13,860.90)
88900000	CAP Move-Settlement	UZ	200000555	11/30/2012	(10,633.02)
88900000	CAP Move-Settlement	UZ	200000567	11/30/2012	(36,620.91)



Kentucky American Water Company  
Case No. 2012-00520  
Response to PSC DR1, Item 31

Account	Description	Doc Type	Document Number	Posting Date	Amount
88900000	CAP Move-Settlement	UZ	200000570	11/30/2012	2,948,546.88
88900000	CAP Move-Settlement	UZ	200000572	11/30/2012	(2,948,546.88)
88900000	CAP Move-Settlement	UZ	200000531	11/30/2012	(130,551.12)
88900000	CAP Move-Settlement	UZ	200000558	11/30/2012	(18.69)
88900000	CAP Move-Settlement	UZ	200000558	11/30/2012	(14.34)
88900000	CAP Move-Settlement	UZ	200000531	11/30/2012	(5,954.36)
88900000	CAP Move-Settlement	UZ	200000546	11/30/2012	(405.96)
88900000	CAP Move-Settlement	UZ	200000546	11/30/2012	(4.10)
88900000	CAP Move-Settlement	UZ	200000583	11/30/2012	(44,761.60)
88900000	CAP Move-Settlement	UZ	200000555	11/30/2012	(18.72)
88900000	CAP Move-Settlement	UZ	200000558	11/30/2012	(14.36)
88900000	CAP Move-Settlement	UZ	200000555	11/30/2012	(4.28)
88900000	CAP Move-Settlement	UZ	200000558	11/30/2012	(3.28)
88900000	CAP Move-Settlement	UZ	200000555	11/30/2012	(12.10)
88900000	CAP Move-Settlement	UZ	200000555	11/30/2012	(15.77)
88900000	CAP Move-Settlement	UZ	200000525	11/30/2012	(59.90)
88900000	CAP Move-Settlement	UZ	200000525	11/30/2012	(41.55)
88900000	CAP Move-Settlement	UZ	200000525	11/30/2012	(22.94)
88900000	CAP Move-Settlement	UZ	200000525	11/30/2012	(7.99)
88900000	CAP Move-Settlement	UZ	200000546	11/30/2012	(97.52)
88900000	CAP Move-Settlement	UZ	200000546	11/30/2012	(0.99)
88900000	CAP Move-Settlement	UZ	200000558	11/30/2012	(24.94)
88900000	CAP Move-Settlement	UZ	200000558	11/30/2012	(19.13)
88900000	CAP Move-Settlement	UZ	200000570	11/30/2012	(60.66)
88900000	CAP Move-Settlement	UZ	200000572	11/30/2012	(24.04)
88900000	CAP Move-Settlement	UZ	200000572	11/30/2012	(802.20)
88900000	CAP Move-Settlement	UZ	200000574	11/30/2012	(42.09)
88900000	CAP Move-Settlement	UZ	200000581	11/30/2012	(56.14)
88900000	CAP Move-Settlement	UZ	200000558	11/30/2012	(0.22)
88900000	CAP Move-Settlement	UZ	200000558	11/30/2012	(0.29)
88900000	CAP Move-Settlement	UZ	200000525	11/30/2012	(22.95)
88900000	CAP Move-Settlement	UZ	200000525	11/30/2012	(7.99)
88900000	CAP Move-Settlement	UZ	200000525	11/30/2012	(59.91)
88900000	CAP Move-Settlement	UZ	200000525	11/30/2012	(41.56)
88900000	CAP Move-Settlement	UZ	200000546	11/30/2012	0.26
88900000	CAP Move-Settlement	UZ	200000546	11/30/2012	25.44
88900000	CAP Move-Settlement	UZ	200000555	11/30/2012	(29.63)
88900000	CAP Move-Settlement	UZ	200000555	11/30/2012	(22.73)
88900000	CAP Move-Settlement	UZ	200000570	11/30/2012	(33.70)
88900000	CAP Move-Settlement	UZ	200000572	11/30/2012	(48.54)
88900000	CAP Move-Settlement	UZ	200000572	11/30/2012	(641.76)
88900000	CAP Move-Settlement	UZ	200000574	11/30/2012	(19.26)
88900000	CAP Move-Settlement	UZ	200000581	11/30/2012	(44.92)
88900000	CAP Move-Settlement	UZ	200000558	11/30/2012	(128.17)
88900000	CAP Move-Settlement	UZ	200000558	11/30/2012	(98.33)
88900000	CAP Move-Settlement	UZ	200000583	11/30/2012	(98.37)
88900000	CAP Move-Settlement	UZ	200000516	11/30/2012	(1,331.83)
88900000	CAP Move-Settlement	UZ	200000526	11/30/2012	(9,221.80)
88900000	CAP Move-Settlement	UZ	200000546	11/30/2012	(644.60)
88900000	CAP Move-Settlement	UZ	200000546	11/30/2012	(93.09)
88900000	CAP Move-Settlement	UZ	200000546	11/30/2012	(1,745.08)
88900000	CAP Move-Settlement	UZ	200000546	11/30/2012	1,747.50
88900000	CAP Move-Settlement	UZ	200000550	11/30/2012	(1,747.50)
88900000	CAP Move-Settlement	UZ	200000555	11/30/2012	(110.22)
88900000	CAP Move-Settlement	UZ	200000558	11/30/2012	(84.55)
88900000	CAP Move-Settlement	UZ	200000583	11/30/2012	(1,806.70)
88900000	CAP Move-Settlement	UZ	200000525	11/30/2012	(31.63)
88900000	CAP Move-Settlement	UZ	200000525	11/30/2012	(57.27)
88900000	CAP Move-Settlement	UZ	200000525	11/30/2012	(11.01)
88900000	CAP Move-Settlement	UZ	200000525	11/30/2012	(82.57)
88900000	CAP Move-Settlement	UZ	200000533	11/30/2012	(7,185.58)
88900000	CAP Move-Settlement	UZ	200000533	11/30/2012	2,708.28
88900000	CAP Move-Settlement	UZ	200000541	11/30/2012	(2,708.28)
88900000	CAP Move-Settlement	UZ	200000546	11/30/2012	(573.92)
88900000	CAP Move-Settlement	UZ	200000546	11/30/2012	(2,034.81)
88900000	CAP Move-Settlement	UZ	200000548	11/30/2012	(34.98)
88900000	CAP Move-Settlement	UZ	200000570	11/30/2012	(196.92)
88900000	CAP Move-Settlement	UZ	200000572	11/30/2012	(16.96)
88900000	CAP Move-Settlement	UZ	200000572	11/30/2012	(47.81)
88900000	CAP Move-Settlement	UZ	200000572	11/30/2012	(0.45)
88900000	CAP Move-Settlement	UZ	200000574	11/30/2012	(11.20)
88900000	CAP Move-Settlement	UZ	200000581	11/30/2012	(34.54)
88900000	CAP Move-Settlement	UZ	200000546	11/30/2012	(8.87)
88900000	CAP Move-Settlement	UZ	200000525	11/30/2012	(171.15)
88900000	CAP Move-Settlement	UZ	200000525	11/30/2012	(22.83)
88900000	CAP Move-Settlement	UZ	200000525	11/30/2012	(118.71)
88900000	CAP Move-Settlement	UZ	200000525	11/30/2012	(65.54)

Kentucky American Water Company  
Case No. 2012-00520  
Response to PSC DR1, Item 31

Account	Description	Doc Type	Document Number	Posting Date	Amount
88900000	CAP Move-Settlement	UZ	2000000533	11/30/2012	(285.68)
88900000	CAP Move-Settlement	UZ	2000000546	11/30/2012	(301.47)
88900000	CAP Move-Settlement	UZ	2000000570	11/30/2012	(617.78)
88900000	CAP Move-Settlement	UZ	2000000572	11/30/2012	(73.64)
88900000	CAP Move-Settlement	UZ	2000000574	11/30/2012	(5.26)
88900000	CAP Move-Settlement	UZ	2000000574	11/30/2012	(3.86)
88900000	CAP Move-Settlement	UZ	2000000581	11/30/2012	(2.94)
88900000	CAP Move-Settlement	UZ	2000000581	11/30/2012	(22.22)
88900000	CAP Move-Settlement	UZ	2000000525	11/30/2012	(214.27)
88900000	CAP Move-Settlement	UZ	2000000525	11/30/2012	(148.62)
88900000	CAP Move-Settlement	UZ	2000000525	11/30/2012	(82.06)
88900000	CAP Move-Settlement	UZ	2000000525	11/30/2012	(28.58)
88900000	CAP Move-Settlement	UZ	2000000526	11/30/2012	(4,410.00)
88900000	CAP Move-Settlement	UZ	2000000533	11/30/2012	(493.57)
88900000	CAP Move-Settlement	UZ	2000000546	11/30/2012	(308.26)
88900000	CAP Move-Settlement	UZ	2000000546	11/30/2012	(647.73)
88900000	CAP Move-Settlement	UZ	2000000550	11/30/2012	(98.98)
88900000	CAP Move-Settlement	UZ	2000000550	11/30/2012	(73.88)
88900000	CAP Move-Settlement	UZ	2000000570	11/30/2012	(928.55)
88900000	CAP Move-Settlement	UZ	2000000570	11/30/2012	(15.22)
88900000	CAP Move-Settlement	UZ	2000000570	11/30/2012	(320.99)
88900000	CAP Move-Settlement	UZ	2000000572	11/30/2012	(621.17)
88900000	CAP Move-Settlement	UZ	2000000574	11/30/2012	(154.14)
88900000	CAP Move-Settlement	UZ	2000000574	11/30/2012	(3,400.67)
88900000	CAP Move-Settlement	UZ	2000000574	11/30/2012	(94.80)
88900000	CAP Move-Settlement	UZ	2000000581	11/30/2012	(40,056.24)
88900000	CAP Move-Settlement	UZ	2000000583	11/30/2012	(629.88)
88900000	CAP Move-Settlement	UZ	2000000546	11/30/2012	(5.23)
88900000	CAP Move-Settlement	UZ	2000000525	11/30/2012	(387.41)
88900000	CAP Move-Settlement	UZ	2000000525	11/30/2012	(268.72)
88900000	CAP Move-Settlement	UZ	2000000525	11/30/2012	(51.67)
88900000	CAP Move-Settlement	UZ	2000000525	11/30/2012	(148.36)
88900000	CAP Move-Settlement	UZ	2000000533	11/30/2012	(562.75)
88900000	CAP Move-Settlement	UZ	2000000546	11/30/2012	(65.07)
88900000	CAP Move-Settlement	UZ	2000000546	11/30/2012	(230.69)
88900000	CAP Move-Settlement	UZ	2000000570	11/30/2012	(308.89)
88900000	CAP Move-Settlement	UZ	2000000546	11/30/2012	41.29
88900000	CAP Move-Settlement	UZ	2000000525	11/30/2012	(4.75)
88900000	CAP Move-Settlement	UZ	2000000525	11/30/2012	(35.60)
88900000	CAP Move-Settlement	UZ	2000000525	11/30/2012	(13.63)
88900000	CAP Move-Settlement	UZ	2000000525	11/30/2012	(24.69)
88900000	CAP Move-Settlement	UZ	2000000546	11/30/2012	(22.98)
88900000	CAP Move-Settlement	UZ	2000000546	11/30/2012	683.30
88900000	CAP Move-Settlement	UZ	2000000550	11/30/2012	(799.87)
88900000	CAP Move-Settlement	UZ	2000000572	11/30/2012	(466.74)
88900000	CAP Move-Settlement	UZ	2000000583	11/30/2012	(22,901.00)
88900000	CAP Move-Settlement	UZ	2000000555	11/30/2012	(30.53)
88900000	CAP Move-Settlement	UZ	2000000558	11/30/2012	(39.80)
88900000	CAP Move-Settlement	UZ	2000000546	11/30/2012	81.19
88900000	CAP Move-Settlement	UZ	2000000525	11/30/2012	(45.91)
88900000	CAP Move-Settlement	UZ	2000000525	11/30/2012	(344.25)
88900000	CAP Move-Settlement	UZ	2000000525	11/30/2012	(131.83)
88900000	CAP Move-Settlement	UZ	2000000525	11/30/2012	(238.78)
88900000	CAP Move-Settlement	UZ	2000000533	11/30/2012	(2,388.42)
88900000	CAP Move-Settlement	UZ	2000000546	11/30/2012	44.07
88900000	CAP Move-Settlement	UZ	2000000546	11/30/2012	98.09
88900000	CAP Move-Settlement	UZ	2000000550	11/30/2012	(15.90)
88900000	CAP Move-Settlement	UZ	2000000550	11/30/2012	(71.61)
88900000	CAP Move-Settlement	UZ	2000000550	11/30/2012	(566.19)
88900000	CAP Move-Settlement	UZ	2000000570	11/30/2012	(865.78)
88900000	CAP Move-Settlement	UZ	2000000570	11/30/2012	(0.99)
88900000	CAP Move-Settlement	UZ	2000000570	11/30/2012	(349.42)
88900000	CAP Move-Settlement	UZ	2000000571	11/30/2012	(2,192.61)
88900000	CAP Move-Settlement	UZ	2000000572	11/30/2012	(173.27)
88900000	CAP Move-Settlement	UZ	2000000572	11/30/2012	(2,579.10)
88900000	CAP Move-Settlement	UZ	2000000574	11/30/2012	(1,257.96)
88900000	CAP Move-Settlement	UZ	2000000574	11/30/2012	(147.74)
88900000	CAP Move-Settlement	UZ	2000000583	11/30/2012	(6,403.88)
88900000	CAP Move-Settlement	UZ	2000000546	11/30/2012	391.47
88900000	CAP Move-Settlement	UZ	2000000546	11/30/2012	175.88
88900000	CAP Move-Settlement	UZ	2000000550	11/30/2012	(699.00)
88900000	CAP Move-Settlement	UZ	2000000570	11/30/2012	(88.59)
88900000	CAP Move-Settlement	UZ	2000000570	11/30/2012	(65.11)
88900000	CAP Move-Settlement	UZ	2000000570	11/30/2012	(26.16)
88900000	CAP Move-Settlement	UZ	2000000570	11/30/2012	(9,884.44)
88900000	CAP Move-Settlement	UZ	2000000572	11/30/2012	(786.61)
88900000	CAP Move-Settlement	UZ	2000000574	11/30/2012	(118.55)

Kentucky American Water Company  
Case No. 2012-00520  
Response to PSC DR1, Item 31

Account	Description	Doc Type	Document Number	Posting Date	Amount
88900000	CAP Move-Settlement	UZ	200000581	11/30/2012	(26.56)
88900000	CAP Move-Settlement	UZ	200000526	11/30/2012	(2,550.00)
88900000	CAP Move-Settlement	UZ	200000546	11/30/2012	(178.25)
88900000	CAP Move-Settlement	UZ	200000526	11/30/2012	(425.00)
88900000	CAP Move-Settlement	UZ	200000546	11/30/2012	(29.71)
88900000	CAP Move-Settlement	UZ	200000526	11/30/2012	(2,978.00)
88900000	CAP Move-Settlement	UZ	200000546	11/30/2012	(208.16)
88900000	CAP Move-Settlement	UZ	200000525	11/30/2012	(162.92)
88900000	CAP Move-Settlement	UZ	200000525	11/30/2012	(21.73)
88900000	CAP Move-Settlement	UZ	200000525	11/30/2012	(113.01)
88900000	CAP Move-Settlement	UZ	200000525	11/30/2012	(62.40)
88900000	CAP Move-Settlement	UZ	200000526	11/30/2012	(44,665.00)
88900000	CAP Move-Settlement	UZ	200000541	11/30/2012	(1,582.87)
88900000	CAP Move-Settlement	UZ	200000546	11/30/2012	(3,188.77)
88900000	CAP Move-Settlement	UZ	200000546	11/30/2012	(257.99)
88900000	CAP Move-Settlement	UZ	200000572	11/30/2012	(763.56)
88900000	CAP Move-Settlement	UZ	200000572	11/30/2012	(57.52)
88900000	CAP Move-Settlement	UZ	200000574	11/30/2012	(36,267.50)
88900000	CAP Move-Settlement	UZ	200000581	11/30/2012	(76.75)
88900000	CAP Move-Settlement	UZ	200000531	11/30/2012	2,751.00
88900000	CAP Move-Settlement	UZ	200000546	11/30/2012	2.28
88900000	CAP Move-Settlement	UZ	200000546	11/30/2012	5.08
88900000	CAP Move-Settlement	UZ	200000526	11/30/2012	(2,250.00)
88900000	CAP Move-Settlement	UZ	200000546	11/30/2012	(48.76)
88900000	CAP Move-Settlement	UZ	200000546	11/30/2012	(108.52)
88900000	CAP Move-Settlement	UZ	200000525	11/30/2012	(613.69)
88900000	CAP Move-Settlement	UZ	200000525	11/30/2012	(425.67)
88900000	CAP Move-Settlement	UZ	200000525	11/30/2012	(81.85)
88900000	CAP Move-Settlement	UZ	200000525	11/30/2012	(235.03)
88900000	CAP Move-Settlement	UZ	200000526	11/30/2012	(17,477.00)
88900000	CAP Move-Settlement	UZ	200000526	11/30/2012	(23,647.00)
88900000	CAP Move-Settlement	UZ	200000533	11/30/2012	(1,267.07)
88900000	CAP Move-Settlement	UZ	200000546	11/30/2012	(536.04)
88900000	CAP Move-Settlement	UZ	200000546	11/30/2012	(1,983.45)
88900000	CAP Move-Settlement	UZ	200000546	11/30/2012	(240.83)
88900000	CAP Move-Settlement	UZ	200000546	11/30/2012	(891.12)
88900000	CAP Move-Settlement	UZ	200000548	11/30/2012	(66.86)
88900000	CAP Move-Settlement	UZ	200000550	11/30/2012	(482.31)
88900000	CAP Move-Settlement	UZ	200000570	11/30/2012	(94.79)
88900000	CAP Move-Settlement	UZ	200000572	11/30/2012	(543.82)
88900000	CAP Move-Settlement	UZ	200000572	11/30/2012	(12,392.40)
88900000	CAP Move-Settlement	UZ	200000572	11/30/2012	(3.10)
88900000	CAP Move-Settlement	UZ	200000574	11/30/2012	(3,450.07)
88900000	CAP Move-Settlement	UZ	200000581	11/30/2012	(220.65)
88900000	CAP Move-Settlement	UZ	200000581	11/30/2012	(102.00)
88900000	CAP Move-Settlement	UZ	200000583	11/30/2012	(29,397.57)
88900000	CAP Move-Settlement	UZ	200000526	11/30/2012	(4,587.00)
88900000	CAP Move-Settlement	UZ	200000526	11/30/2012	(2,250.00)
88900000	CAP Move-Settlement	UZ	200000546	11/30/2012	(148.15)
88900000	CAP Move-Settlement	UZ	200000546	11/30/2012	(329.76)
88900000	CAP Move-Settlement	UZ	200000583	11/30/2012	(250.00)
88900000	CAP Move-Settlement	UZ	200000558	11/30/2012	5.88
88900000	CAP Move-Settlement	UZ	200000558	11/30/2012	7.67
88900000	CAP Move-Settlement	UZ	200000555	11/30/2012	1.81
88900000	CAP Move-Settlement	UZ	200000558	11/30/2012	1.39
88900000	CAP Move-Settlement	UZ	200000583	11/30/2012	(764.00)
88900000	CAP Move-Settlement	UZ	200000526	11/30/2012	(525.00)
88900000	CAP Move-Settlement	UZ	200000546	11/30/2012	(36.70)
88900000	CAP Move-Settlement	UZ	200000526	11/30/2012	(105.00)
88900000	CAP Move-Settlement	UZ	200000546	11/30/2012	(7.34)
88900000	CAP Move-Settlement	UZ	200000546	11/30/2012	(668.33)
88900000	CAP Move-Settlement	UZ	200000546	11/30/2012	11,669.81
88900000	CAP Move-Settlement	UZ	200000550	11/30/2012	(11,669.81)
88900000	CAP Move-Settlement	UZ	200000583	11/30/2012	(143,100.00)
88900000	CAP Move-Settlement	UZ	200000525	11/30/2012	(107.71)
88900000	CAP Move-Settlement	UZ	200000525	11/30/2012	(59.47)
88900000	CAP Move-Settlement	UZ	200000525	11/30/2012	(155.28)
88900000	CAP Move-Settlement	UZ	200000525	11/30/2012	(20.71)
88900000	CAP Move-Settlement	UZ	200000526	11/30/2012	(10,202.00)
88900000	CAP Move-Settlement	UZ	200000533	11/30/2012	(69.50)
88900000	CAP Move-Settlement	UZ	200000546	11/30/2012	(1,192.82)
88900000	CAP Move-Settlement	UZ	200000546	11/30/2012	(713.12)
88900000	CAP Move-Settlement	UZ	200000572	11/30/2012	(57.54)
88900000	CAP Move-Settlement	UZ	200000572	11/30/2012	(76.79)
88900000	CAP Move-Settlement	UZ	200000572	11/30/2012	(763.56)
88900000	CAP Move-Settlement	UZ	200000526	11/30/2012	(1,020.00)
88900000	CAP Move-Settlement	UZ	200000546	11/30/2012	(71.30)

Kentucky American Water Company  
Case No. 2012-00520  
Response to PSC DR1, Item 31

Account	Description	Doc Type	Document Number	Posting Date	Amount
88900000	CAP Move-Settlement	UZ	200000546	11/30/2012	(0.66)
88900000	CAP Move-Settlement	UZ	200000546	11/30/2012	(4.45)
88900000	CAP Move-Settlement	UZ	200000525	11/30/2012	(53.28)
88900000	CAP Move-Settlement	UZ	200000525	11/30/2012	(277.11)
88900000	CAP Move-Settlement	UZ	200000525	11/30/2012	(153.00)
88900000	CAP Move-Settlement	UZ	200000525	11/30/2012	(399.51)
88900000	CAP Move-Settlement	UZ	200000526	11/30/2012	(3,275.00)
88900000	CAP Move-Settlement	UZ	200000526	11/30/2012	(3,675.00)
88900000	CAP Move-Settlement	UZ	200000533	11/30/2012	(1,657.77)
88900000	CAP Move-Settlement	UZ	200000546	11/30/2012	(422.65)
88900000	CAP Move-Settlement	UZ	200000546	11/30/2012	(422.00)
88900000	CAP Move-Settlement	UZ	200000546	11/30/2012	(63.15)
88900000	CAP Move-Settlement	UZ	200000546	11/30/2012	(63.06)
88900000	CAP Move-Settlement	UZ	200000550	11/30/2012	(27.96)
88900000	CAP Move-Settlement	UZ	200000570	11/30/2012	(2.35)
88900000	CAP Move-Settlement	UZ	200000570	11/30/2012	(53.54)
88900000	CAP Move-Settlement	UZ	200000572	11/30/2012	(53.32)
88900000	CAP Move-Settlement	UZ	200000572	11/30/2012	(70.87)
88900000	CAP Move-Settlement	UZ	200000572	11/30/2012	(289.38)
88900000	CAP Move-Settlement	UZ	200000572	11/30/2012	(1,835.90)
88900000	CAP Move-Settlement	UZ	200000574	11/30/2012	(123.96)
88900000	CAP Move-Settlement	UZ	200000581	11/30/2012	(371.69)
88900000	CAP Move-Settlement	UZ	200000583	11/30/2012	(1,449.88)
88900000	CAP Move-Settlement	UZ	200000546	11/30/2012	(20.82)
88900000	CAP Move-Settlement	UZ	200000546	11/30/2012	(3.11)
88900000	CAP Move-Settlement	UZ	200000526	11/30/2012	(1,000.00)
88900000	CAP Move-Settlement	UZ	200000546	11/30/2012	(60.81)
88900000	CAP Move-Settlement	UZ	200000546	11/30/2012	(9.09)
88900000	CAP Move-Settlement	UZ	200000546	11/30/2012	3.96
88900000	CAP Move-Settlement	UZ	200000546	11/30/2012	0.59
88900000	CAP Move-Settlement	UZ	200000525	11/30/2012	(4.52)
88900000	CAP Move-Settlement	UZ	200000525	11/30/2012	(1.73)
88900000	CAP Move-Settlement	UZ	200000525	11/30/2012	(3.14)
88900000	CAP Move-Settlement	UZ	200000525	11/30/2012	(0.60)
88900000	CAP Move-Settlement	UZ	200000546	11/30/2012	(0.37)
88900000	CAP Move-Settlement	UZ	200000546	11/30/2012	(2.45)
88900000	CAP Move-Settlement	UZ	200000546	11/30/2012	86.28
88900000	CAP Move-Settlement	UZ	200000546	11/30/2012	577.42
88900000	CAP Move-Settlement	UZ	200000550	11/30/2012	(663.70)
88900000	CAP Move-Settlement	UZ	200000581	11/30/2012	(9,495.06)
88900000	CAP Move-Settlement	UZ	200000546	11/30/2012	743.86
88900000	CAP Move-Settlement	UZ	200000546	11/30/2012	111.15
88900000	CAP Move-Settlement	UZ	200000550	11/30/2012	(855.02)
88900000	CAP Move-Settlement	UZ	200000581	11/30/2012	(12,231.72)
88900000	CAP Move-Settlement	UZ	200000525	11/30/2012	(161.41)
88900000	CAP Move-Settlement	UZ	200000525	11/30/2012	(89.12)
88900000	CAP Move-Settlement	UZ	200000525	11/30/2012	(232.69)
88900000	CAP Move-Settlement	UZ	200000525	11/30/2012	(31.03)
88900000	CAP Move-Settlement	UZ	200000531	11/30/2012	(232.78)
88900000	CAP Move-Settlement	UZ	200000546	11/30/2012	15,365.58
88900000	CAP Move-Settlement	UZ	200000546	11/30/2012	(7,722.44)
88900000	CAP Move-Settlement	UZ	200000546	11/30/2012	(51,680.94)
88900000	CAP Move-Settlement	UZ	200000546	11/30/2012	2,296.01
88900000	CAP Move-Settlement	UZ	200000550	11/30/2012	(298.73)
88900000	CAP Move-Settlement	UZ	200000550	11/30/2012	(21,955.07)
88900000	CAP Move-Settlement	UZ	200000570	11/30/2012	(75.85)
88900000	CAP Move-Settlement	UZ	200000570	11/30/2012	(4,235.18)
88900000	CAP Move-Settlement	UZ	200000572	11/30/2012	(258.02)
88900000	CAP Move-Settlement	UZ	200000574	11/30/2012	(55,187.00)
88900000	CAP Move-Settlement	UZ	200000574	11/30/2012	(982.93)
88900000	CAP Move-Settlement	UZ	200000574	11/30/2012	(57.77)
88900000	CAP Move-Settlement	UZ	200000574	11/30/2012	(18.13)
88900000	CAP Move-Settlement	UZ	200000583	11/30/2012	(227,702.50)
88900000	CAP Move-Settlement	UZ	200000526	11/30/2012	(22.00)
88900000	CAP Move-Settlement	UZ	200000526	11/30/2012	(65.00)
88900000	CAP Move-Settlement	UZ	200000546	11/30/2012	(5.29)
88900000	CAP Move-Settlement	UZ	200000546	11/30/2012	(0.79)
88900000	CAP Move-Settlement	UZ	200000546	11/30/2012	(4.55)
88900000	CAP Move-Settlement	UZ	200000546	11/30/2012	(30.46)
88900000	CAP Move-Settlement	UZ	200000546	11/30/2012	141.85
88900000	CAP Move-Settlement	UZ	200000546	11/30/2012	21.20
88900000	CAP Move-Settlement	UZ	200000546	11/30/2012	45.68
88900000	CAP Move-Settlement	UZ	200000546	11/30/2012	6.83
88900000	CAP Move-Settlement	UZ	200000533	11/30/2012	(180.37)
88900000	CAP Move-Settlement	UZ	200000546	11/30/2012	(10.97)
88900000	CAP Move-Settlement	UZ	200000546	11/30/2012	(1.64)
88900000	CAP Move-Settlement	UZ	200000555	11/30/2012	1.53

Kentucky American Water Company  
Case No. 2012-00520  
Response to PSC DR1, Item 31

Account	Description	Doc Type	Document Number	Posting Date	Amount
88900000	CAP Move-Settlement	UZ	2000000558	11/30/2012	1.19
88900000	CAP Move-Settlement	UZ	2000000546	11/30/2012	37.26
88900000	CAP Move-Settlement	UZ	2000000570	11/30/2012	(177.77)
88900000	CAP Move-Settlement	UZ	2000000572	11/30/2012	(41.71)
88900000	CAP Move-Settlement	UZ	2000000572	11/30/2012	(14.48)
88900000	CAP Move-Settlement	UZ	2000000572	11/30/2012	(580.32)
88900000	CAP Move-Settlement	UZ	2000000546	11/30/2012	2,099.69
88900000	CAP Move-Settlement	UZ	2000000550	11/30/2012	(2,099.69)
88900000	CAP Move-Settlement	UZ	2000000583	11/30/2012	(30,038.53)
88900000	CAP Move-Settlement	UZ	2000000555	11/30/2012	(0.52)
88900000	CAP Move-Settlement	UZ	2000000558	11/30/2012	(0.40)
88900000	CAP Move-Settlement	UZ	2000000583	11/30/2012	(300.82)
88900000	CAP Move-Settlement	UZ	2000000546	11/30/2012	(441.73)
88900000	CAP Move-Settlement	UZ	2000000583	11/30/2012	(652.67)
88900000	CAP Move-Settlement	UZ	2000000546	11/30/2012	(19.82)
88900000	CAP Move-Settlement	UZ	2000000558	11/30/2012	(3.38)
88900000	CAP Move-Settlement	UZ	2000000558	11/30/2012	(2.59)
88900000	CAP Move-Settlement	UZ	2000000583	11/30/2012	(38,758.73)
88900000	CAP Move-Settlement	UZ	2000000525	11/30/2012	(18.68)
88900000	CAP Move-Settlement	UZ	2000000525	11/30/2012	(53.62)
88900000	CAP Move-Settlement	UZ	2000000525	11/30/2012	(97.12)
88900000	CAP Move-Settlement	UZ	2000000525	11/30/2012	(140.03)
88900000	CAP Move-Settlement	UZ	2000000531	11/30/2012	(717.40)
88900000	CAP Move-Settlement	UZ	2000000546	11/30/2012	496.84
88900000	CAP Move-Settlement	UZ	2000000546	11/30/2012	(2,966.94)
88900000	CAP Move-Settlement	UZ	2000000548	11/30/2012	(263.16)
88900000	CAP Move-Settlement	UZ	2000000548	11/30/2012	(1,395.14)
88900000	CAP Move-Settlement	UZ	2000000555	11/30/2012	(2,241.87)
88900000	CAP Move-Settlement	UZ	2000000558	11/30/2012	(1,719.79)
88900000	CAP Move-Settlement	UZ	2000000570	11/30/2012	(198.40)
88900000	CAP Move-Settlement	UZ	2000000574	11/30/2012	(106.26)
88900000	CAP Move-Settlement	UZ	2000000574	11/30/2012	(2,314.91)
88900000	CAP Move-Settlement	UZ	2000000574	11/30/2012	(500.44)
88900000	CAP Move-Settlement	UZ	2000000581	11/30/2012	(136.57)
88900000	CAP Move-Settlement	UZ	2000000581	11/30/2012	(375.04)
88900000	CAP Move-Settlement	UZ	2000000555	11/30/2012	(58.76)
88900000	CAP Move-Settlement	UZ	2000000558	11/30/2012	(76.60)
88900000	CAP Move-Settlement	UZ	2000000555	11/30/2012	(66.10)
88900000	CAP Move-Settlement	UZ	2000000558	11/30/2012	(50.71)
88900000	CAP Move-Settlement	UZ	2000000570	11/30/2012	(5,118.50)
88900000	CAP Move-Settlement	UZ	2000000546	11/30/2012	1,225.11
88900000	CAP Move-Settlement	UZ	2000000548	11/30/2012	(177.70)
88900000	CAP Move-Settlement	UZ	2000000548	11/30/2012	(547.78)
88900000	CAP Move-Settlement	UZ	2000000548	11/30/2012	(810.65)
88900000	CAP Move-Settlement	UZ	2000000548	11/30/2012	(576.42)
88900000	CAP Move-Settlement	UZ	2000000550	11/30/2012	(1,203.86)
88900000	CAP Move-Settlement	UZ	2000000555	11/30/2012	(582.89)
88900000	CAP Move-Settlement	UZ	2000000558	11/30/2012	(447.15)
88900000	CAP Move-Settlement	UZ	2000000570	11/30/2012	(19.67)
88900000	CAP Move-Settlement	UZ	2000000570	11/30/2012	(6.50)
88900000	CAP Move-Settlement	UZ	2000000572	11/30/2012	(88.72)
88900000	CAP Move-Settlement	UZ	2000000574	11/30/2012	(2.22)
88900000	CAP Move-Settlement	UZ	2000000583	11/30/2012	(17,222.57)
88900000	CAP Move-Settlement	UZ	2000000525	11/30/2012	(4.47)
88900000	CAP Move-Settlement	UZ	2000000525	11/30/2012	(8.09)
88900000	CAP Move-Settlement	UZ	2000000525	11/30/2012	(1.56)
88900000	CAP Move-Settlement	UZ	2000000525	11/30/2012	(11.67)
88900000	CAP Move-Settlement	UZ	2000000546	11/30/2012	(1,176.07)
88900000	CAP Move-Settlement	UZ	2000000546	11/30/2012	(2.49)
88900000	CAP Move-Settlement	UZ	2000000555	11/30/2012	(232.52)
88900000	CAP Move-Settlement	UZ	2000000558	11/30/2012	(303.11)
88900000	CAP Move-Settlement	UZ	2000000570	11/30/2012	(4.92)
88900000	CAP Move-Settlement	UZ	2000000570	11/30/2012	(6.91)
88900000	CAP Move-Settlement	UZ	2000000572	11/30/2012	(18.09)
88900000	CAP Move-Settlement	UZ	2000000572	11/30/2012	(3.75)
88900000	CAP Move-Settlement	UZ	2000000574	11/30/2012	(93.75)
88900000	CAP Move-Settlement	UZ	2000000558	11/30/2012	(12.93)
88900000	CAP Move-Settlement	UZ	2000000558	11/30/2012	(9.92)
88900000	CAP Move-Settlement	UZ	2000000558	11/30/2012	(12.25)
88900000	CAP Move-Settlement	UZ	2000000558	11/30/2012	(9.40)
88900000	CAP Move-Settlement	UZ	2000000555	11/30/2012	(33.70)
88900000	CAP Move-Settlement	UZ	2000000558	11/30/2012	(43.93)
88900000	CAP Move-Settlement	UZ	2000000525	11/30/2012	(34.58)
88900000	CAP Move-Settlement	UZ	2000000525	11/30/2012	(90.29)
88900000	CAP Move-Settlement	UZ	2000000525	11/30/2012	(62.63)
88900000	CAP Move-Settlement	UZ	2000000525	11/30/2012	(12.04)
88900000	CAP Move-Settlement	UZ	2000000546	11/30/2012	(49.09)

Kentucky American Water Company  
Case No. 2012-00520  
Response to PSC DR1, Item 31

Account	Description	Doc Type	Document Number	Posting Date	Amount
88900000	CAP Move-Settlement	UZ	200000546	11/30/2012	(12.27)
88900000	CAP Move-Settlement	UZ	200000555	11/30/2012	(1.05)
88900000	CAP Move-Settlement	UZ	200000558	11/30/2012	(1.37)
88900000	CAP Move-Settlement	UZ	200000546	11/30/2012	(34.82)
88900000	CAP Move-Settlement	UZ	200000552	11/30/2012	(199.90)
88900000	CAP Move-Settlement	UZ	200000546	11/30/2012	400.47
88900000	CAP Move-Settlement	UZ	200000550	11/30/2012	(699.00)
88900000	CAP Move-Settlement	UZ	200000599	11/30/2012	(352.08)
88900000	CAP Move-Settlement	UZ	200000599	11/30/2012	352.08
88900000	CAP Move-Settlement	UZ	200000531	11/30/2012	(639.04)
88900000	CAP Move-Settlement	UZ	200000546	11/30/2012	4,149.33
88900000	CAP Move-Settlement	UZ	200000550	11/30/2012	(4,194.00)
88900000	CAP Move-Settlement	UZ	200000581	11/30/2012	(30,000.00)
88900000	CAP Move-Settlement	UZ	200000546	11/30/2012	2,205.95
88900000	CAP Move-Settlement	UZ	200000572	11/30/2012	(122.82)
88900000	CAP Move-Settlement	UZ	200000546	11/30/2012	(2,268.84)
88900000	CAP Move-Settlement	UZ	200000546	11/30/2012	585.69
88900000	CAP Move-Settlement	UZ	200000546	11/30/2012	(2,534.01)
88900000	CAP Move-Settlement	UZ	200000546	11/30/2012	5,452.20
88900000	CAP Move-Settlement	UZ	200000546	11/30/2012	(159.30)
88900000	CAP Move-Settlement	UZ	200000583	11/30/2012	(4,300.00)
88900000	CAP Move-Settlement	UZ	200000546	11/30/2012	(262.71)
88900000	CAP Move-Settlement	UZ	200000546	11/30/2012	(10.22)
88900000	CAP Move-Settlement	UZ	200000546	11/30/2012	(25.16)
88900000	CAP Move-Settlement	UZ	200000546	11/30/2012	25.16
88900000	CAP Move-Settlement	UZ	200000550	11/30/2012	(25.16)
88900000	CAP Move-Settlement	UZ	200000546	11/30/2012	(17.41)
88900000	CAP Move-Settlement	UZ	200000548	11/30/2012	(114.48)
88900000	CAP Move-Settlement	UZ	200000525	11/30/2012	(0.90)
88900000	CAP Move-Settlement	UZ	200000525	11/30/2012	(2.59)
88900000	CAP Move-Settlement	UZ	200000525	11/30/2012	(4.69)
88900000	CAP Move-Settlement	UZ	200000525	11/30/2012	(6.77)
88900000	CAP Move-Settlement	UZ	200000546	11/30/2012	1,589.24
88900000	CAP Move-Settlement	UZ	200000550	11/30/2012	(1,593.26)
88900000	CAP Move-Settlement	UZ	200000555	11/30/2012	(58.46)
88900000	CAP Move-Settlement	UZ	200000558	11/30/2012	(76.20)
88900000	CAP Move-Settlement	UZ	200000583	11/30/2012	(22,793.44)
88900000	CAP Move-Settlement	UZ	200000539	11/30/2012	(8,295.91)
88900000	CAP Move-Settlement	UZ	200000539	11/30/2012	(95,750.00)
88900000	CAP Move-Settlement	UZ	200000539	11/30/2012	(2,613.60)
88900000	CAP Move-Settlement	UZ	200000539	11/30/2012	(2,004.95)
88900000	CAP Move-Settlement	UZ	200000546	11/30/2012	(43.42)
88900000	CAP Move-Settlement	UZ	200000546	11/30/2012	(390.77)
88900000	CAP Move-Settlement	UZ	200000546	11/30/2012	(669.29)
88900000	CAP Move-Settlement	UZ	200000546	11/30/2012	(6,023.63)
88900000	CAP Move-Settlement	UZ	200000558	11/30/2012	(64.73)
88900000	CAP Move-Settlement	UZ	200000558	11/30/2012	(84.38)
88900000	CAP Move-Settlement	UZ	200000546	11/30/2012	16.74
88900000	CAP Move-Settlement	UZ	200000546	11/30/2012	1.86
88900000	CAP Move-Settlement	UZ	200000555	11/30/2012	(19.10)
88900000	CAP Move-Settlement	UZ	200000558	11/30/2012	(24.89)
88900000	CAP Move-Settlement	UZ	200000525	11/30/2012	(0.90)
88900000	CAP Move-Settlement	UZ	200000525	11/30/2012	(6.77)
88900000	CAP Move-Settlement	UZ	200000525	11/30/2012	(2.59)
88900000	CAP Move-Settlement	UZ	200000525	11/30/2012	(4.69)
88900000	CAP Move-Settlement	UZ	200000539	11/30/2012	(3,013.94)
88900000	CAP Move-Settlement	UZ	200000539	11/30/2012	(2,312.06)
88900000	CAP Move-Settlement	UZ	200000539	11/30/2012	(8,311.36)
88900000	CAP Move-Settlement	UZ	200000539	11/30/2012	(95,987.00)
88900000	CAP Move-Settlement	UZ	200000546	11/30/2012	(6,042.17)
88900000	CAP Move-Settlement	UZ	200000546	11/30/2012	(671.35)
88900000	CAP Move-Settlement	UZ	200000558	11/30/2012	(183.95)
88900000	CAP Move-Settlement	UZ	200000558	11/30/2012	(141.11)
88900000	CAP Move-Settlement	UZ	200000525	11/30/2012	(0.91)
88900000	CAP Move-Settlement	UZ	200000525	11/30/2012	(6.76)
88900000	CAP Move-Settlement	UZ	200000525	11/30/2012	(2.59)
88900000	CAP Move-Settlement	UZ	200000525	11/30/2012	(4.69)
88900000	CAP Move-Settlement	UZ	200000546	11/30/2012	(41.03)
88900000	CAP Move-Settlement	UZ	200000546	11/30/2012	(4.56)
88900000	CAP Move-Settlement	UZ	200000555	11/30/2012	(1.15)
88900000	CAP Move-Settlement	UZ	200000555	11/30/2012	(0.88)
88900000	CAP Move-Settlement	UZ	200000525	11/30/2012	(22.98)
88900000	CAP Move-Settlement	UZ	200000525	11/30/2012	(12.68)
88900000	CAP Move-Settlement	UZ	200000525	11/30/2012	(4.42)
88900000	CAP Move-Settlement	UZ	200000525	11/30/2012	(33.12)
88900000	CAP Move-Settlement	UZ	200000546	11/30/2012	(3.77)
88900000	CAP Move-Settlement	UZ	200000546	11/30/2012	(33.98)

Kentucky American Water Company  
Case No. 2012-00520  
Response to PSC DR1, Item 31

Account	Description	Doc Type	Document Number	Posting Date	Amount
88900000	CAP Move-Settlement	UZ	200000525	11/30/2012	(2.72)
88900000	CAP Move-Settlement	UZ	200000525	11/30/2012	(7.81)
88900000	CAP Move-Settlement	UZ	200000525	11/30/2012	(20.40)
88900000	CAP Move-Settlement	UZ	200000525	11/30/2012	(14.15)
88900000	CAP Move-Settlement	UZ	200000546	11/30/2012	(1.41)
88900000	CAP Move-Settlement	UZ	200000546	11/30/2012	(12.71)
88900000	CAP Move-Settlement	UZ	200000558	11/30/2012	(0.27)
88900000	CAP Move-Settlement	UZ	200000558	11/30/2012	(0.35)
88900000	CAP Move-Settlement	UZ	200000525	11/30/2012	(27.67)
88900000	CAP Move-Settlement	UZ	200000525	11/30/2012	(39.90)
88900000	CAP Move-Settlement	UZ	200000525	11/30/2012	(5.32)
88900000	CAP Move-Settlement	UZ	200000525	11/30/2012	(15.28)
88900000	CAP Move-Settlement	UZ	200000546	11/30/2012	(59.35)
88900000	CAP Move-Settlement	UZ	200000546	11/30/2012	(6.59)
88900000	CAP Move-Settlement	UZ	200000558	11/30/2012	(1.66)
88900000	CAP Move-Settlement	UZ	200000558	11/30/2012	(1.27)
88900000	CAP Move-Settlement	UZ	200000583	11/30/2012	(14,207.05)
88900000	CAP Move-Settlement	UZ	200000546	11/30/2012	104.81
88900000	CAP Move-Settlement	UZ	200000546	11/30/2012	(166.65)
88900000	CAP Move-Settlement	UZ	200000546	11/30/2012	(18.52)
88900000	CAP Move-Settlement	UZ	200000546	11/30/2012	943.27
88900000	CAP Move-Settlement	UZ	200000550	11/30/2012	(1,048.08)
88900000	CAP Move-Settlement	UZ	200000558	11/30/2012	(29.85)
88900000	CAP Move-Settlement	UZ	200000558	11/30/2012	(38.91)
88900000	CAP Move-Settlement	UZ	200000583	11/30/2012	(14,994.00)
88900000	CAP Move-Settlement	UZ	200000546	11/30/2012	(161.23)
88900000	CAP Move-Settlement	UZ	200000555	11/30/2012	(3.11)
88900000	CAP Move-Settlement	UZ	200000558	11/30/2012	(2.38)
88900000	CAP Move-Settlement	UZ	200000531	11/30/2012	4,985.00
88900000	CAP Move-Settlement	UZ	200000531	11/30/2012	(4,985.00)
88900000	CAP Move-Settlement	UZ	200000546	11/30/2012	(17.42)
88900000	CAP Move-Settlement	UZ	200000546	11/30/2012	(331.03)
88900000	CAP Move-Settlement	UZ	200000546	11/30/2012	(731.68)
88900000	CAP Move-Settlement	UZ	200000534	11/30/2012	1,748.70
88900000	CAP Move-Settlement	UZ	200000546	11/30/2012	122.23
88900000	CAP Move-Settlement	UZ	200000546	11/30/2012	(2,159.47)
88900000	CAP Move-Settlement	UZ	200000558	11/30/2012	(28.45)
88900000	CAP Move-Settlement	UZ	200000558	11/30/2012	(21.83)
88900000	CAP Move-Settlement	UZ	200000546	11/30/2012	(865.57)
88900000	CAP Move-Settlement	UZ	200000546	11/30/2012	8.24
88900000	CAP Move-Settlement	UZ	200000558	11/30/2012	(1,063.55)
88900000	CAP Move-Settlement	UZ	200000558	11/30/2012	(815.88)
88900000	CAP Move-Settlement	UZ	200000570	11/30/2012	(19.42)
88900000	CAP Move-Settlement	UZ	200000570	11/30/2012	(12.02)
88900000	CAP Move-Settlement	UZ	200000570	11/30/2012	(228.90)
88900000	CAP Move-Settlement	UZ	200000570	11/30/2012	(17.25)
88900000	CAP Move-Settlement	UZ	200000581	11/30/2012	(9.15)
88900000	CAP Move-Settlement	UZ	200000555	11/30/2012	(9.03)
88900000	CAP Move-Settlement	UZ	200000558	11/30/2012	(11.77)
88900000	CAP Move-Settlement	UZ	200000539	11/30/2012	2,312.06
88900000	CAP Move-Settlement	UZ	200000539	11/30/2012	8,311.36
88900000	CAP Move-Settlement	UZ	200000539	11/30/2012	3,013.94
88900000	CAP Move-Settlement	UZ	200000539	11/30/2012	95,987.00
88900000	CAP Move-Settlement	UZ	200000539	11/30/2012	2,613.60
88900000	CAP Move-Settlement	UZ	200000539	11/30/2012	8,295.91
88900000	CAP Move-Settlement	UZ	200000539	11/30/2012	95,750.00
88900000	CAP Move-Settlement	UZ	200000539	11/30/2012	2,004.95
88900000	CAP Move-Settlement	UZ	200000555	11/30/2012	(0.21)
88900000	CAP Move-Settlement	UZ	200000558	11/30/2012	(0.27)
88900000	CAP Move-Settlement	UZ	200000525	11/30/2012	(124.67)
88900000	CAP Move-Settlement	UZ	200000525	11/30/2012	(23.97)
88900000	CAP Move-Settlement	UZ	200000525	11/30/2012	(68.83)
88900000	CAP Move-Settlement	UZ	200000525	11/30/2012	(179.72)
88900000	CAP Move-Settlement	UZ	200000546	11/30/2012	(0.92)
88900000	CAP Move-Settlement	UZ	200000546	11/30/2012	(90.63)
88900000	CAP Move-Settlement	UZ	200000555	11/30/2012	(25.84)
88900000	CAP Move-Settlement	UZ	200000558	11/30/2012	(33.69)
88900000	CAP Move-Settlement	UZ	200000570	11/30/2012	(25.27)
88900000	CAP Move-Settlement	UZ	200000572	11/30/2012	(14.44)
88900000	CAP Move-Settlement	UZ	200000574	11/30/2012	(36.40)
88900000	CAP Move-Settlement	UZ	200000574	11/30/2012	(33.70)
88900000	CAP Move-Settlement	UZ	200000581	11/30/2012	(481.32)
88900000	CAP Move-Settlement	UZ	200000555	11/30/2012	(0.17)
88900000	CAP Move-Settlement	UZ	200000558	11/30/2012	(0.22)
88900000	CAP Move-Settlement	UZ	200000525	11/30/2012	(65.29)
88900000	CAP Move-Settlement	UZ	200000525	11/30/2012	(25.00)
88900000	CAP Move-Settlement	UZ	200000525	11/30/2012	(8.71)

Kentucky American Water Company  
Case No. 2012-00520  
Response to PSC DR1, Item 31

Account	Description	Doc Type	Document Number	Posting Date	Amount
88900000	CAP Move-Settlement	UZ	200000525	11/30/2012	(45.29)
88900000	CAP Move-Settlement	UZ	200000546	11/30/2012	(50.99)
88900000	CAP Move-Settlement	UZ	200000546	11/30/2012	(180.79)
88900000	CAP Move-Settlement	UZ	200000546	11/30/2012	(104.25)
88900000	CAP Move-Settlement	UZ	200000570	11/30/2012	(224.86)
88900000	CAP Move-Settlement	UZ	200000572	11/30/2012	(16.33)
88900000	CAP Move-Settlement	UZ	200000572	11/30/2012	(8.40)
88900000	CAP Move-Settlement	UZ	200000574	11/30/2012	(1.62)
88900000	CAP Move-Settlement	UZ	200000581	11/30/2012	(56.90)
88900000	CAP Move-Settlement	UZ	200000546	11/30/2012	(4.47)
88900000	CAP Move-Settlement	UZ	200000546	11/30/2012	(9.94)
88900000	CAP Move-Settlement	UZ	200000570	11/30/2012	(499.44)
88900000	CAP Move-Settlement	UZ	200000572	11/30/2012	(117.15)
88900000	CAP Move-Settlement	UZ	200000572	11/30/2012	(12.60)
88900000	CAP Move-Settlement	UZ	200000572	11/30/2012	(6.48)
88900000	CAP Move-Settlement	UZ	200000572	11/30/2012	(36.45)
88900000	CAP Move-Settlement	UZ	200000546	11/30/2012	(277.59)
88900000	CAP Move-Settlement	UZ	200000571	11/30/2012	(0.54)
88900000	CAP Move-Settlement	UZ	200000572	11/30/2012	(15.32)
88900000	CAP Move-Settlement	UZ	200000572	11/30/2012	(2.10)
88900000	CAP Move-Settlement	UZ	200000572	11/30/2012	(4.47)
88900000	CAP Move-Settlement	UZ	200000574	11/30/2012	(61.62)
88900000	CAP Move-Settlement	UZ	200000546	11/30/2012	(2.12)
88900000	CAP Move-Settlement	UZ	200000546	11/30/2012	(14.21)
88900000	CAP Move-Settlement	UZ	200000541	11/30/2012	536.11
88900000	CAP Move-Settlement	UZ	200000546	11/30/2012	79.54
88900000	CAP Move-Settlement	UZ	200000550	11/30/2012	(428.28)
88900000	CAP Move-Settlement	UZ	200000570	11/30/2012	(236.92)
88900000	CAP Move-Settlement	UZ	200000570	11/30/2012	(55.64)
88900000	CAP Move-Settlement	UZ	200000581	11/30/2012	(19.36)
88900000	CAP Move-Settlement	UZ	200000581	11/30/2012	(773.76)
88900000	CAP Move-Settlement	UZ	200000546	11/30/2012	509.73
88900000	CAP Move-Settlement	UZ	200000550	11/30/2012	(509.73)
88900000	CAP Move-Settlement	UZ	200000558	11/30/2012	(5.81)
88900000	CAP Move-Settlement	UZ	200000558	11/30/2012	(7.58)
88900000	CAP Move-Settlement	UZ	200000583	11/30/2012	(7,292.22)
88900000	CAP Move-Settlement	UZ	200000555	11/30/2012	(0.26)
88900000	CAP Move-Settlement	UZ	200000558	11/30/2012	(0.20)
88900000	CAP Move-Settlement	UZ	200000583	11/30/2012	(147.51)
88900000	CAP Move-Settlement	UZ	200000574	11/30/2012	(70,000.00)
88900000	CAP Move-Settlement	UZ	200000572	11/30/2012	(70,000.00)
88900000	CAP Move-Settlement	UZ	200000555	11/30/2012	(15.96)
88900000	CAP Move-Settlement	UZ	200000558	11/30/2012	(20.80)
88900000	CAP Move-Settlement	UZ	200000546	11/30/2012	(1,111.41)
88900000	CAP Move-Settlement	UZ	200000546	11/30/2012	(1,107.63)
88900000	CAP Move-Settlement	UZ	200000546	11/30/2012	(11.19)
88900000	CAP Move-Settlement	UZ	200000546	11/30/2012	(261.36)
88900000	CAP Move-Settlement	UZ	200000546	11/30/2012	(29.04)
88900000	CAP Move-Settlement	UZ	200000583	11/30/2012	(1,457.33)
88900000	CAP Move-Settlement	UZ	200000546	11/30/2012	(19.22)
88900000	CAP Move-Settlement	UZ	200000546	11/30/2012	(68.15)
88900000	CAP Move-Settlement	UZ	200000546	11/30/2012	8.51
88900000	CAP Move-Settlement	UZ	200000546	11/30/2012	18.93
88900000	CAP Move-Settlement	UZ	200000546	11/30/2012	(1,264.46)
88900000	CAP Move-Settlement	UZ	200000546	11/30/2012	(12.77)
88900000	CAP Move-Settlement	UZ	200000546	11/30/2012	(316.09)
88900000	CAP Move-Settlement	UZ	200000546	11/30/2012	(35.12)
88900000	CAP Move-Settlement	UZ	200000555	11/30/2012	(4.41)
88900000	CAP Move-Settlement	UZ	200000558	11/30/2012	(3.39)
88900000	CAP Move-Settlement	UZ	200000583	11/30/2012	(5,200.00)
88900000	CAP Move-Settlement	UZ	200000583	11/30/2012	(74.15)
88900000	CAP Move-Settlement	UZ	200000539	11/30/2012	(350.79)
88900000	CAP Move-Settlement	UZ	200000539	11/30/2012	(757.50)
88900000	CAP Move-Settlement	UZ	200000539	11/30/2012	(15,000.00)
88900000	CAP Move-Settlement	UZ	200000539	11/30/2012	(269.11)
88900000	CAP Move-Settlement	UZ	200000546	11/30/2012	(943.65)
88900000	CAP Move-Settlement	UZ	200000546	11/30/2012	(104.85)
88900000	CAP Move-Settlement	UZ	200000555	11/30/2012	(12.84)
88900000	CAP Move-Settlement	UZ	200000558	11/30/2012	(9.85)
88900000	CAP Move-Settlement	UZ	200000539	11/30/2012	757.50
88900000	CAP Move-Settlement	UZ	200000539	11/30/2012	350.79
88900000	CAP Move-Settlement	UZ	200000539	11/30/2012	15,000.00
88900000	CAP Move-Settlement	UZ	200000539	11/30/2012	269.11
88900000	CAP Move-Settlement	UZ	200000555	11/30/2012	(99.41)
88900000	CAP Move-Settlement	UZ	200000558	11/30/2012	(76.26)
88900000	CAP Move-Settlement	UZ	200000570	11/30/2012	0.61
88900000	CAP Move-Settlement	UZ	200000570	11/30/2012	398.54



Kentucky American Water Company  
Case No. 2012-00520  
Response to PSC DR1, Item 31

Account	Description	Doc Type	Document Number	Posting Date	Amount
88900000	CAP Move-Settlement	UZ	200000570	11/30/2012	12.41
88900000	CAP Move-Settlement	UZ	200000570	11/30/2012	(3.27)
88900000	CAP Move-Settlement	UZ	200000570	11/30/2012	(118.48)
88900000	CAP Move-Settlement	UZ	200000570	11/30/2012	28.12
88900000	CAP Move-Settlement	UZ	200000570	11/30/2012	(10.22)
88900000	CAP Move-Settlement	UZ	200000572	11/30/2012	(13.66)
88900000	CAP Move-Settlement	UZ	200000572	11/30/2012	0.49
88900000	CAP Move-Settlement	UZ	200000572	11/30/2012	(1.07)
88900000	CAP Move-Settlement	UZ	200000572	11/30/2012	(11.11)
88900000	CAP Move-Settlement	UZ	200000572	11/30/2012	(1.67)
88900000	CAP Move-Settlement	UZ	200000574	11/30/2012	(1.85)
88900000	CAP Move-Settlement	UZ	200000574	11/30/2012	0.16
88900000	CAP Move-Settlement	UZ	200000574	11/30/2012	(5.89)
88900000	CAP Move-Settlement	UZ	200000581	11/30/2012	(12.88)
88900000	CAP Move-Settlement	UZ	200000570	11/30/2012	(10.57)
88900000	CAP Move-Settlement	UZ	200000570	11/30/2012	(54.14)
88900000	CAP Move-Settlement	UZ	200000570	11/30/2012	12.41
88900000	CAP Move-Settlement	UZ	200000570	11/30/2012	(14.41)
88900000	CAP Move-Settlement	UZ	200000570	11/30/2012	(1.94)
88900000	CAP Move-Settlement	UZ	200000570	11/30/2012	28.12
88900000	CAP Move-Settlement	UZ	200000570	11/30/2012	(11.11)
88900000	CAP Move-Settlement	UZ	200000572	11/30/2012	(1.67)
88900000	CAP Move-Settlement	UZ	200000572	11/30/2012	(1.07)
88900000	CAP Move-Settlement	UZ	200000572	11/30/2012	0.16
88900000	CAP Move-Settlement	UZ	200000574	11/30/2012	(125.18)
88900000	CAP Move-Settlement	UZ	200000574	11/30/2012	0.61
88900000	CAP Move-Settlement	UZ	200000581	11/30/2012	0.49
88900000	CAP Move-Settlement	UZ	200000581	11/30/2012	(36.53)
88900000	CAP Move-Settlement	UZ	200000581	11/30/2012	(50.99)
88900000	CAP Move-Settlement	UZ	200000570	11/30/2012	(87.49)
88900000	CAP Move-Settlement	UZ	200000570	11/30/2012	(3.27)
88900000	CAP Move-Settlement	UZ	200000570	11/30/2012	(0.39)
88900000	CAP Move-Settlement	UZ	200000570	11/30/2012	(6.98)
88900000	CAP Move-Settlement	UZ	200000570	11/30/2012	(1.07)
88900000	CAP Move-Settlement	UZ	200000570	11/30/2012	(1.67)
88900000	CAP Move-Settlement	UZ	200000570	11/30/2012	(11.11)
88900000	CAP Move-Settlement	UZ	200000570	11/30/2012	(5.89)
88900000	CAP Move-Settlement	UZ	200000570	11/30/2012	12.41
88900000	CAP Move-Settlement	UZ	200000570	11/30/2012	0.61
88900000	CAP Move-Settlement	UZ	200000572	11/30/2012	0.49
88900000	CAP Move-Settlement	UZ	200000572	11/30/2012	(18.87)
88900000	CAP Move-Settlement	UZ	200000572	11/30/2012	(4.90)
88900000	CAP Move-Settlement	UZ	200000572	11/30/2012	0.16
88900000	CAP Move-Settlement	UZ	200000574	11/30/2012	30.37
88900000	CAP Move-Settlement	UZ	200000570	11/30/2012	24.81
88900000	CAP Move-Settlement	UZ	200000570	11/30/2012	0.31
88900000	CAP Move-Settlement	UZ	200000570	11/30/2012	0.98
88900000	CAP Move-Settlement	UZ	200000570	11/30/2012	(33.77)
88900000	CAP Move-Settlement	UZ	200000570	11/30/2012	1.21
88900000	CAP Move-Settlement	UZ	200000572	11/30/2012	(259.97)
88900000	CAP Move-Settlement	UZ	200000572	11/30/2012	(382.15)
88900000	CAP Move-Settlement	UZ	200000572	11/30/2012	(2.14)
88900000	CAP Move-Settlement	UZ	200000572	11/30/2012	(21.05)
88900000	CAP Move-Settlement	UZ	200000572	11/30/2012	(3.34)
88900000	CAP Move-Settlement	UZ	200000572	11/30/2012	(25.03)
88900000	CAP Move-Settlement	UZ	200000574	11/30/2012	(6.55)
88900000	CAP Move-Settlement	UZ	200000574	11/30/2012	(22.22)
88900000	CAP Move-Settlement	UZ	200000581	11/30/2012	(15.44)
88900000	CAP Move-Settlement	UZ	200000581	11/30/2012	56.22
88900000	CAP Move-Settlement	UZ	200000572	11/30/2012	(95.63)
88900000	CAP Move-Settlement	UZ	200000581	11/30/2012	(14.88)
88900000	CAP Move-Settlement	UZ	200000570	11/30/2012	(1.29)
88900000	CAP Move-Settlement	UZ	200000570	11/30/2012	0.61
88900000	CAP Move-Settlement	UZ	200000570	11/30/2012	(19.94)
88900000	CAP Move-Settlement	UZ	200000570	11/30/2012	12.41
88900000	CAP Move-Settlement	UZ	200000570	11/30/2012	(1.07)
88900000	CAP Move-Settlement	UZ	200000570	11/30/2012	(3.27)
88900000	CAP Move-Settlement	UZ	200000572	11/30/2012	0.49
88900000	CAP Move-Settlement	UZ	200000572	11/30/2012	(0.14)
88900000	CAP Move-Settlement	UZ	200000572	11/30/2012	(144.32)
88900000	CAP Move-Settlement	UZ	200000572	11/30/2012	(6.26)
88900000	CAP Move-Settlement	UZ	200000574	11/30/2012	(1.67)
88900000	CAP Move-Settlement	UZ	200000574	11/30/2012	(13.89)
88900000	CAP Move-Settlement	UZ	200000574	11/30/2012	30.36
88900000	CAP Move-Settlement	UZ	200000574	11/30/2012	0.16
88900000	CAP Move-Settlement	UZ	200000574	11/30/2012	(11.11)
88900000	CAP Move-Settlement	UZ	200000570	11/30/2012	(12.47)

Kentucky American Water Company  
Case No. 2012-00520  
Response to PSC DR1, Item 31

Account	Description	Doc Type	Document Number	Posting Date	Amount
88900000	CAP Move-Settlement	UZ	200000570	11/30/2012	0.16
88900000	CAP Move-Settlement	UZ	200000570	11/30/2012	93.35
88900000	CAP Move-Settlement	UZ	200000572	11/30/2012	0.49
88900000	CAP Move-Settlement	UZ	200000572	11/30/2012	(3.27)
88900000	CAP Move-Settlement	UZ	200000572	11/30/2012	(11.11)
88900000	CAP Move-Settlement	UZ	200000572	11/30/2012	(0.97)
88900000	CAP Move-Settlement	UZ	200000572	11/30/2012	(6.26)
88900000	CAP Move-Settlement	UZ	200000572	11/30/2012	(1.07)
88900000	CAP Move-Settlement	UZ	200000572	11/30/2012	(1.67)
88900000	CAP Move-Settlement	UZ	200000572	11/30/2012	(10.06)
88900000	CAP Move-Settlement	UZ	200000572	11/30/2012	0.61
88900000	CAP Move-Settlement	UZ	200000572	11/30/2012	(91.58)
88900000	CAP Move-Settlement	UZ	200000572	11/30/2012	336.21
88900000	CAP Move-Settlement	UZ	200000574	11/30/2012	12.41
88900000	CAP Move-Settlement	UZ	200000570	11/30/2012	0.49
88900000	CAP Move-Settlement	UZ	200000570	11/30/2012	(81.03)
88900000	CAP Move-Settlement	UZ	200000570	11/30/2012	(3.27)
88900000	CAP Move-Settlement	UZ	200000570	11/30/2012	(9.31)
88900000	CAP Move-Settlement	UZ	200000570	11/30/2012	0.71
88900000	CAP Move-Settlement	UZ	200000570	11/30/2012	26.00
88900000	CAP Move-Settlement	UZ	200000570	11/30/2012	(11.11)
88900000	CAP Move-Settlement	UZ	200000570	11/30/2012	0.63
88900000	CAP Move-Settlement	UZ	200000570	11/30/2012	(1.67)
88900000	CAP Move-Settlement	UZ	200000570	11/30/2012	(6.26)
88900000	CAP Move-Settlement	UZ	200000572	11/30/2012	(0.82)
88900000	CAP Move-Settlement	UZ	200000572	11/30/2012	1.07
88900000	CAP Move-Settlement	UZ	200000574	11/30/2012	(1.07)
88900000	CAP Move-Settlement	UZ	200000574	11/30/2012	7.60
88900000	CAP Move-Settlement	UZ	200000574	11/30/2012	0.61
88900000	CAP Move-Settlement	UZ	200000581	11/30/2012	29.80
88900000	CAP Move-Settlement	UZ	200000581	11/30/2012	12.41
88900000	CAP Move-Settlement	UZ	200000581	11/30/2012	(10.97)
88900000	CAP Move-Settlement	UZ	200000570	11/30/2012	(19.32)
88900000	CAP Move-Settlement	UZ	200000570	11/30/2012	(33.33)
88900000	CAP Move-Settlement	UZ	200000570	11/30/2012	(19.19)
88900000	CAP Move-Settlement	UZ	200000570	11/30/2012	0.47
88900000	CAP Move-Settlement	UZ	200000570	11/30/2012	(3.22)
88900000	CAP Move-Settlement	UZ	200000570	11/30/2012	(28.90)
88900000	CAP Move-Settlement	UZ	200000572	11/30/2012	(53.39)
88900000	CAP Move-Settlement	UZ	200000572	11/30/2012	1.47
88900000	CAP Move-Settlement	UZ	200000572	11/30/2012	101.09
88900000	CAP Move-Settlement	UZ	200000572	11/30/2012	(173.29)
88900000	CAP Move-Settlement	UZ	200000572	11/30/2012	28.63
88900000	CAP Move-Settlement	UZ	200000574	11/30/2012	(9.82)
88900000	CAP Move-Settlement	UZ	200000574	11/30/2012	(321.59)
88900000	CAP Move-Settlement	UZ	200000581	11/30/2012	37.22
88900000	CAP Move-Settlement	UZ	200000581	11/30/2012	1.83
88900000	CAP Move-Settlement	UZ	200000581	11/30/2012	(5.02)
88900000	CAP Move-Settlement	UZ	200000570	11/30/2012	(2.66)
88900000	CAP Move-Settlement	UZ	200000570	11/30/2012	(304.25)
88900000	CAP Move-Settlement	UZ	200000574	11/30/2012	(78.66)
88900000	CAP Move-Settlement	UZ	200000581	11/30/2012	28.63
88900000	CAP Move-Settlement	UZ	200000558	11/30/2012	(182.48)
88900000	CAP Move-Settlement	UZ	200000558	11/30/2012	(139.98)
88900000	CAP Move-Settlement	UZ	200000570	11/30/2012	(61.74)
88900000	CAP Move-Settlement	UZ	200000570	11/30/2012	(74.50)
88900000	CAP Move-Settlement	UZ	200000570	11/30/2012	(535.45)
88900000	CAP Move-Settlement	UZ	200000570	11/30/2012	(574.16)
88900000	CAP Move-Settlement	UZ	200000572	11/30/2012	(1,591.04)
88900000	CAP Move-Settlement	UZ	200000572	11/30/2012	393.64
88900000	CAP Move-Settlement	UZ	200000572	11/30/2012	(2,214.26)
88900000	CAP Move-Settlement	UZ	200000572	11/30/2012	(155.16)
88900000	CAP Move-Settlement	UZ	200000572	11/30/2012	(155.51)
88900000	CAP Move-Settlement	UZ	200000572	11/30/2012	31.79
88900000	CAP Move-Settlement	UZ	200000572	11/30/2012	(83.36)
88900000	CAP Move-Settlement	UZ	200000572	11/30/2012	2.19
88900000	CAP Move-Settlement	UZ	200000572	11/30/2012	(2,640.46)
88900000	CAP Move-Settlement	UZ	200000572	11/30/2012	(220.50)
88900000	CAP Move-Settlement	UZ	200000572	11/30/2012	173.70
88900000	CAP Move-Settlement	UZ	200000574	11/30/2012	(2,981.20)
88900000	CAP Move-Settlement	UZ	200000574	11/30/2012	6.85
88900000	CAP Move-Settlement	UZ	200000574	11/30/2012	8.53
88900000	CAP Move-Settlement	UZ	200000574	11/30/2012	(23.43)
88900000	CAP Move-Settlement	UZ	200000581	11/30/2012	(15.01)
88900000	CAP Move-Settlement	UZ	200000555	11/30/2012	(191.35)
88900000	CAP Move-Settlement	UZ	200000558	11/30/2012	(249.44)
88900000	CAP Move-Settlement	UZ	200000570	11/30/2012	(177.72)

Kentucky American Water Company  
Case No. 2012-00520  
Response to PSC DR1, Item 31

Account	Description	Doc Type	Document Number	Posting Date	Amount
88900000	CAP Move-Settlement	UZ	200000570	11/30/2012	(1,903.26)
88900000	CAP Move-Settlement	UZ	200000570	11/30/2012	(1,639.40)
88900000	CAP Move-Settlement	UZ	200000570	11/30/2012	(2,733.68)
88900000	CAP Move-Settlement	UZ	200000570	11/30/2012	(272.74)
88900000	CAP Move-Settlement	UZ	200000570	11/30/2012	7.83
88900000	CAP Move-Settlement	UZ	200000570	11/30/2012	449.88
88900000	CAP Move-Settlement	UZ	200000572	11/30/2012	(1,206.00)
88900000	CAP Move-Settlement	UZ	200000572	11/30/2012	198.51
88900000	CAP Move-Settlement	UZ	200000572	11/30/2012	(17.15)
88900000	CAP Move-Settlement	UZ	200000572	11/30/2012	9.76
88900000	CAP Move-Settlement	UZ	200000572	11/30/2012	(99.96)
88900000	CAP Move-Settlement	UZ	200000572	11/30/2012	2.50
88900000	CAP Move-Settlement	UZ	200000574	11/30/2012	(26.77)
88900000	CAP Move-Settlement	UZ	200000581	11/30/2012	34.40
88900000	CAP Move-Settlement	UZ	200000581	11/30/2012	(108.40)
88900000	CAP Move-Settlement	UZ	200000555	11/30/2012	(105.05)
88900000	CAP Move-Settlement	UZ	200000555	11/30/2012	(80.58)
88900000	CAP Move-Settlement	UZ	200000555	11/30/2012	(134.01)
88900000	CAP Move-Settlement	UZ	200000555	11/30/2012	(102.80)
88900000	CAP Move-Settlement	UZ	200000555	11/30/2012	(22.61)
88900000	CAP Move-Settlement	UZ	200000558	11/30/2012	(17.35)
88900000	CAP Move-Settlement	UZ	200000555	11/30/2012	(65.99)
88900000	CAP Move-Settlement	UZ	200000558	11/30/2012	(86.02)
88900000	CAP Move-Settlement	UZ	200000570	11/30/2012	1.96
88900000	CAP Move-Settlement	UZ	200000570	11/30/2012	(44.43)
88900000	CAP Move-Settlement	UZ	200000570	11/30/2012	(6.70)
88900000	CAP Move-Settlement	UZ	200000570	11/30/2012	2.45
88900000	CAP Move-Settlement	UZ	200000570	11/30/2012	0.63
88900000	CAP Move-Settlement	UZ	200000572	11/30/2012	49.63
88900000	CAP Move-Settlement	UZ	200000572	11/30/2012	(11.48)
88900000	CAP Move-Settlement	UZ	200000572	11/30/2012	(4.29)
88900000	CAP Move-Settlement	UZ	200000572	11/30/2012	(16.75)
88900000	CAP Move-Settlement	UZ	200000572	11/30/2012	(486.76)
88900000	CAP Move-Settlement	UZ	200000574	11/30/2012	(28.08)
88900000	CAP Move-Settlement	UZ	200000574	11/30/2012	(53.37)
88900000	CAP Move-Settlement	UZ	200000574	11/30/2012	(482.30)
88900000	CAP Move-Settlement	UZ	200000581	11/30/2012	112.47
88900000	CAP Move-Settlement	UZ	200000581	11/30/2012	(260.19)
88900000	CAP Move-Settlement	UZ	200000555	11/30/2012	(5.15)
88900000	CAP Move-Settlement	UZ	200000558	11/30/2012	(3.95)
88900000	CAP Move-Settlement	UZ	200000555	11/30/2012	(45.33)
88900000	CAP Move-Settlement	UZ	200000555	11/30/2012	(34.78)
88900000	CAP Move-Settlement	UZ	200000555	11/30/2012	(2,663.76)
88900000	CAP Move-Settlement	UZ	200000555	11/30/2012	(2,043.43)
88900000	CAP Move-Settlement	UZ	200000570	11/30/2012	(0.33)
88900000	CAP Move-Settlement	UZ	200000570	11/30/2012	121.35
88900000	CAP Move-Settlement	UZ	200000570	11/30/2012	(16,484.97)
88900000	CAP Move-Settlement	UZ	200000570	11/30/2012	(94.63)
88900000	CAP Move-Settlement	UZ	200000555	11/30/2012	(2,510.22)
88900000	CAP Move-Settlement	UZ	200000558	11/30/2012	(3,272.25)
88900000	CAP Move-Settlement	UZ	200000570	11/30/2012	(105.16)
88900000	CAP Move-Settlement	UZ	200000570	11/30/2012	110.93
88900000	CAP Move-Settlement	UZ	200000572	11/30/2012	(15,907.87)
88900000	CAP Move-Settlement	UZ	200000555	11/30/2012	(18.98)
88900000	CAP Move-Settlement	UZ	200000555	11/30/2012	(24.74)
88900000	CAP Move-Settlement	UZ	200000555	11/30/2012	(78.06)
88900000	CAP Move-Settlement	UZ	200000558	11/30/2012	(101.75)
88900000	CAP Move-Settlement	UZ	200000570	11/30/2012	148.14
88900000	CAP Move-Settlement	UZ	200000570	11/30/2012	1.96
88900000	CAP Move-Settlement	UZ	200000570	11/30/2012	2.45
88900000	CAP Move-Settlement	UZ	200000570	11/30/2012	(483.14)
88900000	CAP Move-Settlement	UZ	200000570	11/30/2012	(25.36)
88900000	CAP Move-Settlement	UZ	200000570	11/30/2012	(744.64)
88900000	CAP Move-Settlement	UZ	200000570	11/30/2012	(89.73)
88900000	CAP Move-Settlement	UZ	200000570	11/30/2012	(39.86)
88900000	CAP Move-Settlement	UZ	200000572	11/30/2012	1.01
88900000	CAP Move-Settlement	UZ	200000572	11/30/2012	(9.79)
88900000	CAP Move-Settlement	UZ	200000572	11/30/2012	(268.16)
88900000	CAP Move-Settlement	UZ	200000572	11/30/2012	49.63
88900000	CAP Move-Settlement	UZ	200000572	11/30/2012	(142.43)
88900000	CAP Move-Settlement	UZ	200000572	11/30/2012	(51.37)
88900000	CAP Move-Settlement	UZ	200000574	11/30/2012	(32.05)
88900000	CAP Move-Settlement	UZ	200000574	11/30/2012	3.22
88900000	CAP Move-Settlement	UZ	200000581	11/30/2012	(13.82)
88900000	CAP Move-Settlement	UZ	200000558	11/30/2012	(493.40)
88900000	CAP Move-Settlement	UZ	200000558	11/30/2012	(643.19)
88900000	CAP Move-Settlement	UZ	200000555	11/30/2012	(9.84)

Kentucky American Water Company  
Case No. 2012-00520  
Response to PSC DR1, Item 31

Account	Description	Doc Type	Document Number	Posting Date	Amount
88900000	CAP Move-Settlement	UZ	200000555	11/30/2012	(12.83)
88900000	CAP Move-Settlement	UZ	200000558	11/30/2012	(9.58)
88900000	CAP Move-Settlement	UZ	200000558	11/30/2012	(7.35)
88900000	CAP Move-Settlement	UZ	200000555	11/30/2012	(20.17)
88900000	CAP Move-Settlement	UZ	200000555	11/30/2012	(15.48)
88900000	CAP Move-Settlement	UZ	200000555	11/30/2012	(1,244.96)
88900000	CAP Move-Settlement	UZ	200000555	11/30/2012	(1,622.90)
88900000	CAP Move-Settlement	UZ	200000570	11/30/2012	(1,466.25)
88900000	CAP Move-Settlement	UZ	200000558	11/30/2012	(203.74)
88900000	CAP Move-Settlement	UZ	200000558	11/30/2012	(265.59)
88900000	CAP Move-Settlement	UZ	200000570	11/30/2012	(0.65)
88900000	CAP Move-Settlement	UZ	200000572	11/30/2012	(0.52)
88900000	CAP Move-Settlement	UZ	200000572	11/30/2012	0.22
88900000	CAP Move-Settlement	UZ	200000574	11/30/2012	(1.09)
88900000	CAP Move-Settlement	UZ	200000574	11/30/2012	(7.10)
88900000	CAP Move-Settlement	UZ	200000581	11/30/2012	(561.41)
88900000	CAP Move-Settlement	UZ	200000572	11/30/2012	(1.17)
88900000	CAP Move-Settlement	UZ	200000572	11/30/2012	3.79
88900000	CAP Move-Settlement	UZ	200000574	11/30/2012	21.46
88900000	CAP Move-Settlement	UZ	200000574	11/30/2012	(3.36)
88900000	CAP Move-Settlement	UZ	200000570	11/30/2012	(39.52)
88900000	CAP Move-Settlement	UZ	200000570	11/30/2012	(3.52)
88900000	CAP Move-Settlement	UZ	200000570	11/30/2012	0.46
88900000	CAP Move-Settlement	UZ	200000570	11/30/2012	0.05
88900000	CAP Move-Settlement	UZ	200000570	11/30/2012	(30.24)
88900000	CAP Move-Settlement	UZ	200000570	11/30/2012	(10.38)
88900000	CAP Move-Settlement	UZ	200000570	11/30/2012	(1.03)
88900000	CAP Move-Settlement	UZ	200000572	11/30/2012	(323.11)
88900000	CAP Move-Settlement	UZ	200000572	11/30/2012	(25.82)
88900000	CAP Move-Settlement	UZ	200000572	11/30/2012	(30.15)
88900000	CAP Move-Settlement	UZ	200000572	11/30/2012	10.79
88900000	CAP Move-Settlement	UZ	200000572	11/30/2012	1.25
88900000	CAP Move-Settlement	UZ	200000574	11/30/2012	0.24
88900000	CAP Move-Settlement	UZ	200000574	11/30/2012	0.67
88900000	CAP Move-Settlement	UZ	200000574	11/30/2012	(6.04)
88900000	CAP Move-Settlement	UZ	200000574	11/30/2012	0.03
88900000	CAP Move-Settlement	UZ	200000581	11/30/2012	0.15
88900000	CAP Move-Settlement	UZ	200000581	11/30/2012	(22.84)
88900000	CAP Move-Settlement	UZ	200000581	11/30/2012	(35.88)
88900000	CAP Move-Settlement	UZ	200000570	11/30/2012	(7.92)
88900000	CAP Move-Settlement	UZ	200000570	11/30/2012	(1.31)
88900000	CAP Move-Settlement	UZ	200000570	11/30/2012	0.81
88900000	CAP Move-Settlement	UZ	200000570	11/30/2012	5.93
88900000	CAP Move-Settlement	UZ	200000570	11/30/2012	1.30
88900000	CAP Move-Settlement	UZ	200000570	11/30/2012	(10.10)
88900000	CAP Move-Settlement	UZ	200000570	11/30/2012	(108.95)
88900000	CAP Move-Settlement	UZ	200000572	11/30/2012	(0.04)
88900000	CAP Move-Settlement	UZ	200000572	11/30/2012	10.07
88900000	CAP Move-Settlement	UZ	200000572	11/30/2012	0.49
88900000	CAP Move-Settlement	UZ	200000572	11/30/2012	(7.02)
88900000	CAP Move-Settlement	UZ	200000574	11/30/2012	(5.08)
88900000	CAP Move-Settlement	UZ	200000574	11/30/2012	(16.47)
88900000	CAP Move-Settlement	UZ	200000574	11/30/2012	0.11
88900000	CAP Move-Settlement	UZ	200000574	11/30/2012	0.45
88900000	CAP Move-Settlement	UZ	200000574	11/30/2012	(2.06)
88900000	CAP Move-Settlement	UZ	200000574	11/30/2012	1.85
88900000	CAP Move-Settlement	UZ	200000581	11/30/2012	(0.91)
88900000	CAP Move-Settlement	UZ	200000581	11/30/2012	2.57
88900000	CAP Move-Settlement	UZ	200000581	11/30/2012	(12.71)
88900000	CAP Move-Settlement	UZ	200000555	11/30/2012	(10.10)
88900000	CAP Move-Settlement	UZ	200000555	11/30/2012	(7.75)
88900000	CAP Move-Settlement	UZ	200000570	11/30/2012	1.27
88900000	CAP Move-Settlement	UZ	200000572	11/30/2012	11.60
88900000	CAP Move-Settlement	UZ	200000572	11/30/2012	3.73
88900000	CAP Move-Settlement	UZ	200000572	11/30/2012	50.98
88900000	CAP Move-Settlement	UZ	200000574	11/30/2012	(5.48)
88900000	CAP Move-Settlement	UZ	200000558	11/30/2012	(10.11)
88900000	CAP Move-Settlement	UZ	200000558	11/30/2012	(13.18)
88900000	CAP Move-Settlement	UZ	200000570	11/30/2012	115.96
88900000	CAP Move-Settlement	UZ	200000572	11/30/2012	564.17
88900000	CAP Move-Settlement	UZ	200000572	11/30/2012	1.65
88900000	CAP Move-Settlement	UZ	200000572	11/30/2012	41.45
88900000	CAP Move-Settlement	UZ	200000573	11/30/2012	5.99
88900000	CAP Move-Settlement	UZ	200000558	11/30/2012	(9.73)
88900000	CAP Move-Settlement	UZ	200000558	11/30/2012	(12.69)
88900000	CAP Move-Settlement	UZ	200000555	11/30/2012	(12.01)
88900000	CAP Move-Settlement	UZ	200000555	11/30/2012	(15.65)

Kentucky American Water Company  
Case No. 2012-00520  
Response to PSC DR1, Item 31

Account	Description	Doc Type	Document Number	Posting Date	Amount
88900000	CAP Move-Settlement	UZ	200000570	11/30/2012	67.08
88900000	CAP Move-Settlement	UZ	200000555	11/30/2012	(23.54)
88900000	CAP Move-Settlement	UZ	200000558	11/30/2012	(30.68)
88900000	CAP Move-Settlement	UZ	200000555	11/30/2012	(404.73)
88900000	CAP Move-Settlement	UZ	200000558	11/30/2012	(527.60)
88900000	CAP Move-Settlement	UZ	200000570	11/30/2012	71.01
88900000	CAP Move-Settlement	UZ	200000572	11/30/2012	(2,500.65)
88900000	CAP Move-Settlement	UZ	200000555	11/30/2012	(3.53)
88900000	CAP Move-Settlement	UZ	200000558	11/30/2012	(2.71)
88900000	CAP Move-Settlement	UZ	200000555	11/30/2012	(1.34)
88900000	CAP Move-Settlement	UZ	200000558	11/30/2012	(1.74)
88900000	CAP Move-Settlement	UZ	200000555	11/30/2012	(0.01)
88900000	CAP Move-Settlement	UZ	200000558	11/30/2012	(0.01)
88900000	CAP Move-Settlement	UZ	200000555	11/30/2012	(2.11)
88900000	CAP Move-Settlement	UZ	200000558	11/30/2012	(2.76)
88900000	CAP Move-Settlement	UZ	200000572	11/30/2012	12.08
88900000	CAP Move-Settlement	UZ	200000581	11/30/2012	0.95
88900000	CAP Move-Settlement	UZ	200000555	11/30/2012	(2.05)
88900000	CAP Move-Settlement	UZ	200000558	11/30/2012	(2.67)
88900000	CAP Move-Settlement	UZ	200000558	11/30/2012	(10.28)
88900000	CAP Move-Settlement	UZ	200000558	11/30/2012	(7.88)
88900000	CAP Move-Settlement	UZ	200000570	11/30/2012	22.06
88900000	CAP Move-Settlement	UZ	200000572	11/30/2012	1.40
88900000	CAP Move-Settlement	UZ	200000572	11/30/2012	(6.44)
88900000	CAP Move-Settlement	UZ	200000572	11/30/2012	(0.08)
88900000	CAP Move-Settlement	UZ	200000574	11/30/2012	0.28
88900000	CAP Move-Settlement	UZ	200000574	11/30/2012	1.40
88900000	CAP Move-Settlement	UZ	200000574	11/30/2012	(8.33)
88900000	CAP Move-Settlement	UZ	200000574	11/30/2012	(6.96)
88900000	CAP Move-Settlement	UZ	200000581	11/30/2012	1.69
88900000	CAP Move-Settlement	UZ	200000581	11/30/2012	(94.34)
88900000	CAP Move-Settlement	UZ	200000555	11/30/2012	(1.36)
88900000	CAP Move-Settlement	UZ	200000558	11/30/2012	(1.77)
88900000	CAP Move-Settlement	UZ	200000572	11/30/2012	(4.02)
88900000	CAP Move-Settlement	UZ	200000555	11/30/2012	(15.04)
88900000	CAP Move-Settlement	UZ	200000555	11/30/2012	(19.61)
88900000	CAP Move-Settlement	UZ	200000570	11/30/2012	(342.91)
88900000	CAP Move-Settlement	UZ	200000570	11/30/2012	(20.24)
88900000	CAP Move-Settlement	UZ	200000570	11/30/2012	(5.02)
88900000	CAP Move-Settlement	UZ	200000572	11/30/2012	(3.22)
88900000	CAP Move-Settlement	UZ	200000572	11/30/2012	(53.28)
88900000	CAP Move-Settlement	UZ	200000572	11/30/2012	1.83
88900000	CAP Move-Settlement	UZ	200000572	11/30/2012	(1,182.82)
88900000	CAP Move-Settlement	UZ	200000572	11/30/2012	(22.97)
88900000	CAP Move-Settlement	UZ	200000572	11/30/2012	1.47
88900000	CAP Move-Settlement	UZ	200000572	11/30/2012	(17.66)
88900000	CAP Move-Settlement	UZ	200000572	11/30/2012	84.35
88900000	CAP Move-Settlement	UZ	200000574	11/30/2012	(17.91)
88900000	CAP Move-Settlement	UZ	200000574	11/30/2012	37.22
88900000	CAP Move-Settlement	UZ	200000581	11/30/2012	0.47
88900000	CAP Move-Settlement	UZ	200000581	11/30/2012	(33.33)
88900000	CAP Move-Settlement	UZ	200000570	11/30/2012	(9.45)
88900000	CAP Move-Settlement	UZ	200000570	11/30/2012	(0.04)
88900000	CAP Move-Settlement	UZ	200000572	11/30/2012	(1.29)
88900000	CAP Move-Settlement	UZ	200000574	11/30/2012	(13.18)
88900000	CAP Move-Settlement	UZ	200000581	11/30/2012	(0.25)
88900000	CAP Move-Settlement	UZ	200000570	11/30/2012	(21.89)
88900000	CAP Move-Settlement	UZ	200000570	11/30/2012	(50.68)
88900000	CAP Move-Settlement	UZ	200000572	11/30/2012	(70.66)
88900000	CAP Move-Settlement	UZ	200000572	11/30/2012	(1,451.13)
88900000	CAP Move-Settlement	UZ	200000572	11/30/2012	(39.29)
88900000	CAP Move-Settlement	UZ	200000572	11/30/2012	(133.30)
88900000	CAP Move-Settlement	UZ	200000572	11/30/2012	7.32
88900000	CAP Move-Settlement	UZ	200000574	11/30/2012	(20.08)
88900000	CAP Move-Settlement	UZ	200000574	11/30/2012	(12.86)
88900000	CAP Move-Settlement	UZ	200000574	11/30/2012	(70.94)
88900000	CAP Move-Settlement	UZ	200000574	11/30/2012	5.87
88900000	CAP Move-Settlement	UZ	200000581	11/30/2012	339.82
88900000	CAP Move-Settlement	UZ	200000581	11/30/2012	1.88
88900000	CAP Move-Settlement	UZ	200000581	11/30/2012	148.88
88900000	CAP Move-Settlement	UZ	200000570	11/30/2012	(1.07)
88900000	CAP Move-Settlement	UZ	200000570	11/30/2012	0.16
88900000	CAP Move-Settlement	UZ	200000570	11/30/2012	0.61
88900000	CAP Move-Settlement	UZ	200000570	11/30/2012	30.05
88900000	CAP Move-Settlement	UZ	200000570	11/30/2012	(3.27)
88900000	CAP Move-Settlement	UZ	200000570	11/30/2012	(11.83)
88900000	CAP Move-Settlement	UZ	200000572	11/30/2012	(5.89)

Kentucky American Water Company  
Case No. 2012-00520  
Response to PSC DR1, Item 31

Account	Description	Doc Type	Document Number	Posting Date	Amount
88900000	CAP Move-Settlement	UZ	200000572	11/30/2012	(1.99)
88900000	CAP Move-Settlement	UZ	200000581	11/30/2012	(11.11)
88900000	CAP Move-Settlement	UZ	200000581	11/30/2012	12.41
88900000	CAP Move-Settlement	UZ	200000581	11/30/2012	(1.67)
88900000	CAP Move-Settlement	UZ	200000581	11/30/2012	0.49
88900000	CAP Move-Settlement	UZ	200000581	11/30/2012	(10.72)
88900000	CAP Move-Settlement	UZ	200000581	11/30/2012	(127.98)
88900000	CAP Move-Settlement	UZ	200000570	11/30/2012	0.98
88900000	CAP Move-Settlement	UZ	200000570	11/30/2012	(22.22)
88900000	CAP Move-Settlement	UZ	200000570	11/30/2012	1.21
88900000	CAP Move-Settlement	UZ	200000570	11/30/2012	(3.40)
88900000	CAP Move-Settlement	UZ	200000572	11/30/2012	(11.77)
88900000	CAP Move-Settlement	UZ	200000572	11/30/2012	0.31
88900000	CAP Move-Settlement	UZ	200000572	11/30/2012	(2.14)
88900000	CAP Move-Settlement	UZ	200000572	11/30/2012	(19.31)
88900000	CAP Move-Settlement	UZ	200000572	11/30/2012	(6.55)
88900000	CAP Move-Settlement	UZ	200000572	11/30/2012	(215.17)
88900000	CAP Move-Settlement	UZ	200000574	11/30/2012	24.81
88900000	CAP Move-Settlement	UZ	200000574	11/30/2012	(3.34)
88900000	CAP Move-Settlement	UZ	200000574	11/30/2012	(20.29)
88900000	CAP Move-Settlement	UZ	200000581	11/30/2012	58.15
88900000	CAP Move-Settlement	UZ	200000570	11/30/2012	32.35
88900000	CAP Move-Settlement	UZ	200000572	11/30/2012	(2.28)
88900000	CAP Move-Settlement	UZ	200000572	11/30/2012	5.81
88900000	CAP Move-Settlement	UZ	200000572	11/30/2012	2.43
88900000	CAP Move-Settlement	UZ	200000573	11/30/2012	(22.04)
88900000	CAP Move-Settlement	UZ	200000581	11/30/2012	(3.10)
88900000	CAP Move-Settlement	UZ	200000574	11/30/2012	(30.76)
88900000	CAP Move-Settlement	UZ	200000570	11/30/2012	18.90
88900000	CAP Move-Settlement	UZ	200000570	11/30/2012	1.43
88900000	CAP Move-Settlement	UZ	200000572	11/30/2012	2.79
88900000	CAP Move-Settlement	UZ	200000572	11/30/2012	(30.77)
88900000	CAP Move-Settlement	UZ	200000574	11/30/2012	1.02
88900000	CAP Move-Settlement	UZ	200000581	11/30/2012	1.45
88900000	CAP Move-Settlement	UZ	200000574	11/30/2012	(97.35)
88900000	CAP Move-Settlement	UZ	200000572	11/30/2012	(97.91)
88900000	CAP Move-Settlement	UZ	200000572	11/30/2012	(97.82)
88900000	CAP Move-Settlement	UZ	200000572	11/30/2012	(1,562.48)
88900000	CAP Move-Settlement	UZ	200000572	11/30/2012	(1.88)
88900000	CAP Move-Settlement	UZ	200000572	11/30/2012	(33.59)
88900000	CAP Move-Settlement	UZ	200000570	11/30/2012	(1.88)
88900000	CAP Move-Settlement	UZ	200000574	11/30/2012	(32.99)
88900000	CAP Move-Settlement	UZ	200000570	11/30/2012	(1.88)
88900000	CAP Move-Settlement	UZ	200000570	11/30/2012	(39.51)
88900000	CAP Move-Settlement	UZ	200000572	11/30/2012	(92.39)
88900000	CAP Move-Settlement	UZ	200000570	11/30/2012	(67.88)
88900000	CAP Move-Settlement	UZ	200000570	11/30/2012	(90.65)
88900000	CAP Move-Settlement	UZ	200000570	11/30/2012	38.04
88900000	CAP Move-Settlement	UZ	200000570	11/30/2012	(4.05)
88900000	CAP Move-Settlement	UZ	200000570	11/30/2012	(9.14)
88900000	CAP Move-Settlement	UZ	200000572	11/30/2012	(0.73)
88900000	CAP Move-Settlement	UZ	200000572	11/30/2012	(2.91)
88900000	CAP Move-Settlement	UZ	200000574	11/30/2012	(80.06)
88900000	CAP Move-Settlement	UZ	200000581	11/30/2012	(29.89)
88900000	CAP Move-Settlement	UZ	200000570	11/30/2012	(85.43)
88900000	CAP Move-Settlement	UZ	200000570	11/30/2012	38.00
88900000	CAP Move-Settlement	UZ	200000570	11/30/2012	0.20
88900000	CAP Move-Settlement	UZ	200000572	11/30/2012	(3.46)
88900000	CAP Move-Settlement	UZ	200000572	11/30/2012	(2.61)
88900000	CAP Move-Settlement	UZ	200000572	11/30/2012	(0.49)
88900000	CAP Move-Settlement	UZ	200000581	11/30/2012	(26.41)
88900000	CAP Move-Settlement	UZ	200000570	11/30/2012	(4.04)
88900000	CAP Move-Settlement	UZ	200000570	11/30/2012	(118.20)
88900000	CAP Move-Settlement	UZ	200000572	11/30/2012	(0.73)
88900000	CAP Move-Settlement	UZ	200000574	11/30/2012	38.04
88900000	CAP Move-Settlement	UZ	200000574	11/30/2012	(2.91)
88900000	CAP Move-Settlement	UZ	200000581	11/30/2012	(29.85)
88900000	CAP Move-Settlement	UZ	200000570	11/30/2012	(22.36)
88900000	CAP Move-Settlement	UZ	200000570	11/30/2012	(2.65)
88900000	CAP Move-Settlement	UZ	200000570	11/30/2012	0.08
88900000	CAP Move-Settlement	UZ	200000572	11/30/2012	(2.05)
88900000	CAP Move-Settlement	UZ	200000574	11/30/2012	(0.30)
88900000	CAP Move-Settlement	UZ	200000581	11/30/2012	(0.35)
88900000	CAP Move-Settlement	UZ	200000555	11/30/2012	(7.76)
88900000	CAP Move-Settlement	UZ	200000558	11/30/2012	(10.12)
88900000	CAP Move-Settlement	UZ	200000570	11/30/2012	(1.89)
88900000	CAP Move-Settlement	UZ	200000570	11/30/2012	(79.77)

Kentucky American Water Company  
Case No. 2012-00520  
Response to PSC DR1, Item 31

Account	Description	Doc Type	Document Number	Posting Date	Amount
88900000	CAP Move-Settlement	UZ	200000570	11/30/2012	(3.70)
88900000	CAP Move-Settlement	UZ	200000572	11/30/2012	(2.35)
88900000	CAP Move-Settlement	UZ	200000572	11/30/2012	(26.89)
88900000	CAP Move-Settlement	UZ	200000574	11/30/2012	0.28
88900000	CAP Move-Settlement	UZ	200000574	11/30/2012	(0.33)
88900000	CAP Move-Settlement	UZ	200000570	11/30/2012	12.88
88900000	CAP Move-Settlement	UZ	200000570	11/30/2012	(2,119.81)
88900000	CAP Move-Settlement	UZ	200000570	11/30/2012	(18.51)
88900000	CAP Move-Settlement	UZ	200000570	11/30/2012	0.10
88900000	CAP Move-Settlement	UZ	200000570	11/30/2012	(3.33)
88900000	CAP Move-Settlement	UZ	200000570	11/30/2012	(36.25)
88900000	CAP Move-Settlement	UZ	200000572	11/30/2012	1.86
88900000	CAP Move-Settlement	UZ	200000572	11/30/2012	0.01
88900000	CAP Move-Settlement	UZ	200000572	11/30/2012	(5.28)
88900000	CAP Move-Settlement	UZ	200000572	11/30/2012	(2.66)
88900000	CAP Move-Settlement	UZ	200000572	11/30/2012	(13.35)
88900000	CAP Move-Settlement	UZ	200000572	11/30/2012	(3.67)
88900000	CAP Move-Settlement	UZ	200000572	11/30/2012	(18.06)
88900000	CAP Move-Settlement	UZ	200000572	11/30/2012	0.09
88900000	CAP Move-Settlement	UZ	200000572	11/30/2012	84.73
88900000	CAP Move-Settlement	UZ	200000574	11/30/2012	1.47
88900000	CAP Move-Settlement	UZ	200000574	11/30/2012	37.22
88900000	CAP Move-Settlement	UZ	200000574	11/30/2012	(19.58)
88900000	CAP Move-Settlement	UZ	200000574	11/30/2012	(376.87)
88900000	CAP Move-Settlement	UZ	200000574	11/30/2012	1.71
88900000	CAP Move-Settlement	UZ	200000581	11/30/2012	2.73
88900000	CAP Move-Settlement	UZ	200000570	11/30/2012	1.94
88900000	CAP Move-Settlement	UZ	200000570	11/30/2012	(3.55)
88900000	CAP Move-Settlement	UZ	200000572	11/30/2012	(4.71)
88900000	CAP Move-Settlement	UZ	200000572	11/30/2012	(98.75)
88900000	CAP Move-Settlement	UZ	200000572	11/30/2012	(0.25)
88900000	CAP Move-Settlement	UZ	200000573	11/30/2012	(0.03)
88900000	CAP Move-Settlement	UZ	200000574	11/30/2012	26.67
88900000	CAP Move-Settlement	UZ	200000570	11/30/2012	(9.82)
88900000	CAP Move-Settlement	UZ	200000570	11/30/2012	(5.02)
88900000	CAP Move-Settlement	UZ	200000570	11/30/2012	(22.87)
88900000	CAP Move-Settlement	UZ	200000570	11/30/2012	(3.22)
88900000	CAP Move-Settlement	UZ	200000570	11/30/2012	0.47
88900000	CAP Move-Settlement	UZ	200000572	11/30/2012	(214.17)
88900000	CAP Move-Settlement	UZ	200000572	11/30/2012	37.22
88900000	CAP Move-Settlement	UZ	200000572	11/30/2012	84.35
88900000	CAP Move-Settlement	UZ	200000572	11/30/2012	(18.04)
88900000	CAP Move-Settlement	UZ	200000572	11/30/2012	(26.47)
88900000	CAP Move-Settlement	UZ	200000574	11/30/2012	(366.35)
88900000	CAP Move-Settlement	UZ	200000574	11/30/2012	1.83
88900000	CAP Move-Settlement	UZ	200000581	11/30/2012	1.47
88900000	CAP Move-Settlement	UZ	200000581	11/30/2012	(50.17)
88900000	CAP Move-Settlement	UZ	200000581	11/30/2012	(33.33)
88900000	CAP Move-Settlement	UZ	200000570	11/30/2012	0.27
88900000	CAP Move-Settlement	UZ	200000570	11/30/2012	(53.24)
88900000	CAP Move-Settlement	UZ	200000570	11/30/2012	49.63
88900000	CAP Move-Settlement	UZ	200000570	11/30/2012	(25.93)
88900000	CAP Move-Settlement	UZ	200000570	11/30/2012	(13.10)
88900000	CAP Move-Settlement	UZ	200000570	11/30/2012	2.45
88900000	CAP Move-Settlement	UZ	200000570	11/30/2012	(44.43)
88900000	CAP Move-Settlement	UZ	200000572	11/30/2012	(433.73)
88900000	CAP Move-Settlement	UZ	200000572	11/30/2012	(6.70)
88900000	CAP Move-Settlement	UZ	200000572	11/30/2012	(26.15)
88900000	CAP Move-Settlement	UZ	200000574	11/30/2012	(56.26)
88900000	CAP Move-Settlement	UZ	200000574	11/30/2012	1.96
88900000	CAP Move-Settlement	UZ	200000581	11/30/2012	0.63
88900000	CAP Move-Settlement	UZ	200000581	11/30/2012	112.47
88900000	CAP Move-Settlement	UZ	200000581	11/30/2012	(56.00)
88900000	CAP Move-Settlement	UZ	200000581	11/30/2012	(4.29)
88900000	CAP Move-Settlement	UZ	200000572	11/30/2012	0.27
88900000	CAP Move-Settlement	UZ	200000574	11/30/2012	(4.65)
88900000	CAP Move-Settlement	UZ	200000581	11/30/2012	5.50
88900000	CAP Move-Settlement	UZ	200000558	11/30/2012	(195.67)
88900000	CAP Move-Settlement	UZ	200000558	11/30/2012	(255.07)
88900000	CAP Move-Settlement	UZ	200000570	11/30/2012	(67.99)
88900000	CAP Move-Settlement	UZ	200000570	11/30/2012	281.17
88900000	CAP Move-Settlement	UZ	200000572	11/30/2012	1.56
88900000	CAP Move-Settlement	UZ	200000572	11/30/2012	124.07
88900000	CAP Move-Settlement	UZ	200000572	11/30/2012	(116.37)
88900000	CAP Move-Settlement	UZ	200000572	11/30/2012	(41.69)
88900000	CAP Move-Settlement	UZ	200000572	11/30/2012	6.11
88900000	CAP Move-Settlement	UZ	200000572	11/30/2012	(1,226.11)

Kentucky American Water Company  
Case No. 2012-00520  
Response to PSC DR1, Item 31

Account	Description	Doc Type	Document Number	Posting Date	Amount
88900000	CAP Move-Settlement	UZ	2000000572	11/30/2012	(111.08)
88900000	CAP Move-Settlement	UZ	2000000574	11/30/2012	(10.72)
88900000	CAP Move-Settlement	UZ	2000000574	11/30/2012	(155.16)
88900000	CAP Move-Settlement	UZ	2000000574	11/30/2012	4.89
88900000	CAP Move-Settlement	UZ	2000000574	11/30/2012	(888.93)
88900000	CAP Move-Settlement	UZ	2000000581	11/30/2012	(16.73)
88900000	CAP Move-Settlement	UZ	2000000581	11/30/2012	(100.74)
88900000	CAP Move-Settlement	UZ	2000000555	11/30/2012	(31.98)
88900000	CAP Move-Settlement	UZ	2000000558	11/30/2012	(41.69)
88900000	CAP Move-Settlement	UZ	2000000570	11/30/2012	(26.31)
88900000	CAP Move-Settlement	UZ	2000000570	11/30/2012	24.81
88900000	CAP Move-Settlement	UZ	2000000570	11/30/2012	(11.77)
88900000	CAP Move-Settlement	UZ	2000000570	11/30/2012	1.21
88900000	CAP Move-Settlement	UZ	2000000570	11/30/2012	(11.19)
88900000	CAP Move-Settlement	UZ	2000000572	11/30/2012	(6.55)
88900000	CAP Move-Settlement	UZ	2000000572	11/30/2012	0.98
88900000	CAP Move-Settlement	UZ	2000000572	11/30/2012	(36.61)
88900000	CAP Move-Settlement	UZ	2000000572	11/30/2012	(22.22)
88900000	CAP Move-Settlement	UZ	2000000572	11/30/2012	61.56
88900000	CAP Move-Settlement	UZ	2000000572	11/30/2012	(2.14)
88900000	CAP Move-Settlement	UZ	2000000574	11/30/2012	(3.34)
88900000	CAP Move-Settlement	UZ	2000000574	11/30/2012	(222.31)
88900000	CAP Move-Settlement	UZ	2000000574	11/30/2012	0.31
88900000	CAP Move-Settlement	UZ	2000000555	11/30/2012	(72.91)
88900000	CAP Move-Settlement	UZ	2000000558	11/30/2012	(55.93)
88900000	CAP Move-Settlement	UZ	2000000570	11/30/2012	18.84
88900000	CAP Move-Settlement	UZ	2000000570	11/30/2012	570.82
88900000	CAP Move-Settlement	UZ	2000000572	11/30/2012	(15.49)
88900000	CAP Move-Settlement	UZ	2000000572	11/30/2012	(2.67)
88900000	CAP Move-Settlement	UZ	2000000572	11/30/2012	(9.79)
88900000	CAP Move-Settlement	UZ	2000000574	11/30/2012	10.19
88900000	CAP Move-Settlement	UZ	2000000558	11/30/2012	(110.10)
88900000	CAP Move-Settlement	UZ	2000000558	11/30/2012	(84.46)
88900000	CAP Move-Settlement	UZ	2000000570	11/30/2012	(1.83)
88900000	CAP Move-Settlement	UZ	2000000572	11/30/2012	(10.65)
88900000	CAP Move-Settlement	UZ	2000000572	11/30/2012	77.10
88900000	CAP Move-Settlement	UZ	2000000572	11/30/2012	10.19
88900000	CAP Move-Settlement	UZ	2000000572	11/30/2012	811.83
88900000	CAP Move-Settlement	UZ	2000000581	11/30/2012	(6.73)
88900000	CAP Move-Settlement	UZ	2000000558	11/30/2012	(232.35)
88900000	CAP Move-Settlement	UZ	2000000558	11/30/2012	(302.89)
88900000	CAP Move-Settlement	UZ	2000000570	11/30/2012	84.35
88900000	CAP Move-Settlement	UZ	2000000570	11/30/2012	(309.84)
88900000	CAP Move-Settlement	UZ	2000000570	11/30/2012	1.83
88900000	CAP Move-Settlement	UZ	2000000570	11/30/2012	1.47
88900000	CAP Move-Settlement	UZ	2000000572	11/30/2012	(3,750.15)
88900000	CAP Move-Settlement	UZ	2000000572	11/30/2012	(5.02)
88900000	CAP Move-Settlement	UZ	2000000572	11/30/2012	(3.22)
88900000	CAP Move-Settlement	UZ	2000000572	11/30/2012	(372.13)
88900000	CAP Move-Settlement	UZ	2000000572	11/30/2012	(17.78)
88900000	CAP Move-Settlement	UZ	2000000572	11/30/2012	(55.99)
88900000	CAP Move-Settlement	UZ	2000000572	11/30/2012	(18.94)
88900000	CAP Move-Settlement	UZ	2000000572	11/30/2012	(339.13)
88900000	CAP Move-Settlement	UZ	2000000572	11/30/2012	0.47
88900000	CAP Move-Settlement	UZ	2000000574	11/30/2012	37.22
88900000	CAP Move-Settlement	UZ	2000000581	11/30/2012	(33.33)
88900000	CAP Move-Settlement	UZ	2000000555	11/30/2012	(177.77)
88900000	CAP Move-Settlement	UZ	2000000558	11/30/2012	(231.74)
88900000	CAP Move-Settlement	UZ	2000000570	11/30/2012	37.22
88900000	CAP Move-Settlement	UZ	2000000570	11/30/2012	(28.97)
88900000	CAP Move-Settlement	UZ	2000000570	11/30/2012	(5.02)
88900000	CAP Move-Settlement	UZ	2000000570	11/30/2012	(3.22)
88900000	CAP Move-Settlement	UZ	2000000570	11/30/2012	(19.73)
88900000	CAP Move-Settlement	UZ	2000000570	11/30/2012	93.86
88900000	CAP Move-Settlement	UZ	2000000572	11/30/2012	(350.34)
88900000	CAP Move-Settlement	UZ	2000000572	11/30/2012	(17.66)
88900000	CAP Move-Settlement	UZ	2000000572	11/30/2012	(33.33)
88900000	CAP Move-Settlement	UZ	2000000572	11/30/2012	(64.09)
88900000	CAP Move-Settlement	UZ	2000000574	11/30/2012	0.47
88900000	CAP Move-Settlement	UZ	2000000574	11/30/2012	(4,682.59)
88900000	CAP Move-Settlement	UZ	2000000581	11/30/2012	1.47
88900000	CAP Move-Settlement	UZ	2000000581	11/30/2012	1.83
88900000	CAP Move-Settlement	UZ	2000000555	11/30/2012	(112.55)
88900000	CAP Move-Settlement	UZ	2000000558	11/30/2012	(86.34)
88900000	CAP Move-Settlement	UZ	2000000570	11/30/2012	0.98
88900000	CAP Move-Settlement	UZ	2000000570	11/30/2012	5.38
88900000	CAP Move-Settlement	UZ	2000000570	11/30/2012	(1,045.42)



Kentucky American Water Company  
Case No. 2012-00520  
Response to PSC DR1, Item 31

Account	Description	Doc Type	Document Number	Posting Date	Amount
88900000	CAP Move-Settlement	UZ	2000000570	11/30/2012	(32.98)
88900000	CAP Move-Settlement	UZ	2000000570	11/30/2012	8.25
88900000	CAP Move-Settlement	UZ	2000000570	11/30/2012	3.91
88900000	CAP Move-Settlement	UZ	2000000570	11/30/2012	(15.01)
88900000	CAP Move-Settlement	UZ	2000000572	11/30/2012	(126.35)
88900000	CAP Move-Settlement	UZ	2000000572	11/30/2012	2.42
88900000	CAP Move-Settlement	UZ	2000000572	11/30/2012	(146.64)
88900000	CAP Move-Settlement	UZ	2000000572	11/30/2012	227.81
88900000	CAP Move-Settlement	UZ	2000000572	11/30/2012	(119.81)
88900000	CAP Move-Settlement	UZ	2000000572	11/30/2012	(5.24)
88900000	CAP Move-Settlement	UZ	2000000574	11/30/2012	(302.83)
88900000	CAP Move-Settlement	UZ	2000000574	11/30/2012	46.70
88900000	CAP Move-Settlement	UZ	2000000574	11/30/2012	(95.34)
88900000	CAP Move-Settlement	UZ	2000000581	11/30/2012	(40.86)
88900000	CAP Move-Settlement	UZ	2000000581	11/30/2012	0.60
88900000	CAP Move-Settlement	UZ	2000000581	11/30/2012	99.26
88900000	CAP Move-Settlement	UZ	2000000581	11/30/2012	(62.53)
88900000	CAP Move-Settlement	UZ	2000000555	11/30/2012	(0.22)
88900000	CAP Move-Settlement	UZ	2000000558	11/30/2012	(0.17)
88900000	CAP Move-Settlement	UZ	2000000555	11/30/2012	(102.26)
88900000	CAP Move-Settlement	UZ	2000000558	11/30/2012	(133.30)
88900000	CAP Move-Settlement	UZ	2000000570	11/30/2012	1.41
88900000	CAP Move-Settlement	UZ	2000000570	11/30/2012	(1,027.42)
88900000	CAP Move-Settlement	UZ	2000000570	11/30/2012	(96.08)
88900000	CAP Move-Settlement	UZ	2000000570	11/30/2012	4.40
88900000	CAP Move-Settlement	UZ	2000000570	11/30/2012	(24.57)
88900000	CAP Move-Settlement	UZ	2000000570	11/30/2012	(9.65)
88900000	CAP Move-Settlement	UZ	2000000570	11/30/2012	(137.91)
88900000	CAP Move-Settlement	UZ	2000000570	11/30/2012	5.49
88900000	CAP Move-Settlement	UZ	2000000572	11/30/2012	253.05
88900000	CAP Move-Settlement	UZ	2000000572	11/30/2012	111.66
88900000	CAP Move-Settlement	UZ	2000000572	11/30/2012	(741.48)
88900000	CAP Move-Settlement	UZ	2000000572	11/30/2012	(54.69)
88900000	CAP Move-Settlement	UZ	2000000574	11/30/2012	(596.47)
88900000	CAP Move-Settlement	UZ	2000000574	11/30/2012	(15.06)
88900000	CAP Move-Settlement	UZ	2000000574	11/30/2012	(99.98)
88900000	CAP Move-Settlement	UZ	2000000558	11/30/2012	(0.17)
88900000	CAP Move-Settlement	UZ	2000000558	11/30/2012	(0.22)
88900000	CAP Move-Settlement	UZ	2000000555	11/30/2012	(144.64)
88900000	CAP Move-Settlement	UZ	2000000558	11/30/2012	(188.54)
88900000	CAP Move-Settlement	UZ	2000000570	11/30/2012	(33.33)
88900000	CAP Move-Settlement	UZ	2000000570	11/30/2012	(120.75)
88900000	CAP Move-Settlement	UZ	2000000570	11/30/2012	84.35
88900000	CAP Move-Settlement	UZ	2000000570	11/30/2012	(1,671.06)
88900000	CAP Move-Settlement	UZ	2000000570	11/30/2012	1.83
88900000	CAP Move-Settlement	UZ	2000000570	11/30/2012	1.47
88900000	CAP Move-Settlement	UZ	2000000570	11/30/2012	37.22
88900000	CAP Move-Settlement	UZ	2000000572	11/30/2012	(3.22)
88900000	CAP Move-Settlement	UZ	2000000572	11/30/2012	(20.32)
88900000	CAP Move-Settlement	UZ	2000000572	11/30/2012	(11.66)
88900000	CAP Move-Settlement	UZ	2000000572	11/30/2012	(353.10)
88900000	CAP Move-Settlement	UZ	2000000574	11/30/2012	(22.61)
88900000	CAP Move-Settlement	UZ	2000000574	11/30/2012	(48.81)
88900000	CAP Move-Settlement	UZ	2000000574	11/30/2012	(5.02)
88900000	CAP Move-Settlement	UZ	2000000581	11/30/2012	0.47
88900000	CAP Move-Settlement	UZ	2000000555	11/30/2012	(0.02)
88900000	CAP Move-Settlement	UZ	2000000558	11/30/2012	(0.03)
88900000	CAP Move-Settlement	UZ	2000000555	11/30/2012	(69.35)
88900000	CAP Move-Settlement	UZ	2000000558	11/30/2012	(90.40)
88900000	CAP Move-Settlement	UZ	2000000570	11/30/2012	(13.65)
88900000	CAP Move-Settlement	UZ	2000000570	11/30/2012	0.31
88900000	CAP Move-Settlement	UZ	2000000570	11/30/2012	(458.65)
88900000	CAP Move-Settlement	UZ	2000000570	11/30/2012	1.21
88900000	CAP Move-Settlement	UZ	2000000570	11/30/2012	(6.84)
88900000	CAP Move-Settlement	UZ	2000000570	11/30/2012	(3.34)
88900000	CAP Move-Settlement	UZ	2000000570	11/30/2012	56.22
88900000	CAP Move-Settlement	UZ	2000000570	11/30/2012	(2.14)
88900000	CAP Move-Settlement	UZ	2000000572	11/30/2012	(34.50)
88900000	CAP Move-Settlement	UZ	2000000572	11/30/2012	24.81
88900000	CAP Move-Settlement	UZ	2000000572	11/30/2012	(107.79)
88900000	CAP Move-Settlement	UZ	2000000572	11/30/2012	(35.69)
88900000	CAP Move-Settlement	UZ	2000000581	11/30/2012	(560.32)
88900000	CAP Move-Settlement	UZ	2000000581	11/30/2012	0.98
88900000	CAP Move-Settlement	UZ	2000000581	11/30/2012	(22.22)
88900000	CAP Move-Settlement	UZ	2000000558	11/30/2012	(0.08)
88900000	CAP Move-Settlement	UZ	2000000558	11/30/2012	(0.10)
88900000	CAP Move-Settlement	UZ	2000000555	11/30/2012	(68.54)

Kentucky American Water Company  
Case No. 2012-00520  
Response to PSC DR1, Item 31

Account	Description	Doc Type	Document Number	Posting Date	Amount
88900000	CAP Move-Settlement	UZ	200000558	11/30/2012	(89.34)
88900000	CAP Move-Settlement	UZ	200000570	11/30/2012	(32.04)
88900000	CAP Move-Settlement	UZ	200000570	11/30/2012	37.22
88900000	CAP Move-Settlement	UZ	200000570	11/30/2012	84.35
88900000	CAP Move-Settlement	UZ	200000570	11/30/2012	(771.88)
88900000	CAP Move-Settlement	UZ	200000570	11/30/2012	1.47
88900000	CAP Move-Settlement	UZ	200000572	11/30/2012	(181.68)
88900000	CAP Move-Settlement	UZ	200000572	11/30/2012	(341.94)
88900000	CAP Move-Settlement	UZ	200000572	11/30/2012	1.83
88900000	CAP Move-Settlement	UZ	200000572	11/30/2012	(10.88)
88900000	CAP Move-Settlement	UZ	200000572	11/30/2012	(5.02)
88900000	CAP Move-Settlement	UZ	200000574	11/30/2012	0.47
88900000	CAP Move-Settlement	UZ	200000574	11/30/2012	(27.35)
88900000	CAP Move-Settlement	UZ	200000574	11/30/2012	(33.33)
88900000	CAP Move-Settlement	UZ	200000574	11/30/2012	(3.22)
88900000	CAP Move-Settlement	UZ	200000581	11/30/2012	(22.87)
88900000	CAP Move-Settlement	UZ	200000555	11/30/2012	(0.40)
88900000	CAP Move-Settlement	UZ	200000558	11/30/2012	(0.52)
88900000	CAP Move-Settlement	UZ	200000555	11/30/2012	(63.87)
88900000	CAP Move-Settlement	UZ	200000555	11/30/2012	(83.26)
88900000	CAP Move-Settlement	UZ	200000570	11/30/2012	(5.02)
88900000	CAP Move-Settlement	UZ	200000570	11/30/2012	(33.33)
88900000	CAP Move-Settlement	UZ	200000570	11/30/2012	(32.04)
88900000	CAP Move-Settlement	UZ	200000572	11/30/2012	(341.94)
88900000	CAP Move-Settlement	UZ	200000572	11/30/2012	(10.88)
88900000	CAP Move-Settlement	UZ	200000572	11/30/2012	37.22
88900000	CAP Move-Settlement	UZ	200000572	11/30/2012	(127.25)
88900000	CAP Move-Settlement	UZ	200000572	11/30/2012	0.47
88900000	CAP Move-Settlement	UZ	200000572	11/30/2012	1.47
88900000	CAP Move-Settlement	UZ	200000574	11/30/2012	84.35
88900000	CAP Move-Settlement	UZ	200000574	11/30/2012	(771.88)
88900000	CAP Move-Settlement	UZ	200000574	11/30/2012	(3.22)
88900000	CAP Move-Settlement	UZ	200000574	11/30/2012	(17.66)
88900000	CAP Move-Settlement	UZ	200000581	11/30/2012	1.83
88900000	CAP Move-Settlement	UZ	200000581	11/30/2012	(27.35)
88900000	CAP Move-Settlement	UZ	200000555	11/30/2012	(0.60)
88900000	CAP Move-Settlement	UZ	200000558	11/30/2012	(0.46)
88900000	CAP Move-Settlement	UZ	200000555	11/30/2012	(573.30)
88900000	CAP Move-Settlement	UZ	200000558	11/30/2012	(439.79)
88900000	CAP Move-Settlement	UZ	200000570	11/30/2012	6.85
88900000	CAP Move-Settlement	UZ	200000570	11/30/2012	(139.64)
88900000	CAP Move-Settlement	UZ	200000570	11/30/2012	(103.17)
88900000	CAP Move-Settlement	UZ	200000570	11/30/2012	2.85
88900000	CAP Move-Settlement	UZ	200000570	11/30/2012	(4,864.31)
88900000	CAP Move-Settlement	UZ	200000570	11/30/2012	0.14
88900000	CAP Move-Settlement	UZ	200000570	11/30/2012	393.80
88900000	CAP Move-Settlement	UZ	200000570	11/30/2012	9.88
88900000	CAP Move-Settlement	UZ	200000570	11/30/2012	8.53
88900000	CAP Move-Settlement	UZ	200000572	11/30/2012	(100.66)
88900000	CAP Move-Settlement	UZ	200000572	11/30/2012	173.70
88900000	CAP Move-Settlement	UZ	200000572	11/30/2012	(15.01)
88900000	CAP Move-Settlement	UZ	200000572	11/30/2012	(155.51)
88900000	CAP Move-Settlement	UZ	200000572	11/30/2012	(23.43)
88900000	CAP Move-Settlement	UZ	200000574	11/30/2012	(223.49)
88900000	CAP Move-Settlement	UZ	200000574	11/30/2012	(34.36)
88900000	CAP Move-Settlement	UZ	200000581	11/30/2012	0.85
88900000	CAP Move-Settlement	UZ	200000581	11/30/2012	(1,615.54)
88900000	CAP Move-Settlement	UZ	200000555	11/30/2012	(380.02)
88900000	CAP Move-Settlement	UZ	200000558	11/30/2012	(291.52)
88900000	CAP Move-Settlement	UZ	200000570	11/30/2012	(55.55)
88900000	CAP Move-Settlement	UZ	200000570	11/30/2012	(3,492.15)
88900000	CAP Move-Settlement	UZ	200000570	11/30/2012	(5.36)
88900000	CAP Move-Settlement	UZ	200000570	11/30/2012	2.45
88900000	CAP Move-Settlement	UZ	200000572	11/30/2012	(30.38)
88900000	CAP Move-Settlement	UZ	200000572	11/30/2012	175.87
88900000	CAP Move-Settlement	UZ	200000572	11/30/2012	62.03
88900000	CAP Move-Settlement	UZ	200000572	11/30/2012	(17.53)
88900000	CAP Move-Settlement	UZ	200000572	11/30/2012	(84.76)
88900000	CAP Move-Settlement	UZ	200000574	11/30/2012	0.78
88900000	CAP Move-Settlement	UZ	200000574	11/30/2012	(35.07)
88900000	CAP Move-Settlement	UZ	200000574	11/30/2012	(562.01)
88900000	CAP Move-Settlement	UZ	200000581	11/30/2012	(68.17)
88900000	CAP Move-Settlement	UZ	200000581	11/30/2012	3.05
88900000	CAP Move-Settlement	UZ	200000581	11/30/2012	(8.37)
88900000	CAP Move-Settlement	UZ	200000558	11/30/2012	(46.50)
88900000	CAP Move-Settlement	UZ	200000558	11/30/2012	(35.67)
88900000	CAP Move-Settlement	UZ	200000558	11/30/2012	(46.51)

Kentucky American Water Company  
Case No. 2012-00520  
Response to PSC DR1, Item 31

Account	Description	Doc Type	Document Number	Posting Date	Amount
88900000	CAP Move-Settlement	UZ	200000558	11/30/2012	(35.68)
88900000	CAP Move-Settlement	UZ	200000558	11/30/2012	(0.01)
88900000	CAP Move-Settlement	UZ	200000555	11/30/2012	(608.23)
88900000	CAP Move-Settlement	UZ	200000558	11/30/2012	(466.59)
88900000	CAP Move-Settlement	UZ	200000570	11/30/2012	9.08
88900000	CAP Move-Settlement	UZ	200000570	11/30/2012	(645.61)
88900000	CAP Move-Settlement	UZ	200000570	11/30/2012	(372.93)
88900000	CAP Move-Settlement	UZ	200000570	11/30/2012	719.60
88900000	CAP Move-Settlement	UZ	200000572	11/30/2012	(7,908.63)
88900000	CAP Move-Settlement	UZ	200000572	11/30/2012	(351.73)
88900000	CAP Move-Settlement	UZ	200000572	11/30/2012	(1,087.30)
88900000	CAP Move-Settlement	UZ	200000572	11/30/2012	(2,064.52)
88900000	CAP Move-Settlement	UZ	200000572	11/30/2012	(2.47)
88900000	CAP Move-Settlement	UZ	200000572	11/30/2012	0.04
88900000	CAP Move-Settlement	UZ	200000572	11/30/2012	35.44
88900000	CAP Move-Settlement	UZ	200000572	11/30/2012	28.37
88900000	CAP Move-Settlement	UZ	200000574	11/30/2012	0.39
88900000	CAP Move-Settlement	UZ	200000574	11/30/2012	(62.20)
88900000	CAP Move-Settlement	UZ	200000574	11/30/2012	(5,621.93)
88900000	CAP Move-Settlement	UZ	200000574	11/30/2012	(450.97)
88900000	CAP Move-Settlement	UZ	200000574	11/30/2012	1,631.18
88900000	CAP Move-Settlement	UZ	200000581	11/30/2012	(97.13)
88900000	CAP Move-Settlement	UZ	200000581	11/30/2012	0.18
88900000	CAP Move-Settlement	UZ	200000555	11/30/2012	(0.11)
88900000	CAP Move-Settlement	UZ	200000555	11/30/2012	(0.15)
88900000	CAP Move-Settlement	UZ	200000555	11/30/2012	(467.41)
88900000	CAP Move-Settlement	UZ	200000558	11/30/2012	(358.56)
88900000	CAP Move-Settlement	UZ	200000570	11/30/2012	(281.42)
88900000	CAP Move-Settlement	UZ	200000570	11/30/2012	(167.67)
88900000	CAP Move-Settlement	UZ	200000570	11/30/2012	(178.76)
88900000	CAP Move-Settlement	UZ	200000570	11/30/2012	1,209.03
88900000	CAP Move-Settlement	UZ	200000570	11/30/2012	(71.95)
88900000	CAP Move-Settlement	UZ	200000570	11/30/2012	(3,210.55)
88900000	CAP Move-Settlement	UZ	200000572	11/30/2012	(563.75)
88900000	CAP Move-Settlement	UZ	200000572	11/30/2012	(477.65)
88900000	CAP Move-Settlement	UZ	200000572	11/30/2012	(1,387.48)
88900000	CAP Move-Settlement	UZ	200000572	11/30/2012	26.24
88900000	CAP Move-Settlement	UZ	200000572	11/30/2012	6.72
88900000	CAP Move-Settlement	UZ	200000572	11/30/2012	533.50
88900000	CAP Move-Settlement	UZ	200000574	11/30/2012	(46.09)
88900000	CAP Move-Settlement	UZ	200000581	11/30/2012	(5,742.43)
88900000	CAP Move-Settlement	UZ	200000581	11/30/2012	21.04
88900000	CAP Move-Settlement	UZ	200000555	11/30/2012	(62.50)
88900000	CAP Move-Settlement	UZ	200000555	11/30/2012	(81.48)
88900000	CAP Move-Settlement	UZ	200000570	11/30/2012	(169.56)
88900000	CAP Move-Settlement	UZ	200000570	11/30/2012	(57.30)
88900000	CAP Move-Settlement	UZ	200000570	11/30/2012	5.49
88900000	CAP Move-Settlement	UZ	200000570	11/30/2012	(1,007.92)
88900000	CAP Move-Settlement	UZ	200000572	11/30/2012	253.05
88900000	CAP Move-Settlement	UZ	200000572	11/30/2012	(8.48)
88900000	CAP Move-Settlement	UZ	200000572	11/30/2012	(99.98)
88900000	CAP Move-Settlement	UZ	200000572	11/30/2012	(83.93)
88900000	CAP Move-Settlement	UZ	200000572	11/30/2012	1.41
88900000	CAP Move-Settlement	UZ	200000574	11/30/2012	111.66
88900000	CAP Move-Settlement	UZ	200000574	11/30/2012	(29.47)
88900000	CAP Move-Settlement	UZ	200000574	11/30/2012	(126.89)
88900000	CAP Move-Settlement	UZ	200000581	11/30/2012	4.40
88900000	CAP Move-Settlement	UZ	200000581	11/30/2012	(9.65)
88900000	CAP Move-Settlement	UZ	200000581	11/30/2012	(15.06)
88900000	CAP Move-Settlement	UZ	200000570	11/30/2012	(2,082.47)
88900000	CAP Move-Settlement	UZ	200000570	11/30/2012	(2,082.47)
88900000	CAP Move-Settlement	UZ	200000570	11/30/2012	(2,082.47)
88900000	CAP Move-Settlement	UZ	200000574	11/30/2012	(0.09)
88900000	CAP Move-Settlement	UZ	200000570	11/30/2012	1.69
88900000	CAP Move-Settlement	UZ	200000572	11/30/2012	0.18
88900000	CAP Move-Settlement	UZ	200000572	11/30/2012	0.84
88900000	CAP Move-Settlement	UZ	200000572	11/30/2012	18.74
88900000	CAP Move-Settlement	UZ	200000572	11/30/2012	2.67
88900000	CAP Move-Settlement	UZ	200000574	11/30/2012	(1.47)
88900000	CAP Move-Settlement	UZ	200000558	11/30/2012	(21.67)
88900000	CAP Move-Settlement	UZ	200000558	11/30/2012	(16.63)
88900000	CAP Move-Settlement	UZ	200000570	11/30/2012	1,793.99
88900000	CAP Move-Settlement	UZ	200000572	11/30/2012	(23.92)
88900000	CAP Move-Settlement	UZ	200000555	11/30/2012	(4.28)
88900000	CAP Move-Settlement	UZ	200000558	11/30/2012	(3.28)
88900000	CAP Move-Settlement	UZ	200000555	11/30/2012	(6.72)
88900000	CAP Move-Settlement	UZ	200000555	11/30/2012	(5.15)

Kentucky American Water Company  
Case No. 2012-00520  
Response to PSC DR1, Item 31

Account	Description	Doc Type	Document Number	Posting Date	Amount
88900000	CAP Move-Settlement	UZ	2000000570	11/30/2012	(2,082.47)
88900000	CAP Move-Settlement	UZ	2000000555	11/30/2012	(6.72)
88900000	CAP Move-Settlement	UZ	2000000558	11/30/2012	(5.15)
88900000	CAP Move-Settlement	UZ	2000000570	11/30/2012	(2,082.47)
88900000	CAP Move-Settlement	UZ	2000000558	11/30/2012	(4.28)
88900000	CAP Move-Settlement	UZ	2000000558	11/30/2012	(3.28)
88900000	CAP Move-Settlement	UZ	2000000555	11/30/2012	(16.61)
88900000	CAP Move-Settlement	UZ	2000000558	11/30/2012	(21.66)
88900000	CAP Move-Settlement	UZ	2000000570	11/30/2012	(29.21)
88900000	CAP Move-Settlement	UZ	2000000572	11/30/2012	2,190.58
88900000	CAP Move-Settlement	UZ	2000000555	11/30/2012	(28.01)
88900000	CAP Move-Settlement	UZ	2000000558	11/30/2012	(36.51)
88900000	CAP Move-Settlement	UZ	2000000558	11/30/2012	(28.01)
88900000	CAP Move-Settlement	UZ	2000000558	11/30/2012	(36.51)
88900000	CAP Move-Settlement	UZ	2000000570	11/30/2012	(23.85)
88900000	CAP Move-Settlement	UZ	2000000572	11/30/2012	(1.55)
88900000	CAP Move-Settlement	UZ	2000000570	11/30/2012	(1.55)
88900000	CAP Move-Settlement	UZ	2000000572	11/30/2012	(23.85)
88900000	CAP Move-Settlement	UZ	2000000574	11/30/2012	(1.55)
88900000	CAP Move-Settlement	UZ	2000000574	11/30/2012	(23.85)
88900000	CAP Move-Settlement	UZ	2000000572	11/30/2012	(1.43)
88900000	CAP Move-Settlement	UZ	2000000555	11/30/2012	(14.09)
88900000	CAP Move-Settlement	UZ	2000000558	11/30/2012	(18.37)
88900000	CAP Move-Settlement	UZ	2000000570	11/30/2012	1.71
88900000	CAP Move-Settlement	UZ	2000000570	11/30/2012	(1.72)
88900000	CAP Move-Settlement	UZ	2000000558	11/30/2012	(18.37)
88900000	CAP Move-Settlement	UZ	2000000558	11/30/2012	(14.09)
88900000	CAP Move-Settlement	UZ	2000000572	11/30/2012	(1.72)
88900000	CAP Move-Settlement	UZ	2000000574	11/30/2012	1.71
88900000	CAP Move-Settlement	UZ	2000000555	11/30/2012	(17.80)
88900000	CAP Move-Settlement	UZ	2000000555	11/30/2012	(13.65)
88900000	CAP Move-Settlement	UZ	2000000570	11/30/2012	(3,962.87)
88900000	CAP Move-Settlement	UZ	2000000574	11/30/2012	62.56
88900000	CAP Move-Settlement	UZ	2000000570	11/30/2012	(62.56)
88900000	CAP Move-Settlement	UZ	2000000558	11/30/2012	(27.32)
88900000	CAP Move-Settlement	UZ	2000000558	11/30/2012	(20.96)
88900000	CAP Move-Settlement	UZ	2000000555	11/30/2012	(20.96)
88900000	CAP Move-Settlement	UZ	2000000558	11/30/2012	(27.32)
88900000	CAP Move-Settlement	UZ	2000000570	11/30/2012	(3.57)
88900000	CAP Move-Settlement	UZ	2000000570	11/30/2012	(21.59)
88900000	CAP Move-Settlement	UZ	2000000570	11/30/2012	0.98
88900000	CAP Move-Settlement	UZ	2000000570	11/30/2012	56.22
88900000	CAP Move-Settlement	UZ	2000000570	11/30/2012	(22.22)
88900000	CAP Move-Settlement	UZ	2000000570	11/30/2012	(2.14)
88900000	CAP Move-Settlement	UZ	2000000570	11/30/2012	0.31
88900000	CAP Move-Settlement	UZ	2000000570	11/30/2012	24.81
88900000	CAP Move-Settlement	UZ	2000000572	11/30/2012	(11.77)
88900000	CAP Move-Settlement	UZ	2000000572	11/30/2012	(3.34)
88900000	CAP Move-Settlement	UZ	2000000572	11/30/2012	(6.55)
88900000	CAP Move-Settlement	UZ	2000000572	11/30/2012	(254.89)
88900000	CAP Move-Settlement	UZ	2000000574	11/30/2012	(20.83)
88900000	CAP Move-Settlement	UZ	2000000574	11/30/2012	1.21
88900000	CAP Move-Settlement	UZ	2000000581	11/30/2012	(76.53)
88900000	CAP Move-Settlement	UZ	2000000570	11/30/2012	3.66
88900000	CAP Move-Settlement	UZ	2000000570	11/30/2012	(669.09)
88900000	CAP Move-Settlement	UZ	2000000570	11/30/2012	(612.68)
88900000	CAP Move-Settlement	UZ	2000000570	11/30/2012	(6.43)
88900000	CAP Move-Settlement	UZ	2000000570	11/30/2012	(66.66)
88900000	CAP Move-Settlement	UZ	2000000570	11/30/2012	(10.04)
88900000	CAP Move-Settlement	UZ	2000000570	11/30/2012	74.44
88900000	CAP Move-Settlement	UZ	2000000572	11/30/2012	(20.17)
88900000	CAP Move-Settlement	UZ	2000000572	11/30/2012	(36.27)
88900000	CAP Move-Settlement	UZ	2000000572	11/30/2012	(75.90)
88900000	CAP Move-Settlement	UZ	2000000572	11/30/2012	0.94
88900000	CAP Move-Settlement	UZ	2000000572	11/30/2012	(89.98)
88900000	CAP Move-Settlement	UZ	2000000572	11/30/2012	(19.27)
88900000	CAP Move-Settlement	UZ	2000000573	11/30/2012	2.94
88900000	CAP Move-Settlement	UZ	2000000574	11/30/2012	168.70
88900000	CAP Move-Settlement	UZ	2000000574	11/30/2012	(0.94)
88900000	CAP Move-Settlement	UZ	2000000570	11/30/2012	(313.16)
88900000	CAP Move-Settlement	UZ	2000000570	11/30/2012	(9.82)
88900000	CAP Move-Settlement	UZ	2000000570	11/30/2012	(33.33)
88900000	CAP Move-Settlement	UZ	2000000570	11/30/2012	(29.95)
88900000	CAP Move-Settlement	UZ	2000000570	11/30/2012	0.47
88900000	CAP Move-Settlement	UZ	2000000570	11/30/2012	(5.02)
88900000	CAP Move-Settlement	UZ	2000000570	11/30/2012	(17.66)
88900000	CAP Move-Settlement	UZ	2000000570	11/30/2012	1.83

Kentucky American Water Company  
Case No. 2012-00520  
Response to PSC DR1, Item 31

Account	Description	Doc Type	Document Number	Posting Date	Amount
88900000	CAP Move-Settlement	UZ	200000572	11/30/2012	37.22
88900000	CAP Move-Settlement	UZ	200000572	11/30/2012	84.35
88900000	CAP Move-Settlement	UZ	200000572	11/30/2012	(27.08)
88900000	CAP Move-Settlement	UZ	200000572	11/30/2012	(5.77)
88900000	CAP Move-Settlement	UZ	200000572	11/30/2012	(3.22)
88900000	CAP Move-Settlement	UZ	200000572	11/30/2012	(69.51)
88900000	CAP Move-Settlement	UZ	200000581	11/30/2012	1.47
88900000	CAP Move-Settlement	UZ	200000581	11/30/2012	1,051.71
88900000	CAP Move-Settlement	UZ	200000570	11/30/2012	(2.04)
88900000	CAP Move-Settlement	UZ	200000570	11/30/2012	(16.05)
88900000	CAP Move-Settlement	UZ	200000570	11/30/2012	(2.23)
88900000	CAP Move-Settlement	UZ	200000570	11/30/2012	(61.87)
88900000	CAP Move-Settlement	UZ	200000572	11/30/2012	(22.72)
88900000	CAP Move-Settlement	UZ	200000572	11/30/2012	(37.28)
88900000	CAP Move-Settlement	UZ	200000570	11/30/2012	1.47
88900000	CAP Move-Settlement	UZ	200000570	11/30/2012	(33.33)
88900000	CAP Move-Settlement	UZ	200000570	11/30/2012	(27.35)
88900000	CAP Move-Settlement	UZ	200000570	11/30/2012	(195.08)
88900000	CAP Move-Settlement	UZ	200000570	11/30/2012	(32.04)
88900000	CAP Move-Settlement	UZ	200000570	11/30/2012	(10.88)
88900000	CAP Move-Settlement	UZ	200000572	11/30/2012	84.35
88900000	CAP Move-Settlement	UZ	200000572	11/30/2012	(5.02)
88900000	CAP Move-Settlement	UZ	200000572	11/30/2012	37.22
88900000	CAP Move-Settlement	UZ	200000572	11/30/2012	0.47
88900000	CAP Move-Settlement	UZ	200000572	11/30/2012	1.83
88900000	CAP Move-Settlement	UZ	200000572	11/30/2012	(17.66)
88900000	CAP Move-Settlement	UZ	200000572	11/30/2012	(60.89)
88900000	CAP Move-Settlement	UZ	200000574	11/30/2012	(333.81)
88900000	CAP Move-Settlement	UZ	200000581	11/30/2012	(3.22)
88900000	CAP Move-Settlement	UZ	200000570	11/30/2012	84.35
88900000	CAP Move-Settlement	UZ	200000570	11/30/2012	(32.02)
88900000	CAP Move-Settlement	UZ	200000570	11/30/2012	(20.70)
88900000	CAP Move-Settlement	UZ	200000570	11/30/2012	(27.35)
88900000	CAP Move-Settlement	UZ	200000570	11/30/2012	(33.33)
88900000	CAP Move-Settlement	UZ	200000570	11/30/2012	(3.22)
88900000	CAP Move-Settlement	UZ	200000572	11/30/2012	0.47
88900000	CAP Move-Settlement	UZ	200000572	11/30/2012	37.22
88900000	CAP Move-Settlement	UZ	200000572	11/30/2012	1.47
88900000	CAP Move-Settlement	UZ	200000572	11/30/2012	(5.02)
88900000	CAP Move-Settlement	UZ	200000572	11/30/2012	(195.08)
88900000	CAP Move-Settlement	UZ	200000572	11/30/2012	(10.90)
88900000	CAP Move-Settlement	UZ	200000574	11/30/2012	1.83
88900000	CAP Move-Settlement	UZ	200000574	11/30/2012	(17.66)
88900000	CAP Move-Settlement	UZ	200000581	11/30/2012	(333.81)
88900000	CAP Move-Settlement	UZ	200000570	11/30/2012	(5.02)
88900000	CAP Move-Settlement	UZ	200000570	11/30/2012	(3.22)
88900000	CAP Move-Settlement	UZ	200000570	11/30/2012	37.22
88900000	CAP Move-Settlement	UZ	200000570	11/30/2012	(333.81)
88900000	CAP Move-Settlement	UZ	200000570	11/30/2012	(32.04)
88900000	CAP Move-Settlement	UZ	200000570	11/30/2012	(27.35)
88900000	CAP Move-Settlement	UZ	200000572	11/30/2012	(33.33)
88900000	CAP Move-Settlement	UZ	200000572	11/30/2012	0.47
88900000	CAP Move-Settlement	UZ	200000572	11/30/2012	(10.88)
88900000	CAP Move-Settlement	UZ	200000572	11/30/2012	1.83
88900000	CAP Move-Settlement	UZ	200000572	11/30/2012	1.47
88900000	CAP Move-Settlement	UZ	200000574	11/30/2012	(195.08)
88900000	CAP Move-Settlement	UZ	200000574	11/30/2012	84.35
88900000	CAP Move-Settlement	UZ	200000574	11/30/2012	(37.41)
88900000	CAP Move-Settlement	UZ	200000581	11/30/2012	(17.66)
88900000	CAP Move-Settlement	UZ	200000570	11/30/2012	(617.13)
88900000	CAP Move-Settlement	UZ	200000570	11/30/2012	21.24
88900000	CAP Move-Settlement	UZ	200000570	11/30/2012	(50.51)
88900000	CAP Move-Settlement	UZ	200000572	11/30/2012	(270.03)
88900000	CAP Move-Settlement	UZ	200000572	11/30/2012	(2,575.07)
88900000	CAP Move-Settlement	UZ	200000572	11/30/2012	(180.01)
88900000	CAP Move-Settlement	UZ	200000574	11/30/2012	(2.30)
88900000	CAP Move-Settlement	UZ	200000581	11/30/2012	(1,772.47)
88900000	CAP Move-Settlement	UZ	200000570	11/30/2012	822.91
88900000	CAP Move-Settlement	UZ	200000570	11/30/2012	(165.34)
88900000	CAP Move-Settlement	UZ	200000570	11/30/2012	(91.69)
88900000	CAP Move-Settlement	UZ	200000570	11/30/2012	13.70
88900000	CAP Move-Settlement	UZ	200000570	11/30/2012	17.08
88900000	CAP Move-Settlement	UZ	200000572	11/30/2012	(311.03)
88900000	CAP Move-Settlement	UZ	200000572	11/30/2012	(1,583.83)
88900000	CAP Move-Settlement	UZ	200000572	11/30/2012	(282.96)
88900000	CAP Move-Settlement	UZ	200000572	11/30/2012	551.68
88900000	CAP Move-Settlement	UZ	200000574	11/30/2012	(3,825.75)

Kentucky American Water Company  
Case No. 2012-00520  
Response to PSC DR1, Item 31

Account	Description	Doc Type	Document Number	Posting Date	Amount
88900000	CAP Move-Settlement	UZ	2000000574	11/30/2012	(121.53)
88900000	CAP Move-Settlement	UZ	2000000574	11/30/2012	4.38
88900000	CAP Move-Settlement	UZ	2000000574	11/30/2012	(46.85)
88900000	CAP Move-Settlement	UZ	2000000581	11/30/2012	(30.01)
88900000	CAP Move-Settlement	UZ	2000000581	11/30/2012	347.39
88900000	CAP Move-Settlement	UZ	2000000570	11/30/2012	(345.60)
88900000	CAP Move-Settlement	UZ	2000000570	11/30/2012	(1,522.03)
88900000	CAP Move-Settlement	UZ	2000000570	11/30/2012	(233.28)
88900000	CAP Move-Settlement	UZ	2000000570	11/30/2012	(113.70)
88900000	CAP Move-Settlement	UZ	2000000572	11/30/2012	10.27
88900000	CAP Move-Settlement	UZ	2000000572	11/30/2012	(22.51)
88900000	CAP Move-Settlement	UZ	2000000572	11/30/2012	260.55
88900000	CAP Move-Settlement	UZ	2000000572	11/30/2012	(3,125.62)
88900000	CAP Move-Settlement	UZ	2000000572	11/30/2012	(132.16)
88900000	CAP Move-Settlement	UZ	2000000572	11/30/2012	12.81
88900000	CAP Move-Settlement	UZ	2000000572	11/30/2012	(35.14)
88900000	CAP Move-Settlement	UZ	2000000574	11/30/2012	(3,290.80)
88900000	CAP Move-Settlement	UZ	2000000574	11/30/2012	3.28
88900000	CAP Move-Settlement	UZ	2000000574	11/30/2012	(1,854.89)
88900000	CAP Move-Settlement	UZ	2000000574	11/30/2012	591.85
88900000	CAP Move-Settlement	UZ	2000000570	11/30/2012	0.31
88900000	CAP Move-Settlement	UZ	2000000570	11/30/2012	1.21
88900000	CAP Move-Settlement	UZ	2000000570	11/30/2012	0.65
88900000	CAP Move-Settlement	UZ	2000000570	11/30/2012	(21.39)
88900000	CAP Move-Settlement	UZ	2000000570	11/30/2012	(28.23)
88900000	CAP Move-Settlement	UZ	2000000570	11/30/2012	(1.15)
88900000	CAP Move-Settlement	UZ	2000000572	11/30/2012	(11.77)
88900000	CAP Move-Settlement	UZ	2000000572	11/30/2012	0.98
88900000	CAP Move-Settlement	UZ	2000000572	11/30/2012	(22.22)
88900000	CAP Move-Settlement	UZ	2000000572	11/30/2012	(242.81)
88900000	CAP Move-Settlement	UZ	2000000572	11/30/2012	67.48
88900000	CAP Move-Settlement	UZ	2000000572	11/30/2012	24.81
88900000	CAP Move-Settlement	UZ	2000000572	11/30/2012	(2.14)
88900000	CAP Move-Settlement	UZ	2000000572	11/30/2012	(3.34)
88900000	CAP Move-Settlement	UZ	2000000574	11/30/2012	(6.55)
88900000	CAP Move-Settlement	UZ	2000000570	11/30/2012	(22.22)
88900000	CAP Move-Settlement	UZ	2000000570	11/30/2012	24.81
88900000	CAP Move-Settlement	UZ	2000000570	11/30/2012	(11.77)
88900000	CAP Move-Settlement	UZ	2000000570	11/30/2012	66.30
88900000	CAP Move-Settlement	UZ	2000000570	11/30/2012	0.98
88900000	CAP Move-Settlement	UZ	2000000570	11/30/2012	(5.01)
88900000	CAP Move-Settlement	UZ	2000000572	11/30/2012	0.31
88900000	CAP Move-Settlement	UZ	2000000572	11/30/2012	1.21
88900000	CAP Move-Settlement	UZ	2000000572	11/30/2012	(19.99)
88900000	CAP Move-Settlement	UZ	2000000572	11/30/2012	(238.74)
88900000	CAP Move-Settlement	UZ	2000000572	11/30/2012	(3.34)
88900000	CAP Move-Settlement	UZ	2000000574	11/30/2012	(2.14)
88900000	CAP Move-Settlement	UZ	2000000574	11/30/2012	(28.04)
88900000	CAP Move-Settlement	UZ	2000000581	11/30/2012	(6.55)
88900000	CAP Move-Settlement	UZ	2000000570	11/30/2012	1.21
88900000	CAP Move-Settlement	UZ	2000000570	11/30/2012	24.81
88900000	CAP Move-Settlement	UZ	2000000570	11/30/2012	(2.14)
88900000	CAP Move-Settlement	UZ	2000000572	11/30/2012	(25.56)
88900000	CAP Move-Settlement	UZ	2000000572	11/30/2012	(227.30)
88900000	CAP Move-Settlement	UZ	2000000572	11/30/2012	(3.51)
88900000	CAP Move-Settlement	UZ	2000000572	11/30/2012	0.31
88900000	CAP Move-Settlement	UZ	2000000572	11/30/2012	(6.55)
88900000	CAP Move-Settlement	UZ	2000000572	11/30/2012	(19.48)
88900000	CAP Move-Settlement	UZ	2000000574	11/30/2012	(11.77)
88900000	CAP Move-Settlement	UZ	2000000574	11/30/2012	0.98
88900000	CAP Move-Settlement	UZ	2000000581	11/30/2012	(22.22)
88900000	CAP Move-Settlement	UZ	2000000581	11/30/2012	(3.34)
88900000	CAP Move-Settlement	UZ	2000000581	11/30/2012	59.53
88900000	CAP Move-Settlement	UZ	2000000572	11/30/2012	(8.41)
88900000	CAP Move-Settlement	UZ	2000000572	11/30/2012	(6.90)
88900000	CAP Move-Settlement	UZ	2000000581	11/30/2012	(0.93)
88900000	CAP Move-Settlement	UZ	2000000570	11/30/2012	(803.29)
88900000	CAP Move-Settlement	UZ	2000000570	11/30/2012	62.03
88900000	CAP Move-Settlement	UZ	2000000570	11/30/2012	(63.49)
88900000	CAP Move-Settlement	UZ	2000000570	11/30/2012	(584.90)
88900000	CAP Move-Settlement	UZ	2000000570	11/30/2012	(16.37)
88900000	CAP Move-Settlement	UZ	2000000572	11/30/2012	(55.55)
88900000	CAP Move-Settlement	UZ	2000000572	11/30/2012	(30.68)
88900000	CAP Move-Settlement	UZ	2000000572	11/30/2012	(8.37)
88900000	CAP Move-Settlement	UZ	2000000572	11/30/2012	140.59
88900000	CAP Move-Settlement	UZ	2000000572	11/30/2012	(5.36)
88900000	CAP Move-Settlement	UZ	2000000574	11/30/2012	0.78

Kentucky American Water Company  
Case No. 2012-00520  
Response to PSC DR1, Item 31

Account	Description	Doc Type	Document Number	Posting Date	Amount
88900000	CAP Move-Settlement	UZ	200000574	11/30/2012	2.45
88900000	CAP Move-Settlement	UZ	200000574	11/30/2012	3.05
88900000	CAP Move-Settlement	UZ	200000574	11/30/2012	(103.28)
88900000	CAP Move-Settlement	UZ	200000581	11/30/2012	(29.44)
88900000	CAP Move-Settlement	UZ	200000570	11/30/2012	(9.82)
88900000	CAP Move-Settlement	UZ	200000570	11/30/2012	(33.33)
88900000	CAP Move-Settlement	UZ	200000570	11/30/2012	(324.51)
88900000	CAP Move-Settlement	UZ	200000572	11/30/2012	0.47
88900000	CAP Move-Settlement	UZ	200000572	11/30/2012	(367.04)
88900000	CAP Move-Settlement	UZ	200000572	11/30/2012	(17.51)
88900000	CAP Move-Settlement	UZ	200000572	11/30/2012	95.23
88900000	CAP Move-Settlement	UZ	200000572	11/30/2012	1.47
88900000	CAP Move-Settlement	UZ	200000572	11/30/2012	(17.66)
88900000	CAP Move-Settlement	UZ	200000574	11/30/2012	(3.22)
88900000	CAP Move-Settlement	UZ	200000574	11/30/2012	(5.02)
88900000	CAP Move-Settlement	UZ	200000574	11/30/2012	37.22
88900000	CAP Move-Settlement	UZ	200000574	11/30/2012	(60.87)
88900000	CAP Move-Settlement	UZ	200000581	11/30/2012	1.83
88900000	CAP Move-Settlement	UZ	200000570	11/30/2012	(30.50)
88900000	CAP Move-Settlement	UZ	200000570	11/30/2012	(878.86)
88900000	CAP Move-Settlement	UZ	200000570	11/30/2012	(571.53)
88900000	CAP Move-Settlement	UZ	200000570	11/30/2012	(8.37)
88900000	CAP Move-Settlement	UZ	200000570	11/30/2012	0.78
88900000	CAP Move-Settlement	UZ	200000570	11/30/2012	(58.73)
88900000	CAP Move-Settlement	UZ	200000572	11/30/2012	(55.55)
88900000	CAP Move-Settlement	UZ	200000572	11/30/2012	(5.36)
88900000	CAP Move-Settlement	UZ	200000572	11/30/2012	(47.14)
88900000	CAP Move-Settlement	UZ	200000572	11/30/2012	(16.37)
88900000	CAP Move-Settlement	UZ	200000574	11/30/2012	(29.44)
88900000	CAP Move-Settlement	UZ	200000574	11/30/2012	2.45
88900000	CAP Move-Settlement	UZ	200000574	11/30/2012	140.59
88900000	CAP Move-Settlement	UZ	200000581	11/30/2012	62.03
88900000	CAP Move-Settlement	UZ	200000581	11/30/2012	3.05
88900000	CAP Move-Settlement	UZ	200000570	11/30/2012	0.94
88900000	CAP Move-Settlement	UZ	200000570	11/30/2012	3.66
88900000	CAP Move-Settlement	UZ	200000570	11/30/2012	(79.89)
88900000	CAP Move-Settlement	UZ	200000570	11/30/2012	(66.66)
88900000	CAP Move-Settlement	UZ	200000572	11/30/2012	(20.55)
88900000	CAP Move-Settlement	UZ	200000572	11/30/2012	(615.50)
88900000	CAP Move-Settlement	UZ	200000572	11/30/2012	(74.13)
88900000	CAP Move-Settlement	UZ	200000572	11/30/2012	2.94
88900000	CAP Move-Settlement	UZ	200000572	11/30/2012	74.44
88900000	CAP Move-Settlement	UZ	200000572	11/30/2012	(6.43)
88900000	CAP Move-Settlement	UZ	200000574	11/30/2012	(92.25)
88900000	CAP Move-Settlement	UZ	200000574	11/30/2012	(707.67)
88900000	CAP Move-Settlement	UZ	200000574	11/30/2012	168.70
88900000	CAP Move-Settlement	UZ	200000581	11/30/2012	(36.27)
88900000	CAP Move-Settlement	UZ	200000581	11/30/2012	(10.04)
88900000	CAP Move-Settlement	UZ	200000570	11/30/2012	66.16
88900000	CAP Move-Settlement	UZ	200000570	11/30/2012	(11.77)
88900000	CAP Move-Settlement	UZ	200000570	11/30/2012	(2.14)
88900000	CAP Move-Settlement	UZ	200000572	11/30/2012	1.21
88900000	CAP Move-Settlement	UZ	200000572	11/30/2012	24.81
88900000	CAP Move-Settlement	UZ	200000572	11/30/2012	0.98
88900000	CAP Move-Settlement	UZ	200000572	11/30/2012	(166.27)
88900000	CAP Move-Settlement	UZ	200000572	11/30/2012	(227.78)
88900000	CAP Move-Settlement	UZ	200000574	11/30/2012	0.31
88900000	CAP Move-Settlement	UZ	200000574	11/30/2012	(6.55)
88900000	CAP Move-Settlement	UZ	200000574	11/30/2012	(9.09)
88900000	CAP Move-Settlement	UZ	200000574	11/30/2012	(22.22)
88900000	CAP Move-Settlement	UZ	200000574	11/30/2012	(24.15)
88900000	CAP Move-Settlement	UZ	200000581	11/30/2012	(3.34)
88900000	CAP Move-Settlement	UZ	200000570	11/30/2012	(5.89)
88900000	CAP Move-Settlement	UZ	200000570	11/30/2012	(17.30)
88900000	CAP Move-Settlement	UZ	200000570	11/30/2012	(7.93)
88900000	CAP Move-Settlement	UZ	200000570	11/30/2012	0.49
88900000	CAP Move-Settlement	UZ	200000570	11/30/2012	42.44
88900000	CAP Move-Settlement	UZ	200000572	11/30/2012	0.61
88900000	CAP Move-Settlement	UZ	200000572	11/30/2012	(1.07)
88900000	CAP Move-Settlement	UZ	200000572	11/30/2012	(160.33)
88900000	CAP Move-Settlement	UZ	200000572	11/30/2012	(1.67)
88900000	CAP Move-Settlement	UZ	200000572	11/30/2012	(332.99)
88900000	CAP Move-Settlement	UZ	200000572	11/30/2012	(11.11)
88900000	CAP Move-Settlement	UZ	200000573	11/30/2012	(3.27)
88900000	CAP Move-Settlement	UZ	200000574	11/30/2012	12.41
88900000	CAP Move-Settlement	UZ	200000581	11/30/2012	0.16
88900000	CAP Move-Settlement	UZ	200000570	11/30/2012	(360.47)

Kentucky American Water Company  
Case No. 2012-00520  
Response to PSC DR1, Item 31

Account	Description	Doc Type	Document Number	Posting Date	Amount
88900000	CAP Move-Settlement	UZ	200000570	11/30/2012	(27.76)
88900000	CAP Move-Settlement	UZ	200000570	11/30/2012	(5.02)
88900000	CAP Move-Settlement	UZ	200000570	11/30/2012	0.47
88900000	CAP Move-Settlement	UZ	200000570	11/30/2012	(3.22)
88900000	CAP Move-Settlement	UZ	200000570	11/30/2012	1.83
88900000	CAP Move-Settlement	UZ	200000570	11/30/2012	37.22
88900000	CAP Move-Settlement	UZ	200000570	11/30/2012	93.95
88900000	CAP Move-Settlement	UZ	200000570	11/30/2012	1.47
88900000	CAP Move-Settlement	UZ	200000572	11/30/2012	(9.82)
88900000	CAP Move-Settlement	UZ	200000572	11/30/2012	(171.79)
88900000	CAP Move-Settlement	UZ	200000572	11/30/2012	(33.33)
88900000	CAP Move-Settlement	UZ	200000572	11/30/2012	(17.66)
88900000	CAP Move-Settlement	UZ	200000581	11/30/2012	(17.61)
88900000	CAP Move-Settlement	UZ	200000570	11/30/2012	1.83
88900000	CAP Move-Settlement	UZ	200000570	11/30/2012	0.47
88900000	CAP Move-Settlement	UZ	200000570	11/30/2012	37.22
88900000	CAP Move-Settlement	UZ	200000570	11/30/2012	89.43
88900000	CAP Move-Settlement	UZ	200000570	11/30/2012	(345.25)
88900000	CAP Move-Settlement	UZ	200000570	11/30/2012	(5.02)
88900000	CAP Move-Settlement	UZ	200000570	11/30/2012	(33.33)
88900000	CAP Move-Settlement	UZ	200000570	11/30/2012	(3.22)
88900000	CAP Move-Settlement	UZ	200000572	11/30/2012	1.47
88900000	CAP Move-Settlement	UZ	200000572	11/30/2012	(23.03)
88900000	CAP Move-Settlement	UZ	200000572	11/30/2012	(17.66)
88900000	CAP Move-Settlement	UZ	200000574	11/30/2012	(21.33)
88900000	CAP Move-Settlement	UZ	200000574	11/30/2012	(9.82)
88900000	CAP Move-Settlement	UZ	200000581	11/30/2012	(30.02)
88900000	CAP Move-Settlement	UZ	200000570	11/30/2012	(20.80)
88900000	CAP Move-Settlement	UZ	200000572	11/30/2012	(2.02)
88900000	CAP Move-Settlement	UZ	200000572	11/30/2012	(23.60)
88900000	CAP Move-Settlement	UZ	200000574	11/30/2012	(8.18)
88900000	CAP Move-Settlement	UZ	200000574	11/30/2012	0.04
88900000	CAP Move-Settlement	UZ	200000574	11/30/2012	(0.34)
88900000	CAP Move-Settlement	UZ	200000570	11/30/2012	(14.12)
88900000	CAP Move-Settlement	UZ	200000570	11/30/2012	0.04
88900000	CAP Move-Settlement	UZ	200000570	11/30/2012	(14.35)
88900000	CAP Move-Settlement	UZ	200000572	11/30/2012	(23.60)
88900000	CAP Move-Settlement	UZ	200000581	11/30/2012	(0.34)
88900000	CAP Move-Settlement	UZ	200000581	11/30/2012	(2.02)
88900000	CAP Move-Settlement	UZ	200000570	11/30/2012	0.04
88900000	CAP Move-Settlement	UZ	200000572	11/30/2012	(23.60)
88900000	CAP Move-Settlement	UZ	200000572	11/30/2012	(0.34)
88900000	CAP Move-Settlement	UZ	200000572	11/30/2012	(2.95)
88900000	CAP Move-Settlement	UZ	200000574	11/30/2012	(2.02)
88900000	CAP Move-Settlement	UZ	200000581	11/30/2012	(19.63)
88900000	CAP Move-Settlement	UZ	200000572	11/30/2012	22.58
88900000	CAP Move-Settlement	UZ	200000572	11/30/2012	9.85
88900000	CAP Move-Settlement	UZ	200000570	11/30/2012	136.85
88900000	CAP Move-Settlement	UZ	200000570	11/30/2012	(677.45)
88900000	CAP Move-Settlement	UZ	200000581	11/30/2012	5.69
88900000	CAP Move-Settlement	UZ	200000572	11/30/2012	136.85
88900000	CAP Move-Settlement	UZ	200000574	11/30/2012	5.69
88900000	CAP Move-Settlement	UZ	200000581	11/30/2012	(677.45)
88900000	CAP Move-Settlement	UZ	200000572	11/30/2012	136.85
88900000	CAP Move-Settlement	UZ	200000572	11/30/2012	5.69
88900000	CAP Move-Settlement	UZ	200000581	11/30/2012	(677.45)
88900000	CAP Move-Settlement	UZ	200000570	11/30/2012	0.16
88900000	CAP Move-Settlement	UZ	200000570	11/30/2012	12.41
88900000	CAP Move-Settlement	UZ	200000570	11/30/2012	(23.96)
88900000	CAP Move-Settlement	UZ	200000572	11/30/2012	0.61
88900000	CAP Move-Settlement	UZ	200000572	11/30/2012	28.12
88900000	CAP Move-Settlement	UZ	200000572	11/30/2012	(1.67)
88900000	CAP Move-Settlement	UZ	200000572	11/30/2012	(531.63)
88900000	CAP Move-Settlement	UZ	200000572	11/30/2012	(6.85)
88900000	CAP Move-Settlement	UZ	200000572	11/30/2012	(1.07)
88900000	CAP Move-Settlement	UZ	200000572	11/30/2012	(11.11)
88900000	CAP Move-Settlement	UZ	200000572	11/30/2012	(3.89)
88900000	CAP Move-Settlement	UZ	200000574	11/30/2012	(82.22)
88900000	CAP Move-Settlement	UZ	200000574	11/30/2012	(10.11)
88900000	CAP Move-Settlement	UZ	200000581	11/30/2012	0.49
88900000	CAP Move-Settlement	UZ	200000581	11/30/2012	(5.89)
88900000	CAP Move-Settlement	UZ	200000570	11/30/2012	56.22
88900000	CAP Move-Settlement	UZ	200000570	11/30/2012	(16.40)
88900000	CAP Move-Settlement	UZ	200000570	11/30/2012	24.81
88900000	CAP Move-Settlement	UZ	200000570	11/30/2012	(17.30)
88900000	CAP Move-Settlement	UZ	200000570	11/30/2012	(22.22)
88900000	CAP Move-Settlement	UZ	200000570	11/30/2012	(30.39)



Kentucky American Water Company  
Case No. 2012-00520  
Response to PSC DR1, Item 31

Account	Description	Doc Type	Document Number	Posting Date	Amount
88900000	CAP Move-Settlement	UZ	200000572	11/30/2012	0.98
88900000	CAP Move-Settlement	UZ	200000572	11/30/2012	(12.61)
88900000	CAP Move-Settlement	UZ	200000572	11/30/2012	(217.47)
88900000	CAP Move-Settlement	UZ	200000572	11/30/2012	(78.49)
88900000	CAP Move-Settlement	UZ	200000572	11/30/2012	0.31
88900000	CAP Move-Settlement	UZ	200000572	11/30/2012	1.21
88900000	CAP Move-Settlement	UZ	200000572	11/30/2012	(3.34)
88900000	CAP Move-Settlement	UZ	200000574	11/30/2012	(2.14)
88900000	CAP Move-Settlement	UZ	200000581	11/30/2012	(11.77)
88900000	CAP Move-Settlement	UZ	200000570	11/30/2012	(36.27)
88900000	CAP Move-Settlement	UZ	200000570	11/30/2012	(92.44)
88900000	CAP Move-Settlement	UZ	200000570	11/30/2012	(20.60)
88900000	CAP Move-Settlement	UZ	200000570	11/30/2012	3.66
88900000	CAP Move-Settlement	UZ	200000570	11/30/2012	(66.66)
88900000	CAP Move-Settlement	UZ	200000572	11/30/2012	(80.29)
88900000	CAP Move-Settlement	UZ	200000572	11/30/2012	(10.04)
88900000	CAP Move-Settlement	UZ	200000572	11/30/2012	0.94
88900000	CAP Move-Settlement	UZ	200000572	11/30/2012	168.70
88900000	CAP Move-Settlement	UZ	200000572	11/30/2012	(711.55)
88900000	CAP Move-Settlement	UZ	200000572	11/30/2012	(612.72)
88900000	CAP Move-Settlement	UZ	200000574	11/30/2012	(22.06)
88900000	CAP Move-Settlement	UZ	200000574	11/30/2012	74.44
88900000	CAP Move-Settlement	UZ	200000574	11/30/2012	2.94
88900000	CAP Move-Settlement	UZ	200000581	11/30/2012	(6.43)
88900000	CAP Move-Settlement	UZ	200000570	11/30/2012	(690.21)
88900000	CAP Move-Settlement	UZ	200000570	11/30/2012	(50.90)
88900000	CAP Move-Settlement	UZ	200000570	11/30/2012	(40.62)
88900000	CAP Move-Settlement	UZ	200000570	11/30/2012	74.44
88900000	CAP Move-Settlement	UZ	200000570	11/30/2012	(66.66)
88900000	CAP Move-Settlement	UZ	200000570	11/30/2012	0.94
88900000	CAP Move-Settlement	UZ	200000572	11/30/2012	(30.35)
88900000	CAP Move-Settlement	UZ	200000572	11/30/2012	(551.41)
88900000	CAP Move-Settlement	UZ	200000572	11/30/2012	2.94
88900000	CAP Move-Settlement	UZ	200000572	11/30/2012	(6.43)
88900000	CAP Move-Settlement	UZ	200000574	11/30/2012	168.70
88900000	CAP Move-Settlement	UZ	200000574	11/30/2012	(10.04)
88900000	CAP Move-Settlement	UZ	200000574	11/30/2012	(35.33)
88900000	CAP Move-Settlement	UZ	200000581	11/30/2012	(58.15)
88900000	CAP Move-Settlement	UZ	200000581	11/30/2012	3.66
88900000	CAP Move-Settlement	UZ	200000570	11/30/2012	(22.09)
88900000	CAP Move-Settlement	UZ	200000570	11/30/2012	2.45
88900000	CAP Move-Settlement	UZ	200000570	11/30/2012	(44.43)
88900000	CAP Move-Settlement	UZ	200000570	11/30/2012	(6.70)
88900000	CAP Move-Settlement	UZ	200000570	11/30/2012	49.63
88900000	CAP Move-Settlement	UZ	200000572	11/30/2012	(6.74)
88900000	CAP Move-Settlement	UZ	200000572	11/30/2012	0.85
88900000	CAP Move-Settlement	UZ	200000572	11/30/2012	(23.55)
88900000	CAP Move-Settlement	UZ	200000572	11/30/2012	116.04
88900000	CAP Move-Settlement	UZ	200000574	11/30/2012	(425.38)
88900000	CAP Move-Settlement	UZ	200000574	11/30/2012	(16.11)
88900000	CAP Move-Settlement	UZ	200000574	11/30/2012	1.96
88900000	CAP Move-Settlement	UZ	200000574	11/30/2012	(4.29)
88900000	CAP Move-Settlement	UZ	200000581	11/30/2012	(13.10)
88900000	CAP Move-Settlement	UZ	200000570	11/30/2012	(17.66)
88900000	CAP Move-Settlement	UZ	200000570	11/30/2012	(379.59)
88900000	CAP Move-Settlement	UZ	200000570	11/30/2012	(12.41)
88900000	CAP Move-Settlement	UZ	200000570	11/30/2012	(16.57)
88900000	CAP Move-Settlement	UZ	200000570	11/30/2012	(5.02)
88900000	CAP Move-Settlement	UZ	200000570	11/30/2012	1.47
88900000	CAP Move-Settlement	UZ	200000572	11/30/2012	88.46
88900000	CAP Move-Settlement	UZ	200000572	11/30/2012	37.22
88900000	CAP Move-Settlement	UZ	200000572	11/30/2012	1.83
88900000	CAP Move-Settlement	UZ	200000572	11/30/2012	(33.33)
88900000	CAP Move-Settlement	UZ	200000572	11/30/2012	(9.82)
88900000	CAP Move-Settlement	UZ	200000572	11/30/2012	0.72
88900000	CAP Move-Settlement	UZ	200000574	11/30/2012	(3.22)
88900000	CAP Move-Settlement	UZ	200000574	11/30/2012	(5.93)
88900000	CAP Move-Settlement	UZ	200000570	11/30/2012	(44.43)
88900000	CAP Move-Settlement	UZ	200000570	11/30/2012	(508.91)
88900000	CAP Move-Settlement	UZ	200000570	11/30/2012	(40.70)
88900000	CAP Move-Settlement	UZ	200000570	11/30/2012	(49.46)
88900000	CAP Move-Settlement	UZ	200000570	11/30/2012	(6.70)
88900000	CAP Move-Settlement	UZ	200000572	11/30/2012	272.93
88900000	CAP Move-Settlement	UZ	200000572	11/30/2012	0.35
88900000	CAP Move-Settlement	UZ	200000572	11/30/2012	2,159.11
88900000	CAP Move-Settlement	UZ	200000572	11/30/2012	1.96
88900000	CAP Move-Settlement	UZ	200000574	11/30/2012	(23.55)

Kentucky American Water Company  
Case No. 2012-00520  
Response to PSC DR1, Item 31

Account	Description	Doc Type	Document Number	Posting Date	Amount
88900000	CAP Move-Settlement	UZ	200000574	11/30/2012	23.87
88900000	CAP Move-Settlement	UZ	200000574	11/30/2012	49.63
88900000	CAP Move-Settlement	UZ	200000574	11/30/2012	(2,360.70)
88900000	CAP Move-Settlement	UZ	200000581	11/30/2012	2.65
88900000	CAP Move-Settlement	UZ	200000581	11/30/2012	(27.44)
88900000	CAP Move-Settlement	UZ	200000581	11/30/2012	(4.29)
88900000	CAP Move-Settlement	UZ	200000581	11/30/2012	2.45
88900000	CAP Move-Settlement	UZ	200000581	11/30/2012	3.09
88900000	CAP Move-Settlement	UZ	200000581	11/30/2012	(450.89)
88900000	CAP Move-Settlement	UZ	200000570	11/30/2012	3.04
88900000	CAP Move-Settlement	UZ	200000570	11/30/2012	78.06
88900000	CAP Move-Settlement	UZ	200000570	11/30/2012	(8,974.19)
88900000	CAP Move-Settlement	UZ	200000570	11/30/2012	34.73
88900000	CAP Move-Settlement	UZ	200000570	11/30/2012	(2.41)
88900000	CAP Move-Settlement	UZ	200000572	11/30/2012	(5.67)
88900000	CAP Move-Settlement	UZ	200000572	11/30/2012	3.85
88900000	CAP Move-Settlement	UZ	200000572	11/30/2012	(3.36)
88900000	CAP Move-Settlement	UZ	200000572	11/30/2012	0.50
88900000	CAP Move-Settlement	UZ	200000572	11/30/2012	(44.95)
88900000	CAP Move-Settlement	UZ	200000574	11/30/2012	6.61
88900000	CAP Move-Settlement	UZ	200000581	11/30/2012	(136.77)
88900000	CAP Move-Settlement	UZ	200000570	11/30/2012	(2,888.64)
88900000	CAP Move-Settlement	UZ	200000570	11/30/2012	(44.96)
88900000	CAP Move-Settlement	UZ	200000570	11/30/2012	34.73
88900000	CAP Move-Settlement	UZ	200000572	11/30/2012	324.25
88900000	CAP Move-Settlement	UZ	200000572	11/30/2012	3.85
88900000	CAP Move-Settlement	UZ	200000574	11/30/2012	(135.23)
88900000	CAP Move-Settlement	UZ	200000574	11/30/2012	(2.40)
88900000	CAP Move-Settlement	UZ	200000574	11/30/2012	3.04
88900000	CAP Move-Settlement	UZ	200000574	11/30/2012	8,109.87
88900000	CAP Move-Settlement	UZ	200000574	11/30/2012	(5.67)
88900000	CAP Move-Settlement	UZ	200000581	11/30/2012	(3.36)
88900000	CAP Move-Settlement	UZ	200000581	11/30/2012	0.50
88900000	CAP Move-Settlement	UZ	200000555	11/30/2012	(246.42)
88900000	CAP Move-Settlement	UZ	200000555	11/30/2012	(189.03)
88900000	CAP Move-Settlement	UZ	200000570	11/30/2012	(44.43)
88900000	CAP Move-Settlement	UZ	200000570	11/30/2012	0.63
88900000	CAP Move-Settlement	UZ	200000570	11/30/2012	(6.70)
88900000	CAP Move-Settlement	UZ	200000570	11/30/2012	(44.72)
88900000	CAP Move-Settlement	UZ	200000570	11/30/2012	(4.29)
88900000	CAP Move-Settlement	UZ	200000570	11/30/2012	2.45
88900000	CAP Move-Settlement	UZ	200000570	11/30/2012	(4,951.79)
88900000	CAP Move-Settlement	UZ	200000572	11/30/2012	(463.98)
88900000	CAP Move-Settlement	UZ	200000572	11/30/2012	(477.14)
88900000	CAP Move-Settlement	UZ	200000572	11/30/2012	170.35
88900000	CAP Move-Settlement	UZ	200000572	11/30/2012	13.83
88900000	CAP Move-Settlement	UZ	200000572	11/30/2012	(36.24)
88900000	CAP Move-Settlement	UZ	200000572	11/30/2012	(24.78)
88900000	CAP Move-Settlement	UZ	200000574	11/30/2012	1.96
88900000	CAP Move-Settlement	UZ	200000574	11/30/2012	(24.41)
88900000	CAP Move-Settlement	UZ	200000581	11/30/2012	49.63
88900000	CAP Move-Settlement	UZ	200000555	11/30/2012	(264.39)
88900000	CAP Move-Settlement	UZ	200000558	11/30/2012	(202.82)
88900000	CAP Move-Settlement	UZ	200000570	11/30/2012	(55.55)
88900000	CAP Move-Settlement	UZ	200000570	11/30/2012	0.78
88900000	CAP Move-Settlement	UZ	200000570	11/30/2012	2.45
88900000	CAP Move-Settlement	UZ	200000570	11/30/2012	226.18
88900000	CAP Move-Settlement	UZ	200000572	11/30/2012	(5,455.52)
88900000	CAP Move-Settlement	UZ	200000572	11/30/2012	(8.37)
88900000	CAP Move-Settlement	UZ	200000572	11/30/2012	(48.51)
88900000	CAP Move-Settlement	UZ	200000572	11/30/2012	(53.19)
88900000	CAP Move-Settlement	UZ	200000572	11/30/2012	119.53
88900000	CAP Move-Settlement	UZ	200000572	11/30/2012	3.05
88900000	CAP Move-Settlement	UZ	200000572	11/30/2012	62.03
88900000	CAP Move-Settlement	UZ	200000572	11/30/2012	(29.44)
88900000	CAP Move-Settlement	UZ	200000574	11/30/2012	(5.36)
88900000	CAP Move-Settlement	UZ	200000574	11/30/2012	(50.77)
88900000	CAP Move-Settlement	UZ	200000574	11/30/2012	(30.66)
88900000	CAP Move-Settlement	UZ	200000581	11/30/2012	(624.71)
88900000	CAP Move-Settlement	UZ	200000555	11/30/2012	(5.89)
88900000	CAP Move-Settlement	UZ	200000555	11/30/2012	(7.68)
88900000	CAP Move-Settlement	UZ	200000555	11/30/2012	(7.76)
88900000	CAP Move-Settlement	UZ	200000558	11/30/2012	(5.95)
88900000	CAP Move-Settlement	UZ	200000555	11/30/2012	(274.46)
88900000	CAP Move-Settlement	UZ	200000555	11/30/2012	(210.54)
88900000	CAP Move-Settlement	UZ	200000558	11/30/2012	(274.46)
88900000	CAP Move-Settlement	UZ	200000558	11/30/2012	(210.54)

**KENTUCKY-AMERICAN WATER COMPANY  
CASE NO. 2012-00520  
COMMISSION STAFF'S FIRST REQUEST FOR INFORMATION**

---

**Witness:**      **Melissa L. Schwarzell**

**32.**    Provide a copy of the current service contract between Kentucky-American and American Water Works Service Company.

**Response:**

Please see attached.

For the electronic version, please refer to KAW\_R\_PSCDR1\_NUM32\_012313.pdf.

AGREEMENT

Agreement dated January 1, 1989, between AMERICAN WATER WORKS SERVICE COMPANY, INC., a Delaware corporation (hereinafter "Service Company"), and KENTUCKY-AMERICAN WATER COMPANY, a Kentucky corporation (hereinafter "Water Company").

The background of this Agreement is that:

1. Both Service Company and Water Company are subsidiaries of American Water Works Company, Inc., a Delaware corporation (hereinafter "American").
2. Water Company has been organized for and is presently engaged in the business of providing potable water as a public utility in the State of Kentucky.
3. Service Company maintains an organization whose officers and employees are familiar with all facets of the water utility business, including the development, business and property of Water Company, and are experienced in the efficient management, financing, accounting and operation of water utility properties and the extension and improvement thereof. The officers and employees of Service Company are qualified to aid, assist and advise Water Company in its business operations through the services to be performed under this Agreement.
4. Service Company has provided administrative and operating services to Water Company for many years, the past 17 years pursuant to an agreement dated January 1,

1971. Because Water Company is of the opinion that it cannot obtain the same quality and diversification of services on a comparable economic basis elsewhere, it proposes to enter into a new agreement with Service Company more specifically defining the types of services available to it.

5. Service Company has entered or proposes to enter into agreements similar to this agreement with other affiliated water companies (hereinafter collectively "Water Companies").

6. The services to be rendered under this agreement are to be rendered by Service Company to Water Companies at their cost to Service Company, as hereinafter provided.

NOW, THEREFORE, in consideration of the premises and mutual agreements herein contained, the Water Company and Service Company agree that:

**ARTICLE 1. PERSONNEL AND SERVICES TO BE PROVIDED**

1.1 During the term of this agreement and upon the terms and conditions hereinafter set forth, Service Company shall provide corporate guidance for Water Company. In addition to the guidance provided by the officers and employees of Service Company through the coordination of functional activities for all subsidiaries of American, the officers and employees of Service Company shall furnish and Water Company shall purchase from Service Company, the following services: Accounting, Administration, Communication, Corporate Secretarial, Engineering, Financial, Human Resources,

Information Systems, Operation, Rates and Revenue, Risk Management and Water Quality, together with such other services as Water Company and Service Company may agree; provided, however, that Water Company may perform the service with its own personnel or engage another company or person to provide those services on its behalf. Service Company by mutual consent may engage another Company or person to provide such services on its behalf.

1.2 Service Company shall employ qualified officers and employees and those persons shall be available for election by Water Company to serve as officers of Water Company.

1.3 Without limitation, services to be provided by the Service Company shall be rendered as follows:

A. Accounting: Service Company shall assist in the preparation and implementation of accounting methods and procedures to determine that they conform fully to the requirements, rules and regulations of governmental authorities having jurisdiction and review Water Company's monthly financial reports, annual reports and other reports to stockholders and to any governmental authorities. It shall advise and assist in the establishment and maintenance of current record keeping techniques; review accounting procedures, methods and forms; and evaluate systems of internal control for receipt and disbursement of funds, materials and supplies, and other assets. Service Company shall maintain accounting records as required by Water Company. When appropriate, Service Company shall cooperate and consult with Water Company's independent certified public accountants.

Service Company shall assist in the preparation of operating and construction budgets and monitor the control over such budgets by comparing experienced costs to the projections.

Service Company shall prepare or assist in the preparation of federal, state and local tax returns for and to the extent required by Water Company.

B. Administration: Service Company shall make qualified employees available to perform or assist in the performance of Water Company's corporate activities. Those employees shall keep themselves informed on all aspects of Water Company's operations and shall regularly visit Water Company's facilities. They shall make recommendations to Water Company for operating expenditures and for additions to and improvements of property, plant and equipment. They shall keep abreast of economic, regulatory, governmental and operational developments and conditions that may affect Water Company; and advise Water Company of any such developments and conditions to the extent that they may be important to Water Company. Service Company shall provide an internal audit staff for periodic audits of accounts, records, policies and procedures of Water Company and submit reports thereon.

C. Communications: Service Company shall recommend procedures to promote satisfactory relations with employees, customers, communities and the general public and assist in the preparation of communication materials, (including press releases, brochures, audio visual presentations and speeches) plant tours, public exhibits and displays and other related services to inform the public.

D. Corporate Secretarial: Service Company shall maintain, in such places and manner as may be required by applicable law, documents of Water Company, such as minute books, charters, by-laws, contracts, deeds and other corporate records, and shall administer an orderly program of records retention. It shall maintain, or arrange for the maintenance of, records of stockholders of Water Company, prepare or arrange for the preparation of stock certificates, perform duties relating to the transfer of stock and perform other corporate secretarial functions as required including preparation of notices of stockholder and director meetings and the minutes thereof.

Service Company shall review and may assist in the preparation of documents and reports required by Water Company such as deeds, easements, contracts, charters, franchises, trust indentures and regulatory reports and filings.

E. Engineering: Service Company shall advise, and provide engineering services to assist Water Company in planning for, operating, maintaining and constructing its facilities.

It shall conduct distribution system surveys and hydraulic analyses and prepare or review maps, charts, operating statistics, reports and other pertinent data.

It shall assist Water Company in the proper maintenance and protection of Water Company properties by periodic inspection of its structures, tanks, reservoirs, dams, wells and electrical and mechanical equipment.

The engineering services provided by Service Company shall also include the conduct of field investigations as necessary to



obtain engineering information and, when required, the preparation of studies, reports, designs, drawings, cost estimates, specifications, and contracts for the construction of additions to or improvements of Water Company's source of supply, treatment plant, pumping stations, distribution system, and such other facilities as Water Company may request. Service Company shall provide a Materials Management Program to arrange for the purchase of equipment, materials, and supplies in volume on a basis advantageous to Water Company and assist in the evaluation of new and existing products and application procedures.

**F. Financial:** Service Company shall assist in the development and implementation of financing programs for Water Company, including the furnishing of advice from time to time on securities market conditions and the form and timing of financing; advise concerning arrangements for the sale of its securities; and assist in the preparation of necessary papers, documents, registration statements, prospectuses, petitions, applications and declarations. It shall prepare reports to be filed with, and reply to inquiries made by, security holders and bond and mortgage trustees.

Service Company shall assist Water Company in cash management including arrangements for bank credit lines, establishment of collection policies, and development of temporary investment programs.

Service Company shall provide assistance to Water Company in the preparation of all financial reports.

G. Human Resources: Service Company shall assist in obtaining qualified personnel for Water Company; in establishing appropriate rates of pay for those employees; and in negotiating with bargaining units representing Water Company employees. It shall carry out training programs for the development of personnel and advise and assist Water Company regarding personnel. It shall also advise and assist Water Company in regard to group employee insurance, pension and benefit plans and in the drafting or revising of those plans when required. It will keep Water Company apprised of all employment laws and develop procedures and controls to assure compliance.

H. Information Systems: Service Company shall make available to Water Company electronic data processing services. Those services shall include customer billing and accounting, preparation of financial statements and other reports including those required by Federal and State agencies.

I. Operation: Service Company shall develop and assist in the implementation of operating procedures to promote the efficient and economic operation of Water Company. Periodic operational reviews will be performed by Service Company personnel and any deviations from adopted procedures will be reported to Water Company.

J. Rates and Revenue: Service Company personnel shall make recommendations for changes in rates, rules and regulations and shall assist Water Company in the conduct of proceedings before, and in its compliance with the rulings of, regulatory bodies having jurisdiction over its operation. These personnel

shall keep abreast of economic and regulatory developments and conditions that may affect Water Company; and advise Water Company of any such developments and conditions to the extent that they may be important to Water Company. Rates and Revenue personnel shall assist in the preparation of rate filings or applications and the supporting documents and exhibits requested or required by the Water Company and their respective regulatory commissions. Service Company shall also provide qualified personnel to testify on Water Company's behalf as required during any regulatory proceedings.

K. Risk Management: Service Company shall provide a Risk Management Program to review the exposures to accidental loss of the Water Company, recommend efficient methods of protection either through the purchase of insurance, self-insurance or other risk management techniques and arrange for the purchase of insurance coverage. It shall also supervise investigation procedures; review claims; and negotiate and assist in, and evaluate proposals for, settlement at the request of Water Company. It shall assist in the establishment of safety and security programs to avoid or minimize risk and loss.

L. Water Quality: Service Company shall assist Water Company to comply with standards of governmental agencies and establish and attain water quality objectives of the Water Company. It shall assist in providing design criteria for processes, coordinating with public agencies, developing approaches and solutions to water quality problems, and providing

technical assistance and general direction for Water Company personnel.

It shall also provide laboratory services for programmed analyses as required by drinking water regulations, and special analyses as required by Water Company.

## **ARTICLE II. PAYMENT FOR SERVICES**

2.1 In consideration for the services to be rendered by Service Company as hereinabove provided, Water Company agrees to pay to Service Company the cost thereof determined as provided in this Article II and in Article III.

2.2 All costs of service rendered by Service Company personnel for Water Company or in common with other Water Companies shall be charged to Water Company based on actual time spent by those personnel as reflected in their daily time sheets or other mutually acceptable means of determination.

2.3 All costs of Service Company incurred in connection with services rendered by Service Company which can be identified and related exclusively to Water Company, shall be charged directly to Water Company.

2.4 All costs incurred in rendering services to Water Company in common with similar services to other Water Companies which cannot be identified and related exclusively to services rendered to a particular Water Company, shall be allocated among all Water Companies so served, or, in the case of costs incurred with respect to services rendered to a particular group of Water

Companies, among the members of such group, based on the number of customers served at the immediately preceding calendar year end.

2.5 Cost for support personnel (secretaries, clerical personnel, clerks, messengers, telephone operators, mail clerks, and other incidental support personnel of the Service Company) as well as the cost of lease payments, depreciation, utilities and other costs associated with leasing office space and equipment by Service Company shall be allocated among the Water Companies on the basis of the proportion of the aggregate cost allocated under Sections 2.3 and 2.4.

### ARTICLE III. ALLOWANCE FOR OVERHEAD

3.1 In determining the cost to be assessed by Service Company for the rendering of services to Water Company as herein provided, there shall be added to the salaries of all officers and employees for whose services charges are to be made, a percentage sufficient to cover the general overhead of Service Company, as defined below, properly allocable thereto. Such percentage shall be calculated each month and shall be the ratio of the total general overhead of the Service Company for the month to the total salaries of the employees for whose service charges are to be made to the Water Companies. No general overhead of Service Company shall be added to costs incurred for services of non-affiliated consultants employed by Service Company.

3.2 The term "general overhead" shall include:

- (a) pension and insurance premiums paid for the benefit of Service Company employees,

- (b) legal and other fees for services rendered to the Service Company,
- (c) taxes,
- (d) other general office supplies and other similar expenses, and
- (e) interest on working capital.

#### ARTICLE IV. BILLING PROCEDURES AND BOOKS AND RECORDS

4.1 As soon as practicable after the last day of each month, Service Company shall render a bill to Water Company for all amounts due from Water Company for services and expenses for such month plus an amount equal to the estimated cost of such services and expenses for the current month, all computed pursuant to Articles II and III. Such bill shall be in sufficient detail to show separately the charge for each class of service rendered. All amounts so billed shall reflect the credit for payments made on the estimated portion of the prior bill and shall be paid by Water Company within a reasonable time after receipt of the bill therefore.

4.2 Service Company agrees to keep its books and records available at all times for inspection by representatives of Water Company or by regulatory bodies having jurisdiction over Water Company.

4.3 Service Company shall at any time, upon request of Water Company, furnish any and all information required by Water Company with respect to the services rendered by Service Company

hereunder, the costs thereof, and the allocation of such costs among Water Companies.

**ARTICLE V. OTHER AGREEMENTS**

5.1 It is understood by Water Company that Service Company has entered or may enter into similar agreements with other Water Companies that are affiliated with American to which similar services are to be furnished. Service Company will not enter into agreements to perform similar services for other companies on terms more favorable than those provided herein.

5.2 It is understood by Water Company that Service Company has entered or may enter into an agreement or agreements with American and certain other companies not engaged in the water or sewer service business to which limited services are to be furnished; Water Company consents to such additional agreements, provided, however, that no part of the cost of furnishing such services will be charged to Water Company.

**ARTICLE VI. TERM OF AGREEMENT**


This agreement shall become effective as of the later of (a) the date first mentioned above or (b) the date the parties receive the last of any necessary approvals of governmental regulatory agencies having jurisdiction in the premises. Upon becoming effective, this agreement shall be the sole agreement between the parties concerning the subject matter hereof and shall supersede all prior agreements, written or oral, including the agreement dated January 1, 1971, which shall terminate on the date this


agreement becomes effective. This agreement shall continue in full force and effect until terminated by either of the parties hereto giving the other party hereto ninety day's notice in writing; provided, however, that this agreement shall terminate as of the date Water Company or Service Company ceases to be an affiliate of American.

IN WITNESS WHEREOF, Service Company and Water Company have caused this agreement to be signed in their respective corporate names by their respective Presidents or Vice Presidents, and impressed with their respective corporate seals attested by their respective Secretaries or Assistant Secretaries, all as of the day and year first above written.

ATTEST:


AMERICAN WATER WORKS SERVICE COMPANY, INC.

  
\_\_\_\_\_

By   
President

ATTEST:

KENTUCKY-AMERICAN WATER COMPANY

  
\_\_\_\_\_

By   
President



**KENTUCKY-AMERICAN WATER COMPANY**  
**CASE NO. 2012-00520**  
**COMMISSION STAFF'S FIRST REQUEST FOR INFORMATION**

---

**Witness:**     **Linda C. Bridwell**

- 33.**     a.     Provide a copy of each service agreement or contract that Kentucky-American has with an affiliate company.
- b.     Describe in detail the pricing policies of Kentucky-American and its affiliates with regard to affiliate company transactions.

**Response:**

- a.     Please see the attached.
- b.     **American Water Capital Corporation** - Costs of AWCC are billed as outlined in the Services Agreement between KAWC and AWCC as approved by the Commission. As outlined in the Service Agreement, KAWC will pay AWCC a portion of the costs and appropriate overhead incurred by AWCC in providing services as follows. The cost incurred by AWCC in connection with its bank credit lines and short-term public borrowing will be divided amount the Co-Participants in proportion to the maximum principal amount that each Co-Participant requests be made available to it during the course of a year. The costs incurred by AWWC in connection with each long-term borrowing by AWCC will be divided among each Co-Participant in proportion to the principal amount of that borrowing that is loaned to that Co-Participant. AWCC's overhead will be allocated among the Co-Participants in the same proportion as each Co-Participant's long-term and maximum, requested short-term borrowings and investments in a calendar year bear to all the long and maximum short-term borrowings and investments by all Co-Participants during the same year. Also see the response to Item 34 of this same Data Request.

**American Water Works Service Company** - AWWSC leases space from KAWC for office space for the Field Resource Coordination Center (FRCC). The payment and pricing terms are contained in Section 3 of the Lease. Also see the response to Item 35 of this same Data Request.

For the electronic version, please refer to KAW\_R\_PSCDR1\_NUM33\_012313.pdf.

## FINANCIAL SERVICES AGREEMENT

THIS AGREEMENT, dated as of June 15, 2000, by and between Kentucky-American Water Company (the "Company") and American Water Capital Corp. ("AWCC").

### B A C K G R O U N D

The Company currently performs its own financial services.

However, the Company has determined that it can obtain these services more efficiently through the consolidation of certain necessary management and staff functions with those performed for other entities that may enter into agreement with AWCC substantially similar to this one ("Co-Participants").

AWCC is dedicated to performing such consolidated functions.

Accordingly, the parties have determined to enter into this Agreement for the provision of financial services by AWCC to the Company and for the proper determination and allocation of the costs of providing such services.

Therefore, the parties agree as follows:

### A G R E E M E N T

1. Services. AWCC will provide, either directly or through arrangements with third parties for the benefit of the Company, such financial services as the Company and AWCC may from time to time agree, including but not limited to those more fully described in Appendix I attached to this Agreement.

2. Costs. In consideration of the provision of the services contemplated by paragraph 1, the Company agrees to pay AWCC a portion of the costs and appropriate overhead incurred by AWCC in providing those services, as follows. The costs incurred by AWCC in connection with its bank credit lines and short-term public borrowings will be divided among the Co-Participants in proportion to the maximum principal amount that each Co-Participant requests be made available to it during the course of a year. The costs incurred by AWCC in connection with each long-term borrowing by AWCC will be divided among each Co-Participant in proportion to the principal amount of that borrowing that is loaned to that Co-Participant. AWCC's overhead will be allocated among the Co-Participants in the same proportion as each Co-Participant's long-term and maximum, requested short-term borrowings and investments in a calendar year bear to all of the long and maximum short-term borrowings and investments by all Co-Participants during the same year.

3. Statements. AWCC will prepare and deliver to the Company monthly statements of the services provided by AWCC and amounts payable to AWCC, giving effect to

all the provisions of this Agreement. The Company shall pay the net amount shown on its statement within thirty (30) days after the billing date.

4. Inspection. Upon reasonable notice, AWCC will make available to the Company for its inspection AWCC's books, records, bills, accounts and any other documents which describe or support the costs allocated to the Company under this Agreement.

5. Obligations Not Joint. AWCC and the Company expressly agree: (a) that the obligations of the Company and each Co-Participant to AWCC are several and not joint; (b) that the Company will not be responsible to any Co-Participant, to AWCC or to any assignee or creditor of AWCC for any payment in excess of payments due by the Company to AWCC under this Agreement or a Note in the form attached to this Agreement; and (c) that no Co-Participant will be responsible to the Company, to any other Co-Participant, to AWCC or to any assignee or creditor of AWCC for any payment in excess of payments due by that Co-Participant to AWCC under any agreement substantially similar to this Agreement or under any Note attached to that other agreement. AWCC covenants and agrees that it will require, as a condition to its entering into any such other agreement with a Co-Participant, that such other agreement contains the same provision as that contained in the immediately preceding sentence.

6. Notes. The Company's borrowings under this Agreement will be evidenced by one or more promissory notes in the form of Exhibit A or Exhibit B attached to this Agreement.

7. Non-Exclusivity. Nothing in this Agreement prohibits or restricts the Company from borrowing from third parties, or obtaining services described in this Agreement from third parties, whenever and on whatever terms it deems appropriate.

8. Effectiveness. This Agreement shall be effective as of June 15, 2000, provided that, if prior approval by the regulatory commission of any jurisdiction is required before this Agreement may become effective as to the Company, or before AWCC may provide a particular service hereunder to the Company, this Agreement shall not be effective as to the Company or as to that service, as the case may be, unless and until the required approval has been obtained. Unless and until this Agreement becomes effective as to the Company in whole or in part, the Company shall not be entitled to the benefits of, nor shall it have any rights or duties under, this Agreement. This Agreement may be amended or rescinded only by written instrument signed by the Company and AWCC.

9. Termination. The Company may terminate its participation in this Agreement by giving ten (10) days prior written notice of such termination to AWCC; and (b) AWCC may terminate this Agreement by giving ninety (90) days prior written notice of such termination to the Company. Termination of this Agreement will not affect: (a) the Company's obligations under any Promissory Notes; (b) any party's obligations with respect to any amounts owing under Sections 2 and 3 of this Agreement (including such amounts attributable to obligations of any terminating party under any Promissory Notes that remain outstanding after this Agreement is terminated as to that party); or (c) AWCC's obligations to repay any investments made by a Company pursuant to Appendix I.

10. Copies. This Agreement may be executed by the parties in one or more copies and each executed copy shall be considered an original.

In witness of the foregoing, each of the Company and AWCC has caused its respective corporate seal to be affixed to this Agreement and has caused this Agreement to be signed on its behalf by its duly authorized officers.

ATTEST: KENTUCKY-AMERICAN WATER COMPANY

By: *Herbert A. Miller, Jr.*  
Herbert A. Miller, Jr.  
Secretary

By: *Roy W. Mundy II*  
Roy W. Mundy II  
President

ATTEST: AMERICAN WATER CAPITAL CORP.

By: *W. Timothy Pohl*  
Title: W. Timothy Pohl  
Vice President and Secretary

By: *Joseph F. Hartnett, Jr.*  
Name and Title: Joseph F. Hartnett, Jr.  
Vice President and Treasurer

## APPENDIX I

DESCRIPTION OF FINANCIAL SERVICES

Set forth below is a list of the services which AWCC agrees to provide to the Company upon its request pursuant to the Agreement to which this Appendix is attached.

1. Short-Term Loans. AWCC will provide Short-Term Loans to the Company pursuant to the terms set forth in the promissory notes to be issued by the Company to AWCC, each substantially in the form attached to this Agreement as Exhibit A.
2. Long-Term Borrowings. AWCC will provide loans other than Short-Term Loans to the Company pursuant to the terms set forth in the promissory notes to be issued by the Company to AWCC, each substantially in the form attached hereto as Exhibit B.
3. Cash Management. Cash not required by the Company to pay its daily disbursements or to pay when due the principal of and interest on, the Company's borrowings from AWCC other than Short-Term Loans will be used by AWCC first to reduce the outstanding principal balance of the Company's Short-Term Loans owing to AWCC and any excess will be deemed to be invested with AWCC and will earn a daily rate of interest that is equal to the interest income earned by AWCC on those funds. Upon the request of that Company, AWCC shall execute one or more promissory notes in favor of the Company, in form and substance substantially similar to the Promissory Note attached as Exhibit A to the Agreement as evidence of such investment.

EXHIBIT A  
 PROMISSORY NOTE  
FOR SHORT-TERM LOANS

\$ \_\_\_\_\_, 2000

FOR VALUE RECEIVED, [NAME OF COMPANY], a \_\_\_\_\_ corporation (herein "Borrower") hereby promises to pay ON DEMAND to the order of American Water Capital Corp., a Delaware corporation ("Lender"), in same day funds at its offices at Voorhees, New Jersey or such other place as Lender may from time to time designate, the principal sum of \_\_\_\_\_ dollars (\$ \_\_\_\_\_) (the "Maximum Principal Sum"), or such lesser amount as shall equal the aggregate unpaid principal amount of the loans made by Lender to Borrower (other than loans evidenced by a promissory note under which the principal amount is due and payable in one or more scheduled installments more than one year after the date of its issue), together with interest thereon from the date hereof until paid in full. Interest will be charged on the unpaid outstanding principal balance of this Note at a rate per annum equal to Lender's actual cost of funds to make such loan, such rate to change as Lender's actual cost of funds changes. Interest on borrowings shall be due and payable on the first business day of each month, commencing with the first business day of the month after the month in which this Note is executed. In the absence of manifest error, the records maintained by Lender of the amount and term, if any, of borrowings hereunder shall be deemed conclusive.

Borrower may borrow, repay and reborrow hereunder in amounts which do not, in the aggregate outstanding at any time, exceed the Maximum Principal Sum.

The occurrence of one or more of any of the following shall constitute an event of default hereunder:

(a) Borrower shall fail to make any payment of principal and/or interest due hereunder or under any other promissory note between Lender and Borrower within five business days after the same shall become due and payable, whether at maturity or by acceleration or otherwise;

(b) Borrower shall apply for or consent to the appointment of a receiver, trustee or liquidator of itself or any of its property, admit in writing its inability to pay its debts as they mature, make a general assignment for the benefit of creditors, be adjudicated a bankrupt or insolvent or file a voluntary petition in bankruptcy or a petition or an answer seeking reorganization or an arrangement with creditors or to take advantage of any bankruptcy, reorganization, insolvency, readjustment of debt, dissolution or liquidation of law or statute, or an answer admitting the material allegations of a petition filed against it in any proceeding under any such law, or if action shall be taken by Borrower for the purposes of effecting any of the foregoing; or

(c) Any order, judgment or decree shall be entered by any court of competent jurisdiction, approving a petition seeking reorganization of Borrower or all or a substantial part of the assets of Borrower, or appointing a receiver, trustee or liquidator of

Borrower or any of its property, and such order, judgment or decree shall continue unstayed and in effect for any period of sixty (60) days.

Upon the occurrence of any event of default, the entire unpaid principal sum hereunder plus all interest accrued thereon plus all other sums due and payable to Lender hereunder shall, at the option of Lender, become due and payable immediately. In addition to the foregoing, upon the occurrence of any event of default, Lender may forthwith exercise singly, concurrently, successively or otherwise any and all rights and remedies available to Lender by law, equity, statute or otherwise.

Borrower hereby waives presentment, demand, notice of nonpayment, protest, notice of protest or other notice of dishonor in connection with any default in the payment of, or any enforcement of the payment of, all amounts due hereunder. To the extent permitted by law, Borrower waives the right to any stay of execution and the benefit of all exemption laws now or hereafter in effect.

Following the occurrence of any event of default, Borrower will pay upon demand all costs and expenses (including all amounts paid to attorneys, accountants, and other advisors employed by Lender), incurred by Lender in the exercise of any of its rights, remedies or powers hereunder with respect to such event of default, and any amount thereof not paid promptly following demand therefor shall be added to the principal sum hereunder and will bear interest at the contract rate set forth herein from the date of such demand until paid in full. In connection with and as part of the foregoing, in the event that this Note is placed in the hands of an attorney for the collection of any sum payable hereunder, Borrower agrees to pay reasonable attorneys' fees for the collection of the amount being claimed hereunder, as well as all costs, disbursements and allowances provided by law.

If for any reason one or more of the provisions of this Note or their application to any entity or circumstances shall be held to be invalid, illegal or unenforceable in any respect or to any extent, such provisions shall nevertheless remain valid, legal and enforceable in all such other respects and to such extent as may be permissible. In addition, any such invalidity, illegality or unenforceability shall not affect any other provisions of this Note, but this Note shall be construed as if such invalid, illegal or unenforceable provision had never been contained herein.

This Note inures to the benefit of Lender and binds Borrower and Lender's and Borrower's respective successors and assigns, and the words "Lender" and "Borrower" whenever occurring herein shall be deemed and construed to include such respective successors and assigns.

This Promissory Note is one of the promissory notes referred to in the Financial Services Agreement dated as of June 15, 2000 between Borrower and Lender to which reference is made for a statement of additional rights and obligations of the parties hereto.

IN WITNESS WHEREOF, Borrower has executed this Promissory Note the day  
and year first written above.

[BORROWER]

By: \_\_\_\_\_  
Name and Title:



EXHIBIT B  
PROMISSORY NOTE  
FOR LONG-TERM BORROWINGS

\$ \_\_\_\_\_, 2000

FOR VALUE RECEIVED, [NAME OF COMPANY], a \_\_\_\_\_ corporation (herein "Borrower") hereby promises to pay to the order of American Water Capital Corp., a Delaware corporation ("Lender"), in same day funds at its offices at \_\_\_\_\_ or such other place as Lender may from time to time designate, the principal sum of \_\_\_\_\_ dollars (\$ \_\_\_\_\_), together with interest thereon from the date hereof until paid in full. Interest shall be charged on the unpaid outstanding principal balance hereof at a rate per annum equal to the rate paid and to be paid by Lender with respect to the borrowings it made in order to provide funds to Borrower hereunder. Interest on borrowings shall be due and payable in immediately available funds on the same business day on which the Lender must pay interest on the borrowings it made in order to provide funds to the Borrower hereunder. The principal amount hereof shall be due and payable hereunder at such times and in such amounts and in such installments hereunder as the Lender must pay with respect to the borrowings it made in order to provide funds to the Borrower hereunder. Lender has provided Borrower with a copy of the documentation evidencing the borrowings made by Lender in order to provide funds to Borrower hereunder. In the absence of manifest error, such documentation and the records maintained by Lender of the amount and term, if any, of borrowings hereunder shall be deemed conclusive.

The occurrence of one or more of any of the following shall constitute an event of default hereunder:

(a) Borrower shall fail to make any payment of principal and/or interest due hereunder or under any other promissory note between Lender and Borrower within five business days after the same shall become due and payable, whether at maturity or by acceleration or otherwise;

(b) Borrower shall apply for or consent to the appointment of a receiver, trustee or liquidator of itself or any of its property, admit in writing its inability to pay its debts as they mature, make a general assignment for the benefit of creditors, be adjudicated a bankrupt or insolvent or file a voluntary petition in bankruptcy or a petition or an answer seeking reorganization or an arrangement with creditors or to take advantage of any bankruptcy, reorganization, insolvency, readjustment of debt, dissolution or liquidation of law or statute, or an answer admitting the material allegations of a petition filed against it in any proceeding under any such law, or if action shall be taken by Borrower for the purposes of effecting any of the foregoing; or

(c) Any order, judgment or decree shall be entered by any court of competent jurisdiction, approving a petition seeking reorganization of Borrower or all or a substantial part of the assets of Borrower, or appointing a receiver, trustee or liquidator of Borrower or any of its property, and such order, judgment or decree shall continue unstayed and in effect for any period of sixty (60) days.

Upon the occurrence of any event of default, the entire unpaid principal sum hereunder plus all interest accrued thereon plus all other sums due and payable to Lender hereunder shall, at the option of Lender, become due and payable immediately. In addition to the foregoing, upon the occurrence of any event of default, Lender may forthwith exercise singly, concurrently, successively or otherwise any and all rights and remedies available to Lender by law, equity, statute or otherwise.

Borrower hereby waives presentment, demand, notice of nonpayment, protest, notice of protest or other notice of dishonor in connection with any default in the payment of, or any enforcement of the payment of, all amounts due hereunder. To the extent permitted by law, Borrower waives the right to any stay of execution and the benefit of all exemption laws now or hereafter in effect.

Following the occurrence of any event of default, Borrower will pay upon demand all costs and expenses (including all amounts paid to attorneys, accountants, and other advisors employed by Lender), incurred by Lender in the exercise of any of its rights, remedies or powers hereunder with respect to such event of default, and any amount thereof not paid promptly following demand therefor shall be added to the principal sum hereunder and will bear interest at the contract rate set forth herein from the date of such demand until paid in full. In connection with and as part of the foregoing, in the event that this Note is placed in the hands of an attorney for the collection of any sum payable hereunder, Borrower agrees to pay reasonable attorneys' fees for the collection of the amount being claimed hereunder, as well as all costs, disbursements and allowances provided by law.

If for any reason one or more of the provisions of this Note or their application to any entity or circumstances shall be held to be invalid, illegal or unenforceable in any respect or to any extent, such provisions shall nevertheless remain valid, legal and enforceable in all such other respects and to such extent as may be permissible. In addition, any such invalidity, illegality or unenforceability shall not affect any other provisions of this Note, but this Note shall be construed as if such invalid, illegal or unenforceable provision had never been contained herein.

This Note inures to the benefit of Lender and binds Borrower and Lender's and Borrower's respective successors and assigns, and the words "Lender" and "Borrower" whenever occurring herein shall be deemed and construed to include such respective successors and assigns.

This Promissory Note is one of the promissory notes referred to in the Financial Services Agreement dated as of June 15, 2000 between Borrower and Lender to which reference is made for a statement of additional rights and obligations of Lender and Borrower.

IN WITNESS WHEREOF, Borrower has executed this Promissory Note the day and year first written above.

[BORROWER]

By: \_\_\_\_\_  
Name and Title:

## LEASE

This Agreement made this 11th day of September, 2009, between KENTUCKY AMERICAN WATER COMPANY, a Kentucky corporation (LESSOR), and AMERICAN WATER WORKS SERVICE COMPANY, INC., a Delaware corporation (LESSEE):

In consideration of the rent and other mutual terms, covenants, agreements and conditions set forth in this Lease, the parties agree that the LESSOR has agreed to let to the LESSEE, and the LESSEE has agreed to lease from the LESSOR, the Premises described in Section 1.

### 1. Premises

a. By this Agreement, LESSOR is leasing to LESSEE, and LESSEE is renting from LESSOR, that certain space located on the third (3rd) floor of the Building, shown on the floor plan attached as Exhibit "A" ("Premises"). The term "Building" shall mean the three story office building located at 2300 Richmond Road, Lexington, Kentucky. The total agreed square footage of the Premises, in rentable square feet which includes LESSEE's proportionate share of the common areas and core space of the Building, is approximately 3,520 square feet. LESSOR expressly reserves the right to change the name of the Building without notice to LESSEE.

b. In addition, LESSOR further grants to LESSEE limited use of conference rooms, restrooms, and similar common areas located in the Building. LESSEE will be responsible to schedule the use of the Conference Rooms via Lotus Notes or the then-current electronic method for doing so. LESSOR also grants LESSEE access to and use of the surrounding grounds and parking areas.

c. LESSEE will be responsible for any and all damage, normal wear and tear excepted, that occurs or results from LESSEE's use or occupancy of any of Building. LESSEE will also be responsible for any special, additional janitorial service required or incurred as a result of LESSEE's use of the Building.

### 2. Term of Lease

The term of this Lease shall be for a period of five (5) years beginning the August 1, 2009. The term shall automatically renew for successive five (5) year periods unless otherwise terminated by either party by giving the other party written notice at least one hundred eighty (180) days prior to the end of the then current period (the original term and all successive terms shall be referred to herein as the "Term").

3. Rent

LESSEE shall pay LESSOR or LESSOR'S agent as rent for the Premises an Annual Rent of \$158,748 to pay by monthly installments equaling \$13,229. This amount is the base rent.

If LESSEE exercises its option to renew this Lease for the renewal term(s), the rent for the renewal term(s) shall be determined by then current market rates for similar commercial property in the area.

This initial Annual Rent is based on the percentage of Building occupied by LESSEE, currently 24%. This calculation will be confirmed annually, and the Annual Rent shall be adjusted if the space requirements of LESSEE increase or decrease from that current percentage.

4. Taxes

It is further agreed between the parties that real estate taxes are included in the rental amount that LESSEE pays.

5. Condition and Upkeep of Premises

LESSEE will examine the condition of the Premises and will acknowledge in writing that it has received the same in good order and repair prior to assuming possession of the Premises. LESSEE further acknowledges that no representations as to the condition and repair thereof have been made by LESSOR, or its agent, prior to or at the execution of this Lease that are not herein expressed. LESSEE will keep, at its own expense, the Premises including all appurtenances, in good repair, replacing all broken glass with glass of the same size and quality as that broken, and will replace all damaged plumbing fixtures with others of equal quality, and will keep the Premises, including adjoining lands, in a clean and healthful condition according to the applicable municipal and/or county ordinances and the direction of the proper public officers during the term of this Lease at LESSEE'S expense. LESSOR will remove all snow and ice from the sidewalk and parking lots of the Premises when necessary and will have the grass mowed when necessary. Upon the termination of this Lease, in any way, LESSEE will yield up the Premises to LESSOR, in good condition and repair, loss by fire and ordinary wear excepted, and will deliver the keys to the Premises at the place of payment of said rent.

6. LESSEE Not to Misuse; Sublet; Assignment

LESSEE will not allow the Premises to be used for any purpose other than an office/service center complex, and will not load floors with machinery or goods beyond the floor load rating prescribed by applicable municipal and/or county ordinances, and will not allow the Premises to be occupied in whole, or in part, by any other person, and will not sublet the same or any part thereof, nor assign this Lease without in each case the written consent of the LESSOR, which will not be unreasonably withheld. LESSEE will not permit any transfer by operation of law of the interest in the Premises acquired through this Lease, and will not permit the Premises to be used for any unlawful purpose, or for any purpose that will injure the reputation of the building or increase the fire hazard of the building, or disturb the neighborhood, and will not permit the same to

remain vacant or unoccupied for more than ten (10) consecutive days. Except as approved by LESSOR, LESSEE will not allow any signs, cards or placards to be posted, or placed on the building.

7. Mechanic's Lien

LESSEE will not permit any mechanic's lien or liens to be placed upon the Premises or any building or improvement thereon during the term hereof, and in case of the filing of any such lien LESSEE will promptly pay same. If default in payment thereof shall continue for thirty (30) days after written notice thereof from LESSOR to the LESSEE, the LESSOR shall have the right and privilege at LESSOR'S option of paying the same or any portion thereof without inquiry as to the validity thereof, and any amounts so paid, including expenses and interest, shall be so much additional indebtedness hereunder due from LESSEE to LESSOR and shall be repaid to LESSOR immediately on rendition of a bill therefore.

8. Indemnity for Accidents

LESSEE covenants and agrees that it will protect and save and keep the LESSOR forever harmless and indemnified against and from any penalty or damages or charges imposed for any violation of any laws or ordinances, whether occasioned by the neglect of LESSEE or those holding under LESSEE, and the LESSEE will at all times protect, indemnify and save and keep harmless the LESSOR against and from any and all loss, cost, damage or expense, arising out of or from any accident or other occurrence on or about the Premises, causing injury to any person or property whomsoever or whatsoever and will protect, indemnify and save and keep harmless the LESSOR against and from any and all claims and against and from any and all loss, cost, damage or expense to the extent arising out of any failure of LESSEE in any respect to comply with and perform all the requirements and provisions hereof and excluding any such loss, cost, damage or expense caused by LESSOR's negligence or intentional misconduct.

9. Non-Liability of LESSOR

a. LESSOR shall not be liable for any damage to, or loss of, property in the Premises belonging to LESSEE, its employees, agents, visitors, licensees or other persons in or about the Premises, or for damage or loss suffered by the business of LESSEE, from any cause whatsoever, including, without limiting the generality thereof, such damage or loss resulting from fire, steam, smoke, electricity, gas, water, rain, ice or snow, which may leak or flow from or into any part of the Premises, or from the breakage, leakage, obstruction or other defects of the pipes, wires, appliances, plumbing, air-conditioning or lighting fixtures of the same, whether the said damage or injury results from conditions arising upon the Premises or upon other portions of the Building of which the Premises are a part, or from other sources unless caused solely by the negligence or willful misconduct of LESSOR. LESSOR shall not be liable in any manner to LESSEE, its agents, employees, invitees or visitors for any injury or damage to LESSEE, LESSEE's agents, employees, invitees or visitors, or their property, caused by the criminal or intentional misconduct, or by any act or neglect of third parties or of LESSEE, LESSEE's agents, employees, invitees or visitors, or of any other LESSEE of the Building.

LESSEE covenants that no claim shall be made against LESSOR by LESSEE, or by any agent or servant of LESSEE, or by others claiming the right to be in the Premises or in the Building through or under LESSEE, for any injury, loss or damage to the Premises or to any person or property occurring upon the Premises from any cause other than the sole negligence or willful misconduct of LESSOR. In no event shall LESSOR be liable to LESSEE for any consequential damages sustained by LESSEE arising out of the loss or damage to any property of LESSEE.

b. LESSEE covenants and agrees to save LESSOR and LESSOR's agent harmless and indemnified, and to defend LESSOR and LESSOR's agent from all loss, damage, liability or expense of any kind including without limitation attorneys' fees and court costs incurred, suffered or claimed by any person whomsoever, or for any damage or injury to any persons or property from any cause whatsoever, by reason of the use or occupancy by LESSEE, its agents, employees, invitees or visitors of the Premises, or of the Building unless and to the extent caused by the negligence or willful misconduct of LESSOR.

#### 10. LESSOR'S Services

LESSOR covenants and agrees that it shall furnish appropriate operations and maintenance (O&M) services, such as: (a) heat and air-conditioning to maintain the Premises at a reasonably comfortable temperature during LESSEE's normal business hours, which LESSOR understands will be all day and night, every day of the year; (b) electricity for lighting purposes and operation of ordinary office equipment and computers, excluding supplemental HVAC and other equipment requiring heavier than normal office use of electricity; (c) elevator service, (d) janitor and cleaning services Monday through Friday of each week, except holidays recognized by the U. S. Government, and (e) lawn services to the grounds, as needed. LESSEE acknowledges and agrees that LESSOR shall not be liable in any way for any damage or inconvenience caused by the cessation or interruption of heating, air-conditioning, electricity, elevator, janitor or cleaning service occasioned by fire, accident, strikes, necessary maintenance, alterations or repairs, or other causes beyond LESSOR's control and LESSEE shall not be entitled to any abatement or reduction of Rent by reason thereof, except if the interruption continues beyond fifteen (15) business days.

LESSOR reserves the right to erect, use, connect to, maintain and repair pipes, ducts conduits, cables, plumbing, vents and wires in, to and through the Premises as and to the extent that LESSOR believes necessary or appropriate for the proper operation and maintenance of the Building and the right at all times to transmit water, heat, air-conditioning and electric current through the pipes, ducts, conduits, cables, plumbing, vents and wires, provided LESSOR shall not unreasonably interfere with LESSEE's operations.

#### 11. LESSEE'S Duties

LESSEE covenants and agrees: (a) not to obstruct or interfere with the rights of other occupants, or injure or annoy them or those having business with them, or conflict with the fire laws or regulations, or with any insurance policy upon the Building or any part of

the Premises, or with any statutes, rules or regulations now existing or subsequently enacted or established by the local, state or federal governments and LESSEE shall be answerable for all nuisances caused or suffered on the Premises, or caused by LESSEE in the Building, or on the approaches to it; (b) not to place a load on any floor exceeding the floor load which such floor was designed to carry in accordance with the plans and specifications of the Building, and not to install, operate or maintain in the Premises any safe or heavy item of equipment except in the manner and location as LESSOR prescribes so as to achieve a proper distribution of weight; (c) not to strip, overload, damage or deface the Premises, hallways, stairways, elevators, parking facilities or other public areas of the Building, or the related fixtures; (d) not to permit any trade or occupation to be carried on or use made of the Premises which is unlawful, noisy, offensive, or injurious to any person or property, or such as to increase the danger of fire or affect or make void or voidable any insurance on the Building, or which may render any increased or extra premium payable for such insurance, or which is contrary to any law or ordinance, rule or regulation from time to time established by any public authority; (e) not to move any furniture or equipment into or out of the Premises except at the times and in the manner as LESSOR may from time to time designate; (f) not to place upon the interior or exterior of the Building, or any window or door of the Premises, any placard, sign, lettering, window covering or drapes, except as first approved in writing by LESSOR; (g) to park vehicles only in the area from time to time designated by LESSOR; (h) to conform to all rules and regulations from time to time established by the appropriate insurance rating organization and to all reasonable rules and regulations from time to time established by LESSOR; and (i) not to conduct or permit in the Premises either the generation, treatment, storage or disposal of any hazardous substances and materials or toxic substances of any kind as described in the Comprehensive Environmental Response, Compensation and Liability Act of 1980, as amended (42 U.S.C. Sections 9601 et seq.), the Resource Conservation and Recovery Act, as amended (42 U.S.C. 6901 et seq.), any regulations adopted under these acts, or any other present or future federal, state, county or local laws or regulations concerning environmental protection, except for typical amounts of these hazardous or toxic substances, the presence or use of which is necessary or convenient for the conduct of LESSEE's particular business within the Premises and is not in violation of applicable environmental laws and regulations, and LESSEE shall prohibit its assignees, sublessees, employees, agents and contractors (collectively, "Permittees") from doing so and LESSEE shall indemnify, defend and hold LESSOR and its agents harmless from all loss, costs, foreseeable and unforeseeable, direct or consequential; damages; liability; fines; prosecutions; judgments; litigation; and expenses, including, clean-up costs, court costs and reasonable attorneys' fees arising out of any violation of the provisions of this Article by LESSEE or its Permittees.

In addition to the base rent set in Paragraph 3 of this Lease, LESSEE shall pay a percentage of the appropriate O&M expenses of the Building, examples of which are specified in Paragraph 10. The percentage is calculated based on the percentage of building occupied by LESSEE, currently 24%. Such calculation will be confirmed annually. LESSOR shall provide bills for those expenses to LESSEE on a monthly basis, and LESSEE shall pay its share with its next succeeding base rental payment.



12. Access to Premises

LESSEE will allow LESSOR free access to the Premises for the purpose of examining or exhibiting them, or to make any needful repairs, or alterations that LESSOR may see fit to make.

13. Holding Over

LESSEE will, at the termination of this Lease by lapse of time or otherwise, yield up immediate possession to LESSOR, and failing to do so, will pay as liquidated damages, for the whole time such possession is withheld, the sum of Four Hundred Fifty and no/100 Dollars (\$450.00) per day. These daily liquidated damages shall escalate proportionately to increases in Annual Base Rent under Section 3 (i.e., a 10% increase in Annual Base Rent, as compared to the initial Annual Base Rent, shall result in a 10% increase in the daily liquidated damages, as compared to the initial \$450.00 per day). The provisions of this clause shall not be held as a waiver by LESSOR of any right of re-entry; nor shall the receipt of the rent or any part thereof, or any other act in apparent affirmance of tenancy, operate as a waiver of the right to forfeit this Lease and the term granted for the period still unexpired, for a breach of any of the covenants of the Lease Agreement.

14. Inflammable or Explosive Materials

LESSEE shall not keep or use any inflammable or explosive liquids or materials on the Premises. LESSEE shall be liable for and shall assume all obligations and costs associated with any environmental or other damages and cleanup or leakage associated with any activity by LESSEE or releases by LESSEE that occur on the Premises during the term of this lease. This liability shall survive the term of this Lease and the parties specifically waive any applicable statute of limitations that might otherwise bar any claim by LESSOR under this paragraph.

15. Re-Entry

If LESSEE is in default in the payment of the rent, in whole or in part, or in any of the covenants to be kept by the LESSEE, it shall be lawful for LESSOR at any time at its election, without notice, to declare the lease term ended, and to re-enter the Premises, in whole or in part, with or without process of law, and to remove LESSEE, or any persons occupying the same, without prejudice to any remedies which might otherwise be used for arrears of rent, and LESSOR shall have at all times the right to distrain for rent due.

16. Confession of Judgment

[INTENTIONALLY OMITTED]

17. Fire and Casualty

In case the Premises shall be rendered untenable by fire, or other casualty, LESSOR may, at its option, terminate this Lease, or repair the Premises within sixty (60) days, and failing so to do, or upon the destruction of the Premises by fire or other casualty, the term created shall terminate.

18. Payment of Fees

LESSEE will pay and discharge all reasonable costs, attorney's fees and expenses that may be incurred by LESSOR in enforcing the covenants and agreements of this Lease, and this Lease and all covenants and agreements contained in it shall be binding upon, apply, and inure to the benefit of the respective heirs, executors, successors, administrators, and assigns of all parties to this Lease.

19. Insurance

a. Public Liability and Property Damage Insurance. LESSEE shall procure a public liability and property damage insurance policy to protect the LESSOR against loss or damage occasioned by any person or corporation, or to any property of any person or corporation, by, through, or under any act, occasioned by the LESSEE, its agents, or employees, or arising out of or in any way pertaining to the operation of the demised Premises. This policy shall contain minimum limits of \$1,000,000 per person and \$2,000,000 combined single limit per occurrence for personal injuries and \$1,000,000 for property damage. In the event that LESSEE shall fail to obtain said policy or shall fail to renew said policy at any time during the term of this Lease, or extension thereof, the LESSOR shall have the right to obtain said policy and pay the premium therefore, and the amount of said premium so paid is declared to be so much additional rent and payable with the installment of rent next due after such payment.

b. Extended Coverage. In the event that the rates on LESSOR'S fire and extended coverage insurance on the building on the Premises are increased by reason of LESSEE'S use and occupancy of the Premises contrary to the use contemplated under this Lease, the LESSEE agrees to pay the additional premiums caused by these increased rates during the term of this Lease and any extensions of it. LESSEE'S failure to pay these additional premiums shall constitute a failure to pay the rent on the Premises.

c. Fire and Casualty Insurance. LESSEE shall maintain fire and casualty insurance in a company or companies approved by LESSOR in an adequate amount to protect the LESSOR and LESSEE, as their interests may appear, and LESSEE, upon request by LESSOR, shall furnish to LESSOR originals or certificates of these policies. The policies shall be noncancelable except upon ten (10) days' notice to LESSOR.

20. Assignment

LESSEE may not assign its rights under this Lease without the express written consent of LESSOR. LESSOR may assign its rights under this Lease.

21. General

Where in this instrument masculine pronouns are used, or words indicating the singular number appear, these words shall be considered as if feminine or neuter pronouns or words indicating the plural number had been used, where the context indicates the propriety of such use.


Where in this instrument rights are given to either LESSOR or LESSEE, those rights shall extend to the agents, employees, or representatives of those persons:

IN WITNESS WHEREOF, the parties by their duly authorized officers have executed this instrument this day and year first above written.

(LESSOR)

ATTEST

KENTUCKY AMERICAN WATER COMPANY


By: 


By: Kevin Cartier

(LESSEE)

ATTEST:

AMERICAN WATER WORKS SERVICE COMPANY, INC.

By: 

By: 

**KENTUCKY-AMERICAN WATER COMPANY**  
**CASE NO. 2012-00520**  
**COMMISSION STAFF'S FIRST REQUEST FOR INFORMATION**

---

**Witness:**     **Linda C. Bridwell**

- 34.**    a.     List and describe each service that each affiliated company renders to Kentucky-American.
- b.     For each service listed above, describe the benefit(s), if any, that Kentucky-American derives from the provision of this service from the affiliate.

**Response:**

- a.     Please refer to Exhibit 35, KAW\_APP\_EX35\_122812.pdf of the Company's filing for a comprehensive list and detailed description of services rendered to Kentucky-American by AWWSC. Also see the testimony of Linda Bridwell concerning services provided by AWWSC and AWCC.
- b.     AWWSC – As described in previous cases, the Company receives these services at or below what it could obtain those in the market. AWWSC provides the Company FTE's and expertise on a shared basis in many areas critical to the provision of water service that would not be possible to replicate in the local marketplace. Through AWWSC, KAW has available one of the premier water quality labs in the nation on an as-needed basis, accounting and tax expertise, national purchasing power, water industry engineering expertise, rate expertise, finance and management expertise and many other disciplines required to provide effective water service. KAW could not cost effectively replace these services and expertise locally. Because KAW has these services available on a shared basis through AWWSC, it receives the services and expertise in many cases on a partial FTE basis. In order to duplicate those costs locally KAW would need to attract employees with cross disciplinary skills, such as an employee proficient in both water quality and design engineering, or in water quality and finance. Employees with these diverse backgrounds are difficult to attract and expensive to retain at the local level. Please see the testimony of Ms. Bridwell for more detail on Service Company charges and the net financial benefit from those transitions.

AWCC – As described in both the original application for approval to execute the agreement with AWCC, and financing applications since that initial approval, KAW is able to obtain debt financing at or below market pricing with much lower issuance costs than it would otherwise be able to obtain individually. This provides significant savings for the customer in overall costs for utility operations.

For the electronic version, please refer to KAW\_R\_PSCDR1\_NUM34\_012313.pdf.

**KENTUCKY-AMERICAN WATER COMPANY**  
**CASE NO. 2012-00520**  
**COMMISSION STAFF'S FIRST REQUEST FOR INFORMATION**

---

**Witness:**     **Linda C. Bridwell/Keith L. Cartier**

- 35.**     Provide a comprehensive list and detailed description of the services that Kentucky-American has provided to affiliated companies.

**Response:**

The Company provides work space for a number of employees on the payroll of American Water Works Service Company – Central Division. Office space and overheads related to the space utilized by these employees was billed to AWWSC at cost. For the year 2011 and the eleven months ending November 30, 2012, KAWC billed AWWSC \$268,260 and \$298,501, respectively for utilization of the Kentucky American office space.

For the electronic version, please refer to KAW\_R\_PSCDR1\_NUM35\_012313.pdf.

**KENTUCKY-AMERICAN WATER COMPANY**  
**CASE NO. 2012-00520**  
**COMMISSION STAFF'S FIRST REQUEST FOR INFORMATION**

---

**Witness:** Cheryl D. Norton/Keith L. Cartier

- 36.** Provide a list, with descriptions, of all activities, initiatives, or programs undertaken or continued by Kentucky-American since its last general rate case for the purpose of minimizing costs or improving the efficiency of its operations or maintenance activities.

**Response:**

Kentucky American Water culture encourages its front line employees, supervisors and management to look for opportunities to continuously improve efficiencies in its operations as a normal course of business. As such it would be difficult to provide an all inclusive list, as some actions and changes would simply be implemented without widespread visibility. Listed below are many activities that occurred within that improvement framework since the last rate case:

1. A number of supervisory personnel have begun more formal lean leader training, with the expectation of cascading those concepts through the business.
2. KAW conducted a series of root cause training sessions for field and supervisory personnel over the past few years. In practice, KAW has used the root cause framework to evaluate events for potential root causes and take action to prevent reoccurrence. Employee safety has been an area of focus with the goal of preventing events to the extent possible. Results have been very encouraging, with the 2012 Occupational Safety and Health Administration recordable incident rate (ORIR) of 1.3 (compared to 4.2 in 2010, and 3.9 for the construction industry overall).

In the area of water treatment chemistry and system water quality:

3. Lean leader concepts also resulted in a reevaluation of water quality process testing, resulting in a reduction in expenses around obtaining required samples.
4. Modified Annual System Flushing to include more targeted routine flushing of problem areas, enabling KAW to suspend a complete system flushing in 2012, saving both treated water and labor related expense.
5. Piloting new treatment strategies to assess potential to reduce/manage cost of chemicals used in treatment process, including a change in corrosion control chemistry from zinc orthophosphate to 75% phosphoric acid, which contains more active product, thereby mitigating chemical costs to a degree.
6. Modified filter refresh approach at Richmond Road Station, reducing the volume of Granular Activated Carbon (GAC) used, significantly reducing associated

replacement costs.

7. Improved methods for optimizing powder activated carbon feed that reduced the use of this chemical dramatically.

A number of initiatives focused on energy related themes:

8. Focused portions of the Comprehensive Planning Study (CPS) to evaluate potential operational efficiencies around pumps and motors, and most advantageous electric pricing across facilities.
9. Began a pump replacement project at Jacobson Reservoir which will enhance both pump efficiency and more closely match pump sizing to current and expected plant operations.
10. Enabling the tie-in of motor electrical usage into plant SCADA systems. Operators and supervisors are better able to manage electrical consumption and demand by seeing equipment level impacts of operating decisions.
11. Beginning assessment of plant automation technology and processes to better manage chemical and electrical costs.
12. Participate in time of day and load shedding programs with electric providers.
13. Renegotiated electric service contracts to ensure appropriate demand levels and tariffs.
14. Lighting audit and improvements. This includes changing out older lights with newer, more energy efficient ones as well as the installation of motion sensors throughout the facilities. KAW is working with KU to get appropriate rebates instituted based upon these modifications.
15. Conducted energy audits in various facilities to evaluate electrical outlet load, windows, HVAC system, and pumping. Lighting improvements already implemented, with additional opportunities pending final report from most recent audit.
16. Conducted energy training for frontline personnel to identify energy efficiency opportunities and calculate payback for the improvements.
17. Replaced inefficient windows at the Kentucky River Station and Richmond Road treatment plants.
18. Implemented a more aggressive recycling program that includes meters, meter batteries, and light bulbs as well as paper, plastic, glass, etc. is expected to ultimately result in less landfill expense for solid waste.

Other process improvements across operations include:

19. Continuing the Automated Meter Reading (AMR) deployment, reducing expense associated with obtaining readings.
20. Continuing the deployment of the computerized maintenance management system (CMMS) to provide better insight into equipment maintenance and expense, with the expectation of using better information to help better optimize maintenance

- related expenses.
21. Partnered with Kentucky Division of Fish and Wildlife and the Kentucky Department of Forestry to develop a native grass replacement strategy, which will reduce mowing expenses on a four acre tract near the Richmond Road treatment facility. Planting to occur in March 2013.
  22. Continued to assess fleet requirements and reduced overall fleet 19% from 2010 levels to 89 vehicles today, reducing associated fleet expenses.
  23. Implemented a vehicle idling practice that encourages driver responsibility to reduce unnecessary vehicle idling, reducing fuel consumption and expense.
  24. Reduced the extent of contracted on-site security personnel, reducing related expenses.
  25. Continuing to assess the most value added staffing and organization model to adapt to evolving business needs.
  26. Implemented national benefits for represented employees, increasing the proportionate share of employee benefits expense.

Again, the list is not all inclusive but provides a representative sampling of the types of activities that occur as a normal course of managing the business.

For the electronic version, please refer to KAW\_R\_PSCDR1\_NUM36\_012313.pdf.



**KENTUCKY-AMERICAN WATER COMPANY**  
**CASE NO. 2012-00520**  
**COMMISSION STAFF'S FIRST REQUEST FOR INFORMATION**

---

**Witness:**      **Keith L. Cartier/Cheryl D. Norton**

- 37.** State whether Kentucky-American has developed a written plan or procedure for managing its electricity usage. Provide a copy of this plan or procedure. If no plan or procedure presently exists, explain why Kentucky-American lacks a written plan.

**Response:**

No, KAW has not developed a written plan or procedure for managing its electricity usage. Kentucky American Water has been managing electricity usage as one of the most important focus areas as a normal course of business. Plant and management personnel review unit production cost results and an energy usage index metric routinely. It is core to production management, given the relative impact of electricity costs as a component of overall production expenses. However, the decisions on managing electricity usage are extremely complex based on overall system demands, time of day, time of year, water quality of both the source and raw water, and ongoing maintenance within the system. For example, low system pressure in one area of the distribution system may result in a decision to turn on a booster pump one day, while it may need additional plant delivery for the same issue on another day. The amount of electricity usage is a part of that decision, and it's imperative that the production staff from supervisors to operators understand the impact to electric use, chemical use, system demands and water quality with each of these decisions. Consequently, there is not a plan or procedure separate and distinct for electric usage from the costs being incorporated in normal day to day management. Plant supervisors are tasked with understanding their respective plants and supervising the operations of the plants in the most efficient and economic means practical while meeting system demand and water quality parameters. Each supervisor has an annual goal associated with KAW's unit production cost. Practices around managing electricity are also embedded as a normal course of business. For example, optimizing the usage of Jacobson Reservoir as a water supply source (with its lower intake pumping energy usage) and filling tanks at night (when energy demand pricing is lower) contribute to optimizing electric use and electric costs. However, Jacobson Reservoir usage has to be balanced with chemical costs due to seasonal taste and odor issues with the reservoir as a water supply source and therefore decisions cannot be based on electric usage alone. KAW participates in both time of day and load shedding programs offered by electric suppliers and has reviewed contracts and tariffs across facilities to ensure the most advantageous agreements.

A key component of the upcoming Comprehensive Planning Study (CPS) is a look at energy optimization in the dispatching model. That study is in process at present. As discussed in the response to Item 40 of this same data request, we expect the results of that study to help further define operating parameters for plant dispatch and system operations.

For the electronic version, please refer to [KAW\\_R\\_PSCDR1\\_NUM37\\_122313.pdf](#).

**KENTUCKY-AMERICAN WATER COMPANY  
CASE NO. 2012-00520  
COMMISSION STAFF'S FIRST REQUEST FOR INFORMATION**

---

**Witness:**      **Keith L. Cartier/Cheryl D. Norton**

- 38.**      State whether Kentucky-American has had a comprehensive energy audit performed on its facilities and operations. If an audit has been performed, provide a copy of the audit report. If no comprehensive energy audit has been performed, explain why Kentucky-American has not performed such an audit.

**Response:**

Kentucky American Water has engaged with a number of partners to conduct various audits during the past year. Attached are the results from a lighting audit (conducted by Illumetek) and the results from a site audit conducted with Bluegrass Pride (a local environmental organization). Those reports are attached. KAW also has partnered with the Kentucky Pollution Prevention Center (KPPC), affiliated with the University of Louisville and the Kentucky Save Energy Now program. The results of that audit have not been received yet. In addition, the Comprehensive Planning Study, which also will address certain energy related topics, is not yet completed.

For the electronic version, please refer to KAW\_R\_PSCDR1\_NUM38\_012313.pdf.



**ESTIMATE FOR LIGHTING ENHANCEMENTS**

**Submitted To:** David Shehee  
Superintendent, Water Quality and Environmental Compliance  
Kentucky American Water  
2300 Richmond, Rd.  
Lexington, Kentucky 40502

**RE:** Lighting Retrofit  
**Location:** American Water - Cedar Creek Lane, Lexington, KY

We are pleased to present you with the following proposal for your consideration.

Included

- We include all associated labor and miscellaneous electrical materials.
- We include all recycling and disposal fees (dumpster rental).
- We include all lift and equipment rental.
- We include submission of the Certificate of Compliance for EPAAct, where applicable.
- Labor warranty applies for 1 year from date of completion. Material warranty based on manufacturer agreement.
- Rebate processing, where applicable, is included.
- Turnkey labor includes all material coordination and processing

Excluded

- In existing fixtures, replacement of non-functioning emergency ballasts would be an additional charge.
- Where required, permit fees would be an additional charge.

Fixture Type	Quantity	Fixture Description	Labor	Material
<b>A Enclosed and Gasketed Fluorescent:</b>				
	19	Retrofit 1x4 2-Lamp F40T12 Enclosed SM Fixtures to 2-Lamp F28T8	\$ 399.00	\$ 494.19
	117	Replace existing HID, Incand., or Wrap Style Fixtures with 2-Lamp F28T8 Vapor Tight	\$ 11,583.00	\$ 12,212.46
	4	Replace existing HID with new 8' 4-Lamp F28T8 Vapor Tight	\$ 396.00	\$ 740.20
<b>C Open Industrial Fluorescent:</b>				
	7	Retrofit 1x4 Industrial 2-Lamp F40T12 Fixtures to 2-Lamp F28T8	\$ 693.00	\$ 647.92
	5	Retrofit 1x8 2-Lamp F96T12 SM Fixtures to 4-Lamp F28T8 (with kit)	\$ 225.00	\$ 278.20
	24	Replace 100w Incandescent with 1x4 2-Lamp F28T8 Industrial	\$ 2,376.00	\$ 1,454.16
	1	Replace 400w HID with 1x4 2-Lamp F28T8 Industrial	\$ 99.00	\$ 60.59
	7	Replace HID with 1x8 4-Lamp F28T8 Industrial	\$ 693.00	\$ 647.92
<b>D Open Industrial HID:</b>				
	12	Replace existing 400w HID with 2x4 6L F28T8 High Bay	\$ 1,188.00	\$ 1,068.20
<b>E Fluorescent Troffer or similar lensed type unit:</b>				
	12	Retrofit 1x4 lamp F40T12 Recessed Fixture to F28T8 4L	\$ 360.00	\$ 495.12
	15	Retrofit 2x4 3 F40T12 Recessed Fixture to F28T8 3L	\$ 450.00	\$ 553.95
	5	Retrofit 1x4 1-Lamp F40T12 SM Fixtures to 1-Lamp F28T8	\$ 95.00	\$ 130.05
	2	Replace 2-F40T12 wrap with new F28T8 2L wrap	\$ 42.00	\$ 43.38
	1	Retrofit 2x2 FB40T12 Recessed Fixture with 2x4 2-F28T8 troffer	\$ 67.00	\$ 100.90
	1	Retrofit 2x2 FB32T8 Recessed Fixture with 2x4 2-F28T8 troffer	\$ 67.00	\$ 100.90
<b>I Incandescent:</b>				
	3	Relamp 100w Incandescent with 26w CFL	\$ 6.00	\$ 14.85
	4	Relamp 60w Incandescent with 13w CFL	\$ 8.00	\$ 18.76
Control Type	Quantity	Control Description	Labor	Material
<b>A</b>				
	3	Install Corrosion Resistant Wall Occupancy Sensor with PIR technology	\$ 105.00	\$ 78.03
	2	Install Corrosion Resistant Wall Occupancy Sensor with Passive Dual Technology	\$ 70.00	\$ 52.02
	26	Install Standard Wall Occupancy Sensor with PIR Technology (offices only)	\$ 910.00	\$ 676.26
<b>B</b>				
	152	Install Corrosion Resistant Fixture Occupancy Sensor with PIR technology	\$ 6,840.00	\$ 12,350.00
<b>C</b>				
	1	Install Standard Ceiling Occupancy Sensor with PIR technology (offices only)	\$ 98.00	\$ 136.76
Mobilization, Lift, Disposal, Recycling and Misc. Material:				\$ 7,058.30
			<b>Material Cost</b>	<b>\$ 40,309.10</b>
			<b>Labor Cost</b>	<b>\$ 28,770.00</b>
			<b>Total Project Cost:</b>	<b>\$ 67,079.10</b>

Illumetek Corp Signature: <u>Diane Weber</u> Date: <u>10-9-12</u>	<b>Acceptance of this Proposal:</b>	
	Kentucky American Water Company	
	Signature: <u>Keith Oster</u>	Title: _____
	Date: <u>10-09-12</u>	

Lexington, KY (Cedar Creek) - Survey Page 1

Occupancy Type	Description	Acquired Input Intensity (per Footcandle)	Approximate Footcandles	Fixture Count	Sensor Install per area	Current Annual Burn Hours	Current Fixture Watts	Current kWh	Proposed Burn Hours	Proposed Fixture Watts	Proposed kWh	Saved kWh	Consumption Savings
main Bldg. / including - control room	Leave existing 4-lamp F32T8	10	120	4	1	8760	107	3,749	2002	107	857	2,892	\$211.15
control room	Leave existing 2-lamp F32T8	10		3	-	8760	62	1,629	2002	62	372	1,257	\$91.76
main lab	Leave existing 4-lamp F32T8	10	120	11	1	8760	107	10,311	2002	107	2,356	7,954	\$580.65
small lab	Leave existing 4-lamp F32T8	10		4	1	8760	107	3,749	2002	107	857	2,892	\$211.15
small lab	Leave existing 4-lamp F32T8	10		4	1	8760	107	3,749	2002	107	857	2,892	\$211.15
closet	Replace 2-lamp F32T8 with 2-lamp F28T8 troffer	10		4	1	8760	62	543	728	47	34	509	\$37.15
hallway	Retrofit 2-lamp F40T12 to 2-lamp F28T8	10	14	2	1	8760	88	771	2002	47	34	737	\$53.78
closet	Retrofit 2-lamp F40T12 to 2-lamp F28T8	10		1	1	8760	60	526	8760	13	114	412	\$30.06
entrance	Relamp existing 60w incandescent with 13w CFL	10		1	1	8760	51	894	8760	25	438	456	\$33.25
bulletin boards	Retrofit 1-lamp F40T12 to 1-lamp F28T8	10		2	1	8760	88	1,542	2002	47	188	1,354	\$98.81
women's restroom	Replace 2-lamp F40T12 with new 2-lamp F28T8 w/ro (missing lens)	10		2	1	8760	88	1,542	2002	47	188	1,354	\$98.81
women's restroom	Replace 2-lamp F40T12 with 2-lamp F28T8 troffer	10		1	1	8760	88	771	2002	62	124	647	\$47.21
women's restroom	Relamp 100w incandescent with 26w CFL	10		2	1	8760	175	3,066	2002	92	368	2,698	\$196.93
men's restroom showers	Relamp 100w incandescent with 26w CFL	10		1	1	8760	100	876	728	26	19	857	\$62.57
men's locker room	Retrofit 4-lamp F40T12 to 4-lamp F28T8	10		3	2	8760	175	4,599	2002	92	553	4,046	\$295.39
men's locker room	Relamp 100w incandescent with 26w CFL	10		1	1	8760	100	876	728	26	19	857	\$62.57
men's locker room	Retrofit 1-lamp F40T12 to 1-lamp F28T8	10		3	1	8760	51	1,340	8760	25	657	683	\$49.88
electrical room	Remove 100w incandescent fixture	10		3	0	8760	100	2,628	8760	0	0	2,628	\$191.84
electrical room	Replace 400w MH with 6-lamp F28T8 Hi-bay	10	40	6	5	8760	458	24,072	728	132	577	23,495	\$1,715.20
pump room low side	Replace 400w MH with 6-lamp F28T8 Hi-bay	10		6	5	8760	458	24,072	728	132	577	23,495	\$1,715.20
pump room high side	Leave existing 4-lamp F32T8	10		2	2	8760	107	1,875	728	107	156	1,719	\$125.48
behind electrical panels	Leave existing 4-lamp F32T8	10	28	6	5	8760	107	5,624	1430	107	918	4,706	\$343.53
shop area	Leave existing 2-lamp F32T8	10		1	1	8760	62	543	1430	62	88	454	\$33.18
shop area	Relamp 100w incandescent with 26w CFL	10		3	1	8760	175	4,599	2002	92	553	4,046	\$295.39
library/ conference room	Retrofit 4-lamp F40T12 to 4-lamp F28T8	10		2	1	8760	135	2,365	2002	72	288	2,077	\$151.61
kitchen	Relamp 100w incandescent with 26w CFL	10		1	1	8760	100	876	728	26	19	857	\$62.57
electrical room	Retrofit existing 2-lamp F32T8 to 4-lamp F28T8	10		2	2	8760	141	2,470	728	92	134	2,335	\$170.55
storage	Retrofit existing 2-lamp F32T8 to 4-lamp F28T8	10		1	1	8760	175	1,593	728	92	67	1,466	\$107.02
storage	Replace 400w MH with 2-lamp F28T8 fixture	10		1	1	8760	458	4,012	8760	47	412	3,600	\$262.83
over stairs	Leave existing 2-lamp F32T8 VT	10	20	2	1	8760	62	1,086	728	47	68	1,018	\$74.30
basement	Replace 100w incandescent with 4 2-lamp F28T8 VT fixture	10	2	4	3	8760	100	3,564	728	47	137	3,357	\$245.80
basement	Replace 2-lamp F40T12 with 2-lamp F28T8 VT fixture	10	10	1	1	8760	88	771	728	47	34	737	\$53.78
basement storage	Replace 2-lamp F40T12 with 2-lamp F28T8 VT fixture	10	18	1	1	8760	62	543	728	62	45	498	\$36.35
basement storage	Replace 2-lamp F40T12 with 2-lamp F28T8 VT fixture	10	5	1	1	8760	88	771	728	47	412	359	\$26.22
basement storage	Retrofit 3-lamp F40T12 to 3-lamp F28T8 (1 missing lens)	30		2	1	8760	135	2,365	2002	72	288	2,077	\$151.61
office	Retrofit 3-lamp F40T12 to 3-lamp F28T8	30		2	1	8760	135	2,365	2002	72	288	2,077	\$151.61
office	Retrofit 3-lamp F40T12 to 3-lamp F28T8 (all missing lenses)	30		1	1	8760	135	1,183	8760	72	631	552	\$40.29
office	Retrofit 3-lamp F40T12 to 3-lamp F28T8	30		4	1	8760	135	4,790	2002	72	577	4,154	\$905.23
office	Retrofit 3-lamp F40T12 to 3-lamp F28T8	30		2	1	8760	135	2,365	2002	72	288	2,077	\$151.61
hallway	Retrofit 3-lamp F40T12 to 3-lamp F28T8	10		2	1	8760	135	2,365	8760	72	1,261	1,104	\$80.57
hallway	Retrofit 3-lamp F40T12 to 3-lamp F28T8	10		103	47	8760	5390	139023	8760	2729	15886	122134	\$8,915.81





**Statement of Work**  
**Cedar Creek – Chemical Building**

**Purchaser:** KY American Water  
6300 Cedar Creek Lane  
Lexington, KY 40515

**Intent:** In an effort to reduce energy consumption and increase light levels, it is Illumetek's intent to replace or retrofit the existing lighting system and install a technologically advanced system utilizing a state of the art fixture, lamp/ballast combination and, wherever possible, occupancy sensors.

**Scope of Work:**

**Illumetek intends to provide all lifts, tools and material necessary to complete the following:**

**Chemical Building:**

Replace (85) HID fixtures with 2-lamp vapor tight fixtures with F28T8 lamps and high efficiency ballasts.

**Occupancy Sensors:**

Sensor Switch wall-, ceiling-, and fixture-mounted sensors will be utilized wherever possible throughout. Using PIR (passive infrared technology), fixtures will operate only when changes are detected in areas lit by each fixture. Where appropriate, sensors with Dual Technology (capable of also recognizing noises typical of human activity) will be used. When installed in the facility operations and maintenance areas, sensors will provide for low temperature/high humidity conditions. The inclusion of occupancy sensors to the scope allows for a maximum return on investment and continued kWh saved throughout the life of the project.

**General Guidelines:**

Project will be coordinated (including hours of work) through the facility manager and will be completed in a timely manner.

At the end of each work cycle, work area shall be cleaned of all debris and all material, tools and lifts will be stored in an area so as not to interfere with normal operations.

All fixtures will be disposed of in an EPA compliant manner.

**Total Installed Price (Labor, Material, Recycling, & Equipment):      \$29,035.78**

**Statement of Work**  
**Cedar Creek - House**

**Purchaser:** KY American Water  
6300 Cedar Creek Lane  
Lexington, KY 40515

**Intent:** In an effort to reduce energy consumption and increase light levels, it is Illumetek's intent to replace or retrofit the existing lighting system and install a technologically advanced system utilizing a state of the art fixture, lamp/ballast combination and, wherever possible, occupancy sensors.

**Scope of Work:**

**Illumetek intends to provide all lifts, tools and material necessary to complete the following:**

**House:**

Retrofit (1) 4-lamp F40T12 2x4 troffer fixture with F28T8 lamps and high efficiency ballast.

**Throughout all areas:**

Replace 65-100w incandescent fixtures with 13-23w compact fluorescents.

**Occupancy Sensors:**

Sensor Switch wall-, ceiling-, and fixture-mounted sensors will be utilized wherever possible throughout. Using PIR (passive infrared technology), fixtures will operate only when changes are detected in areas lit by each fixture. Where appropriate, sensors with Dual Technology (capable of also recognizing noises typical of human activity) will be used. When installed in the facility operations and maintenance areas, sensors will provide for low temperature/high humidity conditions. The inclusion of occupancy sensors to the scope allows for a maximum return on investment and continued kWh saved throughout the life of the project.

**General Guidelines:**

Project will be coordinated (including hours of work) through the facility manager and will be completed in a timely manner.

At the end of each work cycle, work area shall be cleaned of all debris and all material, tools and lifts will be stored in an area so as not to interfere with normal operations.

All fixtures will be disposed of in an EPA compliant manner.

**Total Installed Price (Labor, Material, Recycling, & Equipment):      \$906.68**



**Statement of Work**  
**Cedar Creek – Incline Car House**

**Purchaser:** KY American Water  
6300 Cedar Creek Lane  
Lexington, KY 40515

**Intent:** In an effort to reduce energy consumption and increase light levels, it is Illumetek's intent to replace or retrofit the existing lighting system and install a technologically advanced system utilizing a state of the art fixture, lamp/ballast combination and, wherever possible, occupancy sensors.

**Scope of Work:**

*Illumetek intends to provide all lifts, tools and material necessary to complete the following:*

**Incline Car Houses:**

Replace incandescent fixtures with (6) 2-lamp industrial fixtures with F28T8 lamps and high efficiency ballasts.

**Occupancy Sensors:**

Sensor Switch wall-, ceiling-, and fixture-mounted sensors will be utilized wherever possible throughout. Using PIR (passive infrared technology), fixtures will operate only when changes are detected in areas lit by each fixture. Where appropriate, sensors with Dual Technology (capable of also recognizing noises typical of human activity) will be used. When installed in the facility operations and maintenance areas, sensors will provide for low temperature/high humidity conditions. The inclusion of occupancy sensors to the scope allows for a maximum return on investment and continued kWh saved throughout the life of the project.

**General Guidelines:**

Project will be coordinated (including hours of work) through the facility manager and will be completed in a timely manner.

At the end of each work cycle, work area shall be cleaned of all debris and all material, tools and lifts will be stored in an area so as not to interfere with normal operations.

All fixtures will be disposed of in an EPA compliant manner.

**Total Installed Price (Labor, Material, Recycling, & Equipment):      \$1,133.58**

**Statement of Work**  
**Cedar Creek – Jacobsen Reservoir**

**Purchaser:** KY American Water  
6300 Cedar Creek Lane  
Lexington, KY 40515

**Intent:** In an effort to reduce energy consumption and increase light levels, it is Illumetek's intent to replace or retrofit the existing lighting system and install a technologically advanced system utilizing a state of the art fixture, lamp/ballast combination and, wherever possible, occupancy sensors.

**Scope of Work:**

**Illumetek intends to provide all lifts, tools and material necessary to complete the following:**

**Jacobsen Reservoir:**

Retrofit (3) 2-lamp F96T12 strip fixtures with F28T8 lamps and high efficiency ballasts.

**Occupancy Sensors:**

Sensor Switch wall-, ceiling-, and fixture-mounted sensors will be utilized wherever possible throughout. Using PIR (passive infrared technology), fixtures will operate only when changes are detected in areas lit by each fixture. Where appropriate, sensors with Dual Technology (capable of also recognizing noises typical of human activity) will be used. When installed in the facility operations and maintenance areas, sensors will provide for low temperature/high humidity conditions. The inclusion of occupancy sensors to the scope allows for a maximum return on investment and continued kWh saved throughout the life of the project.

**General Guidelines:**

Project will be coordinated (including hours of work) through the facility manager and will be completed in a timely manner.

At the end of each work cycle, work area shall be cleaned of all debris and all material, tools and lifts will be stored in an area so as not to interfere with normal operations.

All fixtures will be disposed of in an EPA compliant manner.

**Total Installed Price (Labor, Material, Recycling, & Equipment):      \$478.76**

**Statement of Work**  
**Cedar Creek – Main Building**

**Purchaser:** KY American Water  
6300 Cedar Creek Lane  
Lexington, KY 40515

**Intent:** In an effort to reduce energy consumption and increase light levels, it is Illumetek's intent to replace or retrofit the existing lighting system and install a technologically advanced system utilizing a state of the art fixture, lamp/ballast combination and, wherever possible, occupancy sensors.

**Scope of Work:**

**Illumetek intends to provide all lifts, tools and material necessary to complete the following:**

**Main Building:**

Replace (7) incandescent and fluorescent fixtures with 2-lamp vapor tight fixtures with F28T8 lamps and high efficiency ballasts. Retrofit (32) F40T12 fixtures with F28T8 lamps and high efficiency ballast. Replace (1) 2-lamp FB40T12 and (1) 2-lamp FB32T8 2x2 fixtures with F28T8 2 lamp troffer. Retrofit with kit (2) 2-lamp F96T12 1x8 fixture with F28T8 lamps and high efficiency ballast. Replace (1) HID fixture with new fixture with F28T8 lamps and high efficiency ballast.

**Main Building (Women's Room):**

Replace (2) fluorescent fixtures with 2-lamp wrap fixtures with F28T8 lamps and high efficiency ballasts (missing lenses).

**Main Building (Pump Room):**

Replace (12) 400w HID fixtures with 6-lamp Hi-Bay fixtures with F28T8 lamps and high efficiency ballasts.

**Throughout all areas:**

Replace 65-100w incandescent fixtures with 13-23w compact fluorescents.

**Occupancy Sensors:**

Sensor Switch wall-, ceiling-, and fixture-mounted sensors will be utilized wherever possible throughout. Using PIR (passive infrared technology), fixtures will operate only when changes are detected in areas lit by each fixture. Where appropriate, sensors with Dual Technology (capable of also recognizing noises typical of human activity) will be used. When installed in the facility operations and maintenance areas, sensors will provide for low temperature/high humidity conditions. The inclusion of occupancy sensors to the scope allows for a maximum return on investment and continued kWh saved throughout the life of the project.

**General Guidelines:**

Project will be coordinated (including hours of work) through the facility manager and will be completed in a timely manner.

At the end of each work cycle, work area shall be cleaned of all debris and all material, tools and lifts will be stored in an area so as not to interfere with normal operations.

All fixtures will be disposed of in an EPA compliant manner.

**Total Installed Price (Labor, Material, Recycling, & Equipment):      \$14,621.33**

**Statement of Work**  
**Cedar Creek – Maintenance Building**

**Purchaser:** KY American Water  
6300 Cedar Creek Lane  
Lexington, KY 40515

**Intent:** In an effort to reduce energy consumption and increase light levels, it is Illumetek's intent to replace or retrofit the existing lighting system and install a technologically advanced system utilizing a state of the art fixture, lamp/ballast combination and, wherever possible, occupancy sensors.

**Scope of Work:**

**Illumetek intends to provide all lifts, tools and material necessary to complete the following:**

**Maintenance Building:**

Replace (9) incandescent fixtures with (8) 2-lamp industrial fixtures with F28T8 lamps and high efficiency ballasts. Retrofit (6) F40T12 fixtures with F28T8 lamps and high efficiency ballast.

**Occupancy Sensors:**

Sensor Switch wall-, ceiling-, and fixture-mounted sensors will be utilized wherever possible throughout. Using PIR (passive infrared technology), fixtures will operate only when changes are detected in areas lit by each fixture. Where appropriate, sensors with Dual Technology (capable of also recognizing noises typical of human activity) will be used. When installed in the facility operations and maintenance areas, sensors will provide for low temperature/high humidity conditions. The inclusion of occupancy sensors to the scope allows for a maximum return on investment and continued kWh saved throughout the life of the project.

**General Guidelines:**

Project will be coordinated (including hours of work) through the facility manager and will be completed in a timely manner.

At the end of each work cycle, work area shall be cleaned of all debris and all material, tools and lifts will be stored in an area so as not to interfere with normal operations.

All fixtures will be disposed of in an EPA compliant manner.

**Total Installed Price (Labor, Material, Recycling, & Equipment):      \$3,755.24**

**Statement of Work**  
**Cedar Creek – River Intake Building**

**Purchaser:** KY American Water  
6300 Cedar Creek Lane  
Lexington, KY 40515

**Intent:** In an effort to reduce energy consumption and increase light levels, it is Illumetek's intent to replace or retrofit the existing lighting system and install a technologically advanced system utilizing a state of the art fixture, lamp/ballast combination and, wherever possible, occupancy sensors.

**Scope of Work:**

**Illumetek intends to provide all lifts, tools and material necessary to complete the following:**

**River Intake Building:**

Replace (19) HID & incandescent fixtures with (7) 4-lamp industrial fixtures and (9) 2-lamp vapor tight fixtures with F28T8 lamps and high efficiency ballasts. Retrofit (19) 2-lamp F40T12 1x4 fixtures with F28T8 lamps and high efficiency ballast.

**Occupancy Sensors:**

Sensor Switch wall-, ceiling-, and fixture-mounted sensors will be utilized wherever possible throughout. Using PIR (passive infrared technology), fixtures will operate only when changes are detected in areas lit by each fixture. Where appropriate, sensors with Dual Technology (capable of also recognizing noises typical of human activity) will be used. When installed in the facility operations and maintenance areas, sensors will provide for low temperature/high humidity conditions. The inclusion of occupancy sensors to the scope allows for a maximum return on investment and continued kWh saved throughout the life of the project.

**General Guidelines:**

Project will be coordinated (including hours of work) through the facility manager and will be completed in a timely manner.

At the end of each work cycle, work area shall be cleaned of all debris and all material, tools and lifts will be stored in an area so as not to interfere with normal operations.

All fixtures will be disposed of in an EPA compliant manner.

**Total Installed Price (Labor, Material, Recycling, & Equipment):      \$7,923.34**

**Statement of Work**  
**Cedar Creek – Switch Gear Building**

**Purchaser:** KY American Water  
6300 Cedar Creek Lane  
Lexington, KY 40515

**Intent:** In an effort to reduce energy consumption and increase light levels, it is Illumetek's intent to replace or retrofit the existing lighting system and install a technologically advanced system utilizing a state of the art fixture, lamp/ballast combination and, wherever possible, occupancy sensors.

**Scope of Work:**  
*Illumetek intends to provide all lifts, tools and material necessary to complete the following:*

**Switch Gear Building:**  
Replace (12) incandescent fixtures with (10) 2-lamp industrial fixtures with F28T8 lamps and high efficiency ballasts.

**Occupancy Sensors:**  
Sensor Switch wall-, ceiling-, and fixture-mounted sensors will be utilized wherever possible throughout. Using PIR (passive infrared technology), fixtures will operate only when changes are detected in areas lit by each fixture. Where appropriate, sensors with Dual Technology (capable of also recognizing noises typical of human activity) will be used. When installed in the facility operations and maintenance areas, sensors will provide for low temperature/high humidity conditions. The inclusion of occupancy sensors to the scope allows for a maximum return on investment and continued kWh saved throughout the life of the project.

**General Guidelines:**  
Project will be coordinated (including hours of work) through the facility manager and will be completed in a timely manner.

At the end of each work cycle, work area shall be cleaned of all debris and all material, tools and lifts will be stored in an area so as not to interfere with normal operations.

All fixtures will be disposed of in an EPA compliant manner.

**Total Installed Price (Labor, Material, Recycling, & Equipment):      \$2,555.46**

**Statement of Work**  
**Cedar Creek – Valve House 1**

**Purchaser:** KY American Water  
6300 Cedar Creek Lane  
Lexington, KY 40515

**Intent:** In an effort to reduce energy consumption and increase light levels, it is Illumetek's intent to replace or retrofit the existing lighting system and install a technologically advanced system utilizing a state of the art fixture, lamp/ballast combination and, wherever possible, occupancy sensors.

**Scope of Work:**  
**Illumetek intends to provide all lifts, tools and material necessary to complete the following:**

**Valve House 1:**  
Replace incandescent fixtures with (4) 2-lamp vapor tight fixtures.

**Occupancy Sensors:**  
Sensor Switch wall-, ceiling-, and fixture-mounted sensors will be utilized wherever possible throughout. Using PIR (passive infrared technology), fixtures will operate only when changes are detected in areas lit by each fixture. Where appropriate, sensors with Dual Technology (capable of also recognizing noises typical of human activity) will be used. When installed in the facility operations and maintenance areas, sensors will provide for low temperature/high humidity conditions. The inclusion of occupancy sensors to the scope allows for a maximum return on investment and continued kWh saved throughout the life of the project.

**General Guidelines:**  
Project will be coordinated (including hours of work) through the facility manager and will be completed in a timely manner.

At the end of each work cycle, work area shall be cleaned of all debris and all material, tools and lifts will be stored in an area so as not to interfere with normal operations.

All fixtures will be disposed of in an EPA compliant manner.

**Total Installed Price (Labor, Material, Recycling, & Equipment):     \$1,333.79**

**Statement of Work**  
**Cedar Creek – Valve House 2**

**Purchaser:** KY American Water  
6300 Cedar Creek Lane  
Lexington, KY 40515

**Intent:** In an effort to reduce energy consumption and increase light levels, it is Illumetek's intent to replace or retrofit the existing lighting system and install a technologically advanced system utilizing a state of the art fixture, lamp/ballast combination and, wherever possible, occupancy sensors.

**Scope of Work:**

**Illumetek intends to provide all lifts, tools and material necessary to complete the following:**

**Valve House 2:**

Replace incandescent fixtures with (4) 2-lamp vapor tight fixtures.

**Occupancy Sensors:**

Sensor Switch wall-, ceiling-, and fixture-mounted sensors will be utilized wherever possible throughout. Using PIR (passive infrared technology), fixtures will operate only when changes are detected in areas lit by each fixture. Where appropriate, sensors with Dual Technology (capable of also recognizing noises typical of human activity) will be used. When installed in the facility operations and maintenance areas, sensors will provide for low temperature/high humidity conditions. The inclusion of occupancy sensors to the scope allows for a maximum return on investment and continued kWh saved throughout the life of the project.

**General Guidelines:**

Project will be coordinated (including hours of work) through the facility manager and will be completed in a timely manner.

At the end of each work cycle, work area shall be cleaned of all debris and all material, tools and lifts will be stored in an area so as not to interfere with normal operations.

All fixtures will be disposed of in an EPA compliant manner.

**Total Installed Price (Labor, Material, Recycling, & Equipment):      \$1,333.79**



**Statement of Work**  
**Cedar Creek – Valve House 3**

**Purchaser:** KY American Water  
6300 Cedar Creek Lane  
Lexington, KY 40515

**Intent:** In an effort to reduce energy consumption and increase light levels, it is Illumetek's intent to replace or retrofit the existing lighting system and install a technologically advanced system utilizing a state of the art fixture, lamp/ballast combination and, wherever possible, occupancy sensors.

**Scope of Work:**

**Illumetek intends to provide all lifts, tools and material necessary to complete the following:**

**Valve House 3:**

Replace incandescent fixtures with (4) 2-lamp vapor tight fixtures.

**Occupancy Sensors:**

Sensor Switch wall-, ceiling-, and fixture-mounted sensors will be utilized wherever possible throughout. Using PIR (passive infrared technology), fixtures will operate only when changes are detected in areas lit by each fixture. Where appropriate, sensors with Dual Technology (capable of also recognizing noises typical of human activity) will be used. When installed in the facility operations and maintenance areas, sensors will provide for low temperature/high humidity conditions. The inclusion of occupancy sensors to the scope allows for a maximum return on investment and continued kWh saved throughout the life of the project.

**General Guidelines:**

Project will be coordinated (including hours of work) through the facility manager and will be completed in a timely manner.

At the end of each work cycle, work area shall be cleaned of all debris and all material, tools and lifts will be stored in an area so as not to interfere with normal operations.

All fixtures will be disposed of in an EPA compliant manner.

**Total Installed Price (Labor, Material, Recycling, & Equipment):      \$1,333.79**

**Statement of Work**  
**Cedar Creek – Valve House 4**

**Purchaser:** KY American Water  
6300 Cedar Creek Lane  
Lexington, KY 40515

**Intent:** In an effort to reduce energy consumption and increase light levels, it is Illumetek's intent to replace or retrofit the existing lighting system and install a technologically advanced system utilizing a state of the art fixture, lamp/ballast combination and, wherever possible, occupancy sensors.

**Scope of Work:**  
*Illumetek intends to provide all lifts, tools and material necessary to complete the following:*

**Valve House 4:**  
Replace incandescent fixtures with (4) 2-lamp vapor tight fixtures.

**Occupancy Sensors:**  
Sensor Switch wall-, ceiling-, and fixture-mounted sensors will be utilized wherever possible throughout. Using PIR (passive infrared technology), fixtures will operate only when changes are detected in areas lit by each fixture. Where appropriate, sensors with Dual Technology (capable of also recognizing noises typical of human activity) will be used. When installed in the facility operations and maintenance areas, sensors will provide for low temperature/high humidity conditions. The inclusion of occupancy sensors to the scope allows for a maximum return on investment and continued kWh saved throughout the life of the project.

**General Guidelines:**  
Project will be coordinated (including hours of work) through the facility manager and will be completed in a timely manner.

At the end of each work cycle, work area shall be cleaned of all debris and all material, tools and lifts will be stored in an area so as not to interfere with normal operations.

All fixtures will be disposed of in an EPA compliant manner.

**Total Installed Price (Labor, Material, Recycling, & Equipment):      \$1,333.79**

**Statement of Work**  
**Cedar Creek – Valve House 5**

**Purchaser:** KY American Water  
6300 Cedar Creek Lane  
Lexington, KY 40515

**Intent:** In an effort to reduce energy consumption and increase light levels, it is Illumetek's intent to replace or retrofit the existing lighting system and install a technologically advanced system utilizing a state of the art fixture, lamp/ballast combination and, wherever possible, occupancy sensors.

**Scope of Work:**  
**Illumetek intends to provide all lifts, tools and material necessary to complete the following:**

**Valve House 5:**  
Replace incandescent fixtures with (4) 2-lamp vapor tight fixtures.

**Occupancy Sensors:**  
Sensor Switch wall-, ceiling-, and fixture-mounted sensors will be utilized wherever possible throughout. Using PIR (passive infrared technology), fixtures will operate only when changes are detected in areas lit by each fixture. Where appropriate, sensors with Dual Technology (capable of also recognizing noises typical of human activity) will be used. When installed in the facility operations and maintenance areas, sensors will provide for low temperature/high humidity conditions. The inclusion of occupancy sensors to the scope allows for a maximum return on investment and continued kWh saved throughout the life of the project.

**General Guidelines:**  
Project will be coordinated (including hours of work) through the facility manager and will be completed in a timely manner.

At the end of each work cycle, work area shall be cleaned of all debris and all material, tools and lifts will be stored in an area so as not to interfere with normal operations.

All fixtures will be disposed of in an EPA compliant manner.

**Total Installed Price (Labor, Material, Recycling, & Equipment):      \$1,333.79**

**Statement of Work and Price per Building - Kentucky American Water Cedar Creek Ln.**

	<b>Area</b>	<b>Total Price per Building</b>
1)	Chemical Building	<b>\$29,035.78</b>
2)	House	<b>\$906.68</b>
3)	Incline Car House	<b>\$1,133.58</b>
4)	Jacobsen Reservoir	<b>\$478.76</b>
5)	Main Building	<b>\$14,621.33</b>
6)	Maintenance Building	<b>\$3,755.24</b>
7)	River Intake Building	<b>\$7,923.34</b>
8)	Switch Gear Building	<b>\$2,555.46</b>
9)	Valve House 1	<b>\$1,333.79</b>
10)	Valve House 2	<b>\$1,333.79</b>
11)	Valve House 3	<b>\$1,333.79</b>
12)	Valve House 4	<b>\$1,333.79</b>
13)	Valve House 5	<b>\$1,333.79</b>
	<b>Total</b>	<b>\$67,079.10</b>

### **Statement of Work**

**Purchaser:** KY American Water  
385 Carter Ln. (Sewer Plant)  
Owenton, KY 40359

**Intent:** In an effort to reduce energy consumption and increase light levels, it is Illumetek's intent to replace or retrofit the existing lighting system and install a technologically advanced system utilizing a state of the art fixture, lamp/ballast combination and, wherever possible, occupancy sensors.

**Scope of Work:**  
**Illumetek Intends to provide all lifts, tools and material necessary to complete the following:**

**Main Building:**  
Retrofit (34) F40T12 fixtures with F28T8 lamps and high efficiency ballast.

**Maintenance Garage:**  
Retrofit with kit (14) 2-lamp F96T12 fixtures with F28T8 lamps and high efficiency ballast.

**Office Areas:**  
No Work.

**Occupancy Sensors:**  
Sensor Switch wall-, ceiling-, and fixture-mounted sensors will be utilized wherever possible throughout. Using PIR (passive infrared technology), fixtures will operate only when changes are detected in areas lit by each fixture. Where appropriate, sensors with Dual Technology (capable of also recognizing noises typical of human activity) will be used. When installed in the facility operations and maintenance areas, sensors will provide for low temperature/high humidity conditions. The inclusion of occupancy sensors to the scope allows for a maximum return on investment and continued kWh saved throughout the life of the project.

**General Guidelines:**  
Project will be coordinated (including hours of work) through the facility manager and will be completed in a timely manner.

At the end of each work cycle, work area shall be cleaned of all debris and all material, tools and lifts will be stored in an area so as not to interfere with normal operations.

All fixtures will be disposed of in an EPA compliant manner.



**ESTIMATE FOR LIGHTING ENHANCEMENTS**

Submitted To: David Shehee  
Superintendent, Water Quality and Environmental Compliance  
Kentucky American Water  
2300 Richmond, Rd.  
Lexington, Kentucky 40502

RE: **Lighting Retrofit**  
Location: **American Water - Owenton, KY Northern Division Sewer Plant**

We are pleased to present you with the following proposal for your consideration.

Included

- We include all associated labor and miscellaneous electrical materials;
- We include all recycling and disposal fees (dumpster rental).
- We include all lift and equipment rental.
- We include submission of the Certificate of Compliance for EPAct, where applicable.
- Labor warranty applies for 1 year from date of completion. Material warranty based on manufacturer agreement.
- Rebate processing, where applicable, is included.
- Turnkey labor includes all material coordination and processing

Excluded

- In existing fixtures, replacement of non-functioning emergency ballasts would be an additional charge.
- Where required, permit fees would be an additional charge.

Fixture Type	Fixture Quantity	Fixture Description	Labor	Material
A	0	<b>Enclosed and Gasketed Fluorescent:</b> Retrofit 1x4 2-Lamp F48T12 Enclosed SM Fixtures to 2-Lamp F28T8	\$ -	\$ -
C	15	<b>Open Industrial Fluorescent:</b> Retrofit 1x4 Industrial 2-Lamp F40T12 Fixtures to 2-Lamp F28T8	\$ 315.00	\$ 390.15
	14	Retrofit 1x8 2-Lamp F96T12 SM Fixtures to 4-Lamp F28T8 (with kit)	\$ 630.00	\$ 778.98
D	0	<b>Open Industrial HID:</b> Replace existing 400w HID with 2x4 6L F28T8 High Bay	\$ -	\$ -
E	19	<b>Fluorescent Troffer or similar lensed type unit:</b> Retrofit 4-Lamp F40T12 Recessed Fixture to F28T8 4L	\$ 570.00	\$ 783.94
H	0	<b>Other:</b> Install new Emergency Lights In Restrooms	\$ -	\$ -
I	0	<b>Incandescent:</b> Replace Incandescent with 13w CFL	\$ -	\$ -
Control Type	Control Quantity	Control Description	Labor	Material
A	0	Install Corrosion Resistant Wall Occupancy Sensor with PIR technology	\$ -	\$ -
	3	Install Standard Wall Occupancy Sensor with PIR Technology (offices only)	\$ 105.00	\$ 186.77
B	0	Install Corrosion Resistant Fixture Occupancy Sensor with PIR technology	\$ -	\$ -
C	6	Install Standard Ceiling Occupancy Sensor with PIR technology (offices only)	\$ 510.00	\$ 738.23
Mobilization, Lift, Disposal, Recycling and Misc. Material:				\$ 36.38
			<b>Material Cost</b>	<b>\$ 2,894.43</b>
			<b>Labor Cost</b>	<b>\$ 2,130.00</b>
			<b>Total Project Cost:</b>	<b>\$ 5,024.43</b>

Illumetec Corp		Acceptance of this Proposal:	
<i>[Signature]</i>		Kentucky American Water Company	
Signature	<i>[Signature]</i>	Signature	<i>[Signature]</i>
Date	10-5-12	Date	9-28-12
		Title	Operations

Owerton, KY - Northern Division Sewer Plant

Occupancy Type	Description	Required Light Intensity (per IES) Footcandles	Approximate Footcandles	Fixture Count	Sensor Install per area	Current Annual Burn Hours	Current Fixture Watts	Current kWh	Proposed Burn Hours	Proposed Fixture Watts	Proposed kWh	Saved kWh	Consumption Savings
Main Bldg./encasing													
office/ breakroom	Retrofit 4-lamp F40T12 to 4-lamp F28T8	30		10	2	3120	175	5,460	2,184	92	2,009	3,451	\$251.90
lab	Retrofit 4-lamp F40T12 to 4-lamp F28T8	30		3	1	3120	175	3,276	2,184	92	1,206	2,070	\$151.14
restroom	Retrofit 4-lamp F40T12 to 4-lamp F28T8	10		6	1	3120	88	1,638	2,184	92	863	1,035	\$75.57
maintenance room	Retrofit 2-lamp F40T12 to 2-lamp F28T8	10		5	1	3120	88	1,647	2,184	47	1,031	1,031	\$75.50
parts room	Retrofit 2-lamp F40T12 to 2-lamp F28T8	10		3	1	3120	88	824	2,184	47	308	516	\$37.65
chlorine room	Retrofit 2-lamp F40T12 to 2-lamp F28T8	10		5		3120	88	1,647	3120	47	880	768	\$56.03
Maintenance Garage/including maintenance garage													
maintenance garage 3rd bay	Retrofit existing 2-lamp F96T12 to 4-lamp F28T8	10		10	2	3120	142	4,430	2,184	92	2,009	2,421	\$176.74
Office Area/ including -	Retrofit existing 2-lamp F96T12 to 4-lamp F28T8	10		4	1	3120	142	1,772	2,184	92	804	968	\$70.70
office	Leave existing 4-lamp F40T12	30		2		2860	175	1,001	2860	175	1,001	0	\$0.00
office	Leave existing 4-lamp F32T8	30		2		2860	107	612	2860	107	612	0	\$0.00
office	Leave existing 4-lamp F32T8	30		2		2860	107	612	2860	107	612	0	\$0.00
office	Leave existing 4-lamp F32T8	30		2		2860	107	612	2860	107	612	0	\$0.00
restroom/vanity	Leave existing 4-lamp F32T8	10		5		2860	40	572	2860	40	572	0	\$0.00
storage	Leave existing 4-lamp F32T8	10		4		2860	107	1,224	2860	107	1,224	0	\$0.00
storage	Leave existing 4-lamp F32T8	10		2		2860	88	503	2860	88	503	0	\$0.00
storage	Leave existing 2-lamp F40T12	10		4		2860	88	1,007	2860	88	1,007	0	\$0.00
storage	Leave existing 2-lamp F40T12	10		2		2860	88	503	2860	88	503	0	\$0.00
storage	Leave existing 2-lamp F40T12	10		3		2860	150	858	2860	150	858	0	\$0.00
san/well	Leave existing 2-lamp F96T12/HO VT	10		2		2860	175	8,008	2860	175	8,008	0	\$0.00
2nd floor													
office	Leave existing 4-lamp F40T12	30		16		2860	40	1,830	2860	40	1,830	0	\$0.00
restroom	Leave existing 4-lamp F40T12	10		4		2860	175	2,002	2860	175	2,002	0	\$0.00
office	Leave existing 4-lamp F40T12	30		1		2860	175	501	2860	175	501	0	\$0.00
conference room	Leave existing 4-lamp F40T12	10		6		2860	175	3,003	2860	175	3,003	0	\$0.00
back room	Leave existing 4-lamp F40T12	10		1		2860	40	114	2860	40	114	0	\$0.00
restroom	Leave existing 4-lamp F40T12	10		1		2860	40	114	2860	40	114	0	\$0.00
				119	3	2910	2910	43658		2438	31,387	12,261	\$995.03

Summary data below is being provided for customer reference. If specific areas are to be excluded from the scope of work, a revised proposal document will be submitted by Illuminac Corp.

**PROPOSAL SUMMARY FOR ENTIRE FACILITY:**

Total kWh Savings =	12,261	Total Labor and Material Cost =	\$5,024.43
Reduced CO <sub>2</sub> (lbs.) =	18,381	Rebate Estimate =	\$0
Energy Consumption Savings (Annual) =	\$895	Simple Payback (Months) =	66
Avoided Maintenance =	\$125	ROI =	18%



**ESTIMATE FOR LIGHTING ENHANCEMENTS**

Submitted To: David Shaha  
Superintendent, Water Quality and Environmental Compliance  
Kentucky American Water  
2300 Richmond, Rd  
Lexington, Kentucky 40502

RE: **Lighting Retrofit**  
Location: **American Water - 2300 Richmond Rd, Lexington, KY**

We are pleased to present you with the following proposal for your consideration.

- Included
- We include all associated labor and miscellaneous electrical materials.
  - We include all recycling and disposal fees (dumpster rental).
  - We include all lift and equipment rental.
  - We include submission of the Certificate of Compliance for EPCAct, where applicable.
  - Labor warranty applies for 1 year from date of completion. Material warranty based on manufacturer agreement.
  - Rebate processing, where applicable, is included.
  - Turnkey labor includes all material coordination and processing
- Excluded
- In existing fixtures, replacement of non-functioning emergency ballasts would be an additional charge.
  - Where required, permit fees would be an additional charge.

Fixture Type	Fixture Quantity	Description	Labor	Material
A		<b>Enclosed and Gasketed Fluorescent:</b>		
	34	Retrofit 1x4 2-Lamp F40T12 Enclosed SM Fixtures to 2-Lamp F28T8	\$ 714.00	\$ 884.34
	69	Replace existing HID, Incand., or Wrap Style Fixtures with 2-Lamp F28T8 Vapor-Tight	\$ 8,831.00	\$ 7,202.22
C		<b>Open Industrial Fluorescent:</b>		
	25	Retrofit 1x4 Industrial 2-Lamp F40T12 Fixtures to 2-Lamp F28T8	\$ 525.00	\$ 650.25
	37	Retrofit 1x8 2-Lamp F96T12 SM Fixtures to 4-Lamp F28T8 (with kit)	\$ 1,666.00	\$ 2,058.68
	9	Replace Incandescent with 1x4 2-Lamp F28T8 Industrial	\$ 891.00	\$ 545.31
D		<b>Open Industrial HID:</b>		
	18	Replace existing HID with 2x4 4L F28T8 High Bay.	\$ 1,782.00	\$ 2,365.74
	7	Replace existing HID with 1x8 4L F28T8 Strip Fixture	\$ 693.00	\$ 647.92
	20	Replace existing HID with 2x4 recessed Troffer Fixture	\$ 1,340.00	\$ 2,359.60
E		<b>Fluorescent Troffer or similar lensed type unit:</b>		
	21	Retrofit 4-Lamp F40T12 Recessed Fixture to F28T8 4L	\$ 441.00	\$ 866.46
	5	Retrofit 2x4 3 or 4-Lamp F40T12 Recessed Fixture to F28T8 2L (delamp)	\$ 105.00	\$ 180.05
	2	Retrofit 1x4 1-Lamp F40T12 SM Fixtures to 1-Lamp F28T8	\$ 42.00	\$ 43.36
	11	Replace 2x2 F40T12 Recessed Fixture with 2x4 F28T8 2L	\$ 737.00	\$ 1,109.90
	81	Replace 2x2 F832T8 Recessed Fixture with 2x4 F28T8 2L	\$ 5,427.00	\$ 8,172.90
H	2	<b>Other:</b> Replace Existing Incandescent exit sign with new LED sign with Battery Backup	\$ 60.00	\$ 34.38
I		<b>Incandescent:</b>		
	3	Relamp 100w Inc. with 23w CFL	\$ 6.00	\$ 14.82
	16	Relamp 60w Inc. with 13w CFL	\$ 32.00	\$ 75.04
<b>Control Type</b>	<b>Control Quantity</b>	<b>Description</b>	<b>Labor</b>	<b>Material</b>
A	4	Install Corrosion Resistant Wall Occupancy Sensor with PIR technology	\$ 140.00	\$ 323.52
	91	Install Standard Wall Occupancy Sensor with PIR Technology (offices only)	\$ 3,185.00	\$ 5,058.69
	3	Install Standard Wall Occupancy Sensor with Passive Dual Technology (offices only)	\$ 105.00	\$ 198.30
B	140	Install Corrosion Resistant Fixture Occupancy Sensor with PIR technology	\$ 6,300.00	\$ 11,375.00
C	43	Install Standard Ceiling Occupancy Sensor with PIR technology (offices only)	\$ 3,980.00	\$ 5,833.74
		Mobilization, Lift, Disposal, Recycling and Misc. Material:		\$ 7,310.76
			<b>Material Cost</b>	<b>\$ 67,060.97</b>
			<b>Labor Cost</b>	<b>\$ 35,001.00</b>
			<b>Total Project Cost:</b>	<b>\$ 92,061.97</b>

Illumetec Corp		Acceptance of this Proposal:	
Signature	<i>David Weber</i>	Signature	<i>Keith Carter</i>
Date	<u>10-9-12</u>	Title	
		Date	<u>10-09-12</u>



Leighton, KY (Richmond Rd) - Survey Page 1

Occupancy Type	Description	Approximate Footcandles	Fixture Count	Sensor Install per area	Current Annual Burn Hours	Current Fixture Watts	Current kWh	Proposed Burn Hours	Proposed Fixture Watts	Proposed kWh	Saved kWh	Consumption Savings
Main office Bkps./ including - lobby	Leave existing 42W CFL	10	24		2860	42	2,853	2860	42	2,853	0	\$0.00
office	Leave existing 3-lamp F32T8	30	2	1	2860	86	482	2902	86	344	148	\$10.77
office	Leave existing 3-lamp F32T8	30	2	1	2860	86	482	2860	86	482	0	\$0.00
office	Leave existing 3-lamp F32T8	30	2	1	2860	86	482	2002	86	344	148	\$10.77
alcove	Leave existing 3-lamp F32T8	30	2	1	2860	86	482	2002	86	344	148	\$10.77
office	Leave existing 3-lamp F32T8	30	2	1	2860	86	482	2002	86	344	148	\$10.77
office	Leave existing 3-lamp F32T8	30	2	1	2860	86	482	2860	86	482	0	\$0.00
office	Leave existing 3-lamp F32T8	30	2	1	2860	86	482	2860	86	482	0	\$0.00
IT area, common	Leave existing 4-lamp F32T8	10	4	1	2860	107	1,224	2002	62	406	798	\$53.11
IT closet	Replace 2-lamp F840T12 with 2-lamp F28T8 troffer	10	1	1	2860	86	255	2002	47	94	160	\$11.71
IT office	Leave existing 3-lamp F32T8	30	2	1	2860	86	482	2860	86	482	0	\$0.00
IT office	Leave existing 3-lamp F32T8	30	2	1	2860	86	482	2002	86	482	0	\$0.00
conference room	Replace 2-lamp F32T8 with 2-lamp F28T8 troffer	30	6	1	2860	62	1,084	2002	47	585	489	\$38.45
small conference room	Replace 2-lamp F32T8 with 2-lamp F28T8 troffer	30	4	1	2860	62	709	2002	47	378	333	\$24.50
restroom	Leave existing 3-lamp F32T8	10	4	1	2860	86	984	2002	86	689	295	\$21.55
restroom	Leave existing 3-lamp F32T8	10	4	1	2860	86	246	2002	86	172	74	\$5.38
behind lobby	Leave existing 4-lamp F32T8	10	6	1	2860	107	1,836	2002	107	1,285	551	\$40.21
bay window	Leave existing 3-lamp F32T8	10	6	1	2860	86	1,478	2860	86	1,478	0	\$0.00
receptor equipment	Replace existing 100w incandescent with new 4' 2-lamp fixture	10	1	1	2860	100	206	2860	55	157	129	\$9.40
closet	Leave existing 4-lamp F32T8	10	2	1	2860	107	612	2860	107	612	0	\$0.00
common area	Leave existing 4-lamp F32T8	10	12	1	2860	107	3,672	2860	107	3,672	0	\$0.00
common area	Leave existing 2-lamp F32T8	10	3	1	2860	62	532	2860	82	532	0	\$0.00
stairs	Leave existing 1-lamp F180X	10	42		2860	13	1,562	2860	13	1,562	0	\$0.00
2nd floor												
hallway	Leave existing 4-lamp F32T8	10	9		2860	107	2,754	2860	107	2,754	0	\$0.00
lobby	Leave existing 3-lamp F32T8	10	1		2860	86	246	2860	86	246	0	\$0.00
women's restroom	Replace 3-lamp F32T8 with 2-lamp F28T8 troffer	10	9	2	2860	62	1,586	2002	47	847	749	\$54.68
women's restroom mirror	Leave existing 42W CFL	10	2		2860	42	240	2860	42	240	0	\$0.00
restroom	Replace 2-lamp F32T8 with 2-lamp F28T8 troffer	10	2	1	2860	62	355	2002	47	188	166	\$12.15
closets	Relamp existing 60w incandescent with 13w CFL	10	2		2860	60	343	2860	13	74	269	\$18.63
office	Leave existing 3-lamp F32T8	10	4		2860	86	984	2860	86	984	0	\$0.00
office	Leave existing 3-lamp F32T8	10	4		2860	86	246	2002	86	172	74	\$5.38
Kitchen	Relamp existing 60w incandescent with 13w CFL	10	1		2860	60	172	2860	13	37	134	\$9.81
Kitchen closet	Relamp existing 60w incandescent with 13w CFL	10	1		2860	60	172	2860	13	37	134	\$9.81
Kitchen closet	Relamp existing 60w incandescent with 13w CFL	10	1		2860	60	172	2860	13	37	134	\$9.81
corner office	Leave existing 2-lamp F17T8	30	3	1	2860	62	532	2002	62	372	160	\$11.95
corner office	Leave existing 2-lamp F17T8	30	3	1	2860	62	532	2002	62	372	160	\$11.95
corner office closet	Relamp existing 60w incandescent with 13w CFL	10	1		2860	60	172	2860	13	37	134	\$9.81
conference room	Leave existing 28w CFL	10	2	1	2860	26	148	2002	26	104	45	\$3.26
conference room	Leave existing 42W CFL	10	2	1	2860	42	240	2860	42	240	0	\$0.00
office	Leave existing 3-lamp F32T8	30	24		2860	86	5,903	2860	86	5,903	0	\$0.00
office	Leave existing 3-lamp F32T8	30	2		2860	86	482	2860	86	482	0	\$0.00
office	Replace 2-lamp F32T8 with 2-lamp F28T8 troffer	30	1	1	2860	62	177	2860	47	134	43	\$3.13
office	Replace 2-lamp F32T8 with 2-lamp F28T8 troffer	30	4	1	2860	62	709	2860	47	535	172	\$12.53
common area	Leave existing 4-lamp F32T8	10	12		2860	107	3,672	2860	107	3,672	0	\$0.00
office	Leave existing 3-lamp F32T8	30	2		2860	86	482	2860	86	482	0	\$0.00
office	Leave existing 3-lamp F32T8	30	2	1	2860	86	482	2002	86	344	148	\$10.77
file room	Leave existing 3-lamp F32T8	10	4	1	2860	86	482	2002	86	344	148	\$10.77
training room B	Leave existing 4-lamp F32T8	10	4	1	2860	107	1,224	2002	107	857	367	\$28.81
training room A	Leave existing 4-lamp F32T8	10	6	2	2860	107	1,836	2002	107	1,285	551	\$40.21
stairwell	Relamp existing incandescent Est sign with LED Est sign	10	4		2860	62	708	2860	62	708	0	\$0.00
training room B	Relamp existing incandescent Est sign with LED Est sign	10	2		2860	40	228	2860	2	11	217	\$15.87
common area	Leave existing 4-lamp F32T8	10	5		2860	107	1,500	2860	107	1,500	0	\$0.00
kitchen	Replace 2-lamp F32T8 with 2-lamp F28T8 troffer	10	4	1	2860	62	708	2002	47	378	333	\$24.50
booby room	Leave existing 4-lamp F32T8	10	3	1	2860	107	918	2002	107	643	275	\$20.11
men's restroom entrance	Replace 2-lamp F32T8 with 2-lamp F28T8 troffer	10	2	1	2860	62	355	2002	47	188	168	\$12.15
men's restroom	Replace 2-lamp F32T8 with 2-lamp F28T8 troffer	10	2	1	2860	62	355	2002	47	188	168	\$12.15
men's restroom mirror	Leave existing 42W CFL	10	2		2860	42	240	2002	42	168	72	\$5.26
			286	26		4518	5804		4020	4782	7982	\$582.70









Lexington, KY (Richmond Rd) - Survey Page 4

Occupancy Type	Description	Required Light Intensity (per IES) Footcandles	Approximate Footcandles	Fixture Count	Sensor Install per area	Current Annual Burn Hours	Current Fixture Watts	Current kWh	Proposed Burn Hours	Proposed Fixture Watts	Proposed kWh	Saved kWh	Consumption Savings
Production Trailer / including - common area	Retrofit 2-lamp F40T12 to F28T8 (recessed)	10	80	4	1	3120	98	1,098	2184	47	411	688	\$50.20
offices (3)	Retrofit 2-lamp F40T12 to F28T8 (recessed)	30	60	9	3	3120	88	2,471	2184	47	824	1,547	\$112.95
office	Retrofit 2-lamp F40T12 to F28T8 (recessed)	30	60	4	1	3120	88	1,098	2184	47	411	688	\$50.20
copy room	Retrofit 2-lamp F40T12 to F28T8 (recessed)	10	30	2	1	3120	88	549	2184	47	205	344	\$25.10
restroom	Retrofit 2-lamp F40T12 to F28T8	10	10	1	1	3120	88	275	2184	47	103	172	\$12.55
restroom	Retrofit 2-lamp F40T12 to F28T8	10	10	1	1	3120	40	125	2184	13	28	96	\$7.04
Pump Station / including - control room	Retrofit existing 4-lamp F40T12 to 4-lamp F28T8	10	25	3	2	8760	175	4,588	2002	92	553	4,046	\$295.39
control room	Replace 2-lamp F840T12 with 2-lamp F28T8 troffer	10	10	2	1	8760	88	2,313	2002	47	282	2,030	\$148.22
control room	Replace 2-lamp F840T12 with 2-lamp F28T8 troffer	10	10	2	1	8760	88	1,542	2002	47	188	1,354	\$98.81
lab	Retrofit existing 4-lamp F40T12 to 4-lamp F28T8	10	10	6	2	8760	175	9,198	2002	92	1,105	8,093	\$590.78
lab	Leave existing 4-lamp F32T8	10	10	2	1	8760	107	1,875	2002	107	428	1,446	\$105.57
control room	Leave as is PAR 20 flood (diminable)	10	10	8	2	8760	75	5,256	8760	75	5,256	0	\$0.00
entrance	Replace 60w incandescent with 13w CFL	10	10	9	1	8760	60	4,730	8760	13	1,025	3,705	\$270.50
pump room	Replace 400w MH with 4-lamp F28T8 troffer	10	25	16	4	8760	458	64,163	728	92	1,072	63,122	\$4,607.88
bulletin boards	Retrofit existing 1-lamp F40T12 to 1-lamp F28T8	10	10	2	1	8760	51	894	2002	25	100	793	\$57.92
breakroom	Leave existing 4-lamp F32T8	10	140	8	1	8760	107	7,499	2002	107	1,714	5,785	\$422.29
file room	Retrofit existing 2-lamp F40T12 to 2-lamp F28T8	10	10	2	2	8760	88	1,542	1430	47	134	1,407	\$102.74
electrical room	Retrofit existing 2-lamp F40T12 to 2-lamp F28T8 VT	10	10	11	4	8760	88	8,480	728	62	376	8,103	\$591.54
hallway	Leave existing 2-lamp F32T8 VT	10	10	3	1	8760	62	1,629	2002	62	372	1,257	\$91.76
entrance	Leave existing 2-lamp F32T8 VT	10	10	2	1	8760	62	1,086	8760	62	1,086	0	\$0.00
restroom hallway	Replace 2-lamp F840T12 with 2-lamp F28T8 troffer	10	10	1	1	8760	88	771	8760	47	412	359	\$26.22
women's restroom	Replace 2-lamp F840T12 with 2-lamp F28T8 troffer	10	10	3	1	8760	88	2,313	2002	47	282	2,030	\$148.22
women's restroom mirror	Leave existing 23w CFL	10	10	2	1	8760	23	403	2002	23	92	311	\$22.59
men's restroom	Retrofit existing 2-lamp F40T12 to 2-lamp F28T8 VT	10	10	4	1	8760	88	3,084	2002	47	376	2,707	\$187.62
low service room	Replace 400w MH with 4-lamp F28T8 troffer	10	10	4	1	8760	458	16,048	728	92	288	15,760	\$1,151.87
basement	Replace existing 1-lamp F40T12 to 2-lamp F28T8 VT	10	3-20	6	4	8760	51	2,951	728	47	205	2,475	\$180.89
basement	Leave existing 2-lamp F32T8 VT	10	10	1	1	8760	62	543	8760	62	543	0	\$0.00
basement	Replace existing 60w incandescent with 4' 2-lamp F28T8 fixture	10	10	2	1	8760	60	1,051	728	47	68	983	\$71.74
Filter Bldg. / including - dehumidify room	Replace 150w HPS with 4' 2-lamp F28T8 VT fixture	10	10	4	1	8760	188	6,588	728	47	137	6,451	\$470.90
back wash room	Replace existing 2-lamp F40T12 with 2-lamp F28T8 VT fixture	10	10	4	1	8760	88	3,084	728	47	47	2,947	\$215.11
filter hall	Leave existing 4-lamp F32T8 VT	10	40	26	6	8760	107	24,370	728	107	2,005	22,345	\$1,631.19
pipe gallery	Replace 100w HPS with 4' 2-lamp F28T8 VT fixture	10	10	30	25	8760	128	33,638	728	47	1,026	32,612	\$2,380.67
pipe gallery	Remove existing incandescent fixtures	10	10	6	1	8760	60	3,154	728	0	0	3,154	\$230.21
Garage / including - end bay	Retrofit existing 2-lamp F40T12 to 2-lamp F28T8	10	10	2	1	8760	88	1,542	1430	47	134	1,407	\$102.74
2nd bay	Remove existing 150w incandescent fixtures	10	10	3	3	8760	150	3,942	0	0	0	3,942	\$287.77
2nd bay	Retrofit existing 2-lamp F840T12 to 4-lamp F28T8	10	10	4	1	8760	141	4,941	1430	92	526	4,414	\$322.25
3rd bay	Replace existing 150w incandescent with 2-lamp F28T8 fixtures	10	10	6	2	8760	150	7,884	1430	47	403	7,481	\$546.08
garage office	Retrofit existing 4-lamp F40T12 to 4-lamp F28T8	30	30	4	1	8760	175	5,395	2002	92	737	5,395	\$393.85
restroom	Replace 2-lamp F840T12 with 2-lamp F28T8 troffer	10	10	1	1	8760	88	771	2002	47	94	677	\$49.41
garage office	Retrofit existing 4-lamp F40T12 to 4-lamp F28T8	30	30	4	1	8760	175	5,395	2002	92	737	5,395	\$393.85
Sludge Press Bldg. / including - main room	Retrofit existing 4-lamp F40T12 to 2-lamp F28T8 (delamp)	10	10	5	1	8760	175	7,985	2002	92	921	6,744	\$492.32
office	Retrofit existing 2-lamp F96T12 to 4-lamp F28T8 VT	10	50	9	3	8760	141	11,116	2002	92	1,658	9,459	\$690.49
electrical room	Leave existing 2-lamp F32T8 VT	10	10	2	1	8760	62	1,086	2002	62	248	838	\$61.17
electrical room	Replace existing 2-lamp F40T12 with 2-lamp F28T8 VT fixture (missing le	10	10	2	1	8760	88	1,542	8760	47	823	718	\$52.44
electrical room	Retrofit existing 2-lamp F40T12 to 2-lamp F28T8 VT	10	10	4	1	8760	88	3,084	8760	47	1,647	1,437	\$104.87

237

77

27401.4

2580

2327.5

\$17,963.92

Lexington, KY (Richmond Rd) - Survey Page 5

Occupancy Type	Description	Required Light Intensity (per IES) Footcandle	Approximate Footcandle	Fixture Count	Sensor Install per area	Current Annual Burn Hours	Current Fixture Watts	Current kWh	Proposed Burn Hours	Proposed Fixture Watts	Proposed kWh	Saved kWh	Consumption Savings
Chemical Shop, 2 / including -													
bank room 1	Replace 250w MH with 4-lamp F28T8 Hi-bay	10	25	8	7	8760	290	20,323	728	92	586	19,787	\$1,444.48
bank room 2	Replace 150w halogen with 4-lamp F28T8 Hi-bay	10		4	3	8760	150	5,256	728	92	268	4,888	\$394.13
fluoride room	Replace 150w halogen with 2-lamp F28T8 VT	10		4	3	8760	150	5,268	728	47	137	5,119	\$373.70
bank room 3	Replace 150w halogen with 4-lamp F28T8 Hi-bay	10		6	5	8760	150	7,884	728	92	402	7,482	\$546.20
carbon room	Leave as is - explosion proof	10		4		8760	26	911	8760	26	911	0	\$0.00
ammonia room	Leave as is - explosion proof	10		3		8760	100	2,628	8760	26	683	1,945	\$141.96
Chemical Shop, 1 / including -													
caustic soda room	Replace existing 2-lamp F32T8 strip with 2-lamp F28T8 VT fixture	10		9	1	8760	62	4,888	728	62	406	4,482	\$327.18
chlorine feed	Leave existing - explosion proof	10		3		8760	290	7,621	8760	290	7,621	0	\$0.00
basement	Leave existing 2-lamp F32T8 VT	10		3	2	8760	62	1,629	728	47	103	1,527	\$111.45
basement	Replace existing 1-lamp F40T12 VT with 2-lamp F28T8 VT fixture	10		4	3	8760	51	1,787	728	47	137	1,650	\$120.46
basement	Replace existing 2-lamp F40T12 with 2-lamp F28T8 VT fixture	10	2-25	1	1	8760	88	771	728	47	34	737	\$53.78
chlorine room	Leave existing - explosion proof	10		4		8760	280	10,162	8760	280	10,162	0	\$0.00
				53	25		1709	69116		1158	21400	47717	\$3,463.33

Summary data below is being provided for customer reference. If specific areas are to be excluded from the scope of work, a revised proposal document will be submitted by Illuminix Corp.

**PROPOSAL SUMMARY FOR ENTIRE FACILITY:**

Total kWh Savings =	345,050	Total Labor and Material Cost =	\$92,061.97
Reduced CO <sub>2</sub> (lbs.) =	519,075	Rebate Estimate =	\$0
Energy Consumption Savings (Annual) =	\$25,262	Simple Payback (Months) =	43
Avoided Maintenance =	\$2,302	ROI =	28%



**Statement of Work**  
**Richmond Rd. Chemical Building 1**

**Purchaser:** KY American Water  
2300 Richmond Rd.  
Lexington, KY 40502

**Intent:** In an effort to reduce energy consumption and increase light levels, it is Illumetek's intent to replace or retrofit the existing lighting system and install a technologically advanced system utilizing a state of the art fixture, lamp/ballast combination and, wherever possible, occupancy sensors.

**Scope of Work:**  
**Illumetek intends to provide all lifts, tools and material necessary to complete the following:**

**Chemical Building 1:**  
Replace (14) fluorescent fixtures with 2-lamp vapor tight fixtures with F28T8 lamps and high efficiency ballasts.

**Occupancy Sensors:**  
Sensor Switch wall-, ceiling-, and fixture-mounted sensors will be utilized wherever possible throughout. Using PIR (passive infrared technology), fixtures will operate only when changes are detected in areas lit by each fixture. Where appropriate, sensors with Dual Technology (capable of also recognizing noises typical of human activity) will be used. When installed in the facility operations and maintenance areas, sensors will provide for low temperature/high humidity conditions. The inclusion of occupancy sensors to the scope allows for a maximum return on investment and continued kWh saved throughout the life of the project.

**General Guidelines:**  
Project will be coordinated (including hours of work) through the facility manager and will be completed in a timely manner.

At the end of each work cycle, work area shall be cleaned of all debris and all material, tools and lifts will be stored in an area so as not to interfere with normal operations.

All fixtures will be disposed of in an EPA compliant manner.

**Total Installed Price (Labor, Material, Recycling, & Equipment):      \$4,203.08**

**Statement of Work**  
**Richmond Rd. Chemical Building 2**

**Purchaser:** KY American Water  
2300 Richmond Rd.  
Lexington, KY 40502

**Intent:** In an effort to reduce energy consumption and increase light levels, it is Illumetek's intent to replace or retrofit the existing lighting system and install a technologically advanced system utilizing a state of the art fixture, lamp/ballast combination and, wherever possible, occupancy sensors.

**Scope of Work:**  
**Illumetek intends to provide all lifts, tools and material necessary to complete the following:**

**Chemical Building 2:**

Replace (18) HID & halogen fixtures with 4-lamp Hi-Bay fixtures with F28T8 lamps and high efficiency ballasts. Replace (5) fluorescent fixtures with 2-lamp vapor tight fixtures with F28T8 lamps and high efficiency ballasts.

**Occupancy Sensors:**

Sensor Switch wall-, ceiling-, and fixture-mounted sensors will be utilized wherever possible throughout. Using PIR (passive infrared technology), fixtures will operate only when changes are detected in areas lit by each fixture. Where appropriate, sensors with Dual Technology (capable of also recognizing noises typical of human activity) will be used. When installed in the facility operations and maintenance areas, sensors will provide for low temperature/high humidity conditions. The inclusion of occupancy sensors to the scope allows for a maximum return on investment and continued kWh saved throughout the life of the project.

**General Guidelines:**

Project will be coordinated (including hours of work) through the facility manager and will be completed in a timely manner.

At the end of each work cycle, work area shall be cleaned of all debris and all material, tools and lifts will be stored in an area so as not to interfere with normal operations.

All fixtures will be disposed of in an EPA compliant manner.

**Total Installed Price (Labor, Material, Recycling, & Equipment):      \$7,404.29**

**Statement of Work**  
**Richmond Rd. Distribution Area – Distribution Garage**

**Purchaser:** KY American Water  
 2300 Richmond Rd.  
 Lexington, KY 40502

**Intent:** In an effort to reduce energy consumption and increase light levels, it is Illumetek's intent to replace or retrofit the existing lighting system and install a technologically advanced system utilizing a state of the art fixture, lamp/ballast combination and, wherever possible, occupancy sensors.

**Scope of Work:**  
*Illumetek intends to provide all lifts, tools and material necessary to complete the following:*

***Distribution Area – Distribution Garage:***

Replace (6) HID / Incandescent fixtures with 4-lamp strip fixtures with F28T8 lamps and high efficiency ballasts.

***Occupancy Sensors:***

Sensor Switch wall-, ceiling-, and fixture-mounted sensors will be utilized wherever possible throughout. Using PIR (passive infrared technology), fixtures will operate only when changes are detected in areas lit by each fixture. Where appropriate, sensors with Dual Technology (capable of also recognizing noises typical of human activity) will be used. When installed in the facility operations and maintenance areas, sensors will provide for low temperature/high humidity conditions. The inclusion of occupancy sensors to the scope allows for a maximum return on investment and continued kWh saved throughout the life of the project.

***General Guidelines:***

Project will be coordinated (including hours of work) through the facility manager and will be completed in a timely manner.

At the end of each work cycle, work area shall be cleaned of all debris and all material, tools and lifts will be stored in an area so as not to interfere with normal operations.

All fixtures will be disposed of in an EPA compliant manner.

**Total Installed Price (Labor, Material, Recycling, & Equipment):      \$2,093.48**



**Statement of Work**  
**Richmond Rd. Distribution Area – Main Garage**

**Purchaser:** KY American Water  
 2300 Richmond Rd.  
 Lexington, KY 40502

**Intent:** In an effort to reduce energy consumption and increase light levels, it is Illumetek's intent to replace or retrofit the existing lighting system and install a technologically advanced system utilizing a state of the art fixture, lamp/ballast combination and, wherever possible, occupancy sensors.

**Scope of Work:**

**Illumetek intends to provide all lifts, tools and material necessary to complete the following:**

**Main Garage:**

Replace (4) 2-lamp FB32T8 2x2 fixtures with F28T8 2-lamp troffers.

**Occupancy Sensors:**

Sensor Switch wall-, ceiling-, and fixture-mounted sensors will be utilized wherever possible throughout. Using PIR (passive infrared technology), fixtures will operate only when changes are detected in areas lit by each fixture. Where appropriate, sensors with Dual Technology (capable of also recognizing noises typical of human activity) will be used. When installed in the facility operations and maintenance areas, sensors will provide for low temperature/high humidity conditions. The inclusion of occupancy sensors to the scope allows for a maximum return on investment and continued kWh saved throughout the life of the project.

**General Guidelines:**

Project will be coordinated (including hours of work) through the facility manager and will be completed in a timely manner.

At the end of each work cycle, work area shall be cleaned of all debris and all material, tools and lifts will be stored in an area so as not to interfere with normal operations.

All fixtures will be disposed of in an EPA compliant manner.

**Total Installed Price (Labor, Material, Recycling, & Equipment):      \$6,550.93**

**Statement of Work**  
**Richmond Rd. Distribution Area – Meter Storage Garage**

**Purchaser:** KY American Water  
2300 Richmond Rd.  
Lexington, KY 40502

**Intent:** In an effort to reduce energy consumption and increase light levels, it is Illumetek's intent to replace or retrofit the existing lighting system and install a technologically advanced system utilizing a state of the art fixture, lamp/ballast combination and, wherever possible, occupancy sensors.

**Scope of Work:**

***Illumetek intends to provide all lifts, tools and material necessary to complete the following:***

***DC Area – Meter Storage Garage:***

Replace (2) HID fixtures with 4-lamp industrial fixtures with F28T8 lamps and high efficiency ballasts. Retrofit with kit (13) 2-lamp F96T12 1x8 fixture with F28T8 lamps and high efficiency ballast.

***Occupancy Sensors:***

Sensor Switch wall-, ceiling-, and fixture-mounted sensors will be utilized wherever possible throughout. Using PIR (passive infrared technology), fixtures will operate only when changes are detected in areas lit by each fixture. Where appropriate, sensors with Dual Technology (capable of also recognizing noises typical of human activity) will be used. When installed in the facility operations and maintenance areas, sensors will provide for low temperature/high humidity conditions. The inclusion of occupancy sensors to the scope allows for a maximum return on investment and continued kWh saved throughout the life of the project.

***General Guidelines:***

Project will be coordinated (including hours of work) through the facility manager and will be completed in a timely manner.

At the end of each work cycle, work area shall be cleaned of all debris and all material, tools and lifts will be stored in an area so as not to interfere with normal operations.

All fixtures will be disposed of in an EPA compliant manner.

**Total Installed Price (Labor, Material, Recycling, & Equipment):      \$3,269.86**

**Statement of Work**  
**Richmond Rd. Distribution Area – Offices**

**Purchaser:** KY American Water  
2300 Richmond Rd.  
Lexington, KY 40502

**Intent:** In an effort to reduce energy consumption and increase light levels, it is Illumetek's intent to replace or retrofit the existing lighting system and install a technologically advanced system utilizing a state of the art fixture, lamp/ballast combination and, wherever possible, occupancy sensors.

**Scope of Work:**

**Illumetek intends to provide all lifts, tools and material necessary to complete the following:**

**Occupancy Sensors:**

Sensor Switch wall-, ceiling-, and fixture-mounted sensors will be utilized wherever possible throughout. Using PIR (passive infrared technology), fixtures will operate only when changes are detected in areas lit by each fixture. Where appropriate, sensors with Dual Technology (capable of also recognizing noises typical of human activity) will be used. When installed in the facility operations and maintenance areas, sensors will provide for low temperature/high humidity conditions. The inclusion of occupancy sensors to the scope allows for a maximum return on investment and continued kWh saved throughout the life of the project.

**General Guidelines:**

Project will be coordinated (including hours of work) through the facility manager and will be completed in a timely manner.

At the end of each work cycle, work area shall be cleaned of all debris and all material, tools and lifts will be stored in an area so as not to interfere with normal operations.

All fixtures will be disposed of in an EPA compliant manner.

**Total Installed Price (Labor, Material, Recycling, & Equipment):      \$1,094.19**

**Statement of Work**  
**Richmond Rd. Distribution Area – Stock Building**

**Purchaser:** KY American Water  
2300 Richmond Rd.  
Lexington, KY 40502

**Intent:** In an effort to reduce energy consumption and increase light levels, it is Illumetek's intent to replace or retrofit the existing lighting system and install a technologically advanced system utilizing a state of the art fixture, lamp/ballast combination and, wherever possible, occupancy sensors.

**Scope of Work:**  
**Illumetek intends to provide all lifts, tools and material necessary to complete the following:**

**Occupancy Sensors:**

Sensor Switch wall-, ceiling-, and fixture-mounted sensors will be utilized wherever possible throughout. Using PIR (passive infrared technology), fixtures will operate only when changes are detected in areas lit by each fixture. Where appropriate, sensors with Dual Technology (capable of also recognizing noises typical of human activity) will be used. When installed in the facility operations and maintenance areas, sensors will provide for low temperature/high humidity conditions. The inclusion of occupancy sensors to the scope allows for a maximum return on investment and continued kWh saved throughout the life of the project.

**General Guidelines:**

Project will be coordinated (including hours of work) through the facility manager and will be completed in a timely manner.

At the end of each work cycle, work area shall be cleaned of all debris and all material, tools and lifts will be stored in an area so as not to interfere with normal operations.

All fixtures will be disposed of in an EPA compliant manner.

**Total Installed Price (Labor, Material, Recycling, & Equipment):      \$3,404.77**

**Statement of Work**  
**Richmond Rd. Distribution Area – Mule Barn**

**Purchaser:** KY American Water  
2300 Richmond Rd.  
Lexington, KY 40502

**Intent:** In an effort to reduce energy consumption and increase light levels, it is Illumetek's intent to replace or retrofit the existing lighting system and install a technologically advanced system utilizing a state of the art fixture, lamp/ballast combination and, wherever possible, occupancy sensors.

**Scope of Work:**  
**Illumetek intends to provide all lifts, tools and material necessary to complete the following:**

***Distribution Area – Mule Barn:***

Retrofit (2) F40T12 fixtures with F28T8 lamps and high efficiency ballast. Retrofit with kit (8) 2-lamp F96T12 1x8 fixture with F28T8 lamps and high efficiency ballast.

***Throughout all areas:***

Replace 65-100w incandescent fixtures with 13-23w compact fluorescents.

***Occupancy Sensors:***

Sensor Switch wall-, ceiling-, and fixture-mounted sensors will be utilized wherever possible throughout. Using PIR (passive infrared technology), fixtures will operate only when changes are detected in areas lit by each fixture. Where appropriate, sensors with Dual Technology (capable of also recognizing noises typical of human activity) will be used. When installed in the facility operations and maintenance areas, sensors will provide for low temperature/high humidity conditions. The inclusion of occupancy sensors to the scope allows for a maximum return on investment and continued kWh saved throughout the life of the project.

***General Guidelines:***

Project will be coordinated (including hours of work) through the facility manager and will be completed in a timely manner.

At the end of each work cycle, work area shall be cleaned of all debris and all material, tools and lifts will be stored in an area so as not to interfere with normal operations.

All fixtures will be disposed of in an EPA compliant manner.

**Total Installed Price (Labor, Material, Recycling, & Equipment):      \$981.49**

**Statement of Work**  
**Richmond Rd. Distribution Area – North Basin Electrical Room**

**Purchaser:** KY American Water  
 2300 Richmond Rd.  
 Lexington, KY 40502

**Intent:** In an effort to reduce energy consumption and increase light levels, it is Illumetek's intent to replace or retrofit the existing lighting system and install a technologically advanced system utilizing a state of the art fixture, lamp/ballast combination and, wherever possible, occupancy sensors.

**Scope of Work:**

**Illumetek intends to provide all lifts, tools and material necessary to complete the following:**

**Distribution Area – North Basin Electric:**

Retrofit (4) F40T12 VT fixtures with F28T8 lamps and high efficiency ballast.

**Occupancy Sensors:**

Sensor Switch wall-, ceiling-, and fixture-mounted sensors will be utilized wherever possible throughout. Using PIR (passive infrared technology), fixtures will operate only when changes are detected in areas lit by each fixture. Where appropriate, sensors with Dual Technology (capable of also recognizing noises typical of human activity) will be used. When installed in the facility operations and maintenance areas, sensors will provide for low temperature/high humidity conditions. The inclusion of occupancy sensors to the scope allows for a maximum return on investment and continued kWh saved throughout the life of the project.

**General Guidelines:**

Project will be coordinated (including hours of work) through the facility manager and will be completed in a timely manner.

At the end of each work cycle, work area shall be cleaned of all debris and all material, tools and lifts will be stored in an area so as not to interfere with normal operations.

All fixtures will be disposed of in an EPA compliant manner.

**Total Installed Price (Labor, Material, Recycling, & Equipment):      \$206.44**

**Statement of Work**  
**Richmond Rd. Distribution Area – Old Lime House**

**Purchaser:** KY American Water  
2300 Richmond Rd.  
Lexington, KY 40502

**Intent:** In an effort to reduce energy consumption and increase light levels, it is Illumetek's intent to replace or retrofit the existing lighting system and install a technologically advanced system utilizing a state of the art fixture, lamp/ballast combination and, wherever possible, occupancy sensors.

**Scope of Work:**  
**Illumetek intends to provide all lifts, tools and material necessary to complete the following:**

**Distribution Area – Old Lime House:**

Retrofit (5) F40T12 VT fixtures with F28T8 lamps and high efficiency ballast. Retrofit with kit (8) 2-lamp F96T12 1x8 fixture with F28T8 lamps and high efficiency ballast.

**Occupancy Sensors:**

Sensor Switch wall-, ceiling-, and fixture-mounted sensors will be utilized wherever possible throughout. Using PIR (passive infrared technology), fixtures will operate only when changes are detected in areas lit by each fixture. Where appropriate, sensors with Dual Technology (capable of also recognizing noises typical of human activity) will be used. When installed in the facility operations and maintenance areas, sensors will provide for low temperature/high humidity conditions. The inclusion of occupancy sensors to the scope allows for a maximum return on investment and continued kWh saved throughout the life of the project.

**General Guidelines:**

Project will be coordinated (including hours of work) through the facility manager and will be completed in a timely manner.

At the end of each work cycle, work area shall be cleaned of all debris and all material, tools and lifts will be stored in an area so as not to interfere with normal operations.

All fixtures will be disposed of in an EPA compliant manner.

**Total Installed Price (Labor, Material, Recycling, & Equipment):      \$258.00**

**Statement of Work**  
**Richmond Rd. Distribution Area – South Basin Electric Room**

**Purchaser:** KY American Water  
 2300 Richmond Rd.  
 Lexington, KY 40502

**Intent:** In an effort to reduce energy consumption and increase light levels, it is Illumetek's intent to replace or retrofit the existing lighting system and install a technologically advanced system utilizing a state of the art fixture, lamp/ballast combination and, wherever possible, occupancy sensors.

**Scope of Work:**

**Illumetek intends to provide all lifts, tools and material necessary to complete the following:**

**Distribution Area – North Basin Electric:**

Retrofit (10) F40T12 VT fixtures with F28T8 lamps and high efficiency ballast.

**Occupancy Sensors:**

Sensor Switch wall-, ceiling-, and fixture-mounted sensors will be utilized wherever possible throughout. Using PIR (passive infrared technology), fixtures will operate only when changes are detected in areas lit by each fixture. Where appropriate, sensors with Dual Technology (capable of also recognizing noises typical of human activity) will be used. When installed in the facility operations and maintenance areas, sensors will provide for low temperature/high humidity conditions. The inclusion of occupancy sensors to the scope allows for a maximum return on investment and continued kWh saved throughout the life of the project.

**General Guidelines:**

Project will be coordinated (including hours of work) through the facility manager and will be completed in a timely manner.

At the end of each work cycle, work area shall be cleaned of all debris and all material, tools and lifts will be stored in an area so as not to interfere with normal operations.

All fixtures will be disposed of in an EPA compliant manner.

**Total Installed Price (Labor, Material, Recycling, & Equipment):      \$516.11**



**Statement of Work**  
**Richmond Rd. Filter Building**

**Purchaser:** KY American Water  
2300 Richmond Rd.  
Lexington, KY 40502

**Intent:** In an effort to reduce energy consumption and increase light levels, it is Illumetek's intent to replace or retrofit the existing lighting system and install a technologically advanced system utilizing a state of the art fixture, lamp/ballast combination and, wherever possible, occupancy sensors.

**Scope of Work:**  
*Illumetek intends to provide all lifts, tools and material necessary to complete the following:*

***Filter Building:***

Replace (44) HID, halogen, and fluorescent fixtures with 2-lamp vapor tight fixtures with F28T8 lamps and high efficiency ballasts.

***Occupancy Sensors:***

Sensor Switch wall-, ceiling-, and fixture-mounted sensors will be utilized wherever possible throughout. Using PIR (passive infrared technology), fixtures will operate only when changes are detected in areas lit by each fixture. Where appropriate, sensors with Dual Technology (capable of also recognizing noises typical of human activity) will be used. When installed in the facility operations and maintenance areas, sensors will provide for low temperature/high humidity conditions. The inclusion of occupancy sensors to the scope allows for a maximum return on investment and continued kWh saved throughout the life of the project.

***General Guidelines:***

Project will be coordinated (including hours of work) through the facility manager and will be completed in a timely manner.

At the end of each work cycle, work area shall be cleaned of all debris and all material, tools and lifts will be stored in an area so as not to interfere with normal operations.

All fixtures will be disposed of in an EPA compliant manner.

**Total Installed Price (Labor, Material, Recycling, & Equipment):      \$14,961.33**

**Statement of Work**  
**Richmond Rd. Garage**

**Purchaser:** KY American Water  
2300 Richmond Rd.  
Lexington, KY 40502

**Intent:** In an effort to reduce energy consumption and increase light levels, it is Illumetek's intent to replace or retrofit the existing lighting system and install a technologically advanced system utilizing a state of the art fixture, lamp/ballast combination and, wherever possible, occupancy sensors.

**Scope of Work:**  
**Illumetek intends to provide all lifts, tools and material necessary to complete the following:**

**Garage:**  
Replace (9) halogen fixtures with (6) 2-lamp industrial fixtures with F28T8 lamps and high efficiency ballasts. Retrofit (15) F40T12 fixtures with F28T8 lamps and high efficiency ballast. Replace (1) 2-lamp FB40T12 2x2 fixtures with F28T8 2-lamp troffers. Retrofit with kit (4) 2-lamp F96T12 1x8 fixtures with F28T8 lamps and high efficiency ballast.

**Throughout all areas:**  
Replace 65-100w incandescent fixtures with 13-23w compact fluorescents.

**Occupancy Sensors:**  
Sensor Switch wall-, ceiling-, and fixture-mounted sensors will be utilized wherever possible throughout. Using PIR (passive infrared technology), fixtures will operate only when changes are detected in areas lit by each fixture. Where appropriate, sensors with Dual Technology (capable of also recognizing noises typical of human activity) will be used. When installed in the facility operations and maintenance areas, sensors will provide for low temperature/high humidity conditions. The inclusion of occupancy sensors to the scope allows for a maximum return on investment and continued kWh saved throughout the life of the project.

**General Guidelines:**  
Project will be coordinated (including hours of work) through the facility manager and will be completed in a timely manner.

At the end of each work cycle, work area shall be cleaned of all debris and all material, tools and lifts will be stored in an area so as not to interfere with normal operations.

All fixtures will be disposed of in an EPA compliant manner.

**Total Installed Price (Labor, Material, Recycling, & Equipment):      \$3,952.45**

**Statement of Work**  
**Richmond Rd. Pump Station**

**Purchaser:** KY American Water  
2300 Richmond Rd.  
Lexington, KY 40502

**Intent:** In an effort to reduce energy consumption and increase light levels, it is Illumetek's intent to replace or retrofit the existing lighting system and install a technologically advanced system utilizing a state of the art fixture, lamp/ballast combination and, wherever possible, occupancy sensors.

**Scope of Work:**

**Illumetek intends to provide all lifts, tools and material necessary to complete the following:**

**Pump Station:**

Retrofit (27) F40T12 fixtures with F28T8 lamps and high efficiency ballast. Replace (9) 2-lamp FB40T12 2x2 fixtures with F28T8 2-lamp troffers. Replace (2) incandescent and existing fluorescent fixtures with new fixture with F28T8 lamps and high efficiency ballast. Replace (20) HID & halogen fixtures with 4-lamp troffer fixtures with F28T8 lamps and high efficiency ballasts.

**Throughout all areas:**

Replace 65-100w incandescent fixtures with 13-23w compact fluorescents.

**Occupancy Sensors:**

Sensor Switch wall-, ceiling-, and fixture-mounted sensors will be utilized wherever possible throughout. Using PIR (passive infrared technology), fixtures will operate only when changes are detected in areas lit by each fixture. Where appropriate, sensors with Dual Technology (capable of also recognizing noises typical of human activity) will be used. When installed in the facility operations and maintenance areas, sensors will provide for low temperature/high humidity conditions. The inclusion of occupancy sensors to the scope allows for a maximum return on investment and continued kWh saved throughout the life of the project.

**General Guidelines:**

Project will be coordinated (including hours of work) through the facility manager and will be completed in a timely manner.

At the end of each work cycle, work area shall be cleaned of all debris and all material, tools and lifts will be stored in an area so as not to interfere with normal operations.

All fixtures will be disposed of in an EPA compliant manner.

**Total Installed Price (Labor, Material, Recycling, & Equipment):      \$10,400.81**

**Statement of Work**  
**Richmond Rd. Sludge Press Building**

**Purchaser:** KY American Water  
2300 Richmond Rd.  
Lexington, KY 40502

**Intent:** In an effort to reduce energy consumption and increase light levels, it is Illumetek's intent to replace or retrofit the existing lighting system and install a technologically advanced system utilizing a state of the art fixture, lamp/ballast combination and, wherever possible, occupancy sensors.

**Scope of Work:**  
**Illumetek intends to provide all lifts, tools and material necessary to complete the following:**

**Sludge Press Building:**

Replace (2) fluorescent fixtures with 2-lamp vapor tight fixtures with F28T8 lamps and high efficiency ballasts (missing lens). Retrofit (4) 2-lamp F40T12 1x4 fixtures with F28T8 lamps and high efficiency ballast. Retrofit with kit (9) 2-lamp F96T12 1x8 fixture with F28T8 lamps and high efficiency ballast.

**Occupancy Sensors:**

Sensor Switch wall-, ceiling-, and fixture-mounted sensors will be utilized wherever possible throughout. Using PIR (passive infrared technology), fixtures will operate only when changes are detected in areas lit by each fixture. Where appropriate, sensors with Dual Technology (capable of also recognizing noises typical of human activity) will be used. When installed in the facility operations and maintenance areas, sensors will provide for low temperature/high humidity conditions. The inclusion of occupancy sensors to the scope allows for a maximum return on investment and continued kWh saved throughout the life of the project.

**General Guidelines:**

Project will be coordinated (including hours of work) through the facility manager and will be completed in a timely manner.

At the end of each work cycle, work area shall be cleaned of all debris and all material, tools and lifts will be stored in an area so as not to interfere with normal operations.

All fixtures will be disposed of in an EPA compliant manner.

**Total Installed Price (Labor, Material, Recycling, & Equipment):      \$4,327.47**

**Statement of Work**  
**Richmond Rd. Main Building**

**Purchaser:** KY American Water  
2300 Richmond Rd.  
Lexington, KY 40502

**Intent:** In an effort to reduce energy consumption and increase light levels, it is Illumetek's intent to replace or retrofit the existing lighting system and install a technologically advanced system utilizing a state of the art fixture, lamp/ballast combination and, wherever possible, occupancy sensors.

**Scope of Work:**

**Illumetek intends to provide all lifts, tools and material necessary to complete the following:**

**Main Building:**

Replace (2) incandescent exit signs with new LED signs with battery backup. Retrofit (1) 2-lamp F40T12 1x4 fixtures with F28T8 lamps and high efficiency ballast. Replace (1) 2-lamp FB40T12 2x2 fixtures and (77) 2-lamp FB32T8 2x2 fixtures with F28T8 2-lamp troffers. Retrofit with kit (3) 2-lamp F96T12 1x8 fixture with F28T8 lamps and high efficiency ballast. Replace (1) 100w incandescent with new fixture with F28T8 lamps and high efficiency ballast.

**Throughout all areas:**

Replace 65-100w incandescent fixtures with 13-23w compact fluorescents.

**Occupancy Sensors:**

Sensor Switch wall-, ceiling-, and fixture-mounted sensors will be utilized wherever possible throughout. Using PIR (passive infrared technology), fixtures will operate only when changes are detected in areas lit by each fixture. Where appropriate, sensors with Dual Technology (capable of also recognizing noises typical of human activity) will be used. When installed in the facility operations and maintenance areas, sensors will provide for low temperature/high humidity conditions. The inclusion of occupancy sensors to the scope allows for a maximum return on investment and continued kWh saved throughout the life of the project.

**General Guidelines:**

Project will be coordinated (including hours of work) through the facility manager and will be completed in a timely manner.

At the end of each work cycle, work area shall be cleaned of all debris and all material, tools and lifts will be stored in an area so as not to interfere with normal operations.

All fixtures will be disposed of in an EPA compliant manner.

**Total Installed Price (Labor, Material, Recycling, & Equipment):      \$26,514.52**

**Statement of Work**  
**Richmond Rd. Production Trailer**

**Purchaser:** KY American Water  
2300 Richmond Rd.  
Lexington, KY 40502

**Intent:** In an effort to reduce energy consumption and increase light levels, it is Illumetek's intent to replace or retrofit the existing lighting system and install a technologically advanced system utilizing a state of the art fixture, lamp/ballast combination and, wherever possible, occupancy sensors.

**Scope of Work:**  
**Illumetek intends to provide all lifts, tools and material necessary to complete the following:**

**Production Trailer:**  
Retrofit (20) 2-lamp F40T12 1x4 fixtures with F28T8 lamps and high efficiency ballast.

**Throughout all areas:**  
Replace 65-100w incandescent fixtures with 13-23w compact fluorescents.

**Occupancy Sensors:**  
Sensor Switch wall-, ceiling-, and fixture-mounted sensors will be utilized wherever possible throughout. Using PIR (passive infrared technology), fixtures will operate only when changes are detected in areas lit by each fixture. Where appropriate, sensors with Dual Technology (capable of also recognizing noises typical of human activity) will be used. When installed in the facility operations and maintenance areas, sensors will provide for low temperature/high humidity conditions. The inclusion of occupancy sensors to the scope allows for a maximum return on investment and continued kWh saved throughout the life of the project.

**General Guidelines:**  
Project will be coordinated (including hours of work) through the facility manager and will be completed in a timely manner.

At the end of each work cycle, work area shall be cleaned of all debris and all material, tools and lifts will be stored in an area so as not to interfere with normal operations.

All fixtures will be disposed of in an EPA compliant manner.

**Total Installed Price (Labor, Material, Recycling, & Equipment):      \$1,922.76**

## Statement of Work and Price per Building - Kentucky American Water Richmond Rd.

	Area	Total Price per Building
1)	Chemical Building 1	\$4,203.08
2)	Chemical Building 2	\$7,404.29
3)	Distribution Area - Distribution Garage	\$2,093.48
4)	Distribution Area - Main Garage	\$6,550.93
5)	Distribution Area - Meter Storage Garage	\$3,269.86
6)	Distribution Area - Offices	\$1,094.19
7)	Distribution Area - Stock Building	\$3,404.77
8)	Distribution Area - Mule Barn	\$981.49
9)	Distribution Area - North Basin Electrical Room	\$206.44
10)	Distribution Area - Old Lime House	\$258.00
11)	Distribution Area - South Basin Electrical Room	\$516.11
12)	Filter Building	\$14,961.33
13)	Garage	\$3,952.45
14)	Pump Station	\$10,400.81
15)	Sludge Press Building	\$4,327.47
16)	Main Building	\$26,514.52
17)	Production Trailer	\$1,922.76
	<b>Total</b>	<b>\$92,061.97</b>



**ESTIMATE FOR LIGHTING ENHANCEMENTS**

**Submitted To:** David Shehee  
 Superintendent, Water Quality and Environmental Compliance  
 Kentucky American Water  
 2300 Richmond, Rd.  
 Lexington, Kentucky 40502

**RE:** Lighting Retrofit / Additional sensors.  
**Location:** American Water - 2300 Richmond Rd, Lexington, KY

We are pleased to present you with the following proposal for your consideration.

**Included**

- We include all associated labor and miscellaneous electrical materials.
- We include all recycling and disposal fees (dumpster rental).
- We include all lift and equipment rental.
- We include submission of the Certificate of Compliance for EPAAct, where applicable.
- Labor warranty applies for 1 year from date of completion. Material warranty based on manufacturer agreement.
- Rebate processing, where applicable, is included.
- Turnkey labor includes all material coordination and processing

**Excluded**

- In existing fixtures, replacement of non-functioning emergency ballasts would be an additional charge.
- Where required, permit fees would be an additional charge.

<u>Fixture Type</u>	<u>Quantity</u>	<u>Description</u>	<u>Labor</u>	<u>Material</u>
<u>Control Type</u>	<u>Quantity</u>	<u>Description</u>	<u>Labor</u>	<u>Material</u>
A	20	Install Standard Ceiling Occupany Sensor with PIR technology (offices only)	\$ 1,851.20	\$ 2,620.20
B	10	Retrofit 1x4 2-Lamp F40T12 Enclosed SM Fixtures to 2-Lamp F28T8	\$ 210.00	\$ 260.10
		Mobilization, Lift, Disposal, Recycling and Misc. Material:		\$ 200.00
			<b>Material Cost</b>	<b>\$ 3,080.30</b>
			<b>Labor Cost</b>	<b>\$ 2,061.20</b>
			<b>Total Project Cost:</b>	<b>\$ 5,341.50</b>

Acceptance of this Proposal:	
Illumetek Corp  _____ Signature  _____ Date	Kentucky American Water Company  _____ Signature                      Title  _____ Date





Kentucky American Water  
Energy Audit  
March 2012

## 1. Education-

- Presentation to staff about the importance of saving energy.
  - Hopefully by teaching your staff to turn off the lights at work, it will translate to their habits at home. Also, if we teach people why it is important to save energy, it will make give them a claim to the program.
  - Incorporate reminders above lights switches to turn off the light.
  - Include reminders in emails, newsletters and staff meetings to keep people informed and reminded.
  - Encourage staff to turn off power strips when done using their computers. Turning off the power strip will cut all energy being pulled from the outlet.
  - Make sure to include all departments on the Green Team.
- Lighting
  - Have staff, especially small offices, use task lighting. If each office has a lamp, with a CFL, it will reduce the energy usage by not using the overhead lighting.
  - Remove individual lights from overhead lighting. Instead of having all four bulbs in, only allow two bulbs per fixture. It will still cast plenty of light without using too much energy.
  - Use as much natural lighting as possible. Your facility is lucky to have plenty of windows. If it is a bright, clear day, make sure to encourage staff to use natural lighting.
  - Make sure all light switches are able to be accessed by staff. While walking throughout the building, there were areas that did not have light switches readily available to staff.
  - Make sure lights are turned off at night. There were areas of the building that stayed light throughout the evening. If there is an area that needs light for security purposes, try and reduce the amount of lights turned on.
  - Use sensors in rooms that are not frequently used. (Bathrooms, Laboratories, conference rooms)
  - Consider changing light fixtures out in machine rooms. The high pressure sodium lights take a long time to heat up and turn on and cost more than regular CFL. Consider changing lights to LED, they are instantaneous and use far less energy.
  - Install LED exit signs.
  - Try and have outside lights on motion sensors.
- HVAC
  - Encourage employees to leave their space heaters at home. If they need space heaters, encourage them to only use them during winter.

- Some space heaters were being used during the summer when the AC is turned on.
- Encourage employees to set temperature where all staff is comfortable.
  - Windows were open with the heat on.
- Maintain a HVAC system with tune ups and filters changes. Also, make sure that all HVAC vents are working. Some vents were not putting out any area. That creates an uncomfortable area for employees and adds stress to the HVAC system.
- Sign up for the Demand Conservation program through Kentucky Utilities.  
<http://www.lge-ku.com/dc/default.asp>
- Land Conservation
  - NRCS: Charles Farmer ,Lead District Conservationist  
(859) 254-5806 ext 3
    - He should have information about different programs that could assist with native grass plantings.
  - Contact the local Reforest the Bluegrass Chapter to see if your property could be a potential for Reforest the Bluegrass
    - If that is not possible, work with local organizations to donate seedlings for your property.
  - Install rain gardens to assist with water runoff, especially at the back property. (Located near Raven's Run)  
<http://lexingtonky.gov/modules/ShowDocument.aspx?documentid=6548>

## Questions?

**Please feel free to email or call:**

**Joanna Isaacs**

**Program Manager**

**Bluegrass PRIDE**

**859.266.1572**

**[Joanna@bgPRIDE.org](mailto:Joanna@bgPRIDE.org)**



**KENTUCKY-AMERICAN WATER COMPANY**  
**CASE NO. 2012-00520**  
**COMMISSION STAFF'S FIRST REQUEST FOR INFORMATION**

---

**Witness:**      **Keith L. Cartier/Cheryl D. Norton**

- 39. a.** Describe in detail each target and goal that Kentucky-American has established to reduce:
- (1) Electricity Usage;
  - (2) Electric Demand;
  - (3) Power Purchase Costs; and
  - (4) Greenhouse Gas Emissions.
- b. Identify all specific performance measures Kentucky-American will use to evaluate its progress towards meeting the targets established in 39(a). Include a description of the process Kentucky-American used in developing its targets and goals.
- c. State whether Kentucky-American has a written procedure to monitor its progress in meeting the targets and goals listed in 39(a). Provide a copy if a written procedure exists.

**Response:**

The largest component of Kentucky American Water's energy consumption and costs are attributable to pumps and motors that move water from the source to the treatment plants, and then from the plants out to the distribution system. At the macro level, the focus is on the energy component of unit production costs, and controlling the drivers of those costs, including peak demand periods, utilization of time of day rates and as possible, energy consumption.

- a. KAW has established the following targets and goals:
1. KAW has partnered with Kentucky Pollution Prevention Center (KPPC) and joined the Kentucky Save Energy Now program. An aspirational target of that program is to reduce energy usage by 2.5% each year for 10 years.
  2. There is currently not a specific demand reduction target in place, although demand levels projected within the budget require management of operations to meet overall electric costs from equipment dispatch, water source and time of day perspectives.
  3. Power purchase costs are embedded in the budget, which reflects a management of electricity purchases. KAW is seeking to influence the drivers of costs that it can influence in an effort to mitigate the impact of rising electricity prices. A specific cost reduction is not targeted within the budget.
  4. Kentucky American Water also has an aspirational goal of reducing the

operations' carbon footprint and lowering greenhouse gas emissions (GHGe). The target is an improving trend.

- b. KAW has used unit production costs as a primary indicator of the effectiveness of optimizing overall costs, of which the energy cost component is a large component. (Optimizing may mean dispatching from a higher energy consuming plant in order to meet water quality requirements or lessen chemical costs.) Electric usage and demand are the drivers of purchased power costs, which are all reflected in the unit cost metric. Energy usage index, a measure of kilowatt hours consumed per volume of water sold, is another measure used to assess improving energy efficiency of operations. GHGe intensity is measured as Carbon Dioxide equivalent divided by the volume of water sold.
- c. KAW's practice is to review unit production cost and energy usage index results monthly. The practice is aided by reports for those metrics. The discussion and assessment of progress in these areas is routinely a matter of discussion in the normal course of managing those areas of the business. The annual performance review process formally documents goals for individuals, and unit production costs are included across the production operations. KAW does not have a written procedure to monitor the targets and goals referenced in 39(a) above.

For the electronic version, please refer to KAW\_R\_PSCDR1\_NUM39\_012313.pdf.

**KENTUCKY-AMERICAN WATER COMPANY**  
**CASE NO. 2012-00520**  
**COMMISSION STAFF'S FIRST REQUEST FOR INFORMATION**

---

**Witness:**     **Keith L. Cartier/Lance E. Williams**

- 40.** Describe how Kentucky-American evaluates electricity use and cost criteria when developing its capital improvement plan.

**Response:**

When determining which projects to pursue, electrical use has always been considered as a part of our evaluation but it has not historically been an overriding factor due to the historical low costs of electricity in Kentucky. Understanding that electrical rates will continue to rise, a greater emphasis must be placed upon energy efficiency. This coincides with an effort on behalf of American Water to increase sustainable efforts as part of all operations. Therefore, as a part of the current Comprehensive Planning Study (“CPS”) that is being developed, KAW has requested a full evaluation of our electrical usage. This will provide improved information in the decision-making process with regard to future capital improvements. After a detailed review of KAW energy consumption at all facilities, the CPS that is currently being drafted will highlight potential savings with energy demand costs, focusing opportunities for the greatest efficiencies. In an effort to begin immediately, KAW has identified large motor and pump replacements for 2013 as a result of some of the preliminary findings from the CPS.

For an electronic version, please refer to KAW\_R\_PSCDR1\_NUM40\_012313.pdf.

**KENTUCKY-AMERICAN WATER COMPANY  
CASE NO. 2012-00520  
COMMISSION STAFF'S FIRST REQUEST FOR INFORMATION**

---

**Witness:**     **Keith L. Cartier/Lance E. Williams**

**41.**   Describe how Kentucky-American evaluates electricity use when considering the construction of new treatment systems.

**Response:**

Please see the response to Item 40 of this same data request.

For the electronic version, please refer to KAW\_R\_PSCDR1\_NUM41\_012313.pdf.

**KENTUCKY-AMERICAN WATER COMPANY**  
**CASE NO. 2012-00520**  
**COMMISSION STAFF'S FIRST REQUEST FOR INFORMATION**

---

**Witness:**      **Gary M. VerDouw**

- 42.**    a.    Provide a detailed description of each reorganization that has occurred either at the corporate or service company level that has affected Kentucky-American's operations.
- b.    Quantify the effect each reorganization has had on Kentucky-American's reallocation of cost from the corporate or service company level. Provide all workpapers, show all calculations, and state assumptions used to prepare the response.

**Response:**

- a.        At the time of the completion of Kentucky American Water's Rate Case No. 2010-00036, approved by the Kentucky PSC on December 14, 2010, American Water Works segregated their regulated operating companies into four divisions – 1) the Eastern Division, which consisted of the regulated operating companies in New York, Virginia, West Virginia, Maryland, Michigan, Indiana, Ohio, Tennessee, and Kentucky; 2) the Western Division, which consisted of the regulated operating companies of Illinois, Iowa, Missouri, Arizona, New Mexico, California, and Hawaii; 3) the regulated operating company in Pennsylvania; and 4) the regulated operating company of New Jersey. Kentucky American Water Company was part of the Eastern Division.

Since the completion of Case No. 2010-00036, American Water Works has sold its regulated operations in Ohio, New Mexico, and Arizona. In November 2011, the Divisional structure was realigned and now consists of the following: 1) the Northeast Division, consisting of regulated operating companies in New York and New Jersey; 2) the Mid-Atlantic Division, consisting of regulated operating companies in Pennsylvania, Maryland, Virginia, and West Virginia; 3) the Central Division, consisting of Iowa, Illinois, Missouri, Michigan, Indiana, Tennessee, and Kentucky; and 4) two standalone operating companies, California and Hawaii. Kentucky American Water is included in the Central Division.

- b.        Service Company charges to Kentucky American are either direct charged or allocated. Direct charges for work performed by Service Company for Kentucky American were not affected by the reorganization mentioned above. The majority of allocated Service Company charges based on national customer counts pursuant to the Service Agreement would also not have been affected by the reorganization.

The remaining portion of allocated charges based on divisional customer count levels were impacted from the new realignment. Kentucky American made up 14.11% of the 2011 Eastern Division customers and 8.88% of the 2012 Central Division customers. Assuming there was no divisional realignment and that all divisional charges since 2011 were billed at the old 14.11% Kentucky Eastern Division rate, KAWC would have paid approximately \$430,000 in additional Service Company expenses without the reorganization.

**Kentucky American Water Company**  
**Service Company Expenses by Allocation Category**  
**2011-2012**

	Actual	Actual	Actual		KY	KY	
	Direct	National	Divisional		Actual	Eastern	Revised
Year	Charge	Allocation	Allocation	Total	%age	%age	Divisional
2011	\$631,417	\$6,363,627	\$752,472	\$7,747,517	14.11%	14.11%	\$752,472
2012	717,041	7,665,530	731,553	9,114,124	8.88%	14.11%	1,162,412
<b>Total</b>	<b>\$1,348,458</b>	<b>\$14,029,157</b>	<b>\$1,484,026</b>	<b>\$16,861,641</b>			<b>\$1,914,885</b>
						<b>Difference</b>	<b>\$430,859</b>

For the electronic version, refer to KAW\_R\_PSCDR1\_NUM42\_012313.pdf.